

PLN-CCMS-10.01 CASELOAD STATISTICS OF THE CIRCUIT COURTS

Virginia

January 2022 -- December 2023 Filings


Alexandria and Fairfax Circuit are not Included in State Totals

Dashboard

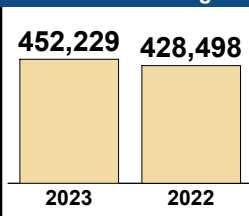
Court: Virginia Circuit
Start/End Date: Jan-22 / Dec-23
2022 Average Month: 35,708
Jan-Dec 2022: 428,498
Filings Trending: ▲

Circuit/Court ID: 0 200999
Type of Case: Filings
2023 Average Month: 37,686
Jan-Dec 2023 : 452,229
Overall AVG. Month: 36,697

Monthly Filings Summary



Jan --- Dec Filings



Filings by Division

Divisions		Jan	Feb	Mar	Apr	May	Jun	Jul	Aug	Sep	Oct	Nov	Dec	Thru Dec	% Change	Total
Total	2023	42,929	38,531	46,044	35,441	39,811	36,355	33,607	38,169	35,481	38,097	33,513	34,251	452,229	6%	452,229
	2022	30,045	34,226	41,389	34,405	34,454	36,596	36,136	38,237	37,753	36,211	34,366	34,680	428,498	▲	428,498
Civil	2023	5,072	5,206	6,326	5,135	6,126	5,521	4,983	5,987	5,235	5,476	4,864	4,579	64,510	4%	64,510
	2022	4,377	4,949	5,959	5,310	5,346	5,093	4,973	5,905	5,269	5,158	4,813	4,765	61,917	▲	61,917
Criminal	2023	14,598	13,102	15,858	12,583	14,435	14,453	13,215	14,894	14,322	15,066	13,010	12,299	167,835	7%	167,835
	2022	10,984	12,520	15,979	12,883	12,957	13,103	13,227	13,475	14,392	13,329	12,580	12,152	157,581	▲	157,581
Concealed Handgun Permits	2023	13,249	11,908	13,568	9,917	9,802	8,497	8,017	8,486	7,808	9,489	8,680	7,981	117,402	8%	117,402
	2022	7,462	8,442	10,011	8,093	8,016	9,569	9,558	9,863	9,156	9,905	9,032	10,035	109,142	▲	109,142
Miscellaneous/Other	2023	9,949	8,269	10,223	7,755	9,389	7,829	7,332	8,724	8,057	8,010	6,906	9,329	101,772	3%	101,772
	2022	7,192	8,265	9,380	8,064	8,092	8,757	8,338	8,944	8,881	7,761	7,888	7,694	99,256	▲	99,256
Others	2023	61	46	69	51	59	55	60	78	59	56	53	63	710	18%	710
	2022	30	50	60	55	43	74	40	50	55	58	53	34	602	▲	602

Filings by Case Category

Case Categories		Jan	Feb	Mar	Apr	May	Jun	Jul	Aug	Sep	Oct	Nov	Dec	Thru Dec	% Change	Total
Administrative Law	2023	37	33	46	31	39	35	26	52	44	45	30	27	445	15%	445
	2022	21	21	28	30	24	39	22	68	46	33	32	23	387	▲	387
Capital Murder	2023	14	6	12	15	17	4	17	10	12	10	4	9	130	25%	130
	2022	6	10	9	5	18	2	7	10	9	9	14	5	104	▲	104
Contested Divorce	2023	609	606	800	604	677	603	558	663	609	570	514	504	7,317	-2%	7,317
	2022	501	594	778	674	658	635	561	651	610	649	564	573	7,448	▼	7,448
Domestic and Family - Level 1	2023	632	632	841	629	708	710	591	807	701	741	525	603	8,120	5%	8,120
	2022	453	608	762	693	616	626	687	807	660	643	563	639	7,757	▲	7,757
Domestic and Family - Level 2	2023	302	316	376	305	387	316	294	370	314	335	342	290	3,947	-1%	3,947
	2022	283	317	400	299	335	317	313	399	404	298	312	307	3,984	▼	3,984
Felonies and Related Matters	2023	9,907	8,847	10,643	8,484	9,592	9,479	8,841	9,842	9,474	9,912	8,557	8,108	111,686	8%	111,686
	2022	7,290	8,365	10,604	8,560	8,156	8,536	8,760	8,806	9,501	8,905	8,375	7,983	103,841	▲	103,841
General Civil - Level 1	2023	69	70	80	78	105	83	66	76	66	77	61	70	901	13%	901
	2022	65	60	75	64	63	79	63	69	72	51	68	66	795	▲	795
General Civil - Level 2	2023	986	1,153	1,308	1,081	1,464	1,184	1,033	1,484	1,227	1,304	1,095	995	14,314	19%	14,314
	2022	933	927	1,028	999	1,055	1,023	994	1,091	1,034	969	1,031	940	12,024	▲	12,024
General Civil - Level 3	2023	1,089	841	1,045	887	1,226	976	898	1,001	917	928	884	919	11,611	-3%	11,611
	2022	832	913	1,029	940	1,047	924	1,108	1,192	994	996	1,027	923	11,925	▼	11,925
Miscellaneous Civil	2023	17,865	15,735	18,854	13,647	14,202	11,999	11,407	12,407	11,870	13,171	11,952	11,356	164,465	3%	164,465
	2022	10,741	12,222	14,668	12,214	12,317	14,107	14,005	14,460	13,791	13,889	13,134	13,792	159,340	▲	159,340
Misdemeanor	2023	3,679	3,285	4,025	3,022	3,759	3,642	3,240	3,800	3,660	3,892	3,417	3,151	42,572	3%	42,572
	2022	2,786	3,235	4,248	3,340	3,709	3,514	3,406	3,482	3,718	3,472	3,271	3,199	41,380	▲	41,380
Other	2023	4,989	4,270	4,540	3,816	4,528	4,139	3,752	4,425	3,674	4,082	3,483	5,648	51,346	12%	51,346
	2022	3,753	4,214	4,393	3,727	3,556	3,880	3,506	4,079	3,925	3,607	3,418	3,717	45,775	▲	45,775
Other Criminally Related Matters	2023	1,067	1,045	1,318	1,151	1,187	1,430	1,203	1,367	1,270	1,339	1,124	1,112	14,613	11%	14,613
	2022	947	956	1,197	1,031	1,144	1,134	1,152	1,268	1,237	1,020	1,029	1,077	13,192	▲	13,192
Probates/Wills & Trusts - Level 1	2023	27	30	27	19	27	47	36	31	44	28	13	22	351	17%	351
	2022	20	21	27	30	21	36	16	26	28	26	28	21	300	▲	300
Probates/Wills & Trusts - Level 2	2023	252	251	335	236	317	253	234	272	231	248	239	223	3,091	13%	3,091
	2022	165	253	294	209	208	273	224	230	243	202	218	205	2,724	▲	2,724
Protective Orders	2023	18	25	37	11	25	16	15	26	21	27	27	25	273	10%	273
	2022	12	23	23	21	12	18	25	26	21	28	26	14	249	▲	249
Uncontested Divorce	2023	1,387	1,386	1,757	1,425	1,551	1,439	1,396	1,536	1,347	1,388	1,246	1,189	17,047	-1%	17,047
	2022	1,237	1,487	1,826	1,569	1,515	1,453	1,287	1,573	1,460	1,414	1,256	1,196	17,273	▼	17,273

This report reflects data in the case management system. Numbers will update accordingly as reports are refreshed and posted.

PLN-CCMS-10.01 CASELOAD STATISTICS OF THE CIRCUIT COURTS

Chesapeake

January 2022 -- December 2023 Filings

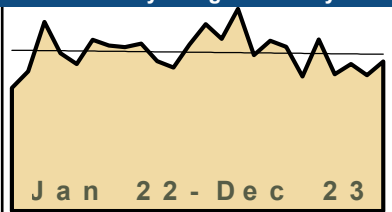
Alexandria and Fairfax Circuit are not Included in State Totals

Dashboard

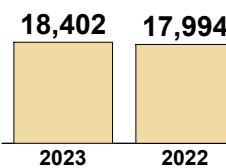
Court: Chesapeake Circuit
Start/End Date: Jan-22 / Dec-23
2022 Average Month: 1,500
Jan-Dec 2022: 17,994
Filings Trending: ↔

Circuit/Court ID: 1 201550
Type of Case: Filings
2023 Average Month: 1,534
Jan-Dec 2023 : 18,402
Overall AVG. Month: 1,517

Monthly Filings Summary



Jan --- Dec Filings



Filings by Division

Divisions		Jan	Feb	Mar	Apr	May	Jun	Jul	Aug	Sep	Oct	Nov	Dec	Thru Dec	% Change	Total
Total	2023	1,785	1,644	1,931	1,490	1,625	1,568	1,286	1,638	1,306	1,403	1,297	1,429	18,402	2%	18,402
	2022	1,174	1,334	1,807	1,507	1,404	1,635	1,579	1,564	1,600	1,432	1,370	1,588	17,994	▲	17,994
Civil	2023	236	238	276	209	239	229	184	252	213	236	193	210	2,715	5%	2,715
	2022	184	177	276	213	214	222	200	257	230	222	192	190	2,577	▲	2,577
Criminal	2023	609	611	746	556	603	659	452	636	511	511	525	575	6,994	6%	6,994
	2022	369	466	677	551	547	658	663	586	571	500	477	519	6,584	▲	6,584
Concealed Handgun Permits	2023	488	402	479	340	339	301	282	258	245	319	304	289	4,046	-3%	4,046
	2022	269	349	366	332	262	364	319	355	354	324	357	499	4,150	▼	4,150
Miscellaneous/ Other	2023	450	393	429	385	443	378	366	490	337	336	274	355	4,636	-1%	4,636
	2022	350	342	488	410	379	389	397	364	443	383	341	379	4,665	▼	4,665
Others	2023	2	-	1	-	1	1	2	2	-	1	1	-	11	-39%	11
	2022	2	-	-	1	2	2	-	2	2	3	3	1	18	▼	18

Filings by Case Category

Case Categories		Jan	Feb	Mar	Apr	May	Jun	Jul	Aug	Sep	Oct	Nov	Dec	Thru Dec	% Change	Total
Administrative Law	2023	1	-	4	-	1	1	1	4	-	1	2	-	15	36%	15
	2022	1	2	-	1	2	1	-	3	-	1	-	-	11	▲	11
Capital Murder	2023	-	-	2	1	-	-	1	-	-	-	1	-	5	150%	5
	2022	-	-	-	1	-	-	-	-	-	1	-	-	2	▲	2
Contested Divorce	2023	30	40	48	38	40	35	26	43	39	37	31	35	442	-2%	442
	2022	28	35	53	40	44	30	34	47	36	35	38	32	452	▼	452
Domestic and Family - Level 1	2023	15	62	39	14	38	46	20	34	37	33	22	48	408	24%	408
	2022	18	32	32	20	15	40	26	39	34	28	15	30	329	▲	329
Domestic and Family - Level 2	2023	8	8	12	9	8	10	12	11	6	11	13	6	114	12%	114
	2022	6	4	13	15	6	6	9	7	7	13	6	10	102	▲	102
Felonies and Related Matters	2023	429	416	532	397	458	470	288	431	341	366	371	433	4,932	10%	4,932
	2022	220	280	451	378	356	451	512	411	386	344	330	345	4,464	▲	4,464
General Civil - Level 1	2023	2	3	3	3	3	3	-	3	1	-	-	2	23	-21%	23
	2022	5	2	4	2	-	3	2	1	1	4	2	3	29	▼	29
General Civil - Level 2	2023	39	30	39	30	45	36	37	120	35	33	38	34	516	49%	516
	2022	12	15	33	26	28	23	43	32	34	27	43	31	347	▲	347
General Civil - Level 3	2023	41	15	15	18	15	16	8	61	11	15	12	13	240	16%	240
	2022	7	8	17	14	22	31	15	23	18	24	17	11	207	▲	207
Miscellaneous Civil	2023	615	535	633	476	419	395	386	354	338	409	393	393	5,346	-8%	5,346
	2022	389	457	527	469	422	523	448	456	511	482	488	652	5,824	▼	5,824
Misdemeanor	2023	147	160	171	141	116	153	142	163	142	119	114	111	1,679	-5%	1,679
	2022	135	148	183	144	162	178	121	153	153	131	118	146	1,772	▼	1,772
Other	2023	308	251	265	238	338	279	253	259	243	247	184	246	3,111	5%	3,111
	2022	246	232	334	262	211	220	260	261	291	216	211	224	2,968	▲	2,968
Other Criminally Related Matters	2023	34	38	43	23	31	41	23	43	30	35	39	31	411	11%	411
	2022	15	38	43	28	30	41	32	25	32	26	30	30	370	▲	370
Probates/Wills & Trusts - Level 1	2023	3	3	1	2	2	4	1	2	5	3	-	-	26	37%	26
	2022	1	2	2	3	1	3	1	-	-	5	-	1	19	▲	19
Probates/Wills & Trusts - Level 2	2023	11	10	17	8	9	9	5	14	7	6	16	5	117	72%	117
	2022	5	4	8	6	4	2	4	5	8	11	3	8	68	▲	68
Uncontested Divorce	2023	102	73	107	92	102	70	83	96	71	88	61	72	1,017	-1%	1,017
	2022	86	75	107	98	101	83	72	101	89	84	69	65	1,030	▼	1,030

This report reflects data in the case management system. Numbers will update accordingly as reports are refreshed and posted.

PLN-CCMS-10.01 CASELOAD STATISTICS OF THE CIRCUIT COURTS

Accomack

January 2022 -- December 2023 Filings


Alexandria and Fairfax Circuit are not Included in State Totals

Dashboard

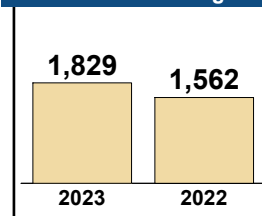
Court: Accomack Circuit
Start/End Date: Jan-22 / Dec-23
2022 Average Month: 130
Jan-Dec 2022: 1,562
Filings Trending: ▲

Circuit/Court ID: 2 202001
Type of Case: Filings
2023 Average Month: 152
Jan-Dec 2023 : 1,829
Overall AVG. Month: 141

Monthly Filings Summary



Jan --- Dec Filings



Filings by Division

Divisions		Jan	Feb	Mar	Apr	May	Jun	Jul	Aug	Sep	Oct	Nov	Dec	Thru Dec	% Change	Total
Total	2023	146	221	136	199	191	131	107	200	99	171	101	127	1,829	17%	1,829
	2022	101	177	118	148	110	168	86	158	119	150	102	125	1,562	▲	1,562
Civil	2023	14	12	25	22	20	7	11	17	17	20	21	6	192	-2%	192
	2022	6	10	18	8	21	20	9	34	24	28	6	11	195	▼	195
Criminal	2023	26	92	17	96	81	60	24	121	29	73	8	63	690	22%	690
	2022	21	83	22	87	30	87	13	53	37	50	29	55	567	▲	567
Concealed Handgun Permits	2023	73	74	69	52	53	38	35	38	29	70	52	34	617	8%	617
	2022	49	53	54	34	42	41	41	55	37	55	55	53	569	▲	569
Miscellaneous/Other	2023	33	43	25	29	37	26	37	24	24	8	20	24	330	44%	330
	2022	25	31	24	19	17	19	23	16	20	17	12	6	229	▲	229
Others	2023	-	-	-	-	-	-	-	-	-	-	-	-	0	-100%	0
	2022	-	-	-	-	-	1	-	-	-	-	-	-	2	▼	2

Filings by Case Category

Case Categories		Jan	Feb	Mar	Apr	May	Jun	Jul	Aug	Sep	Oct	Nov	Dec	Thru Dec	% Change	Total
Administrative Law	2023	-	1	-	-	1	-	-	-	-	1	-	-	3	-25%	3
	2022	-	-	-	-	-	-	-	2	2	-	-	-	4	▼	4
Capital Murder	2023	-	-	-	-	-	-	-	2	-	-	-	-	2	100%	2
	2022	-	-	-	-	-	-	-	-	-	-	-	1	1	▲	1
Contested Divorce	2023	3	3	5	3	2	1	1	5	3	2	-	-	28	-7%	28
	2022	-	1	3	4	2	2	1	4	1	3	1	8	30	▼	30
Domestic and Family - Level 1	2023	-	-	2	3	2	-	2	-	2	-	2	-	13	0%	13
	2022	2	1	4	-	2	3	-	-	-	-	-	1	13	↔	13
Domestic and Family - Level 2	2023	-	-	1	1	-	1	2	-	-	-	-	-	5	-77%	5
	2022	-	-	1	-	-	-	3	5	1	10	2	-	22	▼	22
Felonies and Related Matters	2023	17	69	12	54	68	42	14	48	12	43	7	40	426	19%	426
	2022	17	61	13	55	10	62	9	30	26	25	19	32	359	▲	359
General Civil - Level 1	2023	-	-	-	-	-	1	-	2	2	-	1	1	7	133%	7
	2022	-	-	-	1	1	-	-	-	-	1	-	-	3	▲	3
General Civil - Level 2	2023	5	2	4	2	4	2	3	8	6	1	7	10	54	100%	54
	2022	1	1	3	2	5	4	2	2	3	2	2	-	27	▲	27
General Civil - Level 3	2023	3	4	12	4	10	-	3	5	4	8	12	7	72	-3%	72
	2022	4	1	4	3	6	9	2	20	14	8	2	1	74	▼	74
Miscellaneous Civil	2023	88	89	82	62	64	47	49	46	36	78	61	43	745	10%	745
	2022	60	66	65	44	48	49	53	58	43	68	63	58	675	▲	675
Misdemeanor	2023	7	21	4	40	10	14	2	69	9	25	1	18	220	22%	220
	2022	4	22	7	29	14	22	3	18	8	25	9	19	180	▲	180
Other	2023	13	23	6	17	21	14	19	5	9	-	1	-	128	71%	128
	2022	9	16	10	4	7	5	9	8	7	-	-	-	75	▲	75
Other Criminally Related Matters	2023	2	2	2	2	3	4	8	2	9	5	-	5	44	57%	44
	2022	-	-	2	3	6	3	1	5	3	1	1	3	28	▲	28
Probates/Wills & Trusts - Level 1	2023	-	1	-	-	-	-	-	-	-	-	-	-	1	1	1
	2022	-	-	-	-	-	-	-	-	-	-	-	-	0	↔	0
Probates/Wills & Trusts - Level 2	2023	-	-	1	-	-	-	-	1	-	1	-	-	3	-50%	3
	2022	-	-	-	-	-	2	-	-	1	1	1	1	6	▼	6
Protective Orders	2023	1	-	1	1	-	-	-	-	-	-	-	-	3	0%	3
	2022	-	-	-	-	2	-	-	-	1	-	-	-	3	↔	3
Uncontested Divorce	2023	7	6	4	10	6	5	4	7	7	7	9	3	75	21%	75
	2022	4	8	6	3	7	7	3	6	9	6	2	1	62	▲	62

This report reflects data in the case management system. Numbers will update accordingly as reports are refreshed and posted.

PLN-CCMS-10.01 CASELOAD STATISTICS OF THE CIRCUIT COURTS

Northampton


January 2022 -- December 2023 Filings

Alexandria and Fairfax Circuit are not Included in State Totals

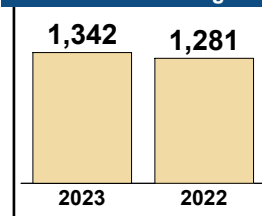
Dashboard

Court: Northampton Circuit
Circuit/Court ID: 2 202131
Start/End Date: Jan-22 / Dec-23
Type of Case: Filings
2022 Average Month: 107
2023 Average Month: 112
Jan-Dec 2022: 1,281
Jan-Dec 2023 : 1,342
Filings Trending: ▲
Overall AVG. Month: 109

Monthly Filings Summary



Jan --- Dec Filings



Filings by Division

Divisions		Jan	Feb	Mar	Apr	May	Jun	Jul	Aug	Sep	Oct	Nov	Dec	Thru Dec	% Change	Total
Total	2023	120	138	85	73	127	95	80	155	148	159	107	55	1,342	5%	1,342
	2022	77	156	118	63	95	81	126	123	110	136	94	102	1,281	▲	1,281
Civil	2023	3	8	6	10	5	7	13	33	22	20	5	2	134	109%	134
	2022	6	10	5	5	5	5	5	3	4	5	2	9	64	▲	64
Criminal	2023	86	108	57	34	110	69	48	92	108	101	76	40	929	-3%	929
	2022	53	128	85	35	69	55	104	92	90	99	69	79	958	▼	958
Concealed Handgun Permits	2023	25	15	13	26	10	14	12	19	12	31	17	11	205	-2%	205
	2022	15	13	26	20	16	17	13	24	14	21	18	12	209	▼	209
Miscellaneous/ Other	2023	6	7	9	3	2	5	7	11	6	7	9	2	74	48%	74
	2022	3	5	2	3	5	4	4	4	2	11	5	2	50	▲	50

Filings by Case Category

Case Categories		Jan	Feb	Mar	Apr	May	Jun	Jul	Aug	Sep	Oct	Nov	Dec	Thru Dec	% Change	Total
Administrative Law	2023	-	1	-	-	-	-	-	-	-	-	-	1	2	-50%	2
	2022	-	-	1	1	1	1	-	-	-	-	-	-	4	▼	4
Capital Murder	2023	2	-	-	-	-	-	-	-	-	-	-	-	2	2	2
	2022	-	-	-	-	-	-	-	-	-	-	-	-	0	↔	0
Contested Divorce	2023	1	2	-	1	-	2	-	-	2	-	-	-	8	-27%	8
	2022	-	3	1	1	1	-	1	-	2	-	1	1	11	▼	11
Domestic and Family - Level 1	2023	-	-	-	1	1	1	-	-	2	1	1	-	7	600%	7
	2022	-	-	-	-	-	-	1	-	-	-	-	-	1	▲	1
Domestic and Family - Level 2	2023	-	-	-	-	1	1	-	-	-	1	1	-	4	100%	4
	2022	-	-	-	-	-	-	-	-	-	2	-	-	2	▲	2
Felonies and Related Matters	2023	55	60	26	9	69	28	14	35	28	44	33	14	415	15%	415
	2022	14	59	38	13	39	8	46	25	27	39	26	26	360	▲	360
General Civil - Level 2	2023	1	3	2	3	3	2	5	35	11	19	2	1	87	358%	87
	2022	-	5	2	2	1	2	2	-	1	1	1	2	19	▲	19
General Civil - Level 3	2023	1	-	1	3	-	-	4	-	6	1	1	-	17	70%	17
	2022	-	2	-	-	1	-	-	-	2	2	-	3	10	▲	10
Miscellaneous Civil	2023	31	22	21	29	11	18	18	27	16	35	26	13	267	5%	267
	2022	18	17	27	23	21	21	17	28	15	30	23	14	254	▲	254
Misdemeanor	2023	23	43	24	16	31	35	26	50	56	44	37	22	407	-20%	407
	2022	38	59	42	18	27	32	50	56	51	50	38	46	507	▼	507
Other	2023	-	-	1	-	-	-	-	-	1	-	-	-	2	100%	2
	2022	-	-	-	-	-	-	-	1	-	-	-	-	1	▲	1
Other Criminally Related Matters	2023	6	6	8	9	10	6	8	8	24	13	6	4	108	9%	108
	2022	5	10	5	4	4	15	9	12	12	10	5	8	99	▲	99
Probates/Wills & Trusts - Level 2	2023	-	-	-	1	1	-	-	-	-	-	-	-	2	2	2
	2022	-	-	-	-	-	-	-	-	-	-	-	-	0	↔	0
Uncontested Divorce	2023	-	1	2	1	-	2	5	-	2	1	-	-	14	8%	14
	2022	2	1	2	1	-	2	-	1	-	2	-	2	13	▲	13

This report reflects data in the case management system. Numbers will update accordingly as reports are refreshed and posted.

PLN-CCMS-10.01 CASELOAD STATISTICS OF THE CIRCUIT COURTS

Virginia Beach

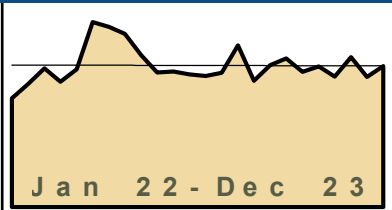
January 2022 -- December 2023 Filings

Alexandria and Fairfax Circuit are not Included in State Totals

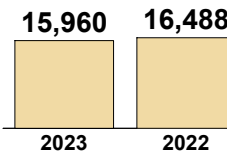
Dashboard

Court: Virginia Beach Circuit
Circuit/Court ID: 2 202810
Start/End Date: Jan-22 / Dec-23
Type of Case: Filings
2022 Average Month: 1,374
2023 Average Month: 1,330
Jan-Dec 2022: 16,488
Jan-Dec 2023 : 15,960
Overall AVG. Month: 1,352
Filings Trending: ▼

Monthly Filings Summary



Jan --- Dec Filings



Filings by Division

Divisions		Jan	Feb	Mar	Apr	May	Jun	Jul	Aug	Sep	Oct	Nov	Dec	Thru Dec	% Change	Total
Total	2023	1,253	1,281	1,545	1,207	1,354	1,420	1,290	1,344	1,246	1,431	1,242	1,347	15,960	-3%	15,960
	2022	1,038	1,176	1,325	1,198	1,314	1,767	1,719	1,654	1,450	1,286	1,293	1,268	16,488	▼	16,488
Civil	2023	338	354	382	303	399	382	348	380	348	359	336	303	4,232	0%	4,232
	2022	256	336	363	356	361	392	344	405	374	324	361	353	4,225	▲	4,225
Criminal	2023	545	558	689	542	619	589	593	602	543	676	556	705	7,217	11%	7,217
	2022	448	474	550	466	564	581	449	624	647	595	604	516	6,518	▲	6,518
Concealed Handgun Permits	2023	-	-	1	-	-	-	-	-	-	-	-	-	1	-100%	1
	2022	-	-	-	-	-	377	550	222	48	1	-	-	1,198	▼	1,198
Miscellaneous/ Other	2023	370	369	473	361	336	448	349	361	354	393	348	338	4,500	-1%	4,500
	2022	334	366	412	376	389	417	376	403	379	365	328	399	4,544	▼	4,544
Others	2023	-	-	-	1	-	1	-	1	1	3	2	1	10	233%	10
	2022	-	-	-	-	-	-	-	-	2	1	-	-	3	▲	3

Filings by Case Category

Case Categories		Jan	Feb	Mar	Apr	May	Jun	Jul	Aug	Sep	Oct	Nov	Dec	Thru Dec	% Change	Total
Administrative Law	2023	1	1	1	1	-	-	-	-	-	-	3	3	10	-44%	10
	2022	-	1	-	4	1	1	2	-	-	4	2	3	18	▼	18
Capital Murder	2023	-	-	-	2	-	1	-	-	-	-	-	-	3	-40%	3
	2022	1	-	-	-	1	-	-	-	2	-	1	-	5	▼	5
Contested Divorce	2023	34	33	32	22	34	17	31	24	30	20	21	21	319	-4%	319
	2022	18	24	32	34	27	38	24	29	24	24	37	23	334	▼	334
Domestic and Family - Level 1	2023	32	60	43	28	42	26	40	50	44	37	32	29	463	-4%	463
	2022	36	51	38	43	31	45	32	51	51	34	22	48	482	▼	482
Domestic and Family - Level 2	2023	26	14	24	18	14	24	19	21	12	24	17	15	228	-21%	228
	2022	17	19	26	19	24	32	18	32	31	18	30	21	287	▼	287
Felonies and Related Matters	2023	383	331	382	324	340	345	385	330	300	433	324	490	4,367	13%	4,367
	2022	258	301	304	279	352	346	256	369	371	370	332	330	3,868	▲	3,868
General Civil - Level 1	2023	2	4	4	6	2	9	4	5	7	10	5	7	65	14%	65
	2022	3	5	5	6	3	9	2	4	3	5	9	3	57	▲	57
General Civil - Level 2	2023	55	70	82	46	72	61	64	82	79	78	53	55	797	13%	797
	2022	46	60	50	52	72	76	48	61	63	55	68	57	708	▲	708
General Civil - Level 3	2023	129	122	126	144	157	168	112	126	119	126	139	115	1,583	-2%	1,583
	2022	88	118	143	127	130	129	144	166	146	129	149	144	1,613	▼	1,613
Miscellaneous Civil	2023	164	173	238	174	165	206	164	163	178	172	150	155	2,102	-38%	2,102
	2022	168	179	184	194	190	582	737	424	238	172	146	177	3,391	▼	3,391
Misdemeanor	2023	145	181	264	186	244	185	183	212	201	222	192	177	2,392	9%	2,392
	2022	163	147	217	156	164	188	160	214	183	197	230	167	2,186	▲	2,186
Other	2023	189	168	209	155	155	213	168	164	148	209	192	164	2,134	4%	2,134
	2022	147	162	205	168	180	189	171	171	179	159	135	192	2,058	▲	2,058
Other Criminally Related Matters	2023	19	53	45	35	39	62	35	72	49	27	46	44	526	3%	526
	2022	32	28	36	36	49	50	39	45	92	35	49	20	511	▲	511
Probates/Wills & Trusts - Level 1	2023	-	-	1	-	2	2	-	1	1	-	-	-	7	-30%	7
	2022	-	1	2	-	1	1	2	-	1	-	1	1	10	▼	10
Probates/Wills & Trusts - Level 2	2023	13	13	16	20	26	25	12	19	18	16	14	12	204	18%	204
	2022	9	9	12	16	10	28	21	19	9	14	13	13	173	▲	173
Protective Orders	2023	1	-	2	1	4	-	-	-	-	4	3	-	15	114%	15
	2022	-	2	-	-	1	-	1	1	1	1	-	-	7	▲	7
Uncontested Divorce	2023	60	58	76	45	58	76	73	75	60	53	51	60	745	-4%	745
	2022	52	69	71	64	78	53	62	68	56	69	69	69	780	▼	780

This report reflects data in the case management system. Numbers will update accordingly as reports are refreshed and posted.

PLN-CCMS-10.01 CASELOAD STATISTICS OF THE CIRCUIT COURTS

Portsmouth

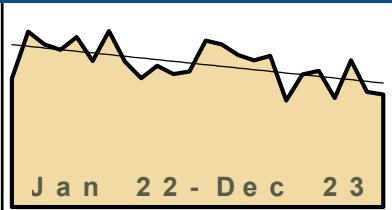
January 2022 -- December 2023 Filings

Alexandria and Fairfax Circuit are not Included in State Totals

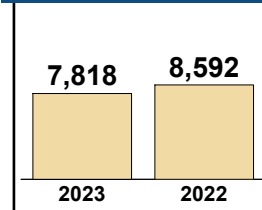
Dashboard

Court: Portsmouth Circuit
Circuit/Court ID: 3 203740
Start/End Date: Jan-22 / Dec-23
Type of Case: Filings
2022 Average Month: 716
2023 Average Month: 652
Jan-Dec 2022: 8,592
Jan-Dec 2023 : 7,818
Filings Trending: ▼
Overall AVG. Month: 684

Monthly Filings Summary



Jan --- Dec Filings



Filings by Division

Divisions		Jan	Feb	Mar	Apr	May	Jun	Jul	Aug	Sep	Oct	Nov	Dec	Thru Dec	% Change	Total
Total	2023	794	776	726	701	722	508	633	650	521	700	549	538	7,818	-9%	7,818
	2022	613	837	777	750	812	697	841	694	615	674	635	647	8,592	▼	8,592
Civil	2023	292	243	218	225	286	162	299	191	176	286	207	203	2,788	-8%	2,788
	2022	264	269	257	288	342	138	310	287	145	252	216	256	3,024	▼	3,024
Criminal	2023	117	174	99	163	188	131	129	208	132	132	93	133	1,699	-4%	1,699
	2022	97	227	126	119	137	202	186	124	165	115	162	108	1,768	▼	1,768
Concealed Handgun Permits	2023	183	144	149	102	115	79	86	105	78	109	81	98	1,329	-7%	1,329
	2022	90	94	133	138	131	137	132	126	113	115	98	122	1,429	▼	1,429
Miscellaneous/ Other	2023	201	215	260	211	132	136	119	142	134	173	168	104	1,995	-16%	1,995
	2022	162	247	261	205	202	220	213	156	192	190	159	161	2,368	▼	2,368
Others	2023	1	-	-	-	1	-	-	4	1	-	-	-	7	133%	7
	2022	-	-	-	-	-	-	-	1	-	2	-	-	3	▲	3

Filings by Case Category

Case Categories		Jan	Feb	Mar	Apr	May	Jun	Jul	Aug	Sep	Oct	Nov	Dec	Thru Dec	% Change	Total
Administrative Law	2023	-	1	2	-	3	-	1	1	-	1	1	-	10	150%	10
	2022	-	-	-	1	-	-	-	-	1	1	1	-	4	▲	4
Capital Murder	2023	4	6	-	1	3	-	2	-	-	-	-	-	16	16	16
	2022	-	-	-	-	-	-	-	-	-	-	-	-	0	↔	0
Contested Divorce	2023	8	9	11	10	10	7	8	8	11	6	7	8	103	-5%	103
	2022	9	14	14	12	8	8	7	6	4	12	7	7	108	▼	108
Domestic and Family - Level 1	2023	10	11	14	14	4	3	4	14	4	17	17	17	129	90%	129
	2022	2	2	10	3	4	3	11	8	3	8	5	9	68	▲	68
Domestic and Family - Level 2	2023	-	-	2	2	2	2	1	2	7	1	2	6	27	23%	27
	2022	4	-	3	3	2	-	2	2	1	-	2	3	22	▲	22
Felonies and Related Matters	2023	61	88	40	88	107	78	79	129	66	91	49	71	947	-10%	947
	2022	58	161	57	67	80	116	122	59	111	60	109	56	1,056	▼	1,056
General Civil - Level 1	2023	1	-	3	1	1	1	1	2	1	1	-	1	13	-7%	13
	2022	1	1	2	2	-	-	1	2	3	-	1	1	14	▼	14
General Civil - Level 2	2023	14	22	24	21	20	19	14	20	15	27	18	13	227	49%	227
	2022	10	12	4	10	17	15	15	16	15	14	12	12	152	▲	152
General Civil - Level 3	2023	246	167	131	150	229	107	246	125	125	218	146	143	2,033	-14%	2,033
	2022	220	214	199	228	288	93	251	227	94	197	155	208	2,374	▼	2,374
Miscellaneous Civil	2023	303	254	280	236	175	146	146	179	160	186	194	167	2,426	-16%	2,426
	2022	197	234	279	279	251	273	274	215	236	238	198	228	2,902	▼	2,902
Misdemeanor	2023	34	41	30	36	45	27	37	55	53	25	33	50	466	-8%	466
	2022	29	60	48	42	35	67	48	46	30	40	40	23	508	▼	508
Other	2023	79	103	119	75	72	71	56	70	52	87	52	28	864	1%	864
	2022	53	107	105	69	79	79	67	71	59	65	57	47	858	▲	858
Other Criminally Related Matters	2023	18	47	34	38	34	27	13	26	13	16	14	12	292	23%	292
	2022	12	9	27	10	23	21	24	19	25	21	14	33	238	▲	238
Probates/Wills & Trusts - Level 1	2023	-	3	1	1	-	-	-	-	1	-	-	1	7	75%	7
	2022	-	-	-	-	1	1	-	-	1	-	1	-	4	▲	4
Probates/Wills & Trusts - Level 2	2023	3	3	5	6	1	2	4	3	2	3	4	2	38	19%	38
	2022	5	4	4	2	3	3	3	-	4	-	3	1	32	▲	32
Protective Orders	2023	1	3	6	1	-	-	-	-	-	-	-	-	11	-15%	11
	2022	-	-	2	-	-	1	-	1	-	1	7	1	13	▼	13
Uncontested Divorce	2023	12	18	24	21	16	18	21	16	11	21	12	19	209	-13%	209
	2022	13	19	25	20	21	17	16	22	28	17	23	18	239	▼	239

This report reflects data in the case management system. Numbers will update accordingly as reports are refreshed and posted.

PLN-CCMS-10.01 CASELOAD STATISTICS OF THE CIRCUIT COURTS

Norfolk

January 2022 -- December 2023 Filings

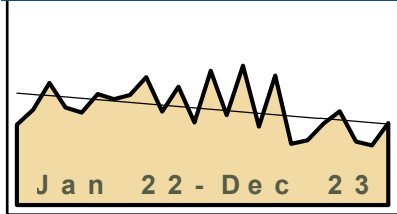
Alexandria and Fairfax Circuit are not Included in State Totals

Dashboard

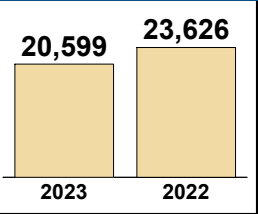
Court: Norfolk Circuit
Start/End Date: Jan-22 / Dec-23
2022 Average Month: 1,969
Jan-Dec 2022: 23,626
Filings Trending: ▼

Circuit/Court ID: 4 204710
Type of Case: Filings
2023 Average Month: 1,717
Jan-Dec 2023 : 20,599
Overall AVG. Month: 1,843

Monthly Filings Summary



Jan --- Dec Filings



Filings by Division

Divisions		Jan	Feb	Mar	Apr	May	Jun	Jul	Aug	Sep	Oct	Nov	Dec	Thru Dec	% Change	Total
Total	2023	2,565	1,720	2,664	1,500	2,471	1,170	1,235	1,561	1,791	1,215	1,141	1,566	20,599	-13%	20,599
	2022	1,535	1,822	2,330	1,863	1,767	2,121	2,021	2,101	2,442	1,787	2,257	1,580	23,626	▼	23,626
Civil	2023	399	410	480	382	417	433	374	464	374	407	365	353	4,858	3%	4,858
	2022	335	404	448	424	343	395	354	429	423	432	365	351	4,703	▲	4,703
Criminal	2023	428	382	414	353	399	369	393	435	335	339	373	359	4,579	14%	4,579
	2022	241	294	433	345	288	354	285	383	380	392	316	309	4,020	▲	4,020
Concealed Handgun Permits	2023	267	243	314	251	240	186	204	200	182	192	170	193	2,642	-5%	2,642
	2022	194	194	283	242	211	217	218	254	234	218	213	300	2,778	▼	2,778
Miscellaneous/ Other	2023	1,469	684	1,455	514	1,414	181	262	460	900	272	233	660	8,504	-30%	8,504
	2022	765	930	1,166	851	925	1,155	1,163	1,030	1,405	745	1,362	616	12,113	▼	12,113
Others	2023	2	1	1	-	1	1	2	2	-	5	-	1	16	33%	16
	2022	-	-	-	1	-	-	1	5	-	-	1	4	12	▲	12

Filings by Case Category

Case Categories		Jan	Feb	Mar	Apr	May	Jun	Jul	Aug	Sep	Oct	Nov	Dec	Thru Dec	% Change	Total
Administrative Law	2023	8	2	3	1	9	1	1	7	8	1	-	4	45	41%	45
	2022	-	3	3	3	-	6	1	5	4	3	2	2	32	▲	32
Capital Murder	2023	-	-	-	-	-	-	3	-	-	-	-	-	3	3	3
	2022	-	-	-	-	-	-	-	-	-	-	-	-	0	↔	0
Contested Divorce	2023	81	76	97	87	92	87	62	75	71	77	82	82	969	5%	969
	2022	59	72	98	86	80	77	66	75	88	82	68	73	924	▲	924
Domestic and Family - Level 1	2023	42	39	35	11	29	30	15	49	32	24	10	23	339	-9%	339
	2022	14	43	27	28	25	43	36	40	30	26	32	29	373	▼	373
Domestic and Family - Level 2	2023	39	18	38	13	48	7	4	19	34	13	9	23	265	-6%	265
	2022	13	26	33	13	14	34	24	23	42	16	32	13	283	▼	283
Felonies and Related Matters	2023	312	223	265	259	290	234	290	274	217	232	254	258	3,108	11%	3,108
	2022	159	183	309	214	213	234	204	267	272	291	236	206	2,788	▲	2,788
General Civil - Level 1	2023	7	3	7	6	7	12	1	3	6	3	6	4	65	41%	65
	2022	5	4	5	7	2	4	4	3	3	4	1	4	46	▲	46
General Civil - Level 2	2023	36	51	54	36	43	51	37	62	52	47	41	36	546	16%	546
	2022	45	42	32	43	41	29	34	46	36	37	49	37	471	▲	471
General Civil - Level 3	2023	137	24	156	31	225	55	33	81	134	46	42	72	1,036	2%	1,036
	2022	33	95	105	62	52	85	124	95	130	46	148	39	1,014	▲	1,014
Miscellaneous Civil	2023	1,430	821	1,503	705	1,307	330	420	557	887	395	347	695	9,397	-26%	9,397
	2022	803	890	1,234	953	967	1,134	1,147	1,101	1,364	853	1,347	840	12,633	▼	12,633
Misdemeanor	2023	85	122	111	60	85	73	61	98	65	59	70	53	942	19%	942
	2022	55	65	91	75	49	74	55	69	74	71	46	65	789	▲	789
Other	2023	136	107	95	59	55	41	45	37	36	64	51	54	780	-39%	780
	2022	153	140	83	82	132	125	94	91	106	117	79	72	1,274	▼	1,274
Other Criminally Related Matters	2023	40	45	44	45	34	65	44	70	56	50	54	48	595	8%	595
	2022	29	49	43	64	32	55	31	63	52	44	44	46	552	▲	552
Probates/Wills & Trusts - Level 1	2023	2	-	2	-	6	1	3	2	5	4	2	2	29	71%	29
	2022	1	-	2	-	-	3	1	4	3	-	2	1	17	▲	17
Probates/Wills & Trusts - Level 2	2023	34	17	35	17	49	5	12	22	23	14	11	29	268	9%	268
	2022	11	23	29	14	8	30	31	21	37	13	19	9	245	▲	245
Protective Orders	2023	3	3	6	-	6	3	6	9	3	5	7	7	58	14%	58
	2022	4	7	6	4	2	4	5	5	5	5	3	1	51	▲	51
Uncontested Divorce	2023	173	169	213	170	186	175	198	196	162	181	155	176	2,154	1%	2,154
	2022	151	180	230	215	150	184	164	193	196	179	149	143	2,134	▲	2,134

This report reflects data in the case management system. Numbers will update accordingly as reports are refreshed and posted.

PLN-CCMS-10.01 CASELOAD STATISTICS OF THE CIRCUIT COURTS

Isle of Wight

January 2022 -- December 2023 Filings

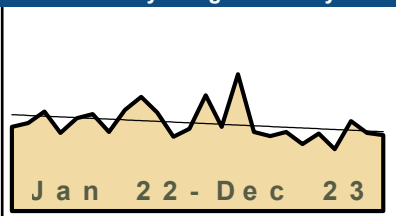
Alexandria and Fairfax Circuit are not Included in State Totals

Dashboard

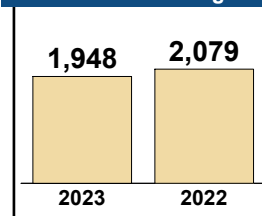
Court: Isle of Wight Circuit
Start/End Date: Jan-22 / Dec-23
2022 Average Month: 173
Jan-Dec 2022: 2,079
Filings Trending: ▼

Circuit/Court ID: 5 205093
Type of Case: Filings
2023 Average Month: 162
Jan-Dec 2023 : 1,948
Overall AVG. Month: 168

Monthly Filings Summary



Jan --- Dec Filings



Filings by Division

Divisions		Jan	Feb	Mar	Apr	May	Jun	Jul	Aug	Sep	Oct	Nov	Dec	Thru Dec	% Change	Total
Total	2023	221	161	261	151	143	151	128	148	118	172	149	145	1,948	-6%	1,948
	2022	161	168	190	149	177	185	151	193	218	188	142	157	2,079	▼	2,079
Civil	2023	27	17	23	25	16	24	15	18	16	23	14	24	242	-4%	242
	2022	20	23	19	17	22	31	17	28	31	14	16	14	252	▼	252
Criminal	2023	29	17	65	15	29	43	15	33	25	45	53	36	405	-14%	405
	2022	36	45	57	29	49	35	33	49	80	34	17	8	472	▼	472
Concealed Handgun Permits	2023	126	112	121	87	70	52	67	70	50	82	65	64	966	-3%	966
	2022	79	76	84	76	67	79	75	84	75	106	77	115	993	▼	993
Miscellaneous/ Other	2023	38	15	52	24	28	31	31	27	27	22	17	21	333	-7%	333
	2022	26	24	30	27	38	40	25	32	31	34	32	19	358	▼	358
Others	2023	1	-	-	-	-	1	-	-	-	-	-	-	2	-50%	2
	2022	-	-	-	-	1	-	1	-	1	-	-	1	4	▼	4

Filings by Case Category

Case Categories		Jan	Feb	Mar	Apr	May	Jun	Jul	Aug	Sep	Oct	Nov	Dec	Thru Dec	% Change	Total
Administrative Law	2023	1	-	-	-	-	-	-	-	1	-	-	-	2	100%	2
	2022	-	-	-	-	-	-	1	-	-	-	-	-	1	▲	1
Contested Divorce	2023	2	2	4	5	3	1	1	4	4	7	1	1	35	17%	35
	2022	1	4	5	3	2	1	-	4	3	3	1	3	30	▲	30
Domestic and Family - Level 1	2023	7	-	2	2	2	3	1	2	-	-	2	-	21	-50%	21
	2022	3	3	3	6	5	7	-	6	2	-	4	3	42	▼	42
Domestic and Family - Level 2	2023	2	-	3	-	-	2	-	-	2	-	-	4	13	-7%	13
	2022	1	1	-	-	2	2	1	3	2	1	1	-	14	▼	14
Felonies and Related Matters	2023	19	16	44	11	23	31	9	22	12	27	36	24	274	-12%	274
	2022	25	29	41	14	41	18	26	21	64	16	11	6	312	▼	312
General Civil - Level 1	2023	-	-	-	-	-	1	-	-	-	-	1	1	3	3	3
	2022	-	-	-	-	-	-	-	-	-	-	-	-	0	↔	0
General Civil - Level 2	2023	4	4	5	3	2	3	2	1	-	4	2	1	31	-35%	31
	2022	2	6	5	4	1	6	4	5	10	2	2	1	48	▼	48
General Civil - Level 3	2023	5	2	1	5	3	4	7	3	1	3	2	4	40	29%	40
	2022	3	1	1	1	4	9	4	2	2	-	1	3	31	▲	31
Miscellaneous Civil	2023	146	120	150	101	86	76	84	88	67	95	76	77	1,166	-6%	1,166
	2022	100	89	100	97	99	105	90	102	98	124	102	129	1,235	▼	1,235
Misdemeanor	2023	5	-	8	3	4	2	3	5	5	15	11	5	66	-39%	66
	2022	7	15	11	5	6	13	4	23	10	10	4	1	109	▼	109
Other	2023	18	7	21	12	10	8	11	8	11	8	6	5	125	8%	125
	2022	5	12	12	6	5	14	10	14	11	17	6	4	116	▲	116
Other Criminally Related Matters	2023	6	3	13	1	3	10	3	6	8	4	6	7	70	32%	70
	2022	5	2	5	10	2	4	3	5	6	8	2	1	53	▲	53
Probates/Wills & Trusts - Level 1	2023	-	-	-	-	-	-	-	-	-	-	-	2	2	0%	2
	2022	-	-	-	-	-	1	-	-	1	-	-	-	2	↔	2
Probates/Wills & Trusts - Level 2	2023	1	1	2	-	1	1	-	-	1	1	1	6	15	15%	15
	2022	-	2	-	-	1	1	4	1	1	2	-	1	13	▲	13
Uncontested Divorce	2023	5	6	8	8	6	9	7	9	6	8	5	8	85	16%	85
	2022	9	4	7	3	9	4	4	7	8	5	8	5	73	▲	73

This report reflects data in the case management system. Numbers will update accordingly as reports are refreshed and posted.

PLN-CCMS-10.01 CASELOAD STATISTICS OF THE CIRCUIT COURTS

Southampton

January 2022 -- December 2023 Filings


Alexandria and Fairfax Circuit are not Included in State Totals

Dashboard

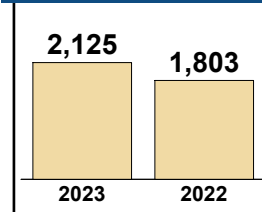
Court: Southampton Circuit
Start/End Date: Jan-22 / Dec-23
2022 Average Month: 150
Jan-Dec 2022: 1,803
Filings Trending: ▲

Circuit/Court ID: 5 205175
Type of Case: Filings
2023 Average Month: 177
Jan-Dec 2023 : 2,125
Overall AVG. Month: 164

Monthly Filings Summary



Jan --- Dec Filings



Filings by Division

Divisions		Jan	Feb	Mar	Apr	May	Jun	Jul	Aug	Sep	Oct	Nov	Dec	Thru Dec	% Change	Total
Total	2023	212	205	218	210	199	126	178	189	147	159	130	152	2,125	18%	2,125
	2022	103	126	172	133	145	130	131	184	183	154	177	165	1,803	▲	1,803
Civil	2023	13	15	14	34	16	14	22	27	18	12	17	15	217	-4%	217
	2022	12	19	19	18	16	20	10	39	19	21	15	18	226	▼	226
Criminal	2023	91	102	87	104	105	51	98	79	57	66	65	63	968	12%	968
	2022	53	45	94	63	80	58	61	73	104	74	91	69	865	▲	865
Concealed Handgun Permits	2023	80	60	87	44	43	36	31	48	37	52	32	53	603	52%	603
	2022	25	35	37	19	30	29	27	37	32	34	46	47	398	▲	398
Miscellaneous/ Other	2023	28	28	30	28	35	25	27	34	35	29	16	21	336	7%	336
	2022	13	27	22	33	19	23	32	35	28	25	25	31	313	▲	313
Others	2023	-	-	-	-	-	-	-	1	-	-	-	-	1	0%	1
	2022	-	-	-	-	-	-	1	-	-	-	-	-	1	↔	1

Filings by Case Category

Case Categories		Jan	Feb	Mar	Apr	May	Jun	Jul	Aug	Sep	Oct	Nov	Dec	Thru Dec	% Change	Total
Administrative Law	2023	-	-	-	-	-	-	-	1	-	-	-	-	1	1	1
	2022	-	-	-	-	-	-	-	-	-	-	-	-	0	↔	0
Contested Divorce	2023	2	4	1	3	-	1	2	2	3	1	2	2	23	-28%	23
	2022	-	7	2	2	1	4	2	4	2	3	1	4	32	▼	32
Domestic and Family - Level 1	2023	-	-	1	1	2	-	1	3	-	1	1	-	10	-33%	10
	2022	3	-	4	1	-	1	-	4	2	-	-	-	15	▼	15
Domestic and Family - Level 2	2023	-	-	-	1	-	-	1	1	1	1	-	-	5	-79%	5
	2022	1	1	-	-	2	1	-	18	-	-	1	-	24	▼	24
Felonies and Related Matters	2023	65	62	60	53	72	28	64	45	41	26	50	33	599	17%	599
	2022	33	22	52	29	52	31	39	34	73	43	60	42	510	▲	510
General Civil - Level 1	2023	-	1	-	1	-	1	-	-	-	1	-	-	4	-20%	4
	2022	-	-	1	-	1	1	1	-	-	-	-	1	5	▼	5
General Civil - Level 2	2023	1	4	4	3	5	2	1	8	4	2	2	6	42	14%	42
	2022	2	2	2	2	3	6	5	3	3	3	4	2	37	▲	37
General Civil - Level 3	2023	6	2	-	18	2	5	10	5	3	3	5	3	62	3%	62
	2022	3	5	3	4	8	3	1	7	9	6	4	7	60	▲	60
Miscellaneous Civil	2023	92	75	104	61	59	47	44	62	53	68	40	63	768	44%	768
	2022	29	46	47	33	39	43	40	54	41	43	57	63	535	▲	535
Misdemeanor	2023	16	29	14	37	22	15	15	27	9	16	11	20	231	-1%	231
	2022	11	15	35	20	17	19	13	23	22	20	18	21	234	▼	234
Other	2023	16	11	14	12	18	17	16	22	19	14	13	12	184	5%	184
	2022	10	15	12	20	8	12	18	17	17	19	15	13	176	▲	176
Other Criminally Related Matters	2023	10	11	13	14	11	8	19	8	7	24	4	10	139	13%	139
	2022	9	8	7	14	12	8	9	16	10	11	13	6	123	▲	123
Probates/Wills & Trusts - Level 1	2023	-	-	-	-	-	-	-	-	2	-	-	1	3	50%	3
	2022	-	-	-	-	-	-	-	1	-	1	-	-	2	▲	2
Probates/Wills & Trusts - Level 2	2023	-	1	-	-	2	-	-	-	-	-	-	-	3	-50%	3
	2022	1	1	1	-	-	-	-	-	-	-	2	1	6	▼	6
Protective Orders	2023	1	-	-	2	-	-	-	-	-	-	-	-	3	-25%	3
	2022	-	-	-	-	-	-	-	1	-	1	1	1	4	▼	4
Uncontested Divorce	2023	3	5	7	4	6	2	5	5	5	2	2	2	48	20%	48
	2022	1	4	6	8	2	1	3	2	4	4	1	4	40	▲	40

This report reflects data in the case management system. Numbers will update accordingly as reports are refreshed and posted.

PLN-CCMS-10.01 CASELOAD STATISTICS OF THE CIRCUIT COURTS

Suffolk

January 2022 -- December 2023 Filings

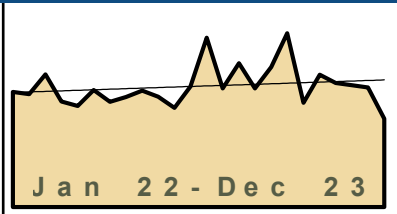
Alexandria and Fairfax Circuit are not Included in State Totals

Dashboard

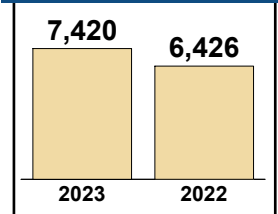
Court: Suffolk Circuit
Start/End Date: Jan-22 / Dec-23
2022 Average Month: 536
Jan-Dec 2022: 6,426
Filings Trending: ▲

Circuit/Court ID: 5 205800
Type of Case: Filings
2023 Average Month: 618
Jan-Dec 2023 : 7,420
Overall AVG. Month: 577

Monthly Filings Summary



Jan --- Dec Filings



Filings by Division

Divisions		Jan	Feb	Mar	Apr	May	Jun	Jul	Aug	Sep	Oct	Nov	Dec	Thru Dec	% Change	Total
Total	2023	808	566	686	566	668	830	498	632	592	582	571	421	7,420	15%	7,420
	2022	549	539	633	504	483	558	502	526	556	527	473	576	6,426	▲	6,426
Civil	2023	68	64	88	67	91	82	65	68	88	73	62	51	867	14%	867
	2022	46	57	75	58	56	76	62	58	81	72	63	59	763	▲	763
Criminal	2023	372	213	264	203	330	499	211	334	286	285	290	140	3,427	34%	3,427
	2022	273	221	269	194	209	179	175	228	248	210	155	191	2,552	▲	2,552
Concealed Handgun Permits	2023	246	187	232	198	139	152	156	138	129	142	152	144	2,015	-1%	2,015
	2022	149	168	169	159	145	169	170	174	146	169	192	232	2,042	▼	2,042
Miscellaneous/ Other	2023	121	102	101	98	108	96	66	91	89	81	66	86	1,105	3%	1,105
	2022	81	93	120	93	73	134	95	66	81	75	63	94	1,068	▲	1,068
Others	2023	1	-	1	-	-	1	-	1	-	1	1	-	6	500%	6
	2022	-	-	-	-	-	-	-	-	-	1	-	-	1	▲	1

Filings by Case Category

Case Categories		Jan	Feb	Mar	Apr	May	Jun	Jul	Aug	Sep	Oct	Nov	Dec	Thru Dec	% Change	Total
Administrative Law	2023	1	-	-	-	-	-	-	1	-	-	-	1	3	-40%	3
	2022	-	-	-	-	1	1	1	1	-	-	1	-	5	▼	5
Capital Murder	2023	1	-	-	-	-	-	-	2	-	-	-	-	3	200%	3
	2022	-	-	-	-	-	-	-	-	-	1	-	-	1	▲	1
Contested Divorce	2023	12	10	7	6	7	9	4	5	11	9	8	7	95	17%	95
	2022	5	7	11	7	8	6	6	9	11	6	1	4	81	▲	81
Domestic and Family - Level 1	2023	7	4	6	5	5	6	4	2	10	6	7	5	67	-17%	67
	2022	3	2	10	7	4	3	12	10	5	1	6	18	81	▼	81
Domestic and Family - Level 2	2023	11	6	15	7	10	11	8	6	7	5	5	4	95	22%	95
	2022	7	12	8	6	6	7	3	6	4	12	1	6	78	▲	78
Felonies and Related Matters	2023	220	146	162	113	132	410	139	218	173	189	157	81	2,140	40%	2,140
	2022	180	121	177	123	109	104	99	157	146	111	90	107	1,524	▲	1,524
General Civil - Level 1	2023	1	-	-	-	2	2	1	-	1	2	1	-	10	11%	10
	2022	-	-	-	3	2	-	1	-	1	-	1	1	9	▲	9
General Civil - Level 2	2023	8	15	20	15	17	15	12	15	20	22	10	5	174	61%	174
	2022	4	5	6	3	5	22	6	3	13	18	15	8	108	▲	108
General Civil - Level 3	2023	10	8	12	4	11	7	13	14	12	10	9	8	118	-2%	118
	2022	5	6	6	11	11	11	5	10	23	10	13	10	121	▼	121
Miscellaneous Civil	2023	299	225	275	245	185	191	196	185	168	183	186	183	2,521	-2%	2,521
	2022	180	208	229	207	184	247	223	221	178	207	216	274	2,574	▼	2,574
Misdemeanor	2023	127	55	74	83	185	71	55	98	92	65	116	41	1,062	26%	1,062
	2022	75	82	80	55	79	60	67	56	79	81	57	71	842	▲	842
Other	2023	69	61	56	53	61	55	32	45	52	40	37	44	605	12%	605
	2022	50	52	61	44	36	57	45	18	48	38	39	52	540	▲	540
Other Criminally Related Matters	2023	24	12	28	10	21	19	17	16	21	31	17	18	234	20%	234
	2022	18	18	12	16	22	17	14	15	23	18	9	13	195	▲	195
Probates/Wills & Trusts - Level 1	2023	2	1	-	1	-	-	-	-	-	-	-	-	4	-43%	4
	2022	4	-	-	-	1	-	-	-	1	-	1	-	7	▼	7
Probates/Wills & Trusts - Level 2	2023	-	2	6	4	8	5	4	4	1	5	6	4	49	11%	49
	2022	2	3	4	3	3	8	4	1	3	5	5	3	44	▲	44
Uncontested Divorce	2023	16	21	25	20	24	29	13	21	24	15	12	20	240	11%	240
	2022	16	23	29	19	12	15	16	19	21	19	18	9	216	▲	216

This report reflects data in the case management system. Numbers will update accordingly as reports are refreshed and posted.

PLN-CCMS-10.01 CASELOAD STATISTICS OF THE CIRCUIT COURTS

Brunswick

January 2022 -- December 2023 Filings

Alexandria and Fairfax Circuit are not Included in State Totals

Dashboard		Monthly Filings Summary		Jan --- Dec Filings	
Court: Brunswick Circuit Start/End Date: Jan-22 / Dec-23 2022 Average Month: 106 Jan-Dec 2022: 1,269 Filings Trending: ▼	Circuit/Court ID: 6 206025 Type of Case: Filings 2023 Average Month: 101 Jan-Dec 2023 : 1,212 Overall AVG. Month: 103	<p style="text-align: center; font-weight: bold; color: white; background-color: black; padding: 2px;">Jan 22 - Dec 23</p>		1,212 2023	1,269 2022

Filings by Division																
Divisions		Jan	Feb	Mar	Apr	May	Jun	Jul	Aug	Sep	Oct	Nov	Dec	Thru Dec	% Change	Total
Total	2023	123	151	77	112	86	85	79	152	78	86	107	76	1,212	-4%	1,212
	2022	77	115	106	140	71	158	67	141	78	135	66	115	1,269	▼	1,269
Civil	2023	7	5	7	15	4	6	7	5	3	10	13	12	94	16%	94
	2022	5	1	7	8	4	6	13	6	7	6	9	9	81	▲	81
Criminal	2023	59	91	40	46	46	40	37	86	43	34	37	40	599	-20%	599
	2022	47	84	46	90	38	78	19	100	31	106	28	81	748	▼	748
Concealed Handgun Permits	2023	51	43	12	30	17	28	22	45	23	16	42	15	344	28%	344
	2022	21	18	34	24	13	59	16	23	15	15	16	15	269	▲	269
Miscellaneous/ Other	2023	6	12	18	21	19	11	13	13	9	26	15	9	172	2%	172
	2022	4	12	17	18	16	15	19	12	24	8	13	10	168	▲	168
Others	2023	-	-	-	-	-	-	-	3	-	-	-	-	3	0%	3
	2022	-	-	2	-	-	-	-	-	-	1	-	-	3	↔	3

Filings by Case Category																
Case Categories		Jan	Feb	Mar	Apr	May	Jun	Jul	Aug	Sep	Oct	Nov	Dec	Thru Dec	% Change	Total
Contested Divorce	2023	-	1	2	1	1	1	1	1	-	-	-	-	8	-27%	8
	2022	2	-	3	2	-	1	1	1	1	-	-	-	11	▼	11
Domestic and Family - Level 1	2023	2	-	-	9	-	-	-	2	-	4	-	3	20	150%	20
	2022	-	-	-	-	1	1	-	-	1	2	2	1	8	▲	8
Domestic and Family - Level 2	2023	1	-	-	-	-	-	-	-	-	1	1	-	3	50%	3
	2022	-	-	-	1	-	-	-	-	-	-	-	1	2	▲	2
Felonies and Related Matters	2023	32	65	24	20	20	25	16	51	21	9	13	9	305	-27%	305
	2022	29	49	17	57	22	50	6	54	11	72	5	46	418	▼	418
General Civil - Level 1	2023	-	-	-	-	2	-	-	-	-	1	-	1	4	33%	4
	2022	-	-	-	-	-	1	1	-	-	-	1	-	3	▲	3
General Civil - Level 2	2023	1	1	1	2	2	2	-	1	1	1	2	2	16	-11%	16
	2022	3	1	1	1	-	-	2	2	2	2	3	1	18	▼	18
General Civil - Level 3	2023	2	2	1	1	-	1	2	-	1	1	2	2	15	-21%	15
	2022	-	1	-	1	1	1	1	9	-	2	1	2	19	▼	19
Miscellaneous Civil	2023	54	52	21	37	26	37	33	54	26	33	47	20	440	25%	440
	2022	22	27	43	34	21	68	19	30	23	21	22	22	352	▲	352
Misdemeanor	2023	23	25	8	16	14	9	16	26	19	18	17	9	200	-16%	200
	2022	15	20	25	24	5	25	9	41	12	28	11	24	239	▼	239
Other	2023	2	4	10	14	7	1	3	7	6	10	10	3	77	-7%	77
	2022	2	2	10	8	8	5	15	6	15	3	7	2	83	▼	83
Other Criminally Related Matters	2023	4	1	8	10	12	6	5	9	4	7	13	27	106	10%	106
	2022	3	15	4	9	11	3	5	6	8	6	12	14	96	▲	96
Probates/Wills & Trusts - Level 1	2023	-	-	-	-	-	-	-	-	-	-	-	-	0	-100%	0
	2022	-	-	1	-	-	-	-	-	-	-	-	-	1	▼	1
Probates/Wills & Trusts - Level 2	2023	-	-	-	-	1	-	2	-	-	-	-	-	3	0%	3
	2022	-	-	-	1	-	-	-	1	1	-	-	-	3	↔	3
Uncontested Divorce	2023	2	-	2	2	1	3	1	1	-	1	2	-	15	-6%	15
	2022	1	-	2	2	2	3	3	-	2	-	1	3	16	▼	16


This report reflects data in the case management system. Numbers will update accordingly as reports are refreshed and posted.

Dashboard

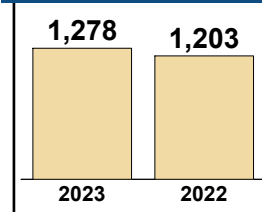
Court: Greenville Circuit
Start/End Date: Jan-22 / Dec-23
2022 Average Month: 100
Jan-Dec 2022: 1,203
Filings Trending: ▲

Circuit/Court ID: 6 206081
Type of Case: Filings
2023 Average Month: 107
Jan-Dec 2023 : 1,278
Overall AVG. Month: 103

Monthly Filings Summary



Jan --- Dec Filings



Filings by Division

Divisions		Jan	Feb	Mar	Apr	May	Jun	Jul	Aug	Sep	Oct	Nov	Dec	Thru Dec	% Change	Total
Total	2023	116	88	149	92	89	105	75	110	165	87	119	83	1,278	6%	1,278
	2022	83	71	124	91	74	119	100	117	120	103	102	99	1,203	▲	1,203
Civil	2023	4	7	12	5	10	13	7	16	9	10	6	6	105	-29%	105
	2022	6	9	13	15	11	11	17	9	16	25	9	7	148	▼	148
Criminal	2023	58	40	88	41	40	62	47	37	114	41	89	60	717	17%	717
	2022	42	28	61	33	29	73	38	61	80	48	65	54	612	▲	612
Concealed Handgun Permits	2023	32	28	28	24	20	20	17	27	23	18	13	8	258	22%	258
	2022	10	9	28	18	15	12	19	20	14	19	22	25	211	▲	211
Miscellaneous/ Other	2023	22	13	21	21	18	10	4	30	18	18	11	9	195	-15%	195
	2022	25	24	22	25	18	23	26	27	10	10	6	13	229	▼	229
Others	2023	-	-	-	1	1	-	-	-	1	-	-	-	3	0%	3
	2022	-	1	-	-	1	-	-	-	-	1	-	-	3	↔	3

Filings by Case Category

Case Categories		Jan	Feb	Mar	Apr	May	Jun	Jul	Aug	Sep	Oct	Nov	Dec	Thru Dec	% Change	Total
Administrative Law	2023	-	-	-	-	-	-	-	-	-	-	-	1	1	0%	1
	2022	-	-	-	1	-	-	-	-	-	-	-	-	1	↔	1
Capital Murder	2023	-	-	1	-	1	-	-	-	-	-	-	-	2	2	2
	2022	-	-	-	-	-	-	-	-	-	-	-	-	0	↔	0
Contested Divorce	2023	-	2	-	-	2	2	-	-	-	-	-	1	7	-36%	7
	2022	1	-	1	-	2	3	-	-	3	1	-	-	11	▼	11
Domestic and Family - Level 1	2023	-	1	2	1	-	-	1	3	2	2	-	-	12	9%	12
	2022	-	2	-	-	1	-	1	2	2	2	1	-	11	▲	11
Domestic and Family - Level 2	2023	1	-	1	-	-	4	-	-	-	2	-	1	9	50%	9
	2022	-	-	2	1	-	1	-	-	-	1	1	-	6	▲	6
Felonies and Related Matters	2023	35	27	55	25	30	44	24	21	65	28	59	44	457	8%	457
	2022	36	18	43	20	17	51	27	43	56	32	49	31	423	▲	423
General Civil - Level 1	2023	-	-	-	-	-	-	-	-	-	1	-	-	1	-50%	1
	2022	-	-	1	-	-	-	-	-	-	-	-	1	2	▼	2
General Civil - Level 2	2023	2	1	3	1	3	3	2	3	3	1	1	-	23	-43%	23
	2022	2	4	1	9	2	4	2	-	8	4	2	2	40	▼	40
General Civil - Level 3	2023	2	1	-	-	2	-	1	6	5	3	1	-	21	-55%	21
	2022	3	2	3	2	2	2	4	4	2	16	2	5	47	▼	47
Miscellaneous Civil	2023	44	32	39	28	26	26	20	41	27	24	18	13	338	18%	338
	2022	16	16	37	23	22	19	26	30	22	21	25	29	286	▲	286
Misdemeanor	2023	13	10	15	14	9	17	14	9	40	11	28	13	193	33%	193
	2022	6	7	17	13	6	13	10	9	20	13	15	16	145	▲	145
Other	2023	8	8	11	18	14	5	2	18	14	10	5	4	117	-18%	117
	2022	18	18	11	19	13	14	17	17	2	6	3	5	143	▼	143
Other Criminally Related Matters	2023	10	3	17	2	1	1	9	7	9	4	2	4	69	30%	69
	2022	-	3	4	-	6	9	5	9	4	4	1	8	53	▲	53
Probates/Wills & Trusts - Level 1	2023	-	-	-	-	-	-	-	-	-	-	-	-	0	-100%	0
	2022	-	-	-	1	-	-	-	-	-	-	-	-	1	▼	1
Probates/Wills & Trusts - Level 2	2023	-	-	1	-	-	-	-	-	-	-	-	-	1	-80%	1
	2022	-	-	2	-	-	-	3	-	-	-	-	-	5	▼	5
Uncontested Divorce	2023	1	3	4	3	1	3	2	2	-	1	5	2	27	-7%	27
	2022	1	1	2	2	3	3	5	3	1	3	3	2	29	▼	29

This report reflects data in the case management system. Numbers will update accordingly as reports are refreshed and posted.

PLN-CCMS-10.01 CASELOAD STATISTICS OF THE CIRCUIT COURTS

Prince George

January 2022 -- December 2023 Filings


Alexandria and Fairfax Circuit are not Included in State Totals

Dashboard

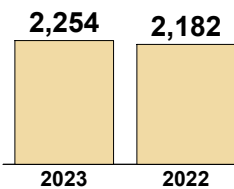
Court: Prince George Circuit
Start/End Date: Jan-22 / Dec-23
2022 Average Month: 182
Jan-Dec 2022: 2,182
Filings Trending: ▲

Circuit/Court ID: 6 206149
Type of Case: Filings
2023 Average Month: 188
Jan-Dec 2023 : 2,254
Overall AVG. Month: 185

Monthly Filings Summary



Jan --- Dec Filings



Filings by Division

Divisions		Jan	Feb	Mar	Apr	May	Jun	Jul	Aug	Sep	Oct	Nov	Dec	Thru Dec	% Change	Total
Total	2023	255	209	275	151	202	176	162	142	158	167	180	177	2,254	3%	2,254
	2022	164	181	218	128	209	179	203	182	256	195	138	129	2,182	▲	2,182
Civil	2023	28	15	32	24	18	23	18	15	16	15	26	30	260	7%	260
	2022	11	23	18	18	24	24	22	16	24	21	17	24	242	▲	242
Criminal	2023	105	87	115	48	102	60	74	62	84	74	82	88	981	-5%	981
	2022	79	79	115	29	116	71	105	100	150	100	59	28	1,031	▼	1,031
Concealed Handgun Permits	2023	113	97	106	71	64	79	60	50	47	66	61	46	860	16%	860
	2022	57	65	72	62	50	63	62	53	62	65	59	69	739	▲	739
Miscellaneous/Other	2023	9	10	22	8	18	14	10	14	11	12	11	13	152	-10%	152
	2022	17	14	13	19	17	21	14	13	20	9	3	8	168	▼	168
Others	2023	-	-	-	-	-	-	-	1	-	-	-	-	1	-50%	1
	2022	-	-	-	-	2	-	-	-	-	-	-	-	2	▼	2

Filings by Case Category

Case Categories		Jan	Feb	Mar	Apr	May	Jun	Jul	Aug	Sep	Oct	Nov	Dec	Thru Dec	% Change	Total
Administrative Law	2023	-	-	-	-	-	-	-	-	-	-	-	-	0	-100%	0
	2022	-	-	-	-	-	1	-	-	-	-	-	-	1	▼	1
Contested Divorce	2023	3	1	4	9	2	2	4	5	3	2	2	1	38	46%	38
	2022	2	4	-	3	3	4	-	-	6	2	1	1	26	▲	26
Domestic and Family - Level 1	2023	3	1	2	5	-	5	3	1	1	3	5	9	38	81%	38
	2022	1	3	-	-	3	2	1	1	1	2	3	4	21	▲	21
Domestic and Family - Level 2	2023	3	1	1	-	-	1	-	-	-	-	1	2	9	-53%	9
	2022	-	1	1	2	4	2	4	1	1	2	-	1	19	▼	19
Felonies and Related Matters	2023	51	44	74	27	65	39	53	42	57	49	57	60	618	2%	618
	2022	55	26	69	17	65	38	68	52	99	59	39	16	603	▲	603
General Civil - Level 1	2023	-	-	-	-	2	1	-	-	2	-	1	-	6	100%	6
	2022	-	-	1	-	-	-	1	-	-	-	-	1	3	▲	3
General Civil - Level 2	2023	5	4	6	1	6	6	3	1	3	4	5	8	52	13%	52
	2022	2	5	6	4	3	3	5	2	2	8	2	4	46	▲	46
General Civil - Level 3	2023	9	2	5	-	2	5	4	3	1	4	3	1	39	22%	39
	2022	2	2	1	3	1	1	3	4	3	6	2	4	32	▲	32
Miscellaneous Civil	2023	122	106	127	79	78	92	70	64	57	75	71	59	1,000	11%	1,000
	2022	74	79	84	80	67	84	75	66	81	72	61	76	899	▲	899
Misdemeanor	2023	49	40	38	17	34	19	16	14	24	22	23	22	318	-16%	318
	2022	23	46	40	12	45	30	32	35	50	36	19	9	377	▼	377
Other	2023	2	-	-	-	1	-	-	1	-	-	-	1	5	150%	5
	2022	-	-	-	-	2	-	-	-	-	-	-	-	2	▲	2
Other Criminally Related Matters	2023	5	3	3	4	4	3	5	6	3	3	2	7	48	-8%	48
	2022	1	7	6	-	7	3	5	13	1	5	1	3	52	▼	52
Probates/Wills & Trusts - Level 1	2023	-	1	-	-	-	-	-	-	-	-	-	-	1	-67%	1
	2022	-	-	-	-	-	2	-	-	-	-	-	1	3	▼	3
Probates/Wills & Trusts - Level 2	2023	-	2	-	1	1	-	-	1	-	-	-	1	6	-54%	6
	2022	-	1	1	-	2	-	3	2	-	-	3	1	13	▼	13
Protective Orders	2023	-	-	-	-	-	-	-	-	-	-	-	3	3	-57%	3
	2022	-	-	2	1	-	1	1	-	2	-	-	-	7	▼	7
Uncontested Divorce	2023	3	4	15	8	7	3	4	4	7	5	10	3	73	-6%	73
	2022	4	7	7	6	7	8	6	5	10	3	6	9	78	▼	78

This report reflects data in the case management system. Numbers will update accordingly as reports are refreshed and posted.

PLN-CCMS-10.01 CASELOAD STATISTICS OF THE CIRCUIT COURTS

Surry

January 2022 -- December 2023 Filings

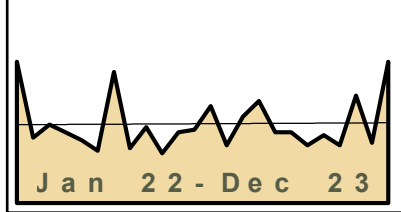
Alexandria and Fairfax Circuit are not Included in State Totals

Dashboard

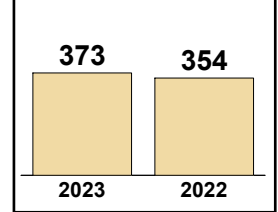
Court: Surry Circuit
Start/End Date: Jan-22 / Dec-23
2022 Average Month: 30
Jan-Dec 2022: 354
Filings Trending: ▲

Circuit/Court ID: 6 206181
Type of Case: Filings
2023 Average Month: 31
Jan-Dec 2023 : 373
Overall AVG. Month: 30

Monthly Filings Summary



Jan --- Dec Filings



Filings by Division

Divisions		Jan	Feb	Mar	Apr	May	Jun	Jul	Aug	Sep	Oct	Nov	Dec	Thru Dec	% Change	Total
Total	2023	37	22	33	39	27	27	22	26	22	41	23	54	373	5%	373
	2022	54	25	30	27	24	20	50	21	29	19	27	28	354	▲	354
Civil	2023	3	-	3	6	3	3	2	3	3	3	1	2	32	-16%	32
	2022	5	2	6	5	3	1	3	1	3	5	3	1	38	▼	38
Criminal	2023	2	8	8	2	8	7	3	9	4	21	1	30	103	7%	103
	2022	14	9	10	3	8	5	29	6	6	1	2	3	96	▲	96
Concealed Handgun Permits	2023	28	12	20	27	12	11	12	11	13	13	12	16	187	-1%	187
	2022	32	14	10	16	11	13	16	11	18	13	15	19	188	▼	188
Miscellaneous/ Other	2023	4	2	2	4	4	6	5	3	2	4	9	6	51	59%	51
	2022	3	-	4	3	2	1	2	3	2	-	7	5	32	▲	32

Filings by Case Category

Case Categories		Jan	Feb	Mar	Apr	May	Jun	Jul	Aug	Sep	Oct	Nov	Dec	Thru Dec	% Change	Total
Contested Divorce	2023	-	-	-	-	-	-	-	-	-	1	-	-	1	-83%	1
	2022	1	2	-	-	-	-	-	-	-	3	-	-	6	▼	6
Domestic and Family - Level 1	2023	-	-	2	-	-	-	-	1	-	1	-	1	5	0%	5
	2022	-	-	-	-	-	-	-	1	2	1	1	-	5	↔	5
Domestic and Family - Level 2	2023	-	-	-	-	-	1	-	-	-	-	-	-	1	-50%	1
	2022	1	-	1	-	-	-	-	-	-	-	-	-	2	▼	2
Felonies and Related Matters	2023	2	7	6	-	7	4	-	4	1	15	-	27	73	55%	73
	2022	13	3	2	-	4	3	7	5	5	1	1	3	47	▲	47
General Civil - Level 2	2023	1	-	1	4	-	1	1	-	-	-	-	1	9	-10%	9
	2022	1	-	1	3	2	-	2	-	1	-	-	-	10	▼	10
General Civil - Level 3	2023	1	-	-	2	1	1	-	1	-	1	1	1	9	125%	9
	2022	-	-	1	1	1	-	-	-	-	-	-	-	4	▲	4
Miscellaneous Civil	2023	31	14	22	29	15	17	17	13	15	17	20	22	232	6%	232
	2022	35	14	14	19	13	14	17	14	20	13	22	24	219	▲	219
Misdemeanor	2023	-	1	2	1	1	3	3	4	3	6	1	2	27	-39%	27
	2022	1	5	6	3	3	2	21	1	1	-	1	-	44	▼	44
Other	2023	-	-	-	1	-	-	-	-	-	-	-	-	1	1	1
	2022	-	-	-	-	-	-	-	-	-	-	-	-	0	↔	0
Other Criminally Related Matters	2023	-	-	-	1	-	-	-	1	-	-	-	1	3	-40%	3
	2022	-	1	2	-	1	-	1	-	-	-	-	-	5	▼	5
Probates/Wills & Trusts - Level 2	2023	1	-	-	-	-	-	-	-	-	-	-	-	1	1	1
	2022	-	-	-	-	-	-	-	-	-	-	-	-	0	↔	0
Protective Orders	2023	-	-	-	-	-	-	-	1	-	-	-	-	1	-50%	1
	2022	-	-	-	-	-	-	-	-	-	1	1	-	2	▼	2
Uncontested Divorce	2023	1	-	-	1	3	-	1	1	3	-	-	-	10	0%	10
	2022	2	-	3	1	-	1	2	-	-	-	-	1	10	↔	10

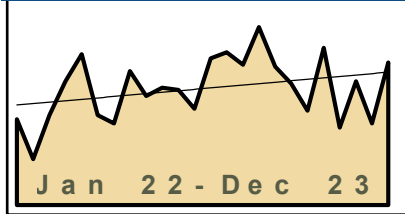
This report reflects data in the case management system. Numbers will update accordingly as reports are refreshed and posted.

Dashboard

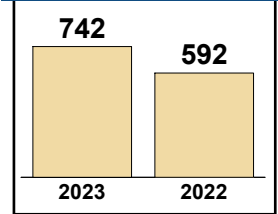
Court: Sussex Circuit
Start/End Date: Jan-22 / Dec-23
2022 Average Month: 49
Jan-Dec 2022: 592
Filings Trending: ▲

Circuit/Court ID: 6 206183
Type of Case: Filings
2023 Average Month: 62
Jan-Dec 2023 : 742
Overall AVG. Month: 56

Monthly Filings Summary



Jan --- Dec Filings



Filings by Division

Divisions		Jan	Feb	Mar	Apr	May	Jun	Jul	Aug	Sep	Oct	Nov	Dec	Thru Dec	% Change	Total
Total	2023	70	73	67	85	66	58	45	75	37	59	39	68	742	25%	742
	2022	41	22	43	59	72	43	39	64	52	56	55	46	592	▲	592
Civil	2023	4	1	6	8	12	3	3	2	4	7	1	4	55	6%	55
	2022	8	1	5	3	6	4	5	4	9	3	4	-	52	▲	52
Criminal	2023	31	50	32	56	28	34	27	48	17	32	5	38	398	43%	398
	2022	26	8	7	26	38	15	14	38	26	30	32	19	279	▲	279
Concealed Handgun Permits	2023	26	18	22	15	21	16	9	20	11	16	26	19	219	6%	219
	2022	4	8	28	24	24	17	19	16	13	17	17	20	207	▲	207
Miscellaneous/ Other	2023	9	4	7	6	5	5	6	5	5	4	7	7	70	30%	70
	2022	3	5	3	6	4	7	1	6	4	6	2	7	54	▲	54

Filings by Case Category


Case Categories		Jan	Feb	Mar	Apr	May	Jun	Jul	Aug	Sep	Oct	Nov	Dec	Thru Dec	% Change	Total
Administrative Law	2023	-	-	-	-	-	-	-	1	-	-	-	-	1	0%	1
	2022	-	-	-	-	-	-	-	-	-	1	-	-	1	↔	1
Contested Divorce	2023	-	-	1	1	-	-	2	-	-	2	-	1	7	-22%	7
	2022	-	-	2	-	2	1	1	-	3	-	-	-	9	▼	9
Domestic and Family - Level 1	2023	1	-	-	-	-	-	-	-	2	3	-	-	6	500%	6
	2022	-	-	-	-	-	-	-	1	-	-	-	-	1	▲	1
Domestic and Family - Level 2	2023	-	-	-	-	2	-	-	-	-	-	-	-	2	0%	2
	2022	1	-	1	-	-	-	-	-	-	-	-	-	2	↔	2
Felonies and Related Matters	2023	26	26	21	43	18	19	25	35	13	20	3	17	266	47%	266
	2022	14	5	7	8	33	4	10	23	24	17	27	9	181	▲	181
General Civil - Level 1	2023	-	-	-	-	-	-	-	1	-	-	-	-	1	0%	1
	2022	1	-	-	-	-	-	-	-	-	-	-	-	1	↔	1
General Civil - Level 2	2023	1	-	4	4	4	3	1	-	-	2	-	-	19	-32%	19
	2022	6	3	1	4	-	1	2	3	5	1	1	1	28	▼	28
General Civil - Level 3	2023	2	-	-	2	-	-	1	1	1	-	1	1	9	-40%	9
	2022	-	-	2	2	6	3	-	-	-	1	1	-	15	▼	15
Miscellaneous Civil	2023	34	22	29	19	26	20	13	24	16	18	33	25	279	13%	279
	2022	7	10	30	27	26	23	20	20	17	23	19	26	248	▲	248
Misdemeanor	2023	3	15	11	14	6	13	1	7	3	5	1	16	95	34%	95
	2022	9	1	-	13	4	10	4	7	1	10	5	7	71	▲	71
Other	2023	-	1	-	-	1	-	-	-	-	-	-	-	2	2	2
	2022	-	-	-	-	-	-	-	-	-	-	-	-	0	↔	0
Other Criminally Related Matters	2023	2	9	-	-	4	2	1	6	1	7	1	5	38	36%	38
	2022	3	2	-	5	1	1	1	8	1	3	-	3	28	▲	28
Probates/Wills & Trusts - Level 2	2023	-	-	-	-	-	-	1	-	-	-	-	1	2	2	2
	2022	-	-	-	-	-	-	-	-	-	-	-	-	0	↔	0
Uncontested Divorce	2023	1	-	1	2	5	1	-	-	1	2	-	2	15	114%	15
	2022	-	1	-	-	-	-	1	2	1	-	2	-	7	▲	7

Dashboard

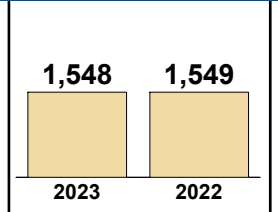
Court: Hopewell Circuit
Start/End Date: Jan-22 / Dec-23
2022 Average Month: 129
Jan-Dec 2022: 1,549
Filings Trending: ↔

Circuit/Court ID: 6 206670
Type of Case: Filings
2023 Average Month: 129
Jan-Dec 2023 : 1,548
Overall AVG. Month: 129

Monthly Filings Summary



Jan --- Dec Filings



Filings by Division

Divisions		Jan	Feb	Mar	Apr	May	Jun	Jul	Aug	Sep	Oct	Nov	Dec	Thru Dec	% Change	Total
Total	2023	103	111	160	131	116	147	102	134	120	139	126	159	1,548	0%	1,548
	2022	83	121	143	111	136	117	136	127	153	135	114	173	1,549	▼	1,549
Civil	2023	10	20	14	14	30	14	15	30	21	8	21	18	215	10%	215
	2022	12	19	24	6	19	21	20	8	24	17	15	10	195	▲	195
Criminal	2023	45	40	90	65	50	100	65	62	72	95	84	113	881	-10%	881
	2022	47	74	87	68	90	70	83	96	101	74	70	115	975	▼	975
Concealed Handgun Permits	2023	37	36	34	45	30	21	14	28	22	25	15	21	328	23%	328
	2022	14	20	24	31	18	19	23	17	18	31	19	32	266	▲	266
Miscellaneous/ Other	2023	10	15	22	7	5	12	8	14	5	11	6	6	121	9%	121
	2022	10	8	8	6	9	7	10	6	10	12	10	15	111	▲	111
Others	2023	1	-	-	-	1	-	-	-	-	-	-	1	3	50%	3
	2022	-	-	-	-	-	-	-	-	-	1	-	1	2	▲	2

Filings by Case Category

Case Categories		Jan	Feb	Mar	Apr	May	Jun	Jul	Aug	Sep	Oct	Nov	Dec	Thru Dec	% Change	Total
Administrative Law	2023	-	-	-	-	-	-	-	-	-	-	-	-	0	-100%	0
	2022	-	-	-	-	-	-	-	-	1	-	-	-	1	▼	1
Capital Murder	2023	-	-	-	-	-	-	-	-	-	-	-	-	0	-100%	0
	2022	-	-	-	-	1	-	-	-	-	-	-	-	1	▼	1
Contested Divorce	2023	1	-	-	2	3	-	1	6	2	-	1	-	16	0%	16
	2022	-	1	4	1	2	1	1	1	3	1	1	-	16	↔	16
Domestic and Family - Level 1	2023	3	-	1	2	9	3	5	7	4	-	4	2	40	-30%	40
	2022	4	12	8	-	7	-	5	-	12	3	6	-	57	▼	57
Domestic and Family - Level 2	2023	1	2	2	3	-	2	2	1	2	-	4	1	20	122%	20
	2022	-	-	-	1	-	5	-	-	1	1	-	1	9	▲	9
Felonies and Related Matters	2023	34	33	67	52	27	58	39	48	52	70	64	65	609	0%	609
	2022	26	52	57	37	57	29	48	65	66	43	52	74	606	▲	606
General Civil - Level 1	2023	-	1	-	-	1	1	-	1	1	-	-	-	5	150%	5
	2022	-	-	-	1	-	1	-	-	-	-	-	-	2	▲	2
General Civil - Level 2	2023	2	6	2	1	4	1	3	3	3	3	2	2	32	45%	32
	2022	2	2	3	1	2	1	1	-	2	4	1	3	22	▲	22
General Civil - Level 3	2023	1	3	4	1	6	-	2	4	5	3	7	6	42	27%	42
	2022	1	-	1	1	3	6	6	3	4	3	4	1	33	▲	33
Miscellaneous Civil	2023	47	50	54	52	35	33	22	42	26	33	20	27	441	19%	441
	2022	24	28	32	36	27	26	32	23	26	43	28	45	370	▲	370
Misdemeanor	2023	11	6	20	10	22	42	21	10	17	23	18	48	248	-27%	248
	2022	19	23	28	29	25	43	31	26	33	29	18	37	341	▼	341
Other	2023	2	3	-	-	2	1	-	1	-	-	-	1	10	67%	10
	2022	1	-	-	-	-	-	-	-	1	1	2	1	6	▲	6
Other Criminally Related Matters	2023	-	1	3	3	1	-	5	4	3	2	2	5	29	-9%	29
	2022	2	-	2	3	7	1	4	5	2	2	-	4	32	▼	32
Probates/Wills & Trusts - Level 2	2023	1	-	-	-	1	-	1	-	-	1	-	-	4	-43%	4
	2022	2	1	1	-	-	1	-	-	-	1	-	1	7	▼	7
Protective Orders	2023	-	2	1	-	1	-	-	1	1	2	-	-	8	33%	8
	2022	-	1	1	-	-	-	3	-	-	-	-	1	6	▲	6
Uncontested Divorce	2023	-	4	6	5	4	6	1	6	4	2	4	2	44	10%	44
	2022	2	1	6	1	5	3	5	4	2	4	2	5	40	▲	40

Dashboard		Monthly Filings Summary		Jan --- Dec Filings	
Court: Newport News Circuit	Circuit/Court ID: 7 207700				
Start/End Date: Jan-22 / Dec-23	Type of Case: Filings			2023	2022
2022 Average Month: 815	2023 Average Month: 921			11,050	9,775
Jan-Dec 2022: 9,775	Jan-Dec 2023 : 11,050				
Filings Trending: ▲	Overall AVG. Month: 868				

Filings by Division																
Divisions		Jan	Feb	Mar	Apr	May	Jun	Jul	Aug	Sep	Oct	Nov	Dec	Thru Dec	% Change	Total
Total	2023	953	852	1,078	807	908	1,021	844	1,048	941	932	870	796	11,050	13%	11,050
	2022	667	736	1,027	811	792	837	817	936	883	755	788	726	9,775	▲	9,775
Civil	2023	125	119	179	153	133	184	132	153	128	161	116	96	1,679	3%	1,679
	2022	127	140	147	143	140	108	155	119	157	112	142	147	1,637	▲	1,637
Criminal	2023	405	335	371	263	374	393	360	415	382	360	365	379	4,402	12%	4,402
	2022	261	289	481	283	297	363	293	352	367	322	331	287	3,926	▲	3,926
Concealed Handgun Permits	2023	270	238	287	226	184	200	168	205	189	176	158	156	2,457	6%	2,457
	2022	156	175	233	234	202	208	191	213	180	166	168	189	2,315	▲	2,315
Miscellaneous/ Other	2023	151	160	239	165	216	243	183	275	240	234	229	165	2,500	33%	2,500
	2022	123	129	164	149	152	157	177	252	179	153	144	103	1,882	▲	1,882
Others	2023	2	-	2	-	1	1	1	-	2	1	2	-	12	-20%	12
	2022	-	3	2	2	1	1	1	-	-	2	3	-	15	▼	15

Filings by Case Category																
Case Categories		Jan	Feb	Mar	Apr	May	Jun	Jul	Aug	Sep	Oct	Nov	Dec	Thru Dec	% Change	Total
Administrative Law	2023	1	-	-	1	1	-	1	-	-	1	-	-	5	25%	5
	2022	-	-	-	1	-	1	-	-	-	-	1	1	4	▲	4
Capital Murder	2023	1	-	-	-	-	-	-	-	-	-	-	-	1	-50%	1
	2022	-	1	-	-	-	-	1	-	-	-	-	-	2	▼	2
Contested Divorce	2023	10	18	23	13	19	13	14	13	13	17	11	11	175	-8%	175
	2022	14	26	21	15	17	9	14	13	23	12	10	17	191	▼	191
Domestic and Family - Level 1	2023	14	17	35	19	19	36	22	11	18	40	11	4	246	-7%	246
	2022	13	19	13	22	33	16	33	18	32	13	30	22	264	▼	264
Domestic and Family - Level 2	2023	9	8	4	7	6	12	12	11	1	11	6	3	90	17%	90
	2022	10	5	7	6	5	8	3	7	6	4	9	7	77	▲	77
Felonies and Related Matters	2023	215	185	204	137	171	176	190	199	187	163	173	190	2,190	9%	2,190
	2022	108	203	269	134	109	190	148	129	213	191	177	143	2,014	▲	2,014
General Civil - Level 1	2023	3	8	5	4	2	4	1	6	3	7	2	-	45	-4%	45
	2022	2	4	1	4	6	5	9	4	3	5	3	1	47	▼	47
General Civil - Level 2	2023	21	28	31	37	21	42	35	36	43	34	29	24	381	45%	381
	2022	24	19	27	32	13	17	25	17	27	13	20	29	263	▲	263
General Civil - Level 3	2023	32	28	38	34	31	30	18	17	37	28	34	32	359	-9%	359
	2022	39	24	38	41	23	35	36	31	32	21	42	34	396	▼	396
Miscellaneous Civil	2023	342	337	407	330	325	358	293	406	335	316	307	281	4,037	20%	4,037
	2022	217	252	321	326	299	295	274	317	282	267	261	263	3,374	▲	3,374
Misdemeanor	2023	119	87	110	68	103	79	73	118	92	92	101	97	1,139	18%	1,139
	2022	42	38	156	81	59	102	89	84	70	74	99	75	969	▲	969
Other	2023	66	43	97	41	64	67	47	71	70	75	66	21	728	13%	728
	2022	43	43	54	42	55	45	70	136	68	44	27	19	646	▲	646
Other Criminally Related Matters	2023	87	64	59	66	101	143	100	112	112	108	92	92	1,136	12%	1,136
	2022	113	51	65	71	136	72	72	142	86	60	67	82	1,017	▲	1,017
Probates/Wills & Trusts - Level 1	2023	1	-	-	-	-	1	2	1	2	2	-	-	9	80%	9
	2022	-	-	1	-	-	-	1	1	1	1	-	-	5	▲	5
Probates/Wills & Trusts - Level 2	2023	-	2	13	8	5	12	5	6	4	4	5	9	73	3%	73
	2022	9	6	6	9	2	5	9	4	6	4	6	5	71	▲	71
Uncontested Divorce	2023	32	27	52	42	40	48	31	41	24	34	33	32	436	0%	436
	2022	33	45	48	27	35	37	33	33	34	45	36	29	435	▲	435

This report reflects data in the case management system. Numbers will update accordingly as reports are refreshed and posted.

PLN-CCMS-10.01 CASELOAD STATISTICS OF THE CIRCUIT COURTS

Hampton

January 2022 -- December 2023 Filings

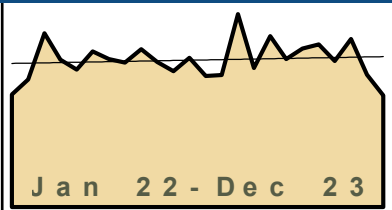
Alexandria and Fairfax Circuit are not Included in State Totals

Dashboard

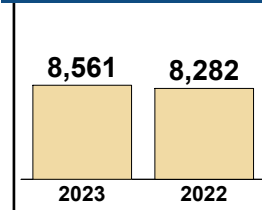
Court: Hampton Circuit
Start/End Date: Jan-22 / Dec-23
2022 Average Month: 690
Jan-Dec 2022: 8,282
Filings Trending: ▲

Circuit/Court ID: 8 208650
Type of Case: Filings
2023 Average Month: 713
Jan-Dec 2023 : 8,561
Overall AVG. Month: 702

Monthly Filings Summary



Jan --- Dec Filings



Filings by Division

Divisions		Jan	Feb	Mar	Apr	May	Jun	Jul	Aug	Sep	Oct	Nov	Dec	Thru Dec	% Change	Total
Total	2023	625	631	921	664	816	707	756	776	697	803	632	533	8,561	3%	8,561
	2022	538	609	829	704	656	743	707	690	753	693	648	712	8,282	▲	8,282
Civil	2023	106	109	181	117	159	107	112	166	127	107	120	98	1,509	10%	1,509
	2022	115	110	140	106	106	109	112	125	101	112	125	111	1,372	▲	1,372
Criminal	2023	208	212	354	246	302	336	350	297	325	434	288	231	3,583	8%	3,583
	2022	200	211	310	257	282	297	319	231	353	278	275	312	3,325	▲	3,325
Concealed Handgun Permits	2023	227	188	238	185	192	137	176	176	141	141	141	110	2,052	-5%	2,052
	2022	140	146	225	204	161	200	157	185	183	198	167	191	2,157	▼	2,157
Miscellaneous/Other	2023	84	121	147	116	163	126	118	135	103	120	82	94	1,409	-1%	1,409
	2022	83	142	153	137	107	137	119	148	116	104	81	98	1,425	▼	1,425
Others	2023	-	1	1	-	-	1	-	2	1	1	1	-	8	167%	8
	2022	-	-	1	-	-	-	-	1	-	1	-	-	3	▲	3

Filings by Case Category

Case Categories		Jan	Feb	Mar	Apr	May	Jun	Jul	Aug	Sep	Oct	Nov	Dec	Thru Dec	% Change	Total
Administrative Law	2023	1	-	-	1	-	-	-	-	-	1	-	1	4	0%	4
	2022	-	-	-	1	1	-	-	1	1	-	-	-	4	↔	4
Capital Murder	2023	-	-	-	-	-	-	-	-	1	-	-	-	1	-67%	1
	2022	-	1	-	-	-	-	2	-	-	-	-	-	3	▼	3
Contested Divorce	2023	8	12	17	18	18	10	12	25	15	16	11	3	165	-9%	165
	2022	11	11	25	9	14	14	15	18	14	17	18	16	182	▼	182
Domestic and Family - Level 1	2023	12	4	25	18	12	17	4	9	25	10	20	9	165	-15%	165
	2022	15	20	26	16	10	6	27	15	8	9	28	13	193	▼	193
Domestic and Family - Level 2	2023	3	1	7	-	-	6	5	5	4	2	2	2	37	-21%	37
	2022	4	3	3	5	6	6	5	2	3	7	1	2	47	▼	47
Felonies and Related Matters	2023	112	80	186	119	144	122	170	128	148	138	128	92	1,567	-1%	1,567
	2022	83	97	155	123	143	143	174	122	150	124	143	131	1,588	▼	1,588
General Civil - Level 1	2023	1	1	1	1	2	1	-	1	-	1	1	-	10	43%	10
	2022	-	1	-	-	-	1	-	-	1	2	-	2	7	▲	7
General Civil - Level 2	2023	39	22	38	26	29	21	25	33	29	23	28	24	337	28%	337
	2022	25	24	18	24	17	27	13	24	19	20	27	25	263	▲	263
General Civil - Level 3	2023	13	25	23	21	36	14	18	38	17	21	10	17	253	17%	253
	2022	30	22	14	14	16	19	21	22	14	15	17	12	216	▲	216
Miscellaneous Civil	2023	267	239	299	246	297	196	231	244	190	199	190	151	2,749	-3%	2,749
	2022	183	218	291	269	212	273	214	264	228	244	203	245	2,844	▼	2,844
Misdemeanor	2023	52	88	94	77	74	83	74	101	93	129	112	53	1,030	6%	1,030
	2022	61	58	100	75	80	71	75	65	106	86	96	95	968	▲	968
Other	2023	41	70	84	58	59	66	60	69	53	61	42	53	716	0%	716
	2022	39	64	86	70	56	57	56	66	69	60	46	46	715	▲	715
Other Criminally Related Matters	2023	47	57	95	53	100	135	128	85	90	174	50	93	1,107	35%	1,107
	2022	61	56	63	60	67	90	69	51	100	71	39	92	819	▲	819
Probates/Wills & Trusts - Level 1	2023	-	-	-	1	2	-	-	-	1	1	1	1	7	75%	7
	2022	-	1	1	-	1	-	-	-	-	-	1	-	4	▲	4
Probates/Wills & Trusts - Level 2	2023	6	4	4	5	9	7	2	13	4	7	8	5	74	21%	74
	2022	5	4	9	8	3	6	4	3	4	2	7	6	61	▲	61
Protective Orders	2023	-	-	-	-	-	-	-	-	-	-	-	1	1	1	1
	2022	-	-	-	-	-	-	-	-	-	-	-	-	0	↔	0
Uncontested Divorce	2023	23	28	48	20	34	29	27	25	27	20	29	28	338	-8%	338
	2022	21	29	38	30	30	30	32	37	36	36	22	27	368	▼	368


This report reflects data in the case management system. Numbers will update accordingly as reports are refreshed and posted.

Dashboard

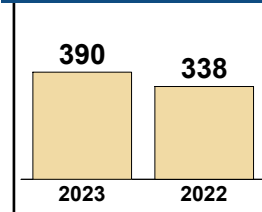
Court: Charles City Circuit
Start/End Date: Jan-22 / Dec-23
2022 Average Month: 28
Jan-Dec 2022: 338
Filings Trending: ▲

Circuit/Court ID: 9 209036
Type of Case: Filings
2023 Average Month:33
Jan-Dec 2023 : 390
Overall AVG. Month: 30

Monthly Filings Summary



Jan --- Dec Filings



Filings by Division

Divisions		Jan	Feb	Mar	Apr	May	Jun	Jul	Aug	Sep	Oct	Nov	Dec	Thru Dec	% Change	Total
Total	2023	32	36	43	35	33	37	23	22	22	32	35	40	390	15%	390
	2022	21	14	29	37	34	35	21	23	33	39	21	31	338	▲	338
Civil	2023	2	1	5	4	6	4	4	2	2	4	4	7	45	5%	45
	2022	2	-	4	6	2	7	1	4	6	5	4	2	43	▲	43
Criminal	2023	5	4	5	14	6	18	4	5	4	4	7	7	83	1%	83
	2022	2	2	10	10	14	10	2	2	1	21	5	3	82	▲	82
Concealed Handgun Permits	2023	21	25	24	15	15	10	12	9	7	16	9	15	178	32%	178
	2022	12	9	12	11	13	14	9	11	10	10	9	15	135	▲	135
Miscellaneous/ Other	2023	4	6	9	2	6	5	3	6	9	8	15	11	84	8%	84
	2022	5	3	3	10	5	4	9	6	16	3	3	11	78	▲	78

Filings by Case Category

Case Categories		Jan	Feb	Mar	Apr	May	Jun	Jul	Aug	Sep	Oct	Nov	Dec	Thru Dec	% Change	Total
Administrative Law	2023	-	-	-	-	-	-	-	1	-	1	-	-	2	2	2
	2022	-	-	-	-	-	-	-	-	-	-	-	-	0	↔	0
Capital Murder	2023	-	-	-	-	-	1	-	-	-	-	-	-	1	1	1
	2022	-	-	-	-	-	-	-	-	-	-	-	-	0	↔	0
Contested Divorce	2023	-	-	1	-	1	-	-	1	1	-	-	-	4	33%	4
	2022	-	-	-	1	1	-	-	-	-	-	1	-	3	▲	3
Domestic and Family - Level 1	2023	-	-	-	1	-	-	-	-	-	1	-	-	2	-60%	2
	2022	-	-	-	-	-	5	-	-	-	-	-	-	5	▼	5
Domestic and Family - Level 2	2023	-	-	1	1	-	-	-	-	-	-	-	1	3	200%	3
	2022	-	-	-	-	-	-	-	-	-	-	1	-	1	▲	1
Felonies and Related Matters	2023	3	4	5	13	3	17	3	2	4	2	1	4	61	56%	61
	2022	2	2	4	6	3	6	-	2	-	11	3	-	39	▲	39
General Civil - Level 1	2023	-	-	-	-	1	-	-	-	-	-	-	-	1	-50%	1
	2022	-	-	-	-	-	-	-	-	-	-	1	-	2	▼	2
General Civil - Level 2	2023	1	1	1	1	3	2	3	-	1	1	-	3	17	-6%	17
	2022	1	-	4	3	-	-	-	3	5	1	1	-	18	▼	18
General Civil - Level 3	2023	-	1	-	-	-	-	1	-	-	1	-	1	4	-33%	4
	2022	-	-	-	2	1	1	1	-	-	1	-	-	6	▼	6
Miscellaneous Civil	2023	25	29	33	16	20	12	14	12	13	18	24	18	234	21%	234
	2022	16	11	14	16	16	16	16	16	24	13	12	24	194	▲	194
Misdemeanor	2023	1	-	-	1	2	-	1	3	-	2	2	3	15	-53%	15
	2022	1	-	5	4	6	4	1	-	1	10	-	-	32	▼	32
Other	2023	-	1	-	1	1	3	1	3	2	6	-	8	26	117%	26
	2022	1	1	1	4	1	1	-	1	2	-	-	-	12	▲	12
Other Criminally Related Matters	2023	1	-	-	-	1	-	-	-	-	-	4	-	6	-50%	6
	2022	-	-	1	-	5	-	1	-	-	-	-	2	12	▼	12
Probates/Wills & Trusts - Level 1	2023	-	-	-	-	-	-	-	-	-	-	-	-	0	-100%	0
	2022	-	-	-	-	-	1	-	-	-	-	-	-	1	▼	1
Probates/Wills & Trusts - Level 2	2023	1	-	-	-	-	-	-	-	-	-	-	-	1	-75%	1
	2022	-	-	-	-	-	-	2	-	-	-	-	2	4	▼	4
Uncontested Divorce	2023	-	-	2	1	1	2	-	-	1	-	4	2	13	44%	13
	2022	-	-	-	1	1	1	-	1	1	3	-	1	9	▲	9

PLN-CCMS-10.01 CASELOAD STATISTICS OF THE CIRCUIT COURTS

Gloucester

January 2022 -- December 2023 Filings


Alexandria and Fairfax Circuit are not Included in State Totals

Dashboard

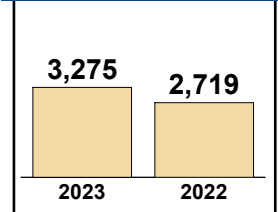
Court: Gloucester Circuit
Start/End Date: Jan-22 / Dec-23
2022 Average Month: 227
Jan-Dec 2022: 2,719
Filings Trending: ▲

Circuit/Court ID: 9 209073
Type of Case: Filings
2023 Average Month: 273
Jan-Dec 2023 : 3,275
Overall AVG. Month: 250

Monthly Filings Summary



Jan --- Dec Filings



Filings by Division

Divisions	Jan	Feb	Mar	Apr	May	Jun	Jul	Aug	Sep	Oct	Nov	Dec	Thru Dec	% Change	Total
Total	419	233	392	229	311	240	251	232	262	245	253	208	3,275	20%	3,275
2022	183	213	236	175	254	219	253	217	314	242	199	214	2,719	▲	2,719
Civil	31	27	32	28	25	28	16	47	39	31	29	39	372	16%	372
2022	18	36	28	29	29	30	17	21	34	27	30	21	320	▲	320
Criminal	188	47	126	51	161	56	99	52	90	80	102	52	1,104	20%	1,104
2022	64	85	84	39	109	76	116	51	138	53	49	54	918	▲	918
Concealed Handgun Permits	119	93	144	91	79	94	72	62	79	58	62	80	1,033	19%	1,033
2022	64	56	85	57	74	73	64	62	83	101	64	87	870	▲	870
Miscellaneous/Other	81	66	90	59	46	62	64	71	54	76	60	37	766	26%	766
2022	37	36	39	50	42	40	56	83	54	61	56	52	606	▲	606
Others	-	-	-	-	-	-	-	-	-	-	-	-	0	-100%	0
2022	-	-	-	-	-	-	-	-	5	-	-	-	5	▼	5

Filings by Case Category

Case Categories	Jan	Feb	Mar	Apr	May	Jun	Jul	Aug	Sep	Oct	Nov	Dec	Thru Dec	% Change	Total
Administrative Law	-	-	-	-	-	-	-	-	-	-	-	-	0	-100%	0
2022	1	-	-	-	-	-	-	-	1	1	-	-	3	▼	3
Contested Divorce	5	5	2	3	3	-	2	5	2	2	5	5	39	15%	39
2022	4	2	2	3	4	2	1	3	6	2	4	1	34	▲	34
Domestic and Family - Level 1	1	2	6	4	-	4	4	5	2	7	2	10	47	-4%	47
2022	1	19	2	1	7	6	3	1	2	6	1	-	49	▼	49
Domestic and Family - Level 2	2	1	2	-	3	1	-	6	6	4	1	3	29	107%	29
2022	1	2	1	3	-	-	1	3	1	1	1	-	14	▲	14
Felonies and Related Matters	153	38	95	24	133	28	64	35	67	48	76	34	795	39%	795
2022	37	43	60	24	61	51	75	33	86	28	29	45	572	▲	572
General Civil - Level 1	-	-	-	1	2	-	-	-	-	-	1	1	5	0%	5
2022	-	-	-	-	-	2	-	-	-	2	-	-	5	↔	5
General Civil - Level 2	4	3	5	4	4	6	1	7	11	5	2	6	58	-15%	58
2022	2	2	7	6	2	6	5	5	12	9	6	6	68	▼	68
General Civil - Level 3	4	4	5	3	1	3	-	11	4	1	6	7	49	17%	49
2022	2	1	3	5	2	7	1	2	6	1	7	5	42	▲	42
Miscellaneous Civil	144	114	182	106	90	110	88	83	94	81	92	93	1,277	11%	1,277
2022	81	74	99	86	94	91	98	95	104	139	84	108	1,153	▲	1,153
Misdemeanor	30	8	26	25	26	25	35	13	19	26	22	17	272	-3%	272
2022	24	26	19	8	33	23	36	16	49	20	17	8	279	▼	279
Other	60	47	50	46	37	47	49	48	39	52	31	23	529	67%	529
2022	17	19	22	21	23	22	21	47	37	22	36	30	317	▲	317
Other Criminally Related Matters	5	2	8	2	2	3	-	4	6	6	4	1	43	-43%	43
2022	6	16	7	7	17	3	5	2	3	5	3	1	75	▼	75
Probates/Wills & Trusts - Level 1	-	-	-	2	-	-	1	-	-	-	-	-	3	0%	3
2022	1	-	-	-	-	-	-	-	-	-	-	1	3	↔	3
Probates/Wills & Trusts - Level 2	-	1	1	1	1	1	1	1	2	4	2	1	16	23%	16
2022	1	-	3	-	-	2	2	2	-	-	1	2	13	▲	13
Protective Orders	-	-	-	-	-	-	-	-	-	-	-	-	0	-100%	0
2022	-	-	-	1	-	-	-	-	-	-	-	-	1	▼	1
Uncontested Divorce	11	8	10	8	9	12	6	14	10	8	9	8	113	24%	113
2022	5	9	11	10	11	4	5	8	5	8	8	7	91	▲	91

This report reflects data in the case management system. Numbers will update accordingly as reports are refreshed and posted.

PLN-CCMS-10.01 CASELOAD STATISTICS OF THE CIRCUIT COURTS

King & Queen

January 2022 -- December 2023 Filings


Alexandria and Fairfax Circuit are not Included in State Totals

Dashboard


Court: King & Queen Circuit
Start/End Date: Jan-22 / Dec-23
2022 Average Month: 36
Jan-Dec 2022: 428
Filings Trending: ↔

Circuit/Court ID: 9 209097
Type of Case: Filings
2023 Average Month: 36
Jan-Dec 2023 : 433
Overall AVG. Month: 36

Monthly Filings Summary



Jan --- Dec Filings



Filings by Division

Divisions	Jan	Feb	Mar	Apr	May	Jun	Jul	Aug	Sep	Oct	Nov	Dec	Thru Dec	% Change	Total
Total	45	36	48	33	40	36	28	38	24	24	40	41	433	1%	433
2022	38	55	30	45	46	29	15	39	36	28	46	21	428	▲	428
Civil	1	7	4	5	4	2	4	6	6	4	4	1	48	9%	48
2022	4	5	7	1	5	-	3	3	5	2	9	-	44	▲	44
Criminal	10	9	18	12	8	17	6	16	8	4	11	15	134	-29%	134
2022	18	25	11	25	19	14	8	21	14	13	13	9	190	▼	190
Concealed Handgun Permits	24	15	24	11	18	13	13	13	9	14	20	20	194	29%	194
2022	12	20	9	15	14	9	3	13	15	11	19	10	150	▲	150
Miscellaneous/Other	9	5	2	5	10	4	5	3	1	2	5	5	56	27%	56
2022	4	5	3	4	8	6	1	2	2	2	5	2	44	▲	44
Others	1	-	-	-	-	-	-	-	-	-	-	-	1	1	1
2022	-	-	-	-	-	-	-	-	-	-	-	-	0	↔	0

Filings by Case Category

Case Categories	Jan	Feb	Mar	Apr	May	Jun	Jul	Aug	Sep	Oct	Nov	Dec	Thru Dec	% Change	Total
Administrative Law	-	-	-	1	-	-	-	-	-	-	-	-	1	1	1
2022	-	-	-	-	-	-	-	-	-	-	-	-	0	↔	0
Contested Divorce	-	-	-	-	-	-	2	-	-	-	1	-	3	200%	3
2022	-	-	-	-	-	-	1	-	-	-	-	-	1	▲	1
Domestic and Family - Level 1	1	1	1	-	-	1	1	-	-	-	-	-	5	-44%	5
2022	1	-	-	-	1	-	-	-	1	-	6	-	9	▼	9
Domestic and Family - Level 2	-	1	-	-	1	-	-	2	4	-	-	-	8	60%	8
2022	-	1	-	1	-	-	-	1	-	2	-	-	5	▲	5
Felonies and Related Matters	5	5	10	8	5	12	1	13	5	4	7	9	84	-10%	84
2022	15	17	2	9	5	5	3	6	10	6	8	7	93	▼	93
General Civil - Level 1	-	-	-	-	1	-	-	1	-	-	-	-	2	100%	2
2022	-	-	-	-	-	-	-	-	-	-	-	1	1	▲	1
General Civil - Level 2	-	3	1	1	1	1	-	2	1	1	2	-	13	86%	13
2022	2	1	3	-	1	-	-	-	-	-	-	-	7	▲	7
General Civil - Level 3	-	1	-	1	-	2	-	-	-	3	-	-	7	-36%	7
2022	-	3	2	-	1	-	1	1	1	-	1	1	11	▼	11
Miscellaneous Civil	31	20	26	16	28	15	17	15	10	15	24	25	242	29%	242
2022	15	24	12	19	22	14	4	14	17	13	23	11	188	▲	188
Misdemeanor	5	1	5	2	2	5	3	3	2	-	2	5	35	-10%	35
2022	3	2	2	8	5	4	2	6	1	4	2	-	39	▼	39
Other	2	-	-	-	-	-	-	1	-	-	1	-	4	100%	4
2022	1	-	-	-	-	1	-	-	-	-	-	-	2	▲	2
Other Criminally Related Matters	-	3	3	2	1	-	2	1	2	-	2	1	17	-72%	17
2022	-	6	7	8	9	5	3	11	3	3	3	2	60	▼	60
Probates/Wills & Trusts - Level 1	-	-	-	-	-	-	-	-	-	-	-	-	0	-100%	0
2022	-	-	1	-	-	-	-	-	-	-	-	-	1	▼	1
Probates/Wills & Trusts - Level 2	-	-	-	-	-	-	-	-	-	-	-	-	0	-100%	0
2022	-	-	-	-	1	-	-	-	-	-	-	-	1	▼	1
Protective Orders	-	1	-	-	-	-	-	-	-	1	-	1	2	-33%	2
2022	-	1	-	-	-	-	-	-	1	-	1	-	3	▼	3
Uncontested Divorce	1	1	2	2	1	-	2	-	-	-	1	-	10	43%	10
2022	1	-	1	-	1	-	1	-	2	-	1	-	7	▲	7

This report reflects data in the case management system. Numbers will update accordingly as reports are refreshed and posted.

PLN-CCMS-10.01 CASELOAD STATISTICS OF THE CIRCUIT COURTS

King William

January 2022 -- December 2023 Filings


Alexandria and Fairfax Circuit are not Included in State Totals

Dashboard

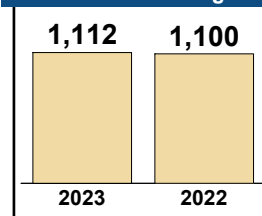
Court: King William Circuit
Start/End Date: Jan-22 / Dec-23
2022 Average Month: 92
Jan-Dec 2022: 1,100
Filings Trending: ↔

Circuit/Court ID: 9 209101
Type of Case: Filings
2023 Average Month: 93
Jan-Dec 2023 : 1,112
Overall AVG. Month: 92

Monthly Filings Summary



Jan --- Dec Filings



Filings by Division

Divisions		Jan	Feb	Mar	Apr	May	Jun	Jul	Aug	Sep	Oct	Nov	Dec	Thru Dec	% Change	Total
Total	2023	105	88	105	68	74	89	80	127	79	84	93	120	1,112	1%	1,112
	2022	73	126	86	96	79	84	80	96	103	83	84	110	1,100	▲	1,100
Civil	2023	10	6	7	4	12	13	10	19	11	7	10	8	117	1%	117
	2022	4	10	9	11	14	11	10	11	15	6	6	9	116	▲	116
Criminal	2023	4	13	21	8	1	23	18	48	13	9	31	10	199	-14%	199
	2022	22	52	17	11	15	12	9	12	24	3	6	49	232	▼	232
Concealed Handgun Permits	2023	62	45	52	34	41	38	32	38	28	43	39	33	485	2%	485
	2022	30	37	37	47	27	45	43	44	32	51	43	38	474	▲	474
Miscellaneous/ Other	2023	28	24	25	22	20	15	20	22	27	25	13	69	310	14%	310
	2022	17	27	23	27	23	16	18	27	31	22	28	14	273	▲	273
Others	2023	1	-	-	-	-	-	-	-	-	-	-	-	1	-80%	1
	2022	-	-	-	-	-	-	-	2	1	1	1	-	5	▼	5

Filings by Case Category

Case Categories		Jan	Feb	Mar	Apr	May	Jun	Jul	Aug	Sep	Oct	Nov	Dec	Thru Dec	% Change	Total
Administrative Law	2023	-	1	-	-	-	-	-	-	-	-	-	-	1	0%	1
	2022	-	-	-	-	1	-	-	-	-	-	-	-	1	↔	1
Capital Murder	2023	-	-	-	-	-	-	-	-	-	-	-	-	0	-100%	0
	2022	-	-	-	-	-	-	-	-	-	-	-	1	1	▼	1
Contested Divorce	2023	2	1	1	1	2	2	-	2	2	-	-	1	14	17%	14
	2022	-	1	1	-	2	1	1	1	1	2	1	1	12	▲	12
Domestic and Family - Level 1	2023	-	-	1	1	3	-	1	1	1	-	2	1	11	-15%	11
	2022	2	-	-	-	2	2	3	-	3	-	-	1	13	▼	13
Domestic and Family - Level 2	2023	-	-	1	-	-	-	2	2	-	-	-	1	6	0%	6
	2022	1	-	1	1	-	-	1	-	2	-	-	-	6	↔	6
Felonies and Related Matters	2023	2	7	13	2	1	9	9	36	9	5	22	4	119	-22%	119
	2022	15	43	7	6	9	6	4	6	13	-	5	38	152	▼	152
General Civil - Level 1	2023	1	-	-	-	-	-	-	-	-	-	-	-	1	0%	1
	2022	-	-	-	-	1	-	-	-	-	-	-	-	1	↔	1
General Civil - Level 2	2023	-	1	1	1	2	-	2	2	2	1	1	-	13	-54%	13
	2022	1	1	2	5	2	3	2	3	2	1	3	3	28	▼	28
General Civil - Level 3	2023	1	-	1	1	-	8	5	6	3	4	2	3	34	-35%	34
	2022	3	8	7	8	4	1	1	9	6	3	2	-	52	▼	52
Miscellaneous Civil	2023	68	54	66	43	54	42	39	49	42	52	47	42	598	3%	598
	2022	35	44	45	55	36	53	50	57	46	59	58	42	580	▲	580
Misdemeanor	2023	1	4	7	4	1	12	3	8	4	2	6	5	57	21%	57
	2022	2	5	7	2	4	3	2	5	10	2	1	4	47	▲	47
Other	2023	24	15	10	12	7	11	12	11	13	15	6	60	196	35%	196
	2022	8	15	11	13	12	7	11	13	16	14	14	11	145	▲	145
Other Criminally Related Matters	2023	1	2	1	2	-	2	6	4	-	2	3	1	24	-27%	24
	2022	5	4	3	3	2	4	3	1	1	1	-	6	33	▼	33
Probates/Wills & Trusts - Level 2	2023	-	-	-	-	1	-	-	-	-	-	-	-	1	-50%	1
	2022	-	1	-	-	-	-	-	-	-	-	-	-	2	▼	2
Uncontested Divorce	2023	5	3	3	1	3	3	1	6	3	3	4	2	37	37%	37
	2022	1	4	2	3	4	4	1	1	3	1	-	3	27	▲	27

This report reflects data in the case management system. Numbers will update accordingly as reports are refreshed and posted.

PLN-CCMS-10.01 CASELOAD STATISTICS OF THE CIRCUIT COURTS

Mathews

January 2022 -- December 2023 Filings


Alexandria and Fairfax Circuit are not Included in State Totals

Dashboard

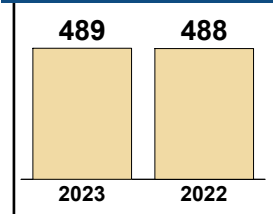
Court: Mathews Circuit
Start/End Date: Jan-22 / Dec-23
2022 Average Month: 41
Jan-Dec 2022: 488
Filings Trending: ↔

Circuit/Court ID: 9 209115
Type of Case: Filings
2023 Average Month: 41
Jan-Dec 2023 : 489
Overall AVG. Month: 41

Monthly Filings Summary



Jan --- Dec Filings



Filings by Division

Divisions	Jan	Feb	Mar	Apr	May	Jun	Jul	Aug	Sep	Oct	Nov	Dec	Thru Dec	% Change	Total
Total	49	29	42	22	39	30	49	35	52	45	55	42	489	0%	489
2022	49	38	43	46	28	29	41	27	43	33	52	59	488	▲	488
Civil	5	-	9	2	5	6	10	11	9	10	13	8	88	11%	88
2022	6	10	7	4	6	4	3	8	9	7	4	11	79	▲	79
Criminal	14	9	12	-	8	7	15	1	19	7	22	5	119	-15%	119
2022	22	5	12	15	5	1	18	4	15	9	27	7	140	▼	140
Concealed Handgun Permits	23	18	15	14	18	12	18	14	21	17	12	21	203	6%	203
2022	16	15	14	20	12	18	12	11	16	11	16	30	191	▲	191
Miscellaneous/ Other	7	2	6	6	8	5	6	9	3	11	8	8	79	1%	79
2022	5	8	10	7	5	6	8	4	3	6	5	11	78	▲	78

Filings by Case Category

Case Categories	Jan	Feb	Mar	Apr	May	Jun	Jul	Aug	Sep	Oct	Nov	Dec	Thru Dec	% Change	Total
Administrative Law	-	-	-	-	-	-	1	1	-	-	-	-	2	2	2
2022	-	-	-	-	-	-	-	-	-	-	-	-	0	↔	0
Contested Divorce	1	-	1	1	-	-	-	1	3	1	2	-	10	67%	10
2022	1	-	2	-	-	2	-	-	-	-	-	1	6	▲	6
Domestic and Family - Level 1	-	-	-	-	-	-	-	3	2	-	3	-	8	-38%	8
2022	1	1	1	-	-	-	-	4	-	-	-	6	13	▼	13
Domestic and Family - Level 2	-	-	-	-	-	-	1	1	-	-	-	2	4	33%	4
2022	-	-	1	-	-	-	-	-	-	1	-	1	3	▲	3
Felonies and Related Matters	9	2	7	-	7	6	10	-	11	8	20	3	83	17%	83
2022	15	1	10	11	-	-	13	-	9	4	5	3	71	▲	71
General Civil - Level 1	-	-	-	-	-	-	-	-	-	-	-	-	0	-100%	0
2022	-	-	1	-	-	-	-	-	-	-	-	-	1	▼	1
General Civil - Level 2	1	-	5	1	-	2	1	-	2	2	3	1	18	157%	18
2022	2	-	1	1	1	1	1	-	-	1	-	-	7	▲	7
General Civil - Level 3	1	-	-	-	-	-	3	2	-	2	2	4	14	-56%	14
2022	1	7	-	3	3	-	1	1	7	5	2	2	32	▼	32
Miscellaneous Civil	29	20	21	20	26	16	23	23	23	27	17	29	274	9%	274
2022	20	22	23	24	16	22	18	14	19	13	20	41	252	▲	252
Misdemeanor	5	1	5	-	1	1	4	1	7	3	2	-	30	-21%	30
2022	3	4	1	2	5	-	2	2	6	5	4	4	38	▼	38
Other	1	-	-	-	-	2	2	-	1	1	2	-	9	-10%	9
2022	1	-	1	1	1	2	1	1	-	2	-	-	10	▼	10
Other Criminally Related Matters	-	6	-	-	-	-	1	-	1	-	-	2	10	-70%	10
2022	4	-	1	2	-	1	3	4	-	-	18	-	33	▼	33
Probates/Wills & Trusts - Level 2	1	-	-	-	3	-	-	2	1	-	1	-	8	60%	8
2022	-	1	1	-	1	-	-	-	1	1	-	-	5	▲	5
Protective Orders	-	-	-	-	-	-	-	-	-	-	-	-	0	-100%	0
2022	-	-	-	-	-	-	1	-	-	-	1	-	2	▼	2
Uncontested Divorce	1	-	3	-	2	3	3	1	1	1	3	1	19	27%	19
2022	1	2	1	2	1	1	1	1	1	1	2	1	15	▲	15

This report reflects data in the case management system. Numbers will update accordingly as reports are refreshed and posted.

PLN-CCMS-10.01 CASELOAD STATISTICS OF THE CIRCUIT COURTS

Middlesex

January 2022 -- December 2023 Filings

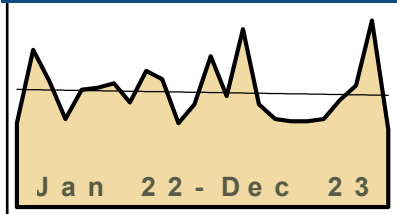
Alexandria and Fairfax Circuit are not Included in State Totals

Dashboard

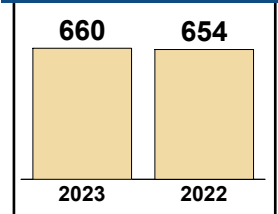
Court: Middlesex Circuit
Start/End Date: Jan-22 / Dec-23
2022 Average Month: 55
Jan-Dec 2022: 654
Filings Trending: ↔

Circuit/Court ID: 9 209119
Type of Case: Filings
2023 Average Month: 55
Jan-Dec 2023 : 660
Overall AVG. Month: 55

Monthly Filings Summary



Jan --- Dec Filings



Filings by Division

Divisions	Jan	Feb	Mar	Apr	May	Jun	Jul	Aug	Sep	Oct	Nov	Dec	Thru Dec	% Change	Total
Total	72	53	85	49	42	41	41	42	51	58	89	37	660	1%	660
2022	40	75	60	42	56	57	59	50	65	61	40	49	654	▲	654
Civil	7	5	12	7	10	6	3	7	10	10	11	12	100	37%	100
2022	4	6	8	9	5	8	7	7	6	3	4	6	73	▲	73
Criminal	32	10	33	5	9	4	10	6	14	20	55	10	208	-10%	208
2022	18	34	26	12	32	16	15	8	30	15	16	10	232	▼	232
Concealed Handgun Permits	30	34	33	24	20	25	19	20	21	16	15	12	269	15%	269
2022	10	19	25	9	11	19	26	22	17	30	17	29	234	▲	234
Miscellaneous/Other	3	4	7	13	2	6	8	9	5	12	8	3	80	-29%	80
2022	8	16	1	12	7	14	10	13	12	13	3	4	113	▼	113
Others	-	-	-	-	1	-	1	-	1	-	-	-	3	50%	3
2022	-	-	-	-	1	-	1	-	-	-	-	-	2	▲	2

Filings by Case Category

Case Categories	Jan	Feb	Mar	Apr	May	Jun	Jul	Aug	Sep	Oct	Nov	Dec	Thru Dec	% Change	Total
Administrative Law	-	-	-	-	-	1	-	-	-	-	-	-	1	-50%	1
2022	-	-	-	-	-	-	1	-	-	-	-	1	2	▼	2
Capital Murder	-	-	-	-	-	-	-	-	-	-	-	-	0	-100%	0
2022	-	-	-	-	-	-	1	-	-	-	-	-	1	▼	1
Contested Divorce	1	1	2	-	2	-	1	2	2	2	2	-	15	25%	15
2022	-	2	1	2	-	2	1	-	-	1	2	1	12	▲	12
Domestic and Family - Level 1	-	-	4	1	1	-	-	3	-	1	2	2	14	600%	14
2022	-	-	2	-	-	-	-	-	-	-	-	-	2	▲	2
Domestic and Family - Level 2	1	-	-	1	-	-	-	-	1	1	1	-	5	25%	5
2022	-	-	-	-	3	-	-	-	-	-	-	1	4	▲	4
Felonies and Related Matters	17	8	29	-	8	-	5	4	6	8	42	8	135	7%	135
2022	2	15	21	6	16	11	9	1	20	9	13	3	126	▲	126
General Civil - Level 1	-	-	-	-	-	1	-	-	-	-	-	1	2	-33%	2
2022	-	-	-	-	-	-	-	-	-	1	2	-	3	▼	3
General Civil - Level 2	-	-	-	1	2	2	1	1	-	2	1	1	11	-42%	11
2022	3	1	1	1	1	2	1	4	2	1	-	2	19	▼	19
General Civil - Level 3	2	2	1	1	1	1	-	-	3	7	1	4	23	35%	23
2022	-	1	2	4	-	2	5	1	-	2	-	-	17	▲	17
Miscellaneous Civil	31	36	39	36	22	29	25	26	22	22	22	14	324	11%	324
2022	15	28	26	19	16	23	32	27	24	35	19	29	293	▲	293
Misdemeanor	15	1	4	4	1	4	1	2	5	12	11	2	62	-39%	62
2022	15	17	5	6	17	6	5	7	10	6	3	4	101	▼	101
Other	3	3	2	-	1	2	3	3	5	1	-	1	24	-50%	24
2022	3	7	-	2	2	8	2	8	6	6	-	4	48	▼	48
Other Criminally Related Matters	-	1	-	2	-	-	4	-	3	-	2	-	12	100%	12
2022	1	2	-	-	-	-	-	-	-	-	-	3	6	▲	6
Probates/Wills & Trusts - Level 1	-	-	-	-	-	1	-	-	1	-	-	-	2	0%	2
2022	-	1	-	-	-	-	-	1	-	-	-	-	2	↔	2
Probates/Wills & Trusts - Level 2	-	-	-	1	1	-	-	1	-	2	1	1	7	40%	7
2022	-	1	1	1	-	1	-	-	1	-	-	1	5	▲	5
Protective Orders	-	-	-	-	-	-	-	-	-	-	1	2	3	200%	3
2022	-	-	-	-	-	-	-	1	-	-	-	-	1	▲	1
Uncontested Divorce	2	1	4	2	3	-	1	-	3	-	3	1	20	67%	20
2022	1	-	1	1	1	2	2	-	2	-	1	1	12	▲	12

This report reflects data in the case management system. Numbers will update accordingly as reports are refreshed and posted.

Dashboard		Monthly Filings Summary		Jan --- Dec Filings	
<p>Court: New Kent Circuit Start/End Date: Jan-22 / Dec-23 2022 Average Month: 159 Jan-Dec 2022: 1,905 Filings Trending: ▲</p>	<p>Circuit/Court ID: 9 209127 Type of Case: Filings 2023 Average Month: 172 Jan-Dec 2023 : 2,060 Overall AVG. Month: 165</p>				

Filings by Division																
Divisions		Jan	Feb	Mar	Apr	May	Jun	Jul	Aug	Sep	Oct	Nov	Dec	Thru Dec	% Change	Total
Total	2023	192	167	180	135	158	136	134	169	239	143	175	232	2,060	8%	2,060
	2022	127	112	148	114	155	168	182	168	180	173	215	163	1,905	▲	1,905
Civil	2023	14	13	20	16	16	11	11	15	25	9	16	8	174	7%	174
	2022	7	12	13	17	8	15	12	9	14	19	14	22	162	▲	162
Criminal	2023	57	35	45	29	47	47	37	66	119	31	55	45	613	8%	613
	2022	25	21	40	21	67	48	90	40	64	30	92	29	567	▲	567
Concealed Handgun Permits	2023	87	79	65	44	43	48	42	51	54	62	72	48	695	3%	695
	2022	40	48	48	44	39	66	49	76	58	77	68	63	676	▲	676
Miscellaneous/ Other	2023	34	40	50	46	51	30	44	37	41	41	32	130	576	16%	576
	2022	55	31	47	32	41	38	31	43	43	47	41	49	498	▲	498
Others	2023	-	-	-	-	1	-	-	-	-	-	-	1	2	0%	2
	2022	-	-	-	-	-	1	-	-	-	1	-	-	2	↔	2

Filings by Case Category																
Case Categories		Jan	Feb	Mar	Apr	May	Jun	Jul	Aug	Sep	Oct	Nov	Dec	Thru Dec	% Change	Total
Administrative Law	2023	-	-	-	-	-	-	1	-	-	-	-	-	1	1	1
	2022	-	-	-	-	-	-	-	-	-	-	-	-	-	0	↔
Contested Divorce	2023	3	-	5	1	-	1	-	-	2	-	3	2	17	-23%	17
	2022	3	1	-	2	2	-	3	-	3	3	1	4	22	▼	22
Domestic and Family - Level 1	2023	-	1	4	1	2	2	-	1	3	3	2	-	19	-32%	19
	2022	1	1	5	3	1	3	-	-	3	7	2	2	28	▼	28
Domestic and Family - Level 2	2023	-	4	1	-	2	-	-	1	8	-	4	-	20	67%	20
	2022	-	-	1	2	1	-	3	2	1	-	-	2	12	▲	12
Felonies and Related Matters	2023	42	25	29	20	29	33	23	55	95	17	20	27	415	12%	415
	2022	13	12	21	9	42	35	68	24	47	20	66	14	371	▲	371
General Civil - Level 1	2023	-	1	-	-	-	1	3	-	-	-	-	-	5	5	5
	2022	-	-	-	-	-	-	-	-	-	-	-	-	-	0	↔
General Civil - Level 2	2023	4	2	1	8	2	3	4	4	2	4	1	-	35	13%	35
	2022	2	3	3	-	2	4	3	1	3	1	1	8	31	▲	31
General Civil - Level 3	2023	3	3	2	2	3	1	1	4	2	1	2	4	28	12%	28
	2022	-	1	1	2	2	2	2	1	3	3	6	3	25	▲	25
Miscellaneous Civil	2023	99	90	76	56	60	52	53	61	63	70	81	55	816	4%	816
	2022	48	56	53	48	47	79	55	92	69	88	70	80	785	▲	785
Misdemeanor	2023	14	10	15	7	10	12	13	9	23	8	23	18	162	2%	162
	2022	11	8	17	10	24	6	15	13	13	7	24	11	159	▲	159
Other	2023	22	28	41	35	34	26	33	27	32	32	23	124	457	20%	457
	2022	44	22	41	29	33	25	24	27	33	34	39	31	382	▲	382
Other Criminally Related Matters	2023	1	-	1	2	8	2	1	2	3	6	12	-	38	0%	38
	2022	2	1	2	2	1	7	7	3	4	3	2	4	38	↔	38
Probates/Wills & Trusts - Level 2	2023	-	-	-	-	1	-	1	1	-	-	-	1	4	0%	4
	2022	-	1	-	-	-	-	-	-	1	-	1	-	1	4	↔
Protective Orders	2023	-	-	-	-	-	-	-	-	2	-	-	-	2	-33%	2
	2022	-	-	-	-	-	-	1	-	-	-	1	-	3	▼	3
Uncontested Divorce	2023	4	3	5	3	7	3	1	4	4	2	4	1	41	-9%	41
	2022	3	6	4	7	-	7	2	4	1	5	3	3	45	▼	45

This report reflects data in the case management system. Numbers will update accordingly as reports are refreshed and posted.

PLN-CCMS-10.01 CASELOAD STATISTICS OF THE CIRCUIT COURTS

York

January 2022 -- December 2023 Filings


Alexandria and Fairfax Circuit are not Included in State Totals

Dashboard

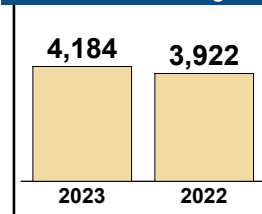
Court: York Circuit
Start/End Date: Jan-22 / Dec-23
2022 Average Month: 327
Jan-Dec 2022: 3,922
Filings Trending: ▲

Circuit/Court ID: 9 209199
Type of Case: Filings
2023 Average Month: 349
Jan-Dec 2023 : 4,184
Overall AVG. Month: 338

Monthly Filings Summary



Jan --- Dec Filings



Filings by Division

Divisions	Jan	Feb	Mar	Apr	May	Jun	Jul	Aug	Sep	Oct	Nov	Dec	Thru Dec	% Change	Total
Total	415	396	451	346	409	320	325	316	337	318	301	250	4,184	7%	4,184
2022	302	302	408	287	295	313	354	366	344	344	290	317	3,922	▲	3,922
Civil	24	45	47	45	62	51	33	46	45	53	49	37	537	14%	537
2022	44	44	60	30	32	34	38	46	35	29	43	36	471	▲	471
Criminal	105	108	154	91	169	75	116	109	134	101	86	48	1,296	2%	1,296
2022	95	100	154	108	102	76	118	94	139	104	75	104	1,269	▲	1,269
Concealed Handgun Permits	215	186	182	152	134	134	127	104	110	132	130	105	1,711	13%	1,711
2022	116	110	145	101	98	133	138	165	110	148	121	135	1,520	▲	1,520
Miscellaneous/Other	71	57	65	57	44	60	49	56	48	32	36	60	635	-2%	635
2022	47	48	48	47	62	67	60	61	59	61	49	42	651	▼	651
Others	-	-	3	1	-	-	-	1	-	-	-	-	5	-55%	5
2022	-	-	1	1	1	3	-	-	1	2	2	-	11	▼	11

Filings by Case Category

Case Categories	Jan	Feb	Mar	Apr	May	Jun	Jul	Aug	Sep	Oct	Nov	Dec	Thru Dec	% Change	Total
Administrative Law	-	-	-	2	1	-	-	-	-	-	-	-	3	200%	3
2022	-	1	-	-	-	-	-	-	-	-	-	-	1	▲	1
Capital Murder	-	-	-	-	-	-	-	-	-	-	-	-	0	-100%	0
2022	-	-	1	-	-	-	-	-	-	-	-	-	1	▼	1
Contested Divorce	2	3	5	-	11	5	5	4	14	6	3	1	59	2%	59
2022	3	5	4	3	3	4	8	4	5	6	6	7	58	▲	58
Domestic and Family - Level 1	2	4	4	2	1	6	2	7	3	12	4	5	52	4%	52
2022	5	9	4	2	5	5	2	4	4	1	2	7	50	▲	50
Domestic and Family - Level 2	11	4	15	5	10	5	-	8	1	6	8	8	81	3%	81
2022	11	10	8	5	5	5	-	8	8	4	9	6	79	▲	79
Felonies and Related Matters	63	66	89	52	93	33	39	52	78	40	58	24	687	-4%	687
2022	52	49	90	51	63	41	68	48	97	57	42	54	712	▼	712
General Civil - Level 1	1	1	-	1	-	-	-	-	-	-	-	2	5	25%	5
2022	1	1	-	-	-	-	-	-	1	-	-	1	4	▲	4
General Civil - Level 2	3	9	6	12	9	7	4	7	13	11	16	8	105	17%	105
2022	6	4	19	6	4	5	7	7	8	8	11	5	90	▲	90
General Civil - Level 3	8	7	5	6	9	1	5	5	2	4	6	8	66	-18%	66
2022	7	5	5	9	6	15	7	9	6	4	2	5	80	▼	80
Miscellaneous Civil	270	236	241	194	171	191	172	149	155	158	160	154	2,251	9%	2,251
2022	153	147	189	136	151	189	192	220	159	202	166	170	2,074	▲	2,074
Misdemeanor	34	33	54	30	67	29	58	36	42	46	23	14	466	-1%	466
2022	37	46	55	51	34	28	43	36	36	36	30	41	473	▼	473
Other	5	3	6	5	5	8	4	10	1	7	1	4	59	40%	59
2022	3	2	6	4	3	5	2	2	3	4	6	2	42	▲	42
Other Criminally Related Matters	8	9	11	9	9	13	19	21	14	15	5	10	143	66%	143
2022	6	6	8	6	5	7	7	10	8	11	3	9	86	▲	86
Probates/Wills & Trusts - Level 1	-	1	-	1	-	-	-	-	-	-	-	-	2	-67%	2
2022	-	-	1	-	-	-	1	1	2	-	1	-	6	▼	6
Probates/Wills & Trusts - Level 2	2	3	2	2	9	3	4	1	1	1	2	4	34	10%	34
2022	2	2	4	3	3	2	1	4	2	4	-	4	31	▲	31
Protective Orders	-	-	-	-	-	1	-	-	-	-	-	1	2	2	2
2022	-	-	-	-	-	-	-	-	-	-	-	-	0	↔	0
Uncontested Divorce	6	17	13	25	14	18	13	16	13	12	12	10	169	25%	169
2022	16	15	14	11	13	7	16	13	5	7	11	7	135	▲	135

This report reflects data in the case management system. Numbers will update accordingly as reports are refreshed and posted.

PLN-CCMS-10.01 CASELOAD STATISTICS OF THE CIRCUIT COURTS

Williamsburg

January 2022 -- December 2023 Filings


Alexandria and Fairfax Circuit are not Included in State Totals

Dashboard

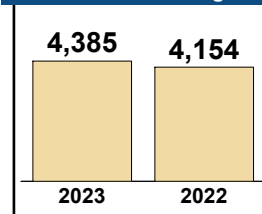
Court: Williamsburg Circuit
Start/End Date: Jan-22 / Dec-23
2022 Average Month: 346
Jan-Dec 2022: 4,154
Filings Trending: ▲

Circuit/Court ID: 9 209830
Type of Case: Filings
2023 Average Month: 365
Jan-Dec 2023 : 4,385
Overall AVG. Month: 356

Monthly Filings Summary



Jan --- Dec Filings




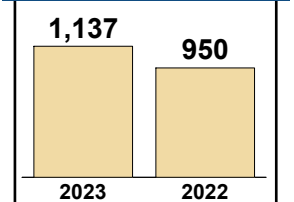
Filings by Division

Divisions		Jan	Feb	Mar	Apr	May	Jun	Jul	Aug	Sep	Oct	Nov	Dec	Thru Dec	% Change	Total
Total	2023	410	394	434	344	418	326	366	368	331	401	276	317	4,385	6%	4,385
	2022	329	352	436	303	299	360	361	329	335	389	360	301	4,154	▲	4,154
Civil	2023	57	47	58	44	56	66	46	57	50	57	41	36	615	7%	615
	2022	52	60	65	48	38	53	44	50	36	52	42	34	574	▲	574
Criminal	2023	80	84	125	89	151	70	140	104	118	145	91	71	1,268	17%	1,268
	2022	70	82	137	81	78	102	132	84	77	55	108	81	1,087	▲	1,087
Concealed Handgun Permits	2023	181	159	163	124	119	105	106	102	100	117	97	120	1,493	6%	1,493
	2022	124	132	125	97	94	105	103	113	138	159	116	101	1,407	▲	1,407
Miscellaneous/ Other	2023	92	104	87	86	91	84	74	105	63	82	47	90	1,005	-7%	1,005
	2022	83	77	106	77	89	99	82	82	84	123	94	85	1,081	▼	1,081
Others	2023	-	-	1	1	1	1	-	-	-	-	-	-	4	-20%	4
	2022	-	1	3	-	-	1	-	-	-	-	-	-	5	▼	5

Filings by Case Category

Case Categories		Jan	Feb	Mar	Apr	May	Jun	Jul	Aug	Sep	Oct	Nov	Dec	Thru Dec	% Change	Total
Administrative Law	2023	-	2	-	-	-	-	-	-	-	1	1	-	4	100%	4
	2022	1	-	-	-	-	-	-	1	-	-	-	-	2	▲	2
Capital Murder	2023	-	-	-	-	-	-	-	-	-	-	-	-	0	-100%	0
	2022	-	-	-	-	-	-	1	-	-	-	-	-	1	▼	1
Contested Divorce	2023	8	10	2	5	7	5	6	3	6	4	4	3	63	-22%	63
	2022	4	8	8	8	9	6	8	8	3	9	4	6	81	▼	81
Domestic and Family - Level 1	2023	6	4	5	6	11	5	5	5	4	4	1	2	58	-15%	58
	2022	1	4	18	6	6	4	5	5	4	9	5	1	68	▼	68
Domestic and Family - Level 2	2023	6	1	6	3	1	3	1	3	1	1	1	4	31	15%	31
	2022	6	2	2	1	1	2	4	-	3	2	3	1	27	▲	27
Felonies and Related Matters	2023	41	47	76	54	85	35	70	48	88	82	35	40	701	21%	701
	2022	40	35	78	36	36	58	83	41	48	29	58	38	580	▲	580
General Civil - Level 1	2023	-	-	1	-	1	-	-	2	1	1	-	-	6	-33%	6
	2022	1	1	-	-	1	-	2	2	-	1	-	1	9	▼	9
General Civil - Level 2	2023	6	6	11	8	10	12	8	13	13	15	11	9	122	10%	122
	2022	16	13	8	9	5	11	9	9	9	9	4	9	111	▲	111
General Civil - Level 3	2023	14	10	17	7	11	23	9	9	8	17	13	8	146	26%	146
	2022	6	10	9	13	4	10	9	7	11	18	13	6	116	▲	116
Miscellaneous Civil	2023	214	197	205	159	151	139	134	140	127	156	122	158	1,902	1%	1,902
	2022	160	156	163	130	130	151	155	151	185	212	150	131	1,874	▲	1,874
Misdemeanor	2023	31	23	32	31	54	22	57	46	15	50	40	20	421	13%	421
	2022	23	26	40	36	32	34	33	38	20	21	41	27	371	▲	371
Other	2023	55	63	39	49	55	49	45	67	35	39	15	51	562	-3%	562
	2022	50	48	70	40	47	49	28	42	34	63	53	55	579	▼	579
Other Criminally Related Matters	2023	9	14	18	4	12	13	17	10	16	13	16	11	153	10%	153
	2022	8	22	19	9	10	11	15	6	9	5	9	16	139	▲	139
Probates/Wills & Trusts - Level 1	2023	-	2	1	-	-	1	-	1	-	1	-	-	6	-33%	6
	2022	-	1	1	2	-	1	-	2	-	1	1	-	9	▼	9
Probates/Wills & Trusts - Level 2	2023	3	1	1	4	1	4	5	6	4	5	2	4	40	14%	40
	2022	3	6	9	4	3	3	1	-	2	1	2	1	35	▲	35
Uncontested Divorce	2023	17	14	20	14	19	15	9	15	13	12	15	7	170	12%	170
	2022	10	20	11	9	15	20	8	17	7	9	17	9	152	▲	152

This report reflects data in the case management system. Numbers will update accordingly as reports are refreshed and posted.

Dashboard		Monthly Filings Summary		Jan --- Dec Filings	
Court: Appomattox Circuit	Circuit/Court ID: 10 210011				
Start/End Date: Jan-22 / Dec-23	Type of Case: Filings				
2022 Average Month: 79	2023 Average Month: 95				
Jan-Dec 2022: 950	Jan-Dec 2023 : 1,137				
Filings Trending: ▲	Overall AVG. Month: 87				

Filings by Division																
Divisions		Jan	Feb	Mar	Apr	May	Jun	Jul	Aug	Sep	Oct	Nov	Dec	Thru Dec	% Change	Total
Total	2023	120	99	140	113	78	57	65	115	96	107	82	65	1,137	20%	1,137
	2022	94	56	62	79	93	67	103	86	97	61	73	79	950	▲	950
Civil	2023	8	8	7	16	8	9	3	16	12	14	7	11	119	3%	119
	2022	14	5	8	6	15	16	12	9	6	8	8	8	115	▲	115
Criminal	2023	36	29	43	52	23	12	19	56	31	39	33	17	390	26%	390
	2022	30	23	15	31	27	7	42	28	48	8	22	29	310	▲	310
Concealed Handgun Permits	2023	70	50	83	40	42	27	34	36	45	47	35	32	541	23%	541
	2022	40	24	34	31	42	40	41	44	36	38	38	31	439	▲	439
Miscellaneous/ Other	2023	6	12	7	5	5	9	8	7	8	7	7	5	86	0%	86
	2022	10	4	5	11	9	4	8	5	7	7	5	11	86	↔	86
Others	2023	-	-	-	-	-	-	1	-	-	-	-	-	1	1	1
	2022	-	-	-	-	-	-	-	-	-	-	-	-	0	↔	0

Filings by Case Category																
Case Categories		Jan	Feb	Mar	Apr	May	Jun	Jul	Aug	Sep	Oct	Nov	Dec	Thru Dec	% Change	Total
Contested Divorce	2023	-	-	1	2	1	1	1	3	-	2	2	1	14	0%	14
	2022	-	1	-	1	2	-	2	1	3	3	-	1	14	↔	14
Domestic and Family - Level 1	2023	-	3	1	4	-	-	-	3	2	6	-	3	22	57%	22
	2022	1	-	-	-	3	3	2	3	-	-	-	2	14	▲	14
Domestic and Family - Level 2	2023	-	4	-	1	2	2	1	3	1	-	-	-	14	-30%	14
	2022	1	-	3	-	2	3	1	1	-	3	4	2	20	▼	20
Felonies and Related Matters	2023	30	20	25	48	18	9	16	47	19	20	30	13	295	45%	295
	2022	16	21	10	13	15	5	30	13	41	7	15	18	204	▲	204
General Civil - Level 2	2023	2	1	2	3	1	-	-	3	2	3	2	-	19	-5%	19
	2022	6	-	-	2	1	1	5	3	-	-	1	1	20	▼	20
General Civil - Level 3	2023	3	1	1	-	1	4	-	1	4	4	1	4	24	100%	24
	2022	3	1	-	-	2	1	-	1	2	2	-	-	12	▲	12
Miscellaneous Civil	2023	76	61	90	45	47	36	41	41	53	53	42	37	622	19%	622
	2022	50	28	39	42	51	44	49	49	43	45	42	42	524	▲	524
Misdemeanor	2023	6	8	11	4	5	3	3	9	8	11	3	4	75	4%	75
	2022	6	2	2	8	11	2	13	3	6	1	7	11	72	▲	72
Other	2023	1	-	-	-	-	-	1	1	-	-	-	-	3	3	3
	2022	-	-	-	-	-	-	-	-	-	-	-	-	0	↔	0
Other Criminally Related Matters	2023	-	1	7	-	-	-	-	-	4	8	-	-	20	-43%	20
	2022	8	-	3	10	1	-	-	12	1	-	-	-	35	▼	35
Probates/Wills & Trusts - Level 1	2023	-	-	-	-	-	-	-	-	-	-	-	-	0	-100%	0
	2022	-	-	-	1	-	-	-	-	-	-	-	1	2	▼	2
Probates/Wills & Trusts - Level 2	2023	-	-	1	1	-	-	-	2	-	-	-	-	4	-43%	4
	2022	1	-	-	1	3	1	-	-	1	-	-	-	7	▼	7
Uncontested Divorce	2023	2	-	1	5	3	2	2	2	3	-	2	3	25	-4%	25
	2022	2	3	5	1	2	7	1	-	-	-	3	2	26	▼	26

PLN-CCMS-10.01 CASELOAD STATISTICS OF THE CIRCUIT COURTS

Buckingham

January 2022 -- December 2023 Filings

Alexandria and Fairfax Circuit are not Included in State Totals

Dashboard		Monthly Filings Summary		Jan --- Dec Filings					
<p>Court: Buckingham Circuit Start/End Date: Jan-22 / Dec-23 2022 Average Month: 95 Jan-Dec 2022: 1,144 Filings Trending: ↔</p>	<p>Circuit/Court ID: 10 210029 Type of Case: Filings 2023 Average Month: 97 Jan-Dec 2023 : 1,166 Overall AVG. Month: 96</p>			<table border="1" style="margin: auto;"> <tr> <td style="text-align: center; width: 50px;">1,166</td> <td style="text-align: center; width: 50px;">1,144</td> </tr> <tr> <td style="text-align: center; width: 50px;">2023</td> <td style="text-align: center; width: 50px;">2022</td> </tr> </table>		1,166	1,144	2023	2022
1,166	1,144								
2023	2022								

Filings by Division																
Divisions		Jan	Feb	Mar	Apr	May	Jun	Jul	Aug	Sep	Oct	Nov	Dec	Thru Dec	% Change	Total
Total	2023	202	58	121	124	85	105	74	113	105	102	41	36	1,166	2%	1,166
	2022	66	94	62	146	61	130	91	117	155	73	77	72	1,144	▲	1,144
Civil	2023	8	9	7	9	8	9	13	4	8	7	7	1	90	-24%	90
	2022	6	25	6	12	7	6	8	11	6	20	7	4	118	▼	118
Criminal	2023	140	11	50	60	35	68	22	57	48	60	9	18	578	4%	578
	2022	29	34	7	102	24	91	34	47	100	24	24	39	555	▲	555
Concealed Handgun Permits	2023	43	28	48	36	27	21	24	38	35	23	18	10	351	11%	351
	2022	23	27	34	19	18	18	35	39	33	20	28	23	317	▲	317
Miscellaneous/Other	2023	11	10	16	19	15	7	15	14	14	12	7	7	147	-3%	147
	2022	8	8	15	13	12	15	13	20	15	9	18	6	152	▼	152
Others	2023	-	-	-	-	-	-	-	-	-	-	-	-	0	-100%	0
	2022	-	-	-	-	-	-	1	-	1	-	-	-	2	▼	2

Filings by Case Category																
Case Categories		Jan	Feb	Mar	Apr	May	Jun	Jul	Aug	Sep	Oct	Nov	Dec	Thru Dec	% Change	Total
Administrative Law	2023	1	-	-	-	1	-	-	-	-	1	1	-	4	300%	4
	2022	-	1	-	-	-	-	-	-	-	-	-	-	1	▲	1
Contested Divorce	2023	-	-	1	3	1	1	4	2	1	-	-	1	14	-26%	14
	2022	-	-	3	4	1	1	2	3	1	4	-	-	19	▼	19
Domestic and Family - Level 1	2023	2	-	-	-	-	1	-	-	-	-	-	-	3	-89%	3
	2022	1	6	1	-	2	-	-	5	-	12	-	1	28	▼	28
Domestic and Family - Level 2	2023	-	1	-	-	2	3	1	-	1	-	2	-	10	233%	10
	2022	-	1	-	-	-	-	-	-	-	-	2	-	3	▲	3
Felonies and Related Matters	2023	132	5	40	47	26	66	14	40	34	37	8	14	463	4%	463
	2022	13	32	5	94	17	75	23	35	90	17	17	27	445	▲	445
General Civil - Level 1	2023	1	-	2	-	1	-	-	-	-	-	-	-	4	100%	4
	2022	1	-	-	-	-	-	-	-	-	-	-	1	2	▲	2
General Civil - Level 2	2023	2	3	2	1	2	2	1	3	2	2	3	-	23	130%	23
	2022	-	-	-	2	-	3	2	-	-	-	3	-	10	▲	10
General Civil - Level 3	2023	1	2	2	-	-	2	2	-	-	2	1	-	12	-52%	12
	2022	2	11	-	3	2	1	1	1	-	2	2	-	25	▼	25
Miscellaneous Civil	2023	50	33	61	47	30	25	30	47	46	32	25	12	438	6%	438
	2022	26	34	44	31	25	25	42	51	42	27	38	29	414	▲	414
Misdemeanor	2023	8	5	9	11	9	1	6	13	7	23	1	4	97	2%	97
	2022	16	2	2	5	3	14	11	9	9	6	6	12	95	▲	95
Other	2023	3	5	2	8	11	2	10	4	2	2	-	5	54	4%	54
	2022	4	1	5	1	6	6	6	8	7	2	5	1	52	▲	52
Other Criminally Related Matters	2023	-	1	1	2	-	1	2	4	7	-	-	-	18	20%	18
	2022	-	-	-	3	4	2	-	3	1	1	1	-	15	▲	15
Probates/Wills & Trusts - Level 1	2023	-	-	-	-	-	-	-	-	1	-	-	-	1	1	1
	2022	-	-	-	-	-	-	-	-	-	-	-	-	0	↔	0
Probates/Wills & Trusts - Level 2	2023	-	-	1	-	-	1	1	-	1	-	-	-	4	-43%	4
	2022	-	3	1	-	-	-	-	1	2	-	-	-	7	▼	7
Uncontested Divorce	2023	2	3	1	4	2	-	3	-	3	3	-	-	21	-25%	21
	2022	3	3	1	3	1	3	4	1	3	2	2	2	28	▼	28

This report reflects data in the case management system. Numbers will update accordingly as reports are refreshed and posted.

PLN-CCMS-10.01 CASELOAD STATISTICS OF THE CIRCUIT COURTS

Charlotte

January 2022 -- December 2023 Filings


Alexandria and Fairfax Circuit are not Included in State Totals

Dashboard

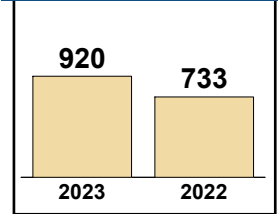
Court: Charlotte Circuit
Start/End Date: Jan-22 / Dec-23
2022 Average Month: 61
Jan-Dec 2022: 733
Filings Trending: ▲

Circuit/Court ID: 10 210037
Type of Case: Filings
2023 Average Month: 77
Jan-Dec 2023 : 920
Overall AVG. Month: 69

Monthly Filings Summary



Jan --- Dec Filings



Filings by Division

Divisions		Jan	Feb	Mar	Apr	May	Jun	Jul	Aug	Sep	Oct	Nov	Dec	Thru Dec	% Change	Total
Total	2023	51	64	84	50	64	96	52	84	85	91	76	123	920	26%	920
	2022	29	57	51	93	48	57	37	93	75	58	59	76	733	▲	733
Civil	2023	7	8	11	5	10	3	8	8	14	5	13	9	101	-6%	101
	2022	4	2	9	8	7	13	6	14	12	13	7	12	107	▼	107
Criminal	2023	6	27	21	27	16	73	7	39	31	50	32	23	352	32%	352
	2022	3	35	7	67	14	22	4	39	28	16	18	14	267	▲	267
Concealed Handgun Permits	2023	21	18	39	8	19	12	20	21	23	18	23	15	237	16%	237
	2022	9	13	15	13	11	14	15	24	23	17	20	30	204	▲	204
Miscellaneous/ Other	2023	17	11	13	10	19	8	17	16	17	18	8	76	230	48%	230
	2022	13	7	20	5	16	8	12	16	12	12	14	20	155	▲	155

Filings by Case Category

Case Categories		Jan	Feb	Mar	Apr	May	Jun	Jul	Aug	Sep	Oct	Nov	Dec	Thru Dec	% Change	Total
Administrative Law	2023	-	-	-	-	-	-	-	-	-	-	-	-	0	-100%	0
	2022	-	-	-	-	-	1	-	1	-	-	-	-	2	▼	2
Contested Divorce	2023	-	-	1	-	1	-	2	-	1	-	1	3	9	-25%	9
	2022	1	-	4	1	1	-	-	1	1	2	-	1	12	▼	12
Domestic and Family - Level 1	2023	1	4	4	2	6	-	-	-	3	1	1	1	23	77%	23
	2022	-	-	-	-	-	2	-	5	3	-	1	2	13	▲	13
Domestic and Family - Level 2	2023	1	-	-	1	-	2	1	1	1	1	2	-	10	-9%	10
	2022	-	-	3	2	-	1	2	-	-	3	-	-	11	▼	11
Felonies and Related Matters	2023	4	25	15	21	10	70	3	34	20	46	16	18	282	35%	282
	2022	3	32	6	54	10	17	2	28	22	14	9	12	209	▲	209
General Civil - Level 1	2023	-	-	-	-	-	-	1	-	-	-	-	-	1	-50%	1
	2022	-	-	-	-	-	-	-	-	1	-	-	1	2	▼	2
General Civil - Level 2	2023	-	-	1	-	1	-	2	1	3	1	2	1	12	-45%	12
	2022	2	1	1	2	2	3	1	3	3	-	2	2	22	▼	22
General Civil - Level 3	2023	3	1	1	-	1	1	1	3	4	3	4	1	23	15%	23
	2022	-	-	1	1	1	2	-	1	3	5	2	4	20	▲	20
Miscellaneous Civil	2023	29	23	44	12	25	15	27	26	31	28	28	21	309	16%	309
	2022	12	14	23	17	19	16	23	31	28	19	30	35	267	▲	267
Misdemeanor	2023	2	1	2	6	7	2	3	5	10	4	10	6	58	38%	58
	2022	-	3	-	10	3	4	1	5	6	2	6	2	42	▲	42
Other	2023	9	7	8	6	12	5	10	12	9	7	3	70	158	74%	158
	2022	10	6	11	1	8	7	4	9	7	10	3	15	91	▲	91
Other Criminally Related Matters	2023	-	1	5	-	-	1	1	-	1	-	6	-	15	-6%	15
	2022	-	-	1	3	1	1	1	6	-	-	3	-	16	▼	16
Probates/Wills & Trusts - Level 1	2023	-	-	-	-	-	-	-	-	-	-	-	-	0	-100%	0
	2022	-	-	-	-	-	-	-	1	-	-	-	-	1	▼	1
Probates/Wills & Trusts - Level 2	2023	-	-	-	-	1	-	-	1	1	-	-	-	3	0%	3
	2022	-	-	-	-	1	-	-	-	-	1	1	-	3	↔	3
Uncontested Divorce	2023	2	2	3	2	-	-	1	1	1	-	3	2	17	-23%	17
	2022	1	1	1	2	2	3	3	2	1	2	2	2	22	▼	22

PLN-CCMS-10.01 CASELOAD STATISTICS OF THE CIRCUIT COURTS

Cumberland

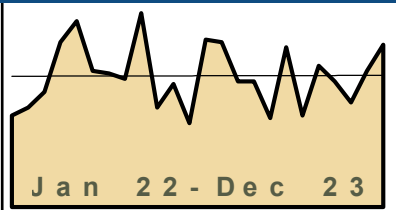
January 2022 -- December 2023 Filings

Alexandria and Fairfax Circuit are not Included in State Totals

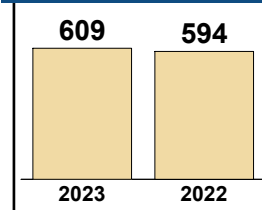
Dashboard

Court: Cumberland Circuit
Circuit/Court ID: 10 210049
Start/End Date: Jan-22 / Dec-23
Type of Case: Filings
2022 Average Month: 50
2023 Average Month: 51
Jan-Dec 2022: 594
Jan-Dec 2023 : 609
Filings Trending: ▲
Overall AVG. Month: 50

Monthly Filings Summary



Jan --- Dec Filings



Filings by Division

Divisions		Jan	Feb	Mar	Apr	May	Jun	Jul	Aug	Sep	Oct	Nov	Dec	Thru Dec	% Change	Total
Total	2023	64	63	48	48	34	61	35	54	48	40	52	62	609	3%	609
	2022	35	38	44	63	71	52	51	49	74	38	47	32	594	▲	594
Civil	2023	6	7	7	3	4	6	6	12	7	6	6	9	79	44%	79
	2022	4	7	6	6	9	7	2	5	5	2	-	2	55	▲	55
Criminal	2023	21	24	6	21	6	31	11	11	14	11	19	15	190	-14%	190
	2022	11	6	5	26	41	24	28	13	38	8	19	2	221	▼	221
Concealed Handgun Permits	2023	26	23	28	18	16	15	14	22	19	16	20	29	246	0%	246
	2022	17	23	29	21	19	12	11	20	26	23	24	22	247	▼	247
Miscellaneous/ Other	2023	11	9	7	6	8	9	4	9	8	7	7	9	94	32%	94
	2022	3	2	4	10	2	9	10	11	5	5	4	6	71	▲	71

Filings by Case Category

Case Categories		Jan	Feb	Mar	Apr	May	Jun	Jul	Aug	Sep	Oct	Nov	Dec	Thru Dec	% Change	Total
Capital Murder	2023	-	-	-	-	-	-	-	-	-	-	-	-	0	-100%	0
	2022	-	-	-	-	-	-	1	-	-	-	-	-	1	▼	1
Contested Divorce	2023	-	2	-	1	-	1	-	1	-	-	-	2	7	0%	7
	2022	-	1	1	1	1	1	1	-	-	1	-	-	7	↔	7
Domestic and Family - Level 1	2023	1	-	-	-	-	-	-	1	3	-	4	-	9	0%	9
	2022	-	3	1	-	3	1	-	-	1	-	-	-	9	↔	9
Domestic and Family - Level 2	2023	-	-	-	-	1	-	-	-	1	-	-	-	2	-33%	2
	2022	1	-	-	-	-	-	-	2	-	-	-	-	3	▼	3
Felonies and Related Matters	2023	15	13	2	11	5	13	4	4	12	6	13	13	111	-10%	111
	2022	7	5	3	17	24	6	10	7	25	6	12	1	123	▼	123
General Civil - Level 1	2023	-	-	-	-	-	-	-	-	-	1	-	-	1	1	1
	2022	-	-	-	-	-	-	-	-	-	-	-	-	0	↔	0
General Civil - Level 2	2023	1	-	1	-	1	-	1	1	1	2	-	5	13	117%	13
	2022	2	1	-	-	1	2	-	-	-	-	-	-	6	▲	6
General Civil - Level 3	2023	3	2	-	-	1	4	2	4	1	-	-	1	18	64%	18
	2022	-	1	-	1	2	3	-	1	1	1	-	1	11	▲	11
Miscellaneous Civil	2023	34	27	33	22	21	20	17	30	20	22	26	37	309	-2%	309
	2022	20	25	33	30	21	20	21	30	31	28	28	28	315	▼	315
Misdemeanor	2023	6	6	3	5	-	18	3	5	2	5	6	2	61	-18%	61
	2022	2	1	2	8	16	5	16	2	13	1	7	1	74	▼	74
Other	2023	3	5	3	2	2	4	2	2	7	1	1	1	33	1,000%	33
	2022	-	-	1	1	1	-	-	-	-	-	-	-	3	▲	3
Other Criminally Related Matters	2023	-	5	1	5	1	-	4	2	-	-	-	-	18	-22%	18
	2022	2	-	-	1	1	13	1	4	-	1	-	-	23	▼	23
Probates/Wills & Trusts - Level 1	2023	-	-	-	-	-	-	-	-	-	-	-	-	0	-100%	0
	2022	-	-	-	1	-	-	-	-	1	-	-	-	2	▼	2
Probates/Wills & Trusts - Level 2	2023	-	1	1	-	-	-	-	-	-	1	-	-	3	50%	3
	2022	-	-	-	-	-	1	-	1	-	-	-	-	2	▲	2
Uncontested Divorce	2023	1	2	4	2	2	1	2	4	1	2	2	1	24	60%	24
	2022	1	1	3	3	1	-	1	1	3	-	-	1	15	▲	15

This report reflects data in the case management system. Numbers will update accordingly as reports are refreshed and posted.

PLN-CCMS-10.01 CASELOAD STATISTICS OF THE CIRCUIT COURTS

Halifax

January 2022 -- December 2023 Filings


Alexandria and Fairfax Circuit are not Included in State Totals

Dashboard

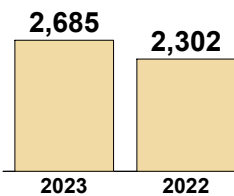
Court: Halifax Circuit
Start/End Date: Jan-22 / Dec-23
2022 Average Month: 192
Jan-Dec 2022: 2,302
Filings Trending: ▲

Circuit/Court ID: 10 210083
Type of Case: Filings
2023 Average Month: 224
Jan-Dec 2023 : 2,685
Overall AVG. Month: 208

Monthly Filings Summary



Jan --- Dec Filings



Filings by Division

Divisions		Jan	Feb	Mar	Apr	May	Jun	Jul	Aug	Sep	Oct	Nov	Dec	Thru Dec	% Change	Total
Total	2023	249	222	247	289	201	223	181	226	157	339	171	180	2,685	17%	2,685
	2022	211	329	218	185	189	182	160	153	158	164	155	198	2,302	▲	2,302
Civil	2023	24	19	31	34	12	37	18	36	22	26	18	23	300	22%	300
	2022	15	33	27	18	22	27	16	30	21	18	8	11	246	▲	246
Criminal	2023	93	76	97	172	120	82	64	89	77	216	91	84	1,261	24%	1,261
	2022	80	193	71	94	77	90	79	38	63	80	66	83	1,014	▲	1,014
Concealed Handgun Permits	2023	98	82	80	52	47	61	60	63	43	73	50	61	770	7%	770
	2022	73	51	86	48	56	47	44	64	53	53	68	75	718	▲	718
Miscellaneous/ Other	2023	34	45	39	31	22	43	39	37	14	23	12	12	351	9%	351
	2022	43	52	34	24	34	18	21	21	21	13	13	29	323	▲	323
Others	2023	-	-	-	-	-	-	-	1	1	1	-	-	3	200%	3
	2022	-	-	-	1	-	-	-	-	-	-	-	-	1	▲	1

Filings by Case Category

Case Categories		Jan	Feb	Mar	Apr	May	Jun	Jul	Aug	Sep	Oct	Nov	Dec	Thru Dec	% Change	Total
Administrative Law	2023	-	-	2	-	-	-	-	-	1	-	-	-	3	0%	3
	2022	-	1	-	-	-	-	-	-	-	-	1	1	3	↔	3
Capital Murder	2023	-	-	-	-	-	-	-	-	-	-	-	-	0	-100%	0
	2022	-	-	-	-	-	-	-	-	-	1	-	-	1	▼	1
Contested Divorce	2023	4	2	5	3	1	6	1	3	3	2	1	3	34	-26%	34
	2022	2	3	7	5	5	8	3	1	7	2	2	1	46	▼	46
Domestic and Family - Level 1	2023	3	-	-	2	-	2	1	1	1	4	4	1	19	-10%	19
	2022	-	-	-	1	4	5	4	4	1	2	-	-	21	▼	21
Domestic and Family - Level 2	2023	1	3	-	-	-	3	1	2	-	1	2	-	13	63%	13
	2022	3	2	1	-	-	-	-	1	-	1	-	-	8	▲	8
Felonies and Related Matters	2023	42	47	70	143	77	46	38	58	43	104	57	60	785	11%	785
	2022	56	175	44	63	52	69	60	29	26	45	45	45	709	▲	709
General Civil - Level 1	2023	-	1	-	-	-	1	-	-	-	-	-	-	2	-33%	2
	2022	-	-	-	-	1	-	-	1	1	-	-	-	3	▼	3
General Civil - Level 2	2023	5	1	4	7	3	5	4	4	4	2	2	3	44	19%	44
	2022	1	10	3	2	3	2	1	7	4	2	-	2	37	▲	37
General Civil - Level 3	2023	5	3	7	19	4	3	5	6	2	6	2	4	66	57%	66
	2022	1	3	5	5	5	4	3	1	3	2	4	6	42	▲	42
Miscellaneous Civil	2023	112	97	94	61	56	77	71	75	55	95	61	72	926	9%	926
	2022	86	62	103	56	67	57	56	76	62	59	74	92	850	▲	850
Misdemeanor	2023	40	29	29	19	38	28	18	21	20	102	22	24	390	65%	390
	2022	14	15	20	28	20	20	12	8	34	26	18	22	237	▲	237
Other	2023	20	30	26	20	13	30	24	34	1	2	-	-	200	2%	200
	2022	31	44	17	16	21	7	9	17	12	5	7	11	197	▲	197
Other Criminally Related Matters	2023	11	1	2	10	5	8	8	10	14	10	12	1	92	30%	92
	2022	10	3	8	3	5	2	8	2	3	8	3	16	71	▲	71
Probates/Wills & Trusts - Level 1	2023	-	-	-	-	-	1	-	1	-	-	-	-	2	100%	2
	2022	-	-	-	-	-	1	-	-	-	-	-	-	1	▲	1
Probates/Wills & Trusts - Level 2	2023	-	-	1	-	1	5	2	3	7	1	2	3	25	92%	25
	2022	2	2	2	-	-	-	1	2	-	3	-	1	13	▲	13
Uncontested Divorce	2023	6	8	7	5	3	8	8	8	6	10	6	9	84	33%	84
	2022	5	9	8	6	6	7	3	4	5	8	1	1	63	▲	63

This report reflects data in the case management system. Numbers will update accordingly as reports are refreshed and posted.

PLN-CCMS-10.01 CASELOAD STATISTICS OF THE CIRCUIT COURTS

Lunenburg

January 2022 -- December 2023 Filings

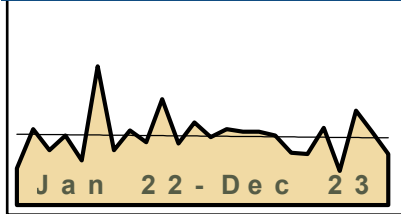
Alexandria and Fairfax Circuit are not Included in State Totals

Dashboard

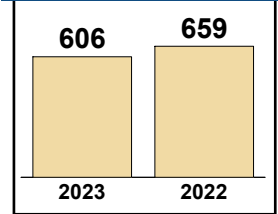
Court: Lunenburg Circuit
Start/End Date: Jan-22 / Dec-23
2022 Average Month: 55
Jan-Dec 2022: 659
Filings Trending: ▼

Circuit/Court ID: 10 210111
Type of Case: Filings
2023 Average Month: 51
Jan-Dec 2023 : 606
Overall AVG. Month: 53

Monthly Filings Summary



Jan --- Dec Filings



Filings by Division

Divisions		Jan	Feb	Mar	Apr	May	Jun	Jul	Aug	Sep	Oct	Nov	Dec	Thru Dec	% Change	Total
Total	2023	52	58	56	56	53	40	39	59	26	72	56	39	606	-8%	606
	2022	28	58	42	53	34	106	42	57	48	81	47	63	659	▼	659
Civil	2023	2	7	-	2	5	5	1	1	3	2	2	2	32	-37%	32
	2022	1	4	4	1	5	6	3	9	5	5	4	4	51	▼	51
Criminal	2023	6	20	5	33	16	17	10	21	6	37	26	4	201	-23%	201
	2022	6	30	7	25	3	76	15	20	18	40	6	14	260	▼	260
Concealed Handgun Permits	2023	28	23	35	13	24	13	17	25	11	26	18	16	249	-6%	249
	2022	19	21	22	20	21	17	15	21	22	23	32	33	266	▼	266
Miscellaneous/Other	2023	16	8	16	8	8	5	11	12	6	7	10	17	124	53%	124
	2022	2	3	9	7	5	6	9	7	3	13	5	12	81	▲	81
Others	2023	-	-	-	-	-	-	-	-	-	-	-	-	0	-100%	0
	2022	-	-	-	-	-	1	-	-	-	-	-	-	1	▼	1

Filings by Case Category

Case Categories		Jan	Feb	Mar	Apr	May	Jun	Jul	Aug	Sep	Oct	Nov	Dec	Thru Dec	% Change	Total
Administrative Law	2023	-	-	-	-	-	-	-	-	-	-	-	-	0	-100%	0
	2022	-	-	-	-	-	-	2	-	-	-	-	-	2	▼	2
Contested Divorce	2023	1	1	-	1	-	1	-	-	-	-	-	1	5	-55%	5
	2022	-	1	-	1	2	1	1	3	1	1	-	-	11	▼	11
Domestic and Family - Level 1	2023	-	2	-	-	-	-	-	-	-	-	-	-	2	-67%	2
	2022	-	-	-	-	-	1	-	2	1	2	-	-	6	▼	6
Domestic and Family - Level 2	2023	-	-	-	-	-	-	-	-	-	-	-	-	0	-100%	0
	2022	-	-	-	-	-	-	-	1	-	-	-	1	2	▼	2
Felonies and Related Matters	2023	3	8	3	22	14	15	6	17	4	31	17	4	144	-34%	144
	2022	4	24	4	21	2	71	10	15	11	38	4	13	217	▼	217
General Civil - Level 1	2023	-	-	-	1	-	-	-	-	-	-	-	-	1	-67%	1
	2022	-	-	-	1	1	-	-	-	-	-	-	1	3	▼	3
General Civil - Level 2	2023	10	2	5	3	1	1	7	1	1	1	-	3	35	67%	35
	2022	2	1	3	1	2	2	-	2	1	1	5	1	21	▲	21
General Civil - Level 3	2023	5	2	2	1	2	-	2	4	3	-	1	1	23	109%	23
	2022	-	1	3	1	-	1	-	1	-	-	1	3	11	▲	11
Miscellaneous Civil	2023	29	28	44	16	29	17	19	28	13	32	27	30	312	-2%	312
	2022	20	23	25	24	24	22	24	24	24	35	34	40	319	▼	319
Misdemeanor	2023	2	12	2	11	2	2	1	3	1	6	5	-	47	24%	47
	2022	1	6	3	4	1	5	4	3	6	2	2	1	38	▲	38
Other	2023	-	-	-	-	1	1	-	4	1	-	1	-	8	167%	8
	2022	-	-	-	-	-	1	-	-	1	-	-	1	3	▲	3
Other Criminally Related Matters	2023	1	-	-	-	-	-	3	1	1	-	4	-	10	100%	10
	2022	1	-	-	-	-	-	1	2	1	-	-	-	5	▲	5
Probates/Wills & Trusts - Level 1	2023	-	-	-	-	-	-	-	-	-	-	-	-	0	-100%	0
	2022	-	-	-	-	-	-	-	-	-	-	-	1	1	▼	1
Probates/Wills & Trusts - Level 2	2023	-	1	-	-	-	-	-	-	2	1	-	-	4	100%	4
	2022	-	-	-	-	-	-	-	2	-	-	-	-	2	▲	2
Uncontested Divorce	2023	1	2	-	1	4	3	1	1	-	1	1	-	15	-17%	15
	2022	-	2	4	-	2	2	-	2	2	2	1	1	18	▼	18

This report reflects data in the case management system. Numbers will update accordingly as reports are refreshed and posted.

PLN-CCMS-10.01 CASELOAD STATISTICS OF THE CIRCUIT COURTS

Mecklenburg

January 2022 -- December 2023 Filings

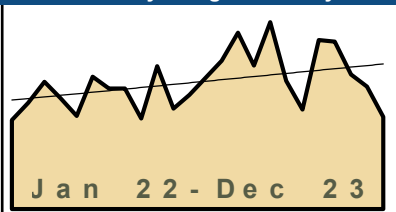
Alexandria and Fairfax Circuit are not Included in State Totals

Dashboard

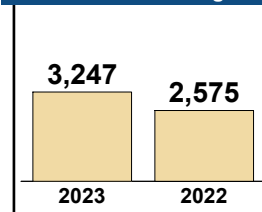
Court: Mecklenburg Circuit
Start/End Date: Jan-22 / Dec-23
2022 Average Month: 215
Jan-Dec 2022: 2,575
Filings Trending: ▲

Circuit/Court ID: 10 210117
Type of Case: Filings
2023 Average Month: 271
Jan-Dec 2023 : 3,247
Overall AVG. Month: 243

Monthly Filings Summary



Jan --- Dec Filings



Filings by Division

Divisions		Jan	Feb	Mar	Apr	May	Jun	Jul	Aug	Sep	Oct	Nov	Dec	Thru Dec	% Change	Total
Total	2023	251	283	337	274	357	245	190	323	320	257	234	176	3,247	26%	3,247
	2022	170	203	243	212	178	253	230	230	173	273	192	218	2,575	▲	2,575
Civil	2023	33	52	79	50	51	47	29	36	98	41	44	34	594	4%	594
	2022	27	46	51	40	48	49	41	64	34	106	29	37	572	▲	572
Criminal	2023	81	116	116	98	194	112	94	202	122	116	111	87	1,449	44%	1,449
	2022	71	80	92	87	56	125	119	79	51	75	77	96	1,008	▲	1,008
Concealed Handgun Permits	2023	94	72	83	85	74	55	42	53	56	54	53	30	751	24%	751
	2022	44	46	61	62	39	55	40	46	50	56	52	56	607	▲	607
Miscellaneous/Other	2023	42	42	59	41	38	30	24	32	44	46	25	25	448	20%	448
	2022	28	29	36	21	32	23	29	40	38	36	32	29	373	▲	373
Others	2023	1	1	-	-	-	1	1	-	-	-	1	-	5	-67%	5
	2022	-	2	3	2	3	1	1	1	-	-	-	-	15	▼	15

Filings by Case Category

Case Categories		Jan	Feb	Mar	Apr	May	Jun	Jul	Aug	Sep	Oct	Nov	Dec	Thru Dec	% Change	Total
Administrative Law	2023	-	-	-	-	-	1	-	-	-	-	-	-	1	-75%	1
	2022	-	2	1	-	-	-	-	-	-	-	-	-	4	▼	4
Capital Murder	2023	-	-	-	-	-	-	-	2	-	-	-	-	2	2	2
	2022	-	-	-	-	-	-	-	-	-	-	-	-	0	↔	0
Contested Divorce	2023	4	11	28	10	13	3	9	5	13	5	6	6	113	-12%	113
	2022	6	14	10	10	16	16	3	14	10	12	9	8	128	▼	128
Domestic and Family - Level 1	2023	3	9	10	5	5	12	4	5	8	2	6	1	70	71%	70
	2022	3	2	3	-	3	-	4	12	4	3	4	3	41	▲	41
Domestic and Family - Level 2	2023	-	-	-	-	2	3	-	1	3	1	-	2	12	0%	12
	2022	1	-	-	-	1	1	5	2	1	-	-	1	12	↔	12
Felonies and Related Matters	2023	60	94	84	57	165	69	70	132	81	89	69	29	999	60%	999
	2022	46	52	57	69	32	70	79	51	26	36	45	60	623	▲	623
General Civil - Level 1	2023	-	-	1	-	-	-	1	-	-	-	-	1	3	50%	3
	2022	1	-	-	-	-	-	-	-	-	1	-	-	2	▲	2
General Civil - Level 2	2023	2	3	4	2	3	2	5	3	10	9	4	6	53	43%	53
	2022	1	3	3	3	3	3	3	3	3	6	3	3	37	▲	37
General Civil - Level 3	2023	2	2	5	2	3	3	2	3	46	2	6	5	81	-16%	81
	2022	8	1	1	1	1	3	3	4	3	65	2	5	97	▼	97
Miscellaneous Civil	2023	103	85	100	107	84	67	47	65	78	74	62	43	915	19%	915
	2022	56	51	74	71	54	72	54	68	67	68	64	70	769	▲	769
Misdemeanor	2023	20	22	24	18	24	35	20	60	37	26	37	51	374	20%	374
	2022	23	20	29	15	17	48	37	24	21	30	19	29	312	▲	312
Other	2023	35	29	40	18	27	17	16	19	23	24	16	10	274	28%	274
	2022	14	26	26	13	19	8	14	18	18	24	21	13	214	▲	214
Other Criminally Related Matters	2023	1	2	8	23	6	8	4	8	4	1	5	7	77	4%	77
	2022	2	8	6	3	7	7	4	4	4	9	13	7	74	▲	74
Probates/Wills & Trusts - Level 1	2023	-	3	-	1	2	1	1	-	-	-	-	-	8	100%	8
	2022	-	1	-	-	1	1	-	-	-	-	-	1	4	▲	4
Probates/Wills & Trusts - Level 2	2023	2	2	2	1	-	-	-	-	1	3	-	-	11	-21%	11
	2022	-	2	2	1	-	3	-	3	1	-	2	-	14	▼	14
Protective Orders	2023	-	-	1	-	-	-	-	-	-	-	-	-	1	1	1
	2022	-	-	-	-	-	-	-	-	-	-	-	-	0	↔	0
Uncontested Divorce	2023	19	21	30	30	23	24	11	20	16	21	22	16	253	4%	253
	2022	9	21	31	26	24	21	24	27	15	19	9	18	244	▲	244


This report reflects data in the case management system. Numbers will update accordingly as reports are refreshed and posted.

Dashboard

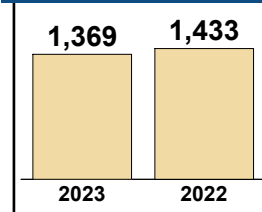
Court: Prince Edward Circuit
Start/End Date: Jan-22 / Dec-23
2022 Average Month: 119
Jan-Dec 2022: 1,433
Filings Trending: ▼

Circuit/Court ID: 10 210147
Type of Case: Filings
2023 Average Month: 114
Jan-Dec 2023 : 1,369
Overall AVG. Month: 117

Monthly Filings Summary



Jan --- Dec Filings




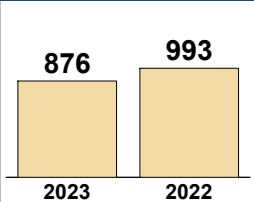
Filings by Division

Divisions		Jan	Feb	Mar	Apr	May	Jun	Jul	Aug	Sep	Oct	Nov	Dec	Thru Dec	% Change	Total
Total	2023	120	90	119	96	126	130	123	103	136	123	106	97	1,369	-4%	1,369
	2022	91	105	177	184	136	95	71	145	96	113	125	95	1,433	▼	1,433
Civil	2023	7	6	10	8	20	10	17	8	13	9	10	11	129	-7%	129
	2022	5	13	24	8	20	8	4	15	10	8	12	12	139	▼	139
Criminal	2023	37	30	47	33	51	74	65	39	83	68	51	46	624	-6%	624
	2022	43	30	94	122	67	33	28	73	35	53	60	26	664	▼	664
Concealed Handgun Permits	2023	42	38	34	31	23	18	17	34	25	29	26	28	345	8%	345
	2022	17	29	34	29	23	29	18	29	30	28	24	29	319	▲	319
Miscellaneous/Other	2023	34	15	28	23	32	28	24	22	15	17	19	12	269	-14%	269
	2022	26	33	25	25	26	25	21	28	21	24	29	28	311	▼	311
Others	2023	-	1	-	1	-	-	-	-	-	-	-	-	2	2	2
	2022	-	-	-	-	-	-	-	-	-	-	-	-	0	↔	0

Filings by Case Category

Case Categories		Jan	Feb	Mar	Apr	May	Jun	Jul	Aug	Sep	Oct	Nov	Dec	Thru Dec	% Change	Total
Administrative Law	2023	-	-	-	-	-	-	-	1	-	-	-	-	1	0%	1
	2022	-	-	-	-	-	-	1	-	-	-	-	-	1	↔	1
Capital Murder	2023	-	-	1	-	-	-	-	1	-	-	-	-	2	100%	2
	2022	-	-	1	-	-	-	-	-	-	-	-	-	1	▲	1
Contested Divorce	2023	2	-	1	2	3	-	4	1	1	1	-	1	16	7%	16
	2022	2	-	1	2	1	2	-	1	2	2	1	1	15	▲	15
Domestic and Family - Level 1	2023	-	-	1	-	2	1	2	2	4	2	2	-	16	-36%	16
	2022	-	3	-	-	6	-	2	2	4	-	4	4	25	▼	25
Domestic and Family - Level 2	2023	-	-	1	-	-	-	-	2	-	-	-	1	4	-43%	4
	2022	-	1	-	-	3	-	-	-	1	-	2	-	7	▼	7
Felonies and Related Matters	2023	27	19	33	18	41	51	44	22	66	48	42	37	448	6%	448
	2022	34	17	59	94	22	19	20	56	24	31	34	14	424	▲	424
General Civil - Level 1	2023	-	1	-	-	-	-	-	-	-	-	-	-	1	-50%	1
	2022	-	-	2	-	-	-	-	-	-	-	-	-	2	▼	2
General Civil - Level 2	2023	-	1	3	1	4	2	4	1	1	4	2	4	27	29%	27
	2022	1	1	6	1	3	3	-	4	-	1	1	-	21	▲	21
General Civil - Level 3	2023	-	1	1	-	2	-	1	1	1	-	1	3	11	-56%	11
	2022	-	5	5	1	2	1	-	3	2	-	4	2	25	▼	25
Miscellaneous Civil	2023	46	43	47	44	38	31	27	42	32	39	33	30	452	5%	452
	2022	22	38	44	35	30	44	32	35	42	36	34	38	430	▲	430
Misdemeanor	2023	10	11	13	13	8	18	18	10	16	12	9	9	147	-34%	147
	2022	9	13	33	24	43	12	8	17	8	19	26	11	223	▼	223
Other	2023	31	10	15	11	18	16	15	12	9	7	12	10	166	-14%	166
	2022	21	22	15	18	19	9	7	21	8	16	17	19	192	▼	192
Other Criminally Related Matters	2023	-	-	-	2	3	5	3	6	1	8	-	-	28	75%	28
	2022	-	-	1	4	2	2	-	-	3	3	-	1	16	▲	16
Probates/Wills & Trusts - Level 1	2023	-	1	-	-	-	-	1	-	-	-	-	-	2	-67%	2
	2022	-	-	-	3	-	-	-	2	1	-	-	-	6	▼	6
Probates/Wills & Trusts - Level 2	2023	1	1	2	1	-	1	-	-	1	-	1	-	8	14%	8
	2022	-	-	1	-	3	1	-	-	-	1	-	1	7	▲	7
Protective Orders	2023	-	-	-	-	-	-	-	-	2	-	2	-	4	-43%	4
	2022	-	1	2	-	-	-	-	-	1	1	-	2	7	▼	7
Uncontested Divorce	2023	3	2	1	4	7	5	4	2	2	2	2	2	36	16%	36
	2022	2	4	7	2	2	2	1	4	-	3	2	2	31	▲	31

This report reflects data in the case management system. Numbers will update accordingly as reports are refreshed and posted.

Dashboard		Monthly Filings Summary		Jan --- Dec Filings	
Court: Amelia Circuit	Circuit/Court ID: 11 211007				
Start/End Date: Jan-22 / Dec-23	Type of Case: Filings				
2022 Average Month: 83	2023 Average Month: 73				
Jan-Dec 2022: 993	Jan-Dec 2023 : 876				
Filings Trending: ▼	Overall AVG. Month: 78				

Filings by Division																
Divisions		Jan	Feb	Mar	Apr	May	Jun	Jul	Aug	Sep	Oct	Nov	Dec	Thru Dec	% Change	Total
Total	2023	87	68	78	73	54	79	60	88	57	74	60	98	876	-12%	876
	2022	60	59	88	76	92	74	81	91	73	80	143	76	993	▼	993
Civil	2023	5	5	6	8	8	6	6	7	7	6	6	5	75	-22%	75
	2022	5	8	13	8	16	6	5	8	5	5	10	7	96	▼	96
Criminal	2023	21	20	14	25	10	33	18	44	21	21	15	49	291	-13%	291
	2022	26	11	35	29	29	23	16	36	13	23	70	23	334	▼	334
Concealed Handgun Permits	2023	47	33	48	29	27	32	30	24	25	35	32	36	398	-12%	398
	2022	20	31	33	29	35	39	46	43	46	40	54	34	450	▼	450
Miscellaneous/ Other	2023	14	10	10	11	9	8	6	13	4	12	7	8	112	-1%	112
	2022	9	9	7	10	12	6	14	4	9	12	9	12	113	▼	113

Filings by Case Category																
Case Categories		Jan	Feb	Mar	Apr	May	Jun	Jul	Aug	Sep	Oct	Nov	Dec	Thru Dec	% Change	Total
Contested Divorce	2023	-	-	2	1	-	2	2	2	-	1	2	-	12	-8%	12
	2022	1	2	1	-	3	-	-	2	-	1	2	1	13	▼	13
Domestic and Family - Level 1	2023	-	1	-	3	-	1	-	-	1	-	2	-	8	33%	8
	2022	1	1	2	1	-	1	-	-	-	-	-	-	6	▲	6
Domestic and Family - Level 2	2023	-	-	1	-	-	-	-	-	-	-	-	-	1	0%	1
	2022	-	-	-	-	-	-	-	-	-	-	1	-	1	↔	1
Felonies and Related Matters	2023	10	14	10	20	5	29	13	16	11	17	7	35	187	-17%	187
	2022	8	7	24	14	21	16	13	30	6	9	61	17	226	▼	226
General Civil - Level 1	2023	-	-	-	-	-	-	-	-	-	-	-	-	0	-100%	0
	2022	-	-	1	-	-	-	-	-	-	-	-	-	1	▼	1
General Civil - Level 2	2023	1	1	2	4	1	2	3	1	3	3	1	2	24	9%	24
	2022	1	-	2	4	5	1	2	-	1	1	2	3	22	▲	22
General Civil - Level 3	2023	3	-	-	1	-	-	1	1	1	1	-	2	10	-67%	10
	2022	1	1	2	3	2	3	2	4	1	1	6	4	30	▼	30
Miscellaneous Civil	2023	56	38	52	32	35	36	36	31	28	42	34	41	461	-8%	461
	2022	23	37	38	36	41	39	53	44	52	43	58	37	501	▼	501
Misdemeanor	2023	10	4	4	4	10	4	3	26	10	4	7	13	99	13%	99
	2022	4	1	10	11	14	7	2	7	5	13	9	5	88	▲	88
Other	2023	5	5	6	6	-	3	-	6	1	3	3	2	40	-9%	40
	2022	5	3	-	-	5	5	5	2	2	9	3	5	44	▼	44
Other Criminally Related Matters	2023	1	2	-	1	-	-	2	2	-	-	1	1	10	-67%	10
	2022	14	3	2	4	-	-	1	1	2	2	-	1	30	▼	30
Probates/Wills & Trusts - Level 1	2023	-	-	-	-	-	-	-	1	-	-	-	-	1	0%	1
	2022	-	-	-	-	-	-	-	-	-	-	-	1	1	↔	1
Probates/Wills & Trusts - Level 2	2023	-	1	-	-	-	-	-	-	-	1	1	1	4	-56%	4
	2022	-	2	1	1	-	1	-	-	2	-	1	1	9	▼	9
Uncontested Divorce	2023	1	2	1	1	3	2	-	2	2	2	2	1	19	-10%	19
	2022	2	2	5	2	1	1	3	1	2	1	-	1	21	▼	21

Dashboard		Monthly Filings Summary		Jan --- Dec Filings	
Court: Dinwiddie Circuit	Circuit/Court ID: 11 211053				
Start/End Date: Jan-22 / Dec-23	Type of Case: Filings				
2022 Average Month: 140	2023 Average Month: 142				
Jan-Dec 2022: 1,679	Jan-Dec 2023 : 1,704				
Filings Trending: ↔	Overall AVG. Month: 141				

Filings by Division																
Divisions		Jan	Feb	Mar	Apr	May	Jun	Jul	Aug	Sep	Oct	Nov	Dec	Thru Dec	% Change	Total
Total	2023	168	158	195	142	155	110	101	122	162	132	131	128	1,704	1%	1,704
	2022	156	126	137	113	156	138	150	146	99	184	139	135	1,679	▲	1,679
Civil	2023	22	17	19	19	23	17	16	14	17	23	22	20	229	-17%	229
	2022	28	27	19	22	24	18	20	17	17	27	24	32	275	▼	275
Criminal	2023	35	45	61	57	60	36	14	47	77	42	36	54	564	-13%	564
	2022	68	35	38	39	72	46	62	71	32	84	58	46	651	▼	651
Concealed Handgun Permits	2023	94	82	92	54	60	40	52	46	54	49	62	44	729	22%	729
	2022	50	53	65	40	50	53	51	49	37	61	46	44	599	▲	599
Miscellaneous/ Other	2023	17	14	23	12	12	17	19	15	14	17	11	10	181	19%	181
	2022	10	11	15	12	10	19	17	9	13	12	11	13	152	▲	152
Others	2023	-	-	-	-	-	-	-	-	-	1	-	-	1	-50%	1
	2022	-	-	-	-	-	2	-	-	-	-	-	-	2	▼	2

Filings by Case Category																
Case Categories		Jan	Feb	Mar	Apr	May	Jun	Jul	Aug	Sep	Oct	Nov	Dec	Thru Dec	% Change	Total
Administrative Law	2023	-	-	-	-	-	-	-	-	-	-	-	-	0	-100%	0
	2022	-	1	1	1	-	-	-	-	-	-	-	-	3	▼	3
Capital Murder	2023	-	-	-	-	-	-	-	-	-	-	-	-	0	-100%	0
	2022	-	-	-	-	-	-	-	3	1	-	-	-	4	▼	4
Contested Divorce	2023	2	-	1	1	2	-	3	-	1	3	2	3	18	20%	18
	2022	-	-	1	1	1	1	2	1	4	1	2	1	15	▲	15
Domestic and Family - Level 1	2023	4	1	1	1	3	2	1	-	-	3	2	5	23	-32%	23
	2022	1	3	-	3	-	2	4	7	2	4	3	5	34	▼	34
Domestic and Family - Level 2	2023	1	2	3	2	6	2	2	1	-	4	5	1	29	-19%	29
	2022	4	5	3	3	7	-	1	3	-	3	4	3	36	▼	36
Felonies and Related Matters	2023	15	24	40	33	33	13	9	21	40	23	11	30	292	-20%	292
	2022	30	15	19	23	46	25	40	44	21	56	30	18	367	▼	367
General Civil - Level 1	2023	-	-	-	1	-	-	1	-	-	-	-	-	2	0%	2
	2022	-	-	-	-	1	-	1	-	-	-	-	-	2	↔	2
General Civil - Level 2	2023	2	3	7	4	4	3	5	2	4	7	3	3	47	-6%	47
	2022	5	2	7	1	1	7	7	3	2	6	4	5	50	▼	50
General Civil - Level 3	2023	3	2	2	5	2	3	1	1	3	2	3	6	33	-34%	33
	2022	6	11	-	5	4	2	3	1	3	1	3	11	50	▼	50
Miscellaneous Civil	2023	112	97	116	64	73	57	68	63	68	65	74	54	911	22%	911
	2022	62	64	79	51	60	72	66	58	48	72	58	56	746	▲	746
Misdemeanor	2023	14	15	16	21	21	17	2	23	30	16	20	18	213	-7%	213
	2022	27	18	15	14	15	16	19	20	10	28	23	23	228	▼	228
Other	2023	-	1	-	3	-	1	-	1	-	1	1	-	8	-47%	8
	2022	2	-	2	2	1	2	1	-	2	-	1	2	15	▼	15
Other Criminally Related Matters	2023	7	6	5	3	6	6	3	6	7	3	5	6	63	5%	63
	2022	12	2	4	4	11	5	3	4	2	1	7	5	60	▲	60
Probates/Wills & Trusts - Level 1	2023	-	1	-	-	1	-	-	-	-	-	-	-	2	100%	2
	2022	1	-	-	-	-	-	-	-	-	-	-	-	1	▲	1
Probates/Wills & Trusts - Level 2	2023	2	1	-	2	-	2	1	-	1	-	-	-	9	13%	9
	2022	1	4	-	-	2	1	-	-	-	-	-	-	8	▲	8
Uncontested Divorce	2023	6	5	4	2	4	4	5	4	8	5	5	2	54	-10%	54
	2022	5	1	6	5	7	5	3	2	4	12	4	6	60	▼	60

This report reflects data in the case management system. Numbers will update accordingly as reports are refreshed and posted.

PLN-CCMS-10.01 CASELOAD STATISTICS OF THE CIRCUIT COURTS

Nottoway

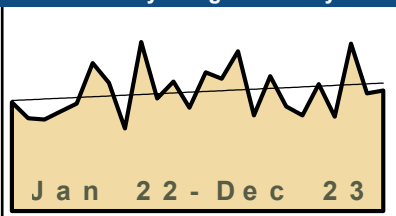
January 2022 -- December 2023 Filings

Alexandria and Fairfax Circuit are not Included in State Totals

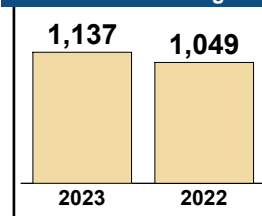
Dashboard

Court: Nottoway Circuit
Circuit/Court ID: 11 211135
Start/End Date: Jan-22 / Dec-23
Type of Case: Filings
2022 Average Month: 87
2023 Average Month: 95
Jan-Dec 2022: 1,049
Jan-Dec 2023 : 1,137
Filings Trending: ▲
Overall AVG. Month: 91

Monthly Filings Summary



Jan --- Dec Filings



Filings by Division

Divisions		Jan	Feb	Mar	Apr	May	Jun	Jul	Aug	Sep	Oct	Nov	Dec	Thru Dec	% Change	Total
Total	2023	106	101	122	73	103	80	73	97	72	128	90	92	1,137	8%	1,137
	2022	83	71	70	76	82	113	98	63	129	86	99	79	1,049	▲	1,049
Civil	2023	4	16	8	14	14	10	15	12	11	18	10	12	144	3%	144
	2022	18	6	6	14	8	21	5	7	9	17	10	19	140	▲	140
Criminal	2023	46	39	44	27	56	27	20	40	23	69	38	34	463	3%	463
	2022	32	25	30	27	31	43	53	30	78	25	49	25	448	▲	448
Concealed Handgun Permits	2023	45	25	51	20	24	31	19	29	20	23	25	32	344	17%	344
	2022	15	22	21	22	24	28	29	17	26	31	31	29	295	▲	295
Miscellaneous/ Other	2023	11	21	19	11	9	12	19	16	18	17	17	14	184	16%	184
	2022	18	18	13	10	18	20	11	8	15	13	9	5	158	▲	158
Others	2023	-	-	-	1	-	-	-	-	-	1	-	-	2	-75%	2
	2022	-	-	-	3	1	1	-	1	1	-	-	1	8	▼	8

Filings by Case Category

Case Categories		Jan	Feb	Mar	Apr	May	Jun	Jul	Aug	Sep	Oct	Nov	Dec	Thru Dec	% Change	Total
Administrative Law	2023	-	-	1	1	-	-	-	-	-	-	-	1	3	200%	3
	2022	1	-	-	-	-	-	-	-	-	-	-	-	1	▲	1
Capital Murder	2023	-	-	-	-	-	-	-	-	-	-	-	-	0	-100%	0
	2022	-	-	-	-	-	-	-	-	1	-	-	-	1	▼	1
Contested Divorce	2023	1	-	2	1	1	-	2	2	2	1	1	1	14	-18%	14
	2022	-	-	1	3	1	2	1	2	1	2	2	2	17	▼	17
Domestic and Family - Level 1	2023	-	6	-	-	4	-	1	-	-	6	-	-	17	21%	17
	2022	5	1	-	1	-	1	-	1	1	4	-	-	14	▲	14
Domestic and Family - Level 2	2023	-	-	2	3	2	-	4	1	-	1	4	3	20	67%	20
	2022	1	-	-	-	2	1	-	1	1	1	-	5	12	▲	12
Felonies and Related Matters	2023	37	29	39	20	41	16	10	21	13	43	27	21	317	16%	317
	2022	20	21	12	15	23	13	36	21	57	15	30	11	274	▲	274
General Civil - Level 1	2023	-	-	-	-	-	1	-	-	-	-	-	-	1	0%	1
	2022	-	-	-	-	-	-	-	1	-	-	-	-	1	↔	1
General Civil - Level 2	2023	1	2	-	4	-	1	3	7	6	3	2	6	35	35%	35
	2022	3	1	3	2	1	4	1	-	1	5	3	2	26	▲	26
General Civil - Level 3	2023	-	2	2	4	4	6	3	-	3	5	-	3	32	-9%	32
	2022	7	-	1	2	1	11	1	-	6	2	2	2	35	▼	35
Miscellaneous Civil	2023	51	41	61	27	31	35	32	39	29	30	34	38	448	14%	448
	2022	24	31	28	30	36	37	36	22	35	42	38	33	392	▲	392
Misdemeanor	2023	7	10	4	4	8	6	10	10	7	22	10	13	111	-24%	111
	2022	10	2	17	10	7	29	12	5	16	7	18	13	146	▼	146
Other	2023	5	5	9	4	2	6	5	4	9	10	8	5	72	6%	72
	2022	9	9	4	7	6	12	4	3	4	3	4	3	68	▲	68
Other Criminally Related Matters	2023	2	-	1	3	8	5	-	9	3	4	1	-	36	16%	36
	2022	2	2	1	2	1	1	5	4	4	3	1	5	31	▲	31
Probates/Wills & Trusts - Level 1	2023	1	-	-	-	-	-	-	-	-	-	-	1	2	0%	2
	2022	1	-	-	1	-	-	-	-	-	-	-	-	2	↔	2
Probates/Wills & Trusts - Level 2	2023	-	-	1	-	1	-	2	2	-	2	-	-	8	60%	8
	2022	-	2	-	-	-	-	-	-	-	1	1	1	5	▲	5
Uncontested Divorce	2023	1	6	-	2	1	4	1	2	-	1	2	1	21	-13%	21
	2022	-	2	3	3	4	2	2	3	2	1	-	2	24	▼	24

This report reflects data in the case management system. Numbers will update accordingly as reports are refreshed and posted.

Dashboard		Monthly Filings Summary		Jan --- Dec Filings	
Court: Powhatan Circuit	Circuit/Court ID: 11 211145				
Start/End Date: Jan-22 / Dec-23	Type of Case: Filings				
2022 Average Month: 137	2023 Average Month: 149				
Jan-Dec 2022: 1,646	Jan-Dec 2023 : 1,782				
Filings Trending: ▲	Overall AVG. Month: 143				

Filings by Division																
Divisions		Jan	Feb	Mar	Apr	May	Jun	Jul	Aug	Sep	Oct	Nov	Dec	Thru Dec	% Change	Total
Total	2023	155	195	199	119	148	131	120	146	134	192	115	128	1,782	8%	1,782
	2022	100	132	119	119	112	164	127	201	148	159	138	127	1,646	▲	1,646
Civil	2023	15	21	17	4	20	16	18	18	20	19	17	10	195	5%	195
	2022	10	9	15	14	14	16	22	20	14	14	20	18	186	▲	186
Criminal	2023	10	50	41	18	19	18	14	19	18	39	8	39	293	15%	293
	2022	8	32	12	22	20	20	5	48	29	22	15	22	255	▲	255
Concealed Handgun Permits	2023	109	105	105	80	80	79	61	77	69	89	69	61	984	8%	984
	2022	72	67	62	54	54	104	75	93	76	103	85	64	909	▲	909
Miscellaneous/ Other	2023	21	19	36	17	29	18	27	32	27	44	21	18	309	8%	309
	2022	10	21	28	29	22	22	25	40	29	19	18	23	286	▲	286
Others	2023	-	-	-	-	-	-	-	-	-	1	-	-	1	-90%	1
	2022	-	3	2	-	2	2	-	-	-	-	1	-	10	▼	10

Filings by Case Category																
Case Categories		Jan	Feb	Mar	Apr	May	Jun	Jul	Aug	Sep	Oct	Nov	Dec	Thru Dec	% Change	Total
Administrative Law	2023	-	-	-	-	-	1	-	-	-	1	-	-	2	100%	2
	2022	-	-	-	-	-	-	-	-	-	-	1	-	1	▲	1
Contested Divorce	2023	1	2	4	1	-	2	1	2	2	3	4	1	23	-18%	23
	2022	3	1	-	2	3	3	3	2	2	3	2	4	28	▼	28
Domestic and Family - Level 1	2023	2	3	-	1	6	2	1	-	4	1	1	4	25	39%	25
	2022	1	2	2	-	1	-	4	-	4	2	1	1	18	▲	18
Domestic and Family - Level 2	2023	-	-	-	-	-	-	-	1	-	-	2	-	3	-81%	3
	2022	1	1	1	2	-	2	2	2	1	1	-	3	16	▼	16
Felonies and Related Matters	2023	8	41	33	13	8	12	12	8	15	32	7	29	218	25%	218
	2022	5	26	4	17	14	13	3	37	22	14	6	13	174	▲	174
General Civil - Level 1	2023	-	1	-	-	1	-	-	-	-	1	-	-	3	0%	3
	2022	-	2	-	-	-	-	-	-	-	-	1	-	3	↔	3
General Civil - Level 2	2023	4	6	3	2	9	6	2	6	6	6	4	1	55	53%	55
	2022	3	-	3	2	2	2	2	6	2	7	3	4	36	▲	36
General Civil - Level 3	2023	-	1	6	-	-	2	1	1	7	4	1	-	23	21%	23
	2022	-	-	2	1	1	-	3	5	2	1	3	1	19	▲	19
Miscellaneous Civil	2023	122	116	123	90	95	91	81	100	85	113	88	74	1,178	11%	1,178
	2022	77	80	72	71	70	114	86	114	94	110	96	78	1,062	▲	1,062
Misdemeanor	2023	2	9	4	5	11	6	2	10	4	6	2	12	73	20%	73
	2022	3	6	2	5	5	7	-	7	4	8	5	9	61	▲	61
Other	2023	5	5	16	5	14	2	7	8	7	18	2	5	94	-25%	94
	2022	5	11	18	9	8	13	13	17	8	10	6	8	126	▼	126
Other Criminally Related Matters	2023	-	-	4	-	-	-	1	1	-	1	-	-	7	-68%	7
	2022	-	-	6	-	1	-	2	4	3	-	5	1	22	▼	22
Probates/Wills & Trusts - Level 2	2023	1	3	-	-	1	1	-	1	-	2	1	-	10	-38%	10
	2022	1	1	4	1	1	-	2	3	-	-	2	1	16	▼	16
Uncontested Divorce	2023	10	8	6	2	3	6	12	8	4	4	3	2	68	6%	68
	2022	1	2	5	9	6	10	7	4	6	3	7	4	64	▲	64

PLN-CCMS-10.01 CASELOAD STATISTICS OF THE CIRCUIT COURTS

Petersburg

January 2022 -- December 2023 Filings

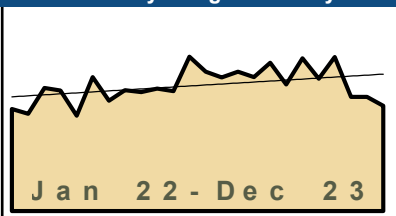
Alexandria and Fairfax Circuit are not Included in State Totals

Dashboard

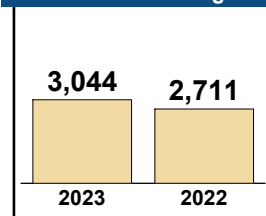
Court: Petersburg Circuit
Start/End Date: Jan-22 / Dec-23
2022 Average Month: 226
Jan-Dec 2022: 2,711
Filings Trending: ▲

Circuit/Court ID: 11 211730
Type of Case: Filings
2023 Average Month: 254
Jan-Dec 2023 : 3,044
Overall AVG. Month: 240

Monthly Filings Summary



Jan --- Dec Filings



Filings by Division

Divisions		Jan	Feb	Mar	Apr	May	Jun	Jul	Aug	Sep	Oct	Nov	Dec	Thru Dec	% Change	Total
Total	2023	266	255	266	256	283	242	292	253	294	218	218	201	3,044	12%	3,044
	2022	195	186	235	230	182	256	211	231	227	234	229	295	2,711	▲	2,711
Civil	2023	20	31	41	38	37	45	53	26	35	28	38	31	423	-4%	423
	2022	33	39	33	25	42	40	26	40	45	30	50	39	442	▼	442
Criminal	2023	157	133	130	148	160	112	130	115	180	98	88	88	1,539	-5%	1,539
	2022	126	97	149	143	88	165	123	133	106	151	130	201	1,612	▼	1,612
Concealed Handgun Permits	2023	31	32	37	22	21	24	27	33	21	26	36	23	333	8%	333
	2022	21	25	19	27	33	21	29	27	32	24	20	29	307	▲	307
Miscellaneous/Other	2023	56	57	58	48	63	60	81	78	57	65	56	59	738	115%	738
	2022	15	25	32	34	18	30	31	31	44	29	29	26	344	▲	344
Others	2023	2	2	-	-	2	1	1	1	1	1	-	-	11	83%	11
	2022	-	-	2	1	1	-	2	-	-	-	-	-	6	▲	6

Filings by Case Category

Case Categories		Jan	Feb	Mar	Apr	May	Jun	Jul	Aug	Sep	Oct	Nov	Dec	Thru Dec	% Change	Total
Administrative Law	2023	-	-	1	-	-	1	-	-	-	1	4	-	7	75%	7
	2022	3	-	1	-	-	-	-	-	-	-	-	-	4	▲	4
Capital Murder	2023	-	-	-	-	-	-	-	-	-	-	-	-	0	-100%	0
	2022	1	-	-	-	-	-	-	-	-	-	-	-	1	▼	1
Contested Divorce	2023	-	1	2	2	1	3	4	1	1	4	2	2	23	10%	23
	2022	-	3	4	2	2	1	1	4	1	-	1	2	21	▲	21
Domestic and Family - Level 1	2023	1	-	1	-	-	14	2	5	3	1	-	-	27	23%	27
	2022	1	2	1	3	2	4	1	1	3	3	1	-	22	▲	22
Domestic and Family - Level 2	2023	1	2	1	-	-	-	2	1	1	1	-	1	10	0%	10
	2022	1	-	2	-	2	1	1	2	-	-	1	-	10	↔	10
Felonies and Related Matters	2023	98	81	85	112	87	46	52	44	116	53	35	40	849	-18%	849
	2022	89	59	96	57	59	110	68	78	67	108	109	139	1,039	▼	1,039
General Civil - Level 1	2023	-	1	1	1	1	1	2	-	1	1	-	-	9	-40%	9
	2022	-	1	1	-	-	4	2	1	1	-	4	1	15	▼	15
General Civil - Level 2	2023	4	7	15	13	10	9	11	8	7	8	6	9	107	-5%	107
	2022	8	12	9	8	8	9	8	7	11	12	13	8	113	▼	113
General Civil - Level 3	2023	9	20	13	11	19	12	27	4	11	11	19	16	172	10%	172
	2022	11	10	13	3	17	13	5	15	30	13	9	17	156	▲	156
Miscellaneous Civil	2023	57	55	60	44	36	43	48	42	33	43	44	38	543	-2%	543
	2022	31	47	42	47	48	43	58	44	58	41	42	51	552	▼	552
Misdemeanor	2023	54	37	24	26	60	43	40	49	43	35	29	42	482	31%	482
	2022	23	31	34	58	22	31	30	28	32	23	17	38	367	▲	367
Other	2023	32	30	35	25	49	41	60	70	44	48	48	42	524	547%	524
	2022	4	2	6	14	3	7	6	9	14	9	4	3	81	▲	81
Other Criminally Related Matters	2023	7	15	21	12	13	23	38	22	23	11	24	6	215	-9%	215
	2022	14	7	19	29	8	25	27	30	7	20	22	28	236	▼	236
Probates/Wills & Trusts - Level 1	2023	-	-	-	-	-	-	-	-	-	-	-	-	0	-100%	0
	2022	-	-	-	-	1	-	-	-	-	-	-	-	1	▼	1
Probates/Wills & Trusts - Level 2	2023	1	4	1	1	2	-	1	1	3	-	-	1	15	-52%	15
	2022	3	7	-	3	2	4	2	6	2	-	-	2	31	▼	31
Protective Orders	2023	-	-	-	-	-	-	-	-	-	-	1	-	1	1	1
	2022	-	-	-	-	-	-	-	-	-	-	-	-	0	↔	0
Uncontested Divorce	2023	2	2	6	9	5	6	5	6	8	1	6	4	60	-3%	60
	2022	6	5	7	6	8	4	2	6	1	5	6	6	62	▼	62

This report reflects data in the case management system. Numbers will update accordingly as reports are refreshed and posted.

PLN-CCMS-10.01 CASELOAD STATISTICS OF THE CIRCUIT COURTS

Chesterfield

January 2022 -- December 2023 Filings

Alexandria and Fairfax Circuit are not Included in State Totals

Dashboard		Monthly Filings Summary		Jan --- Dec Filings	
Court: Chesterfield Circuit	Circuit/Court ID: 12 212041	<p>Jan 22 - Dec 23</p>		<p>2023: 21,858 2022: 19,931</p>	
Start/End Date: Jan-22 / Dec-23	Type of Case: Filings				
2022 Average Month: 1,661	2023 Average Month: 1,822				
Jan-Dec 2022: 19,931	Jan-Dec 2023 : 21,858				
Filings Trending: ▲	Overall AVG. Month: 1,741				

Filings by Division																
Divisions		Jan	Feb	Mar	Apr	May	Jun	Jul	Aug	Sep	Oct	Nov	Dec	Thru Dec	% Change	Total
Total	2023	1,996	1,922	2,215	1,797	1,922	1,745	1,648	1,808	1,788	1,746	1,724	1,547	21,858	10%	21,858
	2022	1,358	1,620	1,936	1,490	1,643	1,574	1,810	1,737	1,868	1,630	1,620	1,645	19,931	▲	19,931
Civil	2023	248	246	285	217	251	238	204	276	232	206	212	205	2,820	5%	2,820
	2022	172	224	246	250	229	233	218	243	253	213	189	205	2,675	▲	2,675
Criminal	2023	424	356	501	378	417	443	412	418	481	338	466	312	4,946	8%	4,946
	2022	321	372	456	318	411	325	452	346	450	327	428	367	4,573	▲	4,573
Concealed Handgun Permits	2023	661	595	683	511	491	414	386	437	415	463	404	405	5,865	8%	5,865
	2022	392	376	459	379	398	432	510	512	475	499	444	539	5,415	▲	5,415
Miscellaneous/ Other	2023	660	724	745	688	760	649	644	675	655	739	638	623	8,200	13%	8,200
	2022	472	648	772	543	603	576	627	635	690	589	559	533	7,247	▲	7,247
Others	2023	3	1	1	3	3	1	2	2	5	-	4	2	27	29%	27
	2022	1	-	3	-	2	8	3	1	-	2	-	1	21	▲	21

Filings by Case Category																
Case Categories		Jan	Feb	Mar	Apr	May	Jun	Jul	Aug	Sep	Oct	Nov	Dec	Thru Dec	% Change	Total
Administrative Law	2023	1	1	1	3	2	1	-	4	3	3	1	1	21	31%	21
	2022	2	1	1	2	-	-	2	-	3	3	-	2	16	▲	16
Capital Murder	2023	-	-	-	-	4	-	-	-	-	-	-	-	4	0%	4
	2022	-	1	-	1	-	-	-	-	-	-	2	-	4	↔	4
Contested Divorce	2023	34	20	35	21	27	32	20	29	22	24	26	18	308	-13%	308
	2022	28	31	34	35	34	33	22	34	19	32	25	25	352	▼	352
Domestic and Family - Level 1	2023	20	31	41	35	25	25	12	24	40	19	21	25	318	5%	318
	2022	19	25	28	35	20	28	31	25	28	26	14	24	303	▲	303
Domestic and Family - Level 2	2023	6	9	7	7	7	3	8	11	3	4	8	8	81	3%	81
	2022	8	7	10	8	5	7	4	4	5	4	5	12	79	▲	79
Felonies and Related Matters	2023	283	218	346	246	261	279	292	281	352	206	309	197	3,270	13%	3,270
	2022	207	261	308	183	272	206	258	203	299	198	266	227	2,888	▲	2,888
General Civil - Level 1	2023	2	5	1	1	3	1	3	2	2	2	1	2	25	32%	25
	2022	1	2	2	-	5	2	3	-	1	1	1	1	19	▲	19
General Civil - Level 2	2023	86	77	59	51	88	71	63	75	60	71	74	63	838	15%	838
	2022	55	51	68	65	59	62	63	64	64	59	69	48	727	▲	727
General Civil - Level 3	2023	21	20	30	19	21	27	25	50	20	21	16	28	298	21%	298
	2022	12	23	19	12	16	21	20	34	38	18	14	20	247	▲	247
Miscellaneous Civil	2023	827	761	858	669	657	549	571	578	612	717	593	561	7,953	9%	7,953
	2022	507	532	624	527	567	574	695	665	657	681	570	691	7,290	▲	7,290
Misdemeanor	2023	110	108	136	96	121	124	99	120	105	107	138	85	1,349	2%	1,349
	2022	88	79	116	104	108	97	161	121	117	101	129	108	1,329	▲	1,329
Other	2023	503	559	560	536	590	517	457	534	463	483	450	458	6,110	14%	6,110
	2022	354	489	600	400	433	437	443	479	507	414	425	386	5,367	▲	5,367
Other Criminally Related Matters	2023	32	31	33	36	32	50	23	19	26	27	19	31	359	-5%	359
	2022	27	31	33	31	41	22	33	27	35	28	36	35	379	▼	379
Probates/Wills & Trusts - Level 1	2023	3	2	-	-	1	1	-	2	1	2	2	1	15	-21%	15
	2022	-	3	1	4	-	2	-	1	4	-	2	2	19	▼	19
Probates/Wills & Trusts - Level 2	2023	15	12	17	12	6	9	9	11	7	6	10	19	133	45%	133
	2022	4	10	7	13	8	8	7	6	5	5	8	11	92	▲	92
Protective Orders	2023	2	-	7	1	-	2	-	2	3	1	-	1	19	-5%	19
	2022	1	2	2	1	1	1	-	4	1	3	1	3	20	▼	20
Uncontested Divorce	2023	51	68	84	64	77	54	66	66	69	53	56	49	757	-5%	757
	2022	45	72	83	69	74	74	68	70	85	57	53	50	800	▼	800

This report reflects data in the case management system. Numbers will update accordingly as reports are refreshed and posted.

PLN-CCMS-10.01 CASELOAD STATISTICS OF THE CIRCUIT COURTS

Colonial Heights

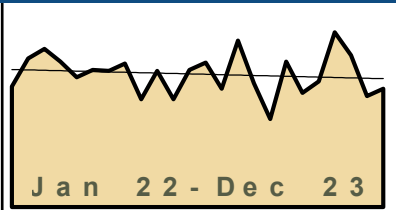
January 2022 -- December 2023 Filings

Alexandria and Fairfax Circuit are not Included in State Totals

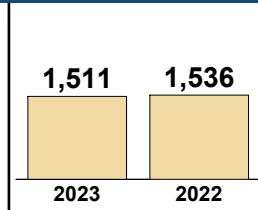
Dashboard

Court: Colonial Heights Circuit
Circuit/Court ID: 12 212570
Start/End Date: Jan-22 / Dec-23
Type of Case: Filings
2022 Average Month: 128
2023 Average Month: 126
Jan-Dec 2022: 1,536
Jan-Dec 2023 : 1,511
Filings Trending: ↔
Overall AVG. Month: 127

Monthly Filings Summary



Jan --- Dec Filings



Filings by Division

Divisions		Jan	Feb	Mar	Apr	May	Jun	Jul	Aug	Sep	Oct	Nov	Dec	Thru Dec	% Change	Total
Total	2023	138	113	159	118	84	139	109	120	167	145	106	113	1,511	-2%	1,511
	2022	115	142	151	139	124	131	130	137	103	130	103	131	1,536	▼	1,536
Civil	2023	9	7	10	14	10	18	13	13	13	14	11	15	147	11%	147
	2022	6	8	14	11	10	13	16	13	8	9	10	15	133	▲	133
Criminal	2023	70	51	68	71	36	73	67	69	108	94	58	56	821	-6%	821
	2022	37	87	97	95	80	80	74	76	54	75	60	57	872	▼	872
Concealed Handgun Permits	2023	40	34	49	25	25	25	20	23	23	22	22	23	331	25%	331
	2022	18	30	18	16	19	24	20	26	25	26	13	30	265	▲	265
Miscellaneous/ Other	2023	19	21	32	8	13	23	9	14	19	14	15	19	206	-22%	206
	2022	54	17	22	17	15	14	20	22	15	20	20	29	265	▼	265
Others	2023	-	-	-	-	-	-	-	1	4	1	-	-	6	500%	6
	2022	-	-	-	-	-	-	-	-	1	-	-	-	1	▲	1

Filings by Case Category

Case Categories		Jan	Feb	Mar	Apr	May	Jun	Jul	Aug	Sep	Oct	Nov	Dec	Thru Dec	% Change	Total
Administrative Law	2023	-	-	-	-	-	-	-	-	-	-	-	-	0	-100%	0
	2022	-	-	1	-	-	-	-	-	-	-	1	-	-	2	▼
Contested Divorce	2023	2	-	1	3	1	1	1	-	-	1	2	1	13	0%	13
	2022	1	1	1	-	-	3	3	2	-	1	-	1	13	↔	13
Domestic and Family - Level 1	2023	-	-	2	-	-	6	-	5	-	5	1	4	23	21%	23
	2022	-	2	1	4	-	3	3	4	1	-	1	-	19	▲	19
Domestic and Family - Level 2	2023	-	-	1	1	-	2	-	1	3	3	-	1	12	-14%	12
	2022	1	1	1	-	3	1	4	1	-	1	-	1	14	▼	14
Felonies and Related Matters	2023	41	40	50	42	28	51	49	51	82	81	45	45	605	0%	605
	2022	30	56	68	69	65	48	53	52	31	42	47	42	603	▲	603
General Civil - Level 1	2023	1	-	-	-	-	-	-	1	-	-	-	-	2	0%	2
	2022	1	-	-	1	-	-	-	-	-	-	-	-	2	↔	2
General Civil - Level 2	2023	-	-	3	3	3	-	1	4	3	2	1	2	22	47%	22
	2022	1	1	2	-	2	1	-	3	3	-	1	1	15	▲	15
General Civil - Level 3	2023	1	-	-	1	4	3	6	1	3	2	4	2	27	13%	27
	2022	-	3	3	1	-	-	5	2	1	2	-	7	24	▲	24
Miscellaneous Civil	2023	50	47	70	30	32	34	27	32	37	28	27	35	449	18%	449
	2022	28	36	28	27	24	32	30	39	32	41	22	43	382	▲	382
Misdemeanor	2023	24	10	10	26	6	18	17	13	23	10	13	10	180	-22%	180
	2022	6	28	24	23	15	25	18	20	20	28	10	14	231	▼	231
Other	2023	9	8	10	3	4	12	3	5	7	7	8	5	81	-39%	81
	2022	43	6	12	4	9	6	8	7	9	3	11	15	133	▼	133
Other Criminally Related Matters	2023	5	1	8	3	2	9	1	5	3	3	-	1	41	5%	41
	2022	1	3	5	3	-	7	3	4	3	5	4	1	39	▲	39
Probates/Wills & Trusts - Level 1	2023	-	-	-	-	-	-	-	-	-	-	-	1	1	0%	1
	2022	-	-	-	-	-	-	-	-	-	-	-	1	1	↔	1
Probates/Wills & Trusts - Level 2	2023	1	2	-	1	-	-	-	-	2	-	-	-	6	-14%	6
	2022	-	1	-	1	-	1	-	-	1	-	2	1	7	▼	7
Protective Orders	2023	-	2	1	-	-	1	-	1	-	-	1	-	6	100%	6
	2022	-	-	-	-	-	1	-	-	-	-	-	2	3	▲	3
Uncontested Divorce	2023	4	3	3	5	4	2	4	1	4	3	4	6	43	-10%	43
	2022	3	4	5	6	6	3	3	3	2	6	4	3	48	▼	48

This report reflects data in the case management system. Numbers will update accordingly as reports are refreshed and posted.

PLN-CCMS-10.01 CASELOAD STATISTICS OF THE CIRCUIT COURTS

Richmond

January 2022 -- December 2023 Filings

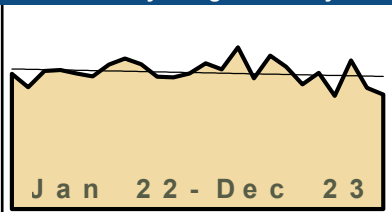
Alexandria and Fairfax Circuit are not Included in State Totals

Dashboard

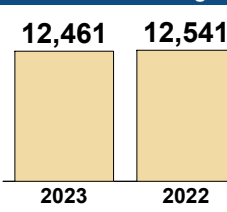
Court: Richmond Circuit
Start/End Date: Jan-22 / Dec-23
2022 Average Month: 1,045
Jan-Dec 2022: 12,541
Filings Trending: ↔

Circuit/Court ID: 13 213760
Type of Case: Filings
2023 Average Month: 1,038
Jan-Dec 2023 : 12,461
Overall AVG. Month: 1,042

Monthly Filings Summary



Jan --- Dec Filings



Filings by Division

Divisions		Jan	Feb	Mar	Apr	May	Jun	Jul	Aug	Sep	Oct	Nov	Dec	Thru Dec	% Change	Total
Total	2023	1,113	1,067	1,234	999	1,172	1,086	953	1,039	864	1,134	926	874	12,461	-1%	12,461
	2022	1,034	930	1,055	1,063	1,035	1,013	1,103	1,150	1,105	1,012	1,006	1,035	12,541	▼	12,541
Civil	2023	225	244	244	201	213	191	158	186	165	221	159	161	2,368	-5%	2,368
	2022	240	180	208	200	212	219	199	272	222	201	165	186	2,504	▼	2,504
Criminal	2023	311	265	374	275	366	353	254	333	240	392	285	254	3,702	-9%	3,702
	2022	333	255	348	365	364	292	364	338	374	362	369	297	4,061	▼	4,061
Concealed Handgun Permits	2023	162	145	176	136	144	116	104	102	89	103	100	115	1,492	5%	1,492
	2022	92	130	140	122	113	108	129	124	116	127	95	127	1,423	▲	1,423
Miscellaneous/ Other	2023	408	410	438	384	447	424	432	414	365	418	379	342	4,861	8%	4,861
	2022	367	359	354	376	342	391	410	411	392	319	373	422	4,516	▲	4,516
Others	2023	7	3	2	3	2	2	5	4	5	-	3	2	38	3%	38
	2022	2	6	5	-	4	3	1	5	1	3	4	3	37	▲	37

Filings by Case Category

Case Categories		Jan	Feb	Mar	Apr	May	Jun	Jul	Aug	Sep	Oct	Nov	Dec	Thru Dec	% Change	Total
Administrative Law	2023	2	4	5	3	7	3	5	3	3	5	1	4	45	-44%	45
	2022	1	3	3	3	3	4	3	37	17	4	2	1	81	▼	81
Capital Murder	2023	1	-	-	-	-	-	-	1	-	-	-	-	2	-50%	2
	2022	-	-	1	-	3	-	-	-	-	-	-	-	4	▼	4
Contested Divorce	2023	9	7	18	10	11	12	12	10	11	10	7	8	125	-15%	125
	2022	17	10	11	9	12	13	12	11	14	12	10	16	147	▼	147
Domestic and Family - Level 1	2023	9	26	13	15	8	13	10	8	11	16	7	8	144	13%	144
	2022	12	4	7	14	17	20	5	15	10	8	4	12	128	▲	128
Domestic and Family - Level 2	2023	14	13	10	17	23	19	10	14	16	15	16	8	175	-4%	175
	2022	14	13	24	15	15	8	17	18	15	9	14	20	182	▼	182
Felonies and Related Matters	2023	247	201	276	199	290	261	183	269	157	312	212	202	2,809	-14%	2,809
	2022	284	212	265	297	282	216	292	260	297	305	302	240	3,252	▼	3,252
General Civil - Level 1	2023	9	6	3	6	9	6	7	11	6	5	8	11	87	23%	87
	2022	5	7	9	4	2	8	6	8	8	3	4	7	71	▲	71
General Civil - Level 2	2023	107	113	110	107	94	91	72	97	79	124	90	92	1,176	14%	1,176
	2022	74	69	80	84	90	105	80	86	88	100	87	89	1,032	▲	1,032
General Civil - Level 3	2023	52	52	46	25	31	26	35	31	38	31	22	24	413	-29%	413
	2022	75	46	49	51	54	44	54	57	46	37	27	39	579	▼	579
Miscellaneous Civil	2023	331	307	367	320	331	271	298	252	260	257	272	228	3,494	5%	3,494
	2022	210	284	301	281	288	248	317	335	292	245	292	244	3,337	▲	3,337
Misdemeanor	2023	34	43	57	51	37	60	36	31	53	54	49	28	533	5%	533
	2022	40	30	56	49	59	42	39	46	35	40	39	31	506	▲	506
Other	2023	224	233	237	190	240	244	214	241	175	234	187	208	2,627	7%	2,627
	2022	260	193	184	203	153	232	202	192	205	187	166	279	2,456	▲	2,456
Other Criminally Related Matters	2023	36	27	47	29	47	42	39	38	33	34	29	27	428	14%	428
	2022	9	22	38	24	25	42	41	40	46	29	33	28	377	▲	377
Probates/Wills & Trusts - Level 1	2023	-	-	1	-	-	3	1	-	-	1	-	1	7	40%	7
	2022	-	1	-	-	-	1	-	2	-	1	-	-	5	▲	5
Probates/Wills & Trusts - Level 2	2023	9	5	13	8	6	6	8	6	4	9	9	3	86	25%	86
	2022	5	9	6	4	1	8	9	9	6	7	2	3	69	▲	69
Uncontested Divorce	2023	29	30	31	19	38	29	23	27	18	27	17	22	310	-2%	310
	2022	28	27	21	25	31	22	26	34	26	25	24	26	315	▼	315

This report reflects data in the case management system. Numbers will update accordingly as reports are refreshed and posted.

PLN-CCMS-10.01 CASELOAD STATISTICS OF THE CIRCUIT COURTS

Henrico

January 2022 -- December 2023 Filings

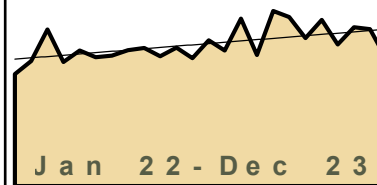
Alexandria and Fairfax Circuit are not Included in State Totals

Dashboard

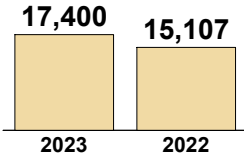
Court: Henrico Circuit
Start/End Date: Jan-22 / Dec-23
2022 Average Month: 1,259
Jan-Dec 2022: 15,107
Filings Trending: ▲

Circuit/Court ID: 14 214087
Type of Case: Filings
2023 Average Month: 1,450
Jan-Dec 2023 : 17,400
Overall AVG. Month: 1,354

Monthly Filings Summary



Jan --- Dec Filings



Filings by Division

Divisions		Jan	Feb	Mar	Apr	May	Jun	Jul	Aug	Sep	Oct	Nov	Dec	Thru Dec	% Change	Total
Total	2023	1,391	1,294	1,600	1,251	1,672	1,615	1,412	1,586	1,351	1,516	1,497	1,215	17,400	15%	17,400
	2022	1,069	1,194	1,496	1,184	1,294	1,229	1,246	1,296	1,318	1,238	1,321	1,222	15,107	▲	15,107
Civil	2023	193	189	219	186	238	226	155	211	194	167	183	129	2,290	-1%	2,290
	2022	157	189	197	212	192	170	174	231	196	189	200	205	2,312	▼	2,312
Criminal	2023	535	502	574	349	500	520	484	560	495	413	613	467	6,012	0%	6,012
	2022	423	442	680	415	604	454	471	489	598	483	510	471	6,040	▼	6,040
Concealed Handgun Permits	2023	380	356	420	284	310	255	285	247	256	310	293	238	3,634	4%	3,634
	2022	237	268	323	288	251	288	308	302	298	311	286	340	3,500	▲	3,500
Miscellaneous/ Other	2023	280	243	383	429	621	610	481	562	400	621	402	375	5,407	68%	5,407
	2022	252	290	288	264	246	313	289	272	221	253	319	202	3,209	▲	3,209
Others	2023	3	4	4	3	3	4	7	6	6	5	6	6	57	24%	57
	2022	-	5	8	5	1	4	4	2	5	2	6	4	46	▲	46

Filings by Case Category

Case Categories		Jan	Feb	Mar	Apr	May	Jun	Jul	Aug	Sep	Oct	Nov	Dec	Thru Dec	% Change	Total
Administrative Law	2023	3	4	1	-	1	3	2	5	1	3	2	1	26	117%	26
	2022	-	-	-	2	2	1	-	3	3	1	-	-	12	▲	12
Capital Murder	2023	-	-	-	-	-	-	-	-	-	-	-	-	0	-100%	0
	2022	-	-	-	-	-	-	-	4	-	-	-	-	4	▼	4
Contested Divorce	2023	26	25	22	22	31	21	12	34	22	18	13	17	263	10%	263
	2022	18	24	17	25	14	17	25	15	16	18	24	26	239	▲	239
Domestic and Family - Level 1	2023	27	15	16	15	22	35	17	9	18	14	19	9	216	-10%	216
	2022	8	15	23	27	22	22	15	25	26	20	14	22	239	▼	239
Domestic and Family - Level 2	2023	6	7	5	5	7	2	2	4	5	5	7	2	57	-26%	57
	2022	4	9	7	9	5	9	8	6	6	7	3	4	77	▼	77
Felonies and Related Matters	2023	355	334	385	210	317	354	305	348	329	250	407	313	3,907	-1%	3,907
	2022	285	297	453	262	390	284	308	313	408	309	367	282	3,958	▼	3,958
General Civil - Level 1	2023	-	6	3	2	7	4	2	3	6	3	2	2	40	5%	40
	2022	3	4	2	6	2	3	-	3	6	-	6	3	38	▲	38
General Civil - Level 2	2023	56	66	86	72	94	83	54	69	76	64	67	43	830	3%	830
	2022	55	59	65	61	74	63	64	82	66	57	68	88	802	▲	802
General Civil - Level 3	2023	15	19	24	25	23	39	21	27	16	10	27	12	258	-13%	258
	2022	24	31	23	21	26	24	25	31	17	17	34	23	296	▼	296
Miscellaneous Civil	2023	637	568	708	503	554	500	517	470	445	544	473	460	6,379	4%	6,379
	2022	441	514	568	501	453	542	554	516	471	526	567	490	6,143	▲	6,143
Misdemeanor	2023	137	124	156	106	134	133	136	151	131	115	161	119	1,603	0%	1,603
	2022	111	118	184	109	156	125	129	129	155	137	116	140	1,609	▼	1,609
Other	2023	23	23	80	186	373	342	243	340	202	384	220	157	2,573	469%	2,573
	2022	34	37	34	37	30	42	29	52	48	37	28	44	452	▲	452
Other Criminally Related Matters	2023	46	45	36	35	50	41	44	66	37	53	47	35	535	3%	535
	2022	27	28	44	51	60	48	37	54	37	46	34	53	519	▲	519
Probates/Wills & Trusts - Level 1	2023	2	-	1	1	1	4	2	-	2	3	1	-	17	89%	17
	2022	1	2	2	1	-	-	-	-	-	-	3	-	9	▲	9
Probates/Wills & Trusts - Level 2	2023	9	7	17	10	11	11	4	6	7	5	6	6	99	11%	99
	2022	4	8	12	5	10	5	8	7	6	7	10	7	89	▲	89
Protective Orders	2023	-	-	-	-	-	1	-	-	-	-	-	-	1	-88%	1
	2022	-	-	-	-	-	-	7	1	-	-	-	-	8	▼	8
Uncontested Divorce	2023	49	51	60	59	47	42	51	54	54	45	45	39	596	-3%	596
	2022	54	48	62	67	50	44	37	55	53	56	47	40	613	▼	613

This report reflects data in the case management system. Numbers will update accordingly as reports are refreshed and posted.

PLN-CCMS-10.01 CASELOAD STATISTICS OF THE CIRCUIT COURTS

Caroline

January 2022 -- December 2023 Filings


Alexandria and Fairfax Circuit are not Included in State Totals

Dashboard

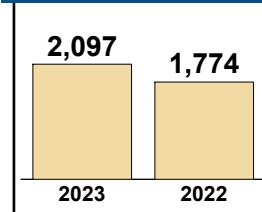
Court: Caroline Circuit
Start/End Date: Jan-22 / Dec-23
2022 Average Month: 148
Jan-Dec 2022: 1,774
Filings Trending: ▲

Circuit/Court ID: 15 215033
Type of Case: Filings
2023 Average Month: 175
Jan-Dec 2023 : 2,097
Overall AVG. Month: 161

Monthly Filings Summary



Jan --- Dec Filings



Filings by Division

Divisions		Jan	Feb	Mar	Apr	May	Jun	Jul	Aug	Sep	Oct	Nov	Dec	Thru Dec	% Change	Total
Total	2023	172	166	201	157	265	152	152	194	179	184	136	139	2,097	18%	2,097
	2022	101	147	194	134	256	121	128	135	134	161	122	141	1,774	▲	1,774
Civil	2023	18	20	16	22	29	24	14	22	18	16	14	25	238	12%	238
	2022	9	30	22	22	16	16	12	19	15	22	10	19	212	▲	212
Criminal	2023	53	55	59	34	132	61	69	59	70	84	41	38	755	22%	755
	2022	42	44	72	37	159	36	35	51	31	42	32	37	618	▲	618
Concealed Handgun Permits	2023	74	66	91	60	63	40	41	74	61	48	57	47	722	13%	722
	2022	31	49	77	54	49	53	57	44	62	68	50	46	640	▲	640
Miscellaneous/Other	2023	27	22	34	39	41	27	28	39	29	36	24	28	374	23%	374
	2022	19	24	23	21	32	16	24	21	26	29	30	38	303	▲	303
Others	2023	-	3	1	2	-	-	-	-	1	-	-	1	8	700%	8
	2022	-	-	-	-	-	-	-	-	-	-	-	1	1	▲	1

Filings by Case Category

Case Categories		Jan	Feb	Mar	Apr	May	Jun	Jul	Aug	Sep	Oct	Nov	Dec	Thru Dec	% Change	Total
Administrative Law	2023	-	-	-	-	-	-	-	-	1	-	-	-	1	0%	1
	2022	-	1	-	-	-	-	-	-	-	-	-	-	1	↔	1
Contested Divorce	2023	-	1	2	-	2	1	1	5	3	1	-	2	18	-22%	18
	2022	1	3	-	1	3	3	3	-	-	5	4	-	23	▼	23
Domestic and Family - Level 1	2023	2	5	1	1	1	3	1	1	2	-	3	9	29	32%	29
	2022	1	5	-	4	2	2	2	1	2	3	-	-	22	▲	22
Domestic and Family - Level 2	2023	2	-	-	1	16	8	-	1	-	1	1	1	31	41%	31
	2022	2	1	1	2	-	-	-	2	-	1	-	13	22	▲	22
Felonies and Related Matters	2023	30	36	37	27	90	34	56	31	42	55	25	24	487	28%	487
	2022	18	37	52	24	85	23	24	35	17	18	21	26	380	▲	380
General Civil - Level 1	2023	-	-	-	-	1	-	-	-	-	-	-	-	1	-50%	1
	2022	1	-	-	-	-	-	-	-	-	1	-	-	2	▼	2
General Civil - Level 2	2023	3	6	3	5	5	4	2	8	3	6	4	6	55	-4%	55
	2022	1	13	4	8	4	2	2	7	6	5	2	3	57	▼	57
General Civil - Level 3	2023	5	2	3	9	2	1	3	5	1	1	2	2	36	20%	36
	2022	3	2	5	2	5	-	-	2	2	4	5	-	30	▲	30
Miscellaneous Civil	2023	89	81	104	73	88	59	58	94	82	71	76	64	939	10%	939
	2022	45	67	92	70	75	66	72	63	80	90	64	68	852	▲	852
Misdemeanor	2023	16	17	18	4	38	21	12	25	24	29	14	14	232	24%	232
	2022	7	2	15	11	73	11	9	14	9	18	7	11	187	▲	187
Other	2023	13	11	21	27	17	8	10	18	12	14	4	13	168	95%	168
	2022	5	5	8	5	5	4	10	2	7	7	12	16	86	▲	86
Other Criminally Related Matters	2023	7	3	4	3	4	6	1	3	4	-	2	1	38	-25%	38
	2022	17	5	5	2	1	2	2	2	5	6	4	-	51	▼	51
Probates/Wills & Trusts - Level 1	2023	-	-	-	-	-	-	-	-	1	-	-	-	1	1	1
	2022	-	-	-	-	-	-	-	-	-	-	-	-	0	↔	0
Probates/Wills & Trusts - Level 2	2023	-	-	2	-	-	2	6	-	-	-	2	-	12	100%	12
	2022	-	1	2	-	1	1	-	-	1	-	-	-	6	▲	6
Uncontested Divorce	2023	5	4	6	7	1	5	2	3	4	6	3	3	49	-11%	49
	2022	-	5	10	5	2	7	4	7	4	4	3	4	55	▼	55

This report reflects data in the case management system. Numbers will update accordingly as reports are refreshed and posted.

PLN-CCMS-10.01 CASELOAD STATISTICS OF THE CIRCUIT COURTS

Essex

January 2022 -- December 2023 Filings


Alexandria and Fairfax Circuit are not Included in State Totals

Dashboard

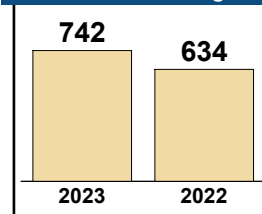
Court: Essex Circuit
Start/End Date: Jan-22 / Dec-23
2022 Average Month: 53
Jan-Dec 2022: 634
Filings Trending: ▲

Circuit/Court ID: 15 215057
Type of Case: Filings
2023 Average Month: 62
Jan-Dec 2023 : 742
Overall AVG. Month: 57

Monthly Filings Summary



Jan --- Dec Filings



Filings by Division

Divisions	Jan	Feb	Mar	Apr	May	Jun	Jul	Aug	Sep	Oct	Nov	Dec	Thru Dec	% Change	Total
Total	62	60	114	52	51	58	29	55	109	67	42	43	742	17%	742
2022	49	42	43	64	46	43	45	83	54	72	39	54	634	▲	634
Civil	12	7	7	9	15	6	9	11	2	10	2	4	94	24%	94
2022	5	3	10	8	4	4	4	6	7	9	7	9	76	▲	76
Criminal	10	3	56	20	7	16	3	17	61	22	9	22	246	15%	246
2022	21	4	4	25	16	11	4	52	9	37	5	26	214	▲	214
Concealed Handgun Permits	25	30	29	12	11	25	15	13	30	20	16	12	238	4%	238
2022	16	26	17	23	13	15	30	16	26	16	18	13	229	▲	229
Miscellaneous/Other	15	20	22	11	18	11	2	14	16	15	14	5	163	44%	163
2022	7	9	12	8	12	13	7	9	12	10	8	6	113	▲	113
Others	-	-	-	-	-	-	-	-	-	-	1	-	1	-50%	1
2022	-	-	-	-	1	-	-	-	-	-	1	-	2	▼	2

Filings by Case Category

Case Categories	Jan	Feb	Mar	Apr	May	Jun	Jul	Aug	Sep	Oct	Nov	Dec	Thru Dec	% Change	Total
Administrative Law	-	-	-	-	-	-	1	-	-	-	-	-	1	1	1
2022	-	-	-	-	-	-	-	-	-	-	-	-	0	↔	0
Contested Divorce	1	2	2	1	1	1	-	-	-	-	-	-	8	-11%	8
2022	-	1	2	-	-	1	1	1	-	-	1	2	9	▼	9
Domestic and Family - Level 1	1	-	1	-	6	-	1	9	-	-	-	1	19	73%	19
2022	1	-	2	-	-	-	-	1	-	-	3	4	11	▲	11
Domestic and Family - Level 2	1	-	1	2	2	-	-	-	-	1	-	-	7	600%	7
2022	-	-	-	-	-	-	-	-	-	-	-	1	1	▲	1
Felonies and Related Matters	7	2	41	17	7	13	2	9	60	12	5	15	190	41%	190
2022	14	2	2	21	2	10	2	41	3	35	3	-	135	▲	135
General Civil - Level 1	-	-	-	1	-	1	-	-	-	1	-	-	3	200%	3
2022	-	-	-	-	-	-	-	-	-	-	1	-	1	▲	1
General Civil - Level 2	2	-	1	6	2	1	-	-	1	2	1	2	18	38%	18
2022	2	1	1	2	1	1	-	-	1	4	-	-	13	▲	13
General Civil - Level 3	4	1	2	1	3	-	4	1	1	6	1	-	24	41%	24
2022	-	-	4	3	2	-	-	3	3	1	-	1	17	▲	17
Miscellaneous Civil	29	32	33	15	16	27	17	14	33	26	22	15	279	2%	279
2022	20	30	23	27	16	18	34	20	29	18	21	18	274	▲	274
Misdemeanor	3	1	2	-	-	-	1	4	-	8	2	3	24	-23%	24
2022	4	-	2	2	6	1	1	5	3	3	2	2	31	▼	31
Other	11	18	17	6	13	8	-	12	12	8	9	2	116	76%	116
2022	3	5	5	4	9	11	3	4	8	7	6	1	66	▲	66
Other Criminally Related Matters	-	-	13	3	-	3	2	4	1	2	2	4	34	-31%	34
2022	3	2	-	2	8	-	1	6	3	-	-	24	49	▼	49
Probates/Wills & Trusts - Level 1	-	-	-	-	-	-	-	-	-	-	-	-	0	-100%	0
2022	-	-	-	-	-	-	-	-	-	-	-	1	1	▼	1
Probates/Wills & Trusts - Level 2	-	-	-	-	-	-	-	-	-	-	-	1	1	-67%	1
2022	-	-	-	-	1	-	-	-	1	-	1	-	3	▼	3
Uncontested Divorce	3	4	1	-	1	4	1	2	1	1	-	-	18	-22%	18
2022	2	1	2	3	1	1	3	2	3	4	1	-	23	▼	23

This report reflects data in the case management system. Numbers will update accordingly as reports are refreshed and posted.

PLN-CCMS-10.01 CASELOAD STATISTICS OF THE CIRCUIT COURTS

Hanover

January 2022 -- December 2023 Filings

Alexandria and Fairfax Circuit are not Included in State Totals

Dashboard	Monthly Filings Summary	Jan --- Dec Filings				
<p>Court: Hanover Circuit Start/End Date: Jan-22 / Dec-23 2022 Average Month: 597 Jan-Dec 2022: 7,164 Filings Trending: ↔</p> <p>Circuit/Court ID: 15 215085 Type of Case: Filings 2023 Average Month: 608 Jan-Dec 2023 : 7,300 Overall AVG. Month: 603</p>	<p>Jan 22 - Dec 23</p>	<table border="1" style="margin: auto;"> <tr> <td style="text-align: center;">7,300</td> <td style="text-align: center;">7,164</td> </tr> <tr> <td style="text-align: center;">2023</td> <td style="text-align: center;">2022</td> </tr> </table>	7,300	7,164	2023	2022
7,300	7,164					
2023	2022					

Filings by Division																
Divisions	Jan	Feb	Mar	Apr	May	Jun	Jul	Aug	Sep	Oct	Nov	Dec	Thru Dec	% Change	Total	
Total	2023	710	554	803	541	654	609	499	666	629	561	542	532	7,300	2%	7,300
	2022	562	628	702	523	625	660	577	619	600	539	525	604	7,164	▲	7,164
Civil	2023	82	94	150	99	130	145	102	151	119	116	93	104	1,385	9%	1,385
	2022	109	127	127	97	132	118	94	112	99	93	87	79	1,274	▲	1,274
Criminal	2023	225	184	274	199	271	215	177	284	261	195	221	236	2,742	-1%	2,742
	2022	215	247	306	186	235	259	263	202	238	159	210	236	2,756	▼	2,756
Concealed Handgun Permits	2023	291	216	248	192	176	172	139	161	158	199	171	154	2,277	6%	2,277
	2022	175	171	189	149	171	196	159	196	177	207	163	198	2,151	▲	2,151
Miscellaneous/ Other	2023	112	60	130	51	77	77	81	69	90	51	57	38	893	-9%	893
	2022	63	82	77	90	87	87	61	107	86	80	65	91	976	▼	976
Others	2023	-	-	1	-	-	-	-	1	1	-	-	-	3	-57%	3
	2022	-	1	3	1	-	-	-	2	-	-	-	-	7	▼	7

Filings by Case Category																
Case Categories	Jan	Feb	Mar	Apr	May	Jun	Jul	Aug	Sep	Oct	Nov	Dec	Thru Dec	% Change	Total	
Administrative Law	2023	-	1	-	1	-	-	-	-	2	1	-	-	5	25%	5
	2022	-	-	-	-	-	1	-	-	-	-	2	1	4	▲	4
Capital Murder	2023	-	-	-	-	2	-	-	-	-	-	-	-	2	100%	2
	2022	-	1	-	-	-	-	-	-	-	-	-	-	1	▲	1
Contested Divorce	2023	15	14	29	22	22	27	17	20	12	16	13	18	225	8%	225
	2022	19	18	21	16	19	24	13	19	18	17	16	9	209	▲	209
Domestic and Family - Level 1	2023	3	2	7	2	5	6	11	7	10	9	5	6	73	-3%	73
	2022	2	5	3	10	7	10	5	7	9	6	5	6	75	▼	75
Domestic and Family - Level 2	2023	2	4	7	1	13	9	7	10	10	6	5	2	76	65%	76
	2022	4	2	2	8	5	4	5	5	2	5	3	1	46	▲	46
Felonies and Related Matters	2023	132	89	167	129	163	118	109	161	166	111	142	118	1,605	0%	1,605
	2022	120	127	179	108	142	146	166	91	139	113	108	162	1,601	▲	1,601
General Civil - Level 1	2023	-	-	-	1	-	1	2	-	-	1	-	1	6	20%	6
	2022	1	-	1	-	-	-	-	1	-	-	1	1	5	▲	5
General Civil - Level 2	2023	16	15	35	19	25	36	14	54	38	43	23	37	355	51%	355
	2022	27	36	32	17	24	11	19	18	10	14	16	11	235	▲	235
General Civil - Level 3	2023	4	9	3	4	6	13	6	12	6	2	8	5	78	-24%	78
	2022	8	5	5	9	9	8	11	9	16	8	7	7	102	▼	102
Miscellaneous Civil	2023	400	276	371	239	254	248	213	226	244	250	219	195	3,135	2%	3,135
	2022	228	249	266	231	253	281	215	303	257	285	221	282	3,071	▲	3,071
Misdemeanor	2023	85	87	100	64	101	87	63	107	90	79	75	115	1,053	-3%	1,053
	2022	93	112	123	66	85	107	89	101	92	42	99	71	1,080	▼	1,080
Other	2023	3	4	7	7	4	5	3	6	4	2	3	8	56	-28%	56
	2022	3	8	5	5	14	2	10	12	3	2	8	6	78	▼	78
Other Criminally Related Matters	2023	8	8	8	6	9	10	8	16	7	5	5	3	93	12%	93
	2022	4	7	4	12	8	12	8	10	7	4	3	4	83	▲	83
Probates/Wills & Trusts - Level 1	2023	-	-	1	1	1	2	-	1	2	1	-	-	9	80%	9
	2022	-	-	1	-	1	2	-	-	-	1	-	-	5	▲	5
Probates/Wills & Trusts - Level 2	2023	2	1	5	4	5	2	-	1	1	-	2	2	25	0%	25
	2022	-	4	4	1	4	3	-	2	-	3	3	1	25	↔	25
Uncontested Divorce	2023	40	44	63	41	44	45	46	45	37	35	42	22	504	-7%	504
	2022	53	54	56	40	54	49	36	41	47	39	33	42	544	▼	544

This report reflects data in the case management system. Numbers will update accordingly as reports are refreshed and posted.

PLN-CCMS-10.01 CASELOAD STATISTICS OF THE CIRCUIT COURTS

King George

January 2022 -- December 2023 Filings


Alexandria and Fairfax Circuit are not Included in State Totals

Dashboard

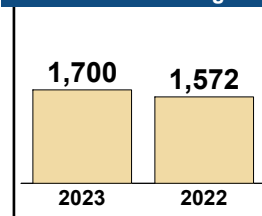
Court: King George Circuit
Start/End Date: Jan-22 / Dec-23
2022 Average Month: 131
Jan-Dec 2022: 1,572
Filings Trending: ▲

Circuit/Court ID: 15 215099
Type of Case: Filings
2023 Average Month: 142
Jan-Dec 2023 : 1,700
Overall AVG. Month: 136

Monthly Filings Summary



Jan --- Dec Filings



Filings by Division

Divisions	Jan	Feb	Mar	Apr	May	Jun	Jul	Aug	Sep	Oct	Nov	Dec	Thru Dec	% Change	Total
Total	180	166	155	118	112	133	158	121	134	192	111	120	1,700	8%	1,700
2022	104	119	223	85	96	142	128	131	116	157	110	161	1,572	▲	1,572
Civil	22	15	10	12	14	10	12	10	23	11	18	11	168	14%	168
2022	7	12	14	11	11	10	10	14	22	10	12	15	148	▲	148
Criminal	70	63	51	37	21	51	76	36	45	100	25	46	621	4%	621
2022	44	29	128	22	15	55	37	38	31	82	43	73	597	▲	597
Concealed Handgun Permits	60	71	71	49	60	58	52	59	50	66	54	40	690	8%	690
2022	42	58	63	41	54	56	66	60	46	53	44	58	641	▲	641
Miscellaneous/Other	28	17	23	20	17	14	18	16	16	15	14	23	221	19%	221
2022	11	20	18	11	16	21	15	19	17	12	11	15	186	▲	186

Filings by Case Category

Case Categories	Jan	Feb	Mar	Apr	May	Jun	Jul	Aug	Sep	Oct	Nov	Dec	Thru Dec	% Change	Total
Administrative Law	-	-	-	-	-	-	-	-	-	-	-	-	0	-100%	0
2022	-	-	-	-	-	-	-	-	1	-	1	-	2	▼	2
Capital Murder	-	-	1	-	-	-	-	-	-	-	-	-	1	1	1
2022	-	-	-	-	-	-	-	-	-	-	-	-	0	↔	0
Contested Divorce	3	1	1	2	1	1	4	3	1	-	-	2	19	171%	19
2022	-	-	1	1	1	-	-	1	2	-	-	1	7	▲	7
Domestic and Family - Level 1	-	7	2	2	1	4	1	1	4	-	-	-	22	69%	22
2022	-	-	1	-	3	1	1	3	2	-	-	2	13	▲	13
Domestic and Family - Level 2	2	-	-	-	1	-	-	1	2	3	1	-	10	67%	10
2022	-	-	-	1	1	1	-	-	1	2	-	-	6	▲	6
Felonies and Related Matters	56	25	28	24	10	36	48	27	28	64	22	28	396	8%	396
2022	38	20	85	11	2	35	15	24	10	62	18	45	365	▲	365
General Civil - Level 1	-	-	-	-	-	-	-	-	-	1	-	1	2	0%	2
2022	-	-	-	-	-	1	-	-	-	-	-	1	2	↔	2
General Civil - Level 2	4	-	1	1	7	3	3	1	6	2	7	2	37	54%	37
2022	1	2	3	3	2	-	1	1	5	1	3	2	24	▲	24
General Civil - Level 3	7	1	1	2	2	1	2	-	-	1	5	2	24	-29%	24
2022	2	3	2	2	-	1	3	5	7	3	3	3	34	▼	34
Miscellaneous Civil	79	83	85	65	72	68	64	71	61	76	59	57	840	12%	840
2022	51	68	77	49	66	66	73	67	53	63	53	67	753	▲	753
Misdemeanor	13	34	19	12	8	14	21	6	13	35	3	16	194	-11%	194
2022	6	6	42	11	13	19	20	11	20	20	24	26	218	▼	218
Other	9	5	8	4	5	4	6	5	5	3	9	7	70	-5%	70
2022	2	10	2	3	5	11	9	12	9	3	2	6	74	▼	74
Other Criminally Related Matters	1	4	3	1	3	1	7	3	7	1	-	2	33	136%	33
2022	-	3	1	-	-	1	2	3	1	-	1	2	14	▲	14
Probates/Wills & Trusts - Level 1	-	-	-	-	-	-	-	-	-	-	-	-	0	-100%	0
2022	-	-	-	-	-	1	-	-	-	-	-	-	1	▼	1
Probates/Wills & Trusts - Level 2	-	-	1	4	-	-	-	-	-	2	-	-	7	-13%	7
2022	-	1	-	-	2	1	1	1	1	-	-	1	8	▼	8
Protective Orders	-	-	-	-	-	-	-	-	1	-	-	-	3	50%	3
2022	-	-	-	-	-	-	-	2	-	-	-	-	2	▲	2
Uncontested Divorce	6	6	5	1	2	1	2	3	6	4	5	1	42	-14%	42
2022	4	6	9	4	1	4	3	1	4	3	5	5	49	▼	49

This report reflects data in the case management system. Numbers will update accordingly as reports are refreshed and posted.

PLN-CCMS-10.01 CASELOAD STATISTICS OF THE CIRCUIT COURTS

Lancaster

January 2022 -- December 2023 Filings

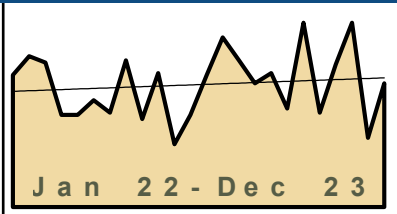
Alexandria and Fairfax Circuit are not Included in State Totals

Dashboard

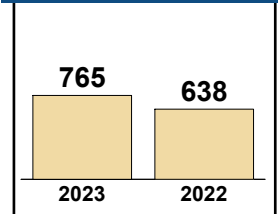
Court: Lancaster Circuit
Start/End Date: Jan-22 / Dec-23
2022 Average Month: 53
Jan-Dec 2022: 638
Filings Trending: ▲

Circuit/Court ID: 15 215103
Type of Case: Filings
2023 Average Month: 64
Jan-Dec 2023 : 765
Overall AVG. Month: 58

Monthly Filings Summary



Jan --- Dec Filings



Filings by Division

Divisions	Jan	Feb	Mar	Apr	May	Jun	Jul	Aug	Sep	Oct	Nov	Dec	Thru Dec	% Change	Total
Total	63	81	70	59	64	47	88	45	68	88	33	59	765	20%	765
2022	63	72	69	44	44	51	45	70	42	64	30	44	638	▲	638
Civil	3	4	7	10	13	5	4	8	2	5	3	12	76	-22%	76
2022	7	6	13	9	10	6	3	10	7	10	9	8	98	▼	98
Criminal	24	34	12	25	17	14	54	15	36	52	8	17	308	41%	308
2022	27	37	25	14	15	19	16	23	12	22	2	6	218	▲	218
Concealed Handgun Permits	25	31	41	16	18	16	23	10	23	20	19	22	264	6%	264
2022	23	21	27	13	14	23	23	24	18	28	16	20	250	▲	250
Miscellaneous/Other	11	12	10	8	16	12	7	12	7	11	3	8	117	67%	117
2022	6	8	4	7	5	3	3	13	5	4	3	9	70	▲	70
Others	-	-	-	-	-	-	-	-	-	-	-	-	0	-100%	0
2022	-	-	-	1	-	-	-	-	-	-	-	1	2	▼	2

Filings by Case Category

Case Categories	Jan	Feb	Mar	Apr	May	Jun	Jul	Aug	Sep	Oct	Nov	Dec	Thru Dec	% Change	Total
Administrative Law	1	-	-	-	-	-	-	-	-	-	-	-	1	1	1
2022	-	-	-	-	-	-	-	-	-	-	-	-	0	↔	0
Capital Murder	-	-	-	-	-	-	-	-	-	-	-	-	0	-100%	0
2022	-	-	2	-	-	-	-	-	-	-	-	-	2	▼	2
Contested Divorce	-	-	1	2	-	-	-	-	1	-	-	1	5	-29%	5
2022	-	-	1	-	2	-	-	1	1	1	-	1	7	▼	7
Domestic and Family - Level 1	-	-	1	2	-	-	-	3	-	-	-	1	8	-33%	8
2022	-	-	2	-	1	3	1	1	-	4	-	-	12	▼	12
Domestic and Family - Level 2	-	-	-	-	-	-	-	1	-	-	-	-	1	-80%	1
2022	-	-	2	1	-	-	-	-	-	-	-	1	5	▼	5
Felonies and Related Matters	12	27	12	17	11	13	41	8	30	40	2	17	230	64%	230
2022	25	21	22	9	3	18	4	9	12	12	2	3	140	▲	140
General Civil - Level 1	-	-	1	-	-	-	-	-	-	-	-	2	3	3	3
2022	-	-	-	-	-	-	-	-	-	-	-	-	0	↔	0
General Civil - Level 2	-	2	2	2	3	1	1	3	1	3	-	2	20	-13%	20
2022	3	1	2	1	-	1	1	3	1	1	4	5	23	▼	23
General Civil - Level 3	-	1	1	3	8	3	-	2	1	3	-	5	27	-16%	27
2022	3	2	4	6	4	1	-	4	4	1	1	2	32	▼	32
Miscellaneous Civil	30	41	46	21	29	27	25	21	27	26	22	27	342	13%	342
2022	28	29	29	19	17	24	25	33	23	31	18	26	302	▲	302
Misdemeanor	11	2	-	7	2	-	11	6	6	10	6	-	61	-13%	61
2022	2	15	1	5	11	1	12	13	-	8	1	1	70	▼	70
Other	6	1	5	2	6	-	7	-	2	3	-	3	35	67%	35
2022	2	1	2	2	3	2	1	3	-	-	2	3	21	▲	21
Other Criminally Related Matters	1	5	-	1	4	1	2	1	-	2	1	-	18	125%	18
2022	-	1	-	-	1	-	-	1	1	2	-	2	8	▲	8
Probates/Wills & Trusts - Level 2	1	-	1	-	1	-	-	-	-	1	-	-	4	100%	4
2022	-	-	1	-	-	-	-	-	-	1	-	-	2	▲	2
Uncontested Divorce	1	2	-	2	-	2	1	-	-	-	1	1	10	-29%	10
2022	-	2	1	1	2	1	1	2	-	2	2	-	14	▼	14

This report reflects data in the case management system. Numbers will update accordingly as reports are refreshed and posted.

PLN-CCMS-10.01 CASELOAD STATISTICS OF THE CIRCUIT COURTS

Northumberland

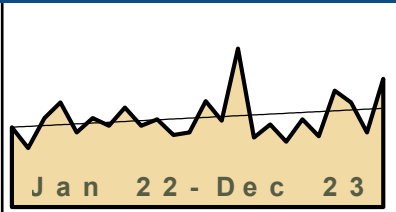
January 2022 -- December 2023 Filings

Alexandria and Fairfax Circuit are not Included in State Totals

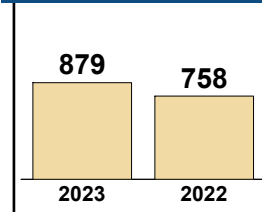
Dashboard

Court: Northumberland Circuit
Circuit/Court ID: 15 215133
Start/End Date: Jan-22 / Dec-23
Type of Case: Filings
2022 Average Month: 63
2023 Average Month: 73
Jan-Dec 2022: 758
Jan-Dec 2023 : 879
Filings Trending: ▲
Overall AVG. Month: 68

Monthly Filings Summary



Jan --- Dec Filings



Filings by Division

Divisions		Jan	Feb	Mar	Apr	May	Jun	Jul	Aug	Sep	Oct	Nov	Dec	Thru Dec	% Change	Total
Total	2023	81	66	121	53	63	50	67	54	89	80	57	98	879	16%	879
	2022	61	45	68	80	57	68	62	76	62	67	55	57	758	▲	758
Civil	2023	20	12	17	10	9	7	6	13	4	8	6	4	116	9%	116
	2022	7	8	11	7	15	5	4	16	9	10	10	4	106	▲	106
Criminal	2023	15	3	33	6	11	9	24	6	55	25	18	23	228	1%	228
	2022	11	3	32	44	19	15	29	24	16	20	1	12	226	▲	226
Concealed Handgun Permits	2023	38	26	34	23	26	22	24	22	17	30	22	13	297	-3%	297
	2022	34	24	18	22	11	30	22	25	24	25	36	34	305	▼	305
Miscellaneous/Other	2023	8	25	37	14	17	12	13	13	13	16	10	58	236	95%	236
	2022	9	10	7	7	12	18	7	11	13	12	8	7	121	▲	121
Others	2023	-	-	-	-	-	-	-	-	-	1	1	-	2	2	2
	2022	-	-	-	-	-	-	-	-	-	-	-	-	0	↔	0

Filings by Case Category


Case Categories		Jan	Feb	Mar	Apr	May	Jun	Jul	Aug	Sep	Oct	Nov	Dec	Thru Dec	% Change	Total
Administrative Law	2023	-	-	-	-	-	-	-	1	-	-	-	-	1	0%	1
	2022	-	-	-	-	-	-	-	-	-	-	-	1	1	↔	1
Capital Murder	2023	-	-	-	-	-	-	-	-	-	-	-	-	0	-100%	0
	2022	-	-	-	-	-	-	-	-	-	1	-	-	1	▼	1
Contested Divorce	2023	1	-	2	-	2	1	-	2	-	1	-	-	9	-18%	9
	2022	-	2	-	1	1	-	2	-	2	1	2	-	11	▼	11
Domestic and Family - Level 1	2023	7	2	2	1	-	-	-	1	-	-	-	-	13	18%	13
	2022	-	-	1	-	-	-	-	1	6	-	-	3	11	▲	11
Domestic and Family - Level 2	2023	-	-	-	-	-	-	-	-	-	1	1	-	2	0%	2
	2022	-	-	-	-	1	-	-	-	-	-	1	-	2	↔	2
Felonies and Related Matters	2023	6	2	27	6	9	6	19	4	51	21	14	23	188	3%	188
	2022	10	2	31	44	16	14	26	12	7	11	-	9	182	▲	182
General Civil - Level 1	2023	-	-	1	-	-	-	1	1	1	1	-	-	5	5	5
	2022	-	-	-	-	-	-	-	-	-	-	-	-	0	↔	0
General Civil - Level 2	2023	3	2	5	2	-	-	1	4	-	2	2	2	23	5%	23
	2022	3	-	2	-	3	1	-	4	2	2	3	2	22	▲	22
General Civil - Level 3	2023	1	7	1	3	6	4	3	3	1	-	1	-	30	36%	30
	2022	2	2	3	2	2	1	-	2	3	4	1	-	22	▲	22
Miscellaneous Civil	2023	41	28	44	29	33	24	26	25	22	38	28	16	354	-2%	354
	2022	39	31	22	23	15	41	24	26	32	29	40	39	361	▼	361
Misdemeanor	2023	9	1	3	1	1	1	4	-	1	2	3	-	26	-19%	26
	2022	-	1	1	-	2	-	3	8	8	7	1	1	32	▼	32
Other	2023	8	23	29	9	9	9	10	8	8	9	5	55	182	168%	182
	2022	5	3	3	6	8	6	5	11	5	9	5	2	68	▲	68
Other Criminally Related Matters	2023	-	-	3	-	1	2	1	2	3	2	1	-	15	25%	15
	2022	1	-	-	-	2	1	-	4	1	1	-	2	12	▲	12
Probates/Wills & Trusts - Level 1	2023	-	-	-	-	-	1	-	-	-	-	-	-	1	-75%	1
	2022	-	1	-	1	-	1	-	-	1	-	-	-	4	▼	4
Probates/Wills & Trusts - Level 2	2023	-	1	-	-	-	-	1	2	-	1	-	1	5	150%	5
	2022	-	-	-	-	-	1	1	-	-	-	-	-	2	▲	2
Uncontested Divorce	2023	5	-	4	2	2	2	2	1	2	2	2	1	25	-7%	25
	2022	1	3	5	3	7	2	-	3	1	1	-	1	27	▼	27

This report reflects data in the case management system. Numbers will update accordingly as reports are refreshed and posted.

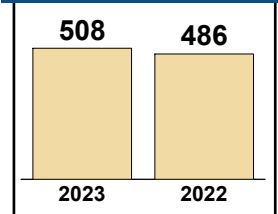
Dashboard

Court: Richmond County Circuit
Circuit/Court ID: 15 215159
Start/End Date: Jan-22 / Dec-23
Type of Case: Filings
2022 Average Month: 41
2023 Average Month: 42
Jan-Dec 2022: 486
Jan-Dec 2023 : 508
Filings Trending: ▲
Overall AVG. Month: 41

Monthly Filings Summary



Jan --- Dec Filings



Filings by Division

Divisions		Jan	Feb	Mar	Apr	May	Jun	Jul	Aug	Sep	Oct	Nov	Dec	Thru Dec	% Change	Total
Total	2023	44	57	34	49	36	38	28	27	51	76	46	22	508	5%	508
	2022	33	45	41	51	31	37	43	37	55	47	27	39	486	▲	486
Civil	2023	4	10	5	5	4	4	2	6	2	10	4	2	58	14%	58
	2022	4	5	7	5	8	4	6	1	5	2	3	1	51	▲	51
Criminal	2023	18	15	6	20	15	15	14	9	27	43	35	7	224	-3%	224
	2022	17	15	10	36	7	15	23	19	36	31	5	16	230	▼	230
Concealed Handgun Permits	2023	18	25	21	21	11	15	7	7	16	9	3	12	165	-2%	165
	2022	6	20	20	9	15	11	11	13	12	14	16	21	168	▼	168
Miscellaneous/ Other	2023	4	7	2	3	6	4	5	5	6	14	4	1	61	65%	61
	2022	6	5	4	1	1	7	3	4	2	-	3	1	37	▲	37

Filings by Case Category

Case Categories		Jan	Feb	Mar	Apr	May	Jun	Jul	Aug	Sep	Oct	Nov	Dec	Thru Dec	% Change	Total
Administrative Law	2023	-	-	-	1	-	-	-	-	-	-	-	-	1	1	1
	2022	-	-	-	-	-	-	-	-	-	-	-	-	0	↔	0
Contested Divorce	2023	-	-	-	-	-	1	-	-	-	2	2	-	5	-29%	5
	2022	1	1	-	2	-	1	1	-	-	1	-	-	7	▼	7
Domestic and Family - Level 1	2023	1	2	-	1	-	-	-	-	1	2	-	-	7	75%	7
	2022	-	1	-	-	2	-	-	-	-	-	1	-	4	▲	4
Domestic and Family - Level 2	2023	-	-	-	-	-	-	-	-	-	1	-	-	1	0%	1
	2022	-	-	-	-	-	-	1	-	-	-	-	-	1	↔	1
Felonies and Related Matters	2023	8	9	3	14	11	10	10	3	11	20	32	2	133	-17%	133
	2022	13	8	5	29	1	6	10	13	31	25	5	14	160	▼	160
General Civil - Level 1	2023	-	-	-	1	2	-	-	-	-	-	-	-	3	200%	3
	2022	-	-	-	1	-	-	-	-	-	-	-	-	1	▲	1
General Civil - Level 2	2023	-	3	2	-	2	1	-	4	-	-	-	2	14	133%	14
	2022	1	-	1	1	1	-	-	-	1	1	1	-	6	▲	6
General Civil - Level 3	2023	-	1	-	1	2	-	-	1	1	1	2	-	9	-18%	9
	2022	-	2	5	-	2	-	-	-	2	-	-	-	11	▼	11
Miscellaneous Civil	2023	22	30	23	23	13	18	10	11	20	17	6	13	206	2%	206
	2022	12	25	23	10	16	18	14	16	13	14	18	22	201	▲	201
Misdemeanor	2023	8	6	1	4	3	4	4	4	10	21	2	-	67	26%	67
	2022	3	6	4	7	2	6	11	5	5	3	-	1	53	▲	53
Other	2023	1	2	-	1	1	1	2	1	1	5	1	-	16	220%	16
	2022	-	-	1	-	-	1	1	1	1	-	-	-	5	▲	5
Other Criminally Related Matters	2023	2	-	2	2	1	1	-	2	6	2	1	5	24	41%	24
	2022	1	1	1	-	4	3	2	1	-	3	-	1	17	▲	17
Probates/Wills & Trusts - Level 1	2023	-	-	-	-	-	-	-	-	1	-	-	-	1	1	1
	2022	-	-	-	-	-	-	-	-	-	-	-	-	0	↔	0
Probates/Wills & Trusts - Level 2	2023	-	-	-	-	-	-	1	-	-	-	-	-	1	-67%	1
	2022	1	-	-	1	-	-	-	-	-	-	1	-	3	▼	3
Uncontested Divorce	2023	2	4	3	1	1	2	1	1	-	5	-	-	20	18%	20
	2022	1	1	2	-	3	2	3	1	2	-	1	1	17	▲	17

PLN-CCMS-10.01 CASELOAD STATISTICS OF THE CIRCUIT COURTS

Spotsylvania

January 2022 -- December 2023 Filings


Alexandria and Fairfax Circuit are not Included in State Totals

Dashboard

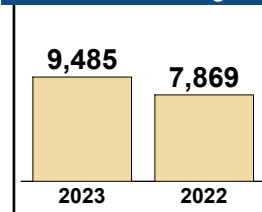
Court: Spotsylvania Circuit
Start/End Date: Jan-22 / Dec-23
2022 Average Month: 656
Jan-Dec 2022: 7,869
Filings Trending: ▲

Circuit/Court ID: 15 215177
Type of Case: Filings
2023 Average Month: 790
Jan-Dec 2023 : 9,485
Overall AVG. Month: 723

Monthly Filings Summary



Jan --- Dec Filings



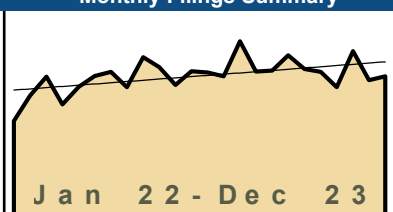
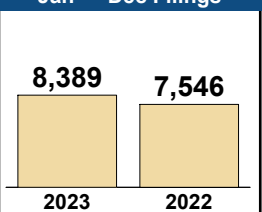
Filings by Division

Divisions		Jan	Feb	Mar	Apr	May	Jun	Jul	Aug	Sep	Oct	Nov	Dec	Thru Dec	% Change	Total
Total	2023	1,011	774	997	698	956	696	591	735	737	930	723	637	9,485	21%	9,485
	2022	377	549	772	716	641	666	581	748	675	772	687	685	7,869	▲	7,869
Civil	2023	101	59	137	95	87	70	65	58	111	77	91	66	1,017	-6%	1,017
	2022	53	79	126	87	112	83	69	114	128	72	92	72	1,087	▼	1,087
Criminal	2023	357	311	317	244	455	290	201	325	302	468	271	272	3,813	30%	3,813
	2022	125	205	327	356	222	229	201	295	237	262	294	180	2,933	▲	2,933
Concealed Handgun Permits	2023	410	288	392	242	289	229	230	221	195	276	251	204	3,227	11%	3,227
	2022	157	198	221	195	239	272	242	242	241	331	233	345	2,916	▲	2,916
Miscellaneous/ Other	2023	142	115	149	116	125	107	94	131	128	109	110	95	1,421	54%	1,421
	2022	42	67	98	76	68	78	69	97	68	106	68	88	925	▲	925
Others	2023	1	1	2	1	-	-	1	-	1	-	-	-	7	-13%	7
	2022	-	-	-	2	-	4	-	-	1	1	-	-	8	▼	8

Filings by Case Category

Case Categories		Jan	Feb	Mar	Apr	May	Jun	Jul	Aug	Sep	Oct	Nov	Dec	Thru Dec	% Change	Total
Administrative Law	2023	1	1	2	-	1	1	1	-	-	2	2	-	11	450%	11
	2022	1	-	-	-	-	-	-	-	-	-	-	1	2	▲	2
Capital Murder	2023	-	-	-	-	-	-	-	-	-	-	-	-	0	-100%	0
	2022	-	-	-	-	-	-	-	-	-	-	-	1	1	▼	1
Contested Divorce	2023	9	14	12	10	15	9	6	6	10	4	11	7	113	-12%	113
	2022	5	15	16	12	10	11	7	10	13	9	11	10	129	▼	129
Domestic and Family - Level 1	2023	40	4	61	33	20	14	9	6	30	11	23	11	262	6%	262
	2022	10	5	48	24	14	9	23	47	22	13	25	8	248	▲	248
Domestic and Family - Level 2	2023	1	2	4	2	9	2	5	3	3	5	4	3	43	-73%	43
	2022	6	6	25	2	38	6	3	4	52	6	6	4	158	▼	158
Felonies and Related Matters	2023	241	224	211	153	325	201	135	227	199	288	184	167	2,555	21%	2,555
	2022	101	134	243	270	161	160	136	204	168	188	215	128	2,108	▲	2,108
General Civil - Level 1	2023	2	1	-	1	-	3	3	-	1	1	1	1	14	1,300%	14
	2022	-	-	-	-	-	-	-	-	-	-	-	1	1	▲	1
General Civil - Level 2	2023	14	14	19	17	14	18	17	18	29	22	15	18	215	26%	215
	2022	14	12	10	17	28	14	7	11	16	16	16	10	171	▲	171
General Civil - Level 3	2023	8	6	9	9	7	8	5	7	9	13	12	8	101	25%	101
	2022	4	5	5	6	4	10	7	10	10	7	7	6	81	▲	81
Miscellaneous Civil	2023	482	338	468	316	335	288	274	277	271	330	310	257	3,946	8%	3,946
	2022	187	251	308	259	299	337	303	318	293	402	276	406	3,639	▲	3,639
Misdemeanor	2023	101	74	88	71	107	69	54	87	84	161	76	89	1,061	55%	1,061
	2022	16	63	70	77	48	56	55	79	58	51	72	39	684	▲	684
Other	2023	70	60	70	43	74	46	45	68	54	56	54	39	679	279%	679
	2022	10	14	10	12	7	15	7	22	11	31	15	25	179	▲	179
Other Criminally Related Matters	2023	15	13	19	20	23	20	12	12	19	19	11	16	199	34%	199
	2022	8	10	14	9	13	13	11	13	11	23	9	15	149	▲	149
Probates/Wills & Trusts - Level 1	2023	-	-	-	-	-	-	-	-	-	-	-	-	0	-100%	0
	2022	-	-	-	1	-	-	-	-	-	-	-	-	1	▼	1
Probates/Wills & Trusts - Level 2	2023	5	5	7	2	3	1	6	6	3	3	6	2	49	20%	49
	2022	-	9	5	2	4	7	2	5	2	1	-	4	41	▲	41
Uncontested Divorce	2023	22	18	27	21	23	16	19	18	25	15	14	19	237	-14%	237
	2022	15	25	18	25	15	28	20	25	19	25	35	27	277	▼	277

This report reflects data in the case management system. Numbers will update accordingly as reports are refreshed and posted.

Dashboard		Monthly Filings Summary		Jan --- Dec Filings	
<p>Court: Stafford Circuit Start/End Date: Jan-22 / Dec-23 2022 Average Month: 629 Jan-Dec 2022: 7,546 Filings Trending: ▲</p>	<p>Circuit/Court ID: 15 215179 Type of Case: Filings 2023 Average Month: 699 Jan-Dec 2023 : 8,389 Overall AVG. Month: 664</p>	 <p>Jan 22 - Dec 23</p>		 <p>8,389 2023 vs 7,546 2022</p>	

Filings by Division																
Divisions		Jan	Feb	Mar	Apr	May	Jun	Jul	Aug	Sep	Oct	Nov	Dec	Thru Dec	% Change	Total
Total	2023	680	662	830	685	690	763	698	683	610	782	644	662	8,389	11%	8,389
	2022	449	571	660	528	612	664	683	610	754	707	621	687	7,546	▲	7,546
Civil	2023	83	63	99	80	93	81	69	96	70	93	83	80	990	17%	990
	2022	51	67	71	72	61	78	76	76	69	88	72	62	843	▲	843
Criminal	2023	206	254	354	288	281	399	339	310	266	334	255	287	3,573	23%	3,573
	2022	149	207	279	191	252	243	267	169	358	257	273	263	2,908	▲	2,908
Concealed Handgun Permits	2023	299	273	299	241	246	213	216	197	201	272	231	220	2,908	1%	2,908
	2022	183	229	243	189	210	251	249	285	256	287	213	285	2,880	▲	2,880
Miscellaneous/ Other	2023	92	72	77	76	70	70	74	80	73	83	75	75	917	1%	917
	2022	65	67	65	72	89	91	91	80	71	75	63	77	906	▲	906
Others	2023	-	-	1	-	-	-	-	-	-	-	-	-	1	-89%	1
	2022	1	1	2	4	-	1	-	-	-	-	-	-	9	▼	9

Filings by Case Category																
Case Categories		Jan	Feb	Mar	Apr	May	Jun	Jul	Aug	Sep	Oct	Nov	Dec	Thru Dec	% Change	Total
Administrative Law	2023	2	1	2	2	-	2	-	3	1	1	-	2	16	433%	16
	2022	-	-	2	-	1	-	-	-	-	-	-	-	3	▲	3
Capital Murder	2023	-	-	-	1	-	-	-	-	1	-	-	-	2	100%	2
	2022	-	-	-	-	-	-	-	-	-	-	1	-	1	▲	1
Contested Divorce	2023	8	9	13	8	11	11	15	12	4	10	7	14	122	4%	122
	2022	14	9	9	5	11	11	10	7	6	13	14	8	117	▲	117
Domestic and Family - Level 1	2023	9	6	15	11	18	20	13	19	11	7	14	6	149	30%	149
	2022	4	8	20	8	11	11	13	10	5	17	4	4	115	▲	115
Domestic and Family - Level 2	2023	8	4	3	9	2	3	4	6	4	5	6	2	56	8%	56
	2022	-	1	3	4	4	6	6	5	6	5	7	5	52	▲	52
Felonies and Related Matters	2023	139	177	235	186	191	280	218	224	183	224	155	194	2,406	27%	2,406
	2022	98	132	170	136	140	157	174	113	237	178	169	194	1,898	▲	1,898
General Civil - Level 1	2023	1	-	1	1	1	-	2	1	-	2	1	1	11	10%	11
	2022	-	2	-	1	1	-	2	1	2	1	-	-	10	▲	10
General Civil - Level 2	2023	14	21	19	19	24	16	17	29	17	27	18	13	234	35%	234
	2022	11	9	18	18	6	14	18	14	19	20	15	11	173	▲	173
General Civil - Level 3	2023	7	5	11	11	12	8	7	13	9	9	13	11	116	21%	116
	2022	8	2	3	7	5	13	7	13	6	10	10	12	96	▲	96
Miscellaneous Civil	2023	388	335	372	312	311	276	283	264	270	349	300	287	3,747	1%	3,747
	2022	239	294	305	256	294	331	333	356	324	350	267	353	3,702	▲	3,702
Misdemeanor	2023	48	59	86	81	80	110	102	69	72	89	76	75	947	19%	947
	2022	33	61	82	42	97	70	74	37	97	64	83	58	798	▲	798
Other	2023	2	-	1	2	4	1	3	-	2	2	2	-	19	-21%	19
	2022	2	2	3	7	-	1	1	1	2	2	1	2	24	▼	24
Other Criminally Related Matters	2023	21	18	33	21	12	15	19	20	11	21	24	19	234	7%	234
	2022	19	15	27	14	16	16	19	21	24	15	22	11	219	▲	219
Probates/Wills & Trusts - Level 1	2023	-	-	-	-	-	-	-	1	-	-	-	-	1	1	1
	2022	-	-	-	-	-	-	-	-	-	-	-	-	0	↔	0
Probates/Wills & Trusts - Level 2	2023	6	4	7	1	3	3	3	2	4	5	6	2	46	0%	46
	2022	3	1	1	2	6	1	3	4	8	4	9	4	46	↔	46
Uncontested Divorce	2023	27	23	32	20	21	18	12	20	21	31	22	36	283	-3%	283
	2022	18	35	17	28	20	33	23	28	18	28	19	25	292	▼	292

This report reflects data in the case management system. Numbers will update accordingly as reports are refreshed and posted.

PLN-CCMS-10.01 CASELOAD STATISTICS OF THE CIRCUIT COURTS

Westmoreland

January 2022 -- December 2023 Filings

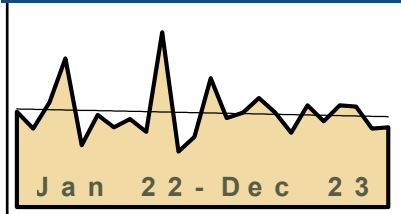
Alexandria and Fairfax Circuit are not Included in State Totals

Dashboard

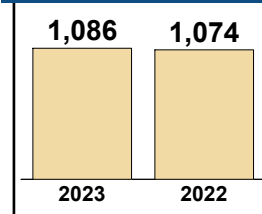
Court: Westmoreland Circuit
Start/End Date: Jan-22 / Dec-23
2022 Average Month: 90
Jan-Dec 2022: 1,074
Filings Trending: ↔

Circuit/Court ID: 15 215193
Type of Case: Filings
2023 Average Month: 91
Jan-Dec 2023 : 1,086
Overall AVG. Month: 90

Monthly Filings Summary



Jan --- Dec Filings



Filings by Division

Divisions		Jan	Feb	Mar	Apr	May	Jun	Jul	Aug	Sep	Oct	Nov	Dec	Thru Dec	% Change	Total
Total	2023	123	85	90	104	90	71	97	82	97	96	75	76	1,086	1%	1,086
	2022	91	75	100	142	59	88	76	84	72	167	53	67	1,074	▲	1,074
Civil	2023	13	10	6	12	25	12	11	16	14	7	10	4	140	37%	140
	2022	10	8	11	2	7	17	3	9	5	17	5	8	102	▲	102
Criminal	2023	54	31	30	53	27	30	48	25	38	58	24	31	449	-14%	449
	2022	46	34	49	86	22	31	35	26	35	109	18	31	522	▼	522
Concealed Handgun Permits	2023	47	40	45	32	29	22	29	34	31	27	31	29	396	7%	396
	2022	30	28	33	47	22	32	30	38	28	36	22	24	370	▲	370
Miscellaneous/ Other	2023	9	4	9	7	9	7	8	7	14	4	10	12	100	27%	100
	2022	5	4	7	7	8	8	8	11	4	5	8	4	79	▲	79
Others	2023	-	-	-	-	-	-	1	-	-	-	-	-	1	0%	1
	2022	-	1	-	-	-	-	-	-	-	-	-	-	1	↔	1

Filings by Case Category

Case Categories		Jan	Feb	Mar	Apr	May	Jun	Jul	Aug	Sep	Oct	Nov	Dec	Thru Dec	% Change	Total
Administrative Law	2023	-	-	-	-	-	-	-	-	-	-	-	-	0	-100%	0
	2022	-	-	-	-	-	1	-	1	-	-	-	-	2	▼	2
Contested Divorce	2023	1	-	1	1	1	1	1	-	2	2	1	-	11	-15%	11
	2022	2	1	1	-	1	1	1	1	1	2	-	2	13	▼	13
Domestic and Family - Level 1	2023	4	1	2	1	11	6	6	9	1	2	1	1	45	96%	45
	2022	1	2	4	1	-	4	1	2	1	3	4	-	23	▲	23
Domestic and Family - Level 2	2023	-	-	-	-	1	-	-	-	1	-	-	-	2	0%	2
	2022	1	-	1	-	-	-	-	-	-	-	-	-	2	↔	2
Felonies and Related Matters	2023	20	16	16	36	17	24	35	14	22	54	21	16	291	-25%	291
	2022	36	26	25	79	20	22	23	16	12	98	14	18	389	▼	389
General Civil - Level 1	2023	-	-	1	-	1	-	2	-	-	-	-	-	4	4	4
	2022	-	-	-	-	-	-	-	-	-	-	-	-	0	↔	0
General Civil - Level 2	2023	-	1	3	1	1	1	3	2	3	-	3	4	22	-15%	22
	2022	2	2	1	5	4	1	2	2	1	2	2	2	26	▼	26
General Civil - Level 3	2023	1	1	-	9	7	2	1	1	2	-	1	1	26	63%	26
	2022	3	1	1	-	-	4	-	4	1	-	-	2	16	▲	16
Miscellaneous Civil	2023	55	44	50	38	37	29	35	41	43	31	39	37	479	13%	479
	2022	34	31	39	50	28	38	36	44	30	40	27	27	424	▲	424
Misdemeanor	2023	28	10	2	16	10	4	10	8	8	4	2	7	109	56%	109
	2022	3	6	8	6	-	5	8	4	8	11	1	10	70	▲	70
Other	2023	1	-	-	-	-	1	1	-	1	-	2	-	6	100%	6
	2022	-	1	1	-	1	-	-	-	-	-	-	-	3	▲	3
Other Criminally Related Matters	2023	11	5	12	1	-	2	3	3	8	-	2	8	55	-17%	55
	2022	7	3	16	1	2	5	4	6	15	1	3	3	66	▼	66
Probates/Wills & Trusts - Level 2	2023	-	-	1	-	-	1	-	1	-	-	1	-	4	33%	4
	2022	1	-	-	-	-	1	-	-	-	1	-	-	3	▲	3
Protective Orders	2023	-	-	-	-	-	-	-	-	-	1	-	-	1	1	1
	2022	-	-	-	-	-	-	-	-	-	-	-	-	0	↔	0
Uncontested Divorce	2023	2	7	2	1	4	-	-	3	6	2	2	2	31	-16%	31
	2022	1	2	3	-	3	6	1	4	3	9	2	3	37	▼	37

This report reflects data in the case management system. Numbers will update accordingly as reports are refreshed and posted.

PLN-CCMS-10.01 CASELOAD STATISTICS OF THE CIRCUIT COURTS

Fredericksburg

January 2022 -- December 2023 Filings

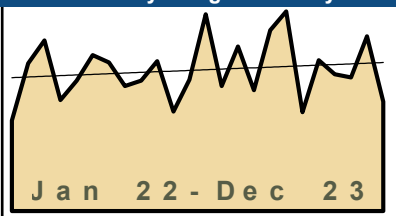
Alexandria and Fairfax Circuit are not Included in State Totals

Dashboard

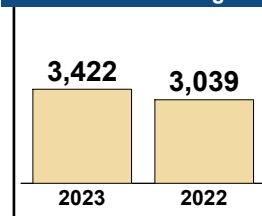
Court: Fredericksburg Circuit
Start/End Date: Jan-22 / Dec-23
2022 Average Month: 253
Jan-Dec 2022: 3,039
Filings Trending: ▲

Circuit/Court ID: 15 215630
Type of Case: Filings
2023 Average Month: 285
Jan-Dec 2023 : 3,422
Overall AVG. Month: 269

Monthly Filings Summary



Jan --- Dec Filings



Filings by Division

Divisions		Jan	Feb	Mar	Apr	May	Jun	Jul	Aug	Sep	Oct	Nov	Dec	Thru Dec	% Change	Total
Total	2023	376	239	314	231	345	381	189	288	261	255	334	209	3,422	13%	3,422
	2022	173	282	326	212	249	298	284	239	249	286	190	251	3,039	▲	3,039
Civil	2023	52	52	68	50	55	61	51	50	52	35	33	21	580	6%	580
	2022	32	35	76	37	37	52	67	59	31	48	34	37	545	▲	545
Criminal	2023	236	130	156	104	216	245	71	150	141	155	224	145	1,973	17%	1,973
	2022	94	188	183	123	152	171	126	114	145	147	95	154	1,692	▲	1,692
Concealed Handgun Permits	2023	28	27	30	42	28	23	26	23	24	20	37	15	323	17%	323
	2022	14	19	30	13	25	28	33	26	17	25	22	25	277	▲	277
Miscellaneous/ Other	2023	58	30	60	35	46	52	41	65	42	45	40	28	542	3%	542
	2022	33	40	37	39	35	47	58	40	56	66	39	35	525	▲	525
Others	2023	2	-	-	-	-	-	-	-	2	-	-	-	4	4	4
	2022	-	-	-	-	-	-	-	-	-	-	-	-	0	↔	0

Filings by Case Category

Case Categories		Jan	Feb	Mar	Apr	May	Jun	Jul	Aug	Sep	Oct	Nov	Dec	Thru Dec	% Change	Total
Administrative Law	2023	1	-	-	1	-	1	-	1	1	-	1	1	7	17%	7
	2022	-	-	-	1	-	-	2	-	1	1	-	1	6	▲	6
Capital Murder	2023	-	-	-	-	-	-	-	-	-	1	-	-	1	-50%	1
	2022	-	-	-	-	-	-	-	-	-	-	2	-	2	▼	2
Contested Divorce	2023	6	5	3	4	8	7	7	6	9	4	7	3	69	10%	69
	2022	5	5	8	5	3	3	6	8	5	5	4	6	63	▲	63
Domestic and Family - Level 1	2023	14	5	6	4	3	4	3	-	3	-	-	-	42	-54%	42
	2022	6	1	19	5	2	25	12	5	2	12	-	3	92	▼	92
Domestic and Family - Level 2	2023	4	9	10	12	14	18	6	10	12	13	5	1	114	119%	114
	2022	-	1	9	6	6	1	8	14	2	1	3	1	52	▲	52
Felonies and Related Matters	2023	160	93	100	77	136	161	42	105	95	90	112	83	1,254	15%	1,254
	2022	69	109	131	89	86	108	83	69	95	81	65	105	1,090	▲	1,090
General Civil - Level 1	2023	2	1	1	5	1	1	1	-	3	-	2	-	17	89%	17
	2022	-	-	2	-	-	1	3	-	-	-	1	2	9	▲	9
General Civil - Level 2	2023	10	15	19	11	9	10	18	19	8	7	8	6	140	35%	140
	2022	11	10	8	8	10	9	9	8	7	11	7	6	104	▲	104
General Civil - Level 3	2023	5	5	6	5	3	2	4	2	1	4	1	2	40	-26%	40
	2022	2	1	6	-	1	4	12	4	4	11	6	3	54	▼	54
Miscellaneous Civil	2023	56	49	52	55	42	54	35	48	49	34	51	27	552	10%	552
	2022	32	32	44	33	44	45	49	37	38	58	44	46	502	▲	502
Misdemeanor	2023	70	29	50	24	70	76	23	40	39	57	108	53	639	20%	639
	2022	24	75	51	26	54	51	39	40	44	61	20	47	532	▲	532
Other	2023	29	9	42	18	34	21	30	37	18	28	25	17	308	7%	308
	2022	15	28	23	19	18	30	38	31	31	25	16	15	289	▲	289
Other Criminally Related Matters	2023	7	8	6	3	10	8	6	7	7	8	4	9	83	19%	83
	2022	1	4	2	8	12	12	4	5	6	5	9	2	70	▲	70
Probates/Wills & Trusts - Level 1	2023	-	-	-	-	-	1	-	-	-	-	-	-	1	1	1
	2022	-	-	-	-	-	-	-	-	-	-	-	-	0	↔	0
Probates/Wills & Trusts - Level 2	2023	2	1	3	1	1	1	1	1	1	-	-	-	12	-45%	12
	2022	-	-	2	-	1	-	1	5	4	1	5	3	22	▼	22
Uncontested Divorce	2023	10	10	16	11	14	16	13	12	15	9	10	7	143	-6%	143
	2022	8	16	21	12	12	9	18	13	10	13	7	13	152	▼	152

This report reflects data in the case management system. Numbers will update accordingly as reports are refreshed and posted.

PLN-CCMS-10.01 CASELOAD STATISTICS OF THE CIRCUIT COURTS

Albemarle

January 2022 -- December 2023 Filings

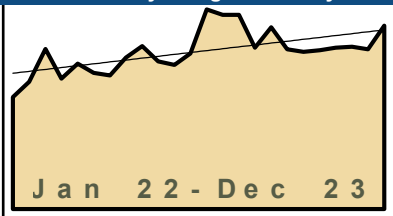
Alexandria and Fairfax Circuit are not Included in State Totals

Dashboard

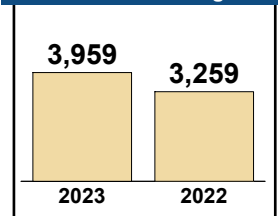
Court: Albemarle Circuit
Start/End Date: Jan-22 / Dec-23
2022 Average Month: 272
Jan-Dec 2022: 3,259
Filings Trending: ▲

Circuit/Court ID: 16 216003
Type of Case: Filings
2023 Average Month: 330
Jan-Dec 2023 : 3,959
Overall AVG. Month: 301

Monthly Filings Summary



Jan --- Dec Filings



Filings by Division

Divisions		Jan	Feb	Mar	Apr	May	Jun	Jul	Aug	Sep	Oct	Nov	Dec	Thru Dec	% Change	Total
Total	2023	381	371	371	308	347	305	300	303	308	310	305	350	3,959	21%	3,959
	2022	214	243	306	249	278	260	255	289	311	282	275	297	3,259	▲	3,259
Civil	2023	48	60	49	55	65	51	60	49	49	65	63	44	658	-4%	658
	2022	48	50	90	52	70	53	54	57	64	41	53	54	686	▼	686
Criminal	2023	37	89	63	52	43	45	45	53	60	48	43	65	643	13%	643
	2022	22	53	30	39	39	55	60	40	58	52	51	68	567	▲	567
Concealed Handgun Permits	2023	129	105	135	88	94	82	78	88	91	78	89	83	1,140	14%	1,140
	2022	70	69	90	76	59	77	79	92	92	95	98	99	996	▲	996
Miscellaneous/ Other	2023	167	116	122	110	140	124	116	111	108	118	110	155	1,497	50%	1,497
	2022	74	71	96	81	110	74	62	98	95	93	71	75	1,000	▲	1,000
Others	2023	-	1	2	3	5	3	1	2	-	1	-	3	21	110%	21
	2022	-	-	-	1	-	1	-	2	2	1	2	1	10	▲	10

Filings by Case Category

Case Categories		Jan	Feb	Mar	Apr	May	Jun	Jul	Aug	Sep	Oct	Nov	Dec	Thru Dec	% Change	Total
Administrative Law	2023	-	-	1	4	-	-	2	1	-	-	-	-	8	33%	8
	2022	1	-	2	-	1	1	-	-	-	-	1	-	6	▲	6
Capital Murder	2023	-	-	-	-	6	-	-	-	-	-	-	-	6	500%	6
	2022	-	-	-	-	-	-	-	-	-	-	-	1	1	▲	1
Contested Divorce	2023	6	5	12	7	7	7	3	6	7	5	3	3	71	-11%	71
	2022	2	5	7	7	9	7	7	8	8	3	8	9	80	▼	80
Domestic and Family - Level 1	2023	10	10	3	3	7	1	15	-	5	14	6	4	78	-21%	78
	2022	4	8	20	3	10	7	9	16	6	7	7	2	99	▼	99
Domestic and Family - Level 2	2023	2	1	1	2	5	4	4	5	2	6	2	8	42	-22%	42
	2022	5	8	11	2	5	4	7	1	5	-	4	2	54	▼	54
Felonies and Related Matters	2023	32	75	49	41	29	32	33	49	47	35	36	63	521	21%	521
	2022	13	45	18	31	29	42	48	26	42	40	41	57	432	▲	432
General Civil - Level 1	2023	1	1	1	2	2	1	-	-	2	2	4	2	18	200%	18
	2022	1	-	1	-	1	-	-	-	-	-	1	-	6	▲	6
General Civil - Level 2	2023	12	10	6	14	16	12	10	14	15	21	11	6	147	12%	147
	2022	7	10	14	9	9	14	13	10	13	7	13	12	131	▲	131
General Civil - Level 3	2023	5	7	4	3	1	6	4	5	3	7	18	6	69	-18%	69
	2022	7	4	15	5	6	9	-	5	11	9	5	8	84	▼	84
Miscellaneous Civil	2023	166	136	180	124	139	128	119	121	130	121	125	121	1,610	11%	1,610
	2022	94	101	123	128	109	116	100	133	142	141	129	141	1,457	▲	1,457
Misdemeanor	2023	5	11	13	7	5	10	12	3	13	9	5	2	95	-23%	95
	2022	9	7	12	6	10	11	11	14	14	10	9	10	123	▼	123
Other	2023	125	81	79	75	100	82	75	82	63	71	71	115	1,019	98%	1,019
	2022	50	36	60	31	59	29	38	57	42	41	38	33	514	▲	514
Other Criminally Related Matters	2023	-	3	1	4	3	3	-	1	-	4	3	-	22	57%	22
	2022	-	1	-	2	-	2	1	1	3	2	2	-	14	▲	14
Probates/Wills & Trusts - Level 1	2023	-	1	-	-	-	3	-	1	-	-	1	-	6	0%	6
	2022	1	1	-	-	1	-	1	1	-	-	-	1	6	↔	6
Probates/Wills & Trusts - Level 2	2023	6	3	2	-	9	3	3	3	3	3	4	5	44	-6%	44
	2022	4	1	4	3	5	7	5	4	4	4	4	2	47	▼	47
Protective Orders	2023	-	1	-	-	1	-	1	-	-	-	-	-	3	0%	3
	2022	-	-	-	-	-	-	-	-	-	2	1	-	3	↔	3
Uncontested Divorce	2023	11	26	19	22	17	13	19	12	18	12	16	15	200	-1%	200
	2022	16	16	19	22	24	11	15	13	21	15	13	17	202	▼	202

This report reflects data in the case management system. Numbers will update accordingly as reports are refreshed and posted.

PLN-CCMS-10.01 CASELOAD STATISTICS OF THE CIRCUIT COURTS

Culpeper

January 2022 -- December 2023 Filings

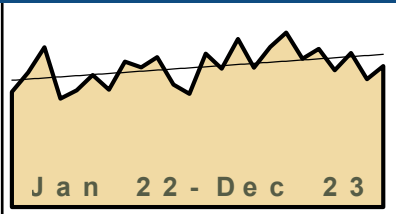
Alexandria and Fairfax Circuit are not Included in State Totals

Dashboard

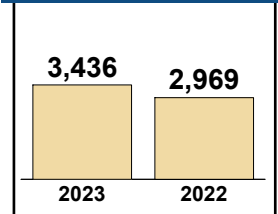
Court: Culpeper Circuit
Start/End Date: Jan-22 / Dec-23
2022 Average Month: 247
Jan-Dec 2022: 2,969
Filings Trending: ▲

Circuit/Court ID: 16 216047
Type of Case: Filings
2023 Average Month: 286
Jan-Dec 2023 : 3,436
Overall AVG. Month: 267

Monthly Filings Summary



Jan --- Dec Filings



Filings by Division

Divisions		Jan	Feb	Mar	Apr	May	Jun	Jul	Aug	Sep	Oct	Nov	Dec	Thru Dec	% Change	Total
Total	2023	293	264	321	266	306	333	283	302	261	294	244	269	3,436	16%	3,436
	2022	220	257	305	207	223	252	224	278	267	286	234	216	2,969	▲	2,969
Civil	2023	41	52	51	39	52	49	45	38	47	34	25	39	512	-2%	512
	2022	53	48	48	36	46	37	44	50	39	51	36	32	520	▼	520
Criminal	2023	124	97	137	131	140	157	142	163	114	133	122	132	1,592	33%	1,592
	2022	82	107	149	83	82	103	95	98	118	107	92	79	1,195	▲	1,195
Concealed Handgun Permits	2023	105	94	110	72	90	89	77	73	75	96	76	83	1,040	8%	1,040
	2022	69	76	83	70	66	82	67	103	83	106	84	74	963	▲	963
Miscellaneous/Other	2023	23	21	23	24	24	38	19	28	25	31	21	15	292	1%	292
	2022	16	26	25	18	27	30	18	27	27	22	21	31	288	▲	288
Others	2023	-	-	-	-	-	-	-	-	-	-	-	-	0	-100%	0
	2022	-	-	-	-	2	-	-	-	-	-	-	1	3	▼	3

Filings by Case Category

Case Categories		Jan	Feb	Mar	Apr	May	Jun	Jul	Aug	Sep	Oct	Nov	Dec	Thru Dec	% Change	Total
Administrative Law	2023	-	-	-	-	-	-	-	-	2	-	-	-	2	100%	2
	2022	-	-	-	-	-	1	-	-	-	-	-	-	1	▲	1
Capital Murder	2023	-	-	-	-	-	-	-	-	5	-	-	-	5	5	5
	2022	-	-	-	-	-	-	-	-	-	-	-	-	0	↔	0
Contested Divorce	2023	9	9	13	7	7	4	4	3	7	6	3	7	79	-14%	79
	2022	9	3	13	10	6	4	9	14	5	7	7	5	92	▼	92
Domestic and Family - Level 1	2023	-	14	4	6	1	20	21	9	7	-	6	17	105	110%	105
	2022	10	1	6	2	3	5	3	2	3	11	2	2	50	▲	50
Domestic and Family - Level 2	2023	3	1	3	3	5	4	1	4	3	6	2	-	35	-19%	35
	2022	5	16	1	2	3	-	2	2	1	2	3	6	43	▼	43
Felonies and Related Matters	2023	87	70	93	102	95	114	90	124	80	94	76	99	1,124	36%	1,124
	2022	55	71	94	61	55	73	72	72	75	82	62	57	829	▲	829
General Civil - Level 1	2023	-	-	-	1	3	-	-	1	-	-	-	-	5	67%	5
	2022	-	-	-	-	-	2	1	-	-	-	-	-	3	▲	3
General Civil - Level 2	2023	3	6	4	5	6	6	3	4	9	5	5	3	59	-9%	59
	2022	7	5	2	7	6	5	8	7	6	5	2	5	65	▼	65
General Civil - Level 3	2023	2	2	3	1	4	1	-	3	1	1	1	1	20	-43%	20
	2022	2	2	4	1	5	1	3	1	3	4	5	4	35	▼	35
Miscellaneous Civil	2023	127	113	132	95	113	122	94	101	98	126	97	97	1,315	6%	1,315
	2022	85	99	107	86	93	107	83	134	108	130	105	102	1,239	▲	1,239
Misdemeanor	2023	33	26	43	26	43	42	46	35	27	35	43	33	432	27%	432
	2022	26	35	54	20	25	27	20	19	40	24	29	20	339	▲	339
Other	2023	4	-	-	2	2	4	-	-	3	-	1	2	18	13%	18
	2022	-	2	3	-	3	1	-	-	4	1	2	-	16	▲	16
Other Criminally Related Matters	2023	4	1	1	3	2	1	6	4	2	4	3	-	31	15%	31
	2022	1	1	1	2	2	3	3	7	3	1	1	2	27	▲	27
Probates/Wills & Trusts - Level 1	2023	-	-	1	-	-	-	-	-	-	-	-	-	1	-50%	1
	2022	-	1	-	-	-	-	-	-	1	-	-	-	2	▼	2
Probates/Wills & Trusts - Level 2	2023	1	1	6	1	-	-	1	2	1	-	1	1	15	-6%	15
	2022	-	2	2	1	4	-	1	1	1	2	1	1	16	▼	16
Uncontested Divorce	2023	20	21	18	14	25	15	17	12	16	17	6	9	190	-10%	190
	2022	20	19	18	15	18	23	19	19	17	17	15	12	212	▼	212


This report reflects data in the case management system. Numbers will update accordingly as reports are refreshed and posted.

Dashboard

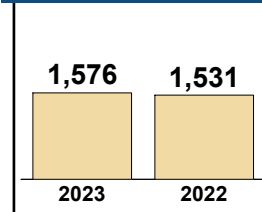
Court: Fluvanna Circuit
Start/End Date: Jan-22 / Dec-23
2022 Average Month: 128
Jan-Dec 2022: 1,531
Filings Trending: ▲

Circuit/Court ID: 16 216065
Type of Case: Filings
2023 Average Month: 131
Jan-Dec 2023 : 1,576
Overall AVG. Month: 129

Monthly Filings Summary



Jan --- Dec Filings



Filings by Division

Divisions		Jan	Feb	Mar	Apr	May	Jun	Jul	Aug	Sep	Oct	Nov	Dec	Thru Dec	% Change	Total
Total	2023	139	130	124	103	169	105	100	141	140	127	115	183	1,576	3%	1,576
	2022	88	132	144	129	85	132	95	125	139	209	117	136	1,531	▲	1,531
Civil	2023	11	13	21	14	16	11	7	15	16	9	17	13	163	-12%	163
	2022	11	8	28	15	14	10	15	19	18	6	16	25	185	▼	185
Criminal	2023	27	23	18	18	53	32	24	58	29	47	30	27	386	-6%	386
	2022	15	58	20	44	17	35	16	31	24	111	11	27	409	▼	409
Concealed Handgun Permits	2023	70	60	64	43	67	38	52	35	49	39	49	38	604	1%	604
	2022	32	41	63	40	34	45	42	46	68	63	66	59	599	▲	599
Miscellaneous/ Other	2023	31	34	21	26	32	24	17	33	45	32	19	105	419	24%	419
	2022	30	25	33	30	20	42	22	29	29	28	24	25	337	▲	337
Others	2023	-	-	-	2	1	-	-	-	1	-	-	-	4	300%	4
	2022	-	-	-	-	-	-	-	-	-	1	-	-	1	▲	1

Filings by Case Category

Case Categories		Jan	Feb	Mar	Apr	May	Jun	Jul	Aug	Sep	Oct	Nov	Dec	Thru Dec	% Change	Total
Contested Divorce	2023	3	4	2	2	3	1	1	2	3	1	1	-	23	64%	23
	2022	1	1	3	-	2	-	3	1	1	1	1	-	14	▲	14
Domestic and Family - Level 1	2023	-	3	10	4	-	-	1	-	2	-	6	-	26	-42%	26
	2022	1	-	18	4	4	-	-	1	2	-	4	11	45	▼	45
Domestic and Family - Level 2	2023	4	1	-	2	1	-	2	3	3	1	3	1	21	40%	21
	2022	3	-	-	1	-	5	1	1	-	-	2	2	15	▲	15
Felonies and Related Matters	2023	12	18	12	16	37	22	15	47	23	31	24	21	278	0%	278
	2022	7	51	11	29	10	28	9	28	18	65	6	16	278	↔	278
General Civil - Level 2	2023	2	3	-	2	1	1	-	5	2	1	2	4	23	44%	23
	2022	-	1	1	1	1	2	-	4	5	-	-	1	16	▲	16
General Civil - Level 3	2023	1	1	-	-	4	1	1	1	4	1	1	2	17	-19%	17
	2022	3	-	-	-	2	2	3	2	2	-	4	1	21	▼	21
Miscellaneous Civil	2023	75	72	74	54	91	46	58	47	73	60	57	104	811	8%	811
	2022	39	52	82	53	41	63	54	60	82	76	77	70	749	▲	749
Misdemeanor	2023	11	5	6	2	9	10	6	11	4	5	4	6	79	-37%	79
	2022	5	7	8	15	6	7	7	3	6	46	5	11	126	▼	126
Other	2023	25	20	11	17	9	17	10	21	21	11	10	38	210	15%	210
	2022	22	15	14	17	12	23	9	14	13	18	12	13	182	▲	182
Other Criminally Related Matters	2023	4	-	-	-	7	-	3	1	2	11	2	-	30	500%	30
	2022	3	-	1	-	1	-	-	-	-	-	-	-	5	▲	5
Probates/Wills & Trusts - Level 1	2023	-	-	-	-	-	-	1	-	-	-	-	-	1	1	1
	2022	-	-	-	-	-	-	-	-	-	-	-	-	0	↔	0
Probates/Wills & Trusts - Level 2	2023	-	-	-	-	-	-	-	-	-	1	-	-	1	-83%	1
	2022	-	-	1	-	1	-	1	-	-	-	1	2	6	▼	6
Uncontested Divorce	2023	2	3	9	4	7	7	2	3	3	4	5	7	56	-24%	56
	2022	4	5	5	9	5	2	8	9	10	3	6	8	74	▼	74

PLN-CCMS-10.01 CASELOAD STATISTICS OF THE CIRCUIT COURTS

Goochland

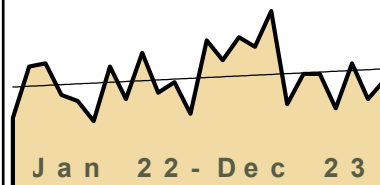
January 2022 -- December 2023 Filings

Alexandria and Fairfax Circuit are not Included in State Totals

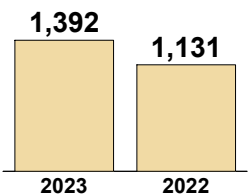
Dashboard

Court: Goochland Circuit
Circuit/Court ID: 16 216075
Start/End Date: Jan-22 / Dec-23
Type of Case: Filings
2022 Average Month: 94
2023 Average Month: 116
Jan-Dec 2022: 1,131
Jan-Dec 2023: 1,392
Filings Trending: ▲
Overall AVG. Month: 105

Monthly Filings Summary



Jan --- Dec Filings



Filings by Division

Divisions		Jan	Feb	Mar	Apr	May	Jun	Jul	Aug	Sep	Oct	Nov	Dec	Thru Dec	% Change	Total
Total	2023	141	122	144	135	169	80	109	109	76	119	85	103	1,392	23%	1,392
	2022	67	116	119	89	83	64	116	85	129	91	101	71	1,131	▲	1,131
Civil	2023	28	15	25	16	14	9	13	14	16	14	12	12	188	71%	188
	2022	7	12	8	4	11	7	7	12	10	9	10	13	110	▲	110
Criminal	2023	10	24	30	37	74	17	35	28	7	32	17	26	337	60%	337
	2022	9	30	20	28	14	16	21	9	16	14	27	6	210	▲	210
Concealed Handgun Permits	2023	90	66	76	62	75	44	47	55	43	62	49	58	727	7%	727
	2022	43	63	76	44	45	37	72	56	87	53	57	45	678	▲	678
Miscellaneous/Other	2023	13	17	13	20	6	10	14	12	10	11	7	7	140	7%	140
	2022	8	10	15	13	13	4	15	8	16	15	7	7	131	▲	131
Others	2023	-	-	-	-	-	-	-	-	-	-	-	-	0	-100%	0
	2022	-	1	-	-	-	-	1	-	-	-	-	-	2	▼	2

Filings by Case Category

Case Categories		Jan	Feb	Mar	Apr	May	Jun	Jul	Aug	Sep	Oct	Nov	Dec	Thru Dec	% Change	Total
Administrative Law	2023	-	-	-	-	-	-	1	2	-	-	-	-	3	3	3
	2022	-	-	-	-	-	-	-	-	-	-	-	-	0	↔	0
Capital Murder	2023	-	-	-	1	-	-	-	-	-	-	-	-	1	1	1
	2022	-	-	-	-	-	-	-	-	-	-	-	-	0	↔	0
Contested Divorce	2023	3	2	4	1	-	2	-	2	4	2	-	-	20	25%	20
	2022	1	-	1	1	2	-	-	1	1	2	3	4	16	▲	16
Domestic and Family - Level 1	2023	2	-	-	-	1	1	-	2	-	4	3	-	13	44%	13
	2022	-	-	2	-	1	1	1	2	1	-	1	-	9	▲	9
Domestic and Family - Level 2	2023	-	1	1	-	1	-	-	-	-	1	-	1	5	150%	5
	2022	-	-	-	-	-	-	-	-	1	-	-	-	2	▲	2
Felonies and Related Matters	2023	5	14	12	29	58	10	7	8	3	17	8	12	183	44%	183
	2022	6	16	14	13	10	12	12	6	11	9	16	2	127	▲	127
General Civil - Level 1	2023	1	-	1	-	-	-	-	-	-	-	-	-	2	100%	2
	2022	-	-	-	-	-	-	-	-	1	-	-	-	1	▲	1
General Civil - Level 2	2023	18	8	8	9	10	6	3	6	5	1	4	4	82	134%	82
	2022	4	7	1	1	2	3	2	4	4	2	3	2	35	▲	35
General Civil - Level 3	2023	2	1	7	4	-	1	-	3	2	4	5	2	31	94%	31
	2022	1	2	2	2	1	1	1	-	1	2	-	3	16	▲	16
Miscellaneous Civil	2023	101	81	89	76	81	51	60	63	49	70	53	65	839	6%	839
	2022	49	71	88	54	57	40	84	64	102	67	63	52	791	▲	791
Misdemeanor	2023	3	8	16	4	10	4	22	16	4	11	8	12	118	79%	118
	2022	1	12	2	13	3	4	8	1	5	4	10	3	66	▲	66
Other	2023	2	1	-	5	-	2	2	-	1	1	1	1	16	33%	16
	2022	2	2	2	1	-	1	3	-	1	-	-	-	12	▲	12
Other Criminally Related Matters	2023	2	3	2	3	6	3	6	4	-	4	1	2	36	89%	36
	2022	2	3	4	2	1	-	1	2	1	1	1	1	19	▲	19
Probates/Wills & Trusts - Level 1	2023	-	-	-	-	-	-	-	-	-	-	-	-	0	-100%	0
	2022	-	-	-	-	-	-	-	-	-	-	-	1	1	▼	1
Probates/Wills & Trusts - Level 2	2023	-	-	-	1	-	-	-	-	-	-	-	1	2	0%	2
	2022	-	-	-	-	1	1	-	-	-	-	-	-	2	↔	2
Uncontested Divorce	2023	2	3	4	2	2	-	8	3	8	4	2	3	41	21%	41
	2022	1	3	3	2	5	1	4	4	1	4	4	2	34	▲	34

This report reflects data in the case management system. Numbers will update accordingly as reports are refreshed and posted.

PLN-CCMS-10.01 CASELOAD STATISTICS OF THE CIRCUIT COURTS

Greene

January 2022 -- December 2023 Filings


Alexandria and Fairfax Circuit are not Included in State Totals

Dashboard

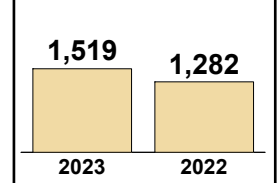
Court: Greene Circuit
Start/End Date: Jan-22 / Dec-23
2022 Average Month: 107
Jan-Dec 2022: 1,282
Filings Trending: ▲

Circuit/Court ID: 16 216079
Type of Case: Filings
2023 Average Month: 127
Jan-Dec 2023 : 1,519
Overall AVG. Month: 117

Monthly Filings Summary



Jan --- Dec Filings



Filings by Division

Divisions		Jan	Feb	Mar	Apr	May	Jun	Jul	Aug	Sep	Oct	Nov	Dec	Thru Dec	% Change	Total
Total	2023	112	136	149	139	107	110	106	158	116	132	92	162	1,519	18%	1,519
	2022	73	148	102	133	93	103	84	93	110	112	89	142	1,282	▲	1,282
Civil	2023	7	8	13	28	23	10	10	11	20	8	10	6	154	19%	154
	2022	8	7	7	18	16	12	11	11	13	8	5	13	129	▲	129
Criminal	2023	31	51	43	51	16	52	25	67	33	39	15	46	469	18%	469
	2022	24	43	22	57	22	32	16	36	38	29	33	47	399	▲	399
Concealed Handgun Permits	2023	54	56	65	40	42	26	50	55	44	54	46	31	563	28%	563
	2022	25	32	47	38	34	32	39	24	47	45	36	40	439	▲	439
Miscellaneous/Other	2023	20	21	28	20	26	22	21	25	19	30	21	79	332	6%	332
	2022	16	66	26	20	21	27	18	22	12	30	14	42	314	▲	314
Others	2023	-	-	-	-	-	-	-	-	-	1	-	-	1	0%	1
	2022	-	-	-	-	-	-	-	-	-	-	1	-	1	↔	1

Filings by Case Category

Case Categories		Jan	Feb	Mar	Apr	May	Jun	Jul	Aug	Sep	Oct	Nov	Dec	Thru Dec	% Change	Total
Administrative Law	2023	1	-	-	1	-	1	-	-	-	-	-	1	4	4	4
	2022	-	-	-	-	-	-	-	-	-	-	-	-	0	↔	0
Capital Murder	2023	-	-	-	-	-	-	-	-	-	-	-	-	0	-100%	0
	2022	-	-	-	-	-	-	-	1	-	-	-	-	1	▼	1
Contested Divorce	2023	-	-	6	1	2	-	3	-	3	1	1	3	20	18%	20
	2022	-	2	1	3	2	-	1	1	-	1	2	4	17	▲	17
Domestic and Family - Level 1	2023	-	-	1	14	9	3	-	4	11	1	2	-	45	45%	45
	2022	1	1	1	8	7	2	2	3	4	-	1	1	31	▲	31
Domestic and Family - Level 2	2023	1	-	1	-	1	1	-	2	-	-	2	-	8	14%	8
	2022	-	-	2	-	-	1	1	1	-	-	-	2	7	▲	7
Felonies and Related Matters	2023	23	31	32	41	13	29	18	32	24	22	10	39	314	8%	314
	2022	19	39	13	43	14	27	13	24	22	18	24	35	291	▲	291
General Civil - Level 1	2023	-	-	-	-	-	-	-	-	-	-	-	-	0	-100%	0
	2022	-	-	1	-	-	-	-	1	-	-	-	-	2	▼	2
General Civil - Level 2	2023	1	3	1	3	4	1	2	1	3	1	2	-	22	-4%	22
	2022	3	-	1	2	2	2	2	3	3	2	-	3	23	▼	23
General Civil - Level 3	2023	-	-	1	2	1	1	-	-	2	1	-	1	9	-25%	9
	2022	1	-	-	1	-	2	1	1	-	4	-	2	12	▼	12
Miscellaneous Civil	2023	65	67	81	45	55	38	59	63	53	65	52	39	682	26%	682
	2022	35	36	54	45	42	47	48	35	51	55	42	51	541	▲	541
Misdemeanor	2023	5	15	10	7	2	23	5	32	8	13	4	7	131	46%	131
	2022	5	4	8	9	8	4	2	9	11	10	9	11	90	▲	90
Other	2023	9	10	11	15	13	10	9	17	8	19	14	70	205	-1%	205
	2022	6	62	18	12	13	10	8	10	9	19	9	31	207	▼	207
Other Criminally Related Matters	2023	3	5	1	3	1	-	2	3	1	4	1	-	24	26%	24
	2022	-	1	1	5	-	1	1	2	6	1	-	1	19	▲	19
Probates/Wills & Trusts - Level 1	2023	-	-	-	-	-	-	-	-	-	-	-	1	1	0%	1
	2022	-	-	-	1	-	-	-	-	-	-	-	-	1	↔	1
Probates/Wills & Trusts - Level 2	2023	1	1	-	-	1	-	1	-	-	-	-	-	4	0%	4
	2022	-	-	1	-	1	1	-	-	-	-	-	1	4	↔	4
Protective Orders	2023	-	-	-	-	-	-	-	-	-	1	-	-	1	1	1
	2022	-	-	-	-	-	-	-	-	-	-	-	-	0	↔	0
Uncontested Divorce	2023	3	4	4	7	5	3	7	4	3	4	3	2	49	36%	49
	2022	3	3	1	4	4	6	5	2	4	2	2	-	36	▲	36

This report reflects data in the case management system. Numbers will update accordingly as reports are refreshed and posted.

PLN-CCMS-10.01 CASELOAD STATISTICS OF THE CIRCUIT COURTS

Louisa

January 2022 -- December 2023 Filings

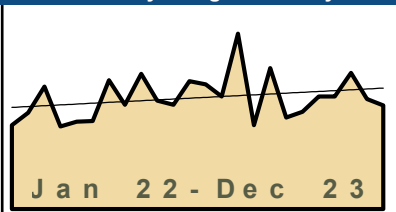
Alexandria and Fairfax Circuit are not Included in State Totals

Dashboard

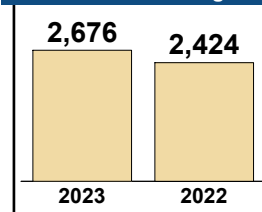
Court: Louisa Circuit
Start/End Date: Jan-22 / Dec-23
2022 Average Month: 202
Jan-Dec 2022: 2,424
Filings Trending: ▲

Circuit/Court ID: 16 216109
Type of Case: Filings
2023 Average Month: 223
Jan-Dec 2023 : 2,676
Overall AVG. Month: 213

Monthly Filings Summary



Jan --- Dec Filings



Filings by Division

Divisions		Jan	Feb	Mar	Apr	May	Jun	Jul	Aug	Sep	Oct	Nov	Dec	Thru Dec	% Change	Total
Total	2023	238	215	335	160	269	175	186	215	215	260	210	198	2,676	10%	2,676
	2022	160	184	234	158	167	168	246	199	258	207	199	244	2,424	▲	2,424
Civil	2023	25	24	32	15	20	26	33	29	17	35	29	21	306	8%	306
	2022	30	24	27	26	23	16	30	16	18	25	26	22	283	▲	283
Criminal	2023	54	54	155	39	135	56	65	70	83	93	67	47	918	24%	918
	2022	31	56	68	40	56	34	86	60	111	49	63	89	743	▲	743
Concealed Handgun Permits	2023	108	104	99	76	80	66	60	77	80	87	78	88	1,003	6%	1,003
	2022	52	74	99	52	50	79	86	91	95	89	84	97	948	▲	948
Miscellaneous/ Other	2023	51	33	48	30	34	27	28	39	35	45	36	42	448	0%	448
	2022	47	29	40	40	38	39	44	32	34	44	26	36	449	▼	449
Others	2023	-	-	1	-	-	-	-	-	-	-	-	-	1	0%	1
	2022	-	1	-	-	-	-	-	-	-	-	-	-	1	↔	1

Filings by Case Category

Case Categories		Jan	Feb	Mar	Apr	May	Jun	Jul	Aug	Sep	Oct	Nov	Dec	Thru Dec	% Change	Total
Administrative Law	2023	-	-	-	-	-	-	-	-	-	-	-	-	0	-100%	0
	2022	1	-	-	-	-	1	-	-	-	-	-	-	2	▼	2
Capital Murder	2023	-	-	-	-	-	-	1	-	-	1	-	-	2	2	2
	2022	-	-	-	-	-	-	-	-	-	-	-	-	0	↔	0
Contested Divorce	2023	4	6	4	3	2	3	7	7	3	4	4	-	47	34%	47
	2022	-	2	8	4	4	2	1	4	1	4	1	4	35	▲	35
Domestic and Family - Level 1	2023	1	-	10	2	1	-	2	-	1	12	3	6	38	23%	38
	2022	3	8	-	1	-	1	15	-	1	-	2	-	31	▲	31
Domestic and Family - Level 2	2023	2	2	3	-	-	3	2	1	3	2	5	-	23	21%	23
	2022	5	1	1	3	3	1	-	3	-	1	-	1	19	▲	19
Felonies and Related Matters	2023	30	32	115	24	105	43	40	46	65	69	52	30	651	30%	651
	2022	16	41	44	23	36	28	62	45	70	35	40	61	501	▲	501
General Civil - Level 1	2023	-	-	-	1	-	-	-	-	-	1	-	-	2	0%	2
	2022	-	-	1	-	-	-	-	-	-	-	1	-	2	↔	2
General Civil - Level 2	2023	3	4	-	2	7	11	11	10	1	7	9	5	70	27%	70
	2022	4	1	6	5	9	3	7	3	1	4	7	5	55	▲	55
General Civil - Level 3	2023	1	4	4	2	1	-	2	4	1	1	1	1	22	-45%	22
	2022	1	-	3	2	2	3	2	2	7	9	5	4	40	▼	40
Miscellaneous Civil	2023	124	122	123	92	99	72	71	104	98	107	97	104	1,213	6%	1,213
	2022	63	86	120	68	65	95	111	103	115	109	97	114	1,146	▲	1,146
Misdemeanor	2023	23	19	39	16	28	12	20	23	16	21	13	13	243	8%	243
	2022	15	15	21	15	20	5	22	13	37	13	22	28	226	▲	226
Other	2023	35	13	29	12	18	21	17	11	17	25	17	31	246	-5%	246
	2022	44	19	19	26	23	22	19	19	15	23	12	19	260	▼	260
Other Criminally Related Matters	2023	1	3	1	-	2	1	4	2	2	2	3	4	25	56%	25
	2022	-	-	3	2	-	1	2	2	4	1	1	-	16	▲	16
Probates/Wills & Trusts - Level 1	2023	-	-	1	-	-	-	1	-	-	-	-	-	2	2	2
	2022	-	-	-	-	-	-	-	-	-	-	-	-	0	↔	0
Probates/Wills & Trusts - Level 2	2023	2	3	1	1	1	-	2	3	2	3	-	-	18	29%	18
	2022	1	1	2	3	-	-	1	-	1	3	-	2	14	▲	14
Uncontested Divorce	2023	12	7	5	5	5	9	6	4	6	5	6	4	74	-4%	74
	2022	7	10	6	6	5	6	4	5	6	4	12	6	77	▼	77

This report reflects data in the case management system. Numbers will update accordingly as reports are refreshed and posted.

PLN-CCMS-10.01 CASELOAD STATISTICS OF THE CIRCUIT COURTS

Madison

January 2022 -- December 2023 Filings

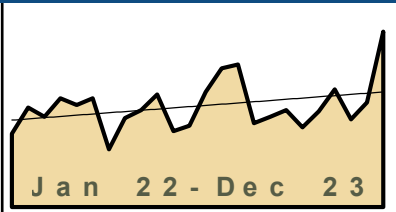
Alexandria and Fairfax Circuit are not Included in State Totals

Dashboard

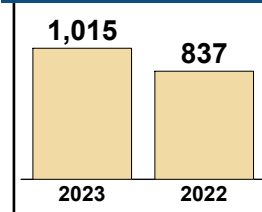
Court: Madison Circuit
Start/End Date: Jan-22 / Dec-23
2022 Average Month: 70
Jan-Dec 2022: 837
Filings Trending: ▲

Circuit/Court ID: 16 216113
Type of Case: Filings
2023 Average Month: 85
Jan-Dec 2023 : 1,015
Overall AVG. Month: 77

Monthly Filings Summary



Jan --- Dec Filings



Filings by Division

Divisions	Jan	Feb	Mar	Apr	May	Jun	Jul	Aug	Sep	Oct	Nov	Dec	Thru Dec	% Change	Total
Total	88	106	109	64	69	74	61	73	90	67	80	134	1,015	21%	1,015
Civil	4	8	9	8	7	7	10	6	4	5	4	9	81	7%	81
Criminal	24	38	35	12	11	27	5	17	34	19	24	23	269	16%	269
Concealed Handgun Permits	45	38	48	32	34	23	16	26	30	31	41	38	402	25%	402
Miscellaneous/ Other	15	22	17	12	17	17	30	24	22	12	11	64	263	26%	263

Filings by Case Category

Case Categories	Jan	Feb	Mar	Apr	May	Jun	Jul	Aug	Sep	Oct	Nov	Dec	Thru Dec	% Change	Total
Administrative Law	-	-	-	1	-	-	-	1	-	-	-	-	2	100%	2
Contested Divorce	-	-	-	2	-	2	1	-	-	-	-	-	5	0%	5
Domestic and Family - Level 1	-	1	1	2	-	-	-	3	1	-	2	3	13	86%	13
Domestic and Family - Level 2	1	1	-	-	-	-	-	-	-	-	-	-	2	-71%	2
Felonies and Related Matters	17	27	30	6	8	16	3	9	12	11	13	12	164	20%	164
General Civil - Level 1	-	1	-	-	-	-	1	-	-	-	1	-	3	200%	3
General Civil - Level 2	1	2	4	2	6	1	3	-	2	2	-	-	23	10%	23
General Civil - Level 3	1	2	3	-	1	1	1	1	-	1	-	4	15	15%	15
Miscellaneous Civil	47	46	52	42	43	29	30	34	37	38	42	43	483	21%	483
Misdemeanor	7	11	4	6	3	9	2	6	21	7	11	10	97	10%	97
Other	12	12	13	2	7	11	17	16	15	5	10	59	179	35%	179
Other Criminally Related Matters	-	-	1	-	-	2	-	2	1	1	-	1	8	33%	8
Probates/Wills & Trusts - Level 1	-	-	-	-	-	-	1	-	-	1	-	-	2	2	2
Probates/Wills & Trusts - Level 2	-	-	1	-	1	-	1	-	-	-	-	-	3	0%	3
Uncontested Divorce	2	3	1	-	-	3	1	1	1	1	1	2	16	0%	16

This report reflects data in the case management system. Numbers will update accordingly as reports are refreshed and posted.

PLN-CCMS-10.01 CASELOAD STATISTICS OF THE CIRCUIT COURTS

Orange

January 2022 -- December 2023 Filings


Alexandria and Fairfax Circuit are not Included in State Totals

Dashboard

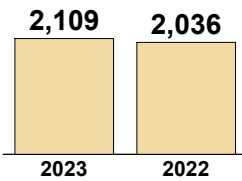
Court: Orange Circuit
Start/End Date: Jan-22 / Dec-23
2022 Average Month: 170
Jan-Dec 2022: 2,036
Filings Trending: ▲

Circuit/Court ID: 16 216137
Type of Case: Filings
2023 Average Month: 176
Jan-Dec 2023 : 2,109
Overall AVG. Month: 173

Monthly Filings Summary



Jan --- Dec Filings



Filings by Division

Divisions		Jan	Feb	Mar	Apr	May	Jun	Jul	Aug	Sep	Oct	Nov	Dec	Thru Dec	% Change	Total
Total	2023	218	164	221	170	152	167	201	187	166	176	189	98	2,109	4%	2,109
	2022	230	157	217	142	178	154	162	158	206	134	155	143	2,036	▲	2,036
Civil	2023	14	17	29	16	18	27	21	20	30	29	27	17	265	17%	265
	2022	13	27	20	22	19	22	13	23	15	19	15	19	227	▲	227
Criminal	2023	82	30	70	49	38	44	109	93	65	47	77	24	728	-16%	728
	2022	153	57	109	51	83	35	77	46	105	29	74	50	869	▼	869
Concealed Handgun Permits	2023	99	106	101	85	75	79	46	59	57	89	71	42	909	24%	909
	2022	47	58	69	53	59	78	54	70	56	71	56	61	732	▲	732
Miscellaneous/Other	2023	22	11	21	20	21	17	25	15	14	11	14	14	205	0%	205
	2022	17	13	19	16	17	18	18	19	30	15	10	13	205	↔	205
Others	2023	1	-	-	-	-	-	-	-	-	-	-	1	2	-33%	2
	2022	-	2	-	-	-	1	-	-	-	-	-	-	3	▼	3

Filings by Case Category

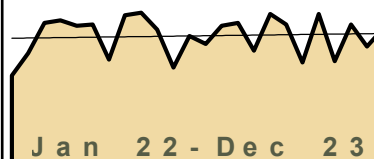
Case Categories		Jan	Feb	Mar	Apr	May	Jun	Jul	Aug	Sep	Oct	Nov	Dec	Thru Dec	% Change	Total
Administrative Law	2023	-	-	-	-	1	-	-	-	-	-	1	-	2	2	2
	2022	-	-	-	-	-	-	-	-	-	-	-	-	0	↔	0
Capital Murder	2023	-	-	-	-	-	-	-	-	-	-	-	-	0	-100%	0
	2022	-	-	-	-	2	-	-	-	-	-	-	-	2	▼	2
Contested Divorce	2023	3	2	2	-	5	2	4	3	2	1	3	2	29	38%	29
	2022	-	1	3	1	1	4	1	1	1	4	2	2	21	▲	21
Domestic and Family - Level 1	2023	3	-	11	1	1	6	2	4	7	9	4	4	52	68%	52
	2022	2	2	6	3	2	1	1	4	7	1	-	2	31	▲	31
Domestic and Family - Level 2	2023	-	2	-	2	2	-	3	-	1	1	2	1	14	-46%	14
	2022	-	8	2	1	1	-	-	4	1	1	6	2	26	▼	26
Felonies and Related Matters	2023	62	13	46	33	26	32	68	58	49	31	52	15	485	-26%	485
	2022	122	35	85	32	64	27	68	39	79	15	58	31	655	▼	655
General Civil - Level 1	2023	-	-	-	-	-	1	-	1	-	1	-	-	3	50%	3
	2022	-	-	-	-	1	-	1	-	-	-	-	-	2	▲	2
General Civil - Level 2	2023	6	5	9	5	4	4	5	5	5	5	7	1	61	79%	61
	2022	2	1	7	5	2	2	1	1	2	3	2	6	34	▲	34
General Civil - Level 3	2023	2	6	2	3	5	8	3	3	3	3	3	4	45	32%	45
	2022	5	5	2	1	5	2	3	2	1	3	3	2	34	▲	34
Miscellaneous Civil	2023	118	113	121	103	91	92	68	73	71	98	85	54	1,087	20%	1,087
	2022	62	69	84	67	73	92	68	86	84	84	64	71	904	▲	904
Misdemeanor	2023	17	16	24	16	12	9	39	27	16	16	24	9	225	15%	225
	2022	30	21	23	18	15	6	8	5	25	11	16	17	195	▲	195
Other	2023	1	-	1	-	-	-	-	-	1	-	-	1	4	-67%	4
	2022	-	3	-	-	-	6	2	-	-	-	-	1	12	▼	12
Other Criminally Related Matters	2023	3	1	-	-	-	3	2	8	1	-	1	-	19	12%	19
	2022	1	1	1	1	2	2	1	2	1	3	-	2	17	▲	17
Probates/Wills & Trusts - Level 1	2023	-	-	-	-	-	-	-	-	-	1	-	-	1	-50%	1
	2022	-	-	-	-	-	-	-	1	-	-	-	1	2	▼	2
Probates/Wills & Trusts - Level 2	2023	-	2	2	2	1	1	2	-	3	-	2	1	16	14%	16
	2022	2	2	-	-	1	3	2	-	-	1	-	3	14	▲	14
Uncontested Divorce	2023	3	4	3	5	4	9	5	5	7	10	5	6	66	-24%	66
	2022	4	9	4	13	9	9	6	13	5	8	4	3	87	▼	87

This report reflects data in the case management system. Numbers will update accordingly as reports are refreshed and posted.

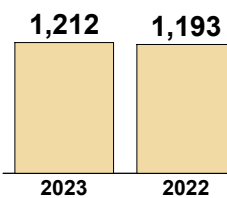
Dashboard

Court: Charlottesville Circuit
Circuit/Court ID: 16 216540
Start/End Date: Jan-22 / Dec-23
Type of Case: Filings
2022 Average Month: 99
2023 Average Month: 101
Jan-Dec 2022: 1,193
Jan-Dec 2023 : 1,212
Filings Trending: ↔
Overall AVG. Month: 100

Monthly Filings Summary



Jan --- Dec Filings



Filings by Division

Divisions		Jan	Feb	Mar	Apr	May	Jun	Jul	Aug	Sep	Oct	Nov	Dec	Thru Dec	% Change	Total
Total	2023	94	108	110	89	117	109	80	117	81	109	92	106	1,212	2%	1,212
	2022	70	87	110	112	108	109	82	116	118	105	76	100	1,193	▲	1,193
Civil	2023	17	26	25	23	28	18	20	16	15	25	13	14	240	6%	240
	2022	8	19	23	19	23	19	22	25	15	22	15	17	227	▲	227
Criminal	2023	37	48	40	30	51	50	32	53	39	50	30	35	495	-4%	495
	2022	31	38	43	42	49	58	29	56	54	41	28	48	517	▼	517
Concealed Handgun Permits	2023	19	15	19	15	11	6	9	16	13	15	14	19	171	12%	171
	2022	10	9	15	14	8	13	8	11	15	17	13	20	153	▲	153
Miscellaneous/ Other	2023	21	19	26	21	27	35	19	32	14	19	35	38	306	4%	306
	2022	21	21	29	37	28	19	23	23	34	25	20	15	295	▲	295
Others	2023	-	-	-	-	-	-	-	-	-	-	-	-	0	-100%	0
	2022	-	-	-	-	-	-	-	1	-	-	-	-	1	▼	1

Filings by Case Category

Case Categories		Jan	Feb	Mar	Apr	May	Jun	Jul	Aug	Sep	Oct	Nov	Dec	Thru Dec	% Change	Total
Administrative Law	2023	-	1	1	-	-	-	-	-	-	1	-	-	3	-40%	3
	2022	-	-	1	1	-	-	1	-	-	1	1	-	5	▼	5
Contested Divorce	2023	3	4	1	2	2	2	4	4	1	4	2	1	30	20%	30
	2022	-	3	-	1	2	6	3	4	-	2	1	3	25	▲	25
Domestic and Family - Level 1	2023	2	-	1	2	1	-	2	-	-	5	-	1	14	0%	14
	2022	-	-	3	-	-	2	-	5	-	3	-	1	14	↔	14
Domestic and Family - Level 2	2023	-	-	3	6	-	1	1	1	2	3	-	-	17	-32%	17
	2022	1	2	2	3	3	2	5	1	-	4	1	1	25	▼	25
Felonies and Related Matters	2023	29	36	30	21	40	44	25	35	34	38	21	29	382	7%	382
	2022	18	26	29	35	33	41	21	41	31	26	22	35	358	▲	358
General Civil - Level 1	2023	1	2	-	1	2	1	1	2	-	-	-	2	12	-25%	12
	2022	1	2	-	-	1	4	3	2	1	-	-	1	16	▼	16
General Civil - Level 2	2023	7	8	7	3	7	8	5	8	5	3	5	2	68	11%	68
	2022	4	5	6	6	8	2	3	7	5	5	4	6	61	▲	61
General Civil - Level 3	2023	2	7	6	1	3	4	2	1	1	3	3	5	38	41%	38
	2022	2	1	4	1	1	-	1	6	2	2	6	1	27	▲	27
Miscellaneous Civil	2023	38	31	44	36	38	35	28	45	27	34	48	50	454	5%	454
	2022	29	28	43	49	36	31	31	30	49	40	31	34	431	▲	431
Misdemeanor	2023	7	12	6	5	7	5	5	7	4	8	7	6	79	-44%	79
	2022	12	12	12	6	14	15	8	13	22	12	4	10	140	▼	140
Other	2023	-	-	-	-	-	1	-	1	-	-	1	-	3	-50%	3
	2022	-	-	-	-	2	-	1	1	-	-	1	1	6	▼	6
Other Criminally Related Matters	2023	1	2	4	4	4	1	2	11	1	4	2	2	38	90%	38
	2022	1	-	2	1	2	2	-	3	1	3	2	3	20	▲	20
Probates/Wills & Trusts - Level 1	2023	-	-	-	-	1	-	-	-	-	-	-	-	1	1	1
	2022	-	-	-	-	-	-	-	-	-	-	-	-	0	↔	0
Probates/Wills & Trusts - Level 2	2023	-	-	1	1	-	1	1	2	-	2	-	3	11	0%	11
	2022	-	2	2	1	-	3	1	-	1	1	-	-	11	↔	11
Protective Orders	2023	-	-	-	-	2	-	-	-	-	-	-	-	2	2	2
	2022	-	-	-	-	-	-	-	-	-	-	-	-	0	↔	0
Uncontested Divorce	2023	4	5	6	7	10	6	4	-	6	4	3	5	60	11%	60
	2022	2	6	6	8	6	1	4	3	6	6	2	4	54	▲	54

This report reflects data in the case management system. Numbers will update accordingly as reports are refreshed and posted.

Dashboard		Monthly Filings Summary		Jan --- Dec Filings	
Court: Arlington Circuit	Circuit/Court ID: 17 217013				
Start/End Date: Jan-22 / Dec-23	Type of Case: Filings				
2022 Average Month: 797	2023 Average Month: 808				
Jan-Dec 2022: 9,563	Jan-Dec 2023 : 9,701				
Filings Trending: ↔	Overall AVG. Month: 803				

Filings by Division																
Divisions		Jan	Feb	Mar	Apr	May	Jun	Jul	Aug	Sep	Oct	Nov	Dec	Thru Dec	% Change	Total
Total	2023	792	824	920	768	1,045	769	743	785	791	837	726	701	9,701	1%	9,701
	2022	736	681	886	841	794	827	807	962	842	772	698	717	9,563	▲	9,563
Civil	2023	153	197	214	180	403	194	194	218	195	196	154	132	2,430	8%	2,430
	2022	191	170	234	212	231	182	202	215	176	147	135	149	2,244	▲	2,244
Criminal	2023	241	231	224	171	242	181	201	165	203	231	223	216	2,529	5%	2,529
	2022	193	205	241	165	165	151	190	294	211	226	190	187	2,418	▲	2,418
Concealed Handgun Permits	2023	99	95	116	83	95	73	78	93	59	86	79	88	1,044	-4%	1,044
	2022	79	64	91	83	75	111	107	95	87	85	109	99	1,085	▼	1,085
Miscellaneous/ Other	2023	296	300	365	333	302	319	269	307	333	322	269	263	3,678	-3%	3,678
	2022	271	239	318	377	319	382	305	357	368	313	261	281	3,791	▼	3,791
Others	2023	3	1	1	1	3	2	1	2	1	2	1	2	20	-20%	20
	2022	2	3	2	4	4	1	3	1	-	1	3	1	25	▼	25

Filings by Case Category																
Case Categories		Jan	Feb	Mar	Apr	May	Jun	Jul	Aug	Sep	Oct	Nov	Dec	Thru Dec	% Change	Total
Administrative Law	2023	2	2	1	2	1	2	4	-	1	4	-	2	21	50%	21
	2022	1	-	1	1	1	5	-	1	2	1	1	-	14	▲	14
Contested Divorce	2023	19	21	16	14	22	15	21	19	24	16	9	10	206	-8%	206
	2022	16	14	24	23	20	26	27	16	10	13	20	15	224	▼	224
Domestic and Family - Level 1	2023	16	7	5	20	8	7	13	17	3	11	4	6	117	63%	117
	2022	7	7	9	10	8	2	-	8	5	6	5	5	72	▲	72
Domestic and Family - Level 2	2023	8	1	3	3	6	4	5	11	6	3	5	5	60	-17%	60
	2022	6	3	7	5	9	7	7	8	3	8	5	4	72	▼	72
Felonies and Related Matters	2023	127	149	127	77	125	102	148	93	130	120	120	109	1,427	1%	1,427
	2022	115	119	147	89	103	101	90	171	130	149	78	123	1,415	▲	1,415
General Civil - Level 1	2023	11	3	4	2	5	2	3	5	2	4	4	-	45	105%	45
	2022	2	2	4	1	1	1	1	3	3	1	1	2	22	▲	22
General Civil - Level 2	2023	52	119	129	88	301	108	97	109	107	106	94	61	1,371	21%	1,371
	2022	97	82	110	110	130	81	103	112	87	71	69	85	1,137	▲	1,137
General Civil - Level 3	2023	5	7	6	16	5	11	7	14	8	15	8	16	118	-16%	118
	2022	10	10	7	12	11	11	25	18	10	8	8	10	140	▼	140
Miscellaneous Civil	2023	241	232	274	223	218	249	198	244	252	254	210	175	2,770	-7%	2,770
	2022	226	160	248	318	241	270	245	300	253	243	230	249	2,983	▼	2,983
Misdemeanor	2023	28	28	36	18	25	19	27	27	25	37	24	27	321	-4%	321
	2022	22	29	35	31	30	22	21	42	20	28	35	21	336	▼	336
Other	2023	156	161	209	197	187	147	150	161	138	155	138	178	1,977	3%	1,977
	2022	127	144	162	147	155	227	167	157	209	158	143	127	1,923	▲	1,923
Other Criminally Related Matters	2023	86	58	67	78	93	61	27	47	49	77	79	81	803	19%	803
	2022	56	58	62	45	34	29	79	83	61	49	77	43	676	▲	676
Probates/Wills & Trusts - Level 1	2023	1	3	1	1	-	2	6	5	3	-	-	-	22	-12%	22
	2022	3	1	4	-	5	3	3	3	1	2	-	-	25	▼	25
Probates/Wills & Trusts - Level 2	2023	11	12	15	7	11	13	11	9	14	9	8	6	126	-3%	126
	2022	12	15	15	11	5	12	11	6	18	7	5	13	130	▼	130
Protective Orders	2023	-	-	-	-	-	-	-	-	-	-	-	-	0	-100%	0
	2022	-	-	-	-	-	-	-	-	1	-	-	-	1	▼	1
Uncontested Divorce	2023	29	21	27	22	38	27	26	24	29	26	23	25	317	-19%	317
	2022	36	37	51	38	41	30	28	34	29	28	21	20	393	▼	393

This report reflects data in the case management system. Numbers will update accordingly as reports are refreshed and posted.

PLN-CCMS-10.01 CASELOAD STATISTICS OF THE CIRCUIT COURTS

Fauquier

January 2022 -- December 2023 Filings


Alexandria and Fairfax Circuit are not Included in State Totals

Dashboard

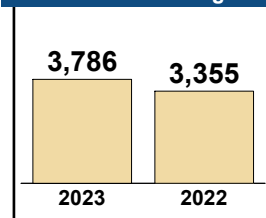
Court: Fauquier Circuit
Start/End Date: Jan-22 / Dec-23
2022 Average Month: 280
Jan-Dec 2022: 3,355
Filings Trending: ▲

Circuit/Court ID: 20 220061
Type of Case: Filings
2023 Average Month: 316
Jan-Dec 2023 : 3,786
Overall AVG. Month: 298

Monthly Filings Summary



Jan --- Dec Filings



Filings by Division

Divisions		Jan	Feb	Mar	Apr	May	Jun	Jul	Aug	Sep	Oct	Nov	Dec	Thru Dec	% Change	Total
Total	2023	315	322	493	250	305	285	226	288	285	263	317	437	3,786	13%	3,786
	2022	309	306	296	222	290	240	259	267	269	261	388	248	3,355	▲	3,355
Civil	2023	35	50	37	39	50	40	42	37	35	32	40	34	471	6%	471
	2022	36	34	36	37	39	39	31	40	46	31	48	26	443	▲	443
Criminal	2023	43	59	224	54	74	74	53	75	98	69	97	46	966	66%	966
	2022	41	46	89	35	67	35	45	60	53	33	31	47	582	▲	582
Concealed Handgun Permits	2023	173	167	170	120	129	111	95	107	101	118	133	115	1,539	8%	1,539
	2022	105	113	112	106	118	125	128	117	115	157	118	115	1,429	▲	1,429
Miscellaneous/ Other	2023	63	46	62	37	51	60	35	69	51	44	46	242	806	-10%	806
	2022	127	112	59	44	66	41	54	50	55	40	190	60	898	▼	898
Others	2023	1	-	-	-	1	-	1	-	-	-	1	-	4	33%	4
	2022	-	1	-	-	-	-	1	-	-	-	1	-	3	▲	3

Filings by Case Category

Case Categories		Jan	Feb	Mar	Apr	May	Jun	Jul	Aug	Sep	Oct	Nov	Dec	Thru Dec	% Change	Total
Administrative Law	2023	-	-	-	-	-	-	-	-	1	-	-	-	1	-67%	1
	2022	-	-	-	-	-	-	-	-	-	-	1	2	3	▼	3
Contested Divorce	2023	1	4	3	2	5	2	5	7	2	2	5	5	43	2%	43
	2022	5	1	4	4	4	5	1	4	3	2	6	3	42	▲	42
Domestic and Family - Level 1	2023	6	8	2	8	7	10	1	-	1	3	2	8	56	12%	56
	2022	1	-	8	5	6	2	7	4	12	1	4	-	50	▲	50
Domestic and Family - Level 2	2023	1	2	3	3	1	4	3	4	4	-	1	3	29	12%	29
	2022	3	2	2	-	2	3	-	2	2	5	2	3	26	▲	26
Felonies and Related Matters	2023	28	33	117	25	51	54	23	46	55	41	77	33	583	81%	583
	2022	17	25	46	20	43	14	26	32	35	20	16	28	322	▲	322
General Civil - Level 1	2023	-	1	1	-	-	-	-	2	-	-	-	-	4	33%	4
	2022	-	-	-	1	-	-	-	-	-	-	1	1	3	▲	3
General Civil - Level 2	2023	10	16	14	12	15	4	16	7	12	15	10	10	141	24%	141
	2022	9	7	10	9	9	9	6	7	12	12	18	6	114	▲	114
General Civil - Level 3	2023	1	8	5	2	5	9	3	10	5	3	8	2	61	9%	61
	2022	1	8	2	6	4	7	5	5	5	1	6	6	56	▲	56
Miscellaneous Civil	2023	199	190	204	141	162	142	114	144	121	142	156	143	1,858	10%	1,858
	2022	121	148	137	127	137	137	154	139	140	172	137	140	1,689	▲	1,689
Misdemeanor	2023	10	14	96	16	10	14	20	23	28	21	15	5	272	48%	272
	2022	17	16	35	9	20	13	12	18	11	12	8	13	184	▲	184
Other	2023	38	23	23	14	18	24	12	27	32	19	21	212	463	-24%	463
	2022	110	75	29	21	46	25	28	29	28	23	170	27	611	▼	611
Other Criminally Related Matters	2023	5	12	11	13	13	6	10	7	15	8	6	8	114	44%	114
	2022	7	6	9	6	4	8	7	10	7	1	7	7	79	▲	79
Probates/Wills & Trusts - Level 1	2023	1	-	-	-	1	1	-	-	1	-	-	-	4	33%	4
	2022	1	-	-	-	1	-	-	-	-	1	-	-	3	▲	3
Probates/Wills & Trusts - Level 2	2023	6	-	3	1	4	5	3	1	3	1	6	1	34	-11%	34
	2022	5	6	2	3	5	3	3	1	4	-	3	3	38	▼	38
Protective Orders	2023	1	2	-	1	3	-	2	1	1	1	1	1	14	27%	14
	2022	1	-	1	2	-	3	1	2	-	1	-	-	11	▲	11
Uncontested Divorce	2023	8	9	11	12	10	10	14	9	4	7	9	6	109	-12%	109
	2022	11	12	11	9	9	11	9	14	10	9	9	10	124	▼	124

This report reflects data in the case management system. Numbers will update accordingly as reports are refreshed and posted.

PLN-CCMS-10.01 CASELOAD STATISTICS OF THE CIRCUIT COURTS

Loudoun

January 2022 -- December 2023 Filings

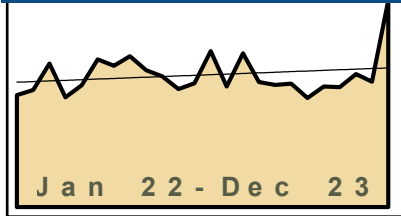
Alexandria and Fairfax Circuit are not Included in State Totals

Dashboard

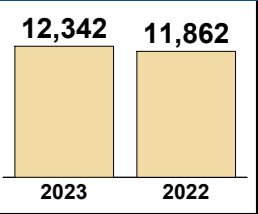
Court: Loudoun Circuit
Start/End Date: Jan-22 / Dec-23
2022 Average Month: 989
Jan-Dec 2022: 11,862
Filings Trending: ▲

Circuit/Court ID: 20 220107
Type of Case: Filings
2023 Average Month: 1,029
Jan-Dec 2023 : 12,342
Overall AVG. Month: 1,009

Monthly Filings Summary



Jan --- Dec Filings



Filings by Division

Divisions		Jan	Feb	Mar	Apr	May	Jun	Jul	Aug	Sep	Oct	Nov	Dec	Thru Dec	% Change	Total
Total	2023	1,192	922	1,175	955	934	942	832	922	917	1,016	957	1,578	12,342	4%	12,342
	2022	854	895	1,095	838	930	1,128	1,080	1,151	1,044	999	902	946	11,862	▲	11,862
Civil	2023	136	151	182	149	191	184	151	155	154	164	145	153	1,915	3%	1,915
	2022	117	149	177	167	164	161	133	184	152	154	138	156	1,852	▲	1,852
Criminal	2023	117	111	122	172	91	127	94	150	134	214	171	164	1,667	10%	1,667
	2022	88	99	183	111	99	124	202	124	139	133	131	89	1,522	▲	1,522
Concealed Handgun Permits	2023	403	347	393	295	276	267	253	228	244	289	288	269	3,552	0%	3,552
	2022	278	288	278	220	263	362	341	347	317	307	249	285	3,535	▲	3,535
Miscellaneous/ Other	2023	534	307	474	337	370	364	323	386	385	347	353	986	5,166	5%	5,166
	2022	368	359	455	340	404	479	403	495	434	405	383	416	4,941	▲	4,941
Others	2023	2	6	4	2	6	-	11	3	-	2	-	6	42	250%	42
	2022	3	-	2	-	-	2	1	1	2	-	1	-	12	▲	12

Filings by Case Category

Case Categories		Jan	Feb	Mar	Apr	May	Jun	Jul	Aug	Sep	Oct	Nov	Dec	Thru Dec	% Change	Total
Administrative Law	2023	1	3	2	2	3	-	-	-	2	3	-	-	16	100%	16
	2022	1	-	1	-	3	-	-	-	-	-	-	3	8	▲	8
Contested Divorce	2023	29	20	34	26	19	30	17	14	25	25	18	20	277	7%	277
	2022	13	15	35	26	13	24	14	25	26	26	24	18	259	▲	259
Domestic and Family - Level 1	2023	5	12	21	19	22	21	7	11	10	7	16	14	165	-34%	165
	2022	6	13	15	25	15	22	18	42	13	19	16	47	251	▼	251
Domestic and Family - Level 2	2023	19	12	14	4	16	5	6	7	6	4	8	9	110	-22%	110
	2022	16	14	14	10	10	10	14	11	9	13	8	12	141	▼	141
Felonies and Related Matters	2023	50	48	42	78	54	41	46	81	85	110	119	73	827	27%	827
	2022	33	57	84	59	34	58	60	48	60	56	51	49	649	▲	649
General Civil - Level 1	2023	2	3	2	3	2	4	3	2	2	3	3	4	33	22%	33
	2022	2	3	3	5	3	1	5	-	3	-	-	2	27	▲	27
General Civil - Level 2	2023	30	40	35	36	54	56	44	54	53	46	37	43	528	30%	528
	2022	38	32	28	30	38	39	33	33	39	43	31	22	406	▲	406
General Civil - Level 3	2023	14	9	17	23	23	24	16	18	14	8	14	14	194	-16%	194
	2022	12	17	30	14	20	19	17	23	18	24	20	16	230	▼	230
Miscellaneous Civil	2023	639	504	591	439	425	425	414	454	424	454	437	408	5,614	-8%	5,614
	2022	443	441	511	368	485	637	564	644	539	512	448	515	6,107	▼	6,107
Misdemeanor	2023	21	27	22	12	16	22	30	20	27	36	12	33	278	12%	278
	2022	13	17	37	12	19	24	24	10	30	18	27	18	249	▲	249
Other	2023	275	142	253	161	197	180	160	139	177	166	182	824	2,856	33%	2,856
	2022	193	195	203	167	165	185	165	174	193	176	167	164	2,147	▲	2,147
Other Criminally Related Matters	2023	46	36	60	82	22	66	18	51	22	68	43	59	573	-9%	573
	2022	43	26	62	42	46	42	119	66	51	60	53	22	632	▼	632
Probates/Wills & Trusts - Level 1	2023	-	-	2	-	-	-	2	2	-	-	-	-	6	50%	6
	2022	1	-	-	1	-	1	-	-	-	-	1	-	4	▲	4
Probates/Wills & Trusts - Level 2	2023	9	9	7	8	18	15	12	11	4	19	14	4	130	44%	130
	2022	2	4	14	6	11	10	7	7	8	7	9	5	90	▲	90
Uncontested Divorce	2023	52	57	73	62	63	53	57	58	66	67	54	73	735	11%	735
	2022	38	61	58	73	68	56	40	68	55	45	47	53	662	▲	662

This report reflects data in the case management system. Numbers will update accordingly as reports are refreshed and posted.

PLN-CCMS-10.01 CASELOAD STATISTICS OF THE CIRCUIT COURTS

Rappahannock

January 2022 -- December 2023 Filings

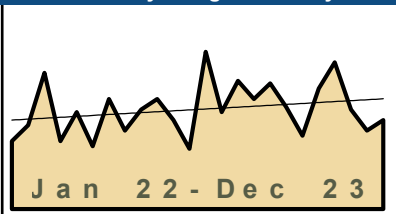
Alexandria and Fairfax Circuit are not Included in State Totals

Dashboard

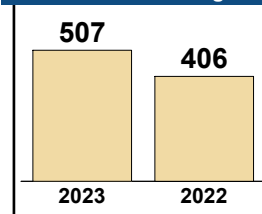
Court: Rappahannock Circuit
Start/End Date: Jan-22 / Dec-23
2022 Average Month: 34
Jan-Dec 2022: 406
Filings Trending: ▲

Circuit/Court ID: 20 220157
Type of Case: Filings
2023 Average Month: 42
Jan-Dec 2023 : 507
Overall AVG. Month: 38

Monthly Filings Summary



Jan --- Dec Filings



Filings by Division

Divisions		Jan	Feb	Mar	Apr	May	Jun	Jul	Aug	Sep	Oct	Nov	Dec	Thru Dec	% Change	Total
Total	2023	60	37	49	42	48	39	28	46	56	38	30	34	507	25%	507
	2022	26	32	52	26	37	24	42	30	38	42	34	23	406	▲	406
Civil	2023	13	7	3	4	6	3	6	5	2	2	-	2	53	2%	53
	2022	4	-	5	1	9	1	12	3	6	7	2	2	52	▲	52
Criminal	2023	12	1	20	22	16	12	4	19	34	23	6	10	179	77%	179
	2022	6	6	26	1	11	2	8	-	11	9	13	8	101	▲	101
Concealed Handgun Permits	2023	27	19	20	12	12	10	8	13	14	8	17	7	167	0%	167
	2022	6	18	11	16	11	14	18	21	15	18	10	9	167	↔	167
Miscellaneous/Other	2023	8	10	6	4	14	14	10	8	6	5	7	15	107	24%	107
	2022	10	8	10	8	6	7	4	6	6	8	9	4	86	▲	86
Others	2023	-	-	-	-	-	-	-	1	-	-	-	-	1	1	1
	2022	-	-	-	-	-	-	-	-	-	-	-	-	0	↔	0

Filings by Case Category

Case Categories		Jan	Feb	Mar	Apr	May	Jun	Jul	Aug	Sep	Oct	Nov	Dec	Thru Dec	% Change	Total
Administrative Law	2023	-	-	-	-	-	-	-	-	-	-	-	-	0	-100%	0
	2022	-	-	1	-	-	-	1	-	-	-	-	-	2	▼	2
Capital Murder	2023	-	-	-	1	-	-	-	-	-	-	-	-	1	0%	1
	2022	-	-	-	-	-	-	-	-	1	-	-	-	1	↔	1
Contested Divorce	2023	1	1	-	-	1	-	1	1	-	-	-	-	5	67%	5
	2022	1	-	-	-	-	-	1	-	-	1	-	-	3	▲	3
Domestic and Family - Level 1	2023	4	1	-	3	-	2	1	-	1	-	-	-	12	33%	12
	2022	-	-	-	1	-	-	3	1	-	3	-	1	9	▲	9
Domestic and Family - Level 2	2023	-	-	-	-	-	-	-	-	-	1	-	-	1	-75%	1
	2022	-	-	1	-	2	-	-	-	1	-	-	-	4	▼	4
Felonies and Related Matters	2023	8	1	15	14	6	10	-	16	24	15	4	4	117	63%	117
	2022	5	4	22	-	10	1	6	-	10	1	6	7	72	▲	72
General Civil - Level 1	2023	-	-	-	-	-	-	-	-	-	-	-	-	0	-100%	0
	2022	-	-	-	-	-	1	-	-	-	-	-	-	1	▼	1
General Civil - Level 2	2023	-	5	2	1	3	2	2	2	-	1	-	2	20	82%	20
	2022	3	-	1	-	3	-	-	-	1	2	1	-	11	▲	11
General Civil - Level 3	2023	8	1	1	-	2	-	1	1	-	-	1	-	15	150%	15
	2022	-	1	-	-	-	1	2	-	1	-	-	1	6	▲	6
Miscellaneous Civil	2023	29	23	21	15	15	15	10	16	16	8	22	10	200	-3%	200
	2022	10	21	14	20	13	15	19	23	19	24	17	12	207	▼	207
Misdemeanor	2023	3	-	5	7	10	2	1	1	8	6	1	4	48	140%	48
	2022	1	1	4	-	-	-	2	-	-	4	7	1	20	▲	20
Other	2023	6	5	4	1	10	7	7	6	3	5	1	12	67	68%	67
	2022	6	4	7	4	4	4	3	3	3	-	2	-	40	▲	40
Other Criminally Related Matters	2023	1	-	-	-	-	-	3	2	2	2	1	2	13	63%	13
	2022	-	1	-	1	1	1	-	-	-	4	-	-	8	▲	8
Probates/Wills & Trusts - Level 2	2023	-	-	-	-	1	1	2	-	-	-	-	-	4	100%	4
	2022	-	-	-	-	-	-	-	-	1	1	-	-	2	▲	2
Uncontested Divorce	2023	-	-	1	-	-	-	-	1	2	-	-	-	4	-80%	4
	2022	-	-	2	-	4	1	5	3	1	2	1	1	20	▼	20

This report reflects data in the case management system. Numbers will update accordingly as reports are refreshed and posted.

PLN-CCMS-10.01 CASELOAD STATISTICS OF THE CIRCUIT COURTS

Henry

January 2022 -- December 2023 Filings

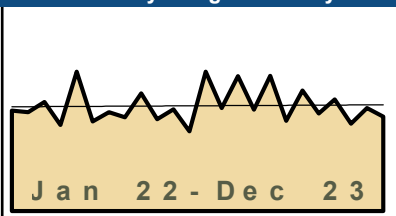
Alexandria and Fairfax Circuit are not Included in State Totals

Dashboard

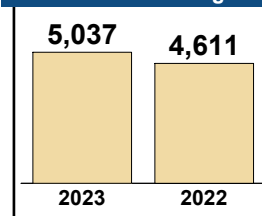
Court: Henry Circuit
Start/End Date: Jan-22 / Dec-23
2022 Average Month: 384
Jan-Dec 2022: 4,611
Filings Trending: ▲

Circuit/Court ID: 21 221089
Type of Case: Filings
2023 Average Month: 420
Jan-Dec 2023 : 5,037
Overall AVG. Month: 402

Monthly Filings Summary



Jan --- Dec Filings



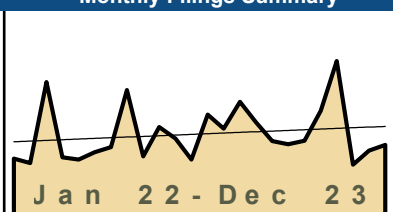
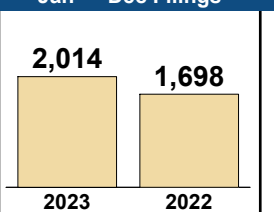
Filings by Division

Divisions		Jan	Feb	Mar	Apr	May	Jun	Jul	Aug	Sep	Oct	Nov	Dec	Thru Dec	% Change	Total
Total	2023	532	393	515	387	517	345	460	373	426	334	394	361	5,037	9%	5,037
	2022	384	378	416	329	532	342	377	358	450	351	389	305	4,611	▲	4,611
Civil	2023	26	32	35	31	36	29	32	39	31	29	17	24	361	-14%	361
	2022	45	21	34	35	38	36	24	34	35	52	32	34	420	▼	420
Criminal	2023	285	160	273	179	308	158	269	156	235	143	233	190	2,589	13%	2,589
	2022	184	189	177	108	331	169	199	162	242	142	235	159	2,297	▲	2,297
Concealed Handgun Permits	2023	157	115	141	107	98	82	88	94	87	83	71	76	1,199	10%	1,199
	2022	84	95	110	101	88	88	77	97	103	96	75	76	1,090	▲	1,090
Miscellaneous/ Other	2023	64	86	66	69	75	76	71	84	73	79	73	71	887	10%	887
	2022	71	73	95	85	75	49	77	65	70	61	47	36	804	▲	804
Others	2023	-	-	-	1	-	-	-	-	-	-	-	-	1	1	1
	2022	-	-	-	-	-	-	-	-	-	-	-	-	0	↔	0

Filings by Case Category

Case Categories		Jan	Feb	Mar	Apr	May	Jun	Jul	Aug	Sep	Oct	Nov	Dec	Thru Dec	% Change	Total
Administrative Law	2023	-	-	-	-	-	-	1	-	1	-	-	-	2	0%	2
	2022	1	-	-	-	-	-	-	-	-	1	-	-	2	↔	2
Capital Murder	2023	-	-	-	-	-	-	1	-	-	-	1	-	2	-60%	2
	2022	1	-	-	-	-	-	-	-	-	-	4	-	5	▼	5
Contested Divorce	2023	6	3	7	1	2	6	4	4	8	3	2	3	49	-18%	49
	2022	3	3	6	7	6	5	3	6	4	7	5	5	60	▼	60
Domestic and Family - Level 1	2023	6	1	4	1	7	7	2	8	4	3	1	-	44	-30%	44
	2022	2	6	7	3	8	2	4	8	7	8	6	2	63	▼	63
Domestic and Family - Level 2	2023	-	2	1	2	4	-	-	3	2	2	2	-	18	-47%	18
	2022	4	2	2	2	3	4	3	3	2	5	-	4	34	▼	34
Felonies and Related Matters	2023	182	116	182	96	192	109	228	108	181	84	166	132	1,776	14%	1,776
	2022	130	146	94	64	246	104	155	115	152	95	169	93	1,563	▲	1,563
General Civil - Level 1	2023	-	-	-	-	-	-	1	-	-	-	-	-	1	1	1
	2022	-	-	-	-	-	-	-	-	-	-	-	-	0	↔	0
General Civil - Level 2	2023	3	4	7	4	2	3	5	4	2	3	1	4	42	-30%	42
	2022	16	3	3	4	6	5	2	8	4	4	2	3	60	▼	60
General Civil - Level 3	2023	6	8	2	6	5	5	4	8	4	7	7	10	72	29%	72
	2022	4	1	4	3	4	10	3	2	4	8	7	6	56	▲	56
Miscellaneous Civil	2023	172	144	174	138	115	112	116	123	107	123	93	98	1,515	10%	1,515
	2022	104	120	145	126	115	107	109	125	127	122	91	91	1,382	▲	1,382
Misdemeanor	2023	92	41	77	52	104	46	36	39	49	44	49	49	678	8%	678
	2022	50	36	67	29	83	58	37	38	80	40	54	56	628	▲	628
Other	2023	48	56	33	38	58	46	45	53	54	37	50	48	566	12%	566
	2022	51	48	59	59	47	29	45	35	46	35	31	19	504	▲	504
Other Criminally Related Matters	2023	11	3	15	31	12	3	4	9	5	15	17	9	134	26%	134
	2022	5	7	17	15	2	8	8	9	10	7	8	10	106	▲	106
Probates/Wills & Trusts - Level 1	2023	-	1	-	1	1	-	2	-	-	-	-	-	5	-17%	5
	2022	1	-	1	1	-	-	1	-	1	1	-	-	6	▼	6
Probates/Wills & Trusts - Level 2	2023	-	4	-	3	4	2	1	2	4	5	3	1	29	4%	29
	2022	-	2	1	5	1	3	1	1	2	6	2	4	28	▲	28
Uncontested Divorce	2023	6	10	13	14	11	6	10	12	5	8	2	7	104	-9%	104
	2022	12	4	10	11	11	7	6	8	11	12	10	12	114	▼	114

This report reflects data in the case management system. Numbers will update accordingly as reports are refreshed and posted.

Dashboard		Monthly Filings Summary		Jan --- Dec Filings	
<p>Court: Patrick Circuit Start/End Date: Jan-22 / Dec-23 2022 Average Month: 142 Jan-Dec 2022: 1,698 Filings Trending: ▲</p>	<p>Circuit/Court ID: 21 221141 Type of Case: Filings 2023 Average Month: 168 Jan-Dec 2023 : 2,014 Overall AVG. Month: 155</p>	 <p style="text-align: center; font-weight: bold; color: white; background-color: black; padding: 2px;">Jan 22 - Dec 23</p>		 <p style="text-align: center; font-weight: bold;">2023: 2,014 2022: 1,698</p>	

Filings by Division																
Divisions		Jan	Feb	Mar	Apr	May	Jun	Jul	Aug	Sep	Oct	Nov	Dec	Thru Dec	% Change	Total
Total	2023	192	165	216	177	141	135	142	199	294	96	123	134	2,014	19%	2,014
	2022	108	99	254	110	106	120	130	239	112	168	146	106	1,698	▲	1,698
Civil	2023	4	11	17	9	14	9	8	17	3	8	6	15	121	33%	121
	2022	4	4	15	7	9	9	13	10	2	12	2	4	91	▲	91
Criminal	2023	95	66	127	121	75	73	84	133	247	53	83	72	1,229	20%	1,229
	2022	53	48	198	54	53	58	76	172	71	99	97	49	1,028	▲	1,028
Concealed Handgun Permits	2023	87	83	58	41	41	45	42	45	34	23	26	41	566	19%	566
	2022	42	40	38	39	35	41	32	48	29	43	42	45	474	▲	474
Miscellaneous/ Other	2023	6	5	14	6	11	7	8	4	10	12	8	6	97	-7%	97
	2022	9	7	3	9	9	12	9	9	10	14	5	8	104	▼	104
Others	2023	-	-	-	-	-	1	-	-	-	-	-	-	1	0%	1
	2022	-	-	-	1	-	-	-	-	-	-	-	-	-	1	↔

Filings by Case Category																
Case Categories		Jan	Feb	Mar	Apr	May	Jun	Jul	Aug	Sep	Oct	Nov	Dec	Thru Dec	% Change	Total
Administrative Law	2023	-	-	1	-	-	-	-	-	-	-	-	-	1	1	1
	2022	-	-	-	-	-	-	-	-	-	-	-	-	-	0	↔
Capital Murder	2023	-	-	-	-	-	-	-	-	-	-	1	-	1	1	1
	2022	-	-	-	-	-	-	-	-	-	-	-	-	-	0	↔
Contested Divorce	2023	-	1	4	2	1	2	3	2	-	4	1	2	22	38%	22
	2022	1	-	5	4	2	-	3	-	-	-	-	1	16	▲	16
Domestic and Family - Level 1	2023	1	1	-	2	1	-	-	3	-	1	-	-	9	-18%	9
	2022	-	-	1	-	2	2	1	2	1	1	-	1	11	▼	11
Domestic and Family - Level 2	2023	-	1	-	2	-	-	1	-	1	-	-	-	5	67%	5
	2022	1	-	2	-	-	-	-	-	-	-	-	-	3	▲	3
Felonies and Related Matters	2023	49	31	102	73	51	58	48	101	190	34	44	62	843	18%	843
	2022	41	29	146	29	32	38	42	137	50	69	62	37	712	▲	712
General Civil - Level 1	2023	-	-	-	-	-	-	-	-	-	-	-	1	1	1	1
	2022	-	-	-	-	-	-	-	-	-	-	-	-	-	0	↔
General Civil - Level 2	2023	1	-	3	-	4	6	2	5	2	2	3	3	31	82%	31
	2022	1	1	-	3	3	-	-	2	-	4	2	1	17	▲	17
General Civil - Level 3	2023	-	1	5	2	2	-	-	-	-	1	1	-	12	-29%	12
	2022	-	1	1	-	-	3	3	5	-	3	-	1	17	▼	17
Miscellaneous Civil	2023	93	88	67	46	51	52	49	49	43	33	33	47	651	15%	651
	2022	50	46	40	47	42	52	40	55	39	56	46	52	565	▲	565
Misdemeanor	2023	34	21	25	33	26	15	21	29	47	19	34	10	314	12%	314
	2022	13	12	48	22	22	20	26	31	21	23	30	12	280	▲	280
Other	2023	-	-	-	-	-	1	-	-	-	-	-	-	1	0%	1
	2022	-	-	-	1	-	-	-	-	-	-	-	-	-	1	↔
Other Criminally Related Matters	2023	12	14	-	15	2	-	15	3	10	-	4	-	75	97%	75
	2022	-	7	4	3	-	-	-	8	4	-	7	5	-	38	▲
Probates/Wills & Trusts - Level 2	2023	-	2	1	1	1	1	1	2	-	1	-	5	15	67%	15
	2022	-	-	-	1	1	-	-	-	2	-	3	1	1	9	▲
Protective Orders	2023	-	-	-	-	-	-	-	-	-	-	-	-	0	-100%	0
	2022	-	1	-	-	-	-	-	-	-	-	-	-	-	1	▼
Uncontested Divorce	2023	2	5	8	1	2	-	2	5	1	1	2	4	33	18%	33
	2022	1	2	7	-	2	5	5	3	1	2	-	-	28	▲	28

This report reflects data in the case management system. Numbers will update accordingly as reports are refreshed and posted.

Dashboard		Monthly Filings Summary		Jan --- Dec Filings					
<p>Court: Martinsville Circuit Start/End Date: Jan-22 / Dec-23 2022 Average Month: 165 Jan-Dec 2022: 1,977 Filings Trending: ▲</p>	<p>Circuit/Court ID: 21 221690 Type of Case: Filings 2023 Average Month: 169 Jan-Dec 2023 : 2,027 Overall AVG. Month: 167</p>			<table border="1" style="margin: auto;"> <tr> <td style="width: 50%; text-align: center;">2,027</td> <td style="width: 50%; text-align: center;">1,977</td> </tr> <tr> <td style="text-align: center;">2023</td> <td style="text-align: center;">2022</td> </tr> </table>		2,027	1,977	2023	2022
2,027	1,977								
2023	2022								

Filings by Division																
Divisions		Jan	Feb	Mar	Apr	May	Jun	Jul	Aug	Sep	Oct	Nov	Dec	Thru Dec	% Change	Total
Total	2023	172	238	211	121	206	150	165	150	109	186	179	140	2,027	3%	2,027
	2022	126	164	134	115	181	183	288	146	184	136	195	125	1,977	▲	1,977
Civil	2023	9	7	14	7	13	3	9	20	7	10	5	11	115	-18%	115
	2022	7	9	17	10	8	18	11	12	10	14	9	15	140	▼	140
Criminal	2023	109	185	112	69	140	110	105	82	65	123	136	101	1,337	-4%	1,337
	2022	80	114	76	78	126	124	229	97	144	87	158	79	1,392	▼	1,392
Concealed Handgun Permits	2023	14	23	23	9	17	14	9	11	17	12	11	10	170	6%	170
	2022	15	12	19	8	12	18	13	17	9	16	11	11	161	▲	161
Miscellaneous/Other	2023	40	23	62	36	36	23	42	37	20	40	27	18	404	42%	404
	2022	24	29	22	19	35	23	35	20	21	19	17	20	284	▲	284
Others	2023	-	-	-	-	-	-	-	-	-	1	-	-	1	1	1
	2022	-	-	-	-	-	-	-	-	-	-	-	-	0	↔	0

Filings by Case Category																
Case Categories		Jan	Feb	Mar	Apr	May	Jun	Jul	Aug	Sep	Oct	Nov	Dec	Thru Dec	% Change	Total
Administrative Law	2023	-	-	-	-	-	-	-	-	-	1	-	-	1	0%	1
	2022	-	-	-	-	-	-	-	-	-	-	1	-	1	↔	1
Contested Divorce	2023	2	-	1	1	2	-	1	-	-	1	-	-	8	0%	8
	2022	1	-	-	1	2	1	-	-	-	1	1	1	8	↔	8
Domestic and Family - Level 1	2023	-	-	2	2	1	-	-	10	-	-	-	1	16	-59%	16
	2022	-	2	-	5	-	8	6	7	-	5	2	4	39	▼	39
Domestic and Family - Level 2	2023	-	-	1	-	-	-	-	-	-	-	-	2	3	-25%	3
	2022	-	1	1	-	-	-	-	-	1	1	-	-	4	▼	4
Felonies and Related Matters	2023	67	128	58	50	89	75	54	48	31	76	97	65	838	-12%	838
	2022	59	87	41	52	103	78	178	61	65	51	119	53	947	▼	947
General Civil - Level 1	2023	-	-	-	-	1	-	-	1	-	-	-	1	3	-40%	3
	2022	1	-	-	1	-	1	-	1	-	-	-	1	5	▼	5
General Civil - Level 2	2023	2	2	1	2	4	2	2	5	1	4	-	2	27	29%	27
	2022	1	-	2	-	2	3	3	2	3	1	2	2	21	▲	21
General Civil - Level 3	2023	3	1	8	12	14	3	2	6	6	3	2	7	67	72%	67
	2022	2	5	7	1	5	5	-	1	5	3	3	2	39	▲	39
Miscellaneous Civil	2023	18	27	33	16	23	22	20	17	27	21	17	17	258	8%	258
	2022	15	16	25	14	26	23	26	23	14	21	17	18	238	▲	238
Misdemeanor	2023	21	31	29	13	34	26	17	27	19	39	20	30	306	11%	306
	2022	18	18	24	21	14	28	21	23	34	25	27	22	275	▲	275
Other	2023	35	19	52	17	18	12	30	23	9	29	21	9	274	39%	274
	2022	23	23	16	13	17	17	22	14	15	14	10	13	197	▲	197
Other Criminally Related Matters	2023	21	26	25	6	17	9	34	7	15	8	19	6	193	13%	193
	2022	3	9	11	5	9	18	30	13	45	11	12	5	171	▲	171
Probates/Wills & Trusts - Level 2	2023	2	2	-	-	-	-	1	3	1	4	1	-	14	-18%	14
	2022	-	1	5	-	2	-	1	-	1	3	1	3	17	▼	17
Uncontested Divorce	2023	1	2	1	2	3	1	4	3	-	-	2	-	19	27%	19
	2022	3	2	2	2	1	1	1	1	1	-	-	1	15	▲	15

PLN-CCMS-10.01 CASELOAD STATISTICS OF THE CIRCUIT COURTS

Franklin County


January 2022 -- December 2023 Filings

Alexandria and Fairfax Circuit are not Included in State Totals

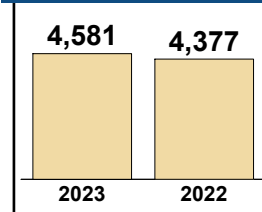
Dashboard

Court: Franklin County Circuit
Circuit/Court ID: 22 222067
Start/End Date: Jan-22 / Dec-23
Type of Case: Filings
2022 Average Month: 365
2023 Average Month: 382
Jan-Dec 2022: 4,377
Jan-Dec 2023 : 4,581
Filings Trending: ▲
Overall AVG. Month: 373

Monthly Filings Summary



Jan --- Dec Filings



Filings by Division

Divisions		Jan	Feb	Mar	Apr	May	Jun	Jul	Aug	Sep	Oct	Nov	Dec	Thru Dec	% Change	Total
Total	2023	361	419	438	496	364	406	302	446	258	452	249	390	4,581	5%	4,581
	2022	214	245	308	408	242	420	375	478	402	486	343	456	4,377	▲	4,377
Civil	2023	45	38	50	39	59	47	67	51	49	55	44	53	597	-5%	597
	2022	38	40	39	61	62	33	95	59	44	47	48	65	631	▼	631
Criminal	2023	122	177	186	297	148	196	111	262	78	222	63	176	2,038	-3%	2,038
	2022	66	118	123	221	42	232	125	263	213	304	169	226	2,102	▼	2,102
Concealed Handgun Permits	2023	147	146	166	135	107	120	88	89	82	135	98	122	1,435	32%	1,435
	2022	73	56	92	79	80	105	103	95	92	94	98	121	1,088	▲	1,088
Miscellaneous/ Other	2023	46	58	36	25	50	43	36	44	49	40	44	39	510	-8%	510
	2022	37	31	54	46	58	49	52	61	53	40	28	44	553	▼	553
Others	2023	1	-	-	-	-	-	-	-	-	-	-	-	1	-67%	1
	2022	-	-	-	1	-	1	-	-	-	1	-	-	3	▼	3

Filings by Case Category

Case Categories		Jan	Feb	Mar	Apr	May	Jun	Jul	Aug	Sep	Oct	Nov	Dec	Thru Dec	% Change	Total
Administrative Law	2023	-	-	-	-	1	1	-	-	-	-	-	-	2	0%	2
	2022	-	-	-	-	1	-	-	-	-	-	1	-	2	↔	2
Capital Murder	2023	-	-	-	-	-	-	-	1	-	-	-	-	1	1	1
	2022	-	-	-	-	-	-	-	-	-	-	-	-	0	↔	0
Contested Divorce	2023	5	4	8	3	2	2	4	5	3	5	3	1	45	-34%	45
	2022	2	6	6	7	7	5	5	6	8	3	4	9	68	▼	68
Domestic and Family - Level 1	2023	20	11	16	11	12	14	30	10	14	30	10	6	184	-35%	184
	2022	11	17	11	29	26	6	68	26	15	22	21	31	283	▼	283
Domestic and Family - Level 2	2023	4	-	-	4	4	1	3	6	3	3	1	2	31	72%	31
	2022	1	1	1	3	1	3	5	-	1	1	-	1	18	▲	18
Felonies and Related Matters	2023	102	158	154	253	124	172	89	209	62	177	52	156	1,708	0%	1,708
	2022	47	100	98	196	30	200	98	229	159	247	138	170	1,712	▼	1,712
General Civil - Level 1	2023	-	1	-	-	-	-	1	-	-	-	1	-	3	-40%	3
	2022	-	-	-	-	3	-	-	-	-	-	1	-	5	▼	5
General Civil - Level 2	2023	5	4	8	7	7	6	9	11	8	6	6	7	84	18%	84
	2022	9	6	8	3	12	6	2	4	5	3	4	9	71	▲	71
General Civil - Level 3	2023	3	5	5	3	17	5	5	3	5	3	8	12	74	35%	74
	2022	1	2	2	6	2	4	3	11	4	4	6	10	55	▲	55
Miscellaneous Civil	2023	157	167	186	146	125	135	103	110	98	159	119	143	1,648	26%	1,648
	2022	82	66	115	94	106	120	123	117	117	120	106	140	1,306	▲	1,306
Misdemeanor	2023	20	17	30	40	21	22	14	46	14	37	8	32	301	-12%	301
	2022	19	13	17	24	7	28	23	29	49	55	26	51	341	▼	341
Other	2023	31	34	13	13	28	29	17	22	28	16	20	15	266	-12%	266
	2022	25	18	29	29	28	33	28	36	24	15	20	17	302	▼	302
Other Criminally Related Matters	2023	2	2	2	4	3	4	8	7	4	8	3	4	51	4%	51
	2022	-	5	8	1	5	4	4	5	5	2	5	5	49	▲	49
Probates/Wills & Trusts - Level 1	2023	-	-	-	-	-	1	-	-	-	-	-	2	3	50%	3
	2022	-	-	-	-	-	-	-	-	-	-	-	1	2	▲	2
Probates/Wills & Trusts - Level 2	2023	6	3	5	3	4	5	2	6	4	-	2	2	42	20%	42
	2022	3	3	2	5	1	2	5	4	3	-	3	4	35	▲	35
Protective Orders	2023	-	2	2	1	-	1	-	-	-	-	3	-	9	200%	9
	2022	-	-	-	-	2	-	-	-	-	1	-	-	3	▲	3
Uncontested Divorce	2023	6	11	9	8	16	8	17	10	15	7	14	8	129	3%	129
	2022	14	8	11	11	11	9	11	11	12	12	8	7	125	▲	125


This report reflects data in the case management system. Numbers will update accordingly as reports are refreshed and posted.

Dashboard

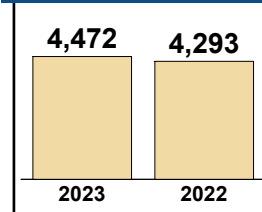
Court: Pittsylvania Circuit
Start/End Date: Jan-22 / Dec-23
2022 Average Month: 358
Jan-Dec 2022: 4,293
Filings Trending: ▲

Circuit/Court ID: 22 222143
Type of Case: Filings
2023 Average Month: 373
Jan-Dec 2023 : 4,472
Overall AVG. Month: 365

Monthly Filings Summary



Jan --- Dec Filings



Filings by Division

Divisions		Jan	Feb	Mar	Apr	May	Jun	Jul	Aug	Sep	Oct	Nov	Dec	Thru Dec	% Change	Total
Total	2023	461	442	434	304	348	344	328	412	411	362	332	294	4,472	4%	4,472
	2022	267	393	368	370	363	369	331	338	340	382	377	395	4,293	▲	4,293
Civil	2023	29	39	49	29	29	47	33	42	39	34	36	24	430	-7%	430
	2022	19	33	42	42	39	49	33	46	34	43	44	40	464	▼	464
Criminal	2023	108	148	116	73	77	127	123	163	145	128	86	86	1,380	22%	1,380
	2022	27	137	65	143	87	110	83	73	81	128	81	114	1,129	▲	1,129
Concealed Handgun Permits	2023	201	173	185	137	140	116	109	123	137	138	145	124	1,728	5%	1,728
	2022	135	131	170	113	140	141	109	130	125	135	160	155	1,644	▲	1,644
Miscellaneous/ Other	2023	121	82	83	65	101	52	61	84	90	62	64	60	925	-12%	925
	2022	86	91	91	72	97	69	106	88	100	76	92	86	1,054	▼	1,054
Others	2023	2	-	1	-	1	2	2	-	-	-	1	-	9	350%	9
	2022	-	1	-	-	-	-	-	1	-	-	-	-	2	▲	2

Filings by Case Category

Case Categories		Jan	Feb	Mar	Apr	May	Jun	Jul	Aug	Sep	Oct	Nov	Dec	Thru Dec	% Change	Total
Administrative Law	2023	1	-	1	-	-	1	-	-	-	-	-	-	3	200%	3
	2022	-	-	-	-	1	-	-	-	-	-	-	-	1	▲	1
Capital Murder	2023	-	-	-	-	-	-	-	-	-	-	-	-	0	-100%	0
	2022	-	-	-	-	-	1	-	-	-	-	-	-	1	▼	1
Contested Divorce	2023	5	5	3	1	3	6	5	7	3	5	6	4	53	-21%	53
	2022	3	6	7	7	4	7	9	5	3	8	3	5	67	▼	67
Domestic and Family - Level 1	2023	3	12	9	7	8	14	5	12	22	9	4	5	110	-17%	110
	2022	-	13	5	12	7	18	7	7	11	14	21	18	133	▼	133
Domestic and Family - Level 2	2023	-	-	7	4	3	1	-	2	2	2	4	2	27	80%	27
	2022	-	-	2	2	1	2	1	-	2	-	3	2	15	▲	15
Felonies and Related Matters	2023	82	117	80	53	54	96	93	142	101	104	70	69	1,061	39%	1,061
	2022	17	98	40	99	60	66	47	55	52	100	54	76	764	▲	764
General Civil - Level 1	2023	-	-	-	-	1	-	-	1	1	-	-	2	5	400%	5
	2022	-	-	-	-	-	-	1	-	-	-	-	-	1	▲	1
General Civil - Level 2	2023	2	4	6	5	4	6	1	9	1	3	5	2	48	0%	48
	2022	3	3	9	4	-	5	1	7	1	5	4	6	48	↔	48
General Civil - Level 3	2023	9	4	9	2	5	7	6	7	6	8	5	2	70	35%	70
	2022	2	2	5	5	2	5	1	8	6	6	4	6	52	▲	52
Miscellaneous Civil	2023	226	201	215	158	174	136	125	151	161	156	165	142	2,010	3%	2,010
	2022	146	151	207	137	170	157	139	152	149	159	191	192	1,950	▲	1,950
Misdemeanor	2023	25	25	35	16	24	27	25	15	40	18	16	15	281	-15%	281
	2022	10	34	21	38	25	42	34	15	25	27	23	35	329	▼	329
Other	2023	98	49	48	43	67	31	46	50	64	41	44	43	624	-14%	624
	2022	72	71	52	46	68	47	74	66	75	49	56	47	723	▼	723
Other Criminally Related Matters	2023	1	6	2	4	-	5	5	6	5	6	3	2	45	25%	45
	2022	-	5	4	6	2	1	2	3	4	1	5	3	36	▲	36
Probates/Wills & Trusts - Level 1	2023	-	1	-	1	-	-	-	-	-	1	-	1	4	100%	4
	2022	1	-	-	1	-	-	-	-	-	-	-	-	2	▲	2
Probates/Wills & Trusts - Level 2	2023	-	5	5	-	1	-	3	-	2	3	2	1	22	10%	22
	2022	1	1	2	1	1	-	2	6	2	1	2	1	20	▲	20
Uncontested Divorce	2023	9	13	14	10	4	14	14	10	3	6	8	4	109	-28%	109
	2022	12	9	14	12	22	18	13	14	10	12	11	4	151	▼	151

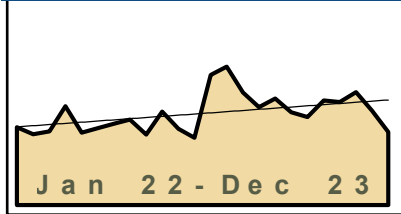
This report reflects data in the case management system. Numbers will update accordingly as reports are refreshed and posted.

Dashboard

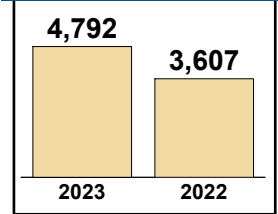
Court: Danville Circuit
Start/End Date: Jan-22 / Dec-23
2022 Average Month: 301
Jan-Dec 2022: 3,607
Filings Trending: ▲

Circuit/Court ID: 22 222590
Type of Case: Filings
2023 Average Month: 399
Jan-Dec 2023 : 4,792
Overall AVG. Month: 350

Monthly Filings Summary



Jan --- Dec Filings



Filings by Division

Divisions		Jan	Feb	Mar	Apr	May	Jun	Jul	Aug	Sep	Oct	Nov	Dec	Thru Dec	% Change	Total
Total	2023	497	529	430	374	407	355	336	400	394	431	360	279	4,792	33%	4,792
	2022	297	270	281	378	277	293	311	326	269	357	291	257	3,607	▲	3,607
Civil	2023	20	16	39	30	21	24	23	39	35	22	40	31	340	3%	340
	2022	19	15	34	37	19	21	33	30	21	35	21	44	329	▲	329
Criminal	2023	311	343	221	194	208	187	180	244	227	271	187	134	2,707	12%	2,707
	2022	213	180	137	269	182	208	214	220	198	258	215	126	2,420	▲	2,420
Concealed Handgun Permits	2023	64	67	72	58	48	46	47	39	51	42	52	56	642	14%	642
	2022	45	51	72	47	46	41	45	51	29	41	39	56	563	▲	563
Miscellaneous/Other	2023	99	102	97	92	129	98	86	78	81	96	80	57	1,095	276%	1,095
	2022	20	24	38	24	30	21	19	25	21	23	16	30	291	▲	291
Others	2023	3	1	1	-	1	-	-	-	-	-	-	1	8	100%	8
	2022	-	-	-	1	-	2	-	-	-	-	-	-	4	▲	4

Filings by Case Category

Case Categories		Jan	Feb	Mar	Apr	May	Jun	Jul	Aug	Sep	Oct	Nov	Dec	Thru Dec	% Change	Total
Administrative Law	2023	-	-	-	-	-	1	1	1	-	-	-	-	3	3	3
	2022	-	-	-	-	-	-	-	-	-	-	-	-	0	↔	0
Capital Murder	2023	-	-	-	2	-	-	-	-	-	-	-	-	2	2	2
	2022	-	-	-	-	-	-	-	-	-	-	-	-	0	↔	0
Contested Divorce	2023	-	1	5	2	3	1	2	2	3	-	3	1	23	-18%	23
	2022	3	3	4	1	2	1	2	3	5	3	-	1	28	▼	28
Domestic and Family - Level 1	2023	6	3	9	3	3	1	8	5	11	9	6	12	76	-1%	76
	2022	3	3	9	16	5	2	12	8	2	10	4	3	77	▼	77
Domestic and Family - Level 2	2023	-	-	1	7	1	-	1	-	-	1	-	12	23	0%	23
	2022	2	3	2	-	-	1	-	-	1	1	-	13	23	↔	23
Felonies and Related Matters	2023	208	247	144	139	142	133	136	181	162	207	153	85	1,937	17%	1,937
	2022	170	115	85	177	113	147	144	147	141	172	151	90	1,652	▲	1,652
General Civil - Level 1	2023	-	-	1	-	1	1	-	-	1	-	-	2	6	0%	6
	2022	1	1	-	1	-	-	1	-	-	1	-	1	6	↔	6
General Civil - Level 2	2023	7	2	6	2	8	4	5	5	4	5	4	3	55	0%	55
	2022	4	4	5	5	3	6	8	3	4	2	5	6	55	↔	55
General Civil - Level 3	2023	11	8	13	9	8	4	5	14	5	5	13	7	102	13%	102
	2022	4	1	10	9	11	5	5	9	10	12	9	5	90	▲	90
Miscellaneous Civil	2023	79	88	91	69	64	63	65	60	68	56	66	65	834	5%	834
	2022	61	70	104	66	70	57	58	75	44	60	51	81	797	▲	797
Misdemeanor	2023	94	91	58	45	53	55	35	61	60	57	47	38	694	2%	694
	2022	37	57	38	78	55	63	66	63	44	80	58	41	680	▲	680
Other	2023	80	77	72	77	103	76	65	49	58	77	59	43	836	10,350%	836
	2022	1	-	2	1	-	2	-	-	-	-	1	1	8	▲	8
Other Criminally Related Matters	2023	9	7	20	13	13	12	10	8	11	8	4	11	126	7%	126
	2022	6	8	14	14	14	4	8	10	14	10	7	9	118	▲	118
Probates/Wills & Trusts - Level 2	2023	-	1	2	2	1	-	3	5	2	2	-	-	18	80%	18
	2022	1	-	2	-	1	2	-	1	-	3	-	-	10	▲	10
Uncontested Divorce	2023	3	4	8	4	7	4	-	9	9	4	5	-	57	-10%	57
	2022	4	5	6	10	3	3	7	7	4	3	5	6	63	▼	63

PLN-CCMS-10.01 CASELOAD STATISTICS OF THE CIRCUIT COURTS

Roanoke County


January 2022 -- December 2023 Filings

Alexandria and Fairfax Circuit are not Included in State Totals

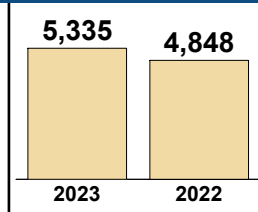
Dashboard

Court: Roanoke County Circuit
Circuit/Court ID: 23 223161
Start/End Date: Jan-22 / Dec-23
Type of Case: Filings
2022 Average Month: 404
2023 Average Month: 445
Jan-Dec 2022: 4,848
Jan-Dec 2023 : 5,335
Filings Trending: ▲
Overall AVG. Month: 424

Monthly Filings Summary



Jan --- Dec Filings



Filings by Division

Divisions		Jan	Feb	Mar	Apr	May	Jun	Jul	Aug	Sep	Oct	Nov	Dec	Thru Dec	% Change	Total
Total	2023	442	547	550	467	433	431	351	488	381	476	337	432	5,335	10%	5,335
	2022	316	398	367	411	385	449	382	501	410	447	375	407	4,848	▲	4,848
Civil	2023	55	50	64	50	46	52	54	57	46	64	40	50	628	-6%	628
	2022	44	58	51	51	63	53	60	68	64	65	49	44	670	▼	670
Criminal	2023	127	209	156	178	141	174	102	219	132	181	92	191	1,902	9%	1,902
	2022	102	147	111	189	99	214	113	221	147	164	99	142	1,748	▲	1,748
Concealed Handgun Permits	2023	200	221	237	164	192	160	130	130	133	145	150	128	1,990	14%	1,990
	2022	108	143	156	126	135	137	153	154	146	167	153	163	1,741	▲	1,741
Miscellaneous/ Other	2023	60	67	93	75	54	45	65	82	70	86	55	63	815	19%	815
	2022	62	50	49	45	88	44	56	58	52	50	74	58	686	▲	686
Others	2023	-	-	-	-	-	-	-	-	-	-	-	-	0	-100%	0
	2022	-	-	-	-	-	1	-	-	-	1	1	-	3	▼	3

Filings by Case Category

Case Categories		Jan	Feb	Mar	Apr	May	Jun	Jul	Aug	Sep	Oct	Nov	Dec	Thru Dec	% Change	Total
Administrative Law	2023	-	1	1	-	-	-	-	-	-	1	-	-	3	-25%	3
	2022	-	-	1	-	-	1	-	1	-	-	1	-	4	▼	4
Capital Murder	2023	-	-	-	-	-	1	-	-	-	-	-	-	1	0%	1
	2022	-	-	-	1	-	-	-	-	-	-	-	-	1	↔	1
Contested Divorce	2023	7	4	10	6	4	5	5	7	6	9	5	5	73	-17%	73
	2022	5	5	11	6	10	8	5	13	9	8	5	3	88	▼	88
Domestic and Family - Level 1	2023	3	6	6	9	13	2	8	8	4	12	3	5	79	-19%	79
	2022	4	9	3	5	5	8	11	9	12	13	13	5	97	▼	97
Domestic and Family - Level 2	2023	3	3	5	3	2	1	3	3	2	4	5	-	34	-15%	34
	2022	3	2	-	3	6	3	7	5	3	3	5	-	40	▼	40
Felonies and Related Matters	2023	106	182	125	129	107	127	82	168	107	134	66	152	1,485	13%	1,485
	2022	81	128	74	136	74	147	84	174	120	130	70	95	1,313	▲	1,313
General Civil - Level 1	2023	-	1	1	1	-	1	-	-	-	-	1	-	5	-69%	5
	2022	2	2	-	1	2	-	-	2	2	2	1	2	16	▼	16
General Civil - Level 2	2023	10	9	8	9	10	10	9	10	12	8	6	10	111	4%	111
	2022	6	11	13	10	7	5	8	14	8	7	8	10	107	▲	107
General Civil - Level 3	2023	9	3	7	4	6	14	10	8	5	6	5	15	92	30%	92
	2022	6	1	3	3	18	8	8	4	9	2	4	5	71	▲	71
Miscellaneous Civil	2023	239	254	296	209	224	185	166	178	183	185	173	160	2,452	16%	2,452
	2022	140	169	189	150	168	160	185	183	177	201	189	199	2,110	▲	2,110
Misdemeanor	2023	15	21	24	45	27	34	16	36	21	34	14	31	318	7%	318
	2022	17	14	18	42	17	42	15	34	19	26	18	35	297	▲	297
Other	2023	21	37	33	25	18	19	26	34	19	41	32	27	332	10%	332
	2022	30	23	14	22	51	19	26	27	18	17	33	21	301	▲	301
Other Criminally Related Matters	2023	6	6	7	4	7	12	4	15	4	14	12	8	99	-30%	99
	2022	4	7	19	11	8	25	14	15	8	8	11	12	142	▼	142
Probates/Wills & Trusts - Level 1	2023	-	1	-	-	-	2	-	1	-	1	-	1	6	-14%	6
	2022	-	-	-	2	-	1	-	-	-	-	1	3	7	▼	7
Probates/Wills & Trusts - Level 2	2023	5	6	2	4	6	4	3	6	3	8	5	3	55	-14%	55
	2022	2	9	8	4	3	2	3	11	4	9	3	6	64	▼	64
Uncontested Divorce	2023	18	13	25	19	9	14	19	14	15	18	11	15	190	0%	190
	2022	16	18	14	15	16	20	16	9	21	20	14	11	190	↔	190

This report reflects data in the case management system. Numbers will update accordingly as reports are refreshed and posted.

PLN-CCMS-10.01 CASELOAD STATISTICS OF THE CIRCUIT COURTS

Roanoke

January 2022 -- December 2023 Filings

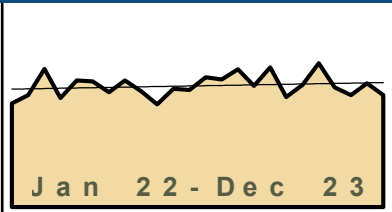
Alexandria and Fairfax Circuit are not Included in State Totals

Dashboard

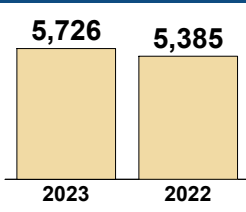
Court: Roanoke Circuit
Start/End Date: Jan-22 / Dec-23
2022 Average Month: 449
Jan-Dec 2022: 5,385
Filings Trending: ▲

Circuit/Court ID: 23 223770
Type of Case: Filings
2023 Average Month: 477
Jan-Dec 2023 : 5,726
Overall AVG. Month: 463

Monthly Filings Summary



Jan --- Dec Filings



Filings by Division

Divisions		Jan	Feb	Mar	Apr	May	Jun	Jul	Aug	Sep	Oct	Nov	Dec	Thru Dec	% Change	Total
Total	2023	496	487	526	463	534	420	467	549	457	428	472	427	5,726	6%	5,726
	2022	396	427	527	416	484	480	438	484	442	392	452	447	5,385	▲	5,385
Civil	2023	94	98	118	104	104	108	112	163	113	88	81	113	1,296	14%	1,296
	2022	107	75	116	119	97	99	68	106	94	81	73	104	1,139	▲	1,139
Criminal	2023	186	192	199	147	187	130	168	187	156	162	183	153	2,050	10%	2,050
	2022	128	116	188	87	167	154	172	183	174	123	217	147	1,856	▲	1,856
Concealed Handgun Permits	2023	106	95	121	106	118	99	69	78	75	74	85	53	1,079	-1%	1,079
	2022	67	94	107	94	109	86	91	88	74	84	91	103	1,088	▼	1,088
Miscellaneous/ Other	2023	110	101	88	105	125	83	118	121	113	103	123	108	1,298	0%	1,298
	2022	94	142	116	116	111	139	107	107	100	104	71	93	1,300	▼	1,300
Others	2023	-	1	-	1	-	-	-	-	-	1	-	-	3	50%	3
	2022	-	-	-	-	-	2	-	-	-	-	-	-	2	▲	2

Filings by Case Category

Case Categories		Jan	Feb	Mar	Apr	May	Jun	Jul	Aug	Sep	Oct	Nov	Dec	Thru Dec	% Change	Total
Administrative Law	2023	-	1	1	-	-	-	-	-	1	-	-	-	3	200%	3
	2022	-	-	-	-	-	-	-	-	-	-	-	1	1	▲	1
Capital Murder	2023	3	-	-	-	-	-	-	-	-	-	-	-	3	200%	3
	2022	-	-	-	-	-	-	-	-	1	-	-	-	1	▲	1
Contested Divorce	2023	9	7	8	16	10	7	7	12	10	4	14	8	112	23%	112
	2022	8	6	12	11	9	5	5	10	3	7	6	9	91	▲	91
Domestic and Family - Level 1	2023	29	25	22	20	25	42	62	68	45	33	14	39	424	39%	424
	2022	48	14	27	36	21	27	4	19	21	32	17	38	304	▲	304
Domestic and Family - Level 2	2023	3	8	8	2	1	1	2	6	6	2	4	2	45	-33%	45
	2022	6	4	1	4	5	12	3	8	7	4	7	6	67	▼	67
Felonies and Related Matters	2023	136	142	152	109	139	87	133	141	121	132	137	113	1,542	10%	1,542
	2022	95	68	139	70	132	120	140	139	135	92	175	101	1,406	▲	1,406
General Civil - Level 1	2023	-	2	6	7	5	3	3	2	1	-	-	-	29	-34%	29
	2022	6	1	9	-	5	5	2	6	6	2	1	1	44	▼	44
General Civil - Level 2	2023	12	17	20	11	13	17	12	29	10	17	16	15	189	-5%	189
	2022	12	14	21	18	15	17	17	20	21	10	13	20	198	▼	198
General Civil - Level 3	2023	4	7	22	12	11	9	17	13	6	5	10	9	125	2%	125
	2022	8	19	10	9	10	8	14	14	11	5	8	6	122	▲	122
Miscellaneous Civil	2023	152	142	159	151	187	132	122	142	107	110	137	85	1,626	-4%	1,626
	2022	109	157	156	149	154	146	144	140	124	139	123	156	1,697	▼	1,697
Misdemeanor	2023	25	38	27	18	28	27	22	24	23	18	21	42	313	8%	313
	2022	29	35	29	11	18	20	17	30	25	20	31	25	290	▲	290
Other	2023	68	56	52	61	60	47	61	55	83	68	68	71	750	13%	750
	2022	46	78	68	60	62	80	51	53	46	49	34	37	664	▲	664
Other Criminally Related Matters	2023	22	13	21	22	20	16	13	22	12	15	25	13	214	29%	214
	2022	5	13	20	10	18	14	15	15	13	11	11	21	166	▲	166
Probates/Wills & Trusts - Level 1	2023	-	-	2	-	-	1	-	1	-	-	-	-	4	-50%	4
	2022	-	-	1	1	1	1	1	1	-	1	-	1	8	▼	8
Probates/Wills & Trusts - Level 2	2023	3	11	3	5	8	6	2	2	3	3	3	6	55	57%	55
	2022	5	2	4	7	3	3	2	2	2	2	-	3	35	▲	35
Uncontested Divorce	2023	30	18	23	29	27	25	11	32	29	21	23	24	292	0%	292
	2022	19	16	30	30	31	22	23	27	27	18	25	23	291	▲	291

This report reflects data in the case management system. Numbers will update accordingly as reports are refreshed and posted.

PLN-CCMS-10.01 CASELOAD STATISTICS OF THE CIRCUIT COURTS

Salem

January 2022 -- December 2023 Filings


Alexandria and Fairfax Circuit are not Included in State Totals

Dashboard

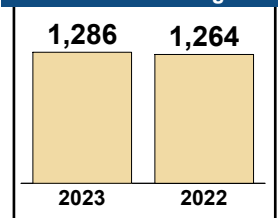
Court: Salem Circuit
Start/End Date: Jan-22 / Dec-23
2022 Average Month: 105
Jan-Dec 2022: 1,264
Filings Trending: ↔

Circuit/Court ID: 23 223775
Type of Case: Filings
2023 Average Month: 107
Jan-Dec 2023 : 1,286
Overall AVG. Month: 106

Monthly Filings Summary



Jan --- Dec Filings



Filings by Division

Divisions		Jan	Feb	Mar	Apr	May	Jun	Jul	Aug	Sep	Oct	Nov	Dec	Thru Dec	% Change	Total
Total	2023	126	118	119	88	91	125	91	120	94	87	125	102	1,286	2%	1,286
	2022	79	118	158	93	122	113	90	86	89	111	92	113	1,264	▲	1,264
Civil	2023	13	19	9	10	15	14	12	17	16	18	14	13	170	-17%	170
	2022	17	11	14	18	18	15	11	26	17	21	20	18	206	▼	206
Criminal	2023	61	50	57	43	33	63	52	62	48	25	71	55	620	7%	620
	2022	30	65	87	37	57	67	46	28	36	41	31	57	582	▲	582
Concealed Handgun Permits	2023	46	39	37	26	33	37	22	31	24	36	30	28	389	10%	389
	2022	25	35	44	27	38	17	28	21	24	36	32	28	355	▲	355
Miscellaneous/Other	2023	6	10	15	9	10	11	5	10	6	8	10	6	106	-12%	106
	2022	7	7	13	11	9	14	5	11	12	13	9	10	121	▼	121
Others	2023	-	-	1	-	-	-	-	-	-	-	-	-	1	1	1
	2022	-	-	-	-	-	-	-	-	-	-	-	-	0	↔	0

Filings by Case Category

Case Categories		Jan	Feb	Mar	Apr	May	Jun	Jul	Aug	Sep	Oct	Nov	Dec	Thru Dec	% Change	Total
Administrative Law	2023	-	-	-	-	-	-	-	-	-	-	-	-	0	-100%	0
	2022	-	-	-	1	-	-	-	-	-	-	-	-	1	▼	1
Contested Divorce	2023	-	-	2	-	3	2	1	3	3	2	3	-	19	12%	19
	2022	4	1	-	1	1	1	1	2	-	1	1	4	17	▲	17
Domestic and Family - Level 1	2023	3	11	-	4	2	3	2	4	3	3	1	3	39	-34%	39
	2022	4	5	3	7	3	1	2	11	6	11	6	-	59	▼	59
Domestic and Family - Level 2	2023	-	2	-	1	1	3	1	1	-	1	1	-	11	-21%	11
	2022	3	1	1	-	1	-	-	2	2	-	-	4	14	▼	14
Felonies and Related Matters	2023	41	38	53	37	23	56	32	55	45	26	49	43	498	16%	498
	2022	25	60	51	29	39	51	37	21	26	18	25	48	430	▲	430
General Civil - Level 1	2023	-	-	1	-	1	-	-	-	-	-	-	-	2	-33%	2
	2022	-	-	-	1	-	1	-	-	-	-	-	1	3	▼	3
General Civil - Level 2	2023	4	2	9	1	2	5	3	3	4	3	2	1	39	0%	39
	2022	2	2	5	2	2	3	2	5	5	3	3	5	39	↔	39
General Civil - Level 3	2023	1	2	2	-	-	1	-	-	-	-	2	3	11	-42%	11
	2022	1	3	-	1	2	1	2	2	3	3	1	-	19	▼	19
Miscellaneous Civil	2023	54	49	41	34	43	45	27	41	28	43	39	32	476	2%	476
	2022	31	38	59	38	48	31	33	30	33	48	41	38	468	▲	468
Misdemeanor	2023	18	8	4	5	9	7	19	4	3	-	22	9	108	-5%	108
	2022	4	4	23	6	7	14	8	5	8	21	6	8	114	▼	114
Other	2023	-	-	2	-	-	-	-	-	-	1	-	-	3	3	3
	2022	-	-	-	-	-	-	-	-	-	-	-	-	0	↔	0
Other Criminally Related Matters	2023	2	4	-	2	1	-	1	3	-	1	-	4	18	-54%	18
	2022	1	1	13	2	11	2	1	3	2	2	-	1	39	▼	39
Probates/Wills & Trusts - Level 1	2023	-	-	1	1	-	-	-	-	-	-	-	-	2	0%	2
	2022	-	-	-	-	-	1	-	-	-	1	-	-	2	↔	2
Probates/Wills & Trusts - Level 2	2023	-	-	1	3	2	1	-	2	2	3	2	2	18	-5%	18
	2022	-	-	1	1	3	2	1	3	3	-	4	1	19	▼	19
Uncontested Divorce	2023	3	2	3	-	4	2	5	4	6	4	4	5	42	5%	42
	2022	4	3	2	4	5	5	3	2	1	3	4	4	40	▲	40

This report reflects data in the case management system. Numbers will update accordingly as reports are refreshed and posted.

Dashboard		Monthly Filings Summary		Jan --- Dec Filings		
Court: Amherst Circuit	Circuit/Court ID: 24 224009			2,597	2,437	
Start/End Date: Jan-22 / Dec-23	Type of Case: Filings				2023	2022
2022 Average Month: 203	2023 Average Month: 216					
Jan-Dec 2022: 2,437	Jan-Dec 2023 : 2,597					
Filings Trending: ▲	Overall AVG. Month: 210					

Filings by Division																
Divisions		Jan	Feb	Mar	Apr	May	Jun	Jul	Aug	Sep	Oct	Nov	Dec	Thru Dec	% Change	Total
Total	2023	285	202	233	199	228	232	196	208	229	225	153	207	2,597	7%	2,597
	2022	172	168	250	247	219	205	168	186	190	226	211	195	2,437	▲	2,437
Civil	2023	25	9	28	24	30	27	16	16	19	35	7	11	247	-1%	247
	2022	18	31	14	38	30	18	12	26	17	25	15	5	249	▼	249
Criminal	2023	91	53	53	59	53	76	75	57	95	66	41	63	782	-2%	782
	2022	49	43	80	102	93	69	49	61	55	75	55	69	800	▼	800
Concealed Handgun Permits	2023	95	82	92	74	72	65	50	55	53	84	66	65	853	13%	853
	2022	56	56	73	44	42	54	67	59	63	80	78	81	753	▲	753
Miscellaneous/ Other	2023	74	57	59	42	73	64	55	80	62	40	39	68	713	13%	713
	2022	49	37	83	63	54	63	40	39	55	46	63	40	632	▲	632
Others	2023	-	1	1	-	-	-	-	-	-	-	-	-	2	-33%	2
	2022	-	1	-	-	-	1	-	1	-	-	-	-	3	▼	3

Filings by Case Category																
Case Categories		Jan	Feb	Mar	Apr	May	Jun	Jul	Aug	Sep	Oct	Nov	Dec	Thru Dec	% Change	Total
Administrative Law	2023	-	-	-	-	-	1	-	-	1	-	-	-	2	100%	2
	2022	-	-	-	-	-	1	-	-	-	-	-	-	1	▲	1
Capital Murder	2023	-	-	-	-	-	-	1	-	-	-	-	-	1	-75%	1
	2022	-	2	-	-	2	-	-	-	-	-	-	-	4	▼	4
Contested Divorce	2023	2	2	3	1	2	2	-	1	-	1	-	-	14	-39%	14
	2022	1	2	1	2	2	2	1	3	2	2	3	2	23	▼	23
Domestic and Family - Level 1	2023	8	-	14	10	5	15	1	4	10	19	2	2	90	45%	90
	2022	2	9	5	3	17	3	1	12	-	8	2	-	62	▲	62
Domestic and Family - Level 2	2023	2	3	2	3	1	-	2	1	-	1	-	1	16	-36%	16
	2022	2	6	2	-	4	2	4	-	2	1	2	-	25	▼	25
Felonies and Related Matters	2023	43	31	32	38	34	49	44	32	54	37	30	44	468	-9%	468
	2022	36	30	46	88	58	41	24	35	33	48	27	50	516	▼	516
General Civil - Level 1	2023	-	-	-	-	-	-	-	-	-	-	-	-	0	-100%	0
	2022	1	-	-	-	-	-	-	-	-	-	-	-	1	▼	1
General Civil - Level 2	2023	4	4	1	2	3	1	9	6	4	3	1	1	39	-29%	39
	2022	2	3	4	19	3	4	2	2	4	7	3	2	55	▼	55
General Civil - Level 3	2023	1	-	3	2	3	3	-	2	2	3	2	-	21	-48%	21
	2022	8	3	1	9	2	4	3	3	4	3	-	-	40	▼	40
Miscellaneous Civil	2023	104	93	103	85	87	73	59	67	71	94	76	83	995	8%	995
	2022	66	64	93	61	50	74	76	71	79	99	95	97	925	▲	925
Misdemeanor	2023	26	17	17	13	20	12	20	12	20	8	9	17	191	-9%	191
	2022	9	12	21	14	25	22	16	16	18	25	17	16	211	▼	211
Other	2023	63	47	49	31	58	56	45	68	43	29	29	51	569	25%	569
	2022	39	30	61	44	46	43	29	29	38	26	47	24	456	▲	456
Other Criminally Related Matters	2023	22	5	4	8	8	15	10	13	21	21	2	2	131	79%	131
	2022	4	2	13	1	8	6	9	10	4	2	11	3	73	▲	73
Probates/Wills & Trusts - Level 1	2023	-	-	1	-	1	-	-	-	1	1	-	-	4	4	4
	2022	-	-	-	-	-	-	-	-	-	-	-	-	0	↔	0
Probates/Wills & Trusts - Level 2	2023	3	-	2	1	-	-	1	1	-	1	-	-	9	0%	9
	2022	-	3	1	-	-	1	1	-	3	-	-	-	9	↔	9
Uncontested Divorce	2023	7	-	2	5	6	5	4	1	2	7	2	6	47	31%	47
	2022	2	2	3	5	2	2	2	5	3	5	4	1	36	▲	36

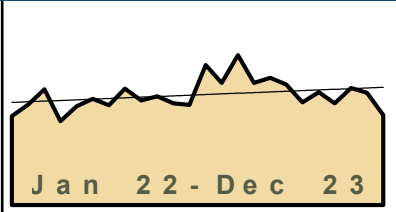
This report reflects data in the case management system. Numbers will update accordingly as reports are refreshed and posted.

Dashboard

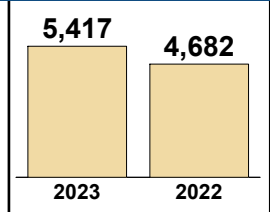
Court: Bedford Circuit
Start/End Date: Jan-22 / Dec-23
2022 Average Month: 390
Jan-Dec 2022: 4,682
Filings Trending: ▲

Circuit/Court ID: 24 224019
Type of Case: Filings
2023 Average Month: 451
Jan-Dec 2023 : 5,417
Overall AVG. Month: 421

Monthly Filings Summary



Jan --- Dec Filings



Filings by Division

Divisions		Jan	Feb	Mar	Apr	May	Jun	Jul	Aug	Sep	Oct	Nov	Dec	Thru Dec	% Change	Total
Total	2023	535	466	573	466	486	460	392	431	388	447	429	344	5,417	16%	5,417
	2022	340	384	442	320	377	406	381	445	400	415	389	383	4,682	▲	4,682
Civil	2023	42	67	66	62	70	67	50	63	64	78	49	38	716	12%	716
	2022	37	37	70	55	50	60	60	56	53	64	46	54	642	▲	642
Criminal	2023	119	84	137	136	127	137	107	139	118	88	101	90	1,383	32%	1,383
	2022	94	86	90	30	97	111	78	106	112	74	88	85	1,051	▲	1,051
Concealed Handgun Permits	2023	325	260	275	211	209	192	172	160	154	219	219	158	2,554	6%	2,554
	2022	170	196	224	194	174	190	209	224	186	216	218	208	2,409	▲	2,409
Miscellaneous/ Other	2023	49	55	95	57	79	64	63	69	52	62	60	58	763	32%	763
	2022	38	65	58	41	55	44	34	58	49	61	37	36	576	▲	576
Others	2023	-	-	-	-	1	-	-	-	-	-	-	-	1	-75%	1
	2022	1	-	-	-	1	1	-	1	-	-	-	-	4	▼	4

Filings by Case Category

Case Categories		Jan	Feb	Mar	Apr	May	Jun	Jul	Aug	Sep	Oct	Nov	Dec	Thru Dec	% Change	Total
Administrative Law	2023	-	-	-	-	-	1	1	-	-	-	1	-	3	200%	3
	2022	-	-	-	1	-	-	-	-	-	-	-	-	1	▲	1
Capital Murder	2023	-	-	-	-	-	-	1	-	-	-	-	-	1	1	1
	2022	-	-	-	-	-	-	-	-	-	-	-	-	0	↔	0
Contested Divorce	2023	6	8	9	3	2	11	5	8	6	2	1	2	63	-22%	63
	2022	5	3	6	8	5	8	8	5	10	12	2	9	81	▼	81
Domestic and Family - Level 1	2023	9	8	9	12	10	9	11	8	20	21	14	7	138	47%	138
	2022	8	3	12	4	3	6	5	9	2	16	13	13	94	▲	94
Domestic and Family - Level 2	2023	4	17	5	9	4	7	5	12	7	3	4	3	80	1%	80
	2022	2	8	7	7	7	5	10	7	6	6	8	6	79	▲	79
Felonies and Related Matters	2023	93	67	106	113	94	66	85	88	83	38	75	55	963	44%	963
	2022	58	57	58	20	60	69	49	63	80	40	61	56	671	▲	671
General Civil - Level 1	2023	1	1	-	-	1	-	-	-	1	2	-	-	6	50%	6
	2022	-	1	-	-	-	-	-	1	-	-	1	1	4	▲	4
General Civil - Level 2	2023	9	9	15	16	17	5	12	15	10	23	10	7	148	12%	148
	2022	5	10	17	20	11	11	16	9	13	5	8	7	132	▲	132
General Civil - Level 3	2023	4	7	7	8	14	10	8	1	3	9	7	10	88	35%	88
	2022	2	4	6	2	7	8	9	9	4	5	1	8	65	▲	65
Miscellaneous Civil	2023	356	289	323	240	242	221	209	200	182	250	250	185	2,947	10%	2,947
	2022	178	221	252	208	205	207	230	254	209	244	247	227	2,682	▲	2,682
Misdemeanor	2023	13	8	19	5	17	12	21	42	15	24	20	24	220	-13%	220
	2022	23	21	27	6	32	21	16	28	22	18	15	25	254	▼	254
Other	2023	15	25	41	25	45	32	23	28	20	27	26	30	337	21%	337
	2022	26	32	28	25	25	25	9	31	23	33	7	15	279	▲	279
Other Criminally Related Matters	2023	13	9	14	21	21	60	-	9	20	26	6	11	210	62%	210
	2022	13	8	8	4	5	21	13	15	10	16	12	5	130	▲	130
Probates/Wills & Trusts - Level 1	2023	2	-	-	-	-	-	-	3	-	1	-	-	6	-63%	6
	2022	1	1	-	2	3	1	2	-	1	3	2	-	16	▼	16
Probates/Wills & Trusts - Level 2	2023	2	4	5	2	5	11	4	5	8	4	-	2	52	21%	52
	2022	1	1	7	2	2	10	1	5	5	3	6	-	43	▲	43
Uncontested Divorce	2023	8	14	20	12	14	15	7	12	13	17	15	8	155	3%	155
	2022	18	14	14	11	12	14	13	9	15	14	6	11	151	▲	151


This report reflects data in the case management system. Numbers will update accordingly as reports are refreshed and posted.

Dashboard

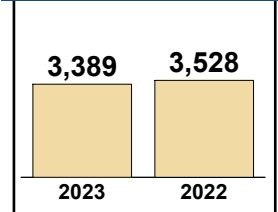
Court: Campbell Circuit
Start/End Date: Jan-22 / Dec-23
2022 Average Month: 294
Jan-Dec 2022: 3,528
Filings Trending: ▼

Circuit/Court ID: 24 224031
Type of Case: Filings
2023 Average Month: 282
Jan-Dec 2023 : 3,389
Overall AVG. Month: 288

Monthly Filings Summary



Jan --- Dec Filings



Filings by Division

Divisions		Jan	Feb	Mar	Apr	May	Jun	Jul	Aug	Sep	Oct	Nov	Dec	Thru Dec	% Change	Total
Total	2023	364	329	347	281	300	311	204	227	217	263	265	281	3,389	-4%	3,389
	2022	238	227	420	277	294	330	248	321	295	317	245	316	3,528	▼	3,528
Civil	2023	29	44	41	38	45	63	31	37	19	27	33	33	440	-9%	440
	2022	24	38	60	31	57	52	31	47	36	40	37	29	482	▼	482
Criminal	2023	102	87	102	78	91	137	50	53	78	76	65	90	1,009	-16%	1,009
	2022	78	50	181	81	103	135	77	113	113	105	58	109	1,203	▼	1,203
Concealed Handgun Permits	2023	192	173	165	134	128	93	92	109	90	124	126	130	1,556	7%	1,556
	2022	111	119	137	122	88	107	114	119	117	146	131	149	1,460	▲	1,460
Miscellaneous/ Other	2023	41	25	39	31	36	18	31	28	30	36	41	28	384	2%	384
	2022	25	19	39	43	46	35	26	42	29	26	19	29	378	▲	378
Others	2023	-	-	-	-	-	-	-	-	-	-	-	-	0	-100%	0
	2022	-	1	3	-	-	1	-	-	-	-	-	-	5	▼	5

Filings by Case Category

Case Categories		Jan	Feb	Mar	Apr	May	Jun	Jul	Aug	Sep	Oct	Nov	Dec	Thru Dec	% Change	Total
Administrative Law	2023	-	-	-	-	-	-	-	-	1	-	-	-	1	-75%	1
	2022	-	-	-	1	-	1	-	2	-	-	-	-	4	▼	4
Capital Murder	2023	-	-	-	-	-	-	1	-	-	-	-	-	1	0%	1
	2022	-	-	-	-	-	-	-	-	-	-	-	1	1	↔	1
Contested Divorce	2023	2	5	5	3	4	5	6	3	3	-	1	2	39	-30%	39
	2022	1	4	3	4	5	10	6	6	5	4	5	3	56	▼	56
Domestic and Family - Level 1	2023	11	6	4	2	9	3	4	8	3	4	2	1	57	-2%	57
	2022	4	4	7	3	3	4	4	8	7	-	5	9	58	▼	58
Domestic and Family - Level 2	2023	1	3	3	1	4	3	2	2	2	-	7	-	28	-33%	28
	2022	2	4	6	1	4	7	-	8	1	5	4	-	42	▼	42
Felonies and Related Matters	2023	69	49	60	35	52	91	25	27	46	43	39	48	584	-18%	584
	2022	54	23	121	40	59	94	40	58	64	58	35	68	714	▼	714
General Civil - Level 1	2023	-	-	1	-	3	1	-	-	1	-	-	3	9	80%	9
	2022	-	-	-	-	2	-	-	1	1	1	-	-	5	▲	5
General Civil - Level 2	2023	6	9	14	9	9	4	9	9	8	9	7	10	103	29%	103
	2022	8	6	6	3	10	7	7	11	4	13	5	-	80	▲	80
General Civil - Level 3	2023	1	6	12	5	11	33	15	8	-	7	3	8	109	31%	109
	2022	1	5	18	12	20	10	2	1	3	5	2	4	83	▲	83
Miscellaneous Civil	2023	216	190	179	157	145	100	102	125	107	146	150	142	1,759	6%	1,759
	2022	121	129	156	136	106	126	130	143	137	161	144	166	1,655	▲	1,655
Misdemeanor	2023	29	33	39	41	38	41	22	22	25	28	24	41	383	-14%	383
	2022	22	25	58	35	37	40	35	51	50	34	23	37	447	▼	447
Other	2023	16	9	19	9	14	10	6	9	12	12	9	11	136	-27%	136
	2022	15	9	23	28	24	17	9	20	10	10	9	13	187	▼	187
Other Criminally Related Matters	2023	4	5	3	2	1	5	2	4	7	5	2	2	42	-18%	42
	2022	2	3	4	6	7	4	2	4	1	14	-	4	51	▼	51
Probates/Wills & Trusts - Level 1	2023	-	-	-	-	-	1	1	-	-	-	-	-	2	-67%	2
	2022	-	-	1	-	-	-	-	-	1	1	1	2	6	▼	6
Probates/Wills & Trusts - Level 2	2023	-	3	1	1	1	1	1	2	-	1	2	2	15	-6%	15
	2022	1	2	-	-	4	1	2	-	2	-	2	2	16	▼	16
Uncontested Divorce	2023	9	11	7	16	9	13	8	8	2	8	19	11	121	-2%	121
	2022	7	13	17	8	13	9	11	8	9	11	10	7	123	▼	123

This report reflects data in the case management system. Numbers will update accordingly as reports are refreshed and posted.

PLN-CCMS-10.01 CASELOAD STATISTICS OF THE CIRCUIT COURTS

January 2022 -- December 2023 Filings

Alexandria and Fairfax Circuit are not Included in State Totals

Dashboard	Monthly Filings Summary	Jan --- Dec Filings
<p>Court: Nelson Circuit Start/End Date: Jan-22 / Dec-23 2022 Average Month: 113 Jan-Dec 2022: 1,352 Filings Trending: ▼</p> <p>Circuit/Court ID: 24 224125 Type of Case: Filings 2023 Average Month:93 Jan-Dec 2023 : 1,116 Overall AVG. Month: 103</p>		

Filings by Division																
Divisions		Jan	Feb	Mar	Apr	May	Jun	Jul	Aug	Sep	Oct	Nov	Dec	Thru Dec	% Change	Total
Total	2023	85	88	162	66	112	58	70	69	119	122	101	64	1,116	-17%	1,116
	2022	84	68	106	70	307	77	103	152	113	74	129	69	1,352	▼	1,352
Civil	2023	5	13	12	13	12	18	5	4	10	8	5	5	110	-24%	110
	2022	10	8	12	12	17	16	16	11	6	14	18	5	145	▼	145
Criminal	2023	26	41	98	29	60	12	34	33	72	78	56	20	559	-29%	559
	2022	51	32	64	29	259	37	50	108	54	14	64	26	788	▼	788
Concealed Handgun Permits	2023	47	30	38	18	34	17	22	25	26	29	31	32	349	11%	349
	2022	14	15	18	21	23	21	31	28	45	36	27	35	314	▲	314
Miscellaneous/ Other	2023	7	4	14	6	6	11	9	7	11	6	9	6	96	-9%	96
	2022	9	13	12	8	8	3	6	5	8	10	20	3	105	▼	105
Others	2023	-	-	-	-	-	-	-	-	-	1	-	1	2	2	2
	2022	-	-	-	-	-	-	-	-	-	-	-	-	0	↔	0

Filings by Case Category																
Case Categories		Jan	Feb	Mar	Apr	May	Jun	Jul	Aug	Sep	Oct	Nov	Dec	Thru Dec	% Change	Total
Administrative Law	2023	1	-	-	-	-	-	-	-	-	1	-	1	3	3	3
	2022	-	-	-	-	-	-	-	-	-	-	-	-	0	↔	0
Contested Divorce	2023	-	2	2	-	1	1	2	-	-	1	-	-	9	-25%	9
	2022	-	-	-	3	2	1	2	-	1	1	2	-	12	▼	12
Domestic and Family - Level 1	2023	1	2	1	5	2	2	-	-	1	3	1	-	18	-51%	18
	2022	-	3	2	1	4	8	7	3	1	4	3	1	37	▼	37
Domestic and Family - Level 2	2023	-	-	-	1	-	1	-	1	-	-	-	-	3	-75%	3
	2022	-	-	1	1	5	1	-	-	1	-	3	-	12	▼	12
Felonies and Related Matters	2023	14	24	65	10	37	10	20	19	32	61	46	10	348	-5%	348
	2022	38	21	51	15	31	28	44	55	30	6	40	9	368	▼	368
General Civil - Level 1	2023	-	-	-	1	-	-	-	-	1	-	-	-	2	-33%	2
	2022	-	-	-	-	-	1	-	-	-	-	-	2	3	▼	3
General Civil - Level 2	2023	2	6	1	2	-	7	2	1	2	2	2	1	28	4%	28
	2022	3	1	3	4	2	-	4	3	3	1	2	1	27	▲	27
General Civil - Level 3	2023	2	1	2	2	4	3	1	-	2	-	1	2	20	-38%	20
	2022	2	3	1	2	1	3	2	4	-	6	7	1	32	▼	32
Miscellaneous Civil	2023	51	34	52	24	40	28	30	32	34	35	39	38	437	8%	437
	2022	22	28	28	29	29	23	37	32	52	45	43	37	405	▲	405
Misdemeanor	2023	11	16	19	10	21	2	10	8	15	11	4	5	132	-65%	132
	2022	4	9	10	8	213	9	6	50	16	7	23	17	372	▼	372
Other	2023	1	1	1	-	1	1	-	-	1	1	-	1	8	700%	8
	2022	-	-	1	-	-	-	-	-	-	-	-	-	1	▲	1
Other Criminally Related Matters	2023	1	1	15	9	2	-	5	6	25	6	6	5	81	65%	81
	2022	9	2	3	6	15	-	-	3	8	1	2	-	49	▲	49
Probates/Wills & Trusts - Level 1	2023	-	-	-	1	-	-	-	-	-	-	1	-	2	2	2
	2022	-	-	-	-	-	-	-	-	-	-	-	-	0	↔	0
Probates/Wills & Trusts - Level 2	2023	-	-	1	1	-	-	-	-	1	1	-	-	4	0%	4
	2022	2	-	-	-	-	1	-	-	-	-	1	-	4	↔	4
Uncontested Divorce	2023	1	1	3	-	4	3	-	2	5	-	1	1	21	-30%	21
	2022	4	1	6	1	5	2	1	2	1	3	3	1	30	▼	30

This report reflects data in the case management system. Numbers will update accordingly as reports are refreshed and posted.

PLN-CCMS-10.01 CASELOAD STATISTICS OF THE CIRCUIT COURTS

Lynchburg

January 2022 -- December 2023 Filings

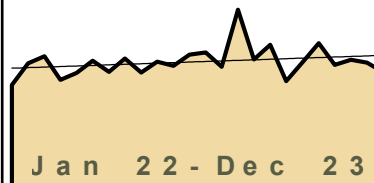
Alexandria and Fairfax Circuit are not Included in State Totals

Dashboard

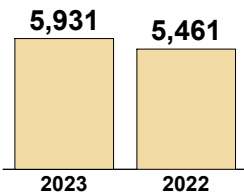
Court: Lynchburg Circuit
Start/End Date: Jan-22 / Dec-23
2022 Average Month: 455
Jan-Dec 2022: 5,461
Filings Trending: ▲

Circuit/Court ID: 24 224680
Type of Case: Filings
2023 Average Month: 494
Jan-Dec 2023 : 5,931
Overall AVG. Month: 475

Monthly Filings Summary



Jan --- Dec Filings



Filings by Division

Divisions		Jan	Feb	Mar	Apr	May	Jun	Jul	Aug	Sep	Oct	Nov	Dec	Thru Dec	% Change	Total
Total	2023	510	455	673	483	540	401	472	546	463	482	471	435	5,931	9%	5,931
	2022	386	469	496	406	432	479	436	487	434	475	459	502	5,461	▲	5,461
Civil	2023	62	66	90	63	135	60	66	108	71	59	67	99	946	1%	946
	2022	55	57	111	79	69	60	87	95	99	84	77	68	941	▲	941
Criminal	2023	258	185	324	205	207	192	251	262	234	263	213	181	2,775	12%	2,775
	2022	173	249	214	156	190	224	199	221	200	208	185	251	2,470	▲	2,470
Concealed Handgun Permits	2023	82	88	130	103	91	73	73	70	65	70	85	65	995	9%	995
	2022	70	69	78	80	62	96	66	84	58	81	90	77	911	▲	911
Miscellaneous/Other	2023	108	115	129	111	107	76	81	105	93	89	106	89	1,209	8%	1,209
	2022	87	91	93	90	110	98	84	87	77	98	103	104	1,122	▲	1,122
Others	2023	-	1	-	1	-	-	1	1	-	1	-	1	6	-65%	6
	2022	1	3	-	1	1	1	-	-	-	4	4	2	17	▼	17

Filings by Case Category

Case Categories		Jan	Feb	Mar	Apr	May	Jun	Jul	Aug	Sep	Oct	Nov	Dec	Thru Dec	% Change	Total
Administrative Law	2023	-	-	1	-	-	-	-	-	-	1	1	1	4	-43%	4
	2022	-	-	1	1	-	-	-	1	2	1	-	1	7	▼	7
Capital Murder	2023	-	-	-	-	-	-	3	-	-	-	-	-	3	3	3
	2022	-	-	-	-	-	-	-	-	-	-	-	-	0	↔	0
Contested Divorce	2023	7	7	10	7	11	7	7	6	4	7	9	9	91	2%	91
	2022	4	4	5	8	6	6	15	9	7	9	10	6	89	▲	89
Domestic and Family - Level 1	2023	19	15	35	9	69	12	14	28	21	13	22	47	304	59%	304
	2022	9	17	47	18	20	4	22	6	25	15	5	3	191	▲	191
Domestic and Family - Level 2	2023	2	2	5	6	4	4	4	4	3	2	4	3	43	8%	43
	2022	4	4	5	4	1	1	2	4	5	3	1	6	40	▲	40
Felonies and Related Matters	2023	149	93	207	127	113	113	161	165	144	152	124	109	1,657	23%	1,657
	2022	103	139	120	86	85	134	122	122	99	97	94	144	1,345	▲	1,345
General Civil - Level 1	2023	2	2	1	1	1	1	2	1	1	1	3	1	17	-23%	17
	2022	1	-	2	2	4	2	1	1	3	2	3	1	22	▼	22
General Civil - Level 2	2023	12	14	14	15	14	10	15	18	9	16	11	12	160	-6%	160
	2022	21	13	11	10	15	8	13	23	13	16	14	13	170	▼	170
General Civil - Level 3	2023	5	11	8	7	10	11	4	9	2	6	4	6	83	-43%	83
	2022	3	7	9	10	8	11	9	21	18	19	21	9	145	▼	145
Miscellaneous Civil	2023	114	119	181	132	125	97	109	111	108	105	124	95	1,420	6%	1,420
	2022	95	102	106	120	103	139	98	116	89	125	116	129	1,338	▲	1,338
Misdemeanor	2023	95	77	103	54	71	55	64	83	81	98	76	59	916	0%	916
	2022	50	94	82	55	81	67	63	72	89	102	76	83	914	▲	914
Other	2023	75	83	79	81	68	49	43	62	51	52	64	61	768	8%	768
	2022	57	56	66	50	67	57	56	53	45	60	84	57	708	▲	708
Other Criminally Related Matters	2023	16	15	15	24	29	26	25	29	27	18	15	13	252	9%	252
	2022	20	16	13	16	24	25	21	30	15	9	15	28	232	▲	232
Probates/Wills & Trusts - Level 1	2023	-	-	-	-	-	-	-	1	-	-	-	1	2	100%	2
	2022	-	-	-	-	-	-	-	-	1	-	-	-	1	▲	1
Probates/Wills & Trusts - Level 2	2023	1	1	2	2	3	1	6	2	2	1	2	1	24	-31%	24
	2022	3	-	-	3	1	2	3	2	3	7	3	8	35	▼	35
Protective Orders	2023	-	-	-	-	-	-	2	-	-	-	-	-	2	100%	2
	2022	-	-	1	-	-	-	-	-	-	-	-	-	1	▲	1
Uncontested Divorce	2023	13	16	12	18	22	15	13	27	10	10	12	17	185	-17%	185
	2022	16	17	28	23	17	23	11	27	20	10	17	14	223	▼	223

This report reflects data in the case management system. Numbers will update accordingly as reports are refreshed and posted.

PLN-CCMS-10.01 CASELOAD STATISTICS OF THE CIRCUIT COURTS

Allegheny

January 2022 -- December 2023 Filings


Alexandria and Fairfax Circuit are not Included in State Totals

Dashboard

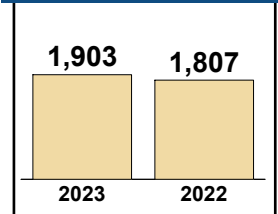
Court: Allegheny Circuit
Start/End Date: Jan-22 / Dec-23
2022 Average Month: 151
Jan-Dec 2022: 1,807
Filings Trending: ▲

Circuit/Court ID: 25 225005
Type of Case: Filings
2023 Average Month: 159
Jan-Dec 2023 : 1,903
Overall AVG. Month: 155

Monthly Filings Summary



Jan --- Dec Filings



Filings by Division

Divisions	Jan	Feb	Mar	Apr	May	Jun	Jul	Aug	Sep	Oct	Nov	Dec	Thru Dec	% Change	Total
Total	165	124	177	228	185	160	173	178	90	199	102	122	1,903	5%	1,903
2022	194	129	174	161	139	89	218	144	151	201	95	112	1,807	▲	1,807
Civil	9	13	26	11	16	34	28	15	6	11	14	12	195	26%	195
2022	12	7	12	18	14	10	14	22	14	14	8	10	155	▲	155
Criminal	83	52	63	162	117	88	97	101	46	119	44	60	1,032	-2%	1,032
2022	141	81	105	99	65	29	148	74	76	134	47	55	1,054	▼	1,054
Concealed Handgun Permits	64	47	71	47	42	28	37	44	28	50	35	33	526	10%	526
2022	30	29	48	34	52	40	44	40	51	41	32	38	479	▲	479
Miscellaneous/Other	9	11	16	8	10	10	11	18	10	19	9	17	148	24%	148
2022	11	12	9	10	8	10	12	8	10	12	8	9	119	▲	119
Others	-	1	1	-	-	-	-	-	-	-	-	-	2	2	2
2022	-	-	-	-	-	-	-	-	-	-	-	-	0	↔	0

Filings by Case Category

Case Categories	Jan	Feb	Mar	Apr	May	Jun	Jul	Aug	Sep	Oct	Nov	Dec	Thru Dec	% Change	Total
Administrative Law	-	-	-	-	-	-	-	-	-	1	-	-	1	1	1
2022	-	-	-	-	-	-	-	-	-	-	-	-	0	↔	0
Capital Murder	-	-	-	-	-	-	-	-	-	-	-	-	0	-100%	0
2022	1	-	1	-	-	-	-	2	-	-	-	-	4	▼	4
Contested Divorce	1	-	3	-	3	1	6	4	1	-	1	1	21	-16%	21
2022	3	-	1	2	4	-	3	4	2	2	1	3	25	▼	25
Domestic and Family - Level 1	1	3	1	1	-	3	7	2	-	-	-	1	19	36%	19
2022	2	-	-	3	1	3	1	1	1	1	1	-	14	▲	14
Domestic and Family - Level 2	1	3	1	-	-	-	2	-	1	1	-	-	9	50%	9
2022	-	-	1	2	-	1	-	1	-	-	-	1	6	▲	6
Felonies and Related Matters	48	27	49	146	81	54	78	71	34	88	31	32	739	0%	739
2022	122	50	64	78	43	13	111	50	48	100	25	35	739	↔	739
General Civil - Level 1	-	-	2	1	-	1	1	-	-	1	-	-	6	100%	6
2022	-	-	1	-	-	1	-	-	1	-	-	-	3	▲	3
General Civil - Level 2	1	2	3	3	3	2	1	1	2	4	-	2	24	9%	24
2022	1	2	1	2	2	2	2	1	1	4	2	2	22	▲	22
General Civil - Level 3	1	-	1	-	6	19	4	2	-	2	3	4	42	100%	42
2022	3	2	1	2	1	-	-	1	5	2	4	-	21	▲	21
Miscellaneous Civil	72	58	86	54	51	37	46	61	37	63	43	48	656	12%	656
2022	39	40	56	44	60	50	55	48	58	50	37	47	584	▲	584
Misdemeanor	34	21	11	15	34	34	19	25	10	27	10	27	267	-1%	267
2022	14	23	38	18	19	11	34	16	27	33	20	16	269	▼	269
Other	-	2	3	1	1	-	-	-	-	1	-	-	8	300%	8
2022	-	-	1	-	-	-	-	1	-	-	-	-	2	▲	2
Other Criminally Related Matters	1	4	3	1	2	1	-	5	2	4	3	1	27	-40%	27
2022	4	8	2	3	3	5	5	7	1	1	2	4	45	▼	45
Probates/Wills & Trusts - Level 1	-	-	-	-	-	-	-	-	-	-	-	-	0	-100%	0
2022	-	-	-	-	-	-	-	-	1	2	-	-	3	▼	3
Probates/Wills & Trusts - Level 2	1	2	5	1	-	2	-	1	-	-	5	1	18	38%	18
2022	2	-	1	2	2	-	1	3	-	1	-	1	13	▲	13
Uncontested Divorce	4	2	9	5	4	6	9	6	3	7	6	5	66	16%	66
2022	3	4	7	4	4	3	6	9	6	5	3	3	57	▲	57

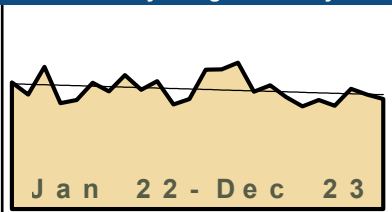
This report reflects data in the case management system. Numbers will update accordingly as reports are refreshed and posted.

Dashboard

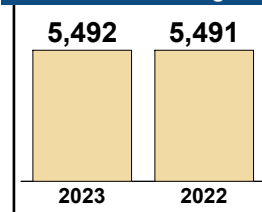
Court: Augusta Circuit
Start/End Date: Jan-22 / Dec-23
2022 Average Month: 458
Jan-Dec 2022: 5,491
Filings Trending: ↔

Circuit/Court ID: 25 225015
Type of Case: Filings
2023 Average Month: 458
Jan-Dec 2023 : 5,492
Overall AVG. Month: 458

Monthly Filings Summary



Jan --- Dec Filings



Filings by Division

Divisions		Jan	Feb	Mar	Apr	May	Jun	Jul	Aug	Sep	Oct	Nov	Dec	Thru Dec	% Change	Total
Total	2023	532	534	559	448	472	427	392	417	395	459	437	420	5,492	0%	5,492
	2022	484	437	543	405	416	482	450	512	455	488	399	420	5,491	▲	5,491
Civil	2023	52	65	48	39	57	39	36	56	26	57	50	45	570	-6%	570
	2022	41	62	68	49	43	55	63	78	41	39	33	37	609	▼	609
Criminal	2023	170	141	174	173	169	169	136	171	168	181	166	140	1,958	-9%	1,958
	2022	264	149	199	145	180	185	176	194	170	193	141	144	2,140	▼	2,140
Concealed Handgun Permits	2023	219	241	235	170	164	126	132	126	132	139	155	140	1,979	8%	1,979
	2022	114	153	169	133	113	169	142	158	161	178	170	165	1,825	▲	1,825
Miscellaneous/ Other	2023	89	86	100	63	81	91	88	60	69	82	60	91	960	7%	960
	2022	65	73	107	78	80	68	67	73	80	78	54	72	895	▲	895
Others	2023	2	1	2	3	1	2	-	4	-	-	6	4	25	14%	25
	2022	-	-	-	-	-	5	2	9	3	-	1	2	22	▲	22

Filings by Case Category

Case Categories		Jan	Feb	Mar	Apr	May	Jun	Jul	Aug	Sep	Oct	Nov	Dec	Thru Dec	% Change	Total
Administrative Law	2023	1	1	1	-	-	-	-	1	4	-	4	-	12	71%	12
	2022	-	1	1	-	-	2	-	1	2	-	-	-	7	▲	7
Capital Murder	2023	-	-	-	-	-	-	-	-	-	-	-	-	0	-100%	0
	2022	1	-	-	1	4	-	-	-	-	-	-	-	6	▼	6
Contested Divorce	2023	6	9	6	3	6	6	6	8	2	6	2	5	65	-13%	65
	2022	1	14	7	10	8	4	9	7	2	7	4	2	75	▼	75
Domestic and Family - Level 1	2023	7	2	1	4	10	5	6	8	-	6	2	14	65	10%	65
	2022	2	3	6	9	2	7	-	19	2	4	-	5	59	▲	59
Domestic and Family - Level 2	2023	1	37	4	4	6	2	3	5	2	6	6	5	81	11%	81
	2022	9	5	12	6	5	4	6	8	10	2	4	2	73	▲	73
Felonies and Related Matters	2023	107	100	113	114	136	106	90	119	110	104	129	92	1,320	-5%	1,320
	2022	156	91	143	99	117	126	122	118	105	122	96	99	1,394	▼	1,394
General Civil - Level 1	2023	-	-	2	-	1	-	-	-	-	-	-	-	3	-40%	3
	2022	1	1	-	-	1	-	-	1	1	-	-	-	5	▼	5
General Civil - Level 2	2023	5	4	13	7	7	2	6	10	4	8	6	3	75	-13%	75
	2022	4	8	8	5	8	8	11	8	7	7	8	4	86	▼	86
General Civil - Level 3	2023	10	5	5	6	8	7	7	3	4	9	20	6	90	-32%	90
	2022	10	7	10	4	13	23	28	16	2	2	6	11	132	▼	132
Miscellaneous Civil	2023	247	278	285	201	202	167	167	154	168	177	181	164	2,391	8%	2,391
	2022	143	188	205	170	136	194	175	200	199	204	199	198	2,211	▲	2,211
Misdemeanor	2023	60	34	56	50	29	53	43	49	53	73	34	47	581	-17%	581
	2022	99	56	53	43	59	54	47	72	65	68	42	42	700	▼	700
Other	2023	60	49	49	32	42	52	51	35	31	40	39	71	551	13%	551
	2022	32	30	68	41	49	41	33	34	45	51	25	40	489	▲	489
Other Criminally Related Matters	2023	4	7	5	9	4	10	4	4	5	6	3	1	62	41%	62
	2022	8	2	4	3	-	5	7	4	-	3	3	5	44	▲	44
Probates/Wills & Trusts - Level 1	2023	-	-	-	-	-	-	-	-	1	-	-	1	2	-33%	2
	2022	-	1	1	-	1	-	-	-	-	-	-	-	3	▼	3
Probates/Wills & Trusts - Level 2	2023	6	1	4	1	6	1	2	5	3	4	3	4	40	67%	40
	2022	2	2	4	1	2	2	2	3	-	1	-	5	24	▲	24
Uncontested Divorce	2023	18	7	15	17	15	16	7	16	8	20	8	7	154	-16%	154
	2022	16	28	21	13	11	12	10	21	15	17	12	7	183	▼	183

Dashboard		Monthly Filings Summary		Jan --- Dec Filings	
<p>Court: Bath Circuit Start/End Date: Jan-22 / Dec-23 2022 Average Month: 24 Jan-Dec 2022: 290 Filings Trending: ▲</p>	<p>Circuit/Court ID: 25 225017 Type of Case: Filings 2023 Average Month:30 Jan-Dec 2023 : 357 Overall AVG. Month: 27</p>				

Filings by Division																
Divisions		Jan	Feb	Mar	Apr	May	Jun	Jul	Aug	Sep	Oct	Nov	Dec	Thru Dec	% Change	Total
Total	2023	50	23	29	41	21	19	40	32	29	17	22	34	357	23%	357
	2022	22	21	22	33	16	20	21	33	24	36	26	16	290	▲	290
Civil	2023	1	-	2	3	2	3	-	2	1	1	-	6	21	-19%	21
	2022	4	3	1	1	-	3	-	2	3	3	6	-	26	▼	26
Criminal	2023	27	7	1	20	1	-	9	9	15	4	3	6	102	48%	102
	2022	4	2	3	14	1	5	4	11	11	9	-	5	69	▲	69
Concealed Handgun Permits	2023	19	16	23	13	12	12	28	17	10	12	18	18	198	27%	198
	2022	11	13	14	16	9	11	12	17	8	18	17	10	156	▲	156
Miscellaneous/ Other	2023	3	-	3	5	6	4	3	4	3	-	1	4	36	-8%	36
	2022	3	3	4	2	6	1	5	3	2	6	3	1	39	▼	39

Filings by Case Category																
Case Categories		Jan	Feb	Mar	Apr	May	Jun	Jul	Aug	Sep	Oct	Nov	Dec	Thru Dec	% Change	Total
Contested Divorce	2023	-	-	-	-	1	1	-	-	1	-	-	1	4	-33%	4
	2022	1	1	-	1	-	-	-	1	-	2	-	-	6	▼	6
Domestic and Family - Level 1	2023	-	-	2	-	-	-	-	-	-	-	-	-	2	2	2
	2022	-	-	-	-	-	-	-	-	-	-	-	-	0	↔	0
Domestic and Family - Level 2	2023	-	-	-	-	-	1	-	-	-	-	-	-	1	-80%	1
	2022	2	-	-	-	-	1	1	-	1	-	-	-	5	▼	5
Felonies and Related Matters	2023	25	5	1	20	1	-	3	4	13	2	2	5	81	88%	81
	2022	4	-	1	9	1	3	2	6	9	3	-	5	43	▲	43
General Civil - Level 1	2023	1	-	-	-	-	-	-	-	-	-	-	-	1	1	1
	2022	-	-	-	-	-	-	-	-	-	-	-	-	0	↔	0
General Civil - Level 2	2023	1	-	2	2	-	2	1	2	1	1	-	1	13	225%	13
	2022	-	-	-	-	-	2	1	-	-	-	-	1	4	▲	4
General Civil - Level 3	2023	-	-	-	-	1	1	1	1	-	-	-	3	7	75%	7
	2022	-	-	-	-	-	-	1	1	-	-	-	-	4	▲	4
Miscellaneous Civil	2023	21	16	24	16	16	14	29	19	12	12	19	21	219	14%	219
	2022	14	16	18	18	15	12	15	19	10	24	20	11	192	▲	192
Misdemeanor	2023	1	2	-	-	-	-	4	3	2	2	1	1	16	-20%	16
	2022	-	1	1	5	-	2	2	3	-	6	-	-	20	▼	20
Other	2023	-	-	-	-	-	-	-	-	-	-	-	1	1	0%	1
	2022	-	-	-	-	-	-	-	-	-	1	-	-	1	↔	1
Other Criminally Related Matters	2023	1	-	-	-	-	-	2	2	-	-	-	-	5	-17%	5
	2022	-	1	1	-	-	-	-	2	2	2	-	-	6	▼	6
Probates/Wills & Trusts - Level 2	2023	-	-	-	2	-	-	-	1	-	-	-	-	3	50%	3
	2022	-	-	-	-	-	-	-	1	-	-	-	1	2	▲	2
Uncontested Divorce	2023	-	-	-	1	2	-	-	-	-	-	-	1	4	-43%	4
	2022	1	2	1	-	-	-	-	-	-	1	1	1	7	▼	7

Dashboard		Monthly Filings Summary		Jan --- Dec Filings	
Court: Botetourt Circuit	Circuit/Court ID: 25 225023			2,551	2,428
Start/End Date: Jan-22 / Dec-23	Type of Case: Filings			2023	2022
2022 Average Month: 202	2023 Average Month: 213				
Jan-Dec 2022: 2,428	Jan-Dec 2023 : 2,551				
Filings Trending: ▲	Overall AVG. Month: 207				

Filings by Division																
Divisions		Jan	Feb	Mar	Apr	May	Jun	Jul	Aug	Sep	Oct	Nov	Dec	Thru Dec	% Change	Total
Total	2023	198	190	347	205	205	175	157	255	199	244	192	184	2,551	5%	2,551
	2022	161	189	232	153	130	256	229	245	209	240	208	176	2,428	▲	2,428
Civil	2023	18	14	16	19	21	15	18	25	18	23	18	18	223	0%	223
	2022	22	18	26	10	18	21	25	16	23	16	14	15	224	▼	224
Criminal	2023	63	48	207	68	89	68	60	114	94	102	81	72	1,066	3%	1,066
	2022	52	84	123	55	58	127	108	121	58	96	73	78	1,033	▲	1,033
Concealed Handgun Permits	2023	91	89	92	89	83	72	70	81	68	97	75	68	975	11%	975
	2022	68	62	62	63	36	77	74	80	83	104	104	64	877	▲	877
Miscellaneous/ Other	2023	26	39	32	29	12	20	9	34	19	22	18	26	286	-1%	286
	2022	17	25	21	25	18	31	21	27	45	24	17	19	290	▼	290
Others	2023	-	-	-	-	-	-	-	1	-	-	-	-	1	-75%	1
	2022	2	-	-	-	-	-	1	1	-	-	-	-	4	▼	4

Filings by Case Category																
Case Categories		Jan	Feb	Mar	Apr	May	Jun	Jul	Aug	Sep	Oct	Nov	Dec	Thru Dec	% Change	Total
Administrative Law	2023	-	-	1	-	-	-	-	-	1	-	-	-	2	0%	2
	2022	-	-	-	-	1	-	-	-	-	-	1	-	2	↔	2
Capital Murder	2023	-	-	1	-	-	-	-	-	1	-	-	-	2	2	2
	2022	-	-	-	-	-	-	-	-	-	-	-	-	0	↔	0
Contested Divorce	2023	1	2	3	1	2	2	1	1	-	1	2	1	17	-23%	17
	2022	1	2	4	4	2	3	-	-	1	3	2	-	22	▼	22
Domestic and Family - Level 1	2023	1	5	2	5	6	3	-	10	-	14	6	7	59	-2%	59
	2022	8	3	5	-	6	7	6	2	13	4	4	2	60	▼	60
Domestic and Family - Level 2	2023	1	-	1	1	1	1	1	-	2	1	-	1	10	-9%	10
	2022	1	1	1	1	-	3	-	1	-	-	1	2	11	▼	11
Felonies and Related Matters	2023	50	34	183	59	55	47	36	95	67	73	55	58	812	9%	812
	2022	34	56	92	37	36	79	91	97	37	82	51	55	747	▲	747
General Civil - Level 1	2023	-	-	-	-	-	-	-	-	-	-	-	-	0	-100%	0
	2022	-	1	-	-	-	-	-	-	-	-	-	-	1	▼	1
General Civil - Level 2	2023	2	3	4	3	6	4	5	5	6	3	2	2	45	61%	45
	2022	3	3	4	1	4	2	-	2	4	3	1	1	28	▲	28
General Civil - Level 3	2023	5	-	1	-	-	-	-	2	4	1	4	6	23	-12%	23
	2022	-	-	2	-	2	2	10	5	1	-	1	3	26	▼	26
Miscellaneous Civil	2023	99	113	106	110	87	82	75	95	77	106	87	83	1,120	9%	1,120
	2022	73	76	70	70	44	98	86	91	114	113	116	78	1,029	▲	1,029
Misdemeanor	2023	11	7	16	5	29	17	13	11	20	22	22	12	185	-27%	185
	2022	16	26	29	15	17	47	20	21	18	8	15	20	252	▼	252
Other	2023	16	14	16	8	9	10	4	20	10	11	6	8	132	-1%	132
	2022	14	11	11	18	8	10	9	16	13	15	4	5	134	▼	134
Other Criminally Related Matters	2023	2	7	7	4	5	4	11	8	6	7	4	2	67	72%	67
	2022	2	2	2	3	5	1	2	3	3	6	7	3	39	▲	39
Probates/Wills & Trusts - Level 1	2023	1	-	-	1	-	-	-	-	-	-	-	-	2	2	2
	2022	-	-	-	-	-	-	-	-	-	-	-	-	0	↔	0
Probates/Wills & Trusts - Level 2	2023	2	-	-	2	-	-	2	1	-	1	-	2	10	-17%	10
	2022	-	3	4	-	1	-	-	-	2	-	1	1	12	▼	12
Uncontested Divorce	2023	7	5	6	6	5	5	9	7	5	4	4	2	65	0%	65
	2022	9	5	8	4	4	4	5	7	3	6	4	6	65	↔	65

This report reflects data in the case management system. Numbers will update accordingly as reports are refreshed and posted.

PLN-CCMS-10.01 CASELOAD STATISTICS OF THE CIRCUIT COURTS

Craig

January 2022 -- December 2023 Filings


Alexandria and Fairfax Circuit are not Included in State Totals

Dashboard

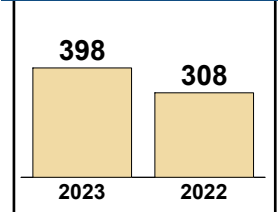
Court: Craig Circuit
Start/End Date: Jan-22 / Dec-23
2022 Average Month: 26
Jan-Dec 2022: 308
Filings Trending: ▲

Circuit/Court ID: 25 225045
Type of Case: Filings
2023 Average Month:33
Jan-Dec 2023 : 398
Overall AVG. Month: 29

Monthly Filings Summary



Jan --- Dec Filings



Filings by Division

Divisions	Jan	Feb	Mar	Apr	May	Jun	Jul	Aug	Sep	Oct	Nov	Dec	Thru Dec	% Change	Total
Total	38	35	54	24	18	37	23	35	38	33	42	21	398	29%	398
2022	23	17	22	16	29	26	31	25	21	27	34	37	308	▲	308
Civil	2	1	17	3	3	1	3	6	1	4	2	3	46	5%	46
2022	2	1	4	3	2	2	1	-	4	9	5	11	44	▲	44
Criminal	14	-	1	6	-	10	-	9	14	2	16	-	72	85%	72
2022	-	2	-	3	14	1	7	-	1	-	8	3	39	▲	39
Concealed Handgun Permits	17	32	31	12	12	23	17	18	21	25	22	16	246	24%	246
2022	14	13	15	9	12	23	19	23	15	15	21	20	199	▲	199
Miscellaneous/Other	5	2	5	3	3	3	3	2	2	2	2	2	34	36%	34
2022	7	1	3	1	1	-	4	2	1	3	-	2	25	▲	25
Others	-	-	-	-	-	-	-	-	-	-	-	-	0	-100%	0
2022	-	-	-	-	-	-	-	-	-	-	-	1	1	▼	1

Filings by Case Category

Case Categories	Jan	Feb	Mar	Apr	May	Jun	Jul	Aug	Sep	Oct	Nov	Dec	Thru Dec	% Change	Total
Contested Divorce	-	-	-	1	1	-	-	-	-	1	-	2	5	67%	5
2022	1	1	-	-	-	-	-	-	-	-	-	1	3	▲	3
Domestic and Family - Level 1	1	-	16	-	-	-	-	4	-	-	-	-	21	91%	21
2022	-	-	-	-	-	-	-	-	1	2	-	8	11	▲	11
Domestic and Family - Level 2	-	1	-	-	-	-	-	1	-	1	-	-	3	-50%	3
2022	-	-	-	-	-	-	1	-	2	2	1	-	6	▼	6
Felonies and Related Matters	4	-	-	5	-	10	-	7	10	2	10	-	48	50%	48
2022	-	2	-	3	11	1	7	-	1	-	6	1	32	▲	32
General Civil - Level 1	-	-	-	-	-	-	1	-	-	-	-	-	1	-50%	1
2022	-	-	1	1	-	-	-	-	-	-	-	-	2	▼	2
General Civil - Level 2	-	-	-	1	1	-	1	-	-	2	1	-	4	-20%	4
2022	-	-	1	1	1	-	-	-	1	-	1	-	5	▼	5
General Civil - Level 3	-	-	1	-	1	-	-	1	-	-	-	-	3	-70%	3
2022	-	-	1	-	-	-	-	-	-	5	3	1	10	▼	10
Miscellaneous Civil	22	34	36	15	15	26	20	20	22	27	24	18	279	26%	279
2022	21	14	18	9	13	23	22	25	16	18	21	22	222	▲	222
Misdemeanor	10	-	-	1	-	-	-	2	4	-	6	-	23	360%	23
2022	-	-	-	-	2	-	-	-	-	-	1	2	5	▲	5
Other	-	-	-	-	-	-	-	-	1	-	-	-	1	0%	1
2022	-	-	-	-	-	-	-	-	-	-	-	1	1	↔	1
Other Criminally Related Matters	-	-	1	-	-	-	-	-	-	-	-	-	1	-50%	1
2022	-	-	-	-	1	-	-	-	-	-	1	-	2	▼	2
Probates/Wills & Trusts - Level 1	-	-	-	-	-	-	-	-	1	-	-	-	1	1	1
2022	-	-	-	-	-	-	-	-	-	-	-	-	0	↔	0
Probates/Wills & Trusts - Level 2	-	-	-	-	-	-	1	-	-	-	-	-	0	-100%	0
2022	1	-	-	-	-	-	1	-	-	-	-	-	2	▼	2
Protective Orders	-	-	-	-	-	-	-	-	-	-	-	-	0	-100%	0
2022	-	-	1	-	-	-	-	-	-	-	-	-	1	▼	1
Uncontested Divorce	1	-	-	2	1	1	1	-	-	-	1	1	8	33%	8
2022	-	-	-	2	1	1	1	-	-	-	-	1	6	▲	6

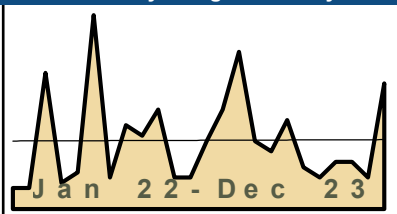
This report reflects data in the case management system. Numbers will update accordingly as reports are refreshed and posted.

Dashboard

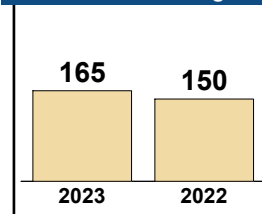
Court: Highland Circuit
Start/End Date: Jan-22 / Dec-23
2022 Average Month: 13
Jan-Dec 2022: 150
Filings Trending: ▲

Circuit/Court ID: 25 225091
Type of Case: Filings
2023 Average Month: 14
Jan-Dec 2023 : 165
Overall AVG. Month: 13

Monthly Filings Summary



Jan --- Dec Filings



Filings by Division

Divisions		Jan	Feb	Mar	Apr	May	Jun	Jul	Aug	Sep	Oct	Nov	Dec	Thru Dec	% Change	Total
Total	2023	13	19	30	13	11	17	8	6	9	9	6	24	165	10%	165
	2022	4	4	26	5	7	37	6	16	14	19	6	6	150	▲	150
Civil	2023	2	3	4	1	1	1	1	-	2	1	-	-	16	33%	16
	2022	1	-	2	-	1	-	1	2	1	-	-	4	12	▲	12
Criminal	2023	2	-	8	1	3	11	1	-	2	3	2	19	52	-12%	52
	2022	-	3	17	1	-	25	-	-	1	12	-	-	59	▼	59
Concealed Handgun Permits	2023	9	15	18	10	7	5	5	6	3	5	3	4	90	41%	90
	2022	3	-	5	2	5	12	5	9	12	4	5	2	64	▲	64
Miscellaneous/ Other	2023	-	1	-	1	-	-	1	-	2	-	1	1	7	-53%	7
	2022	-	1	2	2	1	-	-	5	-	3	1	-	15	▼	15

Filings by Case Category

Case Categories		Jan	Feb	Mar	Apr	May	Jun	Jul	Aug	Sep	Oct	Nov	Dec	Thru Dec	% Change	Total
Contested Divorce	2023	-	-	1	-	1	-	1	-	-	-	-	-	3	200%	3
	2022	1	-	-	-	-	-	-	-	-	-	-	-	1	▲	1
Domestic and Family - Level 1	2023	-	-	1	-	-	-	-	-	-	-	-	-	1	-75%	1
	2022	-	-	-	-	-	-	-	1	-	-	-	3	4	▼	4
Domestic and Family - Level 2	2023	1	-	-	-	-	-	-	-	-	-	-	-	1	0%	1
	2022	-	-	-	-	-	-	-	-	-	-	-	1	1	↔	1
Felonies and Related Matters	2023	2	-	4	1	1	7	1	-	2	-	2	18	38	12%	38
	2022	-	1	12	1	-	15	-	-	-	5	-	-	34	▲	34
General Civil - Level 1	2023	-	-	1	-	-	-	-	-	-	-	-	-	1	1	1
	2022	-	-	-	-	-	-	-	-	-	-	-	-	0	↔	0
General Civil - Level 2	2023	-	1	1	-	-	-	-	-	1	-	-	-	3	-25%	3
	2022	-	-	-	-	1	-	-	2	-	1	-	-	4	▼	4
General Civil - Level 3	2023	-	1	-	-	-	-	-	-	1	-	-	-	2	0%	2
	2022	-	-	-	-	-	-	-	2	-	-	-	-	2	↔	2
Miscellaneous Civil	2023	9	16	18	11	7	5	6	6	5	5	4	5	97	31%	97
	2022	3	1	7	4	5	12	5	11	12	6	6	2	74	▲	74
Misdemeanor	2023	-	-	2	-	2	4	-	-	-	1	-	1	10	-57%	10
	2022	-	1	5	-	-	10	-	-	-	7	-	-	23	▼	23
Other	2023	-	-	-	-	-	-	-	-	-	-	-	-	0	-100%	0
	2022	-	-	1	-	-	-	-	-	1	-	-	-	2	▼	2
Other Criminally Related Matters	2023	-	-	2	-	-	-	-	-	-	2	-	-	4	100%	4
	2022	-	1	-	-	-	-	-	-	1	-	-	-	2	▲	2
Probates/Wills & Trusts - Level 2	2023	-	-	-	-	-	1	-	-	-	-	-	-	1	0%	1
	2022	-	-	-	-	-	-	1	-	-	-	-	-	1	↔	1
Uncontested Divorce	2023	1	1	-	1	-	-	-	-	-	1	-	-	4	100%	4
	2022	-	-	1	-	1	-	-	-	-	-	-	-	2	▲	2

PLN-CCMS-10.01 CASELOAD STATISTICS OF THE CIRCUIT COURTS

Rockbridge

January 2022 -- December 2023 Filings

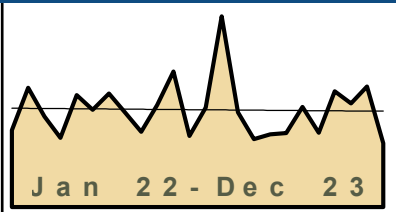
Alexandria and Fairfax Circuit are not Included in State Totals

Dashboard

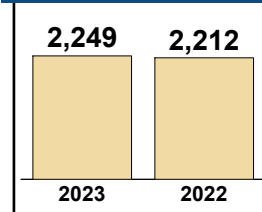
Court: Rockbridge Circuit
Start/End Date: Jan-22 / Dec-23
2022 Average Month: 184
Jan-Dec 2022: 2,212
Filings Trending: ↔

Circuit/Court ID: 25 225163
Type of Case: Filings
2023 Average Month: 187
Jan-Dec 2023 : 2,249
Overall AVG. Month: 186

Monthly Filings Summary



Jan --- Dec Filings




Filings by Division

Divisions		Jan	Feb	Mar	Apr	May	Jun	Jul	Aug	Sep	Oct	Nov	Dec	Thru Dec	% Change	Total
Total	2023	190	364	181	130	139	141	191	142	221	198	230	122	2,249	2%	2,249
	2022	147	228	173	132	214	186	217	181	144	195	259	136	2,212	▲	2,212
Civil	2023	10	21	34	19	22	18	27	19	26	18	18	14	246	22%	246
	2022	9	27	20	14	13	10	13	17	18	13	28	20	202	▲	202
Criminal	2023	116	264	50	56	57	75	122	71	156	123	149	59	1,298	-6%	1,298
	2022	91	142	92	83	139	115	154	106	84	123	171	78	1,378	▼	1,378
Concealed Handgun Permits	2023	50	67	82	45	49	39	39	45	28	43	54	39	580	21%	580
	2022	34	46	50	27	41	47	40	44	34	40	47	28	478	▲	478
Miscellaneous/Other	2023	14	12	15	10	11	9	3	7	11	14	9	10	125	-18%	125
	2022	13	13	11	8	21	13	10	14	8	18	13	10	152	▼	152
Others	2023	-	-	-	-	-	-	-	-	-	-	-	-	0	-100%	0
	2022	-	-	-	-	-	1	-	-	-	-	1	-	2	▼	2

Filings by Case Category

Case Categories		Jan	Feb	Mar	Apr	May	Jun	Jul	Aug	Sep	Oct	Nov	Dec	Thru Dec	% Change	Total
Administrative Law	2023	-	-	-	1	1	-	-	3	1	1	-	-	7	600%	7
	2022	-	-	-	-	-	-	1	-	-	-	-	-	1	▲	1
Contested Divorce	2023	2	1	6	3	2	1	3	-	1	3	1	1	24	26%	24
	2022	3	6	3	-	1	2	-	1	1	1	1	-	19	▲	19
Domestic and Family - Level 1	2023	-	6	2	1	2	-	4	-	5	8	-	5	33	3%	33
	2022	1	7	4	3	1	-	-	1	-	-	5	10	32	▲	32
Domestic and Family - Level 2	2023	1	3	2	4	3	1	8	2	2	-	6	1	33	10%	33
	2022	2	4	1	1	3	-	2	3	5	2	7	-	30	▲	30
Felonies and Related Matters	2023	73	213	20	28	37	46	85	39	100	85	135	32	893	9%	893
	2022	60	85	50	52	58	98	89	78	46	63	104	37	820	▲	820
General Civil - Level 1	2023	-	-	-	-	-	-	-	-	-	-	-	-	0	-100%	0
	2022	-	-	-	-	-	-	1	1	-	-	-	-	2	▼	2
General Civil - Level 2	2023	4	2	4	2	2	4	3	4	8	4	8	1	46	15%	46
	2022	3	5	4	1	1	4	4	1	2	5	6	4	40	▲	40
General Civil - Level 3	2023	-	2	4	3	1	4	1	3	3	-	1	2	24	-4%	24
	2022	-	-	1	2	-	-	2	7	4	4	2	3	25	▼	25
Miscellaneous Civil	2023	63	77	97	56	62	48	43	51	39	54	61	49	700	15%	700
	2022	44	58	61	34	61	58	49	55	42	54	58	34	608	▲	608
Misdemeanor	2023	40	47	29	21	18	25	22	22	52	32	8	22	338	-31%	338
	2022	27	55	36	23	73	16	57	23	32	51	62	33	488	▼	488
Other	2023	-	2	1	-	-	-	-	1	-	-	-	1	5	-44%	5
	2022	-	-	-	1	1	4	-	-	1	1	-	1	9	▼	9
Other Criminally Related Matters	2023	3	4	1	7	2	4	15	10	4	6	6	5	67	-6%	67
	2022	4	2	6	8	8	2	8	5	6	9	5	8	71	▼	71
Probates/Wills & Trusts - Level 2	2023	-	-	1	2	4	2	1	-	-	-	-	-	10	-17%	10
	2022	1	1	2	2	-	-	1	-	-	1	3	1	12	▼	12
Protective Orders	2023	-	-	-	-	-	-	-	-	-	-	-	-	0	-100%	0
	2022	-	-	-	1	-	-	-	-	-	-	-	-	1	▼	1
Uncontested Divorce	2023	4	7	14	2	5	6	6	7	6	5	4	3	69	28%	69
	2022	2	5	5	4	7	2	3	6	5	4	6	5	54	▲	54

This report reflects data in the case management system. Numbers will update accordingly as reports are refreshed and posted.

Dashboard		Monthly Filings Summary		Jan --- Dec Filings					
<p>Court: Buena Vista Circuit Start/End Date: Jan-22 / Dec-23 2022 Average Month: 39 Jan-Dec 2022: 471 Filings Trending: ▲</p>	<p>Circuit/Court ID: 25 225530 Type of Case: Filings 2023 Average Month:46 Jan-Dec 2023 : 554 Overall AVG. Month: 43</p>	 <p style="text-align: center; font-weight: bold; color: white; background-color: black; padding: 2px;">Jan 22 - Dec 23</p>		<table border="1" style="margin: auto; border-collapse: collapse;"> <tr> <td style="width: 50%; text-align: center; font-weight: bold; font-size: 1.2em;">554</td> <td style="width: 50%; text-align: center; font-weight: bold; font-size: 1.2em;">471</td> </tr> <tr> <td style="text-align: center; font-weight: bold;">2023</td> <td style="text-align: center; font-weight: bold;">2022</td> </tr> </table>		554	471	2023	2022
554	471								
2023	2022								

Filings by Division																
Divisions		Jan	Feb	Mar	Apr	May	Jun	Jul	Aug	Sep	Oct	Nov	Dec	Thru Dec	% Change	Total
Total	2023	63	35	72	46	41	37	45	38	57	56	28	36	554	18%	554
	2022	38	21	49	36	40	27	48	51	50	36	47	28	471	▲	471
Civil	2023	2	-	6	7	4	4	3	5	4	2	5	3	45	2%	45
	2022	5	-	6	1	3	2	2	2	10	4	2	7	44	▲	44
Criminal	2023	43	17	55	26	33	23	31	19	50	37	11	19	364	20%	364
	2022	24	10	35	24	24	15	37	40	26	26	34	9	304	▲	304
Concealed Handgun Permits	2023	11	12	9	6	4	5	7	7	2	10	11	11	95	9%	95
	2022	3	7	5	11	11	7	7	4	11	3	9	9	87	▲	87
Miscellaneous/Other	2023	7	6	2	6	-	3	4	7	1	7	1	3	47	31%	47
	2022	6	4	3	-	2	3	2	5	3	3	2	3	36	▲	36
Others	2023	-	-	-	1	-	2	-	-	-	-	-	-	3	3	3
	2022	-	-	-	-	-	-	-	-	-	-	-	-	0	↔	0

Filings by Case Category																
Case Categories		Jan	Feb	Mar	Apr	May	Jun	Jul	Aug	Sep	Oct	Nov	Dec	Thru Dec	% Change	Total
Contested Divorce	2023	-	-	1	-	1	1	1	-	-	2	2	-	8	60%	8
	2022	1	-	1	-	-	-	-	1	-	1	1	-	5	▲	5
Domestic and Family - Level 1	2023	-	-	2	-	1	1	1	2	-	-	-	1	8	-27%	8
	2022	-	-	-	-	2	-	2	1	3	2	-	1	11	▼	11
Domestic and Family - Level 2	2023	-	-	1	2	-	-	-	-	1	-	-	-	4	-50%	4
	2022	-	-	-	-	1	1	-	-	-	-	-	6	8	▼	8
Felonies and Related Matters	2023	35	13	46	18	22	17	23	14	32	22	6	13	261	24%	261
	2022	16	3	28	18	16	7	31	27	20	13	28	4	211	▲	211
General Civil - Level 2	2023	-	2	-	-	-	-	-	1	-	2	-	2	7	133%	7
	2022	1	-	1	-	-	-	-	-	-	-	-	1	3	▲	3
General Civil - Level 3	2023	2	-	1	-	1	-	-	-	-	-	-	-	4	0%	4
	2022	2	-	1	-	-	-	-	-	1	-	-	-	4	↔	4
Miscellaneous Civil	2023	17	16	10	12	4	8	11	14	3	15	12	14	136	13%	136
	2022	7	11	8	11	13	10	9	9	14	6	11	11	120	▲	120
Misdemeanor	2023	5	4	9	8	9	4	7	5	17	13	2	5	88	10%	88
	2022	8	5	6	6	8	7	6	11	5	12	2	4	80	▲	80
Other	2023	-	-	-	1	-	2	-	-	-	-	-	-	3	200%	3
	2022	1	-	-	-	-	-	-	-	-	-	-	-	1	▲	1
Other Criminally Related Matters	2023	3	-	-	-	2	2	1	-	1	2	3	1	15	15%	15
	2022	-	2	1	-	-	1	-	2	1	1	4	1	13	▲	13
Probates/Wills & Trusts - Level 2	2023	-	-	-	2	-	-	1	-	-	-	1	-	4	4	4
	2022	-	-	-	-	-	-	-	-	-	-	-	-	0	↔	0
Protective Orders	2023	-	-	-	-	-	-	-	-	-	-	-	-	0	-100%	0
	2022	1	-	-	-	-	1	-	-	4	1	-	-	7	▼	7
Uncontested Divorce	2023	1	-	2	3	1	2	-	2	3	-	2	-	16	100%	16
	2022	1	-	3	1	-	-	-	-	2	-	1	-	8	▲	8

PLN-CCMS-10.01 CASELOAD STATISTICS OF THE CIRCUIT COURTS

Staunton

January 2022 -- December 2023 Filings

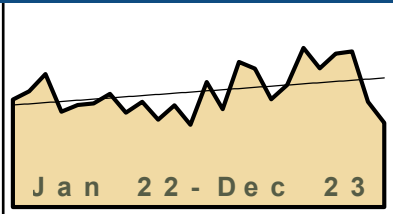
Alexandria and Fairfax Circuit are not Included in State Totals

Dashboard

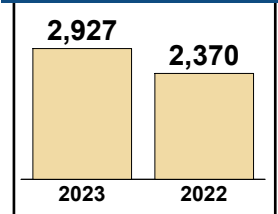
Court: Staunton Circuit
Start/End Date: Jan-22 / Dec-23
2022 Average Month: 198
Jan-Dec 2022: 2,370
Filings Trending: ▲

Circuit/Court ID: 25 225790
Type of Case: Filings
2023 Average Month: 244
Jan-Dec 2023 : 2,927
Overall AVG. Month: 221

Monthly Filings Summary



Jan --- Dec Filings



Filings by Division

Divisions		Jan	Feb	Mar	Apr	May	Jun	Jul	Aug	Sep	Oct	Nov	Dec	Thru Dec	% Change	Total
Total	2023	239	187	277	264	206	233	304	265	293	297	201	161	2,927	24%	2,927
	2022	205	221	254	182	195	198	216	180	201	167	194	157	2,370	▲	2,370
Civil	2023	18	17	21	22	20	11	17	23	15	18	17	9	208	-6%	208
	2022	12	18	29	22	17	13	19	18	29	15	20	9	221	▼	221
Criminal	2023	131	102	170	163	115	161	200	177	221	215	118	98	1,871	38%	1,871
	2022	120	123	145	120	119	99	143	91	110	89	105	93	1,357	▲	1,357
Concealed Handgun Permits	2023	32	31	30	34	26	18	32	21	25	32	24	21	326	13%	326
	2022	30	35	25	12	19	30	18	33	20	22	23	21	288	▲	288
Miscellaneous/ Other	2023	57	37	56	45	45	43	55	43	32	32	42	33	520	3%	520
	2022	43	45	55	28	40	56	36	38	42	41	46	34	504	▲	504
Others	2023	1	-	-	-	-	-	-	1	-	-	-	-	2	2	2
	2022	-	-	-	-	-	-	-	-	-	-	-	-	0	↔	0

Filings by Case Category

Case Categories		Jan	Feb	Mar	Apr	May	Jun	Jul	Aug	Sep	Oct	Nov	Dec	Thru Dec	% Change	Total
Capital Murder	2023	-	-	-	-	-	-	-	-	-	-	-	1	1	1	1
	2022	-	-	-	-	-	-	-	-	-	-	-	-	0	↔	0
Contested Divorce	2023	1	1	2	-	3	-	2	4	3	-	3	-	19	-10%	19
	2022	2	1	4	3	3	2	2	-	3	-	1	-	21	▼	21
Domestic and Family - Level 1	2023	5	4	7	9	4	2	-	4	3	1	2	-	41	64%	41
	2022	3	2	1	-	1	4	4	4	3	3	-	-	25	▲	25
Domestic and Family - Level 2	2023	3	6	4	6	3	4	7	4	4	5	4	4	54	-22%	54
	2022	1	6	7	3	5	3	8	5	7	8	11	5	69	▼	69
Felonies and Related Matters	2023	90	81	125	135	88	97	133	141	168	170	94	62	1,384	39%	1,384
	2022	99	76	99	86	87	68	114	59	79	75	79	78	999	▲	999
General Civil - Level 1	2023	-	-	-	-	-	-	-	1	-	-	-	-	1	-50%	1
	2022	-	-	-	-	-	-	-	-	-	-	-	1	2	▼	2
General Civil - Level 2	2023	4	-	3	1	2	1	1	2	-	3	3	-	20	-31%	20
	2022	2	3	1	2	4	3	1	2	2	3	4	2	29	▼	29
General Civil - Level 3	2023	6	1	3	5	3	-	4	5	2	1	2	5	37	28%	37
	2022	1	-	3	7	1	4	3	2	3	-	4	1	29	▲	29
Miscellaneous Civil	2023	45	46	46	45	41	25	45	32	36	42	35	28	466	18%	466
	2022	42	43	32	17	33	39	23	42	34	27	33	31	396	▲	396
Misdemeanor	2023	23	14	41	20	27	40	35	31	48	30	22	17	348	22%	348
	2022	18	39	38	26	29	27	19	28	25	7	22	7	285	▲	285
Other	2023	39	22	34	30	28	35	38	30	20	20	28	22	346	-3%	346
	2022	28	34	46	20	22	42	29	26	25	33	28	23	356	▼	356
Other Criminally Related Matters	2023	19	7	4	8	-	24	32	5	5	16	2	18	140	82%	140
	2022	3	8	8	8	3	4	10	4	10	7	4	8	77	▲	77
Probates/Wills & Trusts - Level 1	2023	-	-	-	-	-	-	-	-	-	-	-	-	0	-100%	0
	2022	-	-	-	1	-	-	-	-	-	-	-	-	1	▼	1
Probates/Wills & Trusts - Level 2	2023	1	-	1	1	1	1	1	1	2	4	2	2	17	89%	17
	2022	2	-	3	-	-	-	1	1	1	1	-	-	9	▲	9
Protective Orders	2023	-	-	-	1	-	1	1	-	-	-	1	-	4	300%	4
	2022	-	-	-	1	-	-	-	-	-	-	-	-	1	▲	1
Uncontested Divorce	2023	3	5	7	3	6	3	5	5	2	5	3	2	49	-31%	49
	2022	4	9	12	8	7	2	2	6	9	3	7	2	71	▼	71

This report reflects data in the case management system. Numbers will update accordingly as reports are refreshed and posted.

PLN-CCMS-10.01 CASELOAD STATISTICS OF THE CIRCUIT COURTS

Waynesboro

January 2022 -- December 2023 Filings


Alexandria and Fairfax Circuit are not Included in State Totals

Dashboard

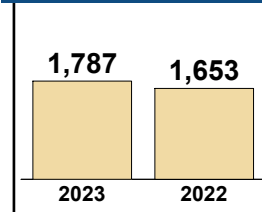
Court: Waynesboro Circuit
Start/End Date: Jan-22 / Dec-23
2022 Average Month: 138
Jan-Dec 2022: 1,653
Filings Trending: ▲

Circuit/Court ID: 25 225820
Type of Case: Filings
2023 Average Month: 149
Jan-Dec 2023 : 1,787
Overall AVG. Month: 143

Monthly Filings Summary



Jan --- Dec Filings



Filings by Division

Divisions		Jan	Feb	Mar	Apr	May	Jun	Jul	Aug	Sep	Oct	Nov	Dec	Thru Dec	% Change	Total
Total	2023	134	144	148	146	138	211	151	125	150	159	156	125	1,787	8%	1,787
	2022	92	131	191	116	109	156	114	150	128	125	120	221	1,653	▲	1,653
Civil	2023	12	13	29	21	15	11	18	21	21	16	21	10	208	20%	208
	2022	10	7	29	10	15	18	18	10	18	14	11	14	174	▲	174
Criminal	2023	52	56	29	73	61	127	82	49	76	81	94	64	844	9%	844
	2022	24	75	63	47	38	73	48	68	53	60	58	166	773	▲	773
Concealed Handgun Permits	2023	32	23	39	19	22	28	15	21	20	34	15	22	290	4%	290
	2022	25	22	21	17	25	22	26	28	25	26	20	21	278	▲	278
Miscellaneous/ Other	2023	38	51	51	31	40	45	36	34	33	28	26	28	441	3%	441
	2022	32	27	78	42	31	43	22	44	32	25	31	20	427	▲	427
Others	2023	-	1	-	2	-	-	-	-	-	-	-	1	4	300%	4
	2022	1	-	-	-	-	-	-	-	-	-	-	-	1	▲	1

Filings by Case Category

Case Categories		Jan	Feb	Mar	Apr	May	Jun	Jul	Aug	Sep	Oct	Nov	Dec	Thru Dec	% Change	Total
Administrative Law	2023	-	-	1	-	-	-	-	-	-	-	-	-	1	1	1
	2022	-	-	-	-	-	-	-	-	-	-	-	-	0	↔	0
Capital Murder	2023	-	-	-	-	1	-	-	-	-	-	-	-	1	1	1
	2022	-	-	-	-	-	-	-	-	-	-	-	-	0	↔	0
Contested Divorce	2023	3	4	-	3	2	1	3	2	2	3	-	-	23	-21%	23
	2022	4	2	4	1	2	6	3	1	-	3	1	2	29	▼	29
Domestic and Family - Level 1	2023	1	2	4	10	2	-	3	9	2	8	5	2	48	7%	48
	2022	1	-	13	2	-	4	5	4	6	7	-	3	45	▲	45
Domestic and Family - Level 2	2023	-	3	1	-	2	-	4	1	1	-	-	-	12	140%	12
	2022	-	-	-	-	-	-	4	-	-	-	1	-	5	▲	5
Felonies and Related Matters	2023	39	49	21	60	39	98	58	39	55	50	66	36	610	14%	610
	2022	18	60	49	25	27	48	36	36	34	41	37	122	533	▲	533
General Civil - Level 1	2023	-	-	-	-	1	-	-	-	-	-	-	-	1	0%	1
	2022	-	-	-	-	-	-	-	-	-	1	-	-	1	↔	1
General Civil - Level 2	2023	3	-	4	1	3	2	-	2	3	-	4	2	24	50%	24
	2022	1	-	3	1	1	1	2	1	1	1	1	3	16	▲	16
General Civil - Level 3	2023	5	2	14	3	1	6	5	5	9	2	3	4	59	157%	59
	2022	-	5	3	1	2	4	-	-	1	1	3	3	23	▲	23
Miscellaneous Civil	2023	40	34	46	29	42	50	28	36	31	42	26	31	435	11%	435
	2022	30	29	25	25	34	37	34	48	40	37	28	25	392	▲	392
Misdemeanor	2023	12	6	8	13	19	26	22	10	21	29	26	21	213	-6%	213
	2022	5	15	14	22	11	23	11	30	18	17	20	41	227	▼	227
Other	2023	29	41	42	21	20	23	23	19	20	21	14	18	291	-6%	291
	2022	28	18	74	34	24	25	14	24	16	14	23	16	310	▼	310
Other Criminally Related Matters	2023	1	1	-	-	2	3	2	-	-	2	2	7	20	54%	20
	2022	1	-	-	-	-	2	1	2	1	2	1	3	13	▲	13
Probates/Wills & Trusts - Level 1	2023	-	-	-	-	-	-	1	-	-	-	-	1	2	2	2
	2022	-	-	-	-	-	-	-	-	-	-	-	-	0	↔	0
Probates/Wills & Trusts - Level 2	2023	-	-	3	-	-	1	1	-	-	-	-	-	5	0%	5
	2022	1	-	-	-	1	-	1	2	-	-	-	-	5	↔	5
Uncontested Divorce	2023	1	2	4	6	4	1	1	2	6	2	9	4	42	-22%	42
	2022	3	2	6	5	7	6	3	2	10	2	5	3	54	▼	54

This report reflects data in the case management system. Numbers will update accordingly as reports are refreshed and posted.

PLN-CCMS-10.01 CASELOAD STATISTICS OF THE CIRCUIT COURTS

Clarke

January 2022 -- December 2023 Filings

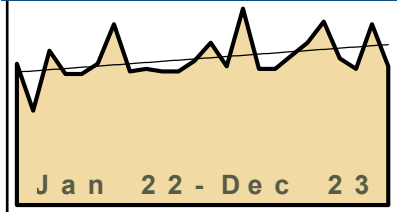
Alexandria and Fairfax Circuit are not Included in State Totals

Dashboard

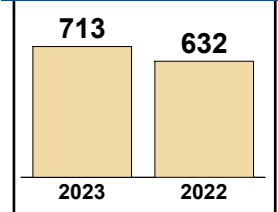
Court: Clarke Circuit
Start/End Date: Jan-22 / Dec-23
2022 Average Month: 53
Jan-Dec 2022: 632
Filings Trending: ▲

Circuit/Court ID: 26 226043
Type of Case: Filings
2023 Average Month: 59
Jan-Dec 2023 : 713
Overall AVG. Month: 56

Monthly Filings Summary



Jan --- Dec Filings



Filings by Division

Divisions	Jan	Feb	Mar	Apr	May	Jun	Jul	Aug	Sep	Oct	Nov	Dec	Thru Dec	% Change	Total
Total	62	53	75	52	52	57	62	70	56	52	69	53	713	13%	713
2022	54	36	59	50	50	54	69	51	52	51	51	55	632	▲	632
Civil	12	7	12	2	10	8	11	11	5	8	8	13	107	70%	107
2022	4	4	9	6	8	4	9	2	4	6	1	6	63	▲	63
Criminal	8	8	16	14	5	13	15	17	15	7	30	7	155	24%	155
2022	10	11	17	21	7	6	22	11	2	5	12	1	125	▲	125
Concealed Handgun Permits	37	29	42	27	31	31	31	30	25	30	26	31	370	7%	370
2022	32	17	22	16	26	31	25	35	38	34	31	38	345	▲	345
Miscellaneous/Other	5	9	5	9	5	5	5	12	11	7	5	2	80	-18%	80
2022	8	4	11	7	9	13	12	3	8	6	6	10	97	▼	97
Others	-	-	-	-	1	-	-	-	-	-	-	-	1	-50%	1
2022	-	-	-	-	-	-	1	-	-	-	1	-	2	▼	2

Filings by Case Category

Case Categories	Jan	Feb	Mar	Apr	May	Jun	Jul	Aug	Sep	Oct	Nov	Dec	Thru Dec	% Change	Total
Administrative Law	-	-	-	-	-	-	-	1	-	-	-	-	1	1	1
2022	-	-	-	-	-	-	-	-	-	-	-	-	0	↔	0
Contested Divorce	2	1	-	-	-	2	1	-	1	1	1	2	11	10%	11
2022	-	1	1	-	1	-	1	-	-	4	-	2	10	▲	10
Domestic and Family - Level 1	3	-	1	-	-	-	3	-	-	-	1	1	9	29%	9
2022	-	2	1	-	2	-	1	-	-	-	-	1	7	▲	7
Domestic and Family - Level 2	-	-	-	-	-	1	1	-	-	1	1	1	5	67%	5
2022	-	-	-	1	-	-	2	-	-	-	-	-	3	▲	3
Felonies and Related Matters	7	8	14	12	4	7	9	15	14	6	8	7	111	39%	111
2022	7	9	8	18	3	3	14	5	2	3	7	1	80	▲	80
General Civil - Level 1	-	-	-	-	1	-	-	-	-	-	-	-	1	-50%	1
2022	-	-	-	-	-	-	-	-	1	-	-	1	2	▼	2
General Civil - Level 2	-	-	3	1	3	1	2	2	-	4	3	5	24	41%	24
2022	2	1	-	1	4	3	2	-	-	2	2	-	17	▲	17
General Civil - Level 3	1	-	4	-	4	-	-	1	3	-	-	-	13	-7%	13
2022	-	1	5	2	-	1	1	-	-	1	1	2	14	▼	14
Miscellaneous Civil	42	37	45	35	35	35	36	40	33	36	31	32	437	4%	437
2022	38	19	32	22	33	42	35	38	45	37	34	44	419	▲	419
Misdemeanor	-	2	1	2	1	3	5	2	1	-	11	-	28	-13%	28
2022	3	1	6	3	2	2	7	3	-	-	5	-	32	▼	32
Other	-	1	1	-	1	1	-	-	1	1	-	1	7	0%	7
2022	-	-	1	-	1	-	3	-	-	-	1	1	7	↔	7
Other Criminally Related Matters	1	-	2	-	-	3	1	-	1	2	11	-	21	62%	21
2022	-	1	3	-	2	1	1	3	-	2	-	-	13	▲	13
Probates/Wills & Trusts - Level 2	1	2	1	-	-	-	3	2	-	-	-	1	10	67%	10
2022	-	-	1	-	-	1	-	-	2	-	-	2	6	▲	6
Protective Orders	-	-	-	-	-	-	-	1	-	-	-	-	1	1	1
2022	-	-	-	-	-	-	-	-	-	-	-	-	0	↔	0
Uncontested Divorce	5	2	3	2	3	4	1	6	2	1	2	3	34	55%	34
2022	4	1	1	3	2	1	2	2	2	2	1	1	22	▲	22

This report reflects data in the case management system. Numbers will update accordingly as reports are refreshed and posted.

PLN-CCMS-10.01 CASELOAD STATISTICS OF THE CIRCUIT COURTS

Frederick

January 2022 -- December 2023 Filings


Alexandria and Fairfax Circuit are not Included in State Totals

Dashboard

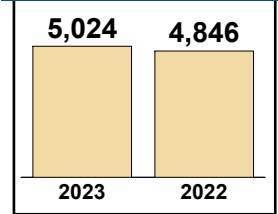
Court: Frederick Circuit
Start/End Date: Jan-22 / Dec-23
2022 Average Month: 404
Jan-Dec 2022: 4,846
Filings Trending: ▲

Circuit/Court ID: 26 226069
Type of Case: Filings
2023 Average Month: 419
Jan-Dec 2023 : 5,024
Overall AVG. Month: 411

Monthly Filings Summary



Jan --- Dec Filings



Filings by Division

Divisions		Jan	Feb	Mar	Apr	May	Jun	Jul	Aug	Sep	Oct	Nov	Dec	Thru Dec	% Change	Total
Total	2023	455	465	492	375	477	379	351	410	409	404	460	347	5,024	4%	5,024
	2022	374	398	395	421	400	373	434	416	448	425	393	369	4,846	▲	4,846
Civil	2023	52	41	55	33	49	50	51	44	48	35	71	24	553	12%	553
	2022	27	29	46	53	47	34	39	63	45	43	35	32	493	▲	493
Criminal	2023	126	171	158	136	206	156	138	150	165	159	185	143	1,893	-7%	1,893
	2022	174	202	137	179	190	136	183	140	190	179	173	145	2,028	▼	2,028
Concealed Handgun Permits	2023	220	192	217	139	163	126	119	144	145	174	167	140	1,946	11%	1,946
	2022	127	123	162	133	116	158	167	162	159	152	140	162	1,761	▲	1,761
Miscellaneous/ Other	2023	54	61	60	65	58	45	43	72	51	36	37	40	622	11%	622
	2022	46	43	50	55	45	45	45	51	54	51	45	30	560	▲	560
Others	2023	3	-	2	2	1	2	-	-	-	-	-	-	10	150%	10
	2022	-	1	-	1	2	-	-	-	-	-	-	-	4	▲	4

Filings by Case Category

Case Categories		Jan	Feb	Mar	Apr	May	Jun	Jul	Aug	Sep	Oct	Nov	Dec	Thru Dec	% Change	Total
Administrative Law	2023	-	-	-	-	-	-	-	-	1	-	-	-	1	-50%	1
	2022	-	-	-	-	-	-	-	-	-	1	-	1	2	▼	2
Capital Murder	2023	-	-	-	-	-	-	-	-	-	-	-	-	0	-100%	0
	2022	-	-	-	1	-	-	-	-	-	-	-	-	1	▼	1
Contested Divorce	2023	8	6	8	5	6	6	5	7	7	4	9	3	74	-13%	74
	2022	5	5	11	6	9	8	4	6	8	6	11	6	85	▼	85
Domestic and Family - Level 1	2023	9	5	2	3	1	2	1	4	5	5	5	1	43	-30%	43
	2022	3	3	2	6	11	1	6	12	9	2	2	4	61	▼	61
Domestic and Family - Level 2	2023	2	1	4	1	1	1	13	9	3	2	7	2	46	24%	46
	2022	3	8	2	7	3	-	1	6	-	5	1	1	37	▲	37
Felonies and Related Matters	2023	94	141	101	113	152	103	101	115	116	117	126	100	1,379	-8%	1,379
	2022	131	148	91	137	126	106	128	97	145	120	152	116	1,497	▼	1,497
General Civil - Level 1	2023	-	-	-	-	-	-	-	-	-	-	-	1	1	-50%	1
	2022	1	-	1	-	-	-	-	-	-	-	-	-	2	▼	2
General Civil - Level 2	2023	7	8	10	7	12	7	5	7	6	9	13	6	97	24%	97
	2022	9	5	4	6	6	2	10	9	10	5	4	8	78	▲	78
General Civil - Level 3	2023	2	3	3	4	4	4	8	4	3	2	4	2	43	5%	43
	2022	1	2	3	2	3	4	9	5	5	3	3	1	41	▲	41
Miscellaneous Civil	2023	258	214	248	174	203	157	145	179	182	199	190	164	2,313	10%	2,313
	2022	147	154	197	153	149	187	186	196	194	186	160	185	2,094	▲	2,094
Misdemeanor	2023	29	23	44	16	54	44	33	30	40	31	51	39	434	-5%	434
	2022	37	49	38	35	57	27	51	37	35	48	17	28	459	▼	459
Other	2023	18	30	30	27	21	17	10	31	12	9	13	12	230	17%	230
	2022	21	12	15	36	12	14	16	19	9	15	21	6	196	▲	196
Other Criminally Related Matters	2023	4	7	13	8	3	11	4	5	11	12	9	5	92	16%	92
	2022	6	5	8	10	7	3	4	6	10	12	7	1	79	▲	79
Probates/Wills & Trusts - Level 1	2023	-	-	-	-	1	-	1	1	1	-	-	-	4	300%	4
	2022	-	-	-	-	-	-	-	-	1	-	-	-	1	▲	1
Probates/Wills & Trusts - Level 2	2023	5	3	8	3	6	7	5	1	1	1	9	1	50	28%	50
	2022	-	1	4	7	3	6	3	4	1	4	4	2	39	▲	39
Protective Orders	2023	-	-	-	-	1	-	-	2	1	2	-	1	7	250%	7
	2022	-	-	-	-	-	-	-	-	1	-	-	1	2	▲	2
Uncontested Divorce	2023	19	24	21	14	12	20	20	15	20	11	24	10	210	22%	210
	2022	10	6	19	15	14	15	16	19	20	18	11	9	172	▲	172

This report reflects data in the case management system. Numbers will update accordingly as reports are refreshed and posted.

Dashboard	Monthly Filings Summary	Jan --- Dec Filings				
<p>Court: Page Circuit Start/End Date: Jan-22 / Dec-23 2022 Average Month: 235 Jan-Dec 2022: 2,819 Filings Trending: ↔</p> <p>Circuit/Court ID: 26 226139 Type of Case: Filings 2023 Average Month: 236 Jan-Dec 2023 : 2,830 Overall AVG. Month: 235</p>		<table border="1" style="margin: auto;"> <tr> <td style="width:50%; text-align: center;">2,830</td> <td style="width:50%; text-align: center;">2,819</td> </tr> <tr> <td style="width:50%; text-align: center;">2023</td> <td style="width:50%; text-align: center;">2022</td> </tr> </table>	2,830	2,819	2023	2022
2,830	2,819					
2023	2022					

Filings by Division																
Divisions		Jan	Feb	Mar	Apr	May	Jun	Jul	Aug	Sep	Oct	Nov	Dec	Thru Dec	% Change	Total
Total	2023	308	374	207	198	175	255	231	212	215	220	184	251	2,830	0%	2,830
	2022	180	435	226	257	266	157	216	250	188	221	183	240	2,819	▲	2,819
Civil	2023	14	17	20	14	13	11	22	35	30	22	20	14	232	13%	232
	2022	14	11	20	11	18	16	18	37	23	10	17	11	206	▲	206
Criminal	2023	200	270	102	127	109	191	162	121	143	125	114	184	1,848	-8%	1,848
	2022	121	364	153	209	200	101	147	146	127	157	101	172	1,998	▼	1,998
Concealed Handgun Permits	2023	79	78	64	44	41	43	30	39	31	56	36	39	580	23%	580
	2022	30	47	46	27	39	31	33	49	26	42	55	46	471	▲	471
Miscellaneous/ Other	2023	15	9	21	13	12	10	17	17	11	17	14	14	170	19%	170
	2022	15	13	7	10	8	9	18	18	12	12	10	11	143	▲	143
Others	2023	-	-	-	-	-	-	-	-	-	-	-	-	0	-100%	0
	2022	-	-	-	-	1	-	-	-	-	-	-	-	1	▼	1

Filings by Case Category																
Case Categories		Jan	Feb	Mar	Apr	May	Jun	Jul	Aug	Sep	Oct	Nov	Dec	Thru Dec	% Change	Total
Administrative Law	2023	-	-	-	-	-	-	-	-	-	-	-	1	1	1	1
	2022	-	-	-	-	-	-	-	-	-	-	-	-	0	↔	0
Contested Divorce	2023	2	2	4	3	2	2	5	3	3	4	2	-	32	52%	32
	2022	2	1	1	2	2	-	2	1	2	5	2	1	21	▲	21
Domestic and Family - Level 1	2023	2	2	3	-	-	2	8	4	5	1	1	1	29	314%	29
	2022	1	-	1	2	-	2	1	-	-	-	-	-	7	▲	7
Domestic and Family - Level 2	2023	-	1	2	-	1	2	2	9	2	8	9	4	40	67%	40
	2022	3	1	3	1	2	2	2	1	4	-	3	2	24	▲	24
Felonies and Related Matters	2023	113	212	53	57	78	95	117	81	85	82	78	112	1,163	-15%	1,163
	2022	87	332	96	110	123	38	87	92	106	108	68	120	1,367	▼	1,367
General Civil - Level 1	2023	-	1	-	-	1	-	-	-	-	-	-	-	2	100%	2
	2022	1	-	-	-	-	-	-	-	-	-	-	-	1	▲	1
General Civil - Level 2	2023	4	3	1	3	3	4	-	2	4	2	3	2	31	-14%	31
	2022	2	5	1	1	4	3	4	7	4	2	-	3	36	▼	36
General Civil - Level 3	2023	2	3	-	1	1	-	3	9	10	-	-	1	38	-31%	38
	2022	1	2	2	2	5	2	6	21	3	2	2	7	55	▼	55
Miscellaneous Civil	2023	91	86	84	56	50	50	47	50	41	73	49	50	727	22%	727
	2022	45	58	53	36	46	39	48	66	36	53	63	54	597	▲	597
Misdemeanor	2023	87	51	36	49	25	92	36	36	44	38	29	72	595	-2%	595
	2022	32	31	56	94	75	59	57	52	22	44	31	52	605	▼	605
Other	2023	-	-	-	-	-	-	-	-	1	1	-	-	2	-50%	2
	2022	-	-	1	-	1	-	-	-	-	-	-	2	4	▼	4
Other Criminally Related Matters	2023	-	8	13	21	6	4	9	7	14	5	9	-	96	231%	96
	2022	2	1	1	5	2	4	4	3	-	5	2	-	29	▲	29
Probates/Wills & Trusts - Level 2	2023	-	-	1	1	-	2	1	-	1	1	-	-	7	-22%	7
	2022	1	-	1	-	2	1	-	-	3	-	1	-	9	▼	9
Protective Orders	2023	-	-	-	-	1	-	-	-	-	-	-	-	1	-75%	1
	2022	-	-	-	1	-	1	-	1	-	1	-	-	4	▼	4
Uncontested Divorce	2023	7	5	10	7	7	2	3	11	5	5	3	1	66	10%	66
	2022	3	4	10	3	4	6	5	6	8	1	9	1	60	▲	60

This report reflects data in the case management system. Numbers will update accordingly as reports are refreshed and posted.

PLN-CCMS-10.01 CASELOAD STATISTICS OF THE CIRCUIT COURTS

Rockingham

January 2022 -- December 2023 Filings

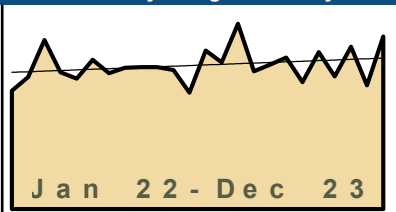
Alexandria and Fairfax Circuit are not Included in State Totals

Dashboard

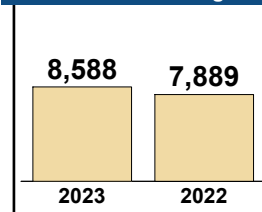
Court: Rockingham Circuit
Start/End Date: Jan-22 / Dec-23
2022 Average Month: 657
Jan-Dec 2022: 7,889
Filings Trending: ▲

Circuit/Court ID: 26 226165
Type of Case: Filings
2023 Average Month: 716
Jan-Dec 2023 : 8,588
Overall AVG. Month: 687

Monthly Filings Summary



Jan --- Dec Filings



Filings by Division

Divisions		Jan	Feb	Mar	Apr	May	Jun	Jul	Aug	Sep	Oct	Nov	Dec	Thru Dec	% Change	Total
Total	2023	757	700	885	657	690	723	606	749	633	775	590	823	8,588	9%	8,588
	2022	565	631	807	653	623	712	649	675	677	677	664	556	7,889	▲	7,889
Civil	2023	54	73	107	66	66	66	61	62	68	56	43	69	791	-3%	791
	2022	53	72	83	105	48	53	68	71	75	63	62	61	814	▼	814
Criminal	2023	274	239	292	234	282	363	228	303	298	373	254	244	3,384	4%	3,384
	2022	243	227	304	271	240	318	265	254	287	314	301	219	3,243	▲	3,243
Concealed Handgun Permits	2023	236	219	268	188	183	143	170	173	131	176	156	147	2,190	19%	2,190
	2022	126	167	212	123	153	140	143	176	144	160	150	154	1,848	▲	1,848
Miscellaneous/ Other	2023	192	169	218	169	158	151	147	211	136	170	137	363	2,221	12%	2,221
	2022	143	165	207	154	182	201	173	174	171	140	151	122	1,983	▲	1,983
Others	2023	1	-	-	-	1	-	-	-	-	-	-	-	2	100%	2
	2022	-	-	1	-	-	-	-	-	-	-	-	-	1	▲	1

Filings by Case Category

Case Categories		Jan	Feb	Mar	Apr	May	Jun	Jul	Aug	Sep	Oct	Nov	Dec	Thru Dec	% Change	Total
Administrative Law	2023	-	-	1	-	1	1	1	-	2	-	-	-	6	0%	6
	2022	-	1	1	-	-	1	-	1	2	-	-	-	6	↔	6
Capital Murder	2023	-	-	-	-	-	-	-	-	1	4	-	-	5	-29%	5
	2022	-	-	1	-	-	1	-	-	1	3	1	-	7	▼	7
Contested Divorce	2023	10	14	7	11	12	8	6	7	14	9	10	9	117	-1%	117
	2022	10	7	14	12	9	5	8	11	15	12	7	8	118	▼	118
Domestic and Family - Level 1	2023	8	6	41	12	-	7	10	4	5	4	1	9	107	-28%	107
	2022	8	14	9	49	2	1	5	15	12	3	17	13	148	▼	148
Domestic and Family - Level 2	2023	4	1	4	5	11	7	2	5	3	2	4	11	59	4%	59
	2022	2	7	15	5	2	4	5	4	4	4	3	2	57	▲	57
Felonies and Related Matters	2023	207	166	242	177	217	273	171	226	224	292	184	178	2,557	3%	2,557
	2022	167	167	216	205	193	258	210	200	229	259	232	155	2,491	▲	2,491
General Civil - Level 1	2023	-	-	2	-	4	1	-	-	-	-	-	1	8	0%	8
	2022	1	1	1	-	-	1	-	-	-	1	1	2	8	↔	8
General Civil - Level 2	2023	9	18	14	15	13	19	7	7	8	14	7	13	144	2%	144
	2022	8	12	16	5	18	12	19	6	8	18	8	11	141	▲	141
General Civil - Level 3	2023	6	5	9	10	3	7	10	12	3	7	10	13	95	-11%	95
	2022	9	1	8	6	10	10	13	14	8	7	16	5	107	▼	107
Miscellaneous Civil	2023	285	266	353	237	232	189	220	239	173	240	198	186	2,818	14%	2,818
	2022	166	206	277	171	202	190	199	239	207	211	195	207	2,470	▲	2,470
Misdemeanor	2023	59	66	44	50	53	80	54	68	58	69	50	56	707	5%	707
	2022	72	55	81	58	42	53	48	45	54	45	65	58	676	▲	676
Other	2023	139	116	127	111	101	95	96	142	95	100	88	319	1,529	23%	1,529
	2022	97	124	130	99	110	138	102	103	100	77	102	65	1,247	▲	1,247
Other Criminally Related Matters	2023	8	7	6	7	12	10	3	9	15	8	20	13	118	51%	118
	2022	4	5	7	9	5	8	11	9	4	7	3	6	78	▲	78
Probates/Wills & Trusts - Level 1	2023	-	-	-	-	-	-	-	-	-	-	-	-	0	-100%	0
	2022	-	-	-	-	-	1	-	-	-	-	-	1	2	▼	2
Probates/Wills & Trusts - Level 2	2023	5	5	2	5	4	1	-	2	6	4	2	-	36	50%	36
	2022	2	3	4	-	1	1	2	3	4	1	1	2	24	▲	24
Protective Orders	2023	-	4	6	-	1	1	3	3	-	2	-	2	22	29%	22
	2022	1	1	3	-	1	1	1	3	1	3	1	1	17	▲	17
Uncontested Divorce	2023	17	26	27	17	26	24	23	25	26	20	16	13	260	-11%	260
	2022	18	27	24	34	28	27	26	22	28	26	12	20	292	▼	292

This report reflects data in the case management system. Numbers will update accordingly as reports are refreshed and posted.

PLN-CCMS-10.01 CASELOAD STATISTICS OF THE CIRCUIT COURTS

Shenandoah

January 2022 -- December 2023 Filings


Alexandria and Fairfax Circuit are not Included in State Totals

Dashboard

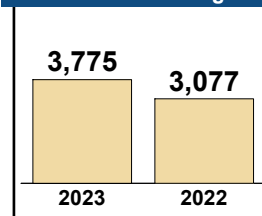
Court: Shenandoah Circuit
Start/End Date: Jan-22 / Dec-23
2022 Average Month: 256
Jan-Dec 2022: 3,077
Filings Trending: ▲

Circuit/Court ID: 26 226171
Type of Case: Filings
2023 Average Month: 315
Jan-Dec 2023 : 3,775
Overall AVG. Month: 286

Monthly Filings Summary



Jan --- Dec Filings



Filings by Division

Divisions		Jan	Feb	Mar	Apr	May	Jun	Jul	Aug	Sep	Oct	Nov	Dec	Thru Dec	% Change	Total
Total	2023	254	249	317	294	308	414	338	370	271	310	271	379	3,775	23%	3,775
	2022	208	251	271	255	229	310	305	240	237	286	255	230	3,077	▲	3,077
Civil	2023	28	15	24	16	33	16	34	23	21	32	35	16	293	0%	293
	2022	12	17	28	15	24	22	27	38	28	31	34	17	293	↔	293
Criminal	2023	49	79	77	96	137	231	149	88	96	112	120	101	1,335	18%	1,335
	2022	85	92	104	106	78	75	173	66	74	121	100	57	1,131	▲	1,131
Concealed Handgun Permits	2023	135	114	161	108	99	118	79	80	77	114	69	78	1,232	20%	1,232
	2022	68	96	88	88	82	90	72	101	91	86	79	82	1,023	▲	1,023
Miscellaneous/ Other	2023	42	41	55	74	39	49	70	175	75	50	47	178	895	43%	895
	2022	43	46	50	45	45	123	33	35	44	48	42	74	628	▲	628
Others	2023	-	-	-	-	-	-	6	4	2	2	-	6	20	900%	20
	2022	-	-	1	1	-	-	-	-	-	-	-	-	2	▲	2

Filings by Case Category

Case Categories		Jan	Feb	Mar	Apr	May	Jun	Jul	Aug	Sep	Oct	Nov	Dec	Thru Dec	% Change	Total
Administrative Law	2023	-	-	-	-	-	-	-	-	-	-	1	-	1	0%	1
	2022	-	-	-	-	-	-	-	-	-	-	1	-	1	↔	1
Capital Murder	2023	-	-	-	-	-	-	-	-	-	-	-	-	0	-100%	0
	2022	-	-	-	-	-	-	-	-	-	-	2	-	2	▼	2
Contested Divorce	2023	1	6	4	4	2	3	2	5	1	4	3	3	38	-14%	38
	2022	3	5	5	2	5	6	4	1	1	7	3	2	44	▼	44
Domestic and Family - Level 1	2023	7	2	4	1	9	3	14	8	2	1	7	4	62	-3%	62
	2022	2	1	3	1	-	7	8	13	11	7	8	3	64	▼	64
Domestic and Family - Level 2	2023	-	2	-	1	4	-	6	3	1	-	1	-	18	0%	18
	2022	-	-	3	1	4	-	-	6	2	-	2	-	18	↔	18
Felonies and Related Matters	2023	40	65	61	60	115	108	99	70	83	86	96	38	921	32%	921
	2022	59	57	71	76	64	51	55	50	39	78	63	33	696	▲	696
General Civil - Level 1	2023	-	-	-	-	-	-	-	-	-	1	1	-	2	100%	2
	2022	-	-	-	-	-	-	-	-	-	-	-	1	1	▲	1
General Civil - Level 2	2023	4	1	5	3	6	7	5	4	4	11	10	4	64	42%	64
	2022	3	4	3	2	3	3	9	6	4	3	4	1	45	▲	45
General Civil - Level 3	2023	-	1	2	1	1	2	2	2	1	1	1	4	18	0%	18
	2022	2	2	1	1	2	1	2	1	5	1	-	-	18	↔	18
Miscellaneous Civil	2023	148	139	188	127	112	134	102	102	95	131	89	100	1,467	20%	1,467
	2022	83	120	107	98	103	104	82	115	111	102	96	104	1,225	▲	1,225
Misdemeanor	2023	8	13	10	23	28	120	45	17	13	21	21	59	378	9%	378
	2022	26	23	23	28	18	19	101	10	30	22	30	17	347	▲	347
Other	2023	28	16	26	56	24	31	49	152	59	37	26	161	665	61%	665
	2022	28	19	30	35	20	108	21	18	23	33	26	52	413	▲	413
Other Criminally Related Matters	2023	1	1	6	14	1	3	5	2	-	5	3	4	45	-55%	45
	2022	-	13	10	2	1	6	17	6	6	22	7	9	99	▼	99
Probates/Wills & Trusts - Level 1	2023	-	-	1	-	1	-	-	-	2	-	1	-	5	5	5
	2022	-	-	-	-	-	-	-	-	-	-	-	-	0	↔	0
Probates/Wills & Trusts - Level 2	2023	2	-	2	-	-	-	1	2	1	1	-	-	9	-25%	9
	2022	1	-	1	2	2	1	-	2	-	1	2	-	12	▼	12
Protective Orders	2023	-	-	-	-	-	-	-	-	-	-	1	-	1	1	1
	2022	-	-	-	-	-	-	-	-	-	-	-	-	0	↔	0
Uncontested Divorce	2023	15	3	8	4	5	3	8	3	9	11	10	2	81	-12%	81
	2022	1	7	14	7	7	4	6	12	5	9	12	8	92	▼	92

This report reflects data in the case management system. Numbers will update accordingly as reports are refreshed and posted.

PLN-CCMS-10.01 CASELOAD STATISTICS OF THE CIRCUIT COURTS

Warren

January 2022 -- December 2023 Filings


Alexandria and Fairfax Circuit are not Included in State Totals

Dashboard

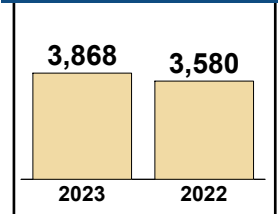
Court: Warren Circuit
Start/End Date: Jan-22 / Dec-23
2022 Average Month: 298
Jan-Dec 2022: 3,580
Filings Trending: ▲

Circuit/Court ID: 26 226187
Type of Case: Filings
2023 Average Month: 322
Jan-Dec 2023 : 3,868
Overall AVG. Month: 310

Monthly Filings Summary



Jan --- Dec Filings



Filings by Division

Divisions		Jan	Feb	Mar	Apr	May	Jun	Jul	Aug	Sep	Oct	Nov	Dec	Thru Dec	% Change	Total
Total	2023	340	324	426	302	305	267	337	312	256	306	323	370	3,868	8%	3,868
	2022	277	330	335	352	367	299	267	303	236	256	251	307	3,580	▲	3,580
Civil	2023	20	27	16	55	33	28	34	37	26	24	35	33	368	-4%	368
	2022	55	36	36	23	23	31	19	42	23	26	34	35	383	▼	383
Criminal	2023	142	159	163	108	139	111	154	145	91	116	132	134	1,594	1%	1,594
	2022	105	172	142	186	208	119	111	119	84	97	107	128	1,578	▲	1,578
Concealed Handgun Permits	2023	123	84	109	82	64	65	83	62	69	78	80	54	953	18%	953
	2022	57	56	92	72	63	65	68	68	65	76	56	72	810	▲	810
Miscellaneous/Other	2023	55	54	138	57	69	63	65	66	70	87	76	149	949	19%	949
	2022	60	65	64	71	73	81	68	74	62	54	53	72	797	▲	797
Others	2023	-	-	-	-	-	-	1	2	-	1	-	-	4	-67%	4
	2022	-	1	1	-	-	3	1	-	2	3	1	-	12	▼	12

Filings by Case Category

Case Categories		Jan	Feb	Mar	Apr	May	Jun	Jul	Aug	Sep	Oct	Nov	Dec	Thru Dec	% Change	Total
Administrative Law	2023	1	-	1	-	-	-	-	-	-	-	-	-	2	2	2
	2022	-	-	-	-	-	-	-	-	-	-	-	-	-	0	↔
Contested Divorce	2023	-	2	1	4	6	5	1	2	2	1	3	3	30	-17%	30
	2022	3	1	7	-	3	1	1	4	2	3	2	9	36	▼	36
Domestic and Family - Level 1	2023	3	3	-	17	6	3	14	7	3	11	20	3	90	-24%	90
	2022	29	4	8	8	6	10	5	14	3	11	18	3	119	▼	119
Domestic and Family - Level 2	2023	-	1	3	13	1	2	4	-	1	1	-	3	29	142%	29
	2022	1	-	3	-	1	4	-	-	1	1	-	1	12	▲	12
Felonies and Related Matters	2023	99	107	119	88	92	78	131	97	69	78	101	102	1,161	-1%	1,161
	2022	88	124	105	151	147	94	91	79	65	67	73	92	1,176	▼	1,176
General Civil - Level 1	2023	-	1	-	-	-	-	-	1	-	-	-	1	3	-25%	3
	2022	1	-	-	-	-	1	-	-	-	-	2	-	4	▼	4
General Civil - Level 2	2023	3	4	1	2	8	7	2	6	8	3	6	9	59	5%	59
	2022	5	5	3	2	5	6	7	5	5	1	7	5	56	▲	56
General Civil - Level 3	2023	2	3	1	4	1	-	-	2	-	1	2	8	24	-35%	24
	2022	2	6	7	6	3	1	2	1	2	2	-	5	37	▼	37
Miscellaneous Civil	2023	143	107	140	105	82	88	102	89	98	104	98	69	1,225	14%	1,225
	2022	73	76	118	94	95	99	90	91	88	91	70	88	1,073	▲	1,073
Misdemeanor	2023	33	40	39	17	33	15	23	33	20	31	25	29	338	2%	338
	2022	16	46	31	17	60	20	17	35	18	29	13	31	333	▲	333
Other	2023	33	32	106	31	49	44	46	41	43	61	56	134	676	29%	676
	2022	44	46	37	48	39	47	45	47	39	40	37	56	525	▲	525
Other Criminally Related Matters	2023	10	12	5	3	14	18	1	15	3	7	7	3	98	38%	98
	2022	2	2	6	18	1	5	4	5	1	1	21	5	71	▲	71
Probates/Wills & Trusts - Level 1	2023	-	-	-	-	-	-	-	-	-	-	-	-	0	-100%	0
	2022	-	-	-	-	-	-	1	-	-	-	2	-	3	▼	3
Probates/Wills & Trusts - Level 2	2023	5	2	2	2	3	1	1	2	1	2	1	1	23	28%	23
	2022	2	4	2	-	2	2	-	1	2	1	1	1	18	▲	18
Uncontested Divorce	2023	8	10	8	16	10	6	12	17	8	6	4	5	110	-6%	110
	2022	11	16	8	8	5	9	4	21	10	9	5	11	117	▼	117

This report reflects data in the case management system. Numbers will update accordingly as reports are refreshed and posted.

PLN-CCMS-10.01 CASELOAD STATISTICS OF THE CIRCUIT COURTS

Winchester

January 2022 -- December 2023 Filings


Alexandria and Fairfax Circuit are not Included in State Totals

Dashboard

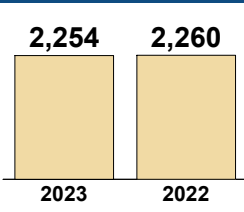
Court: Winchester Circuit
Start/End Date: Jan-22 / Dec-23
2022 Average Month: 188
Jan-Dec 2022: 2,260
Filings Trending: ↔

Circuit/Court ID: 26 226840
Type of Case: Filings
2023 Average Month: 188
Jan-Dec 2023 : 2,254
Overall AVG. Month: 188

Monthly Filings Summary



Jan --- Dec Filings



Filings by Division

Divisions		Jan	Feb	Mar	Apr	May	Jun	Jul	Aug	Sep	Oct	Nov	Dec	Thru Dec	% Change	Total
Total	2023	228	156	192	161	203	180	152	222	222	166	227	145	2,254	0%	2,254
	2022	138	182	217	149	195	219	214	186	228	177	143	212	2,260	▼	2,260
Civil	2023	38	24	17	18	21	27	16	34	30	21	20	19	285	5%	285
	2022	17	25	24	20	29	20	22	16	19	22	32	26	272	▲	272
Criminal	2023	123	80	116	90	119	94	95	130	147	95	148	81	1,318	-6%	1,318
	2022	80	111	128	79	102	154	145	121	157	104	70	144	1,395	▼	1,395
Concealed Handgun Permits	2023	42	23	25	27	18	18	13	18	17	22	22	12	257	5%	257
	2022	15	20	34	15	21	18	22	22	20	20	18	19	244	▲	244
Miscellaneous/Other	2023	24	29	32	26	44	40	26	38	28	27	36	32	382	14%	382
	2022	25	25	30	35	40	25	24	27	32	29	21	22	335	▲	335
Others	2023	1	-	2	-	1	1	2	2	-	1	1	1	12	-14%	12
	2022	1	1	1	-	3	2	1	-	-	2	2	1	14	▼	14

Filings by Case Category

Case Categories		Jan	Feb	Mar	Apr	May	Jun	Jul	Aug	Sep	Oct	Nov	Dec	Thru Dec	% Change	Total
Capital Murder	2023	-	-	-	-	-	-	-	-	-	-	-	-	0	-100%	0
	2022	-	-	-	-	-	-	-	-	-	2	1	-	3	▼	3
Contested Divorce	2023	3	1	3	4	3	2	1	3	2	2	4	2	30	0%	30
	2022	-	2	5	4	6	3	1	4	-	2	2	1	30	↔	30
Domestic and Family - Level 1	2023	17	9	3	-	3	9	-	5	12	8	1	1	68	84%	68
	2022	5	7	1	2	-	1	10	-	3	2	4	2	37	▲	37
Domestic and Family - Level 2	2023	4	4	1	4	1	2	1	5	1	2	1	-	26	4%	26
	2022	4	4	1	-	3	1	2	1	-	2	5	2	25	▲	25
Felonies and Related Matters	2023	93	61	93	64	98	80	77	103	115	78	114	73	1,049	0%	1,049
	2022	65	81	95	66	73	94	123	97	114	74	57	114	1,053	▼	1,053
General Civil - Level 1	2023	2	-	3	-	1	-	-	1	1	1	2	-	11	-21%	11
	2022	4	-	1	-	1	1	-	-	2	1	3	2	14	▼	14
General Civil - Level 2	2023	2	7	2	3	4	6	3	6	4	1	2	8	48	17%	48
	2022	2	4	3	2	3	4	5	3	5	3	5	2	41	▲	41
General Civil - Level 3	2023	3	-	1	2	1	1	-	1	3	-	2	4	18	-14%	18
	2022	-	1	3	2	4	4	1	1	2	1	2	-	21	▼	21
Miscellaneous Civil	2023	52	33	35	40	30	33	24	32	28	30	35	23	395	3%	395
	2022	24	29	46	33	39	26	35	28	33	29	29	31	382	▲	382
Misdemeanor	2023	27	13	21	22	18	14	14	20	29	17	29	5	229	-23%	229
	2022	11	29	30	10	25	46	20	21	35	26	14	32	299	▼	299
Other	2023	14	17	24	13	33	27	17	26	18	20	25	20	254	20%	254
	2022	15	19	19	16	24	17	11	21	20	24	12	14	212	▲	212
Other Criminally Related Matters	2023	3	6	2	4	3	-	4	7	3	1	5	3	41	-20%	41
	2022	4	1	3	3	4	15	2	3	8	2	3	3	51	▼	51
Probates/Wills & Trusts - Level 2	2023	4	5	2	2	-	-	3	1	1	3	1	2	24	14%	24
	2022	-	1	3	2	2	2	1	2	1	2	2	3	21	▲	21
Protective Orders	2023	-	-	-	-	-	1	-	-	-	-	2	-	3	50%	3
	2022	1	-	-	-	-	1	-	-	-	-	-	-	2	▲	2
Uncontested Divorce	2023	4	-	2	3	8	5	8	12	5	3	4	4	58	-16%	58
	2022	3	4	8	8	12	4	3	5	5	7	4	6	69	▼	69

This report reflects data in the case management system. Numbers will update accordingly as reports are refreshed and posted.

PLN-CCMS-10.01 CASELOAD STATISTICS OF THE CIRCUIT COURTS

Bland

January 2022 -- December 2023 Filings

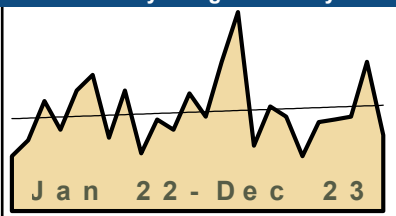
Alexandria and Fairfax Circuit are not Included in State Totals

Dashboard

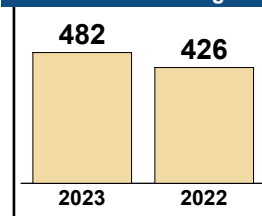
Court: Bland Circuit
Start/End Date: Jan-22 / Dec-23
2022 Average Month: 36
Jan-Dec 2022: 426
Filings Trending: ▲

Circuit/Court ID: 27 227021
Type of Case: Filings
2023 Average Month: 40
Jan-Dec 2023 : 482
Overall AVG. Month: 38

Monthly Filings Summary



Jan --- Dec Filings



Filings by Division

Divisions		Jan	Feb	Mar	Apr	May	Jun	Jul	Aug	Sep	Oct	Nov	Dec	Thru Dec	% Change	Total
Total	2023	36	57	76	25	40	36	21	34	35	36	57	29	482	13%	482
	2022	21	27	42	31	46	52	28	46	22	35	31	45	426	▲	426
Civil	2023	4	2	5	1	-	6	4	3	5	4	8	2	44	7%	44
	2022	4	2	4	8	6	7	-	2	2	4	1	1	41	▲	41
Criminal	2023	8	10	18	-	6	4	5	14	9	8	19	13	114	37%	114
	2022	5	4	12	5	4	8	6	11	9	5	4	10	83	▲	83
Concealed Handgun Permits	2023	22	36	47	23	27	20	9	16	19	23	24	14	280	9%	280
	2022	10	18	25	14	29	33	18	30	9	22	20	30	258	▲	258
Miscellaneous/ Other	2023	2	9	6	1	7	6	3	1	2	1	6	-	44	2%	44
	2022	2	3	1	3	7	4	4	3	2	4	6	4	43	▲	43
Others	2023	-	-	-	-	-	-	-	-	-	-	-	-	0	-100%	0
	2022	-	-	-	1	-	-	-	-	-	-	-	-	1	▼	1

Filings by Case Category

Case Categories		Jan	Feb	Mar	Apr	May	Jun	Jul	Aug	Sep	Oct	Nov	Dec	Thru Dec	% Change	Total
Capital Murder	2023	-	-	-	-	-	-	-	-	-	-	1	-	1	1	1
	2022	-	-	-	-	-	-	-	-	-	-	-	-	0	↔	0
Contested Divorce	2023	-	-	-	-	-	3	2	-	1	-	-	-	6	-25%	6
	2022	-	-	-	-	2	1	-	1	2	1	1	-	8	▼	8
Domestic and Family - Level 1	2023	-	-	4	-	-	-	2	-	-	-	-	-	6	50%	6
	2022	-	-	1	2	-	1	-	-	-	-	-	-	4	▲	4
Domestic and Family - Level 2	2023	2	-	-	-	-	1	-	1	-	2	-	-	6	100%	6
	2022	-	1	-	-	1	-	-	1	-	-	-	-	3	▲	3
Felonies and Related Matters	2023	8	5	18	-	5	4	5	12	7	6	14	11	95	58%	95
	2022	5	4	12	5	2	5	2	7	6	4	-	8	60	▲	60
General Civil - Level 1	2023	-	-	-	-	-	-	-	-	-	-	-	-	0	-100%	0
	2022	1	-	-	-	-	1	-	-	-	-	-	-	2	▼	2
General Civil - Level 2	2023	-	5	1	-	1	2	-	1	-	1	1	1	13	63%	13
	2022	1	1	-	3	-	1	-	-	-	1	-	1	8	▲	8
General Civil - Level 3	2023	2	-	-	-	-	-	-	1	-	1	1	-	5	25%	5
	2022	-	-	-	1	1	1	-	1	-	-	-	-	4	▲	4
Miscellaneous Civil	2023	24	41	52	24	33	25	11	17	21	24	30	14	316	8%	316
	2022	12	20	26	16	34	36	22	32	11	25	26	33	293	▲	293
Misdemeanor	2023	-	5	-	-	-	-	-	1	2	1	4	1	14	-30%	14
	2022	-	-	-	-	2	2	4	4	3	1	2	2	20	▼	20
Other	2023	-	-	-	-	-	-	-	-	-	-	-	-	0	-100%	0
	2022	1	-	-	1	1	-	-	-	-	1	-	-	4	▼	4
Other Criminally Related Matters	2023	-	-	-	-	1	-	-	1	-	1	-	1	4	33%	4
	2022	-	-	-	-	-	1	-	-	-	-	-	2	3	▲	3
Probates/Wills & Trusts - Level 2	2023	-	-	-	1	-	-	1	-	-	-	1	-	3	50%	3
	2022	-	1	-	-	1	-	-	-	-	-	-	-	2	▲	2
Uncontested Divorce	2023	-	1	1	-	-	1	-	-	4	-	5	1	13	-13%	13
	2022	1	-	3	3	2	3	-	-	-	2	-	1	15	▼	15

This report reflects data in the case management system. Numbers will update accordingly as reports are refreshed and posted.

PLN-CCMS-10.01 CASELOAD STATISTICS OF THE CIRCUIT COURTS

Carroll

January 2022 -- December 2023 Filings

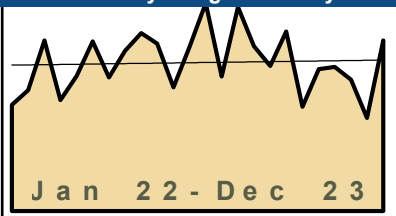
Alexandria and Fairfax Circuit are not Included in State Totals

Dashboard

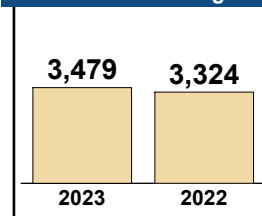
Court: Carroll Circuit
Start/End Date: Jan-22 / Dec-23
2022 Average Month: 277
Jan-Dec 2022: 3,324
Filings Trending: ▲

Circuit/Court ID: 27 227035
Type of Case: Filings
2023 Average Month: 290
Jan-Dec 2023 : 3,479
Overall AVG. Month: 283

Monthly Filings Summary



Jan --- Dec Filings



Filings by Division

Divisions		Jan	Feb	Mar	Apr	May	Jun	Jul	Aug	Sep	Oct	Nov	Dec	Thru Dec	% Change	Total
Total	2023	397	257	390	315	277	343	199	271	275	251	178	326	3,479	5%	3,479
	2022	203	231	326	212	258	324	255	306	340	320	236	313	3,324	▲	3,324
Civil	2023	32	18	30	37	28	26	28	17	21	33	19	18	307	16%	307
	2022	10	23	30	32	20	37	22	25	19	18	14	14	264	▲	264
Criminal	2023	165	91	125	122	108	170	53	113	164	88	46	161	1,406	-6%	1,406
	2022	81	84	151	68	111	177	109	132	193	141	80	175	1,502	▼	1,502
Concealed Handgun Permits	2023	150	103	180	121	103	97	81	91	53	87	77	85	1,228	19%	1,228
	2022	60	82	86	81	75	71	83	82	80	113	115	103	1,031	▲	1,031
Miscellaneous/ Other	2023	50	45	55	35	38	48	37	50	37	43	36	61	535	2%	535
	2022	52	40	59	30	52	39	41	67	48	47	27	21	523	▲	523
Others	2023	-	-	-	-	-	2	-	-	-	-	-	1	3	-25%	3
	2022	-	2	-	1	-	-	-	-	-	-	1	-	4	▼	4

Filings by Case Category

Case Categories		Jan	Feb	Mar	Apr	May	Jun	Jul	Aug	Sep	Oct	Nov	Dec	Thru Dec	% Change	Total
Administrative Law	2023	-	-	-	-	-	-	-	-	1	-	-	-	1	-67%	1
	2022	-	-	-	1	-	-	-	2	-	-	-	-	3	▼	3
Capital Murder	2023	-	-	1	-	-	-	-	-	-	-	-	-	1	0%	1
	2022	-	-	-	-	1	-	-	-	-	-	-	-	1	↔	1
Contested Divorce	2023	4	1	6	3	2	5	3	1	3	4	1	4	37	-5%	37
	2022	3	4	3	3	5	2	7	3	4	3	1	1	39	▼	39
Domestic and Family - Level 1	2023	12	4	7	2	1	1	1	2	3	8	6	4	51	2%	51
	2022	-	4	7	8	8	15	1	2	-	2	2	1	50	▲	50
Domestic and Family - Level 2	2023	2	-	-	8	1	7	-	1	-	6	1	2	28	-15%	28
	2022	3	4	2	8	-	2	3	2	2	2	1	4	33	▼	33
Felonies and Related Matters	2023	142	74	108	87	79	137	28	98	149	70	36	140	1,148	-6%	1,148
	2022	72	75	121	63	81	138	84	100	177	102	54	155	1,222	▼	1,222
General Civil - Level 1	2023	1	-	-	-	1	-	2	1	-	1	1	-	7	75%	7
	2022	-	-	-	-	-	-	-	1	-	-	3	-	4	▲	4
General Civil - Level 2	2023	2	3	4	6	10	2	8	6	1	6	2	2	52	79%	52
	2022	1	1	4	2	1	6	3	4	3	-	2	2	29	▲	29
General Civil - Level 3	2023	2	-	1	4	3	3	2	1	2	1	1	2	22	10%	22
	2022	1	2	-	4	2	3	2	1	2	1	1	1	20	▲	20
Miscellaneous Civil	2023	171	113	205	137	109	115	95	104	66	101	93	94	1,403	16%	1,403
	2022	74	92	107	88	89	87	104	108	99	125	125	113	1,211	▲	1,211
Misdemeanor	2023	10	12	13	11	16	16	7	12	3	14	6	4	124	-28%	124
	2022	3	6	21	1	19	20	16	23	8	35	18	2	172	▼	172
Other	2023	28	34	28	20	33	31	22	35	24	30	21	53	359	4%	359
	2022	38	32	38	22	37	22	20	41	28	37	18	12	345	▲	345
Other Criminally Related Matters	2023	13	6	6	24	13	18	18	3	12	4	5	17	139	29%	139
	2022	6	3	9	4	10	19	9	9	8	5	8	18	108	▲	108
Probates/Wills & Trusts - Level 1	2023	1	2	-	-	-	-	-	-	1	-	-	-	4	-20%	4
	2022	1	1	1	1	-	-	-	1	-	-	-	-	5	▼	5
Probates/Wills & Trusts - Level 2	2023	1	2	3	-	2	2	3	1	4	1	1	-	20	25%	20
	2022	-	-	2	1	2	2	2	2	2	1	1	2	16	▲	16
Uncontested Divorce	2023	8	6	8	13	7	6	10	6	6	5	4	4	83	26%	83
	2022	1	7	11	6	3	8	4	7	7	7	3	2	66	▲	66

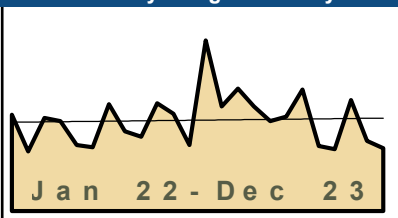
This report reflects data in the case management system. Numbers will update accordingly as reports are refreshed and posted.

Dashboard

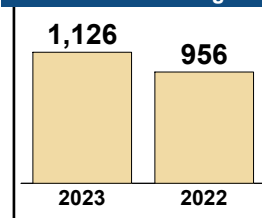
Court: Floyd Circuit
Start/End Date: Jan-22 / Dec-23
2022 Average Month: 80
Jan-Dec 2022: 956
Filings Trending: ▲

Circuit/Court ID: 27 227063
Type of Case: Filings
2023 Average Month:94
Jan-Dec 2023 : 1,126
Overall AVG. Month: 87

Monthly Filings Summary



Jan --- Dec Filings



Filings by Division

Divisions		Jan	Feb	Mar	Apr	May	Jun	Jul	Aug	Sep	Oct	Nov	Dec	Thru Dec	% Change	Total
Total	2023	163	100	117	100	86	90	116	62	59	106	67	60	1,126	18%	1,126
	2022	92	57	89	86	63	61	102	76	71	103	93	63	956	▲	956
Civil	2023	11	11	10	17	11	15	13	12	4	5	12	10	131	36%	131
	2022	4	8	7	6	4	8	12	14	10	7	11	5	96	▲	96
Criminal	2023	85	22	33	43	29	28	66	10	26	54	22	14	432	14%	432
	2022	49	17	40	46	25	20	59	18	17	40	28	21	380	▲	380
Concealed Handgun Permits	2023	56	50	61	27	39	40	27	33	21	36	24	27	441	15%	441
	2022	29	28	38	26	23	25	24	34	36	51	42	27	383	▲	383
Miscellaneous/ Other	2023	11	17	13	13	7	7	10	7	8	11	9	9	122	26%	122
	2022	10	4	4	8	11	8	7	10	8	5	12	10	97	▲	97


Filings by Case Category

Case Categories		Jan	Feb	Mar	Apr	May	Jun	Jul	Aug	Sep	Oct	Nov	Dec	Thru Dec	% Change	Total
Contested Divorce	2023	1	2	2	1	2	1	3	1	2	-	3	3	21	50%	21
	2022	-	2	-	-	3	3	1	2	-	2	1	-	14	▲	14
Domestic and Family - Level 1	2023	-	2	6	9	2	5	-	4	-	1	6	3	38	192%	38
	2022	-	-	-	-	-	2	1	3	4	-	3	-	13	▲	13
Domestic and Family - Level 2	2023	-	-	1	2	3	-	2	-	-	-	-	-	8	-50%	8
	2022	-	1	2	1	-	-	6	1	1	2	-	2	16	▼	16
Felonies and Related Matters	2023	61	13	26	33	11	16	53	6	18	31	11	9	288	21%	288
	2022	29	12	28	26	14	7	51	7	6	29	13	16	238	▲	238
General Civil - Level 2	2023	2	4	2	1	2	2	4	2	-	1	1	1	22	22%	22
	2022	-	2	3	-	1	-	3	5	-	-	3	1	18	▲	18
General Civil - Level 3	2023	2	-	-	4	1	7	1	-	-	-	1	1	17	113%	17
	2022	-	-	-	-	-	1	-	-	4	-	1	2	8	▲	8
Miscellaneous Civil	2023	67	64	72	37	44	46	36	40	29	47	29	35	546	15%	546
	2022	39	32	42	34	34	32	29	43	43	56	53	37	474	▲	474
Misdemeanor	2023	23	7	5	10	18	12	13	4	5	22	10	4	133	-5%	133
	2022	20	5	12	19	11	13	8	10	11	11	15	5	140	▼	140
Other	2023	-	-	-	1	-	-	-	1	-	-	-	-	2	100%	2
	2022	-	-	-	-	-	-	-	-	-	-	1	-	1	▲	1
Other Criminally Related Matters	2023	1	2	2	-	-	-	-	-	3	1	1	1	11	450%	11
	2022	-	-	-	1	-	-	-	1	-	-	-	-	2	▲	2
Probates/Wills & Trusts - Level 1	2023	-	1	-	-	-	-	-	-	-	-	-	-	1	1	1
	2022	-	-	-	-	-	-	-	-	-	-	-	-	0	↔	0
Probates/Wills & Trusts - Level 2	2023	2	-	-	1	-	-	1	1	-	1	2	2	10	150%	10
	2022	1	1	-	-	-	-	-	-	1	-	1	-	4	▲	4
Protective Orders	2023	1	1	-	-	-	-	-	-	-	-	-	-	2	-75%	2
	2022	1	1	-	3	-	1	-	1	-	1	-	-	8	▼	8
Uncontested Divorce	2023	3	4	1	1	3	1	3	3	2	2	3	1	27	35%	27
	2022	2	1	2	2	-	2	3	3	1	2	2	-	20	▲	20

PLN-CCMS-10.01 CASELOAD STATISTICS OF THE CIRCUIT COURTS

January 2022 -- December 2023 Filings

Alexandria and Fairfax Circuit are not Included in State Totals

Dashboard	Monthly Filings Summary	Jan --- Dec Filings				
<p>Court: Giles Circuit Start/End Date: Jan-22 / Dec-23 2022 Average Month: 144 Jan-Dec 2022: 1,727 Filings Trending: ▲</p>	<p>Circuit/Court ID: 27 227071 Type of Case: Filings 2023 Average Month: 151 Jan-Dec 2023 : 1,806 Overall AVG. Month: 147</p>  <p style="text-align: center;">Jan 22 - Dec 23</p>	<table border="1" style="width:100%; text-align: center;"> <tr> <td style="width:50%;">1,806</td> <td style="width:50%;">1,727</td> </tr> <tr> <td>2023</td> <td>2022</td> </tr> </table>	1,806	1,727	2023	2022
1,806	1,727					
2023	2022					

Filings by Division																
Divisions		Jan	Feb	Mar	Apr	May	Jun	Jul	Aug	Sep	Oct	Nov	Dec	Thru Dec	% Change	Total
Total	2023	192	108	155	175	114	129	171	143	131	174	167	147	1,806	5%	1,806
	2022	126	121	164	181	138	154	154	159	125	162	126	117	1,727	▲	1,727
Civil	2023	6	12	16	15	25	13	18	22	31	21	12	8	199	0%	199
	2022	23	18	15	22	24	16	16	19	9	18	15	4	199	↔	199
Criminal	2023	89	9	33	78	29	51	71	45	44	76	98	19	642	-18%	642
	2022	72	63	96	101	53	70	56	72	49	70	38	44	784	▼	784
Concealed Handgun Permits	2023	75	51	75	60	36	36	48	39	30	39	35	31	555	12%	555
	2022	24	33	44	26	37	41	50	46	46	50	50	49	496	▲	496
Miscellaneous/Other	2023	22	35	30	22	24	28	34	36	26	36	22	89	404	63%	404
	2022	7	7	9	32	24	27	32	22	21	24	23	20	248	▲	248
Others	2023	-	1	1	-	-	1	-	1	-	2	-	-	6	6	6
	2022	-	-	-	-	-	-	-	-	-	-	-	-	0	↔	0

Filings by Case Category																
Case Categories		Jan	Feb	Mar	Apr	May	Jun	Jul	Aug	Sep	Oct	Nov	Dec	Thru Dec	% Change	Total
Administrative Law	2023	-	-	-	-	-	-	-	1	-	-	-	-	1	1	1
	2022	-	-	-	-	-	-	-	-	-	-	-	-	0	↔	0
Contested Divorce	2023	2	4	2	3	4	-	-	-	1	1	1	1	19	19%	19
	2022	3	6	-	1	1	1	1	1	1	1	-	-	16	▲	16
Domestic and Family - Level 1	2023	1	-	4	1	14	6	12	12	26	7	5	1	89	37%	89
	2022	7	1	-	7	16	8	4	9	2	5	6	-	65	▲	65
Domestic and Family - Level 2	2023	-	-	1	-	-	2	1	2	1	1	-	1	9	-25%	9
	2022	1	1	1	-	1	-	1	1	1	4	-	1	12	▼	12
Felonies and Related Matters	2023	49	5	16	53	18	34	49	26	23	51	72	9	405	-20%	405
	2022	45	29	61	85	34	32	34	38	35	61	28	27	509	▼	509
General Civil - Level 1	2023	-	-	-	-	-	-	-	-	-	1	1	2	4	4	4
	2022	-	-	-	-	-	-	-	-	-	-	-	-	0	↔	0
General Civil - Level 2	2023	-	4	2	4	1	-	1	1	2	2	1	-	18	-10%	18
	2022	1	3	-	1	1	2	5	2	2	-	1	2	20	▼	20
General Civil - Level 3	2023	1	2	1	1	2	2	1	2	1	2	-	2	17	-35%	17
	2022	6	1	1	5	2	-	6	2	-	3	-	-	26	▼	26
Miscellaneous Civil	2023	78	64	86	66	40	40	59	50	40	51	40	38	652	11%	652
	2022	30	41	56	31	49	47	60	56	51	59	58	52	590	▲	590
Misdemeanor	2023	38	3	17	22	10	17	21	16	19	25	22	8	218	-16%	218
	2022	25	32	34	14	17	38	22	33	12	9	7	16	259	▼	259
Other	2023	19	20	20	16	19	23	21	25	14	27	16	82	302	101%	302
	2022	-	-	-	25	11	21	19	13	16	14	15	16	150	▲	150
Other Criminally Related Matters	2023	2	1	-	3	1	-	1	3	2	1	4	2	20	25%	20
	2022	2	2	1	2	2	-	-	1	2	-	3	1	16	▲	16
Probates/Wills & Trusts - Level 2	2023	2	1	2	1	-	1	1	2	-	4	2	-	16	33%	16
	2022	-	1	3	2	2	1	1	-	-	2	-	-	12	▲	12
Protective Orders	2023	-	-	-	-	1	-	-	-	-	-	-	-	1	-75%	1
	2022	-	-	-	-	-	-	-	-	-	-	-	-	4	▼	4
Uncontested Divorce	2023	-	4	4	5	4	4	4	3	1	1	2	3	35	-27%	35
	2022	6	4	7	8	2	4	1	3	3	4	4	2	48	▼	48

This report reflects data in the case management system. Numbers will update accordingly as reports are refreshed and posted.

PLN-CCMS-10.01 CASELOAD STATISTICS OF THE CIRCUIT COURTS

Grayson

January 2022 -- December 2023 Filings


Alexandria and Fairfax Circuit are not Included in State Totals

Dashboard

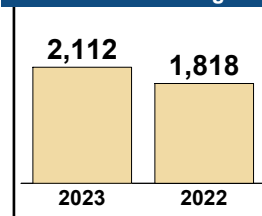
Court: Grayson Circuit
Start/End Date: Jan-22 / Dec-23
2022 Average Month: 152
Jan-Dec 2022: 1,818
Filings Trending: ▲

Circuit/Court ID: 27 227077
Type of Case: Filings
2023 Average Month: 176
Jan-Dec 2023 : 2,112
Overall AVG. Month: 164

Monthly Filings Summary



Jan --- Dec Filings



Filings by Division

Divisions	Jan	Feb	Mar	Apr	May	Jun	Jul	Aug	Sep	Oct	Nov	Dec	Thru Dec	% Change	Total	
Total	2023	250	166	244	180	169	176	194	130	113	228	135	127	2,112	16%	2,112
	2022	159	138	170	177	139	150	205	131	108	194	94	153	1,818	▲	1,818
Civil	2023	12	17	35	24	24	34	19	17	26	31	19	17	275	66%	275
	2022	10	12	23	14	17	14	31	8	10	16	5	6	166	▲	166
Criminal	2023	126	50	75	80	62	71	118	50	33	123	51	52	891	8%	891
	2022	84	49	64	110	56	60	103	60	38	104	34	66	828	▲	828
Concealed Handgun Permits	2023	80	76	95	53	57	49	29	31	38	53	52	33	646	15%	646
	2022	39	63	49	28	44	45	44	50	40	56	45	60	563	▲	563
Miscellaneous/Other	2023	32	23	39	23	26	22	28	32	16	20	13	25	299	15%	299
	2022	26	14	34	25	22	31	27	13	20	18	10	21	261	▲	261
Others	2023	-	-	-	-	-	-	-	-	-	1	-	-	1	1	1
	2022	-	-	-	-	-	-	-	-	-	-	-	-	0	↔	0

Filings by Case Category

Case Categories	Jan	Feb	Mar	Apr	May	Jun	Jul	Aug	Sep	Oct	Nov	Dec	Thru Dec	% Change	Total	
Administrative Law	2023	-	-	-	-	-	-	1	-	-	-	-	1	1	1	1
	2022	-	-	-	-	-	-	-	-	-	-	-	0	↔	0	
Capital Murder	2023	-	-	-	-	-	1	-	-	-	-	-	1	1	1	
	2022	-	-	-	-	-	-	-	-	-	-	-	0	↔	0	
Contested Divorce	2023	1	1	2	1	1	3	2	-	2	2	1	1	17	31%	17
	2022	1	2	1	1	4	2	-	1	-	-	1	-	13	▲	13
Domestic and Family - Level 1	2023	6	2	19	4	4	5	5	1	2	4	6	2	60	11%	60
	2022	2	3	10	1	1	7	21	-	1	5	1	2	54	▲	54
Domestic and Family - Level 2	2023	-	2	1	1	3	2	-	-	9	-	-	-	18	80%	18
	2022	1	-	-	3	2	-	-	-	-	2	1	-	10	▲	10
Felonies and Related Matters	2023	98	38	65	69	40	51	94	31	19	89	35	36	665	4%	665
	2022	68	38	47	93	38	45	97	46	17	83	21	48	641	▲	641
General Civil - Level 1	2023	1	-	-	-	-	-	-	-	-	-	-	-	1	-50%	1
	2022	-	-	-	-	-	-	-	1	1	-	-	-	2	▼	2
General Civil - Level 2	2023	1	1	-	4	1	1	-	4	5	1	4	1	23	-4%	23
	2022	2	4	1	2	3	2	2	1	3	1	1	2	24	▼	24
General Civil - Level 3	2023	2	2	4	4	10	17	2	2	3	15	4	6	71	223%	71
	2022	2	3	3	-	3	-	5	1	1	3	-	1	22	▲	22
Miscellaneous Civil	2023	84	79	102	61	66	59	40	40	43	56	56	39	725	13%	725
	2022	46	68	60	37	54	50	54	55	46	61	47	63	641	▲	641
Misdemeanor	2023	23	10	9	11	19	19	23	21	10	34	12	13	204	19%	204
	2022	14	9	16	17	15	15	6	12	21	19	10	17	171	▲	171
Other	2023	26	19	34	16	18	14	21	24	12	17	11	20	232	25%	232
	2022	19	6	25	19	13	26	16	9	14	14	8	16	185	▲	185
Other Criminally Related Matters	2023	5	3	1	1	3	2	2	-	4	2	4	3	30	76%	30
	2022	2	2	1	-	3	1	-	2	-	2	3	1	17	▲	17
Probates/Wills & Trusts - Level 1	2023	-	-	-	-	-	-	-	-	-	-	-	-	0	-100%	0
	2022	-	-	-	-	1	-	-	-	-	-	-	-	1	▼	1
Probates/Wills & Trusts - Level 2	2023	1	2	5	3	1	1	2	1	-	-	2	1	19	217%	19
	2022	-	-	1	-	1	-	1	1	1	-	1	-	6	▲	6
Protective Orders	2023	-	-	-	-	-	-	-	-	-	-	-	1	1	0%	1
	2022	1	-	-	-	-	-	-	-	-	-	-	-	1	↔	1
Uncontested Divorce	2023	2	7	2	5	3	2	2	5	4	8	-	4	44	47%	44
	2022	1	3	5	4	1	2	2	2	3	4	-	3	30	▲	30

This report reflects data in the case management system. Numbers will update accordingly as reports are refreshed and posted.

PLN-CCMS-10.01 CASELOAD STATISTICS OF THE CIRCUIT COURTS

Montgomery


January 2022 -- December 2023 Filings

Alexandria and Fairfax Circuit are not Included in State Totals

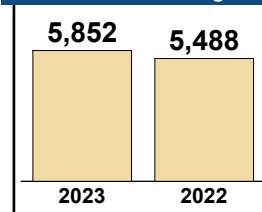
Dashboard

Court: Montgomery Circuit
Circuit/Court ID: 27 227121
Start/End Date: Jan-22 / Dec-23
Type of Case: Filings
2022 Average Month: 457
2023 Average Month: 488
Jan-Dec 2022: 5,488
Jan-Dec 2023 : 5,852
Filings Trending: ▲
Overall AVG. Month: 473

Monthly Filings Summary



Jan --- Dec Filings



Filings by Division

Divisions		Jan	Feb	Mar	Apr	May	Jun	Jul	Aug	Sep	Oct	Nov	Dec	Thru Dec	% Change	Total
Total	2023	514	441	455	555	513	371	519	480	509	525	415	555	5,852	7%	5,852
	2022	483	442	497	545	347	459	418	449	459	496	545	348	5,488	▲	5,488
Civil	2023	45	37	57	38	55	50	32	55	47	60	36	43	555	9%	555
	2022	25	39	46	47	40	39	43	59	40	39	59	35	511	▲	511
Criminal	2023	263	169	207	340	256	167	328	235	323	290	170	188	2,936	15%	2,936
	2022	277	177	214	321	156	201	219	197	146	210	294	144	2,556	▲	2,556
Concealed Handgun Permits	2023	118	130	119	104	110	80	78	93	62	105	111	88	1,198	-14%	1,198
	2022	80	134	144	94	69	121	84	94	174	156	128	107	1,385	▼	1,385
Miscellaneous/ Other	2023	88	105	72	73	91	74	81	96	77	69	98	236	1,160	12%	1,160
	2022	101	92	93	83	82	98	72	99	99	91	64	62	1,036	▲	1,036
Others	2023	-	-	-	-	1	-	-	1	-	1	-	-	3	3	3
	2022	-	-	-	-	-	-	-	-	-	-	-	-	0	↔	0

Filings by Case Category

Case Categories		Jan	Feb	Mar	Apr	May	Jun	Jul	Aug	Sep	Oct	Nov	Dec	Thru Dec	% Change	Total
Administrative Law	2023	1	-	2	-	-	-	-	-	-	-	-	-	3	200%	3
	2022	-	1	-	-	-	-	-	-	-	-	-	-	1	▲	1
Capital Murder	2023	-	-	-	-	-	-	-	-	-	-	-	-	0	-100%	0
	2022	1	-	-	-	3	-	-	-	-	-	-	-	4	▼	4
Contested Divorce	2023	6	3	8	9	7	8	2	9	5	6	6	8	77	-4%	77
	2022	6	3	4	9	4	8	4	10	8	6	9	9	80	▼	80
Domestic and Family - Level 1	2023	1	-	6	3	8	7	2	19	6	7	2	9	70	-20%	70
	2022	1	15	8	6	5	6	11	10	7	6	7	5	87	▼	87
Domestic and Family - Level 2	2023	1	-	4	3	4	1	2	1	3	-	3	2	24	-25%	24
	2022	4	4	3	1	1	3	1	5	1	6	-	3	32	▼	32
Felonies and Related Matters	2023	198	123	139	238	147	105	225	145	200	208	91	109	1,928	23%	1,928
	2022	198	111	129	151	81	114	154	133	88	133	186	88	1,566	▲	1,566
General Civil - Level 1	2023	-	-	1	2	-	3	3	-	1	1	1	-	12	140%	12
	2022	-	1	1	-	2	-	-	-	1	-	-	-	5	▲	5
General Civil - Level 2	2023	4	9	8	3	12	11	7	6	13	16	5	7	101	26%	101
	2022	4	3	6	14	1	5	8	12	11	5	6	5	80	▲	80
General Civil - Level 3	2023	19	8	6	3	4	7	7	7	2	6	5	9	83	-7%	83
	2022	4	4	4	6	12	6	9	9	7	3	20	5	89	▼	89
Miscellaneous Civil	2023	145	157	150	132	140	112	112	125	81	134	148	124	1,560	-10%	1,560
	2022	100	152	173	134	105	154	105	133	210	191	153	132	1,742	▼	1,742
Misdemeanor	2023	56	41	60	92	102	58	89	83	118	67	64	69	899	-2%	899
	2022	77	59	79	164	69	82	61	59	50	72	99	49	920	▼	920
Other	2023	60	79	39	41	57	37	44	61	56	37	57	195	763	22%	763
	2022	78	69	58	39	41	61	45	54	55	54	37	32	623	▲	623
Other Criminally Related Matters	2023	9	5	8	10	7	4	14	7	5	15	15	10	109	60%	109
	2022	2	7	6	6	3	5	4	5	8	5	9	8	68	▲	68
Probates/Wills & Trusts - Level 1	2023	-	-	1	-	-	1	-	-	-	-	-	-	2	-50%	2
	2022	-	-	-	-	-	1	1	-	2	-	-	-	4	▼	4
Probates/Wills & Trusts - Level 2	2023	1	3	4	2	2	1	-	1	1	4	1	-	20	-13%	20
	2022	1	2	4	1	3	-	-	4	2	2	3	1	23	▼	23
Protective Orders	2023	-	-	-	-	-	-	-	-	-	-	-	-	0	-100%	0
	2022	-	1	-	-	-	-	-	-	-	-	-	-	1	▼	1
Uncontested Divorce	2023	13	13	19	17	23	16	12	16	18	24	17	13	201	23%	201
	2022	7	10	22	14	17	14	15	15	9	13	16	11	163	▲	163

This report reflects data in the case management system. Numbers will update accordingly as reports are refreshed and posted.

PLN-CCMS-10.01 CASELOAD STATISTICS OF THE CIRCUIT COURTS

Pulaski

January 2022 -- December 2023 Filings

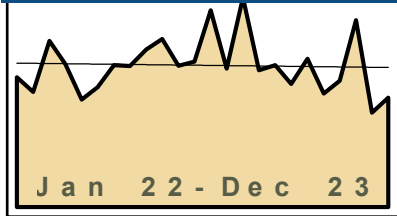
Alexandria and Fairfax Circuit are not Included in State Totals

Dashboard

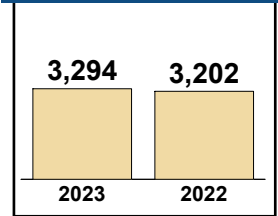
Court: Pulaski Circuit
Start/End Date: Jan-22 / Dec-23
2022 Average Month: 267
Jan-Dec 2022: 3,202
Filings Trending: ▲

Circuit/Court ID: 27 227155
Type of Case: Filings
2023 Average Month: 275
Jan-Dec 2023 : 3,294
Overall AVG. Month: 271

Monthly Filings Summary



Jan --- Dec Filings



Filings by Division

Divisions		Jan	Feb	Mar	Apr	May	Jun	Jul	Aug	Sep	Oct	Nov	Dec	Thru Dec	% Change	Total
Total	2023	376	264	400	261	271	235	283	217	241	357	180	209	3,294	3%	3,294
	2022	248	220	317	273	205	229	271	269	301	321	270	278	3,202	▲	3,202
Civil	2023	21	31	36	24	24	34	17	27	28	52	17	23	334	3%	334
	2022	17	31	24	31	26	17	20	34	39	39	30	16	324	▲	324
Criminal	2023	224	113	242	142	151	115	203	108	133	195	90	111	1,827	-2%	1,827
	2022	165	118	190	175	104	112	165	161	150	185	162	179	1,866	▼	1,866
Concealed Handgun Permits	2023	111	107	109	80	82	65	59	64	67	91	60	70	965	16%	965
	2022	56	58	91	54	64	79	66	58	89	88	68	62	833	▲	833
Miscellaneous/ Other	2023	20	13	13	15	14	21	4	18	13	19	13	5	168	-3%	168
	2022	10	13	11	13	10	20	20	16	23	9	10	19	174	▼	174
Others	2023	-	-	-	-	-	-	-	-	-	-	-	-	0	-100%	0
	2022	-	-	1	-	1	1	-	-	-	-	-	2	5	▼	5

Filings by Case Category

Case Categories		Jan	Feb	Mar	Apr	May	Jun	Jul	Aug	Sep	Oct	Nov	Dec	Thru Dec	% Change	Total
Administrative Law	2023	-	-	-	-	-	-	-	-	1	-	-	-	1	1	1
	2022	-	-	-	-	-	-	-	-	-	-	-	-	-	0	↔
Capital Murder	2023	-	-	-	1	-	-	-	-	-	2	-	-	3	3	3
	2022	-	-	-	-	-	-	-	-	-	-	-	-	-	0	↔
Contested Divorce	2023	5	3	3	3	2	2	2	5	5	3	2	2	37	-8%	37
	2022	2	8	3	4	3	2	2	3	4	4	3	2	40	▼	40
Domestic and Family - Level 1	2023	4	9	5	10	3	5	3	7	4	28	2	9	89	-1%	89
	2022	4	6	5	11	3	2	1	3	16	24	11	4	90	▼	90
Domestic and Family - Level 2	2023	-	1	-	2	-	2	-	-	2	-	-	-	7	-36%	7
	2022	-	1	-	2	-	-	3	-	1	-	2	2	11	▼	11
Felonies and Related Matters	2023	154	62	169	98	96	72	165	64	88	151	53	60	1,232	-5%	1,232
	2022	119	78	109	137	54	72	117	109	88	160	116	140	1,299	▼	1,299
General Civil - Level 1	2023	-	-	-	1	2	-	-	-	-	-	-	1	4	-33%	4
	2022	1	-	1	-	-	-	2	1	1	-	-	-	6	▼	6
General Civil - Level 2	2023	3	4	2	6	5	4	1	3	1	4	5	3	41	-2%	41
	2022	1	8	1	1	2	7	2	7	6	4	2	1	42	▼	42
General Civil - Level 3	2023	2	3	4	1	3	6	3	4	8	3	3	2	42	27%	42
	2022	-	4	5	-	1	1	3	6	3	4	2	4	33	▲	33
Miscellaneous Civil	2023	130	118	125	92	97	88	64	83	77	109	71	75	1,129	14%	1,129
	2022	65	70	101	66	73	98	86	74	108	95	77	80	993	▲	993
Misdemeanor	2023	55	46	61	36	44	39	35	36	41	36	27	45	501	5%	501
	2022	39	34	70	33	38	37	42	45	45	22	38	35	478	▲	478
Other	2023	-	-	2	-	1	1	-	-	-	2	-	-	6	-45%	6
	2022	-	-	1	-	2	1	-	3	2	-	-	2	11	▼	11
Other Criminally Related Matters	2023	15	6	12	7	11	5	3	8	4	6	10	6	93	3%	93
	2022	7	6	11	5	12	3	6	7	17	3	9	4	90	▲	90
Probates/Wills & Trusts - Level 1	2023	-	-	2	-	-	-	-	-	-	1	-	-	3	200%	3
	2022	-	-	1	-	-	-	-	-	-	-	-	-	1	▲	1
Probates/Wills & Trusts - Level 2	2023	-	2	3	1	-	1	1	1	1	1	3	1	15	-6%	15
	2022	3	1	-	4	2	1	1	1	2	-	1	-	16	▼	16
Protective Orders	2023	4	3	4	-	2	3	-	1	3	3	1	2	26	30%	26
	2022	1	2	4	2	1	2	1	1	2	2	2	-	20	▲	20
Uncontested Divorce	2023	4	7	8	3	5	7	6	5	6	8	3	3	65	-10%	65
	2022	6	2	5	8	14	3	5	9	6	3	7	4	72	▼	72

This report reflects data in the case management system. Numbers will update accordingly as reports are refreshed and posted.

PLN-CCMS-10.01 CASELOAD STATISTICS OF THE CIRCUIT COURTS

Wythe

January 2022 -- December 2023 Filings


Alexandria and Fairfax Circuit are not Included in State Totals

Dashboard

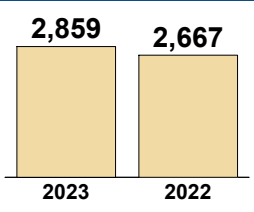
Court: Wythe Circuit
Start/End Date: Jan-22 / Dec-23
2022 Average Month: 222
Jan-Dec 2022: 2,667
Filings Trending: ▲

Circuit/Court ID: 27 227197
Type of Case: Filings
2023 Average Month: 238
Jan-Dec 2023 : 2,859
Overall AVG. Month: 230

Monthly Filings Summary



Jan --- Dec Filings



Filings by Division

Divisions		Jan	Feb	Mar	Apr	May	Jun	Jul	Aug	Sep	Oct	Nov	Dec	Thru Dec	% Change	Total
Total	2023	277	324	273	246	213	230	165	258	157	376	152	188	2,859	7%	2,859
	2022	168	234	289	280	194	239	186	275	212	224	134	232	2,667	▲	2,667
Civil	2023	29	25	20	31	32	38	24	70	16	32	19	24	360	13%	360
	2022	20	34	27	28	21	36	19	47	26	19	16	26	319	▲	319
Criminal	2023	125	120	96	86	88	99	55	104	53	250	65	75	1,216	-9%	1,216
	2022	92	113	149	185	99	119	92	146	103	107	41	94	1,340	▼	1,340
Concealed Handgun Permits	2023	108	151	140	113	78	73	64	66	70	75	54	70	1,062	35%	1,062
	2022	39	68	92	51	57	58	63	61	70	76	62	90	787	▲	787
Miscellaneous/ Other	2023	15	28	17	16	15	20	22	18	18	19	14	19	221	1%	221
	2022	17	19	21	15	17	26	12	21	13	22	14	22	219	▲	219
Others	2023	-	-	-	-	-	-	-	-	-	-	-	-	0	-100%	0
	2022	-	-	-	1	-	-	-	-	-	-	1	-	2	▼	2

Filings by Case Category

Case Categories		Jan	Feb	Mar	Apr	May	Jun	Jul	Aug	Sep	Oct	Nov	Dec	Thru Dec	% Change	Total
Administrative Law	2023	-	-	-	-	-	1	-	-	-	-	-	-	1	1	1
	2022	-	-	-	-	-	-	-	-	-	-	-	-	0	↔	0
Contested Divorce	2023	3	5	3	3	6	5	2	9	-	5	4	4	49	40%	49
	2022	3	-	3	4	4	4	3	2	4	2	4	2	35	▲	35
Domestic and Family - Level 1	2023	11	4	5	6	2	3	-	38	2	7	3	8	89	10%	89
	2022	2	12	2	8	9	4	4	26	3	4	-	7	81	▲	81
Domestic and Family - Level 2	2023	-	-	1	1	1	-	1	1	-	-	3	-	8	-38%	8
	2022	-	3	1	2	-	1	-	2	-	1	3	-	13	▼	13
Felonies and Related Matters	2023	99	93	72	60	67	72	33	77	37	213	46	53	922	-10%	922
	2022	76	89	114	162	76	93	62	99	79	88	30	60	1,028	▼	1,028
General Civil - Level 1	2023	1	-	-	-	-	1	-	-	-	-	-	-	2	-60%	2
	2022	-	-	1	-	1	2	-	-	-	-	-	1	5	▼	5
General Civil - Level 2	2023	2	2	-	4	3	7	4	8	3	6	4	7	50	39%	50
	2022	1	3	3	2	2	9	2	4	3	4	1	2	36	▲	36
General Civil - Level 3	2023	6	8	2	4	8	7	5	6	4	6	6	6	68	33%	68
	2022	6	8	3	-	4	7	4	6	3	-	2	8	51	▲	51
Miscellaneous Civil	2023	124	181	160	130	97	95	84	79	88	95	64	83	1,280	27%	1,280
	2022	55	89	116	70	71	85	75	80	82	96	74	111	1,004	▲	1,004
Misdemeanor	2023	25	24	17	28	19	21	19	21	15	36	19	21	265	-4%	265
	2022	13	21	35	17	19	22	27	39	23	18	12	29	275	▼	275
Other	2023	-	2	-	-	-	-	-	1	1	-	1	-	5	0%	5
	2022	-	-	-	1	-	-	1	1	-	1	1	-	5	↔	5
Other Criminally Related Matters	2023	1	3	8	4	2	6	4	6	1	2	-	1	38	-7%	38
	2022	3	3	-	6	4	4	3	8	4	1	-	5	41	▼	41
Probates/Wills & Trusts - Level 1	2023	1	-	-	-	-	-	-	-	-	-	-	1	2	100%	2
	2022	-	-	-	-	-	-	-	-	1	-	-	-	1	▲	1
Probates/Wills & Trusts - Level 2	2023	-	2	3	2	2	2	2	1	2	1	1	1	19	27%	19
	2022	1	1	1	1	-	1	-	3	2	3	1	1	15	▲	15
Uncontested Divorce	2023	4	-	2	4	6	10	11	11	4	5	1	3	61	-21%	61
	2022	8	5	10	7	4	7	5	5	8	6	6	6	77	▼	77


This report reflects data in the case management system. Numbers will update accordingly as reports are refreshed and posted.

Dashboard

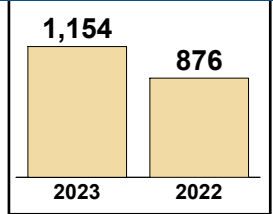
Court: Radford Circuit
Start/End Date: Jan-22 / Dec-23
2022 Average Month: 73
Jan-Dec 2022: 876
Filings Trending: ▲

Circuit/Court ID: 27 227750
Type of Case: Filings
2023 Average Month: 96
Jan-Dec 2023 : 1,154
Overall AVG. Month: 85

Monthly Filings Summary



Jan --- Dec Filings



Filings by Division

Divisions		Jan	Feb	Mar	Apr	May	Jun	Jul	Aug	Sep	Oct	Nov	Dec	Thru Dec	% Change	Total
Total	2023	71	74	217	50	74	160	53	84	164	56	52	99	1,154	32%	1,154
	2022	29	68	127	57	39	119	52	41	114	60	49	121	876	▲	876
Civil	2023	6	16	46	4	16	19	5	7	4	8	10	2	143	40%	143
	2022	2	12	11	16	12	9	3	11	4	11	2	9	102	▲	102
Criminal	2023	32	30	144	20	20	119	25	34	140	22	17	69	672	29%	672
	2022	12	29	99	18	12	87	26	12	87	26	28	83	519	▲	519
Concealed Handgun Permits	2023	28	17	15	22	29	16	13	27	12	15	19	21	234	54%	234
	2022	9	14	7	13	9	13	16	12	12	16	13	18	152	▲	152
Miscellaneous/ Other	2023	5	11	12	4	9	6	9	15	8	11	6	7	103	0%	103
	2022	6	13	10	10	6	10	7	6	11	7	6	11	103	↔	103
Others	2023	-	-	-	-	-	-	1	1	-	-	-	-	2	2	2
	2022	-	-	-	-	-	-	-	-	-	-	-	-	0	↔	0

Filings by Case Category

Case Categories		Jan	Feb	Mar	Apr	May	Jun	Jul	Aug	Sep	Oct	Nov	Dec	Thru Dec	% Change	Total
Administrative Law	2023	-	-	-	-	-	-	-	-	-	-	-	-	0	-100%	0
	2022	-	-	-	-	-	-	-	1	-	-	-	-	1	▼	1
Contested Divorce	2023	-	1	-	-	1	4	-	-	1	-	-	1	8	33%	8
	2022	1	-	1	-	2	1	-	1	-	-	-	-	6	▲	6
Domestic and Family - Level 1	2023	-	10	1	-	2	4	2	4	1	3	3	-	30	-17%	30
	2022	-	10	5	13	2	1	-	-	1	4	-	-	36	▼	36
Domestic and Family - Level 2	2023	-	2	3	-	-	2	1	-	-	1	-	-	9	-18%	9
	2022	1	-	1	-	6	-	-	1	-	1	1	-	11	▼	11
Felonies and Related Matters	2023	17	16	119	10	14	92	14	19	108	8	12	57	486	37%	486
	2022	9	15	73	6	8	71	9	7	68	13	21	56	356	▲	356
General Civil - Level 1	2023	-	-	-	-	-	1	-	-	-	-	-	-	1	0%	1
	2022	-	-	-	1	-	-	-	-	-	-	-	-	1	↔	1
General Civil - Level 2	2023	3	1	1	1	2	3	1	1	-	2	3	2	20	54%	20
	2022	-	-	1	1	-	3	2	1	1	-	1	3	13	▲	13
General Civil - Level 3	2023	-	-	1	-	6	1	-	1	-	1	2	-	12	100%	12
	2022	-	-	2	-	-	2	-	-	-	1	1	-	6	▲	6
Miscellaneous Civil	2023	33	28	24	26	37	20	22	41	20	25	24	26	326	34%	326
	2022	15	27	16	22	14	21	23	18	21	23	18	26	244	▲	244
Misdemeanor	2023	12	13	65	8	4	24	10	11	31	13	4	12	207	29%	207
	2022	2	12	26	12	4	13	15	5	19	12	7	34	161	▲	161
Other	2023	-	-	-	-	1	1	1	1	-	-	-	-	4	33%	4
	2022	-	-	-	-	1	-	-	-	-	1	-	1	3	▲	3
Other Criminally Related Matters	2023	3	1	-	2	3	4	1	4	2	1	1	-	22	120%	22
	2022	1	2	-	-	-	3	2	-	-	2	-	-	10	▲	10
Probates/Wills & Trusts - Level 1	2023	1	-	-	-	-	-	-	-	-	-	-	-	1	1	1
	2022	-	-	-	-	-	-	-	-	-	-	-	-	0	↔	0
Probates/Wills & Trusts - Level 2	2023	-	-	-	-	-	-	-	-	-	-	-	-	0	-100%	0
	2022	-	-	-	1	2	2	1	3	2	-	-	-	11	▼	11
Protective Orders	2023	-	-	-	-	1	-	-	1	-	-	-	-	2	2	2
	2022	-	-	-	-	-	-	-	-	-	-	-	-	0	↔	0
Uncontested Divorce	2023	2	2	3	3	3	4	1	1	1	2	3	1	26	53%	26
	2022	-	2	2	1	-	2	-	4	2	3	-	1	17	▲	17

PLN-CCMS-10.01 CASELOAD STATISTICS OF THE CIRCUIT COURTS

Smyth

January 2022 -- December 2023 Filings


Alexandria and Fairfax Circuit are not Included in State Totals

Dashboard

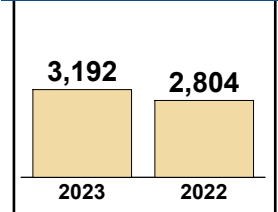
Court: Smyth Circuit
Start/End Date: Jan-22 / Dec-23
2022 Average Month: 234
Jan-Dec 2022: 2,804
Filings Trending: ▲

Circuit/Court ID: 28 228173
Type of Case: Filings
2023 Average Month: 266
Jan-Dec 2023 : 3,192
Overall AVG. Month: 250

Monthly Filings Summary



Jan --- Dec Filings



Filings by Division

Divisions	Jan	Feb	Mar	Apr	May	Jun	Jul	Aug	Sep	Oct	Nov	Dec	Thru Dec	% Change	Total
Total	375	280	341	294	281	274	150	259	225	238	204	271	3,192	14%	3,192
2022	198	266	299	195	190	238	191	209	252	236	225	305	2,804	▲	2,804
Civil	30	14	20	18	29	49	17	39	30	19	33	22	320	-15%	320
2022	21	43	35	38	35	30	33	24	33	24	26	33	375	▼	375
Criminal	147	72	102	70	92	69	28	90	86	85	59	100	1,000	2%	1,000
2022	83	91	128	65	45	114	48	61	109	63	62	111	980	▲	980
Concealed Handgun Permits	135	117	150	135	100	69	53	68	52	74	53	36	1,042	42%	1,042
2022	41	60	66	49	44	51	48	61	53	80	91	92	736	▲	736
Miscellaneous/Other	60	69	52	67	49	78	51	50	47	55	48	103	729	9%	729
2022	53	72	70	39	65	40	58	62	42	54	45	69	669	▲	669
Others	3	8	17	4	11	9	1	12	10	5	11	10	101	130%	101
2022	-	-	-	4	1	3	4	1	15	15	1	-	44	▲	44

Filings by Case Category

Case Categories	Jan	Feb	Mar	Apr	May	Jun	Jul	Aug	Sep	Oct	Nov	Dec	Thru Dec	% Change	Total
Administrative Law	-	-	-	-	-	1	-	-	-	1	-	-	2	0%	2
2022	-	-	-	-	-	-	1	-	-	1	-	-	2	↔	2
Contested Divorce	4	1	4	6	6	2	6	5	3	3	3	1	44	-4%	44
2022	6	5	2	6	2	6	3	4	7	2	1	2	46	▼	46
Domestic and Family - Level 1	8	2	1	-	3	19	-	2	8	-	12	5	60	2%	60
2022	3	9	5	3	14	3	2	2	7	4	-	7	59	▲	59
Domestic and Family - Level 2	4	2	2	2	1	3	1	4	3	4	4	1	31	-59%	31
2022	3	7	7	5	2	11	8	5	6	6	6	9	75	▼	75
Felonies and Related Matters	123	62	77	56	66	49	19	62	60	62	41	85	762	2%	762
2022	58	67	84	57	33	75	35	51	90	50	53	96	749	▲	749
General Civil - Level 1	-	-	1	1	-	1	-	-	-	1	1	1	6	500%	6
2022	-	-	-	1	-	-	-	-	-	-	-	-	1	▲	1
General Civil - Level 2	2	1	3	-	5	4	1	8	3	1	2	2	32	0%	32
2022	1	7	4	4	7	1	2	4	-	2	-	-	32	↔	32
General Civil - Level 3	1	2	4	1	3	10	4	2	6	2	2	4	41	-24%	41
2022	3	2	5	5	7	2	5	3	3	3	11	5	54	▼	54
Miscellaneous Civil	144	137	172	151	117	111	69	87	67	93	68	44	1,260	40%	1,260
2022	56	75	84	57	65	60	65	80	63	96	98	103	902	▲	902
Misdemeanor	21	10	22	13	26	17	9	26	21	22	15	14	216	0%	216
2022	24	23	43	8	11	36	11	10	15	11	8	16	216	↔	216
Other	53	57	43	53	41	43	33	42	41	38	41	101	586	10%	586
2022	36	57	51	33	42	34	45	43	47	51	38	58	535	▲	535
Other Criminally Related Matters	3	-	3	1	-	3	-	2	5	1	3	2	23	35%	23
2022	1	1	1	-	1	3	2	-	4	2	1	1	17	▲	17
Probates/Wills & Trusts - Level 1	-	-	-	-	-	-	-	1	-	-	-	-	1	1	1
2022	-	-	-	-	-	-	-	-	-	-	-	-	0	↔	0
Probates/Wills & Trusts - Level 2	1	-	3	2	2	1	3	1	2	-	1	3	19	-10%	19
2022	1	3	3	1	1	2	1	1	2	-	4	2	21	▼	21
Uncontested Divorce	11	6	6	8	11	10	5	17	6	10	11	8	109	15%	109
2022	6	10	10	15	5	5	11	6	8	8	5	6	95	▲	95

This report reflects data in the case management system. Numbers will update accordingly as reports are refreshed and posted.

PLN-CCMS-10.01 CASELOAD STATISTICS OF THE CIRCUIT COURTS

Washington

January 2022 -- December 2023 Filings

Alexandria and Fairfax Circuit are not Included in State Totals

Dashboard		Monthly Filings Summary		Jan --- Dec Filings					
Court: Washington Circuit Start/End Date: Jan-22 / Dec-23 2022 Average Month: 381 Jan-Dec 2022: 4,570 Filings Trending: ▲	Circuit/Court ID: 28 228191 Type of Case: Filings 2023 Average Month: 439 Jan-Dec 2023 : 5,266 Overall AVG. Month: 410	<p style="font-weight: bold; font-size: 1.2em;">Jan 22 - Dec 23</p>		<table style="margin: auto;"> <tr> <td style="text-align: center; width: 50%;"> 5,266 <div style="width: 100px; height: 100px; background-color: #f4a460; margin: 5px auto;"></div> </td> <td style="text-align: center; width: 50%;"> 4,570 <div style="width: 100px; height: 100px; background-color: #f4a460; margin: 5px auto;"></div> </td> </tr> <tr> <td style="text-align: center;">2023</td> <td style="text-align: center;">2022</td> </tr> </table>		5,266 <div style="width: 100px; height: 100px; background-color: #f4a460; margin: 5px auto;"></div>	4,570 <div style="width: 100px; height: 100px; background-color: #f4a460; margin: 5px auto;"></div>	2023	2022
5,266 <div style="width: 100px; height: 100px; background-color: #f4a460; margin: 5px auto;"></div>	4,570 <div style="width: 100px; height: 100px; background-color: #f4a460; margin: 5px auto;"></div>								
2023	2022								

Filings by Division																
Divisions		Jan	Feb	Mar	Apr	May	Jun	Jul	Aug	Sep	Oct	Nov	Dec	Thru Dec	% Change	Total
Total	2023	584	438	496	430	482	374	335	396	361	454	458	458	5,266	15%	5,266
	2022	372	508	366	434	306	339	418	389	364	371	300	403	4,570	▲	4,570
Civil	2023	39	44	50	42	38	33	29	46	39	35	32	27	454	2%	454
	2022	28	48	32	28	45	40	31	47	37	36	33	39	444	▲	444
Criminal	2023	297	144	167	201	170	171	132	135	151	229	201	142	2,140	18%	2,140
	2022	201	153	93	219	104	134	188	183	138	129	91	187	1,820	▲	1,820
Concealed Handgun Permits	2023	177	194	204	132	204	113	102	142	108	131	154	110	1,771	21%	1,771
	2022	83	144	146	96	95	105	158	109	138	141	124	122	1,461	▲	1,461
Miscellaneous/Other	2023	71	56	75	55	70	57	71	73	62	58	69	175	892	6%	892
	2022	60	163	95	91	62	60	41	50	51	65	52	55	845	▲	845
Others	2023	-	-	-	-	-	-	1	-	1	1	2	4	9	9	9
	2022	-	-	-	-	-	-	-	-	-	-	-	-	0	↔	0

Filings by Case Category																
Case Categories		Jan	Feb	Mar	Apr	May	Jun	Jul	Aug	Sep	Oct	Nov	Dec	Thru Dec	% Change	Total
Administrative Law	2023	-	-	-	-	-	-	-	1	-	-	-	-	1	-67%	1
	2022	-	-	-	-	1	-	-	-	1	-	1	-	3	▼	3
Capital Murder	2023	-	-	-	-	-	-	-	-	-	-	-	-	0	-100%	0
	2022	-	-	-	-	-	-	1	-	-	-	-	-	1	▼	1
Contested Divorce	2023	4	5	5	4	8	1	2	2	5	2	3	6	47	-22%	47
	2022	6	5	4	6	1	4	3	8	5	8	4	6	60	▼	60
Domestic and Family - Level 1	2023	-	1	10	4	1	2	7	5	-	2	2	4	38	-31%	38
	2022	1	14	2	-	10	-	4	9	5	-	-	10	55	▼	55
Domestic and Family - Level 2	2023	4	3	5	5	1	2	3	1	2	-	2	2	30	-30%	30
	2022	4	3	3	4	1	5	4	4	5	3	4	3	43	▼	43
Felonies and Related Matters	2023	281	106	126	165	127	129	105	75	104	214	147	104	1,683	18%	1,683
	2022	165	92	72	169	76	89	161	150	113	107	70	168	1,432	▲	1,432
General Civil - Level 1	2023	-	-	-	-	2	-	-	2	-	1	-	-	5	0%	5
	2022	-	1	1	-	2	-	-	1	-	-	-	-	5	↔	5
General Civil - Level 2	2023	13	8	7	3	5	2	5	13	7	6	8	7	84	12%	84
	2022	2	9	4	4	12	13	5	10	5	4	6	1	75	▲	75
General Civil - Level 3	2023	4	5	9	8	3	5	1	4	11	9	3	3	65	117%	65
	2022	3	1	3	2	2	4	2	3	-	3	6	1	30	▲	30
Miscellaneous Civil	2023	196	219	232	159	236	146	127	171	127	151	179	123	2,066	19%	2,066
	2022	99	165	186	134	117	129	170	129	160	160	138	148	1,735	▲	1,735
Misdemeanor	2023	16	36	32	36	41	35	27	39	46	16	47	28	399	36%	399
	2022	28	29	13	46	19	37	16	31	22	20	16	17	294	▲	294
Other	2023	48	34	48	29	44	31	45	48	45	33	49	166	620	4%	620
	2022	45	146	57	55	41	38	30	31	31	50	38	36	598	▲	598
Other Criminally Related Matters	2023	-	2	9	-	2	7	-	21	1	-	8	10	60	-39%	60
	2022	10	32	8	4	9	8	10	2	3	2	8	3	99	▼	99
Probates/Wills & Trusts - Level 1	2023	2	-	-	-	1	-	1	1	1	-	1	-	7	75%	7
	2022	-	-	-	-	-	-	-	1	1	-	2	-	4	▲	4
Probates/Wills & Trusts - Level 2	2023	-	5	4	3	1	1	3	3	1	5	1	1	28	12%	28
	2022	2	1	2	1	3	6	2	-	4	1	1	2	25	▲	25
Protective Orders	2023	3	2	-	1	-	-	-	-	4	4	2	-	16	23%	16
	2022	-	3	-	2	2	-	3	2	-	-	-	1	13	▲	13
Uncontested Divorce	2023	13	12	9	13	10	13	9	10	7	11	6	4	117	19%	117
	2022	7	7	11	7	10	6	7	8	9	13	6	7	98	▲	98

This report reflects data in the case management system. Numbers will update accordingly as reports are refreshed and posted.

PLN-CCMS-10.01 CASELOAD STATISTICS OF THE CIRCUIT COURTS

Bristol

January 2022 -- December 2023 Filings


Alexandria and Fairfax Circuit are not Included in State Totals

Dashboard

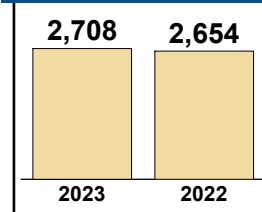
Court: Bristol Circuit
Start/End Date: Jan-22 / Dec-23
2022 Average Month: 221
Jan-Dec 2022: 2,654
Filings Trending: ↔

Circuit/Court ID: 28 228520
Type of Case: Filings
2023 Average Month: 226
Jan-Dec 2023 : 2,708
Overall AVG. Month: 223

Monthly Filings Summary



Jan --- Dec Filings



Filings by Division

Divisions		Jan	Feb	Mar	Apr	May	Jun	Jul	Aug	Sep	Oct	Nov	Dec	Thru Dec	% Change	Total
Total	2023	225	278	225	189	190	184	326	234	178	272	246	161	2,708	2%	2,708
	2022	209	201	309	203	245	181	296	288	176	202	170	174	2,654	▲	2,654
Civil	2023	15	18	20	18	12	19	12	27	16	31	21	13	222	10%	222
	2022	19	22	17	14	14	20	14	18	15	17	12	19	201	▲	201
Criminal	2023	109	159	124	84	117	88	255	139	107	139	139	86	1,546	8%	1,546
	2022	119	102	139	119	136	92	144	184	107	115	85	94	1,436	▲	1,436
Concealed Handgun Permits	2023	32	41	35	26	24	20	19	14	14	12	24	17	278	-2%	278
	2022	12	28	25	17	28	13	29	28	19	23	37	25	284	▼	284
Miscellaneous/ Other	2023	69	60	46	60	37	56	40	54	41	90	62	45	660	-10%	660
	2022	59	49	128	53	67	55	109	58	35	47	35	36	731	▼	731
Others	2023	-	-	-	1	-	1	-	-	-	-	-	-	2	0%	2
	2022	-	-	-	-	-	1	-	-	-	-	1	-	2	↔	2

Filings by Case Category

Case Categories		Jan	Feb	Mar	Apr	May	Jun	Jul	Aug	Sep	Oct	Nov	Dec	Thru Dec	% Change	Total
Administrative Law	2023	-	-	-	1	-	-	-	-	-	1	-	-	2	-75%	2
	2022	1	-	2	1	1	2	-	-	-	-	1	-	8	▼	8
Contested Divorce	2023	1	1	4	1	-	3	2	4	1	2	2	1	22	-21%	22
	2022	1	2	2	2	-	2	3	4	3	4	1	4	28	▼	28
Domestic and Family - Level 1	2023	3	5	-	-	-	6	-	8	-	10	-	-	32	68%	32
	2022	8	-	3	-	1	4	2	-	-	-	1	-	19	▲	19
Domestic and Family - Level 2	2023	4	1	2	3	-	2	-	-	-	3	1	1	17	-6%	17
	2022	2	3	3	-	1	3	3	1	-	-	2	-	18	▼	18
Felonies and Related Matters	2023	89	133	88	66	95	56	201	103	80	107	99	66	1,183	9%	1,183
	2022	75	79	101	77	103	68	123	155	85	85	63	75	1,089	▲	1,089
General Civil - Level 1	2023	-	-	-	1	-	-	-	-	-	-	-	-	1	100%	2
	2022	-	-	1	-	-	-	-	-	-	-	-	-	1	▲	1
General Civil - Level 2	2023	4	2	2	2	1	1	-	1	-	2	3	4	22	-27%	22
	2022	2	3	-	7	4	-	2	3	1	3	1	4	30	▼	30
General Civil - Level 3	2023	9	4	3	8	2	-	3	11	4	19	9	2	74	45%	74
	2022	-	8	9	-	5	4	8	3	3	5	-	6	51	▲	51
Miscellaneous Civil	2023	63	52	45	60	37	37	27	33	33	53	43	41	524	-10%	524
	2022	26	39	91	34	58	48	91	42	40	35	42	37	583	▼	583
Misdemeanor	2023	14	26	25	18	18	29	48	32	23	32	26	19	310	-1%	310
	2022	30	21	36	34	33	24	17	29	22	28	22	16	312	▼	312
Other	2023	29	49	37	23	28	42	31	32	32	30	46	18	397	-3%	397
	2022	45	33	50	36	33	20	37	45	19	35	31	25	409	▼	409
Other Criminally Related Matters	2023	6	1	11	-	4	3	6	4	4	-	14	1	54	46%	54
	2022	15	2	2	8	-	-	4	-	-	-	3	-	37	▲	37
Probates/Wills & Trusts - Level 2	2023	-	-	2	1	-	1	1	-	-	2	-	3	10	-9%	10
	2022	-	2	2	1	2	-	2	1	-	-	1	-	11	▼	11
Protective Orders	2023	-	-	-	-	1	-	-	-	-	-	-	-	1	1	1
	2022	-	-	-	-	-	-	-	-	-	-	-	-	0	↔	0
Uncontested Divorce	2023	3	4	6	5	4	4	7	6	1	11	3	4	58	0%	58
	2022	4	9	7	3	4	6	4	5	3	4	5	4	58	↔	58

This report reflects data in the case management system. Numbers will update accordingly as reports are refreshed and posted.

Dashboard		Monthly Filings Summary		Jan --- Dec Filings	
Court: Buchanan Circuit	Circuit/Court ID: 29 229027			2,623	2,600
Start/End Date: Jan-22 / Dec-23	Type of Case: Filings			2023	2022
2022 Average Month: 217	2023 Average Month: 219				
Jan-Dec 2022: 2,600	Jan-Dec 2023 : 2,623				
Filings Trending: ↔	Overall AVG. Month: 218				

Filings by Division																
Divisions		Jan	Feb	Mar	Apr	May	Jun	Jul	Aug	Sep	Oct	Nov	Dec	Thru Dec	% Change	Total
Total	2023	267	208	287	330	207	171	192	163	140	251	238	169	2,623	1%	2,623
	2022	199	143	196	441	246	143	221	277	164	264	192	114	2,600	▲	2,600
Civil	2023	10	21	20	29	9	13	19	20	14	17	26	16	214	29%	214
	2022	18	6	24	22	11	16	11	13	10	21	8	6	166	▲	166
Criminal	2023	196	130	171	255	86	102	114	71	75	177	158	112	1,647	-5%	1,647
	2022	133	99	106	318	168	67	138	194	114	186	144	69	1,736	▼	1,736
Concealed Handgun Permits	2023	49	43	81	40	99	45	51	63	42	46	46	35	640	14%	640
	2022	37	29	53	87	57	46	55	56	32	46	29	34	561	▲	561
Miscellaneous/ Other	2023	12	14	15	6	13	11	7	9	9	11	8	6	121	-11%	121
	2022	11	9	13	14	10	14	16	14	8	11	11	5	136	▼	136
Others	2023	-	-	-	-	-	-	1	-	-	-	-	-	1	0%	1
	2022	-	-	-	-	-	-	1	-	-	-	-	-	1	↔	1

Filings by Case Category																
Case Categories		Jan	Feb	Mar	Apr	May	Jun	Jul	Aug	Sep	Oct	Nov	Dec	Thru Dec	% Change	Total
Administrative Law	2023	-	-	1	-	-	-	-	-	-	-	-	1	2	0%	2
	2022	-	-	-	-	-	1	-	-	-	-	1	-	2	↔	2
Capital Murder	2023	2	-	-	-	-	-	-	-	-	-	-	-	2	2	2
	2022	-	-	-	-	-	-	-	-	-	-	-	-	0	↔	0
Contested Divorce	2023	-	3	3	1	3	2	2	1	1	2	-	2	20	43%	20
	2022	2	-	4	-	1	3	-	-	-	3	-	1	14	▲	14
Domestic and Family - Level 1	2023	3	-	4	4	-	-	6	10	4	2	-	3	36	38%	36
	2022	2	1	13	4	-	1	-	2	-	2	1	-	26	▲	26
Domestic and Family - Level 2	2023	2	2	2	2	1	2	3	2	1	1	2	1	21	50%	21
	2022	1	-	3	2	2	1	1	3	-	2	1	-	14	▲	14
Felonies and Related Matters	2023	135	103	121	192	68	85	85	48	57	120	142	81	1,237	-1%	1,237
	2022	93	70	70	242	136	40	93	120	97	137	102	52	1,252	▼	1,252
General Civil - Level 1	2023	-	-	-	-	-	-	-	-	-	-	-	-	0	-100%	0
	2022	-	-	-	-	1	-	-	-	-	-	-	-	1	▼	1
General Civil - Level 2	2023	4	6	6	4	1	5	1	1	3	9	3	1	44	7%	44
	2022	4	3	3	5	-	3	10	3	4	3	1	2	41	▲	41
General Civil - Level 3	2023	1	8	1	-	2	2	1	2	2	-	3	3	25	14%	25
	2022	3	2	2	-	2	1	2	3	-	3	3	1	22	▲	22
Miscellaneous Civil	2023	58	53	95	46	111	54	56	72	50	54	52	40	741	9%	741
	2022	46	38	62	100	64	58	68	67	40	56	39	39	677	▲	677
Misdemeanor	2023	50	19	38	59	18	17	27	16	13	55	35	31	378	0%	378
	2022	25	28	24	68	20	18	44	54	18	36	30	12	377	▲	377
Other	2023	-	-	-	-	-	-	1	1	-	1	-	-	3	200%	3
	2022	-	-	-	-	-	-	1	-	-	-	-	-	1	▲	1
Other Criminally Related Matters	2023	9	8	12	16	-	1	2	7	5	2	-	-	62	-44%	62
	2022	15	1	12	9	14	9	1	20	-	13	12	5	111	▼	111
Probates/Wills & Trusts - Level 1	2023	-	-	-	-	-	1	-	-	-	-	-	-	1	0%	1
	2022	-	-	-	-	-	1	-	-	-	-	-	-	1	↔	1
Probates/Wills & Trusts - Level 2	2023	-	2	1	-	1	-	1	-	-	1	-	3	9	29%	9
	2022	2	-	1	1	1	1	-	1	-	-	-	-	7	▲	7
Protective Orders	2023	-	-	-	1	-	1	-	-	-	-	-	-	2	0%	2
	2022	-	-	-	-	-	-	-	-	-	2	-	-	2	↔	2
Uncontested Divorce	2023	3	4	3	5	2	1	7	3	4	4	1	3	40	-23%	40
	2022	6	-	5	9	5	6	1	4	5	7	2	2	52	▼	52

This report reflects data in the case management system. Numbers will update accordingly as reports are refreshed and posted.

PLN-CCMS-10.01 CASELOAD STATISTICS OF THE CIRCUIT COURTS

Dickenson

January 2022 -- December 2023 Filings


Alexandria and Fairfax Circuit are not Included in State Totals

Dashboard

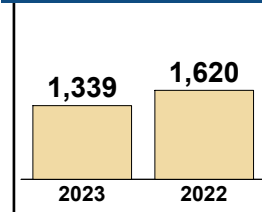
Court: Dickenson Circuit
Start/End Date: Jan-22 / Dec-23
2022 Average Month: 135
Jan-Dec 2022: 1,620
Filings Trending: ▼

Circuit/Court ID: 29 229051
Type of Case: Filings
2023 Average Month: 112
Jan-Dec 2023 : 1,339
Overall AVG. Month: 123

Monthly Filings Summary



Jan --- Dec Filings



Filings by Division

Divisions		Jan	Feb	Mar	Apr	May	Jun	Jul	Aug	Sep	Oct	Nov	Dec	Thru Dec	% Change	Total
Total	2023	87	84	145	91	71	275	64	132	117	78	73	122	1,339	-17%	1,339
	2022	96	64	722	64	79	101	61	81	95	89	68	100	1,620	▼	1,620
Civil	2023	14	19	22	19	16	11	10	22	8	13	4	22	180	23%	180
	2022	11	14	20	21	10	16	4	10	7	15	9	9	146	▲	146
Criminal	2023	28	16	58	26	28	224	27	45	63	20	21	30	586	-41%	586
	2022	29	17	646	19	37	46	16	28	49	30	25	44	986	▼	986
Concealed Handgun Permits	2023	32	41	48	41	17	24	17	42	30	28	36	26	382	24%	382
	2022	25	23	38	19	22	20	25	26	25	34	22	29	308	▲	308
Miscellaneous/ Other	2023	13	8	16	5	10	16	10	23	16	17	12	44	190	7%	190
	2022	31	10	18	5	10	18	16	17	14	10	11	18	178	▲	178
Others	2023	-	-	1	-	-	-	-	-	-	-	-	-	1	-50%	1
	2022	-	-	-	-	-	1	-	-	-	-	1	-	2	▼	2

Filings by Case Category

Case Categories		Jan	Feb	Mar	Apr	May	Jun	Jul	Aug	Sep	Oct	Nov	Dec	Thru Dec	% Change	Total
Capital Murder	2023	-	-	3	-	-	-	-	-	-	-	-	-	3	3	3
	2022	-	-	-	-	-	-	-	-	-	-	-	-	0	↔	0
Contested Divorce	2023	1	1	1	1	2	1	3	4	1	2	-	2	19	6%	19
	2022	1	2	2	4	1	2	-	1	-	3	2	-	18	▲	18
Domestic and Family - Level 1	2023	-	2	2	2	1	1	-	1	2	-	-	5	16	-27%	16
	2022	2	2	1	5	1	3	-	1	-	6	-	1	22	▼	22
Domestic and Family - Level 2	2023	-	2	2	7	1	-	2	2	-	-	1	3	20	82%	20
	2022	1	2	2	2	-	1	-	1	1	-	1	-	11	▲	11
Felonies and Related Matters	2023	23	15	55	25	25	165	22	32	48	18	15	22	465	-48%	465
	2022	29	15	593	16	30	42	13	24	39	25	21	42	889	▼	889
General Civil - Level 1	2023	-	-	-	-	-	-	-	-	-	-	-	-	0	-100%	0
	2022	-	-	-	-	-	-	-	1	-	-	-	-	1	▼	1
General Civil - Level 2	2023	2	2	4	1	4	-	1	1	1	2	1	5	24	26%	24
	2022	1	1	1	2	2	4	2	1	4	-	1	-	19	▲	19
General Civil - Level 3	2023	5	4	5	2	3	1	-	8	5	1	2	5	41	46%	41
	2022	3	2	6	4	3	3	1	1	-	1	1	3	28	▲	28
Miscellaneous Civil	2023	39	42	52	44	21	31	21	48	36	35	43	33	445	23%	445
	2022	28	27	42	23	27	26	28	35	29	38	28	32	363	▲	363
Misdemeanor	2023	5	-	-	1	2	63	2	10	15	2	4	7	111	22%	111
	2022	-	2	53	2	6	3	2	3	9	4	4	3	91	▲	91
Other	2023	6	6	11	2	6	8	7	16	9	10	4	34	119	1%	119
	2022	26	5	14	2	4	11	13	8	10	5	5	15	118	▲	118
Other Criminally Related Matters	2023	-	1	-	-	1	1	3	3	-	-	2	1	12	71%	12
	2022	-	-	-	1	1	1	1	1	1	1	-	-	7	▲	7
Probates/Wills & Trusts - Level 1	2023	1	-	-	-	-	-	-	-	-	-	-	-	1	1	1
	2022	-	-	-	-	-	-	-	-	-	-	-	-	0	↔	0
Probates/Wills & Trusts - Level 2	2023	1	3	-	1	-	-	-	3	-	1	1	1	11	175%	11
	2022	-	3	-	-	-	-	-	-	-	1	-	-	4	▲	4
Uncontested Divorce	2023	4	6	10	5	5	4	3	4	-	7	-	4	52	6%	52
	2022	5	3	8	3	4	5	1	4	2	5	5	4	49	▲	49

This report reflects data in the case management system. Numbers will update accordingly as reports are refreshed and posted.

PLN-CCMS-10.01 CASELOAD STATISTICS OF THE CIRCUIT COURTS

Russell

January 2022 -- December 2023 Filings


Alexandria and Fairfax Circuit are not Included in State Totals

Dashboard

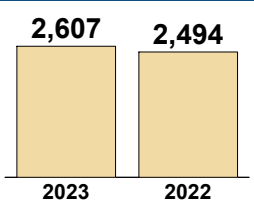
Court: Russell Circuit
Start/End Date: Jan-22 / Dec-23
2022 Average Month: 208
Jan-Dec 2022: 2,494
Filings Trending: ▲

Circuit/Court ID: 29 229167
Type of Case: Filings
2023 Average Month: 217
Jan-Dec 2023 : 2,607
Overall AVG. Month: 213

Monthly Filings Summary



Jan --- Dec Filings



Filings by Division

Divisions		Jan	Feb	Mar	Apr	May	Jun	Jul	Aug	Sep	Oct	Nov	Dec	Thru Dec	% Change	Total
Total	2023	238	225	284	176	264	257	203	244	176	232	154	154	2,607	5%	2,607
	2022	157	179	262	201	152	232	146	264	256	173	273	199	2,494	▲	2,494
Civil	2023	27	28	41	17	24	39	20	29	22	26	23	27	323	28%	323
	2022	12	17	37	31	16	15	21	23	13	21	23	23	252	▲	252
Criminal	2023	102	76	108	54	124	119	110	127	75	121	71	50	1,137	2%	1,137
	2022	55	73	97	97	58	119	52	143	143	48	148	84	1,117	▲	1,117
Concealed Handgun Permits	2023	71	82	94	83	67	65	48	47	47	53	46	49	752	3%	752
	2022	55	54	81	48	58	63	52	59	70	63	71	56	730	▲	730
Miscellaneous/ Other	2023	38	39	41	22	49	34	25	41	32	32	14	28	395	0%	395
	2022	35	35	47	25	20	35	21	39	30	41	31	36	395	↔	395

Filings by Case Category

Case Categories		Jan	Feb	Mar	Apr	May	Jun	Jul	Aug	Sep	Oct	Nov	Dec	Thru Dec	% Change	Total
Administrative Law	2023	-	-	-	-	-	-	-	-	-	-	-	-	0	-100%	0
	2022	-	1	-	-	-	-	-	-	-	-	-	-	1	▼	1
Contested Divorce	2023	2	2	4	4	2	4	1	1	1	7	4	6	38	41%	38
	2022	3	2	2	3	-	1	6	1	1	3	2	3	27	▲	27
Domestic and Family - Level 1	2023	1	5	2	1	4	9	6	4	3	-	2	2	39	0%	39
	2022	-	1	11	1	2	1	1	4	3	4	4	7	39	↔	39
Domestic and Family - Level 2	2023	2	2	17	3	3	1	-	-	2	1	2	-	33	74%	33
	2022	-	1	2	5	1	-	1	1	1	3	4	-	19	▲	19
Felonies and Related Matters	2023	68	63	84	41	94	82	75	99	47	80	56	32	821	-2%	821
	2022	36	42	66	76	36	76	41	128	124	30	123	64	842	▼	842
General Civil - Level 1	2023	1	-	1	-	-	-	-	-	1	-	-	-	3	50%	3
	2022	-	-	-	1	-	-	-	-	-	-	1	-	2	▲	2
General Civil - Level 2	2023	3	3	4	2	3	1	1	2	3	1	1	4	28	-24%	28
	2022	2	4	4	6	6	1	3	5	3	-	1	2	37	▼	37
General Civil - Level 3	2023	6	10	6	5	7	10	5	6	7	8	4	10	84	87%	84
	2022	2	1	7	2	4	8	3	2	1	4	4	7	45	▲	45
Miscellaneous Civil	2023	77	94	105	91	78	72	52	60	54	64	50	56	853	3%	853
	2022	62	59	94	58	65	67	57	70	78	76	77	68	831	▲	831
Misdemeanor	2023	32	11	24	13	22	35	33	29	26	35	14	15	289	8%	289
	2022	15	30	30	21	22	43	10	16	19	18	25	19	268	▲	268
Other	2023	30	25	28	14	35	26	20	28	25	19	11	20	281	-3%	281
	2022	28	30	34	16	12	30	16	26	21	28	25	24	290	▼	290
Other Criminally Related Matters	2023	2	2	-	-	8	2	2	-	2	6	1	3	28	250%	28
	2022	4	1	1	-	-	-	1	-	-	-	-	1	8	▲	8
Probates/Wills & Trusts - Level 1	2023	-	-	-	-	-	-	-	1	2	-	-	-	3	3	3
	2022	-	-	-	-	-	-	-	-	-	-	-	-	0	↔	0
Probates/Wills & Trusts - Level 2	2023	1	-	1	1	1	5	3	1	2	1	1	-	17	-15%	17
	2022	-	1	1	4	1	2	1	1	1	4	2	2	20	▼	20
Uncontested Divorce	2023	13	8	8	1	7	10	5	13	1	10	8	6	90	38%	90
	2022	5	6	10	8	3	3	6	10	4	3	5	2	65	▲	65

This report reflects data in the case management system. Numbers will update accordingly as reports are refreshed and posted.

Dashboard		Circuit/Court ID: 29 229185	
Court: Tazewell Circuit	Start/End Date: Jan-22 / Dec-23	Type of Case: Filings	
2022 Average Month: 450	2023 Average Month: 497	Jan-Dec 2023 : 5,959	
Jan-Dec 2022: 5,394	Overall AVG. Month: 473		
Filings Trending: ▲			

Monthly Filings Summary
Jan 22 - Dec 23

Jan --- Dec Filings

2023: 5,959
2022: 5,394

Filings by Division																
Divisions		Jan	Feb	Mar	Apr	May	Jun	Jul	Aug	Sep	Oct	Nov	Dec	Thru Dec	% Change	Total
Total	2023	458	488	766	357	485	416	779	566	424	400	435	385	5,959	10%	5,959
	2022	469	359	778	322	478	311	434	369	720	361	463	330	5,394	▲	5,394
Civil	2023	35	40	49	39	54	40	49	57	38	31	32	25	489	20%	489
	2022	31	18	43	42	31	34	25	40	47	37	35	26	409	▲	409
Criminal	2023	269	215	465	160	294	226	582	366	270	232	266	228	3,573	2%	3,573
	2022	352	198	606	176	289	147	297	196	552	215	303	167	3,498	▲	3,498
Concealed Handgun Permits	2023	99	178	210	113	101	96	88	95	73	97	96	88	1,334	37%	1,334
	2022	54	78	84	67	107	89	65	86	82	79	92	92	975	▲	975
Miscellaneous/Other	2023	55	54	42	45	36	54	60	47	43	40	41	44	561	11%	561
	2022	32	65	42	37	51	41	46	47	39	30	32	45	507	▲	507
Others	2023	-	1	-	-	-	-	-	1	-	-	-	-	2	-60%	2
	2022	-	-	3	-	-	-	1	-	-	-	1	-	5	▼	5

Filings by Case Category																
Case Categories		Jan	Feb	Mar	Apr	May	Jun	Jul	Aug	Sep	Oct	Nov	Dec	Thru Dec	% Change	Total
Administrative Law	2023	-	-	-	-	-	-	-	-	-	1	-	-	1	0%	1
	2022	-	-	-	-	-	-	1	-	-	-	-	-	1	↔	1
Capital Murder	2023	-	-	-	-	-	-	1	1	1	-	-	-	3	200%	3
	2022	-	-	1	-	-	-	-	-	-	-	-	-	1	▲	1
Contested Divorce	2023	7	6	9	7	3	3	5	7	4	8	3	7	69	30%	69
	2022	4	3	4	11	3	6	6	5	4	3	3	1	53	▲	53
Domestic and Family - Level 1	2023	10	6	5	9	15	7	6	19	9	-	1	3	90	76%	90
	2022	10	-	5	9	-	-	-	-	9	4	7	7	51	▲	51
Domestic and Family - Level 2	2023	-	2	5	1	5	6	4	2	-	2	3	2	32	-3%	32
	2022	3	2	3	5	2	1	1	5	3	1	5	2	33	▼	33
Felonies and Related Matters	2023	188	169	300	123	232	176	481	295	134	181	169	160	2,608	-3%	2,608
	2022	272	168	494	133	226	115	201	159	445	170	203	116	2,702	▼	2,702
General Civil - Level 1	2023	1	-	-	1	1	-	1	-	-	2	-	1	7	0%	7
	2022	-	-	1	2	-	2	-	1	1	-	-	-	7	↔	7
General Civil - Level 2	2023	3	4	9	2	9	6	4	6	10	3	6	5	67	16%	67
	2022	2	2	6	3	4	7	4	6	9	10	2	3	58	▲	58
General Civil - Level 3	2023	6	4	3	2	2	1	2	4	3	2	5	1	35	-15%	35
	2022	3	2	4	1	4	2	2	6	1	4	8	4	41	▼	41
Miscellaneous Civil	2023	113	204	230	128	112	114	99	106	93	112	113	98	1,522	31%	1,522
	2022	62	112	103	84	124	107	80	104	99	87	101	102	1,165	▲	1,165
Misdemeanor	2023	79	42	159	40	63	46	105	69	135	51	91	63	943	21%	943
	2022	80	26	109	40	60	30	95	35	108	43	101	52	779	▲	779
Other	2023	40	28	20	32	28	37	52	37	23	25	25	37	384	16%	384
	2022	24	30	27	18	32	24	31	32	26	27	27	34	332	▲	332
Other Criminally Related Matters	2023	2	4	7	-	1	4	4	3	3	1	6	5	40	38%	40
	2022	-	4	5	3	3	3	2	2	5	2	-	-	29	▲	29
Probates/Wills & Trusts - Level 1	2023	-	-	1	-	-	3	-	-	-	-	1	-	5	67%	5
	2022	-	-	1	-	-	1	-	-	-	1	-	-	3	▲	3
Probates/Wills & Trusts - Level 2	2023	3	6	1	-	2	2	3	5	1	2	4	-	29	142%	29
	2022	1	-	1	3	3	1	1	-	1	-	1	-	12	▲	12
Uncontested Divorce	2023	6	13	17	12	12	11	12	12	8	10	8	3	124	-2%	124
	2022	8	10	14	10	17	12	10	14	9	9	5	9	127	▼	127

PLN-CCMS-10.01 CASELOAD STATISTICS OF THE CIRCUIT COURTS

Lee

January 2022 -- December 2023 Filings


Alexandria and Fairfax Circuit are not Included in State Totals

Dashboard

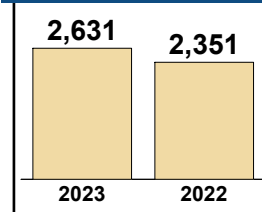
Court: Lee Circuit
Start/End Date: Jan-22 / Dec-23
2022 Average Month: 196
Jan-Dec 2022: 2,351
Filings Trending: ▲

Circuit/Court ID: 30 230105
Type of Case: Filings
2023 Average Month: 219
Jan-Dec 2023 : 2,631
Overall AVG. Month: 208

Monthly Filings Summary



Jan --- Dec Filings



Filings by Division

Divisions		Jan	Feb	Mar	Apr	May	Jun	Jul	Aug	Sep	Oct	Nov	Dec	Thru Dec	% Change	Total
Total	2023	285	186	312	173	160	223	197	267	255	212	184	177	2,631	12%	2,631
	2022	158	113	283	192	223	133	154	248	212	251	163	221	2,351	▲	2,351
Civil	2023	23	19	28	23	40	20	23	30	24	27	18	18	293	5%	293
	2022	21	14	29	34	28	28	12	20	23	32	18	19	278	▲	278
Criminal	2023	192	94	196	95	68	131	111	174	187	125	106	129	1,608	11%	1,608
	2022	89	53	185	96	155	64	97	177	133	157	102	143	1,451	▲	1,451
Concealed Handgun Permits	2023	51	59	75	42	39	51	40	44	36	47	40	27	551	33%	551
	2022	31	23	44	40	30	28	30	33	42	42	29	41	413	▲	413
Miscellaneous/ Other	2023	18	14	13	13	13	19	23	19	8	13	20	3	176	-16%	176
	2022	17	23	25	22	10	13	15	18	14	20	14	18	209	▼	209
Others	2023	1	-	-	-	-	2	-	-	-	-	-	-	3	3	3
	2022	-	-	-	-	-	-	-	-	-	-	-	-	0	↔	0

Filings by Case Category

Case Categories		Jan	Feb	Mar	Apr	May	Jun	Jul	Aug	Sep	Oct	Nov	Dec	Thru Dec	% Change	Total
Administrative Law	2023	-	-	-	-	-	-	-	-	-	-	-	-	0	-100%	0
	2022	-	-	-	-	-	-	1	-	-	-	-	-	1	▼	1
Capital Murder	2023	-	-	-	-	-	-	-	-	-	-	-	-	0	-100%	0
	2022	-	-	1	-	-	-	-	-	-	-	-	-	1	▼	1
Contested Divorce	2023	2	4	6	4	4	2	5	5	1	3	4	-	40	90%	40
	2022	1	1	2	1	3	2	2	2	-	6	1	-	21	▲	21
Domestic and Family - Level 1	2023	3	3	5	9	21	7	-	5	6	8	-	7	74	208%	74
	2022	-	-	-	11	2	5	1	-	1	2	1	1	24	▲	24
Domestic and Family - Level 2	2023	1	5	-	1	1	3	5	2	-	1	3	4	26	0%	26
	2022	2	1	4	2	1	3	2	2	3	4	1	1	26	↔	26
Felonies and Related Matters	2023	163	75	137	74	47	108	83	148	142	107	87	98	1,269	19%	1,269
	2022	57	27	140	54	122	43	81	149	79	127	80	109	1,068	▲	1,068
General Civil - Level 1	2023	-	-	-	-	-	-	-	-	-	1	-	-	1	0%	1
	2022	-	-	-	-	-	-	-	1	-	-	-	-	1	↔	1
General Civil - Level 2	2023	3	1	2	4	1	3	2	-	3	4	2	-	25	32%	25
	2022	3	-	3	-	1	1	2	-	1	2	3	3	19	▲	19
General Civil - Level 3	2023	5	2	-	-	-	2	1	4	1	1	2	1	19	-51%	19
	2022	7	2	3	10	2	3	1	1	2	1	4	3	39	▼	39
Miscellaneous Civil	2023	65	70	93	53	46	60	59	59	48	59	50	31	693	18%	693
	2022	42	36	62	61	43	44	39	50	57	56	41	55	586	▲	586
Misdemeanor	2023	28	16	51	19	18	19	26	25	39	16	17	28	302	-4%	302
	2022	28	21	39	29	33	20	16	25	36	21	13	32	313	▼	313
Other	2023	9	4	3	5	8	11	9	6	1	4	10	2	72	-23%	72
	2022	10	13	12	8	5	4	4	9	8	9	5	6	93	▼	93
Other Criminally Related Matters	2023	1	3	8	2	4	4	2	1	6	2	2	3	38	-45%	38
	2022	4	5	5	13	-	1	-	3	18	9	9	2	69	▼	69
Probates/Wills & Trusts - Level 1	2023	-	-	-	-	-	1	1	-	-	-	-	-	2	100%	2
	2022	-	-	-	-	-	-	-	-	-	1	-	-	1	▲	1
Probates/Wills & Trusts - Level 2	2023	1	1	-	1	1	-	1	4	1	3	3	2	18	-10%	18
	2022	-	1	2	1	1	3	-	1	1	6	1	3	20	▼	20
Protective Orders	2023	-	-	-	-	-	-	-	3	-	-	-	-	3	50%	3
	2022	-	-	-	-	-	-	-	-	-	-	2	-	2	▲	2
Uncontested Divorce	2023	4	2	7	1	9	3	3	5	7	3	4	1	49	-27%	49
	2022	4	6	10	2	10	4	5	5	6	7	2	6	67	▼	67

This report reflects data in the case management system. Numbers will update accordingly as reports are refreshed and posted.

PLN-CCMS-10.01 CASELOAD STATISTICS OF THE CIRCUIT COURTS

Scott

January 2022 -- December 2023 Filings


Alexandria and Fairfax Circuit are not Included in State Totals

Dashboard

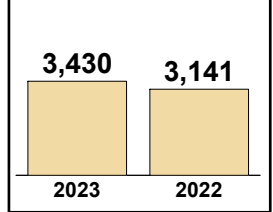
Court: Scott Circuit
Start/End Date: Jan-22 / Dec-23
2022 Average Month: 262
Jan-Dec 2022: 3,141
Filings Trending: ▲

Circuit/Court ID: 30 230169
Type of Case: Filings
2023 Average Month: 286
Jan-Dec 2023 : 3,430
Overall AVG. Month: 274

Monthly Filings Summary



Jan --- Dec Filings



Filings by Division

Divisions		Jan	Feb	Mar	Apr	May	Jun	Jul	Aug	Sep	Oct	Nov	Dec	Thru Dec	% Change	Total
Total	2023	357	364	328	191	306	315	167	302	292	332	247	229	3,430	9%	3,430
	2022	123	457	310	277	159	317	171	341	321	200	247	218	3,141	▲	3,141
Civil	2023	18	17	23	14	21	27	20	31	16	22	16	13	238	24%	238
	2022	11	14	22	15	8	14	10	30	18	11	22	17	192	▲	192
Criminal	2023	248	240	211	111	224	225	85	198	210	225	180	164	2,321	3%	2,321
	2022	62	369	213	210	108	244	105	241	244	143	175	145	2,259	▲	2,259
Concealed Handgun Permits	2023	83	103	87	60	49	50	51	53	51	64	42	45	738	32%	738
	2022	40	54	60	44	36	51	45	57	44	41	38	47	557	▲	557
Miscellaneous/Other	2023	8	4	7	6	10	13	11	17	15	20	8	6	125	-3%	125
	2022	10	20	15	8	7	7	11	13	15	4	11	8	129	▼	129
Others	2023	-	-	-	-	2	-	-	3	-	1	1	1	8	100%	8
	2022	-	-	-	-	-	1	-	-	-	1	1	1	4	▲	4

Filings by Case Category

Case Categories		Jan	Feb	Mar	Apr	May	Jun	Jul	Aug	Sep	Oct	Nov	Dec	Thru Dec	% Change	Total
Administrative Law	2023	-	-	-	-	-	-	-	-	-	-	-	-	0	-100%	0
	2022	-	-	-	-	-	-	-	-	-	-	2	-	2	▼	2
Capital Murder	2023	-	-	2	-	-	-	-	-	-	-	-	-	2	-33%	2
	2022	-	3	-	-	-	-	-	-	-	-	-	-	3	▼	3
Contested Divorce	2023	3	2	5	2	2	4	2	6	2	2	1	1	32	14%	32
	2022	-	1	7	3	1	2	1	5	2	-	1	5	28	▲	28
Domestic and Family - Level 1	2023	-	-	1	2	2	1	-	1	-	-	1	2	10	-50%	10
	2022	-	1	3	-	2	-	-	4	-	-	7	3	20	▼	20
Domestic and Family - Level 2	2023	4	-	3	-	2	3	3	1	-	3	-	1	20	54%	20
	2022	2	2	-	3	2	-	1	2	-	1	-	-	13	▲	13
Felonies and Related Matters	2023	192	184	144	79	165	159	62	137	183	151	130	146	1,732	8%	1,732
	2022	41	302	141	151	79	207	85	168	89	104	144	97	1,608	▲	1,608
General Civil - Level 1	2023	-	-	1	-	1	-	-	1	-	-	-	-	3	0%	3
	2022	-	1	-	-	1	1	-	-	-	-	-	-	3	↔	3
General Civil - Level 2	2023	1	3	1	2	2	7	6	3	4	7	5	3	44	26%	44
	2022	3	5	1	-	2	-	-	8	5	3	5	3	35	▲	35
General Civil - Level 3	2023	4	5	5	4	1	5	5	8	3	1	2	2	45	10%	45
	2022	4	3	4	4	1	1	5	11	4	2	1	1	41	▲	41
Miscellaneous Civil	2023	90	107	92	65	58	58	59	71	63	82	48	50	843	30%	843
	2022	45	65	71	50	39	56	56	65	55	44	46	54	646	▲	646
Misdemeanor	2023	53	53	58	30	55	65	25	55	23	69	49	15	550	-10%	550
	2022	20	62	68	58	24	36	20	68	154	26	29	46	611	▼	611
Other	2023	-	-	-	1	4	2	2	4	1	3	2	3	22	120%	22
	2022	1	2	-	-	-	1	-	-	1	2	1	2	10	▲	10
Other Criminally Related Matters	2023	4	3	7	2	4	3	-	6	4	5	2	3	43	5%	43
	2022	1	3	5	1	5	1	1	5	2	13	2	2	41	▲	41
Probates/Wills & Trusts - Level 1	2023	-	-	-	-	-	-	-	-	1	-	-	-	1	1	1
	2022	-	-	-	-	-	-	-	-	-	-	-	-	0	↔	0
Probates/Wills & Trusts - Level 2	2023	-	-	1	-	-	2	-	1	6	1	1	-	12	-20%	12
	2022	2	1	2	-	1	4	-	-	1	1	3	-	15	▼	15
Protective Orders	2023	-	-	-	-	-	-	-	-	-	-	-	1	1	1	1
	2022	-	-	-	-	-	-	-	-	-	-	-	-	0	↔	0
Uncontested Divorce	2023	6	7	8	4	10	6	3	8	2	8	6	2	70	8%	70
	2022	4	6	8	7	2	8	2	5	8	4	6	5	65	▲	65

This report reflects data in the case management system. Numbers will update accordingly as reports are refreshed and posted.

PLN-CCMS-10.01 CASELOAD STATISTICS OF THE CIRCUIT COURTS

Wise

January 2022 -- December 2023 Filings


Alexandria and Fairfax Circuit are not Included in State Totals

Dashboard

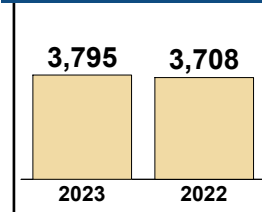
Court: Wise Circuit
Start/End Date: Jan-22 / Dec-23
2022 Average Month: 309
Jan-Dec 2022: 3,708
Filings Trending: ↔

Circuit/Court ID: 30 230195
Type of Case: Filings
2023 Average Month: 316
Jan-Dec 2023 : 3,795
Overall AVG. Month: 313

Monthly Filings Summary



Jan --- Dec Filings



Filings by Division

Divisions	Jan	Feb	Mar	Apr	May	Jun	Jul	Aug	Sep	Oct	Nov	Dec	Thru Dec	% Change	Total
Total	312	322	471	279	322	294	255	471	264	319	273	213	3,795	2%	3,795
2022	167	288	517	276	360	305	260	263	317	328	345	282	3,708	▲	3,708
Civil	32	40	44	26	27	24	21	41	28	39	24	32	378	-10%	378
2022	28	35	70	37	46	30	27	29	28	31	34	26	421	▼	421
Criminal	158	125	265	136	154	140	147	322	160	168	181	110	2,066	-5%	2,066
2022	79	176	337	155	224	194	146	119	195	184	224	138	2,171	▼	2,171
Concealed Handgun Permits	104	134	131	83	115	96	71	77	56	84	46	56	1,053	27%	1,053
2022	43	56	82	61	66	54	58	86	73	86	73	89	827	▲	827
Miscellaneous/Other	18	23	31	34	26	34	16	31	20	28	22	15	298	5%	298
2022	17	21	28	23	24	27	28	27	21	26	13	29	284	▲	284
Others	-	-	-	-	-	-	-	-	-	-	-	-	0	-100%	0
2022	-	-	-	-	-	-	1	2	-	1	1	-	5	▼	5

Filings by Case Category

Case Categories	Jan	Feb	Mar	Apr	May	Jun	Jul	Aug	Sep	Oct	Nov	Dec	Thru Dec	% Change	Total
Administrative Law	-	-	-	-	-	1	-	-	-	-	-	-	1	-50%	1
2022	1	-	1	-	-	-	-	-	-	-	-	-	2	▼	2
Capital Murder	-	-	-	-	-	1	-	-	-	-	-	-	1	-67%	1
2022	-	-	-	-	1	-	-	-	2	-	-	-	3	▼	3
Contested Divorce	7	7	8	6	2	4	4	4	3	5	1	10	61	-15%	61
2022	5	8	12	9	9	6	2	3	7	5	4	2	72	▼	72
Domestic and Family - Level 1	2	4	9	9	6	4	5	8	2	10	6	2	67	-6%	67
2022	5	6	10	3	9	3	5	4	3	3	11	9	71	▼	71
Domestic and Family - Level 2	5	6	4	-	9	1	3	6	2	4	3	3	46	28%	46
2022	5	4	3	1	2	3	4	4	3	3	-	4	36	▲	36
Felonies and Related Matters	107	87	189	100	119	99	98	265	122	109	100	79	1,474	-8%	1,474
2022	45	143	294	108	162	158	79	88	138	132	178	70	1,595	▼	1,595
General Civil - Level 1	-	1	1	-	1	-	-	3	1	-	-	2	9	-36%	9
2022	1	1	1	1	2	-	2	2	1	2	-	1	14	▼	14
General Civil - Level 2	1	2	3	9	2	11	3	11	4	5	5	7	63	-11%	63
2022	5	4	5	4	6	7	4	11	3	4	5	13	71	▼	71
General Civil - Level 3	3	3	8	5	3	4	1	1	1	3	6	1	39	-29%	39
2022	3	1	9	4	8	7	3	6	2	2	6	4	55	▼	55
Miscellaneous Civil	119	154	151	98	135	115	84	91	69	102	62	64	1,244	24%	1,244
2022	51	72	100	80	81	68	79	100	88	101	81	102	1,003	▲	1,003
Misdemeanor	48	32	72	32	31	38	44	55	28	58	73	26	537	0%	537
2022	32	31	40	42	58	32	67	30	52	49	39	63	535	▲	535
Other	-	1	1	7	1	3	1	5	3	6	2	2	32	28%	32
2022	1	2	2	1	2	2	2	3	-	6	3	1	25	▲	25
Other Criminally Related Matters	4	6	6	4	4	4	5	4	10	1	8	5	61	39%	61
2022	2	3	3	5	3	4	1	2	4	4	8	5	44	▲	44
Probates/Wills & Trusts - Level 1	-	-	-	-	-	-	-	-	1	-	-	-	1	0%	1
2022	-	-	-	-	-	-	-	-	-	1	-	-	1	↔	1
Probates/Wills & Trusts - Level 2	5	3	2	2	3	-	1	3	2	1	3	5	30	30%	30
2022	1	1	5	1	3	3	2	-	1	2	4	-	23	▲	23
Uncontested Divorce	11	16	17	7	6	9	6	15	16	15	4	7	129	-18%	129
2022	10	12	32	17	14	12	10	10	13	14	6	8	158	▼	158

This report reflects data in the case management system. Numbers will update accordingly as reports are refreshed and posted.

PLN-CCMS-10.01 CASELOAD STATISTICS OF THE CIRCUIT COURTS

Prince William


January 2022 -- December 2023 Filings

Alexandria and Fairfax Circuit are not Included in State Totals

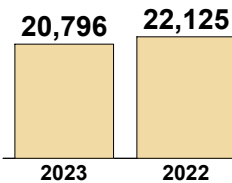
Dashboard

Court: Prince William Circuit
Circuit/Court ID: 31 231153
Start/End Date: Jan-22 / Dec-23
Type of Case: Filings
2022 Average Month: 1,844
2023 Average Month: 1,733
Jan-Dec 2022: 22,125
Jan-Dec 2023 : 20,796
Filings Trending: ▼
Overall AVG. Month: 1,788

Monthly Filings Summary



Jan --- Dec Filings



Filings by Division

Divisions		Jan	Feb	Mar	Apr	May	Jun	Jul	Aug	Sep	Oct	Nov	Dec	Thru Dec	% Change	Total
Total	2023	2,362	1,991	1,905	1,555	1,645	1,642	1,486	1,739	1,671	1,774	1,498	1,528	20,796	-6%	20,796
	2022	1,515	1,850	2,018	1,788	1,664	1,774	1,821	2,126	1,897	1,801	1,775	2,096	22,125	▼	22,125
Civil	2023	255	263	315	249	273	273	251	336	280	326	300	283	3,404	21%	3,404
	2022	191	213	249	194	234	243	213	275	291	202	289	215	2,809	▲	2,809
Criminal	2023	265	372	379	275	336	349	324	419	410	302	291	425	4,147	7%	4,147
	2022	291	308	366	297	305	286	334	253	312	417	373	322	3,864	▲	3,864
Concealed Handgun Permits	2023	728	631	634	547	551	497	474	483	472	630	473	436	6,556	6%	6,556
	2022	459	493	582	443	509	565	601	590	502	479	453	514	6,190	▲	6,190
Miscellaneous/Other	2023	1,109	722	568	475	483	515	432	499	499	509	429	379	6,619	-28%	6,619
	2022	561	829	813	842	613	675	669	1,002	787	702	655	1,041	9,189	▼	9,189
Others	2023	5	3	9	9	2	8	5	2	10	7	5	5	70	-4%	70
	2022	13	7	8	12	3	5	4	6	5	1	5	4	73	▼	73

Filings by Case Category

Case Categories		Jan	Feb	Mar	Apr	May	Jun	Jul	Aug	Sep	Oct	Nov	Dec	Thru Dec	% Change	Total
Administrative Law	2023	2	3	3	-	3	6	-	4	1	2	1	1	26	30%	26
	2022	3	-	1	-	1	2	-	2	2	3	5	1	20	▲	20
Capital Murder	2023	-	-	-	5	-	-	1	-	2	2	-	8	18	1,700%	18
	2022	-	1	-	-	-	-	-	-	-	-	-	-	1	▲	1
Contested Divorce	2023	37	28	41	26	26	31	29	42	36	34	28	22	380	3%	380
	2022	31	24	41	27	41	26	25	33	33	25	29	33	368	▲	368
Domestic and Family - Level 1	2023	22	21	31	20	21	18	20	28	16	30	16	27	270	27%	270
	2022	7	11	14	11	28	15	30	14	33	13	19	18	213	▲	213
Domestic and Family - Level 2	2023	19	29	33	18	32	30	34	46	43	71	66	58	479	50%	479
	2022	11	13	27	21	22	21	17	55	77	15	21	19	319	▲	319
Felonies and Related Matters	2023	114	176	179	137	162	149	128	205	183	128	119	223	1,903	20%	1,903
	2022	97	101	119	120	123	102	133	102	127	223	190	148	1,585	▲	1,585
General Civil - Level 1	2023	5	3	5	5	3	-	4	2	3	1	1	4	36	6%	36
	2022	2	4	3	2	-	4	2	6	2	3	2	4	34	▲	34
General Civil - Level 2	2023	57	65	78	71	67	64	62	98	86	67	83	68	866	31%	866
	2022	60	50	52	42	53	58	53	57	46	50	94	45	660	▲	660
General Civil - Level 3	2023	20	24	33	32	30	31	16	19	19	35	24	29	312	16%	312
	2022	20	19	25	28	21	15	26	25	19	30	25	17	270	▲	270
Miscellaneous Civil	2023	978	847	929	760	777	745	692	736	721	878	702	637	9,402	4%	9,402
	2022	619	690	861	688	776	821	860	898	723	676	648	766	9,026	▲	9,026
Misdemeanor	2023	88	121	85	66	91	85	86	94	88	94	90	93	1,081	4%	1,081
	2022	78	90	94	91	72	74	110	84	71	119	94	64	1,041	▲	1,041
Other	2023	844	501	257	261	235	244	197	228	234	231	191	165	3,588	-42%	3,588
	2022	386	619	505	590	330	410	388	668	554	482	442	775	6,149	▼	6,149
Other Criminally Related Matters	2023	67	83	117	70	91	115	113	126	142	86	86	105	1,201	-5%	1,201
	2022	116	117	153	88	111	110	92	70	119	77	96	117	1,266	▼	1,266
Probates/Wills & Trusts - Level 1	2023	2	1	4	2	2	6	6	-	2	3	1	3	32	433%	32
	2022	-	1	-	-	-	2	-	1	-	1	-	1	6	▲	6
Probates/Wills & Trusts - Level 2	2023	9	14	14	11	19	23	14	14	16	10	10	13	167	18%	167
	2022	9	22	12	9	10	15	12	12	13	7	14	7	142	▲	142
Uncontested Divorce	2023	98	75	96	71	86	95	84	97	79	102	80	72	1,035	1%	1,035
	2022	76	88	111	71	76	99	73	99	78	77	96	81	1,025	▲	1,025

This report reflects data in the case management system. Numbers will update accordingly as reports are refreshed and posted.