

January 2017 -- January 2018 Filings

Dashboard

Court: Chesapeake Circuit

Circuit/Court ID: 1 201550

Start/End Date: Jan-17 / Jan-18

Type of Case: Filings

2017 Average Month: 1,445

2018 Average Month:1,348

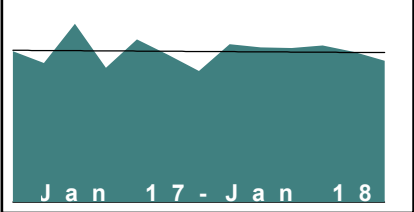
Jan-Jan 2017: 1,440

Jan-Jan 2018 : 1,348

Filings Trending: ▼

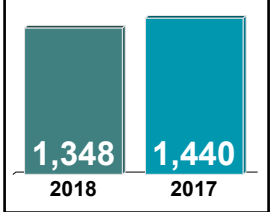
Overall AVG. Month: 1,438

Monthly Filings Summary



Jan 17 - Jan 18

Jan --- Jan Filings



1,348 1,440

2018 2017

Filings by Division																
		Jan	Feb	Mar	Apr	May	Jun	Jul	Aug	Sep	Oct	Nov	Dec	Thru Jan	% Change	Total
Total	2018	1,348	-	-	-	-	-	-	-	-	-	-	-	1,348	-6.4%	1,348
	2017	1,440	1,328	1,702	1,281	1,552	1,408	1,252	1,506	1,477	1,470	1,495	1,434	1,440	▼	17,345
Civil	2018	262	-	-	-	-	-	-	-	-	-	-	-	262	31.7%	262
	2017	199	152	227	190	256	219	258	293	280	294	296	281	199	▲	2,945
Criminal	2018	475	-	-	-	-	-	-	-	-	-	-	-	475	-21.1%	475
	2017	602	585	766	603	774	659	507	617	648	626	573	559	602	▼	7,519
Miscellaneous	2018	489	-	-	-	-	-	-	-	-	-	-	-	489	6.8%	489
	2017	458	478	526	353	364	392	339	420	389	416	506	491	458	▲	5,132
Other	2018	122	-	-	-	-	-	-	-	-	-	-	-	122	-32.6%	122
	2017	181	113	183	135	158	138	148	176	160	134	120	103	181	▼	1,749

Filings by Division & Case Category																	
			Jan	Feb	Mar	Apr	May	Jun	Jul	Aug	Sep	Oct	Nov	Dec	Thru Jan	% Change	Total
Civil	Administrative Law	2018	1	-	-	-	-	-	-	-	-	-	-	-	1	1	1
		2017	-	2	4	-	1	-	-	2	-	2	1	2	0	↔	14
	Contested Divorce	2018	40	-	-	-	-	-	-	-	-	-	-	-	40	66.7%	40
		2017	24	29	36	29	35	41	54	61	59	57	58	65	24	▲	548
	Domestic and Family - Level 1	2018	3	-	-	-	-	-	-	-	-	-	-	-	3	-88.9%	3
		2017	27	16	34	12	32	30	11	17	22	16	23	23	27	▼	263
	Domestic and Family - Level 2	2018	6	-	-	-	-	-	-	-	-	-	-	-	6	-25.0%	6
		2017	8	6	7	12	6	13	5	5	7	7	4	3	8	▼	83
	General Civil - Level 1	2018	4	-	-	-	-	-	-	-	-	-	-	-	4	300.0%	4
		2017	1	-	3	1	6	4	2	2	6	2	1	5	1	▲	33
	General Civil - Level 2	2018	46	-	-	-	-	-	-	-	-	-	-	-	46	17.9%	46
		2017	39	22	33	35	46	23	35	39	36	35	40	36	39	▲	419
	General Civil - Level 3	2018	31	-	-	-	-	-	-	-	-	-	-	-	31	14.8%	31
		2017	27	10	30	27	23	24	23	20	14	25	13	9	27	▲	245
Probates/Wills & Trusts - Level 1	2018	1	-	-	-	-	-	-	-	-	-	-	-	1	1	1	
	2017	-	1	-	-	-	1	-	1	-	-	-	-	0	↔	3	
Probates/Wills & Trusts - Level 2	2018	4	-	-	-	-	-	-	-	-	-	-	-	4	-33.3%	4	
	2017	6	5	8	9	24	7	6	5	4	8	13	5	6	▼	100	
Uncontested Divorce	2018	126	-	-	-	-	-	-	-	-	-	-	-	126	88.1%	126	
	2017	67	61	72	65	83	76	122	141	132	142	143	133	67	▲	1,237	
Criminal	Felonies and Related Matters	2018	322	-	-	-	-	-	-	-	-	-	-	-	322	-30.3%	322
		2017	462	394	537	404	547	465	332	364	465	431	348	361	462	▼	5,110
	Misdemeanor	2018	104	-	-	-	-	-	-	-	-	-	-	-	104	-1.0%	104
		2017	105	146	162	159	169	148	121	191	142	138	177	160	105	▼	1,818
	Other Criminally Related Matters	2018	49	-	-	-	-	-	-	-	-	-	-	-	49	40.0%	49
		2017	35	45	67	40	58	46	54	62	41	57	48	38	35	▲	591
Miscellaneous		2018	489	-	-	-	-	-	-	-	-	-	-	-	489	6.8%	489
		2017	458	478	526	353	364	392	339	420	389	416	506	491	458	▲	5,132
Other		2018	122	-	-	-	-	-	-	-	-	-	-	-	122	-32.6%	122
		2017	181	113	183	135	158	138	148	176	160	134	120	103	181	▼	1,749

January 2017 -- January 2018 Filings

Dashboard

Court: Accomack Circuit

Start/End Date: Jan-17 / Jan-18

2017 Average Month: 142

Jan-Jan 2017: 96

Filings Trending: ▲

Circuit/Court ID: 2 202001

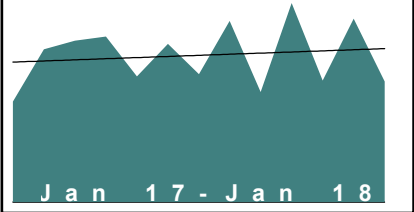
Type of Case: Filings

2018 Average Month:115

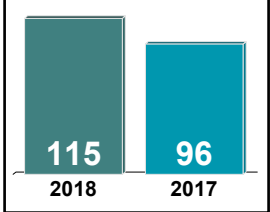
Jan-Jan 2018 : 115

Overall AVG. Month: 140

Monthly Filings Summary



Jan --- Jan Filings



Filings by Division																
		Jan	Feb	Mar	Apr	May	Jun	Jul	Aug	Sep	Oct	Nov	Dec	Thru Jan	% Change	Total
Total	2018	115	-	-	-	-	-	-	-	-	-	-	-	115	19.8%	115
	2017	96	146	154	158	120	151	122	173	105	190	116	175	96	▲	1,706
Civil	2018	14	-	-	-	-	-	-	-	-	-	-	-	14	-22.2%	14
	2017	18	20	31	25	23	36	51	45	14	18	15	41	18	▼	337
Criminal	2018	11	-	-	-	-	-	-	-	-	-	-	-	11	-54.2%	11
	2017	24	66	36	91	49	70	30	53	17	111	31	83	24	▼	661
Miscellaneous	2018	83	-	-	-	-	-	-	-	-	-	-	-	83	66.0%	83
	2017	50	51	73	32	40	36	34	66	71	53	68	46	50	▲	620
Other	2018	7	-	-	-	-	-	-	-	-	-	-	-	7	75.0%	7
	2017	4	9	14	10	8	9	7	9	3	8	2	5	4	▲	88

Filings by Division & Case Category																		
			Jan	Feb	Mar	Apr	May	Jun	Jul	Aug	Sep	Oct	Nov	Dec	Thru Jan	% Change	Total	
Civil	Administrative Law	2018	1	-	-	-	-	-	-	-	-	-	-	-	-	1	1	1
		2017	-	-	-	-	-	-	-	-	-	-	-	-	-	0	↔	0
	Contested Divorce	2018	-	-	-	-	-	-	-	-	-	-	-	-	-	0	-100.0%	0
		2017	2	5	5	-	4	1	5	5	1	1	1	4	2	2	▼	34
	Domestic and Family - Level 1	2018	-	-	-	-	-	-	-	-	-	-	-	-	-	0	-100.0%	0
		2017	2	-	1	5	1	1	2	4	-	-	1	-	2	2	▼	17
	Domestic and Family - Level 2	2018	-	-	-	-	-	-	-	-	-	-	-	-	-	0	-100.0%	0
		2017	2	-	7	2	1	2	-	2	-	1	-	1	2	2	▼	18
	General Civil - Level 1	2018	-	-	-	-	-	-	-	-	-	-	-	-	-	0	-100.0%	0
		2017	2	-	1	1	1	2	4	2	-	-	-	-	2	2	▼	13
	General Civil - Level 2	2018	9	-	-	-	-	-	-	-	-	-	-	-	-	9	12.5%	9
		2017	8	1	7	5	5	16	24	15	1	6	8	19	8	8	▲	115
	General Civil - Level 3	2018	4	-	-	-	-	-	-	-	-	-	-	-	-	4	300.0%	4
		2017	1	3	1	5	4	7	9	11	4	5	2	13	1	1	▲	65
Probates/Wills & Trusts - Level 2	2018	-	-	-	-	-	-	-	-	-	-	-	-	-	0	0	0	
	2017	-	1	-	-	-	2	1	2	-	-	1	-	0	0	↔	7	
Protective Orders	2018	-	-	-	-	-	-	-	-	-	-	-	-	-	0	0	0	
	2017	-	1	-	1	-	-	-	-	-	-	-	-	0	0	↔	2	
Uncontested Divorce	2018	-	-	-	-	-	-	-	-	-	-	-	-	-	0	-100.0%	0	
	2017	1	9	9	6	7	5	6	4	8	5	2	4	1	1	▼	66	
Criminal	Capital Murder	2018	-	-	-	-	-	-	-	-	-	-	-	-	-	0	0	0
		2017	-	1	-	-	-	-	-	-	-	-	-	-	-	0	↔	1
	Felonies and Related Matters	2018	5	-	-	-	-	-	-	-	-	-	-	-	-	5	-54.5%	5
		2017	11	45	9	71	24	62	16	36	11	79	11	68	11	11	▼	443
	Misdemeanor	2018	4	-	-	-	-	-	-	-	-	-	-	-	-	4	-60.0%	4
		2017	10	20	23	20	21	6	9	12	5	26	11	14	10	10	▼	177
	Other Criminally Related Matters	2018	2	-	-	-	-	-	-	-	-	-	-	-	-	2	-33.3%	2
2017		3	-	4	-	4	2	5	5	1	6	9	1	3	3	▼	40	
	Miscellaneous	2018	83	-	-	-	-	-	-	-	-	-	-	-	-	83	66.0%	83
		2017	50	51	73	32	40	36	34	66	71	53	68	46	50	50	▲	620
	Other	2018	7	-	-	-	-	-	-	-	-	-	-	-	-	7	75.0%	7
		2017	4	9	14	10	8	9	7	9	3	8	2	5	4	4	▲	88

January 2017 -- January 2018 Filings

Dashboard

Court: Northampton Circuit

Start/End Date: Jan-17 / Jan-18

2017 Average Month: 99

Jan-Jan 2017: 86

Filings Trending: ▼

Circuit/Court ID: 2 202131

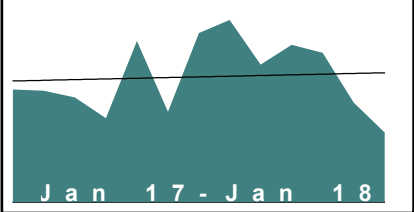
Type of Case: Filings

2018 Average Month:53

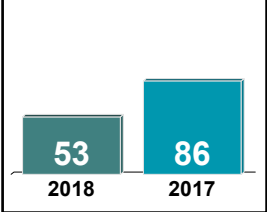
Jan-Jan 2018 : 53

Overall AVG. Month: 96

Monthly Filings Summary



Jan --- Jan Filings



Filings by Division																
		Jan	Feb	Mar	Apr	May	Jun	Jul	Aug	Sep	Oct	Nov	Dec	Thru Jan	% Change	Total
Total	2018	53	-	-	-	-	-	-	-	-	-	-	-	53	-38.4%	53
	2017	86	85	80	64	123	69	129	139	105	120	114	76	86	▼	1,190
Civil	2018	2	-	-	-	-	-	-	-	-	-	-	-	2	-75.0%	2
	2017	8	5	11	13	9	10	23	22	32	11	18	10	8	▼	172
Criminal	2018	23	-	-	-	-	-	-	-	-	-	-	-	23	-64.1%	23
	2017	64	57	43	39	95	49	98	100	62	85	80	46	64	▼	818
Miscellaneous	2018	28	-	-	-	-	-	-	-	-	-	-	-	28	100.0%	28
	2017	14	23	26	12	16	10	8	17	11	24	16	20	14	▲	197
Other	2018	-	-	-	-	-	-	-	-	-	-	-	-	0	0	0
	2017	-	-	-	-	3	-	-	-	-	-	-	-	0	↔	3

Filings by Division & Case Category																		
			Jan	Feb	Mar	Apr	May	Jun	Jul	Aug	Sep	Oct	Nov	Dec	Thru Jan	% Change	Total	
Civil	Administrative Law	2018	-	-	-	-	-	-	-	-	-	-	-	-	-	0	0	0
		2017	-	-	-	-	-	-	-	-	-	-	-	1	-	0	↔	1
	Contested Divorce	2018	-	-	-	-	-	-	-	-	-	-	-	-	-	0	-100.0%	0
		2017	1	-	3	-	1	1	-	2	-	-	2	1	1	1	▼	11
	Domestic and Family - Level 1	2018	-	-	-	-	-	-	-	-	-	-	-	-	-	0	0	0
		2017	-	-	-	-	-	3	1	1	2	-	1	1	0	0	↔	9
	Domestic and Family - Level 2	2018	-	-	-	-	-	-	-	-	-	-	-	-	-	0	0	0
		2017	-	-	-	-	-	-	-	-	1	-	-	-	-	0	↔	1
	General Civil - Level 1	2018	-	-	-	-	-	-	-	-	-	-	-	-	-	0	0	0
		2017	-	-	-	2	-	-	1	-	-	-	1	1	-	0	↔	5
	General Civil - Level 2	2018	1	-	-	-	-	-	-	-	-	-	-	-	-	1	-66.7%	1
		2017	3	2	4	5	3	2	-	4	4	5	3	4	3	3	▼	39
	General Civil - Level 3	2018	-	-	-	-	-	-	-	-	-	-	-	-	-	0	-100.0%	0
		2017	2	-	1	5	3	2	17	10	21	4	6	4	4	2	▼	75
Probates/Wills & Trusts - Level 1	2018	-	-	-	-	-	-	-	-	-	-	-	-	-	0	-100.0%	0	
	2017	1	-	-	-	-	-	-	-	-	-	-	-	-	1	▼	1	
Probates/Wills & Trusts - Level 2	2018	-	-	-	-	-	-	-	-	-	-	-	-	-	0	0	0	
	2017	-	-	-	-	1	1	-	-	-	-	-	-	-	0	↔	2	
Uncontested Divorce	2018	1	-	-	-	-	-	-	-	-	-	-	-	-	1	0.0%	1	
	2017	1	3	3	1	1	1	4	5	4	1	4	-	-	1	↔	28	
Criminal	Felonies and Related Matters	2018	15	-	-	-	-	-	-	-	-	-	-	-	-	15	-61.5%	15
		2017	39	11	13	14	51	14	51	25	21	45	45	10	39	▼	339	
	Misdemeanor	2018	8	-	-	-	-	-	-	-	-	-	-	-	-	8	-68.0%	8
		2017	25	25	26	24	30	29	41	68	32	33	26	30	25	25	▼	389
	Other Criminally Related Matters	2018	-	-	-	-	-	-	-	-	-	-	-	-	-	0	0	0
2017		-	21	4	1	14	6	6	7	9	7	9	6	6	0	↔	90	
Miscellaneous	Miscellaneous	2018	28	-	-	-	-	-	-	-	-	-	-	-	-	28	100.0%	28
		2017	14	23	26	12	16	10	8	17	11	24	16	20	14	▲	197	
Other	Other	2018	-	-	-	-	-	-	-	-	-	-	-	-	-	0	0	0
		2017	-	-	-	-	3	-	-	-	-	-	-	-	-	0	↔	3

January 2017 -- January 2018 Filings

Dashboard

Court: Virginia Beach Circuit

Circuit/Court ID: 2 202810

Start/End Date: Jan-17 / Jan-18

Type of Case: Filings

2017 Average Month: 1,321

2018 Average Month:895

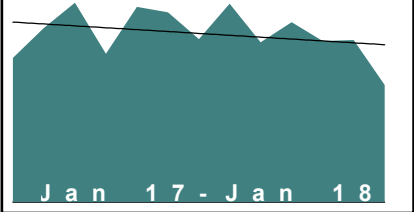
Jan-Jan 2017: 1,102

Jan-Jan 2018 : 895

Filings Trending: ▼

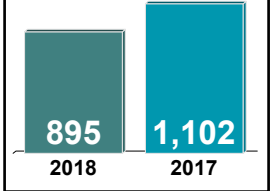
Overall AVG. Month: 1,288

Monthly Filings Summary



Jan 17 - Jan 18

Jan --- Jan Filings



895 1,102

2018 2017

Filings by Division																
		Jan	Feb	Mar	Apr	May	Jun	Jul	Aug	Sep	Oct	Nov	Dec	Thru Jan	% Change	Total
Total	2018	895	-	-	-	-	-	-	-	-	-	-	-	895	-18.8%	895
	2017	1,102	1,330	1,522	1,133	1,492	1,449	1,246	1,514	1,221	1,375	1,231	1,237	1,102	▼	15,852
Civil	2018	308	-	-	-	-	-	-	-	-	-	-	-	308	-5.2%	308
	2017	325	325	447	296	373	411	315	371	335	328	320	336	325	▼	4,182
Criminal	2018	454	-	-	-	-	-	-	-	-	-	-	-	454	-14.7%	454
	2017	532	770	755	627	777	763	702	838	604	791	662	673	532	▼	8,494
Miscellaneous	2018	119	-	-	-	-	-	-	-	-	-	-	-	119	-27.4%	119
	2017	164	160	214	136	223	179	157	217	194	173	161	160	164	▼	2,138
Other	2018	14	-	-	-	-	-	-	-	-	-	-	-	14	-82.7%	14
	2017	81	75	106	74	119	96	72	88	88	83	88	68	81	▼	1,038

Filings by Division & Case Category																
		Jan	Feb	Mar	Apr	May	Jun	Jul	Aug	Sep	Oct	Nov	Dec	Thru Jan	% Change	Total
Civil	Administrative Law	2018	1	-	-	-	-	-	-	-	-	-	-	1	1	1
		2017	-	2	2	2	3	-	-	2	3	4	-	0	↔	18
	Contested Divorce	2018	31	-	-	-	-	-	-	-	-	-	-	31	24.0%	31
		2017	25	31	44	24	40	30	33	38	24	29	34	25	▲	382
	Domestic and Family - Level 1	2018	34	-	-	-	-	-	-	-	-	-	-	34	-30.6%	34
		2017	49	52	52	36	43	52	38	48	37	50	34	49	▼	538
	Domestic and Family - Level 2	2018	13	-	-	-	-	-	-	-	-	-	-	13	18.2%	13
		2017	11	14	32	11	14	20	8	16	13	7	17	4	▲	167
	General Civil - Level 1	2018	2	-	-	-	-	-	-	-	-	-	-	2	-75.0%	2
		2017	8	4	8	2	2	6	3	4	2	1	2	5	▼	47
	General Civil - Level 2	2018	57	-	-	-	-	-	-	-	-	-	-	57	-24.0%	57
		2017	75	73	96	66	74	88	61	80	86	51	73	76	▼	899
	General Civil - Level 3	2018	82	-	-	-	-	-	-	-	-	-	-	82	-1.2%	82
		2017	83	68	96	78	92	122	88	108	87	90	86	94	▼	1,092
	Probates/Wills & Trusts - Level 1	2018	1	-	-	-	-	-	-	-	-	-	-	1	0.0%	1
Criminal		2017	1	-	1	-	1	-	2	2	-	-	1	1	↔	9
	Probates/Wills & Trusts - Level 2	2018	14	-	-	-	-	-	-	-	-	-	-	14	7.7%	14
		2017	13	12	18	5	21	20	14	12	8	19	9	14	▲	165
	Protective Orders	2018	-	-	-	-	-	-	-	-	-	-	-	0	0	0
		2017	-	1	-	-	-	-	1	-	-	-	-	0	↔	2
	Uncontested Divorce	2018	73	-	-	-	-	-	-	-	-	-	-	73	21.7%	73
		2017	60	68	98	72	83	72	70	62	74	78	61	60	▲	863
	Capital Murder	2018	-	-	-	-	-	-	-	-	-	-	-	0	0	0
		2017	-	-	-	-	-	-	-	-	-	-	2	0	↔	2
	Felonies and Related Matters	2018	263	-	-	-	-	-	-	-	-	-	-	263	-15.2%	263
		2017	310	441	402	359	449	447	403	443	340	463	342	310	▼	4,816
	Misdemeanor	2018	177	-	-	-	-	-	-	-	-	-	-	177	-5.9%	177
		2017	188	253	271	214	254	254	243	314	218	258	259	188	▼	2,939
	Other Criminally Related Matters	2018	14	-	-	-	-	-	-	-	-	-	-	14	-58.8%	14
		2017	34	76	82	54	74	62	56	81	46	70	61	34	▼	737
	Miscellaneous	2018	119	-	-	-	-	-	-	-	-	-	-	119	-27.4%	119
		2017	164	160	214	136	223	179	157	217	194	173	161	164	▼	2,138
	Other	2018	14	-	-	-	-	-	-	-	-	-	-	14	-82.7%	14
		2017	81	75	106	74	119	96	72	88	88	83	88	81	▼	1,038

January 2017 -- January 2018 Filings

Dashboard

Court: Portsmouth Circuit

Circuit/Court ID: 3 203740

Start/End Date: Jan-17 / Jan-18

Type of Case: Filings

2017 Average Month: 737

2018 Average Month:669

Jan-Jan 2017: 659

Jan-Jan 2018 : 669

Filings Trending: ↔

Overall AVG. Month: 732

Monthly Filings Summary

Jan 17 - Jan 18

Jan --- Jan Filings

669

2018

659

2017

Filings by Division																
		Jan	Feb	Mar	Apr	May	Jun	Jul	Aug	Sep	Oct	Nov	Dec	Thru Jan	% Change	Total
Total	2018	669	-	-	-	-	-	-	-	-	-	-	-	669	1.5%	669
	2017	659	750	787	725	808	766	653	858	773	704	664	700	659	▲	8,847
Civil	2018	201	-	-	-	-	-	-	-	-	-	-	-	201	47.8%	201
	2017	136	188	172	185	218	165	178	239	195	159	128	228	136	▲	2,191
Criminal	2018	264	-	-	-	-	-	-	-	-	-	-	-	264	2.7%	264
	2017	257	259	311	311	326	291	214	318	338	303	277	240	257	▲	3,445
Miscellaneous	2018	186	-	-	-	-	-	-	-	-	-	-	-	186	-11.4%	186
	2017	210	216	219	179	190	210	189	219	183	207	227	224	210	▼	2,473
Other	2018	18	-	-	-	-	-	-	-	-	-	-	-	18	-67.9%	18
	2017	56	87	85	50	74	100	72	82	57	35	32	8	56	▼	738

Filings by Division & Case Category																		
			Jan	Feb	Mar	Apr	May	Jun	Jul	Aug	Sep	Oct	Nov	Dec	Thru Jan	% Change	Total	
Civil	Administrative Law	2018	-	-	-	-	-	-	-	-	-	-	-	-	-	0	-100.0%	0
		2017	1	-	-	-	1	1	1	3	-	-	-	-	1	1	▼	8
	Contested Divorce	2018	4	-	-	-	-	-	-	-	-	-	-	-	-	4	0.0%	4
		2017	4	11	16	10	9	9	9	8	4	9	8	8	8	4	↔	105
	Domestic and Family - Level 1	2018	8	-	-	-	-	-	-	-	-	-	-	-	-	8	166.7%	8
		2017	3	25	7	7	15	12	9	6	4	12	15	6	3	3	▲	121
	Domestic and Family - Level 2	2018	3	-	-	-	-	-	-	-	-	-	-	-	-	3	0.0%	3
		2017	3	4	4	11	4	5	2	3	3	1	3	2	3	3	↔	45
	General Civil - Level 1	2018	-	-	-	-	-	-	-	-	-	-	-	-	-	0	-100.0%	0
		2017	1	4	3	1	2	3	1	2	3	-	-	-	2	1	▼	22
	General Civil - Level 2	2018	23	-	-	-	-	-	-	-	-	-	-	-	-	23	4.5%	23
		2017	22	29	21	14	28	19	24	25	20	15	15	15	22	22	▲	247
	General Civil - Level 3	2018	144	-	-	-	-	-	-	-	-	-	-	-	-	144	94.6%	144
		2017	74	92	91	114	135	91	111	162	137	92	74	167	74	74	▲	1,340
	Probates/Wills & Trusts - Level 1	2018	-	-	-	-	-	-	-	-	-	-	-	-	-	0	0	0
		2017	-	-	-	-	-	-	-	-	-	1	-	-	-	0	↔	1
Probates/Wills & Trusts - Level 2	2018	1	-	-	-	-	-	-	-	-	-	-	-	-	1	-50.0%	1	
	2017	2	4	4	7	6	3	5	5	7	3	-	2	2	2	▼	48	
Protective Orders	2018	3	-	-	-	-	-	-	-	-	-	-	-	-	3	50.0%	3	
	2017	2	-	1	1	5	2	2	3	2	4	-	-	-	2	▲	22	
Uncontested Divorce	2018	15	-	-	-	-	-	-	-	-	-	-	-	-	15	-37.5%	15	
	2017	24	19	25	20	13	20	14	22	14	23	13	25	24	24	▼	232	
Criminal	Capital Murder	2018	-	-	-	-	-	-	-	-	-	-	-	-	-	0	0	0
		2017	-	-	-	-	-	-	-	-	-	-	-	-	1	0	↔	1
	Felonies and Related Matters	2018	199	-	-	-	-	-	-	-	-	-	-	-	-	199	5.3%	199
		2017	189	164	209	224	207	182	119	208	234	193	188	133	189	189	▲	2,250
	Misdemeanor	2018	56	-	-	-	-	-	-	-	-	-	-	-	-	56	0.0%	56
		2017	56	72	73	72	93	80	65	77	65	79	61	81	56	56	↔	874
	Other Criminally Related Matters	2018	9	-	-	-	-	-	-	-	-	-	-	-	-	9	-25.0%	9
		2017	12	23	29	15	26	29	30	33	39	31	28	25	12	12	▼	320
	Miscellaneous	2018	186	-	-	-	-	-	-	-	-	-	-	-	-	186	-11.4%	186
		2017	210	216	219	179	190	210	189	219	183	207	227	224	210	210	▼	2,473
Other	2018	18	-	-	-	-	-	-	-	-	-	-	-	-	18	-67.9%	18	
	2017	56	87	85	50	74	100	72	82	57	35	32	8	56	56	▼	738	

January 2017 -- January 2018 Filings

Dashboard

Court: Norfolk Circuit

Start/End Date: Jan-17 / Jan-18

2017 Average Month: 1,972

Jan-Jan 2017: 1,588

Filings Trending: ▼

Circuit/Court ID: 4 204710

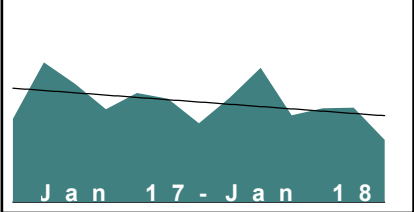
Type of Case: Filings

2018 Average Month:1,187

Jan-Jan 2018 : 1,187

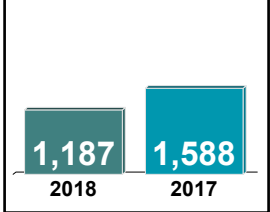
Overall AVG. Month: 1,911

Monthly Filings Summary



Jan 17 - Jan 18

Jan --- Jan Filings



1,187 2018 1,588 2017

Filings by Division																
		Jan	Feb	Mar	Apr	May	Jun	Jul	Aug	Sep	Oct	Nov	Dec	Thru Jan	% Change	Total
Total	2018	1,187	-	-	-	-	-	-	-	-	-	-	-	1,187	-25.3%	1,187
	2017	1,588	2,670	2,257	1,774	2,085	1,974	1,505	1,991	2,563	1,657	1,792	1,803	1,588	▼	23,659
Civil	2018	289	-	-	-	-	-	-	-	-	-	-	-	289	-39.3%	289
	2017	476	668	611	502	477	453	348	384	551	338	290	297	476	▼	5,395
Criminal	2018	341	-	-	-	-	-	-	-	-	-	-	-	341	-25.5%	341
	2017	458	631	803	570	652	630	567	657	615	550	575	716	458	▼	7,424
Miscellaneous	2018	447	-	-	-	-	-	-	-	-	-	-	-	447	-14.7%	447
	2017	524	1,243	698	583	811	669	470	818	1,295	644	785	697	524	▼	9,237
Other	2018	110	-	-	-	-	-	-	-	-	-	-	-	110	-15.4%	110
	2017	130	128	145	119	145	222	120	132	102	125	142	93	130	▼	1,603

Filings by Division & Case Category																		
			Jan	Feb	Mar	Apr	May	Jun	Jul	Aug	Sep	Oct	Nov	Dec	Thru Jan	% Change	Total	
Civil	Administrative Law	2018	1	-	-	-	-	-	-	-	-	-	-	-	-	1	1	1
		2017	-	7	1	3	-	1	2	-	7	3	2	2	0	↔	28	
	Contested Divorce	2018	57	-	-	-	-	-	-	-	-	-	-	-	-	57	-40.0%	57
		2017	95	108	118	105	90	82	70	49	62	49	52	57	95	▼	937	
	Domestic and Family - Level 1	2018	8	-	-	-	-	-	-	-	-	-	-	-	-	8	-74.2%	8
		2017	31	33	37	44	32	44	24	34	43	31	14	20	31	▼	387	
	Domestic and Family - Level 2	2018	10	-	-	-	-	-	-	-	-	-	-	-	-	10	-41.2%	10
		2017	17	38	18	19	17	23	8	20	53	12	6	13	17	▼	244	
	General Civil - Level 1	2018	8	-	-	-	-	-	-	-	-	-	-	-	-	8	166.7%	8
		2017	3	3	7	-	3	9	1	5	3	4	3	6	3	▲	47	
	General Civil - Level 2	2018	69	-	-	-	-	-	-	-	-	-	-	-	-	69	21.1%	69
		2017	57	46	68	43	62	62	48	47	59	44	39	48	57	▲	623	
	General Civil - Level 3	2018	26	-	-	-	-	-	-	-	-	-	-	-	-	26	-51.9%	26
		2017	54	127	61	41	58	33	42	57	149	36	32	27	54	▼	717	
	Probates/Wills & Trusts - Level 1	2018	2	-	-	-	-	-	-	-	-	-	-	-	-	2	2	2
		2017	-	2	-	-	1	-	-	1	4	-	-	1	0	↔	9	
Probates/Wills & Trusts - Level 2	2018	12	-	-	-	-	-	-	-	-	-	-	-	-	12	0.0%	12	
	2017	12	30	20	13	9	13	16	21	45	9	16	12	12	↔	216		
Protective Orders	2018	-	-	-	-	-	-	-	-	-	-	-	-	-	0	0	0	
	2017	-	-	1	1	-	-	-	1	-	5	6	1	0	↔	15		
Uncontested Divorce	2018	96	-	-	-	-	-	-	-	-	-	-	-	-	96	-53.6%	96	
	2017	207	274	280	233	205	186	137	149	126	145	120	110	207	▼	2,172		
Criminal	Felonies and Related Matters	2018	208	-	-	-	-	-	-	-	-	-	-	-	208	-30.7%	208	
		2017	300	417	558	368	460	395	369	402	401	366	388	486	300	▼	4,910	
	Misdemeanor	2018	82	-	-	-	-	-	-	-	-	-	-	-	82	-23.4%	82	
		2017	107	137	147	125	123	150	121	160	147	105	113	144	107	▼	1,579	
	Other Criminally Related Matters	2018	51	-	-	-	-	-	-	-	-	-	-	-	51	0.0%	51	
		2017	51	77	98	77	69	85	77	95	67	79	74	86	51	↔	935	
Miscellaneous		2018	447	-	-	-	-	-	-	-	-	-	-	-	447	-14.7%	447	
		2017	524	1,243	698	583	811	669	470	818	1,295	644	785	697	524	▼	9,237	
Other		2018	110	-	-	-	-	-	-	-	-	-	-	-	110	-15.4%	110	
		2017	130	128	145	119	145	222	120	132	102	125	142	93	130	▼	1,603	

January 2017 -- January 2018 Filings

Dashboard

Court: Isle of Wight Circuit

Start/End Date: Jan-17 / Jan-18

2017 Average Month: 165

Jan-Jan 2017: 153

Filings Trending: ↔

Circuit/Court ID: 5 205093

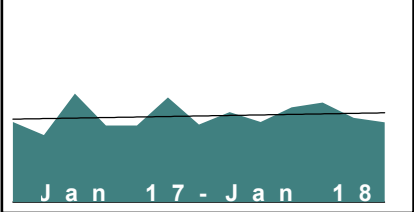
Type of Case: Filings

2018 Average Month:152

Jan-Jan 2018 : 152

Overall AVG. Month: 164

Monthly Filings Summary



Jan 17 - Jan 18

Jan --- Jan Filings

152

2018

153

2017

Filings by Division																
		Jan	Feb	Mar	Apr	May	Jun	Jul	Aug	Sep	Oct	Nov	Dec	Thru Jan	% Change	Total
Total	2018	152	-	-	-	-	-	-	-	-	-	-	-	152	-0.7%	152
	2017	153	128	207	146	146	200	148	172	153	181	190	161	153	▼	1,985
Civil	2018	29	-	-	-	-	-	-	-	-	-	-	-	29	123.1%	29
	2017	13	21	26	20	23	21	30	65	30	26	18	13	13	▲	306
Criminal	2018	22	-	-	-	-	-	-	-	-	-	-	-	22	-47.6%	22
	2017	42	9	87	62	43	93	20	26	43	39	57	48	42	▼	569
Miscellaneous	2018	101	-	-	-	-	-	-	-	-	-	-	-	101	17.4%	101
	2017	86	95	89	54	75	79	83	74	74	101	105	82	86	▲	997
Other	2018	-	-	-	-	-	-	-	-	-	-	-	-	-	0-100.0%	0
	2017	12	3	5	10	5	7	15	7	6	15	10	18	12	▼	113

Filings by Division & Case Category																		
			Jan	Feb	Mar	Apr	May	Jun	Jul	Aug	Sep	Oct	Nov	Dec	Thru Jan	% Change	Total	
Civil	Administrative Law	2018	-	-	-	-	-	-	-	-	-	-	-	-	-	0	0	0
		2017	-	-	-	-	1	-	-	-	-	-	1	-	-	0	↔	2
	Contested Divorce	2018	6	-	-	-	-	-	-	-	-	-	-	-	-	6	100.0%	6
		2017	3	-	2	6	2	2	2	1	3	1	2	3	3	3	▲	27
	Domestic and Family - Level 1	2018	-	-	-	-	-	-	-	-	-	-	-	-	-	0	0	0
		2017	-	1	2	3	2	2	2	3	1	4	1	-	-	0	↔	21
	Domestic and Family - Level 2	2018	1	-	-	-	-	-	-	-	-	-	-	-	-	1	1	1
		2017	-	2	1	2	1	4	2	-	1	3	-	-	2	0	↔	18
	General Civil - Level 1	2018	-	-	-	-	-	-	-	-	-	-	-	-	-	0	0	0
		2017	-	1	-	-	-	-	-	-	1	-	-	-	-	0	↔	2
	General Civil - Level 2	2018	7	-	-	-	-	-	-	-	-	-	-	-	-	7	75.0%	7
		2017	4	5	10	4	6	4	8	46	14	6	7	1	4	4	▲	115
	General Civil - Level 3	2018	6	-	-	-	-	-	-	-	-	-	-	-	-	6	500.0%	6
		2017	1	1	2	1	1	1	6	2	3	2	3	3	3	1	▲	26
Probates/Wills & Trusts - Level 2	2018	-	-	-	-	-	-	-	-	-	-	-	-	-	0	0	0	
	2017	-	1	2	-	1	1	-	2	-	2	-	-	1	0	↔	10	
Protective Orders	2018	-	-	-	-	-	-	-	-	-	-	-	-	-	0	0	0	
	2017	-	-	-	-	-	-	-	1	-	-	-	-	-	0	↔	1	
Uncontested Divorce	2018	9	-	-	-	-	-	-	-	-	-	-	-	-	9	80.0%	9	
	2017	5	10	7	4	9	7	10	9	8	8	4	3	5	5	▲	84	
Criminal	Felonies and Related Matters	2018	17	-	-	-	-	-	-	-	-	-	-	-	17	-50.0%	17	
		2017	34	6	57	45	28	65	15	20	26	25	46	22	34	34	▼	389
	Misdemeanor	2018	1	-	-	-	-	-	-	-	-	-	-	-	-	1	-83.3%	1
		2017	6	1	20	12	4	17	4	2	9	9	6	15	6	6	▼	105
	Other Criminally Related Matters	2018	4	-	-	-	-	-	-	-	-	-	-	-	-	4	100.0%	4
		2017	2	2	10	5	11	11	1	4	8	5	5	11	2	2	▲	75
Miscellaneous	Other	2018	101	-	-	-	-	-	-	-	-	-	-	-	101	17.4%	101	
		2017	86	95	89	54	75	79	83	74	74	101	105	82	86	86	▲	997
Other		2018	-	-	-	-	-	-	-	-	-	-	-	-	0	-100.0%	0	
		2017	12	3	5	10	5	7	15	7	6	15	10	18	12	12	▼	113

January 2017 -- January 2018 Filings

Dashboard

Court: Southampton Circuit

Start/End Date: Jan-17 / Jan-18

2017 Average Month: 162

Jan-Jan 2017: 96

Filings Trending: ▲

Circuit/Court ID: 5 205175

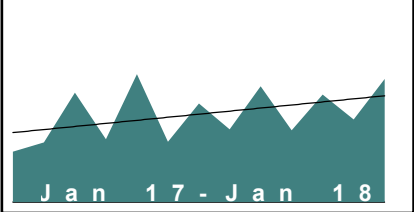
Type of Case: Filings

2018 Average Month:235

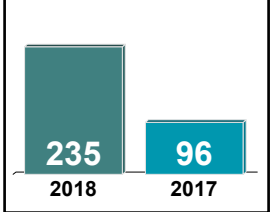
Jan-Jan 2018 : 235

Overall AVG. Month: 168

Monthly Filings Summary



Jan --- Jan Filings



Filings by Division																
		Jan	Feb	Mar	Apr	May	Jun	Jul	Aug	Sep	Oct	Nov	Dec	Thru Jan	% Change	Total
Total	2018	235	-	-	-	-	-	-	-	-	-	-	-	235	144.8%	235
	2017	96	114	209	120	244	115	188	139	221	137	205	158	96	▲	1,946
Civil	2018	19	-	-	-	-	-	-	-	-	-	-	-	19	0.0%	19
	2017	19	14	16	21	23	23	17	16	24	9	12	7	19	↔	201
Criminal	2018	118	-	-	-	-	-	-	-	-	-	-	-	118	321.4%	118
	2017	28	39	122	42	151	53	124	66	143	72	122	62	28	▲	1,024
Miscellaneous	2018	85	-	-	-	-	-	-	-	-	-	-	-	85	88.9%	85
	2017	45	51	56	43	57	31	44	42	39	45	65	69	45	▲	587
Other	2018	13	-	-	-	-	-	-	-	-	-	-	-	13	225.0%	13
	2017	4	10	15	14	13	8	3	15	15	11	6	20	4	▲	134

Filings by Division & Case Category																		
			Jan	Feb	Mar	Apr	May	Jun	Jul	Aug	Sep	Oct	Nov	Dec	Thru Jan	% Change	Total	
Civil	Administrative Law	2018	-	-	-	-	-	-	-	-	-	-	-	-	-	0	0	0
		2017	-	-	-	-	-	-	-	-	-	1	-	-	-	0	↔	1
	Contested Divorce	2018	1	-	-	-	-	-	-	-	-	-	-	-	-	1	-50.0%	1
		2017	2	3	-	4	3	3	1	2	1	1	1	1	1	2	▼	22
	Domestic and Family - Level 1	2018	1	-	-	-	-	-	-	-	-	-	-	-	-	1	-66.7%	1
		2017	3	3	-	1	4	2	1	-	4	-	2	-	-	3	▼	20
	Domestic and Family - Level 2	2018	-	-	-	-	-	3	1	-	-	1	-	-	-	0	-100.0%	0
		2017	1	-	-	-	-	-	-	-	-	-	-	-	-	1	▼	6
	General Civil - Level 1	2018	1	-	-	-	-	-	-	-	-	-	-	-	-	1	1	1
		2017	-	-	1	2	-	-	-	-	-	1	-	-	-	0	↔	4
	General Civil - Level 2	2018	6	-	-	-	-	-	-	-	-	-	-	-	-	6	20.0%	6
		2017	5	3	6	7	3	7	3	3	3	3	1	2	-	5	▲	43
	General Civil - Level 3	2018	3	-	-	-	-	-	-	-	-	-	-	-	-	3	0.0%	3
		2017	3	4	4	2	5	4	7	1	2	-	-	-	2	3	↔	34
Probates/Wills & Trusts - Level 2	2018	-	-	-	-	-	-	-	-	-	-	-	-	-	0	0	0	
	2017	-	-	-	-	-	-	-	-	1	-	-	1	-	0	↔	2	
Protective Orders	2018	-	-	-	-	-	-	-	-	-	-	-	-	-	0	0	0	
	2017	-	-	-	-	-	-	1	-	-	1	-	-	-	0	↔	2	
Uncontested Divorce	2018	7	-	-	-	-	-	-	-	-	-	-	-	-	7	40.0%	7	
	2017	5	1	5	5	5	5	5	9	10	7	6	4	4	5	▲	67	
Criminal	Felonies and Related Matters	2018	68	-	-	-	-	-	-	-	-	-	-	-	-	68	223.8%	68
		2017	21	24	78	27	109	36	95	44	104	41	78	37	21	21	▲	694
	Misdemeanor	2018	18	-	-	-	-	-	-	-	-	-	-	-	-	18	800.0%	18
		2017	2	13	23	8	23	10	18	17	27	22	35	8	2	2	▲	206
	Other Criminally Related Matters	2018	32	-	-	-	-	-	-	-	-	-	-	-	-	32	540.0%	32
		2017	5	2	21	7	19	7	11	5	12	9	9	17	5	5	▲	124
	Miscellaneous	2018	85	-	-	-	-	-	-	-	-	-	-	-	-	85	88.9%	85
		2017	45	51	56	43	57	31	44	42	39	45	65	69	45	45	▲	587
	Other	2018	13	-	-	-	-	-	-	-	-	-	-	-	-	13	225.0%	13
		2017	4	10	15	14	13	8	3	15	15	11	6	20	4	4	▲	134

January 2017 -- January 2018 Filings

Dashboard

Court: Suffolk Circuit

Start/End Date: Jan-17 / Jan-18

2017 Average Month: 484

Jan-Jan 2017: 414

Filings Trending: ▲

Circuit/Court ID: 5 205800


Type of Case: Filings

2018 Average Month:640

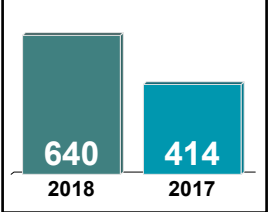
Jan-Jan 2018 : 640

Overall AVG. Month: 496

Monthly Filings Summary



Jan --- Jan Filings



Filings by Division																
		Jan	Feb	Mar	Apr	May	Jun	Jul	Aug	Sep	Oct	Nov	Dec	Thru Jan	% Change	Total
Total	2018	640	-	-	-	-	-	-	-	-	-	-	-	640	54.6%	640
	2017	414	464	500	442	437	380	580	524	614	528	494	436	414	▲	5,813
Civil	2018	58	-	-	-	-	-	-	-	-	-	-	-	58	-15.9%	58
	2017	69	63	80	61	61	62	64	80	70	74	77	65	69	▼	826
Criminal	2018	356	-	-	-	-	-	-	-	-	-	-	-	356	78.9%	356
	2017	199	231	224	250	240	155	333	195	354	247	185	133	199	▲	2,746
Miscellaneous	2018	192	-	-	-	-	-	-	-	-	-	-	-	192	33.3%	192
	2017	144	169	193	126	136	162	135	194	150	161	202	205	144	▲	1,977
Other	2018	34	-	-	-	-	-	-	-	-	-	-	-	34	600.0%	34
	2017	2	1	3	5	-	1	48	55	40	46	30	33	2	▲	264

Filings by Division & Case Category																		
			Jan	Feb	Mar	Apr	May	Jun	Jul	Aug	Sep	Oct	Nov	Dec	Thru Jan	% Change	Total	
Civil	Administrative Law	2018	-	-	-	-	-	-	-	-	-	-	-	-	-	0	0	0
		2017	-	-	-	1	-	-	-	-	1	-	2	-	-	0	↔	4
	Contested Divorce	2018	11	-	-	-	-	-	-	-	-	-	-	-	-	11	0.0%	11
		2017	11	5	9	3	9	8	7	3	7	5	8	9	11	11	↔	84
	Domestic and Family - Level 1	2018	2	-	-	-	-	-	-	-	-	-	-	-	-	2	-66.7%	2
		2017	6	4	-	4	3	5	-	4	4	1	3	3	6	6	▼	37
	Domestic and Family - Level 2	2018	6	-	-	-	-	-	-	-	-	-	-	-	-	6	-45.5%	6
		2017	11	5	11	9	7	3	11	12	5	6	7	8	11	11	▼	95
	General Civil - Level 1	2018	2	-	-	-	-	-	-	-	-	-	-	-	-	2	0.0%	2
		2017	2	1	1	1	1	1	-	1	3	3	-	2	2	2	↔	16
	General Civil - Level 2	2018	12	-	-	-	-	-	-	-	-	-	-	-	-	12	9.1%	12
		2017	11	16	28	15	13	16	15	21	20	27	20	15	11	11	▲	217
	General Civil - Level 3	2018	10	-	-	-	-	-	-	-	-	-	-	-	-	10	0.0%	10
		2017	10	9	4	6	6	8	6	13	9	9	13	9	10	10	↔	102
Probates/Wills & Trusts - Level 1	2018	2	-	-	-	-	-	-	-	-	-	-	-	-	2	2	2	
	2017	-	-	1	-	-	-	2	1	-	-	-	-	-	0	↔	4	
Probates/Wills & Trusts - Level 2	2018	2	-	-	-	-	-	-	-	-	-	-	-	-	2	-33.3%	2	
	2017	3	2	5	-	3	1	3	2	2	1	8	5	3	3	▼	35	
Uncontested Divorce	2018	11	-	-	-	-	-	-	-	-	-	-	-	-	11	-26.7%	11	
	2017	15	21	21	22	19	20	20	23	19	22	16	14	15	15	▼	232	
Criminal	Felonies and Related Matters	2018	286	-	-	-	-	-	-	-	-	-	-	-	286	127.0%	286	
		2017	126	178	139	179	158	107	224	149	240	176	113	93	126	126	▲	1,882
	Misdemeanor	2018	62	-	-	-	-	-	-	-	-	-	-	-	62	-8.8%	62	
		2017	68	49	76	63	75	39	91	41	103	62	52	36	68	68	▼	755
	Other Criminally Related Matters	2018	8	-	-	-	-	-	-	-	-	-	-	-	8	60.0%	8	
		2017	5	4	9	8	7	9	18	5	11	9	20	4	5	5	▲	109
Miscellaneous	Miscellaneous	2018	192	-	-	-	-	-	-	-	-	-	-	-	192	33.3%	192	
		2017	144	169	193	126	136	162	135	194	150	161	202	205	144	144	▲	1,977
Other	Other	2018	34	-	-	-	-	-	-	-	-	-	-	-	34	600.0%	34	
		2017	2	1	3	5	-	1	48	55	40	46	30	33	2	2	▲	264

January 2017 -- January 2018 Filings

Dashboard

Court: Brunswick Circuit

Start/End Date: Jan-17 / Jan-18

2017 Average Month: 91

Jan-Jan 2017: 52

Filings Trending: ▲

Circuit/Court ID: 6 206025

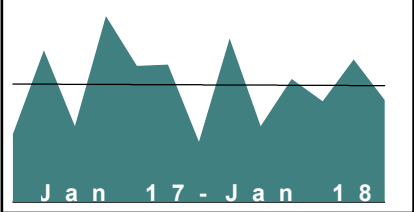
Type of Case: Filings

2018 Average Month:78

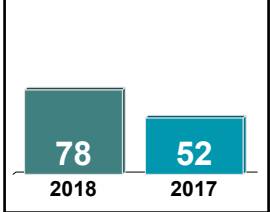
Jan-Jan 2018 : 78

Overall AVG. Month: 90

Monthly Filings Summary



Jan --- Jan Filings



Filings by Division																
		Jan	Feb	Mar	Apr	May	Jun	Jul	Aug	Sep	Oct	Nov	Dec	Thru Jan	% Change	Total
Total	2018	78	-	-	-	-	-	-	-	-	-	-	-	78	50.0%	78
	2017	52	116	58	142	104	105	46	125	58	94	77	109	52	▲	1,086
Civil	2018	5	-	-	-	-	-	-	-	-	-	-	-	5	-50.0%	5
	2017	10	7	17	6	6	5	4	8	5	11	2	6	10	▼	87
Criminal	2018	32	-	-	-	-	-	-	-	-	-	-	-	32	166.7%	32
	2017	12	90	10	111	83	78	5	95	43	64	51	75	12	▲	717
Miscellaneous	2018	41	-	-	-	-	-	-	-	-	-	-	-	41	36.7%	41
	2017	30	19	31	25	15	22	37	22	10	19	24	28	30	▲	282

Filings by Division & Case Category																
		Jan	Feb	Mar	Apr	May	Jun	Jul	Aug	Sep	Oct	Nov	Dec	Thru Jan	% Change	Total
Civil	Administrative Law	2018	1	-	-	-	-	-	-	-	-	-	-	1	1	1
		2017	-	-	-	1	-	-	-	-	-	-	-	0	↔	1
	Contested Divorce	2018	1	-	-	-	-	-	-	-	-	-	-	1	-50.0%	1
		2017	2	1	-	1	-	-	-	-	-	-	-	2	▼	4
	Domestic and Family - Level 1	2018	-	-	-	-	-	-	-	-	-	-	-	0	0	0
		2017	-	1	-	-	-	-	-	1	-	-	1	0	↔	3
	Domestic and Family - Level 2	2018	-	-	-	-	-	-	-	-	-	-	-	0	0	0
		2017	-	1	-	-	-	-	-	-	-	-	1	0	↔	2
	General Civil - Level 1	2018	-	-	-	-	-	-	-	-	-	-	-	0	0	0
		2017	-	-	-	1	-	-	-	-	-	-	1	0	↔	2
	General Civil - Level 2	2018	-	-	-	-	-	-	-	-	-	-	-	0	-100.0%	0
		2017	2	2	6	2	2	3	3	-	5	1	-	2	▼	28
Criminal	General Civil - Level 3	2018	-	-	-	1	2	1	1	1	3	1	-	4	▼	15
		2017	4	-	-	1	2	1	1	1	3	1	-	4	▼	15
	Probates/Wills & Trusts - Level 2	2018	1	-	-	-	-	-	-	1	1	-	-	1	1	1
		2017	-	-	5	-	-	-	1	1	1	-	-	0	↔	8
	Uncontested Divorce	2018	2	-	-	-	-	-	-	-	-	-	-	2	0.0%	2
		2017	2	2	6	-	2	1	3	2	2	-	3	2	↔	24
	Felonies and Related Matters	2018	18	-	-	-	-	-	-	-	-	-	-	18	125.0%	18
		2017	8	46	9	59	51	48	4	68	23	40	45	8	▲	426
	Misdemeanor	2018	10	-	-	-	-	-	-	-	-	-	-	10	150.0%	10
		2017	4	34	1	40	27	24	1	25	14	20	23	4	▲	235
	Other Criminally Related Matters	2018	4	-	-	-	-	-	-	-	-	-	-	4	4	4
		2017	-	10	-	12	5	6	-	2	6	4	3	0	↔	56
Miscellaneous		2018	41	-	-	-	-	-	-	-	-	-	-	41	36.7%	41
		2017	30	19	31	25	15	22	37	22	10	19	24	30	▲	282

January 2017 -- January 2018 Filings

Dashboard

Court: Greenville Circuit

Start/End Date: Jan-17 / Jan-18

2017 Average Month: 94

Jan-Jan 2017: 88

Filings Trending: ▲

Circuit/Court ID: 6 206081

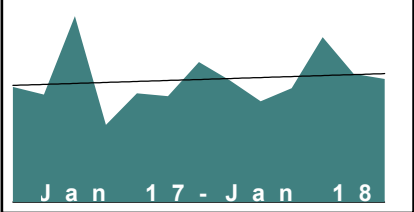
Type of Case: Filings

2018 Average Month:94

Jan-Jan 2018 : 94

Overall AVG. Month: 94

Monthly Filings Summary



Jan --- Jan Filings

94

2018

88

2017

Filings by Division																
		Jan	Feb	Mar	Apr	May	Jun	Jul	Aug	Sep	Oct	Nov	Dec	Thru Jan	% Change	Total
Total	2018	94	-	-	-	-	-	-	-	-	-	-	-	94	6.8%	94
	2017	88	82	142	59	83	81	107	93	77	87	126	98	88	▲	1,123
Civil	2018	16	-	-	-	-	-	-	-	-	-	-	-	16	33.3%	16
	2017	12	13	13	25	21	21	12	17	7	10	13	22	12	▲	186
Criminal	2018	40	-	-	-	-	-	-	-	-	-	-	-	40	-34.4%	40
	2017	61	59	98	25	47	43	66	57	47	43	85	46	61	▼	677
Miscellaneous	2018	30	-	-	-	-	-	-	-	-	-	-	-	30	900.0%	30
	2017	3	3	8	5	4	10	24	18	12	29	21	23	3	▲	160
Other	2018	8	-	-	-	-	-	-	-	-	-	-	-	8	-33.3%	8
	2017	12	7	23	4	11	7	5	1	11	5	7	7	12	▼	100

Filings by Division & Case Category																		
			Jan	Feb	Mar	Apr	May	Jun	Jul	Aug	Sep	Oct	Nov	Dec	Thru Jan	% Change	Total	
Civil	Administrative Law	2018	-	-	-	-	-	-	-	-	-	-	-	-	-	0	-100.0%	0
		2017	1	-	1	1	2	-	-	-	-	-	-	-	-	1	▼	5
	Contested Divorce	2018	2	-	-	-	-	-	-	-	-	-	-	-	-	2	100.0%	2
		2017	1	-	1	2	2	3	1	2	1	2	3	4	1	1	▲	22
	Domestic and Family - Level 1	2018	2	-	-	-	-	-	-	-	-	-	-	-	-	2	2	2
		2017	-	1	4	3	-	-	-	1	1	-	2	2	0	0	↔	14
	Domestic and Family - Level 2	2018	-	-	-	1	1	1	-	-	-	-	-	1	-	0	0	0
		2017	-	-	-	-	-	-	-	-	-	-	-	-	-	0	↔	4
	General Civil - Level 1	2018	-	-	-	2	-	-	-	1	-	-	-	-	-	0	-100.0%	0
		2017	1	-	-	-	-	-	-	1	-	-	-	-	-	1	▼	4
	General Civil - Level 2	2018	4	-	-	-	-	-	-	-	-	-	-	-	-	4	33.3%	4
		2017	3	2	5	3	7	5	4	3	1	2	6	3	3	3	▲	44
General Civil - Level 3	2018	2	-	-	-	-	-	-	-	-	-	-	-	-	2	100.0%	2	
	2017	1	3	-	11	5	10	2	8	2	-	1	10	1	1	▲	53	
Probates/Wills & Trusts - Level 2	2018	1	-	-	-	-	-	-	-	-	-	-	-	-	1	1	1	
	2017	-	-	-	-	1	1	2	1	-	1	-	-	-	0	↔	6	
Uncontested Divorce	2018	5	-	-	-	-	-	-	-	-	-	-	-	-	5	0.0%	5	
	2017	5	7	2	2	3	1	2	2	2	5	-	3	5	5	↔	34	
Criminal	Capital Murder	2018	-	-	-	-	-	-	-	-	-	-	-	-	-	0	0	0
		2017	-	-	-	-	-	-	5	-	-	-	-	-	-	0	↔	5
	Felonies and Related Matters	2018	26	-	-	-	-	-	-	-	-	-	-	-	-	26	-48.0%	26
		2017	50	37	67	14	29	32	45	29	32	24	43	39	50	50	▼	441
	Misdemeanor	2018	14	-	-	-	-	-	-	-	-	-	-	-	-	14	55.6%	14
		2017	9	21	29	9	17	9	14	24	13	13	34	6	9	9	▲	198
	Other Criminally Related Matters	2018	-	-	-	-	-	-	-	-	-	-	-	-	-	0	-100.0%	0
		2017	2	1	2	2	1	2	2	4	2	6	8	1	2	2	▼	33
	Miscellaneous	2018	30	-	-	-	-	-	-	-	-	-	-	-	-	30	900.0%	30
		2017	3	3	8	5	4	10	24	18	12	29	21	23	3	3	▲	160
	Other	2018	8	-	-	-	-	-	-	-	-	-	-	-	-	8	-33.3%	8
		2017	12	7	23	4	11	7	5	1	11	5	7	7	12	12	▼	100

January 2017 -- January 2018 Filings

Dashboard

Court: Prince George Circuit

Circuit/Court ID: 6 206149

Start/End Date: Jan-17 / Jan-18

Type of Case: Filings

2017 Average Month: 167

2018 Average Month:179


Jan-Jan 2017: 159

Jan-Jan 2018 : 179

Filings Trending: ▲

Overall AVG. Month: 168

Monthly Filings Summary



Jan --- Jan Filings

179

159

2018

2017

Filings by Division																
		Jan	Feb	Mar	Apr	May	Jun	Jul	Aug	Sep	Oct	Nov	Dec	Thru Jan	% Change	Total
Total	2018	179	-	-	-	-	-	-	-	-	-	-	-	179	12.6%	179
	2017	159	156	244	153	203	193	112	129	147	173	174	162	159	▲	2,005
Civil	2018	13	-	-	-	-	-	-	-	-	-	-	-	13	-23.5%	13
	2017	17	14	33	26	39	28	16	24	26	30	16	16	17	▼	285
Criminal	2018	44	-	-	-	-	-	-	-	-	-	-	-	44	-24.1%	44
	2017	58	70	127	50	87	102	32	31	59	58	61	55	58	▼	790
Miscellaneous	2018	121	-	-	-	-	-	-	-	-	-	-	-	121	45.8%	121
	2017	83	71	83	77	77	61	62	74	61	84	96	90	83	▲	919
Other	2018	1	-	-	-	-	-	-	-	-	-	-	-	1	0.0%	1
	2017	1	1	1	-	-	2	2	-	1	1	1	1	1	↔	11

Filings by Division & Case Category																
		Jan	Feb	Mar	Apr	May	Jun	Jul	Aug	Sep	Oct	Nov	Dec	Thru Jan	% Change	Total
Civil	Administrative Law	2018	1	-	-	-	-	-	-	-	-	-	-	1	1	1
		2017	-	-	1	2	-	1	-	1	1	-	-	0	↔	6
	Contested Divorce	2018	1	-	-	-	-	-	-	-	-	-	-	1	-66.7%	1
		2017	3	2	8	2	8	8	4	3	-	1	3	3	▼	43
	Domestic and Family - Level 1	2018	-	-	-	-	-	-	-	-	-	-	-	0	-100.0%	0
		2017	7	1	4	2	11	1	1	5	1	13	2	7	▼	53
	Domestic and Family - Level 2	2018	-	-	-	-	-	-	-	-	-	-	-	0	0	0
		2017	-	1	-	-	2	4	-	3	-	3	1	0	↔	15
	General Civil - Level 1	2018	-	-	-	-	-	-	-	-	-	-	-	0	0	0
		2017	-	-	-	-	-	-	-	-	-	-	1	0	↔	1
	General Civil - Level 2	2018	4	-	-	-	-	-	-	-	-	-	-	4	300.0%	4
		2017	1	3	4	1	4	3	1	2	8	3	3	1	▲	36
	General Civil - Level 3	2018	1	-	-	-	-	-	-	-	-	-	-	1	0.0%	1
		2017	1	1	1	5	1	4	-	2	5	2	1	1	↔	23
Criminal	Probates/Wills & Trusts - Level 1	2018	-	-	-	-	-	-	-	-	-	-	-	0	0	0
		2017	-	-	-	-	-	-	-	-	-	1	-	0	↔	1
	Probates/Wills & Trusts - Level 2	2018	-	-	-	-	-	-	-	-	-	-	-	0	-100.0%	0
		2017	1	-	-	1	1	2	2	2	-	1	-	1	▼	10
	Protective Orders	2018	-	-	-	-	-	-	-	-	-	-	-	0	0	0
		2017	-	-	-	-	-	-	-	-	-	1	-	0	↔	1
	Uncontested Divorce	2018	6	-	-	-	-	-	-	-	-	-	-	6	50.0%	6
		2017	4	6	15	13	12	5	8	7	11	6	4	4	▲	96
	Felonies and Related Matters	2018	40	-	-	-	-	-	-	-	-	-	-	40	33.3%	40
		2017	30	51	113	30	55	81	24	26	40	39	45	30	▲	561
Miscellaneous	Misdemeanor	2018	2	-	-	-	-	-	-	-	-	-	-	2	-92.6%	2
		2017	27	13	12	16	29	19	5	3	18	18	21	27	▼	194
	Other Criminally Related Matters	2018	2	-	-	-	-	-	-	-	-	-	-	2	100.0%	2
		2017	1	6	2	4	3	2	3	2	1	1	3	1	▲	35
Other	Miscellaneous	2018	121	-	-	-	-	-	-	-	-	-	-	121	45.8%	121
		2017	83	71	83	77	77	61	62	74	61	84	96	83	▲	919
	Other	2018	1	-	-	-	-	-	-	-	-	-	-	1	0.0%	1
		2017	1	1	1	-	-	2	2	-	1	1	1	1	↔	11

January 2017 -- January 2018 Filings

Dashboard

Court: Surry Circuit

Start/End Date: Jan-17 / Jan-18

2017 Average Month: 23

Jan-Jan 2017: 38

Filings Trending: ▼

Circuit/Court ID: 6 206181

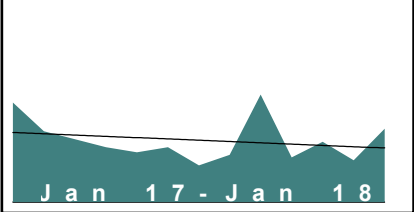
Type of Case: Filings

2018 Average Month:28

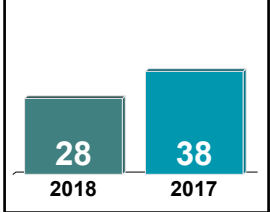
Jan-Jan 2018 : 28

Overall AVG. Month: 24

Monthly Filings Summary



Jan --- Jan Filings



Filings by Division																
		Jan	Feb	Mar	Apr	May	Jun	Jul	Aug	Sep	Oct	Nov	Dec	Thru Jan	% Change	Total
Total	2018	28	-	-	-	-	-	-	-	-	-	-	-	28	-26.3%	28
	2017	38	27	24	21	19	21	14	18	41	17	23	16	38	▼	279
Civil	2018	7	-	-	-	-	-	-	-	-	-	-	-	7	40.0%	7
	2017	5	4	5	4	1	2	3	6	6	2	3	1	5	▲	42
Criminal	2018	-	-	-	-	-	-	-	-	-	-	-	-	0	-100.0%	0
	2017	10	1	1	3	5	4	-	-	11	-	3	1	10	▼	39
Miscellaneous	2018	21	-	-	-	-	-	-	-	-	-	-	-	21	-8.7%	21
	2017	23	22	18	14	13	15	10	12	24	15	17	14	23	▼	197
Other	2018	-	-	-	-	-	-	-	-	-	-	-	-	0	0	0
	2017	-	-	-	-	-	-	1	-	-	-	-	-	0	↔	1

Filings by Division & Case Category																		
			Jan	Feb	Mar	Apr	May	Jun	Jul	Aug	Sep	Oct	Nov	Dec	Thru Jan	% Change	Total	
Civil	Administrative Law	2018	1	-	-	-	-	-	-	-	-	-	-	-	-	1	0.0%	1
		2017	1	-	-	-	-	-	-	-	-	-	-	-	-	1	↔	1
	Contested Divorce	2018	1	-	-	-	-	-	-	-	-	-	-	-	-	1	0.0%	1
		2017	1	-	-	2	-	-	-	2	-	-	-	-	-	1	↔	5
	Domestic and Family - Level 1	2018	-	-	-	-	-	-	-	-	-	-	-	-	-	0	0	0
		2017	-	-	2	-	-	-	-	-	-	-	-	-	-	0	↔	2
	Domestic and Family - Level 2	2018	-	-	-	-	-	-	-	-	-	-	-	-	-	0	0	0
		2017	-	-	-	-	-	-	-	-	-	1	-	-	-	0	↔	1
	General Civil - Level 1	2018	-	-	-	-	-	-	-	-	-	-	-	-	-	0	0	0
		2017	-	-	-	-	-	-	-	1	-	-	-	-	-	0	↔	1
	General Civil - Level 2	2018	-	-	-	-	-	-	-	-	-	-	-	-	-	0	-100.0%	0
		2017	2	2	1	1	-	1	1	-	2	-	-	1	-	2	▼	11
	General Civil - Level 3	2018	4	-	-	-	-	-	-	-	-	-	-	-	-	4	4	4
		2017	-	1	-	-	-	-	-	1	3	1	1	1	1	0	↔	9
Probates/Wills & Trusts - Level 2	2018	-	-	-	-	-	-	-	-	-	-	-	-	-	0	0	0	
	2017	-	-	-	-	-	-	-	-	-	1	-	1	-	0	↔	2	
Uncontested Divorce	2018	1	-	-	-	-	-	-	-	-	-	-	-	-	1	0.0%	1	
	2017	1	1	2	1	1	1	1	-	2	-	-	-	-	1	↔	10	
Criminal	Felonies and Related Matters	2018	-	-	-	-	-	-	-	-	-	-	-	-	-	0	-100.0%	0
		2017	8	1	1	3	5	2	-	-	10	-	3	1	8	▼	34	
	Misdemeanor	2018	-	-	-	-	-	-	-	-	-	-	-	-	-	0	-100.0%	0
		2017	1	-	-	-	-	2	-	-	-	1	-	-	-	1	▼	4
	Other Criminally Related Matters	2018	-	-	-	-	-	-	-	-	-	-	-	-	-	0	-100.0%	0
		2017	1	-	-	-	-	-	-	-	-	-	-	-	-	1	▼	1
Miscellaneous	2018	21	-	-	-	-	-	-	-	-	-	-	-	-	21	-8.7%	21	
	2017	23	22	18	14	13	15	10	12	24	15	17	14	23	▼	197		
Other	2018	-	-	-	-	-	-	-	-	-	-	-	-	-	0	0	0	
	2017	-	-	-	-	-	-	1	-	-	-	-	-	-	0	↔	1	

January 2017 -- January 2018 Filings

Dashboard

Court: Sussex Circuit

Start/End Date: Jan-17 / Jan-18

2017 Average Month: 50

Jan-Jan 2017: 25

Filings Trending: ▲

Circuit/Court ID: 6 206183

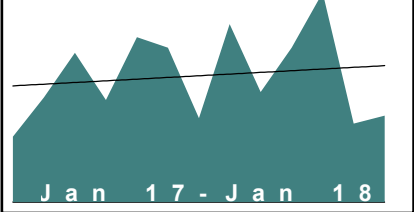
Type of Case: Filings

2018 Average Month:33

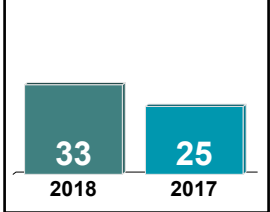
Jan-Jan 2018 : 33

Overall AVG. Month: 48

Monthly Filings Summary



Jan --- Jan Filings



Filings by Division																
		Jan	Feb	Mar	Apr	May	Jun	Jul	Aug	Sep	Oct	Nov	Dec	Thru Jan	% Change	Total
Total	2018	33	-	-	-	-	-	-	-	-	-	-	-	33	32.0%	33
	2017	25	40	57	39	63	59	32	68	42	59	80	30	25	▲	594
Civil	2018	6	-	-	-	-	-	-	-	-	-	-	-	6	20.0%	6
	2017	5	10	4	3	1	2	7	6	4	5	6	3	5	▲	56
Criminal	2018	14	-	-	-	-	-	-	-	-	-	-	-	14	16.7%	14
	2017	12	14	28	20	39	34	17	33	21	38	44	12	12	▲	312
Miscellaneous	2018	12	-	-	-	-	-	-	-	-	-	-	-	12	50.0%	12
	2017	8	16	25	16	23	23	8	29	17	16	30	15	8	▲	226
Other	2018	1	-	-	-	-	-	-	-	-	-	-	-	1	1	1
	2017	-	-	-	-	-	-	-	-	-	-	-	-	0	↔	0

Filings by Division & Case Category																		
			Jan	Feb	Mar	Apr	May	Jun	Jul	Aug	Sep	Oct	Nov	Dec	Thru Jan	% Change	Total	
Civil	Administrative Law	2018	-	-	-	-	-	-	-	-	-	-	-	-	-	0	0	0
		2017	-	-	-	1	-	-	-	-	1	1	-	-	-	0	↔	3
	Contested Divorce	2018	1	-	-	-	-	-	-	-	-	-	-	-	-	1	0.0%	1
		2017	1	-	-	-	-	-	-	-	-	1	1	1	1	1	↔	4
	Domestic and Family - Level 1	2018	-	-	-	-	-	-	-	-	-	-	-	-	-	0	0	0
		2017	-	-	-	-	1	-	-	-	-	-	-	1	-	0	↔	2
	Domestic and Family - Level 2	2018	-	-	-	-	-	-	-	-	-	-	-	-	-	0	0	0
		2017	-	-	-	-	-	-	4	-	-	-	-	-	-	0	↔	4
	General Civil - Level 1	2018	1	-	-	-	-	-	-	-	-	-	-	-	-	1	0.0%	1
		2017	1	-	-	-	-	-	-	-	-	-	-	-	-	1	↔	1
	General Civil - Level 2	2018	1	-	-	-	-	-	-	-	-	-	-	-	-	1	0.0%	1
		2017	1	3	2	1	-	2	1	2	1	2	2	2	-	1	↔	17
General Civil - Level 3	2018	-	-	-	-	-	-	-	-	-	-	-	-	-	0	-100.0%	0	
	2017	1	2	1	1	-	-	2	1	1	1	1	1	2	1	▼	13	
Probates/Wills & Trusts - Level 2	2018	3	-	-	-	-	-	-	-	-	-	-	-	-	3	3	3	
	2017	-	-	1	-	-	-	-	-	-	-	-	1	-	0	↔	2	
Uncontested Divorce	2018	-	-	-	-	-	-	-	-	-	-	-	-	-	0	-100.0%	0	
	2017	1	5	-	-	-	-	-	-	3	1	-	-	-	1	▼	10	
Criminal	Felonies and Related Matters	2018	8	-	-	-	-	-	-	-	-	-	-	-	8	0.0%	8	
		2017	8	5	19	10	26	21	10	15	12	26	25	5	8	↔	182	
	Misdemeanor	2018	3	-	-	-	-	-	-	-	-	-	-	-	3	-25.0%	3	
		2017	4	6	8	5	12	10	4	16	5	11	16	6	4	▼	103	
	Other Criminally Related Matters	2018	3	-	-	-	-	-	-	-	-	-	-	-	3	3	3	
		2017	-	3	1	5	1	3	3	2	4	1	3	1	0	↔	27	
Miscellaneous		2018	12	-	-	-	-	-	-	-	-	-	-	-	12	50.0%	12	
		2017	8	16	25	16	23	23	8	29	17	16	30	15	8	▲	226	
Other		2018	1	-	-	-	-	-	-	-	-	-	-	-	1	1	1	
		2017	-	-	-	-	-	-	-	-	-	-	-	-	0	↔	0	

January 2017 -- January 2018 Filings

Dashboard

Court: Hopewell Circuit

Start/End Date: Jan-17 / Jan-18

2017 Average Month: 122

Jan-Jan 2017: 83

Filings Trending: ▲

Circuit/Court ID: 6 206670


Type of Case: Filings

2018 Average Month:103

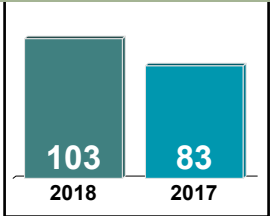
Jan-Jan 2018 : 103

Overall AVG. Month: 120

Monthly Filings Summary



Jan --- Jan Filings



Filings by Division																
		Jan	Feb	Mar	Apr	May	Jun	Jul	Aug	Sep	Oct	Nov	Dec	Thru Jan	% Change	Total
Total	2018	103	-	-	-	-	-	-	-	-	-	-	-	103	24.1%	103
	2017	83	123	160	134	129	134	88	112	116	139	152	93	83	▲	1,463
Civil	2018	12	-	-	-	-	-	-	-	-	-	-	-	12	-33.3%	12
	2017	18	20	20	23	11	19	18	22	20	15	18	14	18	▼	218
Criminal	2018	54	-	-	-	-	-	-	-	-	-	-	-	54	58.8%	54
	2017	34	68	81	69	93	90	44	61	74	87	101	53	34	▲	855
Miscellaneous	2018	37	-	-	-	-	-	-	-	-	-	-	-	37	23.3%	37
	2017	30	35	59	41	25	25	25	29	22	37	33	26	30	▲	387
Other	2018	-	-	-	-	-	-	-	-	-	-	-	-	0	-100.0%	0
	2017	1	-	-	1	-	-	1	-	-	-	-	-	1	▼	3

Filings by Division & Case Category																
		Jan	Feb	Mar	Apr	May	Jun	Jul	Aug	Sep	Oct	Nov	Dec	Thru Jan	% Change	Total
Civil	Administrative Law	2018	-	-	-	-	-	-	-	-	-	-	-	0	0	0
		2017	-	-	-	-	1	-	-	-	-	-	-	0	↔	1
	Contested Divorce	2018	-	-	-	-	-	-	-	-	-	-	-	0	-100.0%	0
		2017	1	2	3	3	2	-	-	1	-	2	2	1	▼	16
	Domestic and Family - Level 1	2018	1	-	-	-	-	-	-	-	-	-	-	1	-75.0%	1
		2017	4	1	4	7	3	4	2	6	-	2	1	4	▼	34
	Domestic and Family - Level 2	2018	-	-	-	-	-	-	-	-	-	-	-	0	0	0
		2017	-	-	1	2	1	2	1	-	-	-	1	0	↔	8
	General Civil - Level 1	2018	-	-	-	-	-	-	-	-	-	-	-	0	-100.0%	0
		2017	2	1	-	-	-	-	-	-	-	-	-	2	▼	3
	General Civil - Level 2	2018	6	-	-	-	-	-	-	-	-	-	-	6	100.0%	6
		2017	3	5	2	-	2	5	4	7	4	2	2	3	▲	41
	General Civil - Level 3	2018	1	-	-	-	-	-	-	-	-	-	-	1	-50.0%	1
		2017	2	7	3	1	2	4	2	4	3	1	7	2	▼	38
Criminal	Probates/Wills & Trusts - Level 2	2018	-	-	-	-	-	-	-	-	-	-	-	0	-100.0%	0
		2017	1	1	-	-	1	-	4	1	-	-	3	1	▼	11
	Protective Orders	2018	-	-	-	-	-	-	-	-	-	-	-	0	0	0
		2017	-	-	1	1	1	1	2	1	-	-	-	0	↔	7
	Uncontested Divorce	2018	4	-	-	-	-	-	-	-	-	-	-	4	-20.0%	4
		2017	5	3	6	9	2	4	6	5	1	10	5	3	▼	59
	Capital Murder	2018	2	-	-	-	-	-	-	-	-	-	-	2	2	2
		2017	-	-	-	2	-	-	-	-	-	-	-	0	↔	2
	Felonies and Related Matters	2018	41	-	-	-	-	-	-	-	-	-	-	41	115.8%	41
		2017	19	50	48	46	59	70	31	39	60	49	73	19	▲	584
	Misdemeanor	2018	10	-	-	-	-	-	-	-	-	-	-	10	-16.7%	10
		2017	12	16	33	21	32	19	13	21	14	37	28	12	▼	257
	Other Criminally Related Matters	2018	1	-	-	-	-	-	-	-	-	-	-	1	-66.7%	1
		2017	3	2	-	-	2	1	-	1	-	1	-	3	▼	12
Miscellaneous		2018	37	-	-	-	-	-	-	-	-	-	-	37	23.3%	37
		2017	30	35	59	41	25	25	25	29	22	37	33	30	▲	387
Other		2018	-	-	-	-	-	-	-	-	-	-	-	0	-100.0%	0
		2017	1	-	-	1	-	1	-	-	-	-	-	1	▼	3

January 2017 -- January 2018 Filings

Dashboard

Court: Newport News Circuit

Start/End Date: Jan-17 / Jan-18

2017 Average Month: 771

Jan-Jan 2017: 628

Filings Trending: ▲

Circuit/Court ID: 7 207700

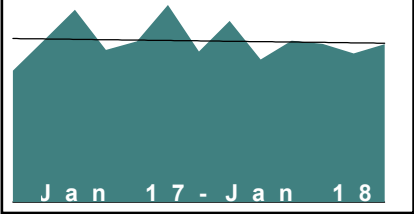
Type of Case: Filings

2018 Average Month:753

Jan-Jan 2018 : 753

Overall AVG. Month: 770

Monthly Filings Summary



Jan --- Jan Filings

753

2018

628

2017

Filings by Division																
		Jan	Feb	Mar	Apr	May	Jun	Jul	Aug	Sep	Oct	Nov	Dec	Thru Jan	% Change	Total
Total	2018	753	-	-	-	-	-	-	-	-	-	-	-	753	19.9%	753
	2017	628	772	918	726	768	941	719	865	680	770	755	709	628	▲	9,251
Civil	2018	132	-	-	-	-	-	-	-	-	-	-	-	132	0.8%	132
	2017	131	156	175	176	175	156	148	180	148	149	135	136	131	▲	1,865
Criminal	2018	346	-	-	-	-	-	-	-	-	-	-	-	346	32.1%	346
	2017	262	328	382	313	329	492	376	392	300	341	361	325	262	▲	4,201
Miscellaneous	2018	252	-	-	-	-	-	-	-	-	-	-	-	252	27.9%	252
	2017	197	262	330	202	213	239	169	251	196	237	230	219	197	▲	2,745
Other	2018	23	-	-	-	-	-	-	-	-	-	-	-	23	-39.5%	23
	2017	38	26	31	35	51	54	26	42	36	43	29	29	38	▼	440

Filings by Division & Case Category																		
			Jan	Feb	Mar	Apr	May	Jun	Jul	Aug	Sep	Oct	Nov	Dec	Thru Jan	% Change	Total	
Civil	Administrative Law	2018	1	-	-	-	-	-	-	-	-	-	-	-	-	1	0.0%	1
		2017	1	-	-	-	-	-	-	-	1	-	-	-	-	1	↔	2
	Contested Divorce	2018	13	-	-	-	-	-	-	-	-	-	-	-	-	13	0.0%	13
		2017	13	23	22	17	15	16	15	18	17	24	12	17	13	13	↔	209
	Domestic and Family - Level 1	2018	10	-	-	-	-	-	-	-	-	-	-	-	-	10	150.0%	10
		2017	4	19	16	22	23	20	37	31	16	11	13	20	4	4	▲	232
	Domestic and Family - Level 2	2018	2	-	-	-	-	-	-	-	-	-	-	-	-	2	-60.0%	2
		2017	5	3	2	5	13	6	2	5	7	1	2	3	5	5	▼	54
	General Civil - Level 1	2018	4	-	-	-	-	-	-	-	-	-	-	-	-	4	-42.9%	4
		2017	7	5	8	44	12	5	5	7	7	5	8	2	7	7	▼	115
	General Civil - Level 2	2018	40	-	-	-	-	-	-	-	-	-	-	-	-	40	0.0%	40
		2017	40	36	30	25	39	55	31	38	33	32	25	29	40	40	↔	413
	General Civil - Level 3	2018	24	-	-	-	-	-	-	-	-	-	-	-	-	24	9.1%	24
		2017	22	27	27	27	22	11	24	36	28	33	28	23	22	22	▲	308
	Probates/Wills & Trusts - Level 1	2018	1	-	-	-	-	-	-	-	-	-	-	-	-	1	1	1
2017		-	-	-	-	-	-	-	-	-	-	-	-	-	0	↔	0	
Probates/Wills & Trusts - Level 2	2018	-	-	-	-	-	-	-	-	-	-	-	-	-	0	-100.0%	0	
	2017	2	-	-	-	1	1	-	1	-	1	1	1	2	2	▼	8	
Protective Orders	2018	4	-	-	-	-	-	-	-	-	-	-	-	-	4	-33.3%	4	
	2017	6	2	5	4	6	2	5	6	-	4	3	3	6	6	▼	46	
Uncontested Divorce	2018	33	-	-	-	-	-	-	-	-	-	-	-	-	33	6.5%	33	
	2017	31	41	65	32	44	40	29	37	40	38	43	38	31	31	▲	478	
Criminal	Felonies and Related Matters	2018	205	-	-	-	-	-	-	-	-	-	-	-	205	25.8%	205	
		2017	163	171	237	182	218	286	239	194	166	192	212	177	163	163	▲	2,437
	Misdemeanor	2018	79	-	-	-	-	-	-	-	-	-	-	-	79	64.6%	79	
		2017	48	78	87	77	53	110	90	113	64	88	84	80	48	48	▲	972
	Other Criminally Related Matters	2018	62	-	-	-	-	-	-	-	-	-	-	-	62	21.6%	62	
		2017	51	79	58	54	58	96	47	85	70	61	65	68	51	51	▲	792
	Miscellaneous	2018	252	-	-	-	-	-	-	-	-	-	-	-	252	27.9%	252	
		2017	197	262	330	202	213	239	169	251	196	237	230	219	197	197	▲	2,745
	Other	2018	23	-	-	-	-	-	-	-	-	-	-	-	23	23	-39.5%	23
		2017	38	26	31	35	51	54	26	42	36	43	29	29	38	38	▼	440

January 2017 -- January 2018 Filings

Dashboard

Court: Hampton Circuit

Start/End Date: Jan-17 / Jan-18

2017 Average Month: 730

Jan-Jan 2017: 597

Filings Trending: ↔

Circuit/Court ID: 8 208650

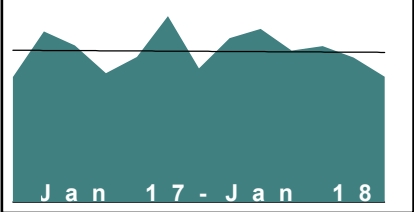
Type of Case: Filings

2018 Average Month:598

Jan-Jan 2018 : 598

Overall AVG. Month: 720

Monthly Filings Summary



Jan 17 - Jan 18

Jan --- Jan Filings

598

2018

597

2017

Filings by Division																
		Jan	Feb	Mar	Apr	May	Jun	Jul	Aug	Sep	Oct	Nov	Dec	Thru Jan	% Change	Total
Total	2018	598	-	-	-	-	-	-	-	-	-	-	-	598	0.2%	598
	2017	597	815	748	615	692	888	638	783	826	723	744	689	597	▲	8,758
Civil	2018	98	-	-	-	-	-	-	-	-	-	-	-	98	10.1%	98
	2017	89	121	121	113	133	124	111	128	129	118	128	98	89	▲	1,413
Criminal	2018	242	-	-	-	-	-	-	-	-	-	-	-	242	-14.8%	242
	2017	284	430	323	270	323	531	300	401	442	319	353	326	284	▼	4,302
Miscellaneous	2018	208	-	-	-	-	-	-	-	-	-	-	-	208	11.2%	208
	2017	187	215	258	186	193	181	190	194	205	225	226	227	187	▲	2,487
Other	2018	50	-	-	-	-	-	-	-	-	-	-	-	50	35.1%	50
	2017	37	49	46	46	43	52	37	60	50	61	37	38	37	▲	556

Filings by Division & Case Category																
		Jan	Feb	Mar	Apr	May	Jun	Jul	Aug	Sep	Oct	Nov	Dec	Thru Jan	% Change	Total
Civil	Administrative Law	2018	1	-	-	-	-	-	-	-	-	-	-	1	1	1
		2017	-	1	-	-	2	1	1	-	-	1	-	0	↔	6
	Contested Divorce	2018	9	-	-	-	-	-	-	-	-	-	-	9	12.5%	9
		2017	8	17	18	19	16	17	21	14	14	11	10	8	▲	181
	Domestic and Family - Level 1	2018	11	-	-	-	-	-	-	-	-	-	-	11	22.2%	11
		2017	9	13	18	17	17	15	9	39	10	41	12	9	▲	219
	Domestic and Family - Level 2	2018	2	-	-	-	-	-	-	-	-	-	-	2	100.0%	2
		2017	1	9	6	4	2	3	3	6	5	3	-	1	▲	45
	General Civil - Level 1	2018	2	-	-	-	-	-	-	-	-	-	-	2	-33.3%	2
		2017	3	1	1	1	4	1	1	-	1	2	-	3	▼	16
	General Civil - Level 2	2018	25	-	-	-	-	-	-	-	-	-	-	25	-13.8%	25
		2017	29	26	30	17	23	33	28	26	20	16	28	29	▼	309
	General Civil - Level 3	2018	11	-	-	-	-	-	-	-	-	-	-	11	10.0%	11
		2017	10	7	9	8	20	17	9	12	8	19	21	10	▲	152
Criminal	Probates/Wills & Trusts - Level 1	2018	-	-	-	-	-	-	-	-	-	-	-	0	0	0
		2017	-	-	-	1	-	2	-	3	2	1	2	0	↔	11
	Probates/Wills & Trusts - Level 2	2018	5	-	-	-	-	-	-	-	-	-	-	5	66.7%	5
		2017	3	5	4	7	7	10	3	6	7	6	5	3	▲	69
	Uncontested Divorce	2018	32	-	-	-	-	-	-	-	-	-	-	32	23.1%	32
		2017	26	42	35	39	44	24	26	44	27	42	22	26	▲	405
	Capital Murder	2018	-	-	-	-	-	-	-	-	-	-	-	0	-100.0%	0
		2017	1	-	-	-	1	1	-	-	-	-	2	1	▼	5
	Felonies and Related Matters	2018	132	-	-	-	-	-	-	-	-	-	-	132	-27.1%	132
		2017	181	260	189	153	189	251	152	245	299	157	226	181	▼	2,486
	Misdemeanor	2018	72	-	-	-	-	-	-	-	-	-	-	72	30.9%	72
		2017	55	93	81	42	80	163	81	81	73	84	71	55	▲	986
	Other Criminally Related Matters	2018	38	-	-	-	-	-	-	-	-	-	-	38	-19.1%	38
		2017	47	77	53	75	53	116	67	75	70	78	54	47	▼	825
Miscellaneous		2018	208	-	-	-	-	-	-	-	-	-	-	208	11.2%	208
		2017	187	215	258	186	193	181	190	194	205	225	226	187	▲	2,487
Other		2018	50	-	-	-	-	-	-	-	-	-	-	50	35.1%	50
		2017	37	49	46	46	43	52	37	60	50	61	37	37	▲	556

January 2017 -- January 2018 Filings

Dashboard

Court: Charles City Circuit

Start/End Date: Jan-17 / Jan-18

2017 Average Month: 31

Jan-Jan 2017: 16

Filings Trending: ▲

Circuit/Court ID: 9 209036

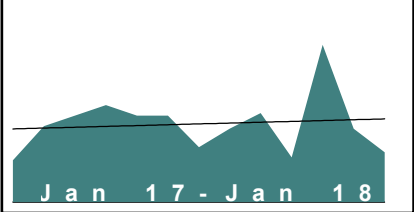
Type of Case: Filings

2018 Average Month:19

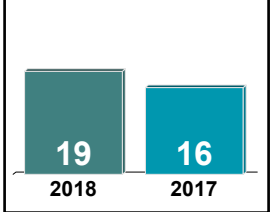
Jan-Jan 2018 : 19

Overall AVG. Month: 30

Monthly Filings Summary



Jan --- Jan Filings



Filings by Division																
		Jan	Feb	Mar	Apr	May	Jun	Jul	Aug	Sep	Oct	Nov	Dec	Thru Jan	% Change	Total
Total	2018	19	-	-	-	-	-	-	-	-	-	-	-	19	18.8%	19
	2017	16	29	33	37	33	33	21	28	34	17	60	28	16	▲	369
Civil	2018	-	-	-	-	-	-	-	-	-	-	-	-	0	-100.0%	0
	2017	6	7	2	8	3	3	5	7	4	1	8	2	6	▼	56
Criminal	2018	4	-	-	-	-	-	-	-	-	-	-	-	4	300.0%	4
	2017	1	5	4	7	14	13	6	6	14	2	34	13	1	▲	119
Miscellaneous	2018	15	-	-	-	-	-	-	-	-	-	-	-	15	66.7%	15
	2017	9	16	27	22	13	17	9	14	16	14	16	13	9	▲	186
Other	2018	-	-	-	-	-	-	-	-	-	-	-	-	0	0	0
	2017	-	1	-	-	3	-	1	1	-	-	2	-	0	↔	8

Filings by Division & Case Category																
		Jan	Feb	Mar	Apr	May	Jun	Jul	Aug	Sep	Oct	Nov	Dec	Thru Jan	% Change	Total
Civil	Administrative Law	2018	-	-	-	-	-	-	-	-	-	-	-	0	0	0
		2017	-	-	-	-	1	-	-	-	-	-	-	0	↔	1
	Contested Divorce	2018	-	-	-	-	-	-	-	-	-	-	-	0	0	0
		2017	-	-	-	-	-	1	-	2	-	1	-	0	↔	4
	Domestic and Family - Level 1	2018	-	-	-	-	-	-	-	-	-	-	-	0	0	0
		2017	-	-	-	-	-	1	-	-	-	4	-	0	↔	5
	Domestic and Family - Level 2	2018	-	-	-	-	-	-	-	-	-	-	-	0	0	0
		2017	-	-	-	-	-	-	-	1	-	-	-	0	↔	1
	General Civil - Level 1	2018	-	-	-	-	-	-	-	-	-	-	-	0	0	0
		2017	-	2	-	-	-	-	2	-	-	-	-	0	↔	4
	General Civil - Level 2	2018	-	-	-	-	-	-	-	-	-	-	-	0	-100.0%	0
		2017	2	2	-	4	1	1	2	4	-	1	1	2	▼	18
Criminal	General Civil - Level 3	2018	-	-	-	-	-	-	-	-	-	-	-	0	-100.0%	0
		2017	3	-	2	-	1	1	1	-	-	2	1	3	▼	12
	Uncontested Divorce	2018	-	-	-	-	-	-	-	-	-	-	-	0	-100.0%	0
		2017	1	3	-	4	-	1	-	1	-	-	1	1	▼	11
	Felonies and Related Matters	2018	1	-	-	-	-	-	-	-	-	-	-	1	1	1
		2017	-	3	4	2	6	6	5	3	10	1	32	0	↔	82
	Misdemeanor	2018	1	-	-	-	-	-	-	-	-	-	-	1	0.0%	1
		2017	1	2	-	4	6	7	1	1	4	-	-	1	↔	27
	Other Criminally Related Matters	2018	2	-	-	-	-	-	-	-	-	-	-	2	2	2
		2017	-	-	-	1	2	-	2	-	1	2	2	0	↔	10
Miscellaneous		2018	15	-	-	-	-	-	-	-	-	-	-	15	66.7%	15
		2017	9	16	27	22	13	17	9	14	16	14	16	9	▲	186
Other		2018	-	-	-	-	-	-	-	-	-	-	-	0	0	0
		2017	-	1	-	-	3	-	1	1	-	-	2	0	↔	8

January 2017 -- January 2018 Filings

Dashboard

Court: Gloucester Circuit

Start/End Date: Jan-17 / Jan-18

2017 Average Month: 208

Jan-Jan 2017: 198

Filings Trending: ▲

Circuit/Court ID: 9 209073


Type of Case: Filings

2018 Average Month:220

Jan-Jan 2018 : 220

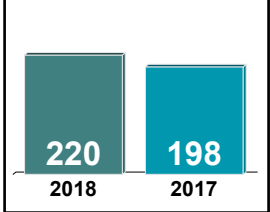
Overall AVG. Month: 209

Monthly Filings Summary



Jan 17 - Jan 18

Jan --- Jan Filings



220 198

2018 2017

Filings by Division																
		Jan	Feb	Mar	Apr	May	Jun	Jul	Aug	Sep	Oct	Nov	Dec	Thru Jan	% Change	Total
Total	2018	220	-	-	-	-	-	-	-	-	-	-	-	220	11.1%	220
	2017	198	220	208	192	228	174	176	242	208	213	201	239	198	▲	2,499
Civil	2018	17	-	-	-	-	-	-	-	-	-	-	-	17	-26.1%	17
	2017	23	19	25	47	31	26	27	51	31	31	22	32	23	▼	365
Criminal	2018	57	-	-	-	-	-	-	-	-	-	-	-	57	-10.9%	57
	2017	64	62	75	49	100	53	52	73	72	62	48	60	64	▼	770
Miscellaneous	2018	122	-	-	-	-	-	-	-	-	-	-	-	122	50.6%	122
	2017	81	103	84	77	72	71	76	91	76	98	110	122	81	▲	1,061
Other	2018	24	-	-	-	-	-	-	-	-	-	-	-	24	-20.0%	24
	2017	30	36	24	19	25	24	21	27	29	22	21	25	30	▼	303

Filings by Division & Case Category																
		Jan	Feb	Mar	Apr	May	Jun	Jul	Aug	Sep	Oct	Nov	Dec	Thru Jan	% Change	Total
Civil	Contested Divorce	2018	6	-	-	-	-	-	-	-	-	-	-	6	50.0%	6
		2017	4	4	2	1	3	1	2	6	2	3	4	4	▲	34
	Domestic and Family - Level 1	2018	-	-	-	-	-	-	-	-	-	-	-	0	0	0
		2017	-	-	4	6	1	5	1	21	9	5	1	9	↔	62
	Domestic and Family - Level 2	2018	1	-	-	-	-	-	-	-	-	-	-	1	-66.7%	1
		2017	3	-	2	3	-	2	1	1	-	1	1	3	▼	14
	General Civil - Level 1	2018	-	-	-	-	-	-	-	-	-	-	-	0	0	0
		2017	-	-	-	-	-	1	-	-	1	-	1	0	↔	3
	General Civil - Level 2	2018	5	-	-	-	-	-	-	-	-	-	-	5	150.0%	5
		2017	2	1	6	9	6	8	6	11	6	2	6	7	▲	70
	General Civil - Level 3	2018	-	-	-	-	-	-	-	-	-	-	-	0	-100.0%	0
		2017	2	1	-	20	12	6	-	1	-	7	3	2	▼	54
	Probates/Wills & Trusts - Level 1	2018	-	-	-	-	-	-	-	-	-	-	-	0	0	0
		2017	-	-	-	-	1	-	-	-	-	1	1	0	↔	3
Criminal	Probates/Wills & Trusts - Level 2	2018	-	-	-	-	-	-	-	-	-	-	-	0	-100.0%	0
		2017	1	-	1	1	-	1	-	3	2	2	2	1	▼	13
	Protective Orders	2018	-	-	-	-	-	-	-	-	-	-	-	0	-100.0%	0
		2017	1	1	1	1	-	-	-	1	-	-	-	1	▼	5
	Uncontested Divorce	2018	5	-	-	-	-	-	-	-	-	-	-	5	-50.0%	5
		2017	10	12	9	6	9	4	15	11	9	11	5	6	▼	107
	Felonies and Related Matters	2018	34	-	-	-	-	-	-	-	-	-	-	34	-24.4%	34
		2017	45	38	60	30	56	36	30	27	43	31	24	45	▼	460
	Misdemeanor	2018	14	-	-	-	-	-	-	-	-	-	-	14	-17.6%	14
		2017	17	15	13	12	38	14	17	39	26	25	18	17	▼	250
Other	Other Criminally Related Matters	2018	9	-	-	-	-	-	-	-	-	-	-	9	350.0%	9
		2017	2	9	2	7	6	3	5	7	3	6	6	2	▲	60
Miscellaneous		2018	122	-	-	-	-	-	-	-	-	-	-	122	50.6%	122
		2017	81	103	84	77	72	71	76	91	76	98	110	122	▲	1,061
Other		2018	24	-	-	-	-	-	-	-	-	-	-	24	-20.0%	24
		2017	30	36	24	19	25	24	21	27	29	22	21	25	▼	303

January 2017 -- January 2018 Filings

Dashboard

Court: King & Queen Circuit

Start/End Date: Jan-17 / Jan-18

2017 Average Month: 34

Jan-Jan 2017: 19

Filings Trending: ▲

Circuit/Court ID: 9 209097

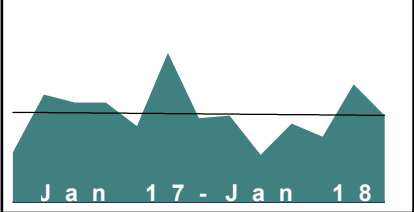
Type of Case: Filings

2018 Average Month:33

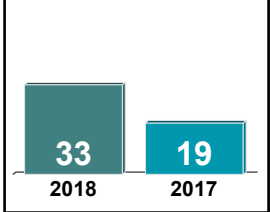
Jan-Jan 2018 : 33

Overall AVG. Month: 34

Monthly Filings Summary



Jan --- Jan Filings



Filings by Division																
		Jan	Feb	Mar	Apr	May	Jun	Jul	Aug	Sep	Oct	Nov	Dec	Thru Jan	% Change	Total
Total	2018	33	-	-	-	-	-	-	-	-	-	-	-	33	73.7%	33
	2017	19	41	38	38	29	57	32	33	18	30	25	45	19	▲	405
Civil	2018	-	-	-	-	-	-	-	-	-	-	-	-	-	0-100.0%	0
	2017	4	4	14	3	4	5	5	2	3	2	3	1	4	▼	50
Criminal	2018	12	-	-	-	-	-	-	-	-	-	-	-	12	300.0%	12
	2017	3	24	11	26	11	38	12	16	6	14	10	28	3	▲	199
Miscellaneous	2018	17	-	-	-	-	-	-	-	-	-	-	-	17	41.7%	17
	2017	12	11	13	8	14	14	15	15	9	14	11	16	12	▲	152
Other	2018	4	-	-	-	-	-	-	-	-	-	-	-	4	4	4
	2017	-	2	-	1	-	-	-	-	-	-	1	-	0	↔	4

Filings by Division & Case Category																
		Jan	Feb	Mar	Apr	May	Jun	Jul	Aug	Sep	Oct	Nov	Dec	Thru Jan	% Change	Total
Civil	Administrative Law	2018	-	-	-	-	-	-	-	-	-	-	-	0	0	0
		2017	-	-	-	-	-	-	-	-	-	1	-	0	↔	1
	Contested Divorce	2018	-	-	-	-	-	-	-	-	-	-	-	0	0	0
		2017	-	-	2	-	1	-	-	-	1	-	1	0	↔	5
	General Civil - Level 2	2018	-	-	-	-	-	-	-	-	-	-	-	0	-100.0%	0
		2017	1	1	1	1	2	-	1	1	-	-	-	1	▼	8
	General Civil - Level 3	2018	-	-	-	-	-	-	-	-	-	-	-	0	-100.0%	0
		2017	3	-	10	1	2	4	1	-	1	-	-	3	▼	22
	Probates/Wills & Trusts - Level 2	2018	-	-	-	-	-	-	-	-	-	-	-	0	0	0
		2017	-	-	-	-	-	-	-	-	1	2	-	0	↔	3
Criminal	Uncontested Divorce	2018	-	-	-	-	-	-	-	-	-	-	-	0	0	0
		2017	-	3	1	1	-	4	1	1	-	-	-	0	↔	11
	Felonies and Related Matters	2018	8	-	-	-	-	-	-	-	-	-	-	8	700.0%	8
		2017	1	20	9	21	7	24	10	14	2	6	9	1	▲	150
	Misdemeanor	2018	3	-	-	-	-	-	-	-	-	-	-	3	200.0%	3
		2017	1	4	1	5	4	13	1	1	3	3	-	1	▲	37
	Other Criminally Related Matters	2018	1	-	-	-	-	-	-	-	-	-	-	1	0.0%	1
		2017	1	-	1	-	-	1	1	1	5	1	-	1	↔	12
	Miscellaneous	2018	17	-	-	-	-	-	-	-	-	-	-	17	41.7%	17
		2017	12	11	13	8	14	14	15	15	9	14	11	16	▲	152
Other		2018	4	-	-	-	-	-	-	-	-	-	-	4	4	4
		2017	-	2	-	1	-	-	-	-	-	1	-	0	↔	4

January 2017 -- January 2018 Filings

Dashboard

Court: King William Circuit

Start/End Date: Jan-17 / Jan-18

2017 Average Month: 75

Jan-Jan 2017: 72

Filings Trending: ▲

Circuit/Court ID: 9 209101


Type of Case: Filings

2018 Average Month:88

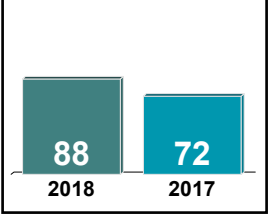
Jan-Jan 2018 : 88

Overall AVG. Month: 76

Monthly Filings Summary



Jan --- Jan Filings



Filings by Division																
		Jan	Feb	Mar	Apr	May	Jun	Jul	Aug	Sep	Oct	Nov	Dec	Thru Jan	% Change	Total
Total	2018	88	-	-	-	-	-	-	-	-	-	-	-	88	22.2%	88
	2017	72	54	91	69	54	77	65	92	96	64	88	73	72	▲	895
Civil	2018	2	-	-	-	-	-	-	-	-	-	-	-	2	-84.6%	2
	2017	13	11	7	11	16	13	11	11	13	5	11	5	13	▼	127
Criminal	2018	9	-	-	-	-	-	-	-	-	-	-	-	9	-64.0%	9
	2017	25	11	19	18	6	31	27	52	55	12	30	21	25	▼	307
Miscellaneous	2018	77	-	-	-	-	-	-	-	-	-	-	-	77	126.5%	77
	2017	34	32	65	40	32	31	27	29	28	47	47	47	34	▲	459
Other	2018	-	-	-	-	-	-	-	-	-	-	-	-	0	0	0
	2017	-	-	-	-	-	2	-	-	-	-	-	-	0	↔	2

Filings by Division & Case Category																
		Jan	Feb	Mar	Apr	May	Jun	Jul	Aug	Sep	Oct	Nov	Dec	Thru Jan	% Change	Total
Civil	Administrative Law	2018	-	-	-	-	-	-	-	-	-	-	-	0	0	0
		2017	-	-	-	-	-	-	1	-	-	-	1	0	↔	2
	Contested Divorce	2018	-	-	-	-	-	-	-	-	-	-	-	0	-100.0%	0
		2017	4	2	-	2	4	3	4	5	1	-	1	4	▼	29
	Domestic and Family - Level 1	2018	1	-	-	-	-	-	-	-	-	-	-	1	0.0%	1
		2017	1	1	1	-	3	3	1	1	2	3	-	1	↔	20
	Domestic and Family - Level 2	2018	-	-	-	-	-	-	-	-	-	-	-	0	-100.0%	0
		2017	1	-	1	-	-	-	-	2	-	-	-	1	▼	4
	General Civil - Level 1	2018	-	-	-	-	-	-	-	-	-	-	-	0	0	0
		2017	-	-	-	-	-	1	-	-	-	-	-	0	↔	1
	General Civil - Level 2	2018	-	-	-	-	-	-	-	-	-	-	-	0	-100.0%	0
		2017	1	3	2	2	2	2	3	2	-	3	1	1	▼	23
	General Civil - Level 3	2018	1	-	-	-	-	-	-	-	-	-	-	1	0.0%	1
		2017	1	-	1	-	4	3	1	2	2	1	1	1	↔	16
Criminal	Probates/Wills & Trusts - Level 2	2018	-	-	-	-	-	-	-	-	-	-	-	0	-100.0%	0
		2017	1	-	-	1	1	-	-	-	-	-	-	1	▼	4
	Protective Orders	2018	-	-	-	-	-	-	-	-	-	-	-	0	-100.0%	0
		2017	1	-	-	-	-	-	-	-	-	-	-	1	▼	1
	Uncontested Divorce	2018	-	-	-	-	-	-	-	-	-	-	-	0	-100.0%	0
		2017	3	5	2	6	2	1	-	1	1	4	2	3	▼	27
	Felonies and Related Matters	2018	3	-	-	-	-	-	-	-	-	-	-	3	-87.0%	3
		2017	23	3	10	14	1	19	20	38	44	7	15	23	▼	209
	Misdemeanor	2018	4	-	-	-	-	-	-	-	-	-	-	4	100.0%	4
		2017	2	7	8	2	5	11	2	11	10	2	13	2	▲	79
Other	Other Criminally Related Matters	2018	2	-	-	-	-	-	-	-	-	-	-	2	2	2
		2017	-	1	1	2	-	1	5	3	1	3	2	0	↔	19
Miscellaneous		2018	77	-	-	-	-	-	-	-	-	-	-	77	126.5%	77
		2017	34	32	65	40	32	31	27	29	28	47	47	34	▲	459
Other		2018	-	-	-	-	-	-	-	-	-	-	-	0	0	0
		2017	-	-	-	-	2	-	-	-	-	-	-	0	↔	2

January 2017 -- January 2018 Filings

Dashboard

Court: Mathews Circuit

Start/End Date: Jan-17 / Jan-18

2017 Average Month: 42

Jan-Jan 2017: 69

Filings Trending: ▼

Circuit/Court ID: 9 209115


Type of Case: Filings

2018 Average Month:59

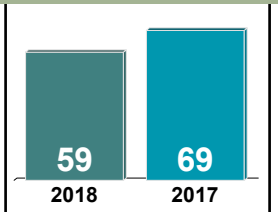
Jan-Jan 2018 : 59

Overall AVG. Month: 43

Monthly Filings Summary



Jan --- Jan Filings



Filings by Division																
		Jan	Feb	Mar	Apr	May	Jun	Jul	Aug	Sep	Oct	Nov	Dec	Thru Jan	% Change	Total
Total	2018	59	-	-	-	-	-	-	-	-	-	-	-	59	-14.5%	59
	2017	69	42	65	33	40	39	61	24	33	43	33	22	69	▼	504
Civil	2018	9	-	-	-	-	-	-	-	-	-	-	-	9	200.0%	9
	2017	3	9	10	8	4	10	7	4	4	8	3	7	3	▲	77
Criminal	2018	30	-	-	-	-	-	-	-	-	-	-	-	30	-36.2%	30
	2017	47	15	21	5	12	12	31	6	7	13	9	4	47	▼	182
Miscellaneous	2018	20	-	-	-	-	-	-	-	-	-	-	-	20	5.3%	20
	2017	19	18	34	20	24	17	23	13	21	22	21	11	19	▲	243
Other	2018	-	-	-	-	-	-	-	-	-	-	-	-	0	0	0
	2017	-	-	-	-	-	-	-	1	1	-	-	-	0	↔	2

Filings by Division & Case Category																
		Jan	Feb	Mar	Apr	May	Jun	Jul	Aug	Sep	Oct	Nov	Dec	Thru Jan	% Change	Total
Civil	Administrative Law	2018	-	-	-	-	-	-	-	-	-	-	-	0	0	0
		2017	-	-	-	-	-	1	-	-	-	-	-	0	↔	1
	Contested Divorce	2018	-	-	-	-	-	-	-	-	-	-	-	0	0	0
		2017	-	1	-	-	1	1	1	-	-	-	-	0	↔	4
	Domestic and Family - Level 1	2018	-	-	-	-	-	-	-	-	-	-	-	0	0	0
		2017	-	4	5	-	1	5	1	-	1	-	2	0	↔	19
	Domestic and Family - Level 2	2018	-	-	-	-	-	-	-	-	-	-	-	0	0	0
		2017	-	-	2	-	-	-	-	-	-	-	-	0	↔	2
	General Civil - Level 2	2018	-	-	-	-	-	-	-	-	-	-	-	0	0	0
		2017	-	1	1	2	-	1	1	2	4	2	2	0	↔	18
	General Civil - Level 3	2018	7	-	-	-	-	-	-	-	-	-	-	7	600.0%	7
		2017	1	-	1	1	-	-	-	1	-	-	3	1	▲	7
	Probates/Wills & Trusts - Level 2	2018	2	-	-	-	-	-	-	-	-	-	-	2	2	2
		2017	-	1	-	1	-	1	-	-	2	1	-	0	↔	6
Criminal	Protective Orders	2018	-	-	-	-	-	-	-	-	-	-	-	0	0	0
		2017	-	-	-	1	1	1	-	-	-	-	-	0	↔	4
	Uncontested Divorce	2018	-	-	-	-	-	-	-	-	-	-	-	0	-100.0%	0
		2017	2	2	1	3	1	3	1	1	1	-	-	2	▼	16
	Felonies and Related Matters	2018	28	-	-	-	-	-	-	-	-	-	-	28	-33.3%	28
		2017	42	10	18	3	11	4	28	4	4	7	5	42	▼	138
	Misdemeanor	2018	1	-	-	-	-	-	-	-	-	-	-	1	-66.7%	1
		2017	3	3	3	1	1	7	3	2	3	6	1	3	▼	35
	Other Criminally Related Matters	2018	1	-	-	-	-	-	-	-	-	-	-	1	-50.0%	1
		2017	2	2	-	1	-	1	-	-	-	3	-	2	▼	9
	Miscellaneous	2018	20	-	-	-	-	-	-	-	-	-	-	20	5.3%	20
		2017	19	18	34	20	24	17	23	13	21	21	11	19	▲	243
Other		2018	-	-	-	-	-	-	-	-	-	-	-	0	0	0
		2017	-	-	-	-	-	-	1	1	-	-	-	0	↔	2

January 2017 -- January 2018 Filings

Dashboard

Court: Middlesex Circuit

Start/End Date: Jan-17 / Jan-18

2017 Average Month: 57

Jan-Jan 2017: 40

Filings Trending: ▲

Circuit/Court ID: 9 209119


Type of Case: Filings

2018 Average Month:69

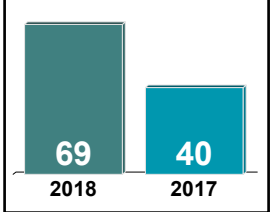
Jan-Jan 2018 : 69

Overall AVG. Month: 58

Monthly Filings Summary



Jan --- Jan Filings



Filings by Division																
		Jan	Feb	Mar	Apr	May	Jun	Jul	Aug	Sep	Oct	Nov	Dec	Thru Jan	% Change	Total
Total	2018	69	-	-	-	-	-	-	-	-	-	-	-	69	72.5%	69
	2017	40	49	131	37	56	52	57	44	68	51	57	42	40	▲	684
Civil	2018	5	-	-	-	-	-	-	-	-	-	-	-	5	-28.6%	5
	2017	7	4	13	16	18	8	8	6	7	6	3	10	7	▼	106
Criminal	2018	43	-	-	-	-	-	-	-	-	-	-	-	43	126.3%	43
	2017	19	29	86	8	14	24	24	13	36	21	29	7	19	▲	310
Miscellaneous	2018	21	-	-	-	-	-	-	-	-	-	-	-	21	50.0%	21
	2017	14	15	30	13	24	19	25	25	23	24	25	25	14	▲	262
Other	2018	-	-	-	-	-	-	-	-	-	-	-	-	0	0	0
	2017	-	1	2	-	-	1	-	-	2	-	-	-	0	↔	6

Filings by Division & Case Category																		
			Jan	Feb	Mar	Apr	May	Jun	Jul	Aug	Sep	Oct	Nov	Dec	Thru Jan	% Change	Total	
Civil	Administrative Law	2018	-	-	-	-	-	-	-	-	-	-	-	-	-	0	0	0
		2017	-	1	-	-	-	-	-	-	-	-	-	-	-	0	↔	1
	Contested Divorce	2018	1	-	-	-	-	-	-	-	-	-	-	-	-	1	0.0%	1
		2017	1	-	1	-	1	2	3	1	1	-	1	1	1	1	↔	12
	Domestic and Family - Level 1	2018	-	-	-	-	-	-	-	-	-	-	-	-	-	0	0	0
		2017	-	-	-	-	6	-	-	-	-	2	-	-	6	0	↔	14
	Domestic and Family - Level 2	2018	-	-	-	-	-	-	-	-	-	-	-	-	-	0	0	0
		2017	-	-	-	1	1	1	-	-	1	-	-	-	-	0	↔	4
	General Civil - Level 1	2018	-	-	-	-	-	-	-	-	-	-	-	-	-	0	-100.0%	0
		2017	1	1	-	-	-	-	-	-	-	-	-	-	-	1	▼	2
	General Civil - Level 2	2018	1	-	-	-	-	-	-	-	-	-	-	-	-	1	0.0%	1
		2017	1	1	2	2	-	-	2	1	2	-	-	-	1	1	↔	12
	General Civil - Level 3	2018	2	-	-	-	-	-	-	-	-	-	-	-	-	2	2	2
		2017	-	1	7	10	8	2	-	1	-	1	1	-	-	0	↔	31
Probates/Wills & Trusts - Level 2	2018	1	-	-	-	-	-	-	-	-	-	-	-	-	1	1	1	
	2017	-	-	1	-	-	-	-	-	-	-	-	-	-	0	↔	1	
Protective Orders	2018	-	-	-	-	-	-	-	-	-	-	-	-	-	0	0	0	
	2017	-	-	-	-	1	-	-	-	-	-	-	-	-	0	↔	1	
Uncontested Divorce	2018	-	-	-	-	-	-	-	-	-	-	-	-	-	0	-100.0%	0	
	2017	4	-	2	3	1	3	3	3	3	3	3	1	2	4	▼	28	
Criminal	Felonies and Related Matters	2018	36	-	-	-	-	-	-	-	-	-	-	-	-	36	100.0%	36
		2017	18	22	74	2	9	15	16	6	31	11	24	3	18	▲	231	
	Misdemeanor	2018	5	-	-	-	-	-	-	-	-	-	-	-	-	5	400.0%	5
		2017	1	5	12	3	3	9	5	6	5	8	4	3	1	▲	64	
	Other Criminally Related Matters	2018	2	-	-	-	-	-	-	-	-	-	-	-	-	2	2	2
		2017	-	2	-	3	2	-	3	1	-	2	1	1	0	↔	15	
Miscellaneous	2018	21	-	-	-	-	-	-	-	-	-	-	-	-	21	50.0%	21	
	2017	14	15	30	13	24	19	25	25	23	24	25	25	14	▲	262		
Other	2018	-	-	-	-	-	-	-	-	-	-	-	-	-	0	0	0	
	2017	-	1	2	-	-	1	-	-	-	2	-	-	-	0	↔	6	

January 2017 -- January 2018 Filings

Dashboard

Court: New Kent Circuit

Circuit/Court ID: 9 209127

Start/End Date: Jan-17 / Jan-18

Type of Case: Filings

2017 Average Month: 120

2018 Average Month:123

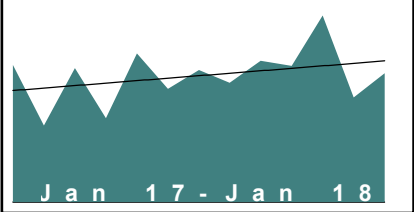
Jan-Jan 2017: 131

Jan-Jan 2018 : 123

Filings Trending: ▼

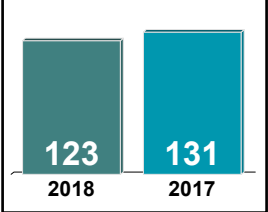
Overall AVG. Month: 121

Monthly Filings Summary



Jan 17 - Jan 18

Jan --- Jan Filings



123 131

2018 2017

Filings by Division																
		Jan	Feb	Mar	Apr	May	Jun	Jul	Aug	Sep	Oct	Nov	Dec	Thru Jan	% Change	Total
Total	2018	123	-	-	-	-	-	-	-	-	-	-	-	123	-6.1%	123
	2017	131	73	128	80	142	108	126	114	135	130	178	100	131	▼	1,445
Civil	2018	9	-	-	-	-	-	-	-	-	-	-	-	9	-18.2%	9
	2017	11	7	17	16	22	19	11	18	18	18	10	12	11	▼	179
Criminal	2018	27	-	-	-	-	-	-	-	-	-	-	-	27	-47.1%	27
	2017	51	22	27	18	38	42	26	29	38	37	40	25	51	▼	393
Miscellaneous	2018	65	-	-	-	-	-	-	-	-	-	-	-	65	30.0%	65
	2017	50	40	55	45	45	44	52	60	49	62	84	62	50	▲	648
Other	2018	22	-	-	-	-	-	-	-	-	-	-	-	22	15.8%	22
	2017	19	4	29	1	37	3	37	7	30	13	44	1	19	▲	225

Filings by Division & Case Category																		
			Jan	Feb	Mar	Apr	May	Jun	Jul	Aug	Sep	Oct	Nov	Dec	Thru Jan	% Change	Total	
Civil	Administrative Law	2018	-	-	-	-	-	-	-	-	-	-	-	-	-	0	0	0
		2017	-	-	1	-	-	-	-	-	-	-	-	-	-	0	↔	1
	Contested Divorce	2018	1	-	-	-	-	-	-	-	-	-	-	-	-	1	1	1
		2017	-	1	1	1	2	4	2	1	3	2	1	2	2	0	↔	20
	Domestic and Family - Level 1	2018	1	-	-	-	-	-	-	-	-	-	-	-	-	1	-66.7%	1
		2017	3	1	-	5	4	6	-	1	-	-	-	-	-	3	▼	20
	Domestic and Family - Level 2	2018	-	-	-	-	-	-	-	-	-	-	-	-	-	0	-100.0%	0
		2017	1	-	1	1	-	1	-	1	2	2	1	-	-	1	▼	10
	General Civil - Level 1	2018	-	-	-	-	-	-	-	-	-	-	-	-	-	0	0	0
		2017	-	-	1	-	-	-	-	-	-	-	-	-	-	0	↔	1
	General Civil - Level 2	2018	1	-	-	-	-	-	-	-	-	-	-	-	-	1	-50.0%	1
		2017	2	2	2	3	2	4	3	8	10	8	3	2	2	2	▼	49
	General Civil - Level 3	2018	1	-	-	-	-	-	-	-	-	-	-	-	-	1	-66.7%	1
		2017	3	-	7	3	9	2	2	2	1	3	-	4	4	3	▼	36
Probates/Wills & Trusts - Level 2	2018	-	-	-	-	-	-	-	-	-	-	-	-	-	0	0	0	
	2017	-	-	-	-	2	-	2	-	-	-	-	1	1	0	↔	6	
Protective Orders	2018	-	-	-	-	-	-	-	-	-	-	-	-	-	0	0	0	
	2017	-	-	-	-	-	-	-	-	-	1	1	-	-	0	↔	2	
Uncontested Divorce	2018	5	-	-	-	-	-	-	-	-	-	-	-	-	5	150.0%	5	
	2017	2	3	4	3	3	2	2	5	1	2	4	3	3	2	▲	34	
Criminal	Felonies and Related Matters	2018	13	-	-	-	-	-	-	-	-	-	-	-	-	13	-64.9%	13
		2017	37	14	17	11	21	32	17	24	22	28	30	8	37	▼	261	
	Misdemeanor	2018	11	-	-	-	-	-	-	-	-	-	-	-	-	11	22.2%	11
		2017	9	8	9	5	12	9	8	4	15	6	9	15	9	9	▲	109
	Other Criminally Related Matters	2018	3	-	-	-	-	-	-	-	-	-	-	-	-	3	-40.0%	3
		2017	5	-	1	2	5	1	1	1	1	3	1	2	2	5	▼	23
	Miscellaneous	2018	65	-	-	-	-	-	-	-	-	-	-	-	-	65	30.0%	65
		2017	50	40	55	45	45	44	52	60	49	62	84	62	62	50	▲	648
	Other	2018	22	-	-	-	-	-	-	-	-	-	-	-	-	22	15.8%	22
		2017	19	4	29	1	37	3	37	7	30	13	44	1	19	19	▲	225

January 2017 -- January 2018 Filings

Dashboard

Court: York Circuit

Start/End Date: Jan-17 / Jan-18

2017 Average Month: 301

Jan-Jan 2017: 247

Filings Trending: ▲

Circuit/Court ID: 9 209199


Type of Case: Filings

2018 Average Month:354

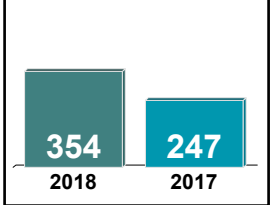
Jan-Jan 2018 : 354

Overall AVG. Month: 305

Monthly Filings Summary



Jan --- Jan Filings



Filings by Division																
		Jan	Feb	Mar	Apr	May	Jun	Jul	Aug	Sep	Oct	Nov	Dec	Thru Jan	% Change	Total
Total	2018	354	-	-	-	-	-	-	-	-	-	-	-	354	43.3%	354
	2017	247	279	349	241	296	277	316	316	264	296	413	316	247	▲	3,610
Civil	2018	77	-	-	-	-	-	-	-	-	-	-	-	77	126.5%	77
	2017	34	43	66	51	61	52	43	53	53	70	52	43	34	▲	621
Criminal	2018	58	-	-	-	-	-	-	-	-	-	-	-	58	-9.4%	58
	2017	64	109	134	59	112	122	134	129	86	81	208	108	64	▼	1,346
Miscellaneous	2018	218	-	-	-	-	-	-	-	-	-	-	-	218	49.3%	218
	2017	146	125	147	131	122	102	138	132	121	143	149	161	146	▲	1,617
Other	2018	1	-	-	-	-	-	-	-	-	-	-	-	1	-66.7%	1
	2017	3	2	2	-	1	1	1	2	4	2	4	4	3	▼	26

Filings by Division & Case Category																		
			Jan	Feb	Mar	Apr	May	Jun	Jul	Aug	Sep	Oct	Nov	Dec	Thru Jan	% Change	Total	
Civil	Administrative Law	2018	-	-	-	-	-	-	-	-	-	-	-	-	-	0	-100.0%	0
		2017	1	-	-	-	-	-	-	-	-	-	-	-	-	1	▼	1
	Contested Divorce	2018	2	-	-	-	-	-	-	-	-	-	-	-	-	2	100.0%	2
		2017	1	5	14	5	7	2	3	7	6	7	7	3	1	1	▲	67
	Domestic and Family - Level 1	2018	1	-	-	-	-	-	-	-	-	-	-	-	-	1	1	1
		2017	-	1	2	-	5	1	1	1	-	4	1	2	0	0	↔	18
	Domestic and Family - Level 2	2018	42	-	-	-	-	-	-	-	-	-	-	-	-	42	300.0%	42
		2017	3	9	9	14	12	8	7	12	12	15	15	6	3	3	▲	122
	General Civil - Level 1	2018	-	-	-	-	-	-	-	-	-	-	-	-	-	0	0	0
		2017	-	-	2	2	1	-	1	-	-	4	1	1	1	0	0	↔
	General Civil - Level 2	2018	16	-	-	-	-	-	-	-	-	-	-	-	-	16	100.0%	16
		2017	8	12	14	8	10	16	6	9	12	11	13	8	8	8	▲	127
	General Civil - Level 3	2018	2	-	-	-	-	-	-	-	-	-	-	-	-	2	0.0%	2
		2017	2	5	3	9	6	6	6	4	6	8	-	1	2	2	↔	56
Probates/Wills & Trusts - Level 1	2018	-	-	-	-	-	-	-	-	-	-	-	-	-	0	0	0	
	2017	-	-	-	-	-	-	1	-	-	-	-	-	-	0	↔	1	
Probates/Wills & Trusts - Level 2	2018	3	-	-	-	-	-	-	-	-	-	-	-	-	3	0.0%	3	
	2017	3	-	4	2	2	1	-	1	3	4	-	5	3	3	↔	25	
Protective Orders	2018	-	-	-	-	-	-	-	-	-	-	-	-	-	0	-100.0%	0	
	2017	2	-	1	-	1	2	2	-	1	1	-	2	2	2	▼	12	
Uncontested Divorce	2018	11	-	-	-	-	-	-	-	-	-	-	-	-	11	-21.4%	11	
	2017	14	11	17	11	17	16	16	19	13	16	15	15	14	14	▼	180	
Criminal	Felonies and Related Matters	2018	38	-	-	-	-	-	-	-	-	-	-	-	38	11.8%	38	
		2017	34	87	90	40	82	81	108	85	66	59	173	66	34	34	▲	971
	Misdemeanor	2018	16	-	-	-	-	-	-	-	-	-	-	-	-	16	-23.8%	16
		2017	21	19	34	15	23	36	18	29	18	15	31	36	21	21	▼	295
	Other Criminally Related Matters	2018	4	-	-	-	-	-	-	-	-	-	-	-	-	4	-55.6%	4
		2017	9	3	10	4	7	5	8	15	2	7	4	6	9	9	▼	80
Miscellaneous		2018	218	-	-	-	-	-	-	-	-	-	-	-	218	49.3%	218	
		2017	146	125	147	131	122	102	138	132	121	143	149	161	146	146	▲	1,617
Other		2018	1	-	-	-	-	-	-	-	-	-	-	-	1	-66.7%	1	
		2017	3	2	2	-	1	1	1	2	4	2	4	4	3	3	▼	26

January 2017 -- January 2018 Filings

Dashboard

Court: Williamsburg Circuit

Start/End Date: Jan-17 / Jan-18

2017 Average Month: 382

Jan-Jan 2017: 345

Filings Trending: ▲

Circuit/Court ID: 9 209830


Type of Case: Filings

2018 Average Month:397

Jan-Jan 2018 : 397

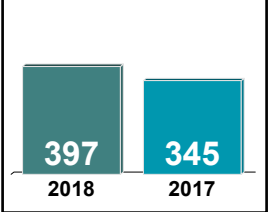
Overall AVG. Month: 383

Monthly Filings Summary



Jan 17 - Jan 18

Jan --- Jan Filings



397 2018 345 2017

Filings by Division																
		Jan	Feb	Mar	Apr	May	Jun	Jul	Aug	Sep	Oct	Nov	Dec	Thru Jan	% Change	Total
Total	2018	397	-	-	-	-	-	-	-	-	-	-	-	397	15.1%	397
	2017	345	355	443	336	422	375	349	387	421	407	397	351	345	▲	4,588
Civil	2018	59	-	-	-	-	-	-	-	-	-	-	-	59	31.1%	59
	2017	45	52	65	56	77	62	48	67	76	46	59	71	45	▲	724
Criminal	2018	100	-	-	-	-	-	-	-	-	-	-	-	100	22.0%	100
	2017	82	112	156	107	151	118	120	121	148	168	140	90	82	▲	1,513
Miscellaneous	2018	189	-	-	-	-	-	-	-	-	-	-	-	189	34.0%	189
	2017	141	133	144	124	126	131	110	139	140	144	167	159	141	▲	1,658
Other	2018	49	-	-	-	-	-	-	-	-	-	-	-	49	-36.4%	49
	2017	77	58	78	49	68	64	71	60	57	49	31	31	77	▼	693

Filings by Division & Case Category																		
			Jan	Feb	Mar	Apr	May	Jun	Jul	Aug	Sep	Oct	Nov	Dec	Thru Jan	% Change	Total	
Civil	Administrative Law	2018	1	-	-	-	-	-	-	-	-	-	-	-	-	1	1	1
		2017	-	1	-	-	-	-	-	-	-	-	1	-	-	0	↔	2
	Contested Divorce	2018	6	-	-	-	-	-	-	-	-	-	-	-	-	6	-33.3%	6
		2017	9	6	8	2	15	9	3	3	4	3	5	1	9	9	▼	68
	Domestic and Family - Level 1	2018	6	-	-	-	-	-	-	-	-	-	-	-	-	6	6	6
		2017	-	8	6	8	14	7	5	5	7	3	5	8	0	0	↔	76
	Domestic and Family - Level 2	2018	4	-	-	-	-	-	-	-	-	-	-	-	-	4	300.0%	4
		2017	1	1	4	1	-	1	2	4	3	3	-	-	4	1	▲	24
	General Civil - Level 1	2018	5	-	-	-	-	-	-	-	-	-	-	-	-	5	5	5
		2017	-	-	1	1	1	-	-	2	-	-	-	1	1	0	↔	7
	General Civil - Level 2	2018	7	-	-	-	-	-	-	-	-	-	-	-	-	7	-30.0%	7
		2017	10	12	18	20	11	16	14	23	33	16	23	31	10	10	▼	227
	General Civil - Level 3	2018	10	-	-	-	-	-	-	-	-	-	-	-	-	10	11.1%	10
		2017	9	6	6	5	17	16	4	17	11	7	6	5	9	9	▲	109
Probates/Wills & Trusts - Level 1	2018	-	-	-	-	-	-	-	-	-	-	-	-	-	0	-100.0%	0	
	2017	2	-	1	-	-	-	-	1	1	1	1	1	-	2	▼	7	
Probates/Wills & Trusts - Level 2	2018	2	-	-	-	-	-	-	-	-	-	-	-	-	2	-33.3%	2	
	2017	3	3	2	7	6	1	1	1	1	3	3	6	3	3	▼	37	
Uncontested Divorce	2018	18	-	-	-	-	-	-	-	-	-	-	-	-	18	63.6%	18	
	2017	11	15	19	12	13	12	19	11	16	9	15	15	11	11	▲	167	
Criminal	Felonies and Related Matters	2018	55	-	-	-	-	-	-	-	-	-	-	-	55	25.0%	55	
		2017	44	52	95	54	78	65	68	58	95	87	82	44	44	▲	822	
	Misdemeanor	2018	39	-	-	-	-	-	-	-	-	-	-	-	39	39.3%	39	
		2017	28	45	41	36	63	39	32	48	41	66	47	29	28	▲	515	
	Other Criminally Related Matters	2018	6	-	-	-	-	-	-	-	-	-	-	-	6	-40.0%	6	
2017		10	15	20	17	10	14	20	15	12	15	11	17	10	10	▼	176	
	Miscellaneous	2018	189	-	-	-	-	-	-	-	-	-	-	-	189	34.0%	189	
		2017	141	133	144	124	126	131	110	139	140	144	167	159	141	▲	1,658	
	Other	2018	49	-	-	-	-	-	-	-	-	-	-	-	49	-36.4%	49	
		2017	77	58	78	49	68	64	71	60	57	49	31	31	77	▼	693	

January 2017 -- January 2018 Filings

Dashboard

Court: Appomattox Circuit

Circuit/Court ID: 10

Start/End Date: Jan-17 / Jan-18

210011

2017 Average Month: 93

Type of Case: Filings

Jan-Jan 2017: 72

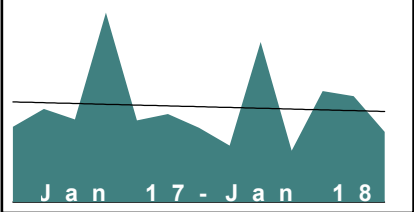
2018 Average Month: 67

Filings Trending: ▼

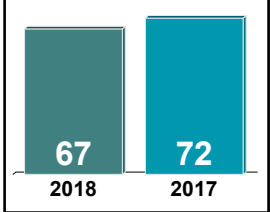
Jan-Jan 2018 : 67

Overall AVG. Month: 91

Monthly Filings Summary



Jan --- Jan Filings



Filings by Division																
		Jan	Feb	Mar	Apr	May	Jun	Jul	Aug	Sep	Oct	Nov	Dec	Thru Jan	% Change	Total
Total	2018	67	-	-	-	-	-	-	-	-	-	-	-	67	-6.9%	67
	2017	72	89	79	181	78	84	71	54	153	49	106	101	72	▼	1,117
Civil	2018	6	-	-	-	-	-	-	-	-	-	-	-	6	-45.5%	6
	2017	11	15	6	6	7	8	3	9	7	10	5	8	11	▼	95
Criminal	2018	5	-	-	-	-	-	-	-	-	-	-	-	5	-64.3%	5
	2017	14	48	32	133	24	36	33	15	112	6	37	35	14	▼	525
Miscellaneous	2018	55	-	-	-	-	-	-	-	-	-	-	-	55	17.0%	55
	2017	47	25	40	39	46	40	34	30	34	33	64	58	47	▲	490
Other	2018	1	-	-	-	-	-	-	-	-	-	-	-	1	1	1
	2017	-	1	1	3	1	-	1	-	-	-	-	-	0	↔	7

Filings by Division & Case Category																
		Jan	Feb	Mar	Apr	May	Jun	Jul	Aug	Sep	Oct	Nov	Dec	Thru Jan	% Change	Total
Civil	Administrative Law	2018	-	-	-	-	-	-	-	-	-	-	-	0	-100.0%	0
		2017	1	-	-	-	-	-	-	-	-	-	-	1	▼	1
	Contested Divorce	2018	-	-	-	-	-	-	-	-	-	-	-	0	-100.0%	0
		2017	1	2	2	2	1	-	-	1	1	-	-	1	▼	10
	Domestic and Family - Level 1	2018	-	-	-	-	-	-	-	-	-	-	-	0	0	0
		2017	-	2	-	-	1	-	3	1	4	-	4	0	↔	15
	Domestic and Family - Level 2	2018	-	-	-	-	-	-	-	-	-	-	-	0	-100.0%	0
		2017	2	3	-	1	1	1	1	1	1	1	1	2	▼	13
	General Civil - Level 2	2018	-	-	-	-	-	-	-	-	-	-	-	0	0	0
		2017	-	3	-	-	3	1	-	2	1	1	1	0	↔	15
	General Civil - Level 3	2018	2	-	-	-	-	-	-	-	-	-	-	2	-33.3%	2
		2017	3	2	1	-	1	2	-	2	-	1	1	3	▼	13
Criminal	Probates/Wills & Trusts - Level 1	2018	-	-	-	-	-	-	-	-	-	-	-	0	0	0
		2017	-	-	-	-	-	-	1	-	-	-	-	0	↔	1
	Probates/Wills & Trusts - Level 2	2018	-	-	-	-	-	-	-	-	-	-	-	0	0	0
		2017	-	1	-	1	-	-	-	-	-	-	1	0	↔	3
	Uncontested Divorce	2018	4	-	-	-	-	-	-	-	-	-	-	4	0.0%	4
		2017	4	2	3	2	1	1	2	2	2	3	2	4	↔	24
	Felonies and Related Matters	2018	5	-	-	-	-	-	-	-	-	-	-	5	-64.3%	5
		2017	14	44	31	94	17	28	14	12	103	2	20	14	▼	410
	Misdemeanor	2018	-	-	-	-	-	-	-	-	-	-	-	0	0	0
		2017	-	4	1	37	5	2	-	3	7	-	10	0	↔	71
	Other Criminally Related Matters	2018	-	-	-	-	-	-	-	-	-	-	-	0	0	0
		2017	-	-	-	2	2	6	19	-	2	4	7	0	↔	44
Miscellaneous		2018	55	-	-	-	-	-	-	-	-	-	-	55	17.0%	55
		2017	47	25	40	39	46	40	34	30	34	33	64	47	▲	490
Other		2018	1	-	-	-	-	-	-	-	-	-	-	1	1	1
		2017	-	1	1	3	1	-	1	-	-	-	-	0	↔	7

January 2017 -- January 2018 Filings

Dashboard

Court: Buckingham Circuit

Circuit/Court ID: 10

Start/End Date: Jan-17 / Jan-18

210029

2017 Average Month: 80

Type of Case: Filings

Jan-Jan 2017: 66


2018 Average Month:63

Filings Trending: ▼

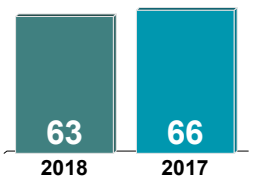
Jan-Jan 2018 : 63

Overall AVG. Month: 79

Monthly Filings Summary



Jan --- Jan Filings



Filings by Division																
		Jan	Feb	Mar	Apr	May	Jun	Jul	Aug	Sep	Oct	Nov	Dec	Thru Jan	% Change	Total
Total	2018	63	-	-	-	-	-	-	-	-	-	-	-	63	-4.5%	63
	2017	66	68	69	169	46	94	42	76	120	54	80	76	66	▼	960
Civil	2018	8	-	-	-	-	-	-	-	-	-	-	-	8	-27.3%	8
	2017	11	6	9	11	11	14	6	4	12	8	8	11	11	▼	111
Criminal	2018	16	-	-	-	-	-	-	-	-	-	-	-	16	-48.4%	16
	2017	31	24	22	131	14	49	4	50	90	14	38	31	31	▼	498
Miscellaneous	2018	38	-	-	-	-	-	-	-	-	-	-	-	38	65.2%	38
	2017	23	38	37	26	21	27	31	21	18	32	34	34	23	▲	342
Other	2018	1	-	-	-	-	-	-	-	-	-	-	-	1	0.0%	1
	2017	1	-	1	1	-	4	1	1	-	-	-	-	1	↔	9

Filings by Division & Case Category																
		Jan	Feb	Mar	Apr	May	Jun	Jul	Aug	Sep	Oct	Nov	Dec	Thru Jan	% Change	Total
Civil	Administrative Law	2018	-	-	-	-	-	-	-	-	-	-	-	0	0	0
		2017	-	-	1	-	-	-	-	-	-	-	-	0	↔	1
	Contested Divorce	2018	-	-	-	-	-	-	-	-	-	-	-	0	-100.0%	0
		2017	2	1	2	1	1	-	1	-	1	1	3	2	▼	14
	Domestic and Family - Level 1	2018	-	-	-	-	-	-	-	-	-	-	-	0	0	0
		2017	-	-	-	4	-	5	-	4	-	1	1	0	↔	15
	Domestic and Family - Level 2	2018	-	-	-	-	-	-	-	-	-	-	-	0	0	0
		2017	-	-	-	-	2	-	-	-	-	3	-	0	↔	5
	General Civil - Level 1	2018	-	-	-	-	-	-	-	-	-	-	-	0	0	0
		2017	-	-	-	2	-	-	-	-	-	-	1	0	↔	3
	General Civil - Level 2	2018	1	-	-	-	-	-	-	-	-	-	-	1	-75.0%	1
		2017	4	3	2	1	4	3	-	3	1	2	-	4	▼	24
	General Civil - Level 3	2018	4	-	-	-	-	-	-	-	-	-	-	4	100.0%	4
		2017	2	-	1	-	1	2	3	-	4	2	2	1	▲	18
Criminal	Protective Orders	2018	-	-	-	-	-	-	-	-	-	-	-	0	0	0
		2017	-	-	-	-	-	2	-	-	-	-	-	0	↔	2
	Uncontested Divorce	2018	3	-	-	-	-	-	-	-	-	-	-	3	0.0%	3
		2017	3	2	3	3	3	2	2	1	2	3	1	4	↔	29
	Felonies and Related Matters	2018	16	-	-	-	-	-	-	-	-	-	-	16	-11.1%	16
		2017	18	8	13	82	10	42	3	36	80	11	34	18	▼	360
	Misdemeanor	2018	-	-	-	-	-	-	-	-	-	-	-	0	-100.0%	0
		2017	10	13	8	47	4	7	1	14	10	3	4	5	▼	126
	Other Criminally Related Matters	2018	-	-	-	-	-	-	-	-	-	-	-	0	-100.0%	0
		2017	3	3	1	2	-	-	-	-	-	-	3	3	▼	12
	Miscellaneous	2018	38	-	-	-	-	-	-	-	-	-	-	38	65.2%	38
		2017	23	38	37	26	21	27	31	21	18	32	34	23	▲	342
Other	2018	1	-	-	-	-	-	-	-	-	-	-	-	1	0.0%	1
	2017	1	-	1	1	-	4	1	1	-	-	-	-	1	↔	9

January 2017 -- January 2018 Filings

Dashboard

Court: Charlotte Circuit

Circuit/Court ID: 10

Start/End Date: Jan-17 / Jan-18

210037

2017 Average Month: 53

Type of Case: Filings

Jan-Jan 2017: 47

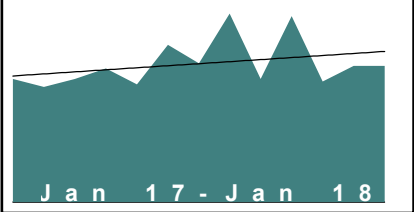
2018 Average Month:52

Jan-Jan 2018 : 52

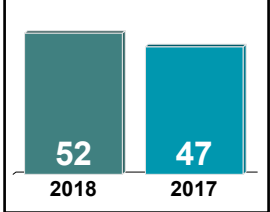
Filings Trending: ▲

Overall AVG. Month: 53

Monthly Filings Summary



Jan --- Jan Filings



Filings by Division																
		Jan	Feb	Mar	Apr	May	Jun	Jul	Aug	Sep	Oct	Nov	Dec	Thru Jan	% Change	Total
Total	2018	52	-	-	-	-	-	-	-	-	-	-	-	52	10.6%	52
	2017	47	44	47	51	45	60	53	72	47	71	46	52	47	▲	635
Civil	2018	8	-	-	-	-	-	-	-	-	-	-	-	8	100.0%	8
	2017	4	14	12	12	8	2	9	15	10	6	10	6	4	▲	108
Criminal	2018	4	-	-	-	-	-	-	-	-	-	-	-	4	-78.9%	4
	2017	19	13	2	20	18	28	13	19	20	28	15	12	19	▼	207
Miscellaneous	2018	34	-	-	-	-	-	-	-	-	-	-	-	34	54.5%	34
	2017	22	15	27	16	16	22	26	32	13	37	21	32	22	▲	279
Other	2018	6	-	-	-	-	-	-	-	-	-	-	-	6	200.0%	6
	2017	2	2	6	3	3	8	5	6	4	-	-	2	2	▲	41

Filings by Division & Case Category																		
			Jan	Feb	Mar	Apr	May	Jun	Jul	Aug	Sep	Oct	Nov	Dec	Thru Jan	% Change	Total	
Civil	Contested Divorce	2018	1	-	-	-	-	-	-	-	-	-	-	-	-	1	-50.0%	1
		2017	2	2	2	1	-	-	-	1	1	1	2	-	2	▼	12	
	Domestic and Family - Level 1	2018	-	-	-	-	-	-	-	-	-	-	-	-	-	0	-100.0%	0
		2017	1	-	1	1	1	1	2	4	3	2	-	-	1	▼	16	
	Domestic and Family - Level 2	2018	1	-	-	-	-	-	-	-	-	-	-	-	-	1	1	1
		2017	-	1	2	2	-	-	2	2	-	1	2	-	0	↔	12	
	General Civil - Level 2	2018	1	-	-	-	-	-	-	-	-	-	-	-	-	1	1	1
		2017	-	1	-	1	2	-	2	1	-	1	2	3	0	↔	13	
	General Civil - Level 3	2018	3	-	-	-	-	-	-	-	-	-	-	-	-	3	3	3
		2017	-	5	4	-	1	-	-	4	2	-	-	-	-	0	↔	16
	Probates/Wills & Trusts - Level 2	2018	1	-	-	-	-	-	-	-	-	-	-	-	-	1	1	1
		2017	-	-	1	-	-	1	-	-	-	-	-	-	-	0	↔	2
Protective Orders	2018	-	-	-	-	-	-	-	-	-	-	-	-	-	0	0	0	
	2017	-	-	-	-	-	-	1	-	-	-	-	-	-	0	↔	1	
Uncontested Divorce	2018	1	-	-	-	-	-	-	-	-	-	-	-	-	1	0.0%	1	
	2017	1	5	2	7	4	-	2	3	4	1	4	3	1	1	↔	36	
Criminal	Felonies and Related Matters	2018	1	-	-	-	-	-	-	-	-	-	-	-	-	1	-92.9%	1
		2017	14	6	-	15	15	22	7	15	14	26	13	6	14	▼	153	
	Misdemeanor	2018	3	-	-	-	-	-	-	-	-	-	-	-	-	3	0.0%	3
		2017	3	7	1	4	3	5	6	4	5	2	2	6	3	↔	48	
	Other Criminally Related Matters	2018	-	-	-	-	-	-	-	-	-	-	-	-	-	0	-100.0%	0
		2017	2	-	1	1	-	1	-	-	1	-	-	-	2	▼	6	
	Miscellaneous	2018	34	-	-	-	-	-	-	-	-	-	-	-	-	34	54.5%	34
		2017	22	15	27	16	16	22	26	32	13	37	21	32	22	▲	279	
	Other	2018	6	-	-	-	-	-	-	-	-	-	-	-	-	6	200.0%	6
		2017	2	2	6	3	3	8	5	6	4	-	-	2	2	2	▲	41

January 2017 -- January 2018 Filings

Dashboard

Court: Cumberland Circuit

Circuit/Court ID: 10

Start/End Date: Jan-17 / Jan-18

210049

2017 Average Month: 47

Type of Case: Filings

Jan-Jan 2017: 64


2018 Average Month:63

Filings Trending: ↔

Jan-Jan 2018 : 63

Overall AVG. Month: 48

Monthly Filings Summary



Jan --- Jan Filings



Filings by Division																
		Jan	Feb	Mar	Apr	May	Jun	Jul	Aug	Sep	Oct	Nov	Dec	Thru Jan	% Change	Total
Total	2018	63	-	-	-	-	-	-	-	-	-	-	-	63	-1.6%	63
	2017	64	64	26	65	35	30	21	60	92	31	49	21	64	▼	558
Civil	2018	2	-	-	-	-	-	-	-	-	-	-	-	2	-66.7%	2
	2017	6	8	-	5	5	5	4	10	14	3	9	3	6	▼	72
Criminal	2018	26	-	-	-	-	-	-	-	-	-	-	-	26	-23.5%	26
	2017	34	33	6	44	10	5	2	33	61	5	10	4	34	▼	247
Miscellaneous	2018	35	-	-	-	-	-	-	-	-	-	-	-	35	45.8%	35
	2017	24	23	19	16	20	20	15	17	17	23	29	14	24	▲	237
Other	2018	-	-	-	-	-	-	-	-	-	-	-	-	0	0	0
	2017	-	-	1	-	-	-	-	-	-	-	1	-	0	↔	2

Filings by Division & Case Category																
		Jan	Feb	Mar	Apr	May	Jun	Jul	Aug	Sep	Oct	Nov	Dec	Thru Jan	% Change	Total
Civil	Contested Divorce	2018	-	-	-	-	-	-	-	-	-	-	-	0	0	0
		2017	-	1	-	1	2	-	2	-	-	1	2	0	↔	9
	Domestic and Family - Level 1	2018	-	-	-	-	-	-	-	-	-	-	-	0	0	0
		2017	-	1	-	1	1	-	-	8	-	-	-	0	↔	11
	Domestic and Family - Level 2	2018	-	-	-	-	-	-	-	-	-	-	-	0	0	0
		2017	-	-	-	-	1	-	2	1	-	1	-	0	↔	5
	General Civil - Level 1	2018	-	-	-	-	-	-	-	-	-	-	-	0	0	0
		2017	-	-	-	-	-	1	-	-	-	-	-	0	↔	1
	General Civil - Level 2	2018	1	-	-	-	-	-	-	-	-	-	-	1	-66.7%	1
		2017	3	3	-	-	1	1	3	2	3	4	-	3	▼	20
	General Civil - Level 3	2018	1	-	-	-	-	-	-	-	-	-	-	1	0.0%	1
		2017	1	1	-	-	1	-	1	-	-	1	-	1	↔	5
Criminal	Probates/Wills & Trusts - Level 2	2018	-	-	-	-	1	-	-	-	-	-	-	0	0	0
		2017	-	-	-	-	1	-	-	-	-	-	-	0	↔	1
	Uncontested Divorce	2018	-	-	-	-	-	-	-	-	-	-	-	0	-100.0%	0
		2017	2	2	-	3	-	2	3	2	3	-	2	2	▼	20
	Felonies and Related Matters	2018	18	-	-	-	-	-	-	-	-	-	-	18	-14.3%	18
		2017	21	24	4	37	4	2	23	41	3	7	3	21	▼	171
	Misdemeanor	2018	7	-	-	-	-	-	-	-	-	-	-	7	-46.2%	7
		2017	13	9	2	7	5	3	10	13	2	2	-	13	▼	66
	Other Criminally Related Matters	2018	1	-	-	-	-	-	-	-	-	-	-	1	1	1
		2017	-	-	-	-	1	-	-	7	-	1	1	0	↔	10
	Miscellaneous	2018	35	-	-	-	-	-	-	-	-	-	-	35	45.8%	35
		2017	24	23	19	16	20	20	15	17	17	23	29	24	▲	237
Other		2018	-	-	-	-	-	-	-	-	-	-	-	0	0	0
		2017	-	-	1	-	-	-	-	-	-	1	-	0	↔	2

January 2017 -- January 2018 Filings

Dashboard

Court: Halifax Circuit

Circuit/Court ID: 10

Start/End Date: Jan-17 / Jan-18

210083

2017 Average Month: 194

Type of Case: Filings

Jan-Jan 2017: 209

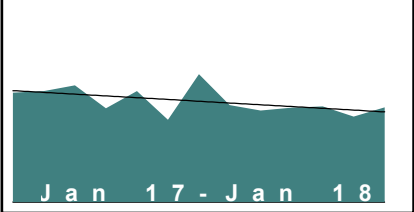
2018 Average Month:181

Filings Trending: ▼

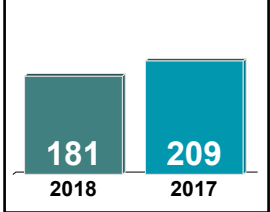
Jan-Jan 2018 : 181

Overall AVG. Month: 193

Monthly Filings Summary



Jan --- Jan Filings



Filings by Division																
		Jan	Feb	Mar	Apr	May	Jun	Jul	Aug	Sep	Oct	Nov	Dec	Thru Jan	% Change	Total
Total	2018	181	-	-	-	-	-	-	-	-	-	-	-	181	-13.4%	181
	2017	209	212	223	179	212	157	244	185	175	180	183	163	209	▼	2,322
Civil	2018	34	-	-	-	-	-	-	-	-	-	-	-	34	9.7%	34
	2017	31	40	34	15	20	35	27	25	27	43	24	10	31	▲	331
Criminal	2018	45	-	-	-	-	-	-	-	-	-	-	-	45	-51.1%	45
	2017	92	67	91	74	100	55	171	91	98	75	70	51	92	▼	1,035
Miscellaneous	2018	94	-	-	-	-	-	-	-	-	-	-	-	94	30.6%	94
	2017	72	88	73	74	75	51	40	65	43	60	79	79	72	▲	799
Other	2018	8	-	-	-	-	-	-	-	-	-	-	-	8	-42.9%	8
	2017	14	17	25	16	17	16	6	4	7	2	10	23	14	▼	157

Filings by Division & Case Category																
		Jan	Feb	Mar	Apr	May	Jun	Jul	Aug	Sep	Oct	Nov	Dec	Thru Jan	% Change	Total
Civil	Administrative Law	2018	-	-	-	-	-	-	-	-	-	-	-	0	-100.0%	0
		2017	1	-	-	-	-	-	-	-	-	1	-	1	▼	2
	Contested Divorce	2018	8	-	-	-	-	-	-	-	-	-	-	8	166.7%	8
		2017	3	3	5	3	1	6	7	2	3	6	4	3	▲	43
	Domestic and Family - Level 1	2018	-	-	-	-	-	-	-	-	-	-	-	0	-100.0%	0
		2017	10	2	3	3	2	9	1	6	6	14	2	10	▼	60
	Domestic and Family - Level 2	2018	3	-	-	-	-	-	-	-	-	-	-	3	3	3
		2017	-	1	-	-	1	3	1	-	2	-	1	0	↔	9
	General Civil - Level 1	2018	-	-	-	-	-	-	-	-	-	-	-	0	0	0
		2017	-	2	1	-	-	-	-	-	1	-	-	0	↔	4
	General Civil - Level 2	2018	3	-	-	-	-	-	-	-	-	-	-	3	50.0%	3
		2017	2	3	4	1	1	4	4	6	3	4	5	2	▲	38
	General Civil - Level 3	2018	11	-	-	-	-	-	-	-	-	-	-	11	175.0%	11
		2017	4	18	3	1	4	1	9	2	10	10	2	4	▲	67
Criminal	Probates/Wills & Trusts - Level 1	2018	-	-	-	1	-	-	-	-	-	-	-	0	0	0
		2017	-	-	-	-	-	-	-	-	1	1	-	0	↔	3
	Probates/Wills & Trusts - Level 2	2018	2	-	-	-	-	-	-	-	-	-	-	2	100.0%	2
		2017	1	-	-	-	1	1	1	-	4	2	1	1	▲	12
	Protective Orders	2018	-	-	-	-	-	-	-	-	-	-	-	0	0	0
		2017	-	-	-	-	-	-	-	-	-	1	-	0	↔	1
	Uncontested Divorce	2018	7	-	-	-	-	-	-	-	-	-	-	7	-30.0%	7
		2017	10	11	18	6	10	11	4	8	3	3	6	10	▼	92
	Felonies and Related Matters	2018	33	-	-	-	-	-	-	-	-	-	-	33	-38.9%	33
		2017	54	44	77	47	54	25	104	45	73	51	49	54	▼	659
Miscellaneous	Misdemeanor	2018	12	-	-	-	-	-	-	-	-	-	-	12	-65.7%	12
		2017	35	12	13	24	37	27	65	44	21	22	16	35	▼	331
	Other Criminally Related Matters	2018	-	-	-	-	-	-	-	-	-	-	-	0	-100.0%	0
		2017	3	11	1	3	9	3	2	2	4	2	5	3	▼	45
Other	Miscellaneous	2018	94	-	-	-	-	-	-	-	-	-	-	94	30.6%	94
		2017	72	88	73	74	75	51	40	65	43	60	79	72	▲	799
Other	Other	2018	8	-	-	-	-	-	-	-	-	-	-	8	-42.9%	8
		2017	14	17	25	16	17	16	6	4	7	2	10	14	▼	157

January 2017 -- January 2018 Filings

Dashboard

Court: Lunenburg Circuit

Circuit/Court ID: 10

Start/End Date: Jan-17 / Jan-18

210111

2017 Average Month: 61

Type of Case: Filings

Jan-Jan 2017: 41

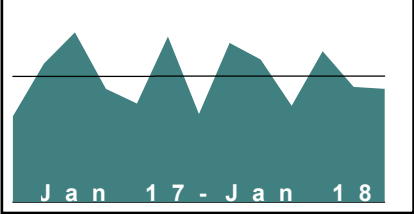
2018 Average Month:54

Filings Trending: ▲

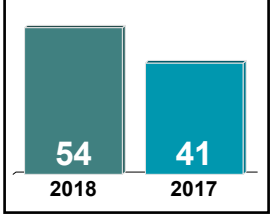
Jan-Jan 2018 : 54

Overall AVG. Month: 60

Monthly Filings Summary



Jan --- Jan Filings



Filings by Division																
		Jan	Feb	Mar	Apr	May	Jun	Jul	Aug	Sep	Oct	Nov	Dec	Thru Jan	% Change	Total
Total	2018	54	-	-	-	-	-	-	-	-	-	-	-	54	31.7%	54
	2017	41	66	81	54	47	79	42	76	68	46	72	55	41	▲	727
Civil	2018	7	-	-	-	-	-	-	-	-	-	-	-	7	133.3%	7
	2017	3	2	18	6	11	15	19	6	7	4	4	6	3	▲	101
Criminal	2018	1	-	-	-	-	-	-	-	-	-	-	-	1	-88.9%	1
	2017	9	40	27	22	15	50	14	24	32	20	30	23	9	▼	306
Miscellaneous	2018	46	-	-	-	-	-	-	-	-	-	-	-	46	58.6%	46
	2017	29	24	36	26	21	14	9	46	29	22	38	26	29	▲	320

Filings by Division & Case Category																
		Jan	Feb	Mar	Apr	May	Jun	Jul	Aug	Sep	Oct	Nov	Dec	Thru Jan	% Change	Total
Civil	Contested Divorce	2018	-	-	-	-	-	-	-	-	-	-	-	0	0	0
		2017	-	1	2	1	1	1	1	1	-	1	-	0	↔	10
	Domestic and Family - Level 1	2018	1	-	-	-	-	-	-	-	-	-	-	1	0.0%	1
		2017	1	-	-	1	4	-	2	-	-	-	2	1	↔	10
	Domestic and Family - Level 2	2018	1	-	-	-	-	-	-	-	-	-	-	1	1	1
		2017	-	-	1	-	-	-	-	1	-	1	1	0	↔	4
	General Civil - Level 1	2018	-	-	-	-	-	-	-	-	-	-	-	0	0	0
		2017	-	-	-	-	1	-	-	-	-	-	-	0	↔	1
	General Civil - Level 2	2018	1	-	-	-	-	-	-	-	-	-	-	1	1	1
		2017	-	-	3	2	2	8	10	2	2	1	1	0	↔	32
Criminal	General Civil - Level 3	2018	-	-	-	-	-	-	-	-	-	-	-	0	0	0
		2017	-	-	6	-	4	4	2	3	-	-	1	0	↔	20
	Probates/Wills & Trusts - Level 2	2018	-	-	-	-	-	-	-	-	-	-	-	0	-100.0%	0
		2017	1	-	-	-	-	-	-	-	-	-	-	1	▼	1
	Uncontested Divorce	2018	4	-	-	-	-	-	-	-	-	-	-	4	300.0%	4
		2017	1	1	6	2	4	1	2	1	-	3	1	1	▲	23
	Capital Murder	2018	-	-	-	-	-	-	-	-	-	-	-	0	0	0
		2017	-	-	-	-	1	-	-	-	-	-	-	0	↔	1
	Felonies and Related Matters	2018	1	-	-	-	-	-	-	-	-	-	-	1	-85.7%	1
		2017	7	17	23	19	10	42	10	21	18	14	26	7	▼	230
Miscellaneous	Misdemeanor	2018	-	-	-	-	-	-	-	-	-	-	-	0	-100.0%	0
		2017	1	22	4	2	4	4	3	3	14	6	4	1	▼	67
	Other Criminally Related Matters	2018	-	-	-	-	-	-	-	-	-	-	-	0	-100.0%	0
		2017	1	1	-	1	1	3	1	-	-	-	-	1	▼	8
	Miscellaneous	2018	46	-	-	-	-	-	-	-	-	-	-	46	58.6%	46
		2017	29	24	36	26	21	14	9	46	29	22	38	29	▲	320

January 2017 -- January 2018 Filings

Dashboard

Court: Mecklenburg Circuit

Start/End Date: Jan-17 / Jan-18

2017 Average Month: 260

Jan-Jan 2017: 177

Filings Trending: ▲

Circuit/Court ID: 10

210117

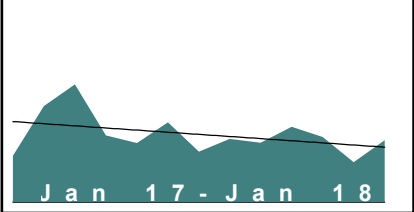
Type of Case: Filings

2018 Average Month:236

Jan-Jan 2018 : 236

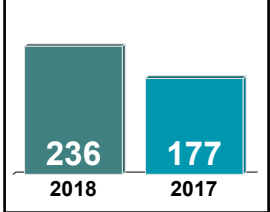
Overall AVG. Month: 259

Monthly Filings Summary



Jan 17 - Jan 18

Jan --- Jan Filings



236 177

2018 2017

Filings by Division																
		Jan	Feb	Mar	Apr	May	Jun	Jul	Aug	Sep	Oct	Nov	Dec	Thru Jan	% Change	Total
Total	2018	236	-	-	-	-	-	-	-	-	-	-	-	236	33.3%	236
	2017	177	367	449	254	225	304	193	241	226	288	249	152	177	▲	3,125
Civil	2018	38	-	-	-	-	-	-	-	-	-	-	-	38	111.1%	38
	2017	18	35	40	29	33	31	31	37	33	86	47	24	18	▲	444
Criminal	2018	114	-	-	-	-	-	-	-	-	-	-	-	114	50.0%	114
	2017	76	264	322	171	139	221	106	162	146	118	112	51	76	▲	1,888
Miscellaneous	2018	84	-	-	-	-	-	-	-	-	-	-	-	84	1.2%	84
	2017	83	66	87	54	49	37	52	41	46	83	90	76	83	▲	764
Other	2018	-	-	-	-	-	-	-	-	-	-	-	-	0	0	0
	2017	-	2	-	-	4	15	4	1	1	1	-	1	0	↔	29

Filings by Division & Case Category																
		Jan	Feb	Mar	Apr	May	Jun	Jul	Aug	Sep	Oct	Nov	Dec	Thru Jan	% Change	Total
Civil	Administrative Law	2018	2	-	-	-	-	-	-	-	-	-	-	2	2	2
		2017	-	-	-	1	-	1	3	2	-	1	-	0	↔	8
	Contested Divorce	2018	7	-	-	-	-	-	-	-	-	-	-	7	250.0%	7
		2017	2	8	8	4	8	6	6	3	6	7	6	2	▲	68
	Domestic and Family - Level 1	2018	4	-	-	-	-	-	-	-	-	-	-	4	100.0%	4
		2017	2	-	2	1	1	5	-	9	1	1	3	2	▲	28
	Domestic and Family - Level 2	2018	4	-	-	-	-	-	-	-	-	-	-	4	4	4
		2017	-	-	-	-	1	2	2	-	1	-	3	0	↔	10
	General Civil - Level 1	2018	-	-	-	-	-	-	-	-	-	-	-	0	0	0
		2017	-	1	1	1	-	-	-	-	-	-	-	0	↔	4
	General Civil - Level 2	2018	2	-	-	-	-	-	-	-	-	-	-	2	0.0%	2
		2017	2	5	6	3	4	3	3	2	3	4	6	2	↔	43
	General Civil - Level 3	2018	2	-	-	-	-	-	-	-	-	-	-	2	-33.3%	2
		2017	3	5	4	1	2	-	1	-	3	60	9	1	▼	89
	Probates/Wills & Trusts - Level 1	2018	-	-	-	-	-	-	-	-	-	-	-	0	0	0
		2017	-	-	-	-	1	-	-	1	-	-	-	0	↔	2
Criminal	Probates/Wills & Trusts - Level 2	2018	1	-	-	-	-	-	-	-	-	-	-	1	1	1
		2017	-	-	-	4	2	-	1	-	1	-	2	0	↔	10
	Protective Orders	2018	-	-	-	-	-	-	-	-	-	-	-	0	0	0
		2017	-	-	-	-	-	1	-	-	-	2	1	0	↔	4
	Uncontested Divorce	2018	16	-	-	-	-	-	-	-	-	-	-	16	77.8%	16
		2017	9	16	19	14	15	14	16	20	16	13	17	9	▲	178
	Capital Murder	2018	-	-	-	-	-	-	-	-	-	-	-	0	0	0
		2017	-	-	-	-	-	1	-	1	-	1	-	0	↔	3
	Felonies and Related Matters	2018	89	-	-	-	-	-	-	-	-	-	-	89	71.2%	89
		2017	52	199	289	156	85	83	91	118	94	76	92	52	▲	1,369
Miscellaneous	Misdemeanor	2018	23	-	-	-	-	-	-	-	-	-	-	23	-4.2%	23
		2017	24	63	33	11	48	134	12	43	49	32	18	24	▼	482
	Other Criminally Related Matters	2018	2	-	-	-	-	-	-	-	-	-	-	2	2	2
		2017	-	2	-	4	6	4	2	1	2	10	1	0	↔	34
	Miscellaneous	2018	84	-	-	-	-	-	-	-	-	-	-	84	1.2%	84
		2017	83	66	87	54	49	37	52	41	46	83	90	83	▲	764
	Other	2018	-	-	-	-	-	-	-	-	-	-	-	0	0	0
		2017	-	2	-	-	4	15	4	1	1	1	-	0	↔	29

Data Extracted: 2-10-2018

Locale: Mecklenburg Circuit: 10 FIPS: 117

Page 33

Source:SCV-CMS-SQL-CIR

January 2017 -- January 2018 Filings

Dashboard

Court: Prince Edward Circuit

Circuit/Court ID: 10

Start/End Date: Jan-17 / Jan-18

210147

2017 Average Month: 128

Type of Case: Filings

Jan-Jan 2017: 109


2018 Average Month:100

Filings Trending: ▼

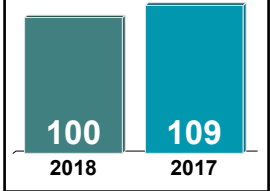
Jan-Jan 2018 : 100

Overall AVG. Month: 125

Monthly Filings Summary



Jan --- Jan Filings



Filings by Division																
		Jan	Feb	Mar	Apr	May	Jun	Jul	Aug	Sep	Oct	Nov	Dec	Thru Jan	% Change	Total
Total	2018	100	-	-	-	-	-	-	-	-	-	-	-	100	-8.3%	100
	2017	109	110	105	125	87	204	99	105	178	84	180	144	109	▼	1,530
Civil	2018	10	-	-	-	-	-	-	-	-	-	-	-	10	42.9%	10
	2017	7	12	20	12	20	18	15	9	16	11	17	8	7	▲	165
Criminal	2018	52	-	-	-	-	-	-	-	-	-	-	-	52	8.3%	52
	2017	48	61	56	81	26	147	59	61	122	45	118	106	48	▲	930
Miscellaneous	2018	38	-	-	-	-	-	-	-	-	-	-	-	38	-29.6%	38
	2017	54	37	29	31	39	38	23	35	40	27	43	30	54	▼	426
Other	2018	-	-	-	-	-	-	-	-	-	-	-	-	0	0	0
	2017	-	-	-	1	2	1	2	-	-	1	2	-	0	↔	9

Filings by Division & Case Category																
		Jan	Feb	Mar	Apr	May	Jun	Jul	Aug	Sep	Oct	Nov	Dec	Thru Jan	% Change	Total
Civil	Administrative Law	2018	-	-	-	-	-	-	-	-	-	-	-	0	0	0
		2017	-	-	-	-	-	-	-	-	1	-	-	0	↔	1
	Contested Divorce	2018	1	-	-	-	-	-	-	-	-	-	-	1	0.0%	1
		2017	1	2	-	1	4	3	3	1	-	1	-	1	↔	16
	Domestic and Family - Level 1	2018	-	-	-	-	-	-	-	-	-	-	-	0	0	0
		2017	-	1	-	-	2	2	1	-	1	4	-	0	↔	11
	Domestic and Family - Level 2	2018	3	-	-	-	-	-	-	-	-	-	-	3	3	3
		2017	-	2	3	-	-	1	-	4	1	1	6	0	↔	18
	General Civil - Level 1	2018	-	-	-	-	-	-	-	-	-	-	-	0	0	0
		2017	-	-	-	1	-	1	-	-	-	-	-	0	↔	2
	General Civil - Level 2	2018	2	-	-	-	-	-	-	-	-	-	-	2	0.0%	2
		2017	2	1	6	3	6	4	1	4	8	3	4	2	↔	42
	General Civil - Level 3	2018	-	-	-	-	-	-	-	-	-	-	-	0	0	0
		2017	-	1	4	2	5	1	2	-	1	3	2	0	↔	21
	Probates/Wills & Trusts - Level 1	2018	-	-	-	-	-	-	-	-	-	-	-	0	0	0
		2017	-	-	1	-	-	-	-	-	-	-	-	0	↔	1
Criminal	Probates/Wills & Trusts - Level 2	2018	-	-	-	-	-	-	-	-	-	-	-	0	0	0
		2017	-	-	1	3	2	-	2	-	1	-	-	0	↔	9
	Protective Orders	2018	-	-	-	-	-	-	-	-	-	-	-	0	0	0
		2017	-	2	-	-	-	1	-	-	1	1	-	0	↔	5
	Uncontested Divorce	2018	4	-	-	-	-	-	-	-	-	-	-	4	0.0%	4
		2017	4	3	5	2	1	5	6	4	2	1	4	4	↔	39
Miscellaneous	Felonies and Related Matters	2018	38	-	-	-	-	-	-	-	-	-	-	38	-11.6%	38
		2017	43	41	44	56	18	114	43	40	94	34	91	43	▼	698
	Misdemeanor	2018	14	-	-	-	-	-	-	-	-	-	-	14	180.0%	14
		2017	5	20	12	24	8	31	13	18	24	8	25	5	▲	213
	Other Criminally Related Matters	2018	-	-	-	-	-	-	-	-	-	-	-	0	0	0
		2017	-	-	-	1	-	2	3	3	4	3	2	0	↔	19
Other	Miscellaneous	2018	38	-	-	-	-	-	-	-	-	-	-	38	-29.6%	38
		2017	54	37	29	31	39	38	23	35	40	27	43	54	▼	426
	Other	2018	-	-	-	-	-	-	-	-	-	-	-	0	0	0
		2017	-	-	-	1	2	1	2	-	1	2	-	0	↔	9

January 2017 -- January 2018 Filings

Dashboard

Court: Amelia Circuit

Circuit/Court ID: 11

Start/End Date: Jan-17 / Jan-18

211007

2017 Average Month: 69

Type of Case: Filings

Jan-Jan 2017: 52

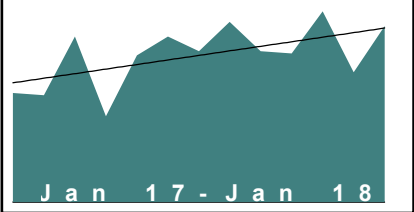
2018 Average Month:84

Filings Trending: ▲

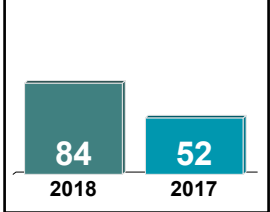
Jan-Jan 2018 : 84

Overall AVG. Month: 70

Monthly Filings Summary



Jan --- Jan Filings



Filings by Division																
		Jan	Feb	Mar	Apr	May	Jun	Jul	Aug	Sep	Oct	Nov	Dec	Thru Jan	% Change	Total
Total	2018	84	-	-	-	-	-	-	-	-	-	-	-	84	61.5%	84
	2017	52	51	79	41	70	79	72	86	72	71	91	62	52	▲	826
Civil	2018	10	-	-	-	-	-	-	-	-	-	-	-	10	0.0%	10
	2017	10	8	10	1	8	12	8	15	8	9	13	7	10	↔	109
Criminal	2018	20	-	-	-	-	-	-	-	-	-	-	-	20	53.8%	20
	2017	13	12	25	10	32	29	22	16	20	16	24	16	13	▲	235
Miscellaneous	2018	52	-	-	-	-	-	-	-	-	-	-	-	52	79.3%	52
	2017	29	30	40	30	26	37	40	54	43	46	54	39	29	▲	468
Other	2018	2	-	-	-	-	-	-	-	-	-	-	-	2	2	2
	2017	-	1	4	-	4	1	2	1	1	-	-	-	0	↔	14

Filings by Division & Case Category																
		Jan	Feb	Mar	Apr	May	Jun	Jul	Aug	Sep	Oct	Nov	Dec	Thru Jan	% Change	Total
Civil	Contested Divorce	2018	1	-	-	-	-	-	-	-	-	-	-	1	0.0%	1
		2017	1	5	6	1	-	1	4	1	1	-	-	1	↔	20
	Domestic and Family - Level 1	2018	-	-	-	-	-	-	-	-	-	-	-	0	0	0
		2017	-	-	1	-	4	4	6	1	2	3	1	0	↔	22
	Domestic and Family - Level 2	2018	1	-	-	-	-	-	-	-	-	-	-	1	1	1
		2017	-	-	-	-	-	1	1	-	-	4	-	0	↔	6
	General Civil - Level 1	2018	-	-	-	-	-	-	-	-	-	-	-	0	0	0
		2017	-	-	-	-	-	-	-	-	1	-	-	0	↔	1
	General Civil - Level 2	2018	1	-	-	-	-	-	-	-	-	-	-	1	-66.7%	1
		2017	3	1	2	-	1	3	-	1	1	3	-	3	▼	15
	General Civil - Level 3	2018	2	-	-	-	-	-	-	-	-	-	-	2	-50.0%	2
		2017	4	-	1	-	2	3	1	2	2	1	-	4	▼	16
Criminal	Probates/Wills & Trusts - Level 2	2018	-	-	-	-	-	-	-	-	-	-	-	0	0	0
		2017	-	1	-	-	1	2	-	-	-	-	-	0	↔	4
	Uncontested Divorce	2018	5	-	-	-	-	-	-	-	-	-	-	5	150.0%	5
		2017	2	1	-	-	2	3	1	3	3	2	2	2	▲	25
	Felonies and Related Matters	2018	12	-	-	-	-	-	-	-	-	-	-	12	50.0%	12
		2017	8	9	14	7	21	17	14	7	14	7	8	9	▲	135
	Misdemeanor	2018	6	-	-	-	-	-	-	-	-	-	-	6	20.0%	6
		2017	5	2	6	2	7	9	5	6	2	6	12	4	▲	66
	Other Criminally Related Matters	2018	2	-	-	-	-	-	-	-	-	-	-	2	2	2
		2017	-	1	5	1	4	3	3	4	3	4	3	0	↔	34
	Miscellaneous	2018	52	-	-	-	-	-	-	-	-	-	-	52	79.3%	52
		2017	29	30	40	30	26	37	40	54	43	46	54	29	▲	468
Other		2018	2	-	-	-	-	-	-	-	-	-	-	2	2	2
		2017	-	1	4	-	4	1	2	1	1	-	-	0	↔	14

January 2017 -- January 2018 Filings

Dashboard

Court: Dinwiddie Circuit

Start/End Date: Jan-17 / Jan-18

2017 Average Month: 141

Jan-Jan 2017: 156

Filings Trending: ▲

Circuit/Court ID: 11

211053


Type of Case: Filings

2018 Average Month:203

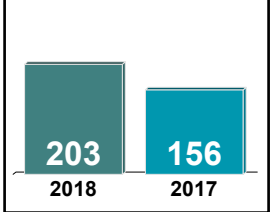
Jan-Jan 2018 : 203

Overall AVG. Month: 146

Monthly Filings Summary



Jan --- Jan Filings



Filings by Division																
		Jan	Feb	Mar	Apr	May	Jun	Jul	Aug	Sep	Oct	Nov	Dec	Thru Jan	% Change	Total
Total	2018	203	-	-	-	-	-	-	-	-	-	-	-	203	30.1%	203
	2017	156	189	150	117	109	140	109	148	146	176	134	123	156	▲	1,697
Civil	2018	34	-	-	-	-	-	-	-	-	-	-	-	34	6.3%	34
	2017	32	22	18	11	15	20	17	23	23	30	19	21	32	▲	251
Criminal	2018	64	-	-	-	-	-	-	-	-	-	-	-	64	3.2%	64
	2017	62	107	61	59	50	69	54	61	75	97	47	32	62	▲	774
Miscellaneous	2018	104	-	-	-	-	-	-	-	-	-	-	-	104	67.7%	104
	2017	62	59	71	47	43	51	37	64	48	49	66	70	62	▲	667
Other	2018	1	-	-	-	-	-	-	-	-	-	-	-	1	1	1
	2017	-	1	-	-	1	-	1	-	-	-	2	-	0	↔	5

Filings by Division & Case Category																		
			Jan	Feb	Mar	Apr	May	Jun	Jul	Aug	Sep	Oct	Nov	Dec	Thru Jan	% Change	Total	
Civil	Administrative Law	2018	4	-	-	-	-	-	-	-	-	-	-	-	-	4	4	4
		2017	-	-	-	-	-	-	1	-	1	-	-	1	0	↔	3	
	Contested Divorce	2018	4	-	-	-	-	-	-	-	-	-	-	-	-	4	33.3%	4
		2017	3	2	4	2	3	3	1	-	3	1	-	1	3	3	▲	23
	Domestic and Family - Level 1	2018	1	-	-	-	-	-	-	-	-	-	-	-	-	1	1	1
		2017	-	3	4	1	5	3	2	6	4	2	4	7	0	0	↔	41
	Domestic and Family - Level 2	2018	1	-	-	-	-	-	-	-	-	-	-	-	-	1	-50.0%	1
		2017	2	-	-	-	-	-	-	2	4	3	1	-	2	2	▼	12
	General Civil - Level 1	2018	-	-	-	-	-	-	-	-	-	-	-	-	-	0	0	0
		2017	-	-	1	-	-	-	-	-	-	-	-	-	-	0	↔	1
	General Civil - Level 2	2018	2	-	-	-	-	-	-	-	-	-	-	-	-	2	0.0%	2
		2017	2	1	2	4	3	3	-	1	3	6	2	1	2	2	↔	28
General Civil - Level 3	2018	13	-	-	-	-	-	-	-	-	-	-	-	-	13	-31.6%	13	
	2017	19	7	4	2	3	4	9	7	3	9	8	5	19	19	▼	80	
Probates/Wills & Trusts - Level 2	2018	1	-	-	-	-	-	-	-	-	-	-	-	-	1	0.0%	1	
	2017	1	2	1	1	-	1	-	2	1	3	3	-	1	1	↔	15	
Uncontested Divorce	2018	8	-	-	-	-	-	-	-	-	-	-	-	-	8	60.0%	8	
	2017	5	7	2	1	1	6	4	5	4	6	1	6	5	5	▲	48	
Criminal	Felonies and Related Matters	2018	50	-	-	-	-	-	-	-	-	-	-	-	-	50	11.1%	50
		2017	45	96	31	35	28	49	37	30	51	63	29	12	45	45	▲	506
	Misdemeanor	2018	12	-	-	-	-	-	-	-	-	-	-	-	-	12	-14.3%	12
		2017	14	8	23	18	18	14	11	23	18	28	17	15	14	14	▼	207
	Other Criminally Related Matters	2018	2	-	-	-	-	-	-	-	-	-	-	-	-	2	-33.3%	2
2017		3	3	7	6	4	6	6	8	6	6	1	5	3	3	▼	61	
Miscellaneous		2018	104	-	-	-	-	-	-	-	-	-	-	-	-	104	67.7%	104
		2017	62	59	71	47	43	51	37	64	48	49	66	70	62	62	▲	667
Other		2018	1	-	-	-	-	-	-	-	-	-	-	-	-	1	1	1
		2017	-	1	-	-	1	-	1	-	-	-	2	-	0	0	↔	5

January 2017 -- January 2018 Filings

Dashboard

Court: Nottoway Circuit

Start/End Date: Jan-17 / Jan-18

2017 Average Month: 81

Jan-Jan 2017: 74

Filings Trending: ▲

Circuit/Court ID: 11

211135

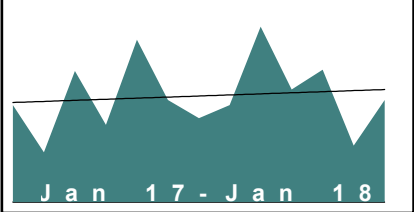
Type of Case: Filings

2018 Average Month:78

Jan-Jan 2018 : 78

Overall AVG. Month: 81

Monthly Filings Summary



Jan --- Jan Filings

78

2018

74

2017

Filings by Division																
		Jan	Feb	Mar	Apr	May	Jun	Jul	Aug	Sep	Oct	Nov	Dec	Thru Jan	% Change	Total
Total	2018	78	-	-	-	-	-	-	-	-	-	-	-	78	5.4%	78
	2017	74	38	100	59	124	78	64	74	134	86	101	43	74	▲	975
Civil	2018	10	-	-	-	-	-	-	-	-	-	-	-	10	25.0%	10
	2017	8	14	16	15	7	11	15	21	13	17	10	7	8	▲	154
Criminal	2018	23	-	-	-	-	-	-	-	-	-	-	-	23	-42.5%	23
	2017	40	8	49	14	89	40	27	25	94	40	55	9	40	▼	490
Miscellaneous	2018	44	-	-	-	-	-	-	-	-	-	-	-	44	76.0%	44
	2017	25	16	33	30	26	26	22	27	26	29	36	27	25	▲	323
Other	2018	1	-	-	-	-	-	-	-	-	-	-	-	1	0.0%	1
	2017	1	-	2	-	2	1	-	1	1	-	-	-	1	↔	8

Filings by Division & Case Category																
		Jan	Feb	Mar	Apr	May	Jun	Jul	Aug	Sep	Oct	Nov	Dec	Thru Jan	% Change	Total
Civil	Administrative Law	2018	-	-	-	-	-	-	-	-	-	-	-	0	0	0
		2017	-	-	-	-	-	-	-	-	-	1	-	0	↔	1
	Contested Divorce	2018	2	-	-	-	-	-	-	-	-	-	-	2	100.0%	2
		2017	1	1	-	1	2	1	1	5	3	1	-	1	▲	16
	Domestic and Family - Level 1	2018	2	-	-	-	-	-	-	-	-	-	-	2	100.0%	2
		2017	1	1	1	1	1	-	1	-	2	-	1	1	▲	9
	Domestic and Family - Level 2	2018	-	-	-	-	-	-	-	-	-	-	-	0	0	0
		2017	-	-	2	1	-	2	1	2	-	-	-	0	↔	8
	General Civil - Level 2	2018	-	-	-	-	-	-	-	-	-	-	-	0	-100.0%	0
		2017	2	5	4	5	-	1	1	2	3	1	-	2	▼	24
	General Civil - Level 3	2018	1	-	-	-	-	-	-	-	-	-	-	1	-66.7%	1
		2017	3	1	3	2	3	9	8	8	5	5	3	4	▼	54
	Probates/Wills & Trusts - Level 2	2018	-	-	-	-	-	-	-	-	-	-	-	0	-100.0%	0
		2017	1	1	3	4	-	1	1	1	5	2	1	1	▼	20
Criminal	Protective Orders	2018	-	-	-	-	-	-	-	-	-	-	-	0	0	0
		2017	-	-	-	-	-	-	1	-	-	-	-	0	↔	1
	Uncontested Divorce	2018	5	-	-	-	-	-	-	-	-	-	-	5	5	5
		2017	-	5	3	1	1	1	2	3	-	1	3	0	↔	21
	Felonies and Related Matters	2018	11	-	-	-	-	-	-	-	-	-	-	11	-63.3%	11
		2017	30	7	42	7	71	28	19	10	79	27	32	30	▼	355
	Misdemeanor	2018	9	-	-	-	-	-	-	-	-	-	-	9	-10.0%	9
		2017	10	-	7	4	16	10	7	13	11	11	20	10	▼	113
	Other Criminally Related Matters	2018	3	-	-	-	-	-	-	-	-	-	-	3	3	3
		2017	-	1	-	3	2	2	1	2	4	2	3	0	↔	22
	Miscellaneous	2018	44	-	-	-	-	-	-	-	-	-	-	44	76.0%	44
		2017	25	16	33	30	26	26	22	27	26	29	36	25	▲	323
	Other	2018	1	-	-	-	-	-	-	-	-	-	-	1	0.0%	1
		2017	1	-	2	-	2	1	-	1	1	-	-	1	↔	8

January 2017 -- January 2018 Filings

Dashboard

Court: Powhatan Circuit

Circuit/Court ID: 11

Start/End Date: Jan-17 / Jan-18

211145

2017 Average Month: 128

Type of Case: Filings

Jan-Jan 2017: 131


2018 Average Month:157

Filings Trending: ▲

Jan-Jan 2018 : 157

Overall AVG. Month: 130

Monthly Filings Summary



Jan --- Jan Filings

157

2018

131

2017

Filings by Division																
		Jan	Feb	Mar	Apr	May	Jun	Jul	Aug	Sep	Oct	Nov	Dec	Thru Jan	% Change	Total
Total	2018	157	-	-	-	-	-	-	-	-	-	-	-	157	19.8%	157
	2017	131	125	143	99	90	107	102	125	111	121	168	216	131	▲	1,538
Civil	2018	20	-	-	-	-	-	-	-	-	-	-	-	20	-25.9%	20
	2017	27	25	20	13	17	16	20	17	18	13	21	23	27	▼	230
Criminal	2018	16	-	-	-	-	-	-	-	-	-	-	-	16	6.7%	16
	2017	15	32	28	17	10	21	22	14	25	26	39	94	15	▲	343
Miscellaneous	2018	121	-	-	-	-	-	-	-	-	-	-	-	121	36.0%	121
	2017	89	68	95	69	63	69	59	94	68	81	107	99	89	▲	961
Other	2018	-	-	-	-	-	-	-	-	-	-	-	-	0	0	0
	2017	-	-	-	-	-	1	1	-	-	1	1	-	0	↔	4

Filings by Division & Case Category																
		Jan	Feb	Mar	Apr	May	Jun	Jul	Aug	Sep	Oct	Nov	Dec	Thru Jan	% Change	Total
Civil	Administrative Law	2018	-	-	-	-	-	-	-	-	-	-	-	0	0	0
		2017	-	1	-	-	-	-	-	-	-	-	-	0	↔	1
	Contested Divorce	2018	5	-	-	-	-	-	-	-	-	-	-	5	150.0%	5
		2017	2	1	4	2	2	3	3	1	2	1	6	2	▲	29
	Domestic and Family - Level 1	2018	3	-	-	-	-	-	-	-	-	-	-	3	-57.1%	3
		2017	7	1	2	-	7	2	2	3	2	3	2	7	▼	33
	Domestic and Family - Level 2	2018	1	-	-	-	-	-	-	-	-	-	-	1	0.0%	1
		2017	1	1	4	2	-	-	1	1	-	1	3	1	↔	14
	General Civil - Level 1	2018	-	-	-	-	-	-	-	-	-	-	-	0	0	0
		2017	-	-	-	-	-	-	1	-	-	-	-	0	↔	1
	General Civil - Level 2	2018	1	-	-	-	-	-	-	-	-	-	-	1	0.0%	1
		2017	1	11	2	2	3	6	5	1	4	-	5	6	↔	46
	General Civil - Level 3	2018	4	-	-	-	-	-	-	-	-	-	-	4	-55.6%	4
		2017	9	5	2	3	1	2	3	1	2	2	-	9	▼	32
Criminal	Probates/Wills & Trusts - Level 2	2018	-	-	-	-	-	-	-	-	-	-	-	0	0	0
		2017	-	-	1	-	-	1	1	1	-	1	-	0	↔	5
	Protective Orders	2018	-	-	-	-	-	-	-	-	-	-	-	0	0	0
		2017	-	-	-	-	1	-	1	-	-	-	-	0	↔	2
	Uncontested Divorce	2018	6	-	-	-	-	-	-	-	-	-	-	6	-14.3%	6
		2017	7	5	5	4	3	4	6	4	8	6	9	6	▼	67
	Felonies and Related Matters	2018	7	-	-	-	-	-	-	-	-	-	-	7	-36.4%	7
		2017	11	28	20	16	4	17	12	11	19	18	28	11	▼	242
	Misdemeanor	2018	6	-	-	-	-	-	-	-	-	-	-	6	200.0%	6
		2017	2	3	7	1	5	4	6	3	5	7	3	2	▲	77
Miscellaneous	Other Criminally Related Matters	2018	3	-	-	-	-	-	-	-	-	-	-	3	50.0%	3
		2017	2	1	1	-	1	-	4	-	1	1	8	2	▲	24
Other	Miscellaneous	2018	121	-	-	-	-	-	-	-	-	-	-	121	36.0%	121
		2017	89	68	95	69	63	69	59	94	68	81	107	89	▲	961
	Other	2018	-	-	-	-	-	-	-	-	-	-	-	0	0	0
		2017	-	-	-	-	1	1	-	-	1	1	-	0	↔	4

January 2017 -- January 2018 Filings

Dashboard

Court: Petersburg Circuit

Start/End Date: Jan-17 / Jan-18

2017 Average Month: 231

Jan-Jan 2017: 190

Filings Trending: ▼

Circuit/Court ID: 11

211730


Type of Case: Filings

2018 Average Month:167

Jan-Jan 2018 : 167

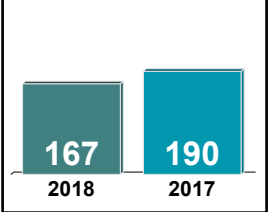
Overall AVG. Month: 226

Monthly Filings Summary



Jan 17 - Jan 18

Jan --- Jan Filings



167 190

2018 2017

Filings by Division																
		Jan	Feb	Mar	Apr	May	Jun	Jul	Aug	Sep	Oct	Nov	Dec	Thru Jan	% Change	Total
Total	2018	167	-	-	-	-	-	-	-	-	-	-	-	167	-12.1%	167
	2017	190	214	287	219	228	281	224	221	192	237	214	263	190	▼	2,770
Civil	2018	32	-	-	-	-	-	-	-	-	-	-	-	32	-3.0%	32
	2017	33	41	47	41	38	34	29	39	36	43	26	29	33	▼	436
Criminal	2018	98	-	-	-	-	-	-	-	-	-	-	-	98	-16.9%	98
	2017	118	134	182	137	140	205	159	139	114	148	137	194	118	▼	1,807
Miscellaneous	2018	33	-	-	-	-	-	-	-	-	-	-	-	33	-13.2%	33
	2017	38	39	58	40	44	35	36	43	41	43	45	39	38	▼	501
Other	2018	4	-	-	-	-	-	-	-	-	-	-	-	4	300.0%	4
	2017	1	-	-	1	6	7	-	-	1	3	6	1	1	▲	26

Filings by Division & Case Category																
		Jan	Feb	Mar	Apr	May	Jun	Jul	Aug	Sep	Oct	Nov	Dec	Thru Jan	% Change	Total
Civil	Administrative Law	2018	1	-	-	-	-	-	-	-	-	-	-	1	0.0%	1
		2017	1	-	-	-	1	-	1	-	-	-	-	1	↔	4
	Contested Divorce	2018	1	-	-	-	-	-	-	-	-	-	-	1	-50.0%	1
		2017	2	4	4	5	3	4	3	4	3	2	-	2	▼	34
	Domestic and Family - Level 1	2018	3	-	-	-	-	-	-	-	-	-	-	3	50.0%	3
		2017	2	11	1	5	3	2	7	3	4	10	3	2	▲	54
	Domestic and Family - Level 2	2018	-	-	-	-	-	-	-	-	-	-	-	0	-100.0%	0
		2017	3	2	1	2	3	-	2	1	1	2	1	3	▼	18
	General Civil - Level 1	2018	3	-	-	-	-	-	-	-	-	-	-	3	3	3
		2017	-	-	1	-	2	1	-	-	3	1	2	0	↔	10
	General Civil - Level 2	2018	16	-	-	-	-	-	-	-	-	-	-	16	60.0%	16
		2017	10	11	13	12	12	9	9	16	18	16	13	10	▲	148
	General Civil - Level 3	2018	5	-	-	-	-	-	-	-	-	-	-	5	-28.6%	5
		2017	7	5	7	8	8	9	7	2	7	5	7	7	▼	77
Criminal	Probates/Wills & Trusts - Level 1	2018	-	-	-	-	-	-	-	-	-	-	-	0	0	0
		2017	-	-	-	-	1	1	-	-	-	-	-	0	↔	2
	Probates/Wills & Trusts - Level 2	2018	-	-	-	-	-	-	-	-	-	-	-	0	-100.0%	0
		2017	1	1	1	1	2	-	-	-	3	2	-	1	▼	11
	Protective Orders	2018	-	-	-	-	-	-	-	-	-	-	-	0	0	0
		2017	-	-	-	-	1	-	-	-	1	-	-	0	↔	2
	Uncontested Divorce	2018	3	-	-	-	-	-	-	-	-	-	-	3	-57.1%	3
		2017	7	7	19	8	2	8	2	11	3	2	4	3	▼	76
	Capital Murder	2018	-	-	-	-	-	-	-	-	-	-	-	0	0	0
		2017	-	-	-	-	-	3	-	-	-	-	-	0	↔	3
Criminal	Felonies and Related Matters	2018	37	-	-	-	-	-	-	-	-	-	-	37	-47.1%	37
		2017	70	80	124	89	101	137	101	91	73	88	72	70	▼	1,129
	Misdemeanor	2018	41	-	-	-	-	-	-	-	-	-	-	41	46.4%	41
		2017	28	42	29	23	27	51	19	32	24	25	16	28	▲	364
	Other Criminally Related Matters	2018	20	-	-	-	-	-	-	-	-	-	-	20	0.0%	20
Miscellaneous		2017	20	12	29	25	12	17	36	16	17	35	49	20	↔	311
	Miscellaneous	2018	33	-	-	-	-	-	-	-	-	-	-	33	-13.2%	33
		2017	38	39	58	40	44	35	36	43	41	43	45	38	▼	501
	Other	2018	4	-	-	-	-	-	-	-	-	-	-	4	300.0%	4
		2017	1	-	-	1	6	7	-	-	1	3	6	1	▲	26

Data Extracted: 2-10-2018 Locale: Petersburg Circuit: 11 FIPS: 730

Page 39

Source:SCV-CMS-SQL-CIR

January 2017 -- January 2018 Filings

Dashboard

Court: Chesterfield Circuit

Circuit/Court ID: 12

Start/End Date: Jan-17 / Jan-18

212041

2017 Average Month: 1,318

Type of Case: Filings

Jan-Jan 2017: 1,212

2018 Average Month:1,367

Filings Trending: ▲

Jan-Jan 2018 : 1,367

Overall AVG. Month: 1,322

Monthly Filings Summary

Jan 17 - Jan 18

Jan --- Jan Filings

1,367 1,212

2018 2017

Filings by Division																
		Jan	Feb	Mar	Apr	May	Jun	Jul	Aug	Sep	Oct	Nov	Dec	Thru Jan	% Change	Total
Total	2018	1,367	-	-	-	-	-	-	-	-	-	-	-	1,367	12.8%	1,367
	2017	1,212	1,318	1,646	1,215	1,237	1,238	1,182	1,353	1,472	1,177	1,512	1,253	1,212	▲	15,815
Civil	2018	184	-	-	-	-	-	-	-	-	-	-	-	184	1.7%	184
	2017	181	203	256	210	207	204	171	216	225	202	196	169	181	▲	2,440
Criminal	2018	394	-	-	-	-	-	-	-	-	-	-	-	394	-16.7%	394
	2017	473	590	740	461	616	562	575	591	714	455	473	433	473	▼	6,683
Miscellaneous	2018	753	-	-	-	-	-	-	-	-	-	-	-	753	43.4%	753
	2017	525	490	605	519	364	433	407	510	499	475	817	613	525	▲	6,257
Other	2018	36	-	-	-	-	-	-	-	-	-	-	-	36	9.1%	36
	2017	33	35	45	25	50	39	29	36	34	45	26	38	33	▲	435

Filings by Division & Case Category																		
			Jan	Feb	Mar	Apr	May	Jun	Jul	Aug	Sep	Oct	Nov	Dec	Thru Jan	% Change	Total	
Civil	Administrative Law	2018	-	-	-	-	-	-	-	-	-	-	-	-	-	0	-100.0%	0
		2017	3	-	-	4	1	7	2	-	2	4	5	1	3	▼	29	
	Contested Divorce	2018	28	-	-	-	-	-	-	-	-	-	-	-	-	28	-12.5%	28
		2017	32	29	31	20	35	25	14	25	28	26	24	24	32	▼	313	
	Domestic and Family - Level 1	2018	21	-	-	-	-	-	-	-	-	-	-	-	-	21	40.0%	21
		2017	15	16	46	33	23	22	19	38	23	21	15	14	15	▲	285	
	Domestic and Family - Level 2	2018	3	-	-	-	-	-	-	-	-	-	-	-	-	3	-72.7%	3
		2017	11	16	8	6	12	14	9	6	7	9	4	8	11	▼	110	
	General Civil - Level 1	2018	1	-	-	-	-	-	-	-	-	-	-	-	-	1	-75.0%	1
		2017	4	2	1	1	2	-	2	-	1	1	2	2	4	▼	18	
	General Civil - Level 2	2018	54	-	-	-	-	-	-	-	-	-	-	-	-	54	22.7%	54
		2017	44	41	59	47	35	57	45	59	60	49	48	48	44	▲	592	
	General Civil - Level 3	2018	9	-	-	-	-	-	-	-	-	-	-	-	-	9	-40.0%	9
		2017	15	14	17	17	22	5	15	11	22	11	26	10	15	▼	185	
	Probates/Wills & Trusts - Level 1	2018	1	-	-	-	-	-	-	-	-	-	-	-	-	1	0.0%	1
		2017	1	-	1	2	-	3	-	-	-	1	-	1	1	↔	9	
Probates/Wills & Trusts - Level 2	2018	7	-	-	-	-	-	-	-	-	-	-	-	-	7	75.0%	7	
	2017	4	6	8	13	6	11	6	7	4	9	5	9	4	▲	88		
Protective Orders	2018	1	-	-	-	-	-	-	-	-	-	-	-	-	1	0.0%	1	
	2017	1	1	1	-	1	-	-	-	1	-	2	-	1	↔	7		
Uncontested Divorce	2018	59	-	-	-	-	-	-	-	-	-	-	-	-	59	15.7%	59	
	2017	51	78	84	67	70	60	59	70	77	71	65	52	51	▲	804		
Criminal	Capital Murder	2018	-	-	-	-	-	-	-	-	-	-	-	-	-	0	-100.0%	0
		2017	1	-	-	-	-	-	-	-	1	-	-	-	1	▼	2	
	Felonies and Related Matters	2018	267	-	-	-	-	-	-	-	-	-	-	-	-	267	-11.9%	267
		2017	303	394	488	345	427	356	417	346	525	304	322	249	303	▼	4,476	
	Misdemeanor	2018	100	-	-	-	-	-	-	-	-	-	-	-	-	100	-32.4%	100
		2017	148	148	217	99	154	167	118	201	153	104	114	150	148	▼	1,773	
Other Criminally Related Matters	2018	27	-	-	-	-	-	-	-	-	-	-	-	-	27	28.6%	27	
	2017	21	48	35	17	35	39	40	44	35	47	37	34	21	▲	432		
Miscellaneous	2018	753	-	-	-	-	-	-	-	-	-	-	-	-	753	43.4%	753	
	2017	525	490	605	519	364	433	407	510	499	475	817	613	525	▲	6,257		
Other	2018	36	-	-	-	-	-	-	-	-	-	-	-	-	36	9.1%	36	
	2017	33	35	45	25	50	39	29	36	34	45	26	38	33	▲	435		

January 2017 -- January 2018 Filings

Dashboard

Court: Colonial Heights Circuit

Circuit/Court ID: 12

Start/End Date: Jan-17 / Jan-18

212570

2017 Average Month: 174

Type of Case: Filings

2018 Average Month:153


Jan-Jan 2017: 127

Jan-Jan 2018 : 153

Filings Trending: ▲

Overall AVG. Month: 172

Monthly Filings Summary



Jan --- Jan Filings

153

2018

127

2017

Filings by Division																
		Jan	Feb	Mar	Apr	May	Jun	Jul	Aug	Sep	Oct	Nov	Dec	Thru Jan	% Change	Total
Total	2018	153	-	-	-	-	-	-	-	-	-	-	-	153	20.5%	153
	2017	127	160	214	143	163	169	212	179	175	138	191	211	127	▲	2,082
Civil	2018	11	-	-	-	-	-	-	-	-	-	-	-	11	-26.7%	11
	2017	15	25	21	17	15	16	20	19	19	12	9	16	15	▼	204
Criminal	2018	83	-	-	-	-	-	-	-	-	-	-	-	83	10.7%	83
	2017	75	90	137	91	112	98	147	115	110	80	137	136	75	▲	1,328
Miscellaneous	2018	44	-	-	-	-	-	-	-	-	-	-	-	44	57.1%	44
	2017	28	35	49	22	24	51	28	32	35	35	33	39	28	▲	411
Other	2018	15	-	-	-	-	-	-	-	-	-	-	-	15	66.7%	15
	2017	9	10	7	13	12	4	17	13	11	11	12	20	9	▲	139

Filings by Division & Case Category																		
			Jan	Feb	Mar	Apr	May	Jun	Jul	Aug	Sep	Oct	Nov	Dec	Thru Jan	% Change	Total	
Civil	Administrative Law	2018	1	-	-	-	-	-	-	-	-	-	-	-	-	1	1	1
		2017	-	-	-	1	-	1	-	2	-	-	-	-	-	0	↔	4
	Contested Divorce	2018	-	-	-	-	-	-	-	-	-	-	-	-	-	0	0	0
		2017	-	2	4	2	2	1	2	1	1	1	2	2	2	0	↔	20
	Domestic and Family - Level 1	2018	3	-	-	-	-	-	-	-	-	-	-	-	-	3	200.0%	3
		2017	1	6	2	2	-	2	4	1	3	1	-	-	1	1	▲	23
	Domestic and Family - Level 2	2018	-	-	-	-	-	-	-	-	-	-	-	-	-	0	-100.0%	0
		2017	1	-	2	-	-	-	1	4	-	-	-	-	1	1	▼	9
	General Civil - Level 1	2018	-	-	-	-	-	-	-	-	-	-	-	-	-	0	0	0
		2017	-	-	-	-	1	-	-	1	-	-	-	-	-	0	↔	2
	General Civil - Level 2	2018	4	-	-	-	-	-	-	-	-	-	-	-	-	4	-20.0%	4
		2017	5	4	2	2	5	-	6	2	2	1	3	2	2	5	▼	34
	General Civil - Level 3	2018	2	-	-	-	-	-	-	-	-	-	-	-	-	2	-33.3%	2
		2017	3	9	3	1	1	2	2	2	3	5	1	3	3	3	▼	35
Probates/Wills & Trusts - Level 2	2018	-	-	-	-	-	-	-	-	-	-	-	-	-	0	-100.0%	0	
	2017	2	-	-	1	1	-	-	-	-	1	2	-	1	2	▼	8	
Protective Orders	2018	-	-	-	-	-	-	-	-	-	-	-	-	-	0	0	0	
	2017	-	-	-	-	-	1	1	-	-	-	-	-	1	0	↔	3	
Uncontested Divorce	2018	1	-	-	-	-	-	-	-	-	-	-	-	-	1	-66.7%	1	
	2017	3	4	8	8	5	9	4	6	9	2	3	5	3	3	▼	66	
Criminal	Felonies and Related Matters	2018	45	-	-	-	-	-	-	-	-	-	-	-	-	45	-13.5%	45
		2017	52	59	77	55	49	67	94	70	80	62	83	104	52	▼	852	
	Misdemeanor	2018	27	-	-	-	-	-	-	-	-	-	-	-	-	27	22.7%	27
		2017	22	24	51	29	49	25	47	40	23	13	46	20	22	▲	389	
	Other Criminally Related Matters	2018	11	-	-	-	-	-	-	-	-	-	-	-	-	11	100.0%	11
		2017	1	7	9	7	14	6	6	5	7	5	8	12	1	1	▲	87
	Miscellaneous	2018	44	-	-	-	-	-	-	-	-	-	-	-	-	44	57.1%	44
		2017	28	35	49	22	24	51	28	32	35	35	33	39	28	▲	411	
	Other	2018	15	-	-	-	-	-	-	-	-	-	-	-	-	15	66.7%	15
		2017	9	10	7	13	12	4	17	13	11	11	12	20	9	▲	139	

January 2017 -- January 2018 Filings

Dashboard

Court: Richmond Circuit

Circuit/Court ID: 13

Start/End Date: Jan-17 / Jan-18

213760

2017 Average Month: 1,236

Type of Case: Filings

Jan-Jan 2017: 1,271

2018 Average Month:1,227

Filings Trending: ▼

Jan-Jan 2018 : 1,227

Overall AVG. Month: 1,236

Monthly Filings Summary

Jan 17 - Jan 18

Jan --- Jan Filings

1,227 1,271

2018 2017

Filings by Division																
		Jan	Feb	Mar	Apr	May	Jun	Jul	Aug	Sep	Oct	Nov	Dec	Thru Jan	% Change	Total
Total	2018	1,227	-	-	-	-	-	-	-	-	-	-	-	1,227	-3.5%	1,227
	2017	1,271	1,122	1,413	1,247	1,354	1,198	1,128	1,347	1,261	1,401	1,099	996	1,271	▼	14,837
Civil	2018	298	-	-	-	-	-	-	-	-	-	-	-	298	23.1%	298
	2017	242	231	298	297	277	240	277	311	275	287	320	265	242	▲	3,320
Criminal	2018	442	-	-	-	-	-	-	-	-	-	-	-	442	-14.5%	442
	2017	517	447	634	442	496	495	426	544	454	645	377	305	517	▼	5,782
Miscellaneous	2018	271	-	-	-	-	-	-	-	-	-	-	-	271	9.7%	271
	2017	247	255	288	272	313	219	228	269	292	256	252	248	247	▲	3,139
Other	2018	216	-	-	-	-	-	-	-	-	-	-	-	216	-18.5%	216
	2017	265	189	193	236	268	244	197	223	240	213	150	178	265	▼	2,596

Filings by Division & Case Category																
		Jan	Feb	Mar	Apr	May	Jun	Jul	Aug	Sep	Oct	Nov	Dec	Thru Jan	% Change	Total
Civil	Administrative Law	2018	5	-	-	-	-	-	-	-	-	-	-	5	150.0%	5
		2017	2	3	6	4	5	4	2	6	6	6	3	2	▲	48
	Contested Divorce	2018	14	-	-	-	-	-	-	-	-	-	-	14	40.0%	14
		2017	10	13	15	17	16	19	16	20	14	11	13	10	▲	176
	Domestic and Family - Level 1	2018	4	-	-	-	-	-	-	-	-	-	-	4	-33.3%	4
		2017	6	17	9	33	6	6	15	22	15	14	9	6	▼	167
	Domestic and Family - Level 2	2018	22	-	-	-	-	-	-	-	-	-	-	22	4.8%	22
		2017	21	23	23	20	19	25	13	29	13	14	16	21	▲	228
	General Civil - Level 1	2018	3	-	-	-	-	-	-	-	-	-	-	3	50.0%	3
		2017	2	3	3	5	6	11	2	3	4	9	7	8	▲	63
	General Civil - Level 2	2018	129	-	-	-	-	-	-	-	-	-	-	129	22.9%	129
		2017	105	98	128	101	120	96	113	118	117	115	171	109	▲	1,391
	General Civil - Level 3	2018	78	-	-	-	-	-	-	-	-	-	-	78	81.4%	78
		2017	43	44	60	74	63	42	61	77	59	64	66	68	▲	721
Criminal	Probates/Wills & Trusts - Level 1	2018	2	-	-	-	-	-	-	-	-	-	-	2	100.0%	2
		2017	1	-	1	-	-	-	-	-	-	-	-	1	▲	2
	Probates/Wills & Trusts - Level 2	2018	8	-	-	-	-	-	-	-	-	-	-	8	-55.6%	8
		2017	18	7	12	8	13	11	11	9	17	10	10	8	▼	134
	Uncontested Divorce	2018	33	-	-	-	-	-	-	-	-	-	-	33	-2.9%	33
		2017	34	23	41	35	29	26	44	27	30	44	25	34	▼	390
	Capital Murder	2018	1	-	-	-	-	-	-	-	-	-	-	1	1	1
		2017	-	1	1	-	1	-	-	-	1	-	-	0	↔	4
	Felonies and Related Matters	2018	377	-	-	-	-	-	-	-	-	-	-	377	-7.4%	377
		2017	407	333	521	372	408	403	357	455	369	540	324	407	▼	4,748
	Misdemeanor	2018	56	-	-	-	-	-	-	-	-	-	-	56	-44.6%	56
		2017	101	92	87	61	75	72	63	69	53	87	42	101	▼	845
	Other Criminally Related Matters	2018	8	-	-	-	-	-	-	-	-	-	-	8	-11.1%	8
		2017	9	21	25	9	13	19	6	20	32	17	11	9	▼	185
Miscellaneous		2018	271	-	-	-	-	-	-	-	-	-	-	271	9.7%	271
		2017	247	255	288	272	313	219	228	269	292	256	252	248	▲	3,139
Other		2018	216	-	-	-	-	-	-	-	-	-	-	216	-18.5%	216
		2017	265	189	193	236	268	244	197	223	240	213	150	178	▼	2,596

January 2017 -- January 2018 Filings

Dashboard

Court: Henrico Circuit

Circuit/Court ID: 14

Start/End Date: Jan-17 / Jan-18

214087

2017 Average Month: 1,212

Type of Case: Filings

Jan-Jan 2017: 1,174

2018 Average Month:1,250

Filings Trending: ▲

Jan-Jan 2018 : 1,250

Overall AVG. Month: 1,215

Monthly Filings Summary

Jan 17 - Jan 18

Jan --- Jan Filings

1,250 1,174

2018 2017

Filings by Division																
		Jan	Feb	Mar	Apr	May	Jun	Jul	Aug	Sep	Oct	Nov	Dec	Thru Jan	% Change	Total
Total	2018	1,250	-	-	-	-	-	-	-	-	-	-	-	1,250	6.5%	1,250
	2017	1,174	1,074	1,260	1,702	1,192	1,147	1,011	1,261	1,120	1,188	1,264	1,147	1,174	▲	14,540
Civil	2018	186	-	-	-	-	-	-	-	-	-	-	-	186	-7.5%	186
	2017	201	186	220	162	196	227	180	216	207	226	170	183	201	▼	2,374
Criminal	2018	503	-	-	-	-	-	-	-	-	-	-	-	503	-7.4%	503
	2017	543	440	522	1,130	567	491	489	568	500	434	565	423	543	▼	6,672
Miscellaneous	2018	510	-	-	-	-	-	-	-	-	-	-	-	510	29.1%	510
	2017	395	424	474	357	372	383	289	404	356	434	475	464	395	▲	4,827
Other	2018	51	-	-	-	-	-	-	-	-	-	-	-	51	45.7%	51
	2017	35	24	44	53	57	46	53	73	57	94	54	77	35	▲	667

Filings by Division & Case Category																		
			Jan	Feb	Mar	Apr	May	Jun	Jul	Aug	Sep	Oct	Nov	Dec	Thru Jan	% Change	Total	
Civil	Administrative Law	2018	-	-	-	-	-	-	-	-	-	-	-	-	-	0	-100.0%	0
		2017	2	-	3	1	1	-	-	1	1	1	-	-	-	2	▼	10
	Contested Divorce	2018	24	-	-	-	-	-	-	-	-	-	-	-	-	24	-25.0%	24
		2017	32	24	29	26	23	33	28	32	28	29	24	16	32	32	▼	324
	Domestic and Family - Level 1	2018	12	-	-	-	-	-	-	-	-	-	-	-	-	12	9.1%	12
		2017	11	22	13	13	11	23	13	18	23	29	21	20	11	11	▲	217
	Domestic and Family - Level 2	2018	7	-	-	-	-	-	-	-	-	-	-	-	-	7	40.0%	7
		2017	5	2	9	7	9	11	6	10	5	6	2	10	5	5	▲	82
	General Civil - Level 1	2018	5	-	-	-	-	-	-	-	-	-	-	-	-	5	0.0%	5
		2017	5	6	5	2	4	3	1	3	-	10	5	3	5	5	↔	47
	General Civil - Level 2	2018	56	-	-	-	-	-	-	-	-	-	-	-	-	56	3.7%	56
		2017	54	56	64	32	54	64	46	64	59	67	47	63	54	54	▲	670
	General Civil - Level 3	2018	21	-	-	-	-	-	-	-	-	-	-	-	-	21	10.5%	21
		2017	19	21	19	28	28	24	17	16	29	15	25	19	19	19	▲	260
Probates/Wills & Trusts - Level 1	2018	-	-	-	-	-	-	-	-	-	-	-	-	-	0	-100.0%	0	
	2017	6	2	-	-	2	1	2	1	-	1	-	1	6	6	▼	16	
Probates/Wills & Trusts - Level 2	2018	10	-	-	-	-	-	-	-	-	-	-	-	-	10	-33.3%	10	
	2017	15	9	5	8	4	9	6	12	15	8	6	4	15	15	▼	101	
Protective Orders	2018	-	-	-	-	-	-	-	-	-	-	-	-	-	0	-100.0%	0	
	2017	1	-	-	-	-	-	-	-	1	-	-	-	-	1	▼	2	
Uncontested Divorce	2018	51	-	-	-	-	-	-	-	-	-	-	-	-	51	0.0%	51	
	2017	51	44	73	45	60	59	61	59	46	60	40	47	51	51	↔	645	
Criminal	Capital Murder	2018	1	-	-	-	-	-	-	-	-	-	-	-	1	1	1	
		2017	-	-	-	-	1	-	-	-	-	-	1	-	0	↔	2	
	Felonies and Related Matters	2018	307	-	-	-	-	-	-	-	-	-	-	-	307	-19.4%	307	
		2017	381	309	371	998	404	305	337	372	319	268	368	244	381	381	▼	4,676
	Misdemeanor	2018	147	-	-	-	-	-	-	-	-	-	-	-	147	23.5%	147	
		2017	119	90	108	81	123	150	109	137	147	103	139	125	119	119	▲	1,431
	Other Criminally Related Matters	2018	48	-	-	-	-	-	-	-	-	-	-	-	48	11.6%	48	
		2017	43	41	43	51	39	36	43	59	34	63	57	54	43	43	▲	563
	Miscellaneous	2018	510	-	-	-	-	-	-	-	-	-	-	-	510	29.1%	510	
		2017	395	424	474	357	372	383	289	404	356	434	475	464	395	395	▲	4,827
	Other	2018	51	-	-	-	-	-	-	-	-	-	-	-	51	45.7%	51	
		2017	35	24	44	53	57	46	53	73	57	94	54	77	35	35	▲	667

January 2017 -- January 2018 Filings

Dashboard

Court: Caroline Circuit

Circuit/Court ID: 15

Start/End Date: Jan-17 / Jan-18

215033

2017 Average Month: 186

Type of Case: Filings

Jan-Jan 2017: 126

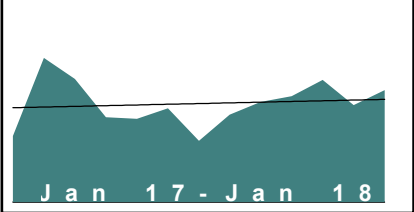
2018 Average Month:214

Jan-Jan 2018 : 214

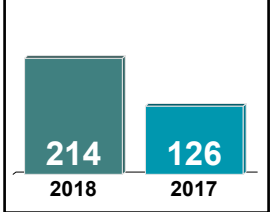
Filings Trending: ▲

Overall AVG. Month: 188

Monthly Filings Summary



Jan --- Jan Filings



Filings by Division																
		Jan	Feb	Mar	Apr	May	Jun	Jul	Aug	Sep	Oct	Nov	Dec	Thru Jan	% Change	Total
Total	2018	214	-	-	-	-	-	-	-	-	-	-	-	214	69.8%	214
	2017	126	275	235	162	159	179	117	167	191	202	233	185	126	▲	2,231
Civil	2018	15	-	-	-	-	-	-	-	-	-	-	-	15	-11.8%	15
	2017	17	11	19	24	31	21	14	31	22	29	22	12	17	▼	253
Criminal	2018	97	-	-	-	-	-	-	-	-	-	-	-	97	155.3%	97
	2017	38	159	97	66	60	84	42	63	67	85	105	73	38	▲	939
Miscellaneous	2018	73	-	-	-	-	-	-	-	-	-	-	-	73	32.7%	73
	2017	55	90	89	61	55	63	57	67	55	69	81	79	55	▲	821
Other	2018	29	-	-	-	-	-	-	-	-	-	-	-	29	81.3%	29
	2017	16	15	30	11	13	11	4	6	47	19	25	21	16	▲	218

Filings by Division & Case Category																		
			Jan	Feb	Mar	Apr	May	Jun	Jul	Aug	Sep	Oct	Nov	Dec	Thru Jan	% Change	Total	
Civil	Administrative Law	2018	-	-	-	-	-	-	-	-	-	-	-	-	-	0	0	0
		2017	-	-	-	1	-	-	1	-	-	-	-	-	-	0	↔	2
	Contested Divorce	2018	3	-	-	-	-	-	-	-	-	-	-	-	-	3	200.0%	3
		2017	1	1	2	3	4	2	1	1	1	3	4	1	1	1	▲	24
	Domestic and Family - Level 1	2018	-	-	-	-	-	-	-	-	-	-	-	-	-	0	0	0
		2017	-	1	1	5	8	4	3	5	1	2	3	-	-	0	↔	33
	Domestic and Family - Level 2	2018	-	-	-	-	-	-	-	-	-	-	-	-	-	0	-100.0%	0
		2017	1	1	1	6	1	-	-	3	3	1	2	-	-	1	▼	19
	General Civil - Level 1	2018	1	-	-	-	-	-	-	-	-	-	-	-	-	1	1	1
		2017	-	1	-	-	1	-	-	1	1	-	-	-	-	0	↔	4
	General Civil - Level 2	2018	4	-	-	-	-	-	-	-	-	-	-	-	-	4	-42.9%	4
		2017	7	4	6	7	7	5	2	11	9	6	6	7	7	7	▼	77
	General Civil - Level 3	2018	2	-	-	-	-	-	-	-	-	-	-	-	-	2	0.0%	2
		2017	2	1	3	-	5	5	3	2	6	8	3	1	2	2	↔	39
Probates/Wills & Trusts - Level 1	2018	-	-	-	-	-	-	-	-	-	-	-	-	-	0	0	0	
	2017	-	-	-	-	-	-	-	1	-	-	-	-	-	0	↔	1	
Probates/Wills & Trusts - Level 2	2018	-	-	-	-	-	-	-	-	-	-	-	-	-	0	-100.0%	0	
	2017	2	-	-	-	-	-	2	3	-	-	-	-	-	2	▼	7	
Uncontested Divorce	2018	5	-	-	-	-	-	-	-	-	-	-	-	-	5	25.0%	5	
	2017	4	2	6	2	5	5	2	4	1	9	4	3	4	4	▲	47	
Criminal	Felonies and Related Matters	2018	70	-	-	-	-	-	-	-	-	-	-	-	70	250.0%	70	
		2017	20	129	56	39	30	56	20	36	44	63	71	52	20	▲	616	
	Misdemeanor	2018	23	-	-	-	-	-	-	-	-	-	-	-	-	23	91.7%	23
		2017	12	22	34	20	15	24	18	22	12	19	27	16	12	▲	241	
	Other Criminally Related Matters	2018	4	-	-	-	-	-	-	-	-	-	-	-	-	4	-33.3%	4
		2017	6	8	7	7	15	4	4	5	11	3	7	5	6	6	▼	82
Miscellaneous	2018	73	-	-	-	-	-	-	-	-	-	-	-	-	73	32.7%	73	
	2017	55	90	89	61	55	63	57	67	55	69	81	79	55	55	▲	821	
Other	2018	29	-	-	-	-	-	-	-	-	-	-	-	-	29	81.3%	29	
	2017	16	15	30	11	13	11	4	6	47	19	25	21	16	16	▲	218	

January 2017 -- January 2018 Filings

Dashboard

Court: Essex Circuit

Start/End Date: Jan-17 / Jan-18

2017 Average Month: 56

Jan-Jan 2017: 80

Filings Trending: ▼

Circuit/Court ID: 15

215057

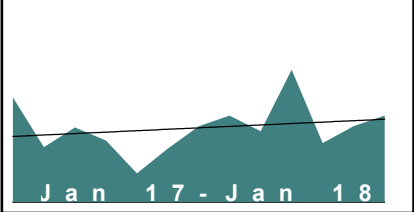
Type of Case: Filings

2018 Average Month:66

Jan-Jan 2018 : 66

Overall AVG. Month: 57

Monthly Filings Summary



Jan --- Jan Filings

66

2018

80

2017

Filings by Division																
		Jan	Feb	Mar	Apr	May	Jun	Jul	Aug	Sep	Oct	Nov	Dec	Thru Jan	% Change	Total
Total	2018	66	-	-	-	-	-	-	-	-	-	-	-	66	-17.5%	66
	2017	80	42	57	47	22	41	58	66	54	101	45	58	80	▼	671
Civil	2018	15	-	-	-	-	-	-	-	-	-	-	-	15	36.4%	15
	2017	11	7	18	7	3	11	5	9	7	10	5	11	11	▲	104
Criminal	2018	17	-	-	-	-	-	-	-	-	-	-	-	17	-65.3%	17
	2017	49	6	23	27	7	15	29	32	23	68	22	33	49	▼	334
Miscellaneous	2018	33	-	-	-	-	-	-	-	-	-	-	-	33	65.0%	33
	2017	20	28	16	13	12	14	24	25	23	23	17	14	20	▲	229
Other	2018	1	-	-	-	-	-	-	-	-	-	-	-	1	1	1
	2017	-	1	-	-	-	1	-	-	1	-	1	-	0	↔	4

Filings by Division & Case Category																
		Jan	Feb	Mar	Apr	May	Jun	Jul	Aug	Sep	Oct	Nov	Dec	Thru Jan	% Change	Total
Civil	Administrative Law	2018	-	-	-	-	-	-	-	-	-	-	-	0	0	0
		2017	-	1	-	1	-	-	-	-	-	-	-	0	↔	2
	Contested Divorce	2018	1	-	-	-	-	-	-	-	-	-	-	1	1	1
		2017	-	-	3	4	1	-	-	-	2	-	-	0	↔	10
	Domestic and Family - Level 1	2018	9	-	-	-	-	-	-	-	-	-	-	9	800.0%	9
		2017	1	3	-	1	1	1	4	-	-	2	3	1	▲	16
	Domestic and Family - Level 2	2018	1	-	-	-	-	-	-	-	-	-	-	1	1	1
		2017	-	-	-	-	-	-	-	1	-	-	2	0	↔	3
	General Civil - Level 1	2018	-	-	-	-	-	-	-	-	-	-	-	0	0	0
		2017	-	-	-	-	-	-	-	-	-	-	1	0	↔	1
	General Civil - Level 2	2018	1	-	-	-	-	-	-	-	-	-	-	1	-50.0%	1
		2017	2	1	3	-	6	-	1	2	2	-	-	2	▼	17
	General Civil - Level 3	2018	1	-	-	-	-	-	-	-	-	-	-	1	1	1
		2017	-	1	9	-	-	1	-	-	6	2	2	0	↔	21
Criminal	Probates/Wills & Trusts - Level 1	2018	-	-	-	-	-	-	-	-	-	-	-	0	-100.0%	0
		2017	1	-	-	-	-	-	-	1	-	-	-	1	▼	2
	Probates/Wills & Trusts - Level 2	2018	-	-	-	-	-	-	-	-	-	-	-	0	-100.0%	0
		2017	5	1	-	-	-	-	-	-	-	-	1	5	▼	7
	Uncontested Divorce	2018	2	-	-	-	-	-	-	-	-	-	-	2	0.0%	2
		2017	2	-	3	1	2	4	3	4	3	-	1	2	↔	25
	Felonies and Related Matters	2018	6	-	-	-	-	-	-	-	-	-	-	6	-82.9%	6
		2017	35	3	14	23	2	9	18	17	11	24	17	35	▼	200
	Misdemeanor	2018	4	-	-	-	-	-	-	-	-	-	-	4	-60.0%	4
		2017	10	3	4	3	4	4	8	6	13	3	5	10	▼	67
Other	Other Criminally Related Matters	2018	7	-	-	-	-	-	-	-	-	-	-	7	75.0%	7
		2017	4	-	5	1	1	2	7	7	6	31	2	4	▲	67
Miscellaneous		2018	33	-	-	-	-	-	-	-	-	-	-	33	65.0%	33
		2017	20	28	16	13	14	24	25	23	23	17	14	20	▲	229
Other		2018	1	-	-	-	-	-	-	-	-	-	-	1	1	1
		2017	-	1	-	-	1	-	-	1	-	1	-	0	↔	4

January 2017 -- January 2018 Filings

Dashboard

Court: Hanover Circuit

Start/End Date: Jan-17 / Jan-18

2017 Average Month: 548

Jan-Jan 2017: 555

Filings Trending: ▲

Circuit/Court ID: 15

215085

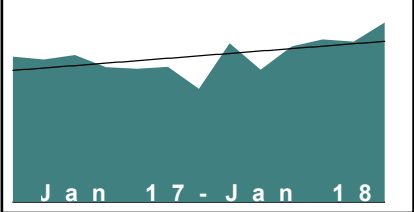
Type of Case: Filings

2018 Average Month:686

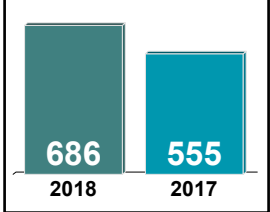
Jan-Jan 2018 : 686

Overall AVG. Month: 558

Monthly Filings Summary



Jan --- Jan Filings



Filings by Division																
		Jan	Feb	Mar	Apr	May	Jun	Jul	Aug	Sep	Oct	Nov	Dec	Thru Jan	% Change	Total
Total	2018	686	-	-	-	-	-	-	-	-	-	-	-	686	23.6%	686
	2017	555	544	562	515	509	516	432	606	505	594	621	613	555	▲	6,572
Civil	2018	96	-	-	-	-	-	-	-	-	-	-	-	96	6.7%	96
	2017	90	118	95	117	109	109	93	135	119	119	101	83	90	▲	1,288
Criminal	2018	240	-	-	-	-	-	-	-	-	-	-	-	240	8.1%	240
	2017	222	221	237	246	220	215	166	229	187	242	275	268	222	▲	2,728
Miscellaneous	2018	346	-	-	-	-	-	-	-	-	-	-	-	346	46.0%	346
	2017	237	201	221	147	172	186	168	235	190	226	242	256	237	▲	2,481
Other	2018	4	-	-	-	-	-	-	-	-	-	-	-	4	-33.3%	4
	2017	6	4	9	5	8	6	5	7	9	7	3	6	6	▼	75

Filings by Division & Case Category																		
			Jan	Feb	Mar	Apr	May	Jun	Jul	Aug	Sep	Oct	Nov	Dec	Thru Jan	% Change	Total	
Civil	Administrative Law	2018	-	-	-	-	-	-	-	-	-	-	-	-	-	0	0	0
		2017	-	-	-	1	1	1	-	1	-	-	-	-	-	0	↔	4
	Contested Divorce	2018	22	-	-	-	-	-	-	-	-	-	-	-	-	22	0.0%	22
		2017	22	24	14	28	17	19	21	25	25	15	15	16	22	22	↔	241
	Domestic and Family - Level 1	2018	3	-	-	-	-	-	-	-	-	-	-	-	-	3	-25.0%	3
		2017	4	7	10	4	4	6	6	8	6	13	8	6	4	4	▼	82
	Domestic and Family - Level 2	2018	1	-	-	-	-	-	-	-	-	-	-	-	-	1	-75.0%	1
		2017	4	1	1	4	7	8	6	3	12	7	2	5	4	4	▼	60
	General Civil - Level 1	2018	-	-	-	-	-	-	-	-	-	-	-	-	-	0	0	0
		2017	-	-	-	-	1	-	-	-	-	-	1	2	1	0	↔	5
	General Civil - Level 2	2018	21	-	-	-	-	-	-	-	-	-	-	-	-	21	61.5%	21
		2017	13	14	24	10	21	18	16	29	16	21	18	16	13	13	▲	216
	General Civil - Level 3	2018	14	-	-	-	-	-	-	-	-	-	-	-	-	14	55.6%	14
		2017	9	8	4	13	9	13	5	10	6	7	14	3	9	9	▲	101
Probates/Wills & Trusts - Level 1	2018	-	-	-	-	-	-	-	-	-	-	-	-	-	0	0	0	
	2017	-	-	1	1	-	-	-	1	-	-	-	1	-	0	↔	4	
Probates/Wills & Trusts - Level 2	2018	1	-	-	-	-	-	-	-	-	-	-	-	-	1	-75.0%	1	
	2017	4	3	2	3	4	-	2	5	1	3	4	5	4	4	▼	36	
Uncontested Divorce	2018	34	-	-	-	-	-	-	-	-	-	-	-	-	34	0.0%	34	
	2017	34	61	39	53	45	44	37	53	53	52	37	31	34	34	↔	539	
Criminal	Felonies and Related Matters	2018	100	-	-	-	-	-	-	-	-	-	-	-	100	-15.3%	100	
		2017	118	132	143	151	135	115	92	93	92	123	139	136	118	118	▼	1,469
	Misdemeanor	2018	118	-	-	-	-	-	-	-	-	-	-	-	118	118	28.3%	118
		2017	92	81	79	84	72	88	64	124	85	104	115	115	92	92	▲	1,103
	Other Criminally Related Matters	2018	22	-	-	-	-	-	-	-	-	-	-	-	22	22	83.3%	22
		2017	12	8	15	11	13	12	10	12	10	15	21	17	12	12	▲	156
Miscellaneous		2018	346	-	-	-	-	-	-	-	-	-	-	-	346	346	46.0%	346
		2017	237	201	221	147	172	186	168	235	190	226	242	256	237	237	▲	2,481
Other		2018	4	-	-	-	-	-	-	-	-	-	-	-	4	4	-33.3%	4
		2017	6	4	9	5	8	6	5	7	9	7	3	6	6	6	▼	75

January 2017 -- January 2018 Filings

Dashboard

Court: King George Circuit

Circuit/Court ID: 15

Start/End Date: Jan-17 / Jan-18

215099

2017 Average Month: 100

Type of Case: Filings

Jan-Jan 2017: 105


2018 Average Month:107

Filings Trending: ↔

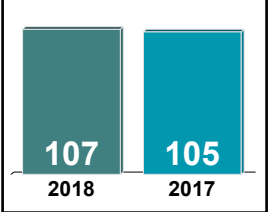
Jan-Jan 2018 : 107

Overall AVG. Month: 101

Monthly Filings Summary



Jan --- Jan Filings



Filings by Division																
		Jan	Feb	Mar	Apr	May	Jun	Jul	Aug	Sep	Oct	Nov	Dec	Thru Jan	% Change	Total
Total	2018	107	-	-	-	-	-	-	-	-	-	-	-	107	1.9%	107
	2017	105	103	142	82	131	140	96	76	39	136	52	103	105	▲	1,205
Civil	2018	29	-	-	-	-	-	-	-	-	-	-	-	29	190.0%	29
	2017	10	16	27	29	6	30	16	13	10	13	8	15	10	▲	193
Criminal	2018	74	-	-	-	-	-	-	-	-	-	-	-	74	-16.9%	74
	2017	89	77	108	45	109	104	71	55	25	113	33	77	89	▼	906
Miscellaneous	2018	4	-	-	-	-	-	-	-	-	-	-	-	4	-33.3%	4
	2017	6	10	6	7	14	6	9	8	4	10	11	10	6	▼	101
Other	2018	-	-	-	-	-	-	-	-	-	-	-	-	0	0	0
	2017	-	-	1	1	2	-	-	-	-	-	-	1	0	↔	5

Filings by Division & Case Category																
		Jan	Feb	Mar	Apr	May	Jun	Jul	Aug	Sep	Oct	Nov	Dec	Thru Jan	% Change	Total
Civil	Administrative Law	2018	-	-	-	-	-	-	-	-	-	-	-	0	0	0
		2017	-	-	-	1	-	1	-	-	-	-	-	0	↔	2
	Contested Divorce	2018	3	-	-	-	-	-	-	-	-	-	-	3	3	3
		2017	-	3	1	1	2	2	4	2	1	1	4	0	↔	23
	Domestic and Family - Level 1	2018	7	-	-	-	-	-	-	-	-	-	-	7	7	7
		2017	-	-	15	9	-	5	1	-	-	1	4	0	↔	35
	Domestic and Family - Level 2	2018	-	-	-	-	-	-	-	-	-	-	-	0	0	0
		2017	-	3	3	-	3	-	1	-	-	-	3	0	↔	13
	General Civil - Level 1	2018	-	-	-	-	-	-	-	-	-	-	-	0	0	0
		2017	-	-	-	-	2	1	-	-	-	-	-	0	↔	3
	General Civil - Level 2	2018	5	-	-	-	-	-	-	-	-	-	-	5	66.7%	5
		2017	3	-	1	3	1	4	3	5	5	3	2	3	▲	31
	General Civil - Level 3	2018	5	-	-	-	-	-	-	-	-	-	-	5	25.0%	5
		2017	4	2	1	6	-	5	-	-	-	2	1	4	▲	21
Criminal	Probates/Wills & Trusts - Level 2	2018	1	-	-	-	-	-	-	-	-	-	-	1	-50.0%	1
		2017	2	-	-	3	-	1	1	-	1	2	2	2	▼	12
	Protective Orders	2018	-	-	-	-	-	-	-	-	-	-	-	0	0	0
		2017	-	-	1	-	-	-	-	-	-	-	-	0	↔	1
	Uncontested Divorce	2018	8	-	-	-	-	-	-	-	-	-	-	8	700.0%	8
		2017	1	8	5	6	3	12	4	2	2	5	2	1	▲	52
	Capital Murder	2018	-	-	-	-	-	-	-	-	-	-	-	0	0	0
		2017	-	-	-	-	-	-	-	1	-	-	-	0	↔	1
	Felonies and Related Matters	2018	49	-	-	-	-	-	-	-	-	-	-	49	-19.7%	49
		2017	61	56	91	32	67	81	46	30	17	80	19	61	▼	632
	Misdemeanor	2018	24	-	-	-	-	-	-	-	-	-	-	24	-14.3%	24
		2017	28	20	17	12	40	22	24	6	33	13	24	28	▼	263
	Other Criminally Related Matters	2018	1	-	-	-	-	-	-	-	-	-	-	1	1	1
		2017	-	1	-	1	2	1	1	1	-	1	1	0	↔	10
Miscellaneous		2018	4	-	-	-	-	-	-	-	-	-	-	4	-33.3%	4
		2017	6	10	6	7	14	6	9	8	4	10	11	6	▼	101
Other		2018	-	-	-	-	-	-	-	-	-	-	-	0	0	0
		2017	-	-	1	1	2	-	-	-	-	-	1	0	↔	5

January 2017 -- January 2018 Filings

Dashboard

Court: Lancaster Circuit

Circuit/Court ID: 15

Start/End Date: Jan-17 / Jan-18

215103

2017 Average Month: 56

Type of Case: Filings

Jan-Jan 2017: 67

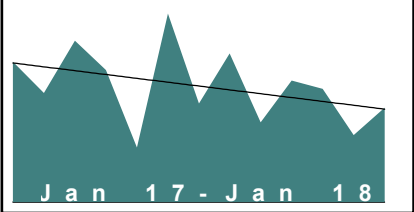
2018 Average Month:45

Jan-Jan 2018 : 45

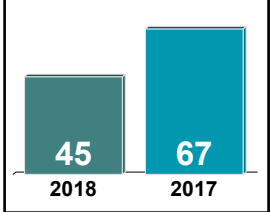
Filings Trending: ▼

Overall AVG. Month: 55

Monthly Filings Summary



Jan --- Jan Filings



Filings by Division																
		Jan	Feb	Mar	Apr	May	Jun	Jul	Aug	Sep	Oct	Nov	Dec	Thru Jan	% Change	Total
Total	2018	45	-	-	-	-	-	-	-	-	-	-	-	45	-32.8%	45
	2017	67	52	77	63	26	90	47	71	38	58	54	32	67	▼	675
Civil	2018	6	-	-	-	-	-	-	-	-	-	-	-	6	0.0%	6
	2017	6	4	22	11	5	10	6	9	9	6	13	2	6	↔	103
Criminal	2018	5	-	-	-	-	-	-	-	-	-	-	-	5	-85.3%	5
	2017	34	14	28	23	9	50	18	21	18	28	9	7	34	▼	259
Miscellaneous	2018	28	-	-	-	-	-	-	-	-	-	-	-	28	33.3%	28
	2017	21	32	27	24	12	26	23	36	10	21	30	23	21	▲	285
Other	2018	6	-	-	-	-	-	-	-	-	-	-	-	6	0.0%	6
	2017	6	2	-	5	-	4	-	5	1	3	2	-	6	↔	28

Filings by Division & Case Category																
		Jan	Feb	Mar	Apr	May	Jun	Jul	Aug	Sep	Oct	Nov	Dec	Thru Jan	% Change	Total
Civil	Administrative Law	2018	-	-	-	-	-	-	-	-	-	-	-	0	0	0
		2017	-	-	-	-	-	-	-	1	-	-	-	0	↔	1
	Contested Divorce	2018	-	-	-	-	-	-	-	-	-	-	-	0	-100.0%	0
		2017	2	1	-	3	2	1	1	-	-	2	-	2	▼	12
	Domestic and Family - Level 1	2018	-	-	-	-	-	-	-	-	-	-	-	0	0	0
		2017	-	1	-	-	1	-	-	-	1	-	-	0	↔	3
	Domestic and Family - Level 2	2018	-	-	-	-	-	-	-	-	-	-	-	0	0	0
		2017	-	-	-	-	-	1	-	-	1	-	-	0	↔	2
	General Civil - Level 1	2018	-	-	-	-	-	-	-	-	-	-	-	0	0	0
		2017	-	-	2	-	2	1	-	1	-	-	-	0	↔	6
	General Civil - Level 2	2018	2	-	-	-	-	-	-	-	-	-	-	2	-33.3%	2
		2017	3	-	4	4	2	4	1	2	4	1	4	3	▼	31
	General Civil - Level 3	2018	1	-	-	-	-	-	-	-	-	-	-	1	0.0%	1
		2017	1	1	11	2	1	1	4	2	-	1	-	1	↔	24
	Probates/Wills & Trusts - Level 1	2018	-	-	-	1	-	-	-	-	-	-	-	0	0	0
		2017	-	-	-	1	-	-	-	-	-	-	-	0	↔	1
Criminal	Probates/Wills & Trusts - Level 2	2018	1	-	-	-	-	-	-	-	-	-	-	1	1	1
		2017	-	-	-	1	-	-	-	1	-	2	-	0	↔	4
	Protective Orders	2018	-	-	-	-	-	-	-	-	-	-	-	0	0	0
		2017	-	-	-	-	-	-	-	-	1	-	-	0	↔	1
	Uncontested Divorce	2018	2	-	-	-	-	-	-	-	-	-	-	2	2	2
		2017	-	1	5	1	-	1	2	2	-	2	4	0	↔	18
Miscellaneous	Felonies and Related Matters	2018	4	-	-	-	-	-	-	-	-	-	-	4	-76.5%	4
		2017	17	14	22	16	4	32	17	16	15	18	5	17	▼	182
	Misdemeanor	2018	1	-	-	-	-	-	-	-	-	-	-	1	-94.1%	1
		2017	17	-	6	7	5	17	1	4	3	9	4	17	▼	74
	Other Criminally Related Matters	2018	-	-	-	-	-	-	-	-	-	-	-	0	0	0
		2017	-	-	-	-	1	-	1	-	1	-	-	0	↔	3
Other	Miscellaneous	2018	28	-	-	-	-	-	-	-	-	-	-	28	33.3%	28
		2017	21	32	27	24	12	26	23	36	10	21	30	21	▲	285
	Other	2018	6	-	-	-	-	-	-	-	-	-	-	6	0.0%	6
		2017	6	2	-	5	-	4	-	5	1	3	2	6	↔	28

January 2017 -- January 2018 Filings

Dashboard

Court: Northumberland Circuit

Circuit/Court ID: 15

Start/End Date: Jan-17 / Jan-18

2017 Average Month: 57

Jan-Jan 2017: 90


Filings Trending: ▼

2018 Average Month: 52

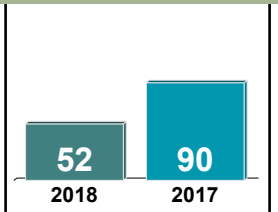
Jan-Jan 2018 : 52

Overall AVG. Month: 56

Monthly Filings Summary



Jan --- Jan Filings



Filings by Division																
		Jan	Feb	Mar	Apr	May	Jun	Jul	Aug	Sep	Oct	Nov	Dec	Thru Jan	% Change	Total
Total	2018	52	-	-	-	-	-	-	-	-	-	-	-	52	-42.2%	52
	2017	90	50	84	50	38	57	23	48	57	41	65	75	90	▼	678
Civil	2018	11	-	-	-	-	-	-	-	-	-	-	-	11	120.0%	11
	2017	5	9	9	11	9	5	6	5	14	5	9	15	5	▲	102
Criminal	2018	6	-	-	-	-	-	-	-	-	-	-	-	6	-89.5%	6
	2017	57	20	40	22	13	30	4	23	17	7	17	29	57	▼	279
Miscellaneous	2018	33	-	-	-	-	-	-	-	-	-	-	-	33	17.9%	33
	2017	28	21	33	17	16	20	12	19	26	28	39	30	28	▲	289
Other	2018	2	-	-	-	-	-	-	-	-	-	-	-	2	2	2
	2017	-	-	2	-	-	2	1	1	-	1	-	1	0	↔	8

Filings by Division & Case Category																		
			Jan	Feb	Mar	Apr	May	Jun	Jul	Aug	Sep	Oct	Nov	Dec	Thru Jan	% Change	Total	
Civil	Contested Divorce	2018	-	-	-	-	-	-	-	-	-	-	-	-	-	0	-100.0%	0
		2017	1	2	3	-	1	-	2	2	-	-	2	1	1	▼	14	
	Domestic and Family - Level 1	2018	-	-	-	-	-	-	-	-	-	-	-	-	-	0	0	0
		2017	-	1	-	-	-	-	-	-	-	-	-	1	0	↔	2	
	Domestic and Family - Level 2	2018	3	-	-	-	-	-	-	-	-	-	-	-	-	3	3	3
		2017	-	-	-	1	-	-	-	1	2	-	1	-	0	↔	5	
	General Civil - Level 1	2018	-	-	-	-	-	-	-	-	-	-	-	-	-	0	0	0
		2017	-	2	-	-	-	-	-	-	-	-	-	-	0	↔	2	
	General Civil - Level 2	2018	3	-	-	-	-	-	-	-	-	-	-	-	-	3	0.0%	3
		2017	3	3	2	5	2	-	1	-	4	1	2	3	3	↔	26	
	General Civil - Level 3	2018	3	-	-	-	-	-	-	-	-	-	-	-	-	3	200.0%	3
		2017	1	1	1	2	1	2	2	-	5	3	2	8	1	▲	28	
Probates/Wills & Trusts - Level 1	2018	-	-	-	-	-	-	-	-	-	-	-	-	-	0	0	0	
	2017	-	-	-	-	1	-	-	-	-	-	-	-	-	0	↔	1	
Probates/Wills & Trusts - Level 2	2018	-	-	-	-	-	-	-	-	-	-	-	-	-	0	0	0	
	2017	-	-	1	-	1	-	-	-	-	-	-	1	-	0	↔	3	
Uncontested Divorce	2018	2	-	-	-	-	-	-	-	-	-	-	-	-	2	2	2	
	2017	-	-	2	3	3	3	1	2	3	1	1	1	2	0	↔	21	
Criminal	Felonies and Related Matters	2018	4	-	-	-	-	-	-	-	-	-	-	-	-	4	-91.1%	4
		2017	45	17	32	20	12	21	1	16	14	4	14	24	45	▼	220	
	Misdemeanor	2018	2	-	-	-	-	-	-	-	-	-	-	-	-	2	-75.0%	2
		2017	8	3	8	2	1	7	1	5	1	3	3	4	8	▼	46	
	Other Criminally Related Matters	2018	-	-	-	-	-	-	-	-	-	-	-	-	-	0	-100.0%	0
2017		4	-	-	-	-	2	2	2	2	-	-	-	1	4	▼	13	
Miscellaneous		2018	33	-	-	-	-	-	-	-	-	-	-	-	-	33	17.9%	33
		2017	28	21	33	17	16	20	12	19	26	28	39	30	28	▲	289	
Other		2018	2	-	-	-	-	-	-	-	-	-	-	-	-	2	2	2
		2017	-	-	2	-	-	2	1	1	-	1	-	1	0	↔	8	

January 2017 -- January 2018 Filings

Dashboard

Court: Richmond County Circuit

Circuit/Court ID: 15

Start/End Date: Jan-17 / Jan-18

2017 Average Month: 49

Jan-Jan 2017: 71


Filings Trending: ▲

2018 Average Month: 89

Jan-Jan 2018 : 89

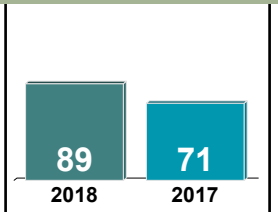
Overall AVG. Month: 52

Monthly Filings Summary



Jan 17 - Jan 18

Jan --- Jan Filings



89 71

2018 2017

Filings by Division																
		Jan	Feb	Mar	Apr	May	Jun	Jul	Aug	Sep	Oct	Nov	Dec	Thru Jan	% Change	Total
Total	2018	89	-	-	-	-	-	-	-	-	-	-	-	89	25.4%	89
	2017	71	46	100	41	29	40	53	56	42	48	30	28	71	▲	584
Civil	2018	4	-	-	-	-	-	-	-	-	-	-	-	4	300.0%	4
	2017	1	1	7	5	3	4	2	10	6	11	3	-	1	▲	53
Criminal	2018	35	-	-	-	-	-	-	-	-	-	-	-	35	40.0%	35
	2017	25	26	7	18	6	3	17	22	16	17	7	4	25	▲	168
Miscellaneous	2018	34	-	-	-	-	-	-	-	-	-	-	-	34	183.3%	34
	2017	12	14	29	9	12	17	12	16	13	12	12	14	12	▲	172
Other	2018	16	-	-	-	-	-	-	-	-	-	-	-	16	-51.5%	16
	2017	33	5	57	9	8	16	22	8	7	8	8	10	33	▼	191

Filings by Division & Case Category																		
			Jan	Feb	Mar	Apr	May	Jun	Jul	Aug	Sep	Oct	Nov	Dec	Thru Jan	% Change	Total	
Civil	Administrative Law	2018	-	-	-	-	-	-	-	-	-	-	-	-	-	0	0	0
		2017	-	-	1	-	-	-	-	-	-	-	-	-	-	0	↔	1
	Contested Divorce	2018	-	-	-	-	-	-	-	-	-	-	-	-	-	0	0	0
		2017	-	-	-	-	-	-	-	-	-	1	-	-	-	0	↔	1
	Domestic and Family - Level 1	2018	-	-	-	-	-	-	-	-	-	-	-	-	-	0	0	0
		2017	-	-	-	-	-	1	-	1	-	1	-	-	-	0	↔	3
	Domestic and Family - Level 2	2018	-	-	-	-	-	-	-	-	-	-	-	-	-	0	0	0
		2017	-	-	-	-	-	1	-	1	-	-	-	-	-	0	↔	2
	General Civil - Level 1	2018	-	-	-	-	-	-	-	-	-	-	-	-	-	0	0	0
		2017	-	-	-	-	-	-	-	1	-	-	-	-	-	0	↔	1
	General Civil - Level 2	2018	1	-	-	-	-	-	-	-	-	-	-	-	-	1	1	1
		2017	-	1	2	-	1	2	2	3	3	-	2	-	-	0	↔	16
General Civil - Level 3	2018	1	-	-	-	-	-	-	-	-	-	-	-	-	1	0.0%	1	
	2017	1	-	1	2	-	-	-	1	1	8	-	-	-	1	↔	14	
Probates/Wills & Trusts - Level 2	2018	-	-	-	-	-	-	-	-	-	-	-	-	-	0	0	0	
	2017	-	-	1	1	-	-	-	1	-	1	-	-	-	0	↔	4	
Uncontested Divorce	2018	2	-	-	-	-	-	-	-	-	-	-	-	-	2	2	2	
	2017	-	-	2	2	2	-	-	2	2	-	1	-	-	0	↔	11	
Criminal	Felonies and Related Matters	2018	24	-	-	-	-	-	-	-	-	-	-	-	-	24	33.3%	24
		2017	18	23	5	11	3	-	14	13	12	12	5	3	18	▲	119	
	Misdemeanor	2018	9	-	-	-	-	-	-	-	-	-	-	-	-	9	50.0%	9
		2017	6	3	1	-	1	2	1	5	3	2	2	-	6	▲	26	
	Other Criminally Related Matters	2018	2	-	-	-	-	-	-	-	-	-	-	-	-	2	100.0%	2
		2017	1	-	1	7	2	1	2	4	1	3	-	1	1	▲	23	
Miscellaneous	2018	34	-	-	-	-	-	-	-	-	-	-	-	-	34	183.3%	34	
	2017	12	14	29	9	12	17	12	16	13	12	12	14	12	▲	172		
Other	2018	16	-	-	-	-	-	-	-	-	-	-	-	-	16	-51.5%	16	
	2017	33	5	57	9	8	16	22	8	7	8	8	10	33	▼	191		

January 2017 -- January 2018 Filings

Dashboard

Court: Spotsylvania Circuit

Circuit/Court ID: 15

Start/End Date: Jan-17 / Jan-18

215177

2017 Average Month: 647

Type of Case: Filings

Jan-Jan 2017: 617

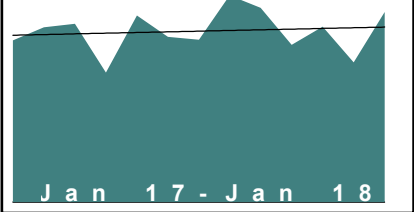
2018 Average Month:726

Filings Trending: ▲

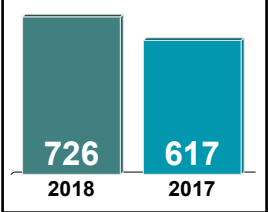
Jan-Jan 2018 : 726

Overall AVG. Month: 653

Monthly Filings Summary



Jan --- Jan Filings



Filings by Division																
		Jan	Feb	Mar	Apr	May	Jun	Jul	Aug	Sep	Oct	Nov	Dec	Thru Jan	% Change	Total
Total	2018	726	-	-	-	-	-	-	-	-	-	-	-	726	17.7%	726
	2017	617	668	681	495	712	631	620	789	742	601	670	533	617	▲	7,759
Civil	2018	98	-	-	-	-	-	-	-	-	-	-	-	98	25.6%	98
	2017	78	98	102	82	111	110	113	116	121	104	84	85	78	▲	1,204
Criminal	2018	226	-	-	-	-	-	-	-	-	-	-	-	226	20.9%	226
	2017	187	289	292	217	342	263	275	429	348	249	291	172	187	▲	3,354
Miscellaneous	2018	386	-	-	-	-	-	-	-	-	-	-	-	386	39.9%	386
	2017	276	271	279	188	248	235	217	235	232	239	284	262	276	▲	2,966
Other	2018	16	-	-	-	-	-	-	-	-	-	-	-	16	-78.9%	16
	2017	76	10	8	8	11	23	15	9	41	9	11	14	76	▼	235

Filings by Division & Case Category																
		Jan	Feb	Mar	Apr	May	Jun	Jul	Aug	Sep	Oct	Nov	Dec	Thru Jan	% Change	Total
Civil	Administrative Law	2018	-	-	-	-	-	-	-	-	-	-	-	0	0	0
		2017	-	-	2	1	-	3	3	-	1	4	1	0	↔	16
	Contested Divorce	2018	5	-	-	-	-	-	-	-	-	-	-	5	-58.3%	5
		2017	12	11	10	14	8	17	8	12	11	15	4	12	▼	130
	Domestic and Family - Level 1	2018	19	-	-	-	-	-	-	-	-	-	-	19	35.7%	19
		2017	14	33	18	1	30	28	27	24	25	20	33	14	▲	268
	Domestic and Family - Level 2	2018	18	-	-	-	-	-	-	-	-	-	-	18	100.0%	18
		2017	9	3	10	9	7	5	40	10	36	14	2	9	▲	154
	General Civil - Level 1	2018	-	-	-	-	-	-	-	-	-	-	-	0	0	0
		2017	-	-	-	1	-	2	-	-	-	1	-	0	↔	5
	General Civil - Level 2	2018	19	-	-	-	-	-	-	-	-	-	-	19	35.7%	19
		2017	14	12	14	25	19	26	7	22	18	17	18	14	▲	208
	General Civil - Level 3	2018	7	-	-	-	-	-	-	-	-	-	-	7	133.3%	7
		2017	3	11	9	2	10	10	5	11	4	6	9	13	▲	93
	Probates/Wills & Trusts - Level 1	2018	1	-	-	-	-	-	-	-	-	-	-	1	1	1
		2017	-	-	-	-	-	-	-	-	-	1	-	0	↔	1
Criminal	Probates/Wills & Trusts - Level 2	2018	5	-	-	-	-	-	-	-	-	-	-	5	0.0%	5
		2017	5	6	2	2	11	1	6	3	4	5	3	5	↔	51
	Protective Orders	2018	-	-	-	-	-	-	-	-	-	-	-	0	0	0
		2017	-	1	-	-	-	-	-	-	-	-	-	0	↔	1
	Uncontested Divorce	2018	24	-	-	-	-	-	-	-	-	-	-	24	14.3%	24
		2017	21	21	37	27	26	18	17	34	22	22	13	21	▲	277
	Capital Murder	2018	-	-	-	-	-	-	-	-	-	-	-	0	0	0
		2017	-	-	1	-	-	-	-	-	-	-	-	0	↔	1
	Felonies and Related Matters	2018	155	-	-	-	-	-	-	-	-	-	-	155	17.4%	155
		2017	132	205	211	164	254	181	206	306	277	173	220	132	▲	2,453
	Misdemeanor	2018	65	-	-	-	-	-	-	-	-	-	-	65	44.4%	65
		2017	45	69	68	39	68	67	63	108	67	67	56	45	▲	755
	Other Criminally Related Matters	2018	6	-	-	-	-	-	-	-	-	-	-	6	-40.0%	6
		2017	10	15	12	14	20	15	6	15	4	9	15	10	▼	145
	Miscellaneous	2018	386	-	-	-	-	-	-	-	-	-	-	386	39.9%	386
		2017	276	271	279	188	248	235	217	235	232	239	284	276	▲	2,966
	Other	2018	16	-	-	-	-	-	-	-	-	-	-	16	-78.9%	16
		2017	76	10	8	8	11	23	15	9	41	9	11	76	▼	235

January 2017 -- January 2018 Filings

Dashboard

Court: Stafford Circuit

Circuit/Court ID: 15

Start/End Date: Jan-17 / Jan-18

215179

2017 Average Month: 719

Type of Case: Filings

Jan-Jan 2017: 760

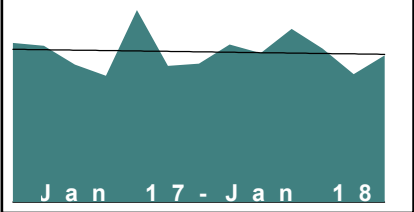
2018 Average Month:700

Filings Trending: ▼

Jan-Jan 2018 : 700

Overall AVG. Month: 717

Monthly Filings Summary



Jan 17 - Jan 18

Jan --- Jan Filings

700

2018

760

2017

Filings by Division																
		Jan	Feb	Mar	Apr	May	Jun	Jul	Aug	Sep	Oct	Nov	Dec	Thru Jan	% Change	Total
Total	2018	700	-	-	-	-	-	-	-	-	-	-	-	700	-7.9%	700
	2017	760	746	656	603	916	650	661	752	711	826	733	611	760	▼	8,625
Civil	2018	85	-	-	-	-	-	-	-	-	-	-	-	85	19.7%	85
	2017	71	68	90	87	88	98	85	89	93	75	69	69	71	▲	982
Criminal	2018	280	-	-	-	-	-	-	-	-	-	-	-	280	-32.4%	280
	2017	414	404	278	287	570	288	324	384	343	463	380	230	414	▼	4,365
Miscellaneous	2018	333	-	-	-	-	-	-	-	-	-	-	-	333	22.9%	333
	2017	271	274	288	228	257	263	252	279	274	285	283	310	271	▲	3,264
Other	2018	2	-	-	-	-	-	-	-	-	-	-	-	2	-50.0%	2
	2017	4	-	-	1	1	1	-	-	1	3	1	2	4	▼	14

Filings by Division & Case Category																		
			Jan	Feb	Mar	Apr	May	Jun	Jul	Aug	Sep	Oct	Nov	Dec	Thru Jan	% Change	Total	
Civil	Administrative Law	2018	-	-	-	-	-	-	-	-	-	-	-	-	-	0	-100.0%	0
		2017	1	1	1	2	1	2	1	2	1	1	2	-	1	▼	15	
	Contested Divorce	2018	10	-	-	-	-	-	-	-	-	-	-	-	-	10	-23.1%	10
		2017	13	10	13	11	10	12	9	14	9	7	14	8	13	▼	130	
	Domestic and Family - Level 1	2018	14	-	-	-	-	-	-	-	-	-	-	-	-	14	27.3%	14
		2017	11	8	10	14	11	18	12	11	16	7	7	8	11	▲	133	
	Domestic and Family - Level 2	2018	8	-	-	-	-	-	-	-	-	-	-	-	-	8	8	8
		2017	-	3	5	10	4	6	6	7	4	1	5	3	0	↔	54	
	General Civil - Level 1	2018	-	-	-	-	-	-	-	-	-	-	-	-	-	0	-100.0%	0
		2017	1	1	1	3	1	-	1	2	4	1	-	-	1	▼	15	
	General Civil - Level 2	2018	20	-	-	-	-	-	-	-	-	-	-	-	-	20	81.8%	20
		2017	11	19	18	10	20	25	18	7	19	16	14	25	11	▲	202	
	General Civil - Level 3	2018	4	-	-	-	-	-	-	-	-	-	-	-	-	4	-42.9%	4
		2017	7	4	5	6	9	13	11	9	15	8	10	8	7	▼	105	
Probates/Wills & Trusts - Level 1	2018	-	-	-	-	-	-	-	-	-	-	-	-	-	0	0	0	
	2017	-	-	-	1	-	-	-	-	-	-	-	-	-	0	↔	1	
Probates/Wills & Trusts - Level 2	2018	1	-	-	-	-	-	-	-	-	-	-	-	-	1	-50.0%	1	
	2017	2	2	6	2	4	2	5	6	5	1	3	3	2	▼	41		
Uncontested Divorce	2018	28	-	-	-	-	-	-	-	-	-	-	-	-	28	12.0%	28	
	2017	25	20	31	28	28	20	22	31	20	33	14	14	25	▲	286		
Criminal	Felonies and Related Matters	2018	165	-	-	-	-	-	-	-	-	-	-	-	165	-41.3%	165	
		2017	281	264	176	178	407	192	195	229	213	260	212	143	281	▼	2,750	
	Misdemeanor	2018	92	-	-	-	-	-	-	-	-	-	-	-	92	-18.6%	92	
		2017	113	128	84	92	141	79	112	125	96	180	136	59	113	▼	1,345	
	Other Criminally Related Matters	2018	23	-	-	-	-	-	-	-	-	-	-	-	23	15.0%	23	
		2017	20	12	18	17	22	17	17	30	34	23	32	28	20	▲	270	
Other	Miscellaneous	2018	333	-	-	-	-	-	-	-	-	-	-	-	333	22.9%	333	
		2017	271	274	288	228	257	263	252	279	274	285	283	310	271	▲	3,264	
	Other	2018	2	-	-	-	-	-	-	-	-	-	-	-	2	-50.0%	2	
2017		4	-	-	1	1	1	-	-	1	3	1	2	4	▼	14		

January 2017 -- January 2018 Filings

Dashboard

Court: Westmoreland Circuit

Circuit/Court ID: 15

Start/End Date: Jan-17 / Jan-18

215193

2017 Average Month: 78

Type of Case: Filings

Jan-Jan 2017: 107

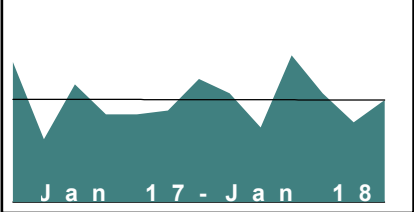
2018 Average Month:78

Filings Trending: ▼

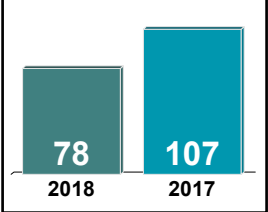
Jan-Jan 2018 : 78

Overall AVG. Month: 78

Monthly Filings Summary



Jan --- Jan Filings



Filings by Division																
		Jan	Feb	Mar	Apr	May	Jun	Jul	Aug	Sep	Oct	Nov	Dec	Thru Jan	% Change	Total
Total	2018	78	-	-	-	-	-	-	-	-	-	-	-	78	-27.1%	78
	2017	107	48	90	67	67	70	94	83	57	112	83	61	107	▼	939
Civil	2018	6	-	-	-	-	-	-	-	-	-	-	-	6	-57.1%	6
	2017	14	4	7	9	14	13	12	12	8	7	16	14	14	▼	130
Criminal	2018	34	-	-	-	-	-	-	-	-	-	-	-	34	-50.0%	34
	2017	68	15	48	37	22	18	58	35	32	62	31	16	68	▼	442
Miscellaneous	2018	38	-	-	-	-	-	-	-	-	-	-	-	38	52.0%	38
	2017	25	27	34	20	30	34	23	36	17	43	36	28	25	▲	353
Other	2018	-	-	-	-	-	-	-	-	-	-	-	-	0	0	0
	2017	-	2	1	1	1	5	1	-	-	-	-	3	0	↔	14

Filings by Division & Case Category																
		Jan	Feb	Mar	Apr	May	Jun	Jul	Aug	Sep	Oct	Nov	Dec	Thru Jan	% Change	Total
Civil	Contested Divorce	2018	-	-	-	-	-	-	-	-	-	-	-	0	-100.0%	0
		2017	5	-	1	2	2	2	-	1	2	3	1	5	▼	21
	Domestic and Family - Level 1	2018	-	-	-	-	-	-	-	-	-	-	-	0	-100.0%	0
		2017	1	-	1	-	6	5	4	3	2	-	1	1	▼	25
	Domestic and Family - Level 2	2018	-	-	-	-	-	-	-	-	-	-	-	0	0	0
		2017	-	-	-	-	-	-	-	-	-	-	1	0	↔	1
	General Civil - Level 1	2018	-	-	-	-	-	-	-	-	-	-	-	0	0	0
		2017	-	-	-	-	1	-	-	-	-	-	-	0	↔	1
	General Civil - Level 2	2018	1	-	-	-	-	-	-	-	-	-	-	1	-66.7%	1
		2017	3	1	-	-	1	2	4	2	3	4	6	3	▼	28
	General Civil - Level 3	2018	3	-	-	-	-	-	-	-	-	-	-	3	50.0%	3
		2017	2	2	-	2	2	-	3	4	2	-	1	2	▲	20
Criminal	Probates/Wills & Trusts - Level 1	2018	-	-	-	-	-	-	-	-	-	-	-	0	0	0
		2017	-	-	-	-	-	-	-	-	-	2	-	0	↔	2
	Probates/Wills & Trusts - Level 2	2018	1	-	-	-	-	-	-	-	-	-	-	1	1	1
		2017	-	-	-	1	1	1	-	1	-	-	-	0	↔	4
	Uncontested Divorce	2018	1	-	-	-	-	-	-	-	-	-	-	1	-66.7%	1
		2017	3	1	5	4	1	3	1	-	1	2	3	3	▼	28
	Felonies and Related Matters	2018	27	-	-	-	-	-	-	-	-	-	-	27	-52.6%	27
		2017	57	7	20	37	9	8	42	25	24	53	18	57	▼	315
	Misdemeanor	2018	2	-	-	-	-	-	-	-	-	-	-	2	-75.0%	2
		2017	8	5	7	-	4	4	9	6	6	5	6	8	▼	61
	Other Criminally Related Matters	2018	5	-	-	-	-	-	-	-	-	-	-	5	66.7%	5
		2017	3	3	21	-	9	6	7	4	2	4	7	3	▲	66
Miscellaneous		2018	38	-	-	-	-	-	-	-	-	-	-	38	52.0%	38
		2017	25	27	34	20	30	34	23	36	17	43	36	25	▲	353
Other		2018	-	-	-	-	-	-	-	-	-	-	-	0	0	0
		2017	-	2	1	1	1	5	1	-	-	-	3	0	↔	14

January 2017 -- January 2018 Filings

Dashboard

Court: Fredericksburg Circuit

Circuit/Court ID: 15

Start/End Date: Jan-17 / Jan-18

215630

2017 Average Month: 323

Type of Case: Filings

Jan-Jan 2017: 227


2018 Average Month:294

Jan-Jan 2018 : 294

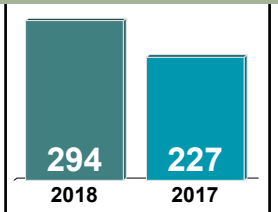
Filings Trending: ▲

Overall AVG. Month: 321

Monthly Filings Summary



Jan --- Jan Filings



Filings by Division																
		Jan	Feb	Mar	Apr	May	Jun	Jul	Aug	Sep	Oct	Nov	Dec	Thru Jan	% Change	Total
Total	2018	294	-	-	-	-	-	-	-	-	-	-	-	294	29.5%	294
	2017	227	274	278	255	251	383	493	376	366	446	284	244	227	▲	3,877
Civil	2018	66	-	-	-	-	-	-	-	-	-	-	-	66	144.4%	66
	2017	27	20	48	44	37	110	152	84	85	176	102	44	27	▲	929
Criminal	2018	169	-	-	-	-	-	-	-	-	-	-	-	169	8.3%	169
	2017	156	207	172	179	167	221	297	237	210	205	140	137	156	▲	2,328
Miscellaneous	2018	57	-	-	-	-	-	-	-	-	-	-	-	57	35.7%	57
	2017	42	45	56	30	45	44	41	53	69	63	37	61	42	▲	586
Other	2018	2	-	-	-	-	-	-	-	-	-	-	-	2	0.0%	2
	2017	2	2	2	2	2	8	3	2	2	2	5	2	2	↔	34

Filings by Division & Case Category																
		Jan	Feb	Mar	Apr	May	Jun	Jul	Aug	Sep	Oct	Nov	Dec	Thru Jan	% Change	Total
Civil	Administrative Law	2018	1	-	-	-	-	-	-	-	-	-	-	1	1	1
		2017	-	-	-	-	1	-	3	-	-	2	1	0	↔	7
	Contested Divorce	2018	8	-	-	-	-	-	-	-	-	-	-	8	8	8
		2017	-	5	8	4	4	15	13	10	5	19	2	4	0	89
	Domestic and Family - Level 1	2018	11	-	-	-	-	-	-	-	-	-	-	11	450.0%	11
		2017	2	-	7	4	8	2	11	2	7	8	12	1	2	64
	Domestic and Family - Level 2	2018	3	-	-	-	-	-	-	-	-	-	-	3	-78.6%	3
		2017	14	-	10	10	-	60	11	11	8	50	6	14	▼	180
	General Civil - Level 1	2018	3	-	-	-	-	-	-	-	-	-	-	3	200.0%	3
		2017	1	2	2	-	1	2	1	1	5	2	2	1	▲	21
	General Civil - Level 2	2018	15	-	-	-	-	-	-	-	-	-	-	15	400.0%	15
		2017	3	2	3	5	11	26	14	19	19	8	8	3	▲	199
	General Civil - Level 3	2018	6	-	-	-	-	-	-	-	-	-	-	6	200.0%	6
		2017	2	4	9	11	4	14	20	14	14	30	11	5	2	138
Criminal	Probates/Wills & Trusts - Level 1	2018	-	-	-	-	-	-	-	-	-	-	-	0	0	0
		2017	-	-	-	-	-	-	-	1	1	-	-	0	↔	2
	Probates/Wills & Trusts - Level 2	2018	2	-	-	-	-	-	-	-	-	-	-	2	2	2
		2017	-	1	3	2	2	-	4	2	2	-	2	0	↔	18
	Uncontested Divorce	2018	17	-	-	-	-	-	-	-	-	-	-	17	240.0%	17
		2017	5	6	6	8	7	50	32	20	25	22	15	5	▲	211
	Felonies and Related Matters	2018	125	-	-	-	-	-	-	-	-	-	-	125	26.3%	125
		2017	99	152	120	139	127	170	174	156	133	104	102	99	▲	1,697
	Misdemeanor	2018	36	-	-	-	-	-	-	-	-	-	-	36	-35.7%	36
		2017	56	48	45	38	32	44	70	56	47	62	31	56	▼	559
Miscellaneous	Other Criminally Related Matters	2018	8	-	-	-	-	-	-	-	-	-	-	8	700.0%	8
		2017	1	7	7	2	8	7	6	7	7	10	5	5	1	72
Other	Miscellaneous	2018	57	-	-	-	-	-	-	-	-	-	-	57	35.7%	57
		2017	42	45	56	30	45	44	41	53	69	63	37	42	▲	586
	Other	2018	2	-	-	-	-	-	-	-	-	-	-	2	0.0%	2
		2017	2	2	2	2	2	8	3	2	2	2	5	2	↔	34

January 2017 -- January 2018 Filings

Dashboard

Court: Albemarle Circuit

Circuit/Court ID: 16

Start/End Date: Jan-17 / Jan-18

216003

2017 Average Month: 346

Type of Case: Filings

Jan-Jan 2017: 347


2018 Average Month:481

Jan-Jan 2018 : 481

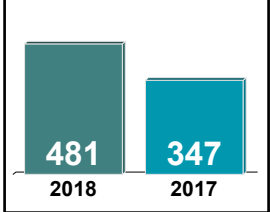
Filings Trending: ▲

Overall AVG. Month: 356

Monthly Filings Summary



Jan --- Jan Filings



Filings by Division																
		Jan	Feb	Mar	Apr	May	Jun	Jul	Aug	Sep	Oct	Nov	Dec	Thru Jan	% Change	Total
Total	2018	481	-	-	-	-	-	-	-	-	-	-	-	481	38.6%	481
	2017	347	378	368	301	284	417	312	360	364	374	361	287	347	▲	4,153
Civil	2018	76	-	-	-	-	-	-	-	-	-	-	-	76	55.1%	76
	2017	49	120	100	69	46	97	62	50	63	95	65	47	49	▲	863
Criminal	2018	177	-	-	-	-	-	-	-	-	-	-	-	177	45.1%	177
	2017	122	128	91	86	78	129	77	90	100	89	134	57	122	▲	1,181
Miscellaneous	2018	191	-	-	-	-	-	-	-	-	-	-	-	191	12.4%	191
	2017	170	125	174	133	128	160	124	191	158	146	138	174	170	▲	1,821
Other	2018	37	-	-	-	-	-	-	-	-	-	-	-	37	516.7%	37
	2017	6	5	3	13	32	31	49	29	43	44	24	9	6	▲	288

Filings by Division & Case Category																		
			Jan	Feb	Mar	Apr	May	Jun	Jul	Aug	Sep	Oct	Nov	Dec	Thru Jan	% Change	Total	
Civil	Administrative Law	2018	-	-	-	-	-	-	-	-	-	-	-	-	-	0	0	0
		2017	-	-	-	-	-	-	-	-	-	1	2	-	-	0	↔	3
	Contested Divorce	2018	3	-	-	-	-	-	-	-	-	-	-	-	-	3	-76.9%	3
		2017	13	8	9	3	1	5	8	5	3	4	4	6	13	13	▼	69
	Domestic and Family - Level 1	2018	12	-	-	-	-	-	-	-	-	-	-	-	-	12	100.0%	12
		2017	6	17	3	11	2	8	10	5	5	2	5	6	6	6	▲	80
	Domestic and Family - Level 2	2018	2	-	-	-	-	-	-	-	-	-	-	-	-	2	-33.3%	2
		2017	3	4	3	8	7	6	4	-	1	8	5	6	3	3	▼	55
	General Civil - Level 1	2018	1	-	-	-	-	-	-	-	-	-	-	-	-	1	-50.0%	1
		2017	2	3	3	2	-	5	3	-	2	4	3	1	2	2	▼	28
	General Civil - Level 2	2018	26	-	-	-	-	-	-	-	-	-	-	-	-	26	136.4%	26
		2017	11	55	35	15	15	42	22	20	32	35	24	17	11	11	▲	323
	General Civil - Level 3	2018	8	-	-	-	-	-	-	-	-	-	-	-	-	8	166.7%	8
		2017	3	16	25	10	3	13	3	5	7	20	10	1	3	3	▲	116
Probates/Wills & Trusts - Level 1	2018	-	-	-	-	-	-	-	-	-	-	-	-	-	0	-100.0%	0	
	2017	1	-	-	-	-	-	-	-	-	-	-	1	-	1	▼	2	
Probates/Wills & Trusts - Level 2	2018	4	-	-	-	-	-	-	-	-	-	-	-	-	4	300.0%	4	
	2017	1	2	4	5	1	3	1	1	-	1	-	1	1	1	▲	20	
Uncontested Divorce	2018	20	-	-	-	-	-	-	-	-	-	-	-	-	20	122.2%	20	
	2017	9	15	18	15	17	15	11	14	12	19	13	9	9	9	▲	167	
Criminal	Felonies and Related Matters	2018	127	-	-	-	-	-	-	-	-	-	-	-	127	53.0%	127	
		2017	83	92	58	61	53	92	50	73	69	76	99	41	83	83	▲	847
	Misdemeanor	2018	45	-	-	-	-	-	-	-	-	-	-	-	-	45	50.0%	45
		2017	30	30	23	24	24	34	26	16	30	10	30	14	30	30	▲	291
	Other Criminally Related Matters	2018	5	-	-	-	-	-	-	-	-	-	-	-	-	5	-44.4%	5
		2017	9	6	10	1	1	3	1	1	1	3	5	2	9	9	▼	43
Miscellaneous	Miscellaneous	2018	191	-	-	-	-	-	-	-	-	-	-	-	191	12.4%	191	
		2017	170	125	174	133	128	160	124	191	158	146	138	174	170	170	▲	1,821
Other	Other	2018	37	-	-	-	-	-	-	-	-	-	-	-	37	516.7%	37	
		2017	6	5	3	13	32	31	49	29	43	44	24	9	6	6	▲	288

January 2017 -- January 2018 Filings

Dashboard

Court: Culpeper Circuit

Circuit/Court ID: 16

Start/End Date: Jan-17 / Jan-18

216047

2017 Average Month: 210

Type of Case: Filings

Jan-Jan 2017: 196


2018 Average Month:269

Jan-Jan 2018 : 269

Filings Trending: ▲

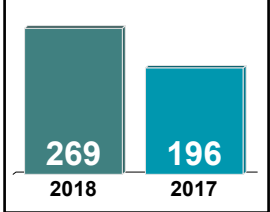
Overall AVG. Month: 215

Monthly Filings Summary



Jan 17 - Jan 18

Jan --- Jan Filings



269 196

2018 2017

Filings by Division																
		Jan	Feb	Mar	Apr	May	Jun	Jul	Aug	Sep	Oct	Nov	Dec	Thru Jan	% Change	Total
Total	2018	269	-	-	-	-	-	-	-	-	-	-	-	269	37.2%	269
	2017	196	199	259	173	175	202	176	207	235	237	228	235	196	▲	2,522
Civil	2018	41	-	-	-	-	-	-	-	-	-	-	-	41	32.3%	41
	2017	31	25	55	29	30	28	31	33	55	46	34	36	31	▲	433
Criminal	2018	79	-	-	-	-	-	-	-	-	-	-	-	79	16.2%	79
	2017	68	75	100	66	56	93	67	78	95	99	96	111	68	▲	1,004
Miscellaneous	2018	148	-	-	-	-	-	-	-	-	-	-	-	148	54.2%	148
	2017	96	98	104	76	85	79	77	96	84	92	98	88	96	▲	1,073
Other	2018	1	-	-	-	-	-	-	-	-	-	-	-	1	0.0%	1
	2017	1	1	-	2	4	2	1	-	1	-	-	-	1	↔	12

Filings by Division & Case Category																		
			Jan	Feb	Mar	Apr	May	Jun	Jul	Aug	Sep	Oct	Nov	Dec	Thru Jan	% Change	Total	
Civil	Administrative Law	2018	1	-	-	-	-	-	-	-	-	-	-	-	-	1	1	1
		2017	-	-	-	-	-	-	-	-	-	-	-	-	-	0	↔	0
	Contested Divorce	2018	4	-	-	-	-	-	-	-	-	-	-	-	-	4	33.3%	4
		2017	3	1	11	6	2	5	6	5	6	5	9	4	3	3	▲	63
	Domestic and Family - Level 1	2018	7	-	-	-	-	-	-	-	-	-	-	-	-	7	75.0%	7
		2017	4	1	7	1	5	1	3	8	11	20	5	1	4	4	▲	67
	Domestic and Family - Level 2	2018	1	-	-	-	-	-	-	-	-	-	-	-	-	1	-80.0%	1
		2017	5	4	2	5	1	6	2	-	6	2	3	1	5	5	▼	37
	General Civil - Level 1	2018	2	-	-	-	-	-	-	-	-	-	-	-	-	2	100.0%	2
		2017	1	3	1	-	-	-	1	-	-	-	-	-	2	1	▲	8
	General Civil - Level 2	2018	7	-	-	-	-	-	-	-	-	-	-	-	-	7	75.0%	7
		2017	4	1	7	5	3	5	3	6	18	3	3	11	4	4	▲	69
	General Civil - Level 3	2018	8	-	-	-	-	-	-	-	-	-	-	-	-	8	60.0%	8
		2017	5	1	6	2	2	1	5	5	1	5	2	2	5	5	▲	37
Probates/Wills & Trusts - Level 1	2018	-	-	-	-	-	-	-	-	-	-	-	-	-	0	0	0	
	2017	-	-	1	-	-	-	-	-	-	-	1	-	-	0	↔	2	
Probates/Wills & Trusts - Level 2	2018	2	-	-	-	-	-	-	-	-	-	-	-	-	2	2	2	
	2017	-	1	-	2	3	1	1	1	1	-	1	2	0	0	↔	13	
Uncontested Divorce	2018	9	-	-	-	-	-	-	-	-	-	-	-	-	9	0.0%	9	
	2017	9	13	20	8	14	9	10	8	12	10	11	13	9	9	↔	137	
Criminal	Felonies and Related Matters	2018	50	-	-	-	-	-	-	-	-	-	-	-	50	-13.8%	50	
		2017	58	60	75	46	34	73	56	58	66	75	76	77	58	▼	754	
	Misdemeanor	2018	26	-	-	-	-	-	-	-	-	-	-	-	26	225.0%	26	
		2017	8	13	23	17	22	14	8	16	27	22	18	32	8	8	▲	220
	Other Criminally Related Matters	2018	3	-	-	-	-	-	-	-	-	-	-	-	3	50.0%	3	
		2017	2	2	2	3	-	6	3	4	2	2	2	2	2	2	▲	30
Miscellaneous	2018	148	-	-	-	-	-	-	-	-	-	-	-	-	148	54.2%	148	
	2017	96	98	104	76	85	79	77	96	84	92	98	88	96	96	▲	1,073	
Other	2018	1	-	-	-	-	-	-	-	-	-	-	-	-	1	0.0%	1	
	2017	1	1	-	2	4	2	1	-	1	-	-	-	-	1	↔	12	

January 2017 -- January 2018 Filings

Dashboard

Court: Fluvanna Circuit

Circuit/Court ID: 16

Start/End Date: Jan-17 / Jan-18

216065

2017 Average Month: 114

Type of Case: Filings

Jan-Jan 2017: 75

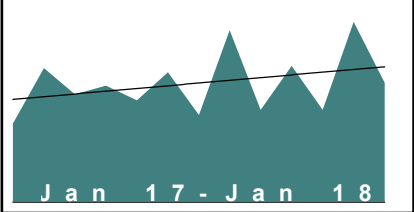
2018 Average Month:114

Jan-Jan 2018 : 114

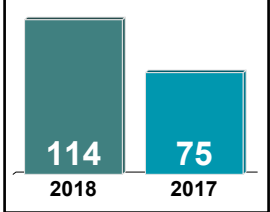
Overall AVG. Month: 114

Filings Trending: ▲

Monthly Filings Summary



Jan --- Jan Filings



Filings by Division																
		Jan	Feb	Mar	Apr	May	Jun	Jul	Aug	Sep	Oct	Nov	Dec	Thru Jan	% Change	Total
Total	2018	114	-	-	-	-	-	-	-	-	-	-	-	114	52.0%	114
	2017	75	128	103	111	97	124	83	164	88	130	88	172	75	▲	1,363
Civil	2018	17	-	-	-	-	-	-	-	-	-	-	-	17	21.4%	17
	2017	14	12	9	14	37	14	18	12	19	21	13	22	14	▲	205
Criminal	2018	17	-	-	-	-	-	-	-	-	-	-	-	17	21.4%	17
	2017	14	69	24	56	22	65	18	87	20	56	15	78	14	▲	524
Miscellaneous	2018	80	-	-	-	-	-	-	-	-	-	-	-	80	70.2%	80
	2017	47	46	69	41	38	45	47	65	49	53	60	72	47	▲	632
Other	2018	-	-	-	-	-	-	-	-	-	-	-	-	0	0	0
	2017	-	1	1	-	-	-	-	-	-	-	-	-	0	↔	2

Filings by Division & Case Category																		
			Jan	Feb	Mar	Apr	May	Jun	Jul	Aug	Sep	Oct	Nov	Dec	Thru Jan	% Change	Total	
Civil	Contested Divorce	2018	1	-	-	-	-	-	-	-	-	-	-	-	-	1	0.0%	1
		2017	1	3	1	3	4	2	-	1	1	-	3	1	1	↔	20	
	Domestic and Family - Level 1	2018	3	-	-	-	-	-	-	-	-	-	-	-	-	3	200.0%	3
		2017	1	1	1	2	14	5	10	3	7	3	-	4	1	1	▲	51
	Domestic and Family - Level 2	2018	3	-	-	-	-	-	-	-	-	-	-	-	-	3	200.0%	3
		2017	1	5	3	-	4	3	2	1	3	3	-	3	1	1	▲	28
	General Civil - Level 1	2018	-	-	-	-	-	-	-	-	-	-	-	-	-	0	0	0
		2017	-	-	-	-	-	-	-	-	2	1	-	2	0	0	↔	5
	General Civil - Level 2	2018	4	-	-	-	-	-	-	-	-	-	-	-	-	4	-55.6%	4
		2017	9	-	3	1	4	-	1	3	4	5	2	4	9	9	▼	36
	General Civil - Level 3	2018	-	-	-	-	-	-	-	-	-	-	-	-	-	0	-100.0%	0
		2017	1	2	-	3	9	1	3	-	-	1	1	1	1	1	▼	22
	Probates/Wills & Trusts - Level 1	2018	-	-	-	-	-	-	-	-	-	-	-	-	-	0	0	0
		2017	-	-	-	-	-	-	-	-	-	-	-	-	1	0	↔	1
Probates/Wills & Trusts - Level 2	2018	1	-	-	-	-	-	-	-	-	-	-	-	-	1	1	1	
	2017	-	-	1	1	-	1	-	-	-	-	-	-	-	0	↔	3	
Uncontested Divorce	2018	5	-	-	-	-	-	-	-	-	-	-	-	-	5	400.0%	5	
	2017	1	1	-	4	2	2	2	4	2	8	7	6	1	1	▲	39	
Criminal	Felonies and Related Matters	2018	8	-	-	-	-	-	-	-	-	-	-	-	8	-27.3%	8	
		2017	11	51	15	48	15	55	6	56	17	45	5	59	11	11	▼	383
	Misdemeanor	2018	8	-	-	-	-	-	-	-	-	-	-	-	8	300.0%	8	
		2017	2	9	9	1	4	6	7	23	3	11	5	18	2	2	▲	98
	Other Criminally Related Matters	2018	1	-	-	-	-	-	-	-	-	-	-	-	1	0.0%	1	
		2017	1	9	-	7	3	4	5	8	-	-	5	1	1	1	↔	43
Miscellaneous	2018	80	-	-	-	-	-	-	-	-	-	-	-	80	70.2%	80		
	2017	47	46	69	41	38	45	47	65	49	53	60	72	47	47	▲	632	
Other	2018	-	-	-	-	-	-	-	-	-	-	-	-	0	0	0	0	
	2017	-	1	1	-	-	-	-	-	-	-	-	-	0	0	↔	2	

January 2017 -- January 2018 Filings

Dashboard

Court: Goochland Circuit

Circuit/Court ID: 16

Start/End Date: Jan-17 / Jan-18

216075

2017 Average Month: 96

Type of Case: Filings

Jan-Jan 2017: 86

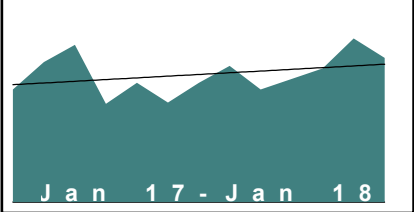
2018 Average Month:110

Jan-Jan 2018 : 110

Filings Trending: ▲

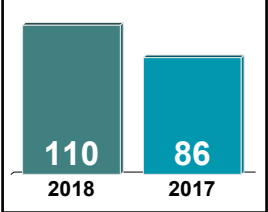
Overall AVG. Month: 97

Monthly Filings Summary



Jan 17 - Jan 18

Jan --- Jan Filings



110 86

2018 2017

Filings by Division																
		Jan	Feb	Mar	Apr	May	Jun	Jul	Aug	Sep	Oct	Nov	Dec	Thru Jan	% Change	Total
Total	2018	110	-	-	-	-	-	-	-	-	-	-	-	110	27.9%	110
	2017	86	107	120	75	91	76	91	104	86	94	102	125	86	▲	1,157
Civil	2018	12	-	-	-	-	-	-	-	-	-	-	-	12	-42.9%	12
	2017	21	14	23	17	33	16	12	18	11	20	16	18	21	▼	219
Criminal	2018	9	-	-	-	-	-	-	-	-	-	-	-	9	-50.0%	9
	2017	18	29	41	15	17	10	41	15	15	28	17	21	18	▼	267
Miscellaneous	2018	87	-	-	-	-	-	-	-	-	-	-	-	87	93.3%	87
	2017	45	62	55	41	40	47	36	70	58	44	66	81	45	▲	645
Other	2018	2	-	-	-	-	-	-	-	-	-	-	-	2	0.0%	2
	2017	2	2	1	2	1	3	2	1	2	2	3	5	2	↔	26

Filings by Division & Case Category																		
			Jan	Feb	Mar	Apr	May	Jun	Jul	Aug	Sep	Oct	Nov	Dec	Thru Jan	% Change	Total	
Civil	Contested Divorce	2018	2	-	-	-	-	-	-	-	-	-	-	-	-	2	2	2
		2017	-	2	1	-	3	2	1	-	1	-	-	-	1	0	↔	11
	Domestic and Family - Level 1	2018	-	-	-	-	-	-	-	-	-	-	-	-	-	0	-100.0%	0
		2017	2	-	-	1	1	-	2	-	-	1	-	-	2	2	▼	9
	Domestic and Family - Level 2	2018	-	-	-	-	-	-	-	-	-	-	-	-	-	0	-100.0%	0
		2017	1	1	-	-	-	2	-	2	1	-	-	2	1	1	▼	10
	General Civil - Level 1	2018	-	-	-	-	-	-	-	-	-	-	-	-	-	0	0	0
		2017	-	-	1	-	-	-	-	2	-	-	-	-	-	0	↔	3
	General Civil - Level 2	2018	3	-	-	-	-	-	-	-	-	-	-	-	-	3	-25.0%	3
		2017	4	2	9	2	8	3	2	3	1	9	8	4	4	4	▼	55
	General Civil - Level 3	2018	2	-	-	-	-	-	-	-	-	-	-	-	-	2	-75.0%	2
		2017	8	5	7	9	13	5	1	6	2	2	2	-	-	8	▼	60
Probates/Wills & Trusts - Level 1	2018	-	-	-	-	-	-	-	-	-	-	-	-	-	0	-100.0%	0	
	2017	1	-	-	-	-	1	1	-	-	-	-	-	-	1	▼	3	
Probates/Wills & Trusts - Level 2	2018	-	-	-	-	-	-	-	-	-	-	-	-	-	0	0	0	
	2017	-	-	1	-	3	-	-	-	-	1	1	-	-	0	↔	6	
Uncontested Divorce	2018	5	-	-	-	-	-	-	-	-	-	-	-	-	5	0.0%	5	
	2017	5	4	4	5	5	3	5	5	5	5	7	4	10	5	↔	62	
Criminal	Capital Murder	2018	-	-	-	-	-	-	-	-	-	-	-	-	-	0	-100.0%	0
		2017	1	-	-	-	-	-	-	-	-	-	-	-	-	1	▼	1
	Felonies and Related Matters	2018	3	-	-	-	-	-	-	-	-	-	-	-	-	3	-70.0%	3
		2017	10	23	29	6	7	4	34	6	10	23	11	10	10	10	▼	173
	Misdemeanor	2018	5	-	-	-	-	-	-	-	-	-	-	-	-	5	-16.7%	5
		2017	6	6	10	6	9	4	7	8	5	3	5	8	6	6	▼	77
	Other Criminally Related Matters	2018	1	-	-	-	-	-	-	-	-	-	-	-	-	1	0.0%	1
2017		1	-	2	3	1	2	-	1	-	2	1	3	1	1	↔	16	
Miscellaneous	2018	87	-	-	-	-	-	-	-	-	-	-	-	-	87	93.3%	87	
	2017	45	62	55	41	40	47	36	70	58	44	66	81	45	45	▲	645	
Other	2018	2	-	-	-	-	-	-	-	-	-	-	-	-	2	0.0%	2	
	2017	2	2	1	2	1	3	2	1	2	2	3	5	2	2	↔	26	

January 2017 -- January 2018 Filings

Dashboard

Court: Greene Circuit

Circuit/Court ID: 16

Start/End Date: Jan-17 / Jan-18

216079

2017 Average Month: 96

Type of Case: Filings

Jan-Jan 2017: 84

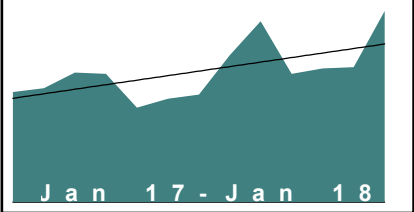
2018 Average Month:146

Filings Trending: ▲

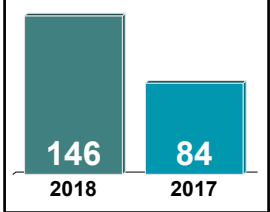
Jan-Jan 2018 : 146

Overall AVG. Month: 100

Monthly Filings Summary



Jan --- Jan Filings



Filings by Division																
		Jan	Feb	Mar	Apr	May	Jun	Jul	Aug	Sep	Oct	Nov	Dec	Thru Jan	% Change	Total
Total	2018	146	-	-	-	-	-	-	-	-	-	-	-	146	73.8%	146
	2017	84	87	99	98	72	79	82	112	138	98	102	103	84	▲	1,154
Civil	2018	7	-	-	-	-	-	-	-	-	-	-	-	7	-41.7%	7
	2017	12	7	18	11	13	8	12	13	10	11	9	12	12	▼	136
Criminal	2018	42	-	-	-	-	-	-	-	-	-	-	-	42	23.5%	42
	2017	34	20	29	38	20	30	21	32	65	34	25	36	34	▲	384
Miscellaneous	2018	90	-	-	-	-	-	-	-	-	-	-	-	90	181.3%	90
	2017	32	54	48	41	35	33	39	55	54	47	57	50	32	▲	545
Other	2018	7	-	-	-	-	-	-	-	-	-	-	-	7	16.7%	7
	2017	6	6	4	8	4	8	10	12	9	6	11	5	6	▲	89

Filings by Division & Case Category																
		Jan	Feb	Mar	Apr	May	Jun	Jul	Aug	Sep	Oct	Nov	Dec	Thru Jan	% Change	Total
Civil	Administrative Law	2018	-	-	-	-	-	-	-	-	-	-	-	0	-100.0%	0
		2017	2	-	-	-	-	-	-	-	-	-	-	2	▼	2
	Contested Divorce	2018	1	-	-	-	-	-	-	-	-	-	-	1	0.0%	1
		2017	1	1	1	-	1	1	2	2	1	1	1	1	↔	13
	Domestic and Family - Level 1	2018	-	-	-	-	-	-	-	-	-	-	-	0	-100.0%	0
		2017	2	1	-	5	1	1	1	1	2	3	-	2	▼	19
	Domestic and Family - Level 2	2018	-	-	-	-	-	-	-	-	-	-	-	0	-100.0%	0
		2017	1	-	2	-	3	-	-	-	-	-	2	1	▼	8
	General Civil - Level 1	2018	-	-	-	-	-	-	1	1	-	-	-	0	0	0
		2017	-	-	-	-	-	-	-	-	-	-	-	0	↔	2
	General Civil - Level 2	2018	3	-	-	-	-	-	-	-	-	-	-	3	3	3
		2017	-	1	6	2	1	2	4	3	3	3	2	1	↔	28
Criminal	General Civil - Level 3	2018	-	-	-	-	-	-	-	-	-	-	-	0	-100.0%	0
		2017	4	2	4	2	1	-	4	2	2	1	-	4	▼	24
	Probates/Wills & Trusts - Level 2	2018	-	-	-	-	-	-	-	-	-	-	-	0	0	0
		2017	-	1	1	-	-	-	-	-	1	-	-	0	↔	3
	Uncontested Divorce	2018	3	-	-	-	-	-	-	-	-	-	-	3	50.0%	3
		2017	2	1	4	2	6	4	1	4	1	3	6	2	▲	37
	Felonies and Related Matters	2018	33	-	-	-	-	-	-	-	-	-	-	33	22.2%	33
		2017	27	16	22	26	15	19	18	21	61	28	19	30	▲	302
	Misdemeanor	2018	9	-	-	-	-	-	-	-	-	-	-	9	80.0%	9
		2017	5	4	7	11	4	10	1	9	4	5	6	6	▲	72
	Other Criminally Related Matters	2018	-	-	-	-	-	-	-	-	-	-	-	0	-100.0%	0
		2017	2	-	-	1	1	1	2	2	-	1	-	2	▼	10
Miscellaneous		2018	90	-	-	-	-	-	-	-	-	-	-	90	181.3%	90
		2017	32	54	48	41	35	33	39	55	54	47	50	32	▲	545
Other		2018	7	-	-	-	-	-	-	-	-	-	-	7	16.7%	7
		2017	6	6	4	8	4	8	10	12	9	6	11	5	▲	89

January 2017 -- January 2018 Filings

Dashboard

Court: Louisa Circuit

Start/End Date: Jan-17 / Jan-18

2017 Average Month: 193

Jan-Jan 2017: 195

Filings Trending: ▲

Circuit/Court ID: 16

216109


Type of Case: Filings

2018 Average Month:250

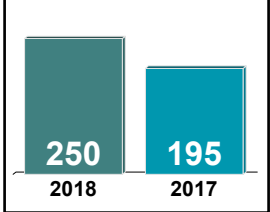
Jan-Jan 2018 : 250

Overall AVG. Month: 198

Monthly Filings Summary



Jan --- Jan Filings



Filings by Division																
		Jan	Feb	Mar	Apr	May	Jun	Jul	Aug	Sep	Oct	Nov	Dec	Thru Jan	% Change	Total
Total	2018	250	-	-	-	-	-	-	-	-	-	-	-	250	28.2%	250
	2017	195	170	229	156	269	208	152	165	184	202	178	210	195	▲	2,318
Civil	2018	35	-	-	-	-	-	-	-	-	-	-	-	35	59.1%	35
	2017	22	34	28	35	33	21	14	23	27	28	26	30	22	▲	321
Criminal	2018	49	-	-	-	-	-	-	-	-	-	-	-	49	-37.2%	49
	2017	78	37	116	37	143	107	52	58	59	53	51	70	78	▼	861
Miscellaneous	2018	132	-	-	-	-	-	-	-	-	-	-	-	132	80.8%	132
	2017	73	80	71	65	62	67	71	69	86	92	89	90	73	▲	915
Other	2018	34	-	-	-	-	-	-	-	-	-	-	-	34	54.5%	34
	2017	22	19	14	19	31	13	15	15	12	29	12	20	22	▲	221

Filings by Division & Case Category																		
			Jan	Feb	Mar	Apr	May	Jun	Jul	Aug	Sep	Oct	Nov	Dec	Thru Jan	% Change	Total	
Civil	Administrative Law	2018	-	-	-	-	-	-	-	-	-	-	-	-	-	0	0	0
		2017	-	-	-	-	1	-	-	-	-	-	1	2	0	↔	4	
	Contested Divorce	2018	2	-	-	-	-	-	-	-	-	-	-	-	-	2	0.0%	2
		2017	2	3	2	5	7	3	3	2	2	3	2	2	2	2	↔	36
	Domestic and Family - Level 1	2018	5	-	-	-	-	-	-	-	-	-	-	-	-	5	5	5
		2017	-	13	-	10	3	2	2	-	-	3	1	3	0	↔	37	
	Domestic and Family - Level 2	2018	6	-	-	-	-	-	-	-	-	-	-	-	-	6	6	6
		2017	-	-	1	2	3	-	-	2	2	-	1	1	0	↔	12	
	General Civil - Level 1	2018	1	-	-	-	-	-	-	-	-	-	-	-	-	1	1	1
		2017	-	-	-	-	-	1	-	-	-	1	1	1	0	↔	4	
	General Civil - Level 2	2018	5	-	-	-	-	-	-	-	-	-	-	-	-	5	-58.3%	5
		2017	12	3	11	5	4	4	3	2	6	8	10	7	12	12	▼	75
	General Civil - Level 3	2018	7	-	-	-	-	-	-	-	-	-	-	-	-	7	600.0%	7
		2017	1	6	4	2	11	9	4	6	14	7	2	2	1	1	▲	68
Probates/Wills & Trusts - Level 1	2018	1	-	-	-	-	-	-	-	-	-	-	-	-	1	1	1	
	2017	-	-	-	-	-	-	-	-	1	-	-	-	-	0	↔	1	
Probates/Wills & Trusts - Level 2	2018	-	-	-	-	-	-	-	-	-	-	-	-	-	0	0	0	
	2017	-	-	-	1	-	-	-	2	-	1	1	6	0	↔	11		
Uncontested Divorce	2018	8	-	-	-	-	-	-	-	-	-	-	-	-	8	14.3%	8	
	2017	7	9	10	10	4	2	2	8	3	5	7	6	7	7	▲	73	
Criminal	Capital Murder	2018	-	-	-	-	-	-	-	-	-	-	-	-	-	0	-100.0%	0
		2017	1	-	-	-	-	2	-	-	-	-	-	-	-	1	▼	3
	Felonies and Related Matters	2018	34	-	-	-	-	-	-	-	-	-	-	-	-	34	-41.4%	34
		2017	58	10	95	21	128	90	40	41	47	42	35	55	58	58	▼	662
	Misdemeanor	2018	15	-	-	-	-	-	-	-	-	-	-	-	-	15	-21.1%	15
		2017	19	24	19	10	14	13	12	17	11	8	14	12	19	19	▼	173
	Other Criminally Related Matters	2018	-	-	-	-	-	-	-	-	-	-	-	-	-	0	0	0
		2017	-	3	2	6	1	2	-	-	1	3	2	3	0	0	↔	23
	Miscellaneous	2018	132	-	-	-	-	-	-	-	-	-	-	-	-	132	80.8%	132
		2017	73	80	71	65	62	67	71	69	86	92	89	90	73	73	▲	915
	Other	2018	34	-	-	-	-	-	-	-	-	-	-	-	-	34	54.5%	34
		2017	22	19	14	19	31	13	15	15	12	29	12	20	22	22	▲	221

January 2017 -- January 2018 Filings

Dashboard

Court: Madison Circuit

Circuit/Court ID: 16

Start/End Date: Jan-17 / Jan-18

216113

2017 Average Month: 66

Type of Case: Filings

Jan-Jan 2017: 64

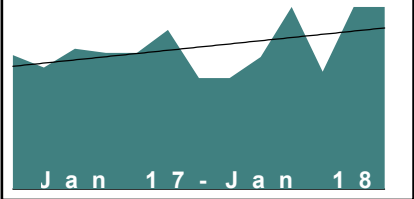
2018 Average Month: 87

Jan-Jan 2018 : 87

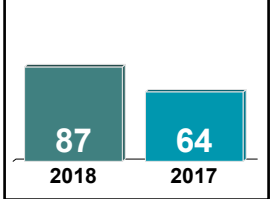
Filings Trending: ▲

Overall AVG. Month: 68

Monthly Filings Summary



Jan --- Jan Filings



Filings by Division																
		Jan	Feb	Mar	Apr	May	Jun	Jul	Aug	Sep	Oct	Nov	Dec	Thru Jan	% Change	Total
Total	2018	87	-	-	-	-	-	-	-	-	-	-	-	87	35.9%	87
	2017	64	58	67	65	65	76	53	53	63	87	56	87	64	▲	794
Civil	2018	8	-	-	-	-	-	-	-	-	-	-	-	8	166.7%	8
	2017	3	6	11	9	17	14	1	2	7	20	4	11	3	▲	105
Criminal	2018	13	-	-	-	-	-	-	-	-	-	-	-	13	-51.9%	13
	2017	27	27	16	25	13	34	9	15	10	16	9	28	27	▼	229
Miscellaneous	2018	60	-	-	-	-	-	-	-	-	-	-	-	60	150.0%	60
	2017	24	18	30	21	28	23	33	33	35	44	31	31	24	▲	351
Other	2018	6	-	-	-	-	-	-	-	-	-	-	-	6	-40.0%	6
	2017	10	7	10	10	7	5	10	3	11	7	12	17	10	▼	109

Filings by Division & Case Category																
		Jan	Feb	Mar	Apr	May	Jun	Jul	Aug	Sep	Oct	Nov	Dec	Thru Jan	% Change	Total
Civil	Contested Divorce	2018	-	-	-	-	-	-	-	-	-	-	-	0	-100.0%	0
		2017	1	-	1	1	1	-	-	1	1	-	-	1	▼	6
	Domestic and Family - Level 1	2018	1	-	-	-	-	-	-	-	-	-	-	1	1	1
		2017	-	-	-	-	6	-	-	-	12	-	9	0	↔	27
	Domestic and Family - Level 2	2018	-	-	-	-	-	-	-	-	-	-	-	0	0	0
		2017	-	-	1	-	14	-	-	1	-	-	-	0	↔	16
	General Civil - Level 1	2018	-	-	-	-	-	-	-	-	-	-	-	0	0	0
		2017	-	-	-	-	-	-	-	1	-	-	-	0	↔	1
	General Civil - Level 2	2018	2	-	-	-	-	-	-	-	-	-	-	2	2	2
		2017	-	3	1	4	-	2	1	3	4	2	1	0	↔	21
	General Civil - Level 3	2018	1	-	-	-	-	-	-	-	-	-	-	1	0.0%	1
		2017	1	-	7	1	-	2	-	1	-	2	1	1	↔	16
	Probates/Wills & Trusts - Level 1	2018	-	-	-	-	-	-	-	-	-	-	-	0	0	0
		2017	-	1	-	-	-	-	-	-	-	-	-	0	↔	1
Criminal	Probates/Wills & Trusts - Level 2	2018	-	-	-	-	-	-	-	-	-	-	-	0	0	0
		2017	-	-	-	2	1	4	-	1	1	1	-	0	↔	10
	Uncontested Divorce	2018	4	-	-	-	-	-	-	-	-	-	-	4	300.0%	4
		2017	1	2	1	1	1	1	-	-	-	-	-	1	▲	7
	Felonies and Related Matters	2018	4	-	-	-	-	-	-	-	-	-	-	4	-80.0%	4
		2017	20	15	11	20	7	23	2	10	4	6	5	20	▼	144
	Misdemeanor	2018	9	-	-	-	-	-	-	-	-	-	-	9	50.0%	9
		2017	6	11	5	4	4	8	4	1	6	8	4	6	▲	66
	Other Criminally Related Matters	2018	-	-	-	-	-	-	-	-	-	-	-	0	-100.0%	0
		2017	1	1	-	1	2	3	3	4	-	2	-	1	▼	19
	Miscellaneous	2018	60	-	-	-	-	-	-	-	-	-	-	60	150.0%	60
		2017	24	18	30	21	28	23	33	33	35	44	31	24	▲	351
	Other	2018	6	-	-	-	-	-	-	-	-	-	-	6	-40.0%	6
		2017	10	7	10	10	7	5	10	3	11	7	12	10	▼	109

January 2017 -- January 2018 Filings

Dashboard

Court: Orange Circuit

Circuit/Court ID: 16

Start/End Date: Jan-17 / Jan-18

216137

2017 Average Month: 153

Type of Case: Filings

Jan-Jan 2017: 179

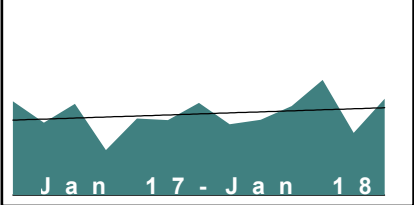
2018 Average Month:184

Filings Trending: ▲

Jan-Jan 2018 : 184

Overall AVG. Month: 155

Monthly Filings Summary



Jan --- Jan Filings

184

2018

179

2017

Filings by Division																
		Jan	Feb	Mar	Apr	May	Jun	Jul	Aug	Sep	Oct	Nov	Dec	Thru Jan	% Change	Total
Total	2018	184	-	-	-	-	-	-	-	-	-	-	-	184	2.8%	184
	2017	179	138	174	86	146	143	176	135	144	170	220	119	179	▲	1,830
Civil	2018	16	-	-	-	-	-	-	-	-	-	-	-	16	-40.7%	16
	2017	27	21	27	27	25	25	36	39	27	21	17	12	27	▼	304
Criminal	2018	65	-	-	-	-	-	-	-	-	-	-	-	65	-17.7%	65
	2017	79	53	63	14	48	24	77	20	52	69	116	34	79	▼	649
Miscellaneous	2018	103	-	-	-	-	-	-	-	-	-	-	-	103	47.1%	103
	2017	70	61	83	45	73	90	61	75	65	80	85	72	70	▲	860
Other	2018	-	-	-	-	-	-	-	-	-	-	-	-	0	-100.0%	0
	2017	3	3	1	-	-	4	2	1	-	-	2	1	3	▼	17

Filings by Division & Case Category																		
			Jan	Feb	Mar	Apr	May	Jun	Jul	Aug	Sep	Oct	Nov	Dec	Thru Jan	% Change	Total	
Civil	Administrative Law	2018	1	-	-	-	-	-	-	-	-	-	-	-	-	1	1	1
		2017	-	1	1	-	-	-	-	-	1	-	-	-	-	0	↔	3
	Contested Divorce	2018	3	-	-	-	-	-	-	-	-	-	-	-	-	3	3	3
		2017	-	5	3	1	2	1	1	5	4	5	3	1	-	0	↔	31
	Domestic and Family - Level 1	2018	3	-	-	-	-	-	-	-	-	-	-	-	-	3	-57.1%	3
		2017	7	1	2	11	3	5	10	12	3	2	1	-	-	7	▼	57
	Domestic and Family - Level 2	2018	2	-	-	-	-	-	-	-	-	-	-	-	-	2	100.0%	2
		2017	1	-	-	1	4	1	1	2	-	2	1	1	-	1	▲	14
	General Civil - Level 1	2018	-	-	-	-	-	-	-	-	-	-	-	-	-	0	0	0
		2017	-	-	-	1	-	-	-	1	1	-	-	-	-	0	↔	3
	General Civil - Level 2	2018	1	-	-	-	-	-	-	-	-	-	-	-	-	1	-83.3%	1
		2017	6	4	7	5	3	5	5	5	5	4	4	4	4	6	▼	57
	General Civil - Level 3	2018	1	-	-	-	-	-	-	-	-	-	-	-	-	1	-80.0%	1
		2017	5	4	2	3	3	4	13	5	7	1	3	2	-	5	▼	52
Probates/Wills & Trusts - Level 1	2018	-	-	-	-	-	-	-	-	-	-	-	-	-	0	0	0	
	2017	-	-	-	-	-	-	-	-	-	-	-	1	-	0	↔	1	
Probates/Wills & Trusts - Level 2	2018	3	-	-	-	-	-	-	-	-	-	-	-	-	3	3	3	
	2017	-	-	5	-	3	2	1	1	2	2	1	-	-	0	↔	17	
Uncontested Divorce	2018	2	-	-	-	-	-	-	-	-	-	-	-	-	2	-75.0%	2	
	2017	8	6	7	5	7	7	4	7	6	5	3	4	-	8	▼	69	
Criminal	Felonies and Related Matters	2018	31	-	-	-	-	-	-	-	-	-	-	-	31	-43.6%	31	
		2017	55	44	49	9	32	19	60	15	36	57	62	25	55	▼	463	
	Misdemeanor	2018	33	-	-	-	-	-	-	-	-	-	-	-	-	33	65.0%	33
		2017	20	8	12	4	14	2	12	4	10	10	51	8	20	▲	155	
	Other Criminally Related Matters	2018	1	-	-	-	-	-	-	-	-	-	-	-	-	1	-75.0%	1
2017		4	1	2	1	2	3	5	1	6	2	3	1	-	4	▼	31	
Miscellaneous		2018	103	-	-	-	-	-	-	-	-	-	-	-	103	47.1%	103	
		2017	70	61	83	45	73	90	61	75	65	80	85	72	70	▲	860	
Other		2018	-	-	-	-	-	-	-	-	-	-	-	-	0	-100.0%	0	
		2017	3	3	1	-	-	4	2	1	-	-	2	1	3	▼	17	

January 2017 -- January 2018 Filings

Dashboard

Court: Charlottesville Circuit

Circuit/Court ID: 16

Start/End Date: Jan-17 / Jan-18

216540

2017 Average Month: 142

Type of Case: Filings

Jan-Jan 2017: 104

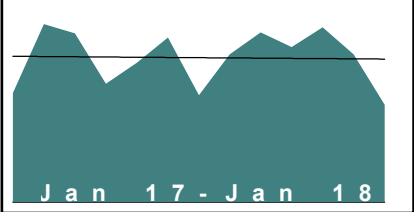
2018 Average Month:93

Filings Trending: ▼

Jan-Jan 2018 : 93

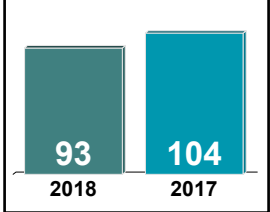
Overall AVG. Month: 138

Monthly Filings Summary



Jan 17 - Jan 18

Jan --- Jan Filings



93 104

2018 2017

Filings by Division																
		Jan	Feb	Mar	Apr	May	Jun	Jul	Aug	Sep	Oct	Nov	Dec	Thru Jan	% Change	Total
Total	2018	93	-	-	-	-	-	-	-	-	-	-	-	93	-10.6%	93
	2017	104	170	161	113	133	157	102	141	162	148	167	141	104	▼	1,699
Civil	2018	20	-	-	-	-	-	-	-	-	-	-	-	20	33.3%	20
	2017	15	23	30	23	22	23	32	18	31	20	37	16	15	▲	290
Criminal	2018	46	-	-	-	-	-	-	-	-	-	-	-	46	-29.2%	46
	2017	65	112	92	63	82	87	31	89	83	98	94	89	65	▼	985
Miscellaneous	2018	27	-	-	-	-	-	-	-	-	-	-	-	27	17.4%	27
	2017	23	35	39	27	29	46	38	34	47	30	36	36	23	▲	420
Other	2018	-	-	-	-	-	-	-	-	-	-	-	-	0	-100.0%	0
	2017	1	-	-	-	-	1	1	-	1	-	-	-	1	▼	4

Filings by Division & Case Category																
		Jan	Feb	Mar	Apr	May	Jun	Jul	Aug	Sep	Oct	Nov	Dec	Thru Jan	% Change	Total
Civil	Administrative Law	2018	-	-	-	-	-	-	-	-	-	-	-	0	0	0
		2017	-	-	1	-	-	-	-	-	-	-	-	0	↔	1
	Contested Divorce	2018	2	-	-	-	-	-	-	-	-	-	-	2	2	2
		2017	-	1	1	2	1	2	1	2	-	1	1	0	↔	12
	Domestic and Family - Level 1	2018	1	-	-	-	-	-	-	-	-	-	-	1	-50.0%	1
		2017	2	5	2	3	-	2	3	2	2	5	5	2	▼	31
	Domestic and Family - Level 2	2018	3	-	-	-	-	-	-	-	-	-	-	3	200.0%	3
		2017	1	2	2	2	1	3	2	1	4	-	2	1	▲	20
	General Civil - Level 1	2018	-	-	-	-	-	-	-	-	-	-	-	0	0	0
		2017	-	1	3	-	4	-	1	1	1	1	1	0	↔	14
	General Civil - Level 2	2018	5	-	-	-	-	-	-	-	-	-	-	5	-16.7%	5
		2017	6	8	11	11	10	6	7	5	9	9	13	6	▼	99
	General Civil - Level 3	2018	5	-	-	-	-	-	-	-	-	-	-	5	150.0%	5
		2017	2	1	9	2	4	7	9	4	5	2	8	3	▲	56
Criminal	Probates/Wills & Trusts - Level 2	2018	-	-	-	-	-	-	-	-	-	-	-	0	0	0
		2017	-	2	1	1	-	2	2	2	-	4	-	0	↔	14
	Uncontested Divorce	2018	4	-	-	-	-	-	-	-	-	-	-	4	0.0%	4
		2017	4	3	-	2	2	5	8	2	6	6	3	4	↔	43
	Capital Murder	2018	-	-	-	-	-	-	-	-	-	-	-	0	0	0
		2017	-	1	-	-	-	-	-	-	-	-	-	0	↔	1
	Felonies and Related Matters	2018	26	-	-	-	-	-	-	-	-	-	-	26	-44.7%	26
		2017	47	92	54	43	58	59	18	56	56	67	59	47	▼	677
	Misdemeanor	2018	19	-	-	-	-	-	-	-	-	-	-	19	26.7%	19
		2017	15	17	31	19	20	24	11	30	23	27	31	15	▲	267
	Other Criminally Related Matters	2018	1	-	-	-	-	-	-	-	-	-	-	1	-66.7%	1
		2017	3	2	7	1	4	4	2	3	4	4	4	3	▼	40
	Miscellaneous	2018	27	-	-	-	-	-	-	-	-	-	-	27	17.4%	27
		2017	23	35	39	27	29	46	38	34	47	30	36	23	▲	420
Other	2018	-	-	-	-	-	-	-	-	-	-	-	-	0	-100.0%	0
	2017	1	-	-	-	-	1	1	-	1	-	-	-	1	▼	4

January 2017 -- January 2018 Filings

Dashboard

Court: Arlington Circuit

Start/End Date: Jan-17 / Jan-18

2017 Average Month: 924

Jan-Jan 2017: 894

Filings Trending: ▼

Circuit/Court ID: 17

217013

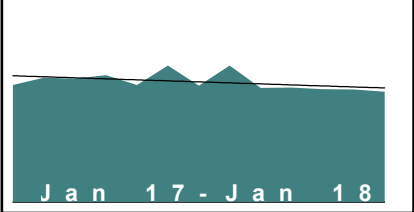
Type of Case: Filings

2018 Average Month:842

Jan-Jan 2018 : 842

Overall AVG. Month: 918

Monthly Filings Summary



Jan 17 - Jan 18

Jan --- Jan Filings

842

2018

894

2017

Filings by Division																
		Jan	Feb	Mar	Apr	May	Jun	Jul	Aug	Sep	Oct	Nov	Dec	Thru Jan	% Change	Total
Total	2018	842	-	-	-	-	-	-	-	-	-	-	-	842	-5.8%	842
	2017	894	949	942	970	895	1,043	888	1,043	873	875	862	859	894	▼	11,093
Civil	2018	157	-	-	-	-	-	-	-	-	-	-	-	157	1.3%	157
	2017	155	139	125	145	117	202	116	224	194	145	190	207	155	▲	1,959
Criminal	2018	293	-	-	-	-	-	-	-	-	-	-	-	293	-22.3%	293
	2017	377	435	443	499	448	460	355	447	322	387	310	306	377	▼	4,789
Miscellaneous	2018	167	-	-	-	-	-	-	-	-	-	-	-	167	-5.6%	167
	2017	177	182	167	148	163	167	174	177	173	169	184	193	177	▼	2,074
Other	2018	225	-	-	-	-	-	-	-	-	-	-	-	225	21.6%	225
	2017	185	193	207	178	167	214	243	195	184	174	178	153	185	▲	2,271

Filings by Division & Case Category																		
			Jan	Feb	Mar	Apr	May	Jun	Jul	Aug	Sep	Oct	Nov	Dec	Thru Jan	% Change	Total	
Civil	Administrative Law	2018	2	-	-	-	-	-	-	-	-	-	-	-	-	2	100.0%	2
		2017	1	-	-	-	-	4	3	4	-	3	2	1	1	▲	18	
	Contested Divorce	2018	15	-	-	-	-	-	-	-	-	-	-	-	-	15	66.7%	15
		2017	9	14	23	16	21	22	19	21	16	25	21	14	9	▲	221	
	Domestic and Family - Level 1	2018	4	-	-	-	-	-	-	-	-	-	-	-	-	4	-73.3%	4
		2017	15	8	8	5	6	13	4	9	13	5	10	18	15	▼	114	
	Domestic and Family - Level 2	2018	6	-	-	-	-	-	-	-	-	-	-	-	-	6	100.0%	6
		2017	3	11	7	10	11	7	4	5	4	5	10	9	3	▲	86	
	General Civil - Level 1	2018	4	-	-	-	-	-	-	-	-	-	-	-	-	4	0.0%	4
		2017	4	3	5	4	4	4	1	-	4	4	4	2	4	↔	39	
	General Civil - Level 2	2018	83	-	-	-	-	-	-	-	-	-	-	-	-	83	23.9%	83
		2017	67	51	30	65	29	83	38	134	100	54	87	118	67	▲	856	
	General Civil - Level 3	2018	9	-	-	-	-	-	-	-	-	-	-	-	-	9	-18.2%	9
		2017	11	7	16	14	13	18	12	14	5	8	10	13	11	▼	141	
Probates/Wills & Trusts - Level 1	2018	3	-	-	-	-	-	-	-	-	-	-	-	-	3	0.0%	3	
	2017	3	-	2	1	3	-	2	-	2	1	-	1	3	↔	15		
Probates/Wills & Trusts - Level 2	2018	5	-	-	-	-	-	-	-	-	-	-	-	-	5	-72.2%	5	
	2017	18	18	12	13	4	16	12	10	19	11	12	8	18	▼	153		
Uncontested Divorce	2018	26	-	-	-	-	-	-	-	-	-	-	-	-	26	8.3%	26	
	2017	24	27	22	17	26	35	21	27	31	29	34	23	24	▲	316		
Criminal	Felonies and Related Matters	2018	187	-	-	-	-	-	-	-	-	-	-	-	187	-30.0%	187	
		2017	267	289	322	374	296	309	249	304	216	231	207	165	267	▼	3,229	
	Misdemeanor	2018	71	-	-	-	-	-	-	-	-	-	-	-	-	71	-4.1%	71
		2017	74	83	84	70	74	77	69	55	63	118	69	72	74	▼	908	
	Other Criminally Related Matters	2018	35	-	-	-	-	-	-	-	-	-	-	-	-	35	-2.8%	35
		2017	36	63	37	55	78	74	37	88	43	38	34	69	36	▼	652	
Miscellaneous		2018	167	-	-	-	-	-	-	-	-	-	-	-	167	-5.6%	167	
		2017	177	182	167	148	163	167	174	177	173	169	184	193	177	▼	2,074	
Other		2018	225	-	-	-	-	-	-	-	-	-	-	-	225	21.6%	225	
		2017	185	193	207	178	167	214	243	195	184	174	178	153	185	▲	2,271	

January 2017 -- January 2018 Filings

Dashboard

Court: Fauquier Circuit

Start/End Date: Jan-17 / Jan-18

2017 Average Month: 301

Jan-Jan 2017: 290

Filings Trending: ▲

Circuit/Court ID: 20

220061

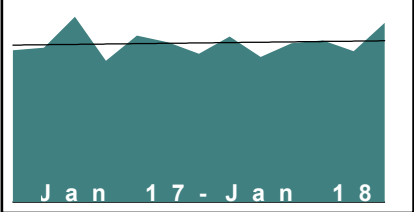
Type of Case: Filings

2018 Average Month:342

Jan-Jan 2018 : 342

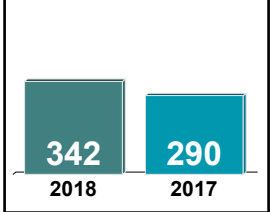
Overall AVG. Month: 304

Monthly Filings Summary



Jan 17 - Jan 18

Jan --- Jan Filings



342 290

2018 2017

Filings by Division																
		Jan	Feb	Mar	Apr	May	Jun	Jul	Aug	Sep	Oct	Nov	Dec	Thru Jan	% Change	Total
Total	2018	342	-	-	-	-	-	-	-	-	-	-	-	342	17.9%	342
	2017	290	295	354	270	318	305	283	316	277	303	309	288	290	▲	3,608
Civil	2018	38	-	-	-	-	-	-	-	-	-	-	-	38	15.2%	38
	2017	33	32	33	47	42	50	35	52	54	59	45	34	33	▲	516
Criminal	2018	78	-	-	-	-	-	-	-	-	-	-	-	78	18.2%	78
	2017	66	82	163	79	130	104	92	79	70	69	79	75	66	▲	1,088
Miscellaneous	2018	201	-	-	-	-	-	-	-	-	-	-	-	201	22.6%	201
	2017	164	151	132	112	126	112	106	149	122	147	160	163	164	▲	1,644
Other	2018	25	-	-	-	-	-	-	-	-	-	-	-	25	-7.4%	25
	2017	27	30	26	32	20	39	50	36	31	28	25	16	27	▼	360

Filings by Division & Case Category																
		Jan	Feb	Mar	Apr	May	Jun	Jul	Aug	Sep	Oct	Nov	Dec	Thru Jan	% Change	Total
Civil	Administrative Law	2018	-	-	-	-	-	-	-	-	-	-	-	0	-100.0%	0
		2017	1	-	-	-	-	-	2	-	1	-	1	1	▼	5
	Contested Divorce	2018	8	-	-	-	-	-	-	-	-	-	-	8	100.0%	8
		2017	4	4	8	4	7	7	4	9	3	6	7	4	▲	69
	Domestic and Family - Level 1	2018	1	-	-	-	-	-	-	-	-	-	-	1	0.0%	1
		2017	1	-	-	3	2	2	1	3	3	-	5	1	↔	23
	Domestic and Family - Level 2	2018	3	-	-	-	-	-	-	-	-	-	-	3	200.0%	3
		2017	1	5	2	4	1	1	7	1	1	3	1	1	▲	27
	General Civil - Level 1	2018	1	-	-	-	-	-	-	-	-	-	-	1	1	1
		2017	-	-	-	-	1	-	-	1	2	-	-	0	↔	4
	General Civil - Level 2	2018	13	-	-	-	-	-	-	-	-	-	-	13	30.0%	13
		2017	10	8	9	14	14	13	8	11	15	14	10	10	▲	140
	General Civil - Level 3	2018	7	-	-	-	-	-	-	-	-	-	-	7	133.3%	7
		2017	3	4	2	2	4	6	3	6	12	5	8	3	▲	58
	Probates/Wills & Trusts - Level 1	2018	1	-	-	-	-	-	-	-	-	-	-	1	1	1
		2017	-	-	-	-	1	-	-	-	-	-	-	0	↔	1
Criminal	Probates/Wills & Trusts - Level 2	2018	2	-	-	-	-	-	-	-	-	-	-	2	2	2
		2017	-	2	-	4	-	4	3	-	3	5	2	0	↔	25
	Protective Orders	2018	-	-	-	-	-	-	-	-	-	-	-	0	-100.0%	0
		2017	2	-	1	4	-	-	2	1	3	1	2	2	▼	16
	Uncontested Divorce	2018	2	-	-	-	-	-	-	-	-	-	-	2	-81.8%	2
		2017	11	9	11	12	13	16	9	18	15	17	12	11	▼	148
	Felonies and Related Matters	2018	54	-	-	-	-	-	-	-	-	-	-	54	14.9%	54
		2017	47	60	123	39	87	49	51	39	47	45	43	47	▲	677
	Misdemeanor	2018	21	-	-	-	-	-	-	-	-	-	-	21	23.5%	21
		2017	17	20	30	37	32	46	34	29	19	16	29	17	▲	332
	Other Criminally Related Matters	2018	3	-	-	-	-	-	-	-	-	-	-	3	50.0%	3
		2017	2	2	10	3	11	9	7	11	4	8	7	2	▲	79
	Miscellaneous	2018	201	-	-	-	-	-	-	-	-	-	-	201	22.6%	201
		2017	164	151	132	112	126	112	106	149	122	147	160	163	▲	1,644
	Other	2018	25	-	-	-	-	-	-	-	-	-	-	25	-7.4%	25
		2017	27	30	26	32	20	39	50	36	31	28	25	27	▼	360

Data Extracted: 2-10-2018 Locale: Fauquier Circuit: 20 FIPS: 061

Page 65

Source:SCV-CMS-SQL-CIR

January 2017 -- January 2018 Filings

Dashboard

Court: Loudoun Circuit

Start/End Date: Jan-17 / Jan-18

2017 Average Month: 839

Jan-Jan 2017: 864

Filings Trending: ▲

Circuit/Court ID: 20

220107

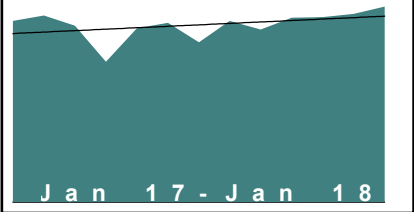
Type of Case: Filings

2018 Average Month:934

Jan-Jan 2018 : 934

Overall AVG. Month: 846

Monthly Filings Summary



Jan 17 - Jan 18

Jan --- Jan Filings

934

2018

864

2017

Filings by Division																
		Jan	Feb	Mar	Apr	May	Jun	Jul	Aug	Sep	Oct	Nov	Dec	Thru Jan	% Change	Total
Total	2018	934	-	-	-	-	-	-	-	-	-	-	-	934	8.1%	934
	2017	864	890	842	670	830	855	763	864	824	880	883	899	864	▲	10,064
Civil	2018	193	-	-	-	-	-	-	-	-	-	-	-	193	1.0%	193
	2017	191	184	216	176	182	217	166	182	170	177	209	179	191	▲	2,249
Criminal	2018	218	-	-	-	-	-	-	-	-	-	-	-	218	16.0%	218
	2017	188	253	183	130	227	203	177	226	221	233	200	240	188	▲	2,481
Miscellaneous	2018	489	-	-	-	-	-	-	-	-	-	-	-	489	10.1%	489
	2017	444	427	423	343	392	389	395	420	408	445	447	441	444	▲	4,974
Other	2018	34	-	-	-	-	-	-	-	-	-	-	-	34	-17.1%	34
	2017	41	26	20	21	29	46	25	36	25	25	27	39	41	▼	360

Filings by Division & Case Category																		
			Jan	Feb	Mar	Apr	May	Jun	Jul	Aug	Sep	Oct	Nov	Dec	Thru Jan	% Change	Total	
Civil	Administrative Law	2018	3	-	-	-	-	-	-	-	-	-	-	-	-	3	3	3
		2017	-	-	-	1	3	-	2	-	1	1	-	1	0	↔	9	
	Contested Divorce	2018	27	-	-	-	-	-	-	-	-	-	-	-	-	27	-22.9%	27
		2017	35	17	27	28	20	27	18	24	16	23	17	13	35	▼	265	
	Domestic and Family - Level 1	2018	18	-	-	-	-	-	-	-	-	-	-	-	-	18	200.0%	18
		2017	6	24	14	17	7	19	8	11	16	14	20	18	6	▲	174	
	Domestic and Family - Level 2	2018	9	-	-	-	-	-	-	-	-	-	-	-	-	9	-40.0%	9
		2017	15	10	18	10	8	10	7	15	11	7	5	10	15	▼	126	
	General Civil - Level 1	2018	5	-	-	-	-	-	-	-	-	-	-	-	-	5	150.0%	5
		2017	2	3	2	1	4	3	2	5	1	-	1	-	2	▲	24	
	General Civil - Level 2	2018	52	-	-	-	-	-	-	-	-	-	-	-	-	52	23.8%	52
		2017	42	41	64	45	55	60	53	37	51	50	70	60	42	▲	628	
	General Civil - Level 3	2018	11	-	-	-	-	-	-	-	-	-	-	-	-	11	-38.9%	11
		2017	18	27	22	15	23	19	19	18	17	9	18	18	18	▼	223	
Probates/Wills & Trusts - Level 1	2018	-	-	-	-	-	-	-	-	-	-	-	-	-	0	0	0	
	2017	-	-	-	-	1	-	-	-	1	-	1	2	0	↔	5		
Probates/Wills & Trusts - Level 2	2018	7	-	-	-	-	-	-	-	-	-	-	-	-	7	0.0%	7	
	2017	7	8	7	12	11	12	5	7	5	8	9	9	7	↔	100		
Uncontested Divorce	2018	61	-	-	-	-	-	-	-	-	-	-	-	-	61	-7.6%	61	
	2017	66	54	62	47	50	67	52	65	51	65	68	48	66	▼	695		
Criminal	Felonies and Related Matters	2018	119	-	-	-	-	-	-	-	-	-	-	-	119	10.2%	119	
		2017	108	163	93	78	134	100	105	101	120	148	114	114	108	▲	1,378	
	Misdemeanor	2018	44	-	-	-	-	-	-	-	-	-	-	-	44	18.9%	44	
		2017	37	53	48	22	44	48	40	53	45	43	44	38	37	▲	515	
	Other Criminally Related Matters	2018	55	-	-	-	-	-	-	-	-	-	-	-	55	27.9%	55	
		2017	43	37	42	30	49	55	32	72	56	42	42	88	43	▲	588	
Miscellaneous	Miscellaneous	2018	489	-	-	-	-	-	-	-	-	-	-	-	489	10.1%	489	
		2017	444	427	423	343	392	389	395	420	408	445	447	441	444	▲	4,974	
Other	Other	2018	34	-	-	-	-	-	-	-	-	-	-	-	34	-17.1%	34	
		2017	41	26	20	21	29	46	25	36	25	25	27	39	41	▼	360	

January 2017 -- January 2018 Filings

Dashboard

Court: Rappahannock Circuit

Circuit/Court ID: 20

Start/End Date: Jan-17 / Jan-18

2017 Average Month: 34

Jan-Jan 2017: 41

Filings Trending: ▲

220157


Type of Case: Filings

2018 Average Month:45

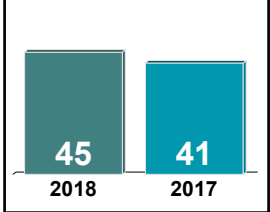
Jan-Jan 2018 : 45

Overall AVG. Month: 35

Monthly Filings Summary



Jan --- Jan Filings



Filings by Division																
		Jan	Feb	Mar	Apr	May	Jun	Jul	Aug	Sep	Oct	Nov	Dec	Thru Jan	% Change	Total
Total	2018	45	-	-	-	-	-	-	-	-	-	-	-	45	9.8%	45
	2017	41	31	47	32	33	30	23	28	34	33	39	37	41	▲	408
Civil	2018	4	-	-	-	-	-	-	-	-	-	-	-	4	-55.6%	4
	2017	9	2	9	2	6	6	1	2	3	7	8	5	9	▼	60
Criminal	2018	17	-	-	-	-	-	-	-	-	-	-	-	17	142.9%	17
	2017	7	3	15	11	10	6	2	-	7	8	5	3	7	▲	77
Miscellaneous	2018	17	-	-	-	-	-	-	-	-	-	-	-	17	0.0%	17
	2017	17	15	17	13	11	8	7	18	16	10	14	24	17	↔	170
Other	2018	7	-	-	-	-	-	-	-	-	-	-	-	7	-12.5%	7
	2017	8	11	6	6	6	10	13	8	8	8	12	5	8	▼	101

Filings by Division & Case Category																		
			Jan	Feb	Mar	Apr	May	Jun	Jul	Aug	Sep	Oct	Nov	Dec	Thru Jan	% Change	Total	
Civil	Administrative Law	2018	-	-	-	-	-	-	-	-	-	-	-	-	-	0	-100.0%	0
		2017	2	-	-	-	-	-	-	-	-	-	-	-	-	2	▼	2
	Contested Divorce	2018	1	-	-	-	-	-	-	-	-	-	-	-	-	1	-50.0%	1
		2017	2	-	-	-	-	-	1	-	-	-	1	-	-	2	▼	4
	Domestic and Family - Level 1	2018	-	-	-	-	-	-	-	-	-	1	-	-	-	0	0	0
		2017	-	-	-	-	-	-	-	-	-	1	-	-	-	0	↔	1
	Domestic and Family - Level 2	2018	-	-	-	-	-	-	-	-	-	-	-	-	-	0	-100.0%	0
		2017	1	-	-	1	1	-	1	-	-	-	-	-	2	1	▼	6
	General Civil - Level 2	2018	2	-	-	-	-	-	-	-	-	-	-	-	-	2	100.0%	2
		2017	1	1	3	-	3	2	-	1	1	4	8	2	1	1	▲	26
	General Civil - Level 3	2018	-	-	-	-	-	-	-	-	-	-	-	-	-	0	0	0
		2017	-	-	-	-	2	1	-	-	-	2	-	-	-	0	↔	5
Probates/Wills & Trusts - Level 2	2018	1	-	-	-	-	-	-	-	-	-	-	-	-	1	1	1	
	2017	-	-	3	-	-	1	-	-	-	-	-	-	1	0	↔	5	
Uncontested Divorce	2018	-	-	-	-	-	-	-	-	-	-	-	-	-	0	-100.0%	0	
	2017	3	1	3	1	-	1	-	1	1	-	-	-	-	3	▼	11	
Criminal	Felonies and Related Matters	2018	14	-	-	-	-	-	-	-	-	-	-	-	14	14	14	
		2017	-	2	11	7	8	4	-	-	6	5	2	1	0	↔	46	
	Misdemeanor	2018	3	-	-	-	-	-	-	-	-	-	-	-	3	-50.0%	3	
		2017	6	1	2	4	1	2	2	-	1	3	-	2	6	▼	24	
	Other Criminally Related Matters	2018	-	-	-	-	-	-	-	-	-	-	-	-	0	-100.0%	0	
		2017	1	-	2	-	1	-	-	-	-	-	-	3	1	▼	7	
Miscellaneous	2018	17	-	-	-	-	-	-	-	-	-	-	-	-	17	0.0%	17	
	2017	17	15	17	13	11	8	7	18	16	10	14	24	17	↔	170		
Other	2018	7	-	-	-	-	-	-	-	-	-	-	-	-	7	-12.5%	7	
	2017	8	11	6	6	6	10	13	8	8	8	12	5	8	▼	101		

January 2017 -- January 2018 Filings

Dashboard

Court: Henry Circuit

Start/End Date: Jan-17 / Jan-18

2017 Average Month: 373

Jan-Jan 2017: 320

Filings Trending: ▲

Circuit/Court ID: 21

221089

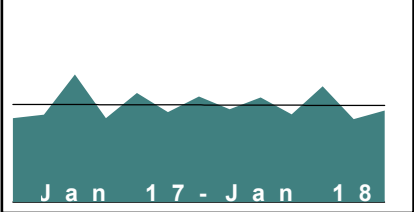
Type of Case: Filings

2018 Average Month:350

Jan-Jan 2018 : 350

Overall AVG. Month: 371

Monthly Filings Summary



Jan 17 - Jan 18

Jan --- Jan Filings

350

2018

320

2017

Filings by Division																
		Jan	Feb	Mar	Apr	May	Jun	Jul	Aug	Sep	Oct	Nov	Dec	Thru Jan	% Change	Total
Total	2018	350	-	-	-	-	-	-	-	-	-	-	-	350	9.4%	350
	2017	320	334	487	320	417	344	403	354	399	335	442	317	320	▲	4,472
Civil	2018	27	-	-	-	-	-	-	-	-	-	-	-	27	-20.6%	27
	2017	34	40	59	47	52	52	33	21	36	37	38	33	34	▼	482
Criminal	2018	142	-	-	-	-	-	-	-	-	-	-	-	142	-9.6%	142
	2017	157	174	217	121	187	160	216	197	222	166	255	135	157	▼	2,207
Miscellaneous	2018	156	-	-	-	-	-	-	-	-	-	-	-	156	39.3%	156
	2017	112	95	153	106	140	95	128	101	114	91	134	126	112	▲	1,395
Other	2018	25	-	-	-	-	-	-	-	-	-	-	-	25	47.1%	25
	2017	17	25	58	46	38	37	26	35	27	41	15	23	17	▲	388

Filings by Division & Case Category																		
			Jan	Feb	Mar	Apr	May	Jun	Jul	Aug	Sep	Oct	Nov	Dec	Thru Jan	% Change	Total	
Civil	Administrative Law	2018	-	-	-	-	-	-	-	-	-	-	-	-	-	0	0	0
		2017	-	-	1	-	-	1	-	-	-	-	-	-	-	0	↔	2
	Contested Divorce	2018	3	-	-	-	-	-	-	-	-	-	-	-	-	3	-50.0%	3
		2017	6	5	16	9	10	9	10	4	5	4	5	4	4	6	▼	87
	Domestic and Family - Level 1	2018	5	-	-	-	-	-	-	-	-	-	-	-	-	5	-16.7%	5
		2017	6	8	1	1	3	-	5	2	6	-	-	-	1	6	▼	33
	Domestic and Family - Level 2	2018	-	-	-	-	-	-	-	-	-	-	-	-	-	0	-100.0%	0
		2017	2	2	1	3	8	3	1	-	3	1	4	-	2	2	▼	30
	General Civil - Level 1	2018	2	-	-	-	-	-	-	-	-	-	-	-	-	2	2	2
		2017	-	-	-	1	-	1	-	1	-	-	-	-	-	0	↔	3
	General Civil - Level 2	2018	4	-	-	-	-	-	-	-	-	-	-	-	-	4	0.0%	4
		2017	4	4	5	4	4	4	1	1	4	12	3	5	4	4	↔	51
	General Civil - Level 3	2018	3	-	-	-	-	-	-	-	-	-	-	-	-	3	-62.5%	3
		2017	8	8	6	2	7	8	6	4	6	5	7	5	8	8	▼	72
Probates/Wills & Trusts - Level 1	2018	-	-	-	-	-	-	-	-	-	-	-	-	-	0	0	0	
	2017	-	-	-	1	-	1	-	-	-	-	-	-	1	0	↔	3	
Probates/Wills & Trusts - Level 2	2018	2	-	-	-	-	-	-	-	-	-	-	-	-	2	100.0%	2	
	2017	1	-	4	-	1	4	3	1	3	1	1	4	1	1	▲	23	
Uncontested Divorce	2018	8	-	-	-	-	-	-	-	-	-	-	-	-	8	14.3%	8	
	2017	7	13	25	26	19	21	7	8	9	14	18	11	7	7	▲	178	
Criminal	Felonies and Related Matters	2018	90	-	-	-	-	-	-	-	-	-	-	-	90	-15.9%	90	
		2017	107	120	140	77	127	105	125	111	132	92	97	72	107	▼	1,305	
	Misdemeanor	2018	44	-	-	-	-	-	-	-	-	-	-	-	44	0.0%	44	
		2017	44	41	71	35	57	50	81	71	84	68	153	54	44	↔	809	
	Other Criminally Related Matters	2018	8	-	-	-	-	-	-	-	-	-	-	-	8	33.3%	8	
		2017	6	13	6	9	3	5	10	15	6	6	5	9	6	6	▲	93
Miscellaneous	2018	156	-	-	-	-	-	-	-	-	-	-	-	156	39.3%	156		
	2017	112	95	153	106	140	95	128	101	114	91	134	126	112	112	▲	1,395	
Other	2018	25	-	-	-	-	-	-	-	-	-	-	-	25	47.1%	25		
	2017	17	25	58	46	38	37	26	35	27	41	15	23	17	17	▲	388	

January 2017 -- January 2018 Filings

Dashboard

Court: Patrick Circuit

Start/End Date: Jan-17 / Jan-18

2017 Average Month: 171

Jan-Jan 2017: 116

Filings Trending: ▲

Circuit/Court ID: 21

221141

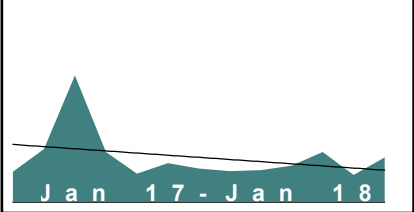
Type of Case: Filings

2018 Average Month:171

Jan-Jan 2018 : 171

Overall AVG. Month: 171

Monthly Filings Summary



Jan --- Jan Filings

171

2018

116

2017

Filings by Division																
		Jan	Feb	Mar	Apr	May	Jun	Jul	Aug	Sep	Oct	Nov	Dec	Thru Jan	% Change	Total
Total	2018	171	-	-	-	-	-	-	-	-	-	-	-	171	47.4%	171
	2017	116	202	483	191	108	148	128	118	122	139	191	103	116	▲	2,049
Civil	2018	3	-	-	-	-	-	-	-	-	-	-	-	3	-78.6%	3
	2017	14	14	17	13	8	9	4	12	22	14	11	10	14	▼	148
Criminal	2018	84	-	-	-	-	-	-	-	-	-	-	-	84	75.0%	84
	2017	48	131	390	115	56	114	85	63	49	61	97	30	48	▲	1,239
Miscellaneous	2018	83	-	-	-	-	-	-	-	-	-	-	-	83	56.6%	83
	2017	53	57	76	63	44	25	39	43	51	63	83	63	53	▲	660
Other	2018	1	-	-	-	-	-	-	-	-	-	-	-	1	0.0%	1
	2017	1	-	-	-	-	-	-	-	-	1	-	-	1	↔	2

Filings by Division & Case Category																		
			Jan	Feb	Mar	Apr	May	Jun	Jul	Aug	Sep	Oct	Nov	Dec	Thru Jan	% Change	Total	
Civil	Administrative Law	2018	-	-	-	-	-	-	-	-	-	-	-	-	-	0	0	0
		2017	-	-	-	-	-	-	-	-	-	-	1	-	-	0	↔	1
	Contested Divorce	2018	-	-	-	-	-	-	-	-	-	-	-	-	-	0	-100.0%	0
		2017	2	1	3	1	3	1	-	4	2	-	2	1	1	2	▼	20
	Domestic and Family - Level 1	2018	-	-	-	-	-	-	-	-	-	-	-	-	-	0	0	0
		2017	-	1	2	-	-	1	1	-	-	-	1	-	1	0	↔	7
	Domestic and Family - Level 2	2018	-	-	-	-	-	-	-	-	-	-	-	-	-	0	-100.0%	0
		2017	1	-	-	3	1	1	-	2	2	1	-	-	1	1	▼	12
	General Civil - Level 2	2018	-	-	-	-	-	-	-	-	-	-	-	-	-	0	-100.0%	0
		2017	2	2	4	2	1	1	2	1	2	2	3	1	1	2	▼	23
	General Civil - Level 3	2018	1	-	-	-	-	-	-	-	-	-	-	-	-	1	0.0%	1
		2017	1	4	1	1	1	1	-	1	7	5	1	3	1	1	↔	26
	Probates/Wills & Trusts - Level 1	2018	-	-	-	-	-	-	-	-	-	-	-	-	-	0	0	0
		2017	-	-	-	1	-	-	-	-	-	-	-	-	-	0	↔	1
Probates/Wills & Trusts - Level 2	2018	-	-	-	-	-	-	-	-	-	-	-	-	-	0	-100.0%	0	
	2017	2	-	-	1	-	1	-	-	2	1	2	1	1	2	▼	10	
Uncontested Divorce	2018	2	-	-	-	-	-	-	-	-	-	-	-	-	2	-66.7%	2	
	2017	6	6	7	4	2	3	1	4	7	3	3	2	2	6	▼	48	
Criminal	Felonies and Related Matters	2018	48	-	-	-	-	-	-	-	-	-	-	-	48	92.0%	48	
		2017	25	57	371	53	40	99	48	41	40	24	53	27	25	▲	878	
	Misdemeanor	2018	27	-	-	-	-	-	-	-	-	-	-	-	-	27	68.8%	27
		2017	16	50	19	42	10	15	15	16	9	15	31	3	16	▲	241	
	Other Criminally Related Matters	2018	9	-	-	-	-	-	-	-	-	-	-	-	-	9	28.6%	9
		2017	7	24	-	20	6	-	22	6	-	22	13	-	7	▲	120	
Miscellaneous	2018	83	-	-	-	-	-	-	-	-	-	-	-	-	83	56.6%	83	
	2017	53	57	76	63	44	25	39	43	51	63	83	63	53	▲	660		
Other	2018	1	-	-	-	-	-	-	-	-	-	-	-	-	1	0.0%	1	
	2017	1	-	-	-	-	-	-	-	-	-	1	-	-	1	↔	2	

January 2017 -- January 2018 Filings

Dashboard

Court: Martinsville Circuit

Circuit/Court ID: 21

Start/End Date: Jan-17 / Jan-18

221690

2017 Average Month: 144

Type of Case: Filings

Jan-Jan 2017: 126

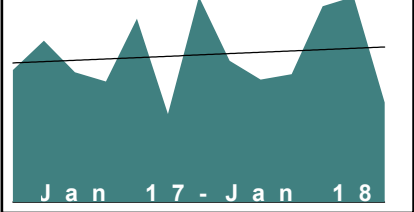
2018 Average Month:95

Filings Trending: ▼

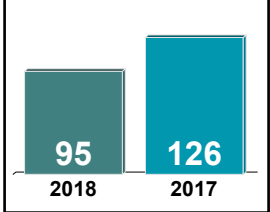
Jan-Jan 2018 : 95

Overall AVG. Month: 140

Monthly Filings Summary



Jan --- Jan Filings



Filings by Division																
		Jan	Feb	Mar	Apr	May	Jun	Jul	Aug	Sep	Oct	Nov	Dec	Thru Jan	% Change	Total
Total	2018	95	-	-	-	-	-	-	-	-	-	-	-	95	-24.6%	95
	2017	126	154	124	115	175	84	196	135	117	122	187	196	126	▼	1,731
Civil	2018	11	-	-	-	-	-	-	-	-	-	-	-	11	37.5%	11
	2017	8	4	11	15	11	8	9	9	5	8	5	6	8	▲	99
Criminal	2018	36	-	-	-	-	-	-	-	-	-	-	-	36	-21.7%	36
	2017	46	109	60	70	123	37	158	88	74	75	140	95	46	▼	1,075
Miscellaneous	2018	19	-	-	-	-	-	-	-	-	-	-	-	19	46.2%	19
	2017	13	18	22	17	14	18	14	10	20	14	28	11	13	▲	199
Other	2018	29	-	-	-	-	-	-	-	-	-	-	-	29	-50.8%	29
	2017	59	23	31	13	27	21	15	28	18	25	14	84	59	▼	358

Filings by Division & Case Category																
		Jan	Feb	Mar	Apr	May	Jun	Jul	Aug	Sep	Oct	Nov	Dec	Thru Jan	% Change	Total
Civil	Administrative Law	2018	1	-	-	-	-	-	-	-	-	-	-	1	1	1
		2017	-	-	-	-	-	-	-	1	-	-	1	0	↔	2
	Contested Divorce	2018	1	-	-	-	-	-	-	-	-	-	-	1	0.0%	1
		2017	1	1	2	-	1	-	1	-	1	1	1	1	↔	9
	Domestic and Family - Level 1	2018	2	-	-	-	-	-	-	-	-	-	-	2	2	2
		2017	-	-	1	8	2	-	1	1	-	-	-	0	↔	13
	Domestic and Family - Level 2	2018	1	-	-	-	-	-	-	-	-	-	-	1	1	1
		2017	-	-	-	-	2	-	3	-	-	-	-	0	↔	5
	General Civil - Level 1	2018	-	-	-	-	-	-	-	-	-	-	-	0	0	0
		2017	-	-	-	1	-	1	1	-	1	-	1	0	↔	5
	General Civil - Level 2	2018	3	-	-	-	-	-	-	-	-	-	-	3	-25.0%	3
		2017	4	1	1	3	1	2	3	-	2	2	-	4	▼	20
Criminal	General Civil - Level 3	2018	1	-	-	-	-	-	-	-	-	-	-	1	-50.0%	1
		2017	2	1	1	1	2	2	3	1	1	-	1	2	▼	16
	Probates/Wills & Trusts - Level 2	2018	-	-	-	-	-	-	-	-	-	-	-	0	0	0
		2017	-	-	1	-	1	-	-	-	2	1	1	0	↔	6
	Uncontested Divorce	2018	2	-	-	-	-	-	-	-	-	-	-	2	100.0%	2
		2017	1	1	5	2	4	2	2	-	2	1	1	1	▲	23
	Felonies and Related Matters	2018	23	-	-	-	-	-	-	-	-	-	-	23	0.0%	23
		2017	23	87	41	51	94	26	132	36	46	52	95	23	↔	713
	Misdemeanor	2018	9	-	-	-	-	-	-	-	-	-	-	9	-59.1%	9
		2017	22	19	16	14	23	10	22	46	20	18	40	22	▼	309
	Other Criminally Related Matters	2018	4	-	-	-	-	-	-	-	-	-	-	4	300.0%	4
		2017	1	3	3	5	6	1	4	6	8	5	5	6	▲	53
Miscellaneous		2018	19	-	-	-	-	-	-	-	-	-	-	19	46.2%	19
		2017	13	18	22	17	14	18	14	10	20	14	28	13	▲	199
Other		2018	29	-	-	-	-	-	-	-	-	-	-	29	-50.8%	29
		2017	59	23	31	13	27	21	15	28	18	25	14	84	▼	358

January 2017 -- January 2018 Filings

Dashboard

Court: Franklin County Circuit

Start/End Date: Jan-17 / Jan-18

2017 Average Month: 300

Jan-Jan 2017: 199

Filings Trending: ▲

Circuit/Court ID: 22

222067


Type of Case: Filings

2018 Average Month:354

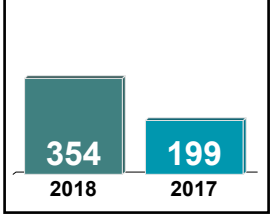
Jan-Jan 2018 : 354

Overall AVG. Month: 304

Monthly Filings Summary



Jan --- Jan Filings



Filings by Division																
		Jan	Feb	Mar	Apr	May	Jun	Jul	Aug	Sep	Oct	Nov	Dec	Thru Jan	% Change	Total
Total	2018	354	-	-	-	-	-	-	-	-	-	-	-	354	77.9%	354
	2017	199	246	499	278	253	316	259	271	299	299	372	304	199	▲	3,595
Civil	2018	53	-	-	-	-	-	-	-	-	-	-	-	53	20.5%	53
	2017	44	45	43	32	52	46	58	50	40	51	69	22	44	▲	552
Criminal	2018	121	-	-	-	-	-	-	-	-	-	-	-	121	68.1%	121
	2017	72	114	318	170	105	181	111	121	148	135	172	131	72	▲	1,778
Miscellaneous	2018	180	-	-	-	-	-	-	-	-	-	-	-	180	116.9%	180
	2017	83	86	136	76	95	87	89	98	110	112	130	150	83	▲	1,252
Other	2018	-	-	-	-	-	-	-	-	-	-	-	-	0	0	0
	2017	-	1	2	-	1	2	1	2	1	1	1	1	0	↔	13

Filings by Division & Case Category																		
			Jan	Feb	Mar	Apr	May	Jun	Jul	Aug	Sep	Oct	Nov	Dec	Thru Jan	% Change	Total	
Civil	Administrative Law	2018	-	-	-	-	-	-	-	-	-	-	-	-	-	0	-100.0%	0
		2017	2	1	-	-	-	-	-	-	-	-	-	-	-	2	▼	3
	Contested Divorce	2018	4	-	-	-	-	-	-	-	-	-	-	-	-	4	300.0%	4
		2017	1	7	6	5	8	6	7	10	3	6	6	2	1	1	▲	67
	Domestic and Family - Level 1	2018	12	-	-	-	-	-	-	-	-	-	-	-	-	12	-29.4%	12
		2017	17	1	8	3	4	10	9	4	7	10	7	3	17	17	▼	83
	Domestic and Family - Level 2	2018	4	-	-	-	-	-	-	-	-	-	-	-	-	4	4	4
		2017	-	1	-	1	-	1	6	3	4	3	6	-	0	0	↔	25
	General Civil - Level 1	2018	-	-	-	-	-	-	-	-	-	-	-	-	-	0	0	0
		2017	-	-	-	1	-	2	1	2	-	-	-	-	-	0	0	6
	General Civil - Level 2	2018	12	-	-	-	-	-	-	-	-	-	-	-	-	12	100.0%	12
		2017	6	12	6	9	11	10	17	10	6	5	6	8	6	6	▲	106
	General Civil - Level 3	2018	3	-	-	-	-	-	-	-	-	-	-	-	-	3	-25.0%	3
		2017	4	10	2	1	11	4	1	9	5	12	24	-	4	4	▼	83
Probates/Wills & Trusts - Level 1	2018	-	-	-	-	-	-	-	-	-	-	-	-	-	0	0	0	
	2017	-	-	-	-	-	-	1	-	-	-	-	-	-	0	0	1	
Probates/Wills & Trusts - Level 2	2018	2	-	-	-	-	-	-	-	-	-	-	-	-	2	100.0%	2	
	2017	1	2	3	1	2	-	4	-	4	2	3	3	1	1	▲	25	
Uncontested Divorce	2018	16	-	-	-	-	-	-	-	-	-	-	-	-	16	23.1%	16	
	2017	13	11	18	11	16	13	12	12	11	13	17	6	13	13	▲	153	
Criminal	Felonies and Related Matters	2018	85	-	-	-	-	-	-	-	-	-	-	-	85	165.6%	85	
		2017	32	79	268	133	66	116	75	91	103	72	131	85	32	32	▲	1,251
	Misdemeanor	2018	32	-	-	-	-	-	-	-	-	-	-	-	-	32	-20.0%	32
		2017	40	34	42	35	34	58	29	27	37	54	35	35	40	40	▼	460
	Other Criminally Related Matters	2018	4	-	-	-	-	-	-	-	-	-	-	-	-	4	4	4
		2017	-	1	8	2	5	7	7	3	8	9	6	11	0	0	↔	67
Other	Miscellaneous	2018	180	-	-	-	-	-	-	-	-	-	-	-	180	116.9%	180	
		2017	83	86	136	76	95	87	89	98	110	112	130	150	83	83	▲	1,252
	Other	2018	-	-	-	-	-	-	-	-	-	-	-	-	0	0	0	
		2017	-	1	2	-	1	2	1	2	1	1	1	1	0	0	↔	13

January 2017 -- January 2018 Filings

Dashboard

Court: Pittsylvania Circuit

Start/End Date: Jan-17 / Jan-18

2017 Average Month: 347

Jan-Jan 2017: 290

Filings Trending: ▲

Circuit/Court ID: 22

222143


Type of Case: Filings

2018 Average Month:386

Jan-Jan 2018 : 386

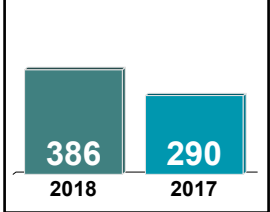
Overall AVG. Month: 350

Monthly Filings Summary



Jan 17 - Jan 18

Jan --- Jan Filings



386 290

2018 2017

Filings by Division																
		Jan	Feb	Mar	Apr	May	Jun	Jul	Aug	Sep	Oct	Nov	Dec	Thru Jan	% Change	Total
Total	2018	386	-	-	-	-	-	-	-	-	-	-	-	386	33.1%	386
	2017	290	440	366	376	354	386	240	379	343	352	305	336	290	▲	4,167
Civil	2018	24	-	-	-	-	-	-	-	-	-	-	-	24	-48.9%	24
	2017	47	74	53	40	40	30	44	42	76	35	30	25	47	▼	536
Criminal	2018	110	-	-	-	-	-	-	-	-	-	-	-	110	69.2%	110
	2017	65	108	78	159	144	185	63	147	97	128	62	131	65	▲	1,367
Miscellaneous	2018	210	-	-	-	-	-	-	-	-	-	-	-	210	33.8%	210
	2017	157	231	208	137	139	143	105	157	147	159	193	168	157	▲	1,944
Other	2018	42	-	-	-	-	-	-	-	-	-	-	-	42	100.0%	42
	2017	21	27	27	40	31	28	28	33	23	30	20	12	21	▲	320

Filings by Division & Case Category																
		Jan	Feb	Mar	Apr	May	Jun	Jul	Aug	Sep	Oct	Nov	Dec	Thru Jan	% Change	Total
Civil	Administrative Law	2018	-	-	-	-	-	-	-	-	-	-	-	0	0	0
		2017	-	-	-	-	1	1	-	-	-	-	-	0	↔	2
	Contested Divorce	2018	2	-	-	-	-	-	-	-	-	-	-	2	-50.0%	2
		2017	4	4	8	6	5	7	9	6	4	7	6	4	▼	69
	Domestic and Family - Level 1	2018	4	-	-	-	-	-	-	-	-	-	-	4	-71.4%	4
		2017	14	39	8	4	3	-	9	8	38	2	4	14	▼	135
	Domestic and Family - Level 2	2018	1	-	-	-	-	-	-	-	-	-	-	1	0.0%	1
		2017	1	2	1	1	2	-	-	5	1	-	3	1	↔	16
	General Civil - Level 1	2018	-	-	-	-	-	-	-	-	-	-	-	0	0	0
		2017	-	-	1	-	1	-	-	-	-	-	-	0	↔	2
	General Civil - Level 2	2018	6	-	-	-	-	-	-	-	-	-	-	6	0.0%	6
		2017	6	11	6	5	4	2	1	5	5	6	5	3	↔	59
Criminal	General Civil - Level 3	2018	-	-	-	-	-	-	-	-	-	-	-	0	-100.0%	0
		2017	3	2	3	1	3	7	6	4	6	2	5	3	▼	45
	Probates/Wills & Trusts - Level 2	2018	2	-	-	-	-	-	-	-	-	-	-	2	0.0%	2
		2017	2	-	1	1	2	2	1	3	-	2	1	2	↔	15
	Uncontested Divorce	2018	9	-	-	-	-	-	-	-	-	-	-	9	-47.1%	9
		2017	17	16	25	22	19	11	18	16	18	15	10	17	▼	193
	Felonies and Related Matters	2018	35	-	-	-	-	-	-	-	-	-	-	35	-25.5%	35
		2017	47	82	64	131	113	149	28	114	67	84	44	89	▼	1,012
	Misdemeanor	2018	71	-	-	-	-	-	-	-	-	-	-	71	373.3%	71
		2017	15	24	10	26	27	35	29	26	30	39	16	15	▲	312
	Other Criminally Related Matters	2018	4	-	-	-	-	-	-	-	-	-	-	4	33.3%	4
		2017	3	2	4	2	4	1	6	7	-	5	2	3	▲	43
Miscellaneous		2018	210	-	-	-	-	-	-	-	-	-	-	210	33.8%	210
		2017	157	231	208	137	139	143	105	157	147	159	168	157	▲	1,944
Other		2018	42	-	-	-	-	-	-	-	-	-	-	42	100.0%	42
		2017	21	27	27	40	31	28	28	33	23	30	20	21	▲	320

January 2017 -- January 2018 Filings

Dashboard

Court: Danville Circuit

Start/End Date: Jan-17 / Jan-18

2017 Average Month: 351

Jan-Jan 2017: 343

Filings Trending: ▲

Circuit/Court ID: 22

222590

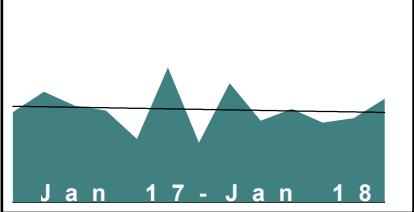
Type of Case: Filings

2018 Average Month:395

Jan-Jan 2018 : 395

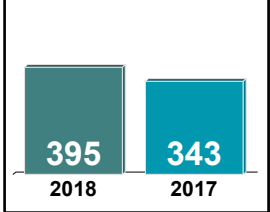
Overall AVG. Month: 354

Monthly Filings Summary



Jan 17 - Jan 18

Jan --- Jan Filings



395 2018

343 2017

Filings by Division																
		Jan	Feb	Mar	Apr	May	Jun	Jul	Aug	Sep	Oct	Nov	Dec	Thru Jan	% Change	Total
Total	2018	395	-	-	-	-	-	-	-	-	-	-	-	395	15.2%	395
	2017	343	422	368	350	241	514	226	454	311	356	303	320	343	▲	4,208
Civil	2018	36	-	-	-	-	-	-	-	-	-	-	-	36	44.0%	36
	2017	25	40	41	41	29	44	31	28	32	20	39	46	25	▲	416
Criminal	2018	275	-	-	-	-	-	-	-	-	-	-	-	275	9.1%	275
	2017	252	296	219	252	143	406	146	356	223	271	205	199	252	▲	2,968
Miscellaneous	2018	84	-	-	-	-	-	-	-	-	-	-	-	84	27.3%	84
	2017	66	86	108	57	68	63	49	70	55	64	59	75	66	▲	820
Other	2018	-	-	-	-	-	-	-	-	-	-	-	-	0	0	0
	2017	-	-	-	-	1	1	-	-	1	1	-	-	0	↔	4

Filings by Division & Case Category																		
			Jan	Feb	Mar	Apr	May	Jun	Jul	Aug	Sep	Oct	Nov	Dec	Thru Jan	% Change	Total	
Civil	Administrative Law	2018	1	-	-	-	-	-	-	-	-	-	-	-	-	1	-50.0%	1
		2017	2	3	8	4	-	2	-	-	-	-	-	-	-	2	▼	19
	Contested Divorce	2018	2	-	-	-	-	-	-	-	-	-	-	-	-	2	0.0%	2
		2017	2	4	4	4	3	1	1	-	2	1	2	6	2	2	↔	30
	Domestic and Family - Level 1	2018	10	-	-	-	-	-	-	-	-	-	-	-	-	10	100.0%	10
		2017	5	15	10	9	7	18	1	5	2	5	4	4	5	5	▲	85
	Domestic and Family - Level 2	2018	-	-	-	-	-	-	-	-	-	-	-	-	-	0	-100.0%	0
		2017	1	3	-	5	-	1	3	-	3	-	-	-	-	1	▼	16
	General Civil - Level 1	2018	-	-	-	-	-	-	-	-	-	-	-	-	-	0	-100.0%	0
		2017	1	-	1	-	1	-	1	-	1	-	1	-	-	1	▼	6
	General Civil - Level 2	2018	8	-	-	-	-	-	-	-	-	-	-	-	-	8	300.0%	8
		2017	2	4	6	8	4	7	9	6	2	4	8	5	2	2	▲	65
General Civil - Level 3	2018	9	-	-	-	-	-	-	-	-	-	-	-	-	9	28.6%	9	
	2017	7	7	3	5	9	10	7	8	12	6	19	23	7	7	▲	116	
Probates/Wills & Trusts - Level 2	2018	1	-	-	-	-	-	-	-	-	-	-	-	-	1	0.0%	1	
	2017	1	-	-	1	1	1	4	4	4	1	1	1	1	1	↔	19	
Uncontested Divorce	2018	5	-	-	-	-	-	-	-	-	-	-	-	-	5	25.0%	5	
	2017	4	4	9	5	4	4	5	5	6	3	4	7	4	4	▲	60	
Criminal	Capital Murder	2018	-	-	-	-	-	-	-	-	-	-	-	-	-	0	0	0
		2017	-	-	-	-	-	-	-	-	-	3	-	-	-	0	↔	3
	Felonies and Related Matters	2018	195	-	-	-	-	-	-	-	-	-	-	-	-	195	4.8%	195
		2017	186	185	146	137	96	298	108	214	164	145	153	111	186	186	▲	1,943
	Misdemeanor	2018	72	-	-	-	-	-	-	-	-	-	-	-	-	72	24.1%	72
		2017	58	96	64	107	40	101	29	132	54	116	43	82	58	58	▲	922
	Other Criminally Related Matters	2018	8	-	-	-	-	-	-	-	-	-	-	-	-	8	0.0%	8
		2017	8	15	9	8	7	7	9	10	5	7	9	6	8	8	↔	100
	Miscellaneous	2018	84	-	-	-	-	-	-	-	-	-	-	-	-	84	27.3%	84
		2017	66	86	108	57	68	63	49	70	55	64	59	75	66	66	▲	820
	Other	2018	-	-	-	-	-	-	-	-	-	-	-	-	-	0	0	0
		2017	-	-	-	-	1	1	-	-	1	1	-	-	-	0	↔	4

January 2017 -- January 2018 Filings

Dashboard

Court: Roanoke County Circuit

Circuit/Court ID: 23

Start/End Date: Jan-17 / Jan-18

223161

2017 Average Month: 419

Type of Case: Filings

Jan-Jan 2017: 386

2018 Average Month:481

Jan-Jan 2018 : 481

Filings Trending: ▲

Overall AVG. Month: 424

Monthly Filings Summary

Jan 17 - Jan 18

Jan --- Jan Filings

481 386

2018 2017

Filings by Division																
		Jan	Feb	Mar	Apr	May	Jun	Jul	Aug	Sep	Oct	Nov	Dec	Thru Jan	% Change	Total
Total	2018	481	-	-	-	-	-	-	-	-	-	-	-	481	24.6%	481
	2017	386	453	507	420	374	425	292	442	341	448	417	521	386	▲	5,026
Civil	2018	57	-	-	-	-	-	-	-	-	-	-	-	57	7.5%	57
	2017	53	59	91	61	66	73	50	74	54	55	56	51	53	▲	743
Criminal	2018	90	-	-	-	-	-	-	-	-	-	-	-	90	-31.3%	90
	2017	131	173	160	173	136	175	87	163	98	193	134	214	131	▼	1,837
Miscellaneous	2018	288	-	-	-	-	-	-	-	-	-	-	-	288	75.6%	288
	2017	164	193	214	157	121	145	137	177	156	178	189	217	164	▲	2,048
Other	2018	46	-	-	-	-	-	-	-	-	-	-	-	46	21.1%	46
	2017	38	28	42	29	51	32	18	28	33	22	38	39	38	▲	398

Filings by Division & Case Category																		
			Jan	Feb	Mar	Apr	May	Jun	Jul	Aug	Sep	Oct	Nov	Dec	Thru Jan	% Change	Total	
Civil	Administrative Law	2018	-	-	-	-	-	-	-	-	-	-	-	-	-	0	-100.0%	0
		2017	2	2	1	-	1	-	1	-	-	-	-	-	1	2	▼	8
	Contested Divorce	2018	8	-	-	-	-	-	-	-	-	-	-	-	-	8	-27.3%	8
		2017	11	9	10	5	11	15	5	14	11	9	9	2	11	11	▼	111
	Domestic and Family - Level 1	2018	7	-	-	-	-	-	-	-	-	-	-	-	-	7	-12.5%	7
		2017	8	12	10	14	15	8	5	7	6	6	16	8	8	8	▼	115
	Domestic and Family - Level 2	2018	1	-	-	-	-	-	-	-	-	-	-	-	-	1	0.0%	1
		2017	1	1	6	5	2	2	4	3	3	5	3	3	1	1	↔	38
	General Civil - Level 1	2018	2	-	-	-	-	-	-	-	-	-	-	-	-	2	100.0%	2
		2017	1	-	-	2	-	-	-	1	-	-	1	-	-	1	▲	5
	General Civil - Level 2	2018	7	-	-	-	-	-	-	-	-	-	-	-	-	7	-12.5%	7
		2017	8	7	12	4	10	13	7	14	13	9	7	13	8	8	▼	117
	General Civil - Level 3	2018	10	-	-	-	-	-	-	-	-	-	-	-	-	10	900.0%	10
		2017	1	5	13	13	8	9	7	4	4	3	6	2	1	1	▲	75
	Probates/Wills & Trusts - Level 1	2018	1	-	-	-	-	-	-	-	-	-	-	-	-	1	1	1
		2017	-	-	-	-	-	-	-	1	1	1	-	1	-	0	↔	4
Probates/Wills & Trusts - Level 2	2018	4	-	-	-	-	-	-	-	-	-	-	-	-	4	-50.0%	4	
	2017	8	3	5	2	4	7	-	3	3	4	-	4	8	8	▼	43	
Protective Orders	2018	-	-	-	-	-	-	-	-	-	-	-	-	-	0	0	0	
	2017	-	-	-	-	-	-	-	-	-	-	-	1	-	0	↔	1	
Uncontested Divorce	2018	17	-	-	-	-	-	-	-	-	-	-	-	-	17	30.8%	17	
	2017	13	20	34	16	15	19	19	28	13	18	13	18	18	13	▲	226	
Criminal	Felonies and Related Matters	2018	63	-	-	-	-	-	-	-	-	-	-	-	63	-33.7%	63	
		2017	95	143	108	134	95	146	69	123	71	151	105	167	95	95	▼	1,407
	Misdemeanor	2018	22	-	-	-	-	-	-	-	-	-	-	-	-	22	-12.0%	22
		2017	25	24	44	29	32	23	14	32	19	33	22	27	25	25	▼	324
	Other Criminally Related Matters	2018	5	-	-	-	-	-	-	-	-	-	-	-	-	5	-54.5%	5
		2017	11	6	8	10	9	6	4	8	8	9	7	20	11	11	▼	106
Miscellaneous		2018	288	-	-	-	-	-	-	-	-	-	-	-	288	75.6%	288	
		2017	164	193	214	157	121	145	137	177	156	178	189	217	164	164	▲	2,048
Other		2018	46	-	-	-	-	-	-	-	-	-	-	-	46	21.1%	46	
		2017	38	28	42	29	51	32	18	28	33	22	38	39	38	38	▲	398

January 2017 -- January 2018 Filings

Dashboard

Court: Roanoke Circuit

Start/End Date: Jan-17 / Jan-18

2017 Average Month: 558

Jan-Jan 2017: 499

Filings Trending: ▲

Circuit/Court ID: 23

223770

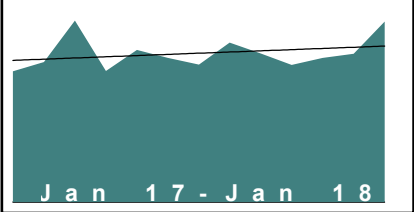
Type of Case: Filings

2018 Average Month:689

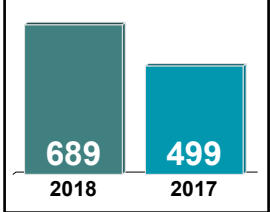
Jan-Jan 2018 : 689

Overall AVG. Month: 568

Monthly Filings Summary



Jan --- Jan Filings



Filings by Division																
		Jan	Feb	Mar	Apr	May	Jun	Jul	Aug	Sep	Oct	Nov	Dec	Thru Jan	% Change	Total
Total	2018	689	-	-	-	-	-	-	-	-	-	-	-	689	38.1%	689
	2017	499	535	693	500	581	551	525	609	568	524	550	566	499	▲	6,701
Civil	2018	132	-	-	-	-	-	-	-	-	-	-	-	132	7.3%	132
	2017	123	145	177	107	121	136	131	142	148	121	160	119	123	▲	1,630
Criminal	2018	282	-	-	-	-	-	-	-	-	-	-	-	282	10.2%	282
	2017	256	249	271	220	250	201	217	243	232	187	173	219	256	▲	2,718
Miscellaneous	2018	157	-	-	-	-	-	-	-	-	-	-	-	157	33.1%	157
	2017	118	131	159	122	136	131	114	154	136	143	136	124	118	▲	1,604
Other	2018	118	-	-	-	-	-	-	-	-	-	-	-	118	800.0%	118
	2017	2	10	86	51	74	83	63	70	52	73	81	104	2	▲	749

Filings by Division & Case Category																		
			Jan	Feb	Mar	Apr	May	Jun	Jul	Aug	Sep	Oct	Nov	Dec	Thru Jan	% Change	Total	
Civil	Administrative Law	2018	-	-	-	-	-	-	-	-	-	-	-	-	-	0	0	0
		2017	-	1	1	-	-	-	1	-	-	-	1	-	-	0	↔	4
	Contested Divorce	2018	10	-	-	-	-	-	-	-	-	-	-	-	-	10	66.7%	10
		2017	6	11	12	11	15	13	9	17	9	16	22	11	6	6	▲	152
	Domestic and Family - Level 1	2018	31	-	-	-	-	-	-	-	-	-	-	-	-	31	0.0%	31
		2017	31	34	63	27	20	30	28	32	35	30	57	13	31	31	↔	400
	Domestic and Family - Level 2	2018	3	-	-	-	-	-	-	-	-	-	-	-	-	3	50.0%	3
		2017	2	9	9	4	7	9	5	6	3	12	8	9	2	2	▲	83
	General Civil - Level 1	2018	9	-	-	-	-	-	-	-	-	-	-	-	-	9	-18.2%	9
		2017	11	11	8	4	12	9	14	2	10	4	7	14	11	11	▼	106
	General Civil - Level 2	2018	31	-	-	-	-	-	-	-	-	-	-	-	-	31	3.3%	31
		2017	30	30	30	27	30	26	20	17	48	15	24	32	30	30	▲	329
	General Civil - Level 3	2018	13	-	-	-	-	-	-	-	-	-	-	-	-	13	116.7%	13
		2017	6	7	22	3	4	8	21	21	12	12	13	15	6	6	▲	144
Probates/Wills & Trusts - Level 1	2018	1	-	-	-	-	-	-	-	-	-	-	-	-	1	1	1	
	2017	-	-	1	-	1	-	-	-	-	-	-	2	-	0	↔	4	
Probates/Wills & Trusts - Level 2	2018	5	-	-	-	-	-	-	-	-	-	-	-	-	5	-58.3%	5	
	2017	12	6	5	7	4	6	4	5	7	6	4	1	12	12	▼	67	
Uncontested Divorce	2018	29	-	-	-	-	-	-	-	-	-	-	-	-	29	16.0%	29	
	2017	25	36	26	24	28	35	29	42	24	26	22	24	25	25	▲	341	
Criminal	Felonies and Related Matters	2018	223	-	-	-	-	-	-	-	-	-	-	-	223	6.7%	223	
		2017	209	208	214	172	201	171	157	205	178	143	133	177	209	209	▲	2,168
	Misdemeanor	2018	36	-	-	-	-	-	-	-	-	-	-	-	36	24.1%	36	
		2017	29	25	38	31	36	19	37	26	32	22	26	30	29	29	▲	351
	Other Criminally Related Matters	2018	23	-	-	-	-	-	-	-	-	-	-	-	23	27.8%	23	
		2017	18	16	19	17	13	11	23	12	22	22	14	12	18	18	▲	199
Miscellaneous	Miscellaneous	2018	157	-	-	-	-	-	-	-	-	-	-	-	157	33.1%	157	
		2017	118	131	159	122	136	131	114	154	136	143	136	124	118	118	▲	1,604
	Other	2018	118	-	-	-	-	-	-	-	-	-	-	-	118	800.0%	118	
2017	2	10	86	51	74	83	63	70	52	73	81	104	2	2	2	▲	749	

January 2017 -- January 2018 Filings

Dashboard

Court: Salem Circuit

Start/End Date: Jan-17 / Jan-18

2017 Average Month: 121

Jan-Jan 2017: 115

Filings Trending: ▲

Circuit/Court ID: 23

223775

Type of Case: Filings

2018 Average Month:124

Jan-Jan 2018 : 124

Overall AVG. Month: 121

Monthly Filings Summary

Jan 17 - Jan 18

Jan --- Jan Filings

124 2018

115 2017

Filings by Division																
		Jan	Feb	Mar	Apr	May	Jun	Jul	Aug	Sep	Oct	Nov	Dec	Thru Jan	% Change	Total
Total	2018	124	-	-	-	-	-	-	-	-	-	-	-	124	7.8%	124
	2017	115	168	145	102	91	133	78	120	132	162	109	92	115	▲	1,447
Civil	2018	14	-	-	-	-	-	-	-	-	-	-	-	14	-33.3%	14
	2017	21	26	18	21	14	35	22	15	21	23	18	10	21	▼	244
Criminal	2018	75	-	-	-	-	-	-	-	-	-	-	-	75	56.3%	75
	2017	48	105	82	47	44	56	32	71	72	86	48	39	48	▲	730
Miscellaneous	2018	35	-	-	-	-	-	-	-	-	-	-	-	35	-23.9%	35
	2017	46	37	45	34	32	42	23	33	39	52	43	43	46	▼	469
Other	2018	-	-	-	-	-	-	-	-	-	-	-	-	0	0	0
	2017	-	-	-	-	1	-	1	1	-	1	-	-	0	↔	4

Filings by Division & Case Category																
		Jan	Feb	Mar	Apr	May	Jun	Jul	Aug	Sep	Oct	Nov	Dec	Thru Jan	% Change	Total
Civil	Administrative Law	2018	-	-	-	-	-	-	-	-	-	-	-	0	0	0
		2017	-	-	1	-	-	1	1	-	-	-	-	0	↔	3
	Contested Divorce	2018	2	-	-	-	-	-	-	-	-	-	-	2	100.0%	2
		2017	1	8	2	9	2	8	4	5	7	5	3	1	▲	56
	Domestic and Family - Level 1	2018	-	-	-	-	-	-	-	-	-	-	-	0	-100.0%	0
		2017	1	2	-	-	-	-	-	-	-	-	1	1	▼	4
	Domestic and Family - Level 2	2018	-	-	-	-	-	-	-	-	-	-	-	0	-100.0%	0
		2017	3	-	1	1	-	2	3	-	1	3	-	3	▼	14
	General Civil - Level 1	2018	-	-	-	-	-	-	-	-	-	-	-	0	0	0
		2017	-	1	1	-	1	2	-	-	-	-	1	0	↔	6
	General Civil - Level 2	2018	5	-	-	-	-	-	-	-	-	-	-	5	-37.5%	5
		2017	8	4	4	5	5	12	7	6	6	3	6	8	▼	72
Criminal	General Civil - Level 3	2018	1	-	-	-	-	-	-	-	-	-	-	1	-80.0%	1
		2017	5	7	1	1	6	-	-	3	3	2	-	5	▼	28
	Probates/Wills & Trusts - Level 2	2018	-	-	-	-	-	-	-	-	-	-	-	0	0	0
		2017	-	-	1	1	2	1	-	-	4	-	-	0	↔	9
	Uncontested Divorce	2018	6	-	-	-	-	-	-	-	-	-	-	6	100.0%	6
		2017	3	4	7	4	5	5	3	4	5	7	-	3	▲	52
	Felonies and Related Matters	2018	66	-	-	-	-	-	-	-	-	-	-	66	83.3%	66
		2017	36	85	70	31	35	51	28	52	68	61	40	36	▲	591
	Misdemeanor	2018	7	-	-	-	-	-	-	-	-	-	-	7	-12.5%	7
		2017	8	19	8	13	5	4	2	15	4	21	4	8	▼	107
	Other Criminally Related Matters	2018	2	-	-	-	-	-	-	-	-	-	-	2	-50.0%	2
		2017	4	1	4	3	4	1	2	4	-	4	4	4	▼	32
Miscellaneous		2018	35	-	-	-	-	-	-	-	-	-	-	35	-23.9%	35
		2017	46	37	45	34	32	42	23	33	39	52	43	46	▼	469
Other		2018	-	-	-	-	-	-	-	-	-	-	-	0	0	0
		2017	-	-	-	-	1	-	1	1	-	1	-	0	↔	4

January 2017 -- January 2018 Filings

Dashboard

Court: Amherst Circuit

Start/End Date: Jan-17 / Jan-18

2017 Average Month: 208

Jan-Jan 2017: 166

Filings Trending: ▲

Circuit/Court ID: 24

224009


Type of Case: Filings

2018 Average Month:252

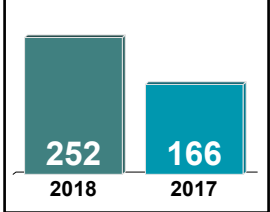
Jan-Jan 2018 : 252

Overall AVG. Month: 211

Monthly Filings Summary



Jan --- Jan Filings



Filings by Division																
		Jan	Feb	Mar	Apr	May	Jun	Jul	Aug	Sep	Oct	Nov	Dec	Thru Jan	% Change	Total
Total	2018	252	-	-	-	-	-	-	-	-	-	-	-	252	51.8%	252
	2017	166	243	226	230	192	208	238	230	153	194	232	182	166	▲	2,494
Civil	2018	16	-	-	-	-	-	-	-	-	-	-	-	16	-40.7%	16
	2017	27	29	26	11	28	19	15	24	22	30	19	27	27	▼	277
Criminal	2018	106	-	-	-	-	-	-	-	-	-	-	-	106	96.3%	106
	2017	54	107	85	155	83	99	147	104	57	77	104	69	54	▲	1,141
Miscellaneous	2018	128	-	-	-	-	-	-	-	-	-	-	-	128	116.9%	128
	2017	59	89	95	53	63	68	62	83	61	75	108	86	59	▲	902
Other	2018	2	-	-	-	-	-	-	-	-	-	-	-	2	-92.3%	2
	2017	26	18	20	11	18	22	14	19	13	12	1	-	26	▼	174

Filings by Division & Case Category																		
			Jan	Feb	Mar	Apr	May	Jun	Jul	Aug	Sep	Oct	Nov	Dec	Thru Jan	% Change	Total	
Civil	Administrative Law	2018	-	-	-	-	-	-	-	-	-	-	-	-	-	0	-100.0%	0
		2017	1	1	-	-	-	-	1	-	-	1	1	-	1	▼	5	
	Contested Divorce	2018	1	-	-	-	-	-	-	-	-	-	-	-	-	1	-75.0%	1
		2017	4	2	7	1	1	1	1	7	3	4	1	2	4	▼	34	
	Domestic and Family - Level 1	2018	4	-	-	-	-	-	-	-	-	-	-	-	-	4	-50.0%	4
		2017	8	9	8	-	5	2	2	6	5	9	5	8	8	▼	67	
	Domestic and Family - Level 2	2018	1	-	-	-	-	-	-	-	-	-	-	-	-	1	0.0%	1
		2017	1	1	-	1	2	1	-	-	-	3	-	2	1	↔	11	
	General Civil - Level 1	2018	-	-	-	-	-	-	-	-	-	-	-	-	-	0	0	0
		2017	-	-	-	-	-	1	-	-	-	-	-	-	-	0	↔	1
	General Civil - Level 2	2018	2	-	-	-	-	-	-	-	-	-	-	-	-	2	-60.0%	2
		2017	5	2	3	3	9	4	2	4	8	5	5	6	5	▼	56	
	General Civil - Level 3	2018	-	-	-	-	-	-	-	-	-	-	-	-	-	0	-100.0%	0
		2017	3	6	3	1	4	4	3	2	5	1	1	5	3	▼	38	
Probates/Wills & Trusts - Level 1	2018	-	-	-	-	-	-	-	-	-	-	-	-	-	0	0	0	
	2017	-	-	-	-	2	-	-	-	-	-	-	1	0	↔	3		
Probates/Wills & Trusts - Level 2	2018	1	-	-	-	-	-	-	-	-	-	-	-	-	1	1	1	
	2017	-	2	-	-	-	-	-	-	-	-	-	-	-	0	↔	2	
Uncontested Divorce	2018	7	-	-	-	-	-	-	-	-	-	-	-	-	7	40.0%	7	
	2017	5	6	5	5	5	6	6	5	1	7	6	3	5	▲	60		
Criminal	Felonies and Related Matters	2018	70	-	-	-	-	-	-	-	-	-	-	-	70	191.7%	70	
		2017	24	72	59	136	49	67	120	56	32	45	71	53	24	▲	784	
	Misdemeanor	2018	26	-	-	-	-	-	-	-	-	-	-	-	-	26	100.0%	26
		2017	13	18	13	11	25	27	21	34	23	19	23	11	13	▲	238	
	Other Criminally Related Matters	2018	10	-	-	-	-	-	-	-	-	-	-	-	-	10	-41.2%	10
		2017	17	17	13	8	9	5	6	14	2	13	10	5	17	▼	119	
Miscellaneous	Miscellaneous	2018	128	-	-	-	-	-	-	-	-	-	-	-	128	116.9%	128	
		2017	59	89	95	53	63	68	62	83	61	75	108	86	59	▲	902	
Other	Other	2018	2	-	-	-	-	-	-	-	-	-	-	-	2	-92.3%	2	
		2017	26	18	20	11	18	22	14	19	13	12	1	-	26	▼	174	

January 2017 -- January 2018 Filings

Dashboard

Court: Bedford Circuit

Start/End Date: Jan-17 / Jan-18

2017 Average Month: 383

Jan-Jan 2017: 326

Filings Trending: ▲

Circuit/Court ID: 24

224019


Type of Case: Filings

2018 Average Month:447

Jan-Jan 2018 : 447

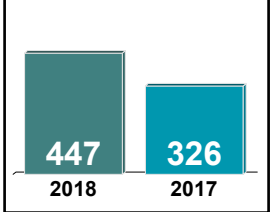
Overall AVG. Month: 388

Monthly Filings Summary



Jan 17 - Jan 18

Jan --- Jan Filings



447 326

2018 2017

Filings by Division																
		Jan	Feb	Mar	Apr	May	Jun	Jul	Aug	Sep	Oct	Nov	Dec	Thru Jan	% Change	Total
Total	2018	447	-	-	-	-	-	-	-	-	-	-	-	447	37.1%	447
	2017	326	420	418	370	348	321	358	404	340	382	399	513	326	▲	4,599
Civil	2018	36	-	-	-	-	-	-	-	-	-	-	-	36	-33.3%	36
	2017	54	62	79	66	56	63	38	49	46	52	41	73	54	▼	679
Criminal	2018	100	-	-	-	-	-	-	-	-	-	-	-	100	92.3%	100
	2017	52	158	113	92	99	82	146	126	125	95	103	169	52	▲	1,360
Miscellaneous	2018	308	-	-	-	-	-	-	-	-	-	-	-	308	41.3%	308
	2017	218	200	224	211	188	174	173	226	168	232	251	268	218	▲	2,533
Other	2018	3	-	-	-	-	-	-	-	-	-	-	-	3	50.0%	3
	2017	2	-	2	1	5	2	1	3	1	3	4	3	2	▲	27

Filings by Division & Case Category																
		Jan	Feb	Mar	Apr	May	Jun	Jul	Aug	Sep	Oct	Nov	Dec	Thru Jan	% Change	Total
Civil	Administrative Law	2018	-	-	-	-	-	-	-	-	-	-	-	0	0	0
		2017	-	-	1	-	2	1	1	-	-	-	-	0	↔	6
	Contested Divorce	2018	4	-	-	-	-	-	-	-	-	-	-	4	0.0%	4
		2017	4	3	10	4	6	9	3	11	2	4	3	4	↔	60
	Domestic and Family - Level 1	2018	5	-	-	-	-	-	-	-	-	-	-	5	150.0%	5
		2017	2	21	19	21	4	14	9	-	3	8	7	2	▲	136
	Domestic and Family - Level 2	2018	2	-	-	-	-	-	-	-	-	-	-	2	-71.4%	2
		2017	7	8	9	2	7	11	3	5	4	4	2	7	▼	67
	General Civil - Level 1	2018	-	-	-	-	-	-	-	-	-	-	-	0	0	0
		2017	-	1	-	2	-	-	1	1	-	-	-	0	↔	5
	General Civil - Level 2	2018	8	-	-	-	-	-	-	-	-	-	-	8	-11.1%	8
		2017	9	7	13	12	6	9	2	11	13	12	13	9	▼	119
	General Civil - Level 3	2018	1	-	-	-	-	-	-	-	-	-	-	1	-83.3%	1
		2017	6	9	3	4	3	6	3	4	2	6	3	6	▼	55
Criminal	Probates/Wills & Trusts - Level 1	2018	-	-	-	-	-	-	-	-	-	-	-	0	0	0
		2017	-	-	-	-	1	-	2	-	-	-	1	0	↔	4
	Probates/Wills & Trusts - Level 2	2018	3	-	-	-	-	-	-	-	-	-	-	3	0.0%	3
		2017	3	3	4	3	1	1	2	4	4	2	3	3	↔	32
	Uncontested Divorce	2018	13	-	-	-	-	-	-	-	-	-	-	13	-43.5%	13
		2017	23	10	20	18	27	11	15	10	17	16	11	23	▼	195
	Capital Murder	2018	-	-	-	-	-	-	-	-	-	-	-	0	0	0
		2017	-	-	-	-	2	-	-	-	-	2	-	0	↔	4
	Felonies and Related Matters	2018	70	-	-	-	-	-	-	-	-	-	-	70	112.1%	70
		2017	33	82	80	71	56	62	99	43	79	44	50	33	▲	804
	Misdemeanor	2018	17	-	-	-	-	-	-	-	-	-	-	17	21.4%	17
		2017	14	26	22	18	23	10	28	10	20	30	33	14	▲	266
	Other Criminally Related Matters	2018	13	-	-	-	-	-	-	-	-	-	-	13	160.0%	13
		2017	5	50	11	3	20	8	19	73	26	21	31	5	▲	286
Miscellaneous	Other	2018	308	-	-	-	-	-	-	-	-	-	-	308	41.3%	308
		2017	218	200	224	211	188	174	173	226	168	232	251	218	▲	2,533
Other	Other	2018	3	-	-	-	-	-	-	-	-	-	-	3	50.0%	3
		2017	2	-	2	1	5	2	1	3	1	3	4	2	▲	27

January 2017 -- January 2018 Filings

Dashboard

Court: Campbell Circuit

Circuit/Court ID: 24

Start/End Date: Jan-17 / Jan-18

224031

2017 Average Month: 280

Type of Case: Filings

Jan-Jan 2017: 252

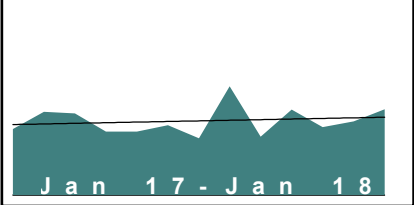
2018 Average Month: 328

Filings Trending: ▲

Jan-Jan 2018 : 328

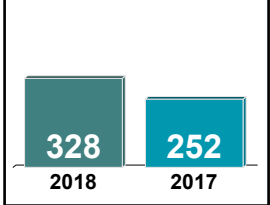
Overall AVG. Month: 283

Monthly Filings Summary



Jan 17 - Jan 18

Jan --- Jan Filings



328 252

2018 2017

Filings by Division																
		Jan	Feb	Mar	Apr	May	Jun	Jul	Aug	Sep	Oct	Nov	Dec	Thru Jan	% Change	Total
Total	2018	328	-	-	-	-	-	-	-	-	-	-	-	328	30.2%	328
	2017	252	318	312	242	242	267	217	415	223	326	260	281	252	▲	3,355
Civil	2018	31	-	-	-	-	-	-	-	-	-	-	-	31	-32.6%	31
	2017	46	42	61	41	45	45	45	57	35	71	40	34	46	▼	562
Criminal	2018	81	-	-	-	-	-	-	-	-	-	-	-	81	28.6%	81
	2017	63	152	79	85	86	95	61	198	53	111	80	74	63	▲	1,137
Miscellaneous	2018	193	-	-	-	-	-	-	-	-	-	-	-	193	36.9%	193
	2017	141	124	172	115	110	126	92	143	114	138	136	158	141	▲	1,569
Other	2018	23	-	-	-	-	-	-	-	-	-	-	-	23	050.0%	23
	2017	2	-	-	1	1	1	19	17	21	6	4	15	2	▲	87

Filings by Division & Case Category																		
			Jan	Feb	Mar	Apr	May	Jun	Jul	Aug	Sep	Oct	Nov	Dec	Thru Jan	% Change	Total	
Civil	Administrative Law	2018	-	-	-	-	-	-	-	-	-	-	-	-	-	0	0	0
		2017	-	-	-	-	-	-	-	-	1	-	-	-	-	0	↔	1
	Contested Divorce	2018	5	-	-	-	-	-	-	-	-	-	-	-	-	5	25.0%	5
		2017	4	6	9	5	7	7	5	5	7	6	6	2	4	4	▲	69
	Domestic and Family - Level 1	2018	2	-	-	-	-	-	-	-	-	-	-	-	-	2	-50.0%	2
		2017	4	8	9	-	7	4	12	5	-	5	1	1	4	4	▼	56
	Domestic and Family - Level 2	2018	3	-	-	-	-	-	-	-	-	-	-	-	-	3	50.0%	3
		2017	2	3	6	2	2	2	1	5	2	9	-	-	2	2	▲	34
	General Civil - Level 1	2018	-	-	-	-	-	-	-	-	-	-	-	-	-	0	-100.0%	0
		2017	1	1	1	-	2	1	1	1	-	-	-	-	-	1	1	▼
	General Civil - Level 2	2018	7	-	-	-	-	-	-	-	-	-	-	-	-	7	-22.2%	7
		2017	9	4	14	10	7	6	7	19	12	12	7	7	9	9	▼	114
	General Civil - Level 3	2018	6	-	-	-	-	-	-	-	-	-	-	-	-	6	-53.8%	6
		2017	13	2	9	5	3	7	3	4	2	11	4	9	13	13	▼	72
Probates/Wills & Trusts - Level 1	2018	-	-	-	-	-	-	-	-	-	-	-	-	-	0	-100.0%	0	
	2017	1	-	1	-	-	-	-	-	-	-	-	-	1	1	▼	3	
Probates/Wills & Trusts - Level 2	2018	1	-	-	-	-	-	-	-	-	-	-	-	-	1	0.0%	1	
	2017	1	1	-	4	2	1	2	3	-	5	1	1	1	1	↔	21	
Uncontested Divorce	2018	7	-	-	-	-	-	-	-	-	-	-	-	-	7	-36.4%	7	
	2017	11	17	12	15	15	17	14	14	12	23	21	13	11	11	▼	184	
Criminal	Felonies and Related Matters	2018	48	-	-	-	-	-	-	-	-	-	-	-	48	50.0%	48	
		2017	32	98	51	56	54	61	46	135	31	63	56	41	32	32	▲	724
	Misdemeanor	2018	29	-	-	-	-	-	-	-	-	-	-	-	-	29	20.8%	29
		2017	24	47	26	25	24	28	12	55	18	40	20	24	24	24	▲	343
	Other Criminally Related Matters	2018	4	-	-	-	-	-	-	-	-	-	-	-	-	4	-42.9%	4
		2017	7	7	2	4	8	6	3	8	4	8	4	9	7	7	▼	70
Other	Miscellaneous	2018	193	-	-	-	-	-	-	-	-	-	-	-	193	36.9%	193	
		2017	141	124	172	115	110	126	92	143	114	138	136	158	141	141	▲	1,569
		2018	23	-	-	-	-	-	-	-	-	-	-	-	-	23	1,050.0%	23
2017		2	-	-	1	1	1	19	17	21	6	4	15	2	2	2	▲	87

January 2017 -- January 2018 Filings

Dashboard

Court: Nelson Circuit

Start/End Date: Jan-17 / Jan-18

2017 Average Month: 100

Jan-Jan 2017: 169

Filings Trending: ▼

Circuit/Court ID: 24

224125

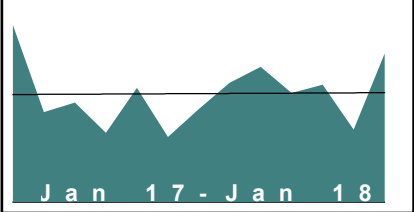
Type of Case: Filings

2018 Average Month:142

Jan-Jan 2018 : 142

Overall AVG. Month: 104

Monthly Filings Summary



Jan 17 - Jan 18

Jan --- Jan Filings

142

2018

169

2017

Filings by Division																
		Jan	Feb	Mar	Apr	May	Jun	Jul	Aug	Sep	Oct	Nov	Dec	Thru Jan	% Change	Total
Total	2018	142	-	-	-	-	-	-	-	-	-	-	-	142	-16.0%	142
	2017	169	86	95	66	109	62	89	114	129	104	112	69	169	▼	1,204
Civil	2018	9	-	-	-	-	-	-	-	-	-	-	-	9	0.0%	9
	2017	9	14	8	11	12	9	11	8	11	3	5	8	9	↔	109
Criminal	2018	85	-	-	-	-	-	-	-	-	-	-	-	85	-31.5%	85
	2017	124	45	48	38	81	25	53	69	72	50	82	26	124	▼	713
Miscellaneous	2018	48	-	-	-	-	-	-	-	-	-	-	-	48	41.2%	48
	2017	34	26	38	17	16	27	25	37	46	51	25	35	34	▲	377
Other	2018	-	-	-	-	-	-	-	-	-	-	-	-	0	-100.0%	0
	2017	2	1	1	-	-	1	-	-	-	-	-	-	2	▼	5

Filings by Division & Case Category																
		Jan	Feb	Mar	Apr	May	Jun	Jul	Aug	Sep	Oct	Nov	Dec	Thru Jan	% Change	Total
Civil	Contested Divorce	2018	-	-	-	-	-	-	-	-	-	-	-	0	-100.0%	0
		2017	1	2	-	2	3	1	1	-	-	-	1	1	▼	11
	Domestic and Family - Level 1	2018	1	-	-	-	-	-	-	-	-	-	-	1	-66.7%	1
		2017	3	1	1	1	2	3	1	-	2	-	-	3	▼	14
	Domestic and Family - Level 2	2018	1	-	-	-	-	-	-	-	-	-	-	1	1	1
		2017	-	-	-	1	-	1	1	1	-	-	2	0	↔	6
	General Civil - Level 1	2018	-	-	-	-	-	-	-	-	-	-	-	0	0	0
		2017	-	1	-	-	1	1	-	-	-	-	-	0	↔	3
	General Civil - Level 2	2018	3	-	-	-	-	-	-	-	-	-	-	3	50.0%	3
		2017	2	2	2	4	3	1	1	6	6	1	1	3	▲	32
	General Civil - Level 3	2018	2	-	-	-	-	-	-	-	-	-	-	2	100.0%	2
		2017	1	5	4	-	-	1	7	-	-	1	1	1	▲	20
Criminal	Probates/Wills & Trusts - Level 1	2018	-	-	-	1	-	-	-	-	-	-	-	0	-100.0%	0
		2017	1	-	-	1	-	-	-	-	-	-	2	1	▼	4
	Probates/Wills & Trusts - Level 2	2018	1	-	-	-	-	-	-	-	-	-	-	1	1	1
		2017	-	-	-	2	-	1	-	-	-	-	-	0	↔	3
	Uncontested Divorce	2018	1	-	-	-	-	-	-	-	-	-	-	1	0.0%	1
		2017	1	3	1	2	1	1	1	-	4	-	2	1	↔	16
Miscellaneous	Felonies and Related Matters	2018	55	-	-	-	-	-	-	-	-	-	-	55	-51.3%	55
		2017	113	32	24	26	57	11	33	40	56	26	57	113	▼	489
	Misdemeanor	2018	18	-	-	-	-	-	-	-	-	-	-	18	63.6%	18
		2017	11	10	13	12	12	5	19	16	16	19	23	11	▲	168
	Other Criminally Related Matters	2018	12	-	-	-	-	-	-	-	-	-	-	12	12	12
		2017	-	3	11	-	12	9	1	13	-	5	2	0	↔	56
Other	Miscellaneous	2018	48	-	-	-	-	-	-	-	-	-	-	48	41.2%	48
		2017	34	26	38	17	16	27	25	37	46	51	25	34	▲	377
Other	Other	2018	-	-	-	-	-	-	-	-	-	-	-	0	-100.0%	0
		2017	2	1	1	-	-	1	-	-	-	-	-	2	▼	5

January 2017 -- January 2018 Filings

Dashboard

Court: Lynchburg Circuit

Start/End Date: Jan-17 / Jan-18

2017 Average Month: 422

Jan-Jan 2017: 398

Filings Trending: ▲

Circuit/Court ID: 24

224680

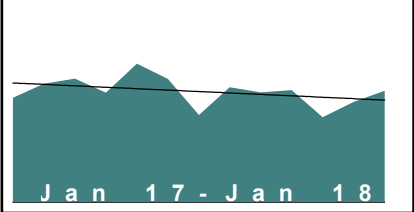
Type of Case: Filings

2018 Average Month:425

Jan-Jan 2018 : 425

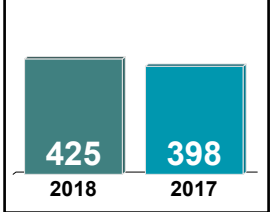
Overall AVG. Month: 422

Monthly Filings Summary



Jan 17 - Jan 18

Jan --- Jan Filings



425 398

2018 2017

Filings by Division																
		Jan	Feb	Mar	Apr	May	Jun	Jul	Aug	Sep	Oct	Nov	Dec	Thru Jan	% Change	Total
Total	2018	425	-	-	-	-	-	-	-	-	-	-	-	425	6.8%	425
	2017	398	452	471	418	528	470	333	439	419	427	324	383	398	▲	5,062
Civil	2018	87	-	-	-	-	-	-	-	-	-	-	-	87	31.8%	87
	2017	66	69	123	93	91	90	78	110	106	89	73	64	66	▲	1,052
Criminal	2018	127	-	-	-	-	-	-	-	-	-	-	-	127	-33.5%	127
	2017	191	236	171	179	262	254	132	187	185	192	113	169	191	▼	2,271
Miscellaneous	2018	142	-	-	-	-	-	-	-	-	-	-	-	142	51.1%	142
	2017	94	105	117	107	125	86	81	110	84	106	117	106	94	▲	1,238
Other	2018	69	-	-	-	-	-	-	-	-	-	-	-	69	46.8%	69
	2017	47	42	60	39	50	40	42	32	44	40	21	44	47	▲	501

Filings by Division & Case Category																
		Jan	Feb	Mar	Apr	May	Jun	Jul	Aug	Sep	Oct	Nov	Dec	Thru Jan	% Change	Total
Civil	Administrative Law	2018	-	-	-	-	-	-	-	-	-	-	-	0	-100.0%	0
		2017	1	-	1	1	-	1	-	-	1	2	-	1	▼	8
	Contested Divorce	2018	11	-	-	-	-	-	-	-	-	-	-	11	83.3%	11
		2017	6	11	11	8	8	4	10	7	7	5	13	6	▲	96
	Domestic and Family - Level 1	2018	29	-	-	-	-	-	-	-	-	-	-	29	123.1%	29
		2017	13	12	39	23	39	21	7	44	27	24	4	13	▲	263
	Domestic and Family - Level 2	2018	1	-	-	-	-	-	-	-	-	-	-	1	-66.7%	1
		2017	3	1	4	1	4	5	7	11	5	8	3	3	▼	55
	General Civil - Level 1	2018	1	-	-	-	-	-	-	-	-	-	-	1	0.0%	1
		2017	1	-	1	6	2	7	3	-	3	5	-	1	↔	30
	General Civil - Level 2	2018	13	-	-	-	-	-	-	-	-	-	-	13	8.3%	13
		2017	12	13	9	17	10	13	21	10	38	8	29	13	▲	193
	General Civil - Level 3	2018	4	-	-	-	-	-	-	-	-	-	-	4	0.0%	4
		2017	4	12	14	7	8	8	8	3	8	6	4	4	↔	90
Criminal	Probates/Wills & Trusts - Level 1	2018	-	-	-	-	-	-	-	-	-	-	-	0	0	0
		2017	-	-	-	-	1	-	-	-	-	-	-	0	↔	1
	Probates/Wills & Trusts - Level 2	2018	2	-	-	-	-	-	-	-	-	-	-	2	0.0%	2
		2017	2	1	4	3	1	3	2	3	5	8	1	2	↔	35
	Protective Orders	2018	2	-	-	-	-	-	-	-	-	-	-	2	2	2
		2017	-	-	-	-	-	-	-	2	-	-	-	0	↔	2
	Uncontested Divorce	2018	24	-	-	-	-	-	-	-	-	-	-	24	0.0%	24
		2017	24	19	40	27	18	28	19	27	16	22	15	24	↔	279
	Felonies and Related Matters	2018	78	-	-	-	-	-	-	-	-	-	-	78	-33.9%	78
		2017	118	169	128	113	204	168	75	130	108	113	70	118	▼	1,507
Miscellaneous	Misdemeanor	2018	37	-	-	-	-	-	-	-	-	-	-	37	-43.9%	37
		2017	66	54	28	59	44	71	42	42	61	56	36	66	▼	605
	Other Criminally Related Matters	2018	12	-	-	-	-	-	-	-	-	-	-	12	71.4%	12
		2017	7	13	15	7	14	15	15	16	23	7	12	7	▲	159
Other	Miscellaneous	2018	142	-	-	-	-	-	-	-	-	-	-	142	51.1%	142
		2017	94	105	117	107	125	86	81	110	84	106	117	94	▲	1,238
Other	Other	2018	69	-	-	-	-	-	-	-	-	-	-	69	46.8%	69
		2017	47	42	60	39	50	40	42	32	44	40	21	47	▲	501

January 2017 -- January 2018 Filings

Dashboard

Court: Alleghany Circuit

Circuit/Court ID: 25

Start/End Date: Jan-17 / Jan-18

225005

2017 Average Month: 178

Type of Case: Filings

Jan-Jan 2017: 174

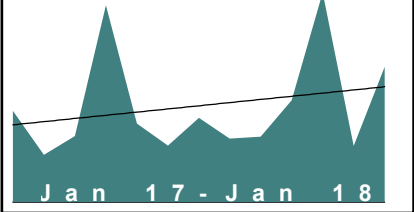
2018 Average Month:258

Filings Trending: ▲

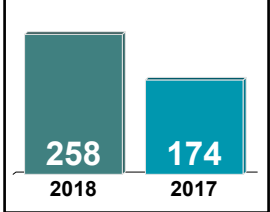
Jan-Jan 2018 : 258

Overall AVG. Month: 184

Monthly Filings Summary



Jan --- Jan Filings



Filings by Division																
		Jan	Feb	Mar	Apr	May	Jun	Jul	Aug	Sep	Oct	Nov	Dec	Thru Jan	% Change	Total
Total	2018	258	-	-	-	-	-	-	-	-	-	-	-	258	48.3%	258
	2017	174	90	126	376	150	108	161	121	125	194	400	107	174	▲	2,132
Civil	2018	12	-	-	-	-	-	-	-	-	-	-	-	12	-42.9%	12
	2017	21	15	20	7	19	18	9	12	19	24	11	12	21	▼	187
Criminal	2018	178	-	-	-	-	-	-	-	-	-	-	-	178	72.8%	178
	2017	103	33	39	329	80	43	104	50	59	111	326	44	103	▲	1,321
Miscellaneous	2018	68	-	-	-	-	-	-	-	-	-	-	-	68	36.0%	68
	2017	50	42	67	39	48	47	46	58	46	58	62	50	50	▲	613
Other	2018	-	-	-	-	-	-	-	-	-	-	-	-	0	0	0
	2017	-	-	-	1	3	-	2	1	1	1	1	1	0	↔	11

Filings by Division & Case Category																	
			Jan	Feb	Mar	Apr	May	Jun	Jul	Aug	Sep	Oct	Nov	Dec	Thru Jan	% Change	Total
Civil	Contested Divorce	2018	4	-	-	-	-	-	-	-	-	-	-	-	4	33.3%	4
		2017	3	3	4	1	4	2	1	2	1	6	1	2	3	▲	30
	Domestic and Family - Level 1	2018	-	-	-	-	-	-	-	-	-	-	-	-	0	0	0
		2017	-	-	2	-	-	-	-	-	6	1	-	1	0	↔	10
	Domestic and Family - Level 2	2018	1	-	-	-	-	-	-	-	-	-	-	-	1	1	1
		2017	-	1	1	-	2	1	-	-	1	2	-	1	0	↔	9
	General Civil - Level 1	2018	1	-	-	-	-	-	-	-	-	-	-	-	1	1	1
		2017	-	2	2	-	1	1	-	-	-	-	-	-	0	↔	6
	General Civil - Level 2	2018	3	-	-	-	-	-	-	-	-	-	-	-	3	-57.1%	3
		2017	7	2	3	1	6	4	1	1	2	3	4	-	7	▼	34
	General Civil - Level 3	2018	-	-	-	-	-	-	-	-	-	-	-	-	0	-100.0%	0
		2017	8	5	1	-	-	3	3	2	-	2	-	-	8	▼	24
Probates/Wills & Trusts - Level 1	2018	-	-	-	-	-	-	-	-	-	-	-	-	0	-100.0%	0	
	2017	1	-	-	-	1	-	-	-	-	-	-	-	1	▼	2	
Probates/Wills & Trusts - Level 2	2018	-	-	-	-	-	-	-	-	-	-	-	-	0	0	0	
	2017	-	-	1	-	-	2	-	-	-	-	-	1	0	↔	4	
Uncontested Divorce	2018	3	-	-	-	-	-	-	-	-	-	-	-	3	50.0%	3	
	2017	2	2	6	5	5	5	4	7	9	10	6	7	2	▲	68	
Criminal	Felonies and Related Matters	2018	158	-	-	-	-	-	-	-	-	-	-	-	158	135.8%	158
		2017	67	21	29	288	45	25	86	26	46	59	291	23	67	▲	1,006
	Misdemeanor	2018	18	-	-	-	-	-	-	-	-	-	-	-	18	-48.6%	18
		2017	35	8	8	37	35	15	17	24	12	48	31	21	35	▼	291
	Other Criminally Related Matters	2018	2	-	-	-	-	-	-	-	-	-	-	-	2	100.0%	2
		2017	1	4	2	4	-	3	1	-	1	4	4	-	1	▲	24
Miscellaneous		2018	68	-	-	-	-	-	-	-	-	-	-	-	68	36.0%	68
		2017	50	42	67	39	48	47	46	58	46	58	62	50	50	▲	613
Other		2018	-	-	-	-	-	-	-	-	-	-	-	-	0	0	0
		2017	-	-	-	1	3	-	2	1	1	1	1	1	0	↔	11

January 2017 -- January 2018 Filings

Dashboard

Court: Augusta Circuit

Circuit/Court ID: 25

Start/End Date: Jan-17 / Jan-18

Circuit/Court ID: 25225015

2017 Average Month: 364

Type of Case: Filings

Jan-Jan 2017: 395

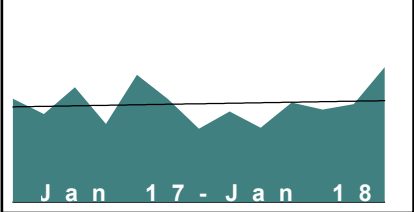
2018 Average Month: 515

Filings Trending: ▲

Jan-Jan 2018 : 515

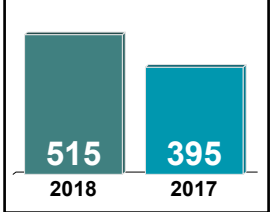
Overall AVG. Month: 375

Monthly Filings Summary



Jan 17 - Jan 18

Jan --- Jan Filings



515 395

2018 2017

Filings by Division																
		Jan	Feb	Mar	Apr	May	Jun	Jul	Aug	Sep	Oct	Nov	Dec	Thru Jan	% Change	Total
Total	2018	515	-	-	-	-	-	-	-	-	-	-	-	515	30.4%	515
	2017	395	336	439	299	486	393	280	346	284	380	353	374	395	▲	4,365
Civil	2018	41	-	-	-	-	-	-	-	-	-	-	-	41	-4.7%	41
	2017	43	42	47	39	75	68	51	44	47	34	37	41	43	▼	568
Criminal	2018	176	-	-	-	-	-	-	-	-	-	-	-	176	10.0%	176
	2017	160	144	151	117	276	135	90	118	73	127	126	123	160	▲	1,640
Miscellaneous	2018	280	-	-	-	-	-	-	-	-	-	-	-	280	56.4%	280
	2017	179	145	231	137	125	179	132	168	151	204	180	203	179	▲	2,034
Other	2018	18	-	-	-	-	-	-	-	-	-	-	-	18	38.5%	18
	2017	13	5	10	6	10	11	7	16	13	15	10	7	13	▲	123

Filings by Division & Case Category																
		Jan	Feb	Mar	Apr	May	Jun	Jul	Aug	Sep	Oct	Nov	Dec	Thru Jan	% Change	Total
Civil	Administrative Law	2018	-	-	-	-	-	-	-	-	-	-	-	0	0	0
		2017	-	1	-	-	1	1	-	-	-	-	-	0	↔	3
	Contested Divorce	2018	3	-	-	-	-	-	-	-	-	-	-	3	-66.7%	3
		2017	9	3	6	4	3	4	4	7	3	6	7	9	▼	60
	Domestic and Family - Level 1	2018	20	-	-	-	-	-	-	-	-	-	-	20	233.3%	20
		2017	6	9	15	5	35	25	7	7	10	12	8	6	▲	139
	Domestic and Family - Level 2	2018	1	-	-	-	-	-	-	-	-	-	-	1	-87.5%	1
		2017	8	9	4	10	11	8	5	7	7	5	4	6	▼	84
	General Civil - Level 1	2018	-	-	-	-	-	-	-	-	-	-	-	0	0	0
		2017	-	-	2	1	2	1	1	1	-	-	-	0	↔	9
	General Civil - Level 2	2018	7	-	-	-	-	-	-	-	-	-	-	7	-22.2%	7
		2017	9	2	6	2	6	4	9	6	8	15	10	9	▼	84
	General Civil - Level 3	2018	-	-	-	-	-	-	-	-	-	-	-	0	-100.0%	0
		2017	3	2	-	3	2	8	6	6	5	4	3	3	▼	45
Criminal	Probates/Wills & Trusts - Level 1	2018	-	-	-	-	-	-	-	-	-	-	-	0	0	0
		2017	-	1	-	1	1	-	1	-	-	-	-	0	↔	5
	Probates/Wills & Trusts - Level 2	2018	-	-	-	-	-	-	-	-	-	-	-	0	0	0
		2017	-	2	1	1	3	-	2	5	-	-	3	0	↔	17
	Uncontested Divorce	2018	10	-	-	-	-	-	-	-	-	-	-	10	25.0%	10
		2017	8	13	13	12	12	16	16	7	9	7	2	7	▲	122
	Capital Murder	2018	1	-	-	-	-	-	-	-	-	-	-	1	1	1
		2017	-	-	-	-	-	-	-	-	-	-	-	0	↔	0
	Felonies and Related Matters	2018	156	-	-	-	-	-	-	-	-	-	-	156	7.6%	156
		2017	145	128	136	104	259	119	77	100	66	115	110	145	▲	1,471
	Misdemeanor	2018	13	-	-	-	-	-	-	-	-	-	-	13	18.2%	13
		2017	11	12	12	9	10	10	10	13	2	6	11	11	▲	112
	Other Criminally Related Matters	2018	6	-	-	-	-	-	-	-	-	-	-	6	50.0%	6
		2017	4	4	3	4	7	6	3	5	5	6	5	4	▲	57
Miscellaneous		2018	280	-	-	-	-	-	-	-	-	-	-	280	56.4%	280
		2017	179	145	231	137	125	179	132	168	151	204	180	203	▲	2,034
Other		2018	18	-	-	-	-	-	-	-	-	-	-	18	38.5%	18
		2017	13	5	10	6	10	11	7	16	13	15	10	7	▲	123

January 2017 -- January 2018 Filings

Dashboard

Court: Bath Circuit

Start/End Date: Jan-17 / Jan-18

2017 Average Month: 25

Jan-Jan 2017: 26

Filings Trending: ▲

Circuit/Court ID: 25

225017

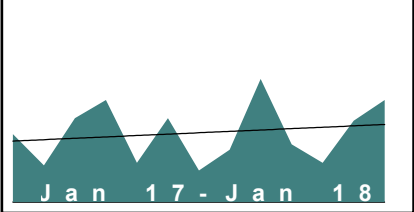
Type of Case: Filings

2018 Average Month:39

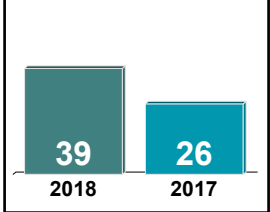
Jan-Jan 2018 : 39

Overall AVG. Month: 26

Monthly Filings Summary



Jan --- Jan Filings



Filings by Division																
		Jan	Feb	Mar	Apr	May	Jun	Jul	Aug	Sep	Oct	Nov	Dec	Thru Jan	% Change	Total
Total	2018	39	-	-	-	-	-	-	-	-	-	-	-	39	50.0%	39
	2017	26	14	32	39	15	32	12	20	47	22	15	31	26	▲	305
Civil	2018	3	-	-	-	-	-	-	-	-	-	-	-	3	0.0%	3
	2017	3	2	2	1	-	3	3	3	2	4	2	2	3	↔	27
Criminal	2018	20	-	-	-	-	-	-	-	-	-	-	-	20	17.6%	20
	2017	17	-	16	28	4	21	-	1	26	2	-	11	17	▲	126
Miscellaneous	2018	16	-	-	-	-	-	-	-	-	-	-	-	16	166.7%	16
	2017	6	12	14	10	11	8	9	16	19	16	13	16	6	▲	150
Other	2018	-	-	-	-	-	-	-	-	-	-	-	-	0	0	0
	2017	-	-	-	-	-	-	-	-	-	-	-	2	0	↔	2

Filings by Division & Case Category																		
			Jan	Feb	Mar	Apr	May	Jun	Jul	Aug	Sep	Oct	Nov	Dec	Thru Jan	% Change	Total	
Civil	Contested Divorce	2018	-	-	-	-	-	-	-	-	-	-	-	-	-	0	0	0
		2017	-	-	-	1	-	-	-	1	1	-	1	-	-	0	↔	4
	Domestic and Family - Level 1	2018	-	-	-	-	-	-	-	-	-	-	-	-	-	0	0	0
		2017	-	-	-	-	-	1	-	-	-	1	-	-	-	0	↔	2
	Domestic and Family - Level 2	2018	-	-	-	-	-	-	-	-	-	-	-	-	-	0	-100.0%	0
		2017	1	-	-	-	-	-	-	-	-	-	-	-	1	1	▼	2
	General Civil - Level 2	2018	2	-	-	-	-	-	-	-	-	-	-	-	-	2	100.0%	2
		2017	1	1	2	-	-	1	-	-	1	-	1	-	-	1	▲	7
	General Civil - Level 3	2018	-	-	-	-	-	-	-	-	-	-	-	-	-	0	-100.0%	0
		2017	1	-	-	-	-	-	-	-	-	-	2	-	1	1	▼	4
Probates/Wills & Trusts - Level 2	2018	-	-	-	-	-	-	-	-	-	-	-	-	-	0	0	0	
	2017	-	-	-	-	-	-	-	1	-	-	1	-	-	0	↔	2	
Uncontested Divorce	2018	1	-	-	-	-	-	-	-	-	-	-	-	-	1	1	1	
	2017	-	1	-	-	-	1	3	1	-	-	-	-	-	0	↔	6	
Criminal	Felonies and Related Matters	2018	18	-	-	-	-	-	-	-	-	-	-	-	-	18	12.5%	18
		2017	16	-	6	27	3	20	-	1	21	1	-	9	16	▲	104	
	Misdemeanor	2018	2	-	-	-	-	-	-	-	-	-	-	-	-	2	100.0%	2
		2017	1	-	10	1	1	1	-	-	4	1	-	2	1	▲	21	
	Other Criminally Related Matters	2018	-	-	-	-	-	-	-	-	-	-	-	-	-	0	0	0
		2017	-	-	-	-	-	-	-	-	1	-	-	-	-	0	↔	1
Miscellaneous	2018	16	-	-	-	-	-	-	-	-	-	-	-	-	16	166.7%	16	
	2017	6	12	14	10	11	8	9	16	19	16	13	16	6	▲	150		
Other	2018	-	-	-	-	-	-	-	-	-	-	-	-	-	0	0	0	
	2017	-	-	-	-	-	-	-	-	-	-	-	2	0	↔	2		

January 2017 -- January 2018 Filings

Dashboard

Court: Botetourt Circuit

Start/End Date: Jan-17 / Jan-18

2017 Average Month: 193

Jan-Jan 2017: 151

Filings Trending: ▲

Circuit/Court ID: 25

225023

Type of Case: Filings

2018 Average Month:198

Jan-Jan 2018 : 198

Overall AVG. Month: 193

Monthly Filings Summary

Jan 17 - Jan 18

Jan --- Jan Filings

198 2018 151 2017

Filings by Division																
		Jan	Feb	Mar	Apr	May	Jun	Jul	Aug	Sep	Oct	Nov	Dec	Thru Jan	% Change	Total
Total	2018	198	-	-	-	-	-	-	-	-	-	-	-	198	31.1%	198
	2017	151	182	313	112	178	224	165	196	150	291	157	196	151	▲	2,315
Civil	2018	22	-	-	-	-	-	-	-	-	-	-	-	22	46.7%	22
	2017	15	22	30	13	21	22	44	24	23	24	14	16	15	▲	268
Criminal	2018	57	-	-	-	-	-	-	-	-	-	-	-	57	1.8%	57
	2017	56	71	204	41	84	132	51	94	52	170	30	58	56	▲	1,043
Miscellaneous	2018	119	-	-	-	-	-	-	-	-	-	-	-	119	48.8%	119
	2017	80	89	79	58	73	70	69	78	75	97	113	122	80	▲	1,003
Other	2018	-	-	-	-	-	-	-	-	-	-	-	-	0	0	0
	2017	-	-	-	-	-	-	1	-	-	-	-	-	0	↔	1

Filings by Division & Case Category																		
			Jan	Feb	Mar	Apr	May	Jun	Jul	Aug	Sep	Oct	Nov	Dec	Thru Jan	% Change	Total	
Civil	Administrative Law	2018	-	-	-	-	-	-	-	-	-	-	-	-	-	0	0	0
		2017	-	-	-	-	-	1	-	-	-	-	-	-	-	0	↔	1
	Contested Divorce	2018	2	-	-	-	-	-	-	-	-	-	-	-	-	2	0.0%	2
		2017	2	2	4	5	2	4	8	3	4	3	1	2	2	2	↔	40
	Domestic and Family - Level 1	2018	6	-	-	-	-	-	-	-	-	-	-	-	-	6	100.0%	6
		2017	3	-	4	-	7	6	18	1	7	4	6	4	3	3	▲	60
	Domestic and Family - Level 2	2018	2	-	-	-	-	-	-	-	-	-	-	-	-	2	2	2
		2017	-	1	-	-	-	1	-	2	-	3	-	-	-	0	↔	7
	General Civil - Level 1	2018	-	-	-	-	-	-	-	-	-	-	-	-	-	0	0	0
		2017	-	-	-	-	-	-	1	-	-	-	-	-	-	0	↔	1
	General Civil - Level 2	2018	6	-	-	-	-	-	-	-	-	-	-	-	-	6	100.0%	6
		2017	3	6	8	3	4	3	1	2	6	3	2	1	3	3	▲	42
General Civil - Level 3	2018	-	-	-	-	-	-	-	-	-	-	-	-	-	0	-100.0%	0	
	2017	2	7	7	1	2	1	5	13	1	1	-	1	2	2	▼	41	
Probates/Wills & Trusts - Level 2	2018	-	-	-	-	-	-	-	-	-	-	-	-	-	0	-100.0%	0	
	2017	1	1	1	-	-	-	-	-	1	4	1	-	1	1	▼	9	
Uncontested Divorce	2018	6	-	-	-	-	-	-	-	-	-	-	-	-	6	50.0%	6	
	2017	4	5	6	4	6	6	11	3	4	6	4	8	4	4	▲	67	
Criminal	Felonies and Related Matters	2018	29	-	-	-	-	-	-	-	-	-	-	-	29	-19.4%	29	
		2017	36	53	189	18	56	112	30	69	34	142	16	34	36	▼	789	
	Misdemeanor	2018	18	-	-	-	-	-	-	-	-	-	-	-	18	-5.3%	18	
		2017	19	16	12	18	22	14	18	16	14	24	10	15	19	▼	198	
	Other Criminally Related Matters	2018	10	-	-	-	-	-	-	-	-	-	-	-	10	900.0%	10	
		2017	1	2	3	5	6	6	3	9	4	4	4	9	1	1	▲	56
Miscellaneous		2018	119	-	-	-	-	-	-	-	-	-	-	-	119	48.8%	119	
		2017	80	89	79	58	73	70	69	78	75	97	113	122	80	▲	1,003	
Other		2018	-	-	-	-	-	-	-	-	-	-	-	-	0	0	0	
		2017	-	-	-	-	-	-	1	-	-	-	-	-	0	↔	1	

January 2017 -- January 2018 Filings

Dashboard

Court: Craig Circuit

Circuit/Court ID: 25

Start/End Date: Jan-17 / Jan-18

225045

2017 Average Month: 28

Type of Case: Filings

Jan-Jan 2017: 22

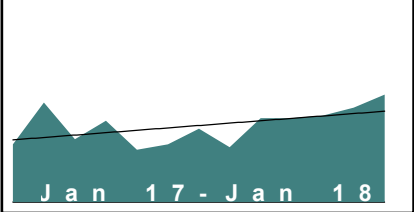
2018 Average Month:41

Jan-Jan 2018 : 41

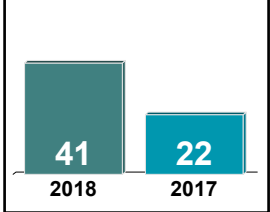
Filings Trending: ▲

Overall AVG. Month: 29

Monthly Filings Summary



Jan --- Jan Filings



Filings by Division																
		Jan	Feb	Mar	Apr	May	Jun	Jul	Aug	Sep	Oct	Nov	Dec	Thru Jan	% Change	Total
Total	2018	41	-	-	-	-	-	-	-	-	-	-	-	41	86.4%	41
	2017	22	38	24	31	20	22	28	21	32	32	33	36	22	▲	339
Civil	2018	3	-	-	-	-	-	-	-	-	-	-	-	3	50.0%	3
	2017	2	6	4	6	2	2	8	1	1	4	1	6	2	▲	43
Criminal	2018	2	-	-	-	-	-	-	-	-	-	-	-	2	-66.7%	2
	2017	6	9	6	4	1	-	-	-	6	3	3	3	6	▼	41
Miscellaneous	2018	36	-	-	-	-	-	-	-	-	-	-	-	36	157.1%	36
	2017	14	23	14	20	17	20	20	19	25	25	29	27	14	▲	253
Other	2018	-	-	-	-	-	-	-	-	-	-	-	-	0	0	0
	2017	-	-	-	1	-	-	-	1	-	-	-	-	0	↔	2

Filings by Division & Case Category																
		Jan	Feb	Mar	Apr	May	Jun	Jul	Aug	Sep	Oct	Nov	Dec	Thru Jan	% Change	Total
Civil	Contested Divorce	2018	-	-	-	-	-	-	-	-	-	-	-	0	0	0
		2017	-	-	1	-	1	-	-	-	-	-	-	0	↔	2
	Domestic and Family - Level 1	2018	-	-	-	-	-	-	-	-	-	-	-	0	0	0
		2017	-	3	-	4	-	6	-	-	1	-	1	0	↔	15
	Domestic and Family - Level 2	2018	1	-	-	-	-	-	-	-	-	-	-	1	1	1
		2017	-	-	-	1	-	-	-	-	-	-	2	0	↔	3
	General Civil - Level 2	2018	-	-	-	-	-	-	-	-	-	-	-	0	0	0
		2017	-	-	-	-	-	-	-	1	-	1	-	0	↔	2
	General Civil - Level 3	2018	-	-	-	-	-	-	-	-	-	-	-	0	-100.0%	0
		2017	1	3	1	-	-	-	-	-	1	-	-	1	▼	6
	Probates/Wills & Trusts - Level 1	2018	1	-	-	-	-	-	-	-	-	-	-	1	1	1
		2017	-	-	-	1	-	-	-	-	-	-	-	0	↔	1
Criminal	Probates/Wills & Trusts - Level 2	2018	-	-	-	-	-	-	-	-	-	-	-	0	0	0
		2017	-	-	-	-	-	-	-	-	-	-	2	0	↔	2
	Uncontested Divorce	2018	1	-	-	-	-	-	-	-	-	-	-	1	0.0%	1
		2017	1	-	2	2	1	2	1	-	2	-	1	1	↔	12
	Felonies and Related Matters	2018	2	-	-	-	-	-	-	-	-	-	-	2	-66.7%	2
		2017	6	8	5	3	1	-	-	3	2	1	1	6	▼	30
	Misdemeanor	2018	-	-	-	-	-	-	-	-	-	-	-	0	0	0
		2017	-	1	1	1	-	-	-	3	1	2	2	0	↔	11
	Miscellaneous	2018	36	-	-	-	-	-	-	-	-	-	-	36	157.1%	36
		2017	14	23	14	20	17	20	20	19	25	25	29	14	▲	253
Other		2018	-	-	-	-	-	-	-	-	-	-	-	0	0	0
		2017	-	-	-	1	-	-	1	-	-	-	-	0	↔	2

January 2017 -- January 2018 Filings

Dashboard

Court: Highland Circuit

Start/End Date: Jan-17 / Jan-18

2017 Average Month: 12

Jan-Jan 2017: 12

Filings Trending: ▲

Circuit/Court ID: 25

225091

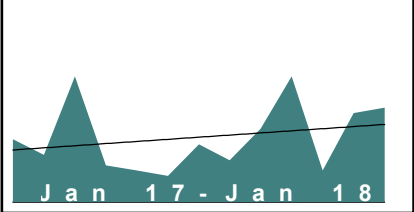
Type of Case: Filings

2018 Average Month:18

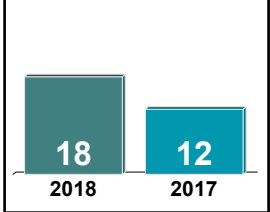
Jan-Jan 2018 : 18

Overall AVG. Month: 12

Monthly Filings Summary



Jan --- Jan Filings



Filings by Division																
		Jan	Feb	Mar	Apr	May	Jun	Jul	Aug	Sep	Oct	Nov	Dec	Thru Jan	% Change	Total
Total	2018	18	-	-	-	-	-	-	-	-	-	-	-	18	50.0%	18
	2017	12	9	24	7	6	5	11	8	14	24	6	17	12	▲	143
Civil	2018	2	-	-	-	-	-	-	-	-	-	-	-	2	2	2
	2017	-	2	3	4	-	2	1	-	3	3	2	3	0	↔	23
Criminal	2018	2	-	-	-	-	-	-	-	-	-	-	-	2	-71.4%	2
	2017	7	2	14	-	-	-	-	-	4	2	1	11	7	▼	41
Miscellaneous	2018	14	-	-	-	-	-	-	-	-	-	-	-	14	180.0%	14
	2017	5	5	7	3	6	3	10	8	7	19	3	3	5	▲	79

Filings by Division & Case Category																
		Jan	Feb	Mar	Apr	May	Jun	Jul	Aug	Sep	Oct	Nov	Dec	Thru Jan	% Change	Total
Civil	Contested Divorce	2018	-	-	-	-	-	-	-	-	-	-	-	0	0	0
		2017	-	-	-	-	1	-	-	2	-	2	-	0	↔	5
	Domestic and Family - Level 2	2018	-	-	-	-	-	-	-	-	-	-	-	0	0	0
		2017	-	-	-	1	-	-	-	-	-	-	-	0	↔	1
	General Civil - Level 1	2018	-	-	-	-	-	-	-	-	-	-	-	0	0	0
		2017	-	-	1	2	-	-	-	-	-	-	-	0	↔	3
	General Civil - Level 2	2018	-	-	-	-	-	-	-	-	-	-	-	0	0	0
		2017	-	-	-	1	-	-	-	-	1	-	-	0	↔	2
	General Civil - Level 3	2018	-	-	-	-	-	-	-	-	-	-	-	0	0	0
		2017	-	1	-	-	-	-	-	-	-	-	-	0	↔	1
Criminal	Probates/Wills & Trusts - Level 2	2018	1	-	-	-	-	-	-	-	-	-	-	1	1	1
		2017	-	1	1	-	-	-	-	-	-	-	-	0	↔	2
	Uncontested Divorce	2018	1	-	-	-	-	-	-	-	-	-	-	1	1	1
		2017	-	-	1	-	1	1	-	1	2	-	3	0	↔	9
	Felonies and Related Matters	2018	1	-	-	-	-	-	-	-	-	-	-	1	-80.0%	1
		2017	5	1	8	-	-	-	-	3	1	1	2	5	▼	21
	Misdemeanor	2018	1	-	-	-	-	-	-	-	-	-	-	1	-50.0%	1
		2017	2	-	6	-	-	-	-	1	1	-	9	2	▼	19
	Other Criminally Related Matters	2018	-	-	-	-	-	-	-	-	-	-	-	0	0	0
		2017	-	1	-	-	-	-	-	-	-	-	-	0	↔	1
Miscellaneous		2018	14	-	-	-	-	-	-	-	-	-	-	14	180.0%	14
		2017	5	5	7	3	6	3	10	8	7	19	3	5	▲	79

January 2017 -- January 2018 Filings

Dashboard

Court: Rockbridge Circuit

Circuit/Court ID: 25

Start/End Date: Jan-17 / Jan-18

225163

2017 Average Month: 194

Type of Case: Filings

Jan-Jan 2017: 196

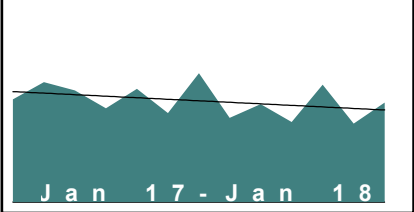
2018 Average Month:190

Filings Trending: ▼

Jan-Jan 2018 : 190

Overall AVG. Month: 193

Monthly Filings Summary



Jan 17 - Jan 18

Jan --- Jan Filings

190

2018

196

2017

Filings by Division																
		Jan	Feb	Mar	Apr	May	Jun	Jul	Aug	Sep	Oct	Nov	Dec	Thru Jan	% Change	Total
Total	2018	190	-	-	-	-	-	-	-	-	-	-	-	190	-3.1%	190
	2017	196	229	213	179	216	170	246	161	187	153	224	150	196	▼	2,324
Civil	2018	12	-	-	-	-	-	-	-	-	-	-	-	12	-33.3%	12
	2017	18	12	27	14	22	24	16	17	26	23	12	15	18	▼	226
Criminal	2018	103	-	-	-	-	-	-	-	-	-	-	-	103	-15.6%	103
	2017	122	152	121	108	146	69	160	69	92	69	139	77	122	▼	1,324
Miscellaneous	2018	73	-	-	-	-	-	-	-	-	-	-	-	73	32.7%	73
	2017	55	56	57	48	40	64	62	65	61	52	62	53	55	▲	675
Other	2018	2	-	-	-	-	-	-	-	-	-	-	-	2	100.0%	2
	2017	1	9	8	9	8	13	8	10	8	9	11	5	1	▲	99

Filings by Division & Case Category																
		Jan	Feb	Mar	Apr	May	Jun	Jul	Aug	Sep	Oct	Nov	Dec	Thru Jan	% Change	Total
Civil	Administrative Law	2018	-	-	-	-	-	-	-	-	-	-	-	0	0	0
		2017	-	-	1	-	-	-	-	-	1	-	-	0	↔	2
	Contested Divorce	2018	1	-	-	-	-	-	-	-	-	-	-	1	-66.7%	1
		2017	3	2	5	1	1	3	4	1	1	2	2	3	▼	25
	Domestic and Family - Level 1	2018	3	-	-	-	-	-	-	-	-	-	-	3	200.0%	3
		2017	1	1	-	1	1	3	1	3	4	1	3	1	▲	23
	Domestic and Family - Level 2	2018	-	-	-	-	-	-	-	-	-	-	-	0	0	0
		2017	-	-	1	-	-	1	1	1	3	-	1	0	↔	8
	General Civil - Level 1	2018	-	-	-	-	-	-	-	-	-	-	-	0	0	0
		2017	-	-	-	-	1	1	1	-	-	-	1	0	↔	4
	General Civil - Level 2	2018	-	-	-	-	-	-	-	-	-	-	-	0	-100.0%	0
		2017	11	3	10	4	5	4	3	6	10	5	3	11	▼	66
	General Civil - Level 3	2018	2	-	-	-	-	-	-	-	-	-	-	2	100.0%	2
		2017	1	-	-	2	1	5	2	2	3	3	2	1	▲	24
Criminal	Probates/Wills & Trusts - Level 1	2018	-	-	-	-	-	-	-	-	-	-	-	0	0	0
		2017	-	-	-	-	-	-	-	1	-	1	-	0	↔	2
	Probates/Wills & Trusts - Level 2	2018	1	-	-	-	-	-	-	-	-	-	-	1	1	1
		2017	-	3	1	-	2	1	-	2	2	-	1	0	↔	12
	Uncontested Divorce	2018	5	-	-	-	-	-	-	-	-	-	-	5	150.0%	5
		2017	2	3	9	6	11	7	4	4	4	6	2	2	▲	60
	Capital Murder	2018	-	-	-	-	-	-	-	-	-	-	-	0	-100.0%	0
		2017	1	-	-	-	-	-	-	-	-	-	-	1	▼	1
	Felonies and Related Matters	2018	49	-	-	-	-	-	-	-	-	-	-	49	-14.0%	49
		2017	57	111	63	51	100	22	118	21	42	40	85	57	▼	747
	Misdemeanor	2018	47	-	-	-	-	-	-	-	-	-	-	47	-14.5%	47
		2017	55	31	46	52	41	36	35	43	48	27	48	55	▼	494
	Other Criminally Related Matters	2018	7	-	-	-	-	-	-	-	-	-	-	7	-22.2%	7
		2017	9	10	12	5	5	11	7	5	2	2	6	9	▼	82
Miscellaneous	Other	2018	73	-	-	-	-	-	-	-	-	-	-	73	32.7%	73
		2017	55	56	57	48	40	64	62	65	61	52	62	55	▲	675
Other		2018	2	-	-	-	-	-	-	-	-	-	-	2	100.0%	2
		2017	1	9	8	9	8	13	8	10	8	9	11	1	▲	99

January 2017 -- January 2018 Filings

Dashboard

Court: Buena Vista Circuit

Start/End Date: Jan-17 / Jan-18

2017 Average Month: 40

Jan-Jan 2017: 49

Filings Trending: ▼

Circuit/Court ID: 25

225530


Type of Case: Filings

2018 Average Month:45

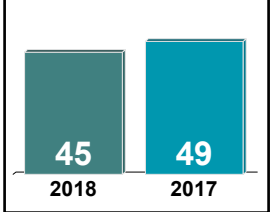
Jan-Jan 2018 : 45

Overall AVG. Month: 40

Monthly Filings Summary



Jan --- Jan Filings



Filings by Division																
		Jan	Feb	Mar	Apr	May	Jun	Jul	Aug	Sep	Oct	Nov	Dec	Thru Jan	% Change	Total
Total	2018	45	-	-	-	-	-	-	-	-	-	-	-	45	-8.2%	45
	2017	49	35	59	33	29	29	43	99	33	28	27	17	49	▼	481
Civil	2018	3	-	-	-	-	-	-	-	-	-	-	-	3	-25.0%	3
	2017	4	4	6	3	6	7	5	6	5	8	7	1	4	▼	62
Criminal	2018	30	-	-	-	-	-	-	-	-	-	-	-	30	-21.1%	30
	2017	38	24	37	18	12	10	30	77	19	12	10	8	38	▼	295
Miscellaneous	2018	12	-	-	-	-	-	-	-	-	-	-	-	12	71.4%	12
	2017	7	7	16	12	8	12	8	16	9	8	10	8	7	▲	121
Other	2018	-	-	-	-	-	-	-	-	-	-	-	-	0	0	0
	2017	-	-	-	-	3	-	-	-	-	-	-	-	0	↔	3

Filings by Division & Case Category																		
			Jan	Feb	Mar	Apr	May	Jun	Jul	Aug	Sep	Oct	Nov	Dec	Thru Jan	% Change	Total	
Civil	Contested Divorce	2018	-	-	-	-	-	-	-	-	-	-	-	-	-	0	-100.0%	0
		2017	1	-	1	-	-	1	-	1	1	-	2	1	1	▼	8	
	Domestic and Family - Level 1	2018	-	-	-	-	-	-	-	-	-	-	-	-	-	0	0	0
		2017	-	2	-	-	-	2	2	4	1	4	-	-	-	0	↔	15
	Domestic and Family - Level 2	2018	-	-	-	-	-	-	-	-	-	-	-	-	-	0	0	0
		2017	-	-	-	-	-	-	-	-	-	-	1	-	-	0	↔	1
	General Civil - Level 1	2018	-	-	-	-	-	-	-	-	-	-	-	-	-	0	0	0
		2017	-	-	-	-	-	-	-	-	1	-	-	-	-	0	↔	1
	General Civil - Level 2	2018	1	-	-	-	-	-	-	-	-	-	-	-	-	1	1	1
		2017	-	-	2	-	-	2	-	-	-	1	-	-	-	0	↔	5
	General Civil - Level 3	2018	1	-	-	-	-	-	-	-	-	-	-	-	-	1	1	1
		2017	-	1	-	1	1	-	-	1	-	-	-	-	-	0	↔	4
Probates/Wills & Trusts - Level 2	2018	-	-	-	-	-	-	-	-	-	-	-	-	-	0	-100.0%	0	
	2017	3	-	-	-	-	-	-	-	-	-	1	-	-	3	▼	4	
Uncontested Divorce	2018	1	-	-	-	-	-	-	-	-	-	-	-	-	1	1	1	
	2017	-	1	3	2	5	2	3	-	1	3	4	-	-	0	↔	24	
Criminal	Felonies and Related Matters	2018	24	-	-	-	-	-	-	-	-	-	-	-	24	-20.0%	24	
		2017	30	16	30	11	5	6	22	55	8	4	6	7	30	▼	200	
	Misdemeanor	2018	6	-	-	-	-	-	-	-	-	-	-	-	6	-25.0%	6	
		2017	8	4	6	5	5	2	4	22	9	6	3	1	8	▼	75	
	Other Criminally Related Matters	2018	-	-	-	-	-	-	-	-	-	-	-	-	0	0	0	
		2017	-	4	1	2	2	2	4	-	2	2	1	-	0	↔	20	
Miscellaneous	2018	12	-	-	-	-	-	-	-	-	-	-	-	12	71.4%	12		
	2017	7	7	16	12	8	12	8	16	9	8	10	8	7	▲	121		
Other	2018	-	-	-	-	-	-	-	-	-	-	-	-	0	0	0		
	2017	-	-	-	-	3	-	-	-	-	-	-	-	0	↔	3		

January 2017 -- January 2018 Filings

Dashboard

Court: Staunton Circuit

Start/End Date: Jan-17 / Jan-18

2017 Average Month: 162

Jan-Jan 2017: 167

Filings Trending: ▲

Circuit/Court ID: 25

225790


Type of Case: Filings

2018 Average Month:187

Jan-Jan 2018 : 187

Overall AVG. Month: 164

Monthly Filings Summary



Jan --- Jan Filings

187

2018

167

2017

Filings by Division																
		Jan	Feb	Mar	Apr	May	Jun	Jul	Aug	Sep	Oct	Nov	Dec	Thru Jan	% Change	Total
Total	2018	187	-	-	-	-	-	-	-	-	-	-	-	187	12.0%	187
	2017	167	159	174	135	130	132	151	135	154	232	147	226	167	▲	1,942
Civil	2018	29	-	-	-	-	-	-	-	-	-	-	-	29	0.0%	29
	2017	29	17	30	21	19	18	26	20	31	35	31	28	29	↔	305
Criminal	2018	103	-	-	-	-	-	-	-	-	-	-	-	103	22.6%	103
	2017	84	82	93	75	68	75	91	71	78	154	80	158	84	▲	1,109
Miscellaneous	2018	38	-	-	-	-	-	-	-	-	-	-	-	38	8.6%	38
	2017	35	39	34	23	34	26	22	30	34	30	28	31	35	▲	366
Other	2018	17	-	-	-	-	-	-	-	-	-	-	-	17	-10.5%	17
	2017	19	21	17	16	9	13	12	14	11	13	8	9	19	▼	162

Filings by Division & Case Category																		
			Jan	Feb	Mar	Apr	May	Jun	Jul	Aug	Sep	Oct	Nov	Dec	Thru Jan	% Change	Total	
Civil	Administrative Law	2018	-	-	-	-	-	-	-	-	-	-	-	-	-	0	0	0
		2017	-	-	1	-	-	-	-	-	-	-	-	-	-	0	↔	1
	Contested Divorce	2018	1	-	-	-	-	-	-	-	-	-	-	-	-	1	-50.0%	1
		2017	2	-	1	-	3	1	-	1	2	6	2	4	2	2	▼	22
	Domestic and Family - Level 1	2018	5	-	-	-	-	-	-	-	-	-	-	-	-	5	-61.5%	5
		2017	13	2	1	3	5	1	2	4	8	4	1	8	13	1	▼	52
	Domestic and Family - Level 2	2018	11	-	-	-	-	-	-	-	-	-	-	-	-	11	120.0%	11
		2017	5	3	12	7	6	9	16	6	11	14	14	10	5	5	▲	113
	General Civil - Level 1	2018	2	-	-	-	-	-	-	-	-	-	-	-	-	2	2	2
		2017	-	-	-	-	-	-	1	-	-	-	-	-	-	0	↔	1
	General Civil - Level 2	2018	4	-	-	-	-	-	-	-	-	-	-	-	-	4	300.0%	4
		2017	1	4	1	4	4	3	2	3	3	4	2	3	1	1	▲	34
General Civil - Level 3	2018	1	-	-	-	-	-	-	-	-	-	-	-	-	1	-66.7%	1	
	2017	3	4	5	5	-	1	-	1	2	3	6	2	3	3	▼	32	
Probates/Wills & Trusts - Level 2	2018	-	-	-	-	-	-	-	-	-	-	-	-	-	0	-100.0%	0	
	2017	2	3	1	-	-	1	1	1	1	2	-	1	2	2	▼	13	
Uncontested Divorce	2018	5	-	-	-	-	-	-	-	-	-	-	-	-	5	66.7%	5	
	2017	3	1	8	2	1	2	4	4	4	4	2	6	-	3	▲	37	
Criminal	Felonies and Related Matters	2018	94	-	-	-	-	-	-	-	-	-	-	-	94	49.2%	94	
		2017	63	74	74	59	52	54	77	55	63	130	55	124	63	63	▲	880
	Misdemeanor	2018	7	-	-	-	-	-	-	-	-	-	-	-	-	7	-66.7%	7
		2017	21	8	17	11	8	10	11	13	13	16	23	28	21	21	▼	179
	Other Criminally Related Matters	2018	2	-	-	-	-	-	-	-	-	-	-	-	-	2	2	2
		2017	-	-	2	5	8	11	3	3	2	8	2	6	0	0	↔	50
	Miscellaneous	2018	38	-	-	-	-	-	-	-	-	-	-	-	38	8.6%	38	
		2017	35	39	34	23	34	26	22	30	34	30	28	31	35	35	▲	366
	Other	2018	17	-	-	-	-	-	-	-	-	-	-	-	17	-10.5%	17	
		2017	19	21	17	16	9	13	12	14	11	13	8	9	19	19	▼	162

January 2017 -- January 2018 Filings

Dashboard

Court: Waynesboro Circuit

Circuit/Court ID: 25

Start/End Date: Jan-17 / Jan-18

225820

2017 Average Month: 176

Type of Case: Filings

Jan-Jan 2017: 170

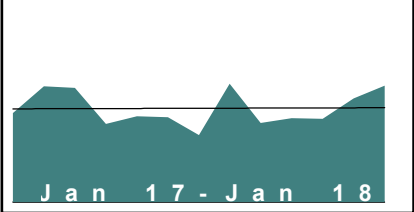
2018 Average Month:222

Filings Trending: ▲

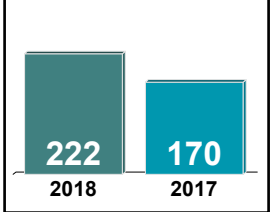
Jan-Jan 2018 : 222

Overall AVG. Month: 179

Monthly Filings Summary



Jan --- Jan Filings



Filings by Division																
		Jan	Feb	Mar	Apr	May	Jun	Jul	Aug	Sep	Oct	Nov	Dec	Thru Jan	% Change	Total
Total	2018	222	-	-	-	-	-	-	-	-	-	-	-	222	30.6%	222
	2017	170	221	218	149	164	162	128	226	151	160	159	198	170	▲	2,106
Civil	2018	32	-	-	-	-	-	-	-	-	-	-	-	32	-15.8%	32
	2017	38	59	73	47	34	48	39	47	30	33	36	29	38	▼	513
Criminal	2018	104	-	-	-	-	-	-	-	-	-	-	-	104	42.5%	104
	2017	73	50	72	40	79	50	37	95	51	71	65	90	73	▲	773
Miscellaneous	2018	39	-	-	-	-	-	-	-	-	-	-	-	39	50.0%	39
	2017	26	35	38	27	30	34	30	46	24	28	31	34	26	▲	383
Other	2018	47	-	-	-	-	-	-	-	-	-	-	-	47	42.4%	47
	2017	33	77	35	35	21	30	22	38	46	28	27	45	33	▲	437

Filings by Division & Case Category																		
			Jan	Feb	Mar	Apr	May	Jun	Jul	Aug	Sep	Oct	Nov	Dec	Thru Jan	% Change	Total	
Civil	Administrative Law	2018	-	-	-	-	-	-	-	-	-	-	-	-	-	0	0	0
		2017	-	-	-	-	1	-	-	-	-	-	-	-	-	0	↔	1
	Contested Divorce	2018	13	-	-	-	-	-	-	-	-	-	-	-	-	13	116.7%	13
		2017	6	12	18	16	11	13	8	8	12	12	13	5	6	6	▲	134
	Domestic and Family - Level 1	2018	-	-	-	-	-	-	-	-	-	-	-	-	-	0	0	0
		2017	-	4	-	1	3	9	13	4	-	-	-	-	3	0	↔	37
	Domestic and Family - Level 2	2018	-	-	-	-	-	-	-	-	-	-	-	-	-	0	-100.0%	0
		2017	5	-	6	3	-	1	2	-	-	2	1	2	2	5	▼	22
	General Civil - Level 1	2018	-	-	-	-	-	-	-	-	-	-	-	-	-	0	-100.0%	0
		2017	2	-	-	-	1	-	-	-	-	-	1	1	2	2	▼	7
	General Civil - Level 2	2018	1	-	-	-	-	-	-	-	-	-	-	-	-	1	1	1
		2017	-	3	2	-	4	1	1	4	1	2	1	1	1	0	↔	20
General Civil - Level 3	2018	-	-	-	-	-	-	-	-	-	-	-	-	-	0	-100.0%	0	
	2017	2	-	1	1	-	9	2	1	-	1	-	-	-	2	▼	17	
Probates/Wills & Trusts - Level 2	2018	-	-	-	-	-	-	-	-	-	-	-	-	-	0	0	0	
	2017	-	-	-	1	-	-	1	-	-	-	-	1	1	0	↔	4	
Uncontested Divorce	2018	18	-	-	-	-	-	-	-	-	-	-	-	-	18	-21.7%	18	
	2017	23	40	46	25	14	15	12	30	17	15	19	15	15	23	▼	271	
Criminal	Felonies and Related Matters	2018	79	-	-	-	-	-	-	-	-	-	-	-	79	33.9%	79	
		2017	59	38	47	28	67	35	25	77	37	53	52	70	59	▲	588	
	Misdemeanor	2018	22	-	-	-	-	-	-	-	-	-	-	-	-	22	100.0%	22
		2017	11	9	25	12	12	14	12	16	14	18	13	17	11	11	▲	173
	Other Criminally Related Matters	2018	3	-	-	-	-	-	-	-	-	-	-	-	-	3	0.0%	3
		2017	3	3	-	-	-	1	-	2	-	-	-	-	3	3	↔	12
Miscellaneous		2018	39	-	-	-	-	-	-	-	-	-	-	-	39	50.0%	39	
		2017	26	35	38	27	30	34	30	46	24	28	31	34	26	▲	383	
Other		2018	47	-	-	-	-	-	-	-	-	-	-	-	47	42.4%	47	
		2017	33	77	35	35	21	30	22	38	46	28	27	45	33	▲	437	

January 2017 -- January 2018 Filings

Dashboard

Court: Clarke Circuit

Start/End Date: Jan-17 / Jan-18

2017 Average Month: 60

Jan-Jan 2017: 78

Filings Trending: ▲

Circuit/Court ID: 26

226043

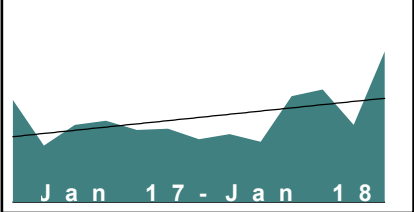
Type of Case: Filings

2018 Average Month:115

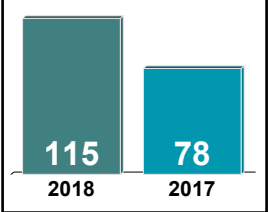
Jan-Jan 2018 : 115

Overall AVG. Month: 65

Monthly Filings Summary



Jan --- Jan Filings



Filings by Division																
		Jan	Feb	Mar	Apr	May	Jun	Jul	Aug	Sep	Oct	Nov	Dec	Thru Jan	% Change	Total
Total	2018	115	-	-	-	-	-	-	-	-	-	-	-	115	47.4%	115
	2017	78	43	59	62	55	56	48	52	46	81	86	59	78	▲	725
Civil	2018	10	-	-	-	-	-	-	-	-	-	-	-	10	-37.5%	10
	2017	16	6	10	8	8	6	6	9	6	4	8	5	16	▼	92
Criminal	2018	53	-	-	-	-	-	-	-	-	-	-	-	53	76.7%	53
	2017	30	7	16	25	27	15	6	9	15	36	24	15	30	▲	225
Miscellaneous	2018	51	-	-	-	-	-	-	-	-	-	-	-	51	59.4%	51
	2017	32	30	33	28	20	35	36	34	25	40	54	39	32	▲	406
Other	2018	1	-	-	-	-	-	-	-	-	-	-	-	1	1	1
	2017	-	-	-	1	-	-	-	-	-	1	-	-	0	↔	2

Filings by Division & Case Category																
		Jan	Feb	Mar	Apr	May	Jun	Jul	Aug	Sep	Oct	Nov	Dec	Thru Jan	% Change	Total
Civil	Contested Divorce	2018	-	-	-	-	-	-	-	-	-	-	-	0	0	0
		2017	-	-	1	-	2	-	1	1	-	-	-	0	↔	6
	Domestic and Family - Level 1	2018	-	-	-	-	-	-	-	-	-	-	-	0	0	0
		2017	-	1	2	1	-	1	2	-	1	-	-	0	↔	8
	Domestic and Family - Level 2	2018	1	-	-	-	-	-	-	-	-	-	-	1	1	1
		2017	-	-	1	-	2	-	-	-	-	-	1	0	↔	4
	General Civil - Level 1	2018	-	-	-	-	-	-	-	-	-	-	-	0	0	0
		2017	-	-	-	-	-	-	-	-	-	1	-	0	↔	1
	General Civil - Level 2	2018	3	-	-	-	-	-	-	-	-	-	-	3	0.0%	3
		2017	3	1	1	4	-	1	-	3	3	1	1	3	↔	19
	General Civil - Level 3	2018	2	-	-	-	-	-	-	-	-	-	-	2	-75.0%	2
		2017	8	3	2	-	-	-	1	1	1	1	-	8	▼	17
Criminal	Probates/Wills & Trusts - Level 1	2018	-	-	-	-	-	-	-	-	-	-	-	0	0	0
		2017	-	-	-	-	-	-	1	-	-	-	-	0	↔	1
	Probates/Wills & Trusts - Level 2	2018	2	-	-	-	-	-	-	-	-	-	-	2	100.0%	2
		2017	1	-	-	1	1	1	-	1	-	-	-	1	▲	5
	Uncontested Divorce	2018	2	-	-	-	-	-	-	-	-	-	-	2	-50.0%	2
		2017	4	1	3	2	3	3	2	1	1	5	3	4	▼	31
Miscellaneous	Felonies and Related Matters	2018	41	-	-	-	-	-	-	-	-	-	-	41	127.8%	41
		2017	18	2	7	18	21	10	2	6	8	15	20	18	▲	135
	Misdemeanor	2018	11	-	-	-	-	-	-	-	-	-	-	11	37.5%	11
		2017	8	4	9	6	5	5	4	2	6	21	2	8	▲	79
	Other Criminally Related Matters	2018	1	-	-	-	-	-	-	-	-	-	-	1	-75.0%	1
		2017	4	1	-	1	1	-	1	1	-	2	-	4	▼	11
Other	Miscellaneous	2018	51	-	-	-	-	-	-	-	-	-	-	51	59.4%	51
		2017	32	30	33	28	20	35	36	34	25	40	39	32	▲	406
Other	Other	2018	1	-	-	-	-	-	-	-	-	-	-	1	1	1
		2017	-	-	-	1	-	-	-	-	1	-	-	0	↔	2

January 2017 -- January 2018 Filings

Dashboard

Court: Frederick Circuit

Start/End Date: Jan-17 / Jan-18

2017 Average Month: 388

Jan-Jan 2017: 342

Filings Trending: ▲

Circuit/Court ID: 26

226069


Type of Case: Filings

2018 Average Month:424

Jan-Jan 2018 : 424

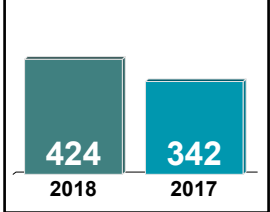
Overall AVG. Month: 391

Monthly Filings Summary



Jan 17 - Jan 18

Jan --- Jan Filings



424 342

2018 2017

Filings by Division																
		Jan	Feb	Mar	Apr	May	Jun	Jul	Aug	Sep	Oct	Nov	Dec	Thru Jan	% Change	Total
Total	2018	424	-	-	-	-	-	-	-	-	-	-	-	424	24.0%	424
	2017	342	438	455	358	418	395	365	384	325	420	437	319	342	▲	4,656
Civil	2018	44	-	-	-	-	-	-	-	-	-	-	-	44	-8.3%	44
	2017	48	49	55	41	55	58	54	36	56	41	41	43	48	▼	577
Criminal	2018	116	-	-	-	-	-	-	-	-	-	-	-	116	-1.7%	116
	2017	118	184	230	126	219	190	156	157	115	196	186	107	118	▼	1,984
Miscellaneous	2018	257	-	-	-	-	-	-	-	-	-	-	-	257	46.0%	257
	2017	176	205	168	191	144	147	155	191	154	183	206	167	176	▲	2,087
Other	2018	7	-	-	-	-	-	-	-	-	-	-	-	7	7	7
	2017	-	-	2	-	-	-	-	-	-	-	-	4	2	0	↔

Filings by Division & Case Category																		
			Jan	Feb	Mar	Apr	May	Jun	Jul	Aug	Sep	Oct	Nov	Dec	Thru Jan	% Change	Total	
Civil	Administrative Law	2018	-	-	-	-	-	-	-	-	-	-	-	-	-	0	0	0
		2017	-	-	-	-	-	1	-	-	-	-	-	-	-	0	↔	1
	Contested Divorce	2018	3	-	-	-	-	-	-	-	-	-	-	-	-	3	-50.0%	3
		2017	6	8	9	4	8	10	7	4	8	3	6	4	6	6	▼	77
	Domestic and Family - Level 1	2018	4	-	-	-	-	-	-	-	-	-	-	-	-	4	0.0%	4
		2017	4	5	6	6	5	5	3	2	4	6	4	6	4	4	↔	56
	Domestic and Family - Level 2	2018	5	-	-	-	-	-	-	-	-	-	-	-	-	5	150.0%	5
		2017	2	2	4	2	3	2	5	4	7	1	3	1	2	2	▲	36
	General Civil - Level 1	2018	1	-	-	-	-	-	-	-	-	-	-	-	-	1	1	1
		2017	-	-	-	-	-	-	1	-	2	-	-	-	-	0	↔	3
	General Civil - Level 2	2018	4	-	-	-	-	-	-	-	-	-	-	-	-	4	-63.6%	4
		2017	11	3	11	10	10	14	10	3	11	4	7	11	11	11	▼	105
	General Civil - Level 3	2018	4	-	-	-	-	-	-	-	-	-	-	-	-	4	100.0%	4
		2017	2	1	5	2	1	2	3	3	3	2	8	6	2	2	▲	38
Probates/Wills & Trusts - Level 1	2018	-	-	-	-	-	-	-	-	-	-	-	-	-	0	-100.0%	0	
	2017	1	1	-	-	-	-	-	-	-	-	-	-	-	1	▼	2	
Probates/Wills & Trusts - Level 2	2018	3	-	-	-	-	-	-	-	-	-	-	-	-	3	50.0%	3	
	2017	2	3	2	4	3	1	4	3	1	8	3	-	2	2	▲	34	
Uncontested Divorce	2018	20	-	-	-	-	-	-	-	-	-	-	-	-	20	0.0%	20	
	2017	20	26	18	13	25	23	21	17	20	17	10	15	20	20	↔	225	
Criminal	Capital Murder	2018	-	-	-	-	-	-	-	-	-	-	-	-	-	0	0	0
		2017	-	1	-	-	-	-	-	-	-	-	-	-	-	0	↔	1
	Felonies and Related Matters	2018	89	-	-	-	-	-	-	-	-	-	-	-	-	89	-10.1%	89
		2017	99	153	194	98	160	160	125	104	80	159	141	80	99	99	▼	1,553
	Misdemeanor	2018	25	-	-	-	-	-	-	-	-	-	-	-	-	25	47.1%	25
		2017	17	28	32	18	54	25	27	42	30	35	41	22	17	17	▲	371
	Other Criminally Related Matters	2018	2	-	-	-	-	-	-	-	-	-	-	-	-	2	0.0%	2
2017		2	2	4	10	5	5	4	11	5	2	4	5	2	2	↔	59	
	Miscellaneous	2018	257	-	-	-	-	-	-	-	-	-	-	-	-	257	46.0%	257
		2017	176	205	168	191	144	147	155	191	154	183	206	167	176	176	▲	2,087
	Other	2018	7	-	-	-	-	-	-	-	-	-	-	-	-	7	7	7
		2017	-	-	2	-	-	-	-	-	-	-	4	2	0	0	↔	8

January 2017 -- January 2018 Filings

Dashboard

Court: Page Circuit

Start/End Date: Jan-17 / Jan-18

2017 Average Month: 164

Jan-Jan 2017: 132

Filings Trending: ▲

Circuit/Court ID: 26

226139


Type of Case: Filings

2018 Average Month:190

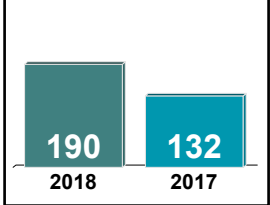
Jan-Jan 2018 : 190

Overall AVG. Month: 166

Monthly Filings Summary



Jan --- Jan Filings



Filings by Division																
		Jan	Feb	Mar	Apr	May	Jun	Jul	Aug	Sep	Oct	Nov	Dec	Thru Jan	% Change	Total
Total	2018	190	-	-	-	-	-	-	-	-	-	-	-	190	43.9%	190
	2017	132	194	176	126	147	166	154	204	173	147	185	164	132	▲	1,968
Civil	2018	15	-	-	-	-	-	-	-	-	-	-	-	15	15.4%	15
	2017	13	17	25	14	15	18	13	14	14	19	17	8	13	▲	187
Criminal	2018	106	-	-	-	-	-	-	-	-	-	-	-	106	39.5%	106
	2017	76	121	87	84	93	96	101	129	114	83	117	101	76	▲	1,202
Miscellaneous	2018	65	-	-	-	-	-	-	-	-	-	-	-	65	62.5%	65
	2017	40	51	63	28	39	52	38	61	43	45	50	55	40	▲	565
Other	2018	4	-	-	-	-	-	-	-	-	-	-	-	4	33.3%	4
	2017	3	5	1	-	-	-	2	-	2	-	1	-	3	▲	14

Filings by Division & Case Category																
		Jan	Feb	Mar	Apr	May	Jun	Jul	Aug	Sep	Oct	Nov	Dec	Thru Jan	% Change	Total
Civil	Administrative Law	2018	-	-	-	-	-	-	-	-	-	-	-	0	0	0
		2017	-	-	-	-	-	-	-	-	-	1	-	0	↔	1
	Contested Divorce	2018	3	-	-	-	-	-	-	-	-	-	-	3	50.0%	3
		2017	2	2	4	3	4	6	1	3	-	2	-	2	▲	30
	Domestic and Family - Level 1	2018	-	-	-	-	-	-	-	-	-	-	-	0	0	0
		2017	-	-	-	-	2	1	-	3	2	1	-	0	↔	9
	Domestic and Family - Level 2	2018	1	-	-	-	-	-	-	-	-	-	-	1	0.0%	1
		2017	1	1	2	2	1	1	2	1	-	3	1	1	↔	16
	General Civil - Level 1	2018	-	-	-	-	-	-	-	-	-	-	-	0	0	0
		2017	-	-	-	-	1	-	-	-	-	-	-	0	↔	1
	General Civil - Level 2	2018	1	-	-	-	-	-	-	-	-	-	-	1	-50.0%	1
		2017	2	1	3	4	2	3	1	2	5	3	5	2	▼	32
	General Civil - Level 3	2018	6	-	-	-	-	-	-	-	-	-	-	6	500.0%	6
		2017	1	-	5	-	1	3	2	1	3	3	4	1	▲	25
Criminal	Probates/Wills & Trusts - Level 1	2018	-	-	-	-	-	-	-	-	-	-	-	0	0	0
		2017	-	1	1	-	-	-	-	-	-	-	-	0	↔	2
	Probates/Wills & Trusts - Level 2	2018	-	-	-	-	-	-	-	-	-	-	-	0	-100.0%	0
		2017	1	1	1	-	1	-	-	-	3	2	-	1	▼	9
	Protective Orders	2018	-	-	-	-	-	-	-	-	-	-	-	0	0	0
		2017	-	-	1	-	-	-	-	-	1	-	-	0	↔	2
	Uncontested Divorce	2018	4	-	-	-	-	-	-	-	-	-	-	4	-33.3%	4
		2017	6	11	8	5	4	3	7	4	4	3	4	1	▼	60
	Felonies and Related Matters	2018	69	-	-	-	-	-	-	-	-	-	-	69	25.5%	69
		2017	55	75	55	46	69	83	73	94	91	55	92	55	▲	861
Miscellaneous	Misdemeanor	2018	35	-	-	-	-	-	-	-	-	-	-	35	66.7%	35
		2017	21	42	29	38	22	11	25	33	23	20	25	21	▲	313
	Other Criminally Related Matters	2018	2	-	-	-	-	-	-	-	-	-	-	2	2	2
		2017	-	4	3	-	2	2	3	2	-	8	-	0	↔	28
Other	Miscellaneous	2018	65	-	-	-	-	-	-	-	-	-	-	65	62.5%	65
		2017	40	51	63	28	39	52	38	61	43	45	50	40	▲	565
Other	Other	2018	4	-	-	-	-	-	-	-	-	-	-	4	33.3%	4
		2017	3	5	1	-	-	-	2	-	2	-	1	3	▲	14

January 2017 -- January 2018 Filings

Dashboard

Court: Rockingham Circuit

Circuit/Court ID: 26

Start/End Date: Jan-17 / Jan-18

226165

2017 Average Month: 590

Type of Case: Filings

Jan-Jan 2017: 606

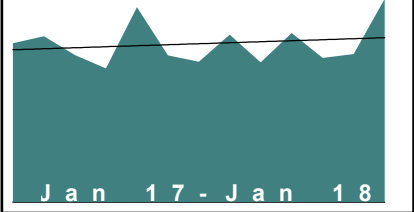
2018 Average Month: 776

Filings Trending: ▲

Jan-Jan 2018 : 776

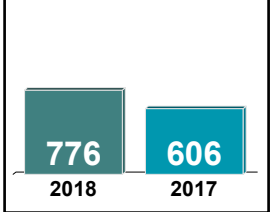
Overall AVG. Month: 605

Monthly Filings Summary



Jan 17 - Jan 18

Jan --- Jan Filings



776 2018

606 2017

Filings by Division																
		Jan	Feb	Mar	Apr	May	Jun	Jul	Aug	Sep	Oct	Nov	Dec	Thru Jan	% Change	Total
Total	2018	776	-	-	-	-	-	-	-	-	-	-	-	776	28.1%	776
	2017	606	633	562	510	744	560	536	640	533	646	550	565	606	▲	7,085
Civil	2018	81	-	-	-	-	-	-	-	-	-	-	-	81	-20.6%	81
	2017	102	105	90	73	127	85	70	85	101	107	57	52	102	▼	1,054
Criminal	2018	338	-	-	-	-	-	-	-	-	-	-	-	338	42.6%	338
	2017	237	217	203	205	347	229	258	302	207	267	213	223	237	▲	2,908
Miscellaneous	2018	259	-	-	-	-	-	-	-	-	-	-	-	259	43.9%	259
	2017	180	242	216	180	172	160	134	174	165	199	219	221	180	▲	2,262
Other	2018	98	-	-	-	-	-	-	-	-	-	-	-	98	12.6%	98
	2017	87	69	53	52	98	86	74	79	60	73	61	69	87	▲	861

Filings by Division & Case Category																
		Jan	Feb	Mar	Apr	May	Jun	Jul	Aug	Sep	Oct	Nov	Dec	Thru Jan	% Change	Total
Civil	Administrative Law	2018	-	-	-	-	-	-	-	-	-	-	-	0	0	0
		2017	-	1	-	1	1	-	-	1	-	-	2	0	↔	7
	Contested Divorce	2018	10	-	-	-	-	-	-	-	-	-	-	10	-60.0%	10
		2017	25	21	14	13	15	11	6	16	20	11	2	25	▼	164
	Domestic and Family - Level 1	2018	8	-	-	-	-	-	-	-	-	-	-	8	-27.3%	8
		2017	11	5	7	6	50	17	11	14	12	27	8	11	▼	172
	Domestic and Family - Level 2	2018	13	-	-	-	-	-	-	-	-	-	-	13	333.3%	13
		2017	3	10	10	5	5	8	1	3	8	5	7	3	▲	70
	General Civil - Level 1	2018	5	-	-	-	-	-	-	-	-	-	-	5	400.0%	5
		2017	1	2	4	1	-	1	-	2	-	1	1	1	▲	13
	General Civil - Level 2	2018	10	-	-	-	-	-	-	-	-	-	-	10	-28.6%	10
		2017	14	20	22	18	15	14	9	17	11	9	12	14	▼	171
	General Civil - Level 3	2018	5	-	-	-	-	-	-	-	-	-	-	5	-16.7%	5
		2017	6	7	3	2	4	7	12	5	3	6	10	6	▼	66
	Probates/Wills & Trusts - Level 1	2018	-	-	-	-	-	-	-	-	-	-	-	0	0	0
		2017	-	2	-	-	-	1	-	-	-	-	1	0	↔	4
Criminal	Probates/Wills & Trusts - Level 2	2018	2	-	-	-	-	-	-	-	-	-	-	2	2	2
		2017	-	1	2	2	1	3	-	1	1	5	2	0	↔	20
	Protective Orders	2018	1	-	-	-	-	-	-	-	-	-	-	1	-50.0%	1
		2017	2	2	1	2	1	1	4	1	1	4	3	2	▼	23
	Uncontested Divorce	2018	27	-	-	-	-	-	-	-	-	-	-	27	-32.5%	27
		2017	40	34	27	23	35	22	26	42	40	14	13	40	▼	344
	Capital Murder	2018	-	-	-	-	-	-	-	-	-	-	-	0	0	0
		2017	-	-	-	-	-	-	4	-	2	-	1	0	↔	7
	Felonies and Related Matters	2018	285	-	-	-	-	-	-	-	-	-	-	285	51.6%	285
		2017	188	165	150	170	278	192	215	251	177	199	156	188	▲	2,332
	Misdemeanor	2018	47	-	-	-	-	-	-	-	-	-	-	47	4.4%	47
		2017	45	49	41	31	58	34	35	41	29	55	48	45	▲	492
	Other Criminally Related Matters	2018	6	-	-	-	-	-	-	-	-	-	-	6	50.0%	6
		2017	4	3	12	4	11	3	8	6	1	11	9	4	▲	77
	Miscellaneous	2018	259	-	-	-	-	-	-	-	-	-	-	259	43.9%	259
		2017	180	242	216	180	172	160	134	174	165	199	219	180	▲	2,262
	Other	2018	98	-	-	-	-	-	-	-	-	-	-	98	12.6%	98
		2017	87	69	53	52	98	86	74	79	60	73	61	87	▲	861

January 2017 -- January 2018 Filings

Dashboard

Court: Shenandoah Circuit

Start/End Date: Jan-17 / Jan-18

2017 Average Month: 275

Jan-Jan 2017: 242

Filings Trending: ▲

Circuit/Court ID: 26

226171

Type of Case: Filings

2018 Average Month:257

Jan-Jan 2018 : 257

Overall AVG. Month: 273

Monthly Filings Summary

Jan 17 - Jan 18

Jan --- Jan Filings

257

2018

242

2017

Filings by Division																
		Jan	Feb	Mar	Apr	May	Jun	Jul	Aug	Sep	Oct	Nov	Dec	Thru Jan	% Change	Total
Total	2018	257	-	-	-	-	-	-	-	-	-	-	-	257	6.2%	257
	2017	242	433	281	186	296	362	205	276	208	328	239	242	242	▲	3,298
Civil	2018	19	-	-	-	-	-	-	-	-	-	-	-	19	-29.6%	19
	2017	27	27	21	21	38	36	24	22	17	28	29	17	27	▼	307
Criminal	2018	68	-	-	-	-	-	-	-	-	-	-	-	68	-19.0%	68
	2017	84	259	133	49	124	140	89	125	80	171	77	107	84	▼	1,438
Miscellaneous	2018	127	-	-	-	-	-	-	-	-	-	-	-	127	19.8%	127
	2017	106	108	103	84	81	102	65	100	90	83	98	96	106	▲	1,116
Other	2018	43	-	-	-	-	-	-	-	-	-	-	-	43	72.0%	43
	2017	25	39	24	32	53	84	27	29	21	46	35	22	25	▲	437

Filings by Division & Case Category																		
			Jan	Feb	Mar	Apr	May	Jun	Jul	Aug	Sep	Oct	Nov	Dec	Thru Jan	% Change	Total	
Civil	Administrative Law	2018	-	-	-	-	-	-	-	-	-	-	-	-	-	0	0	0
		2017	-	-	-	-	-	1	-	1	-	1	2	-	0	↔	5	
	Contested Divorce	2018	5	-	-	-	-	-	-	-	-	-	-	-	-	5	66.7%	5
		2017	3	5	5	5	5	6	4	4	4	5	6	4	3	▲	56	
	Domestic and Family - Level 1	2018	-	-	-	-	-	-	-	-	-	-	-	-	-	0	-100.0%	0
		2017	4	6	1	2	10	5	1	3	2	6	4	1	4	▼	45	
	Domestic and Family - Level 2	2018	-	-	-	-	-	-	-	-	-	-	-	-	-	0	0	0
		2017	-	-	1	1	3	1	-	-	-	1	-	-	-	0	↔	7
	General Civil - Level 1	2018	1	-	-	-	-	-	-	-	-	-	-	-	-	1	1	1
		2017	-	2	-	-	-	-	-	-	-	1	-	-	-	0	↔	3
	General Civil - Level 2	2018	2	-	-	-	-	-	-	-	-	-	-	-	-	2	-60.0%	2
		2017	5	2	2	4	6	9	6	2	4	2	4	2	5	▼	48	
	General Civil - Level 3	2018	-	-	-	-	-	-	-	-	-	-	-	-	-	0	-100.0%	0
		2017	5	2	-	-	1	4	2	4	2	2	4	2	5	▼	28	
Probates/Wills & Trusts - Level 1	2018	1	-	-	-	-	-	-	-	-	-	-	-	-	1	1	1	
	2017	-	-	-	-	-	-	-	-	-	-	-	-	-	0	↔	0	
Probates/Wills & Trusts - Level 2	2018	1	-	-	-	-	-	-	-	-	-	-	-	-	1	0.0%	1	
	2017	1	-	-	3	1	2	-	1	-	1	-	-	1	1	↔	9	
Uncontested Divorce	2018	9	-	-	-	-	-	-	-	-	-	-	-	-	9	0.0%	9	
	2017	9	10	12	6	12	8	11	7	4	10	9	8	9	9	↔	106	
Criminal	Felonies and Related Matters	2018	54	-	-	-	-	-	-	-	-	-	-	-	54	1.9%	54	
		2017	53	227	74	23	76	79	59	86	45	98	56	74	53	▲	950	
	Misdemeanor	2018	14	-	-	-	-	-	-	-	-	-	-	-	-	14	-50.0%	14
		2017	28	30	55	21	43	34	22	35	22	55	17	32	28	▼	394	
	Other Criminally Related Matters	2018	-	-	-	-	-	-	-	-	-	-	-	-	-	0	-100.0%	0
		2017	3	2	4	5	5	27	8	4	13	18	4	1	3	▼	94	
Miscellaneous	Other	2018	43	-	-	-	-	-	-	-	-	-	-	-	43	72.0%	43	
		2017	25	39	24	32	53	84	27	29	21	46	35	22	25	▲	437	

January 2017 -- January 2018 Filings

Dashboard

Court: Warren Circuit

Start/End Date: Jan 17 / Jan-18

2017 Average Month: 287

Jan-Jan 2017: 309

Filings Trending: ▲

Circuit/Court ID: 26

226187

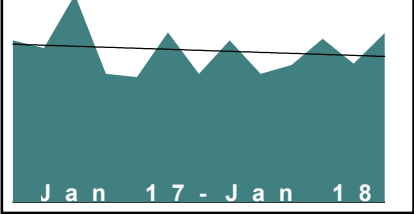
Type of Case: Filings

2018 Average Month:323

Jan-Jan 2018 : 323

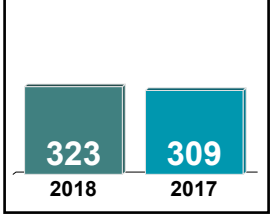
Overall AVG. Month: 290

Monthly Filings Summary



Jan 17 - Jan 18

Jan --- Jan Filings



323 2018

309 2017

Filings by Division																
		Jan	Feb	Mar	Apr	May	Jun	Jul	Aug	Sep	Oct	Nov	Dec	Thru Jan	% Change	Total
Total	2018	323	-	-	-	-	-	-	-	-	-	-	-	323	4.5%	323
	2017	309	294	396	245	239	324	245	309	245	262	312	264	309	▲	3,444
Civil	2018	42	-	-	-	-	-	-	-	-	-	-	-	42	0.0%	42
	2017	42	47	66	43	29	59	47	44	52	38	37	32	42	↔	536
Criminal	2018	106	-	-	-	-	-	-	-	-	-	-	-	106	-13.8%	106
	2017	123	61	157	77	58	67	71	119	67	73	128	89	123	▼	1,090
Miscellaneous	2018	139	-	-	-	-	-	-	-	-	-	-	-	139	51.1%	139
	2017	92	109	106	69	96	90	87	97	85	97	95	100	92	▲	1,123
Other	2018	36	-	-	-	-	-	-	-	-	-	-	-	36	-30.8%	36
	2017	52	77	67	56	56	108	40	49	41	54	52	43	52	▼	695

Filings by Division & Case Category																
		Jan	Feb	Mar	Apr	May	Jun	Jul	Aug	Sep	Oct	Nov	Dec	Thru Jan	% Change	Total
Civil	Administrative Law	2018	1	-	-	-	-	-	-	-	-	-	-	1	1	1
		2017	-	-	-	-	-	-	-	-	-	-	-	0	↔	0
	Contested Divorce	2018	6	-	-	-	-	-	-	-	-	-	-	6	-53.8%	6
		2017	13	7	11	6	4	12	6	5	10	4	9	13	▼	94
	Domestic and Family - Level 1	2018	1	-	-	-	-	-	-	-	-	-	-	1	-66.7%	1
		2017	3	13	10	6	-	7	4	6	4	5	5	3	▼	63
	Domestic and Family - Level 2	2018	5	-	-	-	-	-	-	-	-	-	-	5	400.0%	5
		2017	1	2	2	1	2	6	2	1	1	-	1	3	▲	22
	General Civil - Level 1	2018	-	-	-	-	-	-	-	-	-	-	-	0	0	0
		2017	-	-	-	1	-	1	-	-	1	-	-	0	↔	3
	General Civil - Level 2	2018	4	-	-	-	-	-	-	-	-	-	-	4	-33.3%	4
		2017	6	3	8	5	3	7	9	3	6	4	3	6	▼	59
	General Civil - Level 3	2018	5	-	-	-	-	-	-	-	-	-	-	5	400.0%	5
		2017	1	3	6	2	4	2	4	4	7	5	1	1	▲	40
	Probates/Wills & Trusts - Level 1	2018	-	-	-	-	-	-	-	-	-	-	-	0	0	0
		2017	-	-	1	-	-	-	-	-	-	-	-	0	↔	1
Criminal	Probates/Wills & Trusts - Level 2	2018	3	-	-	-	-	-	-	-	-	-	-	3	50.0%	3
		2017	2	-	2	1	-	2	3	-	1	-	-	2	▲	11
	Protective Orders	2018	-	-	-	-	-	-	-	-	-	-	-	0	0	0
		2017	-	-	-	-	-	-	-	-	1	-	-	0	↔	1
	Uncontested Divorce	2018	17	-	-	-	-	-	-	-	-	-	-	17	6.3%	17
		2017	16	19	26	21	16	29	16	27	21	19	18	16	▲	242
Miscellaneous	Felonies and Related Matters	2018	86	-	-	-	-	-	-	-	-	-	-	86	-14.0%	86
		2017	100	50	129	58	46	47	59	75	50	47	83	100	▼	812
	Misdemeanor	2018	15	-	-	-	-	-	-	-	-	-	-	15	-31.8%	15
		2017	22	8	26	17	7	10	10	36	15	20	42	22	▼	226
	Other Criminally Related Matters	2018	5	-	-	-	-	-	-	-	-	-	-	5	400.0%	5
		2017	1	3	2	2	5	10	2	8	2	6	3	1	▲	52
Other	Miscellaneous	2018	139	-	-	-	-	-	-	-	-	-	-	139	51.1%	139
		2017	92	109	106	69	96	90	87	97	85	97	95	92	▲	1,123
Other	Other	2018	36	-	-	-	-	-	-	-	-	-	-	36	-30.8%	36
		2017	52	77	67	56	56	108	40	49	41	54	52	52	▼	695

January 2017 -- January 2018 Filings

Dashboard

Court: Winchester Circuit

Circuit/Court ID: 26

Start/End Date: Jan-17 / Jan-18

226840

2017 Average Month: 171

Type of Case: Filings

Jan-Jan 2017: 184


2018 Average Month:197

Filings Trending: ▲

Jan-Jan 2018 : 197

Overall AVG. Month: 173

Monthly Filings Summary



Jan --- Jan Filings

197

2018

184

2017

Filings by Division																
		Jan	Feb	Mar	Apr	May	Jun	Jul	Aug	Sep	Oct	Nov	Dec	Thru Jan	% Change	Total
Total	2018	197	-	-	-	-	-	-	-	-	-	-	-	197	7.1%	197
	2017	184	167	227	143	190	162	142	163	177	177	160	164	184	▲	2,056
Civil	2018	22	-	-	-	-	-	-	-	-	-	-	-	22	-31.3%	22
	2017	32	26	33	13	24	23	17	21	21	33	18	23	32	▼	284
Criminal	2018	127	-	-	-	-	-	-	-	-	-	-	-	127	21.0%	127
	2017	105	101	150	94	124	95	82	106	122	93	102	100	105	▲	1,274
Miscellaneous	2018	45	-	-	-	-	-	-	-	-	-	-	-	45	2.3%	45
	2017	44	37	42	34	41	43	41	36	32	51	38	38	44	▲	477
Other	2018	3	-	-	-	-	-	-	-	-	-	-	-	3	0.0%	3
	2017	3	3	2	2	1	1	2	-	2	-	2	3	3	↔	21

Filings by Division & Case Category																		
			Jan	Feb	Mar	Apr	May	Jun	Jul	Aug	Sep	Oct	Nov	Dec	Thru Jan	% Change	Total	
Civil	Administrative Law	2018	1	-	-	-	-	-	-	-	-	-	-	-	-	1	0.0%	1
		2017	1	-	-	-	-	-	-	-	2	-	-	-	-	1	↔	3
	Contested Divorce	2018	6	-	-	-	-	-	-	-	-	-	-	-	-	6	100.0%	6
		2017	3	1	4	1	2	4	2	3	5	6	1	4	3	3	▲	36
	Domestic and Family - Level 1	2018	-	-	-	-	-	-	-	-	-	-	-	-	-	0	-100.0%	0
		2017	7	8	10	3	2	6	5	4	2	4	3	4	7	7	▼	58
	Domestic and Family - Level 2	2018	4	-	-	-	-	-	-	-	-	-	-	-	-	4	100.0%	4
		2017	2	-	-	-	2	1	-	1	2	2	-	1	2	2	▲	11
	General Civil - Level 1	2018	2	-	-	-	-	-	-	-	-	-	-	-	-	2	0.0%	2
		2017	2	1	-	1	1	2	1	1	1	1	2	-	2	2	↔	13
	General Civil - Level 2	2018	4	-	-	-	-	-	-	-	-	-	-	-	-	4	-42.9%	4
		2017	7	3	8	4	5	3	2	3	6	8	5	5	7	7	▼	59
General Civil - Level 3	2018	1	-	-	-	-	-	-	-	-	-	-	-	-	1	0.0%	1	
	2017	1	2	2	1	-	1	-	-	-	3	5	1	1	1	↔	17	
Probates/Wills & Trusts - Level 2	2018	-	-	-	-	-	-	-	-	-	-	-	-	-	0	0	0	
	2017	-	3	-	-	3	1	2	-	1	-	-	-	1	0	↔	11	
Uncontested Divorce	2018	4	-	-	-	-	-	-	-	-	-	-	-	-	4	-55.6%	4	
	2017	9	8	9	3	9	5	5	7	1	7	6	7	9	9	▼	76	
Criminal	Felonies and Related Matters	2018	106	-	-	-	-	-	-	-	-	-	-	-	106	37.7%	106	
		2017	77	69	116	63	95	75	67	83	89	75	70	71	77	77	▲	950
	Misdemeanor	2018	18	-	-	-	-	-	-	-	-	-	-	-	-	18	-30.8%	18
		2017	26	30	31	30	27	17	15	22	28	18	29	28	26	26	▼	301
	Other Criminally Related Matters	2018	3	-	-	-	-	-	-	-	-	-	-	-	-	3	50.0%	3
		2017	2	2	3	1	2	3	-	1	5	-	3	1	2	2	▲	23
	Miscellaneous	2018	45	-	-	-	-	-	-	-	-	-	-	-	45	2.3%	45	
		2017	44	37	42	34	41	43	41	36	32	51	38	38	44	44	▲	477
	Other	2018	3	-	-	-	-	-	-	-	-	-	-	-	3	0.0%	3	
		2017	3	3	2	2	1	1	2	-	2	-	2	3	3	3	↔	21

January 2017 -- January 2018 Filings

Dashboard

Court: Bland Circuit

Start/End Date: Jan-17 / Jan-18

2017 Average Month: 39

Jan-Jan 2017: 26

Filings Trending: ▲

Circuit/Court ID: 27

227021


Type of Case: Filings

2018 Average Month:32

Jan-Jan 2018 : 32

Overall AVG. Month: 39

Monthly Filings Summary



Jan --- Jan Filings

32

2018

26

2017

Filings by Division																
		Jan	Feb	Mar	Apr	May	Jun	Jul	Aug	Sep	Oct	Nov	Dec	Thru Jan	% Change	Total
Total	2018	32	-	-	-	-	-	-	-	-	-	-	-	32	23.1%	32
	2017	26	38	51	32	50	40	25	39	38	40	43	49	26	▲	471
Civil	2018	4	-	-	-	-	-	-	-	-	-	-	-	4	-20.0%	4
	2017	5	5	9	4	7	7	2	3	4	13	5	5	5	▼	69
Criminal	2018	1	-	-	-	-	-	-	-	-	-	-	-	1	-85.7%	1
	2017	7	7	19	8	17	5	2	15	11	10	5	14	7	▼	120
Miscellaneous	2018	27	-	-	-	-	-	-	-	-	-	-	-	27	107.7%	27
	2017	13	26	21	20	26	28	21	21	23	17	33	30	13	▲	279
Other	2018	-	-	-	-	-	-	-	-	-	-	-	-	0	-100.0%	0
	2017	1	-	2	-	-	-	-	-	-	-	-	-	1	▼	3

Filings by Division & Case Category																
		Jan	Feb	Mar	Apr	May	Jun	Jul	Aug	Sep	Oct	Nov	Dec	Thru Jan	% Change	Total
Civil	Administrative Law	2018	-	-	-	-	-	-	-	-	-	-	-	0	-100.0%	0
		2017	1	-	-	-	-	-	-	-	-	-	-	1	▼	1
	Contested Divorce	2018	3	-	-	-	-	-	-	-	-	-	-	3	200.0%	3
		2017	1	1	-	1	2	-	-	1	2	-	1	1	▲	9
	Domestic and Family - Level 1	2018	-	-	-	-	-	-	-	-	-	-	-	0	0	0
		2017	-	-	2	-	1	-	-	-	8	1	-	0	↔	12
	Domestic and Family - Level 2	2018	-	-	-	-	-	-	-	-	-	-	-	0	0	0
		2017	-	-	-	-	-	-	-	-	-	-	1	0	↔	1
	General Civil - Level 1	2018	-	-	-	-	-	-	-	-	-	-	-	0	0	0
		2017	-	-	-	-	-	-	1	-	-	-	-	0	↔	1
	General Civil - Level 2	2018	-	-	-	-	-	-	-	-	-	-	-	0	-100.0%	0
		2017	1	1	3	2	1	2	1	1	1	2	1	1	▼	17
	General Civil - Level 3	2018	-	-	-	-	-	-	-	-	-	-	-	0	0	0
		2017	-	-	1	-	1	-	-	-	-	2	1	0	↔	5
Criminal	Probates/Wills & Trusts - Level 2	2018	-	-	-	-	-	-	-	-	-	-	-	0	0	0
		2017	-	-	1	-	-	-	-	-	-	-	-	0	↔	1
	Uncontested Divorce	2018	1	-	-	-	-	-	-	-	-	-	-	1	-50.0%	1
		2017	2	3	2	1	3	4	1	1	2	2	1	2	▼	22
	Felonies and Related Matters	2018	-	-	-	-	-	-	-	-	-	-	-	0	-100.0%	0
		2017	6	6	19	6	17	3	2	13	7	10	4	6	▼	105
	Misdemeanor	2018	1	-	-	-	-	-	-	-	-	-	-	1	0.0%	1
		2017	1	-	-	1	-	2	-	2	1	-	1	1	↔	9
	Other Criminally Related Matters	2018	-	-	-	-	-	-	-	-	-	-	-	0	0	0
		2017	-	1	-	1	-	-	-	3	-	-	1	0	↔	6
	Miscellaneous	2018	27	-	-	-	-	-	-	-	-	-	-	27	107.7%	27
		2017	13	26	21	20	26	28	21	21	23	17	33	13	▲	279
Other		2018	-	-	-	-	-	-	-	-	-	-	-	0	-100.0%	0
		2017	1	-	2	-	-	-	-	-	-	-	-	1	▼	3

January 2017 -- January 2018 Filings

Dashboard

Court: Carroll Circuit

Start/End Date: Jan-17 / Jan-18

2017 Average Month: 287

Jan-Jan 2017: 226

Filings Trending: ▲

Circuit/Court ID: 27

227035

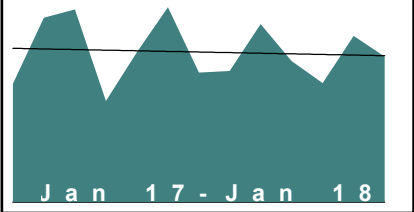
Type of Case: Filings

2018 Average Month:278

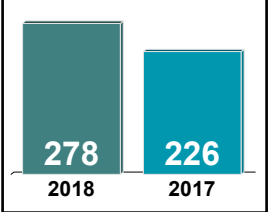
Jan-Jan 2018 : 278

Overall AVG. Month: 287

Monthly Filings Summary



Jan --- Jan Filings



Filings by Division																
		Jan	Feb	Mar	Apr	May	Jun	Jul	Aug	Sep	Oct	Nov	Dec	Thru Jan	% Change	Total
Total	2018	278	-	-	-	-	-	-	-	-	-	-	-	278	23.0%	278
	2017	226	352	368	193	286	372	247	250	340	269	227	317	226	▲	3,447
Civil	2018	24	-	-	-	-	-	-	-	-	-	-	-	24	-22.6%	24
	2017	31	25	50	29	20	39	27	28	37	36	22	24	31	▼	368
Criminal	2018	79	-	-	-	-	-	-	-	-	-	-	-	79	-8.1%	79
	2017	86	186	138	71	156	218	111	111	202	113	64	105	86	▼	1,561
Miscellaneous	2018	157	-	-	-	-	-	-	-	-	-	-	-	157	63.5%	157
	2017	96	118	145	86	91	92	92	98	80	99	127	170	96	▲	1,294
Other	2018	18	-	-	-	-	-	-	-	-	-	-	-	18	38.5%	18
	2017	13	23	35	7	19	23	17	13	21	21	14	18	13	▲	224

Filings by Division & Case Category																		
			Jan	Feb	Mar	Apr	May	Jun	Jul	Aug	Sep	Oct	Nov	Dec	Thru Jan	% Change	Total	
Civil	Administrative Law	2018	2	-	-	-	-	-	-	-	-	-	-	-	-	2	2	2
		2017	-	-	-	-	-	-	1	1	-	2	1	2	0	↔	7	
	Contested Divorce	2018	7	-	-	-	-	-	-	-	-	-	-	-	-	7	40.0%	7
		2017	5	3	5	1	3	3	2	4	5	2	1	3	5	5	▲	37
	Domestic and Family - Level 1	2018	5	-	-	-	-	-	-	-	-	-	-	-	-	5	-61.5%	5
		2017	13	-	22	11	1	10	-	1	14	20	7	2	13	13	▼	101
	Domestic and Family - Level 2	2018	1	-	-	-	-	-	-	-	-	-	-	-	-	1	-50.0%	1
		2017	2	3	3	1	-	2	6	5	3	1	-	-	2	2	▼	28
	General Civil - Level 1	2018	-	-	-	-	-	-	-	-	-	-	-	-	-	0	0	0
		2017	-	-	-	-	1	-	-	-	-	-	1	-	-	0	↔	2
	General Civil - Level 2	2018	1	-	-	-	-	-	-	-	-	-	-	-	-	1	-50.0%	1
		2017	2	4	6	5	6	7	6	4	2	-	1	6	2	2	▼	49
General Civil - Level 3	2018	-	-	-	-	-	-	-	-	-	-	-	-	-	0	-100.0%	0	
	2017	2	4	1	2	1	7	3	3	-	2	6	-	2	2	▼	31	
Probates/Wills & Trusts - Level 2	2018	2	-	-	-	-	-	-	-	-	-	-	-	-	2	2	2	
	2017	-	2	-	-	3	5	2	1	3	-	2	2	0	0	↔	20	
Uncontested Divorce	2018	6	-	-	-	-	-	-	-	-	-	-	-	-	6	-14.3%	6	
	2017	7	9	13	9	5	5	7	9	10	8	4	7	7	7	▼	93	
Criminal	Capital Murder	2018	-	-	-	-	-	-	-	-	-	-	-	-	-	0	0	0
		2017	-	-	-	-	-	1	-	-	-	-	-	-	-	0	↔	1
	Felonies and Related Matters	2018	50	-	-	-	-	-	-	-	-	-	-	-	-	50	-10.7%	50
		2017	56	170	98	55	120	171	89	99	187	90	47	85	56	56	▼	1,267
	Misdemeanor	2018	9	-	-	-	-	-	-	-	-	-	-	-	-	9	-25.0%	9
		2017	12	15	15	5	23	33	14	7	6	13	11	11	12	12	▼	165
	Other Criminally Related Matters	2018	20	-	-	-	-	-	-	-	-	-	-	-	-	20	11.1%	20
		2017	18	1	25	11	13	13	8	5	9	10	6	9	18	18	▲	128
	Miscellaneous	2018	157	-	-	-	-	-	-	-	-	-	-	-	-	157	63.5%	157
		2017	96	118	145	86	91	92	92	98	80	99	127	170	96	96	▲	1,294
	Other	2018	18	-	-	-	-	-	-	-	-	-	-	-	-	18	38.5%	18
		2017	13	23	35	7	19	23	17	13	21	21	14	18	13	13	▲	224

January 2017 -- January 2018 Filings

Dashboard

Court: Floyd Circuit

Start/End Date: Jan-17 / Jan-18

2017 Average Month: 79

Jan-Jan 2017: 85

Filings Trending: ▲

Circuit/Court ID: 27

227063

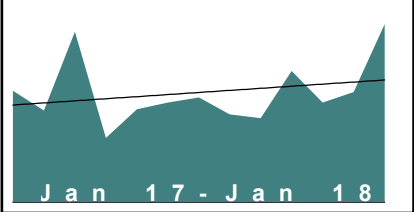
Type of Case: Filings

2018 Average Month:136

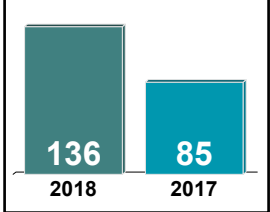
Jan-Jan 2018 : 136

Overall AVG. Month: 84

Monthly Filings Summary



Jan --- Jan Filings



Filings by Division																
		Jan	Feb	Mar	Apr	May	Jun	Jul	Aug	Sep	Oct	Nov	Dec	Thru Jan	% Change	Total
Total	2018	136	-	-	-	-	-	-	-	-	-	-	-	136	60.0%	136
	2017	85	70	130	49	71	76	80	67	64	100	76	84	85	▲	952
Civil	2018	8	-	-	-	-	-	-	-	-	-	-	-	8	-33.3%	8
	2017	12	11	10	8	6	11	10	16	13	9	8	8	12	▼	122
Criminal	2018	71	-	-	-	-	-	-	-	-	-	-	-	71	115.2%	71
	2017	33	14	82	7	33	34	50	12	16	46	14	18	33	▲	359
Miscellaneous	2018	57	-	-	-	-	-	-	-	-	-	-	-	57	42.5%	57
	2017	40	45	38	33	32	31	20	39	33	45	54	57	40	▲	467
Other	2018	-	-	-	-	-	-	-	-	-	-	-	-	0	0	0
	2017	-	-	-	1	-	-	-	-	2	-	-	1	0	↔	4

Filings by Division & Case Category																
		Jan	Feb	Mar	Apr	May	Jun	Jul	Aug	Sep	Oct	Nov	Dec	Thru Jan	% Change	Total
Civil	Contested Divorce	2018	-	-	-	-	-	-	-	-	-	-	-	0	-100.0%	0
		2017	2	-	3	-	1	2	3	7	2	-	4	2	▼	24
	Domestic and Family - Level 1	2018	-	-	-	-	-	-	-	-	-	-	-	0	-100.0%	0
		2017	4	6	-	-	1	-	1	-	1	3	-	4	▼	16
	Domestic and Family - Level 2	2018	1	-	-	-	-	-	-	-	-	-	-	1	0.0%	1
		2017	1	-	-	1	-	1	1	2	1	1	-	1	↔	9
	General Civil - Level 1	2018	-	-	-	-	-	-	-	-	-	-	-	0	0	0
		2017	-	-	-	-	1	-	-	-	-	-	-	0	↔	1
	General Civil - Level 2	2018	2	-	-	-	-	-	-	-	-	-	-	2	0.0%	2
		2017	2	1	2	1	-	1	1	3	1	-	1	2	↔	14
	General Civil - Level 3	2018	2	-	-	-	-	-	-	-	-	-	-	2	100.0%	2
		2017	1	-	1	4	1	4	-	3	-	-	-	1	▲	14
Criminal	Probates/Wills & Trusts - Level 2	2018	2	-	-	-	-	-	-	-	-	-	-	2	0.0%	2
		2017	2	1	1	-	1	1	1	-	-	-	1	2	↔	9
	Uncontested Divorce	2018	1	-	-	-	-	-	-	-	-	-	-	1	1	1
		2017	-	3	3	2	3	2	4	7	-	5	4	0	↔	35
Criminal	Felonies and Related Matters	2018	61	-	-	-	-	-	-	-	-	-	-	61	177.3%	61
		2017	22	11	72	2	23	22	39	9	15	42	7	22	▲	277
	Misdemeanor	2018	8	-	-	-	-	-	-	-	-	-	-	8	-27.3%	8
		2017	11	-	10	5	10	11	9	3	1	4	7	11	▼	76
	Other Criminally Related Matters	2018	2	-	-	-	-	-	-	-	-	-	-	2	2	2
Miscellaneous		2017	-	3	-	-	-	1	2	-	-	-	-	0	↔	6
Miscellaneous		2018	57	-	-	-	-	-	-	-	-	-	-	57	42.5%	57
		2017	40	45	38	33	32	31	20	39	33	45	54	40	▲	467
Other		2018	-	-	-	-	-	-	-	-	-	-	-	0	0	0
		2017	-	-	-	1	-	-	-	2	-	-	1	0	↔	4

January 2017 -- January 2018 Filings

Dashboard

Court: Giles Circuit

Circuit/Court ID: 27

Start/End Date: Jan-17 / Jan-18

227071

2017 Average Month: 124

Type of Case: Filings

Jan-Jan 2017: 137

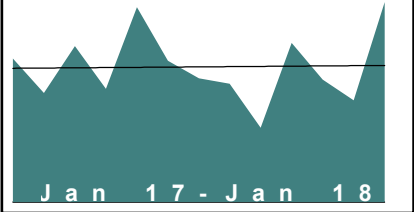
2018 Average Month:191

Filings Trending: ▲

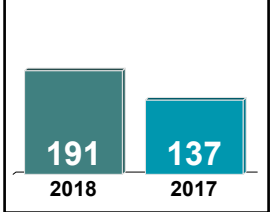
Jan-Jan 2018 : 191

Overall AVG. Month: 129

Monthly Filings Summary



Jan --- Jan Filings



Filings by Division																
		Jan	Feb	Mar	Apr	May	Jun	Jul	Aug	Sep	Oct	Nov	Dec	Thru Jan	% Change	Total
Total	2018	191	-	-	-	-	-	-	-	-	-	-	-	191	39.4%	191
	2017	137	104	149	108	186	135	118	113	71	152	117	97	137	▲	1,487
Civil	2018	14	-	-	-	-	-	-	-	-	-	-	-	14	-12.5%	14
	2017	16	17	19	15	11	14	8	20	15	14	22	11	16	▼	182
Criminal	2018	124	-	-	-	-	-	-	-	-	-	-	-	124	57.0%	124
	2017	79	35	74	56	134	93	74	60	26	91	49	30	79	▲	801
Miscellaneous	2018	53	-	-	-	-	-	-	-	-	-	-	-	53	29.3%	53
	2017	41	52	56	37	40	28	35	33	30	47	46	56	41	▲	501
Other	2018	-	-	-	-	-	-	-	-	-	-	-	-	-	0-100.0%	0
	2017	1	-	-	-	1	-	1	-	-	-	-	-	1	▼	3

Filings by Division & Case Category																		
			Jan	Feb	Mar	Apr	May	Jun	Jul	Aug	Sep	Oct	Nov	Dec	Thru Jan	% Change	Total	
Civil	Administrative Law	2018	1	-	-	-	-	-	-	-	-	-	-	-	-	1	1	1
		2017	-	-	2	-	-	1	-	1	-	-	-	-	-	0	↔	4
	Contested Divorce	2018	1	-	-	-	-	-	-	-	-	-	-	-	-	1	0.0%	1
		2017	1	1	3	2	3	-	-	-	2	-	3	1	1	1	↔	16
	Domestic and Family - Level 1	2018	5	-	-	-	-	-	-	-	-	-	-	-	-	5	-28.6%	5
		2017	7	1	1	5	-	4	1	3	1	2	6	6	7	7	▼	37
	Domestic and Family - Level 2	2018	2	-	-	-	-	-	-	-	-	-	-	-	-	2	-50.0%	2
		2017	4	5	1	-	-	2	-	2	-	1	2	-	4	4	▼	17
	General Civil - Level 1	2018	-	-	-	-	-	-	-	-	-	-	-	-	-	0	-100.0%	0
		2017	1	-	-	-	-	-	-	1	-	2	-	-	-	1	▼	4
	General Civil - Level 2	2018	1	-	-	-	-	-	-	-	-	-	-	-	-	1	0.0%	1
		2017	1	2	2	2	4	4	1	5	1	6	3	2	1	1	↔	33
	General Civil - Level 3	2018	-	-	-	-	-	-	-	-	-	-	-	-	-	0	0	0
		2017	-	1	1	2	2	-	-	3	1	-	-	-	1	0	↔	11
Probates/Wills & Trusts - Level 1	2018	-	-	-	-	-	-	-	-	-	-	-	-	-	0	0	0	
	2017	-	-	-	-	-	-	1	-	-	-	-	-	-	0	↔	1	
Probates/Wills & Trusts - Level 2	2018	1	-	-	-	-	-	-	-	-	-	-	-	-	1	1	1	
	2017	-	1	1	-	-	-	-	1	1	-	2	1	0	0	↔	7	
Uncontested Divorce	2018	3	-	-	-	-	-	-	-	-	-	-	-	-	3	50.0%	3	
	2017	2	6	8	4	2	3	5	4	9	3	6	-	-	2	▲	52	
Criminal	Felonies and Related Matters	2018	109	-	-	-	-	-	-	-	-	-	-	-	-	109	101.9%	109
		2017	54	25	52	43	110	67	49	41	18	76	35	17	54	54	▲	587
	Misdemeanor	2018	11	-	-	-	-	-	-	-	-	-	-	-	-	11	-45.0%	11
		2017	20	10	22	11	21	22	23	16	7	15	13	7	20	20	▼	187
	Other Criminally Related Matters	2018	4	-	-	-	-	-	-	-	-	-	-	-	-	4	-20.0%	4
		2017	5	-	-	2	3	4	2	3	1	-	1	6	5	5	▼	27
Miscellaneous		2018	53	-	-	-	-	-	-	-	-	-	-	-	-	53	29.3%	53
		2017	41	52	56	37	40	28	35	33	30	47	46	56	41	41	▲	501
Other		2018	-	-	-	-	-	-	-	-	-	-	-	-	-	0	-100.0%	0
		2017	1	-	-	-	1	-	1	-	-	-	-	-	-	1	▼	3

January 2017 -- January 2018 Filings

Dashboard

Court: Grayson Circuit

Start/End Date: Jan-17 / Jan-18

2017 Average Month: 145

Jan-Jan 2017: 143

Filings Trending: ▲

Circuit/Court ID: 27

227077

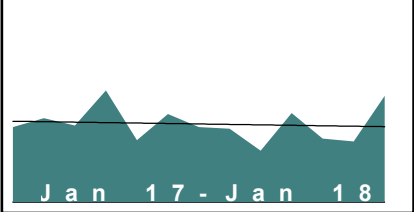
Type of Case: Filings

2018 Average Month:203

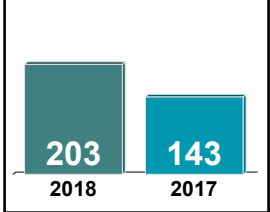
Jan-Jan 2018 : 203

Overall AVG. Month: 149

Monthly Filings Summary



Jan --- Jan Filings



Filings by Division																
		Jan	Feb	Mar	Apr	May	Jun	Jul	Aug	Sep	Oct	Nov	Dec	Thru Jan	% Change	Total
Total	2018	203	-	-	-	-	-	-	-	-	-	-	-	203	42.0%	203
	2017	143	160	146	213	118	168	143	140	98	170	121	116	143	▲	1,736
Civil	2018	24	-	-	-	-	-	-	-	-	-	-	-	24	380.0%	24
	2017	5	14	15	12	10	11	9	13	4	7	8	12	5	▲	120
Criminal	2018	76	-	-	-	-	-	-	-	-	-	-	-	76	1.3%	76
	2017	75	54	45	130	57	90	71	69	41	95	39	31	75	▲	797
Miscellaneous	2018	90	-	-	-	-	-	-	-	-	-	-	-	90	69.8%	90
	2017	53	72	70	55	27	49	47	44	44	57	58	62	53	▲	638
Other	2018	13	-	-	-	-	-	-	-	-	-	-	-	13	30.0%	13
	2017	10	20	16	16	24	18	16	14	9	11	16	11	10	▲	181

Filings by Division & Case Category																
		Jan	Feb	Mar	Apr	May	Jun	Jul	Aug	Sep	Oct	Nov	Dec	Thru Jan	% Change	Total
Civil	Contested Divorce	2018	1	-	-	-	-	-	-	-	-	-	-	1	-50.0%	1
		2017	2	2	2	-	1	1	2	-	-	1	-	2	▼	13
	Domestic and Family - Level 1	2018	4	-	-	-	-	-	-	-	-	-	-	4	300.0%	4
		2017	1	-	1	3	1	4	1	-	1	-	-	1	▲	13
	Domestic and Family - Level 2	2018	1	-	-	-	-	-	-	-	-	-	-	1	0.0%	1
		2017	1	-	1	1	-	-	5	1	1	1	1	1	↔	13
	General Civil - Level 1	2018	-	-	-	-	-	-	-	-	-	-	-	0	0	0
		2017	-	-	-	1	-	-	-	-	-	-	-	0	↔	1
	General Civil - Level 2	2018	3	-	-	-	-	-	-	-	-	-	-	3	3	3
		2017	-	4	-	1	1	1	4	-	1	3	1	0	↔	19
	General Civil - Level 3	2018	10	-	-	-	-	-	-	-	-	-	-	10	10	10
		2017	-	2	2	2	1	1	-	-	1	1	-	0	↔	11
	Probates/Wills & Trusts - Level 2	2018	1	-	-	-	-	-	-	-	-	-	-	1	1	1
		2017	-	1	1	-	-	-	-	-	-	-	1	0	↔	3
Criminal	Protective Orders	2018	-	-	-	-	-	-	-	-	-	-	-	0	0	0
		2017	-	-	-	1	-	1	-	-	-	-	-	0	↔	2
	Uncontested Divorce	2018	4	-	-	-	-	-	-	-	-	-	-	4	300.0%	4
		2017	1	5	8	3	6	3	1	4	2	2	3	1	▲	45
	Felonies and Related Matters	2018	62	-	-	-	-	-	-	-	-	-	-	62	0.0%	62
		2017	62	48	37	118	39	72	60	59	29	70	33	62	↔	654
	Misdemeanor	2018	13	-	-	-	-	-	-	-	-	-	-	13	8.3%	13
		2017	12	6	5	11	14	18	10	10	9	25	5	12	▲	129
	Other Criminally Related Matters	2018	1	-	-	-	-	-	-	-	-	-	-	1	0.0%	1
		2017	1	-	3	1	4	-	1	-	3	-	1	1	↔	14
	Miscellaneous	2018	90	-	-	-	-	-	-	-	-	-	-	90	69.8%	90
		2017	53	72	70	55	27	49	47	44	57	58	62	53	▲	638
	Other	2018	13	-	-	-	-	-	-	-	-	-	-	13	30.0%	13
		2017	10	20	16	16	24	18	16	14	9	11	16	10	▲	181

January 2017 -- January 2018 Filings

Dashboard

Court: Montgomery Circuit

Start/End Date: Jan-17 / Jan-18

2017 Average Month: 452

Jan-Jan 2017: 428

Filings Trending: ▼

Circuit/Court ID: 27

227121

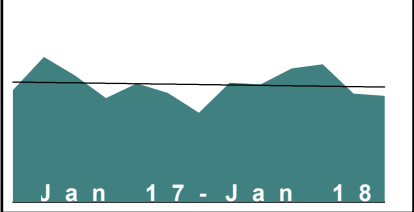
Type of Case: Filings

2018 Average Month:406

Jan-Jan 2018 : 406

Overall AVG. Month: 449

Monthly Filings Summary



Jan 17 - Jan 18

Jan --- Jan Filings

406

2018

428

2017

Filings by Division																
		Jan	Feb	Mar	Apr	May	Jun	Jul	Aug	Sep	Oct	Nov	Dec	Thru Jan	% Change	Total
Total	2018	406	-	-	-	-	-	-	-	-	-	-	-	406	-5.1%	406
	2017	428	554	484	397	453	416	341	456	450	510	526	414	428	▼	5,429
Civil	2018	48	-	-	-	-	-	-	-	-	-	-	-	48	6.7%	48
	2017	45	66	69	61	57	55	60	49	59	61	42	48	45	▲	672
Criminal	2018	106	-	-	-	-	-	-	-	-	-	-	-	106	-35.0%	106
	2017	163	303	140	129	208	170	152	209	171	128	185	139	163	▼	2,097
Miscellaneous	2018	190	-	-	-	-	-	-	-	-	-	-	-	190	19.5%	190
	2017	159	136	173	146	147	148	101	139	175	279	262	185	159	▲	2,050
Other	2018	62	-	-	-	-	-	-	-	-	-	-	-	62	1.6%	62
	2017	61	49	102	61	41	43	28	59	45	42	37	42	61	▲	610

Filings by Division & Case Category																
		Jan	Feb	Mar	Apr	May	Jun	Jul	Aug	Sep	Oct	Nov	Dec	Thru Jan	% Change	Total
Civil	Administrative Law	2018	-	-	-	-	-	-	-	-	-	-	-	0	0	0
		2017	-	1	2	2	-	-	-	-	-	-	-	0	↔	5
	Contested Divorce	2018	6	-	-	-	-	-	-	-	-	-	-	6	20.0%	6
		2017	5	7	7	6	11	6	9	7	8	6	4	9	▲	85
	Domestic and Family - Level 1	2018	6	-	-	-	-	-	-	-	-	-	-	6	500.0%	6
		2017	1	10	7	19	10	10	9	9	21	3	9	1	▲	118
	Domestic and Family - Level 2	2018	4	-	-	-	-	-	-	-	-	-	-	4	33.3%	4
		2017	3	7	5	2	3	3	7	2	4	3	6	-	▲	45
	General Civil - Level 1	2018	-	-	-	-	-	-	-	-	-	-	-	0	0	0
		2017	-	1	2	2	-	7	1	2	1	-	2	0	↔	18
	General Civil - Level 2	2018	10	-	-	-	-	-	-	-	-	-	-	10	-23.1%	10
		2017	13	13	18	11	10	15	7	7	15	7	10	13	▼	134
	General Civil - Level 3	2018	5	-	-	-	-	-	-	-	-	-	-	5	66.7%	5
		2017	3	3	4	3	4	1	3	7	3	6	4	4	▲	45
Criminal	Probates/Wills & Trusts - Level 1	2018	-	-	-	-	-	-	-	-	-	-	-	0	0	0
		2017	-	-	-	-	1	-	-	-	-	-	-	0	↔	1
	Probates/Wills & Trusts - Level 2	2018	1	-	-	-	-	-	-	-	-	-	-	1	-66.7%	1
		2017	3	3	3	1	3	2	5	2	3	5	2	1	▼	33
	Uncontested Divorce	2018	16	-	-	-	-	-	-	-	-	-	-	16	-5.9%	16
		2017	17	21	21	15	16	17	12	14	15	12	13	17	▼	188
	Capital Murder	2018	-	-	-	-	-	-	-	-	-	-	-	0	-100.0%	0
		2017	2	-	-	-	-	-	-	-	-	-	-	2	▼	2
	Felonies and Related Matters	2018	77	-	-	-	-	-	-	-	-	-	-	77	-31.3%	77
		2017	112	258	94	96	154	101	99	148	111	94	116	112	▼	1,471
	Misdemeanor	2018	23	-	-	-	-	-	-	-	-	-	-	23	-50.0%	23
		2017	46	39	37	27	49	56	41	50	53	28	60	46	▼	532
	Other Criminally Related Matters	2018	6	-	-	-	-	-	-	-	-	-	-	6	100.0%	6
		2017	3	6	9	6	5	13	12	11	7	6	9	3	▲	92
Miscellaneous		2018	190	-	-	-	-	-	-	-	-	-	-	190	19.5%	190
		2017	159	136	173	146	147	148	101	139	175	279	262	185	▲	2,050
Other		2018	62	-	-	-	-	-	-	-	-	-	-	62	1.6%	62
		2017	61	49	102	61	41	43	28	59	45	42	37	61	▲	610

January 2017 -- January 2018 Filings

Dashboard

Court: Pulaski Circuit

Start/End Date: Jan-17 / Jan-18

2017 Average Month: 240

Jan-Jan 2017: 257

Filings Trending: ▲

Circuit/Court ID: 27

227155

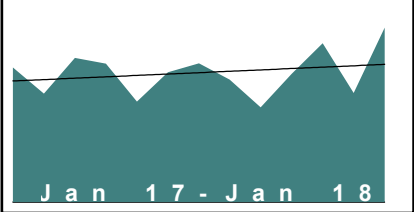
Type of Case: Filings

2018 Average Month:333

Jan-Jan 2018 : 333

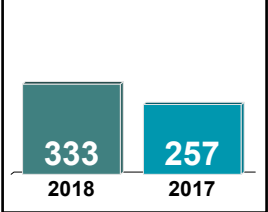
Overall AVG. Month: 247

Monthly Filings Summary



Jan 17 - Jan 18

Jan --- Jan Filings



333 257

2018 2017

Filings by Division																
		Jan	Feb	Mar	Apr	May	Jun	Jul	Aug	Sep	Oct	Nov	Dec	Thru Jan	% Change	Total
Total	2018	333	-	-	-	-	-	-	-	-	-	-	-	333	29.6%	333
	2017	257	207	275	264	192	248	265	234	181	245	303	208	257	▲	2,879
Civil	2018	31	-	-	-	-	-	-	-	-	-	-	-	31	63.2%	31
	2017	19	28	35	28	32	25	20	32	33	27	35	23	19	▲	337
Criminal	2018	174	-	-	-	-	-	-	-	-	-	-	-	174	17.6%	174
	2017	148	78	128	145	67	92	156	124	65	112	110	84	148	▲	1,309
Miscellaneous	2018	105	-	-	-	-	-	-	-	-	-	-	-	105	40.0%	105
	2017	75	75	92	77	81	67	74	68	69	89	92	91	75	▲	950
Other	2018	23	-	-	-	-	-	-	-	-	-	-	-	23	53.3%	23
	2017	15	26	20	14	12	64	15	10	14	17	66	10	15	▲	283

Filings by Division & Case Category																		
			Jan	Feb	Mar	Apr	May	Jun	Jul	Aug	Sep	Oct	Nov	Dec	Thru Jan	% Change	Total	
Civil	Administrative Law	2018	-	-	-	-	-	-	-	-	-	-	-	-	-	0	0	0
		2017	-	1	-	-	-	-	-	-	-	-	-	1	1	0	↔	3
	Contested Divorce	2018	1	-	-	-	-	-	-	-	-	-	-	-	-	1	-66.7%	1
		2017	3	3	5	4	3	6	1	5	5	2	3	2	2	3	▼	42
	Domestic and Family - Level 1	2018	6	-	-	-	-	-	-	-	-	-	-	-	-	6	6	6
		2017	-	11	-	4	5	3	5	4	8	6	12	5	5	0	↔	63
	Domestic and Family - Level 2	2018	-	-	-	-	-	-	-	-	-	-	-	-	-	0	0	0
		2017	-	-	3	4	-	-	-	3	3	-	-	-	-	0	↔	13
	General Civil - Level 1	2018	1	-	-	-	-	-	-	-	-	-	-	-	-	1	1	1
		2017	-	-	2	-	-	1	-	1	-	-	-	-	-	0	↔	4
	General Civil - Level 2	2018	11	-	-	-	-	-	-	-	-	-	-	-	-	11	450.0%	11
		2017	2	2	2	3	6	3	1	7	5	7	1	5	2	2	▲	44
	General Civil - Level 3	2018	2	-	-	-	-	-	-	-	-	-	-	-	-	2	0.0%	2
		2017	2	-	3	3	2	4	1	2	1	1	5	3	2	2	↔	27
	Probates/Wills & Trusts - Level 1	2018	1	-	-	-	-	-	-	-	-	-	-	-	-	1	1	1
		2017	-	-	-	-	1	-	-	-	-	-	-	-	-	0	↔	1
Probates/Wills & Trusts - Level 2	2018	-	-	-	-	-	-	-	-	-	-	-	-	-	0	-100.0%	0	
	2017	2	-	1	2	1	-	2	-	2	-	2	1	2	2	▼	13	
Protective Orders	2018	1	-	-	-	-	-	-	-	-	-	-	-	-	1	0.0%	1	
	2017	1	3	1	2	2	-	1	3	1	1	2	2	1	1	↔	19	
Uncontested Divorce	2018	8	-	-	-	-	-	-	-	-	-	-	-	-	8	-11.1%	8	
	2017	9	8	18	6	12	8	9	7	8	10	9	4	9	9	▼	108	
Criminal	Felonies and Related Matters	2018	140	-	-	-	-	-	-	-	-	-	-	-	-	140	12.9%	140
		2017	124	61	93	108	40	71	108	93	46	88	67	61	124	▲	960	
	Misdemeanor	2018	30	-	-	-	-	-	-	-	-	-	-	-	-	30	42.9%	30
		2017	21	8	25	30	15	13	33	20	9	21	35	19	21	▲	249	
	Other Criminally Related Matters	2018	4	-	-	-	-	-	-	-	-	-	-	-	-	4	33.3%	4
		2017	3	9	10	7	12	8	15	11	10	3	8	4	3	3	▲	100
Miscellaneous	Other	2018	105	-	-	-	-	-	-	-	-	-	-	-	-	105	40.0%	105
		2017	75	75	92	77	81	67	74	68	69	89	92	91	75	▲	950	
Other	Other	2018	23	-	-	-	-	-	-	-	-	-	-	-	-	23	53.3%	23
		2017	15	26	20	14	12	64	15	10	14	17	66	10	15	▲	283	

January 2017 -- January 2018 Filings

Dashboard

Court: Wythe Circuit

Start/End Date: Jan-17 / Jan-18

2017 Average Month: 230

Jan-Jan 2017: 212

Filings Trending: ▲

Circuit/Court ID: 27

227197


Type of Case: Filings

2018 Average Month:263

Jan-Jan 2018 : 263

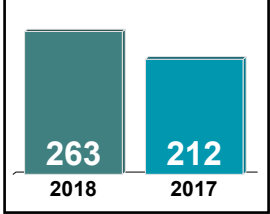
Overall AVG. Month: 232

Monthly Filings Summary



Jan 17 - Jan 18

Jan --- Jan Filings



263 212

2018 2017

Filings by Division																
		Jan	Feb	Mar	Apr	May	Jun	Jul	Aug	Sep	Oct	Nov	Dec	Thru Jan	% Change	Total
Total	2018	263	-	-	-	-	-	-	-	-	-	-	-	263	24.1%	263
	2017	212	216	237	271	238	207	194	187	214	269	252	259	212	▲	2,756
Civil	2018	28	-	-	-	-	-	-	-	-	-	-	-	28	-6.7%	28
	2017	30	42	36	12	30	36	22	43	21	20	42	16	30	▼	350
Criminal	2018	110	-	-	-	-	-	-	-	-	-	-	-	110	-14.7%	110
	2017	129	87	88	199	123	89	102	71	111	141	98	122	129	▼	1,360
Miscellaneous	2018	125	-	-	-	-	-	-	-	-	-	-	-	125	135.8%	125
	2017	53	87	103	57	84	81	67	73	82	107	111	121	53	▲	1,026
Other	2018	-	-	-	-	-	-	-	-	-	-	-	-	0	0	0
	2017	-	-	10	3	1	1	3	-	-	1	1	-	0	↔	20

Filings by Division & Case Category																
		Jan	Feb	Mar	Apr	May	Jun	Jul	Aug	Sep	Oct	Nov	Dec	Thru Jan	% Change	Total
Civil	Administrative Law	2018	-	-	-	-	-	-	-	-	-	-	-	0	-100.0%	0
		2017	1	-	-	-	-	-	-	1	1	-	-	1	▼	3
	Contested Divorce	2018	3	-	-	-	-	-	-	-	-	-	-	3	50.0%	3
		2017	2	5	3	2	3	2	4	2	2	1	4	2	▲	32
	Domestic and Family - Level 1	2018	1	-	-	-	-	-	-	-	-	-	-	1	-80.0%	1
		2017	5	18	4	2	9	19	9	24	2	3	26	5	▼	121
	Domestic and Family - Level 2	2018	3	-	-	-	-	-	-	-	-	-	-	3	200.0%	3
		2017	1	-	2	-	2	-	2	2	-	3	-	1	▲	12
	General Civil - Level 1	2018	-	-	-	-	-	-	-	-	-	-	-	0	0	0
		2017	-	-	-	1	-	-	-	1	1	-	-	0	↔	3
	General Civil - Level 2	2018	6	-	-	-	-	-	-	-	-	-	-	6	0.0%	6
		2017	6	7	6	4	5	3	1	6	4	5	6	6	↔	53
Criminal	General Civil - Level 3	2018	2	-	-	-	-	-	-	-	-	-	-	2	-33.3%	2
		2017	3	2	6	-	4	3	1	5	4	1	2	3	▼	34
	Probates/Wills & Trusts - Level 2	2018	1	-	-	-	-	-	-	-	-	-	-	1	0.0%	1
		2017	1	1	-	-	1	2	-	1	-	1	3	1	↔	10
	Uncontested Divorce	2018	12	-	-	-	-	-	-	-	-	-	-	12	9.1%	12
		2017	11	9	15	4	5	7	5	3	7	7	3	11	▲	82
	Felonies and Related Matters	2018	91	-	-	-	-	-	-	-	-	-	-	91	-8.1%	91
		2017	99	62	65	170	103	57	84	55	66	116	63	81	▼	1,021
	Misdemeanor	2018	14	-	-	-	-	-	-	-	-	-	-	14	-36.4%	14
		2017	22	22	19	22	17	23	12	14	29	21	18	22	▼	251
	Other Criminally Related Matters	2018	5	-	-	-	-	-	-	-	-	-	-	5	-37.5%	5
		2017	8	3	4	7	3	9	6	2	16	4	17	8	▼	88
Miscellaneous		2018	125	-	-	-	-	-	-	-	-	-	-	125	135.8%	125
		2017	53	87	103	57	84	81	67	73	82	107	111	53	▲	1,026
Other		2018	-	-	-	-	-	-	-	-	-	-	-	0	0	0
		2017	-	-	10	3	1	1	3	-	-	1	1	0	↔	20

January 2017 -- January 2018 Filings

Dashboard

Court: Radford Circuit

Start/End Date: Jan-17 / Jan-18

2017 Average Month: 96

Jan-Jan 2017: 46

Filings Trending: ↔

Circuit/Court ID: 27

227750


Type of Case: Filings

2018 Average Month:46

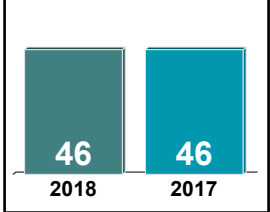
Jan-Jan 2018 : 46

Overall AVG. Month: 92

Monthly Filings Summary



Jan --- Jan Filings



Filings by Division																
		Jan	Feb	Mar	Apr	May	Jun	Jul	Aug	Sep	Oct	Nov	Dec	Thru Jan	% Change	Total
Total	2018	46	-	-	-	-	-	-	-	-	-	-	-	46	0.0%	46
	2017	46	73	171	59	50	195	37	60	176	52	52	179	46	↔	1,150
Civil	2018	9	-	-	-	-	-	-	-	-	-	-	-	9	50.0%	9
	2017	6	9	10	15	8	5	5	12	12	9	9	12	6	▲	112
Criminal	2018	13	-	-	-	-	-	-	-	-	-	-	-	13	30.0%	13
	2017	10	37	133	24	27	175	10	24	143	18	16	142	10	▲	759
Miscellaneous	2018	22	-	-	-	-	-	-	-	-	-	-	-	22	-26.7%	22
	2017	30	26	28	19	14	15	21	22	21	21	27	25	30	▼	269
Other	2018	2	-	-	-	-	-	-	-	-	-	-	-	2	2	2
	2017	-	1	-	1	1	-	1	2	-	4	-	-	0	↔	10

Filings by Division & Case Category																
		Jan	Feb	Mar	Apr	May	Jun	Jul	Aug	Sep	Oct	Nov	Dec	Thru Jan	% Change	Total
Civil	Contested Divorce	2018	1	-	-	-	-	-	-	-	-	-	-	1	0.0%	1
		2017	1	-	-	-	1	1	2	-	-	1	4	1	↔	10
	Domestic and Family - Level 1	2018	-	-	-	-	-	-	-	-	-	-	-	0	0	0
		2017	-	1	3	11	1	2	4	2	2	-	1	0	↔	27
	Domestic and Family - Level 2	2018	2	-	-	-	-	-	-	-	-	-	-	2	2	2
		2017	-	1	-	-	-	-	-	-	-	3	-	0	↔	4
	General Civil - Level 1	2018	-	-	-	-	-	-	-	-	-	-	-	0	0	0
		2017	-	-	-	-	1	-	-	-	-	-	-	0	↔	1
	General Civil - Level 2	2018	2	-	-	-	-	-	-	-	-	-	-	2	2	2
		2017	-	2	4	1	2	1	-	2	2	3	1	0	↔	18
	General Civil - Level 3	2018	1	-	-	-	-	-	-	-	-	-	-	1	-66.7%	1
		2017	3	2	1	-	1	-	2	2	1	1	4	3	▼	17
	Probates/Wills & Trusts - Level 1	2018	-	-	-	-	-	-	1	-	-	-	-	0	0	0
		2017	-	-	-	-	-	-	-	-	-	-	-	0	↔	1
Criminal	Probates/Wills & Trusts - Level 2	2018	1	-	-	-	-	-	-	-	-	-	-	1	0.0%	1
		2017	1	-	-	-	1	-	-	1	-	-	2	1	↔	5
	Uncontested Divorce	2018	2	-	-	-	-	-	-	-	-	-	-	2	100.0%	2
		2017	1	3	2	3	2	2	3	3	5	4	1	1	▲	29
	Felonies and Related Matters	2018	8	-	-	-	-	-	-	-	-	-	-	8	60.0%	8
		2017	5	22	70	9	16	149	9	14	115	7	3	5	▲	542
	Misdemeanor	2018	3	-	-	-	-	-	-	-	-	-	-	3	0.0%	3
		2017	3	10	57	9	9	26	1	10	26	7	10	3	↔	186
	Other Criminally Related Matters	2018	2	-	-	-	-	-	-	-	-	-	-	2	0.0%	2
		2017	2	5	6	6	2	-	-	2	4	3	1	2	↔	31
	Miscellaneous	2018	22	-	-	-	-	-	-	-	-	-	-	22	-26.7%	22
		2017	30	26	28	19	14	15	21	22	21	21	27	30	▼	269
	Other	2018	2	-	-	-	-	-	-	-	-	-	-	2	2	2
		2017	-	1	-	1	1	-	1	2	-	4	-	0	↔	10

January 2017 -- January 2018 Filings

Dashboard

Court: Smyth Circuit

Start/End Date: Jan-17 / Jan-18

2017 Average Month: 603

Jan-Jan 2017: 519

Filings Trending: ▼

Circuit/Court ID: 28

228173


Type of Case: Filings

2018 Average Month:277

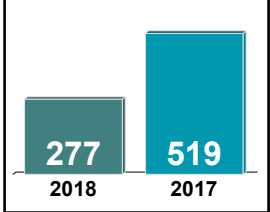
Jan-Jan 2018 : 277

Overall AVG. Month: 577

Monthly Filings Summary



Jan --- Jan Filings



Filings by Division																
		Jan	Feb	Mar	Apr	May	Jun	Jul	Aug	Sep	Oct	Nov	Dec	Thru Jan	% Change	Total
Total	2018	277	-	-	-	-	-	-	-	-	-	-	-	277	-46.6%	277
	2017	519	262	500	148	228	298	149	431	1,480	1,498	1,313	404	519	▼	7,230
Civil	2018	27	-	-	-	-	-	-	-	-	-	-	-	27	-15.6%	27
	2017	32	17	34	31	28	33	21	45	30	43	34	28	32	▼	376
Criminal	2018	67	-	-	-	-	-	-	-	-	-	-	-	67	6.3%	67
	2017	63	114	311	51	131	155	46	150	178	94	131	188	63	▲	1,612
Miscellaneous	2018	143	-	-	-	-	-	-	-	-	-	-	-	143	93.2%	143
	2017	74	84	69	42	47	63	42	77	59	214	182	144	74	▲	1,097
Other	2018	40	-	-	-	-	-	-	-	-	-	-	-	40	-88.6%	40
	2017	350	47	86	24	22	47	40	159	1,213	1,147	966	44	350	▼	4,145

Filings by Division & Case Category																
		Jan	Feb	Mar	Apr	May	Jun	Jul	Aug	Sep	Oct	Nov	Dec	Thru Jan	% Change	Total
Civil	Administrative Law	2018	1	-	-	-	-	-	-	-	-	-	-	1	1	1
		2017	-	-	-	-	-	1	1	-	-	1	-	0	↔	3
	Contested Divorce	2018	4	-	-	-	-	-	-	-	-	-	-	4	100.0%	4
		2017	2	4	2	5	5	8	1	8	2	2	3	2	▲	44
	Domestic and Family - Level 1	2018	-	-	-	-	-	-	-	-	-	-	-	0	-100.0%	0
		2017	8	-	8	2	-	4	-	7	1	7	4	8	▼	45
	Domestic and Family - Level 2	2018	1	-	-	-	-	-	-	-	-	-	-	1	-80.0%	1
		2017	5	2	5	6	2	9	3	8	4	1	10	5	▼	60
	General Civil - Level 1	2018	-	-	-	-	-	-	-	-	-	-	-	0	0	0
		2017	-	-	-	1	-	-	1	-	-	-	-	0	↔	2
	General Civil - Level 2	2018	3	-	-	-	-	-	-	-	-	-	-	3	-40.0%	3
		2017	5	3	3	5	4	4	2	-	2	5	1	3	▼	37
Criminal	General Civil - Level 3	2018	12	-	-	-	-	-	-	-	-	-	-	12	500.0%	12
		2017	2	1	3	1	4	1	2	9	3	14	6	3	▲	49
	Probates/Wills & Trusts - Level 2	2018	2	-	-	-	-	-	-	-	-	-	-	2	-33.3%	2
		2017	3	-	4	2	2	1	2	2	7	7	3	3	▼	36
	Uncontested Divorce	2018	4	-	-	-	-	-	-	-	-	-	-	4	-42.9%	4
		2017	7	7	9	9	11	6	9	10	11	7	7	7	▼	100
	Felonies and Related Matters	2018	58	-	-	-	-	-	-	-	-	-	-	58	7.4%	58
		2017	54	92	276	44	105	131	38	118	147	76	107	54	▲	1,358
	Misdemeanor	2018	9	-	-	-	-	-	-	-	-	-	-	9	28.6%	9
		2017	7	21	31	5	23	22	7	30	31	16	23	7	▲	232
	Other Criminally Related Matters	2018	-	-	-	-	-	-	-	-	-	-	-	0	-100.0%	0
		2017	2	1	4	2	3	2	1	2	-	2	1	2	▼	22
Miscellaneous		2018	143	-	-	-	-	-	-	-	-	-	-	143	93.2%	143
		2017	74	84	69	42	47	63	42	77	59	214	182	74	▲	1,097
Other		2018	40	-	-	-	-	-	-	-	-	-	-	40	-88.6%	40
		2017	350	47	86	24	22	47	40	159	1,213	1,147	966	44	▼	4,145

January 2017 -- January 2018 Filings

Dashboard

Court: Washington Circuit

Circuit/Court ID: 28

Start/End Date: Jan-17 / Jan-18

228191

2017 Average Month: 363

Type of Case: Filings

Jan-Jan 2017: 263

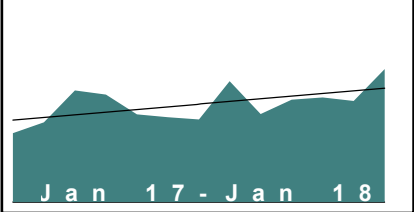
2018 Average Month:508

Filings Trending: ▲

Jan-Jan 2018 : 508

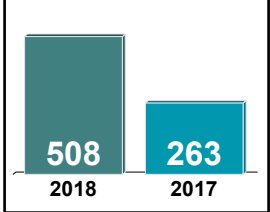
Overall AVG. Month: 374

Monthly Filings Summary



Jan 17 - Jan 18

Jan --- Jan Filings



508 2018

263 2017

Filings by Division																
		Jan	Feb	Mar	Apr	May	Jun	Jul	Aug	Sep	Oct	Nov	Dec	Thru Jan	% Change	Total
Total	2018	508	-	-	-	-	-	-	-	-	-	-	-	508	93.2%	508
	2017	263	305	426	410	335	324	315	462	336	391	400	386	263	▲	4,353
Civil	2018	37	-	-	-	-	-	-	-	-	-	-	-	37	5.7%	37
	2017	35	31	54	33	30	47	27	54	31	49	33	47	35	▲	471
Criminal	2018	224	-	-	-	-	-	-	-	-	-	-	-	224	111.3%	224
	2017	106	143	200	209	183	149	133	217	129	153	178	162	106	▲	1,962
Miscellaneous	2018	242	-	-	-	-	-	-	-	-	-	-	-	242	98.4%	242
	2017	122	130	171	167	121	127	153	189	175	187	188	176	122	▲	1,906
Other	2018	5	-	-	-	-	-	-	-	-	-	-	-	5	5	5
	2017	-	1	1	1	1	1	2	2	1	2	1	1	0	↔	14

Filings by Division & Case Category																
		Jan	Feb	Mar	Apr	May	Jun	Jul	Aug	Sep	Oct	Nov	Dec	Thru Jan	% Change	Total
Civil	Administrative Law	2018	-	-	-	-	-	-	-	-	-	-	-	0	-100.0%	0
		2017	2	-	-	-	-	-	-	-	-	-	-	2	▼	2
	Contested Divorce	2018	2	-	-	-	-	-	-	-	-	-	-	2	-71.4%	2
		2017	7	5	7	9	2	3	4	7	4	7	2	6	▼	63
	Domestic and Family - Level 1	2018	10	-	-	-	-	-	-	-	-	-	-	10	233.3%	10
		2017	3	1	4	-	2	5	-	17	1	-	2	3	▲	36
	Domestic and Family - Level 2	2018	1	-	-	-	-	-	-	-	-	-	-	1	0.0%	1
		2017	1	1	4	2	2	2	4	1	4	7	1	4	↔	33
	General Civil - Level 1	2018	1	-	-	-	-	-	-	-	-	-	-	1	0.0%	1
		2017	1	-	4	1	-	-	-	-	-	1	-	1	↔	7
	General Civil - Level 2	2018	9	-	-	-	-	-	-	-	-	-	-	9	200.0%	9
		2017	3	5	9	9	7	16	5	13	9	11	11	3	▲	109
	General Civil - Level 3	2018	1	-	-	-	-	-	-	-	-	-	-	1	-75.0%	1
		2017	4	4	6	2	2	3	6	4	10	5	14	4	▼	62
	Probates/Wills & Trusts - Level 1	2018	-	-	-	-	-	-	-	-	-	-	-	0	-100.0%	0
		2017	1	1	2	1	2	3	-	1	1	-	-	1	▼	12
Criminal	Probates/Wills & Trusts - Level 2	2018	-	-	-	-	-	-	-	-	-	-	-	0	-100.0%	0
		2017	1	4	2	3	-	2	1	2	-	2	2	1	▼	21
	Protective Orders	2018	4	-	-	-	-	-	-	-	-	-	-	4	4	4
		2017	-	-	-	-	1	-	-	1	-	-	-	0	↔	2
	Uncontested Divorce	2018	9	-	-	-	-	-	-	-	-	-	-	9	-25.0%	9
		2017	12	10	16	6	13	13	10	7	7	12	9	12	▼	124
	Felonies and Related Matters	2018	183	-	-	-	-	-	-	-	-	-	-	183	103.3%	183
		2017	90	119	153	179	91	100	86	177	99	104	135	90	▲	1,430
Miscellaneous	Misdemeanor	2018	26	-	-	-	-	-	-	-	-	-	-	26	100.0%	26
		2017	13	20	27	24	24	37	34	33	16	40	29	13	▲	344
	Other Criminally Related Matters	2018	15	-	-	-	-	-	-	-	-	-	-	15	400.0%	15
		2017	3	4	20	6	68	12	13	7	14	9	14	3	▲	188
Other	Miscellaneous	2018	242	-	-	-	-	-	-	-	-	-	-	242	98.4%	242
		2017	122	130	171	167	121	127	153	189	175	187	188	122	▲	1,906
Other	Other	2018	5	-	-	-	-	-	-	-	-	-	-	5	5	5
		2017	-	1	1	1	1	1	2	2	1	2	1	0	↔	14

January 2017 -- January 2018 Filings

Dashboard

Court: Bristol Circuit

Start/End Date: Jan-17 / Jan-18

2017 Average Month: 229

Jan-Jan 2017: 206

Filings Trending: ▲

Circuit/Court ID: 28

228520

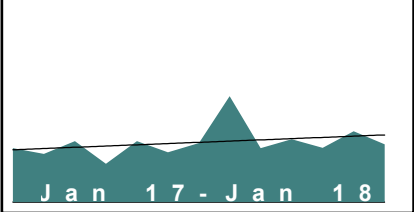
Type of Case: Filings

2018 Average Month:221

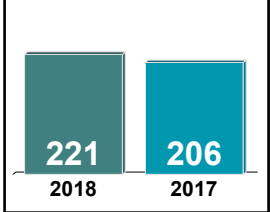
Jan-Jan 2018 : 221

Overall AVG. Month: 228

Monthly Filings Summary



Jan --- Jan Filings



Filings by Division																
		Jan	Feb	Mar	Apr	May	Jun	Jul	Aug	Sep	Oct	Nov	Dec	Thru Jan	% Change	Total
Total	2018	221	-	-	-	-	-	-	-	-	-	-	-	221	7.3%	221
	2017	206	184	233	146	233	190	225	404	206	240	207	270	206	▲	2,744
Civil	2018	14	-	-	-	-	-	-	-	-	-	-	-	14	7.7%	14
	2017	13	23	20	12	24	25	20	20	12	19	15	16	13	▲	219
Criminal	2018	139	-	-	-	-	-	-	-	-	-	-	-	139	17.8%	139
	2017	118	81	139	80	154	88	143	324	141	157	135	122	118	▲	1,682
Miscellaneous	2018	50	-	-	-	-	-	-	-	-	-	-	-	50	2.0%	50
	2017	49	53	48	34	36	46	35	39	36	40	50	49	49	▲	515
Other	2018	18	-	-	-	-	-	-	-	-	-	-	-	18	-30.8%	18
	2017	26	27	26	20	19	31	27	21	17	24	7	83	26	▼	328

Filings by Division & Case Category																		
			Jan	Feb	Mar	Apr	May	Jun	Jul	Aug	Sep	Oct	Nov	Dec	Thru Jan	% Change	Total	
Civil	Administrative Law	2018	-	-	-	-	-	-	-	-	-	-	-	-	-	0	0	0
		2017	-	2	-	-	-	-	-	-	-	1	-	-	-	0	↔	3
	Contested Divorce	2018	1	-	-	-	-	-	-	-	-	-	-	-	-	1	-50.0%	1
		2017	2	-	2	-	1	1	2	-	1	2	1	-	-	2	▼	12
	Domestic and Family - Level 1	2018	-	-	-	-	-	-	-	-	-	-	-	-	-	0	-100.0%	0
		2017	1	2	4	-	10	3	3	3	2	-	1	-	-	1	▼	29
	Domestic and Family - Level 2	2018	1	-	-	-	-	-	-	-	-	-	-	-	-	1	1	1
		2017	-	1	2	1	1	-	1	3	-	1	1	2	-	0	↔	13
	General Civil - Level 1	2018	1	-	-	-	-	-	-	-	-	-	-	-	-	1	1	1
		2017	-	-	2	1	-	-	-	-	-	-	-	-	-	0	↔	3
	General Civil - Level 2	2018	4	-	-	-	-	-	-	-	-	-	-	-	-	4	0.0%	4
		2017	4	5	4	-	5	10	8	7	3	3	7	5	-	4	↔	61
General Civil - Level 3	2018	5	-	-	-	-	-	-	-	-	-	-	-	-	5	25.0%	5	
	2017	4	2	3	3	2	2	3	1	3	5	2	4	-	4	▲	34	
Probates/Wills & Trusts - Level 2	2018	1	-	-	-	-	-	-	-	-	-	-	-	-	1	1	1	
	2017	-	1	-	1	-	-	-	1	-	-	-	-	2	0	↔	5	
Uncontested Divorce	2018	1	-	-	-	-	-	-	-	-	-	-	-	-	1	-50.0%	1	
	2017	2	10	3	6	5	9	3	5	2	8	3	3	-	2	▼	59	
Criminal	Capital Murder	2018	-	-	-	-	-	-	-	-	-	-	-	-	-	0	0	0
		2017	-	-	-	-	-	-	-	-	-	-	-	6	-	0	↔	6
	Felonies and Related Matters	2018	115	-	-	-	-	-	-	-	-	-	-	-	-	115	16.2%	115
		2017	99	67	94	59	123	73	132	302	120	128	114	86	-	99	▲	1,397
	Misdemeanor	2018	23	-	-	-	-	-	-	-	-	-	-	-	-	23	27.8%	23
		2017	18	6	45	14	17	14	9	16	17	27	13	35	-	18	▲	231
	Other Criminally Related Matters	2018	1	-	-	-	-	-	-	-	-	-	-	-	-	1	0.0%	1
		2017	1	8	-	7	14	1	2	6	4	2	2	1	-	1	↔	48
	Miscellaneous	2018	50	-	-	-	-	-	-	-	-	-	-	-	-	50	2.0%	50
		2017	49	53	48	34	36	46	35	39	36	40	50	49	-	49	▲	515
	Other	2018	18	-	-	-	-	-	-	-	-	-	-	-	-	18	-30.8%	18
		2017	26	27	26	20	19	31	27	21	17	24	7	83	-	26	▼	328

January 2017 -- January 2018 Filings

Dashboard

Court: Buchanan Circuit

Circuit/Court ID: 29

Start/End Date: Jan-17 / Jan-18

229027

2017 Average Month: 215

Type of Case: Filings

Jan-Jan 2017: 284

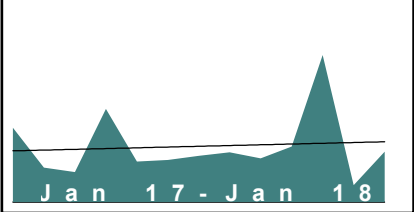
2018 Average Month:193

Filings Trending: ▼

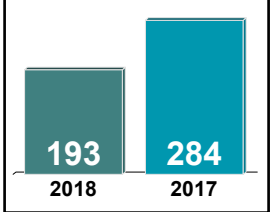
Jan-Jan 2018 : 193

Overall AVG. Month: 213

Monthly Filings Summary



Jan --- Jan Filings



Filings by Division																
		Jan	Feb	Mar	Apr	May	Jun	Jul	Aug	Sep	Oct	Nov	Dec	Thru Jan	% Change	Total
Total	2018	193	-	-	-	-	-	-	-	-	-	-	-	193	-32.0%	193
	2017	284	132	115	356	155	161	177	190	167	212	561	65	284	▼	2,575
Civil	2018	17	-	-	-	-	-	-	-	-	-	-	-	17	-15.0%	17
	2017	20	21	33	23	24	35	25	27	21	18	23	11	20	▼	281
Criminal	2018	97	-	-	-	-	-	-	-	-	-	-	-	97	-51.5%	97
	2017	200	47	27	296	86	52	112	115	89	142	483	13	200	▼	1,662
Miscellaneous	2018	77	-	-	-	-	-	-	-	-	-	-	-	77	22.2%	77
	2017	63	64	55	36	43	74	40	47	57	52	55	40	63	▲	626
Other	2018	2	-	-	-	-	-	-	-	-	-	-	-	2	100.0%	2
	2017	1	-	-	1	2	-	-	1	-	-	-	1	1	▲	6

Filings by Division & Case Category																		
			Jan	Feb	Mar	Apr	May	Jun	Jul	Aug	Sep	Oct	Nov	Dec	Thru Jan	% Change	Total	
Civil	Administrative Law	2018	-	-	-	-	-	-	-	-	-	-	-	-	-	0	0	0
		2017	-	-	-	-	1	3	-	-	-	-	-	-	-	0	↔	4
	Contested Divorce	2018	1	-	-	-	-	-	-	-	-	-	-	-	-	1	-50.0%	1
		2017	2	-	8	1	3	2	2	2	2	4	4	-	-	2	▼	30
	Domestic and Family - Level 1	2018	3	-	-	-	-	-	-	-	-	-	-	-	-	3	50.0%	3
		2017	2	1	4	-	7	3	8	1	4	2	4	6	-	2	▲	42
	Domestic and Family - Level 2	2018	2	-	-	-	-	-	-	-	-	-	-	-	-	2	100.0%	2
		2017	1	2	4	7	1	6	5	5	1	-	2	-	-	1	▲	34
	General Civil - Level 1	2018	1	-	-	-	-	-	-	-	-	-	-	-	-	1	1	1
		2017	-	2	-	-	1	-	-	-	-	-	1	-	-	0	↔	4
	General Civil - Level 2	2018	6	-	-	-	-	-	-	-	-	-	-	-	-	6	500.0%	6
		2017	1	8	12	5	3	9	1	12	5	7	9	2	-	1	▲	74
	General Civil - Level 3	2018	1	-	-	-	-	-	-	-	-	-	-	-	-	1	-80.0%	1
		2017	5	3	2	2	3	5	4	1	2	-	-	1	-	5	▼	28
	Probates/Wills & Trusts - Level 1	2018	-	-	-	-	-	-	-	-	-	-	-	-	-	0	0	0
		2017	-	1	-	-	-	-	-	-	-	-	-	-	-	0	↔	1
Probates/Wills & Trusts - Level 2	2018	-	-	-	-	-	-	-	-	-	-	-	-	-	0	-100.0%	0	
	2017	3	1	1	-	1	2	-	-	3	2	-	-	-	3	▼	13	
Protective Orders	2018	-	-	-	-	-	-	-	-	-	-	-	-	-	0	0	0	
	2017	-	-	-	1	1	1	1	1	-	1	-	1	-	0	↔	7	
Uncontested Divorce	2018	3	-	-	-	-	-	-	-	-	-	-	-	-	3	-50.0%	3	
	2017	6	3	2	7	3	4	4	5	4	2	3	1	-	6	▼	44	
Criminal	Felonies and Related Matters	2018	72	-	-	-	-	-	-	-	-	-	-	-	72	-60.0%	72	
		2017	180	34	21	238	72	43	74	85	70	117	424	9	180	▼	1,367	
	Misdemeanor	2018	14	-	-	-	-	-	-	-	-	-	-	-	14	-30.0%	14	
		2017	20	8	6	55	8	7	33	11	15	23	58	2	20	▼	246	
	Other Criminally Related Matters	2018	11	-	-	-	-	-	-	-	-	-	-	-	11	11	11	
		2017	-	5	-	3	6	2	5	19	4	2	1	2	0	↔	49	
Miscellaneous	Other	2018	77	-	-	-	-	-	-	-	-	-	-	-	77	22.2%	77	
		2017	63	64	55	36	43	74	40	47	57	52	55	40	63	▲	626	
Other		2018	2	-	-	-	-	-	-	-	-	-	-	-	2	100.0%	2	
		2017	1	-	-	1	2	-	-	1	-	-	-	1	1	▲	6	

January 2017 -- January 2018 Filings

Dashboard

Court: Dickenson Circuit

Start/End Date: Jan-17 / Jan-18

2017 Average Month: 93

Jan-Jan 2017: 65

Filings Trending: ▲

Circuit/Court ID: 29

229051

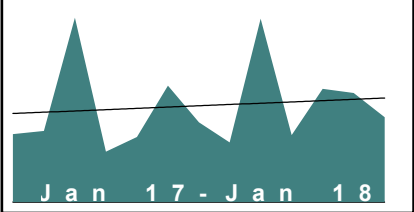
Type of Case: Filings

2018 Average Month:81

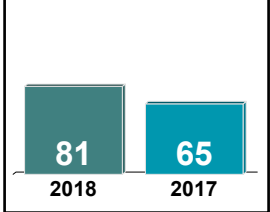
Jan-Jan 2018 : 81

Overall AVG. Month: 92

Monthly Filings Summary



Jan --- Jan Filings



Filings by Division																
		Jan	Feb	Mar	Apr	May	Jun	Jul	Aug	Sep	Oct	Nov	Dec	Thru Jan	% Change	Total
Total	2018	81	-	-	-	-	-	-	-	-	-	-	-	81	24.6%	81
	2017	65	68	176	48	62	111	76	57	175	64	108	104	65	▲	1,114
Civil	2018	13	-	-	-	-	-	-	-	-	-	-	-	13	-27.8%	13
	2017	18	23	25	8	15	16	13	15	20	17	17	22	18	▼	209
Criminal	2018	18	-	-	-	-	-	-	-	-	-	-	-	18	80.0%	18
	2017	10	10	95	13	15	46	38	10	102	12	22	38	10	▲	411
Miscellaneous	2018	48	-	-	-	-	-	-	-	-	-	-	-	48	50.0%	48
	2017	32	30	46	23	27	35	23	26	39	33	48	34	32	▲	396
Other	2018	2	-	-	-	-	-	-	-	-	-	-	-	2	-60.0%	2
	2017	5	5	10	4	5	14	2	6	14	2	21	10	5	▼	98

Filings by Division & Case Category																		
			Jan	Feb	Mar	Apr	May	Jun	Jul	Aug	Sep	Oct	Nov	Dec	Thru Jan	% Change	Total	
Civil	Administrative Law	2018	-	-	-	-	-	-	-	-	-	-	-	-	-	0	0	0
		2017	-	-	-	-	-	1	1	1	-	-	-	-	1	0	↔	4
	Contested Divorce	2018	1	-	-	-	-	-	-	-	-	-	-	-	-	1	-50.0%	1
		2017	2	2	4	1	4	2	1	2	2	1	4	1	2	2	▼	26
	Domestic and Family - Level 1	2018	3	-	-	-	-	-	-	-	-	-	-	-	-	3	-25.0%	3
		2017	4	-	1	4	-	4	-	1	3	1	2	4	4	4	▼	24
	Domestic and Family - Level 2	2018	-	-	-	-	-	-	-	-	-	-	-	-	-	0	-100.0%	0
		2017	2	4	2	1	2	3	1	3	3	2	5	1	2	2	▼	29
	General Civil - Level 1	2018	-	-	-	-	-	-	-	-	-	-	-	-	-	0	0	0
		2017	-	1	-	-	-	1	-	-	-	-	-	-	-	0	↔	2
	General Civil - Level 2	2018	3	-	-	-	-	-	-	-	-	-	-	-	-	3	-25.0%	3
		2017	4	4	3	-	3	1	6	2	8	2	1	5	4	4	▼	39
	General Civil - Level 3	2018	-	-	-	-	-	-	-	-	-	-	-	-	-	0	-100.0%	0
		2017	1	-	1	-	2	-	2	3	-	7	3	5	1	1	▼	24
Probates/Wills & Trusts - Level 2	2018	2	-	-	-	-	-	-	-	-	-	-	-	-	2	100.0%	2	
	2017	1	4	2	-	-	2	-	-	1	-	-	2	1	1	▲	12	
Uncontested Divorce	2018	4	-	-	-	-	-	-	-	-	-	-	-	-	4	0.0%	4	
	2017	4	8	12	2	4	2	2	3	3	4	2	3	4	4	↔	49	
Criminal	Felonies and Related Matters	2018	14	-	-	-	-	-	-	-	-	-	-	-	14	55.6%	14	
		2017	9	9	90	8	9	37	33	7	80	10	21	36	9	▲	349	
	Misdemeanor	2018	4	-	-	-	-	-	-	-	-	-	-	-	4	300.0%	4	
		2017	1	1	5	3	6	9	4	3	22	2	1	2	1	▲	59	
	Other Criminally Related Matters	2018	-	-	-	-	-	-	-	-	-	-	-	-	-	0	0	0
		2017	-	-	-	2	-	-	1	-	-	-	-	-	-	0	↔	3
Miscellaneous	2018	48	-	-	-	-	-	-	-	-	-	-	-	-	48	50.0%	48	
	2017	32	30	46	23	27	35	23	26	39	33	48	34	32	32	▲	396	
Other	2018	2	-	-	-	-	-	-	-	-	-	-	-	-	2	-60.0%	2	
	2017	5	5	10	4	5	14	2	6	14	2	21	10	5	5	▼	98	

January 2017 -- January 2018 Filings

Dashboard

Court: Russell Circuit

Circuit/Court ID: 29

Start/End Date: Jan-17 / Jan-18

229167

2017 Average Month: 276

Type of Case: Filings

Jan-Jan 2017: 202

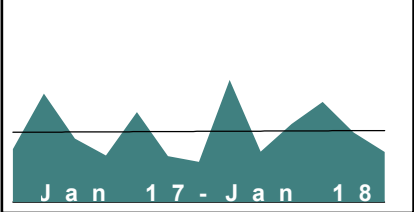
2018 Average Month:191

Filings Trending: ▼

Jan-Jan 2018 : 191

Overall AVG. Month: 270

Monthly Filings Summary



Jan --- Jan Filings

191

202

2018

2017

Filings by Division																
		Jan	Feb	Mar	Apr	May	Jun	Jul	Aug	Sep	Oct	Nov	Dec	Thru Jan	% Change	Total
Total	2018	191	-	-	-	-	-	-	-	-	-	-	-	191	-5.4%	191
	2017	202	414	243	178	344	175	154	467	193	298	383	266	202	▼	3,317
Civil	2018	25	-	-	-	-	-	-	-	-	-	-	-	25	-7.4%	25
	2017	27	25	31	38	37	18	25	41	20	45	26	19	27	▼	352
Criminal	2018	71	-	-	-	-	-	-	-	-	-	-	-	71	-2.7%	71
	2017	73	287	109	71	214	67	54	331	96	142	253	118	73	▼	1,815
Miscellaneous	2018	78	-	-	-	-	-	-	-	-	-	-	-	78	4.0%	78
	2017	75	83	79	53	61	71	53	78	63	81	82	106	75	▲	885
Other	2018	17	-	-	-	-	-	-	-	-	-	-	-	17	-37.0%	17
	2017	27	19	24	16	32	19	22	17	14	30	22	23	27	▼	265

Filings by Division & Case Category																
		Jan	Feb	Mar	Apr	May	Jun	Jul	Aug	Sep	Oct	Nov	Dec	Thru Jan	% Change	Total
Civil	Administrative Law	2018	-	-	-	-	-	-	-	-	-	-	-	0	0	0
		2017	-	-	-	-	-	1	-	-	-	-	-	0	↔	1
	Contested Divorce	2018	6	-	-	-	-	-	-	-	-	-	-	6	500.0%	6
		2017	1	3	2	1	7	2	3	4	5	9	3	1	▲	43
	Domestic and Family - Level 1	2018	-	-	-	-	-	-	-	-	-	-	-	0	-100.0%	0
		2017	10	2	3	6	4	-	6	2	12	4	2	10	▼	51
	Domestic and Family - Level 2	2018	-	-	-	-	-	-	-	-	-	-	-	0	-100.0%	0
		2017	2	4	1	1	2	1	7	6	1	4	3	1	▼	33
	General Civil - Level 1	2018	-	-	-	-	-	-	-	-	-	-	-	0	-100.0%	0
		2017	1	-	-	1	1	-	-	-	-	1	-	1	▼	4
	General Civil - Level 2	2018	8	-	-	-	-	-	-	-	-	-	-	8	166.7%	8
		2017	3	1	3	13	2	2	5	3	2	3	6	3	▲	45
	General Civil - Level 3	2018	3	-	-	-	-	-	-	-	-	-	-	3	50.0%	3
		2017	2	3	13	1	8	1	1	6	2	2	4	2	▲	43
Criminal	Probates/Wills & Trusts - Level 1	2018	1	-	-	-	-	-	-	-	-	-	-	1	1	1
		2017	-	-	-	-	-	-	-	1	-	-	-	0	↔	1
	Probates/Wills & Trusts - Level 2	2018	-	-	-	-	-	-	-	-	-	-	-	0	0	0
		2017	-	1	1	3	2	2	2	3	2	-	-	0	↔	16
	Protective Orders	2018	-	-	-	-	-	-	-	-	-	-	-	0	0	0
		2017	-	-	-	-	1	-	-	-	-	-	-	0	↔	1
	Uncontested Divorce	2018	7	-	-	-	-	-	-	-	-	-	-	7	-12.5%	7
		2017	8	11	8	12	10	10	6	13	5	15	9	8	▼	114
	Felonies and Related Matters	2018	55	-	-	-	-	-	-	-	-	-	-	55	5.8%	55
		2017	52	255	93	59	163	47	29	248	68	111	219	52	▲	1,419
	Misdemeanor	2018	16	-	-	-	-	-	-	-	-	-	-	16	-23.8%	16
		2017	21	32	11	10	49	20	22	83	28	30	41	21	▼	378
	Other Criminally Related Matters	2018	-	-	-	-	-	-	-	-	-	-	-	0	0	0
		2017	-	-	5	2	2	-	3	-	-	1	3	0	↔	18
Miscellaneous	Other	2018	78	-	-	-	-	-	-	-	-	-	-	78	4.0%	78
		2017	75	83	79	53	61	71	53	78	63	81	82	75	▲	885
Other		2018	17	-	-	-	-	-	-	-	-	-	-	17	-37.0%	17
		2017	27	19	24	16	32	19	22	17	14	30	22	27	▼	265

January 2017 -- January 2018 Filings

Dashboard

Court: Tazewell Circuit

Start/End Date: Jan-17 / Jan-18

2017 Average Month: 475

Jan-Jan 2017: 503

Filings Trending: ▼

Circuit/Court ID: 29

229185

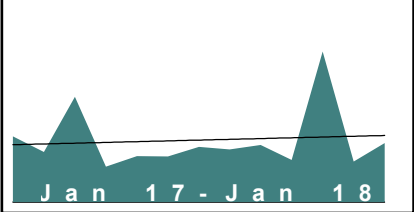
Type of Case: Filings

2018 Average Month:450

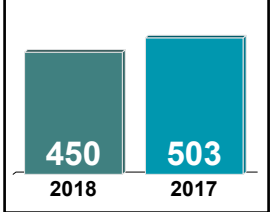
Jan-Jan 2018 : 450

Overall AVG. Month: 473

Monthly Filings Summary



Jan --- Jan Filings



Filings by Division																
		Jan	Feb	Mar	Apr	May	Jun	Jul	Aug	Sep	Oct	Nov	Dec	Thru Jan	% Change	Total
Total	2018	450	-	-	-	-	-	-	-	-	-	-	-	450	-10.5%	450
	2017	503	383	805	270	351	349	421	403	437	321	1,150	309	503	▼	5,702
Civil	2018	39	-	-	-	-	-	-	-	-	-	-	-	39	-13.3%	39
	2017	45	31	50	42	55	42	36	54	27	24	44	36	45	▼	486
Criminal	2018	239	-	-	-	-	-	-	-	-	-	-	-	239	-29.5%	239
	2017	339	217	644	146	190	205	301	262	331	171	967	153	339	▼	3,926
Miscellaneous	2018	164	-	-	-	-	-	-	-	-	-	-	-	164	49.1%	164
	2017	110	128	108	74	101	89	80	84	74	118	131	109	110	▲	1,206
Other	2018	8	-	-	-	-	-	-	-	-	-	-	-	8	-11.1%	8
	2017	9	7	3	8	5	13	4	3	5	8	8	11	9	▼	84

Filings by Division & Case Category																
		Jan	Feb	Mar	Apr	May	Jun	Jul	Aug	Sep	Oct	Nov	Dec	Thru Jan	% Change	Total
Civil	Administrative Law	2018	1	-	-	-	-	-	-	-	-	-	-	1	1	1
		2017	-	-	-	1	1	-	-	-	-	1	-	0	↔	3
	Contested Divorce	2018	6	-	-	-	-	-	-	-	-	-	-	6	20.0%	6
		2017	5	3	8	4	9	10	6	5	4	4	6	5	▲	69
	Domestic and Family - Level 1	2018	1	-	-	-	-	-	-	-	-	-	-	1	-75.0%	1
		2017	4	1	3	3	4	4	9	6	7	2	2	4	▼	46
	Domestic and Family - Level 2	2018	-	-	-	-	-	-	-	-	-	-	-	0	-100.0%	0
		2017	2	2	3	3	8	4	2	5	6	3	4	3	▼	45
	General Civil - Level 1	2018	1	-	-	-	-	-	-	-	-	-	-	1	1	1
		2017	-	-	-	-	-	-	2	1	-	-	-	0	↔	4
	General Civil - Level 2	2018	5	-	-	-	-	-	-	-	-	-	-	5	-54.5%	5
		2017	11	6	10	9	8	9	5	10	2	8	11	6	▼	95
	General Civil - Level 3	2018	7	-	-	-	-	-	-	-	-	-	-	7	-12.5%	7
		2017	8	3	7	3	10	3	-	7	1	1	6	9	▼	58
Criminal	Probates/Wills & Trusts - Level 1	2018	-	-	-	-	-	-	-	-	-	-	-	0	0	0
		2017	-	-	-	-	-	1	-	-	-	-	1	0	↔	2
	Probates/Wills & Trusts - Level 2	2018	3	-	-	-	-	-	-	-	-	-	-	3	50.0%	3
		2017	2	4	4	4	3	2	2	5	2	-	1	2	▲	29
	Uncontested Divorce	2018	15	-	-	-	-	-	-	-	-	-	-	15	15.4%	15
		2017	13	12	15	15	13	9	11	14	4	6	12	13	▲	135
	Capital Murder	2018	-	-	-	-	-	-	-	-	-	-	-	0	0	0
		2017	-	-	1	-	-	-	-	-	-	-	-	0	↔	1
	Felonies and Related Matters	2018	162	-	-	-	-	-	-	-	-	-	-	162	-37.7%	162
		2017	260	188	496	111	126	154	195	217	223	145	845	260	▼	3,085
	Misdemeanor	2018	75	-	-	-	-	-	-	-	-	-	-	75	2.7%	75
		2017	73	26	142	30	62	48	102	44	105	22	119	73	▲	798
	Other Criminally Related Matters	2018	2	-	-	-	-	-	-	-	-	-	-	2	-66.7%	2
		2017	6	3	5	5	2	3	4	1	3	4	3	6	▼	42
Miscellaneous		2018	164	-	-	-	-	-	-	-	-	-	-	164	49.1%	164
		2017	110	128	108	74	101	89	80	84	74	118	131	110	▲	1,206
Other		2018	8	-	-	-	-	-	-	-	-	-	-	8	-11.1%	8
		2017	9	7	3	8	5	13	4	3	5	8	8	9	▼	84

January 2017 -- January 2018 Filings

Dashboard

Court: Lee Circuit

Start/End Date: Jan-17 / Jan-18

2017 Average Month: 180

Jan-Jan 2017: 171

Filings Trending: ▲

Circuit/Court ID: 30

230105

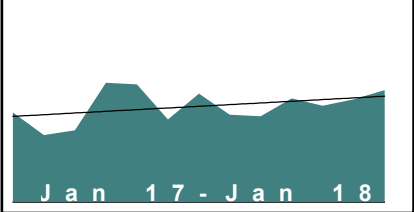
Type of Case: Filings

2018 Average Month:214

Jan-Jan 2018 : 214

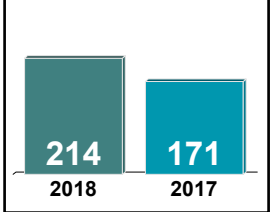
Overall AVG. Month: 183

Monthly Filings Summary



Jan 17 - Jan 18

Jan --- Jan Filings



214 171

2018 2017

Filings by Division																
		Jan	Feb	Mar	Apr	May	Jun	Jul	Aug	Sep	Oct	Nov	Dec	Thru Jan	% Change	Total
Total	2018	214	-	-	-	-	-	-	-	-	-	-	-	214	25.1%	214
	2017	171	128	137	228	225	158	207	167	164	198	184	196	171	▲	2,163
Civil	2018	28	-	-	-	-	-	-	-	-	-	-	-	28	75.0%	28
	2017	16	14	25	23	15	32	28	30	29	27	18	16	16	▲	273
Criminal	2018	111	-	-	-	-	-	-	-	-	-	-	-	111	11.0%	111
	2017	100	63	40	154	166	85	147	94	90	126	102	127	100	▲	1,294
Miscellaneous	2018	74	-	-	-	-	-	-	-	-	-	-	-	74	48.0%	74
	2017	50	47	67	45	41	38	26	37	38	42	63	53	50	▲	547
Other	2018	1	-	-	-	-	-	-	-	-	-	-	-	1	-80.0%	1
	2017	5	4	5	6	3	3	6	6	7	3	1	-	5	▼	49

Filings by Division & Case Category																		
			Jan	Feb	Mar	Apr	May	Jun	Jul	Aug	Sep	Oct	Nov	Dec	Thru Jan	% Change	Total	
Civil	Administrative Law	2018	-	-	-	-	-	-	-	-	-	-	-	-	-	0	0	0
		2017	-	-	-	-	-	-	1	-	-	1	-	-	-	0	↔	2
	Contested Divorce	2018	3	-	-	-	-	-	-	-	-	-	-	-	-	3	200.0%	3
		2017	1	3	-	3	1	3	3	2	2	1	2	1	1	1	▲	22
	Domestic and Family - Level 1	2018	4	-	-	-	-	-	-	-	-	-	-	-	-	4	100.0%	4
		2017	2	1	-	2	-	2	1	-	2	3	-	-	-	2	▲	13
	Domestic and Family - Level 2	2018	1	-	-	-	-	-	-	-	-	-	-	-	-	1	-75.0%	1
		2017	4	-	4	3	4	6	3	7	5	2	2	4	4	4	▼	44
	General Civil - Level 1	2018	-	-	-	-	-	-	-	-	-	-	-	-	-	0	0	0
		2017	-	-	-	-	1	1	-	1	1	1	-	-	-	0	↔	5
	General Civil - Level 2	2018	4	-	-	-	-	-	-	-	-	-	-	-	-	4	100.0%	4
		2017	2	4	4	4	-	5	1	6	4	6	1	1	2	2	▲	38
	General Civil - Level 3	2018	5	-	-	-	-	-	-	-	-	-	-	-	-	5	150.0%	5
		2017	2	2	3	6	4	1	6	6	8	2	4	3	2	2	▲	47
Probates/Wills & Trusts - Level 1	2018	-	-	-	-	-	-	-	-	-	-	-	-	-	0	0	0	
	2017	-	-	-	-	-	-	-	-	-	1	-	-	-	0	↔	1	
Probates/Wills & Trusts - Level 2	2018	4	-	-	-	-	-	-	-	-	-	-	-	-	4	100.0%	4	
	2017	2	-	-	-	1	7	3	1	3	3	6	3	2	2	▲	29	
Uncontested Divorce	2018	7	-	-	-	-	-	-	-	-	-	-	-	-	7	133.3%	7	
	2017	3	4	14	5	4	7	10	7	3	8	3	4	3	3	▲	72	
Criminal	Felonies and Related Matters	2018	79	-	-	-	-	-	-	-	-	-	-	-	-	79	2.6%	79
		2017	77	41	19	89	134	51	110	66	74	85	70	79	77	77	▲	895
	Misdemeanor	2018	28	-	-	-	-	-	-	-	-	-	-	-	-	28	27.3%	28
		2017	22	16	20	21	22	27	26	20	14	28	24	35	22	22	▲	275
	Other Criminally Related Matters	2018	4	-	-	-	-	-	-	-	-	-	-	-	-	4	300.0%	4
		2017	1	6	1	44	10	7	11	8	2	13	8	13	1	1	▲	124
	Miscellaneous	2018	74	-	-	-	-	-	-	-	-	-	-	-	-	74	48.0%	74
		2017	50	47	67	45	41	38	26	37	38	42	63	53	50	50	▲	547
	Other	2018	1	-	-	-	-	-	-	-	-	-	-	-	-	1	-80.0%	1
		2017	5	4	5	6	3	3	6	6	7	3	1	-	5	5	▼	49

January 2017 -- January 2018 Filings

Dashboard

Court: Scott Circuit

Circuit/Court ID: 30

Start/End Date: Jan-17 / Jan-18

230169

2017 Average Month: 236

Type of Case: Filings

Jan-Jan 2017: 453

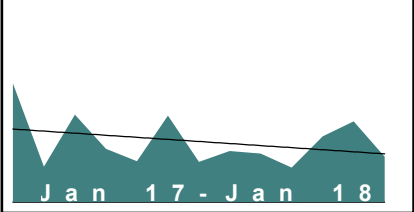
2018 Average Month:173

Jan-Jan 2018 : 173

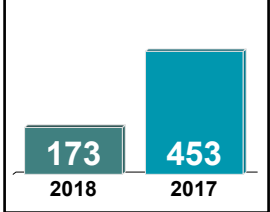
Filings Trending: ▼

Overall AVG. Month: 231

Monthly Filings Summary



Jan --- Jan Filings



Filings by Division																
		Jan	Feb	Mar	Apr	May	Jun	Jul	Aug	Sep	Oct	Nov	Dec	Thru Jan	% Change	Total
Total	2018	173	-	-	-	-	-	-	-	-	-	-	-	173	-61.8%	173
	2017	453	135	334	203	156	330	154	195	185	132	251	308	453	▼	2,836
Civil	2018	27	-	-	-	-	-	-	-	-	-	-	-	27	92.9%	27
	2017	14	18	33	19	16	28	32	23	25	17	14	18	14	▲	257
Criminal	2018	45	-	-	-	-	-	-	-	-	-	-	-	45	-87.6%	45
	2017	363	43	201	139	87	240	72	114	108	55	169	192	363	▼	1,783
Miscellaneous	2018	101	-	-	-	-	-	-	-	-	-	-	-	101	34.7%	101
	2017	75	74	100	45	53	62	50	58	52	60	68	98	75	▲	795
Other	2018	-	-	-	-	-	-	-	-	-	-	-	-	0	-100.0%	0
	2017	1	-	-	-	-	-	-	-	-	-	-	-	1	▼	1

Filings by Division & Case Category																
		Jan	Feb	Mar	Apr	May	Jun	Jul	Aug	Sep	Oct	Nov	Dec	Thru Jan	% Change	Total
Civil	Administrative Law	2018	-	-	-	-	-	-	-	-	-	-	-	0	0	0
		2017	-	-	-	-	-	1	-	1	-	-	-	0	↔	2
	Contested Divorce	2018	3	-	-	-	-	-	-	-	-	-	-	3	0.0%	3
		2017	3	-	4	1	2	4	3	2	2	-	2	3	↔	24
	Domestic and Family - Level 1	2018	3	-	-	-	-	-	-	-	-	-	-	3	3	3
		2017	-	-	12	-	2	7	6	5	7	3	-	0	↔	44
	Domestic and Family - Level 2	2018	1	-	-	-	-	-	-	-	-	-	-	1	0.0%	1
		2017	1	-	2	1	3	-	1	-	2	1	1	4	↔	16
	General Civil - Level 1	2018	-	-	-	-	-	-	-	-	-	-	-	0	0	0
		2017	-	-	-	-	-	-	2	-	-	-	-	0	↔	2
	General Civil - Level 2	2018	4	-	-	-	-	-	-	-	-	-	-	4	100.0%	4
		2017	2	1	4	5	4	6	3	2	1	3	2	5	2	38
	General Civil - Level 3	2018	5	-	-	-	-	-	-	-	-	-	-	5	150.0%	5
		2017	2	4	2	4	2	6	3	4	5	3	5	2	2	42
Criminal	Probates/Wills & Trusts - Level 1	2018	1	-	-	-	-	-	-	-	-	-	-	1	1	1
		2017	-	-	-	-	-	-	-	-	-	-	-	0	↔	0
	Probates/Wills & Trusts - Level 2	2018	-	-	-	-	-	-	-	-	-	-	-	0	-100.0%	0
		2017	1	1	2	1	1	3	4	1	2	2	1	1	▼	20
	Uncontested Divorce	2018	10	-	-	-	-	-	-	-	-	-	-	10	100.0%	10
		2017	5	12	7	7	2	4	12	4	6	5	2	3	5	69
	Felonies and Related Matters	2018	33	-	-	-	-	-	-	-	-	-	-	33	-89.4%	33
		2017	310	17	142	103	49	212	37	58	62	20	129	310	▼	1,267
	Misdemeanor	2018	10	-	-	-	-	-	-	-	-	-	-	10	-77.8%	10
		2017	45	25	48	32	32	26	25	45	40	28	38	45	▼	440
Miscellaneous	Other Criminally Related Matters	2018	2	-	-	-	-	-	-	-	-	-	-	2	-75.0%	2
		2017	8	1	11	4	6	2	10	11	6	7	2	8	▼	76
Other	Miscellaneous	2018	101	-	-	-	-	-	-	-	-	-	-	101	34.7%	101
		2017	75	74	100	45	53	62	50	58	52	60	68	75	▲	795
	Other	2018	-	-	-	-	-	-	-	-	-	-	-	0	-100.0%	0
		2017	1	-	-	-	-	-	-	-	-	-	-	1	▼	1

January 2017 -- January 2018 Filings

Dashboard

Court: Wise Circuit

Circuit/Court ID: 30

Start/End Date: Jan-17 / Jan-18

230195

2017 Average Month: 394

Type of Case: Filings

Jan-Jan 2017: 530

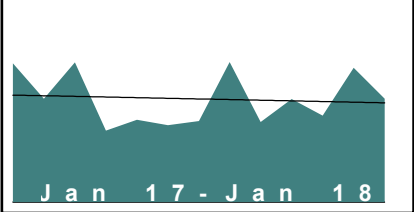
2018 Average Month: 395

Filings Trending: ▼

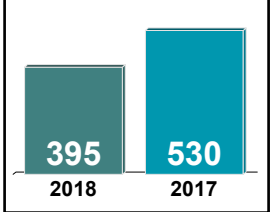
Jan-Jan 2018 : 395

Overall AVG. Month: 394

Monthly Filings Summary



Jan --- Jan Filings



Filings by Division																
		Jan	Feb	Mar	Apr	May	Jun	Jul	Aug	Sep	Oct	Nov	Dec	Thru Jan	% Change	Total
Total	2018	395	-	-	-	-	-	-	-	-	-	-	-	395	-25.5%	395
	2017	530	395	533	273	314	294	309	535	306	393	330	513	530	▼	4,725
Civil	2018	39	-	-	-	-	-	-	-	-	-	-	-	39	-36.1%	39
	2017	61	51	70	44	56	38	38	69	56	48	45	24	61	▼	600
Criminal	2018	233	-	-	-	-	-	-	-	-	-	-	-	233	-41.8%	233
	2017	400	258	360	154	174	167	201	362	162	241	179	395	400	▼	3,053
Miscellaneous	2018	119	-	-	-	-	-	-	-	-	-	-	-	119	80.3%	119
	2017	66	81	98	72	81	82	70	101	84	93	106	92	66	▲	1,026
Other	2018	4	-	-	-	-	-	-	-	-	-	-	-	4	33.3%	4
	2017	3	5	5	3	3	7	-	3	4	11	-	2	3	▲	46

Filings by Division & Case Category																
		Jan	Feb	Mar	Apr	May	Jun	Jul	Aug	Sep	Oct	Nov	Dec	Thru Jan	% Change	Total
Civil	Administrative Law	2018	-	-	-	-	-	-	-	-	-	-	-	0	0	0
		2017	-	1	1	1	1	-	-	-	-	-	-	0	↔	4
	Contested Divorce	2018	4	-	-	-	-	-	-	-	-	-	-	4	33.3%	4
		2017	3	5	8	3	5	8	5	13	8	4	6	3	▲	69
	Domestic and Family - Level 1	2018	12	-	-	-	-	-	-	-	-	-	-	12	-45.5%	12
		2017	22	10	5	9	11	3	4	11	8	5	5	1	▼	94
	Domestic and Family - Level 2	2018	1	-	-	-	-	-	-	-	-	-	-	1	-66.7%	1
		2017	3	6	9	4	7	1	4	7	7	-	5	4	▼	57
	General Civil - Level 1	2018	-	-	-	-	-	-	-	-	-	-	-	0	0	0
		2017	-	-	-	1	-	1	2	-	3	1	-	0	↔	8
	General Civil - Level 2	2018	9	-	-	-	-	-	-	-	-	-	-	9	50.0%	9
		2017	6	3	9	4	5	2	5	5	7	5	5	2	▲	58
	General Civil - Level 3	2018	3	-	-	-	-	-	-	-	-	-	-	3	-50.0%	3
		2017	6	3	11	2	8	7	5	7	12	10	6	5	▼	82
Criminal	Probates/Wills & Trusts - Level 1	2018	-	-	-	-	-	-	-	-	-	-	-	0	0	0
		2017	-	-	-	-	1	-	-	-	-	-	-	0	↔	1
	Probates/Wills & Trusts - Level 2	2018	1	-	-	-	-	-	-	-	-	-	-	1	0.0%	1
		2017	1	4	6	1	3	1	3	10	1	5	2	4	↔	41
	Uncontested Divorce	2018	9	-	-	-	-	-	-	-	-	-	-	9	-55.0%	9
		2017	20	19	21	19	15	15	10	16	10	18	16	7	▼	186
	Capital Murder	2018	-	-	-	-	-	-	-	-	-	-	-	0	0	0
		2017	-	-	-	1	-	-	2	-	-	-	-	0	↔	3
	Felonies and Related Matters	2018	173	-	-	-	-	-	-	-	-	-	-	173	-39.5%	173
		2017	286	172	322	102	110	130	157	265	120	179	128	286	▼	2,296
	Misdemeanor	2018	48	-	-	-	-	-	-	-	-	-	-	48	-51.5%	48
		2017	99	78	33	42	58	34	39	85	37	56	43	99	▼	665
	Other Criminally Related Matters	2018	12	-	-	-	-	-	-	-	-	-	-	12	-20.0%	12
		2017	15	8	5	9	6	3	5	10	5	6	8	9	▼	89
Miscellaneous		2018	119	-	-	-	-	-	-	-	-	-	-	119	80.3%	119
		2017	66	81	98	72	81	82	70	101	84	93	106	92	▲	1,026
Other		2018	4	-	-	-	-	-	-	-	-	-	-	4	33.3%	4
		2017	3	5	5	3	3	7	-	3	4	11	-	3	▲	46

January 2017 -- January 2018 Filings

Dashboard

Court: Prince William Circuit

Circuit/Court ID: 31

Start/End Date: Jan-17 / Jan-18

231153

2017 Average Month: 1,567

Type of Case: Filings

Jan-Jan 2017: 1,565

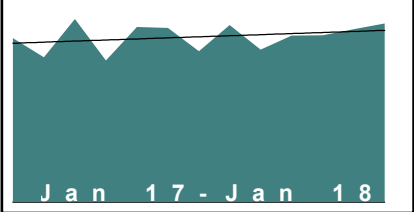
2018 Average Month:1,706

Filings Trending: ▲

Jan-Jan 2018 : 1,706

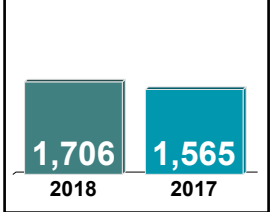
Overall AVG. Month: 1,578

Monthly Filings Summary



Jan 17 - Jan 18

Jan --- Jan Filings



1,706 1,565

2018 2017

Filings by Division																
		Jan	Feb	Mar	Apr	May	Jun	Jul	Aug	Sep	Oct	Nov	Dec	Thru Jan	% Change	Total
Total	2018	1,706	-	-	-	-	-	-	-	-	-	-	-	1,706	9.0%	1,706
	2017	1,565	1,383	1,748	1,353	1,673	1,664	1,441	1,690	1,457	1,590	1,593	1,649	1,565	▲	18,806
Civil	2018	298	-	-	-	-	-	-	-	-	-	-	-	298	26.3%	298
	2017	236	244	283	258	288	268	225	297	265	256	245	248	236	▲	3,113
Criminal	2018	491	-	-	-	-	-	-	-	-	-	-	-	491	11.6%	491
	2017	440	405	541	411	581	572	528	541	480	558	480	578	440	▲	6,115
Miscellaneous	2018	818	-	-	-	-	-	-	-	-	-	-	-	818	6.8%	818
	2017	766	676	827	613	697	756	617	745	641	718	786	740	766	▲	8,582
Other	2018	99	-	-	-	-	-	-	-	-	-	-	-	99	-19.5%	99
	2017	123	58	97	71	107	68	71	107	71	58	82	83	123	▼	996

Filings by Division & Case Category																		
			Jan	Feb	Mar	Apr	May	Jun	Jul	Aug	Sep	Oct	Nov	Dec	Thru Jan	% Change	Total	
Civil	Administrative Law	2018	1	-	-	-	-	-	-	-	-	-	-	-	-	1	1	1
		2017	-	1	3	1	2	-	-	2	4	6	1	-	0	↔	20	
	Contested Divorce	2018	33	-	-	-	-	-	-	-	-	-	-	-	-	33	0.0%	33
		2017	33	37	45	19	31	33	20	34	25	28	34	32	33	↔	371	
	Domestic and Family - Level 1	2018	28	-	-	-	-	-	-	-	-	-	-	-	-	28	100.0%	28
		2017	14	10	17	22	25	22	25	33	21	18	20	16	14	▲	243	
	Domestic and Family - Level 2	2018	21	-	-	-	-	-	-	-	-	-	-	-	-	21	61.5%	21
		2017	13	7	20	14	13	18	8	15	13	9	9	15	13	▲	154	
	General Civil - Level 1	2018	3	-	-	-	-	-	-	-	-	-	-	-	-	3	0.0%	3
		2017	3	6	8	2	2	2	3	3	4	5	5	3	3	↔	46	
	General Civil - Level 2	2018	105	-	-	-	-	-	-	-	-	-	-	-	-	105	69.4%	105
		2017	62	82	73	71	75	87	57	76	84	80	73	71	62	▲	891	
	General Civil - Level 3	2018	26	-	-	-	-	-	-	-	-	-	-	-	-	26	4.0%	26
		2017	25	24	28	35	30	21	25	24	28	24	20	30	25	▲	314	
Probates/Wills & Trusts - Level 1	2018	-	-	-	-	-	-	-	-	-	-	-	-	-	0	-100.0%	0	
	2017	1	-	1	1	-	-	-	1	-	1	-	-	1	▼	5		
Probates/Wills & Trusts - Level 2	2018	10	-	-	-	-	-	-	-	-	-	-	-	-	10	0.0%	10	
	2017	10	9	9	14	12	13	7	14	9	6	10	9	10	↔	122		
Protective Orders	2018	-	-	-	-	-	-	-	-	-	-	-	-	-	0	0	0	
	2017	-	-	-	-	2	-	-	-	1	-	-	-	0	↔	3		
Uncontested Divorce	2018	71	-	-	-	-	-	-	-	-	-	-	-	-	71	-5.3%	71	
	2017	75	68	79	79	96	72	80	95	76	79	73	72	75	▼	944		
Criminal	Capital Murder	2018	-	-	-	-	-	-	-	-	-	-	-	-	0	0	0	
		2017	-	-	-	-	-	-	-	-	-	1	-	-	0	↔	1	
	Felonies and Related Matters	2018	336	-	-	-	-	-	-	-	-	-	-	-	-	336	8.7%	336
		2017	309	255	302	284	331	346	315	329	279	390	289	371	309	▲	3,800	
	Misdemeanor	2018	108	-	-	-	-	-	-	-	-	-	-	-	-	108	21.3%	108
		2017	89	91	138	79	141	121	133	117	92	121	117	142	89	▲	1,381	
	Other Criminally Related Matters	2018	47	-	-	-	-	-	-	-	-	-	-	-	-	47	11.9%	47
		2017	42	59	101	48	109	105	80	95	109	46	74	65	42	▲	933	
	Miscellaneous	2018	818	-	-	-	-	-	-	-	-	-	-	-	-	818	6.8%	818
		2017	766	676	827	613	697	756	617	745	641	718	786	740	766	▲	8,582	
	Other	2018	99	-	-	-	-	-	-	-	-	-	-	-	-	99	-19.5%	99
		2017	123	58	97	71	107	68	71	107	71	58	82	83	123	▼	996	