

January 2016 -- September 2017 Filings

Dashboard

Court: Chesapeake Circuit

Start/End Date: Jan-16 / Sep-17

2016 Average Month: 1,354

Jan-Sep 2016: 12,338

Filings Trending: ▲

Circuit/Court ID: 1 201550

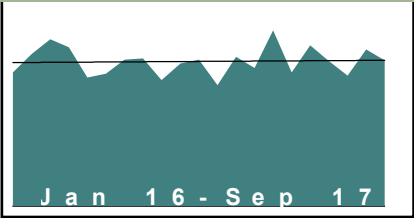
Type of Case: Filings

2017 Average Month:1,417

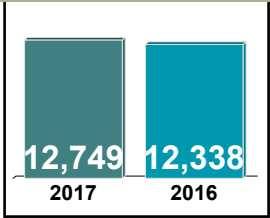
Jan-Sep 2017 : 12,749

Overall AVG. Month: 1,381

Monthly Filings Summary



Jan --- Sep Filings



Filings by Division																
		Jan	Feb	Mar	Apr	May	Jun	Jul	Aug	Sep	Oct	Nov	Dec	Thru Sep	% Change	Total
Total	2017	1,425	1,319	1,678	1,277	1,534	1,385	1,245	1,494	1,392	-	-	-	12,749	3.3%	12,749
	2016	1,275	1,452	1,592	1,517	1,228	1,264	1,399	1,409	1,202	1,361	1,398	1,153	12,338	▲	16,250
Civil	2017	184	141	201	180	241	194	245	281	271	-	-	-	1,938	10.3%	1,938
	2016	192	195	209	192	220	156	153	271	169	202	160	175	1,757	▲	2,294
Criminal	2017	602	585	766	603	774	658	507	617	574	-	-	-	5,686	7.3%	5,686
	2016	403	545	755	719	541	613	664	546	514	669	691	427	5,300	▲	7,087
Miscellaneous	2017	458	480	528	359	361	395	345	420	387	-	-	-	3,733	-6.6%	3,733
	2016	559	583	489	397	335	390	426	433	385	388	431	447	3,997	▼	5,263
Other	2017	181	113	183	135	158	138	148	176	160	-	-	-	1,392	8.4%	1,392
	2016	121	129	139	209	132	105	156	159	134	102	116	104	1,284	▲	1,606

Filings by Division & Case Category																
		Jan	Feb	Mar	Apr	May	Jun	Jul	Aug	Sep	Oct	Nov	Dec	Thru Sep	% Change	Total
Civil	Administrative Law	2017	-	2	4	-	1	-	2	-	-	-	-	9	-55.0%	9
		2016	3	3	3	2	-	2	5	2	2	2	4	20	▼	28
	Contested Divorce	2017	26	22	37	24	41	35	41	64	56	-	-	346	30.1%	346
		2016	27	37	35	36	29	23	18	31	30	21	26	266	▲	331
	Domestic and Family - Level 1	2017	12	7	10	8	12	7	3	2	9	-	-	70	-69.7%	70
		2016	9	20	30	27	19	20	23	61	22	26	12	231	▼	282
	Domestic and Family - Level 2	2017	7	6	8	12	6	14	5	5	7	-	-	70	2.9%	70
		2016	5	7	11	16	5	8	5	8	3	7	2	68	▲	83
	General Civil - Level 1	2017	1	-	3	-	4	2	2	7	-	-	-	21	-44.7%	21
		2016	5	4	3	3	10	1	8	3	1	1	2	38	▼	42
	General Civil - Level 2	2017	40	21	33	37	49	26	32	37	35	-	-	310	-11.4%	310
		2016	49	45	34	25	52	26	32	51	36	34	36	350	▼	454
	General Civil - Level 3	2017	25	10	30	24	24	20	24	21	14	-	-	192	22.3%	192
		2016	20	6	14	14	26	13	11	35	18	27	16	157	▲	231
Criminal	Probates/Wills & Trusts - Level 1	2017	-	1	-	-	-	1	-	1	-	-	-	3	-50.0%	3
		2016	-	-	2	-	-	-	3	1	-	-	2	6	▼	8
	Probates/Wills & Trusts - Level 2	2017	6	5	8	8	24	7	5	7	4	-	-	74	19.4%	74
		2016	7	7	9	6	11	7	4	5	6	11	11	62	▲	92
	Uncontested Divorce	2017	67	67	68	67	80	82	133	140	139	-	-	843	50.8%	843
		2016	67	66	68	63	68	56	66	49	73	59	52	559	▲	743
Criminal	Felonies and Related Matters	2017	462	394	537	404	548	466	332	364	393	-	-	3,900	3.0%	3,900
		2016	292	358	554	529	385	437	491	370	369	503	512	3,785	▲	5,076
	Misdemeanor	2017	105	146	162	159	168	146	121	191	140	-	-	1,338	19.4%	1,338
		2016	83	142	142	146	107	129	118	140	114	132	138	1,121	▲	1,504
Criminal	Other Criminally Related Matters	2017	35	45	67	40	58	46	54	62	41	-	-	448	13.7%	448
		2016	28	45	59	44	49	47	55	36	31	34	41	394	▲	507
Miscellaneous		2017	458	480	528	359	361	395	345	420	387	-	-	3,733	-6.6%	3,733
		2016	559	583	489	397	335	390	426	433	385	388	431	3,997	▼	5,263
Other		2017	181	113	183	135	158	138	148	176	160	-	-	1,392	8.4%	1,392
		2016	121	129	139	209	132	105	156	159	134	102	116	1,284	▲	1,606

January 2016 -- September 2017 Filings

Dashboard

Court: Accomack Circuit

Start/End Date: Jan-16 / Sep-17

2016 Average Month: 132

Jan-Sep 2016: 1,172

Filings Trending: ↔

Circuit/Court ID: 2 202001

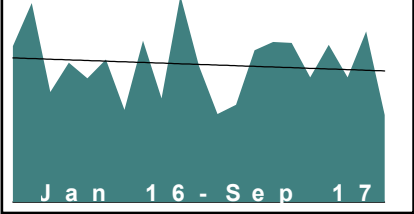
Type of Case: Filings

2017 Average Month:131

Jan-Sep 2017 : 1,177

Overall AVG. Month: 131

Monthly Filings Summary



Jan --- Sep Filings

1,177

2017

1,172

2016

Filings by Division																
		Jan	Feb	Mar	Apr	May	Jun	Jul	Aug	Sep	Oct	Nov	Dec	Thru Sep	% Change	Total
Total	2017	93	145	153	152	119	150	119	163	83	-	-	-	1,177	0.4%	1,177
	2016	149	190	105	133	118	136	88	154	99	197	130	84	1,172	▲	1,583
Civil	2017	16	20	30	19	23	35	49	39	14	-	-	-	245	29.6%	245
	2016	20	18	13	21	25	23	20	31	18	27	18	16	189	▲	250
Criminal	2017	24	66	36	91	49	70	29	50	14	-	-	-	429	11.7%	429
	2016	22	65	16	53	33	68	29	67	31	81	23	14	384	▲	502
Miscellaneous	2017	49	50	73	32	39	36	34	65	52	-	-	-	430	-25.3%	430
	2016	101	105	75	58	56	44	37	53	47	85	88	48	576	▼	797
Other	2017	4	9	14	10	8	9	7	9	3	-	-	-	73	217.4%	73
	2016	6	2	1	1	4	1	2	3	3	4	1	6	23	▲	34

Filings by Division & Case Category																
		Jan	Feb	Mar	Apr	May	Jun	Jul	Aug	Sep	Oct	Nov	Dec	Thru Sep	% Change	Total
Civil	Administrative Law	2017	-	-	-	-	-	-	-	-	-	-	-	0	-100.0%	0
		2016	-	2	-	1	-	1	1	-	-	-	-	6	▼	6
	Contested Divorce	2017	-	3	8	2	3	4	4	2	-	-	-	29	38.1%	29
		2016	2	3	2	-	6	4	3	1	1	2	3	21	▲	27
	Domestic and Family - Level 1	2017	-	-	-	-	-	-	-	-	-	-	-	0	-100.0%	0
		2016	3	3	3	1	-	2	1	-	2	-	3	13	▼	18
	Domestic and Family - Level 2	2017	2	-	7	2	1	2	1	-	-	-	-	15	150.0%	15
		2016	-	-	-	2	-	2	2	-	-	-	-	6	▲	6
	General Civil - Level 1	2017	1	-	-	-	1	1	-	1	-	-	-	4	-20.0%	4
		2016	1	1	-	-	-	1	1	1	-	1	-	5	▼	6
	General Civil - Level 2	2017	5	2	5	5	5	10	12	2	-	-	-	66	26.9%	66
		2016	5	2	3	7	4	5	3	16	7	12	6	52	▲	75
	General Civil - Level 3	2017	5	3	4	6	5	14	15	2	-	-	-	71	255.0%	71
		2016	1	1	1	-	3	1	4	6	3	5	3	20	▲	32
Criminal	Probates/Wills & Trusts - Level 1	2017	-	-	-	-	-	-	-	-	-	-	-	0	-100.0%	0
		2016	-	-	1	-	-	-	-	-	-	-	-	1	▼	1
	Probates/Wills & Trusts - Level 2	2017	-	1	-	-	-	2	1	2	-	-	-	6	50.0%	6
		2016	-	1	1	-	1	-	1	-	2	1	-	4	▲	7
	Protective Orders	2017	-	-	-	-	-	-	-	-	-	-	-	0	-100.0%	0
		2016	-	-	-	-	-	-	1	-	1	-	-	1	▼	2
	Uncontested Divorce	2017	3	11	6	4	8	3	7	5	7	-	-	54	-10.0%	54
		2016	8	5	2	10	11	8	7	3	6	4	5	60	▼	70
	Capital Murder	2017	-	1	-	-	-	-	-	-	-	-	-	1	0.0%	1
		2016	-	1	-	-	-	-	-	-	-	-	-	1	↔	1
Miscellaneous	Felonies and Related Matters	2017	11	45	9	71	23	62	16	35	9	-	-	281	12.9%	281
		2016	8	57	8	38	21	49	9	47	12	60	18	249	▲	336
	Misdemeanor	2017	10	20	23	20	22	6	9	10	4	-	-	124	26.5%	124
		2016	9	6	4	14	12	13	14	14	12	18	4	98	▲	125
Other	Other Criminally Related Matters	2017	3	-	4	-	4	2	4	5	1	-	-	23	-36.1%	23
		2016	5	1	4	1	-	6	6	7	3	1	-	36	▼	40
Total	Miscellaneous	2017	49	50	73	32	39	36	34	65	52	-	-	430	-25.3%	430
		2016	101	105	75	58	56	44	37	53	47	85	88	576	▼	797
Other	Other	2017	4	9	14	10	8	9	9	3	-	-	-	73	217.4%	73
		2016	6	2	1	1	4	1	2	3	4	1	6	23	▲	34

January 2016 -- September 2017 Filings

Dashboard

Court: Northampton Circuit

Start/End Date: Jan-16 / Sep-17

2016 Average Month: 91

Jan-Sep 2016: 857

Filings Trending: ▼

Circuit/Court ID: 2 202131

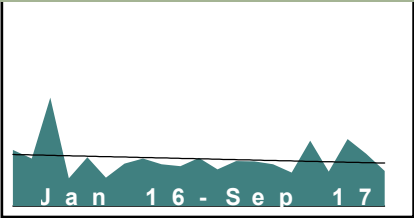
Type of Case: Filings

2017 Average Month:89

Jan-Sep 2017 : 801

Overall AVG. Month: 90

Monthly Filings Summary



Jan --- Sep Filings

801

2017

857

2016

Filings by Division																
		Jan	Feb	Mar	Apr	May	Jun	Jul	Aug	Sep	Oct	Nov	Dec	Thru Sep	% Change	Total
Total	2017	86	85	80	64	125	66	128	100	67	-	-	-	801	-6.5%	801
	2016	107	91	207	53	93	54	81	91	80	76	92	70	857	▼	1,095
Civil	2017	8	5	11	14	9	7	22	21	30	-	-	-	127	47.7%	127
	2016	7	9	11	11	12	3	13	9	11	9	3	11	86	▲	109
Criminal	2017	64	57	43	39	95	49	98	62	26	-	-	-	533	-12.2%	533
	2016	76	53	168	27	66	40	57	69	51	44	63	42	607	▼	756
Miscellaneous	2017	14	23	26	11	18	10	8	17	11	-	-	-	138	-15.3%	138
	2016	24	29	28	15	15	10	11	13	18	23	26	17	163	▼	229
Other	2017	-	-	-	-	3	-	-	-	-	-	-	-	3	200.0%	3
	2016	-	-	-	-	-	1	-	-	-	-	-	-	1	▲	1

Filings by Division & Case Category																
		Jan	Feb	Mar	Apr	May	Jun	Jul	Aug	Sep	Oct	Nov	Dec	Thru Sep	% Change	Total
Civil	Administrative Law	2017	-	-	-	-	-	-	-	-	-	-	-	0	-100.0%	0
		2016	-	-	-	-	-	-	1	-	-	-	-	1	▼	1
	Contested Divorce	2017	-	1	2	1	1	2	2	1	-	-	-	11	22.2%	11
		2016	2	1	2	1	-	1	1	1	-	-	-	9	▲	9
	Domestic and Family - Level 1	2017	-	-	-	-	-	-	-	-	-	-	-	0	-100.0%	0
		2016	-	-	2	3	1	1	3	-	3	-	1	10	▼	14
	Domestic and Family - Level 2	2017	-	-	-	-	-	-	-	1	-	-	-	1	-50.0%	1
		2016	-	-	-	-	1	-	-	1	-	-	1	2	▼	3
	General Civil - Level 1	2017	-	-	-	3	-	-	-	-	-	-	-	3	3	3
		2016	-	-	-	-	-	-	-	-	-	-	-	0	↔	0
	General Civil - Level 2	2017	3	2	3	3	1	1	4	3	-	-	-	23	27.8%	23
		2016	-	1	1	-	4	-	5	5	-	1	4	18	▲	23
	General Civil - Level 3	2017	2	-	2	7	3	3	17	10	22	-	-	66	175.0%	66
		2016	2	4	1	5	3	1	5	1	2	2	3	24	▲	31
Criminal	Probates/Wills & Trusts - Level 1	2017	1	-	-	-	-	-	-	-	-	-	-	1	1	1
		2016	-	-	-	-	-	-	-	-	-	-	1	0	↔	1
	Probates/Wills & Trusts - Level 2	2017	-	-	-	-	1	1	-	-	-	-	-	2	-50.0%	2
		2016	1	-	1	1	-	-	-	1	-	-	1	4	▼	5
	Protective Orders	2017	-	-	-	-	-	-	-	-	-	-	-	0	0	0
		2016	-	-	-	-	-	-	-	-	1	-	-	0	↔	1
	Uncontested Divorce	2017	2	2	4	-	1	-	3	5	3	-	-	20	11.1%	20
		2016	2	3	4	1	3	-	3	1	1	3	-	18	▲	21
	Capital Murder	2017	-	-	-	-	-	-	-	-	-	-	-	0	0	0
		2016	-	-	-	-	-	-	-	-	-	2	-	0	↔	2
	Felonies and Related Matters	2017	39	11	13	14	51	14	51	25	18	-	-	236	-29.3%	236
		2016	52	24	148	12	19	12	24	28	15	12	15	334	▼	373
	Misdemeanor	2017	25	25	26	24	30	29	41	34	4	-	-	238	11.2%	238
		2016	21	26	14	10	36	24	15	37	31	27	40	214	▲	305
Miscellaneous	Other Criminally Related Matters	2017	-	21	4	1	14	6	6	3	4	-	-	59	0.0%	59
		2016	3	3	6	5	11	4	18	4	5	5	9	59	↔	76
	Miscellaneous	2017	14	23	26	11	18	10	8	17	11	-	-	138	-15.3%	138
		2016	24	29	28	15	15	10	11	13	18	23	26	163	▼	229
	Other	2017	-	-	-	-	3	-	-	-	-	-	-	3	200.0%	3
		2016	-	-	-	-	-	1	-	-	-	-	-	1	▲	1

January 2016 -- September 2017 Filings

Dashboard

Court: Virginia Beach Circuit

Start/End Date: Jan-16 / Sep-17

2016 Average Month: 1,860

Jan-Sep 2016: 17,267

Filings Trending: ▼

Circuit/Court ID: 2 202810

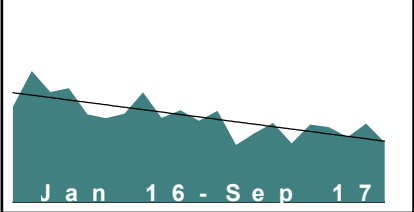
Type of Case: Filings

2017 Average Month:1,313

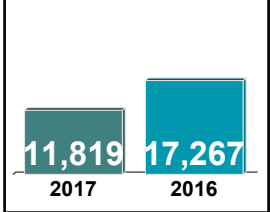
Jan-Sep 2017 : 11,819

Overall AVG. Month: 1,626

Monthly Filings Summary



Jan --- Sep Filings



Filings by Division																	
			Jan	Feb	Mar	Apr	May	Jun	Jul	Aug	Sep	Oct	Nov	Dec	Thru Sep	% Change	Total
Total	2017		1,089	1,314	1,511	1,119	1,478	1,429	1,242	1,498	1,139	-	-	-	11,819	-31.6%	11,819
	2016		1,822	2,500	2,104	2,177	1,673	1,601	1,688	2,095	1,607	1,756	1,551	1,743	17,267	▼	22,317
Civil	2017		309	303	439	280	368	380	305	352	331	-	-	-	3,067	-2.1%	3,067
	2016		326	341	377	322	338	347	313	412	356	287	320	282	3,132	▼	4,021
Criminal	2017		531	770	755	626	776	763	702	838	602	-	-	-	6,363	7.7%	6,363
	2016		482	761	715	626	642	673	636	764	609	686	664	632	5,908	▲	7,890
Miscellaneous	2017		168	166	211	140	215	190	162	220	188	-	-	-	1,660	-77.9%	1,660
	2016		956	1,323	927	1,173	592	516	676	816	549	703	487	743	7,528	▼	9,461
Other	2017		81	75	106	73	119	96	73	88	18	-	-	-	729	4.3%	729
	2016		58	75	85	56	101	65	63	103	93	80	80	86	699	▲	945

Filings by Division & Case Category																	
			Jan	Feb	Mar	Apr	May	Jun	Jul	Aug	Sep	Oct	Nov	Dec	Thru Sep	% Change	Total
Civil	Administrative Law	2017	-	3	2	2	3	-	-	-	3	-	-	-	13	44.4%	13
		2016	1	1	-	1	-	-	-	-	2	4	-	3	1	9	▲
	Contested Divorce	2017	29	30	47	19	37	33	35	35	27	-	-	-	292	2.8%	292
		2016	33	31	34	31	24	41	31	33	26	38	33	30	284	▲	385
	Domestic and Family - Level 1	2017	38	38	43	25	34	28	27	32	27	-	-	-	292	-38.4%	292
		2016	45	36	48	47	53	53	47	70	75	24	55	36	474	▼	589
	Domestic and Family - Level 2	2017	8	12	30	14	12	14	8	16	12	-	-	-	126	-6.7%	126
		2016	11	14	21	17	12	19	15	12	14	8	19	9	135	▼	171
	General Civil - Level 1	2017	8	1	5	2	2	8	3	5	2	-	-	-	36	9.1%	36
		2016	4	5	2	4	3	5	6	4	-	8	1	-	33	▲	42
	General Civil - Level 2	2017	76	75	98	65	76	88	63	78	83	-	-	-	702	16.6%	702
		2016	57	54	79	56	89	66	53	77	71	67	64	65	602	▲	798
	General Civil - Level 3	2017	79	65	95	73	94	116	85	108	93	-	-	-	808	-0.2%	808
		2016	101	95	81	82	72	90	85	115	89	68	71	80	810	▼	1,029
	Probates/Wills & Trusts - Level 1	2017	1	-	1	-	1	1	-	2	1	-	-	-	7	0.0%	7
		2016	1	-	1	2	-	-	2	-	1	1	1	-	7	↔	9
Probates/Wills & Trusts - Level 2	2017	14	14	22	6	21	21	14	11	7	-	-	-	130	14.0%	130	
	2016	14	17	14	6	17	12	7	15	12	10	8	10	114	▲	142	
Protective Orders	2017	-	-	-	-	-	-	-	-	-	-	-	-	0	-100.0%	0	
	2016	-	-	1	2	-	-	-	-	-	-	1	1	3	▼	5	
Uncontested Divorce	2017	56	65	96	74	88	71	70	65	76	-	-	-	661	0.0%	661	
	2016	59	88	96	74	68	61	67	84	64	63	64	50	661	↔	838	
Criminal	Felonies and Related Matters	2017	310	441	402	358	448	447	402	443	340	-	-	-	3,591	13.5%	3,591
		2016	285	477	366	354	375	349	280	368	310	433	333	360	3,164	▲	4,290
	Misdemeanor	2017	188	253	271	214	254	253	244	314	218	-	-	-	2,209	7.7%	2,209
		2016	155	228	271	200	213	247	256	257	224	201	253	216	2,051	▲	2,721
	Other Criminally Related Matters	2017	33	76	82	54	74	63	56	81	44	-	-	-	563	-18.8%	563
		2016	42	56	78	72	54	77	100	139	75	52	78	56	693	▼	879
	Miscellaneous	2017	168	166	211	140	215	190	162	220	188	-	-	-	1,660	-77.9%	1,660
		2016	956	1,323	927	1,173	592	516	676	816	549	703	487	743	7,528	▼	9,461
	Other	2017	81	75	106	73	119	96	73	88	18	-	-	-	729	4.3%	729
		2016	58	75	85	56	101	65	63	103	93	80	80	86	699	▲	945

January 2016 -- September 2017 Filings

Dashboard

Court: Portsmouth Circuit

Circuit/Court ID: 3 203740

Start/End Date: Jan-16 / Sep-17

Type of Case: Filings

2016 Average Month: 743

2017 Average Month:733

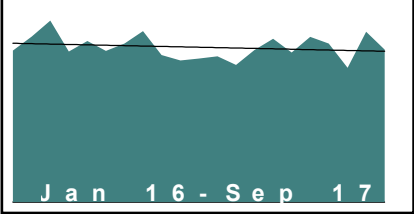
Jan-Sep 2016: 6,863

Jan-Sep 2017 : 6,600

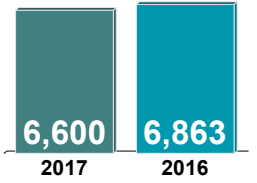
Filings Trending: ▼

Overall AVG. Month: 739

Monthly Filings Summary



Jan --- Sep Filings



Filings by Division																
		Jan	Feb	Mar	Apr	May	Jun	Jul	Aug	Sep	Oct	Nov	Dec	Thru Sep	% Change	Total
Total	2017	655	726	779	714	789	756	641	813	727	-	-	-	6,600	-3.8%	6,600
	2016	723	790	866	718	769	722	757	816	702	676	685	696	6,863	▼	8,920
Civil	2017	129	163	162	172	202	151	166	226	184	-	-	-	1,555	10.0%	1,555
	2016	93	137	197	156	162	182	167	153	166	139	122	142	1,413	▲	1,816
Criminal	2017	257	259	311	311	326	294	213	318	330	-	-	-	2,619	-15.0%	2,619
	2016	355	384	374	285	365	290	367	344	316	295	335	290	3,080	▼	4,000
Miscellaneous	2017	213	217	221	181	187	211	190	225	192	-	-	-	1,837	2.0%	1,837
	2016	220	211	223	197	177	193	165	259	156	202	173	219	1,801	▲	2,395
Other	2017	56	87	85	50	74	100	72	44	21	-	-	-	589	3.5%	589
	2016	55	58	72	80	65	57	58	60	64	40	55	45	569	▲	709

Filings by Division & Case Category																
		Jan	Feb	Mar	Apr	May	Jun	Jul	Aug	Sep	Oct	Nov	Dec	Thru Sep	% Change	Total
Civil	Administrative Law	2017	-	1	-	-	2	1	2	-	-	-	-	7	16.7%	7
		2016	-	-	-	-	-	2	1	3	-	-	-	6	▲	6
	Contested Divorce	2017	10	10	11	9	8	8	10	8	-	-	-	78	-16.1%	78
		2016	7	12	18	9	9	13	4	11	18	5	7	93	▼	123
	Domestic and Family - Level 1	2017	-	1	-	-	1	-	2	2	-	-	-	6	-92.5%	6
		2016	1	11	10	5	12	10	5	17	9	7	17	80	▼	112
	Domestic and Family - Level 2	2017	3	3	5	9	4	4	2	1	-	-	-	32	23.1%	32
		2016	3	-	6	2	2	2	5	4	1	-	-	26	▲	27
	General Civil - Level 1	2017	1	4	3	1	3	2	2	3	-	-	-	20	25.0%	20
		2016	2	2	2	1	-	2	2	2	2	-	2	16	▲	20
	General Civil - Level 2	2017	21	29	21	15	27	20	24	25	-	-	-	202	27.8%	202
		2016	13	24	18	22	17	15	18	14	17	21	26	158	▲	222
	General Civil - Level 3	2017	73	91	86	111	138	91	108	162	-	-	-	995	27.9%	995
		2016	49	63	105	84	94	99	116	68	72	48	78	778	▲	976
Criminal	Probates/Wills & Trusts - Level 1	2017	-	-	-	-	-	-	-	1	-	-	-	1	1	1
		2016	-	-	-	-	-	-	-	-	-	1	-	0	↔	1
	Probates/Wills & Trusts - Level 2	2017	3	4	5	7	5	4	4	7	-	-	-	42	10.5%	42
		2016	3	5	3	5	2	7	1	6	6	2	4	38	▲	50
	Protective Orders	2017	-	-	-	-	-	-	-	-	-	-	-	0	-100.0%	0
		2016	-	-	4	3	2	2	-	3	2	4	2	16	▼	24
	Uncontested Divorce	2017	18	20	31	20	14	21	20	19	-	-	-	172	-14.9%	172
		2016	15	20	31	25	24	30	19	22	14	24	15	202	▼	255
	Capital Murder	2017	-	-	-	-	-	-	-	-	-	-	-	0	0	0
		2016	-	-	-	-	-	-	-	-	-	-	1	0	↔	1
Criminal	Felonies and Related Matters	2017	189	165	209	224	209	185	119	208	-	-	-	1,734	-13.3%	1,734
		2016	239	255	230	186	250	190	239	216	217	201	184	1,999	▼	2,601
	Misdemeanor	2017	56	71	73	72	91	80	64	77	-	-	-	649	-19.7%	649
		2016	86	96	106	63	94	75	95	103	65	75	74	808	▼	1,022
	Other Criminally Related Matters	2017	12	23	29	15	26	29	30	33	-	-	-	236	-13.6%	236
Criminal		2016	30	33	38	36	21	25	33	25	32	13	59	273	▼	376
	Miscellaneous	2017	213	217	221	181	187	211	190	225	-	-	-	1,837	2.0%	1,837
Criminal		2016	220	211	223	197	177	193	165	259	156	202	173	1,801	▲	2,395
	Other	2017	56	87	85	50	74	100	72	44	-	-	-	589	3.5%	589
Criminal		2016	55	58	72	80	65	57	58	60	40	55	45	569	▲	709

January 2016 -- September 2017 Filings

Dashboard

Court: Norfolk Circuit

Start/End Date: Jan-16 / Sep-17

2016 Average Month: 2,039

Jan-Sep 2016: 18,616

Filings Trending: ▼

Circuit/Court ID: 4 204710

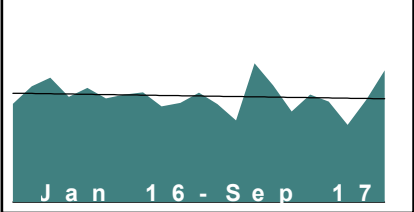
Type of Case: Filings

2017 Average Month:2,008

Jan-Sep 2017 : 18,070

Overall AVG. Month: 2,026

Monthly Filings Summary



Jan --- Sep Filings

18,070

18,616

2017

2016

Filings by Division																	
			Jan	Feb	Mar	Apr	May	Jun	Jul	Aug	Sep	Oct	Nov	Dec	Thru Sep	% Change	Total
Total	2017		1,558	2,647	2,226	1,729	2,055	1,918	1,473	1,946	2,518	-	-	-	18,070	-2.9%	18,070
	2016		1,878	2,211	2,377	2,011	2,183	1,982	2,055	2,094	1,825	1,893	2,089	1,872	18,616	▼	24,470
Civil	2017		438	644	574	462	445	407	326	341	518	-	-	-	4,155	-12.8%	4,155
	2016		468	577	585	560	571	500	510	494	502	510	471	417	4,767	▼	6,165
Criminal	2017		458	631	802	569	652	631	567	654	609	-	-	-	5,573	-7.7%	5,573
	2016		628	632	771	664	719	706	694	604	621	606	678	664	6,039	▼	7,987
Miscellaneous	2017		534	1,244	703	580	814	670	472	829	1,305	-	-	-	7,151	12.8%	7,151
	2016		663	733	880	635	752	626	704	806	542	661	825	708	6,341	▲	8,535
Other	2017		128	128	147	118	144	210	108	122	86	-	-	-	1,191	-18.9%	1,191
	2016		119	269	141	152	141	150	147	190	160	116	115	83	1,469	▼	1,783

Filings by Division & Case Category																		
			Jan	Feb	Mar	Apr	May	Jun	Jul	Aug	Sep	Oct	Nov	Dec	Thru Sep	% Change	Total	
Civil	Administrative Law	2017	-	5	1	3	-	-	3	-	5	-	-	-	17	54.5%	17	
		2016	2	1	-	2	1	1	-	2	2	-	6	1	11	▲	18	
	Contested Divorce	2017	93	115	122	109	98	95	68	64	62	-	-	-	826	-17.8%	826	
		2016	94	115	116	127	126	112	103	107	105	99	96	95	1,005	▼	1,295	
	Domestic and Family - Level 1	2017	1	6	1	3	1	-	-	4	15	-	-	-	31	-90.1%	31	
		2016	22	42	47	30	48	26	32	24	43	21	25	20	314	▼	380	
	Domestic and Family - Level 2	2017	15	30	19	16	17	19	8	13	45	-	-	-	182	-7.1%	182	
		2016	24	24	20	16	42	18	10	22	20	26	27	12	196	▼	261	
	General Civil - Level 1	2017	5	3	7	2	4	5	5	3	4	-	-	-	38	5.6%	38	
		2016	3	6	4	2	4	3	2	7	5	4	4	7	36	▲	51	
	General Civil - Level 2	2017	42	50	74	38	59	63	41	53	58	-	-	-	478	2.4%	478	
		2016	51	65	55	57	55	52	50	41	41	55	38	37	467	▲	597	
	General Civil - Level 3	2017	61	131	58	41	60	34	47	51	170	-	-	-	653	63.7%	653	
		2016	34	44	38	41	53	47	47	57	38	50	36	32	399	▲	517	
Probates/Wills & Trusts - Level 1	2017	-	2	-	-	1	-	-	1	1	-	-	-	5	66.7%	5		
	2016	-	1	1	1	-	-	-	-	-	1	-	-	3	▲	4		
Probates/Wills & Trusts - Level 2	2017	11	39	18	15	9	13	16	23	37	-	-	-	181	54.7%	181		
	2016	14	17	16	18	7	10	10	13	12	13	22	7	117	▲	159		
Protective Orders	2017	-	-	-	-	-	-	-	-	-	-	-	-	0	-100.0%	0		
	2016	1	1	-	-	-	-	-	-	-	2	1	-	2	▼	5		
Uncontested Divorce	2017	210	263	274	235	196	178	138	129	121	-	-	-	1,744	-21.3%	1,744		
	2016	223	261	288	266	235	231	256	221	236	239	216	206	2,217	▼	2,878		
Criminal	Capital Murder	2017	-	-	-	-	-	-	-	-	-	-	-	-	0	-100.0%	0	
		2016	1	-	-	2	-	-	-	-	-	-	-	-	3	▼	3	
	Felonies and Related Matters	2017	300	417	557	367	460	395	369	402	396	-	-	-	3,663	-8.1%	3,663	
		2016	432	422	487	432	505	461	446	401	401	391	422	475	3,987	▼	5,275	
	Misdemeanor	2017	107	137	147	125	124	151	121	159	146	-	-	-	1,217	-0.8%	1,217	
		2016	120	122	186	138	124	128	151	137	121	145	163	110	1,227	▼	1,645	
	Other Criminally Related Matters	2017	51	77	98	77	68	85	77	93	67	-	-	-	693	-15.7%	693	
		2016	75	88	98	92	90	117	97	66	99	70	93	79	822	▼	1,064	
	Miscellaneous	2017		534	1,244	703	580	814	670	472	829	1,305	-	-	-	7,151	12.8%	7,151
		2016		663	733	880	635	752	626	704	806	542	661	825	708	6,341	▲	8,535
Other	2017		128	128	147	118	144	210	108	122	86	-	-	-	1,191	-18.9%	1,191	
	2016		119	269	141	152	141	150	147	190	160	116	115	83	1,469	▼	1,783	

January 2016 -- September 2017 Filings

Dashboard

Court: Isle of Wight Circuit

Start/End Date: Jan-16 / Sep-17

2016 Average Month: 164

Jan-Sep 2016: 1,493

Filings Trending: ▼

Circuit/Court ID: 5 205093

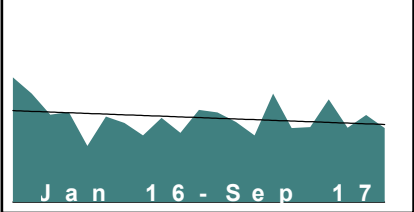
Type of Case: Filings

2017 Average Month:157

Jan-Sep 2017 : 1,416

Overall AVG. Month: 161

Monthly Filings Summary



Jan --- Sep Filings

1,416

1,493

2017

2016

Filings by Division																
		Jan	Feb	Mar	Apr	May	Jun	Jul	Aug	Sep	Oct	Nov	Dec	Thru Sep	% Change	Total
Total	2017	153	127	207	141	143	196	142	166	141	-	-	-	1,416	-5.2%	1,416
	2016	238	207	167	172	107	163	151	127	161	132	176	171	1,493	▼	1,972
Civil	2017	12	20	25	18	19	19	29	64	23	-	-	-	229	15.1%	229
	2016	17	32	27	20	20	20	15	33	15	25	20	19	199	▲	263
Criminal	2017	42	9	88	61	42	93	20	26	43	-	-	-	424	-22.6%	424
	2016	95	52	32	89	32	72	57	27	92	33	65	72	548	▼	718
Miscellaneous	2017	87	95	89	54	77	81	82	74	75	-	-	-	714	6.7%	714
	2016	115	117	95	58	48	65	70	54	47	68	81	80	669	▲	898
Other	2017	12	3	5	8	5	3	11	2	-	-	-	-	49	-36.4%	49
	2016	11	6	13	5	7	6	9	13	7	6	10	-	77	▼	93

Filings by Division & Case Category																	
			Jan	Feb	Mar	Apr	May	Jun	Jul	Aug	Sep	Oct	Nov	Dec	Thru Sep	% Change	Total
Civil	Administrative Law	2017	-	-	-	-	1	-	-	-	-	-	-	-	1	-75.0%	1
		2016	-	-	3	-	-	-	-	-	1	-	-	1	-	4	▼
	Contested Divorce	2017	4	1	2	2	3	1	4	5	2	-	-	-	24	-14.3%	24
		2016	3	3	7	3	2	4	3	2	1	2	2	2	28	▼	34
	Domestic and Family - Level 1	2017	-	-	1	1	-	2	-	3	1	-	-	-	8	-63.6%	8
		2016	-	9	5	4	-	2	-	1	1	3	1	1	22	▼	27
	Domestic and Family - Level 2	2017	-	2	1	2	1	4	2	-	1	-	-	-	13	8.3%	13
		2016	1	2	1	1	1	1	2	3	-	1	-	1	12	▲	14
	General Civil - Level 1	2017	-	1	-	-	-	-	-	1	-	-	-	-	2	0.0%	2
		2016	-	-	-	-	-	-	-	1	1	-	-	-	2	↔	2
	General Civil - Level 2	2017	4	5	10	4	6	4	8	46	8	-	-	-	95	171.4%	95
		2016	5	4	3	2	6	3	2	9	1	10	5	7	35	▲	57
General Civil - Level 3	2017	1	1	2	1	1	-	5	1	3	-	-	-	15	-21.1%	15	
	2016	2	2	2	2	4	-	2	3	2	2	1	3	19	▼	25	
Probates/Wills & Trusts - Level 2	2017	-	1	2	-	1	1	-	2	-	-	-	-	7	-30.0%	7	
	2016	-	3	-	1	1	2	-	2	1	1	3	-	10	▼	14	
Uncontested Divorce	2017	3	9	7	8	6	7	10	6	8	-	-	-	64	-4.5%	64	
	2016	6	9	6	7	6	8	6	11	8	6	7	5	67	▼	85	
Criminal																	
	Felonies and Related Matters	2017	34	6	57	44	28	65	16	20	26	-	-	-	296	-31.8%	296
		2016	89	28	18	81	17	59	48	18	76	18	53	62	434	▼	567
	Misdemeanor	2017	6	1	21	12	3	17	3	2	9	-	-	-	74	27.6%	74
		2016	4	7	9	5	6	9	6	5	7	5	10	6	58	▲	79
	Other Criminally Related Matters	2017	2	2	10	5	11	11	1	4	8	-	-	-	54	-3.6%	54
2016		2	17	5	3	9	4	3	4	9	10	2	4	56	▼	72	
Miscellaneous																	
	Miscellaneous	2017	87	95	89	54	77	81	82	74	75	-	-	-	714	6.7%	714
		2016	115	117	95	58	48	65	70	54	47	68	81	80	669	▲	898
Other	2017	12	3	5	8	5	3	11	2	-	-	-	-	49	-36.4%	49	
	2016	11	6	13	5	7	6	9	13	7	6	10	-	77	▼	93	

January 2016 -- September 2017 Filings

Dashboard

Court: Southampton Circuit

Start/End Date: Jan-16 / Sep-17

2016 Average Month: 167

Jan-Sep 2016: 1,552

Filings Trending: ▼

Circuit/Court ID: 5 205175

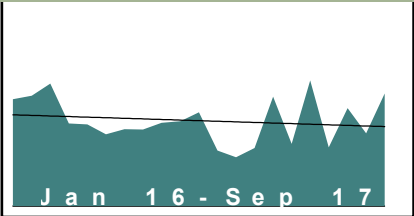
Type of Case: Filings

2017 Average Month:158

Jan-Sep 2017 : 1,425

Overall AVG. Month: 163

Monthly Filings Summary



Jan --- Sep Filings

1,425

2017

1,552

2016

Filings by Division																
		Jan	Feb	Mar	Apr	May	Jun	Jul	Aug	Sep	Oct	Nov	Dec	Thru Sep	% Change	Total
Total	2017	93	111	209	119	240	112	187	139	215	-	-	-	1,425	-8.2%	1,425
	2016	204	211	234	158	156	137	147	146	159	162	179	106	1,552	▼	1,999
Civil	2017	16	11	18	20	19	22	17	15	20	-	-	-	158	-13.7%	158
	2016	14	44	25	15	13	19	21	18	14	17	11	8	183	▼	219
Criminal	2017	28	39	122	42	151	53	124	66	141	-	-	-	766	-3.8%	766
	2016	101	81	139	78	103	69	66	68	91	96	117	53	796	▼	1,062
Miscellaneous	2017	45	51	54	43	57	29	43	43	39	-	-	-	404	-19.5%	404
	2016	76	78	67	57	34	36	55	55	44	44	44	38	502	▼	628
Other	2017	4	10	15	14	13	8	3	15	15	-	-	-	97	36.6%	97
	2016	13	8	3	8	6	13	5	5	10	5	7	7	71	▲	90

Filings by Division & Case Category																	
		Jan	Feb	Mar	Apr	May	Jun	Jul	Aug	Sep	Oct	Nov	Dec	Thru Sep	% Change	Total	
Civil	Administrative Law	2017	-	-	-	-	-	-	-	1	-	-	-	1	-50.0%	1	
		2016	-	1	-	-	-	1	-	-	-	-	-	2	▼	2	
	Contested Divorce	2017	1	-	2	1	1	3	2	6	3	-	-	-	19	-34.5%	19
		2016	1	6	7	3	2	3	2	2	3	2	3	1	29	▼	35
	Domestic and Family - Level 1	2017	-	-	-	-	-	-	-	-	-	-	-	-	0	-100.0%	0
		2016	-	-	1	-	-	1	2	-	-	-	-	-	4	▼	4
	Domestic and Family - Level 2	2017	2	-	-	-	3	2	1	-	1	-	-	-	9	-43.8%	9
		2016	-	16	-	-	-	-	-	-	-	-	-	-	16	▼	16
	General Civil - Level 1	2017	-	-	1	2	-	-	-	-	2	-	-	-	5	400.0%	5
		2016	-	-	-	-	-	-	-	-	1	-	-	-	1	▲	1
	General Civil - Level 2	2017	6	3	6	7	3	8	3	3	3	-	-	-	42	-2.3%	42
		2016	3	8	7	2	4	6	6	5	2	7	2	4	43	▼	56
	General Civil - Level 3	2017	1	4	4	2	5	3	5	1	2	-	-	-	27	-15.6%	27
		2016	3	10	3	2	2	1	3	7	1	-	3	1	32	▼	36
Probates/Wills & Trusts - Level 2	2017	-	-	-	-	-	-	-	1	-	-	-	-	1	0.0%	1	
	2016	-	-	-	-	-	-	-	1	-	-	1	-	1	↔	2	
Protective Orders	2017	-	-	-	-	-	-	-	-	-	-	-	-	0	-100.0%	0	
	2016	-	-	1	-	-	-	-	-	-	-	-	-	1	▼	1	
Uncontested Divorce	2017	6	4	5	8	7	6	6	4	8	-	-	-	54	0.0%	54	
	2016	7	3	6	8	5	7	8	3	7	8	2	2	54	↔	66	
Criminal	Felonies and Related Matters	2017	21	24	78	27	109	36	95	44	102	-	-	-	536	-7.7%	536
		2016	70	62	105	64	57	48	50	56	69	88	101	34	581	▼	804
	Misdemeanor	2017	2	13	23	8	23	10	18	17	27	-	-	-	141	-3.4%	141
		2016	22	11	21	11	37	14	10	8	12	7	8	11	146	▼	172
	Other Criminally Related Matters	2017	5	2	21	7	19	7	11	5	12	-	-	-	89	29.0%	89
		2016	9	8	13	3	9	7	6	4	10	1	8	8	69	▲	86
	Miscellaneous	2017	45	51	54	43	57	29	43	43	39	-	-	-	404	-19.5%	404
		2016	76	78	67	57	34	36	55	55	44	44	44	38	502	▼	628
	Other	2017	4	10	15	14	13	8	3	15	15	-	-	-	97	36.6%	97
		2016	13	8	3	8	6	13	5	5	10	5	7	7	71	▲	90

January 2016 -- September 2017 Filings

Dashboard

Court: Suffolk Circuit

Start/End Date: Jan-16 / Sep-17

2016 Average Month: 474

Jan-Sep 2016: 4,394

Filings Trending: ↔

Circuit/Court ID: 5 205800

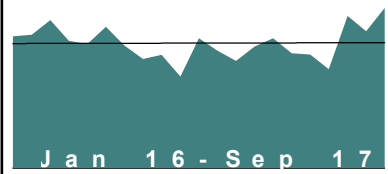
Type of Case: Filings

2017 Average Month:481

Jan-Sep 2017 : 4,333

Overall AVG. Month: 477

Monthly Filings Summary



Jan 16 - Sep 17

Jan --- Sep Filings

4,333

4,394

2017

2016

Filings by Division																
		Jan	Feb	Mar	Apr	May	Jun	Jul	Aug	Sep	Oct	Nov	Dec	Thru Sep	% Change	Total
Total	2017	409	464	496	438	434	377	581	522	612	-	-	-	4,333	-1.4%	4,333
	2016	503	509	565	486	474	539	468	417	433	350	496	448	4,394	▼	5,688
Civil	2017	64	61	77	57	59	59	65	76	70	-	-	-	588	3.2%	588
	2016	50	65	69	52	62	81	64	70	57	61	63	62	570	▲	756
Criminal	2017	199	231	224	250	240	155	333	195	354	-	-	-	2,181	-6.6%	2,181
	2016	251	258	301	294	267	295	242	191	236	146	282	204	2,335	▼	2,967
Miscellaneous	2017	144	171	192	126	135	162	135	196	148	-	-	-	1,409	-4.6%	1,409
	2016	201	186	194	138	144	162	161	155	136	142	149	181	1,477	▼	1,949
Other	2017	2	1	3	5	-	1	48	55	40	-	-	-	155	1,191.7%	155
	2016	1	-	1	2	1	1	1	1	4	1	2	1	12	▲	16

Filings by Division & Case Category																
		Jan	Feb	Mar	Apr	May	Jun	Jul	Aug	Sep	Oct	Nov	Dec	Thru Sep	% Change	Total
Civil	Administrative Law	2017	-	-	-	1	-	-	-	1	-	-	-	2	-60.0%	2
		2016	1	-	-	1	-	-	1	2	-	-	-	5	▼	5
	Contested Divorce	2017	8	11	11	11	8	9	5	9	-	-	-	77	37.5%	77
		2016	4	6	10	7	4	6	8	7	4	12	5	56	▲	78
	Domestic and Family - Level 1	2017	2	3	-	1	-	2	-	2	-	-	-	12	-70.0%	12
		2016	1	10	3	3	3	7	8	4	1	2	1	40	▼	48
	Domestic and Family - Level 2	2017	10	5	12	9	7	3	12	12	4	-	-	74	17.5%	74
		2016	8	3	6	6	8	10	7	8	7	6	7	63	▲	82
	General Civil - Level 1	2017	1	1	1	-	1	1	-	2	3	-	-	10	100.0%	10
		2016	-	-	1	-	-	2	-	1	1	-	1	5	▲	7
	General Civil - Level 2	2017	12	16	23	16	13	15	21	20	-	-	-	151	5.6%	151
		2016	13	17	14	13	20	21	16	19	10	17	13	143	▲	181
	General Civil - Level 3	2017	9	9	4	5	6	8	13	9	-	-	-	69	-6.8%	69
		2016	7	3	6	5	6	14	12	9	12	5	9	74	▼	103
Criminal	Probates/Wills & Trusts - Level 1	2017	-	-	1	-	-	-	2	1	-	-	-	4	300.0%	4
		2016	1	-	-	-	-	-	-	-	-	-	1	1	▲	2
	Probates/Wills & Trusts - Level 2	2017	4	2	5	-	3	1	3	2	3	-	-	23	43.8%	23
		2016	1	4	1	2	2	5	-	1	-	3	2	16	▲	25
	Uncontested Divorce	2017	18	14	20	14	21	20	22	18	19	-	-	166	-0.6%	166
		2016	14	22	28	15	19	16	13	20	20	22	16	167	▼	225
	Capital Murder	2017	-	-	-	-	-	-	-	-	-	-	-	0	-100.0%	0
		2016	-	-	4	-	1	-	-	-	-	-	-	5	▼	5
	Felonies and Related Matters	2017	126	178	139	179	158	107	224	150	240	-	-	1,501	-11.0%	1,501
		2016	163	186	195	212	205	235	175	132	184	91	213	1,687	▼	2,147
	Misdemeanor	2017	68	49	76	63	75	39	91	40	103	-	-	604	3.1%	604
		2016	85	69	95	72	54	52	58	53	48	45	57	586	▲	733
	Other Criminally Related Matters	2017	5	4	9	8	7	9	18	5	11	-	-	76	33.3%	76
		2016	3	3	7	10	7	8	9	6	4	10	12	57	▲	82
Miscellaneous	2017	144	171	192	126	135	162	135	196	148	-	-	-	1,409	-4.6%	1,409
	2016	201	186	194	138	144	162	161	155	136	142	149	181	1,477	▼	1,949
Other	2017	2	1	3	5	-	1	48	55	40	-	-	-	155	1,191.7%	155
	2016	1	-	1	2	1	1	1	1	4	1	2	1	12	▲	16

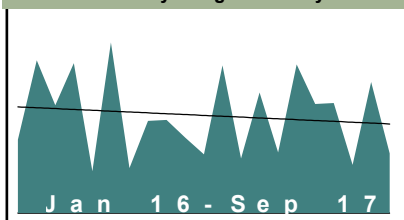
January 2016 -- September 2017 Filings

Dashboard

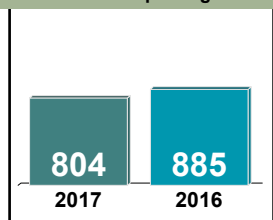
Court: Brunswick Circuit
Start/End Date: Jan-16 / Sep-17
2016 Average Month: 96
Jan-Sep 2016: 885
Filings Trending: ▼

Circuit/Court ID: 6 206025
Type of Case: Filings
2017 Average Month: 89
Jan-Sep 2017 : 804
Overall AVG. Month: 93

Monthly Filings Summary



Jan --- Sep Filings



Filings by Division

		Jan	Feb	Mar	Apr	May	Jun	Jul	Aug	Sep	Oct	Nov	Dec	Thru Sep	% Change	Total
Total	2017	52	115	58	142	104	105	46	125	57	-	-	-	804	-9.2%	804
	2016	70	146	103	143	40	163	43	88	89	72	56	141	885	▼	1,154
Civil	2017	9	6	17	6	6	5	4	9	4	-	-	-	66	26.9%	66
	2016	5	4	13	3	5	4	8	4	6	4	7	7	52	▲	70
Criminal	2017	12	90	10	111	83	78	5	95	43	-	-	-	527	-10.4%	527
	2016	31	105	53	116	14	134	10	60	65	50	26	115	588	▼	779
Miscellaneous	2017	31	19	31	25	15	22	37	21	10	-	-	-	211	-11.3%	211
	2016	34	37	37	24	20	25	19	24	18	18	23	19	238	▼	298
Other	2017	-	-	-	-	-	-	-	-	-	-	-	-	0	-100.0%	0
	2016	-	-	-	-	1	-	6	-	-	-	-	-	7	▼	7

Filings by Division & Case Category

		Jan	Feb	Mar	Apr	May	Jun	Jul	Aug	Sep	Oct	Nov	Dec	Thru Sep	% Change	Total
Civil	Administrative Law	2017	-	-	-	1	-	-	-	-	-	-	-	1	1	1
		2016	-	-	-	-	-	-	-	-	-	-	-	0	↔	0
	Contested Divorce	2017	-	1	-	-	-	-	3	1	-	-	-	5	-37.5%	5
		2016	1	-	1	1	1	2	1	1	2	-	-	8	▼	10
	Domestic and Family - Level 1	2017	-	-	-	-	-	-	-	-	-	-	-	0	0	0
		2016	-	-	-	-	-	-	-	-	-	-	1	0	↔	1
	Domestic and Family - Level 2	2017	-	1	-	-	-	-	-	1	-	-	-	2	100.0%	2
		2016	-	-	1	-	-	-	-	-	-	-	1	1	▲	2
	General Civil - Level 1	2017	-	-	-	-	-	-	-	-	-	-	-	0	-100.0%	0
		2016	-	-	-	-	-	1	-	-	-	-	-	1	▼	1
	General Civil - Level 2	2017	2	1	5	3	2	3	4	-	-	-	-	22	100.0%	22
		2016	2	1	2	1	-	2	2	1	-	2	4	11	▲	17
Criminal	General Civil - Level 3	2017	3	1	1	1	2	1	-	-	-	-	-	10	25.0%	10
		2016	1	1	-	1	2	-	-	3	1	-	-	8	▲	9
	Probates/Wills & Trusts - Level 2	2017	-	-	5	-	-	-	2	1	-	-	-	8	700.0%	8
		2016	-	-	-	-	1	-	-	-	-	1	-	1	▲	2
	Uncontested Divorce	2017	4	2	6	1	2	1	-	1	-	-	-	18	-18.2%	18
		2016	1	2	9	-	2	1	1	2	1	4	1	22	▼	28
	Felonies and Related Matters	2017	8	46	9	59	51	48	4	68	22	-	-	315	5.7%	315
		2016	13	40	45	75	3	49	8	28	37	29	12	298	▲	421
	Misdemeanor	2017	4	34	1	40	27	24	1	25	15	-	-	171	-30.5%	171
		2016	16	54	8	34	7	82	2	26	17	19	13	246	▼	307
	Other Criminally Related Matters	2017	-	10	-	12	5	6	-	2	6	-	-	41	-6.8%	41
		2016	2	11	-	7	4	3	-	6	11	2	1	44	▼	51
Miscellaneous		2017	31	19	31	25	15	22	37	21	10	-	-	211	-11.3%	211
		2016	34	37	37	24	20	25	19	24	18	18	23	238	▼	298
Other		2017	-	-	-	-	-	-	-	-	-	-	-	0	-100.0%	0
		2016	-	-	-	-	1	-	6	-	-	-	-	7	▼	7

January 2016 -- September 2017 Filings

Dashboard

Court: Greenville Circuit

Start/End Date: Jan-16 / Sep-17

2016 Average Month: 58

Jan-Sep 2016: 531

Filings Trending: ▲

Circuit/Court ID: 6 206081

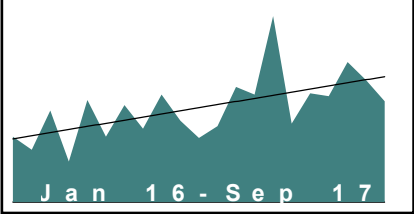
Type of Case: Filings

2017 Average Month:90

Jan-Sep 2017 : 813

Overall AVG. Month: 72

Monthly Filings Summary



Jan --- Sep Filings

813

531

2017

2016

Filings by Division																	
			Jan	Feb	Mar	Apr	May	Jun	Jul	Aug	Sep	Oct	Nov	Dec	Thru Sep	% Change	Total
Total	2017		88	82	142	60	83	81	107	93	77	-	-	-	813	53.1%	813
	2016		50	40	70	31	78	50	74	56	82	62	49	58	531	▲	700
Civil	2017		12	13	13	25	21	22	13	17	8	-	-	-	144	7.5%	144
	2016		15	15	21	8	12	18	18	18	9	10	16	16	134	▲	176
Criminal	2017		61	59	98	25	47	43	66	57	47	-	-	-	503	45.0%	503
	2016		29	21	44	17	61	24	50	33	68	48	31	37	347	▲	463
Miscellaneous	2017		3	3	8	6	4	9	23	18	11	-	-	-	85	77.1%	85
	2016		6	4	5	6	5	8	5	4	5	4	2	4	48	▲	58
Other	2017		12	7	23	4	11	7	5	1	11	-	-	-	81	3,950.0%	81
	2016		-	-	-	-	-	-	1	1	-	-	-	1	2	▲	3

Filings by Division & Case Category																	
			Jan	Feb	Mar	Apr	May	Jun	Jul	Aug	Sep	Oct	Nov	Dec	Thru Sep	% Change	Total
Civil	Administrative Law	2017	1	-	1	1	2	-	-	-	-	-	-	-	5	5	5
		2016	-	-	-	-	-	-	-	-	-	-	-	-	0	↔	0
	Contested Divorce	2017	3	2	2	1	1	1	2	-	2	-	-	-	14	-6.7%	14
		2016	3	3	-	-	2	1	2	3	1	3	1	1	15	▼	20
	Domestic and Family - Level 1	2017	-	1	4	3	-	-	-	1	1	-	-	-	10	-37.5%	10
		2016	3	-	2	1	2	4	-	4	-	-	2	-	16	▼	18
	Domestic and Family - Level 2	2017	-	-	-	1	-	1	-	-	-	-	-	-	2	-71.4%	2
		2016	-	-	4	-	-	-	-	3	-	-	-	-	7	▼	7
	General Civil - Level 1	2017	-	-	-	2	-	-	-	-	-	-	-	-	2	-66.7%	2
		2016	-	2	-	-	1	2	1	-	-	-	-	-	6	▼	6
	General Civil - Level 2	2017	3	2	4	2	6	4	5	2	1	-	-	-	29	-21.6%	29
		2016	2	6	4	1	4	5	6	5	4	2	5	5	37	▼	49
General Civil - Level 3	2017	2	3	1	12	7	12	3	9	3	-	-	-	52	126.1%	52	
	2016	5	2	5	2	3	4	2	-	-	2	4	4	23	▲	33	
Probates/Wills & Trusts - Level 2	2017	-	-	-	-	1	1	2	1	-	-	-	-	5	25.0%	5	
	2016	-	-	-	-	-	1	-	-	3	-	1	2	4	▲	7	
Uncontested Divorce	2017	3	5	1	3	4	3	1	4	1	-	-	-	25	-3.8%	25	
	2016	2	2	6	4	-	1	7	3	1	3	3	4	26	▼	36	
Criminal	Capital Murder	2017	-	-	-	-	-	-	5	-	-	-	-	-	5	400.0%	5
		2016	-	-	-	-	1	-	-	-	-	-	-	-	1	▲	1
	Felonies and Related Matters	2017	50	37	67	14	29	32	45	29	33	-	-	-	336	46.1%	336
		2016	23	11	31	10	52	13	30	15	45	40	19	19	230	▲	308
	Misdemeanor	2017	9	21	29	9	17	9	14	24	12	-	-	-	144	54.8%	144
		2016	6	6	12	7	6	9	13	12	22	7	10	15	93	▲	125
	Other Criminally Related Matters	2017	2	1	2	2	1	2	2	4	2	-	-	-	18	-21.7%	18
		2016	-	4	1	-	2	2	7	6	1	1	2	3	23	▼	29
	Miscellaneous	2017	3	3	8	6	4	9	23	18	11	-	-	-	85	77.1%	85
		2016	6	4	5	6	5	8	5	4	5	4	2	4	48	▲	58
	Other	2017	12	7	23	4	11	7	5	1	11	-	-	-	81	3,950.0%	81
		2016	-	-	-	-	-	-	-	1	1	-	-	-	1	2	▲

January 2016 -- September 2017 Filings

Dashboard

Court: Prince George Circuit

Circuit/Court ID: 6 206149

Start/End Date: Jan-16 / Sep-17

Type of Case: Filings

2016 Average Month: 167

2017 Average Month:163

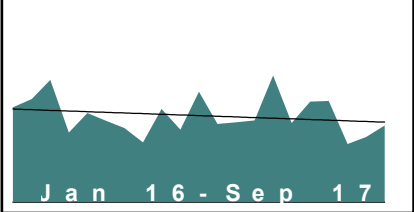
Jan-Sep 2016: 1,502

Jan-Sep 2017 : 1,467

Filings Trending: ↔

Overall AVG. Month: 165

Monthly Filings Summary



Jan --- Sep Filings

1,467

1,502

2017

2016

Filings by Division																
		Jan	Feb	Mar	Apr	May	Jun	Jul	Aug	Sep	Oct	Nov	Dec	Thru Sep	% Change	Total
Total	2017	152	156	242	151	192	193	111	124	146	-	-	-	1,467	-2.3%	1,467
	2016	181	197	233	133	170	155	141	114	178	138	211	149	1,502	▼	2,000
Civil	2017	11	14	27	24	29	27	16	18	25	-	-	-	191	-2.6%	191
	2016	21	26	28	19	26	21	19	14	22	17	32	12	196	▼	257
Criminal	2017	58	70	128	50	87	102	32	31	59	-	-	-	617	11.2%	617
	2016	72	52	68	33	90	53	55	36	96	60	114	70	555	▲	799
Miscellaneous	2017	82	71	86	77	76	62	61	75	61	-	-	-	651	-12.7%	651
	2016	87	117	137	81	53	81	67	64	59	61	64	67	746	▼	938
Other	2017	1	1	1	-	-	2	2	-	1	-	-	-	8	60.0%	8
	2016	1	2	-	-	1	-	-	-	1	-	1	-	5	▲	6

Filings by Division & Case Category																
		Jan	Feb	Mar	Apr	May	Jun	Jul	Aug	Sep	Oct	Nov	Dec	Thru Sep	% Change	Total
Civil	Administrative Law	2017	-	-	1	2	-	1	-	1	-	-	-	5	5	5
		2016	-	-	-	-	-	-	-	-	-	-	-	0	↔	0
	Contested Divorce	2017	3	3	11	6	7	3	2	1	3	-	-	39	11.4%	39
		2016	5	7	7	2	4	1	1	4	4	3	4	35	▲	44
	Domestic and Family - Level 1	2017	-	1	1	-	-	-	-	-	-	-	-	2	-93.8%	2
		2016	6	6	5	2	6	2	1	4	-	21	1	32	▼	54
	Domestic and Family - Level 2	2017	-	1	-	-	3	4	-	2	-	-	-	10	-9.1%	10
		2016	3	-	4	1	-	-	1	2	-	-	-	11	▼	11
	General Civil - Level 1	2017	-	-	-	-	1	-	-	-	-	-	-	1	1	1
		2016	-	-	-	-	-	-	-	-	-	-	-	0	↔	0
	General Civil - Level 2	2017	1	3	4	1	3	4	-	2	8	-	-	26	-7.1%	26
		2016	2	4	3	4	-	4	3	3	5	3	4	28	▼	38
	General Civil - Level 3	2017	1	1	1	5	1	3	1	2	5	-	-	20	100.0%	20
		2016	-	1	2	-	1	2	1	1	2	-	3	10	▲	13
Criminal	Probates/Wills & Trusts - Level 1	2017	-	-	-	-	-	-	-	-	-	-	-	0	0	0
		2016	-	-	-	-	-	-	-	-	1	-	-	0	↔	1
	Probates/Wills & Trusts - Level 2	2017	1	-	-	2	1	2	2	-	-	-	-	10	42.9%	10
		2016	-	1	-	1	-	1	4	-	-	-	-	7	▲	7
	Protective Orders	2017	-	-	-	-	-	-	-	-	-	-	-	0	0	0
		2016	-	-	-	-	-	-	-	-	-	-	1	0	↔	1
	Uncontested Divorce	2017	5	5	9	8	13	10	11	9	8	-	-	78	6.8%	78
		2016	5	7	7	9	15	11	8	4	7	10	3	73	▲	88
	Capital Murder	2017	-	-	-	-	-	-	-	-	-	-	-	0	-100.0%	0
		2016	-	-	1	-	-	-	-	-	-	-	-	1	▼	1
Miscellaneous	Felonies and Related Matters	2017	30	51	113	30	55	81	24	26	40	-	-	450	6.9%	450
		2016	63	37	49	20	69	38	38	28	79	40	64	421	▲	565
	Misdemeanor	2017	27	13	13	16	29	19	5	3	18	-	-	143	26.5%	143
		2016	9	11	16	8	19	14	14	6	16	14	49	113	▲	203
	Other Criminally Related Matters	2017	1	6	2	4	3	2	3	2	1	-	-	24	20.0%	24
Other		2016	-	4	2	5	2	1	3	2	1	6	1	20	▲	30
	Miscellaneous	2017	82	71	86	77	76	62	61	75	61	-	-	651	-12.7%	651
		2016	87	117	137	81	53	81	67	64	59	61	64	746	▼	938
	Other	2017	1	1	1	-	-	2	2	-	1	-	-	8	60.0%	8
		2016	1	2	-	-	1	-	-	-	1	-	1	5	▲	6


January 2016 -- September 2017 Filings

Dashboard

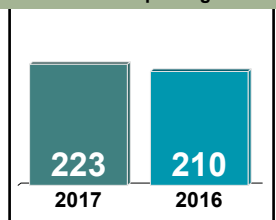
Court: Surry Circuit
Start/End Date: Jan-16 / Sep-17
2016 Average Month: 25
Jan-Sep 2016: 210
Filings Trending: ▲

Circuit/Court ID: 6 206181
Type of Case: Filings
2017 Average Month: 25
Jan-Sep 2017 : 223
Overall AVG. Month: 25

Monthly Filings Summary



Jan --- Sep Filings



Filings by Division

		Jan	Feb	Mar	Apr	May	Jun	Jul	Aug	Sep	Oct	Nov	Dec	Thru Sep	% Change	Total
Total	2017	38	27	24	21	19	21	14	18	41	-	-	-	223	6.2% ▲	223
	2016	21	22	31	15	16	21	31	23	30	24	34	32	210	▲	300
Civil	2017	5	4	5	4	2	2	3	7	6	-	-	-	38	2.7% ▲	38
	2016	4	2	4	7	4	6	4	3	3	7	8	2	37	▲	54
Criminal	2017	10	1	1	3	5	4	-	-	11	-	-	-	35	-37.5% ▼	35
	2016	3	-	17	2	7	1	7	1	18	1	4	4	56	▼	65
Miscellaneous	2017	23	22	18	14	12	15	10	11	24	-	-	-	149	27.4% ▲	149
	2016	14	20	10	6	5	14	20	19	9	16	22	26	117	▲	181
Other	2017	-	-	-	-	-	-	1	-	-	-	-	-	1	1	1
	2016	-	-	-	-	-	-	-	-	-	-	-	-	0	↔	0

Filings by Division & Case Category

		Jan	Feb	Mar	Apr	May	Jun	Jul	Aug	Sep	Oct	Nov	Dec	Thru Sep	% Change	Total
Civil	Administrative Law	2017	1	-	-	-	-	-	1	-	-	-	-	2	2	2
		2016	-	-	-	-	-	-	-	-	-	-	-	0	↔	0
	Contested Divorce	2017	1	1	-	1	-	1	2	-	-	-	-	6	0.0% ↔	6
		2016	3	-	1	1	-	1	-	-	4	-	1	6	↔	11
	Domestic and Family - Level 1	2017	-	-	2	-	-	-	-	-	-	-	-	2	100.0% ▲	2
		2016	-	-	-	-	1	-	-	-	-	-	-	1	▲	1
	Domestic and Family - Level 2	2017	-	-	-	-	-	-	-	-	-	-	-	0	-100.0% ▼	0
		2016	-	-	-	-	1	-	-	1	-	1	-	2	▼	3
	General Civil - Level 1	2017	-	-	-	-	-	1	-	-	-	-	-	1	0.0% ↔	1
		2016	-	-	-	1	-	-	-	-	-	-	-	1	↔	1
	General Civil - Level 2	2017	2	2	1	1	-	1	2	1	-	-	-	10	42.9% ▲	10
		2016	-	-	1	1	1	2	1	-	-	2	-	7	▲	9
Criminal	General Civil - Level 3	2017	-	1	-	-	1	-	1	2	-	-	-	7	-41.7% ▼	7
		2016	-	1	2	3	2	1	1	1	-	-	-	12	▼	12
	Probates/Wills & Trusts - Level 2	2017	-	-	-	-	-	-	-	1	-	-	-	1	0.0% ↔	1
		2016	-	1	-	-	-	-	-	-	-	-	-	1	↔	1
	Uncontested Divorce	2017	1	-	2	2	1	1	-	2	-	-	-	9	28.6% ▲	9
		2016	1	-	-	1	-	2	1	1	3	5	1	7	▲	16
	Felonies and Related Matters	2017	8	1	1	3	5	2	-	10	-	-	-	30	-33.3% ▼	30
		2016	2	-	16	1	7	-	7	11	1	3	4	45	▼	53
	Misdemeanor	2017	1	-	-	-	-	2	-	1	-	-	-	4	-55.6% ▼	4
		2016	-	-	1	1	-	1	-	6	-	-	-	9	▼	9
	Other Criminally Related Matters	2017	1	-	-	-	-	-	-	-	-	-	-	1	-50.0% ▼	1
		2016	1	-	-	-	-	-	-	1	-	1	-	2	▼	3
Miscellaneous		2017	23	22	18	14	12	15	10	11	24	-	-	149	27.4% ▲	149
		2016	14	20	10	6	5	14	20	19	9	16	22	117	▲	181
Other		2017	-	-	-	-	-	-	1	-	-	-	-	1	1	1
		2016	-	-	-	-	-	-	-	-	-	-	-	0	↔	0

January 2016 -- September 2017 Filings

Dashboard

Court: Sussex Circuit

Start/End Date: Jan-16 / Sep-17

2016 Average Month: 49

Jan-Sep 2016: 443

Filings Trending: ▼

Circuit/Court ID: 6 206183

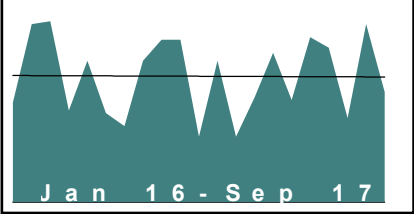
Type of Case: Filings

2017 Average Month:47

Jan-Sep 2017 : 425

Overall AVG. Month: 48

Monthly Filings Summary



Jan --- Sep Filings

425

443

2017

2016

Filings by Division																
		Jan	Feb	Mar	Apr	May	Jun	Jul	Aug	Sep	Oct	Nov	Dec	Thru Sep	% Change	Total
Total	2017	25	40	57	39	63	59	32	68	42	-	-	-	425	-4.1%	425
	2016	38	68	69	35	54	34	29	54	62	62	25	54	443	▼	584
Civil	2017	5	10	3	3	2	2	6	7	3	-	-	-	41	-33.9%	41
	2016	-	3	12	5	4	6	4	19	9	4	3	4	62	▼	73
Criminal	2017	12	14	28	20	39	34	17	33	21	-	-	-	218	-5.6%	218
	2016	19	48	34	9	36	20	11	18	36	49	4	41	231	▼	325
Miscellaneous	2017	8	16	26	16	22	23	9	28	18	-	-	-	166	11.4%	166
	2016	19	17	23	20	14	8	14	17	17	9	17	9	149	▲	184
Other	2017	-	-	-	-	-	-	-	-	-	-	-	-	0	-100.0%	0
	2016	-	-	-	1	-	-	-	-	-	-	1	-	1	▼	2

Filings by Division & Case Category																
		Jan	Feb	Mar	Apr	May	Jun	Jul	Aug	Sep	Oct	Nov	Dec	Thru Sep	% Change	Total
Civil	Administrative Law	2017	-	-	-	1	-	-	-	1	-	-	-	2	2	2
		2016	-	-	-	-	-	-	-	-	-	-	-	0	↔	0
	Contested Divorce	2017	-	1	-	-	-	-	1	-	-	-	-	2	-75.0%	2
		2016	-	-	3	2	1	1	-	-	1	-	1	8	▼	10
	Domestic and Family - Level 2	2017	-	-	-	-	-	4	-	-	-	-	-	4	4	4
		2016	-	-	-	-	-	-	-	-	-	-	-	0	↔	0
	General Civil - Level 1	2017	-	1	-	-	-	-	-	-	-	-	-	1	1	1
		2016	-	-	-	-	-	-	-	-	-	-	-	0	↔	0
	General Civil - Level 2	2017	2	1	2	2	-	1	2	1	-	-	-	13	-31.6%	13
		2016	-	-	6	1	2	1	3	4	1	-	1	19	▼	21
	General Civil - Level 3	2017	1	3	1	-	2	1	-	2	-	-	-	10	-56.5%	10
		2016	-	2	-	-	1	-	17	3	1	2	1	23	▼	27
Criminal	Probates/Wills & Trusts - Level 2	2017	-	-	-	-	-	-	-	-	-	-	-	0	-100.0%	0
		2016	-	-	2	-	1	-	-	-	-	-	1	3	▼	4
	Uncontested Divorce	2017	2	4	-	-	-	-	2	1	-	-	-	9	0.0%	9
		2016	-	1	1	2	3	-	-	2	1	1	-	9	↔	11
	Felonies and Related Matters	2017	8	5	19	10	26	21	10	16	12	-	-	127	-10.6%	127
		2016	14	37	19	7	19	11	2	8	25	3	18	142	▼	188
	Misdemeanor	2017	4	6	8	5	12	10	4	15	5	-	-	69	3.0%	69
		2016	4	8	11	1	11	7	8	6	11	18	18	67	▲	103
	Other Criminally Related Matters	2017	-	3	1	5	1	3	3	2	4	-	-	22	0.0%	22
		2016	1	3	4	1	6	2	1	4	-	1	5	22	↔	34
	Miscellaneous	2017	8	16	26	16	22	23	9	28	18	-	-	166	11.4%	166
		2016	19	17	23	20	14	8	14	17	9	17	9	149	▲	184
Other	2017	-	-	-	-	-	-	-	-	-	-	-	-	0	-100.0%	0
	2016	-	-	-	1	-	-	-	-	-	-	1	-	1	▼	2

January 2016 -- September 2017 Filings

Dashboard

Court: Hopewell Circuit

Start/End Date: Jan-16 / Sep-17

2016 Average Month: 125

Jan-Sep 2016: 1,188

Filings Trending: ▼

Circuit/Court ID: 6 206670

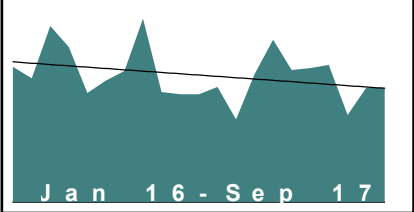
Type of Case: Filings

2017 Average Month:116

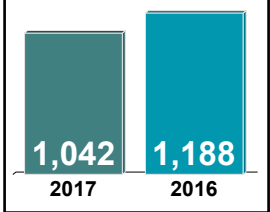
Jan-Sep 2017 : 1,042

Overall AVG. Month: 121

Monthly Filings Summary



Jan --- Sep Filings



Filings by Division																
		Jan	Feb	Mar	Apr	May	Jun	Jul	Aug	Sep	Oct	Nov	Dec	Thru Sep	% Change	Total
Total	2017	79	122	155	126	128	131	83	109	109	-	-	-	1,042	-12.3%	1,042
	2016	129	118	168	148	104	116	125	175	105	103	103	110	1,188	▼	1,504
Civil	2017	14	20	14	15	10	16	13	18	13	-	-	-	133	-28.5%	133
	2016	17	22	38	19	17	16	21	18	18	23	20	26	186	▼	255
Criminal	2017	34	68	81	69	93	90	44	61	74	-	-	-	614	-11.1%	614
	2016	79	54	85	87	63	72	70	124	57	55	56	49	691	▼	851
Miscellaneous	2017	30	34	60	41	25	25	25	30	22	-	-	-	292	-5.8%	292
	2016	33	42	45	42	24	28	33	33	30	25	27	35	310	▼	397
Other	2017	1	-	-	1	-	-	1	-	-	-	-	-	3	200.0%	3
	2016	-	-	-	-	-	-	1	-	-	-	-	-	1	▲	1

Filings by Division & Case Category																
		Jan	Feb	Mar	Apr	May	Jun	Jul	Aug	Sep	Oct	Nov	Dec	Thru Sep	% Change	Total
Civil	Administrative Law	2017	-	-	-	-	1	-	-	-	-	-	-	1	0.0%	1
		2016	-	-	-	-	-	1	-	-	-	-	-	1	↔	1
	Contested Divorce	2017	1	1	-	3	1	1	-	1	-	-	-	8	-60.0%	8
		2016	2	1	3	3	2	2	1	4	-	-	-	20	▼	20
	Domestic and Family - Level 1	2017	-	-	-	-	-	-	-	-	-	-	-	0	-100.0%	0
		2016	4	9	13	6	7	4	-	3	7	10	11	46	▼	74
	Domestic and Family - Level 2	2017	-	-	1	2	1	2	1	-	-	-	-	7	-36.4%	7
		2016	-	-	2	-	1	1	5	1	-	1	1	11	▼	13
	General Civil - Level 1	2017	2	1	-	-	-	-	-	-	-	-	-	3	3	3
		2016	-	-	-	-	-	-	-	-	-	-	-	0	↔	0
	General Civil - Level 2	2017	4	5	2	-	2	5	3	4	7	-	-	32	3.2%	32
		2016	3	7	6	4	1	3	1	2	4	8	3	31	▲	47
	General Civil - Level 3	2017	1	7	2	1	2	4	4	3	-	-	-	28	3.7%	28
		2016	3	2	7	4	1	3	4	3	1	-	-	27	▲	28
	Probates/Wills & Trusts - Level 1	2017	-	-	-	-	-	-	-	-	-	-	-	0	0	0
Criminal		2016	-	-	-	-	-	-	-	-	1	-	1	0	↔	2
	Probates/Wills & Trusts - Level 2	2017	1	1	-	-	1	-	4	1	-	-	-	8	-27.3%	8
		2016	4	-	-	2	1	2	-	1	-	1	1	11	▼	13
	Protective Orders	2017	-	-	-	-	-	-	-	-	-	-	-	0	-100.0%	0
		2016	-	-	1	-	-	-	-	-	1	4	4	1	▼	10
	Uncontested Divorce	2017	5	5	9	9	3	4	5	5	1	-	-	46	21.1%	46
		2016	1	3	6	-	4	1	12	6	5	5	3	38	▲	47
	Capital Murder	2017	-	-	-	2	-	-	-	-	-	-	-	2	2	2
		2016	-	-	-	-	-	-	-	-	-	-	-	0	↔	0
	Felonies and Related Matters	2017	19	50	48	46	59	70	31	39	60	-	-	422	-12.6%	422
		2016	61	43	58	61	36	47	39	103	35	43	39	483	▼	598
	Misdemeanor	2017	12	16	33	21	31	19	13	21	14	-	-	180	-8.6%	180
		2016	18	9	26	24	25	24	29	21	21	12	16	197	▼	237
	Other Criminally Related Matters	2017	3	2	-	-	3	1	-	1	-	-	-	10	-9.1%	10
		2016	-	2	1	2	2	1	2	-	1	-	4	11	▼	16
	Miscellaneous	2017	30	34	60	41	25	25	30	22	-	-	-	292	-5.8%	292
		2016	33	42	45	42	24	28	33	30	25	27	35	310	▼	397
	Other	2017	1	-	-	1	-	-	1	-	-	-	-	3	200.0%	3
		2016	-	-	-	-	-	1	-	-	-	-	-	1	▲	1

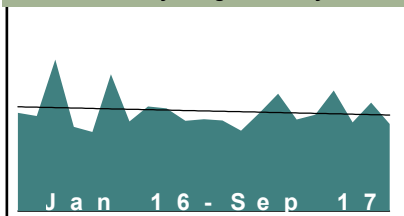
January 2016 -- September 2017 Filings

Dashboard

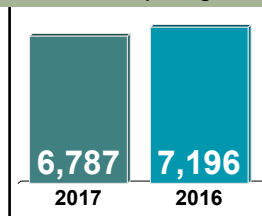
Court: Newport News Circuit
Start/End Date: Jan-16 / Sep-17
2016 Average Month: 773
Jan-Sep 2016: 7,196
Filings Trending: ▼

Circuit/Court ID: 7 207700
Type of Case: Filings
2017 Average Month: 754
Jan-Sep 2017 : 6,787
Overall AVG. Month: 765

Monthly Filings Summary



Jan --- Sep Filings



Filings by Division

		Jan	Feb	Mar	Apr	May	Jun	Jul	Aug	Sep	Oct	Nov	Dec	Thru Sep	% Change	Total
Total	2017	613	750	897	700	736	920	678	828	665	-	-	-	6,787	-5.7%	6,787
	2016	751	727	1,158	644	603	1,045	684	799	785	690	701	692	7,196	▼	9,279
Civil	2017	112	137	153	150	141	132	108	145	134	-	-	-	1,212	-14.8%	1,212
	2016	112	210	177	158	145	162	125	159	174	165	147	150	1,422	▼	1,884
Criminal	2017	262	328	382	314	329	492	375	392	300	-	-	-	3,174	-4.3%	3,174
	2016	331	160	620	249	262	632	323	375	366	292	303	291	3,318	▼	4,204
Miscellaneous	2017	201	259	331	202	217	242	169	249	196	-	-	-	2,066	-7.5%	2,066
	2016	286	322	336	214	177	236	212	237	213	208	225	233	2,233	▼	2,899
Other	2017	38	26	31	34	49	54	26	42	35	-	-	-	335	50.2%	335
	2016	22	35	25	23	19	15	24	28	32	25	26	18	223	▲	292

Filings by Division & Case Category

		Jan	Feb	Mar	Apr	May	Jun	Jul	Aug	Sep	Oct	Nov	Dec	Thru Sep	% Change	Total
Civil	Administrative Law	2017	1	-	-	-	-	-	1	-	-	-	-	2	-60.0%	2
		2016	-	-	1	-	-	-	2	2	3	-	1	5	▼	9
	Contested Divorce	2017	13	17	27	10	18	11	18	14	-	-	-	146	-9.3%	146
		2016	15	14	23	15	16	15	16	25	11	15	17	161	▼	204
	Domestic and Family - Level 1	2017	-	-	-	-	-	1	-	2	-	-	-	3	-98.4%	3
		2016	4	20	32	21	22	20	11	16	37	26	16	183	▼	251
	Domestic and Family - Level 2	2017	4	3	2	5	13	5	2	9	6	-	-	49	-2.0%	49
		2016	5	4	5	4	3	10	2	9	8	5	5	50	▼	65
	General Civil - Level 1	2017	8	5	8	44	11	5	5	6	7	-	-	99	-15.4%	99
		2016	7	34	6	38	6	6	3	7	10	30	5	117	▼	158
	General Civil - Level 2	2017	35	35	30	23	41	55	31	38	32	-	-	320	12.7%	320
		2016	29	33	26	24	26	34	41	38	33	26	32	284	▲	369
	General Civil - Level 3	2017	22	26	27	29	19	10	24	36	30	-	-	223	22.5%	223
		2016	14	34	23	12	13	29	13	20	24	19	22	182	▲	256
Criminal	Probates/Wills & Trusts - Level 1	2017	-	-	-	-	-	-	-	-	-	-	-	0	-100.0%	0
		2016	-	1	-	-	1	-	1	-	1	-	-	3	▼	4
	Probates/Wills & Trusts - Level 2	2017	1	2	-	-	1	1	-	1	-	-	-	6	100.0%	6
		2016	-	1	-	1	-	-	1	-	1	-	-	3	▲	4
	Protective Orders	2017	-	-	-	-	-	-	-	-	-	-	-	0	-100.0%	0
		2016	2	7	2	5	6	1	2	3	3	2	7	31	▼	43
	Uncontested Divorce	2017	28	49	59	39	38	45	27	41	38	-	-	364	-9.7%	364
		2016	36	62	59	38	52	47	37	37	35	40	40	403	▼	521
	Felonies and Related Matters	2017	163	171	237	183	218	286	239	195	166	-	-	1,858	-4.9%	1,858
		2016	183	36	437	134	102	425	185	224	228	178	177	1,954	▼	2,481
Miscellaneous	Misdemeanor	2017	48	78	87	77	53	110	89	112	64	-	-	718	-0.1%	718
		2016	103	47	104	58	74	138	75	73	47	69	75	719	▼	911
	Other Criminally Related Matters	2017	51	79	58	54	58	96	47	85	70	-	-	598	-7.3%	598
		2016	45	77	79	57	86	69	63	78	91	45	51	645	▼	812
Other		2017	201	259	331	202	217	242	169	249	196	-	-	2,066	-7.5%	2,066
		2016	286	322	336	214	177	236	212	237	213	208	225	2,233	▼	2,899
Other		2017	38	26	31	34	49	54	26	42	35	-	-	335	50.2%	335
		2016	22	35	25	23	19	15	24	28	32	25	26	223	▲	292

January 2016 -- September 2017 Filings

Dashboard

Court: Hampton Circuit

Start/End Date: Jan-16 / Sep-17

2016 Average Month: 693

Jan-Sep 2016: 6,380

Filings Trending: ↔

Circuit/Court ID: 8 208650

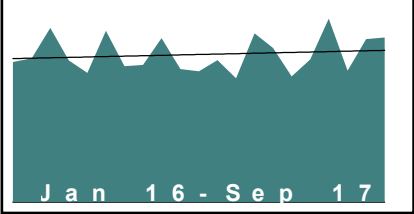
Type of Case: Filings

2017 Average Month: 720

Jan-Sep 2017 : 6,477

Overall AVG. Month: 704

Monthly Filings Summary



Jan --- Sep Filings

6,477

6,380

2017

2016

Filings by Division																
		Jan	Feb	Mar	Apr	May	Jun	Jul	Aug	Sep	Oct	Nov	Dec	Thru Sep	% Change	Total
Total	2017	590	806	735	600	680	876	627	778	785	-	-	-	6,477	1.5%▲	6,477
	2016	668	687	831	676	616	818	648	654	782	635	624	678	6,380		8,317
Civil	2017	81	115	107	99	120	110	103	125	101	-	-	-	961	-15.0%▼	961
	2016	123	134	111	125	109	143	119	135	132	111	105	109	1,131		1,456
Criminal	2017	284	430	323	270	323	531	300	401	430	-	-	-	3,292	10.5%▲	3,292
	2016	276	252	376	320	323	411	310	311	399	297	300	289	2,978		3,864
Miscellaneous	2017	188	212	259	185	194	183	187	192	204	-	-	-	1,804	-1.4%▼	1,804
	2016	222	242	288	172	150	201	189	169	197	165	183	232	1,830		2,410
Other	2017	37	49	46	46	43	52	37	60	50	-	-	-	420	-4.8%▼	420
	2016	47	59	56	59	34	63	30	39	54	62	36	48	441		587

Filings by Division & Case Category																
		Jan	Feb	Mar	Apr	May	Jun	Jul	Aug	Sep	Oct	Nov	Dec	Thru Sep	% Change	Total
Civil	Administrative Law	2017	-	1	-	-	-	1	1	1	-	-	-	4	-33.3%▼	4
		2016	-	-	1	1	-	1	1	2	3	-	-	6		9
	Contested Divorce	2017	11	17	15	16	19	15	7	22	8	-	-	130	-7.1%▼	130
		2016	9	10	17	18	19	12	18	21	16	7	9	140		172
	Domestic and Family - Level 1	2017	2	5	7	4	5	3	7	4	12	-	-	49	-74.9%▼	49
		2016	12	20	23	32	14	26	17	14	37	18	35	195		262
	Domestic and Family - Level 2	2017	1	8	5	2	2	4	4	3	5	-	-	34	-51.4%▼	34
		2016	31	5	4	2	7	3	10	3	5	2	7	70		80
	General Civil - Level 1	2017	3	1	1	1	3	1	1	1	-	-	-	12	71.4%▲	12
		2016	-	1	-	-	1	1	2	-	2	1	1	7		11
	General Civil - Level 2	2017	29	26	30	17	23	33	33	27	26	-	-	244	8.9%▲	244
		2016	24	28	12	22	28	37	18	30	25	16	25	224		299
	General Civil - Level 3	2017	7	7	7	10	21	16	9	15	8	-	-	100	-21.3%▼	100
		2016	10	13	11	8	13	21	12	29	10	25	6	127		166
Criminal	Probates/Wills & Trusts - Level 1	2017	-	-	-	1	-	2	-	3	2	-	-	8	14.3%▲	8
		2016	1	1	1	-	1	1	-	1	1	-	1	7		8
	Probates/Wills & Trusts - Level 2	2017	3	5	4	6	7	10	4	6	7	-	-	52	40.5%▲	52
		2016	4	8	3	5	4	4	5	2	2	2	1	37		46
	Uncontested Divorce	2017	25	45	38	42	40	25	37	43	33	-	-	328	3.1%▲	328
		2016	32	48	39	37	22	37	37	34	32	36	21	318		403
	Capital Murder	2017	1	-	-	-	1	1	-	-	-	-	-	3	3	3
		2016	-	-	-	-	-	-	-	-	-	-	-	0	↔	0
	Felonies and Related Matters	2017	181	260	189	153	189	251	152	245	286	-	-	1,906	3.2%▲	1,906
		2016	173	165	226	209	193	264	186	187	244	167	175	1,847		2,336
	Misdemeanor	2017	55	93	81	42	80	163	81	81	74	-	-	750	7.9%▲	750
		2016	47	63	98	62	75	107	64	79	100	68	72	695		922
	Other Criminally Related Matters	2017	47	77	53	75	53	116	67	75	70	-	-	633	45.2%▲	633
		2016	56	24	52	49	55	40	60	45	55	62	53	436		606
Miscellaneous	2017	188	212	259	185	194	183	187	192	204	-	-	-	1,804	-1.4%▼	1,804
	2016	222	242	288	172	150	201	189	169	197	165	183	232	1,830		2,410
Other	2017	37	49	46	46	43	52	37	60	50	-	-	-	420	-4.8%▼	420
	2016	47	59	56	59	34	63	30	39	54	62	36	48	441		587

January 2016 -- September 2017 Filings

Dashboard

Court: Charles City Circuit

Start/End Date: Jan-16 / Sep-17

2016 Average Month: 36

Jan-Sep 2016: 366

Filings Trending: ▼

Circuit/Court ID: 9 209036

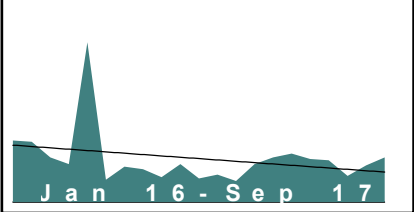
Type of Case: Filings

2017 Average Month:29

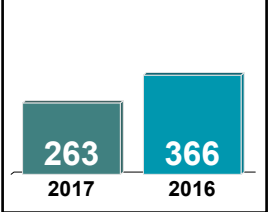
Jan-Sep 2017 : 263

Overall AVG. Month: 33

Monthly Filings Summary



Jan --- Sep Filings



Filings by Division																
		Jan	Feb	Mar	Apr	May	Jun	Jul	Aug	Sep	Oct	Nov	Dec	Thru Sep	% Change	Total
Total	2017	16	29	34	37	33	32	20	28	34	-	-	-	263	-28.1%	263
	2016	47	46	34	29	122	17	27	25	19	29	18	21	366	▼	434
Civil	2017	6	7	2	8	2	2	4	7	4	-	-	-	42	40.0%	42
	2016	1	5	5	3	1	5	5	4	1	3	1	4	30	▲	38
Criminal	2017	1	5	4	7	14	12	6	6	14	-	-	-	69	-63.5%	69
	2016	22	20	12	4	102	3	9	7	10	13	4	3	189	▼	209
Miscellaneous	2017	9	16	28	22	14	18	9	14	16	-	-	-	146	8.1%	146
	2016	24	21	16	20	11	8	13	14	8	13	13	14	135	▲	175
Other	2017	-	1	-	-	3	-	1	1	-	-	-	-	6	-50.0%	6
	2016	-	-	1	2	8	1	-	-	-	-	-	-	12	▼	12

Filings by Division & Case Category																
		Jan	Feb	Mar	Apr	May	Jun	Jul	Aug	Sep	Oct	Nov	Dec	Thru Sep	% Change	Total
Civil	Administrative Law	2017	-	-	-	1	-	-	-	-	-	-	-	1	0.0%	1
		2016	-	-	-	-	-	1	-	-	-	-	-	1	↔	1
	Contested Divorce	2017	1	1	-	1	-	1	-	1	-	-	-	5	5	5
		2016	-	-	-	-	-	-	-	-	-	-	1	0	↔	1
	Domestic and Family - Level 1	2017	-	-	-	-	-	-	-	-	-	-	-	0	-100.0%	0
		2016	-	-	-	-	1	-	-	-	-	-	-	1	▼	1
	Domestic and Family - Level 2	2017	-	-	-	-	-	-	-	1	-	-	-	1	1	1
		2016	-	-	-	-	-	-	-	-	1	-	-	0	↔	1
	General Civil - Level 1	2017	-	2	-	-	-	-	2	-	-	-	-	4	4	4
		2016	-	-	-	-	-	-	-	-	1	-	-	0	↔	1
	General Civil - Level 2	2017	4	1	-	3	-	1	3	2	-	-	-	14	27.3%	14
		2016	1	-	2	2	-	2	1	2	1	-	1	11	▲	12
Criminal	General Civil - Level 3	2017	1	1	2	1	1	-	3	-	-	-	-	9	-10.0%	9
		2016	-	3	2	-	2	2	1	-	-	-	-	10	▼	10
	Protective Orders	2017	-	-	-	-	-	-	-	-	-	-	-	0	-100.0%	0
		2016	-	-	1	-	-	-	-	-	-	-	-	1	▼	1
	Uncontested Divorce	2017	-	2	-	3	-	1	-	2	-	-	-	8	33.3%	8
		2016	-	2	-	1	1	1	1	-	1	1	2	6	▲	10
	Felonies and Related Matters	2017	-	3	4	2	6	6	5	3	10	-	-	39	-2.5%	39
		2016	2	7	4	2	9	3	4	4	5	9	3	40	▼	54
	Misdemeanor	2017	1	2	-	4	6	6	1	1	4	-	-	25	-82.5%	25
		2016	20	13	6	2	91	-	5	2	4	3	1	143	▼	147
	Other Criminally Related Matters	2017	-	-	-	1	2	-	-	2	-	-	-	5	-16.7%	5
Miscellaneous		2016	-	-	2	-	2	-	-	1	1	1	-	6	▼	8
Other	Miscellaneous	2017	9	16	28	22	14	18	9	14	16	-	-	146	8.1%	146
		2016	24	21	16	20	11	8	13	14	8	13	14	135	▲	175
Other		2017	-	1	-	-	3	-	1	1	-	-	-	6	-50.0%	6
		2016	-	-	1	2	8	1	-	-	-	-	-	12	▼	12


January 2016 -- September 2017 Filings

Dashboard

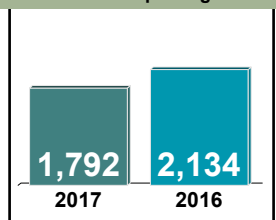
Court: Gloucester Circuit
 Start/End Date: Jan-16 / Sep-17
 2016 Average Month: 230
 Jan-Sep 2016: 2,134
 Filings Trending: ▼

Circuit/Court ID: 9 209073
 Type of Case: Filings
 2017 Average Month: 199
 Jan-Sep 2017 : 1,792
 Overall AVG. Month: 217

Monthly Filings Summary



Jan --- Sep Filings



Filings by Division

		Jan	Feb	Mar	Apr	May	Jun	Jul	Aug	Sep	Oct	Nov	Dec	Thru Sep	% Change	Total
Total	2017	197	219	204	185	227	169	175	221	195	-	-	-	1,792	-16.0%	1,792
	2016	265	250	302	224	241	220	201	212	219	210	216	204	2,134	▼	2,764
Civil	2017	22	18	23	41	30	22	26	32	20	-	-	-	234	-27.6%	234
	2016	31	40	63	38	30	27	32	35	27	26	23	33	323	▼	405
Criminal	2017	64	62	75	49	100	52	52	73	72	-	-	-	599	-16.0%	599
	2016	93	61	77	71	124	73	54	75	85	67	91	52	713	▼	923
Miscellaneous	2017	81	103	82	76	72	71	76	89	74	-	-	-	724	-15.4%	724
	2016	118	117	139	84	62	90	94	67	85	87	83	92	856	▼	1,118
Other	2017	30	36	24	19	25	24	21	27	29	-	-	-	235	-2.9%	235
	2016	23	32	23	31	25	30	21	35	22	30	19	27	242	▼	318

Filings by Division & Case Category

			Jan	Feb	Mar	Apr	May	Jun	Jul	Aug	Sep	Oct	Nov	Dec	Thru Sep	% Change	Total
Civil	Contested Divorce	2017	3	4	4	2	1	3	5	5	1	-	-	-	28	-44.0%	28
		2016	4	5	13	2	4	8	3	5	6	2	2	6	50	▼	60
	Domestic and Family - Level 1	2017	-	-	1	-	-	1	-	-	-	-	-	-	2	-95.0%	2
		2016	9	5	6	-	6	2	1	11	-	3	1	6	40	▼	50
	Domestic and Family - Level 2	2017	3	-	2	3	-	-	1	2	1	-	-	-	12	-14.3%	12
		2016	-	2	5	1	2	1	2	-	1	1	3	1	14	▼	19
	General Civil - Level 1	2017	-	-	-	-	-	-	1	1	-	-	-	-	2	2	2
		2016	-	-	-	-	-	-	-	-	-	1	-	-	0	↔	1
	General Civil - Level 2	2017	2	1	6	9	6	9	6	10	6	-	-	-	55	-15.4%	55
		2016	5	6	17	5	5	5	14	3	5	6	2	10	65	▼	83
	General Civil - Level 3	2017	3	1	1	20	12	5	-	2	-	-	-	-	44	4.8%	44
		2016	3	3	1	24	1	-	2	3	5	1	4	1	42	▲	48
	Probates/Wills & Trusts - Level 1	2017	-	-	-	-	-	1	-	-	-	-	-	-	1	1	1
		2016	-	-	-	-	-	-	-	-	-	-	-	-	0	↔	0
Probates/Wills & Trusts - Level 2	2017	1	-	1	1	-	1	-	-	2	-	-	-	6	-25.0%	6	
	2016	-	1	2	-	-	1	2	1	1	-	1	2	8	▼	11	
Protective Orders	2017	-	-	-	-	-	-	-	-	-	-	-	-	0	-100.0%	0	
	2016	-	-	-	1	-	-	-	-	-	-	-	-	1	▼	1	
Uncontested Divorce	2017	10	12	8	6	11	2	13	12	10	-	-	-	84	-18.4%	84	
	2016	10	18	19	5	12	10	8	12	9	12	10	7	103	▼	132	
Criminal	Felonies and Related Matters	2017	45	38	60	30	56	35	30	27	43	-	-	-	364	-20.9%	364
		2016	65	37	44	47	84	47	35	44	57	48	59	25	460	▼	592
	Misdemeanor	2017	17	15	13	12	38	14	17	39	26	-	-	-	191	-7.7%	191
		2016	27	20	21	18	36	26	13	23	23	13	26	24	207	▼	270
	Other Criminally Related Matters	2017	2	9	2	7	6	3	5	7	3	-	-	-	44	-4.3%	44
		2016	1	4	12	6	4	-	6	8	5	6	6	3	46	▼	61
Miscellaneous	2017	2016	81	103	82	76	72	71	76	89	74	-	-	-	724	-15.4%	724
		2016	118	117	139	84	62	90	94	67	85	87	83	92	856	▼	1,118
Other	2017	2016	30	36	24	19	25	24	21	27	29	-	-	-	235	-2.9%	235
		2016	23	32	23	31	25	30	21	35	22	30	19	27	242	▼	318

January 2016 -- September 2017 Filings

Dashboard

Court: King & Queen Circuit

Circuit/Court ID: 9 209097

Start/End Date: Jan-16 / Sep-17

Type of Case: Filings

2016 Average Month: 30

2017 Average Month:34

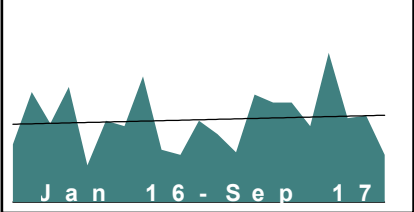
Jan-Sep 2016: 280

Jan-Sep 2017 : 305

Filings Trending: ▲

Overall AVG. Month: 31

Monthly Filings Summary



Jan --- Sep Filings

305

280

2017

2016

Filings by Division																
		Jan	Feb	Mar	Apr	May	Jun	Jul	Aug	Sep	Oct	Nov	Dec	Thru Sep	% Change	Total
Total	2017	19	41	38	38	29	57	32	33	18	-	-	-	305	8.9%	305
	2016	22	42	30	44	14	31	29	48	20	18	31	26	280	▲	355
Civil	2017	4	4	14	4	4	5	5	2	3	-	-	-	45	-2.2%	45
	2016	2	7	6	5	4	2	7	9	4	3	2	5	46	▼	56
Criminal	2017	3	24	11	26	11	38	12	16	6	-	-	-	147	41.3%	147
	2016	6	14	9	23	3	17	10	17	5	5	6	6	104	▲	121
Miscellaneous	2017	12	11	13	7	14	14	15	15	9	-	-	-	110	-13.4%	110
	2016	14	21	14	16	7	12	12	20	11	10	23	14	127	▼	174
Other	2017	-	2	-	1	-	-	-	-	-	-	-	-	3	0.0%	3
	2016	-	-	1	-	-	-	-	2	-	-	-	1	3	↔	4

Filings by Division & Case Category																
		Jan	Feb	Mar	Apr	May	Jun	Jul	Aug	Sep	Oct	Nov	Dec	Thru Sep	% Change	Total
Civil	Contested Divorce	2017	-	1	1	-	-	-	1	-	-	-	-	3	-25.0%	3
		2016	-	1	1	-	1	-	1	-	-	-	1	4	▼	5
	Domestic and Family - Level 1	2017	-	-	-	-	-	-	-	-	-	-	-	0	-100.0%	0
		2016	-	-	-	2	1	-	-	-	-	-	-	3	▼	3
	Domestic and Family - Level 2	2017	-	-	-	-	-	-	-	-	-	-	-	0	-100.0%	0
		2016	-	-	-	-	-	-	-	1	-	-	-	1	▼	1
	General Civil - Level 2	2017	1	1	1	1	2	-	1	1	-	-	-	8	-11.1%	8
		2016	-	1	2	2	-	1	-	2	-	-	2	9	▼	11
	General Civil - Level 3	2017	3	-	10	1	2	4	1	1	-	-	-	22	29.4%	22
		2016	1	3	-	-	-	1	5	7	2	2	1	17	▲	22
	Probates/Wills & Trusts - Level 1	2017	-	-	-	-	-	-	-	-	-	-	-	0	-100.0%	0
		2016	-	1	-	-	-	-	-	-	-	-	-	1	▼	1
Criminal	Probates/Wills & Trusts - Level 2	2017	-	-	-	-	-	-	-	-	-	-	-	0	-100.0%	0
		2016	-	-	1	-	1	-	-	-	-	-	-	2	▼	2
	Uncontested Divorce	2017	-	2	2	2	-	1	3	1	-	-	-	12	33.3%	12
		2016	1	1	2	1	1	-	1	1	1	-	1	9	▲	11
	Felonies and Related Matters	2017	1	20	9	21	7	24	10	2	-	-	-	108	61.2%	108
		2016	3	9	5	18	2	11	7	10	4	5	2	67	▲	78
Miscellaneous	Misdemeanor	2017	1	4	1	5	4	13	1	3	-	-	-	33	50.0%	33
		2016	1	4	1	5	-	3	2	4	2	1	2	22	▲	25
	Other Criminally Related Matters	2017	1	-	1	-	-	1	1	1	-	-	-	6	-60.0%	6
		2016	2	1	3	-	1	3	1	1	1	-	2	15	▼	18
Other	Miscellaneous	2017	12	11	13	7	14	14	15	9	-	-	-	110	-13.4%	110
		2016	14	21	14	16	7	12	12	20	10	23	14	127	▼	174
Other	Other	2017	-	2	-	1	-	-	-	-	-	-	-	3	0.0%	3
		2016	-	-	1	-	-	-	2	-	-	-	1	3	↔	4

January 2016 -- September 2017 Filings

Dashboard

Court: King William Circuit

Start/End Date: Jan-16 / Sep-17

2016 Average Month: 76

Jan-Sep 2016: 711

Filings Trending: ▼

Circuit/Court ID: 9 209101

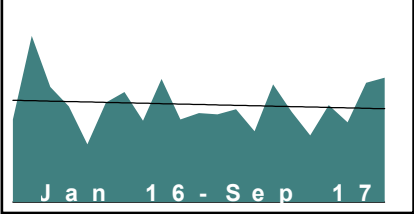
Type of Case: Filings

2017 Average Month:73

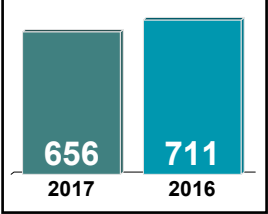
Jan-Sep 2017 : 656

Overall AVG. Month: 75

Monthly Filings Summary



Jan --- Sep Filings



Filings by Division																
		Jan	Feb	Mar	Apr	May	Jun	Jul	Aug	Sep	Oct	Nov	Dec	Thru Sep	% Change	Total
Total	2017	71	54	90	69	51	74	61	91	95	-	-	-	656	-7.7%	656
	2016	63	127	88	73	44	76	84	62	94	63	68	67	711	▼	909
Civil	2017	11	11	6	11	13	10	7	10	11	-	-	-	90	3.4%	90
	2016	8	6	10	8	5	15	6	14	15	7	11	7	87	▲	112
Criminal	2017	25	11	19	18	6	31	27	52	55	-	-	-	244	-0.4%	244
	2016	7	64	34	27	5	30	30	7	41	7	13	23	245	▼	288
Miscellaneous	2017	35	32	65	40	32	31	27	29	29	-	-	-	320	-14.2%	320
	2016	47	56	44	36	33	30	48	41	38	49	43	36	373	▼	501
Other	2017	-	-	-	-	-	2	-	-	-	-	-	-	2	-66.7%	2
	2016	1	1	-	2	1	1	-	-	-	-	1	1	6	▼	8

Filings by Division & Case Category																
		Jan	Feb	Mar	Apr	May	Jun	Jul	Aug	Sep	Oct	Nov	Dec	Thru Sep	% Change	Total
Civil	Administrative Law	2017	-	-	-	-	-	-	1	-	-	-	-	1	1	1
		2016	-	-	-	-	-	-	-	-	-	-	-	0	↔	0
	Contested Divorce	2017	2	5	1	2	3	4	1	2	1	-	-	21	61.5%	21
		2016	1	1	3	1	-	2	-	2	3	-	1	13	▲	14
	Domestic and Family - Level 1	2017	1	1	-	-	-	-	-	-	-	-	-	2	-84.6%	2
		2016	1	1	2	1	-	1	-	4	3	2	1	13	▼	18
	Domestic and Family - Level 2	2017	1	-	1	-	-	-	1	-	2	-	-	5	66.7%	5
		2016	-	-	-	-	-	2	-	-	1	1	-	3	▲	5
	General Civil - Level 1	2017	-	-	-	1	-	-	1	-	-	-	-	2	0.0%	2
		2016	-	-	-	1	-	-	-	1	-	-	-	2	↔	2
	General Civil - Level 2	2017	1	3	2	1	3	4	2	2	2	-	-	20	5.3%	20
		2016	1	2	1	2	-	4	3	4	2	1	4	19	▲	25
Criminal	General Civil - Level 3	2017	1	-	1	-	3	2	-	3	1	-	-	11	37.5%	11
		2016	1	1	1	-	1	3	-	1	-	3	2	8	▲	15
	Probates/Wills & Trusts - Level 2	2017	-	-	-	1	1	-	-	-	-	-	-	2	2	2
		2016	-	-	-	-	-	-	-	-	-	-	-	0	↔	0
	Uncontested Divorce	2017	5	2	1	6	3	-	2	2	5	-	-	26	-10.3%	26
		2016	4	1	3	3	4	3	3	5	-	3	1	29	▼	33
	Capital Murder	2017	-	-	-	-	-	-	-	-	-	-	-	0	-100.0%	0
		2016	-	1	-	-	-	-	-	-	-	-	-	1	▼	1
	Felonies and Related Matters	2017	23	3	10	14	1	19	20	38	44	-	-	172	-9.5%	172
		2016	-	56	22	22	1	28	28	1	32	4	8	190	▼	219
	Misdemeanor	2017	2	7	8	2	5	11	2	11	10	-	-	58	31.8%	58
		2016	4	7	11	5	4	1	2	4	6	3	3	44	▲	55
Miscellaneous	Other Criminally Related Matters	2017	-	1	1	2	-	1	5	3	1	-	-	14	40.0%	14
		2016	3	-	1	-	-	1	-	2	3	-	2	10	▲	13
Other	Miscellaneous	2017	35	32	65	40	32	31	27	29	29	-	-	320	-14.2%	320
		2016	47	56	44	36	33	30	48	41	38	49	43	373	▼	501
Other	Other	2017	-	-	-	-	-	2	-	-	-	-	-	2	-66.7%	2
		2016	1	1	-	2	1	1	-	-	-	-	1	6	▼	8

January 2016 -- September 2017 Filings

Dashboard

Court: Mathews Circuit

Start/End Date: Jan-16 / Sep-17

2016 Average Month: 38

Jan-Sep 2016: 360

Filings Trending: ▲

Circuit/Court ID: 9 209115

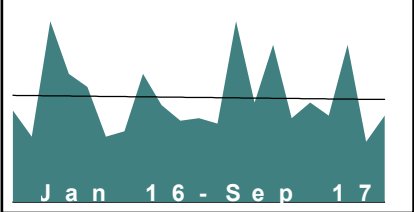
Type of Case: Filings

2017 Average Month:43

Jan-Sep 2017 : 386

Overall AVG. Month: 40

Monthly Filings Summary



Jan --- Sep Filings

386

2017

360

2016

Filings by Division																
		Jan	Feb	Mar	Apr	May	Jun	Jul	Aug	Sep	Oct	Nov	Dec	Thru Sep	% Change	Total
Total	2017	69	38	60	32	38	33	60	23	33	-	-	-	386	7.2%▲	386
	2016	35	25	69	49	44	25	27	49	37	31	32	30	360	▲	453
Civil	2017	3	6	5	6	2	5	7	4	4	-	-	-	42	-16.0%▼	42
	2016	7	2	4	5	7	4	10	5	6	8	1	4	50	▼	63
Criminal	2017	47	15	21	5	12	12	31	6	7	-	-	-	156	-1.3%▼	156
	2016	4	-	38	31	26	3	2	32	22	2	10	7	158	▼	177
Miscellaneous	2017	19	17	34	21	24	16	22	12	21	-	-	-	186	23.2%▲	186
	2016	24	23	26	13	11	18	15	12	9	21	21	19	151	▲	212
Other	2017	-	-	-	-	-	-	-	1	1	-	-	-	2	100.0%▲	2
	2016	-	-	1	-	-	-	-	-	-	-	-	-	1	▲	1

Filings by Division & Case Category																
		Jan	Feb	Mar	Apr	May	Jun	Jul	Aug	Sep	Oct	Nov	Dec	Thru Sep	% Change	Total
Civil	Administrative Law	2017	-	-	-	-	-	1	-	-	-	-	-	1	0.0%↔	1
		2016	-	-	-	1	-	-	-	-	1	-	-	1	↔	2
	Contested Divorce	2017	-	2	-	1	2	2	-	-	-	-	-	8	60.0%▲	8
		2016	-	-	-	-	2	2	1	-	1	-	2	5	▲	8
	Domestic and Family - Level 1	2017	-	1	-	-	-	-	-	-	-	-	-	1	-75.0%▼	1
		2016	-	-	1	-	1	1	1	-	-	1	-	4	▼	5
	Domestic and Family - Level 2	2017	-	-	2	-	-	-	-	-	-	-	-	2	-33.3%▼	2
		2016	-	-	-	-	1	1	-	1	1	-	-	3	▼	4
	General Civil - Level 1	2017	-	-	-	-	-	-	-	-	-	-	-	0	-100.0%▼	0
		2016	-	-	-	1	-	-	-	-	-	-	-	1	▼	1
	General Civil - Level 2	2017	-	1	1	3	-	1	2	1	3	-	-	12	0.0%↔	12
		2016	2	-	2	2	-	2	1	1	2	-	1	12	↔	13
	General Civil - Level 3	2017	1	-	1	-	-	1	1	-	-	-	-	5	-28.6%▼	5
		2016	3	2	1	-	-	1	-	-	1	-	-	7	▼	8
	Probates/Wills & Trusts - Level 1	2017	-	-	-	-	-	-	-	-	-	-	-	0	0↔	0
		2016	-	-	-	-	-	-	-	-	-	-	1	0	↔	1
Criminal	Probates/Wills & Trusts - Level 2	2017	-	1	-	1	-	-	1	-	-	-	-	3	0.0%↔	3
		2016	1	-	-	-	-	2	-	-	-	-	-	3	↔	3
	Protective Orders	2017	-	-	-	-	-	-	-	-	-	-	-	0	-100.0%▼	0
		2016	-	-	-	-	1	-	-	-	-	-	-	1	▼	1
	Uncontested Divorce	2017	2	1	1	1	-	2	2	1	-	-	-	10	-23.1%▼	10
		2016	1	-	-	2	3	2	2	3	4	-	-	13	▼	17
Miscellaneous	Felonies and Related Matters	2017	42	10	18	3	11	4	28	4	4	-	-	124	2.5%▲	124
		2016	-	-	32	31	13	1	1	30	13	2	3	121	▲	128
	Misdemeanor	2017	3	3	3	1	1	7	3	2	3	-	-	26	13.0%▲	26
		2016	1	-	5	-	11	-	-	6	-	4	5	23	▲	32
	Other Criminally Related Matters	2017	2	2	-	1	-	1	-	-	-	-	-	6	-57.1%▼	6
		2016	3	-	1	-	2	2	1	2	3	-	3	14	▼	17
Other	Miscellaneous	2017	19	17	34	21	24	16	22	12	21	-	-	186	23.2%▲	186
		2016	24	23	26	13	11	18	15	12	9	21	19	151	▲	212
	Other	2017	-	-	-	-	-	-	1	1	-	-	-	2	100.0%▲	2
		2016	-	-	1	-	-	-	-	-	-	-	-	1	▲	1

January 2016 -- September 2017 Filings

Dashboard

Court: Middlesex Circuit

Start/End Date: Jan-16 / Sep-17

2016 Average Month: 60

Jan-Sep 2016: 563

Filings Trending: ▼

Circuit/Court ID: 9 209119

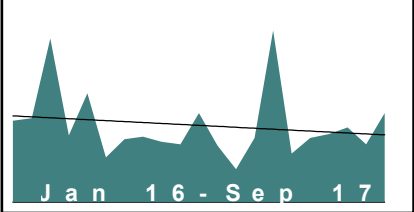
Type of Case: Filings

2017 Average Month:57

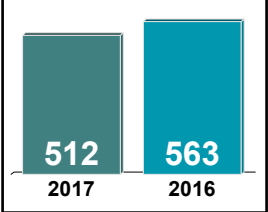
Jan-Sep 2017 : 512

Overall AVG. Month: 59

Monthly Filings Summary



Jan --- Sep Filings



Filings by Division																	
			Jan	Feb	Mar	Apr	May	Jun	Jul	Aug	Sep	Oct	Nov	Dec	Thru Sep	% Change	Total
Total	2017		25	49	131	37	49	52	57	44	68	-	-	-	512	-9.1%	512
	2016		62	64	125	51	83	34	48	50	46	44	68	43	563	▼	718
Civil	2017		7	4	13	16	11	9	8	5	8	-	-	-	81	-2.4%	81
	2016		8	5	11	9	16	8	8	9	9	12	18	11	83	▼	124
Criminal	2017		4	29	86	8	14	24	24	13	36	-	-	-	238	-12.8%	238
	2016		26	19	89	23	56	10	16	14	20	8	33	15	273	▼	329
Miscellaneous	2017		14	15	30	13	24	18	25	26	22	-	-	-	187	-4.1%	187
	2016		26	38	22	18	11	16	22	27	15	24	17	17	195	▼	253
Other	2017		-	1	2	-	-	1	-	-	2	-	-	-	6	-50.0%	6
	2016		2	2	3	1	-	-	2	-	2	-	-	-	12	▼	12

Filings by Division & Case Category																	
			Jan	Feb	Mar	Apr	May	Jun	Jul	Aug	Sep	Oct	Nov	Dec	Thru Sep	% Change	Total
Civil	Administrative Law	2017	-	1	-	-	-	-	-	-	-	-	-	-	1	0.0%	1
		2016	1	-	-	-	-	-	-	-	-	-	-	-	1	↔	1
	Contested Divorce	2017	-	-	3	1	1	2	1	3	3	-	-	-	14	180.0%	14
		2016	1	-	2	-	1	1	-	-	-	2	3	2	5	▲	12
	Domestic and Family - Level 1	2017	-	-	-	-	-	-	-	-	-	-	-	-	0	-100.0%	0
		2016	-	-	2	1	-	-	-	-	4	5	3	-	7	▼	15
	Domestic and Family - Level 2	2017	-	-	-	1	1	1	-	-	1	-	-	-	4	33.3%	4
		2016	-	-	-	-	-	2	-	1	-	-	-	-	3	▲	3
	General Civil - Level 1	2017	1	-	-	-	-	-	-	-	-	-	-	-	1	1	1
		2016	-	-	-	-	-	-	-	-	-	-	-	-	0	↔	0
	General Civil - Level 2	2017	1	1	2	3	-	-	2	1	2	-	-	-	12	-29.4%	12
		2016	1	3	3	1	1	2	1	4	1	3	2	1	17	▼	23
	General Civil - Level 3	2017	-	2	7	9	8	3	-	-	-	-	-	-	29	38.1%	29
		2016	1	-	1	1	13	2	1	1	1	1	8	2	21	▲	32
	Probates/Wills & Trusts - Level 1	2017	-	-	-	-	-	-	-	-	-	-	-	-	0	0	0
		2016	-	-	-	-	-	-	-	-	-	-	1	-	0	↔	1
Probates/Wills & Trusts - Level 2	2017	-	-	1	-	-	-	-	-	-	-	-	-	1	-80.0%	1	
	2016	2	-	-	1	-	-	2	-	-	-	-	-	5	▼	5	
Protective Orders	2017	-	-	-	-	-	-	-	-	-	-	-	-	0	-100.0%	0	
	2016	-	-	-	2	-	-	-	1	1	1	-	-	4	▼	5	
Uncontested Divorce	2017	5	-	-	2	1	3	5	1	2	-	-	-	19	-5.0%	19	
	2016	2	2	3	3	1	1	4	2	2	-	1	6	20	▼	27	
Criminal	Felonies and Related Matters	2017	3	22	74	2	9	15	16	6	31	-	-	-	178	-9.2%	178
		2016	14	10	68	20	42	4	11	10	17	4	17	8	196	▼	225
	Misdemeanor	2017	1	5	12	3	3	9	5	6	5	-	-	-	49	-24.6%	49
		2016	10	6	19	2	13	4	5	4	2	4	16	7	65	▼	92
	Other Criminally Related Matters	2017	-	2	-	3	2	-	3	1	-	-	-	-	11	-8.3%	11
		2016	2	3	2	1	1	2	-	-	1	-	-	-	12	▼	12
Miscellaneous	2017	14	15	30	13	24	18	25	26	22	-	-	-	187	-4.1%	187	
	2016	26	38	22	18	11	16	22	27	15	24	17	17	195	▼	253	
Other	2017	-	1	2	-	-	1	-	-	2	-	-	-	6	-50.0%	6	
	2016	2	2	3	1	-	-	2	-	2	-	-	-	12	▼	12	

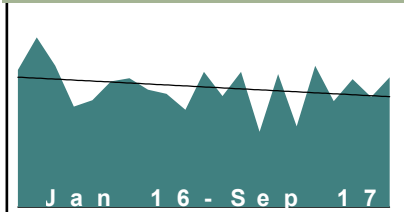
January 2016 -- September 2017 Filings

Dashboard

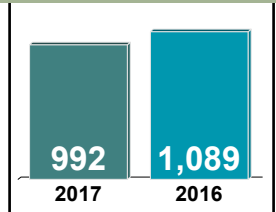
Court: New Kent Circuit
 Start/End Date: Jan-16 / Sep-17
 2016 Average Month: 118
 Jan-Sep 2016: 1,089
 Filings Trending: ▼

Circuit/Court ID: 9 209127
 Type of Case: Filings
 2017 Average Month: 110
 Jan-Sep 2017 : 992
 Overall AVG. Month: 115

Monthly Filings Summary



Jan --- Sep Filings



Filings by Division

		Jan	Feb	Mar	Apr	May	Jun	Jul	Aug	Sep	Oct	Nov	Dec	Thru Sep	% Change	Total
Total	2017	129	72	127	77	135	101	122	105	124	-	-	-	992	-8.9%	992
	2016	131	162	135	96	102	120	123	112	108	93	129	106	1,089	▼	1,417
Civil	2017	8	6	16	13	18	12	11	18	13	-	-	-	115	-1.7%	115
	2016	13	15	11	9	8	17	18	14	12	15	11	13	117	▼	156
Criminal	2017	51	22	27	18	38	42	27	21	35	-	-	-	281	-23.8%	281
	2016	36	47	55	30	43	37	36	44	41	20	65	50	369	▼	504
Miscellaneous	2017	51	40	55	45	46	45	52	60	49	-	-	-	443	-15.6%	443
	2016	72	88	67	48	35	53	64	49	49	53	44	40	525	▼	662
Other	2017	19	4	29	1	33	2	32	6	27	-	-	-	153	96.2%	153
	2016	10	12	2	9	16	13	5	5	6	5	9	3	78	▲	95

Filings by Division & Case Category

		Jan	Feb	Mar	Apr	May	Jun	Jul	Aug	Sep	Oct	Nov	Dec	Thru Sep	% Change	Total
Civil	Administrative Law	2017	-	-	1	-	-	-	-	-	-	-	-	1	1	1
		2016	-	-	-	-	-	-	-	-	-	-	-	0	↔	0
	Contested Divorce	2017	-	1	2	1	-	2	-	2	-	-	-	8	-57.9%	8
		2016	5	1	1	1	-	4	3	2	-	2	-	19	▼	21
	Domestic and Family - Level 1	2017	-	-	-	2	1	-	-	-	-	-	-	3	-70.0%	3
		2016	-	2	-	3	-	-	3	2	1	5	-	10	▼	16
	Domestic and Family - Level 2	2017	1	-	1	1	-	-	1	2	-	-	-	6	50.0%	6
		2016	-	-	-	1	1	-	1	-	1	1	2	4	▲	8
	General Civil - Level 1	2017	-	-	-	-	-	-	-	-	-	-	-	0	-100.0%	0
		2016	-	-	-	-	-	-	1	-	-	-	-	1	▼	1
	General Civil - Level 2	2017	2	1	7	3	2	4	3	8	-	-	-	36	44.0%	36
		2016	5	3	1	-	2	2	7	2	3	4	1	25	▲	30
Criminal	General Civil - Level 3	2017	3	1	2	3	9	2	2	1	-	-	-	25	78.6%	25
		2016	1	3	3	-	2	1	2	-	5	1	2	14	▲	22
	Probates/Wills & Trusts - Level 1	2017	-	-	-	-	-	-	-	-	-	-	-	0	-100.0%	0
		2016	-	-	-	-	-	-	1	-	-	-	-	1	▼	1
	Probates/Wills & Trusts - Level 2	2017	-	-	-	-	2	-	2	-	-	-	-	4	100.0%	4
		2016	1	-	-	-	-	1	-	-	1	-	-	2	▲	3
	Uncontested Divorce	2017	2	3	3	3	4	4	5	4	-	-	-	32	-22.0%	32
		2016	1	6	6	4	3	9	4	3	3	2	8	41	▼	54
	Capital Murder	2017	-	-	-	-	-	-	-	-	-	-	-	0	0	0
		2016	-	-	-	-	-	-	-	-	-	-	1	0	↔	1
	Felonies and Related Matters	2017	37	14	17	11	21	32	18	19	21	-	-	190	-20.2%	190
		2016	21	28	41	21	28	24	25	24	13	39	37	238	▼	327
Miscellaneous	Misdemeanor	2017	9	8	9	5	12	9	8	1	13	-	-	74	-33.3%	74
		2016	15	16	12	9	14	8	11	11	15	7	26	111	▼	154
	Other Criminally Related Matters	2017	5	-	1	2	5	1	1	1	1	-	-	17	-15.0%	17
		2016	-	3	2	-	1	5	-	7	2	-	2	20	▼	22
	Miscellaneous	2017	51	40	55	45	46	45	52	60	49	-	-	443	-15.6%	443
		2016	72	88	67	48	35	53	64	49	49	53	44	525	▼	662
	Other	2017	19	4	29	1	33	2	32	6	27	-	-	153	96.2%	153
		2016	10	12	2	9	16	13	5	5	6	5	9	78	▲	95

January 2016 -- September 2017 Filings

Dashboard

Court: York Circuit

Start/End Date: Jan-16 / Sep-17

2016 Average Month: 299

Jan-Sep 2016: 2,734

Filings Trending: ▼

Circuit/Court ID: 9 209199

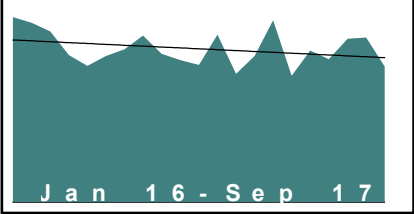
Type of Case: Filings

2017 Average Month:284

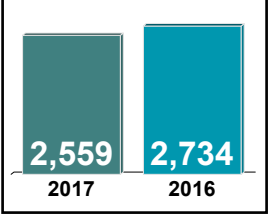
Jan-Sep 2017 : 2,559

Overall AVG. Month: 293

Monthly Filings Summary



Jan --- Sep Filings



Filings by Division																
		Jan	Feb	Mar	Apr	May	Jun	Jul	Aug	Sep	Oct	Nov	Dec	Thru Sep	% Change	Total
Total	2017	245	279	347	241	289	273	312	314	259	-	-	-	2,559	-6.4%	2,559
	2016	353	342	326	281	260	279	292	318	283	271	262	320	2,734	▼	3,587
Civil	2017	36	44	64	52	56	49	41	44	50	-	-	-	436	0.2%	436
	2016	39	56	55	42	56	55	48	48	36	46	36	62	435	▲	579
Criminal	2017	64	109	134	59	112	122	134	129	85	-	-	-	948	11.9%	948
	2016	100	85	98	96	79	90	56	107	136	87	72	130	847	▲	1,136
Miscellaneous	2017	142	124	147	130	121	102	137	140	121	-	-	-	1,164	-19.3%	1,164
	2016	214	199	171	142	125	133	186	162	111	136	152	127	1,443	▼	1,858
Other	2017	3	2	2	-	-	-	-	1	3	-	-	-	11	22.2%	11
	2016	-	2	2	1	-	1	2	1	-	2	2	1	9	▲	14

Filings by Division & Case Category																
		Jan	Feb	Mar	Apr	May	Jun	Jul	Aug	Sep	Oct	Nov	Dec	Thru Sep	% Change	Total
Civil	Administrative Law	2017	1	-	-	-	-	-	-	-	-	-	-	1	-75.0%	1
		2016	-	1	-	-	1	-	1	1	-	-	-	4	▼	4
	Contested Divorce	2017	5	7	10	7	8	6	5	6	-	-	-	59	28.3%	59
		2016	3	3	5	5	4	8	4	9	5	4	6	46	▲	64
	Domestic and Family - Level 1	2017	-	1	1	-	-	-	-	-	-	-	-	2	-90.9%	2
		2016	2	7	3	1	-	3	-	4	2	-	2	22	▼	26
	Domestic and Family - Level 2	2017	3	9	9	13	12	8	7	11	-	-	-	83	16.9%	83
		2016	3	10	13	8	7	8	9	4	9	11	15	71	▲	106
	General Civil - Level 1	2017	1	1	2	2	1	-	1	-	-	-	-	8	700.0%	8
		2016	-	-	-	-	-	-	1	-	1	1	1	1	▲	4
	General Civil - Level 2	2017	7	10	14	8	9	16	7	9	12	-	-	92	17.9%	92
		2016	11	8	9	9	10	10	6	7	8	10	4	78	▲	102
	General Civil - Level 3	2017	3	6	2	10	7	6	5	2	6	-	-	47	38.2%	47
		2016	2	1	6	2	4	7	10	2	-	1	3	34	▲	42
Criminal	Probates/Wills & Trusts - Level 1	2017	-	-	-	-	-	-	1	-	-	-	-	1	0.0%	1
		2016	-	-	-	-	-	-	1	-	-	-	-	1	↔	1
	Probates/Wills & Trusts - Level 2	2017	3	-	4	2	2	1	-	1	2	-	-	15	-6.3%	15
		2016	1	1	1	2	4	2	1	1	3	3	2	16	▼	22
	Protective Orders	2017	-	-	-	-	-	-	-	-	-	-	-	0	-100.0%	0
		2016	1	1	-	1	-	1	-	-	2	-	-	4	▼	6
	Uncontested Divorce	2017	13	10	22	10	17	12	15	16	13	-	-	128	-19.0%	128
		2016	16	24	18	14	26	16	18	15	11	14	7	158	▼	202
	Felonies and Related Matters	2017	34	87	90	40	82	81	108	85	65	-	-	672	8.4%	672
		2016	80	67	73	61	56	61	38	81	103	59	52	620	▲	821
Miscellaneous	Misdemeanor	2017	21	19	34	15	23	36	18	29	18	-	-	213	22.4%	213
		2016	14	16	18	27	22	20	11	22	24	14	10	174	▲	233
	Other Criminally Related Matters	2017	9	3	10	4	7	5	8	15	2	-	-	63	18.9%	63
		2016	6	2	7	8	1	9	7	4	9	14	10	53	▲	82
Other	Miscellaneous	2017	142	124	147	130	121	102	137	140	121	-	-	1,164	-19.3%	1,164
		2016	214	199	171	142	125	133	186	162	111	136	152	1,443	▼	1,858
	Other	2017	3	2	2	-	-	-	-	1	3	-	-	11	22.2%	11
		2016	-	2	2	1	-	1	2	1	-	2	2	9	▲	14

January 2016 -- September 2017 Filings

Dashboard

Court: Williamsburg Circuit

Start/End Date: Jan-16 / Sep-17

2016 Average Month: 361

Jan-Sep 2016: 3,367

Filings Trending: ↔

Circuit/Court ID: 9 209830


Type of Case: Filings

2017 Average Month:374

Jan-Sep 2017 : 3,366

Overall AVG. Month: 367

Monthly Filings Summary



Jan --- Sep Filings

3,366

3,367

2017

2016

Filings by Division																
		Jan	Feb	Mar	Apr	May	Jun	Jul	Aug	Sep	Oct	Nov	Dec	Thru Sep	% Change	Total
Total	2017	345	347	431	330	416	375	344	375	403	-	-	-	3,366	0.0%	3,366
	2016	405	350	431	341	372	365	320	372	411	295	352	321	3,367	▼	4,335
Civil	2017	45	44	60	52	73	58	46	56	68	-	-	-	502	5.7%	502
	2016	55	53	66	34	51	62	49	54	51	59	50	58	475	▲	642
Criminal	2017	82	112	156	107	151	118	120	120	147	-	-	-	1,113	2.1%	1,113
	2016	125	97	142	122	149	111	55	120	169	82	127	81	1,090	▲	1,380
Miscellaneous	2017	141	133	144	122	124	136	108	143	140	-	-	-	1,191	-15.7%	1,191
	2016	176	171	175	145	118	150	164	163	150	128	138	137	1,412	▼	1,815
Other	2017	77	58	71	49	68	63	70	56	48	-	-	-	560	43.6%	560
	2016	49	29	48	40	54	42	52	35	41	26	37	45	390	▲	498

Filings by Division & Case Category																
		Jan	Feb	Mar	Apr	May	Jun	Jul	Aug	Sep	Oct	Nov	Dec	Thru Sep	% Change	Total
Civil	Administrative Law	2017	-	1	-	-	-	-	-	-	-	-	-	1	1	1
		2016	-	-	-	-	-	-	-	-	-	2	-	0	↔	2
	Contested Divorce	2017	6	6	8	4	11	6	3	8	-	-	-	55	-14.1%	55
		2016	8	11	6	2	8	6	11	6	3	8	5	64	▼	80
	Domestic and Family - Level 1	2017	-	-	1	2	7	2	1	2	-	-	-	17	-59.5%	17
		2016	4	6	6	2	3	8	7	3	7	2	6	42	▼	57
	Domestic and Family - Level 2	2017	1	1	4	1	1	1	2	4	3	-	-	18	0.0%	18
		2016	1	1	3	4	2	2	3	1	4	4	-	18	↔	26
	General Civil - Level 1	2017	-	-	1	1	1	-	-	2	-	-	-	5	-50.0%	5
		2016	1	-	1	4	-	-	2	1	1	1	-	10	▼	12
	General Civil - Level 2	2017	10	11	19	20	11	16	14	19	30	-	-	150	41.5%	150
		2016	11	13	13	7	13	12	15	10	14	12	18	106	▲	150
	General Civil - Level 3	2017	9	7	6	7	18	16	4	15	10	-	-	92	43.8%	92
		2016	5	9	7	6	5	11	5	4	12	9	8	64	▲	85
Criminal	Probates/Wills & Trusts - Level 1	2017	2	-	1	-	-	-	1	1	-	-	-	5	66.7%	5
		2016	1	1	-	-	-	-	1	-	1	3	1	3	▲	8
	Probates/Wills & Trusts - Level 2	2017	3	3	2	7	6	2	1	1	-	-	-	25	-3.8%	25
		2016	3	2	4	1	2	2	5	5	2	2	4	26	▼	33
	Uncontested Divorce	2017	14	15	18	10	18	15	21	9	14	-	-	134	-5.6%	134
		2016	21	10	26	8	18	21	8	14	16	18	16	142	▼	189
	Felonies and Related Matters	2017	44	52	95	54	78	65	68	58	95	-	-	609	2.4%	609
		2016	80	58	86	51	86	54	22	59	99	46	69	595	▲	750
	Misdemeanor	2017	28	45	41	36	63	39	32	47	40	-	-	371	0.0%	371
Miscellaneous		2016	37	25	42	59	40	41	25	49	53	23	47	371	↔	475
	Other Criminally Related Matters	2017	10	15	20	17	10	14	20	15	12	-	-	133	7.3%	133
		2016	8	14	14	12	23	16	8	12	17	13	11	124	▲	155
	Miscellaneous	2017	141	133	144	122	124	136	108	143	140	-	-	1,191	-15.7%	1,191
		2016	176	171	175	145	118	150	164	163	150	128	138	1,412	▼	1,815
	Other	2017	77	58	71	49	68	63	70	56	48	-	-	560	43.6%	560
		2016	49	29	48	40	54	42	52	35	41	26	37	390	▲	498

January 2016 -- September 2017 Filings

Dashboard

Court: Appomattox Circuit

Start/End Date: Jan-16 / Sep-17

2016 Average Month: 82

Jan-Sep 2016: 725

Filings Trending: ▲

Circuit/Court ID: 10

210011

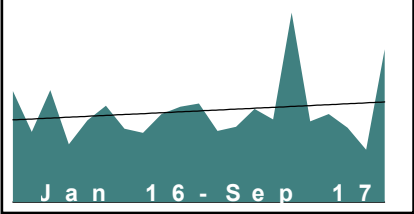
Type of Case: Filings

2017 Average Month:94

Jan-Sep 2017 : 849

Overall AVG. Month: 87

Monthly Filings Summary



Jan --- Sep Filings

849

725

2017

2016

Filings by Division																
		Jan	Feb	Mar	Apr	May	Jun	Jul	Aug	Sep	Oct	Nov	Dec	Thru Sep	% Change	Total
Total	2017	72	89	79	181	77	84	71	50	146	-	-	-	849	17.1%▲	849
	2016	106	67	107	55	78	92	70	66	84	91	94	68	725	▲	978
Civil	2017	11	15	6	6	6	8	3	7	7	-	-	-	69	-25.0%▼	69
	2016	6	10	15	14	12	5	9	14	7	8	10	10	92	▼	120
Criminal	2017	14	48	32	133	24	36	33	13	105	-	-	-	438	52.6%▲	438
	2016	54	16	49	1	41	44	24	20	38	49	25	25	287	▲	386
Miscellaneous	2017	47	25	40	39	46	40	34	30	34	-	-	-	335	-2.3%▼	335
	2016	46	41	42	40	25	42	36	32	39	34	59	32	343	▼	468
Other	2017	-	1	1	3	1	-	1	-	-	-	-	-	7	133.3%▲	7
	2016	-	-	1	-	-	1	1	-	-	-	-	1	3	▲	4

Filings by Division & Case Category																
		Jan	Feb	Mar	Apr	May	Jun	Jul	Aug	Sep	Oct	Nov	Dec	Thru Sep	% Change	Total
Civil	Administrative Law	2017	1	-	-	-	-	-	-	-	-	-	-	1	1	1
		2016	-	-	-	-	-	-	-	-	-	-	-	0	↔	0
	Contested Divorce	2017	2	2	1	1	-	2	-	1	-	-	-	9	-25.0%▼	9
		2016	2	1	4	1	2	2	-	-	1	2	1	12	▼	16
	Domestic and Family - Level 1	2017	-	2	-	-	-	-	1	1	-	-	-	4	-69.2%▼	4
		2016	-	-	-	2	1	1	3	5	1	2	3	13	▼	19
	Domestic and Family - Level 2	2017	2	3	-	1	1	1	1	1	-	-	-	10	42.9%▲	10
		2016	-	-	2	-	1	-	3	-	2	-	-	7	▲	9
	General Civil - Level 1	2017	-	-	-	-	-	-	-	-	-	-	-	0	-100.0%▼	0
		2016	-	-	-	1	-	-	-	-	-	-	-	1	▼	1
	General Civil - Level 2	2017	-	3	-	-	3	3	1	-	2	-	-	12	-25.0%▼	12
		2016	-	5	1	3	4	-	1	2	-	4	1	16	▼	23
	General Civil - Level 3	2017	3	2	1	-	1	2	-	2	-	-	-	11	-8.3%▼	11
		2016	4	1	3	1	-	1	1	1	-	-	-	12	▼	12
Criminal	Probates/Wills & Trusts - Level 1	2017	-	-	-	-	-	-	1	-	-	-	-	1	0.0%↔	1
		2016	-	-	-	-	1	-	-	-	1	-	1	1	↔	3
	Probates/Wills & Trusts - Level 2	2017	-	1	-	1	-	-	-	-	-	-	-	2	-60.0%▼	2
		2016	-	1	-	1	-	2	-	1	-	-	2	5	▼	7
	Uncontested Divorce	2017	3	2	4	3	1	-	2	1	3	-	-	19	-24.0%▼	19
		2016	-	2	5	5	3	-	3	3	4	1	2	25	▼	30
	Felonies and Related Matters	2017	14	44	31	94	17	28	14	12	98	-	-	352	66.0%▲	352
		2016	39	12	30	1	33	33	18	19	27	39	16	212	▲	282
	Misdemeanor	2017	-	4	1	37	5	2	-	1	7	-	-	57	9.6%▲	57
Miscellaneous		2016	10	2	14	-	4	10	5	1	6	7	2	52	▲	68
	Other Criminally Related Matters	2017	-	-	-	2	2	6	19	-	-	-	-	29	26.1%▲	29
		2016	5	2	5	-	4	1	1	-	5	3	7	23	▲	36
	Miscellaneous	2017	47	25	40	39	46	40	34	30	34	-	-	335	-2.3%▼	335
		2016	46	41	42	40	25	42	36	32	39	34	59	343	▼	468
	Other	2017	-	1	1	3	1	-	1	-	-	-	-	7	133.3%▲	7
		2016	-	-	1	-	-	1	1	-	-	-	1	3	▲	4

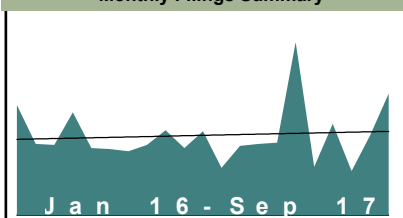
January 2016 -- September 2017 Filings

Dashboard

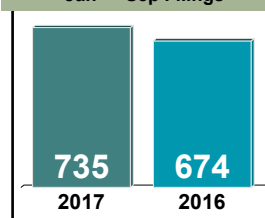
Court: Buckingham Circuit
Start/End Date: Jan-16 / Sep-17
2016 Average Month: 72
Jan-Sep 2016: 674
Filings Trending: ▲

Circuit/Court ID: 10
210029
Type of Case: Filings
2017 Average Month: 82
Jan-Sep 2017 : 735
Overall AVG. Month: 76

Monthly Filings Summary



Jan --- Sep Filings



Filings by Division

		Jan	Feb	Mar	Apr	May	Jun	Jul	Aug	Sep	Oct	Nov	Dec	Thru Sep	% Change	Total
Total	2017	66	68	69	165	46	87	42	76	116	-	-	-	735	9.1% ▲	735
	2016	105	68	67	98	64	63	61	67	81	64	80	45	674	▲	863
Civil	2017	11	6	9	9	11	8	5	4	8	-	-	-	71	-24.5% ▼	71
	2016	12	10	7	13	10	13	10	10	9	11	8	10	94	▼	123
Criminal	2017	31	24	22	131	14	49	4	50	90	-	-	-	415	61.5% ▲	415
	2016	48	15	14	62	23	15	21	20	39	17	40	9	257	▲	323
Miscellaneous	2017	23	38	37	24	21	26	32	21	18	-	-	-	240	-25.5% ▼	240
	2016	45	43	46	23	31	34	30	37	33	36	32	25	322	▼	415
Other	2017	1	-	1	1	-	4	1	1	-	-	-	-	9	800.0% ▲	9
	2016	-	-	-	-	-	1	-	-	-	-	-	1	1	▲	2

Filings by Division & Case Category

		Jan	Feb	Mar	Apr	May	Jun	Jul	Aug	Sep	Oct	Nov	Dec	Thru Sep	% Change	Total
Civil	Administrative Law	2017	-	-	1	-	-	-	-	-	-	-	-	1	0.0% ↔	1
		2016	-	-	-	-	1	-	-	-	-	-	-	1	↔	1
	Contested Divorce	2017	2	1	2	1	-	-	1	-	-	-	-	7	-50.0% ▼	7
		2016	1	1	2	-	4	2	1	1	1	-	2	14	▼	17
	Domestic and Family - Level 1	2017	-	-	-	-	-	-	-	-	-	-	-	0	-100.0% ▼	0
		2016	2	-	-	4	-	5	-	2	-	-	1	13	▼	14
	Domestic and Family - Level 2	2017	-	-	-	-	2	-	-	-	-	-	-	2	-71.4% ▼	2
		2016	2	1	-	2	-	2	-	-	1	1	2	7	▼	11
	General Civil - Level 1	2017	-	-	-	1	-	-	-	-	-	-	-	1	1 ↔	1
		2016	-	-	-	-	-	-	-	-	1	-	-	0	↔	1
	General Civil - Level 2	2017	4	2	3	2	4	2	-	2	1	-	-	20	25.0% ▲	20
		2016	2	2	2	2	1	-	3	2	2	2	2	16	▲	22
	General Civil - Level 3	2017	2	1	-	1	1	4	3	1	4	-	-	17	142.9% ▲	17
		2016	-	3	-	1	-	1	-	1	2	3	1	7	▲	13
Criminal	Probates/Wills & Trusts - Level 1	2017	-	-	-	-	-	-	-	-	-	-	-	0	-100.0% ▼	0
		2016	-	-	-	-	-	-	1	-	-	-	-	1	▼	1
	Probates/Wills & Trusts - Level 2	2017	-	-	-	1	-	-	-	-	-	-	-	1	-66.7% ▼	1
		2016	-	1	1	-	-	1	-	-	1	-	-	3	▼	4
	Protective Orders	2017	-	-	-	-	-	-	-	-	-	-	-	0	-100.0% ▼	0
		2016	-	-	-	-	-	2	-	-	-	-	-	2	▼	2
	Uncontested Divorce	2017	3	2	3	3	4	2	2	-	3	-	-	22	-26.7% ▼	22
		2016	5	2	2	4	5	3	2	4	3	3	2	30	▼	37
	Felonies and Related Matters	2017	18	8	13	82	10	42	3	36	80	-	-	292	28.6% ▲	292
		2016	43	12	13	60	15	15	15	19	35	13	28	227	▲	271
Miscellaneous	Misdemeanor	2017	10	13	8	47	4	7	1	14	10	-	-	114	307.1% ▲	114
		2016	5	3	1	1	8	-	6	1	3	4	12	28	▲	50
	Other Criminally Related Matters	2017	3	3	1	2	-	-	-	-	-	-	-	9	350.0% ▲	9
		2016	-	-	-	1	-	-	-	1	-	-	-	2	▲	2
Miscellaneous		2017	23	38	37	24	21	26	32	21	18	-	-	240	-25.5% ▼	240
		2016	45	43	46	23	31	34	30	37	33	36	32	322	▼	415
Other		2017	1	-	1	1	-	4	1	1	-	-	-	9	800.0% ▲	9
		2016	-	-	-	-	-	1	-	-	-	-	1	1	▲	2

January 2016 -- September 2017 Filings

Dashboard

Court: Charlotte Circuit

Circuit/Court ID: 10

Start/End Date: Jan-16 / Sep-17

210037

2016 Average Month: 61

Type of Case: Filings

Jan-Sep 2016: 568

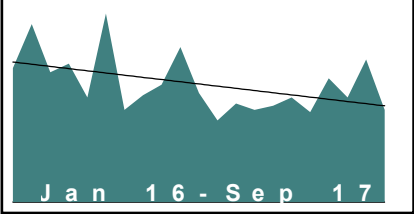
2017 Average Month:50

Filings Trending: ▼

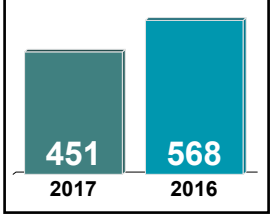
Jan-Sep 2017 : 451

Overall AVG. Month: 56

Monthly Filings Summary



Jan --- Sep Filings



Filings by Division																
		Jan	Feb	Mar	Apr	May	Jun	Jul	Aug	Sep	Oct	Nov	Dec	Thru Sep	% Change	Total
Total	2017	47	44	46	50	43	59	50	68	44	-	-	-	451	-20.6%	451
	2016	64	85	62	66	50	90	44	51	56	74	52	39	568	▼	733
Civil	2017	4	13	12	12	7	1	6	11	7	-	-	-	73	-18.0%	73
	2016	5	11	14	11	11	5	9	14	9	3	4	4	89	▼	100
Criminal	2017	19	13	2	20	17	28	13	19	20	-	-	-	151	-34.1%	151
	2016	31	26	16	33	15	70	6	19	13	50	12	12	229	▼	303
Miscellaneous	2017	22	16	26	15	16	22	26	32	13	-	-	-	188	-12.1%	188
	2016	25	43	31	20	21	12	19	13	30	15	28	19	214	▼	276
Other	2017	2	2	6	3	3	8	5	6	4	-	-	-	39	8.3%	39
	2016	3	5	1	2	3	3	10	5	4	6	8	4	36	▲	54

Filings by Division & Case Category																	
			Jan	Feb	Mar	Apr	May	Jun	Jul	Aug	Sep	Oct	Nov	Dec	Thru Sep	% Change	Total
Civil	Contested Divorce	2017	2	3	2	4	2	-	2	1	-	-	-	-	16	14.3%	16
		2016	1	-	2	2	2	1	1	3	2	1	3	-	14	▲	18
	Domestic and Family - Level 1	2017	1	-	-	-	-	-	-	-	-	-	-	-	1	-93.8%	1
		2016	-	2	5	2	4	-	1	2	-	-	-	-	16	▼	16
	Domestic and Family - Level 2	2017	-	-	2	1	-	-	1	2	-	-	-	-	6	0.0%	6
		2016	1	-	2	1	-	2	-	-	-	-	-	-	6	↔	6
	General Civil - Level 1	2017	-	-	-	-	-	-	-	-	-	-	-	-	0	-100.0%	0
		2016	-	-	-	-	-	-	1	-	-	-	-	-	1	▼	1
	General Civil - Level 2	2017	-	1	-	1	2	-	1	1	-	-	-	-	6	-50.0%	6
		2016	-	2	1	2	1	2	1	2	1	-	-	2	12	▼	14
General Civil - Level 3	2017	-	5	5	1	1	-	2	4	2	-	-	-	20	150.0%	20	
	2016	-	3	-	1	-	-	-	1	3	1	1	1	8	▲	11	
Probates/Wills & Trusts - Level 2	2017	-	-	1	1	-	1	-	-	-	-	-	-	3	-25.0%	3	
	2016	-	1	1	1	-	-	-	1	-	-	-	-	4	▼	4	
Uncontested Divorce	2017	1	4	2	4	2	-	-	3	5	-	-	-	21	-25.0%	21	
	2016	3	3	3	2	4	-	5	5	3	1	-	1	28	▼	30	
Criminal	Felonies and Related Matters	2017	14	6	-	15	14	22	7	15	14	-	-	-	107	-43.4%	107
		2016	27	17	8	28	13	66	5	16	9	48	10	6	189	▼	253
	Misdemeanor	2017	3	7	1	4	3	5	6	4	5	-	-	-	38	26.7%	38
		2016	3	7	6	2	-	4	1	3	4	2	2	5	30	▲	39
	Other Criminally Related Matters	2017	2	-	1	1	-	1	-	-	1	-	-	-	6	-40.0%	6
2016		1	2	2	3	2	-	-	-	-	-	-	1	10	▼	11	
	Miscellaneous	2017	22	16	26	15	16	22	26	32	13	-	-	-	188	-12.1%	188
		2016	25	43	31	20	21	12	19	13	30	15	28	19	214	▼	276
	Other	2017	2	2	6	3	3	8	5	6	4	-	-	-	39	8.3%	39
		2016	3	5	1	2	3	3	10	5	4	6	8	4	36	▲	54

January 2016 -- September 2017 Filings

Dashboard

Court: Cumberland Circuit

Circuit/Court ID: 10

Start/End Date: Jan-16 / Sep-17

210049

2016 Average Month: 41

Type of Case: Filings

Jan-Sep 2016: 407

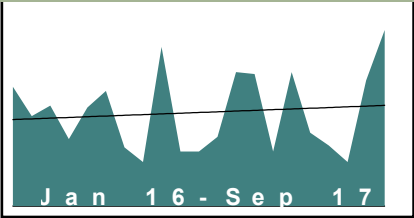
2017 Average Month:50

Filings Trending: ▲

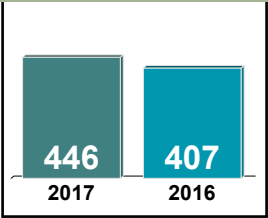
Jan-Sep 2017 : 446

Overall AVG. Month: 45

Monthly Filings Summary



Jan --- Sep Filings



Filings by Division																
		Jan	Feb	Mar	Apr	May	Jun	Jul	Aug	Sep	Oct	Nov	Dec	Thru Sep	% Change	Total
Total	2017	64	63	26	64	35	29	21	60	84	-	-	-	446	9.6%	446
	2016	57	43	48	32	47	55	28	21	76	26	26	33	407	▲	492
Civil	2017	6	8	-	4	5	4	4	10	6	-	-	-	47	0.0%	47
	2016	7	5	7	3	8	2	5	4	6	3	1	2	47	↔	53
Criminal	2017	34	33	6	44	10	5	2	33	61	-	-	-	228	44.3%	228
	2016	9	13	13	9	16	37	7	7	47	12	5	20	158	▲	195
Miscellaneous	2017	24	22	19	16	20	20	15	17	17	-	-	-	170	-14.1%	170
	2016	39	25	28	20	22	15	16	10	23	11	20	11	198	▼	240
Other	2017	-	-	1	-	-	-	-	-	-	-	-	-	1	-75.0%	1
	2016	2	-	-	-	1	1	-	-	-	-	-	-	4	▼	4

Filings by Division & Case Category																
		Jan	Feb	Mar	Apr	May	Jun	Jul	Aug	Sep	Oct	Nov	Dec	Thru Sep	% Change	Total
Civil	Administrative Law	2017	-	-	-	-	-	-	-	-	-	-	-	0	-100.0%	0
		2016	-	1	1	-	-	-	-	-	-	-	-	2	▼	2
	Contested Divorce	2017	-	1	-	1	-	1	-	-	-	-	-	4	33.3%	4
		2016	-	-	1	2	-	-	-	-	-	-	2	3	▲	5
	Domestic and Family - Level 1	2017	-	-	-	-	-	-	-	-	-	-	-	0	-100.0%	0
		2016	3	-	1	-	3	-	1	-	-	-	-	8	▼	8
	Domestic and Family - Level 2	2017	-	-	-	-	-	1	2	1	-	-	-	4	-33.3%	4
		2016	3	1	-	-	1	-	-	1	-	-	-	6	▼	6
	General Civil - Level 1	2017	-	-	-	-	-	1	-	-	-	-	-	1	1	1
		2016	-	-	-	-	-	-	-	-	-	-	-	0	↔	0
	General Civil - Level 2	2017	3	3	-	-	2	1	-	3	2	-	-	14	27.3%	14
		2016	1	1	4	-	1	-	1	3	2	-	-	11	▲	13
	General Civil - Level 3	2017	-	2	-	-	-	-	1	-	-	-	-	3	-50.0%	3
		2016	-	-	-	-	1	-	4	1	-	-	-	6	▼	6
Criminal	Probates/Wills & Trusts - Level 1	2017	-	-	-	-	-	-	-	-	-	-	-	0	0	0
		2016	-	-	-	-	-	-	-	-	1	-	-	0	↔	1
	Probates/Wills & Trusts - Level 2	2017	-	-	-	-	1	-	-	-	-	-	-	1	1	1
		2016	-	-	-	-	-	-	-	-	-	-	-	0	↔	0
	Uncontested Divorce	2017	3	2	-	3	2	1	2	4	3	-	-	20	81.8%	20
		2016	-	2	-	1	3	1	3	-	1	-	-	11	▲	12
	Felonies and Related Matters	2017	21	24	4	37	4	3	23	41	-	-	-	159	29.3%	159
		2016	3	-	10	8	12	36	7	6	41	11	4	123	▲	151
	Misdemeanor	2017	13	9	2	7	5	2	-	10	13	-	-	61	258.8%	61
Miscellaneous		2016	6	2	3	1	2	-	1	2	1	1	6	17	▲	25
	Other Criminally Related Matters	2017	-	-	-	-	1	-	-	7	-	-	-	8	-55.6%	8
		2016	-	11	-	-	2	1	-	4	-	-	1	18	▼	19
	Miscellaneous	2017	24	22	19	16	20	20	15	17	-	-	-	170	-14.1%	170
		2016	39	25	28	20	22	15	16	10	23	11	20	198	▼	240
	Other	2017	-	-	1	-	-	-	-	-	-	-	-	1	-75.0%	1
		2016	2	-	-	-	1	1	-	-	-	-	-	4	▼	4

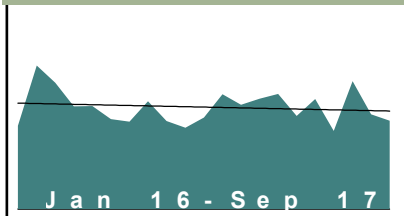
January 2016 -- September 2017 Filings

Dashboard

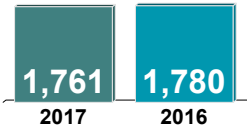
Court: Halifax Circuit
 Start/End Date: Jan-16 / Sep-17
 2016 Average Month: 194
 Jan-Sep 2016: 1,780
 Filings Trending: ⇌

Circuit/Court ID: 10
 210083
 Type of Case: Filings
 2017 Average Month: 196
 Jan-Sep 2017 : 1,761
 Overall AVG. Month: 195

Monthly Filings Summary



Jan --- Sep Filings



Filings by Division

		Jan	Feb	Mar	Apr	May	Jun	Jul	Aug	Sep	Oct	Nov	Dec	Thru Sep	% Change	Total
Total	2017	199	211	220	178	210	149	244	181	169	-	-	-	1,761	-1.1%	1,761
	2016	159	274	241	196	197	172	167	206	168	155	175	219	1,780	▼	2,329
Civil	2017	22	37	29	15	19	30	28	19	22	-	-	-	221	-21.9%	221
	2016	19	40	48	39	27	36	20	22	32	20	29	26	283	▼	358
Criminal	2017	92	67	91	74	100	55	171	91	98	-	-	-	839	14.5%	839
	2016	77	105	92	64	111	58	76	110	40	70	60	109	733	▲	972
Miscellaneous	2017	71	90	75	73	74	48	39	67	43	-	-	-	580	-13.9%	580
	2016	58	117	96	87	54	67	57	61	77	58	77	69	674	▼	878
Other	2017	14	17	25	16	17	16	6	4	6	-	-	-	121	34.4%	121
	2016	5	12	5	6	5	11	14	13	19	7	9	15	90	▲	121

Filings by Division & Case Category

		Jan	Feb	Mar	Apr	May	Jun	Jul	Aug	Sep	Oct	Nov	Dec	Thru Sep	% Change	Total
Civil	Administrative Law	2017	-	-	-	-	-	-	-	-	-	-	-	0	-100.0%	0
		2016	-	-	-	-	1	-	-	-	-	-	-	1	▼	1
	Contested Divorce	2017	5	4	10	2	2	8	2	3	-	-	-	38	-2.6%	38
		2016	4	2	7	4	4	9	4	3	2	5	2	39	▼	48
	Domestic and Family - Level 1	2017	-	1	-	2	-	1	1	2	1	-	-	8	-81.8%	8
		2016	2	4	12	8	4	1	3	1	9	1	3	44	▼	48
	Domestic and Family - Level 2	2017	-	1	-	-	2	3	1	2	-	-	-	9	28.6%	9
		2016	-	1	-	2	-	1	-	3	2	1	-	7	▲	10
	General Civil - Level 1	2017	-	2	-	-	-	-	-	-	-	-	-	2	100.0%	2
		2016	-	-	-	-	1	-	-	-	-	-	-	1	▲	1
	General Civil - Level 2	2017	2	3	6	1	1	3	4	5	3	-	-	28	-20.0%	28
		2016	3	6	2	3	2	9	5	3	2	4	6	35	▼	51
Criminal	General Civil - Level 3	2017	6	18	2	1	4	3	9	2	10	-	-	55	19.6%	55
		2016	-	12	11	3	9	4	1	2	4	5	3	46	▲	59
	Probates/Wills & Trusts - Level 1	2017	-	-	-	1	-	-	-	-	-	-	-	1	-75.0%	1
		2016	-	1	1	-	-	1	-	1	-	-	1	4	▼	5
	Probates/Wills & Trusts - Level 2	2017	1	-	-	-	1	1	1	-	-	-	-	5	-61.5%	5
		2016	2	1	2	1	1	3	-	2	1	-	1	13	▼	15
	Uncontested Divorce	2017	8	8	11	8	9	11	10	7	3	-	-	75	-19.4%	75
		2016	8	13	13	18	6	7	11	10	6	13	8	93	▼	120
	Capital Murder	2017	-	-	-	-	-	-	-	-	-	-	-	0	0	0
		2016	-	-	-	-	-	-	-	-	-	1	-	0	⇌	1
	Felonies and Related Matters	2017	54	44	77	47	54	25	104	45	73	-	-	523	12.2%	523
		2016	56	71	58	41	72	35	34	81	18	50	38	466	▲	641
Miscellaneous	Misdemeanor	2017	35	12	13	24	37	27	65	44	21	-	-	278	17.8%	278
		2016	19	32	31	18	34	20	39	24	19	17	20	236	▲	289
	Other Criminally Related Matters	2017	3	11	1	3	9	3	2	2	4	-	-	38	22.6%	38
		2016	2	2	3	5	5	3	3	5	3	3	5	31	▲	41
	Miscellaneous	2017	71	90	75	73	74	48	39	67	43	-	-	580	-13.9%	580
		2016	58	117	96	87	54	67	57	61	77	58	77	674	▼	878
	Other	2017	14	17	25	16	17	16	6	4	6	-	-	121	34.4%	121
		2016	5	12	5	6	5	11	14	13	19	7	9	90	▲	121

January 2016 -- September 2017 Filings

Dashboard

Court: Lunenburg Circuit

Circuit/Court ID: 10

Start/End Date: Jan-16 / Sep-17

210111

2016 Average Month: 44

Type of Case: Filings

Jan-Sep 2016: 393

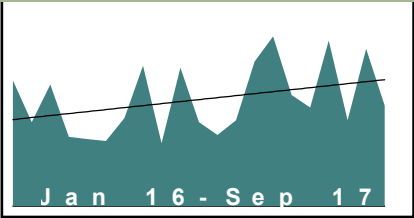
2017 Average Month:59

Filings Trending: ▲

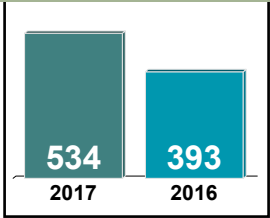
Jan-Sep 2017 : 534

Overall AVG. Month: 51

Monthly Filings Summary



Jan --- Sep Filings



Filings by Division																
		Jan	Feb	Mar	Apr	May	Jun	Jul	Aug	Sep	Oct	Nov	Dec	Thru Sep	% Change	Total
Total	2017	41	69	81	53	47	79	41	75	48	-	-	-	534	35.9%	534
	2016	60	40	58	33	32	31	42	67	30	66	40	34	393	▲	533
Civil	2017	3	2	18	5	11	14	17	6	8	-	-	-	84	21.7%	84
	2016	5	4	5	9	6	5	4	27	4	7	4	3	69	▲	83
Criminal	2017	9	43	27	22	15	50	14	23	12	-	-	-	215	68.0%	215
	2016	26	8	21	10	9	12	16	22	4	22	17	9	128	▲	176
Miscellaneous	2017	29	24	36	26	21	15	10	46	28	-	-	-	235	19.9%	235
	2016	29	28	32	14	17	14	22	18	22	37	19	22	196	▲	274

Filings by Division & Case Category																
		Jan	Feb	Mar	Apr	May	Jun	Jul	Aug	Sep	Oct	Nov	Dec	Thru Sep	% Change	Total
Civil	Administrative Law	2017	-	-	-	-	-	-	-	-	-	-	-	0	-100.0%	0
		2016	-	-	-	-	1	1	-	-	-	-	-	2	▼	2
	Contested Divorce	2017	-	-	2	1	3	1	1	1	-	-	-	10	42.9%	10
		2016	-	-	-	2	1	1	-	2	2	-	-	7	▲	9
	Domestic and Family - Level 1	2017	1	-	-	-	4	-	-	-	-	-	-	5	25.0%	5
		2016	-	-	-	1	-	1	1	1	1	1	-	4	▲	6
	Domestic and Family - Level 2	2017	-	-	1	-	-	-	-	1	-	-	-	2	-87.5%	2
		2016	2	1	3	3	1	-	1	4	2	-	-	16	▼	18
	General Civil - Level 1	2017	-	-	-	-	-	1	2	-	-	-	-	3	3	3
		2016	-	-	-	-	-	-	-	-	-	-	-	0	↔	0
	General Civil - Level 2	2017	-	-	5	1	-	5	8	2	2	-	-	23	64.3%	23
		2016	-	1	1	1	1	-	1	9	-	-	1	14	▲	16
	General Civil - Level 3	2017	-	-	3	1	2	6	4	2	3	-	-	21	90.9%	21
		2016	-	-	-	1	1	-	7	1	1	1	-	11	▲	13
Criminal	Probates/Wills & Trusts - Level 1	2017	1	-	-	-	-	-	-	-	-	-	-	1	1	1
		2016	-	-	-	-	-	-	-	-	-	-	-	0	↔	0
	Probates/Wills & Trusts - Level 2	2017	-	-	1	-	-	-	-	-	-	-	-	1	1	1
		2016	-	-	-	-	-	-	-	-	-	-	-	0	↔	0
	Uncontested Divorce	2017	1	2	6	2	2	1	2	1	-	-	-	18	20.0%	18
		2016	3	2	1	1	2	2	-	4	1	1	2	15	▲	19
	Capital Murder	2017	-	-	-	-	-	1	-	-	-	-	-	1	1	1
		2016	-	-	-	-	-	-	-	-	-	-	-	0	↔	0
Criminal	Felonies and Related Matters	2017	7	20	23	19	10	42	10	20	8	-	-	159	59.0%	159
		2016	18	8	13	7	8	12	13	18	3	15	13	100	▲	134
	Misdemeanor	2017	1	22	4	2	4	4	3	3	4	-	-	47	95.8%	47
		2016	8	-	6	3	1	-	3	2	1	6	4	24	▲	37
Criminal	Other Criminally Related Matters	2017	1	1	-	1	1	3	1	-	-	-	-	8	100.0%	8
		2016	-	-	2	-	-	-	2	-	1	-	-	4	▲	5
Miscellaneous		2017	29	24	36	26	21	15	10	46	28	-	-	235	19.9%	235
		2016	29	28	32	14	17	14	22	18	22	37	19	196	▲	274

January 2016 -- September 2017 Filings

Dashboard

Court: Mecklenburg Circuit

Start/End Date: Jan-16 / Sep-17

2016 Average Month: 222

Jan-Sep 2016: 1,993

Filings Trending: ▲

Circuit/Court ID: 10

210117

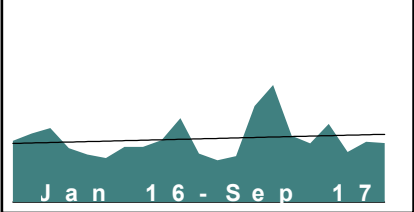
Type of Case: Filings

2017 Average Month:268

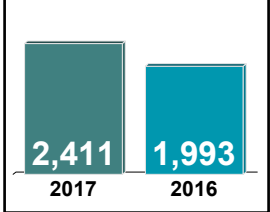
Jan-Sep 2017 : 2,411

Overall AVG. Month: 241

Monthly Filings Summary



Jan --- Sep Filings



Filings by Division																
		Jan	Feb	Mar	Apr	May	Jun	Jul	Aug	Sep	Oct	Nov	Dec	Thru Sep	% Change	Total
Total	2017	175	367	447	253	224	299	191	230	225	-	-	-	2,411	21.0%	2,411
	2016	234	262	283	206	182	168	211	211	236	320	185	160	1,993	▲	2,658
Civil	2017	16	35	40	28	32	26	30	28	29	-	-	-	264	8.6%	264
	2016	24	32	33	20	33	24	24	27	26	76	32	19	243	▲	370
Criminal	2017	76	264	322	171	139	221	106	160	146	-	-	-	1,605	35.4%	1,605
	2016	140	153	178	109	100	89	135	130	151	182	112	102	1,185	▲	1,581
Miscellaneous	2017	83	66	85	54	49	37	51	41	49	-	-	-	515	-6.2%	515
	2016	68	73	72	75	49	53	48	53	58	60	41	38	549	▼	688
Other	2017	-	2	-	-	4	15	4	1	1	-	-	-	27	68.8%	27
	2016	2	4	-	2	-	2	4	1	1	2	-	1	16	▲	19

Filings by Division & Case Category																
		Jan	Feb	Mar	Apr	May	Jun	Jul	Aug	Sep	Oct	Nov	Dec	Thru Sep	% Change	Total
Civil	Administrative Law	2017	-	-	-	1	1	-	1	3	1	-	-	7	75.0%	7
		2016	-	-	-	-	2	1	1	-	-	2	1	4	▲	7
	Contested Divorce	2017	7	6	9	8	5	6	5	5	-	-	-	57	9.6%	57
		2016	1	8	6	5	5	6	3	9	6	8	3	52	▲	69
	Domestic and Family - Level 1	2017	-	-	-	-	-	-	-	-	-	-	-	0	-100.0%	0
		2016	7	1	3	-	10	1	4	1	2	4	1	28	▼	35
	Domestic and Family - Level 2	2017	-	-	-	-	1	2	1	-	1	-	-	5	-54.5%	5
		2016	1	-	3	2	-	2	1	2	1	1	-	11	▼	13
	General Civil - Level 1	2017	-	2	2	1	1	-	-	-	-	-	-	6	500.0%	6
		2016	-	1	-	-	-	-	-	-	-	-	-	1	▲	1
	General Civil - Level 2	2017	4	4	6	3	2	3	2	4	-	-	-	31	47.6%	31
		2016	2	2	2	2	3	3	2	2	2	4	1	21	▲	28
	General Civil - Level 3	2017	-	5	4	1	2	-	1	-	1	-	-	14	-17.6%	14
		2016	2	1	3	1	3	1	5	-	54	1	-	17	▼	72
Criminal	Probates/Wills & Trusts - Level 1	2017	-	-	-	-	-	1	-	-	1	-	-	2	2	2
		2016	-	-	-	-	-	-	-	-	-	-	-	0	↔	0
	Probates/Wills & Trusts - Level 2	2017	1	-	-	4	2	-	2	-	-	-	-	9	50.0%	9
		2016	-	3	-	-	1	-	1	-	1	2	-	6	▲	9
	Protective Orders	2017	-	-	-	-	-	-	-	-	-	-	-	0	-100.0%	0
		2016	-	-	-	-	1	1	1	-	1	1	1	3	▼	6
	Uncontested Divorce	2017	4	18	19	10	18	14	16	18	16	-	-	133	33.0%	133
		2016	11	16	16	10	10	10	8	8	11	9	9	100	▲	130
	Capital Murder	2017	-	-	-	-	-	-	1	-	1	-	-	2	2	2
		2016	-	-	-	-	-	-	-	-	-	-	-	0	↔	0
Criminal	Felonies and Related Matters	2017	52	199	289	156	85	83	91	118	94	-	-	1,167	23.9%	1,167
		2016	102	118	156	91	76	65	117	104	113	154	100	942	▲	1,277
	Misdemeanor	2017	24	63	33	11	48	134	12	41	49	-	-	415	96.7%	415
		2016	35	31	20	16	20	22	15	19	33	26	10	211	▲	268
	Other Criminally Related Matters	2017	-	2	-	4	6	4	2	1	2	-	-	21	-34.4%	21
Criminal		2016	3	4	2	2	4	2	3	7	5	2	2	32	▼	36
	Miscellaneous	2017	83	66	85	54	49	37	51	41	49	-	-	515	-6.2%	515
Criminal		2016	68	73	72	75	49	53	48	53	58	60	41	549	▼	688
	Other	2017	-	2	-	-	4	15	4	1	1	-	-	27	68.8%	27
Criminal		2016	2	4	-	2	-	2	4	1	1	2	-	16	▲	19

January 2016 -- September 2017 Filings

Dashboard

Court: Prince Edward Circuit

Circuit/Court ID: 10

Start/End Date: Jan-16 / Sep-17

210147

2016 Average Month: 123

Type of Case: Filings

Jan-Sep 2016: 1,134

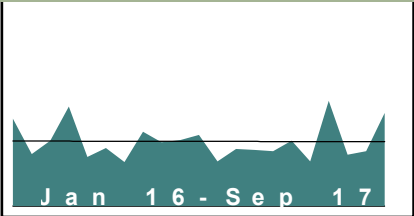
2017 Average Month:124

Filings Trending: ↔

Jan-Sep 2017 : 1,113

Overall AVG. Month: 124

Monthly Filings Summary



Jan --- Sep Filings

1,113

2017

1,134

2016

Filings by Division																
		Jan	Feb	Mar	Apr	May	Jun	Jul	Aug	Sep	Oct	Nov	Dec	Thru Sep	% Change	Total
Total	2017	109	107	105	125	85	201	98	105	178	-	-	-	1,113	-1.9%	1,113
	2016	167	99	125	190	94	111	84	142	122	126	136	85	1,134	▼	1,481
Civil	2017	9	10	20	12	18	16	13	10	15	-	-	-	123	1.7%	123
	2016	19	11	13	8	12	11	12	21	14	10	17	14	121	▲	162
Criminal	2017	48	61	56	81	26	147	59	61	122	-	-	-	661	-6.2%	661
	2016	94	43	75	145	57	71	34	101	85	67	89	42	705	▼	903
Miscellaneous	2017	52	36	29	31	39	37	24	34	41	-	-	-	323	5.9%	323
	2016	54	45	36	37	25	29	36	20	23	49	30	29	305	▲	413
Other	2017	-	-	-	1	2	1	2	-	-	-	-	-	6	100.0%	6
	2016	-	-	1	-	-	-	2	-	-	-	-	-	3	▲	3

Filings by Division & Case Category																	
			Jan	Feb	Mar	Apr	May	Jun	Jul	Aug	Sep	Oct	Nov	Dec	Thru Sep	% Change	Total
Civil	Contested Divorce	2017	2	2	2	-	1	2	1	-	-	-	-	-	10	-44.4%	10
		2016	5	3	3	1	3	1	-	2	-	2	2	-	18	▼	22
	Domestic and Family - Level 1	2017	-	-	-	-	-	-	-	-	-	-	-	-	0	-100.0%	0
		2016	-	-	-	1	-	-	-	5	8	3	3	6	14	▼	26
	Domestic and Family - Level 2	2017	-	2	3	-	-	-	-	-	4	-	-	-	9	125.0%	9
		2016	2	-	1	-	1	-	-	-	-	-	1	-	4	▲	5
	General Civil - Level 1	2017	-	-	1	1	-	1	-	-	-	-	-	-	3	50.0%	3
		2016	-	-	-	-	-	-	2	-	-	-	-	-	2	▲	2
	General Civil - Level 2	2017	2	1	8	1	6	4	1	4	7	-	-	-	34	36.0%	34
		2016	3	2	2	1	6	3	4	4	-	1	1	4	25	▲	31
	General Civil - Level 3	2017	2	2	1	4	5	3	1	-	2	-	-	-	20	66.7%	20
		2016	1	1	1	-	-	2	2	-	5	3	4	3	12	▲	22
	Probates/Wills & Trusts - Level 1	2017	-	-	1	-	-	-	-	-	-	-	-	-	1	1	1
		2016	-	-	-	-	-	-	-	-	-	-	-	-	0	↔	0
Probates/Wills & Trusts - Level 2	2017	-	-	1	3	2	-	2	1	-	-	-	-	9	-10.0%	9	
	2016	2	1	-	1	-	1	-	5	-	-	-	1	10	▼	11	
Protective Orders	2017	-	-	-	-	-	-	-	-	-	-	-	-	0	-100.0%	0	
	2016	-	-	-	-	-	-	-	3	-	-	1	-	3	▼	4	
Uncontested Divorce	2017	3	3	3	3	4	6	8	5	2	-	-	-	37	12.1%	37	
	2016	6	4	6	4	2	4	4	2	1	1	5	-	33	▲	39	
Criminal	Felonies and Related Matters	2017	43	41	44	56	18	114	43	40	94	-	-	-	493	-7.0%	493
		2016	78	22	44	127	43	53	23	72	68	58	66	27	530	▼	681
	Misdemeanor	2017	5	20	12	24	8	31	13	18	24	-	-	-	155	1.3%	155
		2016	12	21	26	18	11	13	11	25	16	9	21	11	153	▲	194
Other Criminally Related Matters	2017	-	-	-	1	-	2	3	3	4	-	-	-	13	-40.9%	13	
	2016	4	-	5	-	3	5	-	4	1	-	2	4	22	▼	28	
Miscellaneous		2017	52	36	29	31	39	37	24	34	41	-	-	-	323	5.9%	323
		2016	54	45	36	37	25	29	36	20	23	49	30	29	305	▲	413
Other		2017	-	-	-	1	2	1	2	-	-	-	-	-	6	100.0%	6
		2016	-	-	1	-	-	-	2	-	-	-	-	-	3	▲	3

January 2016 -- September 2017 Filings

Dashboard

Court: Amelia Circuit

Circuit/Court ID: 11

Start/End Date: Jan-16 / Sep-17

2016 Average Month: 64

Jan-Sep 2016: 567

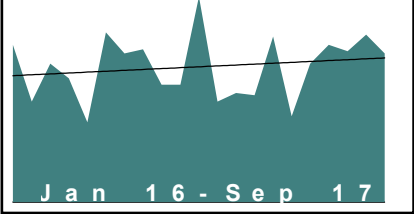
Filings Trending: ▲

2017 Average Month: 65

Jan-Sep 2017 : 587

Overall AVG. Month: 65

Monthly Filings Summary



Jan --- Sep Filings

587

2017

567

2016

Filings by Division																
		Jan	Feb	Mar	Apr	May	Jun	Jul	Aug	Sep	Oct	Nov	Dec	Thru Sep	% Change	Total
Total	2017	52	51	79	41	66	75	72	80	71	-	-	-	587	3.5%	587
	2016	75	48	66	59	38	81	71	73	56	56	98	48	567	▲	769
Civil	2017	10	8	10	2	4	7	8	9	7	-	-	-	65	32.7%	65
	2016	3	4	4	2	4	10	8	8	6	8	8	8	49	▲	73
Criminal	2017	13	12	25	10	32	29	22	16	20	-	-	-	179	-12.3%	179
	2016	28	11	25	23	11	39	23	33	11	12	43	15	204	▼	274
Miscellaneous	2017	29	30	40	29	26	38	40	54	43	-	-	-	329	10.8%	329
	2016	44	32	36	32	18	28	40	28	39	28	47	25	297	▲	397
Other	2017	-	1	4	-	4	1	2	1	1	-	-	-	14	-17.6%	14
	2016	-	1	1	2	5	4	-	4	-	8	-	-	17	▼	25

Filings by Division & Case Category																	
			Jan	Feb	Mar	Apr	May	Jun	Jul	Aug	Sep	Oct	Nov	Dec	Thru Sep	% Change	Total
Civil	Contested Divorce	2017	1	2	3	1	2	1	1	2	-	-	-	-	13	44.4%	13
		2016	-	1	1	1	1	2	-	2	1	3	1	-	9	▲	13
	Domestic and Family - Level 1	2017	-	-	1	-	-	-	-	-	-	-	-	-	1	-88.9%	1
		2016	3	-	-	-	1	3	-	1	1	1	-	-	9	▼	10
	Domestic and Family - Level 2	2017	-	-	-	-	-	-	1	-	-	-	-	-	1	1	1
		2016	-	-	-	-	-	-	-	-	-	-	-	1	0	↔	1
	General Civil - Level 2	2017	3	1	2	-	1	3	1	1	1	-	-	-	13	30.0%	13
		2016	-	-	2	-	-	1	2	2	3	-	1	1	10	▲	12
	General Civil - Level 3	2017	4	-	1	-	-	2	2	-	2	-	-	-	11	1,000.0%	11
		2016	-	-	-	-	-	-	-	1	-	1	1	-	1	▲	3
	Probates/Wills & Trusts - Level 2	2017	-	1	-	-	1	-	2	1	-	-	-	-	5	400.0%	5
		2016	-	-	1	-	-	-	-	-	-	-	-	-	1	▲	1
Protective Orders	2017	-	-	-	-	-	-	-	-	-	-	-	-	0	-100.0%	0	
	2016	-	-	-	-	-	-	1	-	-	-	-	-	1	▼	1	
Uncontested Divorce	2017	2	4	3	1	-	1	1	5	4	-	-	-	21	16.7%	21	
	2016	-	3	-	1	2	4	5	2	1	3	5	6	18	▲	32	
Criminal	Felonies and Related Matters	2017	8	9	14	7	21	17	14	7	14	-	-	-	111	-13.3%	111
		2016	17	6	14	13	3	32	15	22	6	12	27	8	128	▼	175
	Misdemeanor	2017	5	2	6	2	7	9	5	6	2	-	-	-	44	-25.4%	44
		2016	10	2	10	10	5	6	6	6	4	-	13	7	59	▼	79
Other Criminally Related Matters	2017	-	1	5	1	4	3	3	3	4	-	-	-	24	41.2%	24	
	2016	1	3	1	-	3	1	2	5	1	-	3	-	17	▲	20	
Miscellaneous		2017	29	30	40	29	26	38	40	54	43	-	-	-	329	10.8%	329
		2016	44	32	36	32	18	28	40	28	39	28	47	25	297	▲	397
Other		2017	-	1	4	-	4	1	2	1	1	-	-	-	14	-17.6%	14
		2016	-	1	1	2	5	4	-	4	-	8	-	-	17	▼	25

January 2016 -- September 2017 Filings

Dashboard

Court: Dinwiddie Circuit

Start/End Date: Jan-16 / Sep-17

2016 Average Month: 138

Jan-Sep 2016: 1,247

Filings Trending: ↔

Circuit/Court ID: 11

211053

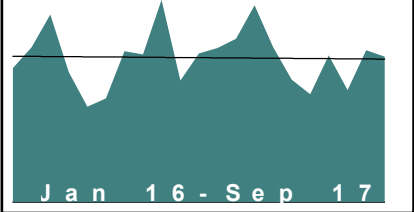
Type of Case: Filings

2017 Average Month:138

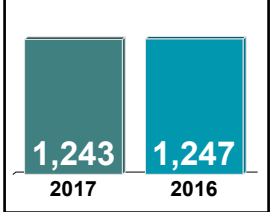
Jan-Sep 2017 : 1,243

Overall AVG. Month: 138

Monthly Filings Summary



Jan --- Sep Filings



Filings by Division																
		Jan	Feb	Mar	Apr	May	Jun	Jul	Aug	Sep	Oct	Nov	Dec	Thru Sep	% Change	Total
Total	2017	156	188	148	117	103	140	107	145	139	-	-	-	1,243	-0.3%	1,243
	2016	128	148	179	124	91	99	144	141	193	116	142	147	1,247	▼	1,652
Civil	2017	32	21	17	11	13	19	12	20	22	-	-	-	167	-40.1%	167
	2016	22	29	27	21	23	21	58	49	29	18	11	17	279	▼	325
Criminal	2017	62	107	61	59	47	69	54	61	68	-	-	-	588	27.3%	588
	2016	39	50	63	52	31	51	36	41	99	41	75	69	462	▲	647
Miscellaneous	2017	62	59	70	47	42	52	40	64	49	-	-	-	485	-3.8%	485
	2016	67	69	89	51	37	26	50	51	64	55	56	60	504	▼	675
Other	2017	-	1	-	-	1	-	1	-	-	-	-	-	3	50.0%	3
	2016	-	-	-	-	-	1	-	-	1	2	-	1	2	▲	5

Filings by Division & Case Category																
		Jan	Feb	Mar	Apr	May	Jun	Jul	Aug	Sep	Oct	Nov	Dec	Thru Sep	% Change	Total
Civil	Administrative Law	2017	-	-	-	-	-	1	-	1	-	-	-	2	-66.7%	2
		2016	-	-	1	-	-	1	3	1	-	1	3	6	▼	10
	Contested Divorce	2017	2	4	2	1	-	2	1	1	-	-	-	14	-51.7%	14
		2016	3	3	2	4	3	4	2	5	1	2	1	29	▼	33
	Domestic and Family - Level 1	2017	-	2	2	1	2	2	3	3	-	-	-	15	-71.7%	15
		2016	-	6	10	6	-	4	15	11	1	-	1	53	▼	55
	Domestic and Family - Level 2	2017	2	-	-	-	-	-	2	4	-	-	-	8	-84.3%	8
		2016	2	-	-	1	1	1	39	5	3	-	2	51	▼	56
	General Civil - Level 1	2017	-	-	1	-	-	-	-	-	-	-	-	1	-83.3%	1
		2016	-	3	1	1	-	1	-	-	-	-	-	6	▼	6
	General Civil - Level 2	2017	2	1	2	4	2	3	-	1	3	-	-	18	-45.5%	18
		2016	1	3	7	3	8	2	6	1	2	2	2	33	▼	39
	General Civil - Level 3	2017	19	7	4	2	4	4	7	3	-	-	-	57	18.8%	57
		2016	9	4	1	3	3	7	4	10	4	1	3	48	▲	56
Criminal	Probates/Wills & Trusts - Level 1	2017	-	-	-	-	-	-	-	-	-	-	-	0	0	0
		2016	-	-	-	-	-	-	-	-	-	1	-	0	↔	1
	Probates/Wills & Trusts - Level 2	2017	1	2	1	1	-	1	-	2	1	-	-	9	200.0%	9
		2016	1	-	-	1	-	-	1	-	-	-	-	3	▲	3
	Uncontested Divorce	2017	6	5	5	2	5	7	3	4	6	-	-	43	-14.0%	43
		2016	6	10	5	2	8	6	4	7	2	7	4	50	▼	66
	Felonies and Related Matters	2017	45	96	31	35	27	49	37	30	46	-	-	396	38.9%	396
		2016	30	30	38	30	14	24	19	21	79	20	52	285	▲	409
	Misdemeanor	2017	14	8	23	18	16	14	11	23	16	-	-	143	-5.3%	143
Miscellaneous		2016	8	19	22	20	14	20	16	13	19	16	20	151	▼	202
	Other Criminally Related Matters	2017	3	3	7	6	4	6	6	8	6	-	-	49	88.5%	49
		2016	1	1	3	2	3	7	1	7	1	5	3	26	▲	36
	Miscellaneous	2017	62	59	70	47	42	52	40	64	49	-	-	485	-3.8%	485
		2016	67	69	89	51	37	26	50	51	64	55	56	504	▼	675
	Other	2017	-	1	-	-	1	-	1	-	-	-	-	3	50.0%	3
		2016	-	-	-	-	1	-	-	1	2	-	1	2	▲	5

January 2016 -- September 2017 Filings

Dashboard

Court: Nottoway Circuit

Start/End Date: Jan-16 / Sep-17

2016 Average Month: 76

Jan-Sep 2016: 774

Filings Trending: ▼

Circuit/Court ID: 11

211135

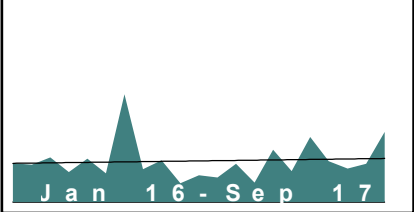
Type of Case: Filings

2017 Average Month:82

Jan-Sep 2017 : 742

Overall AVG. Month: 79

Monthly Filings Summary



Jan --- Sep Filings

742

2017

774

2016

Filings by Division																
		Jan	Feb	Mar	Apr	May	Jun	Jul	Aug	Sep	Oct	Nov	Dec	Thru Sep	% Change	Total
Total	2017	73	37	100	59	124	78	64	73	134	-	-	-	742	-4.1%	742
	2016	74	71	85	57	83	55	206	63	80	36	51	47	774	▼	908
Civil	2017	9	13	17	15	7	12	15	19	13	-	-	-	120	22.4%	120
	2016	4	13	11	17	3	10	10	21	9	8	5	12	98	▲	123
Criminal	2017	40	8	49	14	89	40	27	25	94	-	-	-	386	-3.0%	386
	2016	20	15	39	14	59	29	162	22	38	10	17	19	398	▼	444
Miscellaneous	2017	23	16	32	30	26	25	22	28	26	-	-	-	228	-14.9%	228
	2016	50	43	33	25	21	15	30	18	33	18	29	16	268	▼	331
Other	2017	1	-	2	-	2	1	-	1	1	-	-	-	8	-20.0%	8
	2016	-	-	2	1	-	1	4	2	-	-	-	-	10	▼	10

Filings by Division & Case Category																	
			Jan	Feb	Mar	Apr	May	Jun	Jul	Aug	Sep	Oct	Nov	Dec	Thru Sep	% Change	Total
Civil	Administrative Law	2017	-	-	-	-	-	-	-	-	-	-	-	-	0	-100.0%	0
		2016	-	-	-	-	-	-	1	-	2	-	-	-	3	▼	3
	Contested Divorce	2017	-	1	1	1	1	2	2	4	1	-	-	-	13	44.4%	13
		2016	-	1	-	2	-	-	3	2	1	-	1	2	9	▲	12
	Domestic and Family - Level 1	2017	-	-	1	1	1	-	-	1	-	-	-	-	4	0.0%	4
		2016	1	-	-	3	-	-	-	-	-	2	1	4	4	↔	11
	Domestic and Family - Level 2	2017	1	-	2	1	-	-	2	1	2	-	-	-	9	200.0%	9
		2016	-	-	-	3	-	-	-	-	-	-	-	-	3	▲	3
	General Civil - Level 1	2017	-	-	-	-	-	-	-	-	-	-	-	-	0	-100.0%	0
		2016	-	-	-	-	-	-	-	1	-	1	-	-	1	▼	2
	General Civil - Level 2	2017	1	4	4	5	-	-	1	1	1	-	-	-	17	-19.0%	17
		2016	1	1	3	5	1	4	2	2	2	-	1	4	21	▼	26
	General Civil - Level 3	2017	5	2	3	2	3	9	8	7	6	-	-	-	45	25.0%	45
		2016	-	4	5	2	1	5	4	12	3	3	1	-	36	▲	40
Probates/Wills & Trusts - Level 2	2017	1	1	3	4	-	-	1	1	1	-	-	-	12	140.0%	12	
	2016	-	3	-	-	1	-	-	1	-	-	1	1	5	▲	7	
Protective Orders	2017	-	-	-	-	-	-	-	-	-	-	-	-	0	-100.0%	0	
	2016	-	-	1	-	-	-	-	-	-	-	-	-	1	▼	1	
Uncontested Divorce	2017	1	5	3	1	2	1	1	4	2	-	-	-	20	33.3%	20	
	2016	2	4	2	2	-	1	-	3	1	2	-	1	15	▲	18	
Criminal	Felonies and Related Matters	2017	30	7	42	7	71	28	19	10	80	-	-	-	294	57.2%	294
		2016	17	8	31	7	43	17	33	14	17	9	13	10	187	▲	219
	Misdemeanor	2017	10	-	7	4	16	10	7	13	10	-	-	-	77	-59.3%	77
		2016	2	4	7	5	13	11	128	4	15	1	2	8	189	▼	200
	Other Criminally Related Matters	2017	-	1	-	3	2	2	1	2	4	-	-	-	15	-31.8%	15
2016		1	3	1	2	3	1	1	4	6	-	2	1	22	▼	25	
Miscellaneous		2017	23	16	32	30	26	25	22	28	26	-	-	-	228	-14.9%	228
		2016	50	43	33	25	21	15	30	18	33	18	29	16	268	▼	331
Other		2017	1	-	2	-	2	1	-	1	1	-	-	-	8	-20.0%	8
		2016	-	-	2	1	-	1	4	2	-	-	-	-	10	▼	10

January 2016 -- September 2017 Filings

Dashboard

Court: Powhatan Circuit

Circuit/Court ID: 11

Start/End Date: Jan-16 / Sep-17

211145

2016 Average Month: 129

Type of Case: Filings

Jan-Sep 2016: 1,165

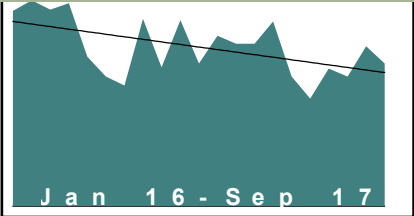
2017 Average Month:112

Filings Trending: ▼

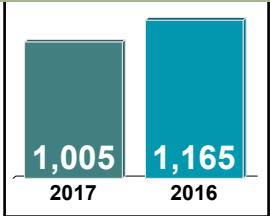
Jan-Sep 2017 : 1,005

Overall AVG. Month: 121

Monthly Filings Summary



Jan --- Sep Filings



Filings by Division																
		Jan	Feb	Mar	Apr	May	Jun	Jul	Aug	Sep	Oct	Nov	Dec	Thru Sep	% Change	Total
Total	2017	124	124	141	99	82	105	99	122	109	-	-	-	1,005	-13.7%	1,005
	2016	149	157	150	155	114	99	92	143	106	142	109	130	1,165	▼	1,546
Civil	2017	21	26	18	14	10	14	17	14	16	-	-	-	150	-23.5%	150
	2016	17	14	31	14	27	26	18	24	25	32	17	16	196	▼	261
Criminal	2017	15	32	28	17	10	21	22	14	25	-	-	-	184	-22.0%	184
	2016	24	24	13	45	35	19	16	41	19	26	21	30	236	▼	313
Miscellaneous	2017	88	66	95	68	62	69	59	94	68	-	-	-	669	-8.5%	669
	2016	108	117	106	96	52	54	58	78	62	82	71	84	731	▼	968
Other	2017	-	-	-	-	-	1	1	-	-	-	-	-	2	0.0%	2
	2016	-	2	-	-	-	-	-	-	-	2	-	-	2	↔	4

Filings by Division & Case Category																
		Jan	Feb	Mar	Apr	May	Jun	Jul	Aug	Sep	Oct	Nov	Dec	Thru Sep	% Change	Total
Civil	Administrative Law	2017	-	1	-	-	-	-	-	-	-	-	-	1	0.0%	1
		2016	1	-	-	-	-	-	-	-	-	-	-	1	↔	1
	Contested Divorce	2017	3	5	3	1	1	1	4	1	-	-	-	20	-20.0%	20
		2016	2	2	4	2	4	2	4	2	3	2	5	25	▼	35
	Domestic and Family - Level 1	2017	-	-	-	-	-	-	-	-	-	-	-	0	-100.0%	0
		2016	1	2	14	3	3	4	6	5	7	6	-	45	▼	58
	Domestic and Family - Level 2	2017	1	1	4	2	-	-	1	-	-	-	-	9	80.0%	9
		2016	-	-	1	-	-	1	1	2	-	-	-	5	▲	5
	General Civil - Level 1	2017	-	-	-	-	-	-	-	-	-	-	-	0	-100.0%	0
		2016	-	-	-	-	-	-	-	1	-	1	-	1	▼	2
	General Civil - Level 2	2017	-	10	2	3	3	6	5	2	4	-	-	35	-16.7%	35
		2016	3	2	2	3	5	11	4	4	8	2	3	42	▼	49
	General Civil - Level 3	2017	10	6	2	3	1	2	3	1	-	-	-	30	76.5%	30
		2016	6	1	-	2	-	3	-	2	3	16	3	17	▲	36
Criminal	Probates/Wills & Trusts - Level 1	2017	-	-	-	-	-	-	-	-	-	-	-	0	-100.0%	0
		2016	-	-	-	-	1	-	1	-	-	-	-	3	▼	3
	Probates/Wills & Trusts - Level 2	2017	-	-	1	-	-	-	1	1	-	-	-	4	-33.3%	4
		2016	1	-	1	1	3	-	-	-	1	1	1	6	▼	9
	Protective Orders	2017	-	-	-	-	-	-	-	-	-	-	-	0	-100.0%	0
		2016	-	-	1	-	2	1	-	-	-	-	-	4	▼	4
	Uncontested Divorce	2017	7	3	6	5	5	5	6	9	-	-	-	51	8.5%	51
		2016	3	7	8	3	9	4	3	7	3	2	7	47	▲	59
	Felonies and Related Matters	2017	11	28	20	16	4	17	12	11	19	-	-	138	-17.4%	138
		2016	22	19	3	34	28	14	11	24	12	18	11	167	▼	215
Miscellaneous	Misdemeanor	2017	2	3	7	1	5	4	6	3	5	-	-	36	-2.7%	36
		2016	2	2	7	6	5	1	2	8	4	7	5	37	▼	55
	Other Criminally Related Matters	2017	2	1	1	-	1	-	4	-	1	-	-	10	-68.8%	10
		2016	-	3	3	5	2	4	3	9	3	1	5	32	▼	43
Other	Miscellaneous	2017	88	66	95	68	62	69	59	94	68	-	-	669	-8.5%	669
		2016	108	117	106	96	52	54	58	78	62	82	71	731	▼	968
Other	Other	2017	-	-	-	-	-	1	1	-	-	-	-	2	0.0%	2
		2016	-	2	-	-	-	-	-	-	2	-	-	2	↔	4

January 2016 -- September 2017 Filings

Dashboard

Court: Petersburg Circuit

Start/End Date: Jan-16 / Sep-17

2016 Average Month: 194

Jan-Sep 2016: 1,781

Filings Trending: ▲

Circuit/Court ID: 11

211730

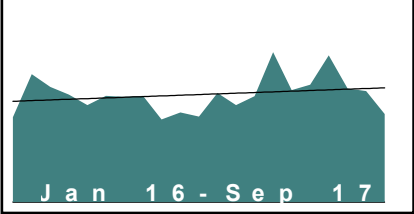
Type of Case: Filings

2017 Average Month:221

Jan-Sep 2017 : 1,988

Overall AVG. Month: 205

Monthly Filings Summary



Jan --- Sep Filings

1,988

2017

1,781

2016

Filings by Division																
		Jan	Feb	Mar	Apr	May	Jun	Jul	Aug	Sep	Oct	Nov	Dec	Thru Sep	% Change	Total
Total	2017	185	202	286	214	224	280	217	212	168	-	-	-	1,988	11.6%▲	1,988
	2016	162	244	220	205	185	203	201	203	158	171	163	208	1,781	▲	2,323
Civil	2017	31	30	47	36	35	33	21	37	32	-	-	-	302	-15.9%▼	302
	2016	56	38	54	38	33	39	34	32	35	38	29	43	359	▼	469
Criminal	2017	116	133	182	137	140	205	159	133	93	-	-	-	1,298	23.5%▲	1,298
	2016	79	145	116	124	123	122	131	120	91	102	92	127	1,051	▲	1,372
Miscellaneous	2017	37	39	57	40	43	35	37	42	42	-	-	-	372	2.2%▲	372
	2016	26	61	50	42	29	41	36	50	29	31	42	36	364	▲	473
Other	2017	1	-	-	1	6	7	-	-	1	-	-	-	16	128.6%▲	16
	2016	1	-	-	1	-	1	-	1	3	-	-	2	7	▲	9

Filings by Division & Case Category																	
			Jan	Feb	Mar	Apr	May	Jun	Jul	Aug	Sep	Oct	Nov	Dec	Thru Sep	% Change	Total
Civil	Administrative Law	2017	1	-	-	-	1	-	1	1	-	-	-	-	4	-42.9%	4
		2016	-	-	1	-	1	2	-	1	2	2	-	1	7	▼	10
	Contested Divorce	2017	2	2	9	6	1	4	2	7	1	-	-	-	34	-8.1%	34
		2016	1	3	10	3	5	5	5	1	4	4	1	1	37	▼	43
	Domestic and Family - Level 1	2017	-	-	-	-	-	-	-	-	-	-	-	-	0	-100.0%	0
		2016	8	1	-	8	4	1	5	5	6	-	3	6	38	▼	47
	Domestic and Family - Level 2	2017	3	2	1	3	5	-	-	1	-	-	-	-	15	-40.0%	15
		2016	13	2	3	3	2	2	-	-	-	2	3	1	25	▼	31
	General Civil - Level 1	2017	-	-	2	-	2	1	-	-	-	-	-	-	5	-16.7%	5
		2016	-	-	-	-	1	1	2	2	-	2	-	2	6	▼	10
	General Civil - Level 2	2017	7	12	12	11	12	9	9	17	18	-	-	-	107	-11.6%	107
		2016	11	14	20	16	9	12	16	13	10	13	7	9	121	▼	150
	General Civil - Level 3	2017	10	4	8	8	6	9	5	3	6	-	-	-	59	-6.3%	59
		2016	18	8	8	4	4	7	3	6	5	7	10	9	63	▼	89
Probates/Wills & Trusts - Level 1	2017	-	-	-	-	1	2	-	-	-	-	-	-	3	200.0%	3	
	2016	-	1	-	-	-	-	-	-	-	-	1	1	1	▲	3	
Probates/Wills & Trusts - Level 2	2017	1	1	1	1	3	-	-	-	-	-	-	-	7	0.0%	7	
	2016	1	-	1	-	1	1	2	-	1	1	1	-	7	↔	9	
Protective Orders	2017	-	-	-	-	-	-	-	-	-	-	-	-	0	-100.0%	0	
	2016	-	-	-	-	-	1	-	-	1	-	1	1	2	▼	4	
Uncontested Divorce	2017	7	9	14	7	4	8	4	8	7	-	-	-	68	30.8%	68	
	2016	4	9	11	4	6	7	1	4	6	7	2	12	52	▲	73	
Criminal	Capital Murder	2017	-	-	-	-	-	-	3	-	-	-	-	-	3	-50.0%	3
		2016	-	-	-	-	-	-	6	-	-	-	-	-	6	▼	6
	Felonies and Related Matters	2017	68	79	124	89	101	137	101	88	57	-	-	-	844	31.7%	844
		2016	53	95	78	64	72	69	77	81	52	76	47	64	641	▲	828
	Misdemeanor	2017	28	42	29	23	27	51	19	29	19	-	-	-	267	17.6%	267
		2016	19	25	17	30	34	26	28	26	22	20	23	36	227	▲	306
	Other Criminally Related Matters	2017	20	12	29	25	12	17	36	16	17	-	-	-	184	4.0%	184
		2016	7	25	21	30	17	27	20	13	17	6	22	27	177	▲	232
	Miscellaneous	2017	37	39	57	40	43	35	37	42	42	-	-	-	372	2.2%	372
		2016	26	61	50	42	29	41	36	50	29	31	42	36	364	▲	473
Other	2017	1	-	-	1	6	7	-	-	1	-	-	-	16	128.6%	16	
	2016	1	-	-	1	-	1	-	1	3	-	-	2	7	▲	9	

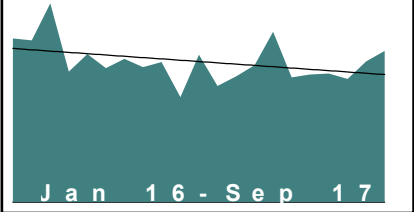
January 2016 -- September 2017 Filings

Dashboard

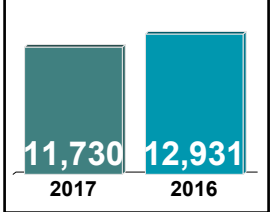
Court: Chesterfield Circuit
Start/End Date: Jan-16 / Sep-17
2016 Average Month: 1,371
Jan-Sep 2016: 12,931
Filings Trending: ▼

Circuit/Court ID: 12
212041
Type of Case: Filings
2017 Average Month:1,303
Jan-Sep 2017 : 11,730
Overall AVG. Month: 1,342

Monthly Filings Summary



Jan --- Sep Filings



Filings by Division																	
			Jan	Feb	Mar	Apr	May	Jun	Jul	Aug	Sep	Oct	Nov	Dec	Thru Sep	% Change	Total
Total	2017		1,201	1,306	1,627	1,190	1,219	1,228	1,174	1,343	1,442	-	-	-	11,730	-9.3%	11,730
	2016		1,563	1,543	1,896	1,246	1,412	1,280	1,366	1,288	1,337	1,002	1,407	1,108	12,931	▼	16,448
Civil	2017		173	193	228	185	187	191	158	192	208	-	-	-	1,715	-16.0%	1,715
	2016		186	227	269	228	204	270	189	222	247	202	202	167	2,042	▼	2,613
Criminal	2017		473	589	740	461	616	562	576	591	696	-	-	-	5,304	5.4%	5,304
	2016		545	479	696	525	628	558	549	477	576	415	614	487	5,033	▲	6,549
Miscellaneous	2017		522	489	614	520	366	436	412	525	504	-	-	-	4,388	-20.8%	4,388
	2016		782	810	906	460	553	417	581	551	478	354	562	430	5,538	▼	6,884
Other	2017		33	35	45	24	50	39	28	35	34	-	-	-	323	1.6%	323
	2016		50	27	25	33	27	35	47	38	36	31	29	24	318	▲	402

Filings by Division & Case Category																		
			Jan	Feb	Mar	Apr	May	Jun	Jul	Aug	Sep	Oct	Nov	Dec	Thru Sep	% Change	Total	
Civil	Administrative Law	2017	3	1	-	4	1	7	2	1	2	-	-	-	21	31.3%	21	
		2016	3	3	1	1	-	-	2	3	3	3	1	-	16	▲	20	
	Contested Divorce	2017	27	30	31	23	32	30	21	20	34	-	-	-	248	-10.5%	248	
		2016	15	34	42	39	37	25	27	20	38	25	30	14	277	▼	346	
	Domestic and Family - Level 1	2017	6	5	28	10	6	8	7	16	10	-	-	-	96	-62.4%	96	
		2016	31	21	31	30	18	32	28	26	38	41	23	33	255	▼	352	
	Domestic and Family - Level 2	2017	11	16	8	6	12	13	9	5	6	-	-	-	86	4.9%	86	
		2016	7	4	6	13	10	13	9	11	9	6	13	11	82	▲	112	
	General Civil - Level 1	2017	3	1	1	1	2	-	2	-	2	-	-	-	12	-7.7%	12	
		2016	-	3	2	4	-	2	-	1	1	-	-	2	13	▼	15	
	General Civil - Level 2	2017	41	41	56	45	35	57	43	58	60	-	-	-	436	1.2%	436	
		2016	39	62	68	39	45	44	42	47	45	41	46	27	431	▲	545	
	General Civil - Level 3	2017	17	16	17	18	19	6	16	12	21	-	-	-	142	-37.4%	142	
		2016	17	18	18	24	19	68	17	27	19	11	22	14	227	▼	274	
Probates/Wills & Trusts - Level 1	2017	1	-	1	2	-	3	-	-	-	-	-	-	7	16.7%	7		
	2016	1	1	-	-	2	-	1	-	1	-	1	1	6	▲	8		
Probates/Wills & Trusts - Level 2	2017	5	7	8	14	7	12	6	5	3	-	-	-	67	28.8%	67		
	2016	4	2	12	4	9	4	2	6	9	5	1	7	52	▲	65		
Protective Orders	2017	-	-	-	-	-	-	-	-	-	-	-	-	0	-100.0%	0		
	2016	-	-	3	2	-	1	1	2	2	1	-	1	11	▼	13		
Uncontested Divorce	2017	59	76	78	62	73	55	52	75	70	-	-	-	600	-10.7%	600		
	2016	69	79	86	72	64	81	60	79	82	69	65	57	672	▼	863		
Criminal	Capital Murder	2017	1	-	-	-	-	-	-	-	1	-	-	-	2	2	2	
		2016	-	-	-	-	-	-	-	-	-	-	-	-	0	↔	0	
	Felonies and Related Matters	2017	302	393	488	345	427	356	417	346	507	-	-	-	3,581	6.5%	3,581	
		2016	379	337	436	372	437	343	371	309	378	291	420	319	3,362	▲	4,392	
	Misdemeanor	2017	149	148	217	99	154	167	119	201	153	-	-	-	1,407	4.5%	1,407	
		2016	138	103	228	121	151	166	145	140	154	101	163	139	1,346	▲	1,749	
	Other Criminally Related Matters	2017	21	48	35	17	35	39	40	44	35	-	-	-	314	-3.4%	314	
		2016	28	39	32	32	40	49	33	28	44	23	31	29	325	▼	408	
	Miscellaneous	2017		522	489	614	520	366	436	412	525	504	-	-	-	4,388	-20.8%	4,388
		2016		782	810	906	460	553	417	581	551	478	354	562	430	5,538	▼	6,884
Other	2017		33	35	45	24	50	39	28	35	34	-	-	-	323	1.6%	323	
	2016		50	27	25	33	27	35	47	38	36	31	29	24	318	▲	402	

January 2016 -- September 2017 Filings

Dashboard

Court: Colonial Heights Circuit

Circuit/Court ID: 12

Start/End Date: Jan-16 / Sep-17

212570

2016 Average Month: 160

Type of Case: Filings

Jan-Sep 2016: 1,479

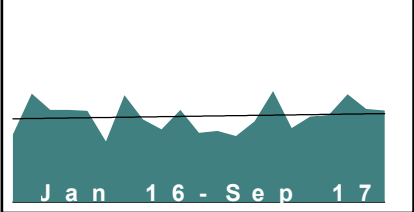
2017 Average Month:169

Filings Trending: ▲

Jan-Sep 2017 : 1,521

Overall AVG. Month: 164

Monthly Filings Summary



Jan --- Sep Filings

1,521

1,479

2017

2016

Filings by Division																
		Jan	Feb	Mar	Apr	May	Jun	Jul	Aug	Sep	Oct	Nov	Dec	Thru Sep	% Change	Total
Total	2017	126	154	212	141	163	166	206	178	175	-	-	-	1,521	2.8%	1,521
	2016	129	207	176	176	174	116	204	158	139	176	132	136	1,479	▲	1,923
Civil	2017	14	21	20	15	14	13	15	20	17	-	-	-	149	11.2%	149
	2016	9	17	20	18	20	12	15	14	9	13	18	16	134	▲	181
Criminal	2017	75	90	137	91	112	98	146	115	110	-	-	-	974	2.3%	974
	2016	74	126	101	121	120	63	153	100	94	131	68	87	952	▲	1,238
Miscellaneous	2017	28	33	48	22	25	51	28	30	37	-	-	-	302	-10.9%	302
	2016	38	58	48	33	31	34	33	37	27	23	38	26	339	▼	426
Other	2017	9	10	7	13	12	4	17	13	11	-	-	-	96	77.8%	96
	2016	8	6	7	4	3	7	3	7	9	9	8	7	54	▲	78

Filings by Division & Case Category																
		Jan	Feb	Mar	Apr	May	Jun	Jul	Aug	Sep	Oct	Nov	Dec	Thru Sep	% Change	Total
Civil	Administrative Law	2017	-	-	-	1	-	1	-	2	1	-	-	5	25.0%	5
		2016	-	-	2	-	-	1	-	1	-	-	1	4	▲	5
	Contested Divorce	2017	2	1	4	5	1	2	2	4	1	-	-	22	15.8%	22
		2016	2	2	5	-	4	-	1	1	4	2	4	19	▲	26
	Domestic and Family - Level 1	2017	1	-	-	-	-	-	-	-	-	-	-	1	-93.3%	1
		2016	1	4	-	1	2	2	3	2	-	1	1	15	▼	20
	Domestic and Family - Level 2	2017	1	1	2	-	-	-	1	5	-	-	-	10	100.0%	10
		2016	-	-	-	1	1	1	2	-	1	-	-	5	▲	6
	General Civil - Level 1	2017	-	-	-	-	1	-	-	-	-	-	-	1	0.0%	1
		2016	-	-	-	-	-	1	-	-	-	-	-	1	↔	1
	General Civil - Level 2	2017	6	6	3	2	4	-	5	3	1	-	-	30	66.7%	30
		2016	1	1	1	4	3	2	1	3	2	3	2	18	▲	26
	General Civil - Level 3	2017	2	7	3	1	2	2	3	3	4	-	-	27	80.0%	27
		2016	2	3	2	1	2	-	1	4	-	2	1	15	▲	20
Criminal	Probates/Wills & Trusts - Level 1	2017	-	-	-	-	-	-	-	-	-	-	-	0	-100.0%	0
		2016	-	-	1	-	-	-	-	-	-	-	-	1	▼	1
	Probates/Wills & Trusts - Level 2	2017	1	1	-	1	1	-	-	2	-	-	-	6	50.0%	6
		2016	-	-	-	2	-	1	-	1	-	-	2	4	▲	6
	Protective Orders	2017	-	-	-	-	-	-	-	-	-	-	-	0	-100.0%	0
		2016	-	-	-	2	1	-	-	-	-	-	-	3	▼	3
	Uncontested Divorce	2017	1	5	8	5	5	8	4	3	8	-	-	47	-4.1%	47
		2016	3	7	9	7	7	4	7	2	3	4	9	49	▼	67
	Felonies and Related Matters	2017	52	59	77	55	49	67	94	70	80	-	-	603	7.5%	603
		2016	42	94	54	81	53	35	95	61	46	97	53	561	▲	742
Miscellaneous	Misdemeanor	2017	22	24	51	29	49	25	46	40	23	-	-	309	-8.0%	309
		2016	22	28	42	35	58	25	51	32	43	29	32	336	▼	424
	Other Criminally Related Matters	2017	1	7	9	7	14	6	6	5	7	-	-	62	12.7%	62
		2016	10	4	5	5	9	3	7	7	5	5	7	55	▲	72
Other	Miscellaneous	2017	28	33	48	22	25	51	28	30	37	-	-	302	-10.9%	302
		2016	38	58	48	33	31	34	33	37	27	23	38	339	▼	426
Other	Other	2017	9	10	7	13	12	4	17	13	11	-	-	96	77.8%	96
		2016	8	6	7	4	3	7	3	7	9	9	8	54	▲	78

January 2016 -- September 2017 Filings

Dashboard

Court: Richmond Circuit

Circuit/Court ID: 13

Start/End Date: Jan-16 / Sep-17

213760

2016 Average Month: 1,200

Type of Case: Filings

Jan-Sep 2016: 11,072

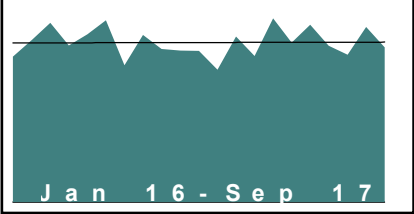
2017 Average Month:1,244

Filings Trending: ↔

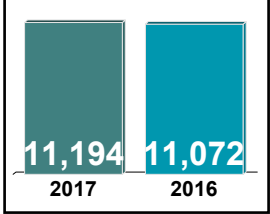
Jan-Sep 2017 : 11,194

Overall AVG. Month: 1,219

Monthly Filings Summary



Jan --- Sep Filings



Filings by Division																
		Jan	Feb	Mar	Apr	May	Jun	Jul	Aug	Sep	Oct	Nov	Dec	Thru Sep	% Change	Total
Total	2017	1,265	1,115	1,402	1,218	1,355	1,194	1,126	1,338	1,181	-	-	-	11,194	1.1%	11,194
	2016	1,110	1,237	1,369	1,196	1,281	1,389	1,044	1,277	1,169	1,158	1,155	1,011	11,072	▲	14,396
Civil	2017	233	216	290	261	281	237	274	290	252	-	-	-	2,334	0.7%	2,334
	2016	180	277	333	242	295	250	240	249	252	233	249	222	2,318	▲	3,022
Criminal	2017	517	447	633	442	496	493	425	544	453	-	-	-	4,450	-10.0%	4,450
	2016	550	504	557	549	573	708	414	592	497	526	510	383	4,944	▼	6,363
Miscellaneous	2017	250	264	287	279	310	222	233	281	294	-	-	-	2,420	5.0%	2,420
	2016	221	290	308	261	248	253	222	271	230	240	236	231	2,304	▲	3,011
Other	2017	265	188	192	236	268	242	194	223	182	-	-	-	1,990	32.1%	1,990
	2016	159	166	171	144	165	178	168	165	190	159	160	175	1,506	▲	2,000

Filings by Division & Case Category																	
			Jan	Feb	Mar	Apr	May	Jun	Jul	Aug	Sep	Oct	Nov	Dec	Thru Sep	% Change	Total
Civil	Administrative Law	2017	4	3	6	4	5	3	2	6	6	-	-	-	39	39.3%	39
		2016	2	1	1	1	8	2	3	5	5	7	6	9	28	▲	50
	Contested Divorce	2017	12	14	18	15	18	16	15	10	21	-	-	-	139	-20.1%	139
		2016	11	25	27	15	19	14	19	24	20	13	13	12	174	▼	212
	Domestic and Family - Level 1	2017	-	3	-	4	2	1	7	5	1	-	-	-	23	-85.2%	23
		2016	2	19	38	17	19	22	10	15	13	12	25	16	155	▼	208
	Domestic and Family - Level 2	2017	18	22	21	24	17	24	15	30	13	-	-	-	184	37.3%	184
		2016	10	19	17	11	22	12	17	15	11	18	12	21	134	▲	185
	General Civil - Level 1	2017	5	3	5	7	6	8	3	1	1	-	-	-	39	-15.2%	39
		2016	3	5	3	2	5	5	5	9	9	1	7	5	46	▼	59
	General Civil - Level 2	2017	111	113	137	118	127	113	127	148	133	-	-	-	1,127	14.8%	1,127
		2016	88	110	143	100	132	112	99	85	113	105	111	103	982	▲	1,301
	General Civil - Level 3	2017	34	30	53	44	64	29	47	44	39	-	-	-	384	13.3%	384
		2016	24	37	41	40	46	34	50	33	34	40	35	32	339	▲	446
Probates/Wills & Trusts - Level 1	2017	1	-	1	-	-	1	-	-	1	-	-	-	4	300.0%	4	
	2016	-	-	-	-	-	-	1	-	-	1	1	-	1	▲	3	
Probates/Wills & Trusts - Level 2	2017	16	6	11	9	15	13	12	9	14	-	-	-	105	-0.9%	105	
	2016	8	14	15	11	11	12	5	17	13	10	10	5	106	▼	131	
Uncontested Divorce	2017	32	22	38	36	27	29	46	37	23	-	-	-	290	-17.8%	290	
	2016	32	47	48	45	33	37	31	46	34	26	29	19	353	▼	427	
Criminal	Capital Murder	2017	-	1	1	-	-	1	-	-	-	-	-	-	3	-40.0%	3
		2016	1	2	-	2	-	-	-	-	-	-	-	-	5	▼	5
	Felonies and Related Matters	2017	407	333	520	372	408	401	356	455	369	-	-	-	3,621	1.2%	3,621
		2016	421	313	444	340	367	568	288	469	369	384	425	285	3,579	▲	4,673
	Misdemeanor	2017	101	92	87	61	75	72	63	69	52	-	-	-	672	-15.3%	672
		2016	109	86	62	85	115	92	79	82	83	89	57	51	793	▼	990
	Other Criminally Related Matters	2017	9	21	25	9	13	19	6	20	32	-	-	-	154	-72.8%	154
		2016	19	103	51	122	91	48	47	41	45	53	28	47	567	▼	695
	Miscellaneous	2017	250	264	287	279	310	222	233	281	294	-	-	-	2,420	5.0%	2,420
		2016	221	290	308	261	248	253	222	271	230	240	236	231	2,304	▲	3,011
Other	2017	265	188	192	236	268	242	194	223	182	-	-	-	1,990	32.1%	1,990	
	2016	159	166	171	144	165	178	168	165	190	159	160	175	1,506	▲	2,000	

January 2016 -- September 2017 Filings

Dashboard

Court: Henrico Circuit

Start/End Date: Jan-16 / Sep-17

2016 Average Month: 1,069

Jan-Sep 2016: 9,901

Filings Trending: ▲

Circuit/Court ID: 14

214087

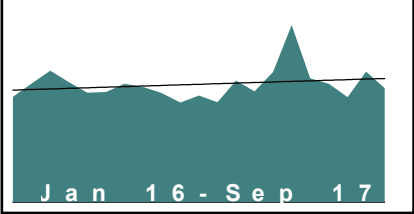
Type of Case: Filings

2017 Average Month:1,199

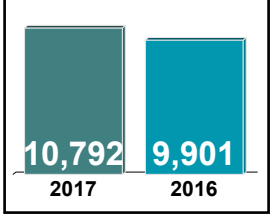
Jan-Sep 2017 : 10,792

Overall AVG. Month: 1,124

Monthly Filings Summary



Jan --- Sep Filings



Filings by Division																
		Jan	Feb	Mar	Apr	May	Jun	Jul	Aug	Sep	Oct	Nov	Dec	Thru Sep	% Change	Total
Total	2017	1,161	1,056	1,241	1,691	1,181	1,131	1,001	1,244	1,086	-	-	-	10,792	9.0%	10,792
	2016	1,004	1,134	1,256	1,145	1,043	1,050	1,129	1,098	1,042	950	1,018	953	9,901	▲	12,822
Civil	2017	190	173	204	151	184	211	171	198	188	-	-	-	1,670	-12.0%	1,670
	2016	147	239	269	216	212	180	195	226	213	193	164	159	1,897	▼	2,413
Criminal	2017	543	440	522	1,130	567	491	487	568	499	-	-	-	5,247	27.4%	5,247
	2016	380	395	511	517	467	454	486	437	473	399	434	413	4,120	▲	5,366
Miscellaneous	2017	393	419	476	357	374	383	290	405	344	-	-	-	3,441	-4.9%	3,441
	2016	452	475	445	383	335	387	411	400	330	328	391	355	3,618	▼	4,692
Other	2017	35	24	39	53	56	46	53	73	55	-	-	-	434	63.2%	434
	2016	25	25	31	29	29	29	37	35	26	30	29	26	266	▲	351

Filings by Division & Case Category																
		Jan	Feb	Mar	Apr	May	Jun	Jul	Aug	Sep	Oct	Nov	Dec	Thru Sep	% Change	Total
Civil	Administrative Law	2017	2	-	3	1	2	-	-	1	1	-	-	10	0.0%	10
		2016	1	1	1	-	-	3	3	-	1	-	2	10	↔	13
	Contested Divorce	2017	23	18	38	28	24	25	29	21	23	-	-	229	-7.3%	229
		2016	16	33	34	31	28	31	25	27	22	24	21	247	▼	308
	Domestic and Family - Level 1	2017	4	4	5	2	4	7	3	4	8	-	-	41	-77.3%	41
		2016	10	20	22	23	13	24	17	28	24	19	14	181	▼	225
	Domestic and Family - Level 2	2017	5	5	11	9	9	10	5	8	6	-	-	68	-35.8%	68
		2016	10	6	25	24	5	9	6	8	13	9	13	106	▼	134
	General Civil - Level 1	2017	2	4	5	-	4	1	1	3	1	-	-	21	-34.4%	21
		2016	4	7	2	3	6	-	3	3	4	2	2	32	▼	36
	General Civil - Level 2	2017	58	59	56	31	56	68	47	60	57	-	-	492	-2.4%	492
		2016	50	66	57	61	51	40	60	59	60	39	38	504	▼	623
	General Civil - Level 3	2017	16	21	19	31	24	23	18	19	25	-	-	196	-2.5%	196
		2016	17	34	30	20	31	16	15	22	31	18	23	201	▼	273
Criminal	Probates/Wills & Trusts - Level 1	2017	4	2	-	-	2	1	2	1	-	-	-	12	71.4%	12
		2016	-	-	2	1	-	1	1	2	-	-	2	7	▲	9
	Probates/Wills & Trusts - Level 2	2017	13	9	5	7	4	11	6	13	13	-	-	81	2.5%	81
		2016	3	9	9	9	13	10	10	8	8	14	6	79	▲	104
	Protective Orders	2017	-	-	-	-	-	-	-	-	-	-	-	0	-100.0%	0
		2016	1	-	2	-	-	-	-	3	-	1	1	6	▼	8
	Uncontested Divorce	2017	63	51	62	42	55	65	60	68	54	-	-	520	-0.8%	520
		2016	35	63	85	44	65	47	54	77	54	55	49	524	▼	680
	Capital Murder	2017	-	-	1	-	1	-	-	-	-	-	-	2	-33.3%	2
		2016	-	1	-	-	2	-	-	-	-	-	-	3	▼	3
Criminal	Felonies and Related Matters	2017	381	309	370	998	404	305	335	372	320	-	-	3,794	31.4%	3,794
		2016	256	286	363	367	322	314	356	287	336	220	284	2,887	▲	3,676
	Misdemeanor	2017	119	90	108	81	123	150	109	137	145	-	-	1,062	23.6%	1,062
		2016	90	69	109	115	95	94	88	100	99	118	104	859	▲	1,185
	Other Criminally Related Matters	2017	43	41	43	51	39	36	43	59	34	-	-	389	4.9%	389
Criminal		2016	34	39	39	35	48	46	42	50	38	61	46	371	▲	502
	Miscellaneous	2017	393	419	476	357	374	383	290	405	344	-	-	3,441	-4.9%	3,441
Criminal		2016	452	475	445	383	335	387	411	400	330	328	391	3,618	▼	4,692
	Other	2017	35	24	39	53	56	46	53	73	55	-	-	434	63.2%	434
Criminal		2016	25	25	31	29	29	29	37	35	26	30	29	266	▲	351

January 2016 -- September 2017 Filings

Dashboard

Court: Caroline Circuit

Circuit/Court ID: 15

Start/End Date: Jan-16 / Sep-17

215033

2016 Average Month: 183

Type of Case: Filings

Jan-Sep 2016: 1,690

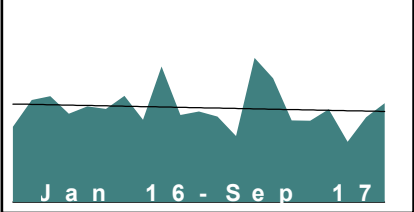
2017 Average Month:177

Filings Trending: ▼

Jan-Sep 2017 : 1,591

Overall AVG. Month: 180

Monthly Filings Summary



Jan --- Sep Filings

1,591

1,690

2017

2016

Filings by Division																
		Jan	Feb	Mar	Apr	May	Jun	Jul	Aug	Sep	Oct	Nov	Dec	Thru Sep	% Change	Total
Total	2017	126	275	236	156	155	177	115	162	189	-	-	-	1,591	-5.9%	1,591
	2016	144	195	202	169	183	178	203	157	259	166	173	163	1,690	▼	2,192
Civil	2017	16	13	20	21	27	17	12	23	20	-	-	-	169	-30.5%	169
	2016	19	18	22	24	31	30	34	38	27	11	16	20	243	▼	290
Criminal	2017	38	159	97	66	60	84	42	63	67	-	-	-	676	-12.7%	676
	2016	50	96	88	66	95	73	97	57	152	84	103	81	774	▼	1,042
Miscellaneous	2017	56	88	89	59	55	66	57	70	56	-	-	-	596	1.9%	596
	2016	73	69	78	70	51	61	62	53	68	57	46	54	585	▲	742
Other	2017	16	15	30	10	13	10	4	6	46	-	-	-	150	70.5%	150
	2016	2	12	14	9	6	14	10	9	12	14	8	8	88	▲	118

Filings by Division & Case Category																
		Jan	Feb	Mar	Apr	May	Jun	Jul	Aug	Sep	Oct	Nov	Dec	Thru Sep	% Change	Total
Civil	Administrative Law	2017	-	-	-	1	-	-	1	-	-	-	-	2	0.0%	2
		2016	1	-	-	-	-	-	1	-	-	1	-	2	↔	3
	Contested Divorce	2017	-	1	4	1	2	1	1	1	-	-	-	11	-56.0%	11
		2016	1	5	5	3	2	3	-	5	1	-	-	25	▼	25
	Domestic and Family - Level 1	2017	-	1	-	-	4	2	1	1	-	-	-	9	-82.4%	9
		2016	6	-	3	6	7	5	4	1	19	4	7	51	▼	66
	Domestic and Family - Level 2	2017	-	2	-	6	1	-	3	2	-	-	-	14	27.3%	14
		2016	1	1	1	-	6	-	1	1	-	-	1	11	▲	12
	General Civil - Level 1	2017	1	1	-	-	-	-	-	-	-	-	-	2	-60.0%	2
		2016	-	1	-	-	-	2	1	1	-	1	-	5	▼	7
	General Civil - Level 2	2017	5	4	7	7	10	5	3	10	10	-	-	61	29.8%	61
		2016	5	4	2	5	7	10	11	2	1	3	2	47	▲	55
	General Civil - Level 3	2017	4	2	5	1	3	4	2	2	6	-	-	29	-40.8%	29
		2016	3	2	5	4	5	10	13	2	1	2	6	49	▼	58
Criminal	Probates/Wills & Trusts - Level 2	2017	2	-	-	-	-	-	2	2	-	-	-	6	-73.9%	6
		2016	2	1	5	2	-	-	1	11	1	-	2	23	▼	25
	Protective Orders	2017	-	-	-	-	-	-	-	-	-	-	-	0	0	0
		2016	-	-	-	-	-	-	-	-	-	1	-	0	↔	1
	Uncontested Divorce	2017	4	2	4	5	7	5	3	4	1	-	-	35	16.7%	35
		2016	-	4	1	4	4	5	6	3	3	2	1	30	▲	38
	Capital Murder	2017	-	-	-	-	-	-	-	-	-	-	-	0	0	0
		2016	-	-	-	-	-	-	-	-	-	-	1	0	↔	1
	Felonies and Related Matters	2017	20	129	56	39	30	56	20	36	44	-	-	430	-18.6%	430
		2016	39	54	55	44	78	49	72	44	93	58	63	528	▼	704
Miscellaneous	Misdemeanor	2017	12	22	34	20	15	24	18	22	12	-	-	179	-10.1%	179
		2016	8	33	28	18	14	18	21	10	49	17	32	199	▼	268
	Other Criminally Related Matters	2017	6	8	7	7	15	4	4	5	11	-	-	67	42.6%	67
		2016	3	9	5	4	3	6	4	3	10	9	8	47	▲	69
Other	Miscellaneous	2017	56	88	89	59	55	66	57	70	56	-	-	596	1.9%	596
		2016	73	69	78	70	51	61	62	53	68	57	46	585	▲	742
Other		2017	16	15	30	10	13	10	4	6	46	-	-	150	70.5%	150
		2016	2	12	14	9	6	14	10	9	12	14	8	88	▲	118

January 2016 -- September 2017 Filings

Dashboard

Court: Essex Circuit

Start/End Date: Jan-16 / Sep-17

2016 Average Month: 53

Jan-Sep 2016: 469

Filings Trending: ▼

Circuit/Court ID: 15

215057

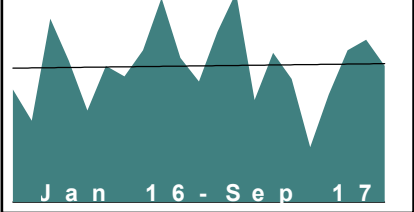
Type of Case: Filings

2017 Average Month: 51

Jan-Sep 2017 : 457

Overall AVG. Month: 52

Monthly Filings Summary



Jan --- Sep Filings

457

2017

469

2016

Filings by Division																
		Jan	Feb	Mar	Apr	May	Jun	Jul	Aug	Sep	Oct	Nov	Dec	Thru Sep	% Change	Total
Total	2017	80	39	57	47	21	41	58	62	52	-	-	-	457	-2.6%	457
	2016	43	31	70	54	35	52	48	58	78	55	46	65	469	▼	635
Civil	2017	11	4	18	7	2	11	5	5	7	-	-	-	70	12.9%	70
	2016	3	4	7	4	11	8	7	12	6	7	7	5	62	▲	81
Criminal	2017	49	6	23	27	7	15	29	32	22	-	-	-	210	-18.6%	210
	2016	22	12	38	33	12	28	30	22	61	32	21	37	258	▼	348
Miscellaneous	2017	20	28	16	13	12	14	24	25	23	-	-	-	175	17.4%	175
	2016	18	15	25	17	12	16	11	24	11	13	18	23	149	▲	203
Other	2017	-	1	-	-	-	1	-	-	-	-	-	-	2	2	2
	2016	-	-	-	-	-	-	-	-	-	3	-	-	0	↔	3

Filings by Division & Case Category																
		Jan	Feb	Mar	Apr	May	Jun	Jul	Aug	Sep	Oct	Nov	Dec	Thru Sep	% Change	Total
Civil	Administrative Law	2017	-	1	-	1	-	-	-	-	-	-	-	2	2	2
		2016	-	-	-	-	-	-	-	-	-	1	-	0	↔	1
	Contested Divorce	2017	1	-	1	1	3	1	1	1	-	-	-	10	233.3%	10
		2016	1	-	-	1	-	1	-	-	-	-	1	3	▲	4
	Domestic and Family - Level 1	2017	1	-	-	1	-	-	1	-	-	-	-	3	-66.7%	3
		2016	-	-	1	-	2	-	5	1	4	3	-	9	▼	16
	Domestic and Family - Level 2	2017	-	-	-	-	-	-	-	1	-	-	-	1	-66.7%	1
		2016	-	-	1	-	1	-	-	1	-	-	-	3	▼	3
	General Civil - Level 2	2017	2	1	3	-	-	6	-	1	2	-	-	15	-28.6%	15
		2016	2	1	2	2	4	3	3	1	1	2	3	21	▼	27
	General Civil - Level 3	2017	-	1	9	-	-	-	1	-	-	-	-	11	10.0%	11
		2016	-	-	2	-	3	1	2	2	1	-	-	10	▲	11
Criminal	Probates/Wills & Trusts - Level 1	2017	1	-	-	-	-	-	-	1	-	-	-	2	2	2
		2016	-	-	-	-	-	-	-	-	-	-	-	0	↔	0
	Probates/Wills & Trusts - Level 2	2017	5	1	-	-	-	-	-	-	-	-	-	6	200.0%	6
		2016	-	-	-	1	-	-	-	1	-	-	-	2	▲	2
	Uncontested Divorce	2017	1	-	5	4	1	2	2	3	2	-	-	20	42.9%	20
		2016	-	3	1	-	2	3	3	2	-	1	1	14	▲	17
	Felonies and Related Matters	2017	35	3	14	23	2	9	18	17	10	-	-	131	-33.8%	131
		2016	18	8	32	24	5	22	27	13	49	22	16	198	▼	259
	Misdemeanor	2017	10	3	4	3	4	4	8	6	-	-	-	46	31.4%	46
		2016	2	1	2	4	7	6	-	3	10	8	3	35	▲	60
	Other Criminally Related Matters	2017	4	-	5	1	1	2	7	7	6	-	-	33	32.0%	33
		2016	2	3	4	5	-	3	6	2	2	2	-	25	▲	29
Miscellaneous		2017	20	28	16	13	12	14	24	25	23	-	-	175	17.4%	175
		2016	18	15	25	17	12	16	11	24	11	13	18	149	▲	203
Other		2017	-	1	-	-	-	1	-	-	-	-	-	2	2	2
		2016	-	-	-	-	-	-	-	-	3	-	-	0	↔	3

January 2016 -- September 2017 Filings

Dashboard

Court: Hanover Circuit

Start/End Date: Jan-16 / Sep-17

2016 Average Month: 521

Jan-Sep 2016: 4,851

Filings Trending: ▼

Circuit/Court ID: 15

215085

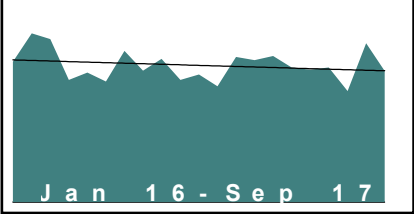
Type of Case: Filings

2017 Average Month:524

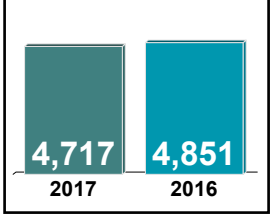
Jan-Sep 2017 : 4,717

Overall AVG. Month: 522

Monthly Filings Summary



Jan --- Sep Filings



Filings by Division																
		Jan	Feb	Mar	Apr	May	Jun	Jul	Aug	Sep	Oct	Nov	Dec	Thru Sep	% Change	Total
Total	2017	554	542	558	514	505	514	424	606	500	-	-	-	4,717	-2.8%	4,717
	2016	536	644	623	466	495	461	577	502	547	466	487	442	4,851	▼	6,246
Civil	2017	88	115	92	114	106	112	83	133	112	-	-	-	955	-2.2%	955
	2016	74	135	125	106	113	84	101	107	131	100	101	79	976	▼	1,256
Criminal	2017	222	221	237	246	220	215	166	229	186	-	-	-	1,942	7.0%	1,942
	2016	171	212	227	175	225	190	245	183	187	189	170	165	1,815	▲	2,339
Miscellaneous	2017	238	202	220	149	171	181	170	237	193	-	-	-	1,761	-12.6%	1,761
	2016	288	295	264	181	154	180	225	209	219	169	209	191	2,015	▼	2,584
Other	2017	6	4	9	5	8	6	5	7	9	-	-	-	59	31.1%	59
	2016	3	2	7	4	3	7	6	3	10	8	7	7	45	▲	67

Filings by Division & Case Category																
		Jan	Feb	Mar	Apr	May	Jun	Jul	Aug	Sep	Oct	Nov	Dec	Thru Sep	% Change	Total
Civil	Administrative Law	2017	-	-	-	1	2	1	-	1	-	-	-	5	0.0%	5
		2016	-	-	-	-	-	-	1	4	1	-	-	5	↔	6
	Contested Divorce	2017	24	34	10	31	19	18	20	21	-	-	-	193	7.8%	193
		2016	6	35	20	18	21	15	17	20	19	16	18	179	▲	232
	Domestic and Family - Level 1	2017	3	4	7	3	-	3	-	6	4	-	-	30	-66.7%	30
		2016	12	8	11	8	12	4	12	13	7	8	7	90	▼	112
	Domestic and Family - Level 2	2017	3	1	1	4	8	8	5	3	12	-	-	45	95.7%	45
		2016	-	4	5	3	3	-	2	1	5	5	3	23	▲	34
	General Civil - Level 1	2017	-	-	-	-	1	-	-	-	-	-	-	1	-80.0%	1
		2016	1	-	-	-	2	-	-	2	-	2	-	5	▼	7
	General Civil - Level 2	2017	13	13	24	10	20	18	28	14	-	-	-	156	35.7%	156
		2016	10	13	7	8	17	13	20	15	14	15	11	115	▲	155
	General Civil - Level 3	2017	8	7	3	11	11	15	3	11	5	-	-	74	2.8%	74
		2016	7	9	7	7	6	8	13	3	12	9	4	72	▲	93
Criminal	Probates/Wills & Trusts - Level 1	2017	-	-	1	1	-	-	1	-	-	-	-	3	0.0%	3
		2016	-	-	-	1	-	1	-	1	1	-	-	3	↔	4
	Probates/Wills & Trusts - Level 2	2017	4	3	2	3	3	1	3	5	1	-	-	25	-13.8%	25
		2016	3	3	7	3	-	5	2	4	2	3	2	29	▼	36
	Uncontested Divorce	2017	33	53	44	50	42	48	36	62	55	-	-	423	-7.0%	423
		2016	35	63	68	58	52	38	43	41	57	42	34	455	▼	577
	Capital Murder	2017	-	-	-	1	-	-	-	-	-	-	-	1	-50.0%	1
		2016	-	-	2	-	-	-	-	-	-	-	-	2	▼	2
	Felonies and Related Matters	2017	118	132	143	151	135	115	92	93	92	-	-	1,071	5.1%	1,071
		2016	101	113	103	113	112	108	159	98	112	108	94	1,019	▲	1,303
Miscellaneous	Misdemeanor	2017	92	81	79	83	72	88	64	124	84	-	-	767	13.0%	767
		2016	61	87	96	53	101	68	72	73	68	73	75	679	▲	889
	Other Criminally Related Matters	2017	12	8	15	11	13	12	10	12	10	-	-	103	-10.4%	103
		2016	9	12	26	9	12	14	14	12	7	8	13	115	▼	145
Other	Miscellaneous	2017	238	202	220	149	171	181	170	237	193	-	-	1,761	-12.6%	1,761
		2016	288	295	264	181	154	180	225	209	219	169	209	2,015	▼	2,584
	Other	2017	6	4	9	5	8	6	5	7	9	-	-	59	31.1%	59
		2016	3	2	7	4	3	7	6	3	10	8	7	45	▲	67

January 2016 -- September 2017 Filings

Dashboard

Court: King George Circuit

Start/End Date: Jan-16 / Sep-17

2016 Average Month: 96

Jan-Sep 2016: 874

Filings Trending: ↔

Circuit/Court ID: 15

215099

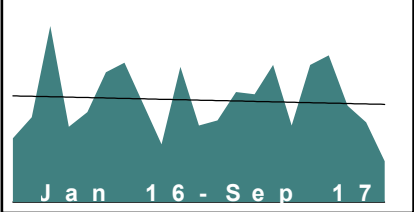
Type of Case: Filings

2017 Average Month:99

Jan-Sep 2017 : 890

Overall AVG. Month: 97

Monthly Filings Summary



Jan --- Sep Filings

890

2017

874

2016

Filings by Division																
		Jan	Feb	Mar	Apr	May	Jun	Jul	Aug	Sep	Oct	Nov	Dec	Thru Sep	% Change	Total
Total	2017	105	103	131	73	131	140	92	76	39	-	-	-	890	1.8%	890
	2016	61	81	168	72	86	124	133	94	55	129	73	78	874	▲	1,154
Civil	2017	10	17	17	20	6	30	12	14	10	-	-	-	136	-13.4%	136
	2016	19	20	15	20	14	12	28	13	16	11	15	8	157	▼	191
Criminal	2017	89	77	108	45	109	104	71	55	25	-	-	-	683	5.9%	683
	2016	39	56	130	44	67	108	95	75	31	111	51	64	645	▲	871
Miscellaneous	2017	6	9	5	7	14	6	9	7	4	-	-	-	67	-5.6%	67
	2016	3	5	23	8	5	4	9	6	8	7	7	6	71	▼	91
Other	2017	-	-	1	1	2	-	-	-	-	-	-	-	4	300.0%	4
	2016	-	-	-	-	-	-	1	-	-	-	-	-	1	▲	1

Filings by Division & Case Category																
		Jan	Feb	Mar	Apr	May	Jun	Jul	Aug	Sep	Oct	Nov	Dec	Thru Sep	% Change	Total
Civil	Administrative Law	2017	-	1	-	1	-	1	-	-	-	-	-	3	50.0%	3
		2016	-	1	-	-	1	-	-	-	-	-	-	2	▲	2
	Contested Divorce	2017	1	6	1	3	1	6	4	2	2	-	-	26	-3.7%	26
		2016	6	6	1	2	1	3	3	4	1	1	3	27	▼	32
	Domestic and Family - Level 1	2017	-	-	5	-	-	-	1	1	-	-	-	7	-74.1%	7
		2016	5	1	2	6	1	-	8	-	4	2	1	27	▼	32
	Domestic and Family - Level 2	2017	-	3	4	-	-	3	-	1	-	-	-	11	57.1%	11
		2016	-	1	-	2	-	-	2	1	1	-	1	7	▲	8
	General Civil - Level 1	2017	-	-	-	-	-	2	1	-	-	-	-	3	200.0%	3
		2016	-	-	-	-	-	-	1	-	-	-	-	1	▲	1
	General Civil - Level 2	2017	3	-	1	3	1	5	3	5	-	-	-	26	-13.3%	26
		2016	5	4	4	1	3	4	3	3	3	7	2	30	▼	42
	General Civil - Level 3	2017	4	2	1	6	-	4	-	-	-	-	-	17	41.7%	17
		2016	1	1	1	2	1	2	4	-	-	1	2	12	▲	15
Criminal	Probates/Wills & Trusts - Level 1	2017	-	-	-	-	-	-	-	-	-	-	-	0	-100.0%	0
		2016	-	1	-	-	1	-	1	-	-	-	-	3	▼	3
	Probates/Wills & Trusts - Level 2	2017	2	-	-	3	-	1	1	-	1	-	-	8	-20.0%	8
		2016	1	1	1	1	-	2	2	-	2	1	-	10	▼	11
	Uncontested Divorce	2017	-	5	5	4	4	8	2	5	2	-	-	35	-7.9%	35
		2016	1	4	6	6	6	1	6	3	5	3	1	38	▼	45
	Capital Murder	2017	-	-	-	-	-	-	-	1	-	-	-	1	1	1
		2016	-	-	-	-	-	-	-	-	-	-	-	0	↔	0
	Felonies and Related Matters	2017	61	56	91	32	67	81	46	31	17	-	-	482	11.6%	482
		2016	22	36	100	32	38	79	60	42	23	77	24	432	▲	576
Miscellaneous	Misdemeanor	2017	28	20	17	12	41	22	24	23	6	-	-	193	-4.0%	193
		2016	16	20	28	11	28	28	35	29	6	34	23	201	▼	276
Other	Other Criminally Related Matters	2017	-	1	-	1	1	1	1	1	-	-	-	7	-41.7%	7
		2016	1	-	2	1	1	1	4	2	-	4	3	12	▼	19
Other	Miscellaneous	2017	6	9	5	7	14	6	9	7	4	-	-	67	-5.6%	67
		2016	3	5	23	8	5	4	9	6	8	7	6	71	▼	91
Other	Other	2017	-	-	1	1	2	-	-	-	-	-	-	4	300.0%	4
		2016	-	-	-	-	-	1	-	-	-	-	-	1	▲	1

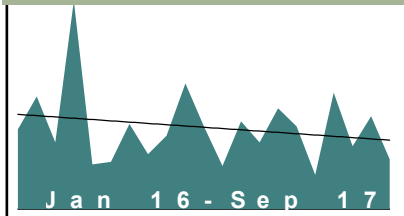
January 2016 -- September 2017 Filings

Dashboard

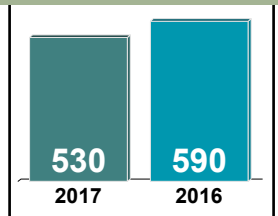
Court: Lancaster Circuit
 Start/End Date: Jan-16 / Sep-17
 2016 Average Month: 65
 Jan-Sep 2016: 590
 Filings Trending: ▼

Circuit/Court ID: 15
 215103
 Type of Case: Filings
 2017 Average Month: 59
 Jan-Sep 2017 : 530
 Overall AVG. Month: 62

Monthly Filings Summary



Jan --- Sep Filings



Filings by Division

		Jan	Feb	Mar	Apr	May	Jun	Jul	Aug	Sep	Oct	Nov	Dec	Thru Sep	% Change	Total
Total	2017	67	51	77	63	26	89	48	71	38	-	-	-	530	-10.2%	530
	2016	61	86	51	159	34	36	65	42	56	96	63	33	590	▼	782
Civil	2017	6	3	22	11	5	9	6	10	10	-	-	-	82	9.3%	82
	2016	6	20	11	9	5	6	6	5	7	7	13	7	75	▲	102
Criminal	2017	34	14	28	23	9	50	19	21	18	-	-	-	216	-23.7%	216
	2016	24	22	9	130	12	17	32	7	30	62	21	6	283	▼	372
Miscellaneous	2017	21	32	27	24	12	26	23	35	9	-	-	-	209	-0.9%	209
	2016	30	42	27	19	15	11	23	27	17	26	27	16	211	▼	280
Other	2017	6	2	-	5	-	4	-	5	1	-	-	-	23	9.5%	23
	2016	1	2	4	1	2	2	4	3	2	1	2	4	21	▲	28

Filings by Division & Case Category

		Jan	Feb	Mar	Apr	May	Jun	Jul	Aug	Sep	Oct	Nov	Dec	Thru Sep	% Change	Total
Civil	Administrative Law	2017	-	-	-	-	-	-	-	1	-	-	-	1	1	1
		2016	-	-	-	-	-	-	-	-	-	-	-	0	↔	0
	Contested Divorce	2017	-	1	1	-	-	-	-	-	-	-	-	2	-81.8%	2
		2016	-	1	1	2	-	2	3	1	-	-	1	11	▼	12
	Domestic and Family - Level 1	2017	-	-	-	-	-	-	-	-	-	-	-	0	-100.0%	0
		2016	-	-	-	-	1	-	-	-	2	-	-	1	▼	3
	Domestic and Family - Level 2	2017	-	-	-	-	-	1	1	-	-	-	-	2	100.0%	2
		2016	-	-	-	-	-	1	-	-	-	1	-	1	▲	2
	General Civil - Level 1	2017	-	-	2	-	-	2	1	-	1	-	-	6	500.0%	6
		2016	-	-	-	1	-	-	-	-	-	-	1	1	▲	2
	General Civil - Level 2	2017	3	-	4	4	2	3	1	2	4	-	-	23	4.5%	23
		2016	4	4	2	2	4	1	1	2	3	2	4	22	▲	31
	General Civil - Level 3	2017	1	1	11	2	1	2	1	5	3	-	-	27	8.0%	27
		2016	1	12	6	3	1	-	1	-	1	5	-	25	▲	31
Criminal	Probates/Wills & Trusts - Level 1	2017	-	-	-	1	-	-	-	-	-	-	-	1	0.0%	1
		2016	1	-	-	-	-	-	-	-	-	-	-	1	↔	1
	Probates/Wills & Trusts - Level 2	2017	-	-	-	-	-	-	-	1	-	-	-	1	0.0%	1
		2016	-	-	-	-	1	-	-	-	-	3	-	1	↔	4
	Protective Orders	2017	-	-	-	-	-	-	-	-	-	-	-	0	-100.0%	0
		2016	-	-	-	1	-	-	-	-	-	-	-	1	▼	1
	Uncontested Divorce	2017	2	1	4	4	2	2	2	-	-	-	-	19	72.7%	19
		2016	-	3	2	-	-	-	3	3	1	2	1	11	▲	15
	Felonies and Related Matters	2017	17	14	22	16	4	32	17	16	15	-	-	153	-18.6%	153
		2016	23	11	6	81	8	12	21	4	22	53	12	188	▼	259
Miscellaneous	Misdemeanor	2017	17	-	6	7	5	17	2	4	3	-	-	61	-31.5%	61
		2016	1	11	2	49	4	5	8	2	7	9	8	89	▼	106
	Other Criminally Related Matters	2017	-	-	-	-	-	1	-	1	-	-	-	2	-66.7%	2
		2016	-	-	1	-	-	-	3	1	1	-	1	6	▼	7
Other	Miscellaneous	2017	21	32	27	24	12	26	23	35	9	-	-	209	-0.9%	209
		2016	30	42	27	19	15	11	23	27	17	26	27	211	▼	280
Other	Other	2017	6	2	-	5	-	4	-	5	1	-	-	23	9.5%	23
		2016	1	2	4	1	2	2	4	3	2	1	2	21	▲	28

January 2016 -- September 2017 Filings

Dashboard

Court: Northumberland Circuit

Circuit/Court ID: 15

Start/End Date: Jan-16 / Sep-17

215133

2016 Average Month: 67

Type of Case: Filings

Jan-Sep 2016: 578

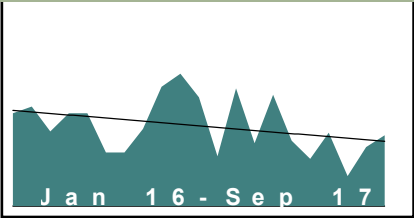
2017 Average Month:54

Filings Trending: ▼

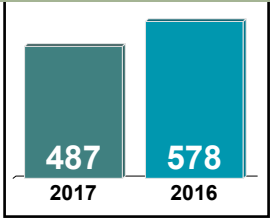
Jan-Sep 2017 : 487

Overall AVG. Month: 61

Monthly Filings Summary



Jan --- Sep Filings



Filings by Division																
		Jan	Feb	Mar	Apr	May	Jun	Jul	Aug	Sep	Oct	Nov	Dec	Thru Sep	% Change	Total
Total	2017	90	48	85	50	36	56	23	45	54	-	-	-	487	-15.7%	487
	2016	71	76	57	71	71	41	41	59	91	101	83	38	578	▼	800
Civil	2017	5	8	9	11	9	5	7	5	12	-	-	-	71	36.5%	71
	2016	5	6	4	9	5	5	4	10	4	6	7	3	52	▲	68
Criminal	2017	57	19	41	22	11	29	4	20	16	-	-	-	219	-32.2%	219
	2016	29	37	31	46	51	16	13	32	68	69	50	18	323	▼	460
Miscellaneous	2017	28	21	33	17	16	20	11	19	26	-	-	-	191	-3.5%	191
	2016	36	33	22	16	15	20	21	16	19	26	26	15	198	▼	265
Other	2017	-	-	2	-	-	2	1	1	-	-	-	-	6	20.0%	6
	2016	1	-	-	-	-	-	3	1	-	-	-	2	5	▲	7

Filings by Division & Case Category																
		Jan	Feb	Mar	Apr	May	Jun	Jul	Aug	Sep	Oct	Nov	Dec	Thru Sep	% Change	Total
Civil	Contested Divorce	2017	1	1	2	1	1	1	3	1	-	-	-	12	33.3%	12
		2016	1	2	1	3	-	-	1	1	1	1	-	9	▲	11
	Domestic and Family - Level 1	2017	-	-	-	-	-	-	-	-	-	-	-	0	-100.0%	0
		2016	-	1	-	-	-	3	-	-	1	-	1	4	▼	6
	Domestic and Family - Level 2	2017	-	-	-	1	-	-	1	2	-	-	-	4	-33.3%	4
		2016	1	-	-	3	-	-	2	-	-	-	-	6	▼	6
	General Civil - Level 1	2017	-	2	-	-	-	-	-	-	-	-	-	2	2	2
		2016	-	-	-	-	-	-	-	-	-	-	-	0	↔	0
	General Civil - Level 2	2017	3	3	2	5	2	-	1	-	2	-	-	18	100.0%	18
		2016	2	2	-	-	2	1	2	-	-	3	2	9	▲	14
	General Civil - Level 3	2017	1	1	1	2	1	2	3	-	5	-	-	16	128.6%	16
		2016	-	-	-	1	1	1	3	-	1	1	-	7	▲	9
Criminal	Probates/Wills & Trusts - Level 1	2017	-	-	-	-	1	-	-	-	-	-	-	1	1	1
		2016	-	-	-	-	-	-	-	-	-	-	-	0	↔	0
	Probates/Wills & Trusts - Level 2	2017	-	-	1	-	1	-	-	-	-	-	-	2	2	2
		2016	-	-	-	-	-	-	-	-	-	-	-	0	↔	0
	Uncontested Divorce	2017	-	1	3	2	3	2	1	2	-	-	-	16	-5.9%	16
		2016	1	1	3	2	2	-	5	3	3	2	-	17	▼	22
Miscellaneous	Felonies and Related Matters	2017	45	16	33	20	10	21	13	13	-	-	-	172	-35.8%	172
		2016	24	36	29	33	44	13	25	54	26	43	10	268	▼	347
	Misdemeanor	2017	8	3	8	2	1	6	1	5	1	-	-	35	-12.5%	35
		2016	3	1	1	10	7	2	3	2	11	40	6	40	▼	94
	Other Criminally Related Matters	2017	4	-	-	-	-	2	2	2	-	-	-	12	-20.0%	12
		2016	2	-	1	3	-	1	-	5	3	1	-	15	▼	19
Other	Miscellaneous	2017	28	21	33	17	16	20	11	19	26	-	-	191	-3.5%	191
		2016	36	33	22	16	15	20	21	16	19	26	15	198	▼	265
	Other	2017	-	-	2	-	-	2	1	1	-	-	-	6	20.0%	6
		2016	1	-	-	-	-	-	3	1	-	-	2	5	▲	7

January 2016 -- September 2017 Filings

Dashboard

Court: Richmond County Circuit

Circuit/Court ID: 15

Start/End Date: Jan-16 / Sep-17

215159

2016 Average Month: 56

Type of Case: Filings

Jan-Sep 2016: 527

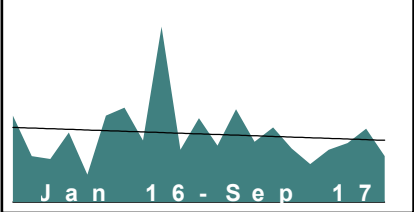
2017 Average Month:47

Filings Trending: ▼

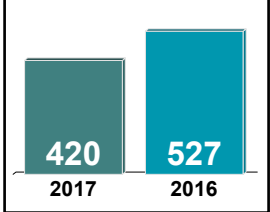
Jan-Sep 2017 : 420

Overall AVG. Month: 52

Monthly Filings Summary



Jan --- Sep Filings



Filings by Division																
		Jan	Feb	Mar	Apr	May	Jun	Jul	Aug	Sep	Oct	Nov	Dec	Thru Sep	% Change	Total
Total	2017	71	46	57	41	29	40	45	56	35	-	-	-	420	-20.3%	420
	2016	66	35	33	53	21	66	72	47	134	40	64	43	527	▼	674
Civil	2017	1	1	7	5	3	4	2	11	6	-	-	-	40	48.1%	40
	2016	1	4	4	3	3	4	2	4	2	1	5	1	27	▲	34
Criminal	2017	25	26	7	18	6	3	17	22	15	-	-	-	139	-36.2%	139
	2016	10	7	4	31	1	28	16	25	96	20	35	19	218	▼	292
Miscellaneous	2017	12	14	29	9	12	17	12	15	13	-	-	-	133	9.0%	133
	2016	14	12	16	8	12	17	12	13	18	8	18	18	122	▲	166
Other	2017	33	5	14	9	8	16	14	8	1	-	-	-	108	-32.5%	108
	2016	41	12	9	11	5	17	42	5	18	11	6	5	160	▼	182

Filings by Division & Case Category																
		Jan	Feb	Mar	Apr	May	Jun	Jul	Aug	Sep	Oct	Nov	Dec	Thru Sep	% Change	Total
Civil	Administrative Law	2017	-	-	1	-	-	-	-	-	-	-	-	1	0.0%	1
		2016	-	-	-	1	-	-	-	-	-	-	-	1	↔	1
	Contested Divorce	2017	-	-	1	1	-	-	2	2	-	-	-	6	500.0%	6
		2016	-	-	-	1	-	-	-	-	-	1	-	1	▲	2
	Domestic and Family - Level 1	2017	-	-	-	-	-	1	1	-	-	-	-	2	-60.0%	2
		2016	-	1	1	1	-	-	2	-	-	-	-	5	▼	5
	Domestic and Family - Level 2	2017	-	-	-	-	-	1	1	-	-	-	-	2	100.0%	2
		2016	-	-	-	-	-	-	1	-	-	-	-	1	▲	1
	General Civil - Level 2	2017	-	1	2	-	1	2	4	3	-	-	-	15	87.5%	15
		2016	-	1	1	-	2	2	-	1	-	2	-	8	▲	10
Criminal	General Civil - Level 3	2017	1	-	1	2	-	-	2	1	-	-	-	7	40.0%	7
		2016	-	1	2	-	1	1	-	-	-	2	1	5	▲	8
	Probates/Wills & Trusts - Level 2	2017	-	-	1	1	-	-	1	-	-	-	-	3	50.0%	3
		2016	-	-	-	-	1	-	1	-	-	-	-	2	▲	2
	Uncontested Divorce	2017	-	-	1	1	2	-	-	-	-	-	-	4	0.0%	4
		2016	1	1	-	-	1	-	-	1	1	-	-	4	↔	5
	Felonies and Related Matters	2017	18	23	5	11	3	-	14	13	12	-	-	99	-39.6%	99
		2016	6	3	1	18	1	20	12	14	89	18	25	164	▼	224
	Misdemeanor	2017	6	3	1	-	1	2	1	5	2	-	-	21	-50.0%	21
Miscellaneous		2016	4	3	1	10	-	7	3	9	5	1	3	42	▼	46
	Other Criminally Related Matters	2017	1	-	1	7	2	1	2	4	1	-	-	19	58.3%	19
		2016	-	1	2	3	-	1	1	2	2	1	7	12	▲	22
	Miscellaneous	2017	12	14	29	9	12	17	12	15	13	-	-	133	9.0%	133
		2016	14	12	16	8	12	17	12	13	18	8	18	122	▲	166
	Other	2017	33	5	14	9	8	16	14	8	1	-	-	108	-32.5%	108
		2016	41	12	9	11	5	17	42	5	18	11	6	160	▼	182

January 2016 -- September 2017 Filings

Dashboard

Court: Spotsylvania Circuit

Start/End Date: Jan-16 / Sep-17

2016 Average Month: 646

Jan-Sep 2016: 5,986

Filings Trending: ▼

Circuit/Court ID: 15

215177


Type of Case: Filings

2017 Average Month: 645

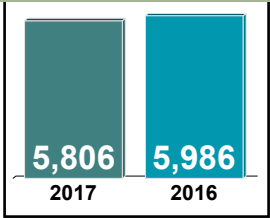
Jan-Sep 2017 : 5,806

Overall AVG. Month: 646

Monthly Filings Summary



Jan --- Sep Filings



Filings by Division																
		Jan	Feb	Mar	Apr	May	Jun	Jul	Aug	Sep	Oct	Nov	Dec	Thru Sep	% Change	Total
Total	2017	606	645	667	494	688	606	597	775	728	-	-	-	5,806	-3.0%	5,806
	2016	1,229	588	711	644	491	621	572	510	620	626	593	550	5,986	▼	7,755
Civil	2017	68	77	89	80	89	82	93	101	105	-	-	-	784	2.5%	784
	2016	62	87	107	86	72	60	112	81	98	97	102	96	765	▲	1,060
Criminal	2017	186	289	291	217	342	263	275	429	348	-	-	-	2,640	28.8%	2,640
	2016	156	162	272	326	198	291	205	177	263	241	214	198	2,050	▲	2,703
Miscellaneous	2017	276	269	279	189	246	238	214	236	234	-	-	-	2,181	-6.8%	2,181
	2016	285	322	319	225	208	247	245	243	247	276	263	248	2,341	▼	3,128
Other	2017	76	10	8	8	11	23	15	9	41	-	-	-	201	-75.8%	201
	2016	726	17	13	7	13	23	10	9	12	12	14	8	830	▼	864

Filings by Division & Case Category																
		Jan	Feb	Mar	Apr	May	Jun	Jul	Aug	Sep	Oct	Nov	Dec	Thru Sep	% Change	Total
Civil	Administrative Law	2017	-	-	2	1	-	3	3	-	1	-	-	10	42.9%	10
		2016	-	-	-	1	1	-	1	3	1	2	1	7	▲	11
	Contested Divorce	2017	17	12	14	9	8	8	19	7	-	-	-	102	54.5%	102
		2016	7	6	8	8	5	8	11	5	9	9	7	66	▲	91
	Domestic and Family - Level 1	2017	4	11	5	-	6	1	5	9	-	-	-	51	-74.6%	51
		2016	15	29	28	38	15	10	18	19	31	38	44	201	▼	314
	Domestic and Family - Level 2	2017	9	4	9	8	7	6	40	10	36	-	-	129	115.0%	129
		2016	-	5	13	4	1	4	17	10	6	7	3	60	▲	72
	General Civil - Level 1	2017	-	-	-	1	-	1	-	-	-	-	-	2	-71.4%	2
		2016	-	-	2	-	-	-	4	-	1	-	2	7	▼	10
	General Civil - Level 2	2017	14	12	14	24	18	27	8	23	19	-	-	159	27.2%	159
		2016	8	10	19	10	15	14	18	13	18	11	12	125	▲	158
	General Civil - Level 3	2017	3	11	9	3	11	10	4	9	4	-	-	64	-13.5%	64
		2016	7	10	7	6	12	3	7	5	17	10	9	74	▼	101
Criminal	Probates/Wills & Trusts - Level 1	2017	-	-	-	-	-	-	-	-	-	-	-	0	-100.0%	0
		2016	-	2	-	-	-	-	-	-	-	-	-	2	▼	2
	Probates/Wills & Trusts - Level 2	2017	5	6	2	2	12	1	6	3	4	-	-	41	13.9%	41
		2016	2	9	1	4	6	4	3	3	4	7	8	36	▲	52
	Protective Orders	2017	-	-	-	-	-	-	-	-	-	-	-	0	-100.0%	0
		2016	-	-	2	-	-	-	3	-	-	-	-	5	▼	5
	Uncontested Divorce	2017	16	21	34	32	27	25	19	27	25	-	-	226	24.2%	226
		2016	23	16	27	15	14	20	22	20	25	20	21	182	▲	244
	Capital Murder	2017	-	-	1	-	-	-	-	-	-	-	-	1	1	1
		2016	-	-	-	-	-	-	-	-	-	2	-	0	↔	2
Criminal	Felonies and Related Matters	2017	131	205	210	164	254	182	206	306	277	-	-	1,935	29.8%	1,935
		2016	114	106	172	269	132	216	152	127	203	182	162	1,491	▲	1,983
	Misdemeanor	2017	45	69	68	39	68	66	63	108	67	-	-	593	25.6%	593
		2016	38	47	85	51	57	60	42	39	53	47	40	472	▲	598
	Other Criminally Related Matters	2017	10	15	12	14	20	15	6	15	4	-	-	111	27.6%	111
		2016	4	9	15	6	9	15	11	11	7	12	10	87	▲	120
Miscellaneous		2017	276	269	279	189	246	238	214	236	234	-	-	2,181	-6.8%	2,181
		2016	285	322	319	225	208	247	245	243	247	276	263	2,341	▼	3,128
Other		2017	76	10	8	8	11	23	15	9	41	-	-	201	-75.8%	201
		2016	726	17	13	7	13	23	10	9	12	12	14	830	▼	864

January 2016 -- September 2017 Filings

Dashboard

Court: Stafford Circuit

Circuit/Court ID: 15

Start/End Date: Jan-16 / Sep-17

215179

2016 Average Month: 711

Type of Case: Filings

Jan-Sep 2016: 6,383

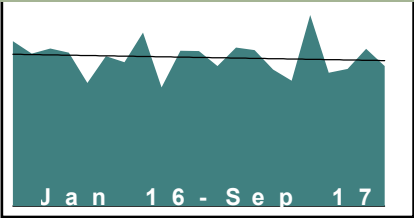
2017 Average Month:708

Filings Trending: ⇌

Jan-Sep 2017 : 6,372

Overall AVG. Month: 710

Monthly Filings Summary



Jan --- Sep Filings

6,372

2017

6,383

2016

Filings by Division																
		Jan	Feb	Mar	Apr	May	Jun	Jul	Aug	Sep	Oct	Nov	Dec	Thru Sep	% Change	Total
Total	2017	756	745	652	598	912	636	654	750	669	-	-	-	6,372	-0.2%	6,372
	2016	787	728	752	732	588	716	686	828	566	741	740	668	6,383	▼	8,532
Civil	2017	68	71	84	84	84	79	74	88	86	-	-	-	718	-4.5%	718
	2016	62	78	103	76	92	91	70	88	92	77	91	80	752	▼	1,000
Criminal	2017	414	404	278	287	570	288	324	384	309	-	-	-	3,258	4.9%	3,258
	2016	409	329	275	410	273	356	353	455	247	397	339	328	3,107	▲	4,171
Miscellaneous	2017	270	270	290	226	257	268	256	278	273	-	-	-	2,388	-5.1%	2,388
	2016	315	321	373	246	222	268	262	285	225	267	310	260	2,517	▼	3,354
Other	2017	4	-	-	1	1	1	-	-	1	-	-	-	8	14.3%	8
	2016	1	-	1	-	1	1	1	-	2	-	-	-	7	▲	7

Filings by Division & Case Category																
		Jan	Feb	Mar	Apr	May	Jun	Jul	Aug	Sep	Oct	Nov	Dec	Thru Sep	% Change	Total
Civil	Administrative Law	2017	1	1	1	2	1	2	1	2	-	-	-	12	0.0%	12
		2016	2	-	1	1	2	1	2	2	2	1	1	12	⇌	16
	Contested Divorce	2017	13	10	16	11	10	11	9	10	7	-	-	97	9.0%	97
		2016	6	8	14	15	7	10	13	10	6	8	15	89	▲	122
	Domestic and Family - Level 1	2017	7	7	7	9	7	4	5	9	7	-	-	62	-31.9%	62
		2016	3	13	8	9	10	11	13	3	21	13	13	91	▼	135
	Domestic and Family - Level 2	2017	1	2	7	11	5	5	6	5	4	-	-	46	43.8%	46
		2016	1	4	2	2	4	2	9	6	4	4	10	32	▲	50
	General Civil - Level 1	2017	1	-	1	-	2	3	1	2	5	-	-	15	150.0%	15
		2016	-	-	1	-	1	-	1	2	2	1	-	6	▲	9
	General Civil - Level 2	2017	8	21	17	15	16	23	14	11	21	-	-	146	-12.0%	146
		2016	12	12	25	16	21	26	18	17	19	14	13	166	▼	205
	General Civil - Level 3	2017	10	5	4	5	10	9	11	8	14	-	-	76	-9.5%	76
		2016	11	9	11	8	11	7	5	15	7	10	15	84	▼	116
Criminal	Probates/Wills & Trusts - Level 1	2017	-	-	-	1	-	-	-	-	-	-	-	1	-50.0%	1
		2016	-	1	-	-	-	1	-	-	-	-	-	2	▼	2
	Probates/Wills & Trusts - Level 2	2017	1	2	3	2	5	1	6	6	3	-	-	29	20.8%	29
		2016	2	4	3	1	2	1	4	4	3	4	4	24	▲	32
	Uncontested Divorce	2017	26	23	28	28	28	21	21	35	24	-	-	234	-4.9%	234
		2016	25	27	38	24	34	32	13	27	26	20	22	246	▼	313
	Capital Murder	2017	-	-	-	-	-	-	-	-	-	-	-	0	0	0
		2016	-	-	-	-	-	-	-	-	4	-	-	0	⇌	4
	Felonies and Related Matters	2017	281	264	176	178	407	192	195	228	182	-	-	2,103	1.8%	2,103
		2016	263	206	148	276	176	252	246	327	172	257	239	2,066	▲	2,762
	Misdemeanor	2017	113	128	84	92	141	79	112	126	93	-	-	968	5.8%	968
		2016	132	112	110	118	81	91	88	119	64	117	76	915	▲	1,218
	Other Criminally Related Matters	2017	20	12	18	17	22	17	17	30	34	-	-	187	48.4%	187
		2016	14	11	17	16	16	13	19	9	11	19	24	126	▲	187
Miscellaneous	2017	270	270	290	226	257	268	256	278	273	-	-	-	2,388	-5.1%	2,388
	2016	315	321	373	246	222	268	262	285	225	267	310	260	2,517	▼	3,354
Other	2017	4	-	-	1	1	1	-	-	1	-	-	-	8	14.3%	8
	2016	1	-	1	-	1	1	1	-	2	-	-	-	7	▲	7

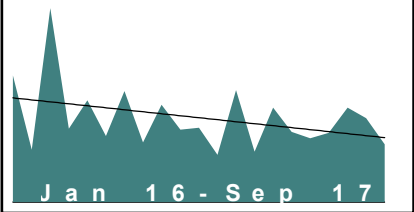
January 2016 -- September 2017 Filings

Dashboard

Court: Westmoreland Circuit
Start/End Date: Jan-16 / Sep-17
2016 Average Month: 86
Jan-Sep 2016: 842
Filings Trending: ▼

Circuit/Court ID: 15
215193
Type of Case: Filings
2017 Average Month: 74
Jan-Sep 2017 : 664
Overall AVG. Month: 81

Monthly Filings Summary



Jan --- Sep Filings

664

2017

842

2016

Filings by Division																
		Jan	Feb	Mar	Apr	May	Jun	Jul	Aug	Sep	Oct	Nov	Dec	Thru Sep	% Change	Total
Total	2017	107	48	90	67	61	66	90	80	55	-	-	-	664	-21.1%	664
	2016	121	50	185	70	97	63	106	57	93	69	71	45	842	▼	1,027
Civil	2017	14	4	7	9	8	10	8	8	6	-	-	-	74	-20.4%	74
	2016	6	9	7	8	10	10	26	10	7	11	9	5	93	▼	118
Criminal	2017	68	15	48	37	22	18	58	35	31	-	-	-	332	-32.5%	332
	2016	74	10	141	45	55	33	50	29	55	32	22	21	492	▼	567
Miscellaneous	2017	25	27	34	20	30	33	23	37	18	-	-	-	247	-1.6%	247
	2016	40	29	36	17	31	19	30	18	31	26	40	18	251	▼	335
Other	2017	-	2	1	1	1	5	1	-	-	-	-	-	11	83.3%	11
	2016	1	2	1	-	1	1	-	-	-	-	-	1	6	▲	7

Filings by Division & Case Category																
		Jan	Feb	Mar	Apr	May	Jun	Jul	Aug	Sep	Oct	Nov	Dec	Thru Sep	% Change	Total
Civil	Contested Divorce	2017	2	-	-	5	2	2	1	-	-	-	-	12	140.0%	12
		2016	-	-	1	2	-	1	-	-	-	-	-	5	▲	5
	Domestic and Family - Level 1	2017	1	-	1	-	-	1	-	-	-	-	-	3	-70.0%	3
		2016	-	-	-	1	-	6	3	-	9	3	1	10	▼	23
	Domestic and Family - Level 2	2017	-	-	-	-	-	-	-	-	-	-	-	0	-100.0%	0
		2016	-	-	-	-	2	-	-	-	-	-	-	2	▼	2
	General Civil - Level 1	2017	-	-	-	-	1	1	-	-	-	-	-	2	2	2
		2016	-	-	-	-	-	-	-	-	-	-	-	0	↔	0
	General Civil - Level 2	2017	3	2	-	-	3	-	3	3	-	-	-	17	-45.2%	17
		2016	2	6	5	1	7	2	1	4	1	1	1	31	▼	34
	General Civil - Level 3	2017	2	1	-	2	-	2	4	1	-	-	-	14	-50.0%	14
		2016	3	-	-	2	-	4	17	2	-	-	3	28	▼	31
Criminal	Probates/Wills & Trusts - Level 2	2017	-	-	-	1	1	1	-	1	-	-	-	4	100.0%	4
		2016	-	1	-	-	-	1	-	-	1	2	-	2	▲	5
	Uncontested Divorce	2017	6	1	6	1	1	3	2	-	2	-	-	22	46.7%	22
		2016	1	2	1	2	1	2	-	5	1	-	3	15	▲	18
	Felonies and Related Matters	2017	57	7	20	37	9	8	42	25	23	-	-	228	-41.2%	228
		2016	52	7	135	30	50	24	35	13	42	18	13	388	▼	432
	Misdemeanor	2017	8	5	7	-	4	4	9	6	6	-	-	49	-25.8%	49
		2016	16	2	5	7	4	8	9	5	10	9	7	66	▼	90
	Other Criminally Related Matters	2017	3	3	21	-	9	6	7	4	2	-	-	55	44.7%	55
		2016	6	1	1	8	1	1	6	11	3	5	2	38	▲	45
	Miscellaneous	2017	25	27	34	20	30	33	23	37	18	-	-	247	-1.6%	247
		2016	40	29	36	17	31	19	30	18	31	26	40	251	▼	335
	Other	2017	-	2	1	1	1	5	1	-	-	-	-	11	83.3%	11
		2016	1	2	1	-	1	1	-	-	-	-	1	6	▲	7

January 2016 -- September 2017 Filings

Dashboard

Court: Fredericksburg Circuit

Circuit/Court ID: 15

Start/End Date: Jan-16 / Sep-17

215630

2016 Average Month: 317

Type of Case: Filings

Jan-Sep 2016: 2,913

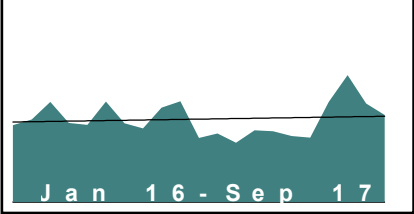
2017 Average Month:316

Filings Trending: ↔

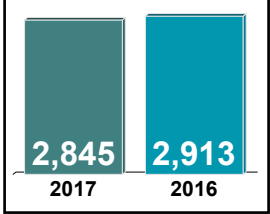
Jan-Sep 2017 : 2,845

Overall AVG. Month: 317

Monthly Filings Summary



Jan --- Sep Filings



Filings by Division																
		Jan	Feb	Mar	Apr	May	Jun	Jul	Aug	Sep	Oct	Nov	Dec	Thru Sep	% Change	Total
Total	2017	226	274	271	252	246	383	485	376	332	-	-	-	2,845	-2.3%	2,845
	2016	293	315	382	302	295	384	301	281	360	385	245	262	2,913	▼	3,805
Civil	2017	25	20	41	42	32	110	140	84	83	-	-	-	577	-25.1%	577
	2016	58	91	98	68	114	99	64	72	106	51	51	80	770	▼	952
Criminal	2017	156	207	172	179	167	221	297	237	179	-	-	-	1,815	5.0%	1,815
	2016	182	166	246	192	143	237	190	168	204	298	163	153	1,728	▲	2,342
Miscellaneous	2017	43	45	56	29	45	44	45	53	68	-	-	-	428	10.0%	428
	2016	52	55	37	39	38	44	37	41	46	33	30	26	389	▲	478
Other	2017	2	2	2	2	2	8	3	2	2	-	-	-	25	-3.8%	25
	2016	1	3	1	3	-	4	10	-	4	3	1	3	26	▼	33

Filings by Division & Case Category																
		Jan	Feb	Mar	Apr	May	Jun	Jul	Aug	Sep	Oct	Nov	Dec	Thru Sep	% Change	Total
Civil	Administrative Law	2017	-	-	-	-	1	-	3	1	-	-	-	5	66.7%	5
		2016	-	1	-	1	-	-	-	-	1	-	2	3	▲	6
	Contested Divorce	2017	1	3	6	3	2	22	10	12	9	-	-	68	-30.6%	68
		2016	6	11	15	11	18	5	12	8	12	4	4	98	▼	111
	Domestic and Family - Level 1	2017	1	-	-	1	3	2	2	4	-	-	-	15	-83.0%	15
		2016	2	13	4	6	1	34	3	6	19	1	-	88	▼	120
	Domestic and Family - Level 2	2017	14	-	10	10	-	1	58	11	10	-	-	114	-45.7%	114
		2016	11	20	23	9	51	25	14	26	31	25	23	210	▼	283
	General Civil - Level 1	2017	-	1	2	-	1	1	4	3	-	-	-	12	9.1%	12
		2016	-	1	1	-	1	3	2	1	1	1	1	11	▲	14
	General Civil - Level 2	2017	4	2	6	11	10	23	16	16	18	-	-	106	47.2%	106
		2016	8	7	4	8	6	10	11	10	8	5	4	72	▲	87
	General Civil - Level 3	2017	2	5	6	5	5	18	16	16	16	-	-	89	78.0%	89
		2016	4	5	6	5	5	1	7	12	5	8	4	50	▲	67
Criminal	Probates/Wills & Trusts - Level 1	2017	-	-	-	-	-	-	-	1	-	-	-	1	1	1
		2016	-	-	-	-	-	-	-	-	-	-	-	0	↔	0
	Probates/Wills & Trusts - Level 2	2017	-	1	3	2	1	-	-	3	2	-	-	12	33.3%	12
		2016	-	-	1	1	1	2	-	4	1	-	-	9	▲	10
	Uncontested Divorce	2017	3	8	8	10	10	42	34	18	22	-	-	155	-32.3%	155
		2016	27	33	44	27	30	15	21	13	19	8	11	229	▼	254
	Felonies and Related Matters	2017	99	152	120	139	127	170	221	175	142	-	-	1,345	5.6%	1,345
		2016	109	107	202	153	109	182	137	122	153	216	113	1,274	▲	1,714
	Misdemeanor	2017	56	48	45	38	32	44	70	55	33	-	-	421	0.7%	421
Miscellaneous		2016	70	51	39	35	31	51	50	42	49	76	44	418	▲	577
	Other Criminally Related Matters	2017	1	7	7	2	8	7	6	7	4	-	-	49	36.1%	49
		2016	3	8	5	4	3	4	3	4	2	6	6	36	▲	51
	Miscellaneous	2017	43	45	56	29	45	44	45	53	68	-	-	428	10.0%	428
		2016	52	55	37	39	38	44	37	41	46	33	30	389	▲	478
	Other	2017	2	2	2	2	2	8	3	2	2	-	-	25	-3.8%	25
		2016	1	3	1	3	-	4	10	-	4	3	1	26	▼	33

January 2016 -- September 2017 Filings

Dashboard

Court: Albemarle Circuit

Start/End Date: Jan-16 / Sep-17

2016 Average Month: 320

Jan-Sep 2016: 2,894

Filings Trending: ▲

Circuit/Court ID: 16

216003


Type of Case: Filings

2017 Average Month:341

Jan-Sep 2017 : 3,070

Overall AVG. Month: 329

Monthly Filings Summary



Jan 16 - Sep 17

Jan --- Sep Filings

3,070

2,894

2017

2016

Filings by Division																
		Jan	Feb	Mar	Apr	May	Jun	Jul	Aug	Sep	Oct	Nov	Dec	Thru Sep	% Change	Total
Total	2017	341	362	366	296	283	414	307	357	344	-	-	-	3,070	6.1%	3,070
	2016	347	333	373	310	298	292	321	291	329	321	322	306	2,894	▲	3,843
Civil	2017	42	105	98	64	42	93	56	48	62	-	-	-	610	-12.4%	610
	2016	90	123	84	64	88	58	62	61	66	65	66	56	696	▼	883
Criminal	2017	122	128	91	86	77	129	77	90	96	-	-	-	896	9.8%	896
	2016	88	65	110	94	80	90	88	97	104	94	109	112	816	▲	1,131
Miscellaneous	2017	171	124	174	133	132	161	125	190	156	-	-	-	1,366	2.1%	1,366
	2016	161	141	172	145	127	138	168	133	153	158	142	135	1,338	▲	1,773
Other	2017	6	5	3	13	32	31	49	29	30	-	-	-	198	350.0%	198
	2016	8	4	7	7	3	6	3	-	6	4	5	3	44	▲	56

Filings by Division & Case Category																	
			Jan	Feb	Mar	Apr	May	Jun	Jul	Aug	Sep	Oct	Nov	Dec	Thru Sep	% Change	Total
Civil	Administrative Law	2017	-	-	-	-	-	-	-	-	1	-	-	-	1	1	1
		2016	-	-	-	-	-	-	-	-	-	-	1	-	0	↔	1
	Contested Divorce	2017	12	8	5	3	3	7	5	3	8	-	-	-	54	-14.3%	54
		2016	5	12	9	4	4	7	6	5	11	7	2	2	63	▼	74
	Domestic and Family - Level 1	2017	2	1	1	7	-	2	4	2	2	-	-	-	21	-72.0%	21
		2016	15	5	6	3	16	4	13	3	10	7	3	7	75	▼	92
	Domestic and Family - Level 2	2017	1	4	3	8	7	6	4	-	1	-	-	-	34	-39.3%	34
		2016	-	5	7	5	12	10	5	8	4	9	5	6	56	▼	76
	General Civil - Level 1	2017	2	3	2	2	1	5	2	-	3	-	-	-	20	66.7%	20
		2016	2	5	2	-	-	-	2	-	1	-	-	-	12	▲	12
	General Civil - Level 2	2017	9	48	41	15	15	43	22	22	30	-	-	-	245	6.5%	245
		2016	26	47	32	27	24	18	15	24	17	17	27	17	230	▲	291
	General Civil - Level 3	2017	5	23	20	10	2	12	6	2	8	-	-	-	88	-12.0%	88
		2016	23	28	10	7	10	5	5	7	5	4	10	3	100	▼	117
Probates/Wills & Trusts - Level 1	2017	1	-	-	-	-	-	-	-	-	-	-	-	1	0.0%	1	
	2016	-	1	-	-	-	-	-	-	-	-	-	-	1	↔	1	
Probates/Wills & Trusts - Level 2	2017	1	2	4	4	1	4	1	1	-	-	-	-	18	-25.0%	18	
	2016	3	4	3	-	3	2	3	2	4	3	3	2	24	▼	32	
Uncontested Divorce	2017	9	16	22	15	13	14	12	18	9	-	-	-	128	-5.2%	128	
	2016	16	16	15	18	19	12	13	12	14	18	15	19	135	▼	187	
Criminal	Felonies and Related Matters	2017	83	92	58	61	52	92	50	73	65	-	-	-	626	8.9%	626
		2016	49	56	76	66	58	64	61	70	75	77	63	90	575	▲	805
	Misdemeanor	2017	30	30	23	24	24	34	26	16	30	-	-	-	237	5.8%	237
		2016	38	9	32	25	22	22	25	24	27	16	39	21	224	▲	300
	Other Criminally Related Matters	2017	9	6	10	1	1	3	1	1	1	-	-	-	33	94.1%	33
		2016	1	-	2	3	-	4	2	3	2	1	7	1	17	▲	26
Miscellaneous	Other	2017	171	124	174	133	132	161	125	190	156	-	-	-	1,366	2.1%	1,366
		2016	161	141	172	145	127	138	168	133	153	158	142	135	1,338	▲	1,773
	Other	2017	6	5	3	13	32	31	49	29	30	-	-	-	198	350.0%	198
2016		8	4	7	7	3	6	3	-	6	4	5	3	44	▲	56	

January 2016 -- September 2017 Filings

Dashboard

Court: Culpeper Circuit

Start/End Date: Jan-16 / Sep-17

2016 Average Month: 206

Jan-Sep 2016: 1,877

Filings Trending: ▼

Circuit/Court ID: 16

216047

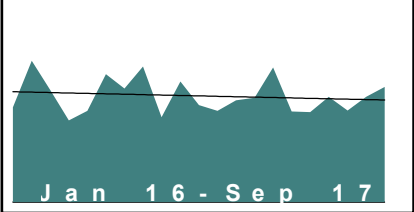
Type of Case: Filings

2017 Average Month: 199

Jan-Sep 2017 : 1,792

Overall AVG. Month: 203

Monthly Filings Summary



Jan --- Sep Filings

1,792

2017

1,877

2016

Filings by Division																
		Jan	Feb	Mar	Apr	May	Jun	Jul	Aug	Sep	Oct	Nov	Dec	Thru Sep	% Change	Total
Total	2017	194	199	257	173	172	201	175	201	220	-	-	-	1,792	-4.5%	1,792
	2016	181	270	214	156	174	244	217	259	162	230	185	174	1,877	▼	2,466
Civil	2017	29	24	52	29	28	26	28	26	38	-	-	-	280	-14.1%	280
	2016	29	41	47	30	35	34	45	36	29	44	30	24	326	▼	424
Criminal	2017	68	75	100	66	56	93	67	78	95	-	-	-	698	8.4%	698
	2016	33	81	47	57	55	126	68	123	54	107	67	69	644	▲	887
Miscellaneous	2017	96	99	105	76	84	80	79	97	86	-	-	-	802	-10.1%	802
	2016	119	147	119	69	81	80	100	99	78	76	86	81	892	▼	1,135
Other	2017	1	1	-	2	4	2	1	-	1	-	-	-	12	-20.0%	12
	2016	-	1	1	-	3	4	4	1	1	3	2	-	15	▼	20

Filings by Division & Case Category																
		Jan	Feb	Mar	Apr	May	Jun	Jul	Aug	Sep	Oct	Nov	Dec	Thru Sep	% Change	Total
Civil	Administrative Law	2017	-	-	-	-	-	-	-	-	-	-	-	0	-100.0%	0
		2016	-	-	-	1	-	1	-	1	-	1	-	3	▼	4
	Contested Divorce	2017	2	5	6	5	4	3	6	6	-	-	-	40	8.1%	40
		2016	2	4	7	4	3	7	5	2	4	2	4	37	▲	47
	Domestic and Family - Level 1	2017	2	1	5	1	2	-	1	4	-	-	-	18	-66.0%	18
		2016	6	11	5	4	4	3	10	3	12	11	3	53	▼	79
	Domestic and Family - Level 2	2017	5	4	2	5	1	6	-	4	-	-	-	29	52.6%	29
		2016	3	1	2	1	2	2	4	3	1	3	2	19	▲	25
	General Civil - Level 1	2017	1	3	1	-	-	-	-	-	-	-	-	6	100.0%	6
		2016	-	-	-	-	1	-	1	1	1	1	-	3	▲	5
	General Civil - Level 2	2017	5	1	7	4	3	5	6	10	-	-	-	44	-38.9%	44
		2016	7	7	16	6	8	11	5	4	11	3	3	72	▼	89
	General Civil - Level 3	2017	4	1	6	3	2	1	5	2	-	-	-	29	-17.1%	29
		2016	4	3	7	3	5	4	5	4	3	4	2	35	▼	44
Criminal	Probates/Wills & Trusts - Level 1	2017	-	-	1	-	-	-	-	-	-	-	-	1	0.0%	1
		2016	-	-	-	-	-	1	-	-	-	-	-	1	↔	1
	Probates/Wills & Trusts - Level 2	2017	-	1	-	2	2	1	-	-	-	-	-	7	75.0%	7
		2016	-	1	1	-	1	-	-	1	1	-	1	4	▲	6
	Uncontested Divorce	2017	10	8	24	9	14	10	12	7	-	-	-	106	7.1%	106
		2016	7	14	9	12	11	13	12	11	11	5	9	99	▲	124
	Capital Murder	2017	-	-	-	-	-	-	-	-	-	-	-	0	-100.0%	0
		2016	-	8	-	-	-	-	-	-	-	-	-	8	▼	8
	Felonies and Related Matters	2017	58	60	75	46	34	73	56	66	-	-	-	526	9.1%	526
		2016	30	59	32	43	46	90	53	91	82	52	50	482	▲	666
Miscellaneous	Misdemeanor	2017	8	13	23	17	22	14	8	16	-	-	-	148	15.6%	148
		2016	1	11	11	10	6	33	13	30	23	12	18	128	▲	181
	Other Criminally Related Matters	2017	2	2	2	3	-	6	3	4	-	-	-	24	-7.7%	24
		2016	2	3	4	4	3	3	2	3	2	3	1	26	▼	32
Other	Miscellaneous	2017	96	99	105	76	84	80	79	97	86	-	-	802	-10.1%	802
		2016	119	147	119	69	81	80	100	99	78	86	81	892	▼	1,135
Other	Other	2017	1	1	-	2	4	2	1	-	1	-	-	12	-20.0%	12
		2016	-	1	1	-	3	4	4	1	3	2	-	15	▼	20

January 2016 -- September 2017 Filings

Dashboard

Court: Fluvanna Circuit

Start/End Date: Jan-16 / Sep-17

2016 Average Month: 103

Jan-Sep 2016: 911

Filings Trending: ▲

Circuit/Court ID: 16

216065

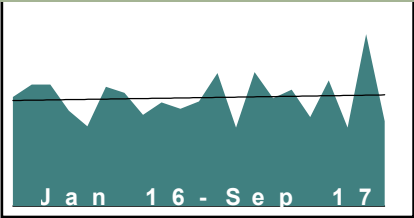
Type of Case: Filings

2017 Average Month:105

Jan-Sep 2017 : 942

Overall AVG. Month: 103

Monthly Filings Summary



Jan --- Sep Filings

942

2017

911

2016

Filings by Division																
		Jan	Feb	Mar	Apr	May	Jun	Jul	Aug	Sep	Oct	Nov	Dec	Thru Sep	% Change	Total
Total	2017	75	128	103	111	85	120	75	164	81	-	-	-	942	3.4%	942
	2016	104	116	116	91	76	114	108	87	99	93	100	127	911	▲	1,231
Civil	2017	14	12	11	14	25	10	10	13	11	-	-	-	120	-6.3%	120
	2016	8	15	13	10	8	26	16	16	16	19	14	11	128	▼	172
Criminal	2017	14	69	24	56	22	65	18	87	20	-	-	-	375	23.0%	375
	2016	15	34	54	39	21	38	36	36	32	32	26	59	305	▲	422
Miscellaneous	2017	47	46	67	41	38	45	47	64	50	-	-	-	445	-6.9%	445
	2016	81	67	49	42	47	50	56	35	51	42	60	57	478	▼	637
Other	2017	-	1	1	-	-	-	-	-	-	-	-	-	2	2	2
	2016	-	-	-	-	-	-	-	-	-	-	-	-	0	↔	0

Filings by Division & Case Category																
		Jan	Feb	Mar	Apr	May	Jun	Jul	Aug	Sep	Oct	Nov	Dec	Thru Sep	% Change	Total
Civil	Administrative Law	2017	-	-	-	-	-	-	-	-	-	-	-	0	-100.0%	0
		2016	1	-	-	-	-	-	-	-	-	-	1	1	▼	2
	Contested Divorce	2017	-	-	-	2	2	1	1	1	-	-	-	7	-63.2%	7
		2016	1	2	3	1	3	3	1	2	2	-	2	19	▼	23
	Domestic and Family - Level 1	2017	1	1	2	2	2	1	2	3	1	-	-	15	-11.8%	15
		2016	1	3	-	1	1	3	4	2	1	1	-	17	▼	19
	Domestic and Family - Level 2	2017	1	5	3	-	4	3	2	1	2	-	-	21	110.0%	21
		2016	2	1	1	1	-	2	2	-	1	6	3	10	▲	20
	General Civil - Level 1	2017	-	-	-	-	-	-	-	2	-	-	-	2	0.0%	2
		2016	-	-	-	1	-	1	-	-	-	-	-	2	↔	2
	General Civil - Level 2	2017	10	-	3	1	4	-	1	3	-	-	-	25	-13.8%	25
		2016	-	3	3	1	-	5	2	7	4	4	2	29	▼	39
	General Civil - Level 3	2017	-	2	1	3	9	1	3	1	-	-	-	20	42.9%	20
		2016	1	-	1	3	-	3	1	4	1	1	-	14	▲	19
Criminal	Probates/Wills & Trusts - Level 1	2017	-	-	-	-	-	-	-	-	-	-	-	0	-100.0%	0
		2016	-	-	1	-	-	1	-	-	-	-	-	2	▼	2
	Probates/Wills & Trusts - Level 2	2017	-	-	1	1	-	1	-	-	-	-	-	3	200.0%	3
		2016	-	-	1	-	-	-	-	-	-	1	2	1	▲	4
	Uncontested Divorce	2017	2	4	1	5	4	3	2	4	2	-	-	27	-18.2%	27
		2016	2	6	3	2	4	8	4	2	2	4	3	33	▼	42
	Felonies and Related Matters	2017	11	51	15	48	15	55	6	56	17	-	-	274	45.0%	274
		2016	9	23	48	30	9	24	13	15	18	19	11	189	▲	258
	Misdemeanor	2017	2	9	9	1	4	6	7	23	3	-	-	64	-31.9%	64
Miscellaneous		2016	4	9	6	7	12	12	14	18	12	12	10	94	▼	134
	Other Criminally Related Matters	2017	1	9	-	7	3	4	5	8	-	-	-	37	68.2%	37
		2016	2	2	-	2	-	2	9	3	2	1	5	22	▲	30
	Miscellaneous	2017	47	46	67	41	38	45	47	64	50	-	-	445	-6.9%	445
		2016	81	67	49	42	47	50	56	35	51	42	60	478	▼	637
	Other	2017	-	1	1	-	-	-	-	-	-	-	-	2	2	2
		2016	-	-	-	-	-	-	-	-	-	-	-	0	↔	0

January 2016 -- September 2017 Filings

Dashboard

Court: Goochland Circuit

Start/End Date: Jan-16 / Sep-17

2016 Average Month: 90

Jan-Sep 2016: 817

Filings Trending: ↔

Circuit/Court ID: 16

216075

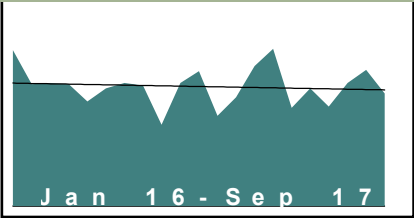
Type of Case: Filings

2017 Average Month:93

Jan-Sep 2017 : 835

Overall AVG. Month: 91

Monthly Filings Summary



Jan 16 - Sep 17

Jan --- Sep Filings

835

817

2017

2016

Filings by Division																
		Jan	Feb	Mar	Apr	May	Jun	Jul	Aug	Sep	Oct	Nov	Dec	Thru Sep	% Change	Total
Total	2017	83	107	120	75	90	76	94	104	86	-	-	-	835	2.2%	835
	2016	119	93	94	93	80	90	94	92	62	94	103	69	817	▲	1,083
Civil	2017	19	15	23	16	31	16	11	17	9	-	-	-	157	6.1%	157
	2016	18	17	24	13	14	14	15	18	15	18	13	11	148	▲	190
Criminal	2017	17	29	41	15	17	10	41	15	15	-	-	-	200	5.3%	200
	2016	31	11	18	34	25	30	17	10	14	23	34	22	190	▲	269
Miscellaneous	2017	45	61	55	42	41	47	40	71	60	-	-	-	462	-0.2%	462
	2016	69	65	49	44	40	44	59	63	30	52	55	36	463	▼	606
Other	2017	2	2	1	2	1	3	2	1	2	-	-	-	16	0.0%	16
	2016	1	-	3	2	1	2	3	1	3	1	1	-	16	↔	18

Filings by Division & Case Category																
		Jan	Feb	Mar	Apr	May	Jun	Jul	Aug	Sep	Oct	Nov	Dec	Thru Sep	% Change	Total
Civil	Administrative Law	2017	-	1	-	-	-	-	-	-	-	-	-	1	1	1
		2016	-	-	-	-	-	-	-	-	-	-	-	0	↔	0
	Contested Divorce	2017	3	4	1	2	2	3	-	1	-	-	-	18	20.0%	18
		2016	1	-	3	2	-	2	-	4	-	-	1	15	▲	16
	Domestic and Family - Level 1	2017	-	-	-	1	-	-	1	-	-	-	-	2	-66.7%	2
		2016	2	1	-	-	-	1	-	2	1	-	-	6	▼	7
	Domestic and Family - Level 2	2017	1	1	-	-	-	2	-	2	-	-	-	6	20.0%	6
		2016	2	-	-	-	1	-	1	-	1	-	-	5	▲	6
	General Civil - Level 1	2017	-	-	1	-	-	-	2	-	-	-	-	3	200.0%	3
		2016	-	-	1	-	-	-	-	-	-	-	-	1	▲	1
	General Civil - Level 2	2017	3	2	9	2	8	3	2	3	-	-	-	34	9.7%	34
		2016	3	5	7	1	5	2	3	3	4	6	5	31	▲	46
	General Civil - Level 3	2017	8	5	8	8	12	5	1	4	1	-	-	52	13.0%	52
		2016	6	5	6	7	3	4	2	8	5	2	2	46	▲	58
Criminal	Probates/Wills & Trusts - Level 1	2017	1	-	-	-	-	1	-	-	-	-	-	3	3	3
		2016	-	-	-	-	-	-	-	-	-	-	-	0	↔	0
	Probates/Wills & Trusts - Level 2	2017	-	-	1	-	3	-	-	1	-	-	-	5	66.7%	5
		2016	-	-	1	-	2	-	-	-	1	-	-	3	▲	4
	Uncontested Divorce	2017	3	2	3	3	6	3	6	4	-	-	-	33	-19.5%	33
		2016	4	6	6	3	3	5	6	2	3	5	3	41	▼	52
	Capital Murder	2017	1	-	-	-	-	-	-	-	-	-	-	1	1	1
		2016	-	-	-	-	-	-	-	-	-	-	-	0	↔	0
	Felonies and Related Matters	2017	9	23	29	6	7	4	34	6	10	-	-	128	42.2%	128
		2016	17	6	8	19	8	20	3	7	16	15	13	90	▲	134
	Misdemeanor	2017	6	6	10	6	9	4	7	8	-	-	-	61	-16.4%	61
		2016	9	4	8	10	13	7	9	7	3	16	7	73	▼	99
	Other Criminally Related Matters	2017	1	-	2	3	1	2	-	1	-	-	-	10	-63.0%	10
		2016	5	1	2	5	4	3	5	1	4	3	2	27	▼	36
Miscellaneous	2017	45	61	55	42	41	47	40	71	60	-	-	-	462	-0.2%	462
	2016	69	65	49	44	40	44	59	63	30	52	55	36	463	▼	606
Other	2017	2	2	1	2	1	3	2	1	2	-	-	-	16	0.0%	16
	2016	1	-	3	2	1	2	3	1	3	1	1	-	16	↔	18

January 2016 -- September 2017 Filings

Dashboard

Court: Greene Circuit

Start/End Date: Jan-16 / Sep-17

2016 Average Month: 87

Jan-Sep 2016: 798

Filings Trending: ▲

Circuit/Court ID: 16

216079

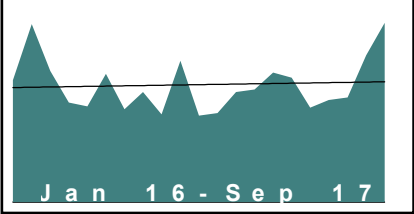
Type of Case: Filings

2017 Average Month:94

Jan-Sep 2017 : 843

Overall AVG. Month: 90

Monthly Filings Summary



Jan --- Sep Filings

843

2017

798

2016

Filings by Division																
		Jan	Feb	Mar	Apr	May	Jun	Jul	Aug	Sep	Oct	Nov	Dec	Thru Sep	% Change	Total
Total	2017	84	86	99	95	72	78	80	112	137	-	-	-	843	5.6%	843
	2016	93	136	100	76	73	98	71	84	67	108	66	68	798	▲	1,040
Civil	2017	12	6	18	8	15	7	12	12	9	-	-	-	99	5.3%	99
	2016	9	12	8	8	18	10	6	16	7	14	4	9	94	▲	121
Criminal	2017	34	20	29	38	20	30	21	32	65	-	-	-	289	19.4%	289
	2016	30	36	27	32	20	38	19	21	19	38	10	16	242	▲	306
Miscellaneous	2017	32	54	48	41	33	33	37	56	54	-	-	-	388	-8.5%	388
	2016	52	80	62	32	33	43	44	42	36	50	49	40	424	▼	563
Other	2017	6	6	4	8	4	8	10	12	9	-	-	-	67	76.3%	67
	2016	2	8	3	4	2	7	2	5	5	6	3	3	38	▲	50

Filings by Division & Case Category																
		Jan	Feb	Mar	Apr	May	Jun	Jul	Aug	Sep	Oct	Nov	Dec	Thru Sep	% Change	Total
Civil	Administrative Law	2017	2	-	-	-	-	-	-	-	-	-	-	2	100.0%	2
		2016	-	-	-	-	1	-	-	-	-	-	-	1	▲	1
	Contested Divorce	2017	1	-	1	-	1	2	1	1	-	-	-	7	-36.4%	7
		2016	1	1	-	-	5	-	2	1	4	-	2	11	▼	17
	Domestic and Family - Level 1	2017	2	-	-	2	1	-	1	-	-	-	-	6	-66.7%	6
		2016	2	1	-	-	4	3	3	2	2	-	-	18	▼	20
	Domestic and Family - Level 2	2017	1	-	1	-	3	-	-	-	-	-	-	5	-16.7%	5
		2016	-	1	-	-	1	-	3	-	2	-	-	6	▼	8
	General Civil - Level 2	2017	-	1	5	2	1	2	3	3	-	-	-	21	0.0%	21
		2016	3	3	3	2	3	3	2	2	1	2	-	21	↔	24
	General Civil - Level 3	2017	4	2	6	2	3	-	4	3	-	-	-	27	170.0%	27
		2016	-	2	1	3	1	1	1	1	1	-	1	10	▲	12
Criminal	Probates/Wills & Trusts - Level 1	2017	-	-	-	-	-	-	-	-	-	-	-	0	0	0
		2016	-	-	-	-	-	-	-	-	1	-	-	0	↔	1
	Probates/Wills & Trusts - Level 2	2017	-	1	1	-	-	-	-	-	-	-	-	2	0.0%	2
		2016	-	1	-	-	1	-	-	-	-	-	-	2	↔	2
	Uncontested Divorce	2017	2	2	4	2	6	3	2	6	2	-	-	29	16.0%	29
		2016	3	3	4	3	4	1	-	6	1	3	2	25	▲	36
	Felonies and Related Matters	2017	27	16	22	26	15	19	21	61	-	-	-	226	21.5%	226
		2016	26	29	19	22	17	29	11	16	17	27	9	186	▲	232
	Misdemeanor	2017	5	4	7	11	4	10	-	9	4	-	-	54	22.7%	54
		2016	3	5	8	10	2	6	6	3	1	10	6	44	▲	60
	Other Criminally Related Matters	2017	2	-	-	1	1	1	2	2	-	-	-	9	-25.0%	9
		2016	1	2	-	-	1	3	2	2	1	1	1	12	▼	14
Miscellaneous		2017	32	54	48	41	33	33	37	56	54	-	-	388	-8.5%	388
		2016	52	80	62	32	33	43	44	42	36	50	49	424	▼	563
Other		2017	6	6	4	8	4	8	10	12	9	-	-	67	76.3%	67
		2016	2	8	3	4	2	7	2	5	5	6	3	38	▲	50

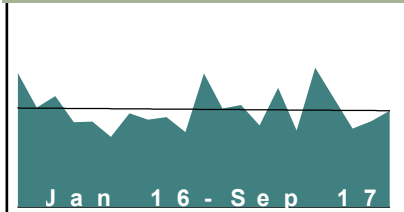
January 2016 -- September 2017 Filings

Dashboard

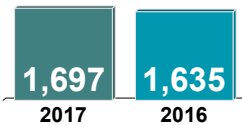
Court: Louisiana Circuit
Start/End Date: Jan-16 / Sep-17
2016 Average Month: 185
Jan-Sep 2016: 1,635
Filings Trending: ▲

Circuit/Court ID: 16
216109
Type of Case: Filings
2017 Average Month: 189
Jan-Sep 2017 : 1,697
Overall AVG. Month: 187

Monthly Filings Summary



Jan --- Sep Filings



Filings by Division

		Jan	Feb	Mar	Apr	May	Jun	Jul	Aug	Sep	Oct	Nov	Dec	Thru Sep	% Change	Total
Total	2017	195	156	228	146	266	208	150	164	184	-	-	-	1,697	3.8%	1,697
	2016	256	190	212	162	163	134	179	167	172	143	255	188	1,635	▲	2,221
Civil	2017	23	21	27	28	31	20	13	23	28	-	-	-	214	-7.0%	214
	2016	19	36	25	16	18	11	29	36	40	28	31	34	230	▼	323
Criminal	2017	78	37	116	37	143	107	52	58	59	-	-	-	687	28.4%	687
	2016	112	35	70	41	51	44	68	58	56	20	136	75	535	▲	766
Miscellaneous	2017	72	79	71	62	61	68	70	68	85	-	-	-	636	-10.3%	636
	2016	102	102	99	85	69	60	70	61	61	81	75	64	709	▼	929
Other	2017	22	19	14	19	31	13	15	15	12	-	-	-	160	-0.6%	160
	2016	23	17	18	20	25	19	12	12	15	14	13	15	161	▼	203

Filings by Division & Case Category

			Jan	Feb	Mar	Apr	May	Jun	Jul	Aug	Sep	Oct	Nov	Dec	Thru Sep	% Change	Total
Civil	Administrative Law	2017	-	-	-	-	1	-	-	-	-	-	-	-	1	-50.0%	1
		2016	-	-	2	-	-	-	-	-	-	-	-	1	2	▼	3
	Contested Divorce	2017	4	5	2	6	2	2	2	2	1	-	-	-	24	-25.0%	24
		2016	1	4	4	5	2	1	5	2	8	3	6	5	32	▼	46
	Domestic and Family - Level 1	2017	-	-	-	-	-	2	-	-	-	-	-	-	2	-89.5%	2
		2016	-	1	-	1	-	2	-	4	11	10	4	7	19	▼	40
	Domestic and Family - Level 2	2017	-	-	1	2	3	-	-	2	3	-	-	-	11	37.5%	11
		2016	-	-	1	-	1	1	2	3	-	-	1	1	8	▲	10
	General Civil - Level 1	2017	-	-	-	-	-	1	-	1	-	-	-	-	2	100.0%	2
		2016	-	1	-	-	-	-	-	-	-	-	2	-	1	▲	3
	General Civil - Level 2	2017	12	2	10	5	4	4	4	2	6	-	-	-	49	16.7%	49
		2016	5	3	5	3	5	2	6	4	9	6	6	3	42	▲	57
	General Civil - Level 3	2017	2	6	4	5	11	9	3	5	14	-	-	-	59	7.3%	59
		2016	6	13	2	-	3	1	11	14	5	2	8	9	55	▲	74
Probates/Wills & Trusts - Level 1	2017	-	-	-	-	-	-	-	1	-	-	-	-	1	1	1	
	2016	-	-	-	-	-	-	-	-	-	-	-	-	0	↔	0	
Probates/Wills & Trusts - Level 2	2017	-	-	-	-	-	-	-	2	-	-	-	-	2	-75.0%	2	
	2016	1	2	-	-	2	2	-	-	1	2	-	1	8	▼	11	
Uncontested Divorce	2017	5	8	10	10	10	2	4	9	5	-	-	-	63	0.0%	63	
	2016	6	12	11	7	5	2	5	9	6	5	4	7	63	↔	79	
Criminal	Capital Murder	2017	2	-	-	-	1	2	-	-	-	-	-	-	5	5	5
		2016	-	-	-	-	-	-	-	-	-	-	-	-	0	↔	0
	Felonies and Related Matters	2017	57	10	95	21	127	90	40	41	47	-	-	-	528	64.5%	528
		2016	82	28	38	23	28	17	36	38	31	8	110	40	321	▲	479
	Misdemeanor	2017	19	24	19	10	14	13	12	17	11	-	-	-	139	-26.8%	139
		2016	27	7	28	16	22	21	30	19	20	7	26	33	190	▼	256
Other Criminally Related Matters	2017	-	3	2	6	1	2	-	-	1	-	-	-	15	-37.5%	15	
	2016	3	-	4	2	1	6	2	1	5	5	-	2	24	▼	31	
Miscellaneous		2017	72	79	71	62	61	68	70	68	85	-	-	-	636	-10.3%	636
		2016	102	102	99	85	69	60	70	61	61	81	75	64	709	▼	929
Other		2017	22	19	14	19	31	13	15	15	12	-	-	-	160	-0.6%	160
		2016	23	17	18	20	25	19	12	12	15	14	13	15	161	▼	203

January 2016 -- September 2017 Filings

Dashboard

Court: Madison Circuit

Start/End Date: Jan-16 / Sep-17

2016 Average Month: 67

Jan-Sep 2016: 604

Filings Trending: ▼

Circuit/Court ID: 16

216113

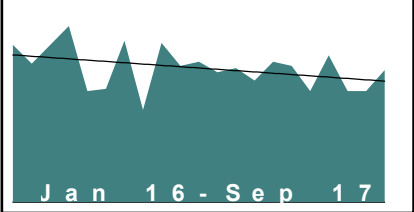
Type of Case: Filings

2017 Average Month:61

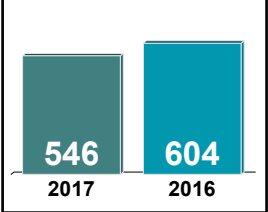
Jan-Sep 2017 : 546

Overall AVG. Month: 64

Monthly Filings Summary



Jan --- Sep Filings



Filings by Division																
		Jan	Feb	Mar	Apr	May	Jun	Jul	Aug	Sep	Oct	Nov	Dec	Thru Sep	% Change	Total
Total	2017	64	58	67	65	53	70	53	53	63	-	-	-	546	-9.6%	546
	2016	75	66	75	84	53	54	77	44	76	65	67	62	604	▼	798
Civil	2017	2	5	11	9	5	8	1	2	7	-	-	-	50	-25.4%	50
	2016	5	1	10	11	10	9	2	12	7	5	7	7	67	▼	86
Criminal	2017	27	27	16	25	13	34	9	15	10	-	-	-	176	15.0%	176
	2016	13	21	14	17	8	17	20	16	27	36	24	19	153	▲	232
Miscellaneous	2017	25	19	30	21	28	23	33	33	35	-	-	-	247	-17.1%	247
	2016	45	32	43	46	29	19	41	11	32	15	27	25	298	▼	365
Other	2017	10	7	10	10	7	5	10	3	11	-	-	-	73	-15.1%	73
	2016	12	12	8	10	6	9	14	5	10	9	9	11	86	▼	115

Filings by Division & Case Category																
		Jan	Feb	Mar	Apr	May	Jun	Jul	Aug	Sep	Oct	Nov	Dec	Thru Sep	% Change	Total
Civil	Contested Divorce	2017	-	-	2	2	-	-	-	-	-	-	-	4	-42.9%	4
		2016	-	-	-	2	1	2	-	1	-	-	1	7	▼	8
	Domestic and Family - Level 1	2017	-	-	-	-	-	-	-	-	-	-	-	0	-100.0%	0
		2016	-	-	-	2	2	1	-	6	2	-	-	11	▼	13
	Domestic and Family - Level 2	2017	-	-	1	-	1	-	-	1	-	-	-	3	-40.0%	3
		2016	1	-	1	1	-	-	-	1	-	1	-	5	▼	6
	General Civil - Level 1	2017	-	-	-	-	-	-	-	1	-	-	-	1	1	1
		2016	-	-	-	-	-	-	-	-	-	-	-	0	↔	0
	General Civil - Level 2	2017	-	3	1	4	-	2	1	3	-	-	-	14	16.7%	14
		2016	1	-	1	3	1	2	1	3	3	1	3	12	▲	19
	General Civil - Level 3	2017	-	-	7	1	1	2	1	-	-	-	-	12	200.0%	12
		2016	1	-	1	-	-	1	1	-	-	1	1	4	▲	6
	Probates/Wills & Trusts - Level 1	2017	-	1	-	-	-	-	-	-	-	-	-	1	0.0%	1
		2016	-	-	-	1	-	-	-	-	-	-	-	1	↔	1
Criminal	Probates/Wills & Trusts - Level 2	2017	-	-	-	2	1	4	-	1	-	-	-	8	100.0%	8
		2016	1	-	1	-	1	-	1	-	-	2	-	4	▲	6
	Uncontested Divorce	2017	2	1	-	-	2	-	1	1	-	-	-	7	-69.6%	7
		2016	1	1	6	2	4	4	3	2	-	2	2	23	▼	27
	Felonies and Related Matters	2017	20	15	11	20	7	23	2	10	4	-	-	112	13.1%	112
		2016	9	14	10	10	6	13	10	9	18	31	10	99	▲	154
	Misdemeanor	2017	6	11	5	4	4	8	4	1	6	-	-	49	2.1%	49
		2016	4	6	3	6	2	4	9	5	9	2	12	48	▲	65
	Other Criminally Related Matters	2017	1	1	-	1	2	3	3	4	-	-	-	15	150.0%	15
		2016	-	1	1	1	-	1	2	-	3	2	2	6	▲	13
Miscellaneous		2017	25	19	30	21	28	23	33	33	35	-	-	247	-17.1%	247
		2016	45	32	43	46	29	19	41	11	32	15	27	298	▼	365
Other		2017	10	7	10	10	7	5	10	3	11	-	-	73	-15.1%	73
		2016	12	12	8	10	6	9	14	5	10	9	9	86	▼	115

January 2016 -- September 2017 Filings

Dashboard

Court: Orange Circuit

Circuit/Court ID: 16

Start/End Date: Jan-16 / Sep-17

216137

2016 Average Month: 175

Type of Case: Filings

Jan-Sep 2016: 1,666

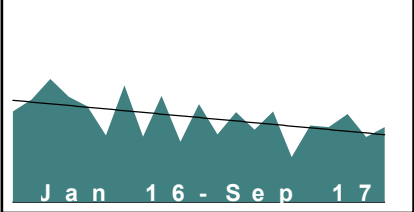
2017 Average Month:144

Filings Trending: ▼

Jan-Sep 2017 : 1,293

Overall AVG. Month: 161

Monthly Filings Summary



Jan --- Sep Filings

1,293

2017

1,666

2016

Filings by Division																
		Jan	Feb	Mar	Apr	May	Jun	Jul	Aug	Sep	Oct	Nov	Dec	Thru Sep	% Change	Total
Total	2017	172	138	173	86	146	143	168	124	143	-	-	-	1,293	-22.4%	1,293
	2016	173	196	235	201	183	127	223	125	203	115	187	129	1,666	▼	2,097
Civil	2017	19	21	28	28	26	27	30	29	25	-	-	-	233	20.7%	233
	2016	20	19	20	20	23	21	18	29	23	11	22	27	193	▲	253
Criminal	2017	79	53	63	14	48	24	77	20	52	-	-	-	430	-39.1%	430
	2016	66	51	93	116	95	36	131	22	96	21	75	30	706	▼	832
Miscellaneous	2017	71	61	81	44	72	88	59	74	66	-	-	-	616	-16.3%	616
	2016	85	122	120	61	63	66	69	70	80	78	89	69	736	▼	972
Other	2017	3	3	1	-	-	4	2	1	-	-	-	-	14	-54.8%	14
	2016	2	4	2	4	2	4	5	4	4	5	1	3	31	▼	40

Filings by Division & Case Category																
		Jan	Feb	Mar	Apr	May	Jun	Jul	Aug	Sep	Oct	Nov	Dec	Thru Sep	% Change	Total
Civil	Administrative Law	2017	-	1	1	-	-	1	-	-	-	-	-	3	3	3
		2016	-	-	-	-	-	-	-	-	-	-	-	0	↔	0
	Contested Divorce	2017	3	6	2	3	1	2	1	5	5	-	-	28	-12.5%	28
		2016	3	4	7	4	3	2	2	3	4	1	5	32	▼	41
	Domestic and Family - Level 1	2017	-	1	1	11	3	4	2	3	-	-	-	27	-6.9%	27
		2016	1	6	5	-	1	1	3	9	3	1	1	29	▼	37
	Domestic and Family - Level 2	2017	1	-	-	1	4	1	1	2	-	-	-	10	0.0%	10
		2016	1	-	-	2	2	3	1	1	-	-	1	10	↔	11
	General Civil - Level 1	2017	-	-	1	-	-	1	-	1	-	-	-	3	200.0%	3
		2016	-	1	-	-	-	-	-	-	1	-	-	1	▲	2
	General Civil - Level 2	2017	5	4	5	5	5	4	6	5	5	-	-	44	25.7%	44
		2016	3	2	2	6	2	5	4	2	9	1	4	35	▲	43
Criminal	General Civil - Level 3	2017	6	4	3	5	1	5	13	6	6	-	-	49	19.5%	49
		2016	6	4	3	2	12	3	-	9	2	5	6	41	▲	54
	Probates/Wills & Trusts - Level 2	2017	-	-	5	-	3	1	1	1	1	-	-	12	20.0%	12
		2016	1	-	1	1	1	1	3	1	1	-	-	10	▲	11
	Uncontested Divorce	2017	4	5	10	3	9	8	7	5	-	-	-	57	62.9%	57
		2016	5	2	2	5	2	6	5	4	4	7	8	35	▲	54
	Capital Murder	2017	-	-	-	-	-	-	-	-	-	-	-	0	-100.0%	0
		2016	-	-	-	1	-	-	-	-	-	-	-	1	▼	1
	Felonies and Related Matters	2017	55	44	49	9	32	19	60	15	36	-	-	319	-44.4%	319
		2016	51	38	78	107	75	28	101	19	77	16	52	574	▼	657
	Misdemeanor	2017	20	8	12	4	14	2	12	4	10	-	-	86	-25.9%	86
		2016	10	12	14	8	16	5	30	3	18	4	17	116	▼	150
Miscellaneous	Other Criminally Related Matters	2017	4	1	2	1	2	3	5	1	6	-	-	25	66.7%	25
		2016	5	1	1	-	4	3	-	1	1	6	2	15	▲	24
Other	Miscellaneous	2017	71	61	81	44	72	88	59	74	66	-	-	616	-16.3%	616
		2016	85	122	120	61	63	66	69	70	80	78	89	736	▼	972
	Other	2017	3	3	1	-	-	4	2	1	-	-	-	14	-54.8%	14
		2016	2	4	2	4	2	4	5	4	4	5	1	31	▼	40

January 2016 -- September 2017 Filings

Dashboard

Court: Charlottesville Circuit

Circuit/Court ID: 16

Start/End Date: Jan-16 / Sep-17

216540

2016 Average Month: 129

Type of Case: Filings

Jan-Sep 2016: 1,185

2017 Average Month:136

Filings Trending: ▲

Jan-Sep 2017 : 1,227

Overall AVG. Month: 132

Monthly Filings Summary

Jan 16 - Sep 17

Jan --- Sep Filings

1,227

2017

1,185

2016

Filings by Division																
		Jan	Feb	Mar	Apr	May	Jun	Jul	Aug	Sep	Oct	Nov	Dec	Thru Sep	% Change	Total
Total	2017	102	165	162	111	133	158	101	138	157	-	-	-	1,227	3.5%	1,227
	2016	105	164	149	121	103	148	118	154	123	151	98	113	1,185	▲	1,547
Civil	2017	12	18	29	23	20	22	32	14	26	-	-	-	196	-5.3%	196
	2016	11	27	29	15	30	24	23	21	27	28	18	14	207	▼	267
Criminal	2017	65	112	92	63	82	87	31	88	81	-	-	-	701	-1.4%	701
	2016	62	100	86	88	50	92	72	105	56	87	56	75	711	▼	929
Miscellaneous	2017	24	35	41	25	31	48	37	36	49	-	-	-	326	24.4%	326
	2016	30	37	34	16	23	31	23	28	40	36	23	24	262	▲	345
Other	2017	1	-	-	-	-	1	1	-	1	-	-	-	4	-20.0%	4
	2016	2	-	-	2	-	1	-	-	-	-	1	-	5	▼	6

Filings by Division & Case Category																
		Jan	Feb	Mar	Apr	May	Jun	Jul	Aug	Sep	Oct	Nov	Dec	Thru Sep	% Change	Total
Civil	Administrative Law	2017	-	-	1	-	-	-	-	-	-	-	-	1	-75.0%	1
		2016	1	1	-	-	1	1	-	-	-	-	-	4	▼	4
	Contested Divorce	2017	2	1	1	2	-	2	-	3	-	-	-	13	62.5%	13
		2016	-	-	1	2	1	-	1	3	1	2	-	8	▲	11
	Domestic and Family - Level 1	2017	-	-	1	2	-	-	-	-	-	-	-	5	-83.9%	5
		2016	4	5	5	1	5	1	4	4	7	2	1	31	▼	41
	Domestic and Family - Level 2	2017	1	2	2	3	1	3	2	4	-	-	-	19	-24.0%	19
		2016	1	2	3	3	5	3	-	5	4	-	1	25	▼	30
	General Civil - Level 1	2017	-	-	2	-	4	-	2	-	1	-	-	9	-10.0%	9
		2016	1	2	1	1	1	2	1	-	-	-	1	10	▼	11
	General Civil - Level 2	2017	5	9	13	11	10	8	9	6	9	-	-	80	40.4%	80
		2016	3	7	5	3	8	9	5	13	4	8	4	57	▲	77
Criminal	General Civil - Level 3	2017	2	1	7	1	2	4	5	3	4	-	-	29	-14.7%	29
		2016	1	1	10	4	6	-	3	2	7	4	4	34	▼	44
	Probates/Wills & Trusts - Level 2	2017	-	2	1	1	-	-	2	2	1	-	-	9	50.0%	9
		2016	-	-	1	1	1	-	1	1	1	-	1	6	▲	8
	Uncontested Divorce	2017	2	3	1	3	3	5	8	2	4	-	-	31	-3.1%	31
		2016	-	9	3	-	3	7	5	2	3	3	2	32	▼	41
	Capital Murder	2017	-	1	-	-	-	-	-	-	-	-	-	1	1	1
		2016	-	-	-	-	-	-	-	-	-	-	-	0	↔	0
	Felonies and Related Matters	2017	47	93	54	43	58	59	18	55	54	-	-	481	-1.6%	481
		2016	41	76	60	58	36	62	48	73	35	60	36	489	▼	639
	Misdemeanor	2017	15	16	31	19	20	24	11	30	23	-	-	189	-1.0%	189
		2016	19	22	22	24	11	26	21	29	17	25	20	191	▼	255
Miscellaneous	Other Criminally Related Matters	2017	3	2	7	1	4	4	2	3	4	-	-	30	-3.2%	30
		2016	2	2	4	6	3	4	3	4	2	-	2	31	▼	35
Other	Miscellaneous	2017	24	35	41	25	31	48	37	36	49	-	-	326	24.4%	326
		2016	30	37	34	16	23	31	23	28	40	36	23	262	▲	345
	Other	2017	1	-	-	-	-	1	1	-	1	-	-	4	-20.0%	4
		2016	2	-	-	2	-	1	-	-	-	1	-	5	▼	6

January 2016 -- September 2017 Filings

Dashboard

Court: Arlington Circuit

Start/End Date: Jan-16 / Sep-17

2016 Average Month: 901

Jan-Sep 2016: 8,101

Filings Trending: ▲

Circuit/Court ID: 17

217013

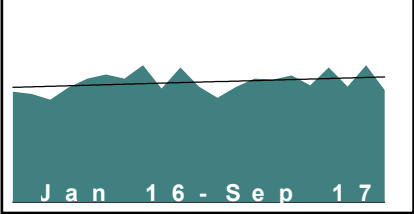
Type of Case: Filings

2017 Average Month:936

Jan-Sep 2017 : 8,427

Overall AVG. Month: 916

Monthly Filings Summary



Jan --- Sep Filings

8,427

8,101

2017

2016

Filings by Division																
		Jan	Feb	Mar	Apr	May	Jun	Jul	Aug	Sep	Oct	Nov	Dec	Thru Sep	% Change	Total
Total	2017	879	943	936	968	892	1,029	881	1,045	854	-	-	-	8,427	4.0%	8,427
	2016	844	826	783	876	943	974	943	1,045	867	1,029	882	797	8,101	▲	10,809
Civil	2017	142	133	120	139	112	186	110	216	177	-	-	-	1,335	16.5%	1,335
	2016	99	132	139	114	128	143	126	158	107	133	165	137	1,146	▲	1,581
Criminal	2017	377	435	443	500	450	459	352	450	311	-	-	-	3,777	2.3%	3,777
	2016	264	380	313	403	468	485	444	507	428	537	368	345	3,692	▲	4,942
Miscellaneous	2017	175	182	166	151	163	170	176	184	182	-	-	-	1,549	1.4%	1,549
	2016	181	185	176	138	141	172	196	182	156	157	168	171	1,527	▲	2,023
Other	2017	185	193	207	178	167	214	243	195	184	-	-	-	1,766	1.7%	1,766
	2016	300	129	155	221	206	174	177	198	176	202	181	144	1,736	▲	2,263

Filings by Division & Case Category																	
			Jan	Feb	Mar	Apr	May	Jun	Jul	Aug	Sep	Oct	Nov	Dec	Thru Sep	% Change	Total
Civil	Administrative Law	2017	1	-	-	-	-	3	2	4	1	-	-	-	11	-26.7%	11
		2016	-	4	2	2	3	-	2	1	1	5	2	-	15	▼	22
	Contested Divorce	2017	15	20	20	18	21	24	20	16	16	-	-	-	170	-9.1%	170
		2016	12	19	21	19	31	24	23	20	18	16	24	17	187	▼	244
	Domestic and Family - Level 1	2017	2	1	2	3	2	1	1	2	-	-	-	-	14	-83.7%	14
		2016	16	2	13	10	10	10	9	12	4	8	19	5	86	▼	118
	Domestic and Family - Level 2	2017	4	11	8	9	10	5	4	4	1	-	-	-	56	9.8%	56
		2016	5	9	3	5	6	3	7	6	7	15	6	6	51	▲	78
	General Civil - Level 1	2017	4	3	5	4	4	3	1	-	2	-	-	-	26	4.0%	26
		2016	3	3	2	5	3	3	2	3	1	1	-	2	25	▲	28
	General Civil - Level 2	2017	67	52	29	65	29	83	38	134	101	-	-	-	598	50.6%	598
		2016	28	58	43	32	41	57	44	58	36	47	72	54	397	▲	570
	General Civil - Level 3	2017	10	8	19	11	14	18	9	14	5	-	-	-	108	17.4%	108
		2016	3	8	13	13	4	10	11	24	6	9	11	13	92	▲	125
Probates/Wills & Trusts - Level 1	2017	3	-	2	1	3	-	2	-	2	-	-	-	13	-18.8%	13	
	2016	4	1	4	2	2	1	1	-	1	-	1	3	16	▼	20	
Probates/Wills & Trusts - Level 2	2017	18	17	12	13	4	16	13	10	18	-	-	-	121	34.4%	121	
	2016	8	11	13	8	10	9	9	11	11	9	5	13	90	▲	117	
Uncontested Divorce	2017	18	21	23	15	25	33	20	32	31	-	-	-	218	16.6%	218	
	2016	20	17	25	18	18	26	18	23	22	23	25	24	187	▲	259	
Criminal	Felonies and Related Matters	2017	268	290	323	375	297	307	246	308	213	-	-	-	2,627	4.9%	2,627
		2016	163	253	186	278	339	332	322	336	295	408	268	240	2,504	▲	3,420
	Misdemeanor	2017	73	82	83	70	75	79	69	54	57	-	-	-	642	-9.3%	642
		2016	58	64	57	69	78	98	72	110	102	85	58	69	708	▼	920
	Other Criminally Related Matters	2017	36	63	37	55	78	73	37	88	41	-	-	-	508	5.8%	508
		2016	43	63	70	56	51	55	50	61	31	44	42	36	480	▲	602
Miscellaneous		2017	175	182	166	151	163	170	176	184	182	-	-	-	1,549	1.4%	1,549
		2016	181	185	176	138	141	172	196	182	156	157	168	171	1,527	▲	2,023
Other	2017	185	193	207	178	167	214	243	195	184	-	-	-	1,766	1.7%	1,766	
	2016	300	129	155	221	206	174	177	198	176	202	181	144	1,736	▲	2,263	

January 2016 -- September 2017 Filings

Dashboard

Court: Fauquier Circuit

Start/End Date: Jan-16 / Sep-17

2016 Average Month: 310

Jan-Sep 2016: 2,904

Filings Trending: ▼

Circuit/Court ID: 20

220061

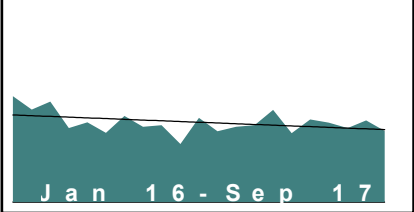
Type of Case: Filings

2017 Average Month:298

Jan-Sep 2017 : 2,682

Overall AVG. Month: 305

Monthly Filings Summary



Jan --- Sep Filings

2,682

2,904

2017

2016

Filings by Division																
		Jan	Feb	Mar	Apr	May	Jun	Jul	Aug	Sep	Oct	Nov	Dec	Thru Sep	% Change	Total
Total	2017	287	294	352	263	316	303	283	312	272	-	-	-	2,682	-7.6%	2,682
	2016	405	353	384	282	305	264	329	288	294	222	322	270	2,904	▼	3,718
Civil	2017	30	30	31	40	37	49	35	49	49	-	-	-	350	-17.3%	350
	2016	36	50	51	55	49	38	46	50	48	32	43	46	423	▼	544
Criminal	2017	66	82	163	79	130	104	92	79	70	-	-	-	865	1.2%	865
	2016	126	75	131	66	117	63	114	78	85	55	90	82	855	▲	1,082
Miscellaneous	2017	163	152	132	112	129	111	107	148	122	-	-	-	1,176	-9.0%	1,176
	2016	206	209	175	125	106	100	135	120	117	119	167	117	1,293	▼	1,696
Other	2017	28	30	26	32	20	39	49	36	31	-	-	-	291	-12.6%	291
	2016	37	19	27	36	33	63	34	40	44	16	22	25	333	▼	396

Filings by Division & Case Category																
		Jan	Feb	Mar	Apr	May	Jun	Jul	Aug	Sep	Oct	Nov	Dec	Thru Sep	% Change	Total
Civil	Administrative Law	2017	1	-	-	-	-	-	1	-	-	-	-	2	-33.3%	2
		2016	-	1	-	-	-	-	-	2	-	1	-	3	▼	4
	Contested Divorce	2017	5	-	4	2	6	4	10	4	-	-	-	37	-26.0%	37
		2016	4	6	5	9	6	3	6	3	2	2	8	50	▼	62
	Domestic and Family - Level 1	2017	-	-	-	-	-	-	-	-	-	-	-	0	-100.0%	0
		2016	3	3	3	3	2	1	6	4	1	3	3	26	▼	40
	Domestic and Family - Level 2	2017	-	4	1	4	1	2	3	2	-	-	-	23	-17.9%	23
		2016	1	6	3	3	6	-	2	5	2	6	7	28	▼	41
	General Civil - Level 1	2017	-	-	-	-	-	1	-	-	-	-	-	1	-91.7%	1
		2016	1	2	3	-	1	1	1	2	1	1	-	12	▼	14
	General Civil - Level 2	2017	10	8	8	14	14	13	9	11	15	-	-	102	-17.7%	102
		2016	13	11	11	15	18	10	10	18	5	12	11	124	▼	152
	General Civil - Level 3	2017	3	4	3	2	1	6	4	7	11	-	-	41	10.8%	41
		2016	1	6	7	4	6	4	3	2	4	5	6	37	▲	52
Criminal	Probates/Wills & Trusts - Level 1	2017	-	-	-	-	1	-	-	-	-	-	-	1	-50.0%	1
		2016	1	-	-	-	-	-	1	-	-	-	1	2	▼	3
	Probates/Wills & Trusts - Level 2	2017	-	2	-	4	-	4	3	-	3	-	-	16	33.3%	16
		2016	1	2	-	2	-	5	1	-	1	2	1	12	▲	16
	Protective Orders	2017	-	-	-	-	-	-	-	-	-	-	-	0	-100.0%	0
		2016	-	2	2	3	-	2	3	1	-	-	1	13	▼	14
	Uncontested Divorce	2017	11	12	15	14	14	19	11	17	14	-	-	127	9.5%	127
		2016	11	11	17	16	10	12	11	13	15	14	11	116	▲	146
Miscellaneous	Felonies and Related Matters	2017	47	60	123	39	87	49	51	39	47	-	-	542	-2.3%	542
		2016	101	54	87	42	80	31	70	42	48	30	67	555	▼	712
	Misdemeanor	2017	17	20	30	37	32	46	34	29	19	-	-	264	3.9%	264
		2016	21	18	39	19	29	26	38	30	34	24	20	254	▲	316
	Other Criminally Related Matters	2017	2	2	10	3	11	9	7	11	4	-	-	59	28.3%	59
		2016	4	3	5	5	8	6	6	6	3	1	3	46	▲	54
Other	Miscellaneous	2017	163	152	132	112	129	111	107	148	122	-	-	1,176	-9.0%	1,176
		2016	206	209	175	125	106	100	135	120	117	119	167	1,293	▼	1,696
Other	Other	2017	28	30	26	32	20	39	49	36	31	-	-	291	-12.6%	291
		2016	37	19	27	36	33	63	34	40	44	16	22	333	▼	396

January 2016 -- September 2017 Filings

Dashboard

Court: Loudoun Circuit

Start/End Date: Jan-16 / Sep-17

2016 Average Month: 879

Jan-Sep 2016: 8,107

Filings Trending: ▼

Circuit/Court ID: 20

220107

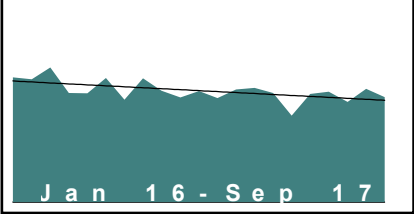
Type of Case: Filings

2017 Average Month:814

Jan-Sep 2017 : 7,328

Overall AVG. Month: 851

Monthly Filings Summary



Jan --- Sep Filings

7,328

8,107

2017

2016

Filings by Division																
		Jan	Feb	Mar	Apr	May	Jun	Jul	Aug	Sep	Oct	Nov	Dec	Thru Sep	% Change	Total
Total	2017	861	872	834	661	826	843	764	865	802	-	-	-	7,328	-9.6%	7,328
	2016	953	939	1,027	834	830	947	781	945	851	798	848	793	8,107	▼	10,546
Civil	2017	183	168	207	172	181	202	166	175	160	-	-	-	1,614	-12.2%	1,614
	2016	174	206	213	195	211	228	179	223	210	179	189	184	1,839	▼	2,391
Criminal	2017	188	253	183	130	224	203	177	224	201	-	-	-	1,783	1.7%	1,783
	2016	184	184	278	168	180	198	166	218	178	172	177	177	1,754	▲	2,280
Miscellaneous	2017	449	425	424	338	392	392	396	430	417	-	-	-	3,663	-13.8%	3,663
	2016	569	508	505	456	422	488	414	460	429	426	461	396	4,251	▼	5,534
Other	2017	41	26	20	21	29	46	25	36	24	-	-	-	268	1.9%	268
	2016	26	41	31	15	17	33	22	44	34	21	21	36	263	▲	341

Filings by Division & Case Category																
		Jan	Feb	Mar	Apr	May	Jun	Jul	Aug	Sep	Oct	Nov	Dec	Thru Sep	% Change	Total
Civil	Administrative Law	2017	-	-	-	3	1	1	-	2	-	-	-	7	-36.4%	7
		2016	1	1	-	1	-	4	1	2	4	1	-	11	▼	16
	Contested Divorce	2017	24	17	18	19	23	21	26	25	-	-	-	189	-1.6%	189
		2016	20	26	25	26	17	17	23	19	14	24	20	192	▼	250
	Domestic and Family - Level 1	2017	3	7	8	12	5	9	6	7	-	-	-	62	-53.4%	62
		2016	9	15	16	14	12	17	21	17	16	18	13	133	▼	180
	Domestic and Family - Level 2	2017	15	11	17	12	11	10	7	12	-	-	-	105	23.5%	105
		2016	6	8	10	8	9	10	10	12	13	5	9	85	▲	112
	General Civil - Level 1	2017	2	3	3	1	4	3	5	-	-	-	-	23	9.5%	23
		2016	3	-	5	-	1	3	2	4	1	1	5	21	▲	28
	General Civil - Level 2	2017	40	40	60	45	54	56	37	52	-	-	-	440	2.8%	440
		2016	35	48	45	49	57	45	50	42	46	39	48	428	▲	561
	General Civil - Level 3	2017	18	27	27	15	22	17	23	18	-	-	-	185	-43.4%	185
		2016	35	46	54	29	40	52	17	26	28	35	23	327	▼	421
Criminal	Probates/Wills & Trusts - Level 1	2017	-	-	-	-	1	-	-	1	-	-	-	2	-71.4%	2
		2016	-	-	1	-	1	-	3	1	-	1	-	7	▼	8
	Probates/Wills & Trusts - Level 2	2017	7	10	8	9	9	12	8	7	-	-	-	72	-6.5%	72
		2016	10	7	9	5	13	11	3	11	8	8	15	77	▼	109
	Uncontested Divorce	2017	74	53	66	59	49	73	52	60	43	-	-	529	-5.2%	529
		2016	55	55	48	63	60	72	49	79	77	41	51	558	▼	706
	Felonies and Related Matters	2017	108	163	93	78	129	100	105	100	-	-	-	978	-3.2%	978
		2016	105	100	163	78	131	121	87	129	96	81	86	1,010	▼	1,274
	Misdemeanor	2017	37	53	48	22	46	48	40	52	43	-	-	389	14.4%	389
		2016	31	36	60	47	23	36	21	47	39	44	33	340	▲	451
	Other Criminally Related Matters	2017	43	37	42	30	49	55	32	72	56	-	-	416	3.0%	416
		2016	48	48	55	43	26	41	58	42	43	47	58	404	▲	555
	Miscellaneous	2017	449	425	424	338	392	392	396	430	417	-	-	3,663	-13.8%	3,663
		2016	569	508	505	456	422	488	414	460	429	426	461	4,251	▼	5,534
Other	2017	41	26	20	21	29	46	25	36	24	-	-	-	268	1.9%	268
	2016	26	41	31	15	17	33	22	44	34	21	21	36	263	▲	341

January 2016 -- September 2017 Filings

Dashboard

Court: Rappahannock Circuit

Circuit/Court ID: 20

Start/End Date: Jan-16 / Sep-17

220157

2016 Average Month: 38

Type of Case: Filings

Jan-Sep 2016: 352

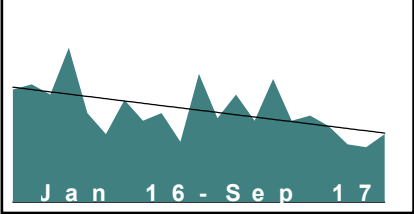
2017 Average Month:31

Filings Trending: ▼

Jan-Sep 2017 : 281

Overall AVG. Month: 35

Monthly Filings Summary



Jan --- Sep Filings

281

352

2017

2016

Filings by Division																
		Jan	Feb	Mar	Apr	May	Jun	Jul	Aug	Sep	Oct	Nov	Dec	Thru Sep	% Change	Total
Total	2017	41	31	47	31	33	29	22	21	26	-	-	-	281	-20.2%	281
	2016	43	45	41	59	34	26	39	31	34	23	49	32	352	▼	456
Civil	2017	9	3	8	1	4	6	1	2	2	-	-	-	36	-25.0%	36
	2016	2	6	9	6	3	7	3	6	6	3	3	5	48	▼	59
Criminal	2017	7	3	15	11	10	6	2	-	7	-	-	-	61	-16.4%	61
	2016	11	4	3	37	6	1	5	3	3	-	21	6	73	▼	100
Miscellaneous	2017	17	14	18	14	13	8	7	18	16	-	-	-	125	-20.4%	125
	2016	24	30	19	9	17	8	16	15	19	15	17	16	157	▼	205
Other	2017	8	11	6	5	6	9	12	1	1	-	-	-	59	-20.3%	59
	2016	6	5	10	7	8	10	15	7	6	5	8	5	74	▼	92

Filings by Division & Case Category																
		Jan	Feb	Mar	Apr	May	Jun	Jul	Aug	Sep	Oct	Nov	Dec	Thru Sep	% Change	Total
Civil	Administrative Law	2017	2	-	-	-	-	-	-	-	-	-	-	2	2	2
		2016	-	-	-	-	-	-	-	-	-	-	-	0	↔	0
	Contested Divorce	2017	2	-	2	-	-	1	-	1	-	-	-	6	20.0%	6
		2016	1	1	-	2	1	-	-	-	1	2	1	5	▲	9
	Domestic and Family - Level 1	2017	-	-	-	-	-	-	-	-	-	-	-	0	-100.0%	0
		2016	-	-	-	-	1	2	2	1	-	-	-	6	▼	6
	Domestic and Family - Level 2	2017	1	-	-	-	-	1	-	-	-	-	-	2	-71.4%	2
		2016	-	-	3	1	-	1	1	1	-	-	-	7	▼	7
	General Civil - Level 1	2017	-	-	1	-	-	-	-	-	-	-	-	1	1	1
		2016	-	-	-	-	-	-	-	-	-	-	-	0	↔	0
	General Civil - Level 2	2017	-	1	2	-	2	2	-	1	-	-	-	8	-20.0%	8
		2016	-	2	2	-	-	2	2	2	1	1	3	10	▼	15
	General Civil - Level 3	2017	1	1	-	-	2	2	-	1	-	-	-	7	-22.2%	7
		2016	-	2	1	2	1	1	-	2	-	-	-	9	▼	9
Criminal	Probates/Wills & Trusts - Level 1	2017	-	-	-	-	-	-	-	-	-	-	-	0	0	0
		2016	-	-	-	-	-	-	-	-	1	-	-	0	↔	1
	Probates/Wills & Trusts - Level 2	2017	-	-	2	-	-	-	-	-	-	-	-	2	2	2
		2016	-	-	-	-	-	-	-	-	-	-	-	0	↔	0
	Uncontested Divorce	2017	3	1	1	1	-	1	-	-	-	-	-	8	-27.3%	8
		2016	1	1	3	1	1	2	1	-	-	-	1	11	▼	12
	Felonies and Related Matters	2017	-	2	11	7	8	4	-	6	-	-	-	38	-26.9%	38
		2016	9	1	2	33	2	1	2	2	-	12	3	52	▼	67
	Misdemeanor	2017	6	1	2	4	1	2	-	1	-	-	-	19	-5.0%	19
Miscellaneous		2016	2	3	1	4	3	-	3	3	1	-	7	20	▼	29
	Other Criminally Related Matters	2017	1	-	2	-	1	-	-	-	-	-	-	4	300.0%	4
		2016	-	-	-	-	1	-	-	-	-	2	1	1	▲	4
	Miscellaneous	2017	17	14	18	14	13	8	7	18	16	-	-	125	-20.4%	125
		2016	24	30	19	9	17	8	16	15	19	15	17	157	▼	205
	Other	2017	8	11	6	5	6	9	12	1	1	-	-	59	-20.3%	59
		2016	6	5	10	7	8	10	15	7	6	5	8	74	▼	92

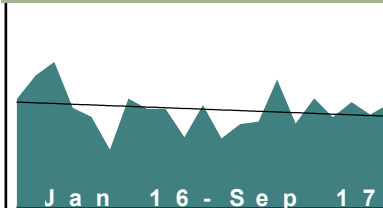
January 2016 -- September 2017 Filings

Dashboard

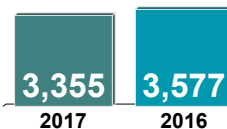
Court: Henry Circuit
 Start/End Date: Jan-16 / Sep-17
 2016 Average Month: 375
 Jan-Sep 2016: 3,577
 Filings Trending: ▼

Circuit/Court ID: 21
 221089
 Type of Case: Filings
 2017 Average Month: 373
 Jan-Sep 2017 : 3,355
 Overall AVG. Month: 374

Monthly Filings Summary



Jan --- Sep Filings



Filings by Division

		Jan	Feb	Mar	Apr	May	Jun	Jul	Aug	Sep	Oct	Nov	Dec	Thru Sep	% Change	Total
Total	2017	317	327	487	319	415	343	401	353	393	-	-	-	3,355	-6.2%	3,355
	2016	413	503	554	379	345	219	414	375	375	267	390	262	3,577	▼	4,496
Civil	2017	30	33	57	47	49	53	31	19	31	-	-	-	350	-14.8%	350
	2016	34	68	38	53	40	40	37	52	49	37	32	41	411	▼	521
Criminal	2017	157	174	217	121	187	160	216	197	222	-	-	-	1,651	2.6%	1,651
	2016	172	198	333	103	179	93	178	179	174	101	245	127	1,609	▲	2,082
Miscellaneous	2017	113	95	155	105	141	94	128	102	113	-	-	-	1,046	-20.9%	1,046
	2016	190	200	156	206	106	67	167	114	116	110	95	82	1,322	▼	1,609
Other	2017	17	25	58	46	38	36	26	35	27	-	-	-	308	31.1%	308
	2016	17	37	27	17	20	19	32	30	36	19	18	12	235	▲	284

Filings by Division & Case Category

		Jan	Feb	Mar	Apr	May	Jun	Jul	Aug	Sep	Oct	Nov	Dec	Thru Sep	% Change	Total
Civil	Administrative Law	2017	-	-	1	-	-	1	-	-	-	-	-	2	2	2
		2016	-	-	-	-	-	-	-	-	-	-	-	0	↔	0
	Contested Divorce	2017	4	3	9	16	7	9	7	6	5	-	-	66	-4.3%	66
		2016	4	12	7	10	1	10	6	11	8	9	6	69	▼	92
	Domestic and Family - Level 1	2017	3	1	1	-	1	1	3	-	1	-	-	11	-73.2%	11
		2016	3	9	2	3	6	3	1	6	8	2	1	41	▼	49
	Domestic and Family - Level 2	2017	2	2	1	3	8	2	1	-	3	-	-	22	10.0%	22
		2016	2	6	1	1	2	-	4	4	-	4	1	20	▲	29
	General Civil - Level 1	2017	-	-	-	-	-	1	-	1	-	-	-	2	-33.3%	2
		2016	-	-	-	-	-	-	1	2	-	-	-	3	▼	3
	General Civil - Level 2	2017	5	4	5	6	4	5	1	1	3	-	-	34	-30.6%	34
		2016	7	7	4	4	6	8	4	1	8	3	4	49	▼	60
	General Civil - Level 3	2017	6	8	4	1	7	8	6	4	7	-	-	51	-13.6%	51
		2016	9	16	5	6	3	4	5	5	6	5	2	59	▼	75
Criminal	Probates/Wills & Trusts - Level 1	2017	-	-	-	1	-	1	-	-	-	-	-	2	-50.0%	2
		2016	-	2	1	-	-	-	1	-	-	-	-	4	▼	4
	Probates/Wills & Trusts - Level 2	2017	1	-	4	-	1	4	3	1	3	-	-	17	-43.3%	17
		2016	1	2	1	7	2	2	7	5	3	1	4	30	▼	39
	Protective Orders	2017	-	-	-	-	-	-	-	-	-	-	-	0	-100.0%	0
		2016	-	-	-	-	-	-	1	-	-	-	-	1	▼	1
	Uncontested Divorce	2017	9	15	32	20	21	21	10	6	9	-	-	143	5.9%	143
		2016	8	14	17	22	20	13	10	17	14	14	11	135	▲	169
	Felonies and Related Matters	2017	107	120	140	77	127	105	129	111	132	-	-	1,048	-5.6%	1,048
		2016	122	115	275	62	113	50	138	104	131	54	193	1,110	▼	1,416
Miscellaneous	Misdemeanor	2017	44	41	71	35	57	50	77	71	84	-	-	530	26.2%	530
		2016	44	75	49	30	53	33	30	69	37	36	50	420	▲	568
	Other Criminally Related Matters	2017	6	13	6	9	3	5	10	15	6	-	-	73	-7.6%	73
		2016	6	8	9	11	13	10	10	6	6	11	2	79	▼	98
Other	Miscellaneous	2017	113	95	155	105	141	94	128	102	113	-	-	1,046	-20.9%	1,046
		2016	190	200	156	206	106	67	167	114	116	110	95	1,322	▼	1,609
Other	Other	2017	17	25	58	46	38	36	26	35	27	-	-	308	31.1%	308
		2016	17	37	27	17	20	19	32	30	36	19	18	235	▲	284

January 2016 -- September 2017 Filings

Dashboard

Court: Patrick Circuit

Start/End Date: Jan-16 / Sep-17

2016 Average Month: 161

Jan-Sep 2016: 1,522

Filings Trending: ▲

Circuit/Court ID: 21

221141

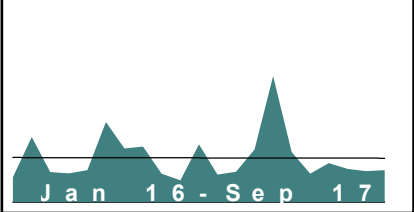
Type of Case: Filings

2017 Average Month:179

Jan-Sep 2017 : 1,612

Overall AVG. Month: 169

Monthly Filings Summary



Jan --- Sep Filings

1,612

2017

1,522

2016

Filings by Division																
		Jan	Feb	Mar	Apr	May	Jun	Jul	Aug	Sep	Oct	Nov	Dec	Thru Sep	% Change	Total
Total	2017	116	201	481	191	108	148	127	118	122	-	-	-	1,612	5.9%	1,612
	2016	95	249	115	110	122	306	205	212	108	83	221	105	1,522	▲	1,931
Civil	2017	14	14	17	12	7	8	3	9	20	-	-	-	104	-9.6%	104
	2016	13	19	13	13	15	9	12	11	10	17	14	11	115	▼	157
Criminal	2017	48	131	390	115	56	114	85	63	49	-	-	-	1,051	20.9%	1,051
	2016	46	102	50	63	55	244	117	136	56	21	153	50	869	▲	1,093
Miscellaneous	2017	53	56	74	64	45	26	39	46	53	-	-	-	456	-14.9%	456
	2016	36	128	52	34	52	53	74	65	42	44	54	44	536	▼	678
Other	2017	1	-	-	-	-	-	-	-	-	-	-	-	1	-50.0%	1
	2016	-	-	-	-	-	-	2	-	-	1	-	-	2	▼	3

Filings by Division & Case Category																	
			Jan	Feb	Mar	Apr	May	Jun	Jul	Aug	Sep	Oct	Nov	Dec	Thru Sep	% Change	Total
Civil	Contested Divorce	2017	4	1	5	2	3	1	-	2	4	-	-	-	22	22.2%	22
		2016	3	4	2	-	2	1	1	4	1	4	3	-	18	▲	25
	Domestic and Family - Level 1	2017	-	-	-	-	-	-	-	-	-	-	-	-	0	-100.0%	0
		2016	-	3	-	-	1	2	1	1	-	-	-	-	8	▼	8
	Domestic and Family - Level 2	2017	1	-	1	3	1	1	-	-	2	-	-	-	9	200.0%	9
		2016	-	-	1	1	-	1	-	-	-	-	-	1	3	▲	4
	General Civil - Level 2	2017	2	2	3	2	1	-	1	1	5	-	-	-	17	142.9%	17
		2016	1	1	-	1	1	1	2	-	-	2	4	1	7	▲	14
	General Civil - Level 3	2017	1	5	2	2	-	2	1	-	2	-	-	-	15	-31.8%	15
		2016	1	6	2	2	4	1	1	1	4	3	5	2	22	▼	32
Probates/Wills & Trusts - Level 2	2017	2	-	-	-	-	1	-	-	2	-	-	-	5	-50.0%	5	
	2016	-	-	1	1	1	-	3	1	3	2	1	-	10	▼	13	
Uncontested Divorce	2017	4	6	6	3	2	3	1	6	5	-	-	-	36	-23.4%	36	
	2016	8	5	7	8	6	3	4	4	2	6	1	7	47	▼	61	
Criminal	Capital Murder	2017	-	-	-	-	-	-	-	-	-	-	-	-	0	-100.0%	0
		2016	-	-	-	-	-	-	-	1	-	-	-	-	1	▼	1
	Felonies and Related Matters	2017	25	57	371	53	40	99	48	41	40	-	-	-	774	13.8%	774
		2016	35	66	28	33	43	229	108	86	52	12	88	41	680	▲	821
	Misdemeanor	2017	16	50	19	42	10	15	15	16	9	-	-	-	192	39.1%	192
		2016	9	25	22	13	11	15	8	31	4	9	35	9	138	▲	191
	Other Criminally Related Matters	2017	7	24	-	20	6	-	22	6	-	-	-	-	85	70.0%	85
		2016	2	11	-	17	1	-	1	18	-	-	30	-	50	▲	80
	Miscellaneous	2017	53	56	74	64	45	26	39	46	53	-	-	-	456	-14.9%	456
		2016	36	128	52	34	52	53	74	65	42	44	54	44	536	▼	678
Other	2017	1	-	-	-	-	-	-	-	-	-	-	-	1	-50.0%	1	
	2016	-	-	-	-	-	-	2	-	-	1	-	-	2	▼	3	

January 2016 -- September 2017 Filings

Dashboard

Court: Martinsville Circuit

Circuit/Court ID: 21

Start/End Date: Jan-16 / Sep-17

2016 Average Month: 124

Jan-Sep 2016: 1,138

Filings Trending: ▲

221690

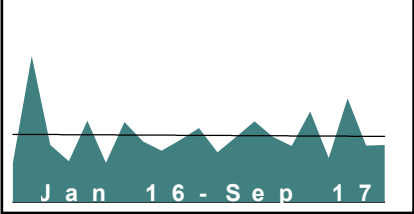
Type of Case: Filings

2017 Average Month:131

Jan-Sep 2017 : 1,181

Overall AVG. Month: 127

Monthly Filings Summary



Jan --- Sep Filings

1,181

2017

1,138

2016

Filings by Division																
		Jan	Feb	Mar	Apr	May	Jun	Jul	Aug	Sep	Oct	Nov	Dec	Thru Sep	% Change	Total
Total	2017	124	154	124	107	173	84	198	108	109	-	-	-	1,181	3.8%▲	1,181
	2016	75	279	109	78	155	75	153	116	98	119	141	95	1,138		1,493
Civil	2017	7	4	10	7	8	8	9	8	5	-	-	-	66	-27.5%▼	66
	2016	13	11	9	8	11	6	11	8	14	8	7	21	91		127
Criminal	2017	45	109	60	70	123	37	158	61	70	-	-	-	733	-11.6%▼	733
	2016	36	242	70	45	123	50	120	78	65	80	107	49	829		1,065
Miscellaneous	2017	13	18	23	17	15	18	16	11	19	-	-	-	150	16.3%▲	150
	2016	15	10	25	10	15	11	12	18	13	12	17	15	129		173
Other	2017	59	23	31	13	27	21	15	28	15	-	-	-	232	160.7%▲	232
	2016	11	16	5	15	6	8	10	12	6	19	10	10	89		128

Filings by Division & Case Category																
		Jan	Feb	Mar	Apr	May	Jun	Jul	Aug	Sep	Oct	Nov	Dec	Thru Sep	% Change	Total
Civil	Administrative Law	2017	-	-	-	-	-	-	-	1	-	-	-	1	0.0%↔	1
		2016	-	-	-	-	-	-	-	1	-	-	-	1		1
	Contested Divorce	2017	-	1	1	-	1	1	1	-	-	-	-	6	-60.0%▼	6
		2016	2	2	4	-	2	1	2	2	-	1	1	15		17
	Domestic and Family - Level 1	2017	-	-	1	-	-	-	1	-	-	-	-	2	-71.4%▼	2
		2016	-	-	-	-	3	-	4	-	-	-	12	7		19
	Domestic and Family - Level 2	2017	-	-	-	-	2	-	3	-	-	-	-	5	-28.6%▼	5
		2016	5	1	-	-	-	1	-	-	-	1	1	7		9
	General Civil - Level 1	2017	-	-	-	1	-	-	1	-	-	-	-	3	200.0%▲	3
		2016	-	-	-	-	-	-	1	-	2	-	-	1		3
	General Civil - Level 2	2017	4	1	1	4	1	1	3	-	3	-	-	18	5.9%▲	18
		2016	1	2	-	2	1	1	5	3	2	2	2	17		23
Criminal	General Civil - Level 3	2017	1	1	-	-	1	3	1	1	-	-	-	11	22.2%▲	11
		2016	1	2	1	2	1	1	-	1	3	1	2	9		15
	Probates/Wills & Trusts - Level 2	2017	-	-	1	-	-	1	-	-	-	-	-	2	-71.4%▼	2
		2016	1	2	1	-	1	1	-	1	-	-	2	7		9
	Uncontested Divorce	2017	2	1	6	2	3	2	1	-	-	-	-	18	-33.3%▼	18
		2016	3	2	3	4	3	2	3	7	1	2	1	27		31
	Felonies and Related Matters	2017	22	87	41	51	94	26	132	36	43	-	-	532	-19.3%▼	532
		2016	26	207	49	34	105	42	103	47	46	52	81	659		832
	Misdemeanor	2017	22	19	16	14	23	10	22	19	-	-	-	164	7.9%▲	164
		2016	9	29	16	9	18	7	16	31	17	23	21	152		205
	Other Criminally Related Matters	2017	1	3	3	5	6	1	4	6	8	-	-	37	105.6%▲	37
		2016	1	6	5	2	-	1	1	-	2	5	5	18		28
Miscellaneous		2017	13	18	23	17	15	18	16	11	19	-	-	150	16.3%▲	150
		2016	15	10	25	10	15	11	12	18	13	12	17	129		173
Other		2017	59	23	31	13	27	21	15	28	15	-	-	232	160.7%▲	232
		2016	11	16	5	15	6	8	10	12	6	19	10	89		128

January 2016 -- September 2017 Filings

Dashboard

Court: Franklin County Circuit

Circuit/Court ID: 22

Start/End Date: Jan-16 / Sep-17

222067

2016 Average Month: 322

Type of Case: Filings

Jan-Sep 2016: 3,005

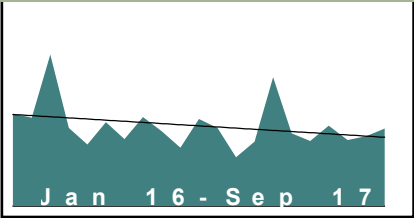
2017 Average Month:286

Filings Trending: ▼

Jan-Sep 2017 : 2,573

Overall AVG. Month: 306

Monthly Filings Summary



Jan --- Sep Filings

2,573

3,005

2017

2016

Filings by Division																
		Jan	Feb	Mar	Apr	May	Jun	Jul	Aug	Sep	Oct	Nov	Dec	Thru Sep	% Change	Total
Total	2017	186	246	492	278	249	307	252	267	296	-	-	-	2,573	-14.4%	2,573
	2016	353	338	578	299	235	320	256	340	286	223	333	299	3,005	▼	3,860
Civil	2017	32	45	37	32	49	37	52	45	36	-	-	-	365	-7.1%	365
	2016	33	40	40	66	40	41	38	49	46	40	38	33	393	▼	504
Criminal	2017	72	114	318	170	104	181	111	121	148	-	-	-	1,339	-8.7%	1,339
	2016	138	126	394	151	114	175	102	153	113	70	191	177	1,466	▼	1,904
Miscellaneous	2017	82	86	135	76	95	87	88	99	111	-	-	-	859	-24.7%	859
	2016	181	172	144	81	81	104	116	135	127	111	103	89	1,141	▼	1,444
Other	2017	-	1	2	-	1	2	1	2	1	-	-	-	10	100.0%	10
	2016	1	-	-	1	-	-	-	3	-	2	1	-	5	▲	8

Filings by Division & Case Category																
		Jan	Feb	Mar	Apr	May	Jun	Jul	Aug	Sep	Oct	Nov	Dec	Thru Sep	% Change	Total
Civil	Administrative Law	2017	2	1	-	-	-	-	-	-	-	-	-	3	200.0%	3
		2016	-	-	-	-	-	-	1	-	-	-	-	1	▲	1
	Contested Divorce	2017	6	8	9	7	4	5	7	2	-	-	-	51	-8.9%	51
		2016	7	6	14	4	4	4	7	5	4	2	3	56	▼	65
	Domestic and Family - Level 1	2017	4	1	1	2	1	1	1	3	-	-	-	16	-78.1%	16
		2016	2	5	4	22	5	7	11	7	10	11	4	73	▼	96
	Domestic and Family - Level 2	2017	-	1	-	2	-	1	6	2	4	-	-	16	-36.0%	16
		2016	3	5	2	4	-	2	1	8	-	1	1	25	▼	28
	General Civil - Level 1	2017	-	-	-	1	-	1	1	2	-	-	-	5	400.0%	5
		2016	-	-	1	-	-	-	-	-	-	-	-	1	▲	1
	General Civil - Level 2	2017	6	12	6	8	11	9	17	9	7	-	-	85	28.8%	85
		2016	5	3	7	11	10	10	8	2	10	9	8	66	▲	93
	General Civil - Level 3	2017	5	10	2	2	11	6	1	10	4	-	-	51	30.8%	51
		2016	1	3	2	6	7	3	7	7	8	6	6	39	▲	59
Criminal	Probates/Wills & Trusts - Level 1	2017	-	-	-	-	-	-	1	-	-	-	-	1	-50.0%	1
		2016	-	-	-	-	-	-	1	1	-	-	-	2	▼	2
	Probates/Wills & Trusts - Level 2	2017	1	2	3	1	2	-	4	-	4	-	-	17	54.5%	17
		2016	4	1	-	2	-	-	2	2	-	3	-	11	▲	14
	Protective Orders	2017	-	-	-	-	-	-	-	-	-	-	-	0	-100.0%	0
		2016	-	-	-	-	-	1	1	-	-	-	-	2	▼	2
	Uncontested Divorce	2017	8	10	16	9	20	14	17	14	12	-	-	120	2.6%	120
		2016	11	17	10	17	14	15	9	13	11	10	7	117	▲	143
	Capital Murder	2017	-	-	-	-	-	-	-	-	-	-	-	0	0	0
		2016	-	-	-	-	-	-	-	-	-	1	-	0	↔	1
Criminal	Felonies and Related Matters	2017	32	79	268	133	66	116	75	91	103	-	-	963	2.6%	963
		2016	80	78	295	71	65	125	64	95	66	35	145	939	▲	1,258
	Misdemeanor	2017	40	34	42	35	33	58	29	27	37	-	-	335	-29.0%	335
		2016	53	44	97	73	44	42	30	49	40	33	38	472	▼	580
	Other Criminally Related Matters	2017	-	1	8	2	5	7	7	3	8	-	-	41	-25.5%	41
Criminal		2016	5	4	2	7	5	8	8	9	7	2	7	55	▼	65
	Miscellaneous	2017	82	86	135	76	95	87	88	99	111	-	-	859	-24.7%	859
Criminal		2016	181	172	144	81	81	104	116	135	127	111	103	1,141	▼	1,444
	Other	2017	-	1	2	-	1	2	1	2	1	-	-	10	100.0%	10
Criminal		2016	1	-	-	1	-	-	3	-	-	2	1	5	▲	8

January 2016 -- September 2017 Filings

Dashboard

Court: **Pittsylvania Circuit**

Start/End Date: **Jan-16 / Sep-17**

2016 Average Month: **376**

Jan-Sep 2016: **3,491**

Filings Trending: ▼

Circuit/Court ID: **22**

222143

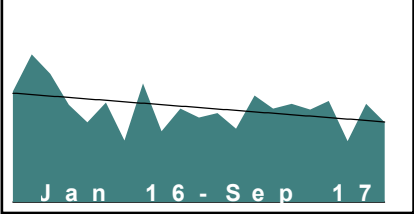
Type of Case: **Filings**

2017 Average Month: **341**

Jan-Sep 2017 : **3,070**

Overall AVG. Month: **361**

Monthly Filings Summary



Jan --- Sep Filings

3,070

3,491

2017

2016

Filings by Division																
		Jan	Feb	Mar	Apr	May	Jun	Jul	Aug	Sep	Oct	Nov	Dec	Thru Sep	% Change	Total
Total	2017	280	407	357	375	353	386	233	375	304	-	-	-	3,070	-12.1%	3,070
	2016	423	564	490	371	305	380	235	453	270	357	323	340	3,491	▼	4,511
Civil	2017	36	42	45	39	35	31	38	39	36	-	-	-	341	-14.3%	341
	2016	23	64	65	29	46	26	52	55	38	40	37	37	398	▼	512
Criminal	2017	65	108	77	158	145	185	63	147	97	-	-	-	1,045	-8.6%	1,045
	2016	81	136	154	161	90	210	37	186	88	128	99	135	1,143	▼	1,505
Miscellaneous	2017	158	230	208	138	142	142	104	156	148	-	-	-	1,426	-15.1%	1,426
	2016	269	321	244	156	141	118	127	182	122	160	171	150	1,680	▼	2,161
Other	2017	21	27	27	40	31	28	28	33	23	-	-	-	258	-4.4%	258
	2016	50	43	27	25	28	26	19	30	22	29	16	18	270	▼	333

Filings by Division & Case Category																	
		Jan	Feb	Mar	Apr	May	Jun	Jul	Aug	Sep	Oct	Nov	Dec	Thru Sep	% Change	Total	
Civil	Administrative Law	2017	-	-	-	1	1	-	-	-	-	-	-	2	0.0%	2	
		2016	-	-	-	1	-	1	-	-	-	-	-	2	↔	2	
	Contested Divorce	2017	11	5	12	7	6	4	10	8	-	-	-	73	21.7%	73	
		2016	4	5	12	9	4	4	6	7	5	4	9	60	▲	78	
	Domestic and Family - Level 1	2017	4	5	-	4	1	1	4	1	-	-	-	22	-81.2%	22	
		2016	6	35	24	6	18	2	13	3	3	5	3	117	▼	128	
	Domestic and Family - Level 2	2017	1	3	2	1	1	-	-	-	-	-	-	8	-55.6%	8	
		2016	2	2	1	1	-	1	4	5	2	3	1	18	▼	23	
	General Civil - Level 1	2017	1	-	-	-	1	-	1	-	-	-	-	3	0.0%	3	
		2016	-	1	-	1	-	1	-	-	-	-	1	3	↔	4	
	General Civil - Level 2	2017	6	11	7	4	4	2	4	5	-	-	-	44	0.0%	44	
		2016	-	4	8	4	8	5	2	6	7	3	5	44	↔	58	
	General Civil - Level 3	2017	2	2	2	2	3	8	7	4	-	-	-	38	40.7%	38	
		2016	4	3	3	5	2	4	2	2	3	9	3	27	▲	42	
Criminal	Probates/Wills & Trusts - Level 1	2017	-	-	-	-	-	-	-	-	-	-	-	0	-100.0%	0	
		2016	-	-	-	-	-	-	-	1	-	-	-	1	▼	1	
	Probates/Wills & Trusts - Level 2	2017	2	-	1	-	2	1	3	-	-	-	-	10	-9.1%	10	
		2016	-	2	1	1	2	2	3	-	3	3	-	11	▼	17	
	Uncontested Divorce	2017	9	16	21	21	16	14	17	13	-	-	-	141	22.6%	141	
		2016	7	12	16	2	11	8	20	23	17	12	15	115	▲	159	
	Capital Murder	2017	-	-	-	-	-	-	-	-	-	-	-	0	-100.0%	0	
		2016	-	-	-	-	1	1	-	-	-	-	-	2	▼	2	
	Felonies and Related Matters	2017	47	82	63	131	114	149	28	114	67	-	-	-	795	-7.5%	795
		2016	44	100	118	131	55	184	25	151	51	94	68	859	▼	1,131	
Miscellaneous	Misdemeanor	2017	15	24	10	25	27	35	29	26	-	-	-	221	-6.0%	221	
		2016	30	29	27	28	29	23	9	27	33	26	24	235	▼	311	
	Other Criminally Related Matters	2017	3	2	4	2	4	1	6	7	-	-	-	29	-38.3%	29	
		2016	7	7	9	2	5	2	3	8	4	8	5	47	▼	61	
Other	Miscellaneous	2017	158	230	208	138	142	142	104	156	148	-	-	-	1,426	-15.1%	1,426
		2016	269	321	244	156	141	118	127	182	122	160	171	1,680	▼	2,161	
	Other	2017	21	27	27	40	31	28	28	33	23	-	-	-	258	-4.4%	258
		2016	50	43	27	25	28	26	19	30	22	29	16	270	▼	333	

Data Extracted: 10-10-2017 Locale: **Pittsylvania** Circuit: **22** FIPS: **143**

Page 72

Source:SCV-CMS-SQL-CIR

January 2016 -- September 2017 Filings

Dashboard

Court: Danville Circuit

Start/End Date: Jan-16 / Sep-17

2016 Average Month: 368

Jan-Sep 2016: 3,524

Filings Trending: ▼

Circuit/Court ID: 22

222590

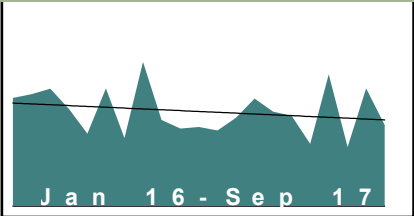
Type of Case: Filings

2017 Average Month: 353

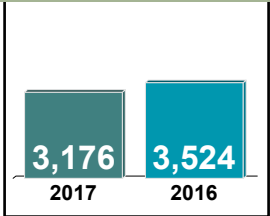
Jan-Sep 2017 : 3,176

Overall AVG. Month: 361

Monthly Filings Summary



Jan --- Sep Filings



Filings by Division																	
			Jan	Feb	Mar	Apr	May	Jun	Jul	Aug	Sep	Oct	Nov	Dec	Thru Sep	% Change	Total
Total	2017	338	410	360	345	237	503	225	449	309	-	-	-	3,176	-9.9%	3,176	
	2016	413	427	448	371	277	449	259	551	329	296	302	289	3,524	▼	4,411	
Civil	2017	20	30	36	36	26	34	30	24	31	-	-	-	267	-30.8%	267	
	2016	37	40	54	38	34	44	40	53	46	27	30	25	386	▼	468	
Criminal	2017	252	296	219	251	143	405	146	355	222	-	-	-	2,289	-6.0%	2,289	
	2016	303	295	234	269	170	352	174	422	216	229	231	204	2,435	▼	3,099	
Miscellaneous	2017	66	84	105	58	67	63	49	70	55	-	-	-	617	-11.5%	617	
	2016	73	92	160	64	72	53	44	73	66	40	41	59	697	▼	837	
Other	2017	-	-	-	-	1	1	-	-	1	-	-	-	3	-50.0%	3	
	2016	-	-	-	-	1	-	1	3	1	-	-	1	6	▼	7	

Filings by Division & Case Category																	
			Jan	Feb	Mar	Apr	May	Jun	Jul	Aug	Sep	Oct	Nov	Dec	Thru Sep	% Change	Total
Civil	Administrative Law	2017	2	3	8	4	-	2	-	-	-	-	-	-	19	-47.2%	19
		2016	5	8	3	3	-	2	5	5	5	1	3	6	36	▼	46
	Contested Divorce	2017	1	-	3	3	4	1	1	2	2	-	-	-	17	-43.3%	17
		2016	-	4	4	4	-	8	1	6	3	5	5	1	30	▼	41
	Domestic and Family - Level 1	2017	1	3	2	5	3	8	-	1	1	-	-	-	24	-68.0%	24
		2016	13	10	17	3	5	7	5	7	8	4	9	1	75	▼	89
	Domestic and Family - Level 2	2017	1	2	1	5	-	1	1	-	8	-	-	-	19	-55.8%	19
		2016	5	4	3	4	-	3	4	14	6	2	-	1	43	▼	46
	General Civil - Level 1	2017	1	-	1	-	1	-	1	-	1	-	-	-	5	-37.5%	5
		2016	1	-	-	1	2	-	2	1	1	1	1	-	8	▼	10
	General Civil - Level 2	2017	1	5	5	8	5	7	9	7	3	-	-	-	50	-3.8%	50
		2016	6	1	6	9	6	4	9	4	7	4	1	5	52	▼	62
	General Civil - Level 3	2017	7	9	6	4	9	10	9	8	5	-	-	-	67	3.1%	67
		2016	1	6	12	4	10	12	7	5	8	6	4	6	65	▲	81
Probates/Wills & Trusts - Level 1	2017	-	-	-	-	-	-	-	-	-	-	-	-	0	-100.0%	0	
	2016	-	-	-	2	-	-	-	-	-	2	-	-	2	▼	4	
Probates/Wills & Trusts - Level 2	2017	1	-	-	1	1	1	4	3	5	-	-	-	16	166.7%	16	
	2016	-	-	-	1	-	2	-	1	2	-	-	-	6	▲	6	
Protective Orders	2017	-	-	-	-	-	-	-	-	-	-	-	-	0	-100.0%	0	
	2016	2	1	-	-	-	-	-	-	-	-	-	-	3	▼	3	
Uncontested Divorce	2017	5	8	10	6	3	4	5	3	6	-	-	-	50	-24.2%	50	
	2016	4	6	9	7	11	6	7	10	6	2	7	5	66	▼	80	
Criminal	Capital Murder	2017	-	-	-	-	-	-	-	-	-	-	-	-	0	0	0
		2016	-	-	-	-	-	-	-	-	-	-	1	-	0	↔	1
	Felonies and Related Matters	2017	186	185	146	137	96	297	108	213	164	-	-	-	1,532	-5.1%	1,532
		2016	249	160	170	161	112	223	132	277	131	130	156	101	1,615	▼	2,002
	Misdemeanor	2017	58	96	64	107	40	101	29	132	53	-	-	-	680	-7.9%	680
		2016	50	126	58	102	48	117	36	134	67	95	60	94	738	▼	987
Other Criminally Related Matters	2017	8	15	9	7	7	7	9	10	5	-	-	-	77	-6.1%	77	
	2016	4	9	6	6	10	12	6	11	18	4	14	9	82	▼	109	
Miscellaneous	2017	66	84	105	58	67	63	49	70	55	-	-	-	617	-11.5%	617	
	2016	73	92	160	64	72	53	44	73	66	40	41	59	697	▼	837	
Other	2017	-	-	-	-	1	1	-	-	1	-	-	-	3	-50.0%	3	
	2016	-	-	-	-	1	-	1	3	1	-	-	1	6	▼	7	

January 2016 -- September 2017 Filings

Dashboard

Court: Roanoke County Circuit

Circuit/Court ID: 23

Start/End Date: Jan-16 / Sep-17

223161

2016 Average Month: 421

Type of Case: Filings

Jan-Sep 2016: 3,808

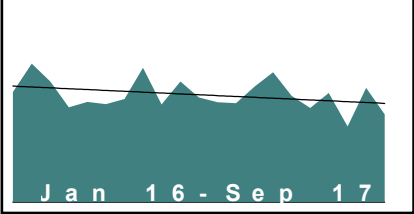
2017 Average Month: 395

Filings Trending: ▼

Jan-Sep 2017 : 3,557

Overall AVG. Month: 410

Monthly Filings Summary



Jan --- Sep Filings

3,557

3,808

2017

2016

Filings by Division																
		Jan	Feb	Mar	Apr	May	Jun	Jul	Aug	Sep	Oct	Nov	Dec	Thru Sep	% Change	Total
Total	2017	378	441	496	406	359	417	289	436	335	-	-	-	3,557	-6.6%	3,557
	2016	420	529	461	362	383	374	393	513	373	461	400	381	3,808	▼	5,050
Civil	2017	45	45	80	48	52	67	42	66	49	-	-	-	494	-12.1%	494
	2016	46	79	68	63	57	69	58	66	56	61	59	54	562	▼	736
Criminal	2017	131	173	159	173	136	175	86	162	98	-	-	-	1,293	-11.7%	1,293
	2016	111	215	172	140	192	129	149	218	139	214	146	193	1,465	▼	2,018
Miscellaneous	2017	164	195	215	156	120	143	143	180	155	-	-	-	1,471	-16.9%	1,471
	2016	263	232	221	158	131	174	185	228	178	185	194	131	1,770	▼	2,280
Other	2017	38	28	42	29	51	32	18	28	33	-	-	-	299	2,618.2%	299
	2016	-	3	-	1	3	2	1	1	-	1	1	3	11	▲	16

Filings by Division & Case Category																
		Jan	Feb	Mar	Apr	May	Jun	Jul	Aug	Sep	Oct	Nov	Dec	Thru Sep	% Change	Total
Civil	Administrative Law	2017	2	1	1	-	1	-	-	-	-	-	-	5	-28.6%	5
		2016	2	-	-	2	-	2	-	1	3	1	3	7	▼	14
	Contested Divorce	2017	11	11	17	3	9	9	16	11	-	-	-	95	-4.0%	95
		2016	7	9	14	15	13	15	8	9	7	7	6	99	▼	119
	Domestic and Family - Level 1	2017	-	-	-	-	1	-	-	-	-	-	-	1	-98.7%	1
		2016	8	16	8	3	9	5	19	3	6	7	15	76	▼	104
	Domestic and Family - Level 2	2017	1	-	4	5	2	2	3	2	-	-	-	22	-4.3%	22
		2016	-	2	5	1	4	4	2	3	3	5	2	23	▼	33
	General Civil - Level 1	2017	1	-	-	2	-	-	1	-	-	-	-	4	100.0%	4
		2016	-	-	-	-	1	-	-	1	-	-	-	2	▲	2
	General Civil - Level 2	2017	8	6	12	4	10	13	7	13	11	-	-	84	3.7%	84
		2016	9	6	9	11	14	9	12	7	4	15	8	81	▲	110
	General Civil - Level 3	2017	1	5	15	14	9	9	5	7	-	-	-	71	34.0%	71
		2016	2	18	6	4	2	6	2	7	5	6	8	53	▲	72
Criminal	Probates/Wills & Trusts - Level 1	2017	-	-	-	-	-	1	1	1	-	-	-	3	0.0%	3
		2016	1	1	-	-	-	-	1	-	-	-	-	3	↔	3
	Probates/Wills & Trusts - Level 2	2017	8	3	5	2	3	7	-	3	3	-	-	34	-5.6%	34
		2016	4	1	3	6	1	4	-	11	6	4	1	36	▼	47
	Uncontested Divorce	2017	13	19	26	18	17	27	16	25	14	-	-	175	-3.8%	175
		2016	13	26	23	21	13	26	22	16	22	18	13	182	▼	232
	Capital Murder	2017	-	-	-	-	-	-	-	-	-	-	-	0	0	0
		2016	-	-	-	-	-	-	-	-	-	-	1	0	↔	1
	Felonies and Related Matters	2017	95	143	108	134	95	146	68	123	71	-	-	983	-7.5%	983
		2016	83	149	117	93	136	103	105	175	102	168	109	1,063	▼	1,489
	Misdemeanor	2017	25	24	43	29	32	23	14	31	19	-	-	240	-25.2%	240
		2016	21	54	46	34	48	23	37	33	25	36	26	321	▼	416
	Other Criminally Related Matters	2017	11	6	8	10	9	6	4	8	8	-	-	70	-13.6%	70
		2016	7	12	9	13	8	3	7	10	12	10	11	81	▼	112
Miscellaneous	2017	164	195	215	156	120	143	143	180	155	-	-	-	1,471	-16.9%	1,471
	2016	263	232	221	158	131	174	185	228	178	185	194	131	1,770	▼	2,280
Other	2017	38	28	42	29	51	32	18	28	33	-	-	-	299	2,618.2%	299
	2016	-	3	-	1	3	2	1	1	-	1	1	3	11	▲	16

January 2016 -- September 2017 Filings

Dashboard

Court: Roanoke Circuit

Start/End Date: Jan-16 / Sep-17

2016 Average Month: 453

Jan-Sep 2016: 4,062

Filings Trending: ▲

Circuit/Court ID: 23

223770

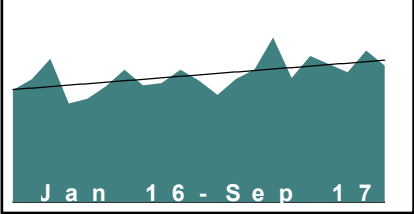
Type of Case: Filings

2017 Average Month:529

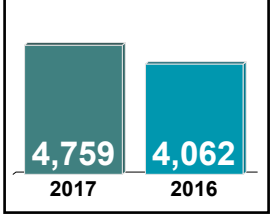
Jan-Sep 2017 : 4,759

Overall AVG. Month: 486

Monthly Filings Summary



Jan --- Sep Filings



Filings by Division																
		Jan	Feb	Mar	Apr	May	Jun	Jul	Aug	Sep	Oct	Nov	Dec	Thru Sep	% Change	Total
Total	2017	470	507	628	474	558	527	496	578	521	-	-	-	4,759	17.2%	4,759
	2016	428	469	547	376	395	442	505	446	454	505	464	409	4,062	▲	5,440
Civil	2017	97	119	114	82	101	109	106	107	105	-	-	-	940	-4.7%	940
	2016	94	91	108	100	107	121	143	117	105	95	108	107	986	▼	1,296
Criminal	2017	256	249	270	219	249	201	217	243	232	-	-	-	2,136	13.6%	2,136
	2016	174	226	259	161	182	227	226	194	232	287	203	186	1,881	▲	2,557
Miscellaneous	2017	115	129	158	122	134	134	110	158	132	-	-	-	1,192	1.3%	1,192
	2016	160	150	178	114	104	91	131	134	115	114	146	112	1,177	▲	1,549
Other	2017	2	10	86	51	74	83	63	70	52	-	-	-	491	2,627.8%	491
	2016	-	2	2	1	2	3	5	1	2	9	7	4	18	▲	38

Filings by Division & Case Category																
		Jan	Feb	Mar	Apr	May	Jun	Jul	Aug	Sep	Oct	Nov	Dec	Thru Sep	% Change	Total
Civil	Administrative Law	2017	-	1	1	-	-	-	1	-	-	-	-	3	-40.0%	3
		2016	2	-	1	1	-	1	-	-	1	-	-	5	▼	6
	Contested Divorce	2017	10	13	10	10	17	13	17	13	-	-	-	116	3.6%	116
		2016	9	9	10	14	19	12	17	10	12	12	6	112	▲	143
	Domestic and Family - Level 1	2017	3	6	3	4	4	7	4	3	2	-	-	36	-81.8%	36
		2016	7	10	8	20	15	36	53	24	25	15	33	198	▼	298
	Domestic and Family - Level 2	2017	2	9	8	4	6	8	7	5	4	-	-	53	76.7%	53
		2016	3	3	7	2	1	6	4	1	3	4	7	30	▲	41
	General Civil - Level 1	2017	10	10	7	4	7	9	9	2	5	-	-	63	16.7%	63
		2016	12	6	9	1	6	7	6	3	4	3	6	54	▲	70
	General Civil - Level 2	2017	31	32	27	26	28	26	21	16	41	-	-	248	31.2%	248
		2016	22	17	32	13	25	21	24	16	19	29	15	189	▲	252
	General Civil - Level 3	2017	5	6	23	4	6	6	23	20	14	-	-	107	0.0%	107
		2016	7	10	13	8	9	17	11	22	10	5	9	107	↔	123
Criminal	Probates/Wills & Trusts - Level 1	2017	-	-	1	-	1	-	1	-	-	-	-	3	50.0%	3
		2016	-	-	-	1	-	-	1	-	-	-	-	2	▲	2
	Probates/Wills & Trusts - Level 2	2017	13	6	5	7	6	7	4	5	6	-	-	59	63.9%	59
		2016	1	8	2	3	5	4	3	3	7	4	2	36	▲	44
	Uncontested Divorce	2017	23	36	29	23	26	33	24	38	20	-	-	252	-0.4%	252
		2016	31	28	26	37	27	17	25	37	25	21	19	253	▼	317
	Felonies and Related Matters	2017	209	208	213	172	200	171	157	205	178	-	-	1,713	15.0%	1,713
		2016	135	182	223	117	151	179	179	150	173	238	148	1,489	▲	2,026
	Misdemeanor	2017	29	25	38	30	36	19	37	26	32	-	-	272	6.7%	272
		2016	22	29	28	18	22	29	28	35	44	33	35	255	▲	345
	Other Criminally Related Matters	2017	18	16	19	17	13	11	23	12	22	-	-	151	10.2%	151
		2016	17	15	8	26	9	19	19	9	15	16	20	137	▲	186
	Miscellaneous	2017	115	129	158	122	134	134	110	158	132	-	-	1,192	1.3%	1,192
		2016	160	150	178	114	104	91	131	134	115	114	146	1,177	▲	1,549
	Other	2017	2	10	86	51	74	83	63	70	52	-	-	491	2,627.8%	491
		2016	-	2	2	1	2	3	5	1	2	9	7	18	▲	38

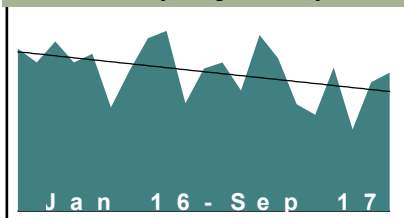
January 2016 -- September 2017 Filings

Dashboard

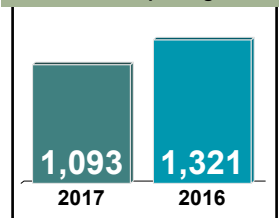
Court: Salem Circuit
Start/End Date: Jan-16 / Sep-17
2016 Average Month: 142
Jan-Sep 2016: 1,321
Filings Trending: ▼

Circuit/Court ID: 23
 223775
Type of Case: Filings
2017 Average Month: 121
Jan-Sep 2017 : 1,093
Overall AVG. Month: 133

Monthly Filings Summary



Jan --- Sep Filings



Filings by Division

		Jan	Feb	Mar	Apr	May	Jun	Jul	Aug	Sep	Oct	Nov	Dec	Thru Sep	% Change	Total
Total	2017	115	168	146	102	92	137	78	123	132	-	-	-	1,093	-17.3%	1,093
	2016	155	142	162	142	150	99	134	165	172	103	136	142	1,321	▼	1,702
Civil	2017	25	24	18	21	14	35	23	15	22	-	-	-	197	1.0%	197
	2016	17	19	31	24	17	19	17	18	33	15	14	31	195	▲	255
Criminal	2017	48	105	82	47	44	56	32	71	71	-	-	-	556	-25.1%	556
	2016	82	73	81	72	109	48	78	90	109	36	68	65	742	▼	911
Miscellaneous	2017	42	39	46	34	33	46	22	36	39	-	-	-	337	-12.2%	337
	2016	56	50	50	46	24	32	39	57	30	52	54	46	384	▼	536
Other	2017	-	-	-	-	1	-	1	1	-	-	-	-	3	3	3
	2016	-	-	-	-	-	-	-	-	-	-	-	-	0	↔	0

Filings by Division & Case Category

		Jan	Feb	Mar	Apr	May	Jun	Jul	Aug	Sep	Oct	Nov	Dec	Thru Sep	% Change	Total
Civil	Administrative Law	2017	-	-	1	-	-	-	1	1	-	-	-	3	3	3
		2016	-	-	-	-	-	-	-	-	-	-	-	0	↔	0
	Contested Divorce	2017	1	8	3	7	3	5	2	2	8	-	-	39	-15.2%	39
		2016	6	4	6	8	4	3	7	7	1	2	8	46	▼	58
	Domestic and Family - Level 1	2017	-	-	-	-	-	-	-	-	-	-	-	0	-100.0%	0
		2016	1	-	-	-	-	-	-	-	-	-	-	1	▼	1
	Domestic and Family - Level 2	2017	4	1	1	1	-	2	3	-	1	-	-	13	44.4%	13
		2016	-	-	2	1	3	3	-	-	-	2	1	9	▲	12
	General Civil - Level 1	2017	3	1	-	-	-	1	1	-	1	-	-	7	133.3%	7
		2016	-	1	-	-	-	-	-	2	-	-	2	3	▲	5
	General Civil - Level 2	2017	8	8	4	5	5	11	8	6	5	-	-	60	9.1%	60
		2016	1	4	10	5	4	6	4	2	19	7	11	55	▲	73
Criminal	General Civil - Level 3	2017	3	2	2	1	1	7	-	-	3	-	-	19	18.8%	19
		2016	1	2	1	2	-	3	2	-	5	5	2	16	▲	23
	Probates/Wills & Trusts - Level 2	2017	-	-	1	1	2	2	-	-	-	-	-	6	-45.5%	6
		2016	2	2	3	1	1	-	1	1	1	1	1	11	▼	14
	Uncontested Divorce	2017	6	4	6	6	3	7	8	6	4	-	-	50	-7.4%	50
		2016	6	6	9	7	5	4	4	8	5	5	4	54	▼	69
	Felonies and Related Matters	2017	36	85	70	31	35	51	28	52	67	-	-	455	-26.4%	455
		2016	68	62	72	66	71	43	68	78	90	26	53	618	▼	752
	Misdemeanor	2017	8	19	8	13	5	4	2	15	4	-	-	78	-19.6%	78
		2016	10	8	6	5	34	3	6	8	17	6	11	97	▼	120
	Other Criminally Related Matters	2017	4	1	4	3	4	1	2	4	-	-	-	23	-14.8%	23
		2016	4	3	3	1	4	2	4	4	2	4	4	27	▼	39
Miscellaneous		2017	42	39	46	34	33	46	22	36	39	-	-	337	-12.2%	337
		2016	56	50	50	46	24	32	39	57	30	52	54	384	▼	536
Other		2017	-	-	-	-	1	-	1	1	-	-	-	3	3	3
		2016	-	-	-	-	-	-	-	-	-	-	-	0	↔	0

January 2016 -- September 2017 Filings

Dashboard

Court: Amherst Circuit

Start/End Date: Jan-16 / Sep-17

2016 Average Month: 177

Jan-Sep 2016: 1,520

Filings Trending: ▲

Circuit/Court ID: 24

224009

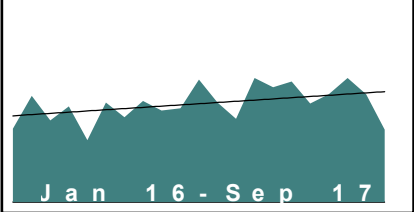
Type of Case: Filings

2017 Average Month:202

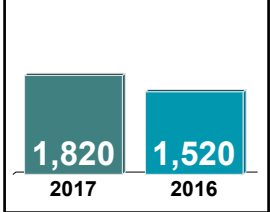
Jan-Sep 2017 : 1,820

Overall AVG. Month: 188

Monthly Filings Summary



Jan --- Sep Filings



Filings by Division																
		Jan	Feb	Mar	Apr	May	Jun	Jul	Aug	Sep	Oct	Nov	Dec	Thru Sep	% Change	Total
Total	2017	159	237	219	230	188	206	237	206	138	-	-	-	1,820	19.7%	1,820
	2016	140	203	156	183	118	190	162	193	175	179	234	190	1,520	▲	2,123
Civil	2017	20	21	19	11	24	19	14	19	18	-	-	-	165	-2.4%	165
	2016	16	19	19	31	11	14	21	18	20	24	13	43	169	▼	249
Criminal	2017	54	107	85	155	83	99	147	104	57	-	-	-	891	62.9%	891
	2016	7	64	34	84	29	108	54	102	65	73	127	75	547	▲	822
Miscellaneous	2017	59	91	95	53	63	67	62	83	61	-	-	-	634	2.1%	634
	2016	88	106	86	48	54	47	68	54	70	65	79	58	621	▲	823
Other	2017	26	18	20	11	18	21	14	-	2	-	-	-	130	-29.0%	130
	2016	29	14	17	20	24	21	19	19	20	17	15	14	183	▼	229

Filings by Division & Case Category																
		Jan	Feb	Mar	Apr	May	Jun	Jul	Aug	Sep	Oct	Nov	Dec	Thru Sep	% Change	Total
Civil	Administrative Law	2017	1	1	-	-	-	1	-	-	-	-	-	3	0.0%	3
		2016	-	-	-	-	-	1	-	2	-	1	-	3	↔	4
	Contested Divorce	2017	6	2	2	2	4	-	3	2	-	-	-	23	15.0%	23
		2016	1	4	2	3	1	4	3	2	1	2	3	20	▲	26
	Domestic and Family - Level 1	2017	1	3	1	-	1	1	1	1	-	-	-	10	-80.0%	10
		2016	5	9	5	9	6	5	1	5	5	2	24	50	▼	81
	Domestic and Family - Level 2	2017	1	1	-	1	2	1	-	-	-	-	-	6	0.0%	6
		2016	-	-	3	1	1	-	-	1	1	-	1	6	↔	8
	General Civil - Level 1	2017	-	-	2	-	-	-	-	-	-	-	-	2	0.0%	2
		2016	-	-	-	-	1	-	1	-	-	-	-	2	↔	2
	General Civil - Level 2	2017	4	2	2	3	9	8	3	8	-	-	-	41	46.4%	41
		2016	1	4	2	6	-	4	3	6	2	6	7	28	▲	43
	General Civil - Level 3	2017	4	5	2	1	4	2	3	5	-	-	-	28	55.6%	28
		2016	5	1	1	8	-	-	2	1	3	1	3	18	▲	25
Criminal	Probates/Wills & Trusts - Level 1	2017	-	-	-	1	2	-	-	-	-	-	-	3	3	3
		2016	-	-	-	-	-	-	-	-	-	-	-	0	↔	0
	Probates/Wills & Trusts - Level 2	2017	-	1	-	-	-	-	1	-	-	-	-	2	2	2
		2016	-	-	-	-	-	-	-	-	-	1	-	0	↔	1
	Uncontested Divorce	2017	3	6	10	3	4	3	7	9	2	-	-	47	11.9%	47
		2016	4	1	6	4	2	5	8	5	7	8	4	42	▲	59
	Felonies and Related Matters	2017	24	72	59	136	49	67	120	56	32	-	-	615	84.7%	615
		2016	1	46	19	51	14	67	41	59	35	53	97	333	▲	532
	Misdemeanor	2017	13	18	13	11	25	27	21	34	23	-	-	185	25.0%	185
Miscellaneous		2016	4	15	9	29	5	35	12	25	14	17	20	148	▲	202
	Other Criminally Related Matters	2017	17	17	13	8	9	5	6	14	2	-	-	91	37.9%	91
		2016	2	3	6	4	10	6	1	18	16	3	10	66	▲	88
	Miscellaneous	2017	59	91	95	53	63	67	62	83	61	-	-	634	2.1%	634
		2016	88	106	86	48	54	47	68	54	70	65	79	621	▲	823
	Other	2017	26	18	20	11	18	21	14	-	2	-	-	130	-29.0%	130
		2016	29	14	17	20	24	21	19	19	20	17	15	183	▼	229

January 2016 -- September 2017 Filings

Dashboard

Court: Bedford Circuit

Start/End Date: Jan-16 / Sep-17

2016 Average Month: 374

Jan-Sep 2016: 3,413

Filings Trending: ▼

Circuit/Court ID: 24

224019

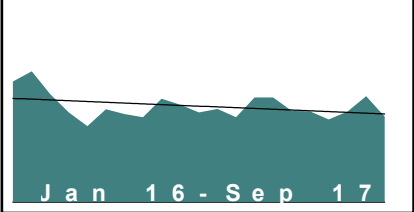
Type of Case: Filings

2017 Average Month:357

Jan-Sep 2017 : 3,210

Overall AVG. Month: 366

Monthly Filings Summary



Jan --- Sep Filings

3,210

3,413

2017

2016

Filings by Division																
		Jan	Feb	Mar	Apr	May	Jun	Jul	Aug	Sep	Oct	Nov	Dec	Thru Sep	% Change	Total
Total	2017	324	399	400	348	346	316	346	404	327	-	-	-	3,210	-5.9%	3,210
	2016	461	499	412	342	290	354	336	324	395	371	342	356	3,413	▼	4,482
Civil	2017	50	42	61	44	52	57	32	48	51	-	-	-	437	-18.3%	437
	2016	43	69	66	87	48	60	59	48	55	54	49	48	535	▼	686
Criminal	2017	52	158	113	92	99	82	141	125	112	-	-	-	974	19.1%	974
	2016	69	133	89	72	77	106	76	78	118	125	83	120	818	▲	1,146
Miscellaneous	2017	220	199	224	211	190	175	172	228	163	-	-	-	1,782	-13.1%	1,782
	2016	349	296	256	182	165	188	197	197	221	192	208	187	2,051	▼	2,638
Other	2017	2	-	2	1	5	2	1	3	1	-	-	-	17	88.9%	17
	2016	-	1	1	1	-	-	4	1	1	-	2	1	9	▲	12

Filings by Division & Case Category																
		Jan	Feb	Mar	Apr	May	Jun	Jul	Aug	Sep	Oct	Nov	Dec	Thru Sep	% Change	Total
Civil	Administrative Law	2017	-	-	1	-	2	1	1	-	-	-	-	6	50.0%	6
		2016	-	-	1	-	-	-	1	2	-	-	-	4	▲	4
	Contested Divorce	2017	5	4	10	7	13	7	8	6	-	-	-	69	9.5%	69
		2016	8	6	11	9	6	5	6	7	7	8	6	63	▲	84
	Domestic and Family - Level 1	2017	-	-	1	-	1	8	2	4	-	-	-	16	-82.2%	16
		2016	2	20	12	14	9	13	1	8	3	3	11	90	▼	107
	Domestic and Family - Level 2	2017	7	8	9	1	7	11	3	4	-	-	-	55	25.0%	55
		2016	2	6	5	1	3	5	4	12	4	2	6	44	▲	56
	General Civil - Level 1	2017	-	1	-	2	-	-	1	1	-	-	-	5	5	5
		2016	-	-	-	-	-	-	-	-	-	-	1	0	↔	1
	General Civil - Level 2	2017	10	8	13	12	6	9	2	10	13	-	-	83	1.2%	83
		2016	6	12	11	12	3	10	11	6	11	12	9	82	▲	109
	General Civil - Level 3	2017	5	8	3	3	2	6	3	4	-	-	-	40	-23.1%	40
		2016	8	5	10	5	5	7	4	3	5	7	3	52	▼	69
Criminal	Probates/Wills & Trusts - Level 1	2017	-	-	-	-	-	1	-	2	-	-	-	3	-78.6%	3
		2016	-	-	-	12	-	-	2	-	1	-	1	14	▼	16
	Probates/Wills & Trusts - Level 2	2017	3	3	4	3	1	1	2	4	7	-	-	28	-3.4%	28
		2016	3	5	3	6	4	3	4	1	-	1	-	29	▼	30
	Uncontested Divorce	2017	20	10	20	16	20	13	10	11	12	-	-	132	-15.9%	132
		2016	14	15	13	28	18	17	20	16	16	20	14	157	▼	210
	Capital Murder	2017	-	-	-	-	-	2	-	-	-	-	-	2	2	2
		2016	-	-	-	-	-	-	-	-	-	-	-	0	↔	0
	Felonies and Related Matters	2017	33	82	80	71	56	62	94	42	66	-	-	586	7.1%	586
		2016	39	96	65	53	47	69	39	60	79	81	61	547	▲	763
	Misdemeanor	2017	14	26	22	18	23	10	28	10	20	-	-	171	-3.9%	171
		2016	19	32	21	16	16	16	20	10	28	22	18	178	▼	235
	Other Criminally Related Matters	2017	5	50	11	3	20	8	19	73	26	-	-	215	131.2%	215
		2016	11	5	3	3	14	21	17	8	11	22	4	93	▲	148
Miscellaneous	2017	220	199	224	211	190	175	172	228	163	-	-	-	1,782	-13.1%	1,782
	2016	349	296	256	182	165	188	197	197	221	192	208	187	2,051	▼	2,638
Other	2017	2	-	2	1	5	2	1	3	1	-	-	-	17	88.9%	17
	2016	-	1	1	1	-	-	4	1	1	-	2	1	9	▲	12

January 2016 -- September 2017 Filings

Dashboard

Court: Campbell Circuit

Circuit/Court ID: 24

Start/End Date: Jan-16 / Sep-17

224031

2016 Average Month: 283

Type of Case: Filings

Jan-Sep 2016: 2,550

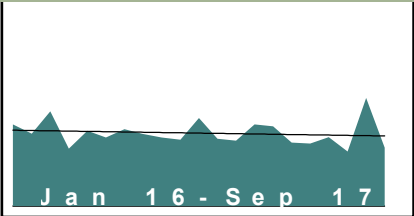
2017 Average Month: 273

Filings Trending: ▼

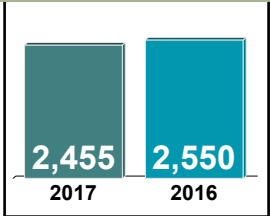
Jan-Sep 2017 : 2,455

Overall AVG. Month: 279

Monthly Filings Summary



Jan --- Sep Filings



Filings by Division																
		Jan	Feb	Mar	Apr	May	Jun	Jul	Aug	Sep	Oct	Nov	Dec	Thru Sep	% Change	Total
Total	2017	250	312	305	242	239	263	208	413	223	-	-	-	2,455	-3.7%	2,455
	2016	312	276	362	219	288	262	294	275	262	253	336	257	2,550	▼	3,396
Civil	2017	44	37	57	40	43	40	35	56	35	-	-	-	387	-2.3%	387
	2016	42	32	53	56	32	46	48	49	38	44	40	34	396	▼	514
Criminal	2017	63	152	79	85	86	95	61	198	53	-	-	-	872	7.7%	872
	2016	73	52	117	35	146	86	92	118	91	92	154	83	810	▲	1,139
Miscellaneous	2017	141	123	169	116	109	127	93	142	114	-	-	-	1,134	-14.4%	1,134
	2016	193	190	184	127	109	130	151	107	133	116	140	137	1,324	▼	1,717
Other	2017	2	-	-	1	1	1	19	17	21	-	-	-	62	210.0%	62
	2016	4	2	8	1	1	-	3	1	-	1	2	3	20	▲	26

Filings by Division & Case Category																
		Jan	Feb	Mar	Apr	May	Jun	Jul	Aug	Sep	Oct	Nov	Dec	Thru Sep	% Change	Total
Civil	Administrative Law	2017	-	-	-	-	-	-	1	-	-	-	-	1	-50.0%	1
		2016	-	-	-	-	-	1	1	-	1	-	-	2	▼	3
	Contested Divorce	2017	6	7	6	7	6	9	4	4	10	-	-	59	34.1%	59
		2016	4	4	5	3	6	8	3	6	5	3	6	44	▲	58
	Domestic and Family - Level 1	2017	2	2	2	-	4	-	3	4	-	-	-	17	-72.6%	17
		2016	4	2	14	8	3	10	8	8	5	6	7	62	▼	79
	Domestic and Family - Level 2	2017	3	3	8	1	2	2	1	5	2	-	-	27	35.0%	27
		2016	1	-	3	1	3	5	2	1	4	4	2	20	▲	28
	General Civil - Level 1	2017	1	1	1	-	1	1	1	-	-	-	-	7	0.0%	7
		2016	-	-	2	-	1	1	3	-	-	-	-	7	↔	7
	General Civil - Level 2	2017	9	4	14	11	8	5	7	18	12	-	-	88	20.5%	88
		2016	5	9	3	11	7	7	9	12	10	5	11	73	▲	98
	General Civil - Level 3	2017	13	2	9	4	4	8	2	4	2	-	-	48	-17.2%	48
		2016	13	1	2	16	2	4	10	5	5	4	3	58	▼	68
Criminal	Probates/Wills & Trusts - Level 1	2017	1	-	1	-	-	-	-	-	-	-	-	2	-50.0%	2
		2016	1	-	3	-	-	-	-	-	-	-	1	4	▼	5
	Probates/Wills & Trusts - Level 2	2017	1	1	-	4	2	1	2	3	-	-	-	14	7.7%	14
		2016	2	3	5	-	2	1	-	-	1	-	-	13	▲	14
	Protective Orders	2017	-	-	-	-	-	-	-	-	-	-	-	0	-100.0%	0
		2016	1	-	-	-	-	-	-	-	-	-	-	1	▼	1
	Uncontested Divorce	2017	8	17	16	13	16	14	15	16	9	-	-	124	10.7%	124
		2016	11	13	16	17	8	10	12	16	9	18	14	112	▲	153
	Felonies and Related Matters	2017	32	98	51	56	54	61	46	135	31	-	-	564	5.2%	564
		2016	49	25	70	21	112	55	69	78	57	51	137	536	▲	773
Miscellaneous	Misdemeanor	2017	24	47	26	25	24	28	12	55	18	-	-	259	4.4%	259
		2016	23	26	41	12	32	25	21	37	31	32	15	248	▲	321
	Other Criminally Related Matters	2017	7	7	2	4	8	6	3	8	4	-	-	49	88.5%	49
		2016	1	1	6	2	2	6	2	3	3	9	2	26	▲	45
Other	Miscellaneous	2017	141	123	169	116	109	127	93	142	114	-	-	1,134	-14.4%	1,134
		2016	193	190	184	127	109	130	151	107	133	116	140	1,324	▼	1,717
Other	Other	2017	2	-	-	1	1	1	19	17	21	-	-	62	210.0%	62
		2016	4	2	8	1	1	-	3	1	-	1	2	20	▲	26

January 2016 -- September 2017 Filings

Dashboard

Court: Nelson Circuit

Circuit/Court ID: 24

Start/End Date: Jan-16 / Sep-17

224125

2016 Average Month: 83

Type of Case: Filings

Jan-Sep 2016: 745

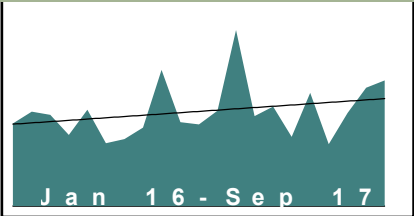
2017 Average Month:100

Jan-Sep 2017 : 904

Filings Trending: ▲

Overall AVG. Month: 90

Monthly Filings Summary



Jan --- Sep Filings

904

2017

745

2016

Filings by Division																
		Jan	Feb	Mar	Apr	May	Jun	Jul	Aug	Sep	Oct	Nov	Dec	Thru Sep	% Change	Total
Total	2017	168	86	95	66	108	59	89	113	120	-	-	-	904	21.3%▲	904
	2016	79	90	87	68	92	60	64	75	130	80	78	91	745		994
Civil	2017	9	12	8	12	11	5	11	6	7	-	-	-	81	-32.5%▼	81
	2016	5	21	17	13	16	14	10	16	8	14	9	10	120		153
Criminal	2017	124	45	48	38	81	25	53	69	67	-	-	-	550	64.7%▲	550
	2016	29	32	41	30	39	22	20	31	90	32	34	52	334		452
Miscellaneous	2017	33	28	38	16	16	28	25	38	46	-	-	-	268	-6.9%▼	268
	2016	45	37	29	25	36	24	32	28	32	34	35	29	288		386
Other	2017	2	1	1	-	-	1	-	-	-	-	-	-	5	66.7%▲	5
	2016	-	-	-	-	1	-	2	-	-	-	-	-	3		3

Filings by Division & Case Category																
		Jan	Feb	Mar	Apr	May	Jun	Jul	Aug	Sep	Oct	Nov	Dec	Thru Sep	% Change	Total
Civil	Contested Divorce	2017	1	-	1	2	-	1	1	-	2	-	-	8	-65.2%▼	8
		2016	1	1	5	2	5	4	2	3	-	3	2	23		28
	Domestic and Family - Level 1	2017	2	1	1	1	1	-	-	1	-	-	-	7	75.0%▲	7
		2016	-	-	-	-	1	-	1	1	2	2	-	4		8
	Domestic and Family - Level 2	2017	-	-	-	2	-	1	-	1	-	-	-	4	0.0%↔	4
		2016	-	-	2	-	1	-	-	1	1	-	-	4		5
	General Civil - Level 1	2017	-	1	-	-	1	1	-	1	-	-	-	4	100.0%▲	4
		2016	-	1	1	-	-	-	-	-	-	-	-	2		2
	General Civil - Level 2	2017	2	2	2	3	3	-	1	3	2	-	-	18	-45.5%▼	18
		2016	1	14	4	2	3	2	1	4	2	3	3	33		41
	General Civil - Level 3	2017	1	4	4	1	-	1	7	1	-	-	-	19	58.3%▲	19
		2016	1	1	-	3	1	1	2	2	1	-	2	12		17
Criminal	Probates/Wills & Trusts - Level 1	2017	1	-	-	1	-	-	-	-	-	-	-	2	0.0%↔	2
		2016	-	-	-	2	-	-	-	-	-	-	-	2		2
	Probates/Wills & Trusts - Level 2	2017	-	-	-	-	2	-	1	-	-	-	-	3	3	3
		2016	-	-	-	-	-	-	-	-	-	-	-	0		0
	Uncontested Divorce	2017	2	4	-	2	4	1	1	-	2	-	-	16	-60.0%▼	16
		2016	2	4	5	4	5	7	4	6	3	5	1	40		50
Miscellaneous	Felonies and Related Matters	2017	113	32	24	26	57	11	33	40	52	-	-	388	96.0%▲	388
		2016	15	23	19	19	27	11	11	13	60	14	18	198		271
	Misdemeanor	2017	11	10	13	12	12	5	19	16	15	-	-	113	34.5%▲	113
		2016	13	8	14	10	9	6	9	9	6	14	11	84		118
	Other Criminally Related Matters	2017	-	3	11	-	12	9	1	13	-	-	-	49	-5.8%▼	49
		2016	1	1	8	1	3	5	-	9	24	4	5	52		63
Other	Miscellaneous	2017	33	28	38	16	16	28	25	38	46	-	-	268	-6.9%▼	268
		2016	45	37	29	25	36	24	32	28	32	34	35	288		386
	Other	2017	2	1	1	-	-	1	-	-	-	-	-	5	66.7%▲	5
		2016	-	-	-	-	1	-	2	-	-	-	-	3		3

January 2016 -- September 2017 Filings

Dashboard

Court: Lynchburg Circuit

Circuit/Court ID: 24

Start/End Date: Jan-16 / Sep-17

224680

2016 Average Month: 414

Type of Case: Filings

Jan-Sep 2016: 3,725


2017 Average Month:414

Filings Trending: ↔

Jan-Sep 2017 : 3,724

Overall AVG. Month: 414

Monthly Filings Summary



Jan --- Sep Filings

3,724

3,725

2017

2016

Filings by Division																
		Jan	Feb	Mar	Apr	May	Jun	Jul	Aug	Sep	Oct	Nov	Dec	Thru Sep	% Change	Total
Total	2017	386	441	440	398	488	454	326	398	393	-	-	-	3,724	0.0%	3,724
	2016	427	511	441	398	372	332	364	410	470	388	412	438	3,725	▼	4,963
Civil	2017	54	60	91	77	52	70	67	70	81	-	-	-	622	-23.9%	622
	2016	82	120	74	87	95	76	64	103	116	126	119	150	817	▼	1,212
Criminal	2017	190	236	171	179	262	254	132	187	185	-	-	-	1,796	-4.1%	1,796
	2016	202	248	236	216	203	145	201	190	231	160	164	194	1,872	▼	2,390
Miscellaneous	2017	95	103	118	103	124	90	85	109	84	-	-	-	911	-7.9%	911
	2016	142	143	129	89	72	102	92	106	114	96	122	88	989	▼	1,295
Other	2017	47	42	60	39	50	40	42	32	43	-	-	-	395	740.4%	395
	2016	1	-	2	6	2	9	7	11	9	6	7	6	47	▲	66

Filings by Division & Case Category																	
			Jan	Feb	Mar	Apr	May	Jun	Jul	Aug	Sep	Oct	Nov	Dec	Thru Sep	% Change	Total
Civil	Administrative Law	2017	1	-	1	1	-	1	1	-	-	-	-	-	5	25.0%	5
		2016	1	-	1	-	-	-	-	-	1	1	-	-	-	4	▲
	Contested Divorce	2017	6	8	17	13	8	7	10	14	6	-	-	-	89	0.0%	89
		2016	9	8	8	12	14	13	3	18	4	9	13	7	89	↔	118
	Domestic and Family - Level 1	2017	3	1	8	4	-	5	-	3	6	-	-	-	30	-86.6%	30
		2016	38	33	11	15	44	23	19	25	16	11	21	83	224	▼	339
	Domestic and Family - Level 2	2017	1	1	4	1	4	4	7	11	3	-	-	-	36	-2.7%	36
		2016	3	15	2	4	-	3	1	5	4	5	2	4	37	▼	48
	General Civil - Level 1	2017	1	-	1	6	2	7	4	-	3	-	-	-	24	166.7%	24
		2016	1	-	2	3	-	1	1	-	1	4	3	6	9	▲	22
	General Civil - Level 2	2017	12	13	7	17	10	13	20	10	37	-	-	-	139	15.8%	139
		2016	14	14	13	13	5	12	13	19	17	14	25	13	120	▲	172
	General Civil - Level 3	2017	4	13	16	7	7	7	6	7	1	-	-	-	68	-24.4%	68
		2016	3	8	6	3	13	7	7	6	37	54	27	16	90	▼	187
Probates/Wills & Trusts - Level 1	2017	-	-	-	-	1	-	-	-	-	-	-	-	1	-66.7%	1	
	2016	-	-	1	-	-	-	-	-	2	-	-	1	3	▼	4	
Probates/Wills & Trusts - Level 2	2017	2	1	4	4	1	2	1	4	7	-	-	-	26	36.8%	26	
	2016	1	2	5	2	1	1	2	3	2	2	-	2	19	▲	23	
Protective Orders	2017	-	-	-	-	-	-	-	-	-	-	-	-	0	-100.0%	0	
	2016	-	4	-	-	-	-	-	-	2	-	-	1	6	▼	7	
Uncontested Divorce	2017	24	23	33	24	19	24	18	21	18	-	-	-	204	-5.6%	204	
	2016	12	36	25	35	18	16	18	26	30	27	28	17	216	▼	288	
Criminal	Felonies and Related Matters	2017	118	169	128	113	204	168	75	130	108	-	-	-	1,213	-3.9%	1,213
		2016	160	178	162	153	142	96	111	114	146	93	111	121	1,262	▼	1,587
	Misdemeanor	2017	65	54	28	59	44	71	42	42	61	-	-	-	466	-10.2%	466
		2016	40	65	61	51	50	41	77	62	72	54	46	60	519	▼	679
	Other Criminally Related Matters	2017	7	13	15	7	14	15	15	15	16	-	-	-	117	28.6%	117
		2016	2	5	13	12	11	8	13	14	13	13	7	13	91	▲	124
Miscellaneous		2017	95	103	118	103	124	90	85	109	84	-	-	-	911	-7.9%	911
		2016	142	143	129	89	72	102	92	106	114	96	122	88	989	▼	1,295
Other		2017	47	42	60	39	50	40	42	32	43	-	-	-	395	740.4%	395
		2016	1	-	2	6	2	9	7	11	9	6	7	6	47	▲	66

January 2016 -- September 2017 Filings

Dashboard

Court: Alleghany Circuit

Start/End Date: Jan-16 / Sep-17

2016 Average Month: 158

Jan-Sep 2016: 1,408

Filings Trending: ↔

Circuit/Court ID: 25

225005

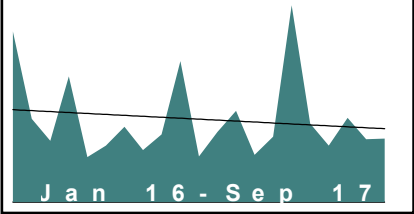
Type of Case: Filings

2017 Average Month:158

Jan-Sep 2017 : 1,425

Overall AVG. Month: 158

Monthly Filings Summary



Jan --- Sep Filings

1,425

2017

1,408

2016

Filings by Division																
		Jan	Feb	Mar	Apr	May	Jun	Jul	Aug	Sep	Oct	Nov	Dec	Thru Sep	% Change	Total
Total	2017	174	90	125	376	150	108	161	120	121	-	-	-	1,425	1.2% ▲	1,425
	2016	326	159	117	240	86	108	144	99	129	269	87	134	1,408	▲	1,898
Civil	2017	21	15	20	6	19	17	8	12	15	-	-	-	133	-4.3% ▼	133
	2016	12	17	16	16	14	11	17	15	21	10	10	29	139	▼	188
Criminal	2017	103	33	39	329	80	43	104	49	59	-	-	-	839	4.4% ▲	839
	2016	262	54	36	184	34	60	86	35	53	212	39	73	804	▲	1,128
Miscellaneous	2017	50	42	66	40	48	48	47	58	46	-	-	-	445	0.0% ↔	445
	2016	51	87	56	39	35	34	41	47	55	47	36	31	445	↔	559
Other	2017	-	-	-	1	3	-	2	1	1	-	-	-	8	-60.0% ▼	8
	2016	1	1	9	1	3	3	-	2	-	-	2	1	20	▼	23

Filings by Division & Case Category																		
			Jan	Feb	Mar	Apr	May	Jun	Jul	Aug	Sep	Oct	Nov	Dec	Thru Sep	% Change	Total	
Civil	Contested Divorce	2017	1	1	3	2	2	2	2	4	5	-	-	-	22	0.0%	22	
		2016	-	2	4	5	1	3	2	2	2	3	3	1	2	22	↔	28
	Domestic and Family - Level 1	2017	-	-	1	-	-	-	-	-	-	2	-	-	-	3	-66.7%	3
		2016	1	1	1	-	-	-	-	3	1	2	-	-	3	9	▼	12
	Domestic and Family - Level 2	2017	-	-	1	-	2	1	-	-	-	1	-	-	-	5	-54.5%	5
		2016	1	-	1	1	3	1	-	3	1	1	-	1	-	11	▼	12
	General Civil - Level 1	2017	-	2	2	-	1	1	-	-	-	-	-	-	-	6	6	6
		2016	-	-	-	-	-	-	-	-	-	-	-	-	2	0	↔	2
	General Civil - Level 2	2017	8	2	3	1	6	4	1	1	2	-	-	-	-	28	16.7%	28
		2016	-	5	1	2	2	3	5	2	4	3	2	-	24	24	▲	29
	General Civil - Level 3	2017	7	6	2	-	-	2	2	2	-	-	-	-	-	21	90.9%	21
		2016	5	-	2	2	-	-	-	1	1	2	4	18	11	11	▲	35
Probates/Wills & Trusts - Level 1	2017	1	-	-	-	1	-	-	-	-	-	-	-	-	2	2	2	
	2016	-	-	-	-	-	-	-	-	-	-	-	-	-	0	↔	0	
Probates/Wills & Trusts - Level 2	2017	-	-	1	-	-	2	-	-	-	-	-	-	-	3	-50.0%	3	
	2016	-	1	2	-	1	-	-	2	-	-	-	-	2	6	▼	8	
Uncontested Divorce	2017	4	4	7	3	7	5	3	5	5	-	-	-	-	43	-23.2%	43	
	2016	5	8	5	6	7	4	7	4	10	2	2	2	2	56	▼	62	
Criminal																		
	Felonies and Related Matters	2017	67	21	29	288	45	25	87	25	46	-	-	-	-	633	-6.9%	633
		2016	238	44	27	162	17	47	71	32	42	190	24	64	680	680	▼	958
	Misdemeanor	2017	35	8	8	37	35	15	16	24	12	-	-	-	-	190	63.8%	190
		2016	23	10	9	21	13	12	15	3	10	20	14	8	116	116	▲	158
	Other Criminally Related Matters	2017	1	4	2	4	-	3	1	-	-	1	-	-	-	16	100.0%	16
2016		1	-	-	1	4	1	-	-	1	2	1	1	8	8	▲	12	
Miscellaneous																		
	Miscellaneous	2017	50	42	66	40	48	48	47	58	46	-	-	-	-	445	0.0%	445
		2016	51	87	56	39	35	34	41	47	55	47	36	31	445	445	↔	559
Other	2017	-	-	-	1	3	-	2	1	1	-	-	-	-	8	-60.0%	8	
	2016	1	1	9	1	3	3	-	2	-	-	2	1	20	20	▼	23	

January 2016 -- September 2017 Filings

Dashboard

Court: Augusta Circuit

Start/End Date: Jan-16 / Sep-17

2016 Average Month: 364

Jan-Sep 2016: 3,356

Filings Trending: ▼

Circuit/Court ID: 25

225015

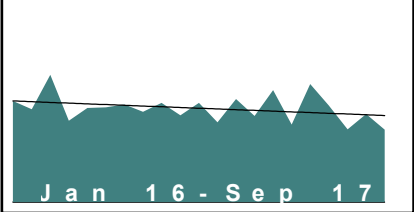
Type of Case: Filings

2017 Average Month:351

Jan-Sep 2017 : 3,155

Overall AVG. Month: 358

Monthly Filings Summary



Jan --- Sep Filings

3,155

3,356

2017

2016

Filings by Division																
		Jan	Feb	Mar	Apr	May	Jun	Jul	Aug	Sep	Oct	Nov	Dec	Thru Sep	% Change	Total
Total	2017	393	329	427	296	451	369	278	336	276	-	-	-	3,155	-6.0%	3,155
	2016	386	355	486	311	359	362	373	345	379	331	379	305	3,356	▼	4,371
Civil	2017	41	36	35	36	40	43	48	36	38	-	-	-	353	-20.5%	353
	2016	34	50	44	43	49	49	48	57	70	48	36	36	444	▼	564
Criminal	2017	160	144	151	117	276	135	90	116	74	-	-	-	1,263	7.4%	1,263
	2016	109	97	210	92	164	136	114	130	124	96	186	105	1,176	▲	1,563
Miscellaneous	2017	179	144	231	137	125	180	133	168	151	-	-	-	1,448	-10.6%	1,448
	2016	226	201	224	163	132	164	194	148	167	172	145	150	1,619	▼	2,086
Other	2017	13	5	10	6	10	11	7	16	13	-	-	-	91	-22.2%	91
	2016	17	7	8	13	14	13	17	10	18	15	12	14	117	▼	158

Filings by Division & Case Category																	
		Jan	Feb	Mar	Apr	May	Jun	Jul	Aug	Sep	Oct	Nov	Dec	Thru Sep	% Change	Total	
Civil	Administrative Law	2017	-	1	-	-	-	1	1	-	-	-	-	-	3	-57.1%	3
		2016	1	1	-	2	1	-	1	1	-	-	2	-	7	▼	9
	Contested Divorce	2017	6	6	7	6	5	6	6	3	7	-	-	-	52	-16.1%	52
		2016	7	8	13	5	5	8	5	5	6	8	5	5	62	▼	80
	Domestic and Family - Level 1	2017	3	2	3	2	1	-	4	-	-	-	-	-	15	-80.5%	15
		2016	-	11	2	4	10	9	1	13	27	13	7	5	77	▼	102
	Domestic and Family - Level 2	2017	8	9	4	10	10	7	5	7	7	-	-	-	67	34.0%	67
		2016	5	4	3	6	4	8	9	9	2	6	4	7	50	▲	67
	General Civil - Level 1	2017	-	-	1	-	2	1	1	1	1	-	-	-	7	0.0%	7
		2016	1	1	2	-	3	-	-	-	-	1	1	1	7	↔	10
	General Civil - Level 2	2017	8	4	5	3	5	4	8	8	9	-	-	-	54	14.9%	54
		2016	4	5	8	6	6	1	7	7	3	2	3	3	47	▲	55
	General Civil - Level 3	2017	4	-	2	3	2	7	7	3	4	-	-	-	32	-20.0%	32
		2016	1	3	2	3	5	8	3	4	11	3	-	7	40	▼	50
Probates/Wills & Trusts - Level 1	2017	-	1	-	1	1	1	-	1	-	-	-	-	5	5	5	
	2016	-	-	-	-	-	-	-	-	-	1	1	-	0	↔	2	
Probates/Wills & Trusts - Level 2	2017	-	2	1	1	3	-	2	5	-	-	-	-	14	-36.4%	14	
	2016	-	3	1	-	3	4	4	3	4	1	1	3	22	▼	27	
Uncontested Divorce	2017	12	11	12	10	11	16	14	8	10	-	-	-	104	-21.2%	104	
	2016	15	14	13	17	12	11	18	15	17	13	12	5	132	▼	162	
Criminal	Felonies and Related Matters	2017	145	128	136	104	259	119	77	100	67	-	-	-	1,135	11.6%	1,135
		2016	88	83	188	71	143	124	103	110	107	79	174	96	1,017	▲	1,366
	Misdemeanor	2017	11	12	12	9	10	10	10	11	2	-	-	-	87	-29.3%	87
		2016	19	12	19	17	12	10	9	11	14	11	8	8	123	▼	150
	Other Criminally Related Matters	2017	4	4	3	4	7	6	3	5	5	-	-	-	41	13.9%	41
		2016	2	2	3	4	9	2	2	9	3	6	4	1	36	▲	47
	Miscellaneous	2017	179	144	231	137	125	180	133	168	151	-	-	-	1,448	-10.6%	1,448
		2016	226	201	224	163	132	164	194	148	167	172	145	150	1,619	▼	2,086
	Other	2017	13	5	10	6	10	11	7	16	13	-	-	-	91	-22.2%	91
		2016	17	7	8	13	14	13	17	10	18	15	12	14	117	▼	158

January 2016 -- September 2017 Filings

Dashboard

Court: Bath Circuit

Start/End Date: Jan-16 / Sep-17

2016 Average Month: 27

Jan-Sep 2016: 254

Filings Trending: ▼

Circuit/Court ID: 25

225017

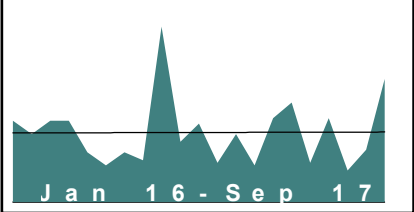
Type of Case: Filings

2017 Average Month:26

Jan-Sep 2017 : 236

Overall AVG. Month: 27

Monthly Filings Summary



Jan --- Sep Filings

236

254

2017

2016

Filings by Division																
		Jan	Feb	Mar	Apr	May	Jun	Jul	Aug	Sep	Oct	Nov	Dec	Thru Sep	% Change	Total
Total	2017	26	14	32	38	15	32	12	20	47	-	-	-	236	-7.1%	236
	2016	31	26	31	31	19	14	19	16	67	23	30	15	254	▼	322
Civil	2017	3	2	2	1	-	3	4	3	3	-	-	-	21	-32.3%	21
	2016	2	3	6	-	1	1	11	5	2	5	4	3	31	▼	43
Criminal	2017	17	-	16	27	4	21	-	1	26	-	-	-	112	28.7%	112
	2016	9	-	3	18	5	1	-	-	51	2	10	5	87	▲	104
Miscellaneous	2017	6	12	14	10	11	8	8	16	18	-	-	-	103	-24.3%	103
	2016	20	23	22	13	13	12	8	11	14	16	16	7	136	▼	175

Filings by Division & Case Category																
		Jan	Feb	Mar	Apr	May	Jun	Jul	Aug	Sep	Oct	Nov	Dec	Thru Sep	% Change	Total
Civil	Contested Divorce	2017	-	-	-	1	-	-	1	-	-	-	-	2	0.0%	2
		2016	-	-	1	-	-	-	1	-	1	-	-	2	↔	3
	Domestic and Family - Level 1	2017	-	-	-	-	-	1	-	-	-	-	-	1	0.0%	1
		2016	-	-	1	-	-	-	-	-	-	-	-	1	↔	1
	Domestic and Family - Level 2	2017	1	-	-	-	-	-	-	-	-	-	-	1	-66.7%	1
		2016	-	-	2	-	-	1	-	-	2	-	-	3	▼	5
	General Civil - Level 2	2017	1	1	2	-	-	1	-	1	-	-	-	6	-64.7%	6
		2016	-	-	2	-	1	-	10	3	1	-	-	17	▼	17
	General Civil - Level 3	2017	1	-	-	-	-	-	-	-	-	-	-	1	0.0%	1
		2016	-	1	-	-	-	-	-	-	-	1	2	1	↔	4
Criminal	Probates/Wills & Trusts - Level 1	2017	-	-	-	-	-	-	-	1	-	-	-	1	1	1
		2016	-	-	-	-	-	-	-	-	-	-	-	0	↔	0
	Probates/Wills & Trusts - Level 2	2017	-	-	-	-	-	-	1	-	-	-	-	1	-50.0%	1
		2016	-	1	-	-	-	1	-	-	1	1	-	2	▼	4
	Uncontested Divorce	2017	-	1	-	-	-	1	1	1	-	-	-	8	60.0%	8
		2016	2	1	-	-	-	-	1	1	1	2	1	5	▲	9
	Felonies and Related Matters	2017	16	-	6	26	3	20	-	1	21	-	-	93	40.9%	93
		2016	6	-	3	18	1	1	-	-	37	2	6	66	▲	76
	Misdemeanor	2017	1	-	10	1	1	1	-	-	4	-	-	18	-5.3%	18
Miscellaneous		2016	3	-	-	-	2	-	-	-	14	-	3	19	▼	25
	Other Criminally Related Matters	2017	-	-	-	-	-	-	-	1	-	-	-	1	-50.0%	1
		2016	-	-	-	-	2	-	-	-	-	1	-	2	▼	3
	Miscellaneous	2017	6	12	14	10	11	8	8	16	18	-	-	103	-24.3%	103
		2016	20	23	22	13	13	12	8	11	14	16	16	136	▼	175

January 2016 -- September 2017 Filings

Dashboard

Court: Botetourt Circuit

Start/End Date: Jan-16 / Sep-17

2016 Average Month: 190

Jan-Sep 2016: 1,700

Filings Trending: ↔

Circuit/Court ID: 25

225023

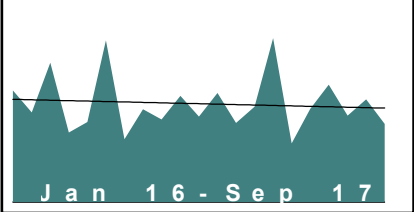
Type of Case: Filings

2017 Average Month:186

Jan-Sep 2017 : 1,670

Overall AVG. Month: 188

Monthly Filings Summary



Jan --- Sep Filings

1,670

2017

1,700

2016

Filings by Division																
		Jan	Feb	Mar	Apr	May	Jun	Jul	Aug	Sep	Oct	Nov	Dec	Thru Sep	% Change	Total
Total	2017	151	182	313	112	178	224	165	196	149	-	-	-	1,670	-1.8%	1,670
	2016	213	171	266	133	153	309	120	177	158	203	163	208	1,700	▼	2,274
Civil	2017	17	22	30	12	22	23	44	23	23	-	-	-	216	4.9%	216
	2016	24	18	34	23	27	23	18	16	23	15	12	19	206	▲	252
Criminal	2017	56	71	204	41	84	132	51	94	52	-	-	-	785	12.8%	785
	2016	69	36	128	37	50	210	29	66	71	80	56	115	696	▲	947
Miscellaneous	2017	78	89	79	59	72	69	69	79	74	-	-	-	668	-16.3%	668
	2016	120	117	104	73	76	76	73	95	64	108	95	74	798	▼	1,075
Other	2017	-	-	-	-	-	-	1	-	-	-	-	-	1	1	1
	2016	-	-	-	-	-	-	-	-	-	-	-	-	0	↔	0

Filings by Division & Case Category																
		Jan	Feb	Mar	Apr	May	Jun	Jul	Aug	Sep	Oct	Nov	Dec	Thru Sep	% Change	Total
Civil	Administrative Law	2017	1	-	-	-	-	1	-	-	-	-	-	2	0.0%	2
		2016	-	1	-	-	-	-	1	-	1	-	-	2	↔	3
	Contested Divorce	2017	1	-	3	3	2	4	8	2	3	-	-	26	4.0%	26
		2016	5	3	2	6	4	1	1	2	1	2	5	25	▲	34
	Domestic and Family - Level 1	2017	4	-	4	-	8	7	18	1	7	-	-	49	-9.3%	49
		2016	6	2	13	1	7	8	5	3	9	6	-	54	▼	60
	Domestic and Family - Level 2	2017	-	1	-	-	-	1	-	2	-	-	-	4	-42.9%	4
		2016	-	-	-	1	-	2	-	2	-	-	2	7	▼	9
	General Civil - Level 1	2017	-	-	-	-	-	1	-	-	-	-	-	1	-66.7%	1
		2016	-	-	-	-	1	1	-	1	-	-	-	3	▼	3
	General Civil - Level 2	2017	3	6	8	3	4	3	1	2	6	-	-	36	24.1%	36
		2016	6	3	5	6	1	1	2	4	1	1	6	29	▲	41
	General Civil - Level 3	2017	2	7	7	-	2	1	5	12	1	-	-	37	42.3%	37
		2016	3	1	6	3	8	2	1	-	-	1	3	26	▲	30
Criminal	Probates/Wills & Trusts - Level 1	2017	-	-	-	-	-	-	-	-	-	-	-	0	-100.0%	0
		2016	-	-	-	-	-	-	-	1	1	-	-	1	▼	2
	Probates/Wills & Trusts - Level 2	2017	1	1	1	-	-	-	-	1	-	-	-	4	-33.3%	4
		2016	-	1	-	-	2	2	-	1	-	-	1	6	▼	7
	Uncontested Divorce	2017	5	7	7	6	6	6	11	4	5	-	-	57	7.5%	57
		2016	4	7	8	6	4	6	8	3	7	4	3	53	▲	63
	Felonies and Related Matters	2017	36	53	189	18	56	112	30	69	34	-	-	597	10.8%	597
		2016	51	21	103	23	32	189	16	51	53	60	36	539	▲	732
	Misdemeanor	2017	19	16	12	18	22	14	18	16	14	-	-	149	24.2%	149
Miscellaneous		2016	11	7	21	11	16	20	8	14	12	14	15	120	▲	163
	Other Criminally Related Matters	2017	1	2	3	5	6	6	3	9	4	-	-	39	5.4%	39
		2016	7	8	4	3	2	1	5	1	6	6	5	37	▲	52
	Miscellaneous	2017	78	89	79	59	72	69	69	79	74	-	-	668	-16.3%	668
		2016	120	117	104	73	76	76	73	95	64	108	95	798	▼	1,075
	Other	2017	-	-	-	-	-	-	1	-	-	-	-	1	1	1
		2016	-	-	-	-	-	-	-	-	-	-	-	0	↔	0

January 2016 -- September 2017 Filings

Dashboard

Court: Craig Circuit

Start/End Date: Jan-16 / Sep-17

2016 Average Month: 27

Jan-Sep 2016: 219

Filings Trending: ▲

Circuit/Court ID: 25

225045

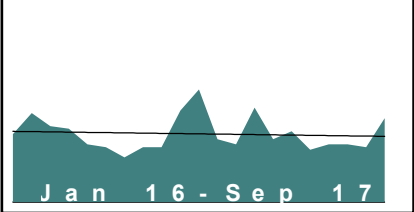
Type of Case: Filings

2017 Average Month:25

Jan-Sep 2017 : 226

Overall AVG. Month: 26

Monthly Filings Summary



Jan --- Sep Filings

226

2017

219

2016

Filings by Division																
		Jan	Feb	Mar	Apr	May	Jun	Jul	Aug	Sep	Oct	Nov	Dec	Thru Sep	% Change	Total
Total	2017	22	36	24	27	20	22	22	21	32	-	-	-	226	3.2%▲	226
	2016	26	34	29	28	22	21	17	21	21	35	43	24	219	▲	321
Civil	2017	2	5	4	2	2	2	2	1	1	-	-	-	21	-27.6%▼	21
	2016	2	7	3	3	5	1	2	2	4	5	4	6	29	▼	44
Criminal	2017	6	9	6	4	1	-	-	-	6	-	-	-	32	-11.1%▼	32
	2016	4	3	6	6	5	4	3	2	3	9	22	2	36	▼	69
Miscellaneous	2017	14	22	14	20	17	20	20	19	25	-	-	-	171	11.0%▲	171
	2016	20	24	20	19	12	16	12	17	14	20	17	16	154	▲	207
Other	2017	-	-	-	1	-	-	-	1	-	-	-	-	2	2↔	2
	2016	-	-	-	-	-	-	-	-	-	1	-	-	0	↔	1

Filings by Division & Case Category																
		Jan	Feb	Mar	Apr	May	Jun	Jul	Aug	Sep	Oct	Nov	Dec	Thru Sep	% Change	Total
Civil	Administrative Law	2017	-	-	-	-	-	-	-	-	-	-	-	0	0	0
		2016	-	-	-	-	-	-	-	-	-	1	-	0	↔	1
	Contested Divorce	2017	-	-	2	2	-	-	1	-	-	-	-	5	25.0%▲	5
		2016	-	2	1	-	1	-	-	-	1	-	1	4	▲	6
	Domestic and Family - Level 1	2017	-	1	-	-	-	-	-	-	-	-	-	1	-80.0%▼	1
		2016	-	1	-	1	1	-	1	1	1	3	-	5	▼	9
	Domestic and Family - Level 2	2017	-	-	-	-	1	-	-	-	-	-	-	1	-50.0%▼	1
		2016	-	-	-	-	1	1	-	-	1	-	-	2	▼	3
	General Civil - Level 2	2017	-	-	-	-	-	-	-	1	-	-	-	1	-75.0%▼	1
		2016	1	1	-	1	-	1	-	-	-	-	1	4	▼	5
	General Civil - Level 3	2017	1	4	1	-	-	-	-	-	-	-	-	6	20.0%▲	6
		2016	-	-	2	1	1	-	-	1	1	-	4	5	▲	10
Criminal	Probates/Wills & Trusts - Level 1	2017	-	-	-	-	1	-	-	-	-	-	-	1	1	1
		2016	-	-	-	-	-	-	-	-	-	-	-	0	↔	0
	Probates/Wills & Trusts - Level 2	2017	-	-	-	-	-	-	-	-	-	-	-	0	-100.0%▼	0
		2016	-	1	-	-	-	-	-	-	-	-	-	1	▼	1
	Uncontested Divorce	2017	1	-	1	-	-	2	2	-	-	-	-	6	-25.0%▼	6
		2016	1	2	-	-	1	1	1	2	1	-	-	8	▼	9
	Felonies and Related Matters	2017	6	8	5	3	1	-	-	3	-	-	-	26	-13.3%▼	26
		2016	4	3	4	6	4	4	2	1	9	17	2	30	▼	58
	Misdemeanor	2017	-	1	1	1	-	-	-	3	-	-	-	6	0.0%↔	6
		2016	-	-	2	-	1	1	-	2	-	5	-	6	↔	11
Miscellaneous		2017	14	22	14	20	17	20	19	25	-	-	-	171	11.0%▲	171
		2016	20	24	20	19	12	16	12	17	20	17	16	154	▲	207
Other		2017	-	-	-	1	-	-	1	-	-	-	-	2	2	2
		2016	-	-	-	-	-	-	-	-	1	-	-	0	↔	1

January 2016 -- September 2017 Filings

Dashboard

Court: Highland Circuit

Circuit/Court ID: 25

Start/End Date: Jan-16 / Sep-17

225091

2016 Average Month: 13

Type of Case: Filings

Jan-Sep 2016: 119

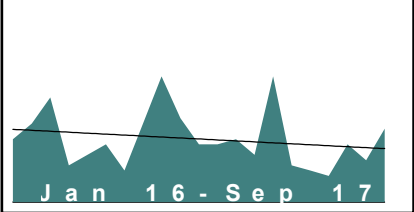
2017 Average Month:11

Filings Trending: ▼

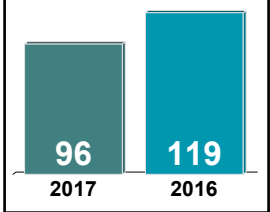
Jan-Sep 2017 : 96

Overall AVG. Month: 12

Monthly Filings Summary



Jan --- Sep Filings



Filings by Division																
		Jan	Feb	Mar	Apr	May	Jun	Jul	Aug	Sep	Oct	Nov	Dec	Thru Sep	% Change	Total
Total	2017	12	9	24	7	6	5	11	8	14	-	-	-	96	-19.3%	96
	2016	12	15	20	7	9	11	6	15	24	16	11	11	119	▼	157
Civil	2017	-	2	3	4	-	2	-	-	3	-	-	-	14	-12.5%	14
	2016	-	2	1	3	4	-	1	5	-	3	-	-	16	▼	19
Criminal	2017	7	2	14	-	-	-	-	-	4	-	-	-	27	-41.3%	27
	2016	-	5	8	1	1	10	1	-	20	4	3	10	46	▼	63
Miscellaneous	2017	5	5	7	3	6	3	11	8	7	-	-	-	55	-1.8%	55
	2016	12	7	11	3	4	1	4	10	4	9	8	1	56	▼	74
Other	2017	-	-	-	-	-	-	-	-	-	-	-	-	0	-100.0%	0
	2016	-	1	-	-	-	-	-	-	-	-	-	-	1	▼	1

Filings by Division & Case Category																
		Jan	Feb	Mar	Apr	May	Jun	Jul	Aug	Sep	Oct	Nov	Dec	Thru Sep	% Change	Total
Civil	Contested Divorce	2017	-	-	-	-	-	-	-	1	-	-	-	1	-66.7%	1
		2016	-	-	1	-	1	-	1	-	-	-	-	3	▼	3
	Domestic and Family - Level 1	2017	-	-	-	-	-	-	-	-	-	-	-	0	-100.0%	0
		2016	-	-	-	-	1	-	2	-	-	-	-	3	▼	3
	Domestic and Family - Level 2	2017	-	-	-	1	-	-	-	-	-	-	-	1	1	1
		2016	-	-	-	-	-	-	-	-	-	-	-	0	↔	0
	General Civil - Level 1	2017	-	-	1	2	-	-	-	-	-	-	-	3	200.0%	3
		2016	-	-	-	-	1	-	-	-	-	-	-	1	▲	1
	General Civil - Level 2	2017	-	-	-	1	-	-	-	-	-	-	-	1	-50.0%	1
		2016	-	1	-	1	-	-	-	-	1	-	-	2	▼	3
Criminal	General Civil - Level 3	2017	-	1	-	-	-	-	-	-	-	-	-	1	1	1
		2016	-	-	-	-	-	-	-	-	-	-	-	0	↔	0
	Probates/Wills & Trusts - Level 2	2017	-	1	1	-	-	-	-	-	-	-	-	2	2	2
		2016	-	-	-	-	-	-	-	-	-	-	-	0	↔	0
	Uncontested Divorce	2017	-	-	1	-	-	2	-	2	-	-	-	5	-28.6%	5
		2016	-	1	-	2	1	-	1	2	2	-	-	7	▼	9
	Felonies and Related Matters	2017	5	1	8	-	-	-	-	3	-	-	-	17	-34.6%	17
		2016	-	1	3	1	1	3	1	16	-	1	5	26	▼	32
	Misdemeanor	2017	2	-	6	-	-	-	-	1	-	-	-	9	-52.6%	9
		2016	-	4	4	-	-	7	-	4	4	2	5	19	▼	30
Other	Other Criminally Related Matters	2017	-	1	-	-	-	-	-	-	-	-	-	1	0.0%	1
		2016	-	-	1	-	-	-	-	-	-	-	-	1	↔	1
Miscellaneous		2017	5	5	7	3	6	3	11	8	7	-	-	55	-1.8%	55
		2016	12	7	11	3	4	1	4	10	4	9	8	56	▼	74
Other		2017	-	-	-	-	-	-	-	-	-	-	-	0	-100.0%	0
		2016	-	1	-	-	-	-	-	-	-	-	-	1	▼	1

January 2016 -- September 2017 Filings

Dashboard

Court: Rockbridge Circuit

Circuit/Court ID: 25

Start/End Date: Jan-16 / Sep-17

225163

2016 Average Month: 196

Type of Case: Filings

Jan-Sep 2016: 1,796

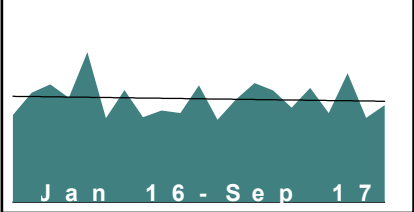
2017 Average Month:200

Filings Trending: ↔

Jan-Sep 2017 : 1,796

Overall AVG. Month: 197

Monthly Filings Summary



Jan --- Sep Filings

1,796

2017

1,796

2016

Filings by Division																
		Jan	Feb	Mar	Apr	May	Jun	Jul	Aug	Sep	Oct	Nov	Dec	Thru Sep	% Change	Total
Total	2017	196	227	213	180	218	170	246	161	185	-	-	-	1,796	0.0%	1,796
	2016	166	209	225	199	286	160	214	162	175	170	223	157	1,796	↔	2,346
Civil	2017	18	12	26	14	21	23	15	17	27	-	-	-	173	-3.9%	173
	2016	19	22	34	19	17	18	15	14	22	23	20	21	180	▼	244
Criminal	2017	122	150	121	108	146	69	160	69	90	-	-	-	1,035	0.1%	1,035
	2016	69	121	104	123	214	85	131	79	108	92	147	92	1,034	▲	1,365
Miscellaneous	2017	55	56	58	49	43	65	63	65	60	-	-	-	514	-11.1%	514
	2016	78	66	87	56	54	57	67	69	44	54	55	44	578	▼	731
Other	2017	1	9	8	9	8	13	8	10	8	-	-	-	74	1,750.0%	74
	2016	-	-	-	1	1	-	1	-	1	1	1	-	4	▲	6

Filings by Division & Case Category																
		Jan	Feb	Mar	Apr	May	Jun	Jul	Aug	Sep	Oct	Nov	Dec	Thru Sep	% Change	Total
Civil	Administrative Law	2017	-	-	1	-	-	-	-	-	-	-	-	1	1	1
		2016	-	-	-	-	-	-	-	-	1	-	-	0	↔	1
	Contested Divorce	2017	4	-	1	3	2	-	4	1	-	-	-	15	-46.4%	15
		2016	3	3	6	5	2	2	3	2	1	4	1	28	▼	34
	Domestic and Family - Level 1	2017	1	1	-	1	1	3	1	3	4	-	-	15	36.4%	15
		2016	-	4	-	-	-	2	2	2	1	-	6	11	▲	19
	Domestic and Family - Level 2	2017	-	-	1	-	-	-	1	1	1	-	-	4	-60.0%	4
		2016	-	-	2	2	2	2	1	-	1	-	1	10	▼	12
	General Civil - Level 1	2017	-	-	-	-	1	-	1	-	-	-	-	2	2	2
		2016	-	-	-	-	-	-	-	-	-	-	-	0	↔	0
	General Civil - Level 2	2017	11	3	10	3	5	5	3	6	10	-	-	56	47.4%	56
		2016	5	4	7	4	3	4	4	2	5	9	5	38	▲	56
	General Civil - Level 3	2017	1	-	-	3	1	4	2	4	-	-	-	17	-29.2%	17
		2016	5	3	4	4	-	2	1	2	3	7	-	24	▼	36
Criminal	Probates/Wills & Trusts - Level 1	2017	-	-	-	-	-	-	-	1	-	-	-	1	0.0%	1
		2016	-	-	1	-	-	-	-	-	-	-	-	1	↔	1
	Probates/Wills & Trusts - Level 2	2017	-	3	1	-	2	1	-	1	-	-	-	8	300.0%	8
		2016	-	-	-	-	1	-	-	1	1	-	-	2	▲	3
	Uncontested Divorce	2017	1	5	12	4	9	10	3	4	6	-	-	54	-18.2%	54
		2016	6	8	14	4	10	5	4	6	9	4	4	66	▼	82
	Capital Murder	2017	1	-	-	-	-	-	-	-	-	-	-	1	1	1
		2016	-	-	-	-	-	-	-	-	-	-	-	0	↔	0
	Felonies and Related Matters	2017	57	109	63	51	100	22	118	21	40	-	-	581	-13.2%	581
		2016	55	77	62	74	171	27	95	50	58	54	88	669	▼	865
Miscellaneous	Misdemeanor	2017	55	31	46	52	41	36	35	43	48	-	-	387	20.2%	387
		2016	11	40	39	44	38	50	31	22	47	35	55	322	▲	446
	Other Criminally Related Matters	2017	9	10	12	5	5	11	7	5	2	-	-	66	53.5%	66
		2016	3	4	3	5	5	8	5	7	3	3	4	43	▲	54
Other	Miscellaneous	2017	55	56	58	49	43	65	63	65	60	-	-	514	-11.1%	514
		2016	78	66	87	56	54	57	67	69	44	54	55	578	▼	731
Other	Other	2017	1	9	8	9	8	13	8	10	8	-	-	74	1,750.0%	74
		2016	-	-	-	1	1	-	1	-	1	1	-	4	▲	6

January 2016 -- September 2017 Filings

Dashboard

Court: Buena Vista Circuit

Start/End Date: Jan-16 / Sep-17

2016 Average Month: 40

Jan-Sep 2016: 390

Filings Trending: ▲

Circuit/Court ID: 25

225530

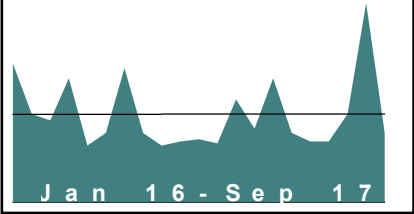
Type of Case: Filings

2017 Average Month:45

Jan-Sep 2017 : 404

Overall AVG. Month: 42

Monthly Filings Summary



Jan --- Sep Filings

404

390

2017

2016

Filings by Division																
		Jan	Feb	Mar	Apr	May	Jun	Jul	Aug	Sep	Oct	Nov	Dec	Thru Sep	% Change	Total
Total	2017	49	35	59	33	29	29	42	95	33	-	-	-	404	3.6%▲	404
	2016	66	42	39	59	27	33	64	33	27	29	30	28	390		477
Civil	2017	4	4	6	3	5	7	3	2	5	-	-	-	39	-7.1%▼	39
	2016	6	4	8	10	2	4	5	2	1	5	10	7	42		64
Criminal	2017	38	24	37	18	12	10	30	77	19	-	-	-	265	19.9%▲	265
	2016	43	25	12	34	10	13	50	17	17	12	14	9	221		256
Miscellaneous	2017	7	7	16	12	9	12	9	16	9	-	-	-	97	-23.6%▼	97
	2016	17	13	19	15	15	16	9	14	9	12	6	12	127		157
Other	2017	-	-	-	-	3	-	-	-	-	-	-	-	3	3	3
	2016	-	-	-	-	-	-	-	-	-	-	-	-	0	↔	0

Filings by Division & Case Category																
		Jan	Feb	Mar	Apr	May	Jun	Jul	Aug	Sep	Oct	Nov	Dec	Thru Sep	% Change	Total
Civil	Administrative Law	2017	-	-	-	-	-	-	-	-	-	-	-	0	-100.0%▼	0
		2016	1	-	-	-	-	-	-	-	-	-	-	1		1
	Contested Divorce	2017	-	1	1	-	2	1	-	-	-	-	-	5	-44.4%▼	5
		2016	1	1	1	2	-	1	3	-	1	1	3	9		14
	Domestic and Family - Level 1	2017	-	2	-	-	-	2	1	-	1	-	-	6	20.0%▲	6
		2016	1	1	-	-	-	1	1	1	-	2	-	5		7
	Domestic and Family - Level 2	2017	-	-	-	-	-	-	-	-	-	-	-	0	-100.0%▼	0
		2016	-	-	3	1	-	1	-	-	-	1	1	5		7
	General Civil - Level 1	2017	-	-	-	-	-	-	-	1	-	-	-	1	1	1
		2016	-	-	-	-	-	-	-	-	-	-	-	0	↔	0
	General Civil - Level 2	2017	-	-	2	1	-	2	-	1	-	-	-	6	20.0%▲	6
		2016	-	-	1	2	1	1	-	-	-	-	-	5		5
Criminal	General Civil - Level 3	2017	-	1	-	-	1	-	1	-	-	-	-	3	200.0%▲	3
		2016	-	-	-	-	1	-	-	-	1	2	-	1		4
	Probates/Wills & Trusts - Level 2	2017	3	-	-	-	-	-	-	-	-	-	-	3	50.0%▲	3
		2016	1	-	-	1	-	-	-	-	-	-	1	2		3
	Uncontested Divorce	2017	1	-	3	2	2	2	1	2	-	-	-	15	7.1%▲	15
		2016	2	2	3	4	1	1	1	-	3	4	2	14		23
	Felonies and Related Matters	2017	30	16	30	11	5	6	22	8	-	-	-	183	11.6%▲	183
		2016	40	18	10	25	7	8	38	9	8	5	5	164		182
	Misdemeanor	2017	8	4	6	5	5	2	4	22	9	-	-	65	30.0%▲	65
		2016	3	5	2	8	3	4	11	6	8	4	7	50		65
	Other Criminally Related Matters	2017	-	4	1	2	2	2	4	-	2	-	-	17	142.9%▲	17
Miscellaneous		2016	-	2	-	1	-	1	2	-	-	2	-	7		9
Other	Miscellaneous	2017	7	7	16	12	9	12	9	16	9	-	-	97	-23.6%▼	97
		2016	17	13	19	15	16	9	14	9	12	6	12	127		157
Other		2017	-	-	-	-	3	-	-	-	-	-	-	3	3	3
		2016	-	-	-	-	-	-	-	-	-	-	-	0	↔	0

January 2016 -- September 2017 Filings

Dashboard

Court: Staunton Circuit

Start/End Date: Jan-16 / Sep-17

2016 Average Month: 148

Jan-Sep 2016: 1,362

Filings Trending: ▼

Circuit/Court ID: 25

225790

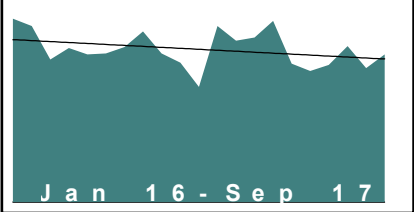
Type of Case: Filings

2017 Average Month:143

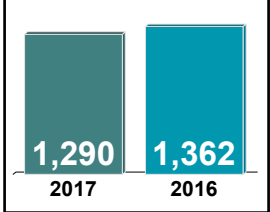
Jan-Sep 2017 : 1,290

Overall AVG. Month: 146

Monthly Filings Summary



Jan --- Sep Filings



Filings by Division																
		Jan	Feb	Mar	Apr	May	Jun	Jul	Aug	Sep	Oct	Nov	Dec	Thru Sep	% Change	Total
Total	2017	154	157	173	132	125	131	149	128	141	-	-	-	1,290	-5.3%	1,290
	2016	175	168	136	147	141	142	148	163	142	133	110	168	1,362	▼	1,773
Civil	2017	15	14	27	17	14	16	24	16	22	-	-	-	165	-20.7%	165
	2016	8	28	18	31	26	25	25	27	20	11	16	33	208	▼	268
Criminal	2017	84	82	93	75	68	75	91	68	74	-	-	-	710	-12.6%	710
	2016	112	106	75	84	91	68	90	101	85	75	75	106	812	▼	1,068
Miscellaneous	2017	36	40	36	24	34	27	22	30	35	-	-	-	284	-5.3%	284
	2016	43	34	41	25	23	43	26	32	33	42	16	26	300	▼	384
Other	2017	19	21	17	16	9	13	12	14	10	-	-	-	131	211.9%	131
	2016	12	-	2	7	1	6	7	3	4	5	3	3	42	▲	53

Filings by Division & Case Category																	
			Jan	Feb	Mar	Apr	May	Jun	Jul	Aug	Sep	Oct	Nov	Dec	Thru Sep	% Change	Total
Civil	Administrative Law	2017	-	-	1	-	-	-	-	-	-	-	-	-	1	0.0%	1
		2016	-	-	-	-	-	-	-	-	-	1	-	-	-	1	↔
	Contested Divorce	2017	2	-	1	-	1	-	1	1	1	-	-	-	7	-70.8%	7
		2016	-	3	4	6	5	2	1	3	-	2	2	2	24	▼	30
	Domestic and Family - Level 1	2017	-	-	-	-	-	-	-	-	-	-	-	-	0	-100.0%	0
		2016	-	6	5	5	4	7	6	2	5	-	4	5	40	▼	49
	Domestic and Family - Level 2	2017	5	3	12	7	6	8	16	6	11	-	-	-	74	39.6%	74
		2016	3	11	3	9	5	5	10	3	4	5	3	14	53	▲	75
	General Civil - Level 1	2017	-	1	-	-	-	-	-	-	-	-	-	-	1	-83.3%	1
		2016	2	-	1	1	-	-	-	-	2	-	-	-	6	▼	6
	General Civil - Level 2	2017	2	4	1	3	4	1	2	5	2	-	-	-	24	9.1%	24
		2016	-	3	-	1	3	3	4	5	3	1	2	9	22	▲	34
General Civil - Level 3	2017	1	2	5	5	-	3	1	-	3	-	-	-	20	33.3%	20	
	2016	1	2	2	1	3	-	-	5	1	2	-	1	15	▲	18	
Probates/Wills & Trusts - Level 2	2017	2	3	-	-	-	1	1	1	-	-	-	-	8	0.0%	8	
	2016	1	-	1	-	1	2	-	1	2	1	-	-	8	↔	9	
Uncontested Divorce	2017	3	1	7	2	3	3	3	3	5	-	-	-	30	-23.1%	30	
	2016	1	3	2	8	5	6	4	8	2	-	5	2	39	▼	46	
Criminal																	
	Felonies and Related Matters	2017	63	74	74	59	52	54	77	53	60	-	-	-	566	-14.6%	566
		2016	97	89	68	70	78	52	71	76	62	65	46	79	663	▼	853
	Misdemeanor	2017	21	8	17	11	8	10	11	13	12	-	-	-	111	-15.9%	111
		2016	15	15	7	13	10	16	19	19	18	10	23	27	132	▼	192
	Other Criminally Related Matters	2017	-	-	2	5	8	11	3	2	2	-	-	-	33	94.1%	33
2016		-	2	-	1	3	-	-	6	5	-	6	-	17	▲	23	
Miscellaneous																	
	Miscellaneous	2017	36	40	36	24	34	27	22	30	35	-	-	-	284	-5.3%	284
2016		43	34	41	25	23	43	26	32	33	42	16	26	300	▼	384	
Other																	
	Other	2017	19	21	17	16	9	13	12	14	10	-	-	-	131	211.9%	131
2016		12	-	2	7	1	6	7	3	4	5	3	3	42	▲	53	

January 2016 -- September 2017 Filings

Dashboard

Court: Waynesboro Circuit

Start/End Date: Jan-16 / Sep-17

2016 Average Month: 171

Jan-Sep 2016: 1,587

Filings Trending: ↔

Circuit/Court ID: 25

225820

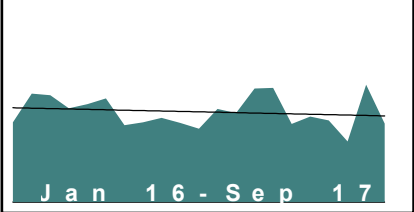
Type of Case: Filings

2017 Average Month:174

Jan-Sep 2017 : 1,563

Overall AVG. Month: 172

Monthly Filings Summary



Jan --- Sep Filings

1,563

1,587

2017

2016

Filings by Division																
		Jan	Feb	Mar	Apr	May	Jun	Jul	Aug	Sep	Oct	Nov	Dec	Thru Sep	% Change	Total
Total	2017	170	217	218	149	163	156	116	224	150	-	-	-	1,563	-1.5%	1,563
	2016	152	207	204	179	187	198	147	152	161	151	140	178	1,587	▼	2,056
Civil	2017	37	54	73	47	33	43	28	46	31	-	-	-	392	-9.0%	392
	2016	43	67	48	42	43	63	31	37	57	45	49	38	431	▼	563
Criminal	2017	73	50	72	40	79	50	37	95	51	-	-	-	547	0.9%	547
	2016	50	38	75	63	93	78	48	55	42	42	39	96	542	▲	719
Miscellaneous	2017	27	36	38	27	30	33	29	45	23	-	-	-	288	1.1%	288
	2016	36	34	42	33	27	31	30	28	24	35	31	21	285	▲	372
Other	2017	33	77	35	35	21	30	22	38	45	-	-	-	336	2.1%	336
	2016	23	68	39	41	24	26	38	32	38	29	21	23	329	▲	402

Filings by Division & Case Category																
		Jan	Feb	Mar	Apr	May	Jun	Jul	Aug	Sep	Oct	Nov	Dec	Thru Sep	% Change	Total
Civil	Administrative Law	2017	-	-	-	1	-	-	-	-	-	-	-	1	0.0%	1
		2016	1	-	-	-	-	-	-	-	-	-	1	1	↔	2
	Contested Divorce	2017	8	15	28	16	7	9	11	11	-	-	-	110	15.8%	110
		2016	9	17	14	8	16	10	5	10	8	11	3	95	▲	117
	Domestic and Family - Level 1	2017	-	-	-	1	1	3	1	2	-	-	-	8	-86.9%	8
		2016	4	8	3	11	2	11	4	4	14	10	9	61	▼	80
	Domestic and Family - Level 2	2017	5	-	7	3	-	2	3	-	-	-	-	20	17.6%	20
		2016	2	2	1	3	2	4	1	-	2	2	3	17	▲	26
	General Civil - Level 1	2017	2	-	-	-	1	-	-	-	-	-	-	3	200.0%	3
		2016	1	-	-	-	-	-	-	-	-	1	-	1	▲	2
	General Civil - Level 2	2017	-	3	2	-	4	1	4	1	-	-	-	16	0.0%	16
		2016	1	2	2	1	1	3	-	2	4	2	4	16	↔	22
	General Civil - Level 3	2017	2	-	-	1	-	9	1	1	-	-	-	14	-22.2%	14
		2016	-	3	2	3	4	3	2	1	1	2	-	18	▼	21
Criminal	Probates/Wills & Trusts - Level 1	2017	-	-	-	-	-	-	-	-	-	-	-	0	-100.0%	0
		2016	-	-	1	-	-	-	1	-	-	-	-	2	▼	2
	Probates/Wills & Trusts - Level 2	2017	-	-	-	1	-	-	1	-	-	-	-	2	-66.7%	2
		2016	-	-	1	2	1	1	1	-	3	-	-	6	▼	9
	Uncontested Divorce	2017	20	36	36	25	19	19	28	19	-	-	-	218	1.9%	218
		2016	25	35	24	14	17	31	24	26	21	30	17	214	▲	282
	Felonies and Related Matters	2017	59	38	47	28	67	35	25	77	37	-	-	413	-3.3%	413
		2016	41	26	54	56	67	58	43	39	29	25	71	427	▼	552
	Misdemeanor	2017	11	9	25	12	12	14	12	16	14	-	-	125	22.5%	125
Miscellaneous		2016	9	12	21	7	14	20	5	11	3	13	14	102	▲	138
	Other Criminally Related Matters	2017	3	3	-	-	-	1	-	2	-	-	-	9	-30.8%	9
		2016	-	-	-	-	12	-	1	-	-	-	16	13	▼	29
	Miscellaneous	2017	27	36	38	27	30	33	29	45	23	-	-	288	1.1%	288
		2016	36	34	42	33	27	31	30	28	24	35	21	285	▲	372
	Other	2017	33	77	35	35	21	30	22	38	45	-	-	336	2.1%	336
		2016	23	68	39	41	24	26	38	32	38	29	21	329	▲	402

January 2016 -- September 2017 Filings

Dashboard

Court: Clarke Circuit

Start/End Date: Jan-16 / Sep-17

2016 Average Month: 63

Jan-Sep 2016: 547

Filings Trending: ▼

Circuit/Court ID: 26

226043


Type of Case: Filings

2017 Average Month:55

Jan-Sep 2017 : 497

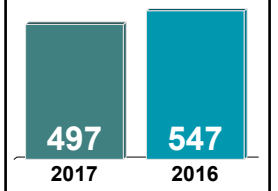
Overall AVG. Month: 60

Monthly Filings Summary



Jan 16 - Sep 17

Jan --- Sep Filings



497 547

2017 2016

Filings by Division																
		Jan	Feb	Mar	Apr	May	Jun	Jul	Aug	Sep	Oct	Nov	Dec	Thru Sep	% Change	Total
Total	2017	78	42	59	62	55	55	48	52	46	-	-	-	497	-9.1%	497
	2016	78	52	55	62	50	48	78	48	76	79	80	51	547	▼	757
Civil	2017	15	5	10	8	8	5	6	9	6	-	-	-	72	-8.9%	72
	2016	5	5	7	6	11	7	13	15	10	11	21	12	79	▼	123
Criminal	2017	30	7	16	25	27	15	6	9	15	-	-	-	150	-28.6%	150
	2016	45	16	23	29	18	12	35	11	21	34	18	20	210	▼	282
Miscellaneous	2017	33	30	33	28	20	35	36	34	25	-	-	-	274	6.6%	274
	2016	28	31	25	27	21	29	30	21	45	34	41	19	257	▲	351
Other	2017	-	-	-	1	-	-	-	-	-	-	-	-	1	0.0%	1
	2016	-	-	-	-	-	-	-	1	-	-	-	-	1	↔	1

Filings by Division & Case Category																
		Jan	Feb	Mar	Apr	May	Jun	Jul	Aug	Sep	Oct	Nov	Dec	Thru Sep	% Change	Total
Civil	Administrative Law	2017	-	-	-	-	-	-	-	-	-	-	-	0	-100.0%	0
		2016	-	-	-	-	-	1	-	-	-	-	-	1	▼	1
	Contested Divorce	2017	2	-	-	2	-	3	1	-	-	-	-	9	-18.2%	9
		2016	1	1	2	-	1	2	3	1	3	1	2	11	▼	17
	Domestic and Family - Level 1	2017	-	-	2	1	-	2	-	-	-	-	-	5	0.0%	5
		2016	1	-	-	1	-	1	1	1	1	2	-	5	↔	8
	Domestic and Family - Level 2	2017	-	-	1	-	2	-	-	-	-	-	-	3	-40.0%	3
		2016	-	-	1	1	-	-	-	3	-	1	-	5	▼	6
	General Civil - Level 1	2017	-	-	-	-	-	-	1	-	-	-	-	1	1	1
		2016	-	-	-	-	-	-	-	-	1	-	-	0	↔	1
	General Civil - Level 2	2017	1	-	1	2	-	1	-	2	-	-	-	9	0.0%	9
		2016	1	-	1	1	1	2	1	2	2	3	2	9	↔	16
	General Civil - Level 3	2017	10	4	2	2	-	1	1	2	-	-	-	22	-4.3%	22
		2016	1	-	1	2	6	4	1	2	1	10	6	23	▼	40
Criminal	Probates/Wills & Trusts - Level 1	2017	-	-	-	-	-	-	1	-	-	-	-	1	1	1
		2016	-	-	-	-	-	-	-	-	-	-	-	0	↔	0
	Probates/Wills & Trusts - Level 2	2017	1	-	-	1	1	1	-	1	-	-	-	5	25.0%	5
		2016	-	-	-	-	-	-	3	1	-	-	-	4	▲	4
	Protective Orders	2017	-	-	-	-	-	-	-	-	-	-	-	0	-100.0%	0
		2016	-	-	-	-	-	1	-	-	-	-	-	1	▼	1
	Uncontested Divorce	2017	1	1	4	-	5	-	2	2	-	-	-	17	-15.0%	17
		2016	1	4	2	1	4	1	6	-	3	4	2	20	▼	29
	Felonies and Related Matters	2017	18	2	7	18	21	10	2	6	8	-	-	92	-42.1%	92
		2016	33	12	18	26	13	11	29	6	11	31	10	159	▼	215
Miscellaneous	Misdemeanor	2017	8	4	9	6	5	5	4	2	6	-	-	49	8.9%	49
		2016	10	4	3	3	5	1	5	5	9	1	6	45	▲	57
	Other Criminally Related Matters	2017	4	1	-	1	1	-	-	1	1	-	-	9	50.0%	9
		2016	2	-	2	-	-	1	-	1	2	2	-	6	▲	10
Other	Miscellaneous	2017	33	30	33	28	20	35	36	34	25	-	-	274	6.6%	274
		2016	28	31	25	27	21	29	30	21	45	34	41	257	▲	351
	Other	2017	-	-	-	1	-	-	-	-	-	-	-	1	0.0%	1
		2016	-	-	-	-	-	-	1	-	-	-	-	1	↔	1

January 2016 -- September 2017 Filings

Dashboard

Court: Frederick Circuit

Start/End Date: Jan-16 / Sep-17

2016 Average Month: 389

Jan-Sep 2016: 3,502

Filings Trending: ⇔

Circuit/Court ID: 26

226069

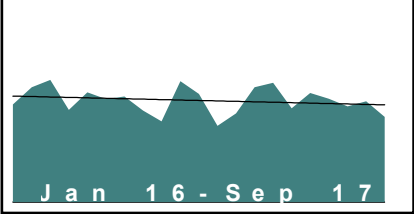
Type of Case: Filings

2017 Average Month:386

Jan-Sep 2017 : 3,478

Overall AVG. Month: 388

Monthly Filings Summary



Jan --- Sep Filings

3,478

3,502

2017

2016

Filings by Division																
		Jan	Feb	Mar	Apr	May	Jun	Jul	Aug	Sep	Oct	Nov	Dec	Thru Sep	% Change	Total
Total	2017	339	438	456	358	417	395	365	385	325	-	-	-	3,478	-0.7%	3,478
	2016	373	438	467	352	419	393	403	349	308	462	413	291	3,502	▼	4,668
Civil	2017	48	48	52	42	55	59	54	35	56	-	-	-	449	3.0%	449
	2016	33	56	59	50	67	42	46	45	38	43	43	44	436	▲	566
Criminal	2017	115	184	230	126	218	190	155	157	115	-	-	-	1,490	-4.0%	1,490
	2016	168	162	185	170	226	197	171	161	112	239	212	109	1,552	▼	2,112
Miscellaneous	2017	176	206	172	190	144	146	156	193	154	-	-	-	1,537	1.5%	1,537
	2016	172	220	223	132	126	154	186	143	158	180	158	136	1,514	▲	1,988
Other	2017	-	-	2	-	-	-	-	-	-	-	-	-	2	2	2
	2016	-	-	-	-	-	-	-	-	-	-	-	2	0	↔	2

Filings by Division & Case Category																
		Jan	Feb	Mar	Apr	May	Jun	Jul	Aug	Sep	Oct	Nov	Dec	Thru Sep	% Change	Total
Civil	Administrative Law	2017	-	-	-	-	1	-	-	-	-	-	-	1	-75.0%	1
		2016	-	-	-	-	1	1	-	2	2	-	-	4	▼	6
	Contested Divorce	2017	9	12	5	7	15	10	12	6	7	-	-	83	9.2%	83
		2016	7	7	8	13	12	7	9	8	5	7	6	76	▲	94
	Domestic and Family - Level 1	2017	4	5	6	6	5	5	3	2	4	-	-	40	-11.1%	40
		2016	-	5	3	4	6	7	8	6	6	4	3	45	▼	56
	Domestic and Family - Level 2	2017	2	2	4	2	3	2	5	4	7	-	-	31	72.2%	31
		2016	2	-	4	4	3	2	3	-	-	3	5	18	▲	27
	General Civil - Level 1	2017	-	-	-	-	-	1	-	2	-	-	-	3	-40.0%	3
		2016	-	1	1	-	2	-	-	1	-	-	1	5	▼	6
	General Civil - Level 2	2017	12	3	10	10	9	14	9	3	10	-	-	80	35.6%	80
		2016	4	11	11	4	7	5	3	5	9	7	6	59	▲	83
	General Civil - Level 3	2017	1	1	4	2	2	3	4	3	4	-	-	24	-25.0%	24
		2016	1	10	1	1	6	3	4	2	4	2	3	32	▼	39
Criminal	Probates/Wills & Trusts - Level 1	2017	1	1	-	-	-	-	-	-	-	-	-	2	2	2
		2016	-	-	-	-	-	-	-	-	-	-	-	0	↔	0
	Probates/Wills & Trusts - Level 2	2017	2	3	2	4	3	1	4	3	1	-	-	23	43.8%	23
		2016	2	1	2	2	4	1	1	2	1	1	3	16	▲	24
	Uncontested Divorce	2017	17	21	21	11	18	23	16	14	21	-	-	162	-10.5%	162
		2016	17	21	29	22	27	16	17	22	10	17	14	181	▼	231
	Capital Murder	2017	-	1	-	-	-	-	-	-	-	-	-	1	-75.0%	1
		2016	-	-	4	-	-	-	-	-	-	-	-	4	▼	4
	Felonies and Related Matters	2017	96	153	194	98	159	160	124	104	80	-	-	1,168	-7.3%	1,168
		2016	136	132	139	130	188	161	143	143	88	194	153	1,260	▼	1,687
Miscellaneous	Misdemeanor	2017	17	28	32	18	54	25	27	42	30	-	-	273	7.9%	273
		2016	28	27	32	34	36	33	28	15	20	36	47	253	▲	363
	Other Criminally Related Matters	2017	2	2	4	10	5	5	4	11	5	-	-	48	37.1%	48
		2016	4	3	10	6	2	3	-	3	4	9	12	35	▲	58
Other	Miscellaneous	2017	176	206	172	190	144	146	156	193	154	-	-	1,537	1.5%	1,537
		2016	172	220	223	132	126	154	186	143	158	180	158	1,514	▲	1,988
	Other	2017	-	-	2	-	-	-	-	-	-	-	-	2	2	2
		2016	-	-	-	-	-	-	-	-	-	-	2	0	↔	2

January 2016 -- September 2017 Filings

Dashboard

Court: Page Circuit

Start/End Date: Jan-16 / Sep-17

2016 Average Month: 169

Jan-Sep 2016: 1,583

Filings Trending: ▼

Circuit/Court ID: 26

226139

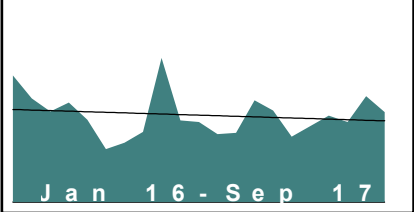
Type of Case: Filings

2017 Average Month:163

Jan-Sep 2017 : 1,463

Overall AVG. Month: 166

Monthly Filings Summary



Jan --- Sep Filings

1,463

2017

1,583

2016

Filings by Division																
		Jan	Feb	Mar	Apr	May	Jun	Jul	Aug	Sep	Oct	Nov	Dec	Thru Sep	% Change	Total
Total	2017	132	194	175	125	145	165	153	202	172	-	-	-	1,463	-7.6%	1,463
	2016	242	198	173	190	157	101	113	134	275	156	153	130	1,583	▼	2,022
Civil	2017	13	17	23	12	14	18	13	12	13	-	-	-	135	-4.3%	135
	2016	10	19	18	4	24	17	20	15	14	14	12	12	141	▼	179
Criminal	2017	76	121	87	84	93	96	100	130	114	-	-	-	901	-9.4%	901
	2016	161	106	94	147	97	48	51	78	212	83	80	69	994	▼	1,226
Miscellaneous	2017	40	51	64	29	38	51	38	60	43	-	-	-	414	-4.6%	414
	2016	71	71	57	34	35	36	41	40	49	56	60	49	434	▼	599
Other	2017	3	5	1	-	-	-	2	-	2	-	-	-	13	-7.1%	13
	2016	-	2	4	5	1	-	1	1	-	3	1	-	14	▼	18

Filings by Division & Case Category																
		Jan	Feb	Mar	Apr	May	Jun	Jul	Aug	Sep	Oct	Nov	Dec	Thru Sep	% Change	Total
Civil	Contested Divorce	2017	2	3	2	3	2	4	3	-	2	-	-	21	-25.0%	21
		2016	-	5	5	2	3	2	5	4	2	1	-	28	▼	31
	Domestic and Family - Level 1	2017	-	-	-	-	-	-	-	1	-	-	-	1	-87.5%	1
		2016	3	-	-	-	1	3	1	-	1	1	-	8	▼	10
	Domestic and Family - Level 2	2017	1	1	1	-	1	1	1	-	-	-	-	8	14.3%	8
		2016	-	-	-	-	1	4	-	2	1	2	1	7	▲	11
	General Civil - Level 1	2017	-	-	-	-	-	-	-	-	-	-	-	1	1	1
		2016	-	-	-	-	-	-	-	-	-	-	-	0	↔	0
	General Civil - Level 2	2017	2	1	4	4	2	3	1	2	5	-	-	24	-4.0%	24
		2016	1	3	4	-	5	3	3	2	4	-	1	25	▼	28
	General Civil - Level 3	2017	1	-	4	-	2	4	2	1	3	-	-	17	21.4%	17
		2016	1	-	5	-	3	1	2	1	1	4	3	14	▲	25
Criminal	Probates/Wills & Trusts - Level 1	2017	-	1	1	-	-	-	-	-	-	-	-	2	0.0%	2
		2016	-	-	-	-	1	-	-	1	-	1	-	2	↔	3
	Probates/Wills & Trusts - Level 2	2017	1	1	1	-	1	-	-	-	-	-	-	4	0.0%	4
		2016	1	-	-	1	1	-	-	1	1	-	1	4	↔	6
	Uncontested Divorce	2017	6	10	10	5	6	5	8	2	-	-	-	57	7.5%	57
		2016	4	11	4	1	10	7	5	7	4	6	4	53	▲	65
	Capital Murder	2017	-	-	-	-	-	-	-	-	-	-	-	0	-100.0%	0
		2016	-	-	-	-	-	-	4	-	-	-	-	4	▼	4
	Felonies and Related Matters	2017	55	75	55	46	69	83	73	94	92	-	-	642	-12.1%	642
		2016	76	97	79	118	68	33	38	56	165	59	51	730	▼	891
	Misdemeanor	2017	21	42	29	38	22	11	24	34	22	-	-	243	34.3%	243
		2016	29	8	15	26	27	5	13	18	40	20	29	181	▲	237
Other	Other Criminally Related Matters	2017	-	4	3	-	2	2	3	2	-	-	-	16	-79.7%	16
		2016	56	1	-	3	2	10	-	7	4	-	11	79	▼	94
Miscellaneous		2017	40	51	64	29	38	51	38	60	43	-	-	414	-4.6%	414
		2016	71	71	57	34	35	36	41	40	49	56	60	434	▼	599
Other		2017	3	5	1	-	-	-	2	-	2	-	-	13	-7.1%	13
		2016	-	2	4	5	1	-	1	1	-	3	1	14	▼	18

January 2016 -- September 2017 Filings

Dashboard

Court: Rockingham Circuit

Circuit/Court ID: 26

Start/End Date: Jan-16 / Sep-17

226165

2016 Average Month: 578

Type of Case: Filings

Jan-Sep 2016: 5,245

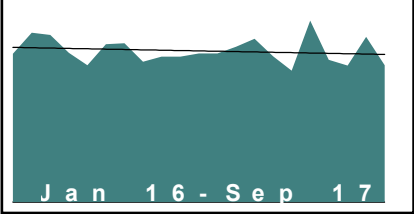
2017 Average Month:576

Filings Trending: ↔

Jan-Sep 2017 : 5,187

Overall AVG. Month: 577

Monthly Filings Summary



Jan --- Sep Filings

5,187

2017

5,245

2016

Filings by Division																
		Jan	Feb	Mar	Apr	May	Jun	Jul	Aug	Sep	Oct	Nov	Dec	Thru Sep	% Change	Total
Total	2017	593	624	557	502	693	543	521	631	523	-	-	-	5,187	-1.1%	5,187
	2016	566	647	638	570	523	603	606	536	556	555	568	568	5,245	▼	6,936
Civil	2017	87	99	83	64	74	69	57	71	86	-	-	-	690	-18.1%	690
	2016	73	74	89	90	83	128	79	109	118	90	88	126	843	▼	1,147
Criminal	2017	237	217	206	204	346	228	256	302	207	-	-	-	2,203	3.1%	2,203
	2016	186	247	271	256	250	235	295	186	210	212	248	217	2,136	▲	2,813
Miscellaneous	2017	182	239	215	182	175	160	134	179	170	-	-	-	1,636	-2.2%	1,636
	2016	239	256	219	158	125	175	156	177	167	198	166	165	1,672	▼	2,201
Other	2017	87	69	53	52	98	86	74	79	60	-	-	-	658	10.8%	658
	2016	68	70	59	66	65	65	76	64	61	55	66	60	594	▲	775

Filings by Division & Case Category																	
			Jan	Feb	Mar	Apr	May	Jun	Jul	Aug	Sep	Oct	Nov	Dec	Thru Sep	% Change	Total
Civil	Administrative Law	2017	-	1	-	1	2	1	-	-	1	-	-	-	6	0.0%	6
		2016	-	1	1	1	-	-	-	-	1	2	-	-	-	6	↔
	Contested Divorce	2017	22	20	12	10	13	12	12	14	22	-	-	-	137	-3.5%	137
		2016	9	11	15	14	14	17	13	17	32	13	16	17	142	▼	188
	Domestic and Family - Level 1	2017	-	-	-	-	-	-	-	-	-	-	-	-	0	-100.0%	0
		2016	8	7	5	3	9	45	9	2	10	9	9	7	98	▼	123
	Domestic and Family - Level 2	2017	3	8	9	5	5	8	1	3	7	-	-	-	49	-29.0%	49
		2016	9	4	3	20	4	7	4	6	12	3	4	6	69	▼	82
	General Civil - Level 1	2017	-	1	4	-	-	-	-	-	1	-	-	-	6	0.0%	6
		2016	1	-	-	-	-	1	1	2	1	1	1	-	6	↔	8
	General Civil - Level 2	2017	12	25	20	18	13	16	9	17	10	-	-	-	140	-7.9%	140
		2016	10	12	17	19	16	13	14	27	24	15	10	22	152	▼	199
	General Civil - Level 3	2017	8	3	6	3	6	8	14	5	4	-	-	-	57	14.0%	57
		2016	7	6	7	1	6	5	3	11	4	7	6	21	50	▲	84
Probates/Wills & Trusts - Level 1	2017	-	2	-	-	-	-	1	-	-	-	-	-	3	-25.0%	3	
	2016	-	-	-	1	-	2	-	1	-	-	1	-	4	▼	5	
Probates/Wills & Trusts - Level 2	2017	-	2	2	3	1	3	-	1	1	-	-	-	13	-23.5%	13	
	2016	1	2	5	2	2	1	-	3	1	2	1	-	17	▼	20	
Protective Orders	2017	-	-	-	-	-	-	-	-	-	-	-	-	0	-100.0%	0	
	2016	-	-	-	2	1	4	3	1	-	2	4	-	11	▼	17	
Uncontested Divorce	2017	42	37	30	24	34	21	20	31	40	-	-	-	279	-3.1%	279	
	2016	28	31	36	27	31	33	32	38	32	38	36	53	288	▼	415	
Criminal	Capital Murder	2017	-	-	-	-	-	-	-	4	-	-	-	-	4	300.0%	4
		2016	-	-	-	1	-	-	-	-	-	-	-	-	1	▲	1
	Felonies and Related Matters	2017	188	165	152	170	277	191	213	251	176	-	-	-	1,783	8.2%	1,783
		2016	150	175	202	204	203	179	232	142	161	171	195	172	1,648	▲	2,186
	Misdemeanor	2017	45	49	42	30	58	34	35	41	30	-	-	-	364	-13.3%	364
		2016	27	62	65	45	45	49	55	28	44	32	44	42	420	▼	538
	Other Criminally Related Matters	2017	4	3	12	4	11	3	8	6	1	-	-	-	52	-22.4%	52
		2016	9	10	4	6	2	7	8	16	5	9	9	3	67	▼	88
	Miscellaneous	2017	182	239	215	182	175	160	134	179	170	-	-	-	1,636	-2.2%	1,636
		2016	239	256	219	158	125	175	156	177	167	198	166	165	1,672	▼	2,201
Other	2017	87	69	53	52	98	86	74	79	60	-	-	-	658	10.8%	658	
	2016	68	70	59	66	65	65	76	64	61	55	66	60	594	▲	775	

January 2016 -- September 2017 Filings

Dashboard

Court: Shenandoah Circuit

Start/End Date: Jan-16 / Sep-17

2016 Average Month: 279

Jan-Sep 2016: 2,573

Filings Trending: ▼

Circuit/Court ID: 26

226171

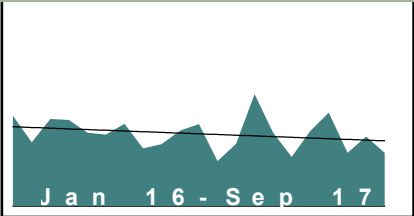
Type of Case: Filings

2017 Average Month: 272

Jan-Sep 2017 : 2,449

Overall AVG. Month: 276

Monthly Filings Summary



Jan --- Sep Filings

2,449

2017

2,573

2016

Filings by Division																
		Jan	Feb	Mar	Apr	May	Jun	Jul	Aug	Sep	Oct	Nov	Dec	Thru Sep	% Change	Total
Total	2017	238	427	280	188	286	357	204	265	204	-	-	-	2,449	-4.8%	2,449
	2016	345	244	332	329	280	273	314	220	236	289	313	172	2,573	▼	3,347
Civil	2017	22	20	19	20	28	29	24	18	13	-	-	-	193	-16.1%	193
	2016	22	17	30	33	18	21	32	33	24	30	21	26	230	▼	307
Criminal	2017	83	259	133	49	124	140	89	125	79	-	-	-	1,081	6.0%	1,081
	2016	126	95	98	177	129	109	129	87	70	118	168	51	1,020	▲	1,357
Miscellaneous	2017	108	109	104	87	81	104	64	102	92	-	-	-	851	-1.0%	851
	2016	117	104	118	82	76	77	96	84	106	123	84	74	860	▼	1,141
Other	2017	25	39	24	32	53	84	27	20	20	-	-	-	324	-30.0%	324
	2016	80	28	86	37	57	66	57	16	36	18	40	21	463	▼	542

Filings by Division & Case Category																
		Jan	Feb	Mar	Apr	May	Jun	Jul	Aug	Sep	Oct	Nov	Dec	Thru Sep	% Change	Total
Civil	Administrative Law	2017	-	-	-	-	1	-	1	-	-	-	-	2	2	2
		2016	-	-	-	-	-	-	-	-	-	-	-	0	↔	0
	Contested Divorce	2017	6	2	9	3	3	3	2	1	-	-	-	32	-25.6%	32
		2016	7	5	-	8	6	2	7	3	3	3	3	43	▼	52
	Domestic and Family - Level 1	2017	-	-	-	-	-	-	-	-	-	-	-	0	-100.0%	0
		2016	6	-	6	6	1	-	6	1	8	3	1	26	▼	38
	Domestic and Family - Level 2	2017	-	-	1	1	4	1	-	-	-	-	-	7	-50.0%	7
		2016	-	3	2	4	-	3	-	2	-	2	2	14	▼	18
	General Civil - Level 1	2017	-	-	1	-	-	-	-	1	-	-	-	2	-50.0%	2
		2016	-	-	1	-	1	-	-	2	1	1	1	4	▼	7
	General Civil - Level 2	2017	5	4	1	4	6	8	7	1	4	-	-	40	-7.0%	40
		2016	2	1	9	2	1	6	11	4	7	4	8	43	▼	59
	General Civil - Level 3	2017	4	2	-	1	1	4	2	4	1	-	-	19	58.3%	19
		2016	2	-	1	1	-	1	2	5	-	6	1	12	▲	20
Criminal	Probates/Wills & Trusts - Level 1	2017	-	-	-	-	-	-	-	-	-	-	-	0	-100.0%	0
		2016	1	1	1	-	-	-	-	-	-	-	-	3	▼	3
	Probates/Wills & Trusts - Level 2	2017	1	-	-	3	1	2	-	1	-	-	-	8	-20.0%	8
		2016	1	1	1	3	1	-	2	1	1	-	4	10	▼	15
	Uncontested Divorce	2017	6	12	7	8	13	10	12	9	6	-	-	83	10.7%	83
		2016	3	6	9	9	8	9	12	13	6	7	10	75	▲	95
	Capital Murder	2017	-	-	-	-	-	-	-	-	-	-	-	0	0	0
		2016	-	-	-	-	-	-	-	-	-	1	-	0	↔	1
	Felonies and Related Matters	2017	52	227	74	23	77	79	59	86	45	-	-	722	-4.4%	722
		2016	99	71	74	156	87	67	108	49	44	78	130	755	▼	991
Miscellaneous	Misdemeanor	2017	28	30	55	21	42	34	22	35	22	-	-	289	18.0%	289
		2016	27	23	18	17	42	41	18	37	22	34	23	245	▲	336
Other	Other Criminally Related Matters	2017	3	2	4	5	5	27	8	4	12	-	-	70	250.0%	70
		2016	-	1	6	4	-	1	3	1	4	6	3	20	▲	29
Total	Miscellaneous	2017	108	109	104	87	81	104	64	102	92	-	-	851	-1.0%	851
		2016	117	104	118	82	76	77	96	84	106	123	84	860	▼	1,141
Other	Other	2017	25	39	24	32	53	84	27	20	20	-	-	324	-30.0%	324
		2016	80	28	86	37	57	66	57	16	36	18	40	463	▼	542

January 2016 -- September 2017 Filings

Dashboard

Court: Warren Circuit

Circuit/Court ID: 26

Start/End Date: Jan-16 / Sep-17

226187

2016 Average Month: 277

Type of Case: Filings

Jan-Sep 2016: 2,501


2017 Average Month:281

Filings Trending: ↔

Jan-Sep 2017 : 2,526

Overall AVG. Month: 279

Monthly Filings Summary



Jan --- Sep Filings

2,526

2,501

2017

2016

Filings by Division																
		Jan	Feb	Mar	Apr	May	Jun	Jul	Aug	Sep	Oct	Nov	Dec	Thru Sep	% Change	Total
Total	2017	306	281	385	239	239	324	238	304	210	-	-	-	2,526	1.0%	2,526
	2016	248	271	354	265	225	304	282	269	283	265	285	277	2,501	▲	3,328
Civil	2017	39	34	56	38	30	58	38	41	45	-	-	-	379	-13.9%	379
	2016	27	76	39	48	40	65	42	47	56	46	52	41	440	▼	579
Criminal	2017	123	61	156	77	58	67	71	119	67	-	-	-	799	-11.1%	799
	2016	60	48	160	77	94	109	130	113	108	63	101	101	899	▼	1,164
Miscellaneous	2017	92	109	106	68	95	91	89	95	86	-	-	-	831	0.5%	831
	2016	110	107	118	86	66	93	84	76	87	116	101	101	827	▲	1,145
Other	2017	52	77	67	56	56	108	40	49	12	-	-	-	517	54.3%	517
	2016	51	40	37	54	25	37	26	33	32	40	31	34	335	▲	440

Filings by Division & Case Category																
		Jan	Feb	Mar	Apr	May	Jun	Jul	Aug	Sep	Oct	Nov	Dec	Thru Sep	% Change	Total
Civil	Administrative Law	2017	-	-	-	-	-	-	-	-	-	-	-	0	-100.0%	0
		2016	-	-	-	-	-	-	1	-	-	1	-	1	▼	2
	Contested Divorce	2017	14	6	10	10	10	7	8	10	-	-	-	85	-5.6%	85
		2016	9	13	8	10	8	12	9	10	11	11	9	90	▼	125
	Domestic and Family - Level 1	2017	-	-	-	-	-	-	1	-	-	-	-	1	-97.9%	1
		2016	-	21	2	3	1	6	7	2	3	17	5	48	▼	73
	Domestic and Family - Level 2	2017	1	2	2	1	2	6	2	-	1	-	-	17	41.7%	17
		2016	-	1	-	-	5	-	3	2	1	-	1	12	▲	14
	General Civil - Level 1	2017	3	-	-	-	-	1	-	-	1	-	-	5	66.7%	5
		2016	-	1	-	-	-	-	1	1	-	-	-	3	▲	3
	General Civil - Level 2	2017	1	3	8	6	3	6	9	3	6	-	-	45	-28.6%	45
		2016	2	15	5	8	7	12	4	3	7	5	7	63	▼	79
	General Civil - Level 3	2017	3	3	6	2	4	3	4	7	-	-	-	36	50.0%	36
		2016	2	6	2	2	5	1	4	-	-	1	1	24	▲	26
Criminal	Probates/Wills & Trusts - Level 1	2017	-	-	1	-	-	-	-	-	-	-	-	1	1	1
		2016	-	-	-	-	-	-	-	-	-	-	-	0	↔	0
	Probates/Wills & Trusts - Level 2	2017	2	-	2	1	-	1	3	-	-	-	-	9	80.0%	9
		2016	-	-	-	1	1	1	1	1	1	1	1	5	▲	8
	Protective Orders	2017	-	-	-	-	-	-	-	-	-	-	-	0	-100.0%	0
		2016	-	1	2	-	1	1	1	1	-	-	-	7	▼	7
	Uncontested Divorce	2017	15	20	27	18	11	34	12	23	20	-	-	180	-3.7%	180
		2016	14	18	20	24	15	28	20	21	27	21	14	187	▼	242
	Felonies and Related Matters	2017	101	50	128	58	46	47	59	75	50	-	-	614	-6.1%	614
		2016	42	37	120	57	75	78	97	74	74	46	88	654	▼	867
Miscellaneous	Misdemeanor	2017	21	8	26	17	7	10	10	36	15	-	-	150	-17.6%	150
		2016	16	8	34	18	13	22	21	24	26	15	13	182	▼	226
	Other Criminally Related Matters	2017	1	3	2	2	5	10	2	8	2	-	-	35	-44.4%	35
		2016	2	3	6	2	6	9	12	15	8	2	6	63	▼	71
Other	Miscellaneous	2017	92	109	106	68	95	91	89	95	86	-	-	831	0.5%	831
		2016	110	107	118	86	66	93	84	76	87	116	101	827	▲	1,145
Other	Other	2017	52	77	67	56	56	108	40	49	12	-	-	517	54.3%	517
		2016	51	40	37	54	25	37	26	33	32	40	31	335	▲	440


January 2016 -- September 2017 Filings

Dashboard

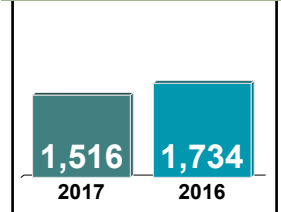
Court: Winchester Circuit
 Start/End Date: Jan-16 / Sep-17
 2016 Average Month: 188
 Jan-Sep 2016: 1,734
 Filings Trending: ▼

Circuit/Court ID: 26
 226840
 Type of Case: Filings
 2017 Average Month: 168
 Jan-Sep 2017 : 1,516
 Overall AVG. Month: 180

Monthly Filings Summary



Jan --- Sep Filings



Filings by Division

		Jan	Feb	Mar	Apr	May	Jun	Jul	Aug	Sep	Oct	Nov	Dec	Thru Sep	% Change	Total
Total	2017	177	159	220	140	188	156	138	163	175	-	-	-	1,516	-12.6%	1,516
	2016	197	215	213	186	134	199	192	229	169	200	148	175	1,734	▼	2,257
Civil	2017	26	18	26	11	21	17	13	22	19	-	-	-	173	-22.4%	173
	2016	11	22	33	22	19	33	28	28	27	31	22	19	223	▼	295
Criminal	2017	105	101	150	94	124	95	82	106	121	-	-	-	978	-18.7%	978
	2016	144	158	149	136	91	132	128	164	101	123	92	120	1,203	▼	1,538
Miscellaneous	2017	43	37	42	33	42	43	41	35	33	-	-	-	349	16.3%	349
	2016	40	35	29	28	24	34	35	36	39	44	33	32	300	▲	409
Other	2017	3	3	2	2	1	1	2	-	2	-	-	-	16	100.0%	16
	2016	2	-	2	-	-	-	1	1	2	2	1	4	8	▲	15

Filings by Division & Case Category

			Jan	Feb	Mar	Apr	May	Jun	Jul	Aug	Sep	Oct	Nov	Dec	Thru Sep	% Change	Total
Civil	Administrative Law	2017	1	-	-	-	-	-	-	2	-	-	-	-	3	-40.0%	3
		2016	1	-	2	-	-	-	1	-	1	2	-	-	5	▼	7
	Contested Divorce	2017	3	4	8	-	-	3	1	3	3	-	-	-	25	25.0%	25
		2016	3	3	4	-	4	3	-	3	-	2	4	2	20	▲	28
	Domestic and Family - Level 1	2017	-	-	3	-	-	-	1	4	1	-	-	-	9	-83.6%	9
		2016	1	1	11	8	4	8	13	3	6	3	5	1	55	▼	64
	Domestic and Family - Level 2	2017	1	-	-	-	2	1	-	1	2	-	-	-	7	-58.8%	7
		2016	-	-	5	3	-	3	-	4	2	1	2	2	17	▼	22
	General Civil - Level 1	2017	2	1	-	1	1	2	1	1	1	-	-	-	10	66.7%	10
		2016	-	1	-	-	-	1	2	-	2	3	-	1	6	▲	10
	General Civil - Level 2	2017	6	3	9	5	4	4	2	3	6	-	-	-	42	-4.5%	42
		2016	3	4	4	4	8	7	4	6	4	7	3	7	44	▼	61
General Civil - Level 3	2017	2	2	1	-	2	-	-	-	2	-	-	-	9	-10.0%	9	
	2016	1	3	2	-	1	1	1	-	1	5	2	2	10	▼	19	
Probates/Wills & Trusts - Level 2	2017	1	3	-	-	1	1	2	-	1	-	-	-	9	50.0%	9	
	2016	-	2	1	1	-	-	1	1	-	2	-	-	6	▲	8	
Uncontested Divorce	2017	10	5	5	5	11	6	6	8	3	-	-	-	59	-1.7%	59	
	2016	2	8	4	6	2	10	6	11	11	6	6	4	60	▼	76	
Criminal	Felonies and Related Matters	2017	77	69	116	63	95	75	67	86	89	-	-	-	737	-21.4%	737
		2016	102	130	109	114	79	102	86	137	79	99	76	81	938	▼	1,194
	Misdemeanor	2017	26	30	31	30	27	17	15	19	27	-	-	-	222	-9.0%	222
		2016	41	25	38	21	10	28	41	22	18	22	16	35	244	▼	317
	Other Criminally Related Matters	2017	2	2	3	1	2	3	-	1	5	-	-	-	19	-9.5%	19
2016		1	3	2	1	2	2	1	5	4	2	-	4	21	▼	27	
Miscellaneous		2017	43	37	42	33	42	43	41	35	33	-	-	-	349	16.3%	349
		2016	40	35	29	28	24	34	35	36	39	44	33	32	300	▲	409
Other		2017	3	3	2	2	1	1	2	-	2	-	-	-	16	100.0%	16
		2016	2	-	2	-	-	-	1	1	2	2	1	4	8	▲	15

January 2016 -- September 2017 Filings

Dashboard

Court: Bland Circuit

Start/End Date: Jan-16 / Sep-17

2016 Average Month: 41

Jan-Sep 2016: 387

Filings Trending: ▼

Circuit/Court ID: 27

227021

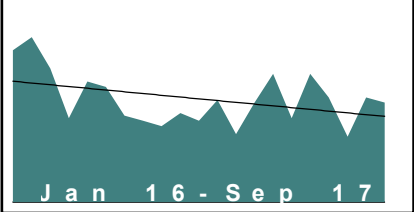
Type of Case: Filings

2017 Average Month:37

Jan-Sep 2017 : 337

Overall AVG. Month: 39

Monthly Filings Summary



Jan --- Sep Filings

337

2017

387

2016

Filings by Division																
		Jan	Feb	Mar	Apr	May	Jun	Jul	Aug	Sep	Oct	Nov	Dec	Thru Sep	% Change	Total
Total	2017	26	38	49	32	49	40	25	40	38	-	-	-	337	-12.9%	337
	2016	58	63	51	32	46	44	33	31	29	34	31	39	387	▼	491
Civil	2017	5	5	7	5	6	6	2	3	4	-	-	-	43	-4.4%	43
	2016	4	8	5	2	5	7	8	3	3	6	2	7	45	▼	60
Criminal	2017	7	7	19	8	17	5	2	15	11	-	-	-	91	-22.9%	91
	2016	10	15	13	4	31	18	8	11	8	1	13	16	118	▼	148
Miscellaneous	2017	13	26	21	19	26	29	21	22	23	-	-	-	200	-9.5%	200
	2016	44	39	33	26	10	17	17	17	18	26	16	15	221	▼	278
Other	2017	1	-	2	-	-	-	-	-	-	-	-	-	3	0.0%	3
	2016	-	1	-	-	-	2	-	-	-	1	-	1	3	↔	5

Filings by Division & Case Category																
		Jan	Feb	Mar	Apr	May	Jun	Jul	Aug	Sep	Oct	Nov	Dec	Thru Sep	% Change	Total
Civil	Administrative Law	2017	1	-	-	-	-	-	-	-	-	-	-	1	0.0%	1
		2016	-	1	-	-	-	-	-	-	-	-	-	1	↔	1
	Contested Divorce	2017	-	1	2	-	-	2	-	-	2	-	-	7	-22.2%	7
		2016	1	4	2	-	-	1	-	1	2	1	1	9	▼	13
	Domestic and Family - Level 1	2017	-	-	-	-	-	-	-	-	-	-	-	0	-100.0%	0
		2016	1	-	-	1	-	2	-	-	-	-	-	4	▼	4
	Domestic and Family - Level 2	2017	-	-	-	-	-	-	-	-	-	-	-	0	0	0
		2016	-	-	-	-	-	-	-	-	1	-	-	0	↔	1
	General Civil - Level 1	2017	-	-	-	-	-	-	-	-	-	-	-	0	0	0
		2016	-	-	-	-	-	-	-	-	-	1	-	0	↔	1
	General Civil - Level 2	2017	1	-	4	2	1	2	1	2	1	-	-	14	40.0%	14
		2016	1	1	-	-	2	2	3	-	1	-	2	10	▲	12
Criminal	General Civil - Level 3	2017	-	1	-	1	-	1	-	-	-	-	-	3	0.0%	3
		2016	-	1	-	-	1	-	1	-	-	-	1	3	↔	4
	Probates/Wills & Trusts - Level 2	2017	-	-	1	-	-	-	-	-	-	-	-	1	1	1
		2016	-	-	-	-	-	-	-	-	-	-	-	0	↔	0
	Uncontested Divorce	2017	3	3	-	2	5	1	1	1	-	-	-	17	-5.6%	17
		2016	1	1	3	1	2	5	1	3	1	3	3	18	▼	24
	Felonies and Related Matters	2017	6	6	19	6	17	3	2	13	7	-	-	79	-23.3%	79
		2016	10	15	12	4	29	17	5	6	5	1	10	103	▼	129
	Misdemeanor	2017	1	-	-	1	-	2	-	2	1	-	-	7	-30.0%	7
		2016	-	-	1	-	2	1	3	2	1	-	3	10	▼	14
	Other Criminally Related Matters	2017	-	1	-	1	-	-	-	3	-	-	-	5	0.0%	5
		2016	-	-	-	-	-	-	3	2	-	-	-	5	↔	5
Miscellaneous		2017	13	26	21	19	26	29	21	22	23	-	-	200	-9.5%	200
		2016	44	39	33	26	10	17	17	17	18	26	16	221	▼	278
Other		2017	1	-	2	-	-	-	-	-	-	-	-	3	0.0%	3
		2016	-	1	-	-	-	2	-	-	-	1	-	3	↔	5

January 2016 -- September 2017 Filings

Dashboard

Court: Carroll Circuit

Start/End Date: Jan-16 / Sep-17

2016 Average Month: 253

Jan-Sep 2016: 2,364

Filings Trending: ▲

Circuit/Court ID: 27

227035

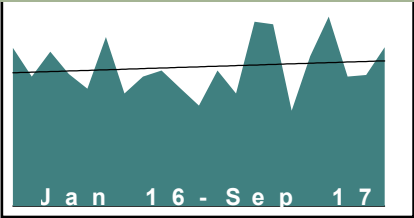
Type of Case: Filings

2017 Average Month:283

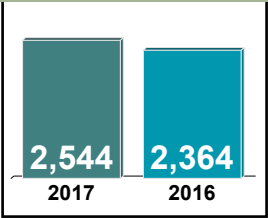
Jan-Sep 2017 : 2,544

Overall AVG. Month: 266

Monthly Filings Summary



Jan --- Sep Filings



Filings by Division																
		Jan	Feb	Mar	Apr	May	Jun	Jul	Aug	Sep	Oct	Nov	Dec	Thru Sep	% Change	Total
Total	2017	215	352	347	182	286	362	247	250	303	-	-	-	2,544	7.6%	2,544
	2016	302	247	295	252	224	323	215	247	259	225	192	259	2,364	▲	3,040
Civil	2017	20	25	31	17	19	30	25	27	28	-	-	-	222	-11.9%	222
	2016	18	28	34	26	43	30	19	31	23	34	12	27	252	▼	325
Criminal	2017	86	186	137	71	156	218	111	111	177	-	-	-	1,253	22.5%	1,253
	2016	127	69	119	100	99	197	86	111	115	102	76	144	1,023	▲	1,345
Miscellaneous	2017	96	118	144	87	92	91	94	99	77	-	-	-	898	-0.7%	898
	2016	130	120	122	110	68	79	89	83	103	80	86	69	904	▼	1,139
Other	2017	13	23	35	7	19	23	17	13	21	-	-	-	171	-7.6%	171
	2016	27	30	20	16	14	17	21	22	18	9	18	19	185	▼	231

Filings by Division & Case Category																
		Jan	Feb	Mar	Apr	May	Jun	Jul	Aug	Sep	Oct	Nov	Dec	Thru Sep	% Change	Total
Civil	Administrative Law	2017	-	-	-	-	-	1	1	-	-	-	-	2	100.0%	2
		2016	-	-	-	-	1	-	-	-	1	-	-	1	▲	2
	Contested Divorce	2017	5	7	5	1	3	3	4	3	6	-	-	37	32.1%	37
		2016	4	5	2	4	6	2	2	3	-	4	2	28	▲	37
	Domestic and Family - Level 1	2017	2	-	2	-	1	-	1	2	-	-	-	8	-85.7%	8
		2016	1	13	3	4	19	-	3	7	6	10	1	56	▼	79
	Domestic and Family - Level 2	2017	2	3	3	1	-	2	6	5	3	-	-	25	47.1%	25
		2016	2	1	2	2	1	1	3	2	3	-	1	17	▲	21
	General Civil - Level 1	2017	-	-	-	-	1	-	-	-	-	-	-	1	-80.0%	1
		2016	-	-	-	1	1	-	1	2	-	-	-	5	▼	5
	General Civil - Level 2	2017	2	4	6	5	6	7	6	4	2	-	-	42	23.5%	42
		2016	3	-	8	3	3	6	4	2	5	2	2	34	▲	43
Criminal	General Civil - Level 3	2017	2	4	2	1	1	8	2	3	1	-	-	24	-4.0%	24
		2016	1	1	4	2	2	6	-	6	3	5	1	25	▼	33
	Probates/Wills & Trusts - Level 2	2017	-	2	-	-	3	5	2	-	4	-	-	16	-20.0%	16
		2016	2	1	2	1	2	5	2	3	2	-	1	20	▼	21
	Uncontested Divorce	2017	7	5	13	9	4	5	4	10	10	-	-	67	1.5%	67
		2016	5	7	13	9	9	9	4	8	2	9	4	66	▲	84
	Capital Murder	2017	-	-	-	-	-	3	-	-	-	-	-	3	3	3
		2016	-	-	-	-	-	-	-	-	-	-	1	0	↔	1
	Felonies and Related Matters	2017	56	170	97	55	120	170	90	99	165	-	-	1,022	27.8%	1,022
		2016	94	57	104	69	74	162	70	83	87	87	53	800	▲	1,046
	Misdemeanor	2017	12	15	15	5	23	32	13	7	6	-	-	128	11.3%	128
		2016	22	7	7	21	9	17	13	9	10	14	10	115	▲	155
Miscellaneous	Other Criminally Related Matters	2017	18	1	25	11	13	13	8	5	6	-	-	100	-7.4%	100
		2016	11	5	8	10	16	18	3	19	18	1	13	108	▼	143
Other	Miscellaneous	2017	96	118	144	87	92	91	94	99	77	-	-	898	-0.7%	898
		2016	130	120	122	110	68	79	89	83	103	80	86	904	▼	1,139
	Other	2017	13	23	35	7	19	23	17	13	21	-	-	171	-7.6%	171
		2016	27	30	20	16	14	17	21	22	18	9	18	185	▼	231

January 2016 -- September 2017 Filings

Dashboard

Court: Floyd Circuit

Circuit/Court ID: 27

Start/End Date: Jan-16 / Sep-17

227063

2016 Average Month: 80

Type of Case: Filings

Jan-Sep 2016: 715

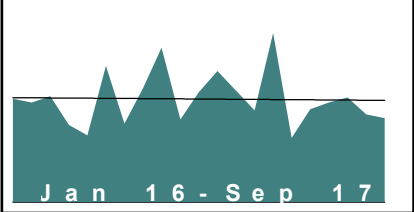
2017 Average Month:77

Filings Trending: ▼

Jan-Sep 2017 : 691

Overall AVG. Month: 79

Monthly Filings Summary



Jan --- Sep Filings

691

715

2017

2016

Filings by Division																
		Jan	Feb	Mar	Apr	May	Jun	Jul	Aug	Sep	Oct	Nov	Dec	Thru Sep	% Change	Total
Total	2017	85	70	129	49	71	76	80	67	64	-	-	-	691	-3.4%	691
	2016	79	76	81	59	51	104	60	87	118	63	84	100	715	▼	962
Civil	2017	14	10	10	10	7	12	10	15	13	-	-	-	101	38.4%	101
	2016	9	4	6	8	11	11	12	7	5	10	10	11	73	▲	104
Criminal	2017	33	14	81	7	33	34	50	12	16	-	-	-	280	8.9%	280
	2016	7	6	28	14	16	52	22	33	79	11	32	58	257	▲	358
Miscellaneous	2017	38	46	38	31	31	30	20	39	33	-	-	-	306	-20.5%	306
	2016	63	66	47	37	24	41	26	47	34	42	42	30	385	▼	499
Other	2017	-	-	-	1	-	-	-	1	2	-	-	-	4	4	4
	2016	-	-	-	-	-	-	-	-	-	-	-	1	0	↔	1

Filings by Division & Case Category																	
			Jan	Feb	Mar	Apr	May	Jun	Jul	Aug	Sep	Oct	Nov	Dec	Thru Sep	% Change	Total
Civil	Contested Divorce	2017	1	-	3	1	-	1	3	4	6	-	-	-	19	111.1%	19
		2016	-	-	2	2	2	-	-	1	2	1	2	-	9	▲	12
	Domestic and Family - Level 1	2017	4	6	-	1	1	-	1	-	1	-	-	-	14	55.6%	14
		2016	4	1	-	1	2	-	-	1	-	3	1	3	9	▲	16
	Domestic and Family - Level 2	2017	1	-	-	1	-	1	1	1	2	-	-	-	7	75.0%	7
		2016	-	-	-	-	1	1	1	1	-	-	-	2	4	▲	6
	General Civil - Level 1	2017	-	-	-	-	-	-	-	-	-	-	-	-	0	-100.0%	0
		2016	-	-	1	-	-	-	-	-	-	1	1	-	1	▼	3
	General Civil - Level 2	2017	2	1	2	1	-	2	1	3	3	-	-	-	15	7.1%	15
		2016	1	1	1	1	1	2	4	2	1	1	2	1	14	▲	18
General Civil - Level 3	2017	2	-	1	5	2	4	-	1	-	-	-	-	15	15.4%	15	
	2016	1	1	-	-	4	4	3	-	-	2	3	2	13	▲	20	
Probates/Wills & Trusts - Level 2	2017	3	1	1	-	1	2	1	-	-	-	-	-	9	80.0%	9	
	2016	-	1	1	-	-	1	2	-	-	1	-	-	5	▲	6	
Uncontested Divorce	2017	1	2	3	1	3	2	3	6	1	-	-	-	22	22.2%	22	
	2016	3	-	1	4	1	3	2	2	2	1	1	3	18	▲	23	
Criminal	Felonies and Related Matters	2017	22	11	71	2	23	22	39	9	15	-	-	-	214	17.6%	214
		2016	2	2	26	2	13	39	8	21	69	2	26	54	182	▲	264
	Misdemeanor	2017	11	-	10	5	10	11	9	3	1	-	-	-	60	-1.6%	60
		2016	5	2	2	11	3	6	11	11	10	9	6	4	61	▼	80
Other Criminally Related Matters	2017	-	3	-	-	-	1	2	-	-	-	-	-	6	-57.1%	6	
	2016	-	2	-	1	-	7	3	1	-	-	-	-	14	▼	14	
Miscellaneous		2017	38	46	38	31	31	30	20	39	33	-	-	-	306	-20.5%	306
		2016	63	66	47	37	24	41	26	47	34	42	42	30	385	▼	499
Other		2017	-	-	-	1	-	-	-	1	2	-	-	-	4	4	4
		2016	-	-	-	-	-	-	-	-	-	-	-	1	0	↔	1

January 2016 -- September 2017 Filings

Dashboard

Court: Giles Circuit

Start/End Date: Jan-16 / Sep-17

2016 Average Month: 106

Jan-Sep 2016: 953

Filings Trending: ▲

Circuit/Court ID: 27

227071

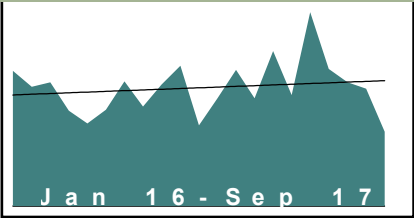
Type of Case: Filings

2017 Average Month:123

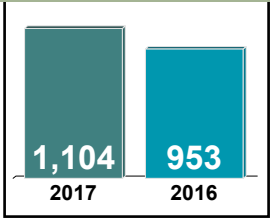
Jan-Sep 2017 : 1,104

Overall AVG. Month: 113

Monthly Filings Summary



Jan --- Sep Filings



Filings by Division																
		Jan	Feb	Mar	Apr	May	Jun	Jul	Aug	Sep	Oct	Nov	Dec	Thru Sep	% Change	Total
Total	2017	130	103	148	106	185	131	118	112	71	-	-	-	1,104	15.8%▲	1,104
	2016	129	114	118	91	79	92	119	95	116	134	77	103	953		1,267
Civil	2017	9	15	16	13	10	11	8	19	15	-	-	-	116	-15.3%▼	116
	2016	18	18	25	16	11	5	13	15	16	27	14	12	137		190
Criminal	2017	79	35	74	56	133	93	74	60	26	-	-	-	630	55.6%▲	630
	2016	57	33	38	33	38	48	66	34	58	76	26	67	405		574
Miscellaneous	2017	41	53	58	37	41	27	35	32	30	-	-	-	354	-13.9%▼	354
	2016	54	63	55	42	30	39	40	46	42	31	37	24	411		503
Other	2017	1	-	-	-	1	-	1	1	-	-	-	-	4	4↔	4
	2016	-	-	-	-	-	-	-	-	-	-	-	-	0		0

Filings by Division & Case Category																
		Jan	Feb	Mar	Apr	May	Jun	Jul	Aug	Sep	Oct	Nov	Dec	Thru Sep	% Change	Total
Civil	Administrative Law	2017	-	-	1	-	-	1	-	1	-	-	-	3	3	3
		2016	-	-	-	-	-	-	-	-	-	-	-	0	↔	0
	Contested Divorce	2017	2	-	2	4	3	2	-	1	-	-	-	14	16.7%▲	14
		2016	2	1	2	2	-	1	1	1	-	3	2	12		17
	Domestic and Family - Level 1	2017	-	-	-	3	-	-	1	1	-	-	-	6	-83.8%▼	6
		2016	-	7	14	4	2	1	2	-	7	11	-	37		54
	Domestic and Family - Level 2	2017	4	5	1	-	-	2	-	2	-	-	-	14	7.7%▲	14
		2016	7	2	1	1	-	1	-	1	1	2	-	13		16
	General Civil - Level 1	2017	1	-	-	-	-	-	2	-	-	-	-	3	3↔	3
		2016	-	-	-	-	-	-	-	-	1	-	-	0		1
	General Civil - Level 2	2017	1	2	2	2	5	4	1	4	1	-	-	22	100.0%▲	22
		2016	-	-	1	2	-	1	1	2	4	5	3	11		19
	General Civil - Level 3	2017	-	2	-	1	-	-	4	1	-	-	-	8	0.0%↔	8
		2016	1	-	1	3	1	-	1	-	3	-	-	8		11
Criminal	Probates/Wills & Trusts - Level 1	2017	-	-	-	-	-	1	-	-	-	-	-	1	0.0%↔	1
		2016	-	-	-	-	1	-	-	-	-	-	-	1		1
	Probates/Wills & Trusts - Level 2	2017	-	1	1	1	-	-	1	1	-	-	-	5	-54.5%▼	5
		2016	3	1	2	-	-	-	4	1	-	3	2	11		16
	Protective Orders	2017	-	-	-	-	-	-	-	-	-	-	-	0	-100.0%▼	0
		2016	4	1	-	-	-	-	2	-	-	-	-	7		7
	Uncontested Divorce	2017	1	5	9	2	2	2	5	3	11	-	-	40	8.1%▲	40
		2016	1	6	4	4	5	2	8	6	1	6	3	37		48
	Felonies and Related Matters	2017	54	25	52	43	109	67	49	41	18	-	-	458	60.1%▲	458
		2016	38	9	22	25	25	38	57	21	51	62	10	286		410
Miscellaneous	Misdemeanor	2017	20	10	22	11	21	22	23	16	7	-	-	152	44.8%▲	152
		2016	17	23	16	7	13	7	9	8	5	13	13	105		143
	Other Criminally Related Matters	2017	5	-	-	2	3	4	2	3	1	-	-	20	42.9%▲	20
		2016	2	1	-	1	-	3	-	5	2	1	3	14		21
Other	Miscellaneous	2017	41	53	58	37	41	27	35	32	30	-	-	354	-13.9%▼	354
		2016	54	63	55	42	30	39	40	46	42	31	37	411		503
	Other	2017	1	-	-	-	1	-	1	1	-	-	-	4	4↔	4
		2016	-	-	-	-	-	-	-	-	-	-	-	0		0

January 2016 -- September 2017 Filings

Dashboard

Court: Grayson Circuit

Start/End Date: Jan-16 / Sep-17

2016 Average Month: 122

Jan-Sep 2016: 1,110

Filings Trending: ▲

Circuit/Court ID: 27

227077

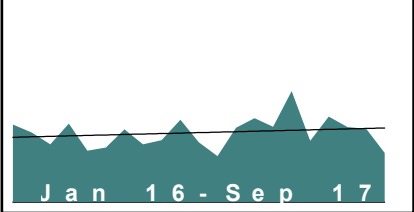
Type of Case: Filings

2017 Average Month:146

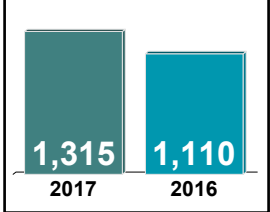
Jan-Sep 2017 : 1,315

Overall AVG. Month: 133

Monthly Filings Summary



Jan --- Sep Filings



Filings by Division																
		Jan	Feb	Mar	Apr	May	Jun	Jul	Aug	Sep	Oct	Nov	Dec	Thru Sep	% Change	Total
Total	2017	142	160	144	212	117	163	143	140	94	-	-	-	1,315	18.5%	1,315
	2016	148	133	110	150	98	104	139	110	118	157	114	88	1,110	▲	1,469
Civil	2017	5	16	12	8	9	5	8	13	3	-	-	-	79	-16.0%	79
	2016	9	10	11	18	6	17	9	2	12	21	11	6	94	▼	132
Criminal	2017	75	54	45	132	57	90	71	69	41	-	-	-	634	33.2%	634
	2016	47	45	37	80	56	30	77	48	56	74	42	59	476	▲	651
Miscellaneous	2017	52	70	71	56	27	50	48	44	44	-	-	-	462	-11.5%	462
	2016	91	76	62	51	32	54	53	54	49	61	60	23	522	▼	666
Other	2017	10	20	16	16	24	18	16	14	6	-	-	-	140	677.8%	140
	2016	1	2	-	1	4	3	-	6	1	1	1	-	18	▲	20

Filings by Division & Case Category																
		Jan	Feb	Mar	Apr	May	Jun	Jul	Aug	Sep	Oct	Nov	Dec	Thru Sep	% Change	Total
Civil	Administrative Law	2017	-	-	-	-	-	-	-	-	-	-	-	0	0	0
		2016	-	-	-	-	-	-	-	-	1	-	-	0	↔	1
	Contested Divorce	2017	1	1	2	-	1	1	1	2	-	-	-	9	-55.0%	9
		2016	2	1	6	2	2	4	1	1	2	3	-	20	▼	25
	Domestic and Family - Level 1	2017	-	-	-	-	-	-	-	-	-	-	-	0	-100.0%	0
		2016	-	-	-	1	1	-	-	-	8	-	-	2	▼	10
	Domestic and Family - Level 2	2017	1	-	-	1	-	-	1	5	1	-	-	9	80.0%	9
		2016	-	-	1	1	1	-	-	1	1	-	-	5	▲	6
	General Civil - Level 1	2017	-	1	-	1	-	-	-	-	-	-	-	2	2	2
		2016	-	-	-	-	-	-	-	-	-	-	1	0	↔	1
	General Civil - Level 2	2017	-	2	-	1	1	1	4	-	-	-	-	11	-21.4%	11
		2016	1	1	-	4	-	4	1	-	3	4	2	14	▼	23
	General Civil - Level 3	2017	-	3	2	2	1	1	2	-	-	-	-	11	-21.4%	11
		2016	2	3	-	1	-	3	3	-	2	-	3	14	▼	17
	Probates/Wills & Trusts - Level 1	2017	-	-	-	-	-	-	-	-	-	-	-	0	-100.0%	0
		2016	-	-	-	-	-	1	-	1	-	-	-	2	▼	2
Criminal	Probates/Wills & Trusts - Level 2	2017	-	1	1	-	-	-	-	-	-	-	-	2	-71.4%	2
		2016	2	-	1	1	-	1	-	2	-	-	-	7	▼	7
	Protective Orders	2017	-	-	-	-	-	-	-	-	-	-	-	0	-100.0%	0
		2016	-	1	1	1	-	-	1	-	-	-	-	4	▼	4
	Uncontested Divorce	2017	3	8	7	3	6	2	3	3	-	-	-	35	34.6%	35
		2016	2	4	2	7	2	4	3	-	2	5	3	26	▲	36
Miscellaneous	Felonies and Related Matters	2017	62	48	37	120	39	72	60	59	29	-	-	526	48.6%	526
		2016	38	30	21	60	41	24	66	29	45	48	31	354	▲	476
	Misdemeanor	2017	12	6	5	11	13	18	10	10	9	-	-	94	-13.8%	94
		2016	9	10	15	18	13	6	10	17	11	18	9	109	▼	148
	Other Criminally Related Matters	2017	1	-	3	1	5	-	1	-	3	-	-	14	7.7%	14
		2016	-	5	1	2	2	-	1	2	-	8	2	13	▲	27
Other	Miscellaneous	2017	52	70	71	56	27	50	48	44	44	-	-	462	-11.5%	462
		2016	91	76	62	51	32	54	53	54	49	61	60	522	▼	666
Other	Other	2017	10	20	16	16	24	18	16	14	6	-	-	140	677.8%	140
		2016	1	2	-	1	4	3	-	6	1	1	1	18	▲	20

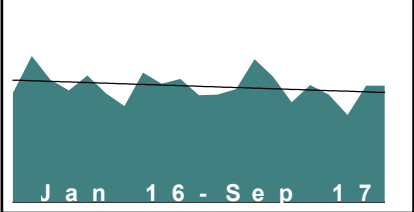
January 2016 -- September 2017 Filings

Dashboard

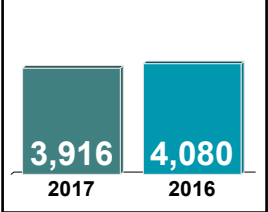
Court: Montgomery Circuit
Start/End Date: Jan-16 / Sep-17
2016 Average Month: 447
Jan-Sep 2016: 4,080
Filings Trending: ▼

Circuit/Court ID: 27
227121
Type of Case: Filings
2017 Average Month: 435
Jan-Sep 2017 : 3,916
Overall AVG. Month: 442

Monthly Filings Summary



Jan --- Sep Filings



Filings by Division																
		Jan	Feb	Mar	Apr	May	Jun	Jul	Aug	Sep	Oct	Nov	Dec	Thru Sep	% Change	Total
Total	2017	431	546	479	381	447	411	333	444	444	-	-	-	3,916	-4.0%	3,916
	2016	416	558	468	426	484	415	367	494	452	470	408	411	4,080	▼	5,369
Civil	2017	43	59	64	46	51	51	45	43	53	-	-	-	455	-2.4%	455
	2016	40	66	49	41	68	56	39	45	62	55	40	77	466	▼	638
Criminal	2017	163	303	140	129	208	171	152	200	171	-	-	-	1,637	-2.8%	1,637
	2016	120	244	171	171	245	141	126	266	201	217	194	176	1,685	▼	2,272
Miscellaneous	2017	164	135	173	145	147	146	108	143	178	-	-	-	1,339	-3.0%	1,339
	2016	196	165	179	160	129	138	146	130	137	163	131	122	1,380	▼	1,796
Other	2017	61	49	102	61	41	43	28	58	42	-	-	-	485	-11.7%	485
	2016	60	83	69	54	42	80	56	53	52	35	43	36	549	▼	663

Filings by Division & Case Category																
		Jan	Feb	Mar	Apr	May	Jun	Jul	Aug	Sep	Oct	Nov	Dec	Thru Sep	% Change	Total
Civil	Administrative Law	2017	-	1	2	2	-	-	-	-	-	-	-	5	25.0%	5
		2016	1	1	-	-	1	-	-	1	1	-	-	4	▲	5
	Contested Divorce	2017	5	7	11	3	7	12	4	8	6	-	-	63	1.6%	63
		2016	8	11	7	5	7	4	3	7	10	8	3	62	▲	82
	Domestic and Family - Level 1	2017	-	4	2	2	4	3	2	4	3	-	-	24	-61.3%	24
		2016	4	11	5	2	12	9	7	3	9	9	6	62	▼	112
	Domestic and Family - Level 2	2017	3	7	5	3	3	4	7	2	4	-	-	38	31.0%	38
		2016	1	4	3	2	2	7	2	-	8	5	3	29	▲	39
	General Civil - Level 1	2017	-	1	1	2	-	-	2	1	2	-	-	9	50.0%	9
		2016	-	1	2	1	1	-	1	-	-	1	-	6	▲	7
	General Civil - Level 2	2017	12	11	18	11	10	15	6	8	14	-	-	105	12.9%	105
		2016	5	15	8	10	13	12	6	17	7	11	5	93	▲	120
	General Civil - Level 3	2017	3	5	5	4	5	2	5	6	4	-	-	39	14.7%	39
		2016	2	4	4	3	5	7	4	3	2	5	3	34	▲	47
Criminal	Probates/Wills & Trusts - Level 1	2017	-	-	-	-	-	1	-	-	-	-	-	1	-75.0%	1
		2016	3	-	-	-	-	-	1	-	-	-	-	4	▼	4
	Probates/Wills & Trusts - Level 2	2017	3	3	3	1	3	2	2	1	3	-	-	21	-34.4%	21
		2016	4	5	3	3	5	4	4	3	1	4	1	32	▼	39
	Uncontested Divorce	2017	17	20	17	18	19	12	17	13	17	-	-	150	7.1%	150
		2016	12	14	17	15	23	12	11	12	24	11	17	140	▲	183
	Capital Murder	2017	2	-	-	-	-	-	-	-	-	-	-	2	2	2
		2016	-	-	-	-	-	-	-	-	-	-	2	0	↔	2
	Felonies and Related Matters	2017	112	258	94	96	154	102	99	141	111	-	-	1,167	-7.1%	1,167
		2016	89	175	112	125	187	99	97	200	172	173	157	1,256	▼	1,704
Miscellaneous	Misdemeanor	2017	46	39	37	27	49	56	41	48	53	-	-	396	13.5%	396
		2016	28	58	45	37	52	25	18	59	27	37	32	349	▲	466
	Other Criminally Related Matters	2017	3	6	9	6	5	13	12	11	7	-	-	72	-10.0%	72
		2016	3	11	14	9	6	17	11	7	2	7	5	80	▼	100
Other	Miscellaneous	2017	164	135	173	145	147	146	108	143	178	-	-	1,339	-3.0%	1,339
		2016	196	165	179	160	129	138	146	130	137	163	131	1,380	▼	1,796
Other	Other	2017	61	49	102	61	41	43	28	58	42	-	-	485	-11.7%	485
		2016	60	83	69	54	42	80	56	53	52	35	43	549	▼	663

January 2016 -- September 2017 Filings

Dashboard

Court: Pulaski Circuit

Start/End Date: Jan-16 / Sep-17

2016 Average Month: 269

Jan-Sep 2016: 2,587

Filings Trending: ▼

Circuit/Court ID: 27

227155

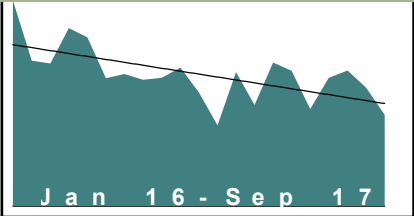
Type of Case: Filings

2017 Average Month:230

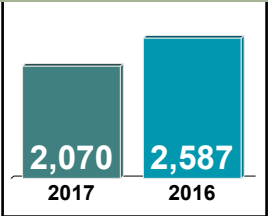
Jan-Sep 2017 : 2,070

Overall AVG. Month: 252

Monthly Filings Summary



Jan --- Sep Filings



Filings by Division																
		Jan	Feb	Mar	Apr	May	Jun	Jul	Aug	Sep	Oct	Nov	Dec	Thru Sep	% Change	Total
Total	2017	256	193	274	258	185	245	259	226	174	-	-	-	2,070	-20.0%	2,070
	2016	393	278	272	340	322	244	252	241	245	264	217	154	2,587	▼	3,222
Civil	2017	18	14	33	24	25	21	15	24	25	-	-	-	199	-23.5%	199
	2016	18	37	37	24	23	33	22	32	34	29	12	15	260	▼	316
Criminal	2017	148	78	128	145	67	92	156	124	65	-	-	-	1,003	-24.1%	1,003
	2016	261	90	96	235	216	99	131	90	104	132	106	75	1,322	▼	1,635
Miscellaneous	2017	75	75	93	75	81	68	73	68	71	-	-	-	679	-16.6%	679
	2016	93	133	123	62	55	91	80	97	80	95	83	45	814	▼	1,037
Other	2017	15	26	20	14	12	64	15	10	13	-	-	-	189	-1.0%	189
	2016	21	18	16	19	28	21	19	22	27	8	16	19	191	▼	234

Filings by Division & Case Category																
		Jan	Feb	Mar	Apr	May	Jun	Jul	Aug	Sep	Oct	Nov	Dec	Thru Sep	% Change	Total
Civil	Administrative Law	2017	-	1	-	-	-	-	-	-	-	-	-	1	1	1
		2016	-	-	-	-	-	-	-	-	-	-	-	0	↔	0
	Contested Divorce	2017	3	5	8	1	6	5	2	7	4	-	-	41	0.0%	41
		2016	4	10	5	1	5	4	4	3	5	3	7	41	↔	54
	Domestic and Family - Level 1	2017	-	-	-	-	-	1	-	-	-	-	-	1	-98.1%	1
		2016	3	4	9	5	4	9	4	7	7	6	1	52	▼	62
	Domestic and Family - Level 2	2017	-	-	3	4	1	-	2	3	-	-	-	13	30.0%	13
		2016	-	3	3	-	-	-	1	3	1	1	-	10	▲	12
	General Civil - Level 1	2017	-	-	2	-	-	1	-	1	-	-	-	4	100.0%	4
		2016	1	-	-	-	-	-	-	1	2	-	-	2	▲	4
	General Civil - Level 2	2017	2	2	3	3	6	1	1	8	5	-	-	31	-13.9%	31
		2016	2	3	4	7	2	4	3	6	5	2	-	36	▼	43
	General Civil - Level 3	2017	1	-	2	3	2	5	-	1	2	-	-	16	-48.4%	16
		2016	3	7	3	5	3	2	4	1	1	1	-	31	▼	33
	Probates/Wills & Trusts - Level 1	2017	-	-	-	-	1	-	1	-	-	-	-	2	2	2
Criminal		2016	-	-	-	-	-	-	-	-	-	-	-	0	↔	0
	Probates/Wills & Trusts - Level 2	2017	3	-	2	3	-	-	2	-	2	-	-	12	33.3%	12
		2016	-	-	-	3	1	-	4	1	1	3	1	9	▲	14
	Protective Orders	2017	-	-	-	-	-	-	-	-	-	-	-	0	-100.0%	0
		2016	-	-	1	-	-	3	3	2	2	-	2	11	▼	15
	Uncontested Divorce	2017	9	6	13	10	9	9	8	5	9	-	-	78	14.7%	78
		2016	5	10	12	3	8	10	6	5	9	8	1	68	▲	79
	Felonies and Related Matters	2017	124	61	93	108	40	71	108	93	46	-	-	744	-27.8%	744
		2016	229	67	61	184	169	72	110	55	84	98	57	1,031	▼	1,273
	Misdemeanor	2017	21	8	25	30	15	13	33	21	9	-	-	175	-22.2%	175
Miscellaneous		2016	27	16	28	44	38	14	15	26	17	19	14	225	▼	271
	Other Criminally Related Matters	2017	3	9	10	7	12	8	15	10	10	-	-	84	27.3%	84
		2016	5	7	7	7	9	13	6	9	3	15	5	66	▲	91
	Miscellaneous	2017	75	75	93	75	81	68	73	68	71	-	-	679	-16.6%	679
		2016	93	133	123	62	55	91	80	97	80	95	83	814	▼	1,037
	Other	2017	15	26	20	14	12	64	15	10	13	-	-	189	-1.0%	189
		2016	21	18	16	19	28	21	19	22	27	8	16	191	▼	234

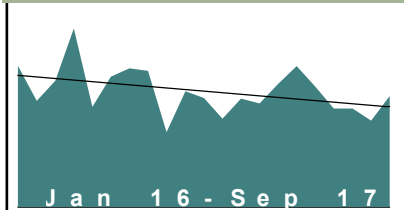
January 2016 -- September 2017 Filings

Dashboard

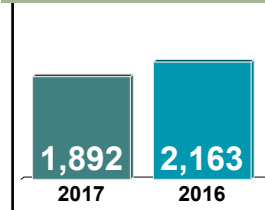
Court: Wythe Circuit
 Start/End Date: Jan-16 / Sep-17
 2016 Average Month: 230
 Jan-Sep 2016: 2,163
 Filings Trending: ▼

Circuit/Court ID: 27
 227197
 Type of Case: Filings
 2017 Average Month: 210
 Jan-Sep 2017 : 1,892
 Overall AVG. Month: 222

Monthly Filings Summary



Jan --- Sep Filings



Filings by Division

		Jan	Feb	Mar	Apr	May	Jun	Jul	Aug	Sep	Oct	Nov	Dec	Thru Sep	% Change	Total
Total	2017	207	198	235	269	230	188	188	165	212	-	-	-	1,892	-12.5%	1,892
	2016	270	203	241	341	191	249	265	260	143	221	208	169	2,163	▼	2,761
Civil	2017	23	23	33	10	21	17	15	21	19	-	-	-	182	-22.9%	182
	2016	22	24	32	26	25	31	17	33	26	24	29	31	236	▼	320
Criminal	2017	129	87	88	199	123	89	102	71	111	-	-	-	999	-7.0%	999
	2016	116	56	86	246	103	106	163	149	49	137	92	93	1,074	▼	1,396
Miscellaneous	2017	55	88	104	57	85	81	68	73	82	-	-	-	693	-16.9%	693
	2016	127	123	115	69	61	110	85	77	67	60	87	44	834	▼	1,025
Other	2017	-	-	10	3	1	1	3	-	-	-	-	-	18	-5.3%	18
	2016	5	-	8	-	2	2	-	1	1	-	-	1	19	▼	20

Filings by Division & Case Category

		Jan	Feb	Mar	Apr	May	Jun	Jul	Aug	Sep	Oct	Nov	Dec	Thru Sep	% Change	Total
Civil	Administrative Law	2017	-	-	-	-	-	-	-	1	-	-	-	1	0.0%	1
		2016	-	-	-	-	-	-	1	-	1	-	-	1	↔	2
	Contested Divorce	2017	4	5	9	2	2	-	5	-	2	-	-	29	-27.5%	29
		2016	4	6	9	5	2	2	4	4	4	6	4	40	▼	54
	Domestic and Family - Level 1	2017	-	1	2	-	-	-	2	2	-	-	-	7	-82.9%	7
		2016	2	1	5	7	4	12	1	4	5	-	10	41	▼	60
	Domestic and Family - Level 2	2017	1	-	2	-	2	-	2	-	-	-	-	9	-18.2%	9
		2016	1	-	1	3	1	-	3	1	-	2	-	11	▼	13
	General Civil - Level 1	2017	1	-	-	-	1	-	-	1	-	-	-	3	200.0%	3
		2016	-	-	-	-	-	-	1	-	-	-	-	1	▲	1
	General Civil - Level 2	2017	5	5	8	3	6	3	1	6	5	-	-	42	50.0%	42
		2016	4	4	5	-	4	3	3	2	2	3	5	28	▲	38
Criminal	General Civil - Level 3	2017	2	3	3	1	3	3	1	5	4	-	-	25	-28.6%	25
		2016	4	2	1	2	5	4	3	9	5	3	2	35	▼	43
	Probates/Wills & Trusts - Level 2	2017	1	1	-	-	1	2	-	1	-	-	-	6	-33.3%	6
		2016	2	1	-	1	-	-	3	2	-	1	-	9	▼	10
	Uncontested Divorce	2017	9	8	9	4	6	9	4	5	6	-	-	60	-14.3%	60
		2016	5	10	11	8	9	10	2	6	9	11	7	70	▼	99
	Felonies and Related Matters	2017	99	62	65	170	103	57	84	55	66	-	-	761	-14.9%	761
		2016	104	40	68	224	79	89	135	118	37	109	62	894	▼	1,125
	Misdemeanor	2017	22	22	19	22	17	23	12	14	29	-	-	180	48.8%	180
		2016	9	12	12	16	14	11	22	17	8	25	26	121	▲	194
	Other Criminally Related Matters	2017	8	3	4	7	3	9	6	2	16	-	-	58	-1.7%	58
		2016	3	4	6	6	10	6	6	14	4	3	4	59	▼	77
Miscellaneous		2017	55	88	104	57	85	81	68	73	82	-	-	693	-16.9%	693
		2016	127	123	115	69	61	110	85	77	67	60	87	834	▼	1,025
Other		2017	-	-	10	3	1	1	3	-	-	-	-	18	-5.3%	18
		2016	5	-	8	-	2	2	-	1	1	-	-	19	▼	20

January 2016 -- September 2017 Filings

Dashboard

Court: Radford Circuit

Start/End Date: Jan-16 / Sep-17

2016 Average Month: 92

Jan-Sep 2016: 829

Filings Trending: ↔

Circuit/Court ID: 27

227750

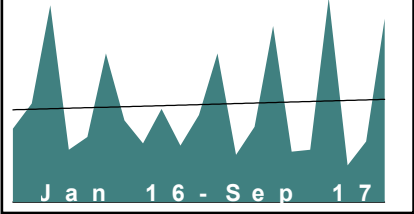
Type of Case: Filings

2017 Average Month:94

Jan-Sep 2017 : 846

Overall AVG. Month: 93

Monthly Filings Summary



Jan --- Sep Filings

846

2017

829

2016

Filings by Division																
		Jan	Feb	Mar	Apr	May	Jun	Jul	Aug	Sep	Oct	Nov	Dec	Thru Sep	% Change	Total
Total	2017	45	72	168	48	50	195	35	58	175	-	-	-	846	2.1%	846
	2016	70	94	188	50	62	142	78	56	89	54	83	142	829	▲	1,108
Civil	2017	6	8	7	4	8	5	2	10	12	-	-	-	62	-28.7%	62
	2016	25	15	6	4	12	3	8	7	7	8	6	4	87	▼	105
Criminal	2017	10	37	133	24	27	175	10	24	143	-	-	-	583	17.3%	583
	2016	21	45	146	21	27	120	46	21	50	32	50	116	497	▲	695
Miscellaneous	2017	29	26	28	19	14	15	22	22	20	-	-	-	195	-19.4%	195
	2016	24	34	36	25	22	18	24	27	32	14	27	21	242	▼	304
Other	2017	-	1	-	1	1	-	1	2	-	-	-	-	6	100.0%	6
	2016	-	-	-	-	1	1	-	1	-	-	-	1	3	▲	4

Filings by Division & Case Category																
		Jan	Feb	Mar	Apr	May	Jun	Jul	Aug	Sep	Oct	Nov	Dec	Thru Sep	% Change	Total
Civil	Administrative Law	2017	-	-	-	-	-	-	-	-	-	-	-	0	-100.0%	0
		2016	-	-	-	-	-	1	-	-	-	-	-	1	▼	1
	Contested Divorce	2017	-	-	-	2	1	1	1	1	-	-	-	7	0.0%	7
		2016	2	-	1	1	1	-	1	-	2	-	-	7	↔	9
	Domestic and Family - Level 1	2017	-	-	-	-	1	-	2	1	-	-	-	4	-71.4%	4
		2016	-	2	-	2	4	-	2	4	-	1	2	14	▼	17
	Domestic and Family - Level 2	2017	-	1	-	-	-	-	-	-	-	-	-	1	-80.0%	1
		2016	-	1	-	-	-	2	-	1	1	-	1	5	▼	7
	General Civil - Level 1	2017	-	-	1	-	-	-	-	-	-	-	-	1	0.0%	1
		2016	-	-	1	-	-	-	-	-	1	-	-	1	↔	2
	General Civil - Level 2	2017	-	2	3	1	4	1	1	2	-	-	-	14	55.6%	14
		2016	2	1	2	-	2	-	1	-	1	1	1	9	▲	12
	General Civil - Level 3	2017	3	2	1	-	-	-	1	2	-	-	-	9	-75.0%	9
		2016	20	10	-	-	3	-	2	1	-	1	-	36	▼	37
Criminal	Probates/Wills & Trusts - Level 1	2017	-	-	-	-	-	-	1	-	-	-	-	1	1	1
		2016	-	-	-	-	-	-	-	-	-	-	-	0	↔	0
	Probates/Wills & Trusts - Level 2	2017	1	-	-	-	1	-	-	1	-	-	-	3	200.0%	3
		2016	-	-	1	-	-	-	-	-	-	-	-	1	▲	1
	Uncontested Divorce	2017	2	3	2	1	2	2	4	5	-	-	-	22	69.2%	22
		2016	1	1	1	1	2	2	3	2	3	3	-	13	▲	19
	Felonies and Related Matters	2017	5	22	70	9	16	149	9	14	115	-	-	409	5.7%	409
		2016	11	39	132	13	10	83	40	15	44	17	31	387	▲	511
	Misdemeanor	2017	3	10	57	9	9	26	1	10	26	-	-	151	71.6%	151
Miscellaneous		2016	9	4	9	8	12	33	4	5	4	9	14	88	▲	146
	Other Criminally Related Matters	2017	2	5	6	6	2	-	-	2	-	-	-	23	4.5%	23
		2016	1	2	5	-	5	4	2	2	6	5	5	22	▲	38
	Miscellaneous	2017	29	26	28	19	14	15	22	22	20	-	-	195	-19.4%	195
		2016	24	34	36	25	22	18	24	27	32	14	27	242	▼	304
	Other	2017	-	1	-	1	1	-	1	2	-	-	-	6	100.0%	6
		2016	-	-	-	-	1	1	-	1	-	-	1	3	▲	4

January 2016 -- September 2017 Filings

Dashboard

Court: Smyth Circuit

Start/End Date: Jan-16 / Sep-17

2016 Average Month: 390

Jan-Sep 2016: 3,561

Filings Trending: ▲

Circuit/Court ID: 28

228173

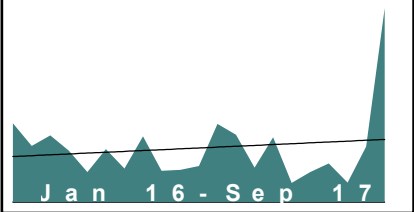
Type of Case: Filings

2017 Average Month:444

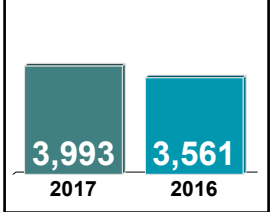
Jan-Sep 2017 : 3,993

Overall AVG. Month: 413

Monthly Filings Summary



Jan --- Sep Filings



Filings by Division																
		Jan	Feb	Mar	Apr	May	Jun	Jul	Aug	Sep	Oct	Nov	Dec	Thru Sep	% Change	Total
Total	2017	514	262	495	147	228	294	149	424	1,480	-	-	-	3,993	12.1%▲	3,993
	2016	602	428	509	391	229	405	256	503	238	247	276	597	3,561	▲	4,681
Civil	2017	27	19	29	31	29	31	23	36	30	-	-	-	255	-3.4%▼	255
	2016	16	36	41	18	28	29	32	34	30	38	27	28	264	▼	357
Criminal	2017	63	114	311	51	131	155	46	150	178	-	-	-	1,199	20.5%▲	1,199
	2016	48	119	188	57	72	236	71	132	72	76	85	134	995	▲	1,290
Miscellaneous	2017	74	82	69	41	46	61	40	79	59	-	-	-	551	-22.8%▼	551
	2016	119	108	80	70	47	60	88	69	73	67	62	56	714	▼	899
Other	2017	350	47	86	24	22	47	40	159	1,213	-	-	-	1,988	25.2%▲	1,988
	2016	419	165	200	246	82	80	65	268	63	66	102	379	1,588	▲	2,135

Filings by Division & Case Category																
		Jan	Feb	Mar	Apr	May	Jun	Jul	Aug	Sep	Oct	Nov	Dec	Thru Sep	% Change	Total
Civil	Administrative Law	2017	-	-	-	-	-	1	1	-	-	-	-	2	0.0%↔	2
		2016	-	-	-	-	-	1	1	-	-	-	-	2	↔	2
	Contested Divorce	2017	2	5	3	3	7	5	7	3	-	-	-	37	-5.1%▼	37
		2016	2	6	6	1	4	3	7	5	7	3	-	39	▼	49
	Domestic and Family - Level 1	2017	3	-	3	1	-	2	-	1	-	-	-	10	-64.3%▼	10
		2016	-	-	9	-	4	6	7	2	4	-	5	28	▼	37
	Domestic and Family - Level 2	2017	5	2	5	6	3	10	3	8	-	-	-	46	-2.1%▼	46
		2016	-	6	4	6	8	6	3	10	4	4	3	47	▼	58
	General Civil - Level 1	2017	1	-	-	1	1	-	1	-	-	-	-	4	0.0%↔	4
		2016	1	1	1	-	-	-	1	-	-	-	-	4	↔	4
	General Civil - Level 2	2017	3	4	2	5	4	3	1	2	3	-	-	27	-3.6%▼	27
		2016	2	6	4	2	3	2	3	3	5	3	3	28	▼	39
Criminal	General Civil - Level 3	2017	3	-	4	1	3	3	6	2	-	-	-	25	13.6%▲	25
		2016	2	3	7	2	1	2	2	2	5	2	3	22	▲	32
	Probates/Wills & Trusts - Level 2	2017	3	-	5	2	2	1	2	7	-	-	-	24	84.6%▲	24
		2016	1	2	-	-	3	2	1	2	1	2	2	13	▲	18
	Uncontested Divorce	2017	7	8	7	12	9	9	10	10	-	-	-	80	-1.2%▼	80
		2016	8	12	10	7	5	8	9	10	12	13	12	81	▼	118
	Felonies and Related Matters	2017	54	92	277	44	105	131	38	118	147	-	-	1,006	26.9%▲	1,006
		2016	39	98	169	48	53	210	31	100	45	57	72	793	▲	994
	Misdemeanor	2017	7	21	31	5	23	22	7	30	31	-	-	177	-6.3%▼	177
		2016	7	20	17	6	17	26	39	32	25	18	10	189	▼	276
	Other Criminally Related Matters	2017	2	1	3	2	3	2	1	2	-	-	-	16	23.1%▲	16
		2016	2	1	2	3	2	-	1	-	2	1	3	13	▲	20
Miscellaneous		2017	74	82	69	41	46	61	40	79	59	-	-	551	-22.8%▼	551
		2016	119	108	80	70	47	60	88	69	73	67	62	714	▼	899
Other		2017	350	47	86	24	22	47	40	159	1,213	-	-	1,988	25.2%▲	1,988
		2016	419	165	200	246	82	80	65	268	63	66	102	1,588	▲	2,135

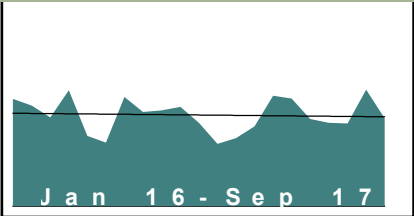
January 2016 -- September 2017 Filings

Dashboard

Court: Washington Circuit
Start/End Date: Jan-16 / Sep-17
2016 Average Month: 347
Jan-Sep 2016: 3,226
Filings Trending: ▼

Circuit/Court ID: 28
228191
Type of Case: Filings
2017 Average Month: 349
Jan-Sep 2017 : 3,142
Overall AVG. Month: 348

Monthly Filings Summary



Jan --- Sep Filings

3,142

3,226

2017

2016

Filings by Division																
		Jan	Feb	Mar	Apr	May	Jun	Jul	Aug	Sep	Oct	Nov	Dec	Thru Sep	% Change	Total
Total	2017	260	304	421	411	333	318	315	445	335	-	-	-	3,142	-2.6%	3,142
	2016	409	384	339	442	268	243	417	359	365	379	318	237	3,226	▼	4,160
Civil	2017	32	30	47	34	29	42	24	37	30	-	-	-	305	-19.9%	305
	2016	31	34	53	41	32	42	40	51	57	41	45	36	381	▼	503
Criminal	2017	106	143	200	209	183	149	133	217	129	-	-	-	1,469	-3.4%	1,469
	2016	194	149	119	252	144	108	237	149	169	201	143	106	1,521	▼	1,971
Miscellaneous	2017	122	130	173	167	120	126	156	189	175	-	-	-	1,358	3.0%	1,358
	2016	183	200	166	149	92	93	140	159	137	137	128	95	1,319	▲	1,679
Other	2017	-	1	1	1	1	1	2	2	1	-	-	-	10	100.0%	10
	2016	1	1	1	-	-	-	-	-	2	-	2	-	5	▲	7

Filings by Division & Case Category																
		Jan	Feb	Mar	Apr	May	Jun	Jul	Aug	Sep	Oct	Nov	Dec	Thru Sep	% Change	Total
Civil	Administrative Law	2017	2	-	-	-	-	-	-	-	-	-	-	2	-66.7%	2
		2016	-	-	4	-	-	-	-	2	2	-	-	6	▼	8
	Contested Divorce	2017	6	6	7	3	2	6	3	4	7	-	-	44	-33.3%	44
		2016	8	8	10	6	5	8	1	12	8	9	7	66	▼	87
	Domestic and Family - Level 1	2017	-	-	-	-	-	-	-	-	-	-	-	0	-100.0%	0
		2016	2	-	3	2	1	1	3	1	3	1	11	16	▼	31
	Domestic and Family - Level 2	2017	1	1	4	2	2	2	4	1	4	-	-	21	-12.5%	21
		2016	-	3	7	4	2	1	3	1	3	5	-	24	▼	34
	General Civil - Level 1	2017	1	-	4	1	1	-	-	-	-	-	-	7	133.3%	7
		2016	-	-	-	-	-	-	1	2	-	1	1	3	▲	5
	General Civil - Level 2	2017	4	6	9	8	7	16	6	14	8	-	-	78	27.9%	78
		2016	4	3	5	3	7	10	6	8	15	2	4	61	▲	75
	General Civil - Level 3	2017	3	3	5	3	2	2	6	5	-	-	-	31	-8.8%	31
		2016	4	3	5	4	3	6	2	4	3	1	2	34	▼	42
Criminal	Probates/Wills & Trusts - Level 1	2017	1	1	2	1	2	3	-	1	1	-	-	12	50.0%	12
		2016	-	-	1	-	-	2	4	-	1	3	-	8	▲	14
	Probates/Wills & Trusts - Level 2	2017	1	4	2	2	-	2	-	2	-	-	-	13	-53.6%	13
		2016	1	3	3	3	2	2	4	5	3	-	-	28	▼	31
	Protective Orders	2017	-	-	-	-	-	-	-	-	-	-	-	0	-100.0%	0
		2016	1	-	-	1	-	-	1	-	1	1	1	3	▼	6
	Uncontested Divorce	2017	13	9	14	14	13	11	9	9	5	-	-	97	-26.5%	97
		2016	11	14	15	18	12	12	16	19	15	14	13	132	▼	170
	Capital Murder	2017	-	-	-	-	-	-	1	-	-	-	-	1	1	1
		2016	-	-	-	-	-	-	-	-	-	-	-	0	↔	0
Criminal	Felonies and Related Matters	2017	90	119	153	179	91	100	86	176	99	-	-	1,093	-8.0%	1,093
		2016	124	115	94	229	117	82	212	78	137	183	75	1,188	▼	1,548
	Misdemeanor	2017	13	20	27	24	24	37	34	33	16	-	-	228	12.9%	228
		2016	36	26	19	20	26	26	14	13	22	10	27	202	▲	261
Criminal	Other Criminally Related Matters	2017	3	4	20	6	68	12	13	7	14	-	-	147	12.2%	147
		2016	34	8	6	3	1	-	11	58	10	8	14	131	▲	162
Miscellaneous		2017	122	130	173	167	120	126	156	189	175	-	-	1,358	3.0%	1,358
		2016	183	200	166	149	92	93	140	159	137	137	128	1,319	▲	1,679
Other		2017	-	1	1	1	1	1	2	2	1	-	-	10	100.0%	10
		2016	1	1	1	-	-	-	-	2	-	2	-	5	▲	7

January 2016 -- September 2017 Filings

Dashboard

Court: Bristol Circuit

Start/End Date: Jan-16 / Sep-17

2016 Average Month: 183

Jan-Sep 2016: 1,675

Filings Trending: ▲

Circuit/Court ID: 28

228520

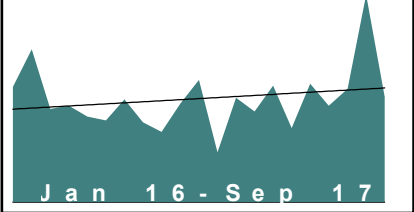
Type of Case: Filings

2017 Average Month:218

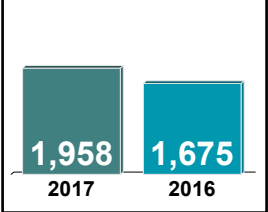
Jan-Sep 2017 : 1,958

Overall AVG. Month: 198

Monthly Filings Summary



Jan --- Sep Filings



Filings by Division																
		Jan	Feb	Mar	Apr	May	Jun	Jul	Aug	Sep	Oct	Nov	Dec	Thru Sep	% Change	Total
Total	2017	199	173	222	141	226	184	216	396	201	-	-	-	1,958	16.9%	1,958
	2016	220	292	178	184	163	156	196	152	134	188	233	95	1,675	▲	2,191
Civil	2017	11	21	15	13	17	22	17	15	12	-	-	-	143	0.0%	143
	2016	19	19	20	16	9	16	13	17	14	26	7	16	143	↔	192
Criminal	2017	118	81	139	80	154	88	143	324	141	-	-	-	1,268	35.6%	1,268
	2016	108	190	92	106	113	85	94	80	67	116	183	34	935	▲	1,268
Miscellaneous	2017	50	53	49	33	36	46	35	41	34	-	-	-	377	-12.3%	377
	2016	65	64	51	35	32	34	72	36	41	37	33	36	430	▼	536
Other	2017	20	18	19	15	19	28	21	16	14	-	-	-	170	1.8%	170
	2016	28	19	15	27	9	21	17	19	12	9	10	9	167	▲	195

Filings by Division & Case Category																
		Jan	Feb	Mar	Apr	May	Jun	Jul	Aug	Sep	Oct	Nov	Dec	Thru Sep	% Change	Total
Civil	Administrative Law	2017	-	2	-	-	-	-	-	1	-	-	-	3	200.0%	3
		2016	-	1	-	-	-	-	-	-	-	-	-	1	▲	1
	Contested Divorce	2017	2	7	3	3	-	2	1	3	-	-	-	21	50.0%	21
		2016	-	3	2	2	-	2	2	1	-	2	4	14	▲	20
	Domestic and Family - Level 1	2017	-	-	-	1	2	-	-	-	-	-	-	3	-82.4%	3
		2016	8	1	1	2	-	1	2	1	6	-	4	17	▼	27
	Domestic and Family - Level 2	2017	-	1	1	-	1	-	1	3	-	-	-	7	40.0%	7
		2016	-	2	-	1	-	-	1	-	2	-	-	5	▲	7
	General Civil - Level 1	2017	1	-	-	-	-	-	-	-	-	-	-	1	0.0%	1
		2016	-	-	-	-	-	-	1	-	1	-	-	1	↔	2
	General Civil - Level 2	2017	1	4	3	4	7	7	7	4	-	-	-	42	20.0%	42
		2016	5	5	4	3	2	4	5	3	7	3	2	35	▲	47
	General Civil - Level 3	2017	5	3	6	2	-	5	6	1	3	-	-	31	93.8%	31
		2016	-	1	1	3	2	6	-	2	1	1	-	16	▲	19
Criminal	Probates/Wills & Trusts - Level 1	2017	-	-	-	-	-	-	-	1	-	-	-	1	1	1
		2016	-	-	-	-	-	-	-	-	-	-	-	0	↔	0
	Probates/Wills & Trusts - Level 2	2017	-	1	-	-	1	-	-	1	-	-	-	3	50.0%	3
		2016	-	-	-	1	-	-	1	-	-	-	-	2	▲	2
	Protective Orders	2017	-	-	-	-	-	-	-	-	-	-	-	0	-100.0%	0
		2016	1	-	-	-	-	1	-	1	-	-	-	3	▼	3
	Uncontested Divorce	2017	2	3	2	3	6	8	4	-	3	-	-	31	-36.7%	31
		2016	5	6	12	4	3	4	3	5	7	8	1	49	▼	64
	Felonies and Related Matters	2017	99	67	94	59	123	73	132	120	-	-	-	1,069	42.5%	1,069
		2016	72	162	75	87	83	71	82	66	52	96	145	750	▲	1,012
Miscellaneous	Misdemeanor	2017	18	6	45	14	17	14	9	16	17	-	-	156	-3.7%	156
		2016	34	28	14	16	30	10	12	11	7	19	21	162	▼	211
	Other Criminally Related Matters	2017	1	8	-	7	14	1	2	6	4	-	-	43	87.0%	43
		2016	2	-	3	3	-	4	-	3	8	1	17	23	▲	45
Other	Miscellaneous	2017	50	53	49	33	36	46	35	41	34	-	-	377	-12.3%	377
		2016	65	64	51	35	32	34	72	36	41	37	33	430	▼	536
Other	Other	2017	20	18	19	15	19	28	21	16	14	-	-	170	1.8%	170
		2016	28	19	15	27	9	21	17	19	12	9	10	167	▲	195

January 2016 -- September 2017 Filings

Dashboard

Court: Buchanan Circuit

Circuit/Court ID: 29

Start/End Date: Jan-16 / Sep-17

229027

2016 Average Month: 197

Type of Case: Filings

Jan-Sep 2016: 1,916

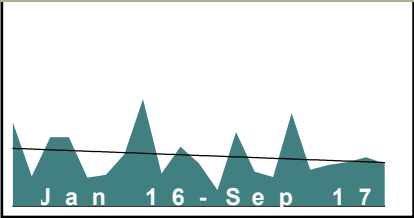
2017 Average Month: 188

Filings Trending: ▼

Jan-Sep 2017 : 1,692

Overall AVG. Month: 193

Monthly Filings Summary



Jan --- Sep Filings

1,692

2017

1,916

2016

Filings by Division																
		Jan	Feb	Mar	Apr	May	Jun	Jul	Aug	Sep	Oct	Nov	Dec	Thru Sep	% Change	Total
Total	2017	283	131	111	355	139	157	168	186	162	-	-	-	1,692	-11.7%	1,692
	2016	319	113	263	263	108	119	199	408	124	227	163	61	1,916	▼	2,367
Civil	2017	15	19	29	21	15	32	15	25	17	-	-	-	188	-13.4%	188
	2016	32	20	28	21	15	38	13	15	35	27	27	10	217	▼	281
Criminal	2017	200	47	27	296	78	52	112	113	88	-	-	-	1,013	-12.1%	1,013
	2016	214	28	167	167	55	34	120	328	40	117	65	13	1,153	▼	1,348
Miscellaneous	2017	67	65	55	37	44	73	41	47	57	-	-	-	486	-10.3%	486
	2016	73	64	66	75	38	46	66	65	49	83	71	38	542	▼	734
Other	2017	1	-	-	1	2	-	-	1	-	-	-	-	5	25.0%	5
	2016	-	1	2	-	-	1	-	-	-	-	-	-	4	▲	4

Filings by Division & Case Category																
		Jan	Feb	Mar	Apr	May	Jun	Jul	Aug	Sep	Oct	Nov	Dec	Thru Sep	% Change	Total
Civil	Administrative Law	2017	-	-	-	1	4	-	-	-	-	-	-	5	5	5
		2016	-	-	-	-	-	-	-	-	1	-	-	0	↔	1
	Contested Divorce	2017	3	2	2	3	3	2	3	1	-	-	-	20	53.8%	20
		2016	2	-	6	1	-	2	1	1	2	1	2	13	▲	18
	Domestic and Family - Level 1	2017	-	-	-	-	1	-	-	1	-	-	-	2	-96.8%	2
		2016	10	6	3	1	6	15	2	18	11	13	-	63	▼	87
	Domestic and Family - Level 2	2017	1	1	4	6	-	5	5	1	-	-	-	28	55.6%	28
		2016	1	1	2	3	2	3	1	3	2	2	1	18	▲	23
	General Civil - Level 1	2017	-	-	-	1	-	-	-	-	-	-	-	1	-66.7%	1
		2016	2	-	1	-	-	-	-	-	-	1	-	3	▼	4
	General Civil - Level 2	2017	1	10	14	3	6	6	2	12	5	-	-	59	31.1%	59
		2016	5	5	10	7	2	7	5	2	2	1	2	45	▲	50
	General Civil - Level 3	2017	3	4	-	3	-	8	2	1	3	-	-	24	-14.3%	24
		2016	5	2	2	5	3	3	2	3	3	-	1	28	▼	32
Criminal	Probates/Wills & Trusts - Level 2	2017	2	1	1	-	1	3	-	1	-	-	-	9	125.0%	9
		2016	-	-	-	-	-	2	-	2	3	2	2	4	▲	11
	Protective Orders	2017	-	-	-	-	-	-	-	-	-	-	-	0	-100.0%	0
		2016	-	-	-	1	1	-	1	3	-	-	-	6	▼	6
	Uncontested Divorce	2017	5	1	8	5	3	4	4	5	-	-	-	40	8.1%	40
		2016	7	6	4	3	1	8	2	3	3	7	2	37	▲	49
	Felonies and Related Matters	2017	180	34	21	238	64	43	74	85	71	-	-	810	-10.1%	810
		2016	163	13	124	137	34	26	94	283	27	84	52	901	▼	1,044
	Misdemeanor	2017	20	8	6	55	8	7	33	9	13	-	-	159	-28.1%	159
Miscellaneous		2016	31	13	42	28	19	8	26	45	9	28	8	221	▼	263
	Other Criminally Related Matters	2017	-	5	-	3	6	2	5	19	4	-	-	44	41.9%	44
		2016	20	2	1	2	2	-	-	4	5	5	-	31	▲	41
	Miscellaneous	2017	67	65	55	37	44	73	41	47	57	-	-	486	-10.3%	486
		2016	73	64	66	75	38	46	66	65	49	83	71	542	▼	734
	Other	2017	1	-	-	1	2	-	-	1	-	-	-	5	25.0%	5
		2016	-	1	2	-	-	1	-	-	-	-	-	4	▲	4

January 2016 -- September 2017 Filings

Dashboard

Court: Dickenson Circuit

Start/End Date: Jan-16 / Sep-17

2016 Average Month: 115

Jan-Sep 2016: 1,087

Filings Trending: ▼

Circuit/Court ID: 29

229051

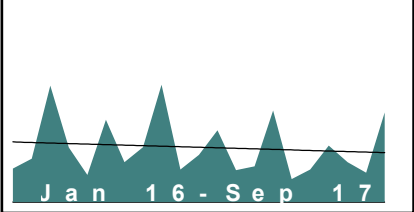
Type of Case: Filings

2017 Average Month:91

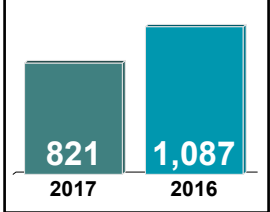
Jan-Sep 2017 : 821

Overall AVG. Month: 105

Monthly Filings Summary



Jan --- Sep Filings



Filings by Division																
		Jan	Feb	Mar	Apr	May	Jun	Jul	Aug	Sep	Oct	Nov	Dec	Thru Sep	% Change	Total
Total	2017	61	68	175	44	62	108	76	56	171	-	-	-	821	-24.5%	821
	2016	64	83	222	104	52	157	76	105	224	62	90	137	1,087	▼	1,376
Civil	2017	14	23	24	4	15	13	12	14	17	-	-	-	136	-11.7%	136
	2016	6	14	19	20	15	25	18	21	16	14	18	13	154	▼	199
Criminal	2017	10	10	95	13	15	46	38	10	101	-	-	-	338	-36.2%	338
	2016	11	11	149	55	9	91	10	29	165	15	34	99	530	▼	678
Miscellaneous	2017	32	30	46	23	27	35	24	26	39	-	-	-	282	-14.8%	282
	2016	38	48	40	26	25	31	42	46	35	31	31	18	331	▼	411
Other	2017	5	5	10	4	5	14	2	6	14	-	-	-	65	-9.7%	65
	2016	9	10	14	3	3	10	6	9	8	2	7	7	72	▼	88

Filings by Division & Case Category																
		Jan	Feb	Mar	Apr	May	Jun	Jul	Aug	Sep	Oct	Nov	Dec	Thru Sep	% Change	Total
Civil	Administrative Law	2017	-	-	-	-	1	1	1	-	-	-	-	3	3	3
		2016	-	-	-	-	-	-	-	-	-	-	-	0	↔	0
	Contested Divorce	2017	2	3	7	2	1	1	-	1	-	-	-	18	-5.3%	18
		2016	-	3	2	3	1	2	5	1	1	2	3	19	▼	25
	Domestic and Family - Level 1	2017	-	-	-	-	1	-	-	-	-	-	-	1	-96.3%	1
		2016	-	2	3	3	2	8	1	4	1	3	-	27	▼	31
	Domestic and Family - Level 2	2017	2	4	2	1	2	3	1	3	-	-	-	21	61.5%	21
		2016	-	3	1	3	4	1	1	-	-	4	1	13	▲	18
	General Civil - Level 1	2017	-	1	-	-	1	-	-	-	-	-	-	2	-66.7%	2
		2016	-	-	-	-	-	5	-	1	-	-	-	6	▼	6
	General Civil - Level 2	2017	3	4	2	-	4	-	2	8	-	-	-	29	45.0%	29
		2016	1	1	3	3	-	4	2	4	3	3	3	20	▲	29
	General Civil - Level 3	2017	2	-	2	-	1	1	2	3	-	-	-	11	-57.7%	11
		2016	1	4	4	1	1	5	2	4	3	1	2	26	▼	32
Criminal	Probates/Wills & Trusts - Level 1	2017	-	-	-	-	-	-	-	-	-	-	-	0	-100.0%	0
		2016	-	-	-	1	-	-	-	-	-	-	-	1	▼	1
	Probates/Wills & Trusts - Level 2	2017	1	4	2	-	-	2	-	1	-	-	-	10	900.0%	10
		2016	-	-	1	-	-	-	-	-	2	2	1	1	▲	6
	Protective Orders	2017	-	-	-	-	-	-	-	-	-	-	-	0	-100.0%	0
		2016	-	-	-	-	1	-	-	-	-	-	-	1	▼	1
	Uncontested Divorce	2017	4	7	9	1	7	3	1	5	4	-	-	41	2.5%	41
		2016	4	1	5	6	6	5	5	4	4	3	3	40	▲	50
	Capital Murder	2017	-	-	-	-	-	-	-	-	-	-	-	0	-100.0%	0
		2016	-	-	15	-	-	-	-	-	-	-	-	15	▼	15
Criminal	Felonies and Related Matters	2017	9	9	90	8	9	37	33	7	80	-	-	282	-40.3%	282
		2016	11	5	128	48	6	82	8	27	157	14	30	472	▼	610
	Misdemeanor	2017	1	1	5	3	6	9	4	3	21	-	-	53	35.9%	53
		2016	-	5	5	7	3	9	1	2	7	1	4	39	▲	48
	Other Criminally Related Matters	2017	-	-	-	2	-	-	1	-	-	-	-	3	-25.0%	3
Criminal		2016	-	1	1	-	-	-	1	-	1	-	1	4	▼	5
	Miscellaneous	2017	32	30	46	23	27	35	24	26	39	-	-	282	-14.8%	282
Criminal		2016	38	48	40	26	25	31	42	46	35	31	31	331	▼	411
	Other	2017	5	5	10	4	5	14	2	6	14	-	-	65	-9.7%	65
Criminal		2016	9	10	14	3	3	10	6	9	8	2	7	72	▼	88

January 2016 -- September 2017 Filings

Dashboard

Court: Russell Circuit

Circuit/Court ID: 29

Start/End Date: Jan-16 / Sep-17

229167

2016 Average Month: 330

Type of Case: Filings

Jan-Sep 2016: 3,121

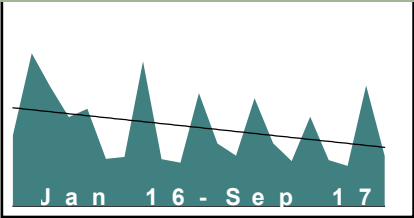
2017 Average Month:260

Filings Trending: ▼

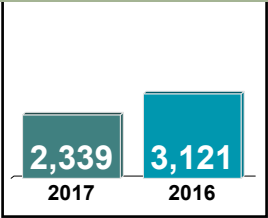
Jan-Sep 2017 : 2,339

Overall AVG. Month: 300

Monthly Filings Summary



Jan --- Sep Filings



Filings by Division																
		Jan	Feb	Mar	Apr	May	Jun	Jul	Aug	Sep	Oct	Nov	Dec	Thru Sep	% Change	Total
Total	2017	193	412	240	172	341	175	154	461	191	-	-	-	2,339	-25.1%	2,339
	2016	271	584	456	340	371	180	187	553	179	166	431	239	3,121	▼	3,957
Civil	2017	15	23	28	32	35	16	24	35	18	-	-	-	226	-25.7%	226
	2016	24	42	33	54	24	29	23	38	37	29	25	30	304	▼	388
Criminal	2017	73	287	109	71	214	67	54	330	96	-	-	-	1,301	-2.8%	1,301
	2016	90	313	148	109	141	48	27	394	69	46	301	115	1,339	▼	1,801
Miscellaneous	2017	78	83	79	53	60	73	54	79	63	-	-	-	622	-20.4%	622
	2016	109	117	108	79	84	52	101	77	54	69	72	69	781	▼	991
Other	2017	27	19	24	16	32	19	22	17	14	-	-	-	190	-72.7%	190
	2016	48	112	167	98	122	51	36	44	19	22	33	25	697	▼	777

Filings by Division & Case Category																
		Jan	Feb	Mar	Apr	May	Jun	Jul	Aug	Sep	Oct	Nov	Dec	Thru Sep	% Change	Total
Civil	Administrative Law	2017	-	-	-	-	-	1	-	-	-	-	-	1	0.0%	1
		2016	-	-	-	1	-	-	-	-	-	-	-	1	↔	1
	Contested Divorce	2017	2	1	3	2	9	2	3	4	-	-	-	30	7.1%	30
		2016	3	7	2	3	2	2	5	2	7	4	4	28	▲	43
	Domestic and Family - Level 1	2017	-	-	-	-	3	-	-	-	-	-	-	3	-96.1%	3
		2016	-	13	9	18	4	5	11	17	6	1	5	77	▼	89
	Domestic and Family - Level 2	2017	2	4	1	1	3	-	6	6	1	-	-	24	0.0%	24
		2016	1	-	4	3	5	1	2	3	5	1	5	24	↔	30
	General Civil - Level 1	2017	1	-	-	1	1	-	-	-	-	-	-	3	-25.0%	3
		2016	1	-	1	-	-	1	-	1	-	1	1	4	▼	6
	General Civil - Level 2	2017	3	1	3	13	2	2	5	3	2	-	-	34	-29.2%	34
		2016	9	4	4	6	1	8	5	8	3	4	3	48	▼	59
	General Civil - Level 3	2017	1	3	13	1	7	1	6	2	-	-	-	35	-18.6%	35
		2016	4	3	3	6	4	6	7	4	6	1	5	43	▼	53
Criminal	Probates/Wills & Trusts - Level 1	2017	-	-	-	-	-	-	-	1	-	-	-	1	-50.0%	1
		2016	-	1	-	-	1	-	-	-	-	-	-	2	▼	2
	Probates/Wills & Trusts - Level 2	2017	-	1	1	3	2	1	2	3	2	-	-	15	50.0%	15
		2016	1	4	-	1	1	1	1	-	-	-	-	10	▲	10
	Protective Orders	2017	-	-	-	-	-	-	-	-	-	-	-	0	-100.0%	0
		2016	-	-	1	-	-	-	-	-	-	-	-	1	▼	1
Miscellaneous	Uncontested Divorce	2017	6	13	7	11	8	10	6	13	6	-	-	80	21.2%	80
		2016	5	10	9	16	6	5	6	6	3	10	11	66	▲	94
Criminal	Felonies and Related Matters	2017	52	255	93	59	163	47	29	248	68	-	-	1,014	-12.3%	1,014
		2016	80	297	132	89	114	34	22	340	48	28	222	1,156	▼	1,505
	Misdemeanor	2017	21	32	11	10	49	20	22	82	28	-	-	275	69.8%	275
		2016	7	12	14	15	26	12	4	54	18	17	79	162	▲	270
	Other Criminally Related Matters	2017	-	-	5	2	2	-	3	-	-	-	-	12	-42.9%	12
		2016	3	4	2	5	1	2	1	-	3	1	-	21	▼	26
Miscellaneous																
Other																

January 2016 -- September 2017 Filings

Dashboard

Court: Tazewell Circuit

Start/End Date: Jan-16 / Sep-17

2016 Average Month: 540

Jan-Sep 2016: 5,123

Filings Trending: ▼

Circuit/Court ID: 29

229185

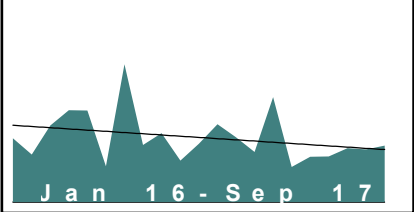
Type of Case: Filings

2017 Average Month:432

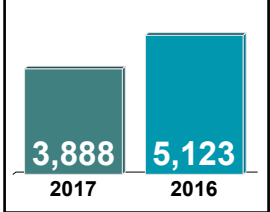
Jan-Sep 2017 : 3,888

Overall AVG. Month: 494

Monthly Filings Summary



Jan --- Sep Filings



Filings by Division																
		Jan	Feb	Mar	Apr	May	Jun	Jul	Aug	Sep	Oct	Nov	Dec	Thru Sep	% Change	Total
Total	2017	495	383	802	268	347	348	412	402	431	-	-	-	3,888	-24.1%	3,888
	2016	487	362	585	701	698	274	1,052	437	527	317	447	595	5,123	▼	6,482
Civil	2017	40	32	47	40	51	40	27	53	20	-	-	-	350	-16.1%	350
	2016	38	56	52	56	47	51	43	39	35	55	50	48	417	▼	570
Criminal	2017	335	217	644	146	190	205	301	262	332	-	-	-	2,632	-24.1%	2,632
	2016	280	113	378	517	553	105	913	239	371	145	300	458	3,469	▼	4,372
Miscellaneous	2017	111	127	108	74	101	90	80	84	74	-	-	-	849	-27.7%	849
	2016	163	182	148	123	91	110	91	151	115	109	89	79	1,174	▼	1,451
Other	2017	9	7	3	8	5	13	4	3	5	-	-	-	57	-9.5%	57
	2016	6	11	7	5	7	8	5	8	6	8	8	10	63	▼	89

Filings by Division & Case Category																
		Jan	Feb	Mar	Apr	May	Jun	Jul	Aug	Sep	Oct	Nov	Dec	Thru Sep	% Change	Total
Civil	Administrative Law	2017	-	-	-	1	-	1	-	-	-	-	-	2	-75.0%	2
		2016	1	-	1	1	-	3	-	2	3	-	-	8	▼	11
	Contested Divorce	2017	4	6	12	4	12	1	4	5	2	-	-	50	6.4%	50
		2016	2	9	6	8	8	3	3	5	4	3	3	47	▲	57
	Domestic and Family - Level 1	2017	1	2	-	1	-	2	-	4	-	-	-	10	-76.2%	10
		2016	2	10	2	6	1	5	10	5	1	6	5	42	▼	54
	Domestic and Family - Level 2	2017	2	2	3	3	8	4	2	5	6	-	-	35	-22.2%	35
		2016	2	9	9	6	5	6	4	3	1	3	4	45	▼	55
	General Civil - Level 1	2017	-	-	-	-	-	-	3	1	-	-	-	4	33.3%	4
		2016	-	-	-	-	1	-	1	-	-	2	1	3	▲	6
	General Civil - Level 2	2017	11	6	10	9	8	9	5	9	3	-	-	70	12.9%	70
		2016	4	5	7	11	10	8	4	6	7	14	8	62	▲	89
	General Civil - Level 3	2017	6	3	7	3	10	3	-	7	-	-	-	39	-20.4%	39
		2016	5	4	4	3	5	14	8	3	10	11	10	49	▼	80
Criminal	Probates/Wills & Trusts - Level 1	2017	-	-	-	-	-	-	1	-	-	-	-	1	0.0%	1
		2016	-	-	-	1	-	-	-	-	-	-	-	1	↔	1
	Probates/Wills & Trusts - Level 2	2017	2	4	4	4	3	2	2	5	2	-	-	28	21.7%	28
		2016	4	-	3	3	2	1	-	3	7	2	9	23	▲	36
	Uncontested Divorce	2017	14	9	11	15	10	18	13	15	6	-	-	111	-19.0%	111
		2016	18	19	20	17	15	11	13	15	9	13	16	137	▼	181
	Capital Murder	2017	-	-	1	-	-	-	-	-	-	-	-	1	1	1
		2016	-	-	-	-	-	-	-	-	1	-	-	0	↔	1
	Felonies and Related Matters	2017	257	188	497	111	126	154	196	217	225	-	-	1,971	-27.3%	1,971
		2016	195	84	299	442	402	78	766	184	262	106	249	2,712	▼	3,446
Miscellaneous	Misdemeanor	2017	72	26	141	30	62	48	101	44	104	-	-	628	-12.2%	628
		2016	83	25	76	64	140	26	143	53	105	35	45	715	▼	872
Other	Other Criminally Related Matters	2017	6	3	5	5	2	3	4	1	3	-	-	32	-23.8%	32
		2016	2	4	3	11	11	1	4	2	4	3	6	42	▼	53
Other	Miscellaneous	2017	111	127	108	74	101	90	80	84	74	-	-	849	-27.7%	849
		2016	163	182	148	123	91	110	91	151	115	109	79	1,174	▼	1,451
Other	Other	2017	9	7	3	8	5	13	4	3	5	-	-	57	-9.5%	57
		2016	6	11	7	5	7	8	5	8	6	8	8	63	▼	89

January 2016 -- September 2017 Filings

Dashboard

Court: Lee Circuit

Start/End Date: Jan-16 / Sep-17

2016 Average Month: 189

Jan-Sep 2016: 1,677

Filings Trending: ▼

Circuit/Court ID: 30

230105

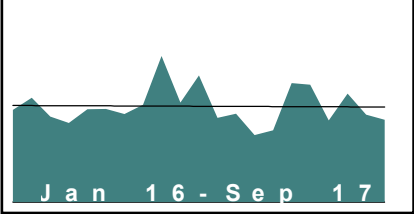
Type of Case: Filings

2017 Average Month:175

Jan-Sep 2017 : 1,572

Overall AVG. Month: 183

Monthly Filings Summary



Jan --- Sep Filings

1,572

2017

1,677

2016

Filings by Division																
		Jan	Feb	Mar	Apr	May	Jun	Jul	Aug	Sep	Oct	Nov	Dec	Thru Sep	% Change	Total
Total	2017	169	128	137	227	224	156	207	167	157	-	-	-	1,572	-6.3%	1,572
	2016	176	199	163	151	177	178	168	186	279	190	242	161	1,677	▼	2,270
Civil	2017	13	13	25	22	17	29	28	30	27	-	-	-	204	0.5%	204
	2016	15	29	20	23	21	20	20	32	23	18	21	19	203	▲	261
Criminal	2017	100	63	40	154	165	85	147	94	90	-	-	-	938	-4.2%	938
	2016	101	112	66	89	112	112	98	91	198	112	159	106	979	▼	1,356
Miscellaneous	2017	51	48	67	45	39	39	26	37	38	-	-	-	390	-20.7%	390
	2016	60	58	77	38	44	46	48	63	58	59	62	35	492	▼	648
Other	2017	5	4	5	6	3	3	6	6	2	-	-	-	40	1,233.3%	40
	2016	-	-	-	1	-	-	2	-	-	1	-	1	3	▲	5

Filings by Division & Case Category																
		Jan	Feb	Mar	Apr	May	Jun	Jul	Aug	Sep	Oct	Nov	Dec	Thru Sep	% Change	Total
Civil	Administrative Law	2017	-	-	-	-	-	1	-	-	-	-	-	1	0.0%	1
		2016	1	-	-	-	-	-	-	-	-	-	-	1	↔	1
	Contested Divorce	2017	-	-	2	1	3	1	4	1	-	-	-	14	-33.3%	14
		2016	1	3	6	2	2	1	1	4	3	3	-	21	▼	27
	Domestic and Family - Level 1	2017	-	1	-	1	-	-	-	-	-	-	-	2	-71.4%	2
		2016	1	-	-	1	-	2	1	2	-	3	1	7	▼	11
	Domestic and Family - Level 2	2017	4	-	4	3	5	6	7	5	-	-	-	37	0.0%	37
		2016	2	4	5	3	7	4	8	2	1	6	2	37	↔	46
	General Civil - Level 1	2017	-	-	-	-	-	1	1	1	-	-	-	3	200.0%	3
		2016	-	-	-	-	1	-	-	-	-	-	1	1	▲	2
	General Civil - Level 2	2017	2	4	4	4	2	5	2	9	4	-	-	36	56.5%	36
		2016	1	3	2	4	1	1	2	6	3	4	2	23	▲	32
	General Civil - Level 3	2017	2	2	3	6	3	1	6	3	8	-	-	34	-2.9%	34
		2016	2	5	3	1	3	6	4	9	2	3	1	35	▼	42
Criminal	Probates/Wills & Trusts - Level 1	2017	-	-	-	-	-	-	-	1	-	-	-	1	1	1
		2016	-	-	-	-	-	-	-	-	-	-	-	0	↔	0
	Probates/Wills & Trusts - Level 2	2017	2	-	-	-	1	7	3	1	3	-	-	17	13.3%	17
		2016	2	4	-	4	1	1	1	2	1	1	1	15	▲	18
	Uncontested Divorce	2017	3	6	12	7	3	8	9	7	4	-	-	59	-6.3%	59
		2016	5	10	4	8	7	4	11	6	8	6	5	63	▼	82
	Felonies and Related Matters	2017	77	41	19	89	133	51	110	66	74	-	-	660	-7.3%	660
		2016	63	91	47	62	87	81	78	57	146	86	119	712	▼	982
	Misdemeanor	2017	22	16	20	21	22	27	26	20	14	-	-	188	-8.7%	188
		2016	17	16	14	17	24	27	19	22	50	25	31	206	▼	300
Miscellaneous	Other Criminally Related Matters	2017	1	6	1	44	10	7	11	8	2	-	-	90	47.5%	90
		2016	21	5	5	10	1	4	1	12	2	1	9	61	▲	74
Other	Miscellaneous	2017	51	48	67	45	39	39	26	37	38	-	-	390	-20.7%	390
		2016	60	58	77	38	44	46	48	63	58	59	62	492	▼	648
Other	Other	2017	5	4	5	6	3	3	6	6	2	-	-	40	1,233.3%	40
		2016	-	-	-	1	-	-	2	-	-	1	-	3	▲	5

January 2016 -- September 2017 Filings

Dashboard

Court: Scott Circuit

Start/End Date: Jan-16 / Sep-17

2016 Average Month: 198

Jan-Sep 2016: 1,888

Filings Trending: ▲

Circuit/Court ID: 30

230169

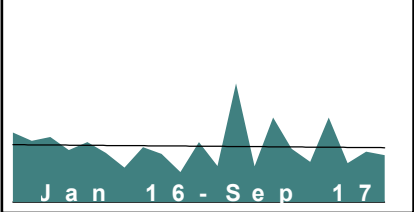
Type of Case: Filings

2017 Average Month:235

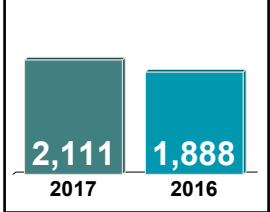
Jan-Sep 2017 : 2,111

Overall AVG. Month: 213

Monthly Filings Summary



Jan --- Sep Filings



Filings by Division																
		Jan	Feb	Mar	Apr	May	Jun	Jul	Aug	Sep	Oct	Nov	Dec	Thru Sep	% Change	Total
Total	2017	453	136	323	203	154	323	148	192	179	-	-	-	2,111	11.8%▲	2,111
	2016	265	234	249	198	229	188	132	209	184	115	229	138	1,888	▲	2,370
Civil	2017	16	15	23	19	14	22	27	18	19	-	-	-	173	-10.8%▼	173
	2016	24	24	24	34	23	14	19	20	12	15	28	29	194	▼	266
Criminal	2017	363	44	201	139	87	240	72	114	108	-	-	-	1,368	24.8%▲	1,368
	2016	147	130	142	112	153	119	44	130	119	45	145	50	1,096	▲	1,336
Miscellaneous	2017	73	77	99	45	53	61	49	60	52	-	-	-	569	-4.8%▼	569
	2016	94	80	83	52	53	55	69	59	53	55	56	59	598	▼	768
Other	2017	1	-	-	-	-	-	-	-	-	-	-	-	1	1	1
	2016	-	-	-	-	-	-	-	-	-	-	-	-	0	↔	0

Filings by Division & Case Category																
		Jan	Feb	Mar	Apr	May	Jun	Jul	Aug	Sep	Oct	Nov	Dec	Thru Sep	% Change	Total
Civil	Administrative Law	2017	-	-	-	-	-	1	-	-	-	-	-	1	0.0%↔	1
		2016	-	-	1	-	-	-	-	-	1	-	-	1	↔	2
	Contested Divorce	2017	6	6	5	1	2	3	3	5	-	-	-	33	-23.3%▼	33
		2016	3	4	6	7	6	5	8	1	1	5	4	43	▼	53
	Domestic and Family - Level 1	2017	-	-	2	-	-	1	-	-	-	-	-	3	-62.5%▼	3
		2016	4	-	-	1	1	-	2	-	-	10	10	8	▼	28
	Domestic and Family - Level 2	2017	1	-	2	1	2	-	1	2	-	-	-	9	50.0%▲	9
		2016	-	1	1	1	1	-	1	-	-	-	-	6	▲	6
	General Civil - Level 1	2017	-	-	-	-	-	-	2	-	-	-	-	2	-50.0%▼	2
		2016	-	2	-	1	-	1	-	-	-	-	1	4	▼	5
	General Civil - Level 2	2017	3	1	4	5	4	5	3	2	-	-	-	29	38.1%▲	29
		2016	3	6	2	-	1	3	2	3	1	3	3	21	▲	28
Criminal	General Civil - Level 3	2017	2	2	4	4	3	7	4	4	5	-	-	35	20.7%▲	35
		2016	7	3	5	3	3	1	3	3	4	4	3	29	▲	40
	Probates/Wills & Trusts - Level 2	2017	1	-	-	1	1	1	3	4	1	-	-	12	-29.4%▼	12
		2016	1	1	4	2	2	-	3	4	-	-	1	17	▼	21
	Uncontested Divorce	2017	3	6	6	7	2	5	13	3	4	-	-	49	-24.6%▼	49
		2016	6	7	5	19	9	4	4	7	6	7	5	65	▼	83
	Felonies and Related Matters	2017	310	18	142	103	49	212	37	58	62	-	-	991	46.6%▲	991
		2016	98	75	74	72	82	86	16	77	96	18	102	676	▲	812
	Misdemeanor	2017	45	25	48	32	32	26	25	45	40	-	-	318	-5.6%▼	318
		2016	43	52	46	34	54	25	20	42	21	18	40	337	▼	424
	Other Criminally Related Matters	2017	8	1	11	4	6	2	10	11	6	-	-	59	-28.9%▼	59
		2016	6	3	22	6	17	8	8	11	2	9	3	83	▼	100
Miscellaneous		2017	73	77	99	45	53	61	49	60	52	-	-	569	-4.8%▼	569
		2016	94	80	83	52	53	55	69	59	53	55	56	598	▼	768
Other		2017	1	-	-	-	-	-	-	-	-	-	-	1	1	1
		2016	-	-	-	-	-	-	-	-	-	-	-	0	↔	0

January 2016 -- September 2017 Filings

Dashboard

Court: Wise Circuit

Start/End Date: Jan-16 / Sep-17

2016 Average Month: 352

Jan-Sep 2016: 3,329

Filings Trending: ▲

Circuit/Court ID: 30

230195

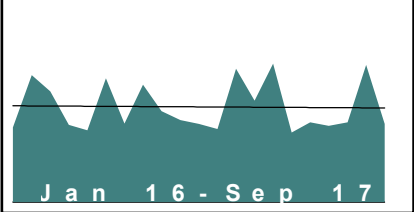
Type of Case: Filings

2017 Average Month:379

Jan-Sep 2017 : 3,413

Overall AVG. Month: 363

Monthly Filings Summary



Jan --- Sep Filings

3,413

3,329

2017

2016

Filings by Division																
		Jan	Feb	Mar	Apr	May	Jun	Jul	Aug	Sep	Oct	Nov	Dec	Thru Sep	% Change	Total
Total	2017	509	387	529	265	304	291	305	524	299	-	-	-	3,413	2.5%	3,413
	2016	285	485	423	295	274	472	300	448	347	313	299	279	3,329	▲	4,220
Civil	2017	37	43	65	36	47	32	32	57	49	-	-	-	398	-12.3%	398
	2016	41	49	54	46	50	53	56	37	68	59	34	45	454	▼	592
Criminal	2017	400	258	360	154	174	167	201	362	162	-	-	-	2,238	11.1%	2,238
	2016	154	313	253	162	157	353	136	304	182	173	176	170	2,014	▲	2,533
Miscellaneous	2017	69	81	99	72	80	85	72	102	84	-	-	-	744	-11.4%	744
	2016	85	119	114	85	66	63	107	107	94	80	86	62	840	▼	1,068
Other	2017	3	5	5	3	3	7	-	3	4	-	-	-	33	57.1%	33
	2016	5	4	2	2	1	3	1	-	3	1	3	2	21	▲	27

Filings by Division & Case Category																
		Jan	Feb	Mar	Apr	May	Jun	Jul	Aug	Sep	Oct	Nov	Dec	Thru Sep	% Change	Total
Civil	Administrative Law	2017	-	1	1	1	1	-	-	-	-	-	-	4	33.3%	4
		2016	1	-	-	-	-	-	1	1	3	1	-	3	▲	7
	Contested Divorce	2017	7	5	11	3	7	6	4	10	4	-	-	57	-14.9%	57
		2016	5	7	12	10	6	6	10	4	7	4	6	67	▼	82
	Domestic and Family - Level 1	2017	1	2	1	1	1	-	-	1	-	-	-	7	-86.3%	7
		2016	4	1	1	2	14	7	6	4	12	15	-	51	▼	79
	Domestic and Family - Level 2	2017	3	5	9	4	7	1	4	7	7	-	-	47	-2.1%	47
		2016	2	3	6	3	7	6	12	3	6	3	4	48	▼	56
	General Civil - Level 1	2017	-	-	-	1	-	1	2	-	-	-	-	4	-60.0%	4
		2016	1	1	-	2	3	2	-	1	-	3	1	10	▼	14
	General Civil - Level 2	2017	6	2	9	4	6	3	6	5	15	-	-	56	-30.9%	56
		2016	4	11	14	9	7	10	6	10	9	1	12	81	▼	103
Criminal	General Civil - Level 3	2017	5	4	11	1	7	6	2	6	7	-	-	49	28.9%	49
		2016	4	1	3	6	5	2	4	3	10	6	3	38	▲	53
	Probates/Wills & Trusts - Level 1	2017	-	-	-	-	1	-	-	-	-	-	-	1	0.0%	1
		2016	1	-	-	-	-	-	-	-	-	-	-	1	↔	1
	Probates/Wills & Trusts - Level 2	2017	1	4	5	1	3	1	3	10	1	-	-	29	3.6%	29
		2016	5	5	5	2	1	4	1	4	3	3	-	28	▲	34
	Uncontested Divorce	2017	14	20	18	20	14	14	11	19	14	-	-	144	13.4%	144
		2016	14	20	13	12	7	16	17	11	17	16	13	127	▲	163
	Capital Murder	2017	-	-	-	1	-	-	2	-	-	-	-	3	-25.0%	3
		2016	-	-	-	-	4	-	-	-	-	-	-	4	▼	4
	Felonies and Related Matters	2017	286	172	322	102	110	130	157	265	120	-	-	1,664	11.8%	1,664
		2016	101	250	158	120	113	313	83	215	135	112	122	1,488	▲	1,838
Other	Misdemeanor	2017	99	78	33	42	58	34	39	85	37	-	-	505	20.0%	505
		2016	42	51	81	32	34	31	36	74	40	51	43	421	▲	559
Miscellaneous	Other Criminally Related Matters	2017	15	8	5	9	6	3	5	10	5	-	-	66	-34.7%	66
		2016	11	12	14	10	6	9	17	15	7	10	11	101	▼	132
Other	Miscellaneous	2017	69	81	99	72	80	85	72	102	84	-	-	744	-11.4%	744
		2016	85	119	114	85	66	63	107	107	94	80	86	840	▼	1,068
Other	Other	2017	3	5	5	3	3	7	-	3	4	-	-	33	57.1%	33
		2016	5	4	2	2	1	3	1	-	3	1	3	21	▲	27

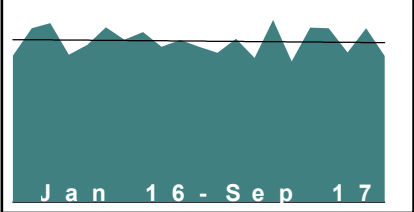
January 2016 -- September 2017 Filings

Dashboard

Court: Prince William Circuit
Start/End Date: Jan-16 / Sep-17
2016 Average Month: 1,538
Jan-Sep 2016: 13,997
Filings Trending: ↔

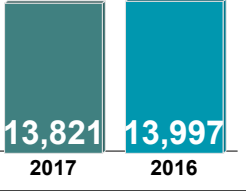
Circuit/Court ID: 31
231153
Type of Case: Filings
2017 Average Month:1,536
Jan-Sep 2017 : 13,821
Overall AVG. Month: 1,537

Monthly Filings Summary



Jan 16 - Sep 17

Jan --- Sep Filings



13,821 13,997
2017 2016

Filings by Division																	
			Jan	Feb	Mar	Apr	May	Jun	Jul	Aug	Sep	Oct	Nov	Dec	Thru Sep	% Change	Total
Total	2017		1,559	1,376	1,738	1,342	1,665	1,658	1,428	1,660	1,395	-	-	-	13,821	-1.3%	13,821
	2016		1,399	1,659	1,709	1,406	1,502	1,669	1,549	1,622	1,482	1,547	1,483	1,424	13,997	▼	18,451
Civil	2017		235	242	264	247	278	271	204	277	253	-	-	-	2,271	-8.2%	2,271
	2016		204	269	273	248	291	301	281	307	299	248	252	245	2,473	▼	3,218
Criminal	2017		440	405	541	410	581	573	527	528	435	-	-	-	4,440	2.9%	4,440
	2016		394	487	479	432	518	506	482	522	493	531	411	401	4,313	▲	5,656
Miscellaneous	2017		763	671	836	614	699	746	627	748	638	-	-	-	6,342	-1.3%	6,342
	2016		734	800	887	653	592	728	684	710	638	693	740	692	6,426	▼	8,551
Other	2017		121	58	97	71	107	68	70	107	69	-	-	-	768	-2.2%	768
	2016		67	103	70	73	101	134	102	83	52	75	80	86	785	▼	1,026

Filings by Division & Case Category																	
			Jan	Feb	Mar	Apr	May	Jun	Jul	Aug	Sep	Oct	Nov	Dec	Thru Sep	% Change	Total
Civil	Administrative Law	2017	1	-	3	-	2	-	-	2	3	-	-	-	11	-50.0%	11
		2016	3	-	-	4	2	3	-	1	9	6	1	-	22	▼	29
	Contested Divorce	2017	33	37	24	34	33	28	25	34	30	-	-	-	278	-10.0%	278
		2016	23	37	27	30	35	39	36	37	45	28	19	21	309	▼	377
	Domestic and Family - Level 1	2017	12	4	7	11	17	10	16	16	14	-	-	-	107	-46.8%	107
		2016	20	17	25	21	19	23	29	26	21	12	32	21	201	▼	266
	Domestic and Family - Level 2	2017	15	7	18	12	13	18	9	16	12	-	-	-	120	-16.7%	120
		2016	7	11	20	7	21	25	15	20	18	10	15	9	144	▼	178
	General Civil - Level 1	2017	4	5	6	3	2	4	3	2	4	-	-	-	33	-8.3%	33
		2016	3	4	5	2	2	7	4	3	6	4	2	3	36	▼	45
	General Civil - Level 2	2017	57	81	75	70	75	86	57	77	79	-	-	-	657	-4.5%	657
		2016	55	86	67	62	80	90	77	93	78	70	68	81	688	▼	907
	General Civil - Level 3	2017	30	26	27	36	28	24	21	24	28	-	-	-	244	8.0%	244
		2016	24	25	25	21	51	21	19	21	19	25	33	27	226	▲	311
Probates/Wills & Trusts - Level 1	2017	1	-	-	1	-	-	-	-	-	-	-	-	2	-50.0%	2	
	2016	-	-	-	1	-	1	2	-	-	2	1	2	4	▼	9	
Probates/Wills & Trusts - Level 2	2017	11	9	9	14	13	12	7	14	8	-	-	-	97	11.5%	97	
	2016	8	8	13	15	5	11	8	9	10	9	7	9	87	▲	112	
Protective Orders	2017	-	-	-	-	-	-	-	-	-	-	-	-	0	-100.0%	0	
	2016	1	-	-	-	-	1	-	1	2	1	1	1	5	▼	8	
Uncontested Divorce	2017	71	73	95	66	95	89	66	92	75	-	-	-	722	-3.9%	722	
	2016	60	81	91	85	76	80	91	96	91	81	73	71	751	▼	976	
Criminal	Capital Murder	2017	-	-	-	-	-	-	-	-	-	-	-	-	0	-100.0%	0
		2016	-	-	-	5	-	-	-	-	-	-	-	-	5	▼	5
	Felonies and Related Matters	2017	309	255	302	283	331	347	315	320	249	-	-	-	2,711	5.2%	2,711
		2016	197	307	306	309	318	270	267	315	287	332	226	263	2,576	▲	3,397
	Misdemeanor	2017	89	91	138	79	141	121	132	113	77	-	-	-	981	3.4%	981
		2016	121	96	103	72	119	134	104	105	95	130	96	74	949	▲	1,249
	Other Criminally Related Matters	2017	42	59	101	48	109	105	80	95	109	-	-	-	748	-4.5%	748
		2016	76	84	70	46	81	102	111	102	111	69	89	64	783	▼	1,005
	Miscellaneous	2017	763	671	836	614	699	746	627	748	638	-	-	-	6,342	-1.3%	6,342
		2016	734	800	887	653	592	728	684	710	638	693	740	692	6,426	▼	8,551
Other	2017	121	58	97	71	107	68	70	107	69	-	-	-	768	-2.2%	768	
	2016	67	103	70	73	101	134	102	83	52	75	80	86	785	▼	1,026	