

January 2016 -- October 2017 Filings

Dashboard

Court: Chesapeake Circuit

Circuit/Court ID: 1 201550

Start/End Date: Jan-16 / Oct-17

Type of Case: Filings

2016 Average Month: 1,354

2017 Average Month:1,432

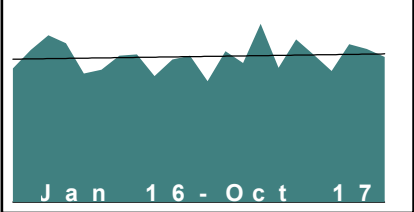
Jan-Oct 2016: 13,699

Jan-Oct 2017 : 14,320

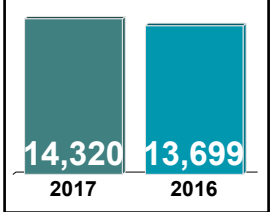
Filings Trending: ▲

Overall AVG. Month: 1,390

Monthly Filings Summary



Jan --- Oct Filings



Filings by Division																
		Jan	Feb	Mar	Apr	May	Jun	Jul	Aug	Sep	Oct	Nov	Dec	Thru Oct	% Change	Total
Total	2017	1,440	1,328	1,702	1,281	1,553	1,408	1,252	1,507	1,463	1,386	-	-	14,320	4.5%	14,320
	2016	1,275	1,452	1,592	1,517	1,228	1,264	1,399	1,409	1,202	1,361	1,398	1,153	13,699	▲	16,250
Civil	2017	194	152	227	189	262	220	256	291	284	294	-	-	2,369	20.9%	2,369
	2016	192	195	209	192	220	156	153	271	169	202	160	175	1,959	▲	2,294
Criminal	2017	602	585	766	603	774	658	507	617	632	542	-	-	6,286	5.3%	6,286
	2016	403	545	755	719	541	613	664	546	514	669	691	427	5,969	▲	7,087
Miscellaneous	2017	463	478	526	354	359	392	341	423	387	416	-	-	4,139	-5.6%	4,139
	2016	559	583	489	397	335	390	426	433	385	388	431	447	4,385	▼	5,263
Other	2017	181	113	183	135	158	138	148	176	160	134	-	-	1,526	10.1%	1,526
	2016	121	129	139	209	132	105	156	159	134	102	116	104	1,386	▲	1,606

Filings by Division & Case Category																
		Jan	Feb	Mar	Apr	May	Jun	Jul	Aug	Sep	Oct	Nov	Dec	Thru Oct	% Change	Total
Civil	Administrative Law	2017	-	2	4	-	1	-	2	-	2	-	-	11	-50.0%	11
		2016	3	3	3	2	-	2	5	2	2	2	4	22	▼	28
	Contested Divorce	2017	21	24	39	29	34	35	62	62	71	-	-	440	53.3%	440
		2016	27	37	35	36	29	23	31	30	21	26	18	287	▲	331
	Domestic and Family - Level 1	2017	27	16	35	12	32	30	11	15	22	-	-	216	-16.0%	216
		2016	9	20	30	27	19	20	61	22	26	12	13	257	▼	282
	Domestic and Family - Level 2	2017	7	6	6	12	6	13	5	5	7	-	-	74	-1.3%	74
		2016	5	7	11	16	5	8	8	3	7	2	6	75	▼	83
	General Civil - Level 1	2017	1	-	3	-	5	2	4	6	1	-	-	24	-38.5%	24
		2016	5	4	3	3	10	1	8	3	1	1	2	39	▼	42
	General Civil - Level 2	2017	41	22	34	34	48	24	34	36	38	-	-	354	-7.8%	354
		2016	49	45	34	25	52	26	32	51	36	34	36	384	▼	454
	General Civil - Level 3	2017	24	9	30	30	24	22	22	10	18	-	-	213	15.8%	213
		2016	20	6	14	14	26	13	35	18	27	16	31	184	▲	231
Criminal	Probates/Wills & Trusts - Level 1	2017	-	1	-	-	-	1	-	1	-	-	-	3	-50.0%	3
		2016	-	-	2	-	-	-	3	1	-	-	2	6	▼	8
	Probates/Wills & Trusts - Level 2	2017	6	6	10	8	24	8	5	5	7	-	-	84	15.1%	84
		2016	7	7	9	6	11	7	4	5	11	8	11	73	▲	92
	Uncontested Divorce	2017	67	66	66	64	88	85	112	139	134	-	-	950	50.3%	950
		2016	67	66	68	63	68	56	56	49	73	59	52	632	▲	743
	Felonies and Related Matters	2017	462	394	537	404	548	465	332	364	450	-	-	4,308	0.5%	4,308
		2016	292	358	554	529	385	437	491	370	369	503	512	4,288	▲	5,076
	Misdemeanor	2017	105	146	162	159	168	147	121	191	141	-	-	1,473	17.6%	1,473
Miscellaneous		2016	83	142	142	146	107	129	118	140	114	132	138	1,253	▲	1,504
	Other Criminally Related Matters	2017	35	45	67	40	58	46	54	62	41	-	-	505	18.0%	505
		2016	28	45	59	44	49	47	55	36	31	41	38	428	▲	507
	Miscellaneous	2017	463	478	526	354	359	392	341	423	387	-	-	4,139	-5.6%	4,139
		2016	559	583	489	397	335	390	426	433	385	431	447	4,385	▼	5,263
	Other	2017	181	113	183	135	158	138	148	176	160	-	-	1,526	10.1%	1,526
		2016	121	129	139	209	132	105	156	159	134	102	116	1,386	▲	1,606

January 2016 -- October 2017 Filings

Dashboard

Court: Accomack Circuit

Start/End Date: Jan-16 / Oct-17

2016 Average Month: 132

Jan-Oct 2016: 1,369

Filings Trending: ↔

Circuit/Court ID: 2 202001

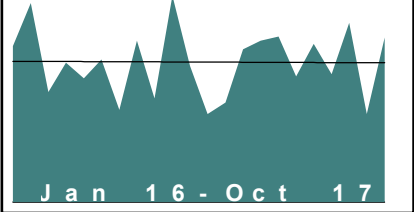
Type of Case: Filings

2017 Average Month:136

Jan-Oct 2017 : 1,358

Overall AVG. Month: 134

Monthly Filings Summary



Jan --- Oct Filings

1,358

1,369

2017

2016

Filings by Division																
		Jan	Feb	Mar	Apr	May	Jun	Jul	Aug	Sep	Oct	Nov	Dec	Thru Oct	% Change	Total
Total	2017	95	146	154	158	120	151	122	171	84	157	-	-	1,358	-0.8%	1,358
	2016	149	190	105	133	118	136	88	154	99	197	130	84	1,369	▼	1,583
Civil	2017	18	20	31	25	23	36	51	44	14	17	-	-	279	29.2%	279
	2016	20	18	13	21	25	23	20	31	18	27	18	16	216	▲	250
Criminal	2017	24	66	36	91	49	70	30	53	15	78	-	-	512	10.1%	512
	2016	22	65	16	53	33	68	29	67	31	81	23	14	465	▲	502
Miscellaneous	2017	49	51	73	32	40	36	34	65	52	55	-	-	487	-26.3%	487
	2016	101	105	75	58	56	44	37	53	47	85	88	48	661	▼	797
Other	2017	4	9	14	10	8	9	7	9	3	7	-	-	80	196.3%	80
	2016	6	2	1	1	4	1	2	3	3	4	1	6	27	▲	34

Filings by Division & Case Category																
		Jan	Feb	Mar	Apr	May	Jun	Jul	Aug	Sep	Oct	Nov	Dec	Thru Oct	% Change	Total
Civil	Administrative Law	2017	-	-	-	-	-	-	-	-	-	-	-	0	-100.0%	0
		2016	-	2	-	1	-	1	1	-	-	-	-	6	▼	6
	Contested Divorce	2017	-	8	4	2	4	2	1	3	1	-	-	28	27.3%	28
		2016	2	3	2	-	6	4	3	-	1	2	3	22	▲	27
	Domestic and Family - Level 1	2017	2	-	1	5	1	2	4	-	-	-	-	16	6.7%	16
		2016	3	3	3	1	-	2	1	-	2	-	3	15	▲	18
	Domestic and Family - Level 2	2017	2	-	7	2	1	2	2	-	-	-	-	16	166.7%	16
		2016	-	-	-	2	-	2	2	-	-	-	-	6	▲	6
	General Civil - Level 1	2017	-	-	-	-	-	2	4	2	-	-	-	8	60.0%	8
		2016	1	1	-	-	-	1	1	1	-	1	-	5	▲	6
	General Civil - Level 2	2017	7	1	5	5	9	16	14	1	8	-	-	90	40.6%	90
		2016	5	2	3	7	4	5	3	16	7	12	6	64	▲	75
	General Civil - Level 3	2017	4	3	4	6	1	7	9	11	4	3	-	52	108.0%	52
		2016	1	1	1	-	3	1	4	6	3	5	4	25	▲	32
Criminal	Probates/Wills & Trusts - Level 1	2017	-	-	-	-	-	-	-	-	-	-	-	0	-100.0%	0
		2016	-	-	1	-	-	-	-	-	-	-	-	1	▼	1
	Probates/Wills & Trusts - Level 2	2017	-	1	-	-	-	2	1	2	-	-	-	6	0.0%	6
		2016	-	1	1	-	1	-	1	-	2	1	-	6	↔	7
	Protective Orders	2017	-	1	-	1	-	-	-	-	-	-	-	2	0.0%	2
		2016	-	-	-	-	-	-	1	-	1	-	-	2	↔	2
	Uncontested Divorce	2017	3	6	10	4	7	4	8	8	6	5	-	61	-4.7%	61
		2016	8	5	2	10	11	8	7	3	6	4	5	64	▼	70
	Capital Murder	2017	-	1	-	-	-	-	-	-	-	-	-	1	0.0%	1
		2016	-	1	-	-	-	-	-	-	-	-	-	1	↔	1
Miscellaneous	Felonies and Related Matters	2017	11	45	9	71	23	62	16	36	9	60	-	342	10.7%	342
		2016	8	57	8	38	21	49	9	47	12	60	18	309	▲	336
	Misdemeanor	2017	10	20	23	20	22	6	9	12	5	15	-	142	22.4%	142
		2016	9	6	4	14	12	13	14	14	12	18	4	116	▲	125
Other	Other Criminally Related Matters	2017	3	-	4	-	4	2	5	5	1	3	-	27	-30.8%	27
		2016	5	1	4	1	-	6	6	6	7	3	1	39	▼	40
Total	Miscellaneous	2017	49	51	73	32	40	36	34	65	52	55	-	487	-26.3%	487
		2016	101	105	75	58	56	44	37	53	47	85	88	661	▼	797
Other	Other	2017	4	9	14	10	8	9	7	9	3	7	-	80	196.3%	80
		2016	6	2	1	1	4	1	2	3	3	4	1	27	▲	34

January 2016 -- October 2017 Filings

Dashboard

Court: Northampton Circuit

Start/End Date: Jan-16 / Oct-17

2016 Average Month: 91

Jan-Oct 2016: 933

Filings Trending: ↔

Circuit/Court ID: 2 202131


Type of Case: Filings

2017 Average Month:94

Jan-Oct 2017 : 935

Overall AVG. Month: 92

Monthly Filings Summary



Jan --- Oct Filings

935

2017

933

2016

Filings by Division																
		Jan	Feb	Mar	Apr	May	Jun	Jul	Aug	Sep	Oct	Nov	Dec	Thru Oct	% Change	Total
Total	2017	86	85	80	64	123	69	129	139	100	60	-	-	935	0.2%	935
	2016	107	91	207	53	93	54	81	91	80	76	92	70	933	▲	1,095
Civil	2017	8	5	11	13	9	10	23	22	32	11	-	-	144	51.6%	144
	2016	7	9	11	11	12	3	13	9	11	9	3	11	95	▲	109
Criminal	2017	64	57	43	39	95	49	98	100	57	25	-	-	627	-3.7%	627
	2016	76	53	168	27	66	40	57	69	51	44	63	42	651	▼	756
Miscellaneous	2017	14	23	26	12	16	10	8	17	11	24	-	-	161	-13.4%	161
	2016	24	29	28	15	15	10	11	13	18	23	26	17	186	▼	229
Other	2017	-	-	-	-	3	-	-	-	-	-	-	-	3	200.0%	3
	2016	-	-	-	-	-	1	-	-	-	-	-	-	1	▲	1

Filings by Division & Case Category																
		Jan	Feb	Mar	Apr	May	Jun	Jul	Aug	Sep	Oct	Nov	Dec	Thru Oct	% Change	Total
Civil	Administrative Law	2017	-	-	-	-	-	-	-	-	-	-	-	0	-100.0%	0
		2016	-	-	-	-	-	-	1	-	-	-	-	1	▼	1
	Contested Divorce	2017	1	1	2	-	1	1	4	2	1	-	-	15	66.7%	15
		2016	2	1	2	1	1	-	1	1	-	-	-	9	▲	9
	Domestic and Family - Level 1	2017	-	-	-	-	-	3	1	1	2	-	-	7	-46.2%	7
		2016	-	-	2	3	1	1	3	-	3	-	1	13	▼	14
	Domestic and Family - Level 2	2017	-	-	-	-	-	-	-	1	-	-	-	1	-50.0%	1
		2016	-	-	-	-	1	-	-	1	-	-	1	2	▼	3
	General Civil - Level 1	2017	-	-	-	3	-	-	-	1	1	-	-	5	5	5
		2016	-	-	-	-	-	-	-	-	-	-	-	0	↔	0
	General Civil - Level 2	2017	3	2	3	2	3	2	4	3	5	-	-	29	61.1%	29
		2016	-	1	1	-	4	-	5	2	5	1	4	18	▲	23
	General Civil - Level 3	2017	2	-	2	7	3	2	16	10	21	4	-	67	157.7%	67
		2016	2	4	1	5	3	1	5	1	2	2	3	26	▲	31
Criminal	Probates/Wills & Trusts - Level 1	2017	1	-	-	-	-	-	-	-	-	-	-	1	1	1
		2016	-	-	-	-	-	-	-	-	-	-	1	0	↔	1
	Probates/Wills & Trusts - Level 2	2017	-	-	-	-	1	1	-	-	-	-	-	2	-50.0%	2
		2016	1	-	1	1	-	-	-	1	-	-	1	4	▼	5
	Protective Orders	2017	-	-	-	-	-	-	-	-	-	-	-	0	-100.0%	0
		2016	-	-	-	-	-	-	-	-	1	-	-	1	▼	1
	Uncontested Divorce	2017	1	2	4	1	1	1	2	3	2	-	-	17	-19.0%	17
		2016	2	3	4	1	3	-	3	1	1	3	-	21	▼	21
	Capital Murder	2017	-	-	-	-	-	-	-	-	-	-	-	0	0	0
		2016	-	-	-	-	-	-	-	-	-	2	-	0	↔	2
Miscellaneous	Felonies and Related Matters	2017	39	11	13	14	51	14	51	25	18	7	-	243	-29.8%	243
		2016	52	24	148	12	19	12	24	28	15	12	15	346	▼	373
	Misdemeanor	2017	25	25	26	24	30	29	41	68	30	18	-	316	31.1%	316
		2016	21	26	14	10	36	24	15	37	31	27	40	241	▲	305
	Other Criminally Related Matters	2017	-	21	4	1	14	6	6	7	9	-	-	68	6.3%	68
		2016	3	3	6	5	11	4	18	4	5	9	3	64	▲	76
Other	Miscellaneous	2017	14	23	26	12	16	10	8	17	11	24	-	161	-13.4%	161
		2016	24	29	28	15	15	10	11	13	18	23	26	186	▼	229
	Other	2017	-	-	-	-	3	-	-	-	-	-	-	3	200.0%	3
		2016	-	-	-	-	-	1	-	-	-	-	-	1	▲	1

January 2016 -- October 2017 Filings

Dashboard

Court: Virginia Beach Circuit

Circuit/Court ID: 2 202810

Start/End Date: Jan-16 / Oct-17

Type of Case: Filings

2016 Average Month: 1,860

2017 Average Month:1,335

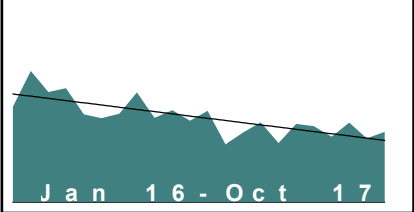
Jan-Oct 2016: 19,023

Jan-Oct 2017 : 13,346

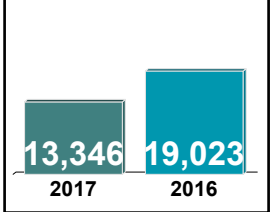
Filings Trending: ▼

Overall AVG. Month: 1,621

Monthly Filings Summary



Jan --- Oct Filings



Filings by Division																
		Jan	Feb	Mar	Apr	May	Jun	Jul	Aug	Sep	Oct	Nov	Dec	Thru Oct	% Change	Total
Total	2017	1,101	1,330	1,523	1,129	1,491	1,450	1,248	1,514	1,221	1,339	-	-	13,346	-29.8%	13,346
	2016	1,822	2,500	2,104	2,177	1,673	1,601	1,688	2,095	1,607	1,756	1,551	1,743	19,023	▼	22,317
Civil	2017	324	325	453	287	371	403	320	370	335	331	-	-	3,519	2.9%	3,519
	2016	326	341	377	322	338	347	313	412	356	287	320	282	3,419	▲	4,021
Criminal	2017	531	770	755	626	776	763	702	838	604	792	-	-	7,157	8.5%	7,157
	2016	482	761	715	626	642	673	636	764	609	686	664	632	6,594	▲	7,890
Miscellaneous	2017	165	160	209	143	225	188	153	218	194	172	-	-	1,827	-77.8%	1,827
	2016	956	1,323	927	1,173	592	516	676	816	549	703	487	743	8,231	▼	9,461
Other	2017	81	75	106	73	119	96	73	88	88	44	-	-	843	8.2%	843
	2016	58	75	85	56	101	65	63	103	93	80	80	86	779	▲	945

Filings by Division & Case Category																
		Jan	Feb	Mar	Apr	May	Jun	Jul	Aug	Sep	Oct	Nov	Dec	Thru Oct	% Change	Total
Civil	Administrative Law	2017	-	2	3	2	3	-	-	2	3	-	-	15	66.7%	15
		2016	1	1	-	1	-	-	2	4	-	3	1	9	▲	13
	Contested Divorce	2017	31	33	38	20	32	35	38	43	23	35	-	328	1.9%	328
		2016	33	31	34	31	24	41	31	33	26	38	33	322	▲	385
	Domestic and Family - Level 1	2017	50	52	54	36	44	50	39	46	37	49	-	457	-8.2%	457
		2016	45	36	48	47	53	53	47	70	75	24	55	498	▼	589
	Domestic and Family - Level 2	2017	11	15	33	12	15	17	8	18	15	8	-	152	6.3%	152
		2016	11	14	21	17	12	19	15	12	14	8	19	143	▲	171
	General Civil - Level 1	2017	6	1	9	3	2	6	2	6	3	1	-	39	-4.9%	39
		2016	4	5	2	4	3	5	6	4	-	8	1	41	▼	42
	General Civil - Level 2	2017	76	75	96	67	73	89	64	73	83	54	-	750	12.1%	750
		2016	57	54	79	56	89	66	53	77	71	67	64	669	▲	798
	General Civil - Level 3	2017	81	69	95	70	90	120	84	113	91	91	-	904	3.0%	904
		2016	101	95	81	82	72	90	85	115	89	68	71	878	▲	1,029
Criminal	Probates/Wills & Trusts - Level 1	2017	1	-	1	-	1	1	-	2	1	-	-	7	-12.5%	7
		2016	1	-	1	2	-	-	2	-	1	1	-	8	▼	9
	Probates/Wills & Trusts - Level 2	2017	13	13	19	5	20	19	16	11	6	18	-	140	12.9%	140
		2016	14	17	14	6	17	12	7	15	12	10	8	124	▲	142
	Protective Orders	2017	-	1	-	-	-	-	1	-	-	-	-	2	-33.3%	2
		2016	-	-	1	2	-	-	-	-	-	-	1	3	▼	5
	Uncontested Divorce	2017	55	64	105	72	91	66	69	57	74	72	-	725	0.1%	725
		2016	59	88	96	74	68	61	67	84	64	63	64	724	▲	838
	Felonies and Related Matters	2017	310	441	402	358	448	447	402	443	340	463	-	4,054	12.7%	4,054
		2016	285	477	366	354	375	349	280	368	310	433	333	3,597	▲	4,290
Miscellaneous	Misdemeanor	2017	188	253	271	214	254	253	244	314	218	259	-	2,468	9.6%	2,468
		2016	155	228	271	200	213	247	256	257	224	201	253	2,252	▲	2,721
	Other Criminally Related Matters	2017	33	76	82	54	74	63	56	81	46	70	-	635	-14.8%	635
		2016	42	56	78	72	54	77	100	139	75	52	78	745	▼	879
Other	Miscellaneous	2017	165	160	209	143	225	188	153	218	194	172	-	1,827	-77.8%	1,827
		2016	956	1,323	927	1,173	592	516	676	816	549	703	487	8,231	▼	9,461
Other	Other	2017	81	75	106	73	119	96	73	88	88	44	-	843	8.2%	843
		2016	58	75	85	56	101	65	63	103	93	80	80	779	▲	945

January 2016 -- October 2017 Filings

Dashboard

Court: Portsmouth Circuit

Circuit/Court ID: 3 203740

Start/End Date: Jan-16 / Oct-17

Type of Case: Filings

2016 Average Month: 743

2017 Average Month:750

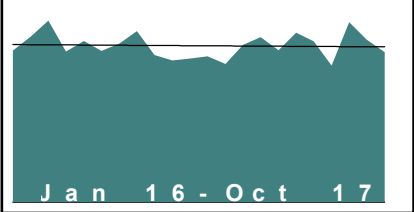
Jan-Oct 2016: 7,539

Jan-Oct 2017 : 7,498

Filings Trending: ↔

Overall AVG. Month: 746

Monthly Filings Summary



Jan --- Oct Filings

7,498

7,539

2017

2016

Filings by Division																
		Jan	Feb	Mar	Apr	May	Jun	Jul	Aug	Sep	Oct	Nov	Dec	Thru Oct	% Change	Total
Total	2017	659	750	787	725	808	767	652	859	775	716	-	-	7,498	-0.5%	7,498
	2016	723	790	866	718	769	722	757	816	702	676	685	696	7,539	▼	8,920
Civil	2017	135	187	173	187	222	163	175	237	192	159	-	-	1,830	17.9%	1,830
	2016	93	137	197	156	162	182	167	153	166	139	122	142	1,552	▲	1,816
Criminal	2017	257	259	311	311	326	292	213	318	338	303	-	-	2,928	-13.2%	2,928
	2016	355	384	374	285	365	290	367	344	316	295	335	290	3,375	▼	4,000
Miscellaneous	2017	211	217	218	177	186	212	192	222	189	226	-	-	2,050	2.3%	2,050
	2016	220	211	223	197	177	193	165	259	156	202	173	219	2,003	▲	2,395
Other	2017	56	87	85	50	74	100	72	82	56	28	-	-	690	13.3%	690
	2016	55	58	72	80	65	57	58	60	64	40	55	45	609	▲	709

Filings by Division & Case Category																	
			Jan	Feb	Mar	Apr	May	Jun	Jul	Aug	Sep	Oct	Nov	Dec	Thru Oct	% Change	Total
Civil	Administrative Law	2017	-	-	-	-	1	1	1	2	1	-	-	-	6	0.0%	6
		2016	-	-	-	-	-	-	2	1	3	-	-	-	6	↔	6
	Contested Divorce	2017	12	8	17	7	4	9	9	8	2	9	-	-	85	-23.4%	85
		2016	7	12	18	9	9	13	4	11	10	18	5	7	111	▼	123
	Domestic and Family - Level 1	2017	3	26	7	6	14	11	9	7	4	12	-	-	99	13.8%	99
		2016	1	11	10	5	12	10	5	17	9	7	17	8	87	▲	112
	Domestic and Family - Level 2	2017	3	3	5	12	6	4	3	1	1	2	-	-	40	48.1%	40
		2016	3	-	6	2	2	2	2	5	4	1	-	-	27	▲	27
	General Civil - Level 1	2017	1	4	3	1	2	3	1	2	3	-	-	-	20	11.1%	20
		2016	2	2	2	1	-	2	3	2	2	2	-	2	18	▲	20
	General Civil - Level 2	2017	21	28	21	14	29	19	24	25	20	15	-	-	216	23.4%	216
		2016	13	24	18	22	17	17	15	18	14	17	21	26	175	▲	222
	General Civil - Level 3	2017	76	93	89	115	136	90	108	164	135	90	-	-	1,096	28.9%	1,096
		2016	49	63	105	84	94	99	116	68	100	72	48	78	850	▲	976
Probates/Wills & Trusts - Level 1	2017	-	-	-	-	-	-	-	-	1	-	-	-	1	1	1	
	2016	-	-	-	-	-	-	-	-	-	-	1	-	0	↔	1	
Probates/Wills & Trusts - Level 2	2017	2	4	6	7	5	4	3	3	7	3	-	-	44	0.0%	44	
	2016	3	5	3	5	2	7	1	6	6	6	2	4	44	↔	50	
Protective Orders	2017	2	-	1	1	5	2	2	3	2	4	-	-	22	22.2%	22	
	2016	-	-	4	3	2	2	-	3	2	2	4	2	18	▲	24	
Uncontested Divorce	2017	15	21	24	24	20	20	15	22	16	24	-	-	201	-6.9%	201	
	2016	15	20	31	25	24	30	19	22	16	14	24	15	216	▼	255	
Criminal	Capital Murder	2017	-	-	-	-	-	-	-	-	-	-	-	-	0	0	0
		2016	-	-	-	-	-	-	-	-	-	-	-	1	0	↔	1
	Felonies and Related Matters	2017	189	165	209	224	209	183	119	208	234	193	-	-	1,933	-12.8%	1,933
		2016	239	255	230	186	250	190	239	216	194	217	201	184	2,216	▼	2,601
	Misdemeanor	2017	56	71	73	72	91	80	64	77	65	79	-	-	728	-16.6%	728
		2016	86	96	106	63	94	75	95	103	90	65	75	74	873	▼	1,022
	Other Criminally Related Matters	2017	12	23	29	15	26	29	30	33	39	31	-	-	267	-6.6%	267
		2016	30	33	38	36	21	25	33	25	32	13	59	31	286	▼	376
	Miscellaneous	2017	211	217	218	177	186	212	192	222	189	226	-	-	2,050	2.3%	2,050
		2016	220	211	223	197	177	193	165	259	156	202	173	219	2,003	▲	2,395
Other	2017	56	87	85	50	74	100	72	82	56	28	-	-	690	13.3%	690	
	2016	55	58	72	80	65	57	58	60	64	40	55	45	609	▲	709	

January 2016 -- October 2017 Filings

Dashboard

Court: Norfolk Circuit

Circuit/Court ID: 4 204710

Start/End Date: Jan-16 / Oct-17

Type of Case: Filings

2016 Average Month: 2,039

2017 Average Month:2,005

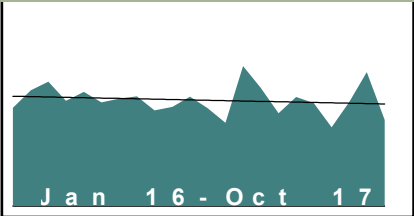
Jan-Oct 2016: 20,509

Jan-Oct 2017 : 20,048

Filings Trending: ↔

Overall AVG. Month: 2,024

Monthly Filings Summary



Jan --- Oct Filings

20,048

20,509

2017

2016

Filings by Division																
		Jan	Feb	Mar	Apr	May	Jun	Jul	Aug	Sep	Oct	Nov	Dec	Thru Oct	% Change	Total
Total	2017	1,590	2,673	2,262	1,775	2,083	1,970	1,504	1,986	2,559	1,646	-	-	20,048	-2.2%	20,048
	2016	1,878	2,211	2,377	2,011	2,183	1,982	2,055	2,094	1,825	1,893	2,089	1,872	20,509	▼	24,470
Civil	2017	475	667	610	505	470	452	356	380	560	341	-	-	4,816	-8.7%	4,816
	2016	468	577	585	560	571	500	510	494	502	510	471	417	5,277	▼	6,165
Criminal	2017	458	631	803	569	652	631	567	657	615	549	-	-	6,132	-7.7%	6,132
	2016	628	632	771	664	719	706	694	604	621	606	678	664	6,645	▼	7,987
Miscellaneous	2017	529	1,247	703	582	819	672	467	826	1,289	644	-	-	7,778	11.1%	7,778
	2016	663	733	880	635	752	626	704	806	542	661	825	708	7,002	▲	8,535
Other	2017	128	128	146	119	142	215	114	123	95	112	-	-	1,322	-16.6%	1,322
	2016	119	269	141	152	141	150	147	190	160	116	115	83	1,585	▼	1,783

Filings by Division & Case Category																
		Jan	Feb	Mar	Apr	May	Jun	Jul	Aug	Sep	Oct	Nov	Dec	Thru Oct	% Change	Total
Civil	Administrative Law	2017	-	6	1	3	-	-	2	-	8	4	-	24	118.2%	24
		2016	2	1	-	2	1	1	-	2	-	6	1	11	▲	18
	Contested Divorce	2017	98	121	129	101	91	75	66	57	54	58	-	850	-23.0%	850
		2016	94	115	116	127	126	112	103	107	105	99	96	1,104	▼	1,295
	Domestic and Family - Level 1	2017	30	39	38	44	31	44	24	33	46	29	-	358	6.9%	358
		2016	22	42	47	30	48	26	32	24	43	21	25	335	▲	380
	Domestic and Family - Level 2	2017	17	29	19	17	17	22	7	20	48	12	-	208	-6.3%	208
		2016	24	24	20	16	42	18	10	22	20	26	27	222	▼	261
	General Civil - Level 1	2017	1	2	5	1	3	6	5	4	4	2	-	33	-17.5%	33
		2016	3	6	4	2	4	3	2	7	5	4	4	40	▼	51
	General Civil - Level 2	2017	53	52	74	47	62	65	45	51	58	46	-	553	5.9%	553
		2016	51	65	55	57	55	52	50	41	41	55	38	522	▲	597
	General Civil - Level 3	2017	57	126	59	36	56	31	45	55	164	40	-	669	49.0%	669
		2016	34	44	38	41	53	47	47	57	38	50	36	449	▲	517
Criminal	Probates/Wills & Trusts - Level 1	2017	1	2	-	-	1	-	-	1	1	-	-	6	50.0%	6
		2016	-	1	1	1	-	-	-	-	1	-	-	4	▲	4
	Probates/Wills & Trusts - Level 2	2017	11	28	18	13	10	14	16	22	42	9	-	183	40.8%	183
		2016	14	17	16	18	7	10	10	13	12	13	22	130	▲	159
	Protective Orders	2017	-	-	1	1	-	-	1	-	5	-	-	8	100.0%	8
		2016	1	1	-	-	-	-	-	-	2	1	-	4	▲	5
	Uncontested Divorce	2017	207	262	266	242	199	195	146	136	135	136	-	1,924	-21.7%	1,924
		2016	223	261	288	266	235	231	256	221	236	239	216	2,456	▼	2,878
	Capital Murder	2017	-	-	-	-	-	-	-	-	-	-	-	0	-100.0%	0
		2016	1	-	-	2	-	-	-	-	-	-	-	3	▼	3
	Felonies and Related Matters	2017	300	417	558	367	460	395	369	402	401	366	-	4,035	-7.8%	4,035
		2016	432	422	487	432	505	461	446	401	401	391	422	4,378	▼	5,275
	Misdemeanor	2017	107	137	147	125	124	151	121	160	147	105	-	1,324	-3.5%	1,324
		2016	120	122	186	138	124	128	151	137	121	145	163	1,372	▼	1,645
Miscellaneous	Other Criminally Related Matters	2017	51	77	98	77	68	85	77	95	67	78	-	773	-13.3%	773
		2016	75	88	98	92	90	117	97	66	99	70	93	892	▼	1,064
	Miscellaneous	2017	529	1,247	703	582	819	672	467	826	1,289	644	-	7,778	11.1%	7,778
		2016	663	733	880	635	752	626	704	806	542	661	825	7,002	▲	8,535
	Other	2017	128	128	146	119	142	215	114	123	95	112	-	1,322	-16.6%	1,322
		2016	119	269	141	152	141	150	147	190	160	116	115	1,585	▼	1,783

January 2016 -- October 2017 Filings

Dashboard

Court: Isle of Wight Circuit

Start/End Date: Jan-16 / Oct-17

2016 Average Month: 164

Jan-Oct 2016: 1,625

Filings Trending: ↔

Circuit/Court ID: 5 205093

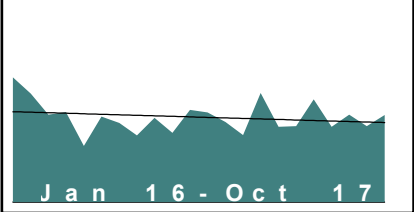
Type of Case: Filings

2017 Average Month:160

Jan-Oct 2017 : 1,596

Overall AVG. Month: 162

Monthly Filings Summary



Jan --- Oct Filings

1,596

1,625

2017

2016

Filings by Division																
		Jan	Feb	Mar	Apr	May	Jun	Jul	Aug	Sep	Oct	Nov	Dec	Thru Oct	% Change	Total
Total	2017	153	128	208	144	145	196	144	167	145	166	-	-	1,596	-1.8%	1,596
	2016	238	207	167	172	107	163	151	127	161	132	176	171	1,625	▼	1,972
Civil	2017	13	22	25	21	22	21	30	66	29	26	-	-	275	22.8%	275
	2016	17	32	27	20	20	20	15	33	15	25	20	19	224	▲	263
Criminal	2017	42	9	88	62	42	93	20	26	43	39	-	-	464	-20.1%	464
	2016	95	52	32	89	32	72	57	27	92	33	65	72	581	▼	718
Miscellaneous	2017	86	94	90	53	76	79	83	73	73	101	-	-	808	9.6%	808
	2016	115	117	95	58	48	65	70	54	47	68	81	80	737	▲	898
Other	2017	12	3	5	8	5	3	11	2	-	-	-	-	49	-41.0%	49
	2016	11	6	13	5	7	6	9	13	7	6	10	-	83	▼	93

Filings by Division & Case Category																
		Jan	Feb	Mar	Apr	May	Jun	Jul	Aug	Sep	Oct	Nov	Dec	Thru Oct	% Change	Total
Civil	Administrative Law	2017	-	-	-	1	-	-	-	-	-	-	-	1	-75.0%	1
		2016	-	-	3	-	-	-	1	-	-	1	-	4	▼	5
	Contested Divorce	2017	1	2	2	2	1	-	2	2	3	-	-	17	-43.3%	17
		2016	3	3	7	3	4	3	2	1	2	2	2	30	▼	34
	Domestic and Family - Level 1	2017	-	1	2	3	2	2	3	1	4	-	-	20	-20.0%	20
		2016	-	9	5	4	-	2	1	1	3	1	1	25	▼	27
	Domestic and Family - Level 2	2017	-	2	1	2	1	4	-	1	3	-	-	16	23.1%	16
		2016	1	2	1	1	1	2	3	-	1	-	1	13	▲	14
	General Civil - Level 1	2017	-	1	-	-	-	-	1	-	-	-	-	2	0.0%	2
		2016	-	-	-	-	-	-	1	1	-	-	-	2	↔	2
	General Civil - Level 2	2017	4	5	10	4	6	4	46	12	7	-	-	106	135.6%	106
		2016	5	4	3	2	6	3	9	1	10	5	7	45	▲	57
	General Civil - Level 3	2017	1	1	2	1	1	5	2	4	1	-	-	19	-9.5%	19
		2016	2	2	2	2	4	-	3	2	2	1	3	21	▼	25
Criminal	Probates/Wills & Trusts - Level 2	2017	-	1	2	-	1	1	-	2	-	-	-	9	-18.2%	9
		2016	-	3	-	1	1	2	-	2	1	3	-	11	▼	14
	Protective Orders	2017	-	-	-	-	-	-	1	-	-	-	-	1	1	1
		2016	-	-	-	-	-	-	-	-	-	-	-	0	↔	0
	Uncontested Divorce	2017	7	9	6	9	8	8	9	9	6	-	-	84	15.1%	84
		2016	6	9	6	7	6	6	11	8	6	7	5	73	▲	85
	Felonies and Related Matters	2017	34	6	57	45	28	65	20	26	25	-	-	322	-28.8%	322
		2016	89	28	18	81	17	59	18	76	18	53	62	452	▼	567
	Misdemeanor	2017	6	1	21	12	3	17	3	9	9	-	-	83	31.7%	83
		2016	4	7	9	5	6	9	6	5	7	10	6	63	▲	79
Miscellaneous	Other Criminally Related Matters	2017	2	2	10	5	11	11	4	8	5	-	-	59	-10.6%	59
		2016	2	17	5	3	9	4	4	9	10	2	4	66	▼	72
Other	Miscellaneous	2017	86	94	90	53	76	79	83	73	73	-	-	808	9.6%	808
		2016	115	117	95	58	48	65	70	54	47	81	80	737	▲	898
Other	Other	2017	12	3	5	8	5	3	11	2	-	-	-	49	-41.0%	49
		2016	11	6	13	5	7	6	9	13	7	10	-	83	▼	93

January 2016 -- October 2017 Filings

Dashboard

Court: Southampton Circuit

Start/End Date: Jan-16 / Oct-17

2016 Average Month: 167

Jan-Oct 2016: 1,714

Filings Trending: ▼

Circuit/Court ID: 5 205175

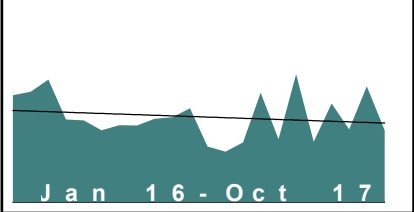
Type of Case: Filings

2017 Average Month:158

Jan-Oct 2017 : 1,583

Overall AVG. Month: 163

Monthly Filings Summary



Jan --- Oct Filings

1,583

1,714

2017

2016

Filings by Division																	
			Jan	Feb	Mar	Apr	May	Jun	Jul	Aug	Sep	Oct	Nov	Dec	Thru Oct	% Change	Total
Total	2017		96	114	209	120	244	115	188	139	221	137	-	-	1,583	-7.6%	1,583
	2016		204	211	234	158	156	137	147	146	159	162	179	106	1,714	▼	1,999
Civil	2017		18	14	18	21	24	23	16	16	24	7	-	-	181	-9.5%	181
	2016		14	44	25	15	13	19	21	18	14	17	11	8	200	▼	219
Criminal	2017		28	39	122	42	151	53	124	66	143	72	-	-	840	-5.8%	840
	2016		101	81	139	78	103	69	66	68	91	96	117	53	892	▼	1,062
Miscellaneous	2017		46	51	54	43	56	31	45	42	39	47	-	-	454	-16.8%	454
	2016		76	78	67	57	34	36	55	55	44	44	44	38	546	▼	628
Other	2017		4	10	15	14	13	8	3	15	15	11	-	-	108	42.1%	108
	2016		13	8	3	8	6	13	5	5	10	5	7	7	76	▲	90

Filings by Division & Case Category																	
			Jan	Feb	Mar	Apr	May	Jun	Jul	Aug	Sep	Oct	Nov	Dec	Thru Oct	% Change	Total
Civil	Administrative Law	2017	-	-	-	1	-	-	-	-	1	-	-	-	2	0.0%	2
		2016	-	1	-	-	-	1	-	-	-	-	-	-	2	↔	2
	Contested Divorce	2017	2	2	-	2	2	3	1	2	5	-	-	-	19	-38.7%	19
		2016	1	6	7	3	2	3	2	2	3	2	3	1	31	▼	35
	Domestic and Family - Level 1	2017	3	3	-	1	4	2	1	-	4	-	-	-	18	350.0%	18
		2016	-	-	1	-	-	1	2	-	-	-	-	-	4	▲	4
	Domestic and Family - Level 2	2017	1	-	-	-	3	1	-	-	1	-	-	-	6	-62.5%	6
		2016	-	16	-	-	-	-	-	-	-	-	-	-	16	▼	16
	General Civil - Level 1	2017	-	-	1	2	-	1	-	-	2	-	-	-	6	500.0%	6
		2016	-	-	-	-	-	-	-	-	1	-	-	-	1	▲	1
	General Civil - Level 2	2017	6	3	5	7	2	8	3	3	3	1	-	-	41	-18.0%	41
		2016	3	8	7	2	4	6	6	5	2	7	2	4	50	▼	56
	General Civil - Level 3	2017	1	4	5	1	6	2	6	1	2	-	-	-	28	-12.5%	28
		2016	3	10	3	2	2	1	3	7	1	-	3	1	32	▼	36
Probates/Wills & Trusts - Level 2	2017	-	-	-	-	-	-	-	1	-	-	-	-	1	0.0%	1	
	2016	-	-	-	-	-	-	-	1	-	-	1	-	1	↔	2	
Protective Orders	2017	-	-	-	-	-	1	-	-	1	-	-	-	2	100.0%	2	
	2016	-	-	1	-	-	-	-	-	-	-	-	-	1	▲	1	
Uncontested Divorce	2017	5	2	7	7	7	5	5	9	5	6	-	-	58	-6.5%	58	
	2016	7	3	6	8	5	7	8	3	7	8	2	2	62	▼	66	
Criminal	Felonies and Related Matters	2017	21	24	78	27	109	36	95	44	104	41	-	-	579	-13.5%	579
		2016	70	62	105	64	57	48	50	56	69	88	101	34	669	▼	804
	Misdemeanor	2017	2	13	23	8	23	10	18	17	27	22	-	-	163	6.5%	163
		2016	22	11	21	11	37	14	10	8	12	7	8	11	153	▲	172
	Other Criminally Related Matters	2017	5	2	21	7	19	7	11	5	12	9	-	-	98	40.0%	98
		2016	9	8	13	3	9	7	6	4	10	1	8	8	70	▲	86
Miscellaneous	2017	46	51	54	43	56	31	45	42	39	47	-	-	454	-16.8%	454	
	2016	76	78	67	57	34	36	55	55	44	44	44	38	546	▼	628	
Other	2017	4	10	15	14	13	8	3	15	15	11	-	-	108	42.1%	108	
	2016	13	8	3	8	6	13	5	5	10	5	7	7	76	▲	90	

January 2016 -- October 2017 Filings

Dashboard

Court: Suffolk Circuit

Start/End Date: Jan-16 / Oct-17

2016 Average Month: 474

Jan-Oct 2016: 4,744

Filings Trending: ▲

Circuit/Court ID: 5 205800

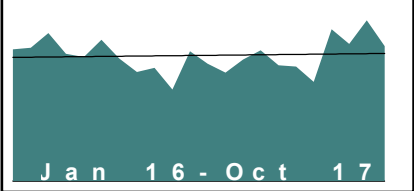
Type of Case: Filings

2017 Average Month:487

Jan-Oct 2017 : 4,868

Overall AVG. Month: 480

Monthly Filings Summary



Jan --- Oct Filings

4,868

4,744

2017

2016

Filings by Division																
		Jan	Feb	Mar	Apr	May	Jun	Jul	Aug	Sep	Oct	Nov	Dec	Thru Oct	% Change	Total
Total	2017	414	464	499	442	437	379	580	524	614	515	-	-	4,868	2.6%	4,868
	2016	503	509	565	486	474	539	468	417	433	350	496	448	4,744	▲	5,688
Civil	2017	70	61	79	60	62	60	69	78	68	66	-	-	673	6.7%	673
	2016	50	65	69	52	62	81	64	70	57	61	63	62	631	▲	756
Criminal	2017	199	231	224	250	240	155	333	195	354	247	-	-	2,428	-2.1%	2,428
	2016	251	258	301	294	267	295	242	191	236	146	282	204	2,481	▼	2,967
Miscellaneous	2017	143	171	193	127	135	163	130	196	152	161	-	-	1,571	-3.0%	1,571
	2016	201	186	194	138	144	162	161	155	136	142	149	181	1,619	▼	1,949
Other	2017	2	1	3	5	-	1	48	55	40	41	-	-	196	1,407.7%	196
	2016	1	-	1	2	1	1	1	1	4	1	2	1	13	▲	16

Filings by Division & Case Category																	
			Jan	Feb	Mar	Apr	May	Jun	Jul	Aug	Sep	Oct	Nov	Dec	Thru Oct	% Change	Total
Civil	Administrative Law	2017	-	-	-	1	-	-	-	-	1	-	-	-	2	-60.0%	2
		2016	1	-	-	1	-	-	-	1	2	-	-	-	5	▼	5
	Contested Divorce	2017	8	10	8	5	7	12	10	1	6	13	-	-	80	31.1%	80
		2016	4	6	10	7	4	6	8	7	4	5	12	5	61	▲	78
	Domestic and Family - Level 1	2017	7	3	-	4	3	5	-	4	4	1	-	-	31	-26.2%	31
		2016	1	10	3	3	3	7	8	4	1	2	1	5	42	▼	48
	Domestic and Family - Level 2	2017	11	5	11	9	7	3	11	12	5	5	-	-	79	14.5%	79
		2016	8	3	6	6	8	10	7	8	7	6	6	7	69	▲	82
	General Civil - Level 1	2017	1	1	1	-	1	1	-	1	3	2	-	-	11	83.3%	11
		2016	-	-	1	-	-	2	-	1	1	1	-	1	6	▲	7
	General Civil - Level 2	2017	12	16	27	15	13	15	15	22	20	21	-	-	176	10.0%	176
		2016	13	17	14	13	20	21	16	19	10	17	13	8	160	▲	181
General Civil - Level 3	2017	10	8	4	6	6	8	9	12	8	10	-	-	81	2.5%	81	
	2016	7	3	6	5	6	14	12	9	12	5	9	15	79	▲	103	
Probates/Wills & Trusts - Level 1	2017	-	-	1	-	-	-	2	1	-	-	-	-	4	300.0%	4	
	2016	1	-	-	-	-	-	-	-	-	-	-	1	1	▲	2	
Probates/Wills & Trusts - Level 2	2017	3	2	5	-	3	1	4	2	2	1	-	-	23	21.1%	23	
	2016	1	4	1	2	2	5	-	1	-	3	2	4	19	▲	25	
Uncontested Divorce	2017	18	16	22	20	22	15	18	23	19	13	-	-	186	-1.6%	186	
	2016	14	22	28	15	19	16	13	20	20	22	20	16	189	▼	225	
Criminal	Capital Murder	2017	-	-	-	-	-	-	-	-	-	-	-	-	0	-100.0%	0
		2016	-	-	4	-	1	-	-	-	-	-	-	-	5	▼	5
	Felonies and Related Matters	2017	126	178	139	179	158	107	224	149	240	176	-	-	1,676	-5.7%	1,676
		2016	163	186	195	212	205	235	175	132	184	91	213	156	1,778	▼	2,147
	Misdemeanor	2017	68	49	76	63	75	39	91	41	103	62	-	-	667	5.7%	667
		2016	85	69	95	72	54	52	58	53	48	45	57	45	631	▲	733
Other Criminally Related Matters	2017	5	4	9	8	7	9	18	5	11	9	-	-	85	26.9%	85	
	2016	3	3	7	10	7	8	9	6	4	10	12	3	67	▲	82	
Miscellaneous		2017	143	171	193	127	135	163	130	196	152	161	-	-	1,571	-3.0%	1,571
		2016	201	186	194	138	144	162	161	155	136	142	149	181	1,619	▼	1,949
Other		2017	2	1	3	5	-	1	48	55	40	41	-	-	196	1,407.7%	196
		2016	1	-	1	2	1	1	1	1	4	1	2	1	13	▲	16

January 2016 -- October 2017 Filings

Dashboard

Court: Brunswick Circuit

Start/End Date: Jan-16 / Oct-17

2016 Average Month: 96

Jan-Oct 2016: 957

Filings Trending: ▼

Circuit/Court ID: 6 206025

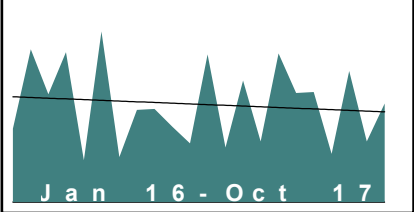
Type of Case: Filings

2017 Average Month:90

Jan-Oct 2017 : 900

Overall AVG. Month: 93

Monthly Filings Summary



Jan --- Oct Filings

900

2017

957

2016

Filings by Division																
		Jan	Feb	Mar	Apr	May	Jun	Jul	Aug	Sep	Oct	Nov	Dec	Thru Oct	% Change	Total
Total	2017	52	116	58	142	104	105	46	125	58	94	-	-	900	-6.0%	900
	2016	70	146	103	143	40	163	43	88	89	72	56	141	957	▼	1,154
Civil	2017	9	7	17	6	6	4	4	9	4	9	-	-	75	33.9%	75
	2016	5	4	13	3	5	4	8	4	6	4	7	7	56	▲	70
Criminal	2017	12	90	10	111	83	78	5	95	43	64	-	-	591	-7.4%	591
	2016	31	105	53	116	14	134	10	60	65	50	26	115	638	▼	779
Miscellaneous	2017	31	19	31	25	15	23	37	21	11	21	-	-	234	-8.6%	234
	2016	34	37	37	24	20	25	19	24	18	18	23	19	256	▼	298
Other	2017	-	-	-	-	-	-	-	-	-	-	-	-	0	-100.0%	0
	2016	-	-	-	-	1	-	6	-	-	-	-	-	7	▼	7

Filings by Division & Case Category																
		Jan	Feb	Mar	Apr	May	Jun	Jul	Aug	Sep	Oct	Nov	Dec	Thru Oct	% Change	Total
Civil	Administrative Law	2017	-	-	-	1	-	-	-	-	-	-	-	1	1	1
		2016	-	-	-	-	-	-	-	-	-	-	-	0	↔	0
	Contested Divorce	2017	2	-	1	-	2	1	1	1	1	-	-	10	0.0%	10
		2016	1	-	1	1	1	1	1	-	2	-	-	10	↔	10
	Domestic and Family - Level 1	2017	-	1	-	-	-	-	-	1	-	-	-	2	2	2
		2016	-	-	-	-	-	-	-	-	-	-	1	0	↔	1
	Domestic and Family - Level 2	2017	-	1	-	-	-	-	1	-	-	-	-	2	100.0%	2
		2016	-	-	1	-	-	-	-	-	-	-	1	1	▲	2
	General Civil - Level 1	2017	-	-	-	-	-	1	-	-	-	-	-	1	0.0%	1
		2016	-	-	-	-	-	1	-	-	-	-	-	1	↔	1
	General Civil - Level 2	2017	3	2	4	3	2	2	4	-	5	-	-	27	145.5%	27
		2016	2	1	2	1	-	2	2	1	-	2	4	11	▲	17
Criminal	General Civil - Level 3	2017	2	-	2	1	2	-	1	-	2	-	-	10	11.1%	10
		2016	1	1	-	1	2	-	-	3	1	-	-	9	▲	9
	Probates/Wills & Trusts - Level 2	2017	-	-	5	-	-	-	1	1	-	-	-	7	600.0%	7
		2016	-	-	-	-	1	-	-	-	-	1	-	1	▲	2
	Uncontested Divorce	2017	2	3	5	1	-	-	2	1	1	-	-	15	-34.8%	15
		2016	1	2	9	-	2	1	1	2	1	4	1	23	▼	28
	Felonies and Related Matters	2017	8	46	9	59	51	48	4	68	23	40	-	356	8.9%	356
		2016	13	40	45	75	3	49	8	28	37	29	12	327	▲	421
	Misdemeanor	2017	4	34	1	40	27	24	1	25	14	20	-	190	-28.3%	190
		2016	16	54	8	34	7	82	2	26	17	19	13	265	▼	307
	Other Criminally Related Matters	2017	-	10	-	12	5	6	-	2	6	4	-	45	-2.2%	45
		2016	2	11	-	7	4	3	-	6	11	2	1	46	▼	51
Miscellaneous		2017	31	19	31	25	15	23	37	21	11	21	-	234	-8.6%	234
		2016	34	37	37	24	20	25	19	24	18	18	23	256	▼	298
Other		2017	-	-	-	-	-	-	-	-	-	-	-	0	-100.0%	0
		2016	-	-	-	-	1	-	6	-	-	-	-	7	▼	7

January 2016 -- October 2017 Filings

Dashboard

Court: Greenville Circuit

Circuit/Court ID: 6 206081

Start/End Date: Jan-16 / Oct-17

Type of Case: Filings

2016 Average Month: 58

2017 Average Month:90

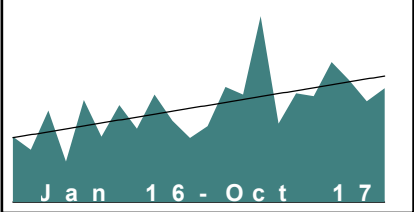
Jan-Oct 2016: 593

Jan-Oct 2017 : 900

Filings Trending: ▲

Overall AVG. Month: 73

Monthly Filings Summary



Jan --- Oct Filings

900

593

2017

2016

Filings by Division																
		Jan	Feb	Mar	Apr	May	Jun	Jul	Aug	Sep	Oct	Nov	Dec	Thru Oct	% Change	Total
Total	2017	88	82	142	60	83	81	107	93	77	87	-	-	900	51.8%	900
	2016	50	40	70	31	78	50	74	56	82	62	49	58	593	▲	700
Civil	2017	12	13	13	25	20	21	12	17	7	10	-	-	150	4.2%	150
	2016	15	15	21	8	12	18	18	18	9	10	16	16	144	▲	176
Criminal	2017	61	59	98	25	47	43	66	57	47	43	-	-	546	38.2%	546
	2016	29	21	44	17	61	24	50	33	68	48	31	37	395	▲	463
Miscellaneous	2017	3	3	8	6	5	10	24	18	12	29	-	-	118	126.9%	118
	2016	6	4	5	6	5	8	5	4	5	4	2	4	52	▲	58
Other	2017	12	7	23	4	11	7	5	1	11	5	-	-	86	4,200.0%	86
	2016	-	-	-	-	-	-	1	1	-	-	-	1	2	▲	3

Filings by Division & Case Category																	
			Jan	Feb	Mar	Apr	May	Jun	Jul	Aug	Sep	Oct	Nov	Dec	Thru Oct	% Change	Total
Civil	Administrative Law	2017	1	-	1	1	2	-	-	-	-	-	-	-	5	5	5
		2016	-	-	-	-	-	-	-	-	-	-	-	-	0	↔	0
	Contested Divorce	2017	1	3	1	2	4	1	-	1	-	1	-	-	14	-22.2%	14
		2016	3	3	-	-	2	1	2	3	1	3	1	1	18	▼	20
	Domestic and Family - Level 1	2017	-	1	4	3	-	-	-	1	1	-	-	-	10	-37.5%	10
		2016	3	-	2	1	2	4	-	4	-	-	2	-	16	▼	18
	Domestic and Family - Level 2	2017	-	-	-	1	-	1	-	-	-	-	-	-	2	-71.4%	2
		2016	-	-	4	-	-	-	-	3	-	-	-	-	7	▼	7
	General Civil - Level 1	2017	-	-	-	1	-	-	-	-	-	-	-	-	1	-83.3%	1
		2016	-	2	-	-	1	2	1	-	-	-	-	-	6	▼	6
	General Civil - Level 2	2017	2	3	5	2	7	7	6	3	1	2	-	-	38	-2.6%	38
		2016	2	6	4	1	4	5	6	5	4	2	5	5	39	▼	49
General Civil - Level 3	2017	3	2	-	13	5	8	1	8	2	-	-	-	42	68.0%	42	
	2016	5	2	5	2	3	4	2	-	-	2	4	4	25	▲	33	
Probates/Wills & Trusts - Level 2	2017	-	-	-	-	1	1	2	1	-	1	-	-	6	50.0%	6	
	2016	-	-	-	-	-	1	-	-	3	-	1	2	4	▲	7	
Uncontested Divorce	2017	5	4	2	2	1	3	3	3	3	6	-	-	32	10.3%	32	
	2016	2	2	6	4	-	1	7	3	1	3	3	4	29	▲	36	
Criminal	Capital Murder	2017	-	-	-	-	-	-	5	-	-	-	-	-	5	400.0%	5
		2016	-	-	-	-	1	-	-	-	-	-	-	-	1	▲	1
	Felonies and Related Matters	2017	50	37	67	14	29	32	45	29	33	24	-	-	360	33.3%	360
		2016	23	11	31	10	52	13	30	15	45	40	19	19	270	▲	308
	Misdemeanor	2017	9	21	29	9	17	9	14	24	12	13	-	-	157	57.0%	157
		2016	6	6	12	7	6	9	13	12	22	7	10	15	100	▲	125
	Other Criminally Related Matters	2017	2	1	2	2	1	2	2	4	2	6	-	-	24	0.0%	24
		2016	-	4	1	-	2	2	7	6	1	1	2	3	24	↔	29
	Miscellaneous	2017	3	3	8	6	5	10	24	18	12	29	-	-	118	126.9%	118
		2016	6	4	5	6	5	8	5	4	5	4	2	4	52	▲	58
	Other	2017	12	7	23	4	11	7	5	1	11	5	-	-	86	4,200.0%	86
		2016	-	-	-	-	-	-	1	1	-	-	-	1	2	▲	3

January 2016 -- October 2017 Filings

Dashboard

Court: Prince George Circuit

Circuit/Court ID: 6 206149

Start/End Date: Jan-16 / Oct-17

Type of Case: Filings

2016 Average Month: 167

2017 Average Month:167

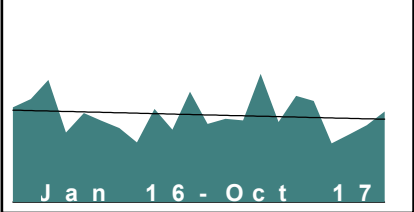
Jan-Oct 2016: 1,640

Jan-Oct 2017 : 1,670

Filings Trending: ⇌

Overall AVG. Month: 167

Monthly Filings Summary



Jan --- Oct Filings

1,670

1,640

2017

2016

Filings by Division																
		Jan	Feb	Mar	Apr	May	Jun	Jul	Aug	Sep	Oct	Nov	Dec	Thru Oct	% Change	Total
Total	2017	159	156	245	153	203	193	112	129	147	173	-	-	1,670	1.8%	1,670
	2016	181	197	233	133	170	155	141	114	178	138	211	149	1,640	▲	2,000
Civil	2017	18	14	30	27	39	28	16	24	26	29	-	-	251	17.8%	251
	2016	21	26	28	19	26	21	19	14	22	17	32	12	213	▲	257
Criminal	2017	58	70	128	50	87	102	32	31	59	58	-	-	675	9.8%	675
	2016	72	52	68	33	90	53	55	36	96	60	114	70	615	▲	799
Miscellaneous	2017	82	71	86	76	77	61	62	74	61	85	-	-	735	-8.9%	735
	2016	87	117	137	81	53	81	67	64	59	61	64	67	807	▼	938
Other	2017	1	1	1	-	-	2	2	-	1	1	-	-	9	80.0%	9
	2016	1	2	-	-	1	-	-	-	1	-	1	-	5	▲	6

Filings by Division & Case Category																
		Jan	Feb	Mar	Apr	May	Jun	Jul	Aug	Sep	Oct	Nov	Dec	Thru Oct	% Change	Total
Civil	Administrative Law	2017	-	-	1	2	-	1	-	-	1	-	-	6	6	6
		2016	-	-	-	-	-	-	-	-	-	-	-	0	⇌	0
	Contested Divorce	2017	3	1	9	4	5	2	4	5	4	-	-	40	5.3%	40
		2016	5	7	7	2	4	1	1	4	4	3	4	38	▲	44
	Domestic and Family - Level 1	2017	7	1	4	2	11	1	1	5	1	-	-	46	43.8%	46
		2016	6	6	5	2	6	2	1	-	4	-	21	32	▲	54
	Domestic and Family - Level 2	2017	-	1	-	1	2	4	-	3	-	-	-	14	27.3%	14
		2016	3	-	4	1	-	-	1	2	-	-	-	11	▲	11
	General Civil - Level 2	2017	1	3	4	1	3	5	-	2	8	2	-	29	-6.5%	29
		2016	2	4	3	4	-	4	3	5	3	4	3	31	▼	38
	General Civil - Level 3	2017	1	1	1	5	2	1	1	2	5	-	-	22	120.0%	22
		2016	-	1	2	-	1	2	1	1	2	-	3	10	▲	13
	Probates/Wills & Trusts - Level 1	2017	-	-	-	-	-	1	-	-	-	-	-	1	0.0%	1
		2016	-	-	-	-	-	-	-	-	1	-	-	1	⇌	1
Criminal	Probates/Wills & Trusts - Level 2	2017	1	-	-	1	1	2	2	2	-	1	-	10	42.9%	10
		2016	-	1	-	1	-	1	4	-	-	-	-	7	▲	7
	Protective Orders	2017	-	-	-	-	-	-	-	-	-	-	-	0	0	0
		2016	-	-	-	-	-	-	-	-	-	-	1	0	⇌	1
	Uncontested Divorce	2017	5	7	11	11	15	11	8	5	7	-	-	83	0.0%	83
		2016	5	7	7	9	15	11	8	4	7	10	3	83	⇌	88
	Capital Murder	2017	-	-	-	-	-	-	-	-	-	-	-	0	-100.0%	0
		2016	-	-	1	-	-	-	-	-	-	-	-	1	▼	1
	Felonies and Related Matters	2017	30	51	113	30	55	81	24	26	40	39	-	489	6.1%	489
		2016	63	37	49	20	69	38	38	28	79	40	40	461	▲	565
Miscellaneous	Misdemeanor	2017	27	13	13	16	29	19	5	3	18	18	-	161	26.8%	161
		2016	9	11	16	8	19	14	14	6	16	14	49	127	▲	203
	Other Criminally Related Matters	2017	1	6	2	4	3	2	3	2	1	1	-	25	-3.8%	25
		2016	-	4	2	5	2	1	3	2	1	6	1	26	▼	30
Other	Miscellaneous	2017	82	71	86	76	77	61	62	74	61	85	-	735	-8.9%	735
		2016	87	117	137	81	53	81	67	64	59	61	64	807	▼	938
Other	Other	2017	1	1	1	-	-	2	2	-	1	1	-	9	80.0%	9
		2016	1	2	-	-	1	-	-	-	1	-	1	5	▲	6


January 2016 -- October 2017 Filings

Dashboard

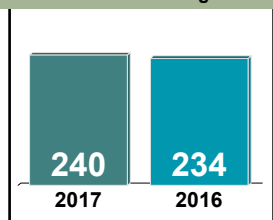
Court: Surry Circuit
Start/End Date: Jan-16 / Oct-17
2016 Average Month: 25
Jan-Oct 2016: 234
Filings Trending: ▲

Circuit/Court ID: 6 206181
Type of Case: Filings
2017 Average Month: 24
Jan-Oct 2017 : 240
Overall AVG. Month: 25

Monthly Filings Summary



Jan --- Oct Filings



Filings by Division

		Jan	Feb	Mar	Apr	May	Jun	Jul	Aug	Sep	Oct	Nov	Dec	Thru Oct	% Change	Total
Total	2017	38	27	24	21	19	21	14	18	41	17	-	-	240	2.6% ▲	240
	2016	21	22	31	15	16	21	31	23	30	24	34	32	234		300
Civil	2017	5	4	5	4	1	2	3	6	6	2	-	-	38	-13.6% ▼	38
	2016	4	2	4	7	4	6	4	3	3	7	8	2	44		54
Criminal	2017	10	1	1	3	5	4	-	-	11	-	-	-	35	-38.6% ▼	35
	2016	3	-	17	2	7	1	7	1	18	1	4	4	57		65
Miscellaneous	2017	23	22	18	14	13	15	10	12	24	15	-	-	166	24.8% ▲	166
	2016	14	20	10	6	5	14	20	19	9	16	22	26	133		181
Other	2017	-	-	-	-	-	-	1	-	-	-	-	-	1	1 ↔	1
	2016	-	-	-	-	-	-	-	-	-	-	-	-	0		0

Filings by Division & Case Category

		Jan	Feb	Mar	Apr	May	Jun	Jul	Aug	Sep	Oct	Nov	Dec	Thru Oct	% Change	Total
Civil	Administrative Law	2017	1	-	-	-	-	-	-	-	-	-	-	1	1	1
		2016	-	-	-	-	-	-	-	-	-	-	-	0	↔	0
	Contested Divorce	2017	1	1	1	1	-	1	1	-	-	-	-	6	-40.0% ▼	6
		2016	3	-	1	1	-	1	-	-	4	-	1	10		11
	Domestic and Family - Level 1	2017	-	-	2	-	-	-	-	-	-	-	-	2	100.0% ▲	2
		2016	-	-	-	-	1	-	-	-	-	-	-	1		1
	Domestic and Family - Level 2	2017	-	-	-	-	-	-	-	-	1	-	-	1	-50.0% ▼	1
		2016	-	-	-	-	1	-	-	1	-	1	-	2		3
	General Civil - Level 1	2017	-	-	-	-	-	-	-	-	-	-	-	0	-100.0% ▼	0
		2016	-	-	-	1	-	-	-	-	-	-	-	1		1
	General Civil - Level 2	2017	2	2	1	1	-	1	1	2	-	-	-	11	57.1% ▲	11
		2016	-	-	1	1	1	2	1	-	-	2	-	7		9
Criminal	General Civil - Level 3	2017	-	1	-	-	-	1	3	1	1	-	-	7	-41.7% ▼	7
		2016	-	1	2	3	2	1	1	1	-	-	-	12		12
	Probates/Wills & Trusts - Level 2	2017	-	-	-	-	-	-	-	1	-	-	-	1	0.0% ↔	1
		2016	-	1	-	-	-	-	-	-	-	-	-	1		1
	Uncontested Divorce	2017	1	-	1	2	1	1	1	2	-	-	-	9	-10.0% ▼	9
		2016	1	-	-	1	-	2	1	1	3	5	1	10		16
	Felonies and Related Matters	2017	8	1	1	3	5	2	-	10	-	-	-	30	-34.8% ▼	30
		2016	2	-	16	1	7	-	7	11	1	3	4	46		53
	Misdemeanor	2017	1	-	-	-	-	2	-	1	-	-	-	4	-55.6% ▼	4
		2016	-	-	1	1	-	1	-	6	-	-	-	9		9
	Other Criminally Related Matters	2017	1	-	-	-	-	-	-	-	-	-	-	1	-50.0% ▼	1
		2016	1	-	-	-	-	-	-	1	-	1	-	2		3
Miscellaneous		2017	23	22	18	14	13	15	10	12	24	15	-	166	24.8% ▲	166
		2016	14	20	10	6	5	14	20	19	9	16	22	133		181
Other		2017	-	-	-	-	-	1	-	-	-	-	-	1	1 ↔	1
		2016	-	-	-	-	-	-	-	-	-	-	-	0		0

January 2016 -- October 2017 Filings

Dashboard

Court: Sussex Circuit

Circuit/Court ID: 6 206183

Start/End Date: Jan-16 / Oct-17

Type of Case: Filings

2016 Average Month: 49

2017 Average Month:48

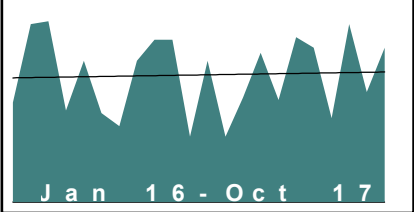
Jan-Oct 2016: 505

Jan-Oct 2017 : 484

Filings Trending: ▼

Overall AVG. Month: 49

Monthly Filings Summary



Jan --- Oct Filings

484

505

2017

2016

Filings by Division																
		Jan	Feb	Mar	Apr	May	Jun	Jul	Aug	Sep	Oct	Nov	Dec	Thru Oct	% Change	Total
Total	2017	25	40	57	39	63	59	32	68	42	59	-	-	484	-4.2%	484
	2016	38	68	69	35	54	34	29	54	62	62	25	54	505	▼	584
Civil	2017	5	10	3	3	-	2	6	7	3	5	-	-	44	-33.3%	44
	2016	-	3	12	5	4	6	4	19	9	4	3	4	66	▼	73
Criminal	2017	12	14	28	20	39	34	17	33	21	38	-	-	256	-8.6%	256
	2016	19	48	34	9	36	20	11	18	36	49	4	41	280	▼	325
Miscellaneous	2017	8	16	26	16	24	23	9	28	18	16	-	-	184	16.5%	184
	2016	19	17	23	20	14	8	14	17	17	9	17	9	158	▲	184
Other	2017	-	-	-	-	-	-	-	-	-	-	-	-	0	-100.0%	0
	2016	-	-	-	1	-	-	-	-	-	-	1	-	1	▼	2

Filings by Division & Case Category																
		Jan	Feb	Mar	Apr	May	Jun	Jul	Aug	Sep	Oct	Nov	Dec	Thru Oct	% Change	Total
Civil	Administrative Law	2017	-	-	-	1	-	-	-	1	-	-	-	2	2	2
		2016	-	-	-	-	-	-	-	-	-	-	-	0	↔	0
	Contested Divorce	2017	-	2	-	-	-	-	2	-	-	-	-	4	-55.6%	4
		2016	-	-	3	2	1	1	-	-	1	-	1	9	▼	10
	Domestic and Family - Level 2	2017	-	-	-	-	-	4	-	-	1	-	-	5	5	5
		2016	-	-	-	-	-	-	-	-	-	-	-	0	↔	0
	General Civil - Level 1	2017	1	-	-	-	-	-	-	-	-	-	-	1	1	1
		2016	-	-	-	-	-	-	-	-	-	-	-	0	↔	0
	General Civil - Level 2	2017	2	3	2	2	-	1	2	1	3	-	-	17	-15.0%	17
		2016	-	-	6	1	2	1	3	2	4	1	1	20	▼	21
Criminal	General Civil - Level 3	2017	-	2	1	-	-	1	-	3	-	-	-	7	-70.8%	7
		2016	-	2	-	-	1	-	17	3	1	2	1	24	▼	27
	Probates/Wills & Trusts - Level 2	2017	-	-	-	-	-	-	-	-	-	-	-	0	-100.0%	0
		2016	-	-	2	-	1	-	-	-	-	-	1	3	▼	4
	Uncontested Divorce	2017	2	3	-	-	-	-	1	1	1	-	-	8	-20.0%	8
		2016	-	1	1	2	-	3	-	2	1	1	-	10	▼	11
	Felonies and Related Matters	2017	8	5	19	10	26	21	10	16	12	26	-	153	-8.4%	153
		2016	14	37	19	7	19	11	2	8	25	25	3	167	▼	188
	Misdemeanor	2017	4	6	8	5	12	10	4	15	5	11	-	80	-5.9%	80
Miscellaneous		2016	4	8	11	1	11	7	8	6	11	18	-	85	▼	103
	Other Criminally Related Matters	2017	-	3	1	5	1	3	3	2	4	1	-	23	-17.9%	23
		2016	1	3	4	1	6	2	1	4	-	6	1	28	▼	34
	Miscellaneous	2017	8	16	26	16	24	23	9	28	18	16	-	184	16.5%	184
		2016	19	17	23	20	14	8	14	17	17	9	17	158	▲	184
	Other	2017	-	-	-	-	-	-	-	-	-	-	-	0	-100.0%	0
		2016	-	-	-	1	-	-	-	-	-	1	-	1	▼	2

January 2016 -- October 2017 Filings

Dashboard

Court: Hopewell Circuit

Start/End Date: Jan-16 / Oct-17

2016 Average Month: 125

Jan-Oct 2016: 1,291

Filings Trending: ▼

Circuit/Court ID: 6 206670

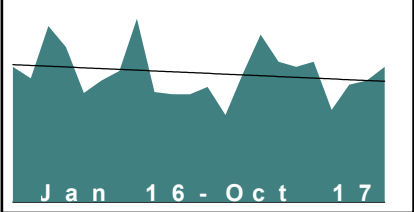
Type of Case: Filings

2017 Average Month:121

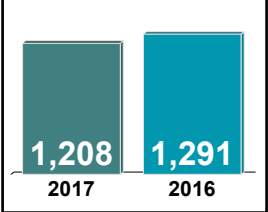
Jan-Oct 2017 : 1,208

Overall AVG. Month: 123

Monthly Filings Summary



Jan --- Oct Filings



Filings by Division																
		Jan	Feb	Mar	Apr	May	Jun	Jul	Aug	Sep	Oct	Nov	Dec	Thru Oct	% Change	Total
Total	2017	83	123	160	134	129	134	88	112	116	129	-	-	1,208	-6.4%	1,208
	2016	129	118	168	148	104	116	125	175	105	103	103	110	1,291	▼	1,504
Civil	2017	18	21	19	24	11	19	18	22	20	15	-	-	187	-10.5%	187
	2016	17	22	38	19	17	16	21	18	18	23	20	26	209	▼	255
Criminal	2017	34	68	81	69	93	90	44	61	74	77	-	-	691	-7.4%	691
	2016	79	54	85	87	63	72	70	124	57	55	56	49	746	▼	851
Miscellaneous	2017	30	34	60	40	25	25	25	29	22	37	-	-	327	-2.4%	327
	2016	33	42	45	42	24	28	33	33	30	25	27	35	335	▼	397
Other	2017	1	-	-	1	-	-	1	-	-	-	-	-	3	200.0%	3
	2016	-	-	-	-	-	-	1	-	-	-	-	-	1	▲	1

Filings by Division & Case Category																	
			Jan	Feb	Mar	Apr	May	Jun	Jul	Aug	Sep	Oct	Nov	Dec	Thru Oct	% Change	Total
Civil	Administrative Law	2017	-	-	-	-	-	1	-	-	-	-	-	-	1	0.0%	1
		2016	-	-	-	-	-	-	-	1	-	-	-	-	1	↔	1
	Contested Divorce	2017	2	3	3	3	1	-	1	-	1	5	-	-	19	-5.0%	19
		2016	2	1	3	3	2	2	2	1	4	-	-	-	20	▼	20
	Domestic and Family - Level 1	2017	4	1	4	7	-	3	4	2	6	-	-	-	31	-41.5%	31
		2016	4	9	13	6	7	4	-	-	3	7	10	11	53	▼	74
	Domestic and Family - Level 2	2017	-	-	1	3	1	2	-	1	-	-	-	-	8	-27.3%	8
		2016	-	-	2	-	1	1	1	5	1	-	1	1	11	▼	13
	General Civil - Level 1	2017	3	1	-	-	-	-	-	-	-	-	-	-	4	4	4
		2016	-	-	-	-	-	-	-	-	-	-	-	-	0	↔	0
	General Civil - Level 2	2017	3	5	2	-	1	5	5	4	7	4	-	-	36	-7.7%	36
		2016	3	7	6	4	1	3	1	2	4	8	3	5	39	▼	47
	General Civil - Level 3	2017	1	7	3	1	3	4	2	4	3	1	-	-	29	3.6%	29
		2016	3	2	7	4	1	3	4	3	-	1	-	-	28	▲	28
Probates/Wills & Trusts - Level 1	2017	-	-	-	-	-	-	-	-	-	-	-	-	0	-100.0%	0	
	2016	-	-	-	-	-	-	-	-	-	1	-	1	1	▼	2	
Probates/Wills & Trusts - Level 2	2017	1	1	-	-	1	-	-	4	1	-	-	-	8	-27.3%	8	
	2016	4	-	-	2	1	2	-	1	1	-	1	1	11	▼	13	
Protective Orders	2017	-	-	1	1	1	-	1	2	1	-	-	-	7	250.0%	7	
	2016	-	-	1	-	-	-	-	-	-	1	4	4	2	▲	10	
Uncontested Divorce	2017	4	3	5	9	3	4	5	5	1	5	-	-	44	2.3%	44	
	2016	1	3	6	-	4	1	12	6	5	5	1	3	43	▲	47	
Criminal	Capital Murder	2017	-	-	-	2	-	-	-	-	-	-	-	-	2	2	2
		2016	-	-	-	-	-	-	-	-	-	-	-	-	0	↔	0
	Felonies and Related Matters	2017	19	50	48	46	59	70	31	39	60	44	-	-	466	-11.4%	466
		2016	61	43	58	61	36	47	39	103	35	43	39	33	526	▼	598
	Misdemeanor	2017	12	16	33	21	31	19	13	21	14	32	-	-	212	1.4%	212
		2016	18	9	26	24	25	24	29	21	21	12	16	12	209	▲	237
	Other Criminally Related Matters	2017	3	2	-	-	3	1	-	1	-	1	-	-	11	0.0%	11
		2016	-	2	1	2	2	1	2	-	1	-	1	4	11	↔	16
	Miscellaneous	2017	30	34	60	40	25	25	25	29	22	37	-	-	327	-2.4%	327
		2016	33	42	45	42	24	28	33	33	30	25	27	35	335	▼	397
Other	2017	1	-	-	1	-	-	1	-	-	-	-	-	3	200.0%	3	
	2016	-	-	-	-	-	-	1	-	-	-	-	-	1	▲	1	

January 2016 -- October 2017 Filings

Dashboard

Court: Newport News Circuit

Start/End Date: Jan-16 / Oct-17

2016 Average Month: 773

Jan-Oct 2016: 7,886

Filings Trending: ↔

Circuit/Court ID: 7 207700

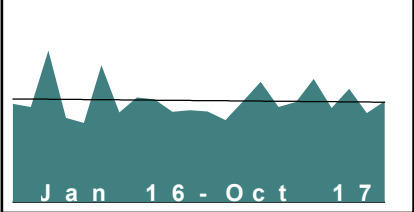
Type of Case: Filings

2017 Average Month: 778

Jan-Oct 2017 : 7,780

Overall AVG. Month: 775

Monthly Filings Summary



Jan --- Oct Filings

7,780

7,886

2017

2016

Filings by Division																
		Jan	Feb	Mar	Apr	May	Jun	Jul	Aug	Sep	Oct	Nov	Dec	Thru Oct	% Change	Total
Total	2017	625	771	918	727	766	941	719	864	680	769	-	-	7,780	-1.3%	7,780
	2016	751	727	1,158	644	603	1,045	684	799	785	690	701	692	7,886	▼	9,279
Civil	2017	124	154	174	175	172	154	150	180	147	148	-	-	1,578	-0.6%	1,578
	2016	112	210	177	158	145	162	125	159	174	165	147	150	1,587	▼	1,884
Criminal	2017	262	328	382	314	329	492	376	392	300	341	-	-	3,516	-2.6%	3,516
	2016	331	160	620	249	262	632	323	375	366	292	303	291	3,610	▼	4,204
Miscellaneous	2017	201	263	331	203	216	241	167	250	197	237	-	-	2,306	-5.5%	2,306
	2016	286	322	336	214	177	236	212	237	213	208	225	233	2,441	▼	2,899
Other	2017	38	26	31	35	49	54	26	42	36	43	-	-	380	53.2%	380
	2016	22	35	25	23	19	15	24	28	32	25	26	18	248	▲	292

Filings by Division & Case Category																
		Jan	Feb	Mar	Apr	May	Jun	Jul	Aug	Sep	Oct	Nov	Dec	Thru Oct	% Change	Total
Civil	Administrative Law	2017	1	-	-	-	-	1	1	-	-	-	-	3	-62.5%	3
		2016	-	-	1	-	-	-	2	2	3	-	1	8	▼	9
	Contested Divorce	2017	7	23	21	15	13	17	17	22	24	-	-	170	-1.2%	170
		2016	15	14	23	15	16	16	25	22	11	15	17	172	▼	204
	Domestic and Family - Level 1	2017	4	19	16	22	23	19	36	30	16	-	-	195	-6.7%	195
		2016	4	20	32	21	22	20	11	16	37	26	16	209	▼	251
	Domestic and Family - Level 2	2017	4	4	2	5	13	6	5	6	1	-	-	48	-12.7%	48
		2016	5	4	5	4	3	10	9	8	5	5	5	55	▼	65
	General Civil - Level 1	2017	7	5	8	44	11	5	6	7	6	-	-	104	-29.3%	104
		2016	7	34	6	38	6	6	7	10	30	5	6	147	▼	158
	General Civil - Level 2	2017	38	36	30	26	40	56	31	35	34	-	-	358	15.5%	358
		2016	29	33	26	24	26	34	41	38	33	32	27	310	▲	369
	General Civil - Level 3	2017	21	27	25	26	21	11	25	42	27	-	-	258	28.4%	258
		2016	14	34	23	12	13	29	13	20	24	19	33	201	▲	256
Criminal	Probates/Wills & Trusts - Level 1	2017	-	-	-	-	-	-	-	-	-	-	-	0	-100.0%	0
		2016	-	1	-	-	1	-	1	-	1	-	-	4	▼	4
	Probates/Wills & Trusts - Level 2	2017	1	-	-	-	1	-	-	1	-	-	-	3	-25.0%	3
		2016	-	1	-	1	-	-	1	-	1	-	-	4	▼	4
	Protective Orders	2017	6	2	5	4	6	2	5	6	-	4	-	40	17.6%	40
		2016	2	7	2	5	6	1	2	3	3	2	7	34	▲	43
	Uncontested Divorce	2017	35	38	67	33	44	38	34	38	34	-	-	399	-9.9%	399
		2016	36	62	59	38	52	47	37	37	35	40	38	443	▼	521
Miscellaneous	Felonies and Related Matters	2017	163	171	237	183	218	286	239	194	166	-	-	2,050	-3.8%	2,050
		2016	183	36	437	134	102	425	185	224	228	177	172	2,132	▼	2,481
	Misdemeanor	2017	48	78	87	77	53	110	90	113	64	-	-	807	2.4%	807
		2016	103	47	104	58	74	138	75	73	47	75	48	788	▲	911
	Other Criminally Related Matters	2017	51	79	58	54	58	96	47	85	70	-	-	659	-4.5%	659
		2016	45	77	79	57	86	69	63	78	91	51	71	690	▼	812
Other	Miscellaneous	2017	201	263	331	203	216	241	167	250	197	-	-	2,306	-5.5%	2,306
		2016	286	322	336	214	177	236	212	237	213	225	233	2,441	▼	2,899
Other	Other	2017	38	26	31	35	49	54	26	42	36	-	-	380	53.2%	380
		2016	22	35	25	23	19	15	24	28	32	25	18	248	▲	292

January 2016 -- October 2017 Filings

Dashboard

Court: Hampton Circuit

Start/End Date: Jan-16 / Oct-17

2016 Average Month: 693

Jan-Oct 2016: 7,015

Filings Trending: ▲

Circuit/Court ID: 8 208650

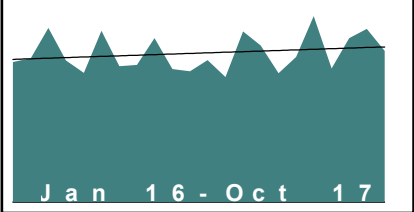
Type of Case: Filings

2017 Average Month: 732

Jan-Oct 2017 : 7,324

Overall AVG. Month: 711

Monthly Filings Summary



Jan --- Oct Filings

7,324

7,015

2017

2016

Filings by Division																
		Jan	Feb	Mar	Apr	May	Jun	Jul	Aug	Sep	Oct	Nov	Dec	Thru Oct	% Change	Total
Total	2017	597	815	748	615	692	888	638	783	826	722	-	-	7,324	4.4%	7,324
	2016	668	687	831	676	616	818	648	654	782	635	624	678	7,015	▲	8,317
Civil	2017	87	120	122	116	130	119	108	130	128	120	-	-	1,180	-5.0%	1,180
	2016	123	134	111	125	109	143	119	135	132	111	105	109	1,242	▼	1,456
Criminal	2017	284	430	323	270	323	531	300	401	442	319	-	-	3,623	10.6%	3,623
	2016	276	252	376	320	323	411	310	311	399	297	300	289	3,275	▲	3,864
Miscellaneous	2017	189	216	257	183	196	186	193	192	206	223	-	-	2,041	2.3%	2,041
	2016	222	242	288	172	150	201	189	169	197	165	183	232	1,995	▲	2,410
Other	2017	37	49	46	46	43	52	37	60	50	60	-	-	480	-4.6%	480
	2016	47	59	56	59	34	63	30	39	54	62	36	48	503	▼	587

Filings by Division & Case Category																
		Jan	Feb	Mar	Apr	May	Jun	Jul	Aug	Sep	Oct	Nov	Dec	Thru Oct	% Change	Total
Civil	Administrative Law	2017	-	1	-	-	1	1	1	-	-	-	-	4	-55.6%	4
		2016	-	-	1	1	1	-	1	2	3	-	-	9	▼	9
	Contested Divorce	2017	8	21	11	20	16	12	13	16	17	-	-	144	-2.0%	144
		2016	9	10	17	18	19	12	21	16	7	9	16	147	▼	172
	Domestic and Family - Level 1	2017	9	13	18	17	17	16	9	39	10	-	-	166	-22.1%	166
		2016	12	20	23	32	14	26	14	37	18	35	14	213	▼	262
	Domestic and Family - Level 2	2017	1	8	7	4	2	3	3	5	5	-	-	42	-41.7%	42
		2016	31	5	4	2	7	3	10	3	5	7	1	72	▼	80
	General Civil - Level 1	2017	3	1	1	-	3	2	1	-	1	-	-	13	44.4%	13
		2016	-	1	-	-	1	1	-	2	2	1	1	9	▲	11
	General Civil - Level 2	2017	27	28	28	17	24	32	28	24	20	-	-	261	8.8%	261
		2016	24	28	12	22	28	37	30	25	16	25	34	240	▲	299
Criminal	General Civil - Level 3	2017	9	4	10	11	20	13	7	12	10	-	-	116	-23.7%	116
		2016	10	13	11	8	13	21	12	29	10	6	8	152	▼	166
	Probates/Wills & Trusts - Level 1	2017	-	-	-	1	-	2	-	3	2	-	-	9	28.6%	9
		2016	1	1	1	-	1	1	-	1	-	-	1	7	▲	8
	Probates/Wills & Trusts - Level 2	2017	3	5	4	6	7	10	3	6	7	-	-	58	48.7%	58
		2016	4	8	3	5	4	4	5	2	2	1	6	39	▲	46
	Uncontested Divorce	2017	27	39	43	40	41	28	31	54	25	-	-	367	3.7%	367
		2016	32	48	39	37	22	37	37	34	32	21	28	354	▲	403
	Capital Murder	2017	1	-	-	-	1	1	-	-	-	-	-	3	3	3
		2016	-	-	-	-	-	-	-	-	-	-	-	0	↔	0
	Felonies and Related Matters	2017	181	260	189	153	189	251	152	245	299	-	-	2,076	3.1%	2,076
		2016	173	165	226	209	193	264	186	187	244	175	147	2,014	▲	2,336
	Misdemeanor	2017	55	93	81	42	80	163	81	81	73	-	-	833	9.2%	833
		2016	47	63	98	62	75	107	64	79	100	72	87	763	▲	922
	Other Criminally Related Matters	2017	47	77	53	75	53	116	67	75	70	-	-	711	42.8%	711
		2016	56	24	52	49	55	40	60	45	55	53	55	498	▲	606
Miscellaneous	2017	189	216	257	183	196	186	193	192	206	223	-	-	2,041	2.3%	2,041
	2016	222	242	288	172	150	201	189	169	197	165	183	232	1,995	▲	2,410
Other	2017	37	49	46	46	43	52	37	60	50	60	-	-	480	-4.6%	480
	2016	47	59	56	59	34	63	30	39	54	62	36	48	503	▼	587

January 2016 -- October 2017 Filings

Dashboard

Court: Charles City Circuit

Circuit/Court ID: 9 209036

Start/End Date: Jan-16 / Oct-17

Type of Case: Filings

2016 Average Month: 36

2017 Average Month:28


Jan-Oct 2016: 395

Jan-Oct 2017 : 281

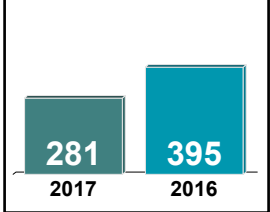
Filings Trending: ▼

Overall AVG. Month: 33

Monthly Filings Summary



Jan --- Oct Filings



Filings by Division																
		Jan	Feb	Mar	Apr	May	Jun	Jul	Aug	Sep	Oct	Nov	Dec	Thru Oct	% Change	Total
Total	2017	16	29	34	37	33	32	21	28	34	17	-	-	281	-28.9%	281
	2016	47	46	34	29	122	17	27	25	19	29	18	21	395	▼	434
Civil	2017	6	9	3	9	2	3	5	7	5	1	-	-	50	51.5%	50
	2016	1	5	5	3	1	5	5	4	1	3	1	4	33	▲	38
Criminal	2017	1	5	4	7	14	12	6	6	14	2	-	-	71	-64.9%	71
	2016	22	20	12	4	102	3	9	7	10	13	4	3	202	▼	209
Miscellaneous	2017	9	14	27	21	14	17	9	14	15	14	-	-	154	4.1%	154
	2016	24	21	16	20	11	8	13	14	8	13	13	14	148	▲	175
Other	2017	-	1	-	-	3	-	1	1	-	-	-	-	6	-50.0%	6
	2016	-	-	1	2	8	1	-	-	-	-	-	-	12	▼	12

Filings by Division & Case Category																
		Jan	Feb	Mar	Apr	May	Jun	Jul	Aug	Sep	Oct	Nov	Dec	Thru Oct	% Change	Total
Civil	Administrative Law	2017	-	-	-	1	-	-	-	-	-	-	-	1	0.0%	1
		2016	-	-	-	-	-	1	-	-	-	-	-	1	↔	1
	Contested Divorce	2017	-	1	-	-	-	1	-	2	-	-	-	4	4	4
		2016	-	-	-	-	-	-	-	-	-	-	1	0	↔	1
	Domestic and Family - Level 1	2017	-	-	-	-	-	1	-	-	-	-	-	1	0.0%	1
		2016	-	-	-	-	1	-	-	-	-	-	-	1	↔	1
	Domestic and Family - Level 2	2017	-	-	-	-	-	-	-	1	-	-	-	1	0.0%	1
		2016	-	-	-	-	-	-	-	-	1	-	-	1	↔	1
	General Civil - Level 1	2017	-	1	-	1	-	-	-	-	-	-	-	2	100.0%	2
		2016	-	-	-	-	-	-	-	-	1	-	-	1	▲	1
	General Civil - Level 2	2017	3	3	-	2	1	-	3	3	-	-	-	16	45.5%	16
		2016	1	-	2	2	-	1	2	1	-	-	1	11	▲	12
	General Civil - Level 3	2017	2	1	3	1	-	1	-	4	1	-	-	13	30.0%	13
		2016	-	3	2	-	2	2	1	-	-	-	-	10	▲	10
Criminal	Probates/Wills & Trusts - Level 2	2017	-	1	-	1	-	1	-	-	-	-	-	3	3	3
		2016	-	-	-	-	-	-	-	-	-	-	-	0	↔	0
	Protective Orders	2017	-	-	-	-	-	-	-	-	-	-	-	0	-100.0%	0
		2016	-	-	1	-	-	-	-	-	-	-	-	1	▼	1
	Uncontested Divorce	2017	1	2	-	4	-	1	-	1	-	-	-	9	28.6%	9
		2016	-	2	-	1	-	1	1	-	1	1	2	7	▲	10
	Felonies and Related Matters	2017	-	3	4	2	6	6	3	10	1	-	-	40	-18.4%	40
		2016	2	7	4	2	9	3	4	5	9	3	2	49	▼	54
	Misdemeanor	2017	1	2	-	4	6	6	1	1	4	-	-	25	-82.9%	25
Miscellaneous		2016	20	13	6	2	91	-	5	2	4	3	1	146	▼	147
	Other Criminally Related Matters	2017	-	-	-	1	2	-	-	2	-	1	-	6	-14.3%	6
		2016	-	-	2	-	2	-	1	1	1	1	-	7	▼	8
	Miscellaneous	2017	9	14	27	21	14	17	9	14	15	-	-	154	4.1%	154
		2016	24	21	16	20	11	8	13	14	8	13	14	148	▲	175
	Other	2017	-	1	-	-	3	-	1	1	-	-	-	6	-50.0%	6
		2016	-	-	1	2	8	1	-	-	-	-	-	12	▼	12

January 2016 -- October 2017 Filings

Dashboard

Court: Gloucester Circuit

Start/End Date: Jan-16 / Oct-17

2016 Average Month: 230

Jan-Oct 2016: 2,344

Filings Trending: ▼

Circuit/Court ID: 9 209073

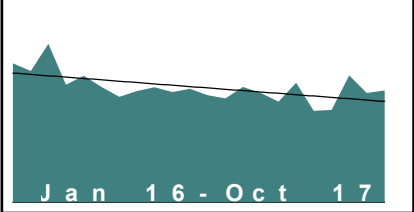
Type of Case: Filings

2017 Average Month:206

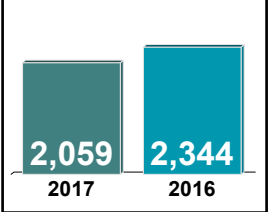
Jan-Oct 2017 : 2,059

Overall AVG. Month: 219

Monthly Filings Summary



Jan --- Oct Filings



Filings by Division																	
			Jan	Feb	Mar	Apr	May	Jun	Jul	Aug	Sep	Oct	Nov	Dec	Thru Oct	% Change	Total
Total	2017	198	220	208	192	228	174	176	242	208	213	-	-	2,059	-12.2%	2,059	
	2016	265	250	302	224	241	220	201	212	219	210	216	204	2,344	▼	2,764	
Civil	2017	23	19	26	48	31	26	27	52	31	31	-	-	314	-10.0%	314	
	2016	31	40	63	38	30	27	32	35	27	26	23	33	349	▼	405	
Criminal	2017	64	62	75	49	100	53	52	73	72	62	-	-	662	-15.1%	662	
	2016	93	61	77	71	124	73	54	75	85	67	91	52	780	▼	923	
Miscellaneous	2017	81	103	83	76	72	71	76	90	76	98	-	-	826	-12.4%	826	
	2016	118	117	139	84	62	90	94	67	85	87	83	92	943	▼	1,118	
Other	2017	30	36	24	19	25	24	21	27	29	22	-	-	257	-5.5%	257	
	2016	23	32	23	31	25	30	21	35	22	30	19	27	272	▼	318	

Filings by Division & Case Category																	
			Jan	Feb	Mar	Apr	May	Jun	Jul	Aug	Sep	Oct	Nov	Dec	Thru Oct	% Change	Total
Civil	Contested Divorce	2017	6	-	2	1	3	3	5	7	5	1	-	-	33	-36.5%	33
		2016	4	5	13	2	4	8	3	5	6	2	2	6	52	▼	60
	Domestic and Family - Level 1	2017	-	-	4	6	1	5	1	21	9	5	-	-	52	20.9%	52
		2016	9	5	6	-	6	2	1	11	-	3	1	6	43	▲	50
	Domestic and Family - Level 2	2017	3	-	2	3	-	-	1	1	1	-	-	-	11	-26.7%	11
		2016	-	2	5	1	2	1	2	-	1	1	3	1	15	▼	19
	General Civil - Level 1	2017	-	-	-	-	-	-	1	-	-	1	-	-	2	100.0%	2
		2016	-	-	-	-	-	-	-	-	-	1	-	-	1	▲	1
	General Civil - Level 2	2017	2	1	6	9	5	8	6	11	6	2	-	-	56	-21.1%	56
		2016	5	6	17	5	5	5	14	3	5	6	2	10	71	▼	83
	General Civil - Level 3	2017	2	1	1	20	13	6	1	1	-	7	-	-	52	20.9%	52
		2016	3	3	1	24	1	-	2	3	5	1	4	1	43	▲	48
	Probates/Wills & Trusts - Level 1	2017	-	-	-	-	-	1	-	-	-	-	-	-	1	1	1
		2016	-	-	-	-	-	-	-	-	-	-	-	-	0	↔	0
Probates/Wills & Trusts - Level 2	2017	1	-	1	1	-	1	-	-	3	2	-	-	9	12.5%	9	
	2016	-	1	2	-	-	1	2	1	1	-	1	2	8	▲	11	
Protective Orders	2017	1	1	1	1	-	-	-	-	1	-	-	-	5	400.0%	5	
	2016	-	-	-	1	-	-	-	-	-	-	-	-	1	▲	1	
Uncontested Divorce	2017	8	16	9	7	9	2	12	11	6	13	-	-	93	-19.1%	93	
	2016	10	18	19	5	12	10	8	12	9	12	10	7	115	▼	132	
Criminal	Felonies and Related Matters	2017	45	38	60	30	56	36	30	27	43	31	-	-	396	-22.0%	396
		2016	65	37	44	47	84	47	35	44	57	48	59	25	508	▼	592
	Misdemeanor	2017	17	15	13	12	38	14	17	39	26	25	-	-	216	-1.8%	216
		2016	27	20	21	18	36	26	13	23	23	13	26	24	220	▼	270
	Other Criminally Related Matters	2017	2	9	2	7	6	3	5	7	3	6	-	-	50	-3.8%	50
		2016	1	4	12	6	4	-	6	8	5	6	6	3	52	▼	61
Miscellaneous	2017	81	103	83	76	72	71	76	90	76	98	-	-	826	-12.4%	826	
	2016	118	117	139	84	62	90	94	67	85	87	83	92	943	▼	1,118	
Other	2017	30	36	24	19	25	24	21	27	29	22	-	-	257	-5.5%	257	
	2016	23	32	23	31	25	30	21	35	22	30	19	27	272	▼	318	

January 2016 -- October 2017 Filings

Dashboard

Court: King & Queen Circuit

Circuit/Court ID: 9 209097

Start/End Date: Jan-16 / Oct-17

Type of Case: Filings

2016 Average Month: 30

2017 Average Month:34

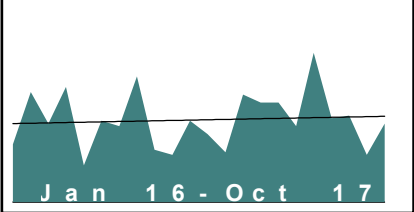
Jan-Oct 2016: 298

Jan-Oct 2017 : 335

Filings Trending: ▲

Overall AVG. Month: 31

Monthly Filings Summary



Jan --- Oct Filings

335

298

2017

2016

Filings by Division																
		Jan	Feb	Mar	Apr	May	Jun	Jul	Aug	Sep	Oct	Nov	Dec	Thru Oct	% Change	Total
Total	2017	19	41	38	38	29	57	32	33	18	30	-	-	335	12.4%	335
	2016	22	42	30	44	14	31	29	48	20	18	31	26	298	▲	355
Civil	2017	4	4	14	3	4	5	6	2	3	3	-	-	48	-2.0%	48
	2016	2	7	6	5	4	2	7	9	4	3	2	5	49	▼	56
Criminal	2017	3	24	11	26	11	38	12	16	6	14	-	-	161	47.7%	161
	2016	6	14	9	23	3	17	10	17	5	5	6	6	109	▲	121
Miscellaneous	2017	12	11	13	8	14	14	14	15	9	13	-	-	123	-10.2%	123
	2016	14	21	14	16	7	12	12	20	11	10	23	14	137	▼	174
Other	2017	-	2	-	1	-	-	-	-	-	-	-	-	3	0.0%	3
	2016	-	-	1	-	-	-	-	2	-	-	-	1	3	↔	4

Filings by Division & Case Category																	
			Jan	Feb	Mar	Apr	May	Jun	Jul	Aug	Sep	Oct	Nov	Dec	Thru Oct	% Change	Total
Civil	Contested Divorce	2017	-	1	1	-	-	1	3	-	-	-	-	-	6	50.0%	6
		2016	-	1	1	-	1	-	-	1	-	-	-	1	4	▲	5
	Domestic and Family - Level 1	2017	-	-	-	-	-	-	1	-	-	-	-	-	1	-66.7%	1
		2016	-	-	-	2	1	-	-	-	-	-	-	-	3	▼	3
	Domestic and Family - Level 2	2017	-	-	-	-	-	-	-	-	-	-	-	-	0	-100.0%	0
		2016	-	-	-	-	-	-	-	-	1	-	-	-	1	▼	1
	General Civil - Level 2	2017	1	1	1	1	1	-	-	1	1	-	-	-	7	-22.2%	7
		2016	-	1	2	2	-	1	1	-	2	-	-	2	9	▼	11
	General Civil - Level 3	2017	3	-	10	1	3	4	1	-	1	1	-	-	24	26.3%	24
		2016	1	3	-	-	-	1	5	7	-	2	2	1	19	▲	22
	Probates/Wills & Trusts - Level 1	2017	-	-	-	-	-	-	-	-	-	-	-	-	0	-100.0%	0
		2016	-	1	-	-	-	-	-	-	-	-	-	-	1	▼	1
Probates/Wills & Trusts - Level 2	2017	-	-	-	-	-	-	-	-	-	-	1	-	1	-50.0%	1	
	2016	-	-	1	-	1	-	-	-	-	-	-	-	2	▼	2	
Uncontested Divorce	2017	-	2	2	1	-	-	1	1	1	1	-	-	9	-10.0%	9	
	2016	1	1	2	1	1	-	1	1	1	1	-	1	10	▼	11	
Criminal	Felonies and Related Matters	2017	1	20	9	21	7	24	10	14	2	6	-	-	114	60.6%	114
		2016	3	9	5	18	2	11	7	10	2	4	5	2	71	▲	78
	Misdemeanor	2017	1	4	1	5	4	13	1	1	3	3	-	-	36	63.6%	36
		2016	1	4	1	5	-	3	2	4	2	-	1	2	22	▲	25
Other Criminally Related Matters	2017	1	-	1	-	-	1	1	1	1	5	-	-	11	-31.3%	11	
	2016	2	1	3	-	1	3	1	3	1	1	-	2	16	▼	18	
Miscellaneous		2017	12	11	13	8	14	14	14	15	9	13	-	-	123	-10.2%	123
		2016	14	21	14	16	7	12	12	20	11	10	23	14	137	▼	174
Other		2017	-	2	-	1	-	-	-	-	-	-	-	3	0.0%	3	
		2016	-	-	1	-	-	-	-	2	-	-	-	1	3	↔	4

January 2016 -- October 2017 Filings

Dashboard

Court: King William Circuit

Start/End Date: Jan-16 / Oct-17

2016 Average Month: 76

Jan-Oct 2016: 774

Filings Trending: ▼

Circuit/Court ID: 9 209101

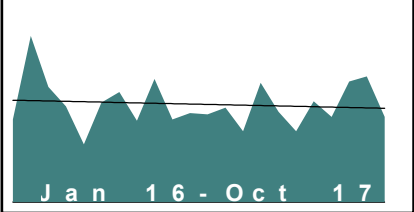
Type of Case: Filings

2017 Average Month:74

Jan-Oct 2017 : 735

Overall AVG. Month: 75

Monthly Filings Summary



Jan --- Oct Filings

735

2017

774

2016

Filings by Division																
		Jan	Feb	Mar	Apr	May	Jun	Jul	Aug	Sep	Oct	Nov	Dec	Thru Oct	% Change	Total
Total	2017	72	54	91	69	54	77	65	92	96	65	-	-	735	-5.0%	735
	2016	63	127	88	73	44	76	84	62	94	63	68	67	774	▼	909
Civil	2017	12	11	7	11	16	13	10	11	12	5	-	-	108	14.9%	108
	2016	8	6	10	8	5	15	6	14	15	7	11	7	94	▲	112
Criminal	2017	25	11	19	18	6	31	27	52	55	13	-	-	257	2.0%	257
	2016	7	64	34	27	5	30	30	7	41	7	13	23	252	▲	288
Miscellaneous	2017	35	32	65	40	32	31	28	29	29	47	-	-	368	-12.8%	368
	2016	47	56	44	36	33	30	48	41	38	49	43	36	422	▼	501
Other	2017	-	-	-	-	-	2	-	-	-	-	-	-	2	-66.7%	2
	2016	1	1	-	2	1	1	-	-	-	-	1	1	6	▼	8

Filings by Division & Case Category																	
			Jan	Feb	Mar	Apr	May	Jun	Jul	Aug	Sep	Oct	Nov	Dec	Thru Oct	% Change	Total
Civil	Administrative Law	2017	-	-	-	-	-	-	-	1	-	-	-	-	1	1	1
		2016	-	-	-	-	-	-	-	-	-	-	-	-	0	↔	0
	Contested Divorce	2017	3	1	-	1	1	3	2	-	2	-	-	-	13	0.0%	13
		2016	1	1	3	1	-	2	-	2	3	-	1	-	13	↔	14
	Domestic and Family - Level 1	2017	1	1	1	-	3	3	4	1	1	2	-	-	17	13.3%	17
		2016	1	1	2	1	-	1	-	4	3	2	1	2	15	▲	18
	Domestic and Family - Level 2	2017	1	-	1	-	-	1	-	-	2	-	-	-	5	25.0%	5
		2016	-	-	-	-	-	2	-	-	1	1	-	1	4	▲	5
	General Civil - Level 1	2017	-	-	-	-	-	-	1	-	-	-	-	-	1	-50.0%	1
		2016	-	-	-	1	-	-	-	-	1	-	-	-	2	▼	2
	General Civil - Level 2	2017	1	3	2	1	3	3	1	4	2	-	-	-	20	0.0%	20
		2016	1	2	1	2	-	4	3	4	2	1	4	1	20	↔	25
	General Civil - Level 3	2017	1	-	1	1	3	2	1	2	1	1	-	-	13	18.2%	13
		2016	1	1	1	-	1	3	-	1	-	3	2	2	11	▲	15
Probates/Wills & Trusts - Level 2	2017	-	-	-	1	1	-	-	-	-	-	-	-	2	2	2	
	2016	-	-	-	-	-	-	-	-	-	-	-	-	0	↔	0	
Protective Orders	2017	1	-	-	-	-	-	-	-	-	-	-	-	1	1	1	
	2016	-	-	-	-	-	-	-	-	-	-	-	-	0	↔	0	
Uncontested Divorce	2017	4	6	2	7	5	1	1	3	4	2	-	-	35	20.7%	35	
	2016	4	1	3	3	4	3	3	3	5	-	3	1	29	▲	33	
Criminal	Capital Murder	2017	-	-	-	-	-	-	-	-	-	-	-	-	0	-100.0%	0
		2016	-	1	-	-	-	-	-	-	-	-	-	-	1	▼	1
	Felonies and Related Matters	2017	23	3	10	14	1	19	20	38	44	9	-	-	181	-6.7%	181
		2016	-	56	22	22	1	28	28	1	32	4	8	17	194	▼	219
	Misdemeanor	2017	2	7	8	2	5	11	2	11	10	1	-	-	59	25.5%	59
		2016	4	7	11	5	4	1	2	4	6	3	3	5	47	▲	55
	Other Criminally Related Matters	2017	-	1	1	2	-	1	5	3	1	3	-	-	17	70.0%	17
		2016	3	-	1	-	-	1	-	2	3	-	2	1	10	▲	13
	Miscellaneous	2017	35	32	65	40	32	31	28	29	29	47	-	-	368	-12.8%	368
		2016	47	56	44	36	33	30	48	41	38	49	43	36	422	▼	501
	Other	2017	-	-	-	-	-	2	-	-	-	-	-	-	2	-66.7%	2
		2016	1	1	-	2	1	1	-	-	-	-	1	1	6	▼	8

January 2016 -- October 2017 Filings

Dashboard

Court: Mathews Circuit

Start/End Date: Jan-16 / Oct-17

2016 Average Month: 38

Jan-Oct 2016: 391

Filings Trending: ▲

Circuit/Court ID: 9 209115

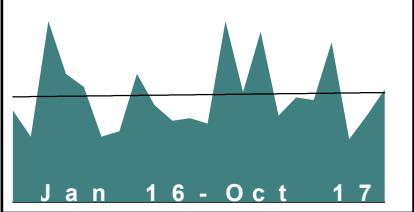
Type of Case: Filings

2017 Average Month:45

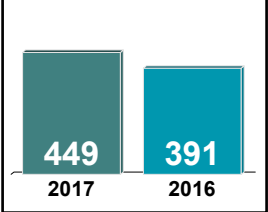
Jan-Oct 2017 : 449

Overall AVG. Month: 41

Monthly Filings Summary



Jan --- Oct Filings



Filings by Division																
		Jan	Feb	Mar	Apr	May	Jun	Jul	Aug	Sep	Oct	Nov	Dec	Thru Oct	% Change	Total
Total	2017	69	42	65	33	40	39	61	24	33	43	-	-	449	14.8%	449
	2016	35	25	69	49	44	25	27	49	37	31	32	30	391	▲	453
Civil	2017	3	9	10	8	4	11	8	4	4	9	-	-	70	20.7%	70
	2016	7	2	4	5	7	4	10	5	6	8	1	4	58	▲	63
Criminal	2017	47	15	21	5	12	12	31	6	7	13	-	-	169	5.6%	169
	2016	4	-	38	31	26	3	2	32	22	2	10	7	160	▲	177
Miscellaneous	2017	19	18	34	20	24	16	22	13	21	21	-	-	208	20.9%	208
	2016	24	23	26	13	11	18	15	12	9	21	21	19	172	▲	212
Other	2017	-	-	-	-	-	-	-	1	1	-	-	-	2	100.0%	2
	2016	-	-	1	-	-	-	-	-	-	-	-	-	1	▲	1

Filings by Division & Case Category																
		Jan	Feb	Mar	Apr	May	Jun	Jul	Aug	Sep	Oct	Nov	Dec	Thru Oct	% Change	Total
Civil	Administrative Law	2017	-	-	-	-	-	1	-	-	-	-	-	1	-50.0%	1
		2016	-	-	-	1	-	-	-	-	1	-	-	2	▼	2
	Contested Divorce	2017	-	1	-	-	1	1	-	1	-	-	-	4	-33.3%	4
		2016	-	-	-	-	2	2	1	-	1	-	2	6	▼	8
	Domestic and Family - Level 1	2017	-	4	5	-	1	5	1	-	2	-	-	18	350.0%	18
		2016	-	-	1	-	-	1	1	-	-	1	-	4	▲	5
	Domestic and Family - Level 2	2017	-	-	2	-	-	1	-	-	-	-	-	3	-25.0%	3
		2016	-	-	-	-	1	1	-	1	1	-	-	4	▼	4
	General Civil - Level 1	2017	-	-	-	-	-	-	-	-	-	-	-	0	-100.0%	0
		2016	-	-	-	-	1	-	-	-	-	-	-	1	▼	1
	General Civil - Level 2	2017	-	1	1	3	-	1	1	3	4	-	-	15	25.0%	15
		2016	2	-	2	2	-	2	1	1	2	-	1	12	▲	13
	General Civil - Level 3	2017	1	-	1	-	-	1	-	-	-	-	-	4	-50.0%	4
		2016	3	2	1	-	-	1	-	-	1	-	-	8	▼	8
Criminal	Probates/Wills & Trusts - Level 1	2017	-	-	-	-	-	-	-	-	-	-	-	0	0	0
		2016	-	-	-	-	-	-	-	-	-	-	1	0	↔	1
	Probates/Wills & Trusts - Level 2	2017	-	1	-	1	-	1	-	-	2	-	-	5	66.7%	5
		2016	1	-	-	-	-	2	-	-	-	-	-	3	▲	3
	Protective Orders	2017	-	-	-	1	1	1	-	-	-	-	-	4	300.0%	4
		2016	-	-	-	-	1	-	-	-	-	-	-	1	▲	1
	Uncontested Divorce	2017	2	2	1	3	2	2	2	-	1	-	-	16	-5.9%	16
		2016	1	-	-	2	3	-	2	3	4	-	-	17	▼	17
	Felonies and Related Matters	2017	42	10	18	3	11	4	4	4	7	-	-	131	6.5%	131
		2016	-	-	32	31	13	1	30	13	2	3	2	123	▲	128
Miscellaneous	Misdemeanor	2017	3	3	3	1	1	7	3	2	3	-	-	32	39.1%	32
		2016	1	-	5	-	11	-	-	6	-	4	5	23	▲	32
	Other Criminally Related Matters	2017	2	2	-	1	-	1	-	-	-	-	-	6	-57.1%	6
		2016	3	-	1	-	2	2	2	3	-	3	-	14	▼	17
Other	Miscellaneous	2017	19	18	34	20	24	16	22	13	21	-	-	208	20.9%	208
		2016	24	23	26	13	11	18	15	12	9	21	19	172	▲	212
Other	Other	2017	-	-	-	-	-	-	1	1	-	-	-	2	100.0%	2
		2016	-	-	1	-	-	-	-	-	-	-	-	1	▲	1

January 2016 -- October 2017 Filings

Dashboard

Court: Middlesex Circuit

Start/End Date: Jan-16 / Oct-17

2016 Average Month: 60

Jan-Oct 2016: 607

Filings Trending: ▼

Circuit/Court ID: 9 209119

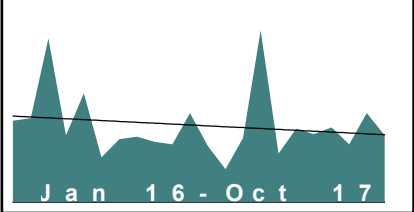
Type of Case: Filings

2017 Average Month:57

Jan-Oct 2017 : 570

Overall AVG. Month: 59

Monthly Filings Summary



Jan --- Oct Filings

570

607

2017

2016

Filings by Division																
		Jan	Feb	Mar	Apr	May	Jun	Jul	Aug	Sep	Oct	Nov	Dec	Thru Oct	% Change	Total
Total	2017	25	49	131	37	56	52	57	44	68	51	-	-	570	-6.1%	570
	2016	62	64	125	51	83	34	48	50	46	44	68	43	607	▼	718
Civil	2017	7	4	13	17	18	8	8	5	7	6	-	-	93	-2.1%	93
	2016	8	5	11	9	16	8	8	9	9	12	18	11	95	▼	124
Criminal	2017	4	29	86	8	14	24	24	13	36	21	-	-	259	-7.8%	259
	2016	26	19	89	23	56	10	16	14	20	8	33	15	281	▼	329
Miscellaneous	2017	14	15	30	12	24	19	25	26	23	24	-	-	212	-3.2%	212
	2016	26	38	22	18	11	16	22	27	15	24	17	17	219	▼	253
Other	2017	-	1	2	-	-	1	-	-	2	-	-	-	6	-50.0%	6
	2016	2	2	3	1	-	-	2	-	2	-	-	-	12	▼	12

Filings by Division & Case Category																
		Jan	Feb	Mar	Apr	May	Jun	Jul	Aug	Sep	Oct	Nov	Dec	Thru Oct	% Change	Total
Civil	Administrative Law	2017	-	1	-	-	-	-	-	-	-	-	-	1	0.0%	1
		2016	1	-	-	-	-	-	-	-	-	-	-	1	↔	1
	Contested Divorce	2017	2	-	-	1	2	2	-	1	1	-	-	11	57.1%	11
		2016	1	-	2	-	1	-	-	-	2	3	2	7	▲	12
	Domestic and Family - Level 1	2017	-	-	-	1	6	-	-	-	2	-	-	9	-25.0%	9
		2016	-	-	2	1	-	-	-	4	5	3	-	12	▼	15
	Domestic and Family - Level 2	2017	-	-	-	1	1	1	-	1	-	-	-	4	33.3%	4
		2016	-	-	-	-	2	-	1	-	-	-	-	3	▲	3
	General Civil - Level 2	2017	2	3	2	4	-	2	1	2	1	-	-	17	-15.0%	17
		2016	1	3	3	1	1	2	4	1	3	2	1	20	▼	23
	General Civil - Level 3	2017	-	-	7	8	8	2	-	-	-	-	-	25	13.6%	25
		2016	1	-	1	1	13	2	1	1	1	8	2	22	▲	32
	Probates/Wills & Trusts - Level 1	2017	-	-	-	-	-	-	-	-	-	-	-	0	0	0
		2016	-	-	-	-	-	-	-	-	-	1	-	0	↔	1
Criminal	Probates/Wills & Trusts - Level 2	2017	-	-	1	-	-	-	-	-	-	-	-	1	-80.0%	1
		2016	2	-	-	1	-	2	-	-	-	-	-	5	▼	5
	Protective Orders	2017	-	-	-	-	1	-	-	-	-	-	-	1	-80.0%	1
		2016	-	-	-	2	-	-	1	1	1	-	-	5	▼	5
	Uncontested Divorce	2017	3	-	3	2	-	3	4	3	2	-	-	24	20.0%	24
		2016	2	2	3	3	1	1	4	2	-	1	6	20	▲	27
Criminal	Felonies and Related Matters	2017	3	22	74	2	9	15	6	31	11	-	-	189	-5.5%	189
		2016	14	10	68	20	42	4	11	17	4	17	8	200	▼	225
	Misdemeanor	2017	1	5	12	3	3	9	5	5	8	-	-	57	-17.4%	57
		2016	10	6	19	2	13	4	5	4	4	16	7	69	▼	92
	Other Criminally Related Matters	2017	-	2	-	3	2	-	3	1	2	-	-	13	8.3%	13
		2016	2	3	2	1	1	2	-	1	-	-	-	12	▲	12
Miscellaneous		2017	14	15	30	12	24	19	25	26	23	-	-	212	-3.2%	212
		2016	26	38	22	18	11	16	22	27	15	17	17	219	▼	253
Other		2017	-	1	2	-	-	1	-	2	-	-	-	6	-50.0%	6
		2016	2	2	3	1	-	2	-	2	-	-	-	12	▼	12

January 2016 -- October 2017 Filings

Dashboard

Court: New Kent Circuit

Circuit/Court ID: 9 209127

Start/End Date: Jan-16 / Oct-17

Type of Case: Filings

2016 Average Month: 118

2017 Average Month:115

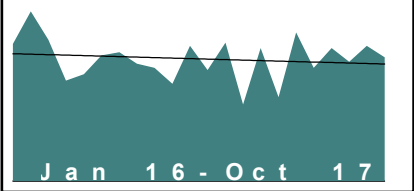
Jan-Oct 2016: 1,182

Jan-Oct 2017 : 1,150

Filings Trending: ▼

Overall AVG. Month: 117

Monthly Filings Summary



Jan --- Oct Filings

1,150

1,182

2017

2016

Filings by Division																
		Jan	Feb	Mar	Apr	May	Jun	Jul	Aug	Sep	Oct	Nov	Dec	Thru Oct	% Change	Total
Total	2017	132	73	127	80	142	108	127	114	129	118	-	-	1,150	-2.7%	1,150
	2016	131	162	135	96	102	120	123	112	108	93	129	106	1,182	▼	1,417
Civil	2017	11	7	16	16	21	18	11	18	14	18	-	-	150	13.6%	150
	2016	13	15	11	9	8	17	18	14	12	15	11	13	132	▲	156
Criminal	2017	51	22	27	18	38	42	27	29	35	25	-	-	314	-19.3%	314
	2016	36	47	55	30	43	37	36	44	41	20	65	50	389	▼	504
Miscellaneous	2017	51	40	55	45	46	45	52	60	50	62	-	-	506	-12.5%	506
	2016	72	88	67	48	35	53	64	49	49	53	44	40	578	▼	662
Other	2017	19	4	29	1	37	3	37	7	30	13	-	-	180	116.9%	180
	2016	10	12	2	9	16	13	5	5	6	5	9	3	83	▲	95

Filings by Division & Case Category																
		Jan	Feb	Mar	Apr	May	Jun	Jul	Aug	Sep	Oct	Nov	Dec	Thru Oct	% Change	Total
Civil	Administrative Law	2017	-	-	1	-	-	-	-	-	-	-	-	1	1	1
		2016	-	-	-	-	-	-	-	-	-	-	-	0	↔	0
	Contested Divorce	2017	1	-	3	1	2	1	2	3	2	1	-	16	-15.8%	16
		2016	5	1	1	1	-	4	3	2	2	-	2	19	▼	21
	Domestic and Family - Level 1	2017	3	1	-	5	4	6	-	1	-	-	-	20	81.8%	20
		2016	-	2	-	3	-	-	3	2	1	5	-	11	▲	16
	Domestic and Family - Level 2	2017	1	-	1	1	-	-	1	2	2	-	-	8	60.0%	8
		2016	-	-	-	1	1	-	1	-	1	1	2	5	▲	8
	General Civil - Level 1	2017	-	-	1	-	-	-	-	-	-	-	-	1	0.0%	1
		2016	-	-	-	-	-	-	1	-	-	-	-	1	↔	1
	General Civil - Level 2	2017	2	2	4	3	2	3	8	7	8	-	-	42	44.8%	42
		2016	5	3	1	-	2	2	7	2	3	4	1	29	▲	30
	General Civil - Level 3	2017	3	-	4	3	9	3	2	2	3	-	-	29	52.6%	29
		2016	1	3	3	-	2	1	2	-	2	5	1	19	▲	22
Criminal	Probates/Wills & Trusts - Level 1	2017	-	-	-	-	-	-	-	-	-	-	-	0	-100.0%	0
		2016	-	-	-	-	-	-	1	-	-	-	-	1	▼	1
	Probates/Wills & Trusts - Level 2	2017	-	-	-	-	2	-	2	-	-	-	-	4	33.3%	4
		2016	1	-	-	-	-	1	-	-	1	-	-	3	▲	3
	Protective Orders	2017	-	-	-	-	-	-	-	1	1	-	-	2	2	2
		2016	-	-	-	-	-	-	-	-	-	-	-	0	↔	0
	Uncontested Divorce	2017	1	4	2	3	2	5	2	3	2	3	-	27	-38.6%	27
		2016	1	6	6	4	3	9	5	4	3	3	2	44	▼	54
	Capital Murder	2017	-	-	-	-	-	-	-	-	-	-	-	0	0	0
		2016	-	-	-	-	-	-	-	-	-	-	1	0	↔	1
Criminal	Felonies and Related Matters	2017	37	14	17	11	21	32	18	24	21	17	-	212	-15.5%	212
		2016	21	28	41	21	28	24	25	26	24	13	39	251	▼	327
	Misdemeanor	2017	9	8	9	5	12	9	8	4	13	5	-	82	-30.5%	82
		2016	15	16	12	9	14	8	11	11	15	7	26	118	▼	154
Criminal	Other Criminally Related Matters	2017	5	-	1	2	5	1	1	1	1	3	-	20	0.0%	20
		2016	-	3	2	-	1	5	-	7	2	-	2	20	↔	22
Miscellaneous		2017	51	40	55	45	46	45	52	60	50	62	-	506	-12.5%	506
		2016	72	88	67	48	35	53	64	49	49	53	44	578	▼	662
Other		2017	19	4	29	1	37	3	37	7	30	13	-	180	116.9%	180
		2016	10	12	2	9	16	13	5	5	6	5	9	83	▲	95

January 2016 -- October 2017 Filings

Dashboard

Court: York Circuit

Start/End Date: Jan-16 / Oct-17

2016 Average Month: 299

Jan-Oct 2016: 3,005

Filings Trending: ▼

Circuit/Court ID: 9 209199

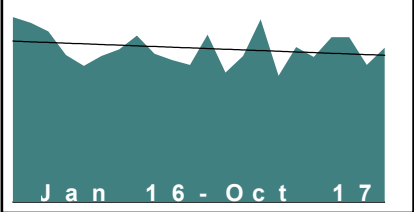
Type of Case: Filings

2017 Average Month:288

Jan-Oct 2017 : 2,876

Overall AVG. Month: 294

Monthly Filings Summary



Jan --- Oct Filings

2,876

3,005

2017

2016

Filings by Division																
		Jan	Feb	Mar	Apr	May	Jun	Jul	Aug	Sep	Oct	Nov	Dec	Thru Oct	% Change	Total
Total	2017	247	279	349	241	296	277	315	315	262	295	-	-	2,876	-4.3%	2,876
	2016	353	342	326	281	260	279	292	318	283	271	262	320	3,005	▼	3,587
Civil	2017	34	45	65	52	61	49	43	49	51	71	-	-	520	8.1%	520
	2016	39	56	55	42	56	55	48	48	36	46	36	62	481	▲	579
Criminal	2017	64	109	134	59	112	122	134	129	86	81	-	-	1,030	10.3%	1,030
	2016	100	85	98	96	79	90	56	107	136	87	72	130	934	▲	1,136
Miscellaneous	2017	146	123	148	130	122	105	138	136	122	142	-	-	1,312	-16.9%	1,312
	2016	214	199	171	142	125	133	186	162	111	136	152	127	1,579	▼	1,858
Other	2017	3	2	2	-	1	1	-	1	3	1	-	-	14	27.3%	14
	2016	-	2	2	1	-	1	2	1	-	2	2	1	11	▲	14

Filings by Division & Case Category																	
			Jan	Feb	Mar	Apr	May	Jun	Jul	Aug	Sep	Oct	Nov	Dec	Thru Oct	% Change	Total
Civil	Administrative Law	2017	1	-	-	-	-	-	-	-	-	-	-	-	1	-75.0%	1
		2016	-	1	-	-	1	-	-	1	1	-	-	-	4	▼	4
	Contested Divorce	2017	3	8	8	4	10	5	6	5	3	11	-	-	63	26.0%	63
		2016	3	3	5	5	4	8	4	9	5	4	8	6	50	▲	64
	Domestic and Family - Level 1	2017	-	1	2	-	5	1	1	1	-	4	-	-	15	-37.5%	15
		2016	2	7	3	1	-	3	-	2	4	2	-	2	24	▼	26
	Domestic and Family - Level 2	2017	3	9	9	13	12	8	7	11	11	15	-	-	98	22.5%	98
		2016	3	10	13	8	7	8	9	9	4	9	11	15	80	▲	106
	General Civil - Level 1	2017	-	-	2	2	1	-	2	-	-	4	-	-	11	450.0%	11
		2016	-	-	-	-	-	-	-	1	-	1	1	1	2	▲	4
	General Civil - Level 2	2017	8	10	14	8	9	16	6	9	11	11	-	-	102	15.9%	102
		2016	11	8	9	9	10	10	6	7	8	10	4	10	88	▲	102
	General Civil - Level 3	2017	2	7	1	9	7	6	5	3	7	7	-	-	54	54.3%	54
		2016	2	1	6	2	4	7	10	2	-	1	3	4	35	▲	42
Probates/Wills & Trusts - Level 1	2017	-	-	-	-	-	-	1	-	-	-	-	-	1	0.0%	1	
	2016	-	-	-	-	-	-	-	1	-	-	-	-	1	↔	1	
Probates/Wills & Trusts - Level 2	2017	3	-	4	2	2	1	-	1	3	4	-	-	20	5.3%	20	
	2016	1	1	1	2	4	2	1	1	3	3	2	1	19	▲	22	
Protective Orders	2017	2	-	1	-	1	2	2	-	1	1	-	-	10	66.7%	10	
	2016	1	1	-	1	-	1	-	-	-	2	-	-	6	▲	6	
Uncontested Divorce	2017	12	10	24	14	14	10	13	19	15	14	-	-	145	-15.7%	145	
	2016	16	24	18	14	26	16	18	15	11	14	7	23	172	▼	202	
Criminal	Felonies and Related Matters	2017	34	87	90	40	82	81	108	85	66	61	-	-	734	8.1%	734
		2016	80	67	73	61	56	61	38	81	103	59	52	90	679	▲	821
	Misdemeanor	2017	21	19	34	15	23	36	18	29	18	13	-	-	226	20.2%	226
		2016	14	16	18	27	22	20	11	22	24	14	10	35	188	▲	233
	Other Criminally Related Matters	2017	9	3	10	4	7	5	8	15	2	7	-	-	70	4.5%	70
		2016	6	2	7	8	1	9	7	4	9	14	10	5	67	▲	82
Miscellaneous		2017	146	123	148	130	122	105	138	136	122	142	-	-	1,312	-16.9%	1,312
		2016	214	199	171	142	125	133	186	162	111	136	152	127	1,579	▼	1,858
Other		2017	3	2	2	-	1	1	-	1	3	1	-	-	14	27.3%	14
		2016	-	2	2	1	-	1	2	1	-	2	2	1	11	▲	14

January 2016 -- October 2017 Filings

Dashboard

Court: Williamsburg Circuit

Start/End Date: Jan-16 / Oct-17

2016 Average Month: 361

Jan-Oct 2016: 3,662

Filings Trending: ▲

Circuit/Court ID: 9 209830

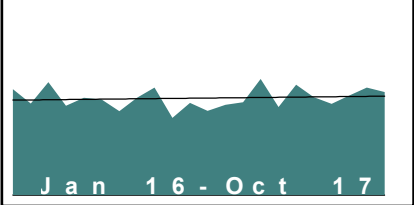
Type of Case: Filings

2017 Average Month:381

Jan-Oct 2017 : 3,807

Overall AVG. Month: 370

Monthly Filings Summary



Jan --- Oct Filings

3,807

3,662

2017

2016

Filings by Division																	
			Jan	Feb	Mar	Apr	May	Jun	Jul	Aug	Sep	Oct	Nov	Dec	Thru Oct	% Change	Total
Total	2017	345	355	443	336	422	374	348	380	410	394	-	-	3,807	4.0%	3,807	
	2016	405	350	431	341	372	365	320	372	411	295	352	321	3,662	▲	4,335	
Civil	2017	45	53	63	58	78	61	50	64	72	43	-	-	587	9.9%	587	
	2016	55	53	66	34	51	62	49	54	51	59	50	58	534	▲	642	
Criminal	2017	82	112	156	107	151	118	120	121	147	170	-	-	1,284	9.6%	1,284	
	2016	125	97	142	122	149	111	55	120	169	82	127	81	1,172	▲	1,380	
Miscellaneous	2017	141	132	146	122	125	132	108	139	141	146	-	-	1,332	-13.5%	1,332	
	2016	176	171	175	145	118	150	164	163	150	128	138	137	1,540	▼	1,815	
Other	2017	77	58	78	49	68	63	70	56	50	35	-	-	604	45.2%	604	
	2016	49	29	48	40	54	42	52	35	41	26	37	45	416	▲	498	

Filings by Division & Case Category																	
			Jan	Feb	Mar	Apr	May	Jun	Jul	Aug	Sep	Oct	Nov	Dec	Thru Oct	% Change	Total
Civil	Administrative Law	2017	-	1	-	-	-	-	-	1	-	1	-	-	3	3	3
		2016	-	-	-	-	-	-	-	-	-	-	2	-	0	↔	2
	Contested Divorce	2017	6	8	8	3	11	5	7	2	4	5	-	-	59	-11.9%	59
		2016	8	11	6	2	8	6	6	11	6	3	8	5	67	▼	80
	Domestic and Family - Level 1	2017	-	8	7	9	13	7	5	5	7	3	-	-	64	30.6%	64
		2016	4	6	6	2	3	8	7	3	3	7	2	6	49	▲	57
	Domestic and Family - Level 2	2017	1	1	4	1	-	1	2	4	3	3	-	-	20	-9.1%	20
		2016	1	1	3	4	2	2	3	1	1	4	4	-	22	▼	26
	General Civil - Level 1	2017	-	-	2	1	1	-	-	2	-	-	-	-	6	-45.5%	6
		2016	1	-	1	4	-	-	2	1	1	1	1	-	11	▼	12
	General Civil - Level 2	2017	10	11	18	20	11	16	14	20	30	15	-	-	165	37.5%	165
		2016	11	13	13	7	13	12	12	15	10	14	12	18	120	▲	150
	General Civil - Level 3	2017	9	8	4	5	18	15	5	17	9	6	-	-	96	31.5%	96
		2016	5	9	7	6	5	11	5	4	12	9	4	8	73	▲	85
Probates/Wills & Trusts - Level 1	2017	2	-	1	-	-	-	-	1	1	1	-	-	6	50.0%	6	
	2016	1	1	-	-	-	-	1	-	-	1	3	1	4	▲	8	
Probates/Wills & Trusts - Level 2	2017	3	3	2	7	6	1	1	1	-	2	-	-	26	-7.1%	26	
	2016	3	2	4	1	2	2	5	5	2	2	1	4	28	▼	33	
Uncontested Divorce	2017	14	13	17	12	18	16	16	11	18	7	-	-	142	-11.3%	142	
	2016	21	10	26	8	18	21	8	14	16	18	13	16	160	▼	189	
Criminal	Felonies and Related Matters	2017	44	52	95	54	78	65	68	58	95	87	-	-	696	8.6%	696
		2016	80	58	86	51	86	54	22	59	99	46	69	40	641	▲	750
	Misdemeanor	2017	28	45	41	36	63	39	32	48	40	68	-	-	440	11.7%	440
		2016	37	25	42	59	40	41	25	49	53	23	47	34	394	▲	475
	Other Criminally Related Matters	2017	10	15	20	17	10	14	20	15	12	15	-	-	148	8.0%	148
		2016	8	14	14	12	23	16	8	12	17	13	11	7	137	▲	155
	Miscellaneous	2017	141	132	146	122	125	132	108	139	141	146	-	-	1,332	-13.5%	1,332
		2016	176	171	175	145	118	150	164	163	150	128	138	137	1,540	▼	1,815
	Other	2017	77	58	78	49	68	63	70	56	50	35	-	-	604	45.2%	604
		2016	49	29	48	40	54	42	52	35	41	26	37	45	416	▲	498

January 2016 -- October 2017 Filings

Dashboard

Court: Appomattox Circuit

Circuit/Court ID: 10

Start/End Date: Jan-16 / Oct-17

210011

2016 Average Month: 82

Type of Case: Filings

Jan-Oct 2016: 816

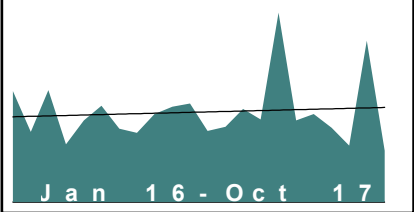
2017 Average Month:91

Filings Trending: ▲

Jan-Oct 2017 : 911

Overall AVG. Month: 86

Monthly Filings Summary



Jan --- Oct Filings

911

816

2017

2016

Filings by Division																
		Jan	Feb	Mar	Apr	May	Jun	Jul	Aug	Sep	Oct	Nov	Dec	Thru Oct	% Change	Total
Total	2017	72	89	79	181	78	84	71	54	154	49	-	-	911	11.6%	911
	2016	106	67	107	55	78	92	70	66	84	91	94	68	816	▲	978
Civil	2017	11	15	6	6	7	9	3	9	7	10	-	-	83	-17.0%	83
	2016	6	10	15	14	12	5	9	14	7	8	10	10	100	▼	120
Criminal	2017	14	48	32	133	24	36	33	15	113	6	-	-	454	35.1%	454
	2016	54	16	49	1	41	44	24	20	38	49	25	25	336	▲	386
Miscellaneous	2017	47	25	40	39	46	39	34	30	34	33	-	-	367	-2.7%	367
	2016	46	41	42	40	25	42	36	32	39	34	59	32	377	▼	468
Other	2017	-	1	1	3	1	-	1	-	-	-	-	-	7	133.3%	7
	2016	-	-	1	-	-	1	1	-	-	-	-	1	3	▲	4

Filings by Division & Case Category																
		Jan	Feb	Mar	Apr	May	Jun	Jul	Aug	Sep	Oct	Nov	Dec	Thru Oct	% Change	Total
Civil	Administrative Law	2017	1	-	-	-	-	-	-	-	-	-	-	1	1	1
		2016	-	-	-	-	-	-	-	-	-	-	-	0	↔	0
	Contested Divorce	2017	2	2	-	1	-	1	2	1	2	-	-	12	-7.7%	12
		2016	2	1	4	1	2	2	-	-	1	2	1	13	▼	16
	Domestic and Family - Level 1	2017	-	2	-	-	1	-	3	1	4	-	-	11	-21.4%	11
		2016	-	-	-	2	1	3	5	1	1	2	3	14	▼	19
	Domestic and Family - Level 2	2017	2	3	-	1	1	2	1	1	1	-	-	12	33.3%	12
		2016	-	-	2	-	1	1	3	-	2	-	-	9	▲	9
	General Civil - Level 1	2017	-	-	-	-	-	-	-	-	-	-	-	0	-100.0%	0
		2016	-	-	-	1	-	-	-	-	-	-	-	1	▼	1
	General Civil - Level 2	2017	-	3	-	-	3	3	1	-	2	1	-	13	-27.8%	13
		2016	-	5	1	3	4	1	2	-	2	4	1	18	▼	23
	General Civil - Level 3	2017	3	2	1	-	1	2	-	2	-	-	-	11	-8.3%	11
		2016	4	1	3	1	-	1	1	1	-	-	-	12	▼	12
Criminal	Probates/Wills & Trusts - Level 1	2017	-	-	-	-	-	-	1	-	-	-	-	1	-50.0%	1
		2016	-	-	-	-	1	-	-	-	1	-	1	2	▼	3
	Probates/Wills & Trusts - Level 2	2017	-	1	-	1	-	-	-	-	-	-	-	2	-60.0%	2
		2016	-	1	-	1	-	2	-	1	-	-	2	5	▼	7
	Uncontested Divorce	2017	3	2	5	3	1	1	-	2	2	-	-	20	-23.1%	20
		2016	-	2	5	5	3	3	3	4	1	2	2	26	▼	30
	Felonies and Related Matters	2017	14	44	31	94	17	28	14	12	104	2	-	360	43.4%	360
		2016	39	12	30	1	33	33	18	19	27	39	16	251	▲	282
	Misdemeanor	2017	-	4	1	37	5	2	-	3	7	-	-	59	0.0%	59
Miscellaneous		2016	10	2	14	-	4	10	5	1	6	7	2	59	↔	68
	Other Criminally Related Matters	2017	-	-	-	2	2	6	19	-	2	4	-	35	34.6%	35
		2016	5	2	5	-	4	1	1	-	5	3	7	26	▲	36
	Miscellaneous	2017	47	25	40	39	46	39	34	30	34	-	-	367	-2.7%	367
		2016	46	41	42	40	25	42	36	32	39	59	32	377	▼	468
	Other	2017	-	1	1	3	1	-	1	-	-	-	-	7	133.3%	7
		2016	-	-	1	-	-	1	1	-	-	-	1	3	▲	4

January 2016 -- October 2017 Filings

Dashboard

Court: Buckingham Circuit

Circuit/Court ID: 10

Start/End Date: Jan-16 / Oct-17

210029

2016 Average Month: 72

Type of Case: Filings

Jan-Oct 2016: 738

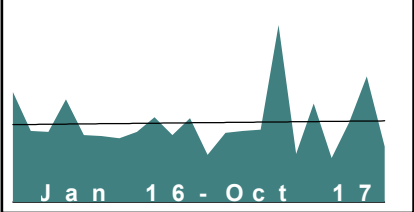
2017 Average Month:80

Jan-Oct 2017 : 803

Filings Trending: ▲

Overall AVG. Month: 76

Monthly Filings Summary



Jan --- Oct Filings

803

738

2017

2016

Filings by Division																
		Jan	Feb	Mar	Apr	May	Jun	Jul	Aug	Sep	Oct	Nov	Dec	Thru Oct	% Change	Total
Total	2017	66	68	69	169	46	94	42	76	120	53	-	-	803	8.8%	803
	2016	105	68	67	98	64	63	61	67	81	64	80	45	738	▲	863
Civil	2017	11	6	9	12	11	16	6	4	12	8	-	-	95	-9.5%	95
	2016	12	10	7	13	10	13	10	10	9	11	8	10	105	▼	123
Criminal	2017	31	24	22	131	14	49	4	50	90	13	-	-	428	56.2%	428
	2016	48	15	14	62	23	15	21	20	39	17	40	9	274	▲	323
Miscellaneous	2017	23	38	37	25	21	25	31	21	18	32	-	-	271	-24.3%	271
	2016	45	43	46	23	31	34	30	37	33	36	32	25	358	▼	415
Other	2017	1	-	1	1	-	4	1	1	-	-	-	-	9	800.0%	9
	2016	-	-	-	-	-	1	-	-	-	-	-	1	1	▲	2

Filings by Division & Case Category																
		Jan	Feb	Mar	Apr	May	Jun	Jul	Aug	Sep	Oct	Nov	Dec	Thru Oct	% Change	Total
Civil	Administrative Law	2017	-	-	1	-	-	-	-	-	-	-	-	1	0.0%	1
		2016	-	-	-	-	1	-	-	-	-	-	-	1	↔	1
	Contested Divorce	2017	3	-	1	1	2	-	-	-	-	-	-	7	-53.3%	7
		2016	1	1	2	-	4	2	1	2	1	-	2	15	▼	17
	Domestic and Family - Level 1	2017	-	-	-	4	-	5	-	4	-	-	-	13	0.0%	13
		2016	2	-	-	4	-	5	-	2	-	-	1	13	↔	14
	Domestic and Family - Level 2	2017	-	-	-	-	2	-	-	-	-	-	-	2	-75.0%	2
		2016	2	1	-	2	-	2	-	-	1	1	2	8	▼	11
	General Civil - Level 1	2017	-	-	-	1	-	-	1	-	-	-	-	2	100.0%	2
		2016	-	-	-	-	-	-	-	-	1	-	-	1	▲	1
	General Civil - Level 2	2017	4	3	3	2	4	3	2	1	2	-	-	24	33.3%	24
		2016	2	2	2	2	1	3	2	2	2	2	2	18	▲	22
	General Civil - Level 3	2017	2	-	-	1	1	2	3	4	2	-	-	15	66.7%	15
		2016	-	3	-	1	-	1	1	1	2	3	1	9	▲	13
Criminal	Probates/Wills & Trusts - Level 1	2017	-	-	-	-	-	-	-	-	-	-	-	0	-100.0%	0
		2016	-	-	-	-	-	-	1	-	-	-	-	1	▼	1
	Probates/Wills & Trusts - Level 2	2017	-	-	-	-	-	-	-	-	-	-	-	0	-100.0%	0
		2016	-	1	1	-	1	-	-	-	1	-	-	4	▼	4
	Protective Orders	2017	-	-	-	-	2	-	-	-	-	-	-	2	0.0%	2
		2016	-	-	-	-	-	2	-	-	-	-	-	2	↔	2
	Uncontested Divorce	2017	2	3	4	3	2	4	3	1	3	4	-	29	-12.1%	29
		2016	5	2	2	4	5	3	2	4	3	2	2	33	▼	37
	Felonies and Related Matters	2017	18	8	13	82	10	42	3	36	80	11	-	303	26.3%	303
		2016	43	12	13	60	15	15	19	35	13	28	3	240	▲	271
Miscellaneous	Misdemeanor	2017	10	13	8	47	4	7	1	14	10	2	-	116	262.5%	116
		2016	5	3	1	1	8	-	6	1	3	4	12	32	▲	50
	Other Criminally Related Matters	2017	3	3	1	2	-	-	-	-	-	-	-	9	350.0%	9
		2016	-	-	-	1	-	-	-	1	-	-	-	2	▲	2
Other	Miscellaneous	2017	23	38	37	25	21	25	31	21	18	32	-	271	-24.3%	271
		2016	45	43	46	23	31	34	30	37	33	32	25	358	▼	415
Other	Other	2017	1	-	1	1	-	4	1	1	-	-	-	9	800.0%	9
		2016	-	-	-	-	-	1	-	-	-	-	1	1	▲	2

January 2016 -- October 2017 Filings

Dashboard

Court: Charlotte Circuit

Circuit/Court ID: 10

Start/End Date: Jan-16 / Oct-17

210037

2016 Average Month: 61

Type of Case: Filings

Jan-Oct 2016: 642

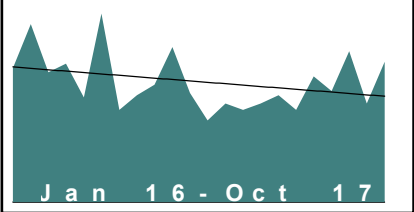
2017 Average Month:53

Filings Trending: ▼

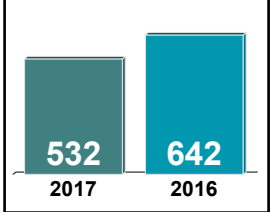
Jan-Oct 2017 : 532

Overall AVG. Month: 58

Monthly Filings Summary



Jan --- Oct Filings



Filings by Division																
		Jan	Feb	Mar	Apr	May	Jun	Jul	Aug	Sep	Oct	Nov	Dec	Thru Oct	% Change	Total
Total	2017	47	44	47	51	44	60	53	72	47	67	-	-	532	-17.1%	532
	2016	64	85	62	66	50	90	44	51	56	74	52	39	642	▼	733
Civil	2017	4	12	13	12	8	2	8	15	10	6	-	-	90	-2.2%	90
	2016	5	11	14	11	11	5	9	14	9	3	4	4	92	▼	100
Criminal	2017	19	13	2	20	17	28	13	19	20	24	-	-	175	-37.3%	175
	2016	31	26	16	33	15	70	6	19	13	50	12	12	279	▼	303
Miscellaneous	2017	22	17	26	16	16	22	27	32	13	37	-	-	228	-0.4%	228
	2016	25	43	31	20	21	12	19	13	30	15	28	19	229	▼	276
Other	2017	2	2	6	3	3	8	5	6	4	-	-	-	39	-7.1%	39
	2016	3	5	1	2	3	3	10	5	4	6	8	4	42	▼	54

Filings by Division & Case Category																	
			Jan	Feb	Mar	Apr	May	Jun	Jul	Aug	Sep	Oct	Nov	Dec	Thru Oct	% Change	Total
Civil	Contested Divorce	2017	1	2	1	3	1	-	1	2	3	1	-	-	15	0.0%	15
		2016	1	-	2	2	2	1	1	3	2	1	3	-	15	↔	18
	Domestic and Family - Level 1	2017	1	-	1	1	1	1	2	4	3	2	-	-	16	0.0%	16
		2016	-	2	5	2	4	-	1	2	-	-	-	-	16	↔	16
	Domestic and Family - Level 2	2017	-	-	3	1	-	-	1	2	-	1	-	-	8	33.3%	8
		2016	1	-	2	1	-	2	-	-	-	-	-	-	6	▲	6
	General Civil - Level 1	2017	-	-	-	-	-	-	-	-	-	-	-	-	0	-100.0%	0
		2016	-	-	-	-	-	-	1	-	-	-	-	-	1	▼	1
	General Civil - Level 2	2017	-	1	-	1	2	-	2	1	-	1	-	-	8	-33.3%	8
		2016	-	2	1	2	1	2	1	2	1	-	-	2	12	▼	14
	General Civil - Level 3	2017	-	4	4	1	1	-	-	4	2	-	-	-	16	77.8%	16
		2016	-	3	-	1	-	-	-	1	3	1	1	1	9	▲	11
Probates/Wills & Trusts - Level 2	2017	-	-	1	-	-	1	-	-	-	-	-	-	2	-50.0%	2	
	2016	-	1	1	1	-	-	-	1	-	-	-	-	4	▼	4	
Protective Orders	2017	-	-	-	-	-	-	1	-	-	-	-	-	1	1	1	
	2016	-	-	-	-	-	-	-	-	-	-	-	-	0	↔	0	
Uncontested Divorce	2017	2	5	3	5	3	-	1	2	2	1	-	-	24	-17.2%	24	
	2016	3	3	3	2	4	-	5	5	3	1	-	1	29	▼	30	
Criminal																	
	Felonies and Related Matters	2017	14	6	-	15	14	22	7	15	14	22	-	-	129	-45.6%	129
		2016	27	17	8	28	13	66	5	16	9	48	10	6	237	▼	253
	Misdemeanor	2017	3	7	1	4	3	5	6	4	5	2	-	-	40	25.0%	40
		2016	3	7	6	2	-	4	1	3	4	2	2	5	32	▲	39
	Other Criminally Related Matters	2017	2	-	1	1	-	1	-	-	1	-	-	-	6	-40.0%	6
2016		1	2	2	3	2	-	-	-	-	-	-	1	10	▼	11	
Miscellaneous																	
	Other	2017	22	17	26	16	16	22	27	32	13	37	-	-	228	-0.4%	228
2016		25	43	31	20	21	12	19	13	30	15	28	19	229	▼	276	
		2017	2	2	6	3	3	8	5	6	4	-	-	-	39	-7.1%	39
2016		3	5	1	2	3	3	10	5	4	6	8	4	42	▼	54	

January 2016 -- October 2017 Filings

Dashboard

Court: Cumberland Circuit

Circuit/Court ID: 10

Start/End Date: Jan-16 / Oct-17

210049

2016 Average Month: 41

Type of Case: Filings

Jan-Oct 2016: 433


2017 Average Month:49

Filings Trending: ▲

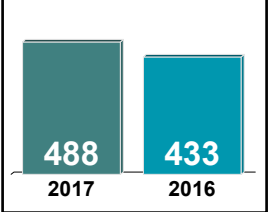
Jan-Oct 2017 : 488

Overall AVG. Month: 45

Monthly Filings Summary



Jan --- Oct Filings



Filings by Division																
		Jan	Feb	Mar	Apr	May	Jun	Jul	Aug	Sep	Oct	Nov	Dec	Thru Oct	% Change	Total
Total	2017	64	64	26	65	35	30	21	60	92	31	-	-	488	12.7%	488
	2016	57	43	48	32	47	55	28	21	76	26	26	33	433	▲	492
Civil	2017	5	9	1	5	5	5	4	10	14	3	-	-	61	22.0%	61
	2016	7	5	7	3	8	2	5	4	6	3	1	2	50	▲	53
Criminal	2017	34	33	6	44	10	5	2	33	61	5	-	-	233	37.1%	233
	2016	9	13	13	9	16	37	7	7	47	12	5	20	170	▲	195
Miscellaneous	2017	25	22	18	16	20	20	15	17	17	23	-	-	193	-7.7%	193
	2016	39	25	28	20	22	15	16	10	23	11	20	11	209	▼	240
Other	2017	-	-	1	-	-	-	-	-	-	-	-	-	1	-75.0%	1
	2016	2	-	-	-	1	1	-	-	-	-	-	-	4	▼	4

Filings by Division & Case Category																
		Jan	Feb	Mar	Apr	May	Jun	Jul	Aug	Sep	Oct	Nov	Dec	Thru Oct	% Change	Total
Civil	Administrative Law	2017	-	-	-	-	-	-	-	-	-	-	-	0	-100.0%	0
		2016	-	1	1	-	-	-	-	-	-	-	-	2	▼	2
	Contested Divorce	2017	1	1	-	2	1	-	2	1	-	-	-	9	200.0%	9
		2016	-	-	1	2	-	-	-	-	-	-	2	3	▲	5
	Domestic and Family - Level 1	2017	-	1	-	1	-	1	-	8	-	-	-	11	37.5%	11
		2016	3	-	1	-	3	-	1	-	-	-	-	8	▲	8
	Domestic and Family - Level 2	2017	-	1	1	-	-	1	-	2	1	-	-	6	0.0%	6
		2016	3	1	-	-	1	-	-	1	-	-	-	6	↔	6
	General Civil - Level 1	2017	-	-	-	-	-	1	-	-	-	-	-	1	1	1
		2016	-	-	-	-	-	-	-	-	-	-	-	0	↔	0
	General Civil - Level 2	2017	3	3	-	-	1	1	-	2	2	-	-	15	15.4%	15
		2016	1	1	4	-	1	-	1	3	2	-	-	13	▲	13
	General Civil - Level 3	2017	-	1	-	-	1	-	2	-	-	-	-	4	-33.3%	4
		2016	-	-	-	-	1	-	4	1	-	-	-	6	▼	6
Criminal	Probates/Wills & Trusts - Level 1	2017	-	-	-	-	-	-	-	-	-	-	-	0	-100.0%	0
		2016	-	-	-	-	-	-	-	-	1	-	-	1	▼	1
	Probates/Wills & Trusts - Level 2	2017	-	-	-	-	1	-	-	-	-	-	-	1	1	1
		2016	-	-	-	-	-	-	-	-	-	-	-	0	↔	0
	Uncontested Divorce	2017	1	2	-	2	1	2	3	2	-	-	-	14	27.3%	14
		2016	-	2	-	1	3	1	3	-	1	1	-	11	▲	12
	Felonies and Related Matters	2017	21	24	4	37	4	2	23	41	3	-	-	161	20.1%	161
		2016	3	-	10	8	12	36	7	41	11	4	13	134	▲	151
	Misdemeanor	2017	13	9	2	7	5	3	-	10	13	2	-	64	255.6%	64
		2016	6	2	3	1	2	-	1	2	1	1	6	18	▲	25
	Other Criminally Related Matters	2017	-	-	-	-	1	-	-	7	-	-	-	8	-55.6%	8
		2016	-	11	-	-	2	1	-	4	-	-	1	18	▼	19
	Miscellaneous	2017	25	22	18	16	20	20	15	17	17	-	-	193	-7.7%	193
		2016	39	25	28	20	22	15	16	10	23	20	11	209	▼	240
	Other	2017	-	-	1	-	-	-	-	-	-	-	-	1	-75.0%	1
		2016	2	-	-	-	1	1	-	-	-	-	-	4	▼	4

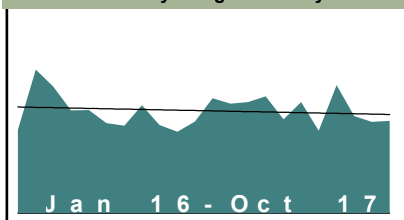
January 2016 -- October 2017 Filings

Dashboard

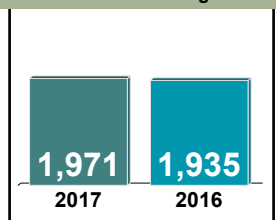
Court: Halifax Circuit
 Start/End Date: Jan-16 / Oct-17
 2016 Average Month: 194
 Jan-Oct 2016: 1,935
 Filings Trending: ↔

Circuit/Court ID: 10
 210083
 Type of Case: Filings
 2017 Average Month: 197
 Jan-Oct 2017 : 1,971
 Overall AVG. Month: 195

Monthly Filings Summary



Jan --- Oct Filings



Filings by Division

		Jan	Feb	Mar	Apr	May	Jun	Jul	Aug	Sep	Oct	Nov	Dec	Thru Oct	% Change	Total
Total	2017	209	212	223	179	212	157	244	185	174	176	-	-	1,971	1.9%	1,971
	2016	159	274	241	196	197	172	167	206	168	155	175	219	1,935	▲	2,329
Civil	2017	32	39	30	17	19	37	27	23	27	44	-	-	295	-2.6%	295
	2016	19	40	48	39	27	36	20	22	32	20	29	26	303	▼	358
Criminal	2017	92	67	91	74	100	55	171	91	98	75	-	-	914	13.8%	914
	2016	77	105	92	64	111	58	76	110	40	70	60	109	803	▲	972
Miscellaneous	2017	71	89	77	72	76	49	40	67	43	56	-	-	640	-12.6%	640
	2016	58	117	96	87	54	67	57	61	77	58	77	69	732	▼	878
Other	2017	14	17	25	16	17	16	6	4	6	1	-	-	122	25.8%	122
	2016	5	12	5	6	5	11	14	13	19	7	9	15	97	▲	121

Filings by Division & Case Category

			Jan	Feb	Mar	Apr	May	Jun	Jul	Aug	Sep	Oct	Nov	Dec	Thru Oct	% Change	Total
Civil	Administrative Law	2017	-	-	-	-	-	-	-	-	-	-	-	-	0	-100.0%	0
		2016	-	-	-	-	-	1	-	-	-	-	-	-	1	▼	1
	Contested Divorce	2017	5	6	3	2	1	2	5	4	2	3	-	-	33	-19.5%	33
		2016	4	2	7	4	4	9	4	2	3	2	5	2	41	▼	48
	Domestic and Family - Level 1	2017	10	2	3	3	2	9	1	6	6	14	-	-	56	24.4%	56
		2016	2	4	12	8	4	1	3	1	9	1	-	3	45	▲	48
	Domestic and Family - Level 2	2017	-	1	-	-	1	3	1	-	2	-	-	-	8	-11.1%	8
		2016	-	1	-	2	-	1	-	-	3	2	1	-	9	▼	10
	General Civil - Level 1	2017	-	2	-	-	-	-	-	-	-	1	-	-	3	200.0%	3
		2016	-	-	-	-	1	-	-	-	-	-	-	-	1	▲	1
	General Civil - Level 2	2017	2	3	6	1	1	4	4	6	2	4	-	-	33	-15.4%	33
		2016	3	6	2	3	2	9	5	3	2	4	6	6	39	▼	51
General Civil - Level 3	2017	6	18	2	1	4	1	9	1	11	10	-	-	63	23.5%	63	
	2016	-	12	11	3	9	4	1	2	4	5	3	5	51	▲	59	
Probates/Wills & Trusts - Level 1	2017	-	-	-	1	-	-	-	-	-	1	-	-	2	-50.0%	2	
	2016	-	1	1	-	-	1	-	1	-	-	-	1	4	▼	5	
Probates/Wills & Trusts - Level 2	2017	1	-	-	-	1	1	1	1	-	4	-	-	9	-30.8%	9	
	2016	2	1	2	1	1	3	-	2	1	-	1	1	13	▼	15	
Uncontested Divorce	2017	8	7	16	9	9	17	6	5	4	7	-	-	88	-11.1%	88	
	2016	8	13	13	18	6	7	7	11	10	6	13	8	99	▼	120	
Criminal	Capital Murder	2017	-	-	-	-	-	-	-	-	-	-	-	-	0	0	0
		2016	-	-	-	-	-	-	-	-	-	-	1	-	0	↔	1
	Felonies and Related Matters	2017	54	44	77	47	54	25	104	45	73	51	-	-	574	11.2%	574
		2016	56	71	58	41	72	35	34	81	18	50	38	87	516	▲	641
	Misdemeanor	2017	35	12	13	24	37	27	65	44	21	22	-	-	300	18.6%	300
		2016	19	32	31	18	34	20	39	24	19	17	16	20	253	▲	289
Other Criminally Related Matters	2017	3	11	1	3	9	3	2	2	4	2	-	-	40	17.6%	40	
	2016	2	2	3	5	5	3	3	5	3	3	5	2	34	▲	41	
Miscellaneous		2017	71	89	77	72	76	49	40	67	43	56	-	-	640	-12.6%	640
		2016	58	117	96	87	54	67	57	61	77	58	77	69	732	▼	878
Other		2017	14	17	25	16	17	16	6	4	6	1	-	-	122	25.8%	122
		2016	5	12	5	6	5	11	14	13	19	7	9	15	97	▲	121

January 2016 -- October 2017 Filings

Dashboard

Court: Lunenburg Circuit

Circuit/Court ID: 10

Start/End Date: Jan-16 / Oct-17

210111

2016 Average Month: 44

Type of Case: Filings

Jan-Oct 2016: 459


2017 Average Month:60

Jan-Oct 2017 : 603

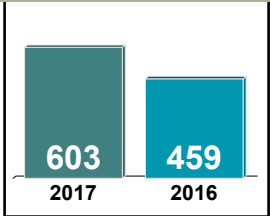
Filings Trending: ▲

Overall AVG. Month: 52

Monthly Filings Summary



Jan --- Oct Filings



Filings by Division																
		Jan	Feb	Mar	Apr	May	Jun	Jul	Aug	Sep	Oct	Nov	Dec	Thru Oct	% Change	Total
Total	2017	41	69	81	54	47	79	42	76	68	46	-	-	603	31.4%	603
	2016	60	40	58	33	32	31	42	67	30	66	40	34	459	▲	533
Civil	2017	3	2	18	6	10	14	19	6	8	4	-	-	90	18.4%	90
	2016	5	4	5	9	6	5	4	27	4	7	4	3	76	▲	83
Criminal	2017	9	43	27	22	15	50	14	24	32	20	-	-	256	70.7%	256
	2016	26	8	21	10	9	12	16	22	4	22	17	9	150	▲	176
Miscellaneous	2017	29	24	36	26	22	15	9	46	28	22	-	-	257	10.3%	257
	2016	29	28	32	14	17	14	22	18	22	37	19	22	233	▲	274

Filings by Division & Case Category																	
			Jan	Feb	Mar	Apr	May	Jun	Jul	Aug	Sep	Oct	Nov	Dec	Thru Oct	% Change	Total
Civil	Administrative Law	2017	-	-	-	-	-	-	-	-	-	-	-	-	0	-100.0%	0
		2016	-	-	-	-	-	1	1	-	-	-	-	-	2	▼	2
	Contested Divorce	2017	1	1	2	1	2	1	1	1	1	-	-	-	10	11.1%	10
		2016	-	-	-	2	1	1	-	2	1	2	-	-	9	▲	9
	Domestic and Family - Level 1	2017	1	-	-	1	4	-	2	-	-	-	-	-	8	60.0%	8
		2016	-	-	-	1	-	-	1	1	1	1	1	-	5	▲	6
	Domestic and Family - Level 2	2017	1	-	1	-	-	-	-	-	1	-	-	-	3	-83.3%	3
		2016	2	1	3	3	1	-	1	4	1	2	-	-	18	▼	18
	General Civil - Level 1	2017	-	-	-	-	-	-	-	1	-	-	-	-	1	1	1
		2016	-	-	-	-	-	-	-	-	-	-	-	-	0	↔	0
	General Civil - Level 2	2017	-	-	6	2	2	11	8	1	3	1	-	-	34	142.9%	34
		2016	-	1	1	1	1	-	1	9	-	-	1	1	14	▲	16
General Civil - Level 3	2017	-	-	3	-	-	1	6	2	2	-	-	-	14	16.7%	14	
	2016	-	-	-	1	1	1	-	7	1	1	1	-	12	▲	13	
Uncontested Divorce	2017	-	1	6	2	2	1	2	1	2	3	-	-	20	25.0%	20	
	2016	3	2	1	1	2	2	-	4	-	1	1	2	16	▲	19	
Criminal	Capital Murder	2017	-	-	-	-	-	1	-	-	-	-	-	-	1	1	1
		2016	-	-	-	-	-	-	-	-	-	-	-	-	0	↔	0
	Felonies and Related Matters	2017	7	20	23	19	10	42	10	21	18	14	-	-	184	60.0%	184
		2016	18	8	13	7	8	12	13	18	3	15	13	6	115	▲	134
	Misdemeanor	2017	1	22	4	2	4	4	3	3	14	6	-	-	63	110.0%	63
		2016	8	-	6	3	1	-	3	2	1	6	4	3	30	▲	37
	Other Criminally Related Matters	2017	1	1	-	1	1	3	1	-	-	-	-	-	8	60.0%	8
		2016	-	-	2	-	-	-	-	2	-	1	-	-	5	▲	5
	Miscellaneous	2017	29	24	36	26	22	15	9	46	28	22	-	-	257	10.3%	257
			2016	29	28	32	14	17	14	22	18	22	37	19	22	233	▲

January 2016 -- October 2017 Filings

Dashboard

Court: Mecklenburg Circuit

Start/End Date: Jan-16 / Oct-17

2016 Average Month: 222

Jan-Oct 2016: 2,313

Filings Trending: ▲

Circuit/Court ID: 10

210117

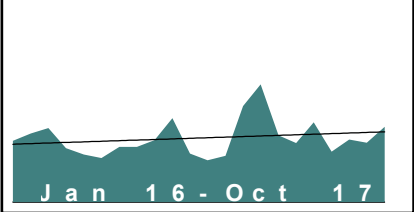
Type of Case: Filings

2017 Average Month: 272

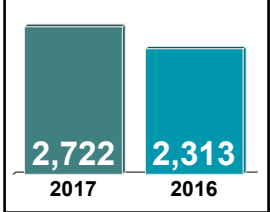
Jan-Oct 2017 : 2,722

Overall AVG. Month: 245

Monthly Filings Summary



Jan --- Oct Filings



Filings by Division																
		Jan	Feb	Mar	Apr	May	Jun	Jul	Aug	Sep	Oct	Nov	Dec	Thru Oct	% Change	Total
Total	2017	177	367	449	254	225	304	193	239	226	288	-	-	2,722	17.7%	2,722
	2016	234	262	283	206	182	168	211	211	236	320	185	160	2,313	▲	2,658
Civil	2017	18	36	40	28	32	32	32	38	32	89	-	-	377	18.2%	377
	2016	24	32	33	20	33	24	24	27	26	76	32	19	319	▲	370
Criminal	2017	76	264	322	171	139	221	106	160	146	118	-	-	1,723	26.0%	1,723
	2016	140	153	178	109	100	89	135	130	151	182	112	102	1,367	▲	1,581
Miscellaneous	2017	83	65	87	55	50	36	51	40	47	80	-	-	594	-2.5%	594
	2016	68	73	72	75	49	53	48	53	58	60	41	38	609	▼	688
Other	2017	-	2	-	-	4	15	4	1	1	1	-	-	28	55.6%	28
	2016	2	4	-	2	-	2	4	1	1	2	-	1	18	▲	19

Filings by Division & Case Category																
		Jan	Feb	Mar	Apr	May	Jun	Jul	Aug	Sep	Oct	Nov	Dec	Thru Oct	% Change	Total
Civil	Administrative Law	2017	-	1	-	1	-	-	1	3	1	-	-	7	75.0%	7
		2016	-	-	-	-	2	1	1	-	-	2	1	4	▲	7
	Contested Divorce	2017	4	9	9	6	8	6	3	8	3	5	-	61	5.2%	61
		2016	1	8	6	5	5	6	3	9	9	6	8	58	▲	69
	Domestic and Family - Level 1	2017	2	1	2	1	1	5	-	9	1	1	-	23	-23.3%	23
		2016	7	1	3	-	10	1	4	1	1	2	4	30	▼	35
	Domestic and Family - Level 2	2017	-	-	-	-	1	3	2	1	1	-	-	8	-33.3%	8
		2016	1	-	3	2	-	-	2	1	2	1	1	12	▼	13
	General Civil - Level 1	2017	-	1	1	1	-	-	-	-	-	-	-	3	200.0%	3
		2016	-	1	-	-	-	-	-	-	-	-	-	1	▲	1
	General Civil - Level 2	2017	4	5	7	3	3	2	3	2	4	-	-	37	60.9%	37
		2016	2	2	2	2	3	3	2	2	2	4	1	23	▲	28
	General Civil - Level 3	2017	1	4	2	-	2	1	2	-	2	63	-	77	8.5%	77
		2016	2	1	3	1	3	1	5	-	54	1	-	71	▲	72
Criminal	Probates/Wills & Trusts - Level 1	2017	-	-	-	-	-	1	-	-	1	-	-	2	2	2
		2016	-	-	-	-	-	-	-	-	-	-	-	0	↔	0
	Probates/Wills & Trusts - Level 2	2017	-	-	-	4	2	-	1	-	-	1	-	8	14.3%	8
		2016	-	3	-	-	1	-	1	-	1	2	-	7	▲	9
	Protective Orders	2017	-	-	-	-	-	1	-	-	-	-	-	1	-75.0%	1
		2016	-	-	-	-	1	1	1	-	1	1	1	4	▼	6
	Uncontested Divorce	2017	7	15	19	12	15	14	19	15	15	-	-	150	37.6%	150
		2016	11	16	16	10	10	10	8	8	11	9	12	109	▲	130
	Capital Murder	2017	-	-	-	-	-	1	-	1	-	-	-	2	2	2
		2016	-	-	-	-	-	-	-	-	-	-	-	0	↔	0
Criminal	Felonies and Related Matters	2017	52	199	289	156	85	83	91	118	94	76	-	1,243	13.4%	1,243
		2016	102	118	156	91	76	65	117	104	113	154	100	1,096	▲	1,277
	Misdemeanor	2017	24	63	33	11	48	134	12	41	49	32	-	447	88.6%	447
		2016	35	31	20	16	20	22	15	19	33	26	10	237	▲	268
	Other Criminally Related Matters	2017	-	2	-	4	6	4	2	1	2	10	-	31	-8.8%	31
		2016	3	4	2	2	4	2	3	7	5	2	2	34	▼	36
Miscellaneous		2017	83	65	87	55	50	36	51	40	47	80	-	594	-2.5%	594
		2016	68	73	72	75	49	53	48	53	58	60	41	609	▼	688
Other		2017	-	2	-	-	4	15	4	1	1	1	-	28	55.6%	28
		2016	2	4	-	2	-	2	4	1	1	2	-	18	▲	19

January 2016 -- October 2017 Filings

Dashboard

Court: Prince Edward Circuit

Circuit/Court ID: 10

Start/End Date: Jan-16 / Oct-17

210147

2016 Average Month: 123

Type of Case: Filings

Jan-Oct 2016: 1,260

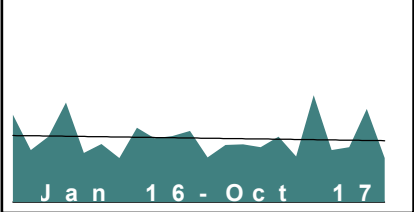
2017 Average Month:121

Filings Trending: ▼

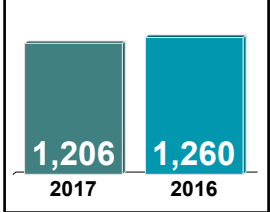
Jan-Oct 2017 : 1,206

Overall AVG. Month: 122

Monthly Filings Summary



Jan --- Oct Filings



Filings by Division																
		Jan	Feb	Mar	Apr	May	Jun	Jul	Aug	Sep	Oct	Nov	Dec	Thru Oct	% Change	Total
Total	2017	109	110	105	125	87	204	99	105	178	84	-	-	1,206	-4.3%	1,206
	2016	167	99	125	190	94	111	84	142	122	126	136	85	1,260	▼	1,481
Civil	2017	8	13	20	13	20	17	15	10	15	9	-	-	140	6.9%	140
	2016	19	11	13	8	12	11	12	21	14	10	17	14	131	▲	162
Criminal	2017	48	61	56	81	26	147	59	61	122	45	-	-	706	-8.5%	706
	2016	94	43	75	145	57	71	34	101	85	67	89	42	772	▼	903
Miscellaneous	2017	53	36	29	30	39	39	23	34	41	29	-	-	353	-0.3%	353
	2016	54	45	36	37	25	29	36	20	23	49	30	29	354	▼	413
Other	2017	-	-	-	1	2	1	2	-	-	1	-	-	7	133.3%	7
	2016	-	-	1	-	-	-	2	-	-	-	-	-	3	▲	3

Filings by Division & Case Category																	
			Jan	Feb	Mar	Apr	May	Jun	Jul	Aug	Sep	Oct	Nov	Dec	Thru Oct	% Change	Total
Civil	Administrative Law	2017	-	-	-	-	-	-	-	-	-	1	-	-	1	1	1
		2016	-	-	-	-	-	-	-	-	-	-	-	-	0	↔	0
	Contested Divorce	2017	2	1	2	1	3	1	2	3	2	-	-	-	17	-15.0%	17
		2016	5	3	3	1	3	1	-	2	-	2	2	-	20	▼	22
	Domestic and Family - Level 1	2017	-	1	-	-	2	2	1	-	-	1	-	-	7	-58.8%	7
		2016	-	-	-	1	-	-	-	5	8	3	3	6	17	▼	26
	Domestic and Family - Level 2	2017	-	2	3	-	-	-	1	-	4	1	-	-	11	175.0%	11
		2016	2	-	1	-	1	-	-	-	-	-	1	-	4	▲	5
	General Civil - Level 1	2017	-	-	2	1	-	1	-	-	-	-	-	-	4	100.0%	4
		2016	-	-	-	-	-	-	2	-	-	-	-	-	2	▲	2
	General Civil - Level 2	2017	2	1	7	3	5	4	1	4	7	2	-	-	36	38.5%	36
		2016	3	2	2	1	6	3	4	4	-	1	1	4	26	▲	31
	General Civil - Level 3	2017	1	2	1	3	6	1	1	1	2	2	-	-	20	33.3%	20
		2016	1	1	1	-	-	2	2	-	5	3	4	3	15	▲	22
Probates/Wills & Trusts - Level 1	2017	-	-	1	-	-	-	-	-	-	-	-	-	1	1	1	
	2016	-	-	-	-	-	-	-	-	-	-	-	-	0	↔	0	
Probates/Wills & Trusts - Level 2	2017	-	-	1	3	2	-	2	-	-	-	-	-	8	-20.0%	8	
	2016	2	1	-	1	-	1	-	5	-	-	-	1	10	▼	11	
Protective Orders	2017	-	2	-	-	-	1	-	-	-	1	-	-	4	33.3%	4	
	2016	-	-	-	-	-	-	-	3	-	-	1	-	3	▲	4	
Uncontested Divorce	2017	3	4	3	2	2	7	7	2	-	1	-	-	31	-8.8%	31	
	2016	6	4	6	4	2	4	4	2	1	1	5	-	34	▼	39	
Criminal	Felonies and Related Matters	2017	43	41	44	56	18	114	43	40	94	34	-	-	527	-10.4%	527
		2016	78	22	44	127	43	53	23	72	68	58	66	27	588	▼	681
	Misdemeanor	2017	5	20	12	24	8	31	13	18	24	8	-	-	163	0.6%	163
		2016	12	21	26	18	11	13	11	25	16	9	21	11	162	▲	194
	Other Criminally Related Matters	2017	-	-	-	1	-	2	3	3	4	3	-	-	16	-27.3%	16
2016		4	-	5	-	3	5	-	4	1	-	2	4	22	▼	28	
Other	Miscellaneous	2017	53	36	29	30	39	39	23	34	41	29	-	-	353	-0.3%	353
		2016	54	45	36	37	25	29	36	20	23	49	30	29	354	▼	413
Other	Other	2017	-	-	-	1	2	1	2	-	-	1	-	-	7	133.3%	7
		2016	-	-	1	-	-	-	2	-	-	-	-	-	3	▲	3

January 2016 -- October 2017 Filings

Dashboard

Court: Amelia Circuit

Circuit/Court ID: 11

Start/End Date: Jan-16 / Oct-17

211007

2016 Average Month: 64

Type of Case: Filings

Jan-Oct 2016: 623

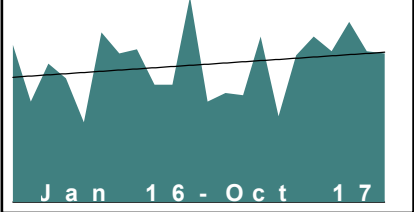
2017 Average Month: 67

Jan-Oct 2017 : 673

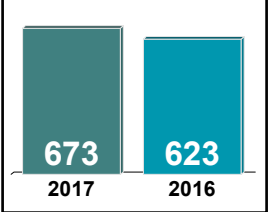
Filings Trending: ▲

Overall AVG. Month: 66

Monthly Filings Summary



Jan --- Oct Filings



Filings by Division																
		Jan	Feb	Mar	Apr	May	Jun	Jul	Aug	Sep	Oct	Nov	Dec	Thru Oct	% Change	Total
Total	2017	52	51	79	41	70	79	72	86	72	71	-	-	673	8.0%	673
	2016	75	48	66	59	38	81	71	73	56	56	98	48	623	▲	769
Civil	2017	10	8	10	2	8	12	8	15	8	9	-	-	90	57.9%	90
	2016	3	4	4	2	4	10	8	8	6	8	8	8	57	▲	73
Criminal	2017	13	12	25	10	32	29	22	16	20	16	-	-	195	-9.7%	195
	2016	28	11	25	23	11	39	23	33	11	12	43	15	216	▼	274
Miscellaneous	2017	29	30	40	29	26	37	40	54	43	46	-	-	374	15.1%	374
	2016	44	32	36	32	18	28	40	28	39	28	47	25	325	▲	397
Other	2017	-	1	4	-	4	1	2	1	1	-	-	-	14	-44.0%	14
	2016	-	1	1	2	5	4	-	4	-	8	-	-	25	▼	25

Filings by Division & Case Category																
		Jan	Feb	Mar	Apr	May	Jun	Jul	Aug	Sep	Oct	Nov	Dec	Thru Oct	% Change	Total
Civil	Administrative Law	2017	-	-	-	-	-	-	1	-	-	-	-	1	1	1
		2016	-	-	-	-	-	-	-	-	-	-	-	0	↔	0
	Contested Divorce	2017	-	2	1	-	-	-	3	2	-	-	-	8	-33.3%	8
		2016	-	1	1	1	2	-	2	1	3	1	-	12	▼	13
	Domestic and Family - Level 1	2017	-	-	1	-	4	4	6	1	2	-	-	18	80.0%	18
		2016	3	-	-	-	1	3	1	1	1	-	-	10	▲	10
	Domestic and Family - Level 2	2017	-	-	-	-	-	1	-	-	-	-	-	1	1	1
		2016	-	-	-	-	-	-	-	-	-	-	1	0	↔	1
	General Civil - Level 2	2017	3	1	2	-	1	3	1	1	2	-	-	15	50.0%	15
		2016	-	-	2	-	1	2	2	3	-	1	1	10	▲	12
	General Civil - Level 3	2017	4	-	1	-	-	2	-	2	2	-	-	13	550.0%	13
		2016	-	-	-	-	-	-	1	-	1	1	-	2	▲	3
Criminal	Probates/Wills & Trusts - Level 2	2017	-	1	-	-	1	-	2	-	-	-	-	4	300.0%	4
		2016	-	-	1	-	-	-	-	-	-	-	-	1	▲	1
	Protective Orders	2017	-	-	-	-	-	-	-	-	-	-	-	0	-100.0%	0
		2016	-	-	-	-	-	1	-	-	-	-	-	1	▼	1
	Uncontested Divorce	2017	3	4	5	2	2	3	4	2	3	-	-	30	42.9%	30
		2016	-	3	-	1	2	4	2	1	3	5	6	21	▲	32
	Felonies and Related Matters	2017	8	9	14	7	21	17	14	7	14	7	-	118	-15.7%	118
		2016	17	6	14	13	3	32	15	22	6	12	27	140	▼	175
	Misdemeanor	2017	5	2	6	2	7	9	5	6	2	6	-	50	-15.3%	50
		2016	10	2	10	10	5	6	6	4	-	13	7	59	▼	79
	Other Criminally Related Matters	2017	-	1	5	1	4	3	3	4	3	-	-	27	58.8%	27
		2016	1	3	1	-	3	1	2	5	1	3	-	17	▲	20
Miscellaneous		2017	29	30	40	29	26	37	40	54	43	46	-	374	15.1%	374
		2016	44	32	36	32	18	28	40	28	39	28	47	325	▲	397
Other		2017	-	1	4	-	4	1	2	1	1	-	-	14	-44.0%	14
		2016	-	1	1	2	5	4	-	4	-	8	-	25	▼	25

January 2016 -- October 2017 Filings

Dashboard

Court: Dinwiddie Circuit

Start/End Date: Jan-16 / Oct-17

2016 Average Month: 138

Jan-Oct 2016: 1,363

Filings Trending: ▲

Circuit/Court ID: 11

211053

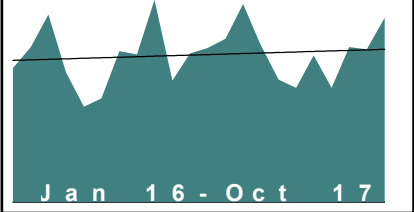
Type of Case: Filings

2017 Average Month:144

Jan-Oct 2017 : 1,440

Overall AVG. Month: 141

Monthly Filings Summary



Jan --- Oct Filings

1,440

2017

1,363

2016

Filings by Division																
		Jan	Feb	Mar	Apr	May	Jun	Jul	Aug	Sep	Oct	Nov	Dec	Thru Oct	% Change	Total
Total	2017	156	189	150	117	109	140	109	148	146	176	-	-	1,440	5.6%	1,440
	2016	128	148	179	124	91	99	144	141	193	116	142	147	1,363	▲	1,652
Civil	2017	31	22	19	11	16	19	16	24	24	31	-	-	213	-28.3%	213
	2016	22	29	27	21	23	21	58	49	29	18	11	17	297	▼	325
Criminal	2017	62	107	61	59	50	69	54	61	75	97	-	-	695	38.2%	695
	2016	39	50	63	52	31	51	36	41	99	41	75	69	503	▲	647
Miscellaneous	2017	63	59	70	47	42	52	38	63	47	48	-	-	529	-5.4%	529
	2016	67	69	89	51	37	26	50	51	64	55	56	60	559	▼	675
Other	2017	-	1	-	-	1	-	1	-	-	-	-	-	3	-25.0%	3
	2016	-	-	-	-	-	1	-	-	1	2	-	1	4	▼	5

Filings by Division & Case Category																	
			Jan	Feb	Mar	Apr	May	Jun	Jul	Aug	Sep	Oct	Nov	Dec	Thru Oct	% Change	Total
Civil	Administrative Law	2017	-	-	-	-	-	-	1	1	1	-	-	-	3	-50.0%	3
		2016	-	-	1	-	-	-	1	3	1	-	1	3	6	▼	10
	Contested Divorce	2017	1	4	3	2	1	3	3	4	4	2	-	-	27	-10.0%	27
		2016	3	3	2	4	3	4	3	2	5	1	2	1	30	▼	33
	Domestic and Family - Level 1	2017	-	3	4	1	6	2	2	6	4	2	-	-	30	-44.4%	30
		2016	-	6	10	6	-	1	4	15	11	1	-	1	54	▼	55
	Domestic and Family - Level 2	2017	2	-	-	-	-	-	1	2	4	3	-	-	12	-77.8%	12
		2016	2	-	-	1	1	1	39	5	2	3	-	2	54	▼	56
	General Civil - Level 1	2017	-	-	1	-	-	-	-	-	-	-	-	-	1	-83.3%	1
		2016	-	3	1	1	-	-	1	-	-	-	-	-	6	▼	6
	General Civil - Level 2	2017	2	1	2	3	3	3	-	1	3	6	-	-	24	-31.4%	24
		2016	1	3	7	3	8	2	2	6	1	2	2	2	35	▼	39
	General Civil - Level 3	2017	18	7	4	3	3	4	7	7	4	10	-	-	67	28.8%	67
		2016	9	4	1	3	3	7	4	10	7	4	1	3	52	▲	56
Probates/Wills & Trusts - Level 1	2017	1	-	-	-	-	-	-	-	-	-	-	-	1	1	1	
	2016	-	-	-	-	-	-	-	-	-	-	1	-	0	↔	1	
Probates/Wills & Trusts - Level 2	2017	1	2	1	1	-	1	-	2	1	3	-	-	12	300.0%	12	
	2016	1	-	-	1	-	-	-	1	-	-	-	-	3	▲	3	
Uncontested Divorce	2017	6	5	4	1	3	6	2	1	3	5	-	-	36	-36.8%	36	
	2016	6	10	5	2	8	6	4	7	2	7	4	5	57	▼	66	
Criminal	Felonies and Related Matters	2017	45	96	31	35	28	49	37	30	51	62	-	-	464	52.1%	464
		2016	30	30	38	30	14	24	19	21	79	20	52	52	305	▲	409
	Misdemeanor	2017	14	8	23	18	18	14	11	23	18	29	-	-	176	5.4%	176
		2016	8	19	22	20	14	20	16	13	19	16	20	15	167	▲	202
	Other Criminally Related Matters	2017	3	3	7	6	4	6	6	8	6	6	-	-	55	77.4%	55
		2016	1	1	3	2	3	7	1	7	1	5	3	2	31	▲	36
Miscellaneous	Other	2017	63	59	70	47	42	52	38	63	47	48	-	-	529	-5.4%	529
		2016	67	69	89	51	37	26	50	51	64	55	56	60	559	▼	675
	Other	2017	-	1	-	-	1	-	1	-	-	-	-	-	3	-25.0%	3
2016		-	-	-	-	-	1	-	-	1	2	-	1	4	▼	5	

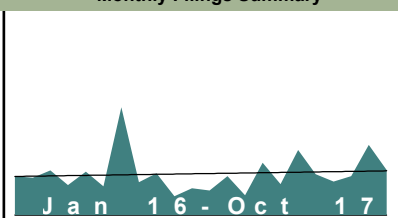
January 2016 -- October 2017 Filings

Dashboard

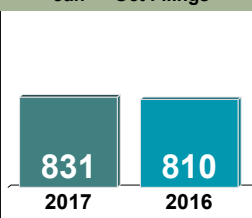
Court: Nottoway Circuit
Start/End Date: Jan-16 / Oct-17
2016 Average Month: 76
Jan-Oct 2016: 810
Filings Trending: ▲

Circuit/Court ID: 11
 211135
Type of Case: Filings
2017 Average Month: 83
Jan-Oct 2017 : 831
Overall AVG. Month: 79

Monthly Filings Summary



Jan --- Oct Filings



Filings by Division

		Jan	Feb	Mar	Apr	May	Jun	Jul	Aug	Sep	Oct	Nov	Dec	Thru Oct	% Change	Total
Total	2017	74	38	100	59	124	78	64	74	134	86	-	-	831	2.6%	831
	2016	74	71	85	57	83	55	206	63	80	36	51	47	810	▲	908
Civil	2017	9	14	17	15	7	12	15	22	13	17	-	-	141	33.0%	141
	2016	4	13	11	17	3	10	10	21	9	8	5	12	106	▲	123
Criminal	2017	40	8	49	14	89	40	27	25	94	40	-	-	426	4.4%	426
	2016	20	15	39	14	59	29	162	22	38	10	17	19	408	▲	444
Miscellaneous	2017	24	16	32	30	26	25	22	26	26	29	-	-	256	-10.5%	256
	2016	50	43	33	25	21	15	30	18	33	18	29	16	286	▼	331
Other	2017	1	-	2	-	2	1	-	1	1	-	-	-	8	-20.0%	8
	2016	-	-	2	1	-	1	4	2	-	-	-	-	10	▼	10

Filings by Division & Case Category

		Jan	Feb	Mar	Apr	May	Jun	Jul	Aug	Sep	Oct	Nov	Dec	Thru Oct	% Change	Total
Civil	Administrative Law	2017	-	-	-	-	-	-	-	-	-	-	-	0	-100.0%	0
		2016	-	-	-	-	-	1	-	2	-	-	-	3	▼	3
	Contested Divorce	2017	-	3	1	-	-	2	1	1	2	-	-	11	22.2%	11
		2016	-	1	-	2	-	3	2	1	-	1	2	9	▲	12
	Domestic and Family - Level 1	2017	1	1	1	1	1	-	1	-	2	-	-	8	33.3%	8
		2016	1	-	-	3	-	-	-	-	2	1	4	6	▲	11
	Domestic and Family - Level 2	2017	-	-	2	1	-	-	2	1	2	-	-	8	166.7%	8
		2016	-	-	-	3	-	-	-	-	-	-	-	3	▲	3
	General Civil - Level 1	2017	-	-	1	-	-	-	-	-	-	-	-	1	-50.0%	1
		2016	-	-	-	-	-	-	1	-	1	-	-	2	▼	2
	General Civil - Level 2	2017	2	5	3	6	-	-	1	2	3	-	-	22	4.8%	22
		2016	1	1	3	5	1	4	2	2	-	1	4	21	▲	26
Criminal	General Civil - Level 3	2017	4	1	3	1	3	9	9	8	5	-	-	48	23.1%	48
		2016	-	4	5	2	1	5	4	12	3	1	-	39	▲	40
	Probates/Wills & Trusts - Level 2	2017	1	1	3	4	-	-	1	2	1	-	-	18	260.0%	18
		2016	-	3	-	-	1	-	1	-	-	1	1	5	▲	7
	Protective Orders	2017	-	-	-	-	-	-	1	-	-	-	-	1	0.0%	1
		2016	-	-	1	-	-	-	-	-	-	-	-	1	↔	1
	Uncontested Divorce	2017	1	3	3	2	3	1	2	7	2	-	-	24	41.2%	24
		2016	2	4	2	2	-	1	-	3	1	2	-	17	▲	18
	Felonies and Related Matters	2017	30	7	42	7	71	28	19	10	80	27	-	321	63.8%	321
		2016	17	8	31	7	43	17	33	14	17	9	13	196	▲	219
	Misdemeanor	2017	10	-	7	4	16	10	7	13	10	11	-	88	-53.7%	88
		2016	2	4	7	5	13	11	128	4	15	1	2	190	▼	200
Miscellaneous	Other Criminally Related Matters	2017	-	1	-	3	2	2	1	2	4	2	-	17	-22.7%	17
		2016	1	3	1	2	3	1	1	4	6	-	2	22	▼	25
Other		2017	24	16	32	30	26	25	22	26	26	29	-	256	-10.5%	256
		2016	50	43	33	25	21	15	30	18	33	18	29	286	▼	331
Other		2017	1	-	2	-	2	1	-	1	1	-	-	8	-20.0%	8
		2016	-	-	2	1	-	1	4	2	-	-	-	10	▼	10

January 2016 -- October 2017 Filings

Dashboard

Court: Powhatan Circuit

Circuit/Court ID: 11

Start/End Date: Jan-16 / Oct-17

211145

2016 Average Month: 129

Type of Case: Filings

Jan-Oct 2016: 1,307


2017 Average Month:116

Filings Trending: ▼

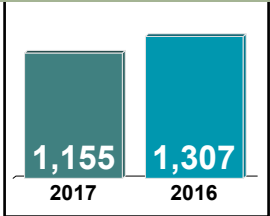
Jan-Oct 2017 : 1,155

Overall AVG. Month: 123

Monthly Filings Summary



Jan --- Oct Filings



Filings by Division																
		Jan	Feb	Mar	Apr	May	Jun	Jul	Aug	Sep	Oct	Nov	Dec	Thru Oct	% Change	Total
Total	2017	131	125	143	99	90	107	102	125	111	122	-	-	1,155	-11.6%	1,155
	2016	149	157	150	155	114	99	92	143	106	142	109	130	1,307	▼	1,546
Civil	2017	28	27	20	13	18	16	20	17	19	13	-	-	191	-16.2%	191
	2016	17	14	31	14	27	26	18	24	25	32	17	16	228	▼	261
Criminal	2017	15	32	28	17	10	21	22	14	25	26	-	-	210	-19.8%	210
	2016	24	24	13	45	35	19	16	41	19	26	21	30	262	▼	313
Miscellaneous	2017	88	66	95	69	62	69	59	94	67	82	-	-	751	-7.6%	751
	2016	108	117	106	96	52	54	58	78	62	82	71	84	813	▼	968
Other	2017	-	-	-	-	-	1	1	-	-	1	-	-	3	-25.0%	3
	2016	-	2	-	-	-	-	-	-	-	2	-	-	4	▼	4

Filings by Division & Case Category																
		Jan	Feb	Mar	Apr	May	Jun	Jul	Aug	Sep	Oct	Nov	Dec	Thru Oct	% Change	Total
Civil	Administrative Law	2017	-	1	-	-	-	-	-	-	-	-	-	1	0.0%	1
		2016	1	-	-	-	-	-	-	-	-	-	-	1	↔	1
	Contested Divorce	2017	1	-	4	1	1	4	1	2	1	-	-	17	-39.3%	17
		2016	2	2	4	2	4	2	4	2	3	2	5	28	▼	35
	Domestic and Family - Level 1	2017	7	1	2	-	7	2	3	2	3	-	-	29	-44.2%	29
		2016	1	2	14	3	3	7	6	5	7	6	-	52	▼	58
	Domestic and Family - Level 2	2017	1	1	4	2	-	-	1	1	-	-	-	10	100.0%	10
		2016	-	-	1	-	-	1	1	2	-	-	-	5	▲	5
	General Civil - Level 1	2017	-	-	-	-	-	-	-	-	-	-	-	0	-100.0%	0
		2016	-	-	-	-	-	-	-	1	-	1	-	1	▼	2
	General Civil - Level 2	2017	-	10	2	3	3	6	1	4	-	-	-	34	-22.7%	34
		2016	3	2	2	3	5	11	4	8	2	2	3	44	▼	49
	General Civil - Level 3	2017	10	6	2	2	2	2	4	2	2	-	-	34	3.0%	34
		2016	6	1	-	2	-	3	2	3	16	3	-	33	▲	36
Criminal	Probates/Wills & Trusts - Level 1	2017	-	-	-	-	-	-	-	-	-	-	-	0	-100.0%	0
		2016	-	-	-	-	1	-	1	-	-	-	-	3	▼	3
	Probates/Wills & Trusts - Level 2	2017	-	-	1	-	-	-	1	1	-	-	-	4	-42.9%	4
		2016	1	-	1	1	3	-	-	-	1	1	1	7	▼	9
	Protective Orders	2017	-	-	-	-	1	-	1	-	-	-	-	2	-50.0%	2
		2016	-	-	1	-	2	1	-	-	-	-	-	4	▼	4
	Uncontested Divorce	2017	9	8	5	5	4	2	7	6	7	-	-	60	20.0%	60
		2016	3	7	8	3	9	4	3	7	3	2	7	50	▲	59
	Felonies and Related Matters	2017	11	28	20	16	4	17	12	11	19	-	-	156	-15.7%	156
		2016	22	19	3	34	28	14	11	24	12	11	19	185	▼	215
Miscellaneous	Misdemeanor	2017	2	3	7	1	5	4	6	3	5	-	-	43	-2.3%	43
		2016	2	2	7	6	5	1	2	8	4	5	6	44	▼	55
	Other Criminally Related Matters	2017	2	1	1	-	1	-	4	-	1	-	-	11	-66.7%	11
		2016	-	3	3	5	2	4	3	9	3	5	5	33	▼	43
Other	Miscellaneous	2017	88	66	95	69	62	69	59	94	67	-	-	751	-7.6%	751
		2016	108	117	106	96	52	54	58	78	62	71	84	813	▼	968
Other	Other	2017	-	-	-	-	-	1	1	-	-	-	-	3	-25.0%	3
		2016	-	2	-	-	-	-	-	-	2	-	-	4	▼	4

January 2016 -- October 2017 Filings

Dashboard

Court: Petersburg Circuit

Circuit/Court ID: 11

Start/End Date: Jan-16 / Oct-17

211730

2016 Average Month: 194

Type of Case: Filings

Jan-Oct 2016: 1,952

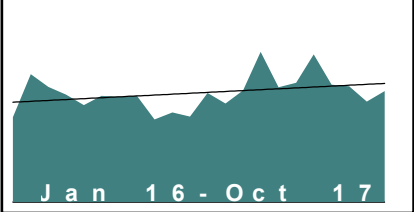
2017 Average Month: 227

Filings Trending: ▲

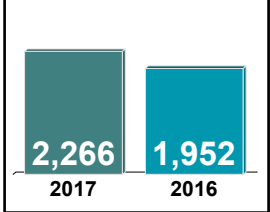
Jan-Oct 2017 : 2,266

Overall AVG. Month: 209

Monthly Filings Summary



Jan --- Oct Filings



Filings by Division																
		Jan	Feb	Mar	Apr	May	Jun	Jul	Aug	Sep	Oct	Nov	Dec	Thru Oct	% Change	Total
Total	2017	188	213	287	219	228	282	224	221	192	212	-	-	2,266	16.1%▲	2,266
	2016	162	244	220	205	185	203	201	203	158	171	163	208	1,952		2,323
Civil	2017	34	40	49	41	37	34	27	40	37	45	-	-	384	-3.3%▼	384
	2016	56	38	54	38	33	39	34	32	35	38	29	43	397		469
Criminal	2017	116	133	182	137	140	205	159	139	113	123	-	-	1,447	25.5%▲	1,447
	2016	79	145	116	124	123	122	131	120	91	102	92	127	1,153		1,372
Miscellaneous	2017	37	40	56	40	45	36	38	42	41	41	-	-	416	5.3%▲	416
	2016	26	61	50	42	29	41	36	50	29	31	42	36	395		473
Other	2017	1	-	-	1	6	7	-	-	1	3	-	-	19	171.4%▲	19
	2016	1	-	-	1	-	1	-	1	3	-	-	2	7		9

Filings by Division & Case Category																
		Jan	Feb	Mar	Apr	May	Jun	Jul	Aug	Sep	Oct	Nov	Dec	Thru Oct	% Change	Total
Civil	Administrative Law	2017	1	-	-	-	1	-	1	-	-	-	-	4	-55.6%▼	4
		2016	-	-	1	-	1	2	1	2	2	-	1	9		10
	Contested Divorce	2017	3	4	9	4	2	5	6	2	1	-	-	39	-4.9%▼	39
		2016	1	3	10	3	5	5	1	4	4	1	1	41		43
	Domestic and Family - Level 1	2017	2	11	1	5	4	2	3	4	10	-	-	49	28.9%▲	49
		2016	8	1	-	8	4	1	5	5	6	3	6	38		47
	Domestic and Family - Level 2	2017	3	2	1	2	3	-	3	-	1	-	-	15	-44.4%▼	15
		2016	13	2	3	3	2	2	-	-	2	3	1	27		31
	General Civil - Level 1	2017	1	-	2	-	2	1	-	-	2	-	-	8	0.0%↔	8
		2016	-	-	-	-	1	1	2	2	2	-	2	8		10
	General Civil - Level 2	2017	7	12	12	13	12	9	17	18	13	-	-	122	-9.0%▼	122
		2016	11	14	20	16	9	12	13	10	13	7	9	134		150
	General Civil - Level 3	2017	9	4	9	6	6	8	2	8	10	-	-	67	-4.3%▼	67
		2016	18	8	8	4	4	7	3	6	5	10	9	70		89
Criminal	Probates/Wills & Trusts - Level 1	2017	1	-	-	-	1	2	-	-	-	-	-	4	300.0%▲	4
		2016	-	1	-	-	-	-	-	-	-	1	1	1		3
	Probates/Wills & Trusts - Level 2	2017	1	1	1	2	2	-	-	-	3	-	-	10	25.0%▲	10
		2016	1	-	1	-	1	1	2	1	1	1	-	8		9
	Protective Orders	2017	-	-	-	-	1	-	-	-	1	-	-	2	0.0%↔	2
		2016	-	-	-	-	1	-	-	1	-	1	1	2		4
	Uncontested Divorce	2017	6	6	14	9	3	7	8	5	4	-	-	64	8.5%▲	64
		2016	4	9	11	4	6	7	4	6	7	2	12	59		73
	Capital Murder	2017	-	-	-	-	-	3	-	-	-	-	-	3	-50.0%▼	3
		2016	-	-	-	-	-	6	-	-	-	-	-	6		6
Miscellaneous	Felonies and Related Matters	2017	68	79	124	89	101	101	91	73	66	-	-	929	29.6%▲	929
		2016	53	95	78	64	72	69	77	81	52	47	64	717		828
	Misdemeanor	2017	28	42	29	23	27	51	19	32	23	-	-	296	19.8%▲	296
		2016	19	25	17	30	34	26	28	26	22	23	36	247		306
	Other Criminally Related Matters	2017	20	12	29	25	12	17	16	17	35	-	-	219	19.7%▲	219
		2016	7	25	21	30	17	20	13	17	6	22	27	183		232
Other	Miscellaneous	2017	37	40	56	40	45	36	38	42	41	-	-	416	5.3%▲	416
		2016	26	61	50	42	29	41	36	50	29	42	36	395		473
Other	Other	2017	1	-	-	1	6	7	-	-	1	3	-	19	171.4%▲	19
		2016	1	-	-	1	-	1	-	1	3	-	2	7		9

January 2016 -- October 2017 Filings

Dashboard

Court: Chesterfield Circuit

Circuit/Court ID: 12

Start/End Date: Jan-16 / Oct-17

212041

2016 Average Month: 1,371

Type of Case: Filings

Jan-Oct 2016: 13,933

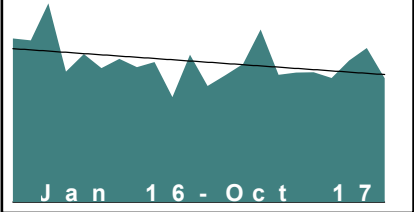
2017 Average Month:1,306

Filings Trending: ▼

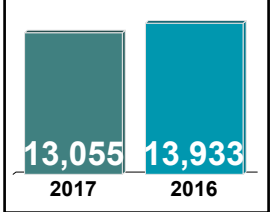
Jan-Oct 2017 : 13,055

Overall AVG. Month: 1,341

Monthly Filings Summary



Jan --- Oct Filings



Filings by Division																	
			Jan	Feb	Mar	Apr	May	Jun	Jul	Aug	Sep	Oct	Nov	Dec	Thru Oct	% Change	Total
Total	2017		1,212	1,318	1,646	1,214	1,237	1,238	1,185	1,353	1,471	1,181	-	-	13,055	-6.3%	13,055
	2016		1,563	1,543	1,896	1,246	1,412	1,280	1,366	1,288	1,337	1,002	1,407	1,108	13,933	▼	16,448
Civil	2017		185	202	250	212	201	205	170	214	226	201	-	-	2,066	-7.9%	2,066
	2016		186	227	269	228	204	270	189	222	247	202	202	167	2,244	▼	2,613
Criminal	2017		473	589	740	461	616	562	576	591	713	455	-	-	5,776	6.0%	5,776
	2016		545	479	696	525	628	558	549	477	576	415	614	487	5,448	▲	6,549
Miscellaneous	2017		521	492	611	517	370	432	410	513	498	480	-	-	4,844	-17.8%	4,844
	2016		782	810	906	460	553	417	581	551	478	354	562	430	5,892	▼	6,884
Other	2017		33	35	45	24	50	39	29	35	34	45	-	-	369	5.7%	369
	2016		50	27	25	33	27	35	47	38	36	31	29	24	349	▲	402

Filings by Division & Case Category																		
			Jan	Feb	Mar	Apr	May	Jun	Jul	Aug	Sep	Oct	Nov	Dec	Thru Oct	% Change	Total	
Civil	Administrative Law	2017	3	-	-	4	1	7	2	-	3	4	-	-	24	26.3%	24	
		2016	3	3	1	1	-	-	2	3	3	3	1	-	19	▲	20	
	Contested Divorce	2017	27	37	34	24	32	19	23	39	33	25	-	-	293	-3.0%	293	
		2016	15	34	42	39	37	25	27	20	38	25	30	14	302	▼	346	
	Domestic and Family - Level 1	2017	16	16	45	33	23	22	19	39	23	22	-	-	258	-12.8%	258	
		2016	31	21	31	30	18	32	28	26	38	41	23	33	296	▼	352	
	Domestic and Family - Level 2	2017	10	16	8	6	12	13	9	5	6	9	-	-	94	6.8%	94	
		2016	7	4	6	13	10	13	9	11	9	6	13	11	88	▲	112	
	General Civil - Level 1	2017	4	1	1	1	2	-	2	-	1	-	-	-	12	-7.7%	12	
		2016	-	3	2	4	-	2	-	1	1	-	-	2	13	▼	15	
	General Civil - Level 2	2017	43	42	59	47	35	57	45	59	61	50	-	-	498	5.5%	498	
		2016	39	62	68	39	45	44	42	47	45	41	46	27	472	▲	545	
	General Civil - Level 3	2017	17	15	18	17	20	6	15	11	21	10	-	-	150	-37.0%	150	
		2016	17	18	18	24	19	68	17	27	19	11	22	14	238	▼	274	
Probates/Wills & Trusts - Level 1	2017	1	-	2	2	-	3	-	-	-	1	-	-	9	50.0%	9		
	2016	1	1	-	-	2	-	1	-	1	-	1	1	6	▲	8		
Probates/Wills & Trusts - Level 2	2017	4	6	8	14	6	11	6	5	3	9	-	-	72	26.3%	72		
	2016	4	2	12	4	9	4	2	6	9	5	1	7	57	▲	65		
Protective Orders	2017	1	1	1	-	1	-	-	-	1	-	-	-	5	-58.3%	5		
	2016	-	-	3	2	-	1	1	2	2	1	-	1	12	▼	13		
Uncontested Divorce	2017	59	68	74	64	69	67	49	56	74	71	-	-	651	-12.1%	651		
	2016	69	79	86	72	64	81	60	79	82	69	65	57	741	▼	863		
Criminal	Capital Murder	2017	1	-	-	-	-	-	-	-	1	-	-	-	2	2	2	
		2016	-	-	-	-	-	-	-	-	-	-	-	-	0	↔	0	
	Felonies and Related Matters	2017	303	393	488	345	427	356	417	346	524	304	-	-	3,903	6.8%	3,903	
		2016	379	337	436	372	437	343	371	309	378	291	420	319	3,653	▲	4,392	
	Misdemeanor	2017	148	148	217	99	154	167	119	201	153	104	-	-	1,510	4.4%	1,510	
		2016	138	103	228	121	151	166	145	140	154	101	163	139	1,447	▲	1,749	
	Other Criminally Related Matters	2017	21	48	35	17	35	39	40	44	35	47	-	-	361	3.7%	361	
		2016	28	39	32	32	40	49	33	28	44	23	31	29	348	▲	408	
	Miscellaneous	2017		521	492	611	517	370	432	410	513	498	480	-	-	4,844	-17.8%	4,844
		2016		782	810	906	460	553	417	581	551	478	354	562	430	5,892	▼	6,884
Other	2017		33	35	45	24	50	39	29	35	34	45	-	-	369	5.7%	369	
	2016		50	27	25	33	27	35	47	38	36	31	29	24	349	▲	402	

January 2016 -- October 2017 Filings

Dashboard

Court: Colonial Heights Circuit

Circuit/Court ID: 12

Start/End Date: Jan-16 / Oct-17

212570

2016 Average Month: 160

Type of Case: Filings

Jan-Oct 2016: 1,655


2017 Average Month:168

Filings Trending: ↔

Jan-Oct 2017 : 1,682

Overall AVG. Month: 164

Monthly Filings Summary



Jan --- Oct Filings

1,682

1,655

2017

2016

Filings by Division																
		Jan	Feb	Mar	Apr	May	Jun	Jul	Aug	Sep	Oct	Nov	Dec	Thru Oct	% Change	Total
Total	2017	127	160	214	143	163	169	212	179	176	139	-	-	1,682	1.6%	1,682
	2016	129	207	176	176	174	116	204	158	139	176	132	136	1,655	▲	1,923
Civil	2017	13	25	21	19	15	16	19	20	20	13	-	-	181	23.1%	181
	2016	9	17	20	18	20	12	15	14	9	13	18	16	147	▲	181
Criminal	2017	75	90	137	91	112	98	147	115	110	80	-	-	1,055	-2.6%	1,055
	2016	74	126	101	121	120	63	153	100	94	131	68	87	1,083	▼	1,238
Miscellaneous	2017	30	35	49	20	24	51	29	31	35	35	-	-	339	-6.4%	339
	2016	38	58	48	33	31	34	33	37	27	23	38	26	362	▼	426
Other	2017	9	10	7	13	12	4	17	13	11	11	-	-	107	69.8%	107
	2016	8	6	7	4	3	7	3	7	9	9	8	7	63	▲	78

Filings by Division & Case Category																
		Jan	Feb	Mar	Apr	May	Jun	Jul	Aug	Sep	Oct	Nov	Dec	Thru Oct	% Change	Total
Civil	Administrative Law	2017	-	-	-	1	-	1	-	2	-	-	-	4	0.0%	4
		2016	-	-	2	-	-	1	-	1	-	-	1	4	↔	5
	Contested Divorce	2017	-	1	2	6	3	1	2	1	-	-	-	18	-14.3%	18
		2016	2	2	5	-	4	-	1	4	2	4	1	21	▼	26
	Domestic and Family - Level 1	2017	1	6	2	2	-	2	4	1	2	1	-	21	31.3%	21
		2016	1	4	-	1	2	2	3	2	-	1	3	16	▲	20
	Domestic and Family - Level 2	2017	1	1	2	-	-	-	1	4	1	-	-	10	66.7%	10
		2016	-	-	-	1	1	1	2	-	-	-	-	6	▲	6
	General Civil - Level 1	2017	-	1	-	-	1	-	1	-	1	-	-	4	300.0%	4
		2016	-	-	-	-	-	1	-	-	-	-	-	1	▲	1
	General Civil - Level 2	2017	6	5	3	2	5	-	5	2	1	2	-	31	47.6%	31
		2016	1	1	1	4	3	2	1	3	2	3	3	21	▲	26
	General Civil - Level 3	2017	1	5	2	1	2	2	5	3	4	-	-	27	58.8%	27
		2016	2	3	2	1	2	-	1	4	-	2	1	17	▲	20
Criminal	Probates/Wills & Trusts - Level 1	2017	-	-	-	-	-	-	-	-	-	-	-	0	-100.0%	0
		2016	-	-	1	-	-	-	-	-	-	-	-	1	▼	1
	Probates/Wills & Trusts - Level 2	2017	1	-	-	1	1	-	-	-	2	-	-	7	75.0%	7
		2016	-	-	-	2	-	1	-	1	-	-	2	4	▲	6
	Protective Orders	2017	-	-	-	-	-	1	1	-	-	-	-	2	-33.3%	2
		2016	-	-	-	2	1	-	-	-	-	-	-	3	▼	3
	Uncontested Divorce	2017	3	6	10	6	3	9	3	4	9	4	-	57	7.5%	57
		2016	3	7	9	7	7	4	7	2	3	4	9	53	▲	67
	Felonies and Related Matters	2017	52	59	77	55	49	67	94	70	80	62	-	665	1.1%	665
		2016	42	94	54	81	53	35	95	61	46	97	31	658	▲	742
	Misdemeanor	2017	22	24	51	29	49	25	47	40	23	13	-	323	-11.5%	323
		2016	22	28	42	35	58	25	51	32	43	29	32	365	▼	424
	Other Criminally Related Matters	2017	1	7	9	7	14	6	6	5	7	5	-	67	11.7%	67
		2016	10	4	5	5	9	3	7	7	5	5	7	60	▲	72
Miscellaneous	2017	30	35	49	20	24	51	29	31	35	35	-	-	339	-6.4%	339
	2016	38	58	48	33	31	34	33	37	27	23	38	26	362	▼	426
Other	2017	9	10	7	13	12	4	17	13	11	11	-	-	107	69.8%	107
	2016	8	6	7	4	3	7	3	7	9	9	8	7	63	▲	78

January 2016 -- October 2017 Filings

Dashboard

Court: Richmond Circuit

Circuit/Court ID: 13

Start/End Date: Jan-16 / Oct-17

2016 Average Month: 1,200

Jan-Oct 2016: 12,230

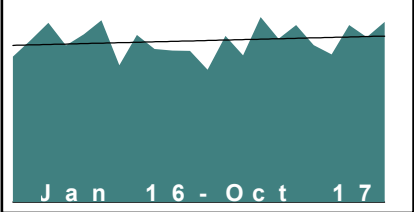
Filings Trending: ▲

2017 Average Month: 1,272

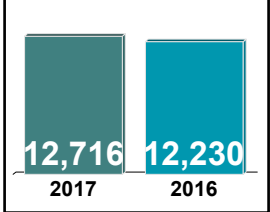
Jan-Oct 2017 : 12,716

Overall AVG. Month: 1,232

Monthly Filings Summary



Jan --- Oct Filings



Filings by Division																
		Jan	Feb	Mar	Apr	May	Jun	Jul	Aug	Sep	Oct	Nov	Dec	Thru Oct	% Change	Total
Total	2017	1,269	1,121	1,412	1,247	1,353	1,198	1,128	1,351	1,260	1,377	-	-	12,716	4.0%	12,716
	2016	1,110	1,237	1,369	1,196	1,281	1,389	1,044	1,277	1,169	1,158	1,155	1,011	12,230	▲	14,396
Civil	2017	241	234	295	289	283	242	283	304	271	295	-	-	2,737	7.3%	2,737
	2016	180	277	333	242	295	250	240	249	252	233	249	222	2,551	▲	3,022
Criminal	2017	517	447	633	442	496	493	425	544	454	645	-	-	5,096	-6.8%	5,096
	2016	550	504	557	549	573	708	414	592	497	526	510	383	5,470	▼	6,363
Miscellaneous	2017	246	252	291	280	306	221	226	280	296	247	-	-	2,645	4.0%	2,645
	2016	221	290	308	261	248	253	222	271	230	240	236	231	2,544	▲	3,011
Other	2017	265	188	193	236	268	242	194	223	239	190	-	-	2,238	34.4%	2,238
	2016	159	166	171	144	165	178	168	165	190	159	160	175	1,665	▲	2,000

Filings by Division & Case Category																	
			Jan	Feb	Mar	Apr	May	Jun	Jul	Aug	Sep	Oct	Nov	Dec	Thru Oct	% Change	Total
Civil	Administrative Law	2017	2	3	5	6	5	5	2	7	6	8	-	-	49	40.0%	49
		2016	2	1	1	1	8	2	3	5	5	7	6	9	35	▲	50
	Contested Divorce	2017	13	15	22	17	15	12	17	13	15	18	-	-	157	-16.0%	157
		2016	11	25	27	15	19	14	19	24	20	13	13	12	187	▼	212
	Domestic and Family - Level 1	2017	7	16	10	34	6	4	15	20	17	14	-	-	143	-14.4%	143
		2016	2	19	38	17	19	22	10	15	13	12	25	16	167	▼	208
	Domestic and Family - Level 2	2017	20	23	19	21	21	27	15	31	13	16	-	-	206	35.5%	206
		2016	10	19	17	11	22	12	17	15	11	18	12	21	152	▲	185
	General Civil - Level 1	2017	2	3	3	7	8	9	1	3	4	5	-	-	45	-4.3%	45
		2016	3	5	3	2	5	5	5	9	9	1	7	5	47	▼	59
	General Civil - Level 2	2017	116	108	138	118	130	111	130	145	115	115	-	-	1,226	12.8%	1,226
		2016	88	110	143	100	132	112	99	85	113	105	111	103	1,087	▲	1,301
	General Civil - Level 3	2017	29	36	53	44	55	28	46	41	58	69	-	-	459	21.1%	459
		2016	24	37	41	40	46	34	50	33	34	40	35	32	379	▲	446
Probates/Wills & Trusts - Level 1	2017	1	-	1	-	-	1	-	-	-	-	-	-	3	50.0%	3	
	2016	-	-	-	-	-	-	1	-	-	1	1	-	2	▲	3	
Probates/Wills & Trusts - Level 2	2017	20	9	11	7	13	12	12	10	15	13	-	-	122	5.2%	122	
	2016	8	14	15	11	11	12	5	17	13	10	10	5	116	▲	131	
Uncontested Divorce	2017	31	21	33	35	30	33	45	34	28	37	-	-	327	-13.7%	327	
	2016	32	47	48	45	33	37	31	46	34	26	29	19	379	▼	427	
Criminal	Capital Murder	2017	-	1	1	-	-	1	-	-	-	1	-	-	4	-20.0%	4
		2016	1	2	-	2	-	-	-	-	-	-	-	-	5	▼	5
	Felonies and Related Matters	2017	407	333	520	372	408	401	356	455	369	540	-	-	4,161	5.0%	4,161
		2016	421	313	444	340	367	568	288	469	369	384	425	285	3,963	▲	4,673
	Misdemeanor	2017	101	92	87	61	75	72	63	69	53	87	-	-	760	-13.8%	760
		2016	109	86	62	85	115	92	79	82	83	89	57	51	882	▼	990
	Other Criminally Related Matters	2017	9	21	25	9	13	19	6	20	32	17	-	-	171	-72.4%	171
		2016	19	103	51	122	91	48	47	41	45	53	28	47	620	▼	695
	Miscellaneous	2017	246	252	291	280	306	221	226	280	296	247	-	-	2,645	4.0%	2,645
		2016	221	290	308	261	248	253	222	271	230	240	236	231	2,544	▲	3,011
	Other	2017	265	188	193	236	268	242	194	223	239	190	-	-	2,238	34.4%	2,238
		2016	159	166	171	144	165	178	168	165	190	159	160	175	1,665	▲	2,000

January 2016 -- October 2017 Filings

Dashboard

Court: Henrico Circuit

Start/End Date: Jan-16 / Oct-17

2016 Average Month: 1,069

Jan-Oct 2016: 10,851

Filings Trending: ▲

Circuit/Court ID: 14

214087

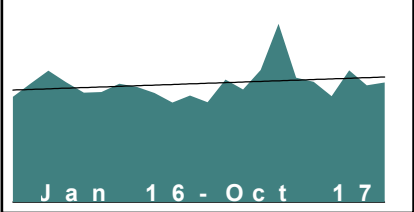
Type of Case: Filings

2017 Average Month:1,207

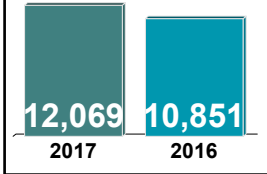
Jan-Oct 2017 : 12,069

Overall AVG. Month: 1,131

Monthly Filings Summary



Jan --- Oct Filings



Filings by Division																
		Jan	Feb	Mar	Apr	May	Jun	Jul	Aug	Sep	Oct	Nov	Dec	Thru Oct	% Change	Total
Total	2017	1,170	1,074	1,261	1,703	1,189	1,147	1,010	1,258	1,114	1,143	-	-	12,069	11.2%	12,069
	2016	1,004	1,134	1,256	1,145	1,043	1,050	1,129	1,098	1,042	950	1,018	953	10,851	▲	12,822
Civil	2017	201	193	221	164	191	230	179	212	200	221	-	-	2,012	-3.7%	2,012
	2016	147	239	269	216	212	180	195	226	213	193	164	159	2,090	▼	2,413
Criminal	2017	543	440	522	1,130	567	491	487	568	499	431	-	-	5,678	25.6%	5,678
	2016	380	395	511	517	467	454	486	437	473	399	434	413	4,519	▲	5,366
Miscellaneous	2017	391	417	473	356	375	380	291	405	358	397	-	-	3,843	-2.6%	3,843
	2016	452	475	445	383	335	387	411	400	330	328	391	355	3,946	▼	4,692
Other	2017	35	24	45	53	56	46	53	73	57	94	-	-	536	81.1%	536
	2016	25	25	31	29	29	29	37	35	26	30	29	26	296	▲	351

Filings by Division & Case Category																
		Jan	Feb	Mar	Apr	May	Jun	Jul	Aug	Sep	Oct	Nov	Dec	Thru Oct	% Change	Total
Civil	Administrative Law	2017	2	-	4	1	1	-	-	1	1	-	-	11	10.0%	11
		2016	1	1	1	-	-	3	3	-	1	2	1	10	▲	13
	Contested Divorce	2017	28	19	29	21	23	34	22	22	30	24	-	252	-7.0%	252
		2016	16	33	34	31	28	31	25	27	22	24	21	271	▼	308
	Domestic and Family - Level 1	2017	12	22	13	13	12	23	12	17	24	28	-	176	-12.0%	176
		2016	10	20	22	23	13	24	17	28	24	19	14	200	▼	225
	Domestic and Family - Level 2	2017	4	2	9	7	9	10	6	9	6	6	-	68	-40.9%	68
		2016	10	6	25	24	5	9	6	8	13	9	13	115	▼	134
	General Civil - Level 1	2017	4	5	6	1	5	1	2	3	-	4	-	31	-8.8%	31
		2016	4	7	2	3	6	-	3	3	4	2	2	34	▼	36
	General Civil - Level 2	2017	58	59	62	32	55	65	46	62	59	66	-	564	3.9%	564
		2016	50	66	57	61	51	40	60	59	60	39	42	543	▲	623
	General Civil - Level 3	2017	16	23	19	31	22	28	15	16	24	23	-	217	-6.5%	217
		2016	17	34	30	20	31	16	15	22	31	18	23	232	▼	273
Criminal	Probates/Wills & Trusts - Level 1	2017	4	2	-	-	2	1	2	1	-	1	-	13	85.7%	13
		2016	-	-	2	1	-	1	1	2	-	-	2	7	▲	9
	Probates/Wills & Trusts - Level 2	2017	13	10	4	8	5	10	6	12	13	6	-	87	-6.5%	87
		2016	3	9	9	9	13	10	10	8	8	14	6	93	▼	104
	Protective Orders	2017	1	-	-	-	-	-	-	1	-	-	-	2	-66.7%	2
		2016	1	-	2	-	-	-	-	3	-	1	1	6	▼	8
	Uncontested Divorce	2017	59	51	75	50	57	58	68	69	42	62	-	591	2.1%	591
		2016	35	63	85	44	65	47	54	54	55	49	52	579	▲	680
	Capital Murder	2017	-	-	1	-	1	-	-	-	-	-	-	2	-33.3%	2
		2016	-	1	-	-	2	-	-	-	-	-	-	3	▼	3
Criminal	Felonies and Related Matters	2017	381	309	370	998	404	305	335	372	319	266	-	4,059	30.6%	4,059
		2016	256	286	363	367	322	314	356	287	336	220	284	3,107	▲	3,676
	Misdemeanor	2017	119	90	108	81	123	150	109	137	146	102	-	1,165	19.2%	1,165
		2016	90	69	109	115	95	94	88	100	99	118	104	977	▲	1,185
	Other Criminally Related Matters	2017	43	41	43	51	39	36	43	59	34	63	-	452	4.6%	452
		2016	34	39	39	35	48	46	42	50	38	61	46	432	▲	502
Miscellaneous		2017	391	417	473	356	375	380	291	405	358	397	-	3,843	-2.6%	3,843
		2016	452	475	445	383	335	387	411	400	330	328	391	3,946	▼	4,692
Other		2017	35	24	45	53	56	46	53	73	57	94	-	536	81.1%	536
		2016	25	25	31	29	29	29	37	35	26	30	29	296	▲	351

January 2016 -- October 2017 Filings

Dashboard

Court: Caroline Circuit

Circuit/Court ID: 15

Start/End Date: Jan-16 / Oct-17

215033

2016 Average Month: 183

Type of Case: Filings

Jan-Oct 2016: 1,856

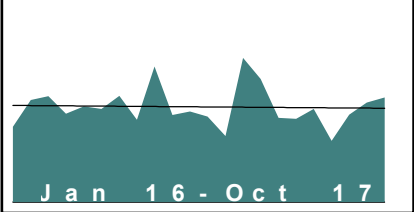
2017 Average Month:181

Filings Trending: ▼

Jan-Oct 2017 : 1,808

Overall AVG. Month: 182

Monthly Filings Summary



Jan --- Oct Filings

1,808

1,856

2017

2016

Filings by Division																
		Jan	Feb	Mar	Apr	May	Jun	Jul	Aug	Sep	Oct	Nov	Dec	Thru Oct	% Change	Total
Total	2017	126	275	235	161	159	178	117	167	190	200	-	-	1,808	-2.6%	1,808
	2016	144	195	202	169	183	178	203	157	259	166	173	163	1,856	▼	2,192
Civil	2017	16	12	20	26	31	19	14	29	21	26	-	-	214	-15.7%	214
	2016	19	18	22	24	31	30	34	38	27	11	16	20	254	▼	290
Criminal	2017	38	159	97	66	60	84	42	63	67	85	-	-	761	-11.3%	761
	2016	50	96	88	66	95	73	97	57	152	84	103	81	858	▼	1,042
Miscellaneous	2017	56	89	88	59	55	65	57	69	56	70	-	-	664	3.4%	664
	2016	73	69	78	70	51	61	62	53	68	57	46	54	642	▲	742
Other	2017	16	15	30	10	13	10	4	6	46	19	-	-	169	65.7%	169
	2016	2	12	14	9	6	14	10	9	12	14	8	8	102	▲	118

Filings by Division & Case Category																
		Jan	Feb	Mar	Apr	May	Jun	Jul	Aug	Sep	Oct	Nov	Dec	Thru Oct	% Change	Total
Civil	Administrative Law	2017	-	-	-	1	-	-	1	-	-	-	-	2	0.0%	2
		2016	1	-	-	-	-	-	1	-	-	1	-	2	↔	3
	Contested Divorce	2017	2	-	2	3	2	1	3	1	1	-	-	15	-40.0%	15
		2016	1	5	5	3	2	3	5	1	-	-	-	25	▼	25
	Domestic and Family - Level 1	2017	-	1	1	5	8	3	5	1	2	-	-	29	-47.3%	29
		2016	6	-	3	6	7	5	1	19	4	7	4	55	▼	66
	Domestic and Family - Level 2	2017	-	1	-	6	1	-	4	2	2	-	-	16	45.5%	16
		2016	1	1	1	-	6	-	1	-	-	-	1	11	▲	12
	General Civil - Level 1	2017	-	-	1	-	-	-	1	-	-	-	-	2	-66.7%	2
		2016	-	1	-	-	-	2	1	-	1	1	-	6	▼	7
	General Civil - Level 2	2017	8	5	6	8	11	5	11	11	10	-	-	77	54.0%	77
		2016	5	4	2	5	7	10	11	2	3	3	2	50	▲	55
	General Civil - Level 3	2017	2	2	4	-	2	4	1	5	5	-	-	28	-44.0%	28
Criminal		2016	3	2	5	4	5	10	13	2	1	2	6	50	▼	58
	Probates/Wills & Trusts - Level 2	2017	2	-	-	-	-	2	2	-	-	-	-	6	-73.9%	6
		2016	2	1	5	2	-	1	11	1	-	-	2	23	▼	25
	Protective Orders	2017	-	-	-	-	-	-	-	-	-	-	-	0	0	0
		2016	-	-	-	-	-	-	-	-	-	1	-	0	↔	1
	Uncontested Divorce	2017	2	3	6	3	7	6	2	1	6	-	-	39	21.9%	39
		2016	-	4	1	4	4	5	3	3	2	1	5	32	▲	38
	Capital Murder	2017	-	-	-	-	-	-	-	-	-	-	-	0	0	0
		2016	-	-	-	-	-	-	-	-	-	-	1	0	↔	1
	Felonies and Related Matters	2017	20	129	56	39	30	56	20	36	44	63	-	493	-15.9%	493
		2016	39	54	55	44	78	49	72	44	93	58	63	586	▼	704
	Misdemeanor	2017	12	22	34	20	15	24	18	22	12	19	-	198	-8.3%	198
		2016	8	33	28	18	14	18	21	10	49	17	32	216	▼	268
	Other Criminally Related Matters	2017	6	8	7	7	15	4	4	5	11	3	-	70	25.0%	70
		2016	3	9	5	4	3	6	4	3	10	9	5	56	▲	69
Miscellaneous		2017	56	89	88	59	55	65	57	69	56	-	-	664	3.4%	664
		2016	73	69	78	70	51	61	62	53	68	46	54	642	▲	742
Other		2017	16	15	30	10	13	10	4	6	46	19	-	169	65.7%	169
		2016	2	12	14	9	6	14	10	9	12	14	8	102	▲	118

January 2016 -- October 2017 Filings

Dashboard

Court: Essex Circuit

Start/End Date: Jan-16 / Oct-17

2016 Average Month: 53

Jan-Oct 2016: 524

Filings Trending: ▲

Circuit/Court ID: 15

215057

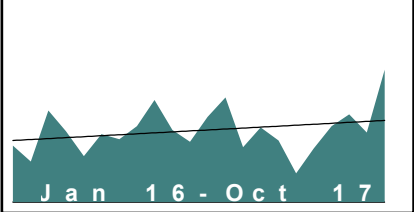
Type of Case: Filings

2017 Average Month: 57

Jan-Oct 2017 : 568

Overall AVG. Month: 55

Monthly Filings Summary



Jan --- Oct Filings

568

524

2017

2016

Filings by Division																
		Jan	Feb	Mar	Apr	May	Jun	Jul	Aug	Sep	Oct	Nov	Dec	Thru Oct	% Change	Total
Total	2017	80	42	57	47	22	41	58	67	53	101	-	-	568	8.4%	568
	2016	43	31	70	54	35	52	48	58	78	55	46	65	524	▲	635
Civil	2017	11	7	17	7	3	11	5	9	7	9	-	-	86	24.6%	86
	2016	3	4	7	4	11	8	7	12	6	7	7	5	69	▲	81
Criminal	2017	49	6	23	27	7	15	29	33	23	68	-	-	280	-3.4%	280
	2016	22	12	38	33	12	28	30	22	61	32	21	37	290	▼	348
Miscellaneous	2017	20	28	17	13	12	14	24	25	23	24	-	-	200	23.5%	200
	2016	18	15	25	17	12	16	11	24	11	13	18	23	162	▲	203
Other	2017	-	1	-	-	-	1	-	-	-	-	-	-	2	-33.3%	2
	2016	-	-	-	-	-	-	-	-	-	3	-	-	3	▼	3

Filings by Division & Case Category																
		Jan	Feb	Mar	Apr	May	Jun	Jul	Aug	Sep	Oct	Nov	Dec	Thru Oct	% Change	Total
Civil	Administrative Law	2017	-	1	-	1	-	-	-	-	-	-	-	2	2	2
		2016	-	-	-	-	-	-	-	-	-	1	-	0	↔	1
	Contested Divorce	2017	2	-	1	1	2	1	1	2	-	-	-	11	266.7%	11
		2016	1	-	-	1	-	1	-	-	-	-	1	3	▲	4
	Domestic and Family - Level 1	2017	1	3	-	1	1	1	4	-	-	-	-	11	-15.4%	11
		2016	-	-	1	-	2	-	5	1	4	3	-	13	▼	16
	Domestic and Family - Level 2	2017	-	-	-	-	-	-	-	1	-	-	-	1	-66.7%	1
		2016	-	-	1	-	1	-	-	1	-	-	-	3	▼	3
	General Civil - Level 2	2017	2	1	3	-	-	6	1	2	3	-	-	18	-18.2%	18
		2016	2	1	2	2	4	3	3	1	1	2	3	22	▼	27
	General Civil - Level 3	2017	-	1	8	-	-	1	-	-	4	-	-	14	27.3%	14
		2016	-	-	2	-	3	1	2	2	1	-	-	11	▲	11
Criminal	Probates/Wills & Trusts - Level 1	2017	1	-	-	-	-	-	-	1	-	-	-	2	2	2
		2016	-	-	-	-	-	-	-	-	-	-	-	0	↔	0
	Probates/Wills & Trusts - Level 2	2017	5	1	-	-	-	-	-	-	-	-	-	6	200.0%	6
		2016	-	-	-	1	-	-	-	1	-	-	-	2	▲	2
	Uncontested Divorce	2017	-	-	5	4	-	4	3	1	2	-	-	21	40.0%	21
		2016	-	3	1	-	2	3	2	-	1	1	1	15	▲	17
	Felonies and Related Matters	2017	35	3	14	23	2	9	18	11	24	-	-	157	-28.6%	157
		2016	18	8	32	24	5	22	27	13	49	22	16	220	▼	259
	Misdemeanor	2017	10	3	4	3	4	4	8	6	13	-	-	59	37.2%	59
		2016	2	1	2	4	7	6	3	10	8	3	14	43	▲	60
	Other Criminally Related Matters	2017	4	-	5	1	1	2	7	7	6	-	-	64	137.0%	64
		2016	2	3	4	5	-	3	6	2	2	2	-	27	▲	29
Miscellaneous		2017	20	28	17	13	12	14	24	25	23	-	-	200	23.5%	200
		2016	18	15	25	17	12	16	11	24	11	18	23	162	▲	203
Other		2017	-	1	-	-	-	1	-	-	-	-	-	2	-33.3%	2
		2016	-	-	-	-	-	-	-	-	3	-	-	3	▼	3

January 2016 -- October 2017 Filings

Dashboard

Court: Hanover Circuit

Start/End Date: Jan-16 / Oct-17

2016 Average Month: 521

Jan-Oct 2016: 5,317

Filings Trending: ↔

Circuit/Court ID: 15

215085

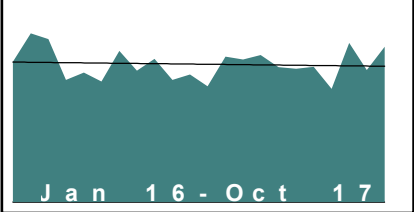
Type of Case: Filings

2017 Average Month:534

Jan-Oct 2017 : 5,340

Overall AVG. Month: 527

Monthly Filings Summary



Jan --- Oct Filings

5,340

2017

5,317

2016

Filings by Division																
		Jan	Feb	Mar	Apr	May	Jun	Jul	Aug	Sep	Oct	Nov	Dec	Thru Oct	% Change	Total
Total	2017	555	545	562	515	509	517	432	608	504	593	-	-	5,340	0.4%	5,340
	2016	536	644	623	466	495	461	577	502	547	466	487	442	5,317	▲	6,246
Civil	2017	90	122	99	116	111	112	92	134	113	117	-	-	1,106	2.8%	1,106
	2016	74	135	125	106	113	84	101	107	131	100	101	79	1,076	▲	1,256
Criminal	2017	222	221	237	246	220	215	166	229	187	242	-	-	2,185	9.0%	2,185
	2016	171	212	227	175	225	190	245	183	187	189	170	165	2,004	▲	2,339
Miscellaneous	2017	237	198	217	148	170	184	169	238	195	227	-	-	1,983	-9.2%	1,983
	2016	288	295	264	181	154	180	225	209	219	169	209	191	2,184	▼	2,584
Other	2017	6	4	9	5	8	6	5	7	9	7	-	-	66	24.5%	66
	2016	3	2	7	4	3	7	6	3	10	8	7	7	53	▲	67

Filings by Division & Case Category																	
			Jan	Feb	Mar	Apr	May	Jun	Jul	Aug	Sep	Oct	Nov	Dec	Thru Oct	% Change	Total
Civil	Administrative Law	2017	-	-	-	1	1	2	-	1	-	-	-	-	5	-16.7%	5
		2016	-	-	-	-	-	-	-	1	4	1	-	-	6	▼	6
	Contested Divorce	2017	21	30	14	25	16	18	8	20	18	16	-	-	186	-6.1%	186
		2016	6	35	20	18	21	15	17	27	20	19	16	18	198	▼	232
	Domestic and Family - Level 1	2017	4	7	10	5	4	6	6	8	6	13	-	-	69	-28.9%	69
		2016	12	8	11	8	12	4	12	10	13	7	8	7	97	▼	112
	Domestic and Family - Level 2	2017	3	2	1	4	7	8	6	3	12	7	-	-	53	89.3%	53
		2016	-	4	5	3	3	-	2	1	5	5	3	3	28	▲	34
	General Civil - Level 1	2017	-	-	-	-	1	-	-	-	-	1	-	-	2	-60.0%	2
		2016	1	-	-	-	2	-	-	-	2	-	2	-	5	▼	7
	General Civil - Level 2	2017	13	14	24	10	20	18	17	29	14	20	-	-	179	38.8%	179
		2016	10	13	7	8	17	13	12	20	15	14	15	11	129	▲	155
	General Civil - Level 3	2017	10	8	3	11	11	13	4	12	5	7	-	-	84	3.7%	84
		2016	7	9	7	7	6	8	13	3	12	9	8	4	81	▲	93
Probates/Wills & Trusts - Level 1	2017	-	-	1	1	-	-	-	1	-	-	-	-	3	-25.0%	3	
	2016	-	-	-	1	-	1	-	-	1	1	-	-	4	▼	4	
Probates/Wills & Trusts - Level 2	2017	4	2	3	3	3	-	3	5	1	3	-	-	27	-12.9%	27	
	2016	3	3	7	3	-	5	2	4	2	2	3	2	31	▼	36	
Uncontested Divorce	2017	35	59	43	56	48	47	48	55	57	50	-	-	498	0.2%	498	
	2016	35	63	68	58	52	38	43	41	57	42	46	34	497	▲	577	
Criminal	Capital Murder	2017	-	-	-	-	-	-	-	-	-	-	-	-	0	-100.0%	0
		2016	-	-	2	-	-	-	-	-	-	-	-	-	2	▼	2
	Felonies and Related Matters	2017	118	132	143	152	135	115	92	93	92	123	-	-	1,195	6.0%	1,195
		2016	101	113	103	113	112	108	159	98	112	108	82	94	1,127	▲	1,303
	Misdemeanor	2017	92	81	79	83	72	88	64	124	85	104	-	-	872	16.0%	872
		2016	61	87	96	53	101	68	72	73	68	73	75	62	752	▲	889
	Other Criminally Related Matters	2017	12	8	15	11	13	12	10	12	10	15	-	-	118	-4.1%	118
		2016	9	12	26	9	12	14	14	12	7	8	13	9	123	▼	145
	Miscellaneous	2017	237	198	217	148	170	184	169	238	195	227	-	-	1,983	-9.2%	1,983
		2016	288	295	264	181	154	180	225	209	219	169	209	191	2,184	▼	2,584
Other	2017	6	4	9	5	8	6	5	7	9	7	-	-	66	24.5%	66	
	2016	3	2	7	4	3	7	6	3	10	8	7	7	53	▲	67	

January 2016 -- October 2017 Filings

Dashboard

Court: King George Circuit

Circuit/Court ID: 15

Start/End Date: Jan-16 / Oct-17

215099

2016 Average Month: 96

Type of Case: Filings

Jan-Oct 2016: 1,003

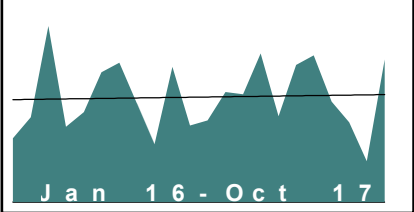
2017 Average Month:105

Filings Trending: ▲

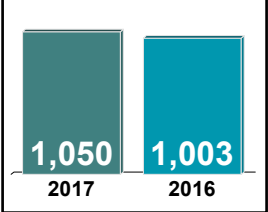
Jan-Oct 2017 : 1,050

Overall AVG. Month: 100

Monthly Filings Summary



Jan --- Oct Filings



Filings by Division																
		Jan	Feb	Mar	Apr	May	Jun	Jul	Aug	Sep	Oct	Nov	Dec	Thru Oct	% Change	Total
Total	2017	105	103	142	82	131	140	96	76	39	136	-	-	1,050	4.7%	1,050
	2016	61	81	168	72	86	124	133	94	55	129	73	78	1,003	▲	1,154
Civil	2017	10	16	28	29	6	30	16	14	11	12	-	-	172	2.4%	172
	2016	19	20	15	20	14	12	28	13	16	11	15	8	168	▲	191
Criminal	2017	89	77	108	45	109	104	71	55	25	113	-	-	796	5.3%	796
	2016	39	56	130	44	67	108	95	75	31	111	51	64	756	▲	871
Miscellaneous	2017	6	10	5	7	14	6	9	7	3	11	-	-	78	0.0%	78
	2016	3	5	23	8	5	4	9	6	8	7	7	6	78	↔	91
Other	2017	-	-	1	1	2	-	-	-	-	-	-	-	4	300.0%	4
	2016	-	-	-	-	-	-	1	-	-	-	-	-	1	▲	1

Filings by Division & Case Category																
		Jan	Feb	Mar	Apr	May	Jun	Jul	Aug	Sep	Oct	Nov	Dec	Thru Oct	% Change	Total
Civil	Administrative Law	2017	-	-	-	1	-	1	-	-	-	-	-	2	0.0%	2
		2016	-	1	-	-	1	-	-	-	-	-	-	2	↔	2
	Contested Divorce	2017	1	4	1	3	2	3	1	1	3	-	-	22	-21.4%	22
		2016	6	6	1	2	1	3	4	1	1	1	3	28	▼	32
	Domestic and Family - Level 1	2017	-	-	15	9	-	5	1	-	-	-	-	30	3.4%	30
		2016	5	1	2	6	1	8	-	4	2	2	1	29	▲	32
	Domestic and Family - Level 2	2017	-	3	3	-	-	3	1	-	-	-	-	10	42.9%	10
		2016	-	1	-	2	-	2	1	1	-	-	1	7	▲	8
	General Civil - Level 1	2017	-	-	-	-	-	2	1	-	-	-	-	3	200.0%	3
		2016	-	-	-	-	-	-	1	-	-	-	-	1	▲	1
	General Civil - Level 2	2017	3	-	1	3	1	4	3	5	4	3	-	27	-18.2%	27
		2016	5	4	4	1	3	4	3	3	3	7	2	33	▼	42
	General Civil - Level 3	2017	4	2	2	6	-	5	-	2	1	-	-	22	69.2%	22
		2016	1	1	1	2	1	2	4	-	1	2	-	13	▲	15
Criminal	Probates/Wills & Trusts - Level 1	2017	-	-	-	-	-	-	-	-	-	-	-	0	-100.0%	0
		2016	-	1	-	-	1	-	1	-	-	-	-	3	▼	3
	Probates/Wills & Trusts - Level 2	2017	2	-	-	3	-	1	1	-	1	-	-	10	-9.1%	10
		2016	1	1	1	1	-	2	2	-	2	1	-	11	▼	11
	Protective Orders	2017	-	-	1	-	-	-	-	-	-	-	-	1	1	1
		2016	-	-	-	-	-	-	-	-	-	-	-	0	↔	0
	Uncontested Divorce	2017	-	7	5	4	3	11	3	6	3	-	-	45	9.8%	45
		2016	1	4	6	6	6	1	6	3	5	3	1	41	▲	45
	Capital Murder	2017	-	-	-	-	-	-	-	1	-	-	-	1	1	1
		2016	-	-	-	-	-	-	-	-	-	-	-	0	↔	0
Miscellaneous	Felonies and Related Matters	2017	61	56	91	32	67	81	46	31	17	80	-	562	10.4%	562
		2016	22	36	100	32	38	79	60	42	23	77	24	509	▲	576
	Misdemeanor	2017	28	20	17	12	40	22	24	23	6	33	-	225	-4.3%	225
		2016	16	20	28	11	28	28	35	29	6	34	23	235	▼	276
	Other Criminally Related Matters	2017	-	1	-	1	2	1	1	1	1	-	-	8	-33.3%	8
Other		2016	1	-	2	1	1	1	4	2	-	4	3	12	▼	19
	Miscellaneous	2017	6	10	5	7	14	6	9	7	3	11	-	78	0.0%	78
		2016	3	5	23	8	5	4	9	6	8	7	6	78	↔	91
	Other	2017	-	-	1	1	2	-	-	-	-	-	-	4	300.0%	4
		2016	-	-	-	-	-	1	-	-	-	-	-	1	▲	1

January 2016 -- October 2017 Filings

Dashboard

Court: Lancaster Circuit

Circuit/Court ID: 15

Start/End Date: Jan-16 / Oct-17

215103

2016 Average Month: 65

Type of Case: Filings

Jan-Oct 2016: 686


2017 Average Month: 59

Filings Trending: ▼

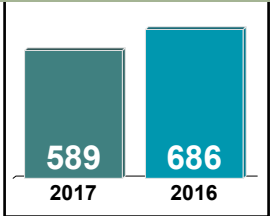
Jan-Oct 2017 : 589

Overall AVG. Month: 62

Monthly Filings Summary



Jan --- Oct Filings



Filings by Division																
		Jan	Feb	Mar	Apr	May	Jun	Jul	Aug	Sep	Oct	Nov	Dec	Thru Oct	% Change	Total
Total	2017	67	52	77	63	26	90	47	71	38	58	-	-	589	-14.1%	589
	2016	61	86	51	159	34	36	65	42	56	96	63	33	686	▼	782
Civil	2017	6	4	21	11	4	11	5	10	10	5	-	-	87	6.1%	87
	2016	6	20	11	9	5	6	6	5	7	7	13	7	82	▲	102
Criminal	2017	34	14	28	23	9	50	18	21	18	28	-	-	243	-29.6%	243
	2016	24	22	9	130	12	17	32	7	30	62	21	6	345	▼	372
Miscellaneous	2017	21	32	28	24	13	25	24	35	9	22	-	-	233	-1.7%	233
	2016	30	42	27	19	15	11	23	27	17	26	27	16	237	▼	280
Other	2017	6	2	-	5	-	4	-	5	1	3	-	-	26	18.2%	26
	2016	1	2	4	1	2	2	4	3	2	1	2	4	22	▲	28

Filings by Division & Case Category																
		Jan	Feb	Mar	Apr	May	Jun	Jul	Aug	Sep	Oct	Nov	Dec	Thru Oct	% Change	Total
Civil	Administrative Law	2017	-	-	-	-	-	-	-	1	-	-	-	1	1	1
		2016	-	-	-	-	-	-	-	-	-	-	-	0	↔	0
	Contested Divorce	2017	1	-	1	1	-	1	1	-	-	-	-	5	-54.5%	5
		2016	-	1	1	2	-	2	1	1	-	-	1	11	▼	12
	Domestic and Family - Level 1	2017	-	1	-	-	1	-	-	-	1	-	-	3	0.0%	3
		2016	-	-	-	-	1	-	-	-	2	-	-	3	↔	3
	Domestic and Family - Level 2	2017	-	-	-	-	-	-	-	1	-	-	-	1	0.0%	1
		2016	-	-	-	-	-	1	-	-	-	1	-	1	↔	2
	General Civil - Level 1	2017	-	-	2	-	-	2	1	-	1	-	-	6	500.0%	6
		2016	-	-	-	1	-	-	-	-	-	-	1	1	▲	2
	General Civil - Level 2	2017	3	1	4	4	2	4	1	3	4	1	-	27	8.0%	27
		2016	4	4	2	2	2	4	1	1	2	3	2	25	▲	31
	General Civil - Level 3	2017	1	-	10	2	-	2	1	4	2	-	-	22	-15.4%	22
		2016	1	12	6	3	1	-	1	-	1	5	-	26	▼	31
	Probates/Wills & Trusts - Level 1	2017	-	-	-	1	-	-	-	-	-	-	-	1	0.0%	1
		2016	1	-	-	-	-	-	-	-	-	-	-	1	↔	1
Criminal	Probates/Wills & Trusts - Level 2	2017	-	-	-	-	-	-	-	1	-	-	-	1	0.0%	1
		2016	-	-	-	-	1	-	-	-	-	3	-	1	↔	4
	Protective Orders	2017	-	-	-	-	-	-	-	-	1	-	-	1	0.0%	1
		2016	-	-	-	1	-	-	-	-	-	-	-	1	↔	1
	Uncontested Divorce	2017	1	2	4	3	2	2	1	2	-	2	-	19	58.3%	19
		2016	-	3	2	-	-	-	3	3	1	2	1	12	▲	15
Miscellaneous	Felonies and Related Matters	2017	17	14	22	16	4	32	17	16	15	16	-	169	-29.9%	169
		2016	23	11	6	81	8	12	21	4	22	53	12	241	▼	259
	Misdemeanor	2017	17	-	6	7	5	17	1	4	3	11	-	71	-27.6%	71
		2016	1	11	2	49	4	5	8	2	7	9	8	98	▼	106
	Other Criminally Related Matters	2017	-	-	-	-	-	1	-	1	-	1	-	3	-50.0%	3
		2016	-	-	1	-	-	3	1	1	-	1	-	6	▼	7
Other	Miscellaneous	2017	21	32	28	24	13	25	24	35	9	22	-	233	-1.7%	233
		2016	30	42	27	19	15	11	23	27	17	26	27	237	▼	280
Other	Other	2017	6	2	-	5	-	4	-	5	1	3	-	26	18.2%	26
		2016	1	2	4	1	2	2	4	3	2	1	2	22	▲	28

January 2016 -- October 2017 Filings

Dashboard

Court: Northumberland Circuit

Circuit/Court ID: 15

Start/End Date: Jan-16 / Oct-17

215133

2016 Average Month: 67

Type of Case: Filings

Jan-Oct 2016: 679


2017 Average Month: 53

Filings Trending: ▼

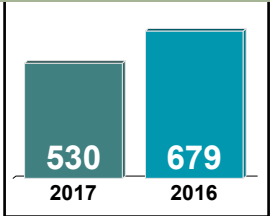
Jan-Oct 2017 : 530

Overall AVG. Month: 60

Monthly Filings Summary



Jan --- Oct Filings



Filings by Division																
		Jan	Feb	Mar	Apr	May	Jun	Jul	Aug	Sep	Oct	Nov	Dec	Thru Oct	% Change	Total
Total	2017	90	49	84	50	36	56	23	46	55	41	-	-	530	-21.9%	530
	2016	71	76	57	71	71	41	41	59	91	101	83	38	679	▼	800
Civil	2017	5	9	9	11	9	5	7	5	12	4	-	-	76	31.0%	76
	2016	5	6	4	9	5	5	4	10	4	6	7	3	58	▲	68
Criminal	2017	57	19	40	22	11	29	4	21	17	7	-	-	227	-42.1%	227
	2016	29	37	31	46	51	16	13	32	68	69	50	18	392	▼	460
Miscellaneous	2017	28	21	33	17	16	20	11	19	26	29	-	-	220	-1.8%	220
	2016	36	33	22	16	15	20	21	16	19	26	26	15	224	▼	265
Other	2017	-	-	2	-	-	2	1	1	-	1	-	-	7	40.0%	7
	2016	1	-	-	-	-	-	3	1	-	-	-	2	5	▲	7

Filings by Division & Case Category																
		Jan	Feb	Mar	Apr	May	Jun	Jul	Aug	Sep	Oct	Nov	Dec	Thru Oct	% Change	Total
Civil	Contested Divorce	2017	1	1	3	-	-	1	-	1	-	-	-	8	-20.0%	8
		2016	1	2	1	3	-	1	-	1	1	1	-	10	▼	11
	Domestic and Family - Level 1	2017	-	1	-	-	-	-	-	-	-	-	-	1	-80.0%	1
		2016	-	1	-	-	3	-	-	-	1	-	1	5	▼	6
	Domestic and Family - Level 2	2017	-	-	-	1	-	-	1	2	-	-	-	4	-33.3%	4
		2016	1	-	-	3	-	-	2	-	-	-	-	6	▼	6
	General Civil - Level 1	2017	-	2	-	-	-	-	-	-	-	-	-	2	2	2
		2016	-	-	-	-	-	-	-	-	-	-	-	0	↔	0
	General Civil - Level 2	2017	3	3	2	5	2	1	-	2	1	-	-	19	111.1%	19
		2016	2	2	-	-	1	2	-	-	-	3	2	9	▲	14
	General Civil - Level 3	2017	1	1	1	2	1	2	3	-	5	2	-	18	125.0%	18
		2016	-	-	-	1	1	1	3	-	1	1	-	8	▲	9
Criminal	Probates/Wills & Trusts - Level 1	2017	-	-	-	-	1	-	-	-	-	-	-	1	1	1
		2016	-	-	-	-	-	-	-	-	-	-	-	0	↔	0
	Probates/Wills & Trusts - Level 2	2017	-	-	1	-	1	-	-	-	-	-	-	2	2	2
		2016	-	-	-	-	-	-	-	-	-	-	-	0	↔	0
	Uncontested Divorce	2017	-	1	2	3	4	2	3	3	-	-	-	21	5.0%	21
		2016	1	1	3	2	2	-	5	3	3	2	-	20	▲	22
	Felonies and Related Matters	2017	45	16	32	20	10	21	1	14	14	4	-	177	-39.8%	177
		2016	24	36	29	33	44	13	10	25	54	26	43	294	▼	347
	Misdemeanor	2017	8	3	8	2	1	6	1	5	1	3	-	38	-52.5%	38
		2016	3	1	1	10	7	2	3	2	11	40	6	80	▼	94
	Other Criminally Related Matters	2017	4	-	-	-	-	2	2	2	2	-	-	12	-33.3%	12
		2016	2	-	1	3	-	1	-	5	3	3	1	18	▼	19
Miscellaneous		2017	28	21	33	17	16	20	11	19	26	29	-	220	-1.8%	220
		2016	36	33	22	16	15	20	21	16	19	26	26	224	▼	265
Other		2017	-	-	2	-	-	2	1	1	-	1	-	7	40.0%	7
		2016	1	-	-	-	-	-	3	1	-	-	2	5	▲	7

January 2016 -- October 2017 Filings

Dashboard

Court: Richmond County Circuit

Circuit/Court ID: 15

Start/End Date: Jan-16 / Oct-17

215159

2016 Average Month: 56

Type of Case: Filings

Jan-Oct 2016: 567

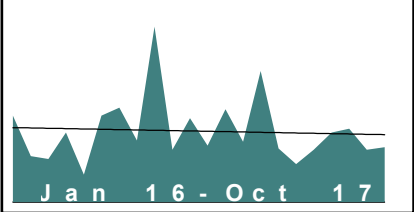
2017 Average Month: 52

Filings Trending: ▼

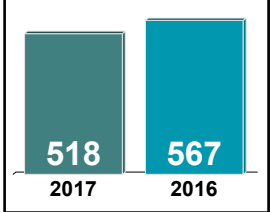
Jan-Oct 2017 : 518

Overall AVG. Month: 54

Monthly Filings Summary



Jan --- Oct Filings



Filings by Division																
		Jan	Feb	Mar	Apr	May	Jun	Jul	Aug	Sep	Oct	Nov	Dec	Thru Oct	% Change	Total
Total	2017	71	46	100	41	29	40	53	56	40	42	-	-	518	-8.6%	518
	2016	66	35	33	53	21	66	72	47	134	40	64	43	567	▼	674
Civil	2017	1	1	8	5	3	4	2	10	6	11	-	-	51	82.1%	51
	2016	1	4	4	3	3	4	2	4	2	1	5	1	28	▲	34
Criminal	2017	25	26	7	18	6	3	17	22	15	17	-	-	156	-34.5%	156
	2016	10	7	4	31	1	28	16	25	96	20	35	19	238	▼	292
Miscellaneous	2017	12	14	28	9	12	17	12	16	13	13	-	-	146	12.3%	146
	2016	14	12	16	8	12	17	12	13	18	8	18	18	130	▲	166
Other	2017	33	5	57	9	8	16	22	8	6	1	-	-	165	-3.5%	165
	2016	41	12	9	11	5	17	42	5	18	11	6	5	171	▼	182

Filings by Division & Case Category																
		Jan	Feb	Mar	Apr	May	Jun	Jul	Aug	Sep	Oct	Nov	Dec	Thru Oct	% Change	Total
Civil	Administrative Law	2017	-	-	2	-	-	-	-	-	-	-	-	2	100.0%	2
		2016	-	-	-	1	-	-	-	-	-	-	-	1	▲	1
	Contested Divorce	2017	-	-	1	1	-	-	-	-	-	-	-	2	100.0%	2
		2016	-	-	-	1	-	-	-	-	-	1	-	1	▲	2
	Domestic and Family - Level 1	2017	-	-	-	-	-	1	1	-	1	-	-	3	-40.0%	3
		2016	-	1	1	1	-	-	2	-	-	-	-	5	▼	5
	Domestic and Family - Level 2	2017	-	-	-	-	-	1	1	-	-	-	-	2	100.0%	2
		2016	-	-	-	-	-	-	1	-	-	-	-	1	▲	1
	General Civil - Level 2	2017	-	1	2	-	1	2	3	3	-	-	-	14	75.0%	14
		2016	-	1	1	-	2	2	1	1	-	2	-	8	▲	10
Criminal	General Civil - Level 3	2017	1	-	1	2	-	-	2	1	8	-	-	15	200.0%	15
		2016	-	1	2	-	1	1	-	-	-	2	1	5	▲	8
	Probates/Wills & Trusts - Level 2	2017	-	-	1	1	-	-	1	-	1	-	-	4	100.0%	4
		2016	-	-	-	-	1	-	1	-	-	-	-	2	▲	2
	Uncontested Divorce	2017	-	-	1	1	2	-	2	2	1	-	-	9	80.0%	9
		2016	1	1	-	-	1	-	-	1	1	-	-	5	▲	5
	Felonies and Related Matters	2017	18	23	5	11	3	-	14	13	12	-	-	111	-39.0%	111
		2016	6	3	1	18	1	20	12	14	89	18	25	182	▼	224
	Misdemeanor	2017	6	3	1	-	1	2	1	5	2	-	-	23	-46.5%	23
Other		2016	4	3	1	10	-	7	3	9	5	1	3	43	▼	46
	Other Criminally Related Matters	2017	1	-	1	7	2	1	2	4	1	3	-	22	69.2%	22
		2016	-	1	2	3	-	1	1	2	1	7	2	13	▲	22
	Miscellaneous	2017	12	14	28	9	12	17	12	16	13	-	-	146	12.3%	146
		2016	14	12	16	8	12	17	12	13	18	18	18	130	▲	166
	Other	2017	33	5	57	9	8	16	22	8	6	1	-	165	-3.5%	165
		2016	41	12	9	11	5	17	42	5	18	11	6	171	▼	182

January 2016 -- October 2017 Filings

Dashboard

Court: Spotsylvania Circuit

Start/End Date: Jan-16 / Oct-17

2016 Average Month: 646

Jan-Oct 2016: 6,612

Filings Trending: ↔

Circuit/Court ID: 15

215177


Type of Case: Filings

2017 Average Month: 656

Jan-Oct 2017 : 6,558

Overall AVG. Month: 651

Monthly Filings Summary



Jan --- Oct Filings

6,558

6,612

2017

2016

Filings by Division																
		Jan	Feb	Mar	Apr	May	Jun	Jul	Aug	Sep	Oct	Nov	Dec	Thru Oct	% Change	Total
Total	2017	616	668	680	495	712	631	620	789	742	605	-	-	6,558	-0.8%	6,558
	2016	1,229	588	711	644	491	621	572	510	620	626	593	550	6,612	▼	7,755
Civil	2017	77	97	103	82	114	108	114	117	120	101	-	-	1,033	19.8%	1,033
	2016	62	87	107	86	72	60	112	81	98	97	102	96	862	▲	1,060
Criminal	2017	186	289	291	217	342	263	275	429	348	249	-	-	2,889	26.1%	2,889
	2016	156	162	272	326	198	291	205	177	263	241	214	198	2,291	▲	2,703
Miscellaneous	2017	277	272	278	188	245	237	216	234	233	246	-	-	2,426	-7.3%	2,426
	2016	285	322	319	225	208	247	245	243	247	276	263	248	2,617	▼	3,128
Other	2017	76	10	8	8	11	23	15	9	41	9	-	-	210	-75.1%	210
	2016	726	17	13	7	13	23	10	9	12	12	14	8	842	▼	864

Filings by Division & Case Category																	
			Jan	Feb	Mar	Apr	May	Jun	Jul	Aug	Sep	Oct	Nov	Dec	Thru Oct	% Change	Total
Civil	Administrative Law	2017	-	-	2	1	-	3	2	-	1	4	-	-	13	62.5%	13
		2016	-	-	-	1	1	-	1	1	1	3	1	2	1	8	▲
	Contested Divorce	2017	8	14	14	14	9	15	12	12	12	7	-	-	117	56.0%	117
		2016	7	6	8	8	8	5	8	11	5	9	9	7	75	▲	91
	Domestic and Family - Level 1	2017	14	33	18	1	30	27	28	24	25	20	-	-	220	-5.2%	220
		2016	15	29	28	38	15	10	29	18	19	31	38	44	232	▼	314
	Domestic and Family - Level 2	2017	9	3	9	8	7	5	41	10	36	14	-	-	142	111.9%	142
		2016	-	5	13	4	1	4	17	10	6	7	3	2	67	▲	72
	General Civil - Level 1	2017	-	-	1	1	-	1	-	1	-	-	-	-	4	-50.0%	4
		2016	-	-	2	-	-	-	4	-	1	1	-	2	8	▼	10
	General Civil - Level 2	2017	14	12	13	24	19	26	8	22	18	20	-	-	176	29.4%	176
		2016	8	10	19	10	15	14	18	13	18	11	12	10	136	▲	158
	General Civil - Level 3	2017	3	10	9	3	11	12	5	9	4	4	-	-	70	-16.7%	70
		2016	7	10	7	6	12	3	7	5	17	10	9	8	84	▼	101
Probates/Wills & Trusts - Level 1	2017	-	-	-	-	-	-	-	-	-	-	-	-	0	-100.0%	0	
	2016	-	2	-	-	-	-	-	-	-	-	-	-	2	▼	2	
Probates/Wills & Trusts - Level 2	2017	5	6	3	2	11	1	5	3	4	4	-	-	44	2.3%	44	
	2016	2	9	1	4	6	4	3	3	4	7	8	1	43	▲	52	
Protective Orders	2017	-	1	-	-	-	-	-	-	-	-	-	-	1	-80.0%	1	
	2016	-	-	2	-	-	-	3	-	-	-	-	-	5	▼	5	
Uncontested Divorce	2017	24	18	34	28	27	18	13	36	20	28	-	-	246	21.8%	246	
	2016	23	16	27	15	14	20	22	20	25	20	21	21	202	▲	244	
Criminal	Capital Murder	2017	-	-	1	-	-	-	-	-	-	-	-	-	1	1	1
		2016	-	-	-	-	-	-	-	-	-	-	2	-	0	↔	2
	Felonies and Related Matters	2017	131	205	210	164	254	182	206	306	277	173	-	-	2,108	26.0%	2,108
		2016	114	106	172	269	132	216	152	127	203	182	162	148	1,673	▲	1,983
	Misdemeanor	2017	45	69	68	39	68	66	63	108	67	67	-	-	660	27.2%	660
		2016	38	47	85	51	57	60	42	39	53	47	40	39	519	▲	598
	Other Criminally Related Matters	2017	10	15	12	14	20	15	6	15	4	9	-	-	120	21.2%	120
		2016	4	9	15	6	9	15	11	11	7	12	10	11	99	▲	120
	Miscellaneous	2017	277	272	278	188	245	237	216	234	233	246	-	-	2,426	-7.3%	2,426
		2016	285	322	319	225	208	247	245	243	247	276	263	248	2,617	▼	3,128
	Other	2017	76	10	8	8	11	23	15	9	41	9	-	-	210	-75.1%	210
		2016	726	17	13	7	13	23	10	9	12	12	14	8	842	▼	864

January 2016 -- October 2017 Filings

Dashboard

Court: Stafford Circuit

Circuit/Court ID: 15

Start/End Date: Jan-16 / Oct-17

2016 Average Month: 711

Jan-Oct 2016: 7,124

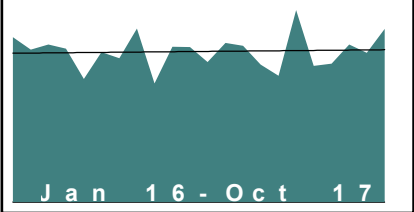
Filings Trending: ↔

2017 Average Month: 728

Jan-Oct 2017 : 7,282

Overall AVG. Month: 719

Monthly Filings Summary



Jan --- Oct Filings

7,282

7,124

2017

2016

Filings by Division																
		Jan	Feb	Mar	Apr	May	Jun	Jul	Aug	Sep	Oct	Nov	Dec	Thru Oct	% Change	Total
Total	2017	760	746	656	603	916	650	661	752	712	826	-	-	7,282	2.2%	7,282
	2016	787	728	752	732	588	716	686	828	566	741	740	668	7,124	▲	8,532
Civil	2017	69	69	87	87	88	95	79	94	93	73	-	-	834	0.6%	834
	2016	62	78	103	76	92	91	70	88	92	77	91	80	829	▲	1,000
Criminal	2017	414	404	278	287	570	288	324	384	343	463	-	-	3,755	7.2%	3,755
	2016	409	329	275	410	273	356	353	455	247	397	339	328	3,504	▲	4,171
Miscellaneous	2017	273	273	291	228	257	266	258	274	275	287	-	-	2,682	-3.7%	2,682
	2016	315	321	373	246	222	268	262	285	225	267	310	260	2,784	▼	3,354
Other	2017	4	-	-	1	1	1	-	-	1	3	-	-	11	57.1%	11
	2016	1	-	1	-	1	1	1	-	2	-	-	-	7	▲	7

Filings by Division & Case Category																	
			Jan	Feb	Mar	Apr	May	Jun	Jul	Aug	Sep	Oct	Nov	Dec	Thru Oct	% Change	Total
Civil	Administrative Law	2017	1	1	2	2	1	2	2	2	2	-	-	-	15	7.1%	15
		2016	2	-	1	1	2	1	1	2	2	2	1	1	14	▲	16
	Contested Divorce	2017	8	12	14	8	10	4	11	10	11	12	-	-	100	3.1%	100
		2016	6	8	14	15	7	10	13	10	6	8	15	10	97	▲	122
	Domestic and Family - Level 1	2017	11	8	10	14	11	18	12	11	16	7	-	-	118	13.5%	118
		2016	3	13	8	9	10	11	13	3	21	13	13	18	104	▲	135
	Domestic and Family - Level 2	2017	-	2	5	10	4	6	5	5	4	2	-	-	43	19.4%	43
		2016	1	4	2	2	4	2	2	9	6	4	4	10	36	▲	50
	General Civil - Level 1	2017	1	-	2	-	1	4	-	-	2	1	-	-	11	37.5%	11
		2016	-	-	1	-	1	-	1	1	2	2	1	-	8	▲	9
	General Civil - Level 2	2017	10	20	14	12	20	22	18	7	20	16	-	-	159	-11.7%	159
		2016	12	12	25	16	21	26	18	17	19	14	13	12	180	▼	205
	General Civil - Level 3	2017	6	5	5	10	7	8	8	15	16	6	-	-	86	-8.5%	86
		2016	11	9	11	8	11	7	5	15	7	10	15	7	94	▼	116
Probates/Wills & Trusts - Level 1	2017	-	-	-	1	-	-	-	-	-	-	-	-	1	-50.0%	1	
	2016	-	1	-	-	-	1	-	-	-	-	-	-	2	▼	2	
Probates/Wills & Trusts - Level 2	2017	1	3	5	2	4	1	5	6	3	1	-	-	31	10.7%	31	
	2016	2	4	3	1	2	1	4	4	3	4	4	-	28	▲	32	
Uncontested Divorce	2017	31	18	30	28	30	30	18	38	19	28	-	-	270	1.5%	270	
	2016	25	27	38	24	34	32	13	27	26	20	25	22	266	▲	313	
Criminal	Capital Murder	2017	-	-	-	-	-	-	-	-	-	-	-	-	0	-100.0%	0
		2016	-	-	-	-	-	-	-	-	-	4	-	-	4	▼	4
	Felonies and Related Matters	2017	281	264	176	178	407	192	195	228	213	260	-	-	2,394	3.1%	2,394
		2016	263	206	148	276	176	252	246	327	172	257	239	200	2,323	▲	2,762
	Misdemeanor	2017	113	128	84	92	141	79	112	126	96	180	-	-	1,151	11.5%	1,151
		2016	132	112	110	118	81	91	88	119	64	117	76	110	1,032	▲	1,218
	Other Criminally Related Matters	2017	20	12	18	17	22	17	17	30	34	23	-	-	210	44.8%	210
		2016	14	11	17	16	16	13	19	9	11	19	24	18	145	▲	187
	Miscellaneous	2017	273	273	291	228	257	266	258	274	275	287	-	-	2,682	-3.7%	2,682
		2016	315	321	373	246	222	268	262	285	225	267	310	260	2,784	▼	3,354
	Other	2017	4	-	-	1	1	1	-	-	1	3	-	-	11	57.1%	11
		2016	1	-	1	-	1	1	1	-	2	-	-	-	7	▲	7

January 2016 -- October 2017 Filings

Dashboard

Court: Westmoreland Circuit

Circuit/Court ID: 15

Start/End Date: Jan-16 / Oct-17

215193

2016 Average Month: 86

Type of Case: Filings

Jan-Oct 2016: 911

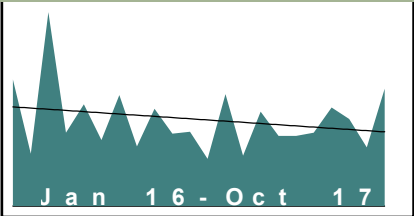
2017 Average Month: 79

Jan-Oct 2017 : 794

Filings Trending: ▼

Overall AVG. Month: 83

Monthly Filings Summary



Jan --- Oct Filings

794

2017

911

2016

Filings by Division																
		Jan	Feb	Mar	Apr	May	Jun	Jul	Aug	Sep	Oct	Nov	Dec	Thru Oct	% Change	Total
Total	2017	107	48	90	67	67	70	94	83	56	112	-	-	794	-12.8%	794
	2016	121	50	185	70	97	63	106	57	93	69	71	45	911	▼	1,027
Civil	2017	14	5	7	9	14	14	12	11	8	7	-	-	101	-2.9%	101
	2016	6	9	7	8	10	10	26	10	7	11	9	5	104	▼	118
Criminal	2017	68	15	48	37	22	18	58	35	31	62	-	-	394	-24.8%	394
	2016	74	10	141	45	55	33	50	29	55	32	22	21	524	▼	567
Miscellaneous	2017	25	26	34	20	30	33	23	37	17	43	-	-	288	4.0%	288
	2016	40	29	36	17	31	19	30	18	31	26	40	18	277	▲	335
Other	2017	-	2	1	1	1	5	1	-	-	-	-	-	11	83.3%	11
	2016	1	2	1	-	1	1	-	-	-	-	-	1	6	▲	7

Filings by Division & Case Category																
		Jan	Feb	Mar	Apr	May	Jun	Jul	Aug	Sep	Oct	Nov	Dec	Thru Oct	% Change	Total
Civil	Contested Divorce	2017	4	-	3	2	-	2	1	-	-	-	-	12	140.0%	12
		2016	-	-	1	2	-	1	-	1	-	-	-	5	▲	5
	Domestic and Family - Level 1	2017	1	-	1	-	6	5	4	3	2	-	-	22	15.8%	22
		2016	-	-	-	1	-	6	3	-	9	3	1	19	▲	23
	Domestic and Family - Level 2	2017	-	-	-	-	-	1	-	-	-	-	-	1	-50.0%	1
		2016	-	-	-	-	2	-	-	-	-	-	-	2	▼	2
	General Civil - Level 1	2017	-	-	-	-	1	-	-	1	1	-	-	3	3	3
		2016	-	-	-	-	-	-	-	-	-	-	-	0	↔	0
	General Civil - Level 2	2017	3	1	-	-	1	1	3	3	2	3	-	17	-46.9%	17
		2016	2	6	5	1	7	2	3	1	4	1	1	32	▼	34
Criminal	General Civil - Level 3	2017	2	3	-	2	2	1	2	3	1	-	-	16	-42.9%	16
		2016	3	-	-	2	-	4	17	-	2	-	3	28	▼	31
	Probates/Wills & Trusts - Level 2	2017	-	-	-	1	1	1	-	1	-	-	-	4	33.3%	4
		2016	-	1	-	-	-	1	-	-	1	2	-	3	▲	5
	Uncontested Divorce	2017	4	1	3	4	3	3	2	-	2	4	-	26	73.3%	26
		2016	1	2	1	2	1	2	-	5	1	-	3	15	▲	18
Criminal	Felonies and Related Matters	2017	57	7	20	37	9	8	42	25	23	53	-	281	-30.8%	281
		2016	52	7	135	30	50	24	35	13	42	18	13	406	▼	432
	Misdemeanor	2017	8	5	7	-	4	4	9	6	6	5	-	54	-28.0%	54
		2016	16	2	5	7	4	8	9	5	10	9	7	75	▼	90
Criminal	Other Criminally Related Matters	2017	3	3	21	-	9	6	7	4	2	4	-	59	37.2%	59
		2016	6	1	1	8	1	1	6	11	3	5	2	43	▲	45
Miscellaneous		2017	25	26	34	20	30	33	23	37	17	43	-	288	4.0%	288
		2016	40	29	36	17	31	19	30	18	31	26	40	277	▲	335
Other		2017	-	2	1	1	1	5	1	-	-	-	-	11	83.3%	11
		2016	1	2	1	-	1	1	-	-	-	-	1	6	▲	7

January 2016 -- October 2017 Filings

Dashboard

Court: Fredericksburg Circuit

Circuit/Court ID: 15

Start/End Date: Jan-16 / Oct-17

215630

2016 Average Month: 317

Type of Case: Filings

Jan-Oct 2016: 3,298

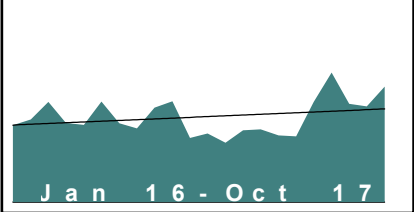
2017 Average Month:334

Filings Trending: ↔

Jan-Oct 2017 : 3,344

Overall AVG. Month: 325

Monthly Filings Summary



Jan --- Oct Filings

3,344

3,298

2017

2016

Filings by Division																
		Jan	Feb	Mar	Apr	May	Jun	Jul	Aug	Sep	Oct	Nov	Dec	Thru Oct	% Change	Total
Total	2017	227	274	278	255	251	383	494	375	366	441	-	-	3,344	1.4%	3,344
	2016	293	315	382	302	295	384	301	281	360	385	245	262	3,298	▲	3,805
Civil	2017	27	20	48	45	37	109	154	88	87	172	-	-	787	-4.1%	787
	2016	58	91	98	68	114	99	64	72	106	51	51	80	821	▼	952
Criminal	2017	156	207	172	179	167	221	297	237	210	203	-	-	2,049	1.1%	2,049
	2016	182	166	246	192	143	237	190	168	204	298	163	153	2,026	▲	2,342
Miscellaneous	2017	42	45	56	29	45	45	40	48	67	64	-	-	481	14.0%	481
	2016	52	55	37	39	38	44	37	41	46	33	30	26	422	▲	478
Other	2017	2	2	2	2	2	8	3	2	2	2	-	-	27	-6.9%	27
	2016	1	3	1	3	-	4	10	-	4	3	1	3	29	▼	33

Filings by Division & Case Category																
		Jan	Feb	Mar	Apr	May	Jun	Jul	Aug	Sep	Oct	Nov	Dec	Thru Oct	% Change	Total
Civil	Administrative Law	2017	-	-	-	-	1	1	3	1	-	-	-	6	50.0%	6
		2016	-	1	-	1	-	-	-	-	1	-	2	4	▲	6
	Contested Divorce	2017	2	3	4	2	3	22	13	8	5	13	-	75	-26.5%	75
		2016	6	11	15	11	18	5	12	8	12	4	4	102	▼	111
	Domestic and Family - Level 1	2017	2	-	7	4	8	2	11	2	6	8	-	50	-43.8%	50
		2016	2	13	4	6	1	34	3	6	19	1	-	89	▼	120
	Domestic and Family - Level 2	2017	14	-	10	10	-	-	59	14	10	9	-	126	-46.4%	126
		2016	11	20	23	9	51	25	14	26	31	25	23	235	▼	283
	General Civil - Level 1	2017	-	1	3	-	1	2	5	2	3	-	-	19	58.3%	19
		2016	-	1	1	-	1	3	2	1	1	1	1	12	▲	14
	General Civil - Level 2	2017	4	1	5	10	11	23	18	22	21	68	-	183	137.7%	183
		2016	8	7	4	8	6	10	11	10	8	5	4	77	▲	87
	General Civil - Level 3	2017	2	6	6	6	4	16	18	8	12	39	-	117	112.7%	117
		2016	4	5	6	5	5	1	7	12	5	8	4	55	▲	67
Criminal	Probates/Wills & Trusts - Level 1	2017	-	-	-	-	-	-	-	1	1	-	-	2	2	2
		2016	-	-	-	-	-	-	-	-	-	-	-	0	↔	0
	Probates/Wills & Trusts - Level 2	2017	-	1	3	2	1	-	1	3	3	-	-	17	70.0%	17
		2016	-	-	1	1	1	2	-	4	1	-	-	10	▲	10
	Uncontested Divorce	2017	3	8	10	11	9	43	31	23	26	28	-	192	-19.0%	192
		2016	27	33	44	27	30	15	21	13	19	8	11	237	▼	254
	Felonies and Related Matters	2017	99	152	120	139	127	170	221	175	156	133	-	1,492	0.1%	1,492
		2016	109	107	202	153	109	182	137	122	153	216	113	1,490	▲	1,714
	Misdemeanor	2017	56	48	45	38	32	44	70	55	47	61	-	496	0.4%	496
		2016	70	51	39	35	31	51	50	42	49	76	44	494	▲	577
	Other Criminally Related Matters	2017	1	7	7	2	8	7	6	7	7	9	-	61	45.2%	61
		2016	3	8	5	4	3	4	3	4	2	6	6	42	▲	51
	Miscellaneous	2017	42	45	56	29	45	45	40	48	67	64	-	481	14.0%	481
		2016	52	55	37	39	38	44	37	41	46	33	30	422	▲	478
	Other	2017	2	2	2	2	2	8	3	2	2	2	-	27	-6.9%	27
		2016	1	3	1	3	-	4	10	-	4	3	1	29	▼	33

January 2016 -- October 2017 Filings

Dashboard

Court: Albemarle Circuit

Circuit/Court ID: 16

Start/End Date: Jan-16 / Oct-17

216003

2016 Average Month: 320

Type of Case: Filings

Jan-Oct 2016: 3,215

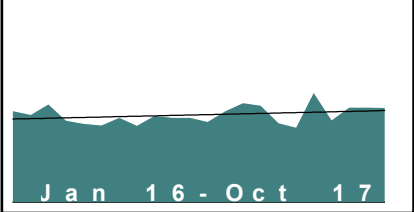
2017 Average Month:349

Filings Trending: ▲

Jan-Oct 2017 : 3,487

Overall AVG. Month: 333

Monthly Filings Summary



Jan --- Oct Filings

3,487

3,215

2017

2016

Filings by Division																
		Jan	Feb	Mar	Apr	May	Jun	Jul	Aug	Sep	Oct	Nov	Dec	Thru Oct	% Change	Total
Total	2017	347	378	368	301	284	417	312	360	361	359	-	-	3,487	8.5%	3,487
	2016	347	333	373	310	298	292	321	291	329	321	322	306	3,215	▲	3,843
Civil	2017	48	120	101	73	47	98	59	51	64	96	-	-	757	-0.5%	757
	2016	90	123	84	64	88	58	62	61	66	65	66	56	761	▼	883
Criminal	2017	122	128	91	86	78	129	77	90	100	89	-	-	990	8.8%	990
	2016	88	65	110	94	80	90	88	97	104	94	109	112	910	▲	1,131
Miscellaneous	2017	171	125	173	129	127	159	127	190	157	145	-	-	1,503	0.5%	1,503
	2016	161	141	172	145	127	138	168	133	153	158	142	135	1,496	▲	1,773
Other	2017	6	5	3	13	32	31	49	29	40	29	-	-	237	393.8%	237
	2016	8	4	7	7	3	6	3	-	6	4	5	3	48	▲	56

Filings by Division & Case Category																
		Jan	Feb	Mar	Apr	May	Jun	Jul	Aug	Sep	Oct	Nov	Dec	Thru Oct	% Change	Total
Civil	Administrative Law	2017	-	-	-	-	-	-	-	1	2	-	-	3	3	3
		2016	-	-	-	-	-	-	-	-	-	1	-	0	↔	1
	Contested Divorce	2017	7	11	11	8	4	8	5	6	6	-	-	71	1.4%	71
		2016	5	12	9	4	4	7	6	5	11	7	2	70	▲	74
	Domestic and Family - Level 1	2017	6	17	3	11	1	8	9	5	5	-	-	67	-18.3%	67
		2016	15	5	6	3	16	4	13	3	10	7	3	82	▼	92
	Domestic and Family - Level 2	2017	3	4	4	9	7	7	4	-	1	8	-	47	-27.7%	47
		2016	-	5	7	5	12	10	5	8	4	9	5	65	▼	76
	General Civil - Level 1	2017	2	2	1	2	1	4	3	-	2	4	-	21	75.0%	21
		2016	2	5	2	-	-	-	2	-	1	-	-	12	▲	12
	General Civil - Level 2	2017	9	57	41	14	14	44	23	21	30	31	-	284	15.0%	284
		2016	26	47	32	27	24	18	15	24	17	17	27	247	▲	291
	General Civil - Level 3	2017	5	15	21	12	3	12	2	3	9	25	-	107	2.9%	107
		2016	23	28	10	7	10	5	7	5	4	10	3	104	▲	117
Criminal	Probates/Wills & Trusts - Level 1	2017	1	-	-	-	-	-	-	-	-	-	-	1	0.0%	1
		2016	-	1	-	-	-	-	-	-	-	-	-	1	↔	1
	Probates/Wills & Trusts - Level 2	2017	1	2	4	4	4	3	1	1	-	1	-	21	-22.2%	21
		2016	3	4	3	-	3	2	3	2	4	3	3	27	▼	32
	Uncontested Divorce	2017	14	12	16	13	13	12	12	16	10	17	-	135	-11.8%	135
		2016	16	16	15	18	19	12	13	12	14	18	15	153	▼	187
	Felonies and Related Matters	2017	83	92	58	61	53	92	50	73	69	76	-	707	8.4%	707
		2016	49	56	76	66	58	64	61	70	75	77	63	652	▲	805
	Misdemeanor	2017	30	30	23	24	24	34	26	16	30	10	-	247	2.9%	247
Miscellaneous		2016	38	9	32	25	22	22	25	24	27	16	39	240	▲	300
	Other Criminally Related Matters	2017	9	6	10	1	1	3	1	1	1	3	-	36	100.0%	36
		2016	1	-	2	3	-	4	2	3	2	1	7	18	▲	26
	Miscellaneous	2017	171	125	173	129	127	159	127	190	157	145	-	1,503	0.5%	1,503
		2016	161	141	172	145	127	138	168	133	153	158	142	1,496	▲	1,773
	Other	2017	6	5	3	13	32	31	49	29	40	29	-	237	393.8%	237
		2016	8	4	7	7	3	6	3	-	6	4	5	48	▲	56

January 2016 -- October 2017 Filings

Dashboard

Court: Culpeper Circuit

Start/End Date: Jan-16 / Oct-17

2016 Average Month: 206

Jan-Oct 2016: 2,107

Filings Trending: ▼

Circuit/Court ID: 16

216047

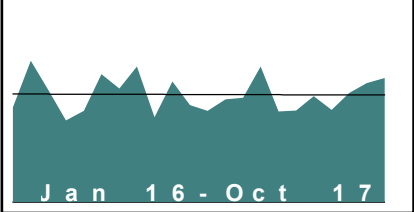
Type of Case: Filings

2017 Average Month:205

Jan-Oct 2017 : 2,052

Overall AVG. Month: 205

Monthly Filings Summary



Jan --- Oct Filings

2,052

2,107

2017

2016

Filings by Division																
		Jan	Feb	Mar	Apr	May	Jun	Jul	Aug	Sep	Oct	Nov	Dec	Thru Oct	% Change	Total
Total	2017	196	199	259	173	175	202	176	208	227	237	-	-	2,052	-2.6%	2,052
	2016	181	270	214	156	174	244	217	259	162	230	185	174	2,107	▼	2,466
Civil	2017	32	27	55	29	30	27	29	34	46	45	-	-	354	-4.3%	354
	2016	29	41	47	30	35	34	45	36	29	44	30	24	370	▼	424
Criminal	2017	68	75	100	66	56	93	67	78	95	99	-	-	797	6.1%	797
	2016	33	81	47	57	55	126	68	123	54	107	67	69	751	▲	887
Miscellaneous	2017	95	96	104	76	85	80	79	96	85	93	-	-	889	-8.2%	889
	2016	119	147	119	69	81	80	100	99	78	76	86	81	968	▼	1,135
Other	2017	1	1	-	2	4	2	1	-	1	-	-	-	12	-33.3%	12
	2016	-	1	1	-	3	4	4	1	1	3	2	-	18	▼	20

Filings by Division & Case Category																
		Jan	Feb	Mar	Apr	May	Jun	Jul	Aug	Sep	Oct	Nov	Dec	Thru Oct	% Change	Total
Civil	Administrative Law	2017	-	-	-	-	-	-	-	-	-	-	-	0	-100.0%	0
		2016	-	-	-	1	-	1	-	1	-	1	-	3	▼	4
	Contested Divorce	2017	4	5	13	4	3	7	4	4	4	-	-	51	24.4%	51
		2016	2	4	7	4	3	7	5	2	4	2	4	41	▲	47
	Domestic and Family - Level 1	2017	4	1	7	1	5	3	8	11	20	-	-	61	-6.2%	61
		2016	6	11	5	4	4	7	10	3	12	11	3	65	▼	79
	Domestic and Family - Level 2	2017	5	4	2	5	1	6	-	4	1	-	-	31	55.0%	31
		2016	3	1	2	1	2	1	4	3	1	3	2	20	▲	25
	General Civil - Level 1	2017	1	3	1	-	-	1	-	-	-	-	-	6	50.0%	6
		2016	-	-	-	-	1	-	1	1	1	1	-	4	▲	5
	General Civil - Level 2	2017	5	1	7	5	3	5	6	8	3	-	-	46	-44.6%	46
		2016	7	7	16	6	8	11	5	4	11	3	3	83	▼	89
	General Civil - Level 3	2017	4	1	6	2	2	4	5	3	5	-	-	33	-13.2%	33
		2016	4	3	7	3	5	4	-	4	3	4	2	38	▼	44
Criminal	Probates/Wills & Trusts - Level 1	2017	-	-	1	-	-	-	-	-	1	-	-	2	100.0%	2
		2016	-	-	-	-	-	1	-	-	-	-	-	1	▲	1
	Probates/Wills & Trusts - Level 2	2017	-	1	-	2	2	1	1	-	-	-	-	7	40.0%	7
		2016	-	1	1	-	1	-	-	1	1	-	1	5	▲	6
	Uncontested Divorce	2017	9	11	18	10	14	10	10	16	11	-	-	117	6.4%	117
		2016	7	14	9	12	11	12	11	10	11	5	9	110	▲	124
	Capital Murder	2017	-	-	-	-	-	-	-	-	-	-	-	0	-100.0%	0
		2016	-	8	-	-	-	-	-	-	-	-	-	8	▼	8
	Felonies and Related Matters	2017	58	60	75	46	34	73	58	66	75	-	-	601	6.6%	601
		2016	30	59	32	43	46	90	91	38	82	52	50	564	▲	666
Miscellaneous	Misdemeanor	2017	8	13	23	17	22	14	16	27	22	-	-	170	12.6%	170
		2016	1	11	11	10	6	33	30	13	23	12	18	151	▲	181
	Other Criminally Related Matters	2017	2	2	2	3	-	6	4	2	2	-	-	26	-7.1%	26
		2016	2	3	4	4	3	3	2	3	2	3	1	28	▼	32
Other	Miscellaneous	2017	95	96	104	76	85	80	79	96	85	-	-	889	-8.2%	889
		2016	119	147	119	69	81	80	100	99	78	86	81	968	▼	1,135
Other	Other	2017	1	1	-	2	4	2	1	-	1	-	-	12	-33.3%	12
		2016	-	1	1	-	3	4	4	1	1	3	2	18	▼	20

January 2016 -- October 2017 Filings

Dashboard

Court: Fluvanna Circuit

Circuit/Court ID: 16

Start/End Date: Jan-16 / Oct-17

216065

2016 Average Month: 103

Type of Case: Filings

Jan-Oct 2016: 1,004

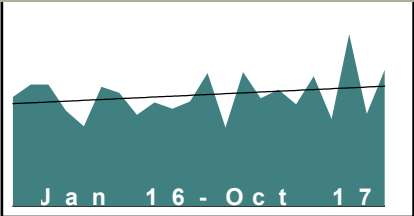
2017 Average Month:110

Filings Trending: ▲

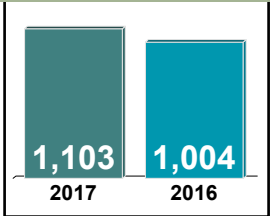
Jan-Oct 2017 : 1,103

Overall AVG. Month: 106

Monthly Filings Summary



Jan --- Oct Filings



Filings by Division																
		Jan	Feb	Mar	Apr	May	Jun	Jul	Aug	Sep	Oct	Nov	Dec	Thru Oct	% Change	Total
Total	2017	75	128	103	111	97	124	83	164	88	130	-	-	1,103	9.9%	1,103
	2016	104	116	116	91	76	114	108	87	99	93	100	127	1,004	▲	1,231
Civil	2017	14	12	10	14	37	14	17	13	18	21	-	-	170	15.6%	170
	2016	8	15	13	10	8	26	16	16	16	19	14	11	147	▲	172
Criminal	2017	14	69	24	56	22	65	18	87	20	56	-	-	431	27.9%	431
	2016	15	34	54	39	21	38	36	36	32	32	26	59	337	▲	422
Miscellaneous	2017	47	46	68	41	38	45	48	64	50	53	-	-	500	-3.8%	500
	2016	81	67	49	42	47	50	56	35	51	42	60	57	520	▼	637
Other	2017	-	1	1	-	-	-	-	-	-	-	-	-	2	2	2
	2016	-	-	-	-	-	-	-	-	-	-	-	-	0	↔	0

Filings by Division & Case Category																
		Jan	Feb	Mar	Apr	May	Jun	Jul	Aug	Sep	Oct	Nov	Dec	Thru Oct	% Change	Total
Civil	Administrative Law	2017	-	-	-	-	-	-	-	-	-	-	-	0	-100.0%	0
		2016	1	-	-	-	-	-	-	-	-	-	1	1	▼	2
	Contested Divorce	2017	-	1	-	4	1	3	-	2	3	-	-	14	-33.3%	14
		2016	1	2	3	1	3	3	1	2	2	-	2	21	▼	23
	Domestic and Family - Level 1	2017	1	1	1	2	14	5	10	3	7	3	-	47	161.1%	47
		2016	1	3	-	1	1	3	4	2	2	1	1	18	▲	19
	Domestic and Family - Level 2	2017	1	5	3	-	4	3	2	1	2	3	-	24	50.0%	24
		2016	2	1	1	1	-	2	2	-	1	6	3	16	▲	20
	General Civil - Level 1	2017	-	-	-	-	-	-	-	2	1	-	-	3	50.0%	3
		2016	-	-	-	1	-	1	-	-	-	-	-	2	▲	2
	General Civil - Level 2	2017	10	-	3	1	4	-	1	3	4	5	-	31	-6.1%	31
		2016	-	3	3	1	-	5	2	7	8	4	4	33	▼	39
	General Civil - Level 3	2017	-	2	1	3	9	1	3	1	-	1	-	21	16.7%	21
		2016	1	-	1	3	-	3	1	4	1	4	1	18	▲	19
Criminal	Probates/Wills & Trusts - Level 1	2017	-	-	-	-	-	-	-	-	-	-	-	0	-100.0%	0
		2016	-	-	1	-	-	1	-	-	-	-	-	2	▼	2
	Probates/Wills & Trusts - Level 2	2017	-	-	1	1	-	1	-	-	-	-	-	3	200.0%	3
		2016	-	-	1	-	-	-	-	-	-	1	2	1	▲	4
	Uncontested Divorce	2017	2	3	1	3	5	1	1	3	3	5	-	27	-22.9%	27
		2016	2	6	3	2	4	8	4	2	2	2	4	35	▼	42
	Felonies and Related Matters	2017	11	51	15	48	15	55	6	56	17	45	-	319	53.4%	319
		2016	9	23	48	30	9	24	13	15	18	19	11	208	▲	258
	Misdemeanor	2017	2	9	9	1	4	6	7	23	3	11	-	75	-29.2%	75
Miscellaneous		2016	4	9	6	7	12	12	14	18	12	12	10	106	▼	134
	Other Criminally Related Matters	2017	1	9	-	7	3	4	5	8	-	-	-	37	60.9%	37
		2016	2	2	-	2	-	2	9	3	2	1	5	23	▲	30
	Miscellaneous	2017	47	46	68	41	38	45	48	64	50	53	-	500	-3.8%	500
		2016	81	67	49	42	47	50	56	35	51	42	60	520	▼	637
	Other	2017	-	1	1	-	-	-	-	-	-	-	-	2	2	2
		2016	-	-	-	-	-	-	-	-	-	-	-	0	↔	0

January 2016 -- October 2017 Filings

Dashboard

Court: Goochland Circuit

Circuit/Court ID: 16

Start/End Date: Jan-16 / Oct-17

216075

2016 Average Month: 90

Type of Case: Filings

Jan-Oct 2016: 911

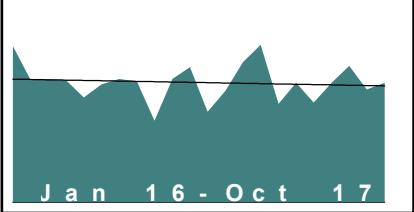
2017 Average Month:93

Filings Trending: ↔

Jan-Oct 2017 : 926

Overall AVG. Month: 91

Monthly Filings Summary



Jan --- Oct Filings

926

2017

911

2016

Filings by Division																
		Jan	Feb	Mar	Apr	May	Jun	Jul	Aug	Sep	Oct	Nov	Dec	Thru Oct	% Change	Total
Total	2017	85	107	120	75	91	76	91	104	86	91	-	-	926	1.6%	926
	2016	119	93	94	93	80	90	94	92	62	94	103	69	911	▲	1,083
Civil	2017	20	15	23	18	33	16	12	17	10	20	-	-	184	10.8%	184
	2016	18	17	24	13	14	14	15	18	15	18	13	11	166	▲	190
Criminal	2017	17	29	41	15	17	10	41	15	15	25	-	-	225	5.6%	225
	2016	31	11	18	34	25	30	17	10	14	23	34	22	213	▲	269
Miscellaneous	2017	46	61	55	40	40	47	36	71	59	44	-	-	499	-3.1%	499
	2016	69	65	49	44	40	44	59	63	30	52	55	36	515	▼	606
Other	2017	2	2	1	2	1	3	2	1	2	2	-	-	18	5.9%	18
	2016	1	-	3	2	1	2	3	1	3	1	1	-	17	▲	18

Filings by Division & Case Category																
		Jan	Feb	Mar	Apr	May	Jun	Jul	Aug	Sep	Oct	Nov	Dec	Thru Oct	% Change	Total
Civil	Contested Divorce	2017	-	3	3	2	4	2	1	1	1	-	-	18	20.0%	18
		2016	1	-	3	2	-	2	3	-	4	-	1	15	▲	16
	Domestic and Family - Level 1	2017	2	-	-	1	1	-	2	-	1	-	-	7	0.0%	7
		2016	2	1	-	-	-	1	-	2	-	-	-	7	↔	7
	Domestic and Family - Level 2	2017	1	1	-	-	-	2	-	2	-	-	-	6	0.0%	6
		2016	2	-	-	-	1	1	-	1	1	-	-	6	↔	6
	General Civil - Level 1	2017	-	-	1	-	-	-	2	-	1	-	-	4	300.0%	4
		2016	-	-	1	-	-	-	-	-	-	-	-	1	▲	1
	General Civil - Level 2	2017	4	2	9	2	8	3	3	1	9	-	-	43	22.9%	43
		2016	3	5	7	1	5	2	3	3	4	6	5	35	▲	46
	General Civil - Level 3	2017	7	6	7	9	13	5	5	2	1	-	-	56	3.7%	56
		2016	6	5	6	7	3	4	8	5	8	2	2	54	▲	58
Criminal	Probates/Wills & Trusts - Level 1	2017	1	-	-	-	-	1	1	-	-	-	-	3	3	3
		2016	-	-	-	-	-	-	-	-	-	-	-	0	↔	0
	Probates/Wills & Trusts - Level 2	2017	-	-	1	1	3	-	-	1	1	-	-	7	75.0%	7
		2016	-	-	1	-	2	-	-	-	1	-	-	4	▲	4
	Uncontested Divorce	2017	5	3	2	3	4	3	5	4	5	-	-	40	-9.1%	40
		2016	4	6	6	3	3	5	6	6	2	5	3	44	▼	52
	Capital Murder	2017	1	-	-	-	-	-	-	-	-	-	-	1	1	1
		2016	-	-	-	-	-	-	-	-	-	-	-	0	↔	0
	Felonies and Related Matters	2017	9	23	29	6	7	4	34	6	10	20	-	148	39.6%	148
		2016	17	6	8	19	8	20	3	2	7	16	15	106	▲	134
	Misdemeanor	2017	6	6	10	6	9	4	7	8	5	3	-	64	-15.8%	64
		2016	9	4	8	10	13	7	9	7	6	3	16	76	▼	99
Miscellaneous	Other Criminally Related Matters	2017	1	-	2	3	1	2	-	1	-	2	-	12	-61.3%	12
		2016	5	1	2	5	4	3	5	1	1	4	3	31	▼	36
Other	Miscellaneous	2017	46	61	55	40	40	47	36	71	59	44	-	499	-3.1%	499
		2016	69	65	49	44	40	44	59	63	30	52	55	515	▼	606
Other	Other	2017	2	2	1	2	1	3	2	1	2	-	-	18	5.9%	18
		2016	1	-	3	2	1	2	3	1	3	1	-	17	▲	18

January 2016 -- October 2017 Filings

Dashboard

Court: Greene Circuit

Circuit/Court ID: 16

Start/End Date: Jan-16 / Oct-17

216079

2016 Average Month: 87

Type of Case: Filings

Jan-Oct 2016: 906

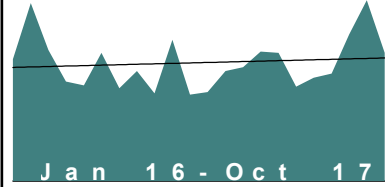
2017 Average Month:95

Jan-Oct 2017 : 949

Filings Trending: ▲

Overall AVG. Month: 90

Monthly Filings Summary



Jan 16 - Oct 17

Jan --- Oct Filings

949

2017

906

2016

Filings by Division																
		Jan	Feb	Mar	Apr	May	Jun	Jul	Aug	Sep	Oct	Nov	Dec	Thru Oct	% Change	Total
Total	2017	84	87	99	98	72	79	82	112	138	98	-	-	949	4.7%	949
	2016	93	136	100	76	73	98	71	84	67	108	66	68	906	▲	1,040
Civil	2017	12	7	19	11	14	8	13	14	10	11	-	-	119	10.2%	119
	2016	9	12	8	8	18	10	6	16	7	14	4	9	108	▲	121
Criminal	2017	34	20	29	38	20	30	21	32	65	34	-	-	323	15.4%	323
	2016	30	36	27	32	20	38	19	21	19	38	10	16	280	▲	306
Miscellaneous	2017	32	54	47	41	34	33	38	54	54	47	-	-	434	-8.4%	434
	2016	52	80	62	32	33	43	44	42	36	50	49	40	474	▼	563
Other	2017	6	6	4	8	4	8	10	12	9	6	-	-	73	65.9%	73
	2016	2	8	3	4	2	7	2	5	5	6	3	3	44	▲	50

Filings by Division & Case Category																
		Jan	Feb	Mar	Apr	May	Jun	Jul	Aug	Sep	Oct	Nov	Dec	Thru Oct	% Change	Total
Civil	Administrative Law	2017	2	-	-	-	-	-	-	-	-	-	-	2	100.0%	2
		2016	-	-	-	-	1	-	-	-	-	-	-	1	▲	1
	Contested Divorce	2017	1	-	-	-	2	1	1	-	1	-	-	6	-60.0%	6
		2016	1	1	-	-	5	2	1	1	4	-	2	15	▼	17
	Domestic and Family - Level 1	2017	2	1	-	5	1	2	-	1	2	-	-	15	-25.0%	15
		2016	2	1	-	-	4	3	3	2	2	-	-	20	▼	20
	Domestic and Family - Level 2	2017	1	-	1	-	4	-	1	-	-	-	-	7	-12.5%	7
		2016	-	1	-	-	1	1	3	-	2	-	-	8	▼	8
	General Civil - Level 2	2017	-	1	5	3	1	2	3	4	3	-	-	26	18.2%	26
		2016	3	3	3	2	3	-	2	2	1	2	-	22	▲	24
	General Civil - Level 3	2017	4	2	7	1	1	-	4	4	2	1	-	26	136.4%	26
		2016	-	2	1	3	1	1	1	1	1	-	1	11	▲	12
Criminal	Probates/Wills & Trusts - Level 1	2017	-	-	-	-	-	-	-	-	-	-	-	0	-100.0%	0
		2016	-	-	-	-	-	-	-	-	1	-	-	1	▼	1
	Probates/Wills & Trusts - Level 2	2017	-	1	1	-	-	-	-	-	1	-	-	3	50.0%	3
		2016	-	1	-	-	1	-	-	-	-	-	-	2	▲	2
	Uncontested Divorce	2017	2	2	5	2	5	5	5	3	3	-	-	34	21.4%	34
		2016	3	3	4	3	4	1	6	1	3	2	6	28	▲	36
	Felonies and Related Matters	2017	27	16	22	26	15	19	18	21	61	29	-	254	19.2%	254
		2016	26	29	19	22	17	29	11	16	17	27	9	213	▲	232
	Misdemeanor	2017	5	4	7	11	4	10	1	9	4	4	-	59	9.3%	59
		2016	3	5	8	10	2	6	6	3	1	10	6	54	▲	60
	Other Criminally Related Matters	2017	2	-	-	1	1	1	2	2	-	1	-	10	-23.1%	10
		2016	1	2	-	-	1	3	2	2	1	1	-	13	▼	14
Miscellaneous		2017	32	54	47	41	34	33	38	54	54	47	-	434	-8.4%	434
		2016	52	80	62	32	33	43	44	42	36	50	49	474	▼	563
Other		2017	6	6	4	8	4	8	10	12	9	6	-	73	65.9%	73
		2016	2	8	3	4	2	7	2	5	5	6	3	44	▲	50

January 2016 -- October 2017 Filings

Dashboard

Court: Louisiana Circuit

Start/End Date: Jan-16 / Oct-17

2016 Average Month: 185

Jan-Oct 2016: 1,778

Filings Trending: ▲

Circuit/Court ID: 16

216109

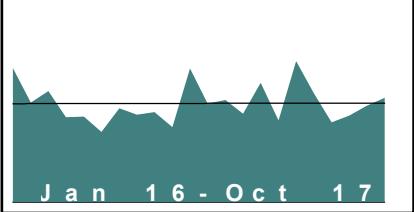
Type of Case: Filings

2017 Average Month:193

Jan-Oct 2017 : 1,925

Overall AVG. Month: 188

Monthly Filings Summary



Jan --- Oct Filings

1,925

1,778

2017

2016

Filings by Division																
		Jan	Feb	Mar	Apr	May	Jun	Jul	Aug	Sep	Oct	Nov	Dec	Thru Oct	% Change	Total
Total	2017	195	169	228	156	269	208	152	165	184	199	-	-	1,925	8.3%	1,925
	2016	256	190	212	162	163	134	179	167	172	143	255	188	1,778	▲	2,221
Civil	2017	22	32	27	36	34	20	13	23	27	28	-	-	262	1.6%	262
	2016	19	36	25	16	18	11	29	36	40	28	31	34	258	▲	323
Criminal	2017	78	37	116	37	143	107	52	58	59	53	-	-	740	33.3%	740
	2016	112	35	70	41	51	44	68	58	56	20	136	75	555	▲	766
Miscellaneous	2017	73	81	71	64	61	68	72	69	86	92	-	-	737	-6.7%	737
	2016	102	102	99	85	69	60	70	61	61	81	75	64	790	▼	929
Other	2017	22	19	14	19	31	13	15	15	12	26	-	-	186	6.3%	186
	2016	23	17	18	20	25	19	12	12	15	14	13	15	175	▲	203

Filings by Division & Case Category																
		Jan	Feb	Mar	Apr	May	Jun	Jul	Aug	Sep	Oct	Nov	Dec	Thru Oct	% Change	Total
Civil	Administrative Law	2017	-	-	-	1	-	-	-	-	-	-	-	1	-50.0%	1
		2016	-	-	2	-	-	-	-	-	-	-	1	2	▼	3
	Contested Divorce	2017	4	2	7	5	4	1	4	3	1	-	-	31	-11.4%	31
		2016	1	4	4	5	2	1	5	2	3	6	5	35	▼	46
	Domestic and Family - Level 1	2017	-	13	-	10	3	2	-	-	3	-	-	33	13.8%	33
		2016	-	1	-	1	-	2	4	11	10	4	7	29	▲	40
	Domestic and Family - Level 2	2017	-	-	1	2	3	-	2	2	-	-	-	10	25.0%	10
		2016	-	-	1	-	1	2	3	-	-	1	1	8	▲	10
	General Civil - Level 1	2017	-	-	-	-	1	1	-	-	1	-	-	3	200.0%	3
		2016	-	1	-	-	-	-	-	-	-	2	-	1	▲	3
	General Civil - Level 2	2017	12	2	9	5	4	3	4	6	9	-	-	58	20.8%	58
		2016	5	3	5	3	5	2	4	9	6	6	3	48	▲	57
	General Civil - Level 3	2017	1	6	5	2	12	9	4	14	6	-	-	61	7.0%	61
		2016	6	13	2	-	3	1	11	14	5	8	9	57	▲	74
Criminal	Probates/Wills & Trusts - Level 1	2017	-	-	-	-	-	-	1	-	-	-	-	1	1	1
		2016	-	-	-	-	-	-	-	-	-	-	-	0	↔	0
	Probates/Wills & Trusts - Level 2	2017	-	-	-	1	-	-	2	-	1	-	-	4	-60.0%	4
		2016	1	2	-	-	2	2	-	1	2	-	1	10	▼	11
	Uncontested Divorce	2017	5	9	5	11	7	4	6	2	7	-	-	60	-11.8%	60
		2016	6	12	11	7	5	2	9	6	5	4	7	68	▼	79
	Capital Murder	2017	1	-	-	-	2	-	-	-	-	-	-	3	3	3
		2016	-	-	-	-	-	-	-	-	-	-	-	0	↔	0
	Felonies and Related Matters	2017	58	10	95	21	128	90	40	41	42	-	-	572	73.9%	572
		2016	82	28	38	23	28	17	36	38	31	110	40	329	▲	479
Miscellaneous	Misdemeanor	2017	19	24	19	10	14	13	12	17	11	-	-	147	-25.4%	147
		2016	27	7	28	16	22	21	30	19	20	26	33	197	▼	256
Other	Other Criminally Related Matters	2017	-	3	2	6	1	2	-	1	3	-	-	18	-37.9%	18
		2016	3	-	4	2	1	6	2	1	5	-	2	29	▼	31
Other	Miscellaneous	2017	73	81	71	64	61	68	72	69	86	-	-	737	-6.7%	737
		2016	102	102	99	85	69	60	70	61	61	75	64	790	▼	929
Other	Other	2017	22	19	14	19	31	13	15	12	26	-	-	186	6.3%	186
		2016	23	17	18	20	25	19	12	12	15	13	15	175	▲	203

January 2016 -- October 2017 Filings

Dashboard

Court: Madison Circuit

Circuit/Court ID: 16

Start/End Date: Jan-16 / Oct-17

216113

2016 Average Month: 67

Type of Case: Filings

Jan-Oct 2016: 669

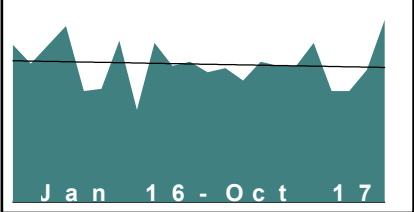
2017 Average Month: 65

Filings Trending: ▼

Jan-Oct 2017 : 651

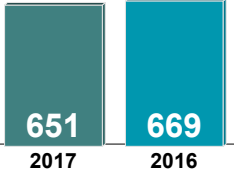
Overall AVG. Month: 66

Monthly Filings Summary



Jan 16 - Oct 17

Jan --- Oct Filings



651 669

2017 2016

Filings by Division																
		Jan	Feb	Mar	Apr	May	Jun	Jul	Aug	Sep	Oct	Nov	Dec	Thru Oct	% Change	Total
Total	2017	64	58	67	65	65	76	53	53	63	87	-	-	651	-2.7%	651
	2016	75	66	75	84	53	54	77	44	76	65	67	62	669	▼	798
Civil	2017	3	5	11	9	17	14	1	3	7	20	-	-	90	25.0%	90
	2016	5	1	10	11	10	9	2	12	7	5	7	7	72	▲	86
Criminal	2017	27	27	16	25	13	34	9	15	10	16	-	-	192	1.6%	192
	2016	13	21	14	17	8	17	20	16	27	36	24	19	189	▲	232
Miscellaneous	2017	24	19	30	21	28	23	33	32	35	44	-	-	289	-7.7%	289
	2016	45	32	43	46	29	19	41	11	32	15	27	25	313	▼	365
Other	2017	10	7	10	10	7	5	10	3	11	7	-	-	80	-15.8%	80
	2016	12	12	8	10	6	9	14	5	10	9	9	11	95	▼	115

Filings by Division & Case Category																	
			Jan	Feb	Mar	Apr	May	Jun	Jul	Aug	Sep	Oct	Nov	Dec	Thru Oct	% Change	Total
Civil	Contested Divorce	2017	-	1	-	1	2	-	-	-	1	-	-	-	5	-28.6%	5
		2016	-	-	-	2	1	2	-	1	1	-	-	1	7	▼	8
	Domestic and Family - Level 1	2017	-	-	-	-	-	6	-	-	-	12	-	-	18	38.5%	18
		2016	-	-	-	2	2	1	-	6	-	2	-	-	13	▲	13
	Domestic and Family - Level 2	2017	-	-	1	-	13	-	-	-	1	-	-	-	15	200.0%	15
		2016	1	-	1	1	1	-	-	-	1	-	1	-	5	▲	6
	General Civil - Level 1	2017	-	1	-	-	-	-	-	-	1	-	-	-	2	2	2
		2016	-	-	-	-	-	-	-	-	-	-	-	-	0	↔	0
	General Civil - Level 2	2017	-	2	1	4	-	2	-	1	3	4	-	-	17	13.3%	17
		2016	1	-	1	3	1	2	-	1	3	3	1	3	15	▲	19
	General Civil - Level 3	2017	1	-	7	1	-	2	-	2	-	2	-	-	15	275.0%	15
		2016	1	-	1	-	-	-	1	1	-	-	1	1	4	▲	6
Probates/Wills & Trusts - Level 1	2017	-	1	-	-	-	-	-	-	-	-	-	-	1	0.0%	1	
	2016	-	-	-	1	-	-	-	-	-	-	-	-	1	↔	1	
Probates/Wills & Trusts - Level 2	2017	-	-	-	2	2	4	-	-	1	1	-	-	10	150.0%	10	
	2016	1	-	1	-	1	-	1	-	-	-	2	-	4	▲	6	
Uncontested Divorce	2017	2	-	2	1	-	-	1	-	-	1	-	-	7	-69.6%	7	
	2016	1	1	6	2	4	4	-	3	2	-	2	2	23	▼	27	
Criminal	Felonies and Related Matters	2017	20	15	11	20	7	23	2	10	4	6	-	-	118	-9.2%	118
		2016	9	14	10	10	6	13	10	9	18	31	10	14	130	▼	154
	Misdemeanor	2017	6	11	5	4	4	8	4	1	6	8	-	-	57	14.0%	57
		2016	4	6	3	6	2	4	9	5	9	2	12	3	50	▲	65
	Other Criminally Related Matters	2017	1	1	-	1	2	3	3	4	-	2	-	-	17	88.9%	17
		2016	-	1	1	1	-	-	1	2	-	3	2	2	9	▲	13
Miscellaneous		2017	24	19	30	21	28	23	33	32	35	44	-	-	289	-7.7%	289
		2016	45	32	43	46	29	19	41	11	32	15	27	25	313	▼	365
Other		2017	10	7	10	10	7	5	10	3	11	7	-	-	80	-15.8%	80
		2016	12	12	8	10	6	9	14	5	10	9	9	11	95	▼	115

January 2016 -- October 2017 Filings

Dashboard

Court: Orange Circuit

Circuit/Court ID: 16

Start/End Date: Jan-16 / Oct-17

216137

2016 Average Month: 175

Type of Case: Filings

Jan-Oct 2016: 1,781

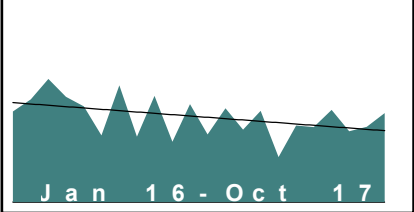
2017 Average Month:149

Filings Trending: ▼

Jan-Oct 2017 : 1,491

Overall AVG. Month: 163

Monthly Filings Summary



Jan --- Oct Filings

1,491

2017

1,781

2016

Filings by Division																
		Jan	Feb	Mar	Apr	May	Jun	Jul	Aug	Sep	Oct	Nov	Dec	Thru Oct	% Change	Total
Total	2017	179	138	174	86	146	143	176	135	144	170	-	-	1,491	-16.3%	1,491
	2016	173	196	235	201	183	127	223	125	203	115	187	129	1,781	▼	2,097
Civil	2017	26	21	28	28	26	26	36	40	25	23	-	-	279	36.8%	279
	2016	20	19	20	20	23	21	18	29	23	11	22	27	204	▲	253
Criminal	2017	79	53	63	14	48	24	77	20	52	69	-	-	499	-31.4%	499
	2016	66	51	93	116	95	36	131	22	96	21	75	30	727	▼	832
Miscellaneous	2017	71	61	82	44	72	89	61	74	67	78	-	-	699	-14.1%	699
	2016	85	122	120	61	63	66	69	70	80	78	89	69	814	▼	972
Other	2017	3	3	1	-	-	4	2	1	-	-	-	-	14	-61.1%	14
	2016	2	4	2	4	2	4	5	4	4	5	1	3	36	▼	40

Filings by Division & Case Category																
		Jan	Feb	Mar	Apr	May	Jun	Jul	Aug	Sep	Oct	Nov	Dec	Thru Oct	% Change	Total
Civil	Administrative Law	2017	-	1	1	-	-	-	-	-	-	-	-	2	2	2
		2016	-	-	-	-	-	-	-	-	-	-	-	0	↔	0
	Contested Divorce	2017	3	4	5	2	1	1	2	3	2	1	-	24	-27.3%	24
		2016	3	4	7	4	3	2	2	3	4	1	5	33	▼	41
	Domestic and Family - Level 1	2017	7	1	2	11	3	4	10	12	3	2	-	55	83.3%	55
		2016	1	6	5	-	1	1	3	9	3	1	1	30	▲	37
	Domestic and Family - Level 2	2017	1	-	-	1	4	1	1	2	-	2	-	12	20.0%	12
		2016	1	-	-	2	2	3	1	1	-	-	1	10	▲	11
	General Civil - Level 1	2017	-	-	-	-	1	-	1	-	-	-	-	2	0.0%	2
		2016	-	1	-	-	-	-	-	-	1	-	-	2	↔	2
	General Civil - Level 2	2017	6	5	6	5	4	4	5	6	5	4	-	50	38.9%	50
		2016	3	2	2	6	2	5	4	2	9	1	4	36	▲	43
Criminal	General Civil - Level 3	2017	5	3	3	5	1	7	6	6	2	-	-	52	20.9%	52
		2016	6	4	3	2	12	3	-	9	2	5	6	43	▲	54
	Probates/Wills & Trusts - Level 2	2017	-	-	5	-	3	1	1	1	2	-	-	14	27.3%	14
		2016	1	-	1	1	1	3	1	1	1	-	-	11	▲	11
	Uncontested Divorce	2017	4	7	6	4	9	8	9	8	10	-	-	68	74.4%	68
		2016	5	2	2	5	2	6	5	4	4	7	8	39	▲	54
	Capital Murder	2017	-	-	-	-	-	-	-	-	-	-	-	0	-100.0%	0
		2016	-	-	-	1	-	-	-	-	-	-	-	1	▼	1
	Felonies and Related Matters	2017	55	44	49	9	32	19	60	15	36	57	-	376	-36.3%	376
		2016	51	38	78	107	75	28	101	19	77	16	52	590	▼	657
	Misdemeanor	2017	20	8	12	4	14	2	12	4	10	10	-	96	-20.0%	96
		2016	10	12	14	8	16	5	30	3	18	4	17	120	▼	150
Miscellaneous	Other Criminally Related Matters	2017	4	1	2	1	2	3	5	1	6	2	-	27	68.8%	27
		2016	5	1	1	-	4	3	-	1	1	6	2	16	▲	24
	Miscellaneous	2017	71	61	82	44	72	89	61	74	67	78	-	699	-14.1%	699
		2016	85	122	120	61	63	66	69	70	80	78	89	814	▼	972
	Other	2017	3	3	1	-	-	4	2	1	-	-	-	14	-61.1%	14
		2016	2	4	2	4	2	4	5	4	4	5	1	36	▼	40

January 2016 -- October 2017 Filings

Dashboard

Court: Charlottesville Circuit

Circuit/Court ID: 16

Start/End Date: Jan-16 / Oct-17

216540

2016 Average Month: 129

Type of Case: Filings

Jan-Oct 2016: 1,336

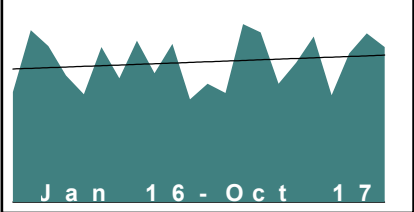
2017 Average Month: 139

Filings Trending: ▲

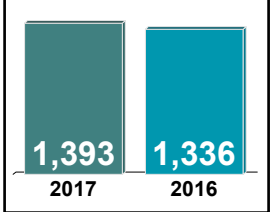
Jan-Oct 2017 : 1,393

Overall AVG. Month: 134

Monthly Filings Summary



Jan --- Oct Filings



Filings by Division																
		Jan	Feb	Mar	Apr	May	Jun	Jul	Aug	Sep	Oct	Nov	Dec	Thru Oct	% Change	Total
Total	2017	104	170	162	113	133	158	102	142	161	148	-	-	1,393	4.3%	1,393
	2016	105	164	149	121	103	148	118	154	123	151	98	113	1,336	▲	1,547
Civil	2017	14	22	29	24	20	22	34	16	29	18	-	-	228	-3.0%	228
	2016	11	27	29	15	30	24	23	21	27	28	18	14	235	▼	267
Criminal	2017	65	112	92	63	82	87	31	89	82	98	-	-	801	0.4%	801
	2016	62	100	86	88	50	92	72	105	56	87	56	75	798	▲	929
Miscellaneous	2017	24	36	41	26	31	48	36	37	49	32	-	-	360	20.8%	360
	2016	30	37	34	16	23	31	23	28	40	36	23	24	298	▲	345
Other	2017	1	-	-	-	-	1	1	-	1	-	-	-	4	-20.0%	4
	2016	2	-	-	2	-	1	-	-	-	-	1	-	5	▼	6

Filings by Division & Case Category																
		Jan	Feb	Mar	Apr	May	Jun	Jul	Aug	Sep	Oct	Nov	Dec	Thru Oct	% Change	Total
Civil	Administrative Law	2017	-	-	1	-	-	-	-	-	-	-	-	1	-75.0%	1
		2016	1	1	-	-	1	1	-	-	-	-	-	4	▼	4
	Contested Divorce	2017	-	-	-	2	2	5	-	-	1	-	-	10	11.1%	10
		2016	-	-	1	2	1	1	-	3	1	2	-	9	▲	11
	Domestic and Family - Level 1	2017	2	5	1	4	-	2	3	2	2	-	-	21	-44.7%	21
		2016	4	5	5	1	5	4	2	4	7	2	1	38	▼	41
	Domestic and Family - Level 2	2017	1	1	2	2	1	3	1	4	-	-	-	17	-41.4%	17
		2016	1	2	3	3	5	3	-	5	4	-	1	29	▼	30
	General Civil - Level 1	2017	-	-	2	-	4	-	1	1	-	-	-	10	0.0%	10
		2016	1	2	1	1	1	2	1	-	-	-	1	10	↔	11
	General Civil - Level 2	2017	6	9	11	11	10	7	6	8	9	-	-	84	29.2%	84
		2016	3	7	5	3	8	9	13	4	8	8	4	65	▲	77
Criminal	General Civil - Level 3	2017	1	1	10	1	2	5	8	1	6	-	-	38	0.0%	38
		2016	1	1	10	4	6	-	3	2	7	4	2	38	↔	44
	Probates/Wills & Trusts - Level 2	2017	-	2	1	1	-	-	3	2	1	-	-	10	42.9%	10
		2016	-	-	1	1	1	-	1	1	1	-	1	7	▲	8
	Uncontested Divorce	2017	4	4	1	3	1	2	10	2	7	3	-	37	5.7%	37
		2016	-	9	3	-	3	7	5	2	3	2	4	35	▲	41
	Capital Murder	2017	-	1	-	-	-	-	-	-	-	-	-	1	1	1
		2016	-	-	-	-	-	-	-	-	-	-	-	0	↔	0
	Felonies and Related Matters	2017	47	92	54	43	58	59	18	56	56	67	-	550	0.2%	550
		2016	41	76	60	58	36	62	48	73	35	60	36	549	▲	639
	Misdemeanor	2017	15	17	31	19	20	24	11	30	22	27	-	216	0.0%	216
		2016	19	22	22	24	11	26	21	29	17	25	20	216	↔	255
Miscellaneous	Other Criminally Related Matters	2017	3	2	7	1	4	4	2	3	4	4	-	34	3.0%	34
		2016	2	2	4	6	3	4	3	4	2	-	2	33	▲	35
	Miscellaneous	2017	24	36	41	26	31	48	36	37	49	32	-	360	20.8%	360
		2016	30	37	34	16	23	31	23	28	40	36	23	298	▲	345
	Other	2017	1	-	-	-	-	1	1	-	1	-	-	4	-20.0%	4
		2016	2	-	-	2	-	1	-	-	-	1	-	5	▼	6

January 2016 -- October 2017 Filings

Dashboard

Court: Arlington Circuit

Circuit/Court ID: 17

Start/End Date: Jan-16 / Oct-17

217013

2016 Average Month: 901

Type of Case: Filings

Jan-Oct 2016: 9,130

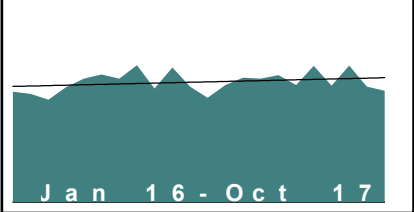
2017 Average Month:935

Filings Trending: ↔

Jan-Oct 2017 : 9,353

Overall AVG. Month: 916

Monthly Filings Summary



Jan --- Oct Filings

9,353

9,130

2017

2016

Filings by Division																
		Jan	Feb	Mar	Apr	May	Jun	Jul	Aug	Sep	Oct	Nov	Dec	Thru Oct	% Change	Total
Total	2017	894	949	942	970	895	1,041	888	1,043	882	849	-	-	9,353	2.4%	9,353
	2016	844	826	783	876	943	974	943	1,045	867	1,029	882	797	9,130	▲	10,809
Civil	2017	153	139	127	141	114	200	114	223	194	146	-	-	1,551	21.3%	1,551
	2016	99	132	139	114	128	143	126	158	107	133	165	137	1,279	▲	1,581
Criminal	2017	377	435	443	499	448	458	354	446	322	355	-	-	4,137	-2.2%	4,137
	2016	264	380	313	403	468	485	444	507	428	537	368	345	4,229	▼	4,942
Miscellaneous	2017	179	182	165	152	166	169	177	179	182	175	-	-	1,726	2.5%	1,726
	2016	181	185	176	138	141	172	196	182	156	157	168	171	1,684	▲	2,023
Other	2017	185	193	207	178	167	214	243	195	184	173	-	-	1,939	0.1%	1,939
	2016	300	129	155	221	206	174	177	198	176	202	181	144	1,938	▲	2,263

Filings by Division & Case Category																
		Jan	Feb	Mar	Apr	May	Jun	Jul	Aug	Sep	Oct	Nov	Dec	Thru Oct	% Change	Total
Civil	Administrative Law	2017	1	-	-	-	3	2	4	-	3	-	-	13	-35.0%	13
		2016	-	4	2	2	3	2	1	1	5	2	-	20	▼	22
	Contested Divorce	2017	11	24	24	14	24	27	16	20	27	-	-	213	4.9%	213
		2016	12	19	21	19	31	24	23	20	18	24	17	203	▲	244
	Domestic and Family - Level 1	2017	16	8	8	5	6	13	4	9	13	-	-	87	-7.4%	87
		2016	16	2	13	10	10	9	12	4	8	19	5	94	▼	118
	Domestic and Family - Level 2	2017	3	12	8	9	11	6	5	6	4	-	-	69	4.5%	69
		2016	5	9	3	5	6	3	7	6	7	6	6	66	▲	78
	General Civil - Level 1	2017	4	3	5	4	3	3	1	-	2	4	-	29	11.5%	29
		2016	3	3	2	5	3	3	2	3	1	-	2	26	▲	28
	General Civil - Level 2	2017	67	51	31	64	30	83	38	134	99	-	-	650	46.4%	650
		2016	28	58	43	32	41	57	44	58	36	72	54	444	▲	570
	General Civil - Level 3	2017	10	7	17	12	11	19	9	12	7	10	-	114	12.9%	114
		2016	3	8	13	13	4	10	11	24	6	9	13	101	▲	125
Criminal	Probates/Wills & Trusts - Level 1	2017	2	-	2	1	3	-	2	-	2	1	-	13	-18.8%	13
		2016	4	1	4	2	2	1	1	-	1	1	3	16	▼	20
	Probates/Wills & Trusts - Level 2	2017	17	17	12	13	4	16	12	10	20	-	-	132	33.3%	132
		2016	8	11	13	8	10	9	9	11	11	5	13	99	▲	117
	Uncontested Divorce	2017	22	17	20	19	22	30	25	28	20	-	-	231	10.0%	231
		2016	20	17	25	18	18	26	18	23	22	23	24	210	▲	259
	Felonies and Related Matters	2017	268	290	323	374	296	307	248	305	216	207	-	2,834	-2.7%	2,834
		2016	163	253	186	278	339	332	322	336	295	408	268	2,912	▼	3,420
	Misdemeanor	2017	73	82	83	70	74	77	69	53	63	110	-	754	-4.9%	754
		2016	58	64	57	69	78	98	72	110	102	85	58	793	▼	920
	Other Criminally Related Matters	2017	36	63	37	55	78	74	37	88	43	38	-	549	4.8%	549
		2016	43	63	70	56	51	55	50	61	31	44	42	524	▲	602
	Miscellaneous	2017	179	182	165	152	166	169	177	179	182	175	-	1,726	2.5%	1,726
		2016	181	185	176	138	141	172	196	182	156	157	168	1,684	▲	2,023
Other	2017	185	193	207	178	167	214	243	195	184	173	-	-	1,939	0.1%	1,939
	2016	300	129	155	221	206	174	177	198	176	202	181	144	1,938	▲	2,263

January 2016 -- October 2017 Filings

Dashboard

Court: Fauquier Circuit

Start/End Date: Jan-16 / Oct-17

2016 Average Month: 310

Jan-Oct 2016: 3,126

Filings Trending: ▼

Circuit/Court ID: 20

220061

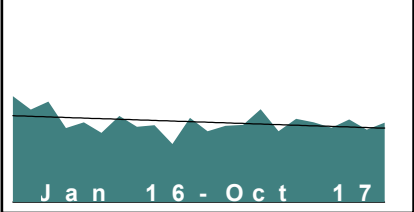
Type of Case: Filings

2017 Average Month:301

Jan-Oct 2017 : 3,013

Overall AVG. Month: 306

Monthly Filings Summary



Jan --- Oct Filings

3,013

3,126

2017

2016

Filings by Division																
		Jan	Feb	Mar	Apr	May	Jun	Jul	Aug	Sep	Oct	Nov	Dec	Thru Oct	% Change	Total
Total	2017	291	295	354	270	318	305	284	316	277	303	-	-	3,013	-3.6%	3,013
	2016	405	353	384	282	305	264	329	288	294	222	322	270	3,126	▼	3,718
Civil	2017	35	35	33	47	41	47	35	49	54	60	-	-	436	-4.2%	436
	2016	36	50	51	55	49	38	46	50	48	32	43	46	455	▼	544
Criminal	2017	66	82	163	79	130	104	92	79	70	69	-	-	934	2.6%	934
	2016	126	75	131	66	117	63	114	78	85	55	90	82	910	▲	1,082
Miscellaneous	2017	162	148	132	112	127	115	107	152	122	146	-	-	1,323	-6.3%	1,323
	2016	206	209	175	125	106	100	135	120	117	119	167	117	1,412	▼	1,696
Other	2017	28	30	26	32	20	39	50	36	31	28	-	-	320	-8.3%	320
	2016	37	19	27	36	33	63	34	40	44	16	22	25	349	▼	396

Filings by Division & Case Category																	
			Jan	Feb	Mar	Apr	May	Jun	Jul	Aug	Sep	Oct	Nov	Dec	Thru Oct	% Change	Total
Civil	Administrative Law	2017	1	-	-	-	-	-	-	1	-	1	-	-	3	0.0%	3
		2016	-	1	-	-	-	-	-	-	-	2	-	1	-	3	↔
	Contested Divorce	2017	7	1	6	7	6	10	6	13	7	10	-	-	73	40.4%	73
		2016	4	6	5	9	6	3	8	6	3	2	2	8	52	▲	62
	Domestic and Family - Level 1	2017	1	-	-	3	2	2	1	2	4	3	-	-	18	-37.9%	18
		2016	3	3	3	3	2	1	6	4	1	3	3	8	29	▼	40
	Domestic and Family - Level 2	2017	1	5	3	4	2	2	6	1	2	2	-	-	28	0.0%	28
		2016	1	6	3	3	6	-	2	5	2	-	6	7	28	↔	41
	General Civil - Level 1	2017	-	-	-	-	-	1	-	-	-	2	-	-	3	-76.9%	3
		2016	1	2	3	-	1	1	1	1	2	1	1	-	13	▼	14
	General Civil - Level 2	2017	10	8	9	14	14	14	9	10	14	14	-	-	116	-10.1%	116
		2016	13	11	11	15	18	10	10	18	18	5	12	11	129	▼	152
	General Civil - Level 3	2017	3	6	1	2	2	3	3	6	12	6	-	-	44	4.8%	44
		2016	1	6	7	4	6	4	3	2	4	5	6	4	42	▲	52
Probates/Wills & Trusts - Level 1	2017	-	-	-	-	1	-	-	-	-	-	-	-	1	-50.0%	1	
	2016	1	-	-	-	-	-	1	-	-	-	-	1	2	▼	3	
Probates/Wills & Trusts - Level 2	2017	1	3	-	4	-	4	3	-	3	5	-	-	23	64.3%	23	
	2016	1	2	-	2	-	5	1	-	1	2	1	1	14	▲	16	
Protective Orders	2017	2	-	1	4	-	-	-	2	1	3	-	-	13	0.0%	13	
	2016	-	2	2	3	-	2	3	1	-	-	-	1	13	↔	14	
Uncontested Divorce	2017	9	12	13	9	14	11	7	14	11	14	-	-	114	-12.3%	114	
	2016	11	11	17	16	10	12	11	13	15	14	11	5	130	▼	146	
Criminal	Felonies and Related Matters	2017	47	60	123	39	87	49	51	39	47	45	-	-	587	0.3%	587
		2016	101	54	87	42	80	31	70	42	48	30	67	60	585	▲	712
	Misdemeanor	2017	17	20	30	37	32	46	34	29	19	16	-	-	280	0.7%	280
		2016	21	18	39	19	29	26	38	30	34	24	20	18	278	▲	316
Other Criminally Related Matters	2017	2	2	10	3	11	9	7	11	4	8	-	-	67	42.6%	67	
	2016	4	3	5	5	8	6	6	6	3	1	3	4	47	▲	54	
Miscellaneous		2017	162	148	132	112	127	115	107	152	122	146	-	-	1,323	-6.3%	1,323
		2016	206	209	175	125	106	100	135	120	117	119	167	117	1,412	▼	1,696
Other		2017	28	30	26	32	20	39	50	36	31	28	-	-	320	-8.3%	320
		2016	37	19	27	36	33	63	34	40	44	16	22	25	349	▼	396

January 2016 -- October 2017 Filings

Dashboard

Court: Loudoun Circuit

Start/End Date: Jan-16 / Oct-17

2016 Average Month: 879

Jan-Oct 2016: 8,905

Filings Trending: ▼

Circuit/Court ID: 20

220107

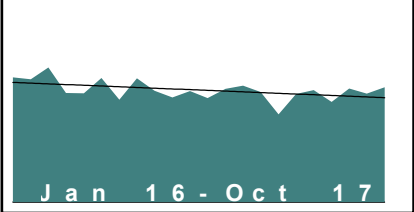
Type of Case: Filings

2017 Average Month:828

Jan-Oct 2017 : 8,282

Overall AVG. Month: 856

Monthly Filings Summary



Jan --- Oct Filings

8,282

8,905

2017

2016

Filings by Division																
		Jan	Feb	Mar	Apr	May	Jun	Jul	Aug	Sep	Oct	Nov	Dec	Thru Oct	% Change	Total
Total	2017	864	889	841	669	826	854	765	868	829	877	-	-	8,282	-7.0%	8,282
	2016	953	939	1,027	834	830	947	781	945	851	798	848	793	8,905	▼	10,546
Civil	2017	197	185	216	179	184	208	169	188	169	179	-	-	1,874	-7.1%	1,874
	2016	174	206	213	195	211	228	179	223	210	179	189	184	2,018	▼	2,391
Criminal	2017	188	253	183	130	224	203	177	224	218	230	-	-	2,030	5.4%	2,030
	2016	184	184	278	168	180	198	166	218	178	172	177	177	1,926	▲	2,280
Miscellaneous	2017	438	425	422	339	389	397	394	420	417	443	-	-	4,084	-12.7%	4,084
	2016	569	508	505	456	422	488	414	460	429	426	461	396	4,677	▼	5,534
Other	2017	41	26	20	21	29	46	25	36	25	25	-	-	294	3.5%	294
	2016	26	41	31	15	17	33	22	44	34	21	21	36	284	▲	341

Filings by Division & Case Category																
		Jan	Feb	Mar	Apr	May	Jun	Jul	Aug	Sep	Oct	Nov	Dec	Thru Oct	% Change	Total
Civil	Administrative Law	2017	-	-	1	1	3	1	-	1	1	-	-	9	-40.0%	9
		2016	1	1	-	1	1	4	1	2	4	1	-	15	▼	16
	Contested Divorce	2017	22	20	23	21	29	30	24	18	23	-	-	231	12.1%	231
		2016	20	26	25	26	17	17	19	19	14	24	20	206	▲	250
	Domestic and Family - Level 1	2017	7	25	14	18	8	20	11	16	14	-	-	141	-5.4%	141
		2016	9	15	16	14	12	17	12	17	16	18	13	149	▼	180
	Domestic and Family - Level 2	2017	14	11	17	13	10	9	15	15	8	-	-	120	22.4%	120
		2016	6	8	10	8	9	10	12	12	13	5	9	98	▲	112
	General Civil - Level 1	2017	2	4	2	1	4	3	5	-	1	-	-	24	9.1%	24
		2016	3	-	5	-	1	3	3	4	1	1	5	22	▲	28
	General Civil - Level 2	2017	42	40	62	46	54	56	37	52	48	-	-	492	3.8%	492
		2016	35	48	45	49	57	45	50	42	46	39	48	474	▲	561
	General Civil - Level 3	2017	22	26	24	20	23	19	19	14	10	-	-	195	-46.1%	195
		2016	35	46	54	29	40	52	17	26	28	35	23	362	▼	421
Criminal	Probates/Wills & Trusts - Level 1	2017	-	-	-	-	1	-	1	1	-	-	-	3	-57.1%	3
		2016	-	-	1	-	1	1	3	1	-	1	-	7	▼	8
	Probates/Wills & Trusts - Level 2	2017	6	8	7	9	10	12	6	7	8	-	-	75	-12.8%	75
		2016	10	7	9	5	13	11	3	11	8	8	15	86	▼	109
	Uncontested Divorce	2017	82	51	66	50	42	58	69	50	66	-	-	584	-2.5%	584
		2016	55	55	48	63	60	72	79	77	41	56	51	599	▼	706
	Felonies and Related Matters	2017	108	163	93	78	131	100	100	119	146	-	-	1,143	4.8%	1,143
		2016	105	100	163	78	131	121	87	129	96	81	86	1,091	▲	1,274
	Misdemeanor	2017	37	53	48	22	44	48	40	52	43	-	-	429	11.7%	429
Miscellaneous		2016	31	36	60	47	23	36	21	47	39	44	33	384	▲	451
	Other Criminally Related Matters	2017	43	37	42	30	49	55	32	72	56	-	-	458	1.6%	458
		2016	48	48	55	43	26	41	58	42	43	58	46	451	▲	555
	Miscellaneous	2017	438	425	422	339	389	397	394	420	417	-	-	4,084	-12.7%	4,084
		2016	569	508	505	456	422	488	414	460	429	461	396	4,677	▼	5,534
	Other	2017	41	26	20	21	29	46	25	36	25	-	-	294	3.5%	294
		2016	26	41	31	15	17	33	22	44	34	21	36	284	▲	341

January 2016 -- October 2017 Filings

Dashboard

Court: Rappahannock Circuit

Circuit/Court ID: 20

Start/End Date: Jan-16 / Oct-17

220157

2016 Average Month: 38

Type of Case: Filings

Jan-Oct 2016: 375


2017 Average Month:33

Filings Trending: ▼

Jan-Oct 2017 : 325

Overall AVG. Month: 36

Monthly Filings Summary



Jan --- Oct Filings

325

375

2017

2016

Filings by Division																
		Jan	Feb	Mar	Apr	May	Jun	Jul	Aug	Sep	Oct	Nov	Dec	Thru Oct	% Change	Total
Total	2017	41	31	47	32	33	30	23	28	34	26	-	-	325	-13.3%	325
	2016	43	45	41	59	34	26	39	31	34	23	49	32	375	▼	456
Civil	2017	9	2	8	1	6	5	1	2	3	6	-	-	43	-15.7%	43
	2016	2	6	9	6	3	7	3	6	6	3	3	5	51	▼	59
Criminal	2017	7	3	15	11	10	6	2	-	7	8	-	-	69	-5.5%	69
	2016	11	4	3	37	6	1	5	3	3	-	21	6	73	▼	100
Miscellaneous	2017	17	15	18	14	11	9	7	18	16	10	-	-	135	-21.5%	135
	2016	24	30	19	9	17	8	16	15	19	15	17	16	172	▼	205
Other	2017	8	11	6	6	6	10	13	8	8	2	-	-	78	-1.3%	78
	2016	6	5	10	7	8	10	15	7	6	5	8	5	79	▼	92

Filings by Division & Case Category																
		Jan	Feb	Mar	Apr	May	Jun	Jul	Aug	Sep	Oct	Nov	Dec	Thru Oct	% Change	Total
Civil	Administrative Law	2017	2	-	-	-	-	-	-	-	-	-	-	2	2	2
		2016	-	-	-	-	-	-	-	-	-	-	-	0	↔	0
	Contested Divorce	2017	1	1	1	-	-	-	-	-	-	-	-	3	-50.0%	3
		2016	1	1	-	2	1	-	-	-	1	2	1	6	▼	9
	Domestic and Family - Level 1	2017	-	-	-	-	-	-	-	1	-	-	-	1	-83.3%	1
		2016	-	-	-	-	1	2	2	1	-	-	-	6	▼	6
	Domestic and Family - Level 2	2017	1	-	-	-	-	1	-	-	-	-	-	2	-71.4%	2
		2016	-	-	3	1	-	1	1	1	-	-	-	7	▼	7
	General Civil - Level 1	2017	-	-	-	-	1	-	-	-	-	-	-	1	1	1
		2016	-	-	-	-	-	-	-	-	-	-	-	0	↔	0
	General Civil - Level 2	2017	1	1	3	-	2	2	1	1	5	-	-	16	45.5%	16
		2016	-	2	2	-	-	2	2	2	1	1	3	11	▲	15
	General Civil - Level 3	2017	-	-	-	-	3	1	-	-	-	-	-	4	-55.6%	4
		2016	-	2	1	2	1	1	-	2	-	-	-	9	▼	9
Criminal	Probates/Wills & Trusts - Level 1	2017	-	-	-	-	-	-	-	-	-	-	-	0	-100.0%	0
		2016	-	-	-	-	-	-	-	-	1	-	-	1	▼	1
	Probates/Wills & Trusts - Level 2	2017	-	-	2	-	-	-	-	-	-	-	-	2	2	2
		2016	-	-	-	-	-	-	-	-	-	-	-	0	↔	0
	Uncontested Divorce	2017	4	-	2	1	-	2	1	1	1	-	-	12	9.1%	12
		2016	1	1	3	1	1	2	1	-	-	-	1	11	▲	12
	Felonies and Related Matters	2017	-	2	11	7	8	4	-	6	5	-	-	43	-17.3%	43
		2016	9	1	2	33	2	1	2	2	-	12	3	52	▼	67
	Misdemeanor	2017	6	1	2	4	1	2	2	1	3	-	-	22	10.0%	22
		2016	2	3	1	4	3	-	3	3	1	7	2	20	▲	29
	Other Criminally Related Matters	2017	1	-	2	-	1	-	-	-	-	-	-	4	300.0%	4
		2016	-	-	-	-	1	-	-	-	-	2	1	1	▲	4
Miscellaneous		2017	17	15	18	14	11	9	7	18	16	-	-	135	-21.5%	135
		2016	24	30	19	9	17	8	16	15	19	17	16	172	▼	205
Other		2017	8	11	6	6	6	10	13	8	8	2	-	78	-1.3%	78
		2016	6	5	10	7	8	10	15	7	6	5	8	79	▼	92

January 2016 -- October 2017 Filings

Dashboard

Court: Henry Circuit

Start/End Date: Jan-16 / Oct-17

2016 Average Month: 375

Jan-Oct 2016: 3,844

Filings Trending: ▼

Circuit/Court ID: 21

221089

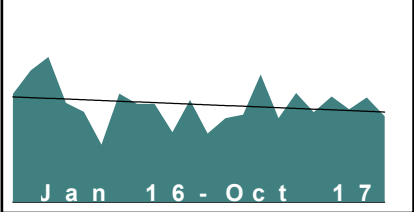
Type of Case: Filings

2017 Average Month: 371

Jan-Oct 2017 : 3,706

Overall AVG. Month: 373

Monthly Filings Summary



Jan --- Oct Filings

3,706

3,844

2017

2016

Filings by Division																
		Jan	Feb	Mar	Apr	May	Jun	Jul	Aug	Sep	Oct	Nov	Dec	Thru Oct	% Change	Total
Total	2017	320	334	487	320	417	344	403	354	399	328	-	-	3,706	-3.6%	3,706
	2016	413	503	554	379	345	219	414	375	375	267	390	262	3,844	▼	4,496
Civil	2017	33	40	57	48	52	52	33	21	36	36	-	-	408	-8.9%	408
	2016	34	68	38	53	40	40	37	52	49	37	32	41	448	▼	521
Criminal	2017	157	174	217	121	187	160	216	197	222	159	-	-	1,810	5.8%	1,810
	2016	172	198	333	103	179	93	178	179	174	101	245	127	1,710	▲	2,082
Miscellaneous	2017	113	95	155	105	140	95	128	101	114	92	-	-	1,138	-20.5%	1,138
	2016	190	200	156	206	106	67	167	114	116	110	95	82	1,432	▼	1,609
Other	2017	17	25	58	46	38	37	26	35	27	41	-	-	350	37.8%	350
	2016	17	37	27	17	20	19	32	30	36	19	18	12	254	▲	284

Filings by Division & Case Category																
		Jan	Feb	Mar	Apr	May	Jun	Jul	Aug	Sep	Oct	Nov	Dec	Thru Oct	% Change	Total
Civil	Administrative Law	2017	-	-	1	-	-	1	-	-	-	-	-	2	2	2
		2016	-	-	-	-	-	-	-	-	-	-	-	0	↔	0
	Contested Divorce	2017	2	8	9	12	10	13	4	4	6	6	-	74	-3.9%	74
		2016	4	12	7	10	1	10	6	11	8	9	6	77	▼	92
	Domestic and Family - Level 1	2017	6	8	1	1	3	-	5	2	6	-	-	32	-25.6%	32
		2016	3	9	2	3	6	3	1	6	8	2	1	43	▼	49
	Domestic and Family - Level 2	2017	2	2	1	3	8	3	1	-	3	1	-	24	0.0%	24
		2016	2	6	1	1	2	-	4	4	-	4	1	24	↔	29
	General Civil - Level 1	2017	-	-	-	-	-	-	1	-	-	-	-	1	-66.7%	1
		2016	-	-	-	-	-	-	1	2	-	-	-	3	▼	3
	General Civil - Level 2	2017	5	4	5	4	4	5	1	1	4	12	-	45	-13.5%	45
		2016	7	7	4	4	6	8	4	1	8	3	4	52	▼	60
	General Civil - Level 3	2017	6	8	4	3	8	8	6	4	6	5	-	58	-9.4%	58
		2016	9	16	5	6	3	4	5	5	6	5	2	64	▼	75
Criminal	Probates/Wills & Trusts - Level 1	2017	-	-	-	1	-	1	-	-	-	-	-	2	-50.0%	2
		2016	-	2	1	-	-	-	1	-	-	-	-	4	▼	4
	Probates/Wills & Trusts - Level 2	2017	1	-	4	-	1	4	3	1	3	1	-	18	-41.9%	18
		2016	1	2	1	7	2	2	7	5	3	1	4	31	▼	39
	Protective Orders	2017	-	-	-	-	-	-	-	-	-	-	-	0	-100.0%	0
		2016	-	-	-	-	-	-	1	-	-	-	-	1	▼	1
	Uncontested Divorce	2017	11	10	32	24	18	17	13	8	8	11	-	152	2.0%	152
		2016	8	14	17	22	20	13	10	17	14	14	11	149	▲	169
	Felonies and Related Matters	2017	107	120	140	77	127	105	125	111	132	85	-	1,129	-3.0%	1,129
		2016	122	115	275	62	113	50	138	104	131	54	193	1,164	▼	1,416
Miscellaneous	Misdemeanor	2017	44	41	71	35	57	50	81	71	84	67	-	601	31.8%	601
		2016	44	75	49	30	53	33	30	69	37	36	50	456	▲	568
	Other Criminally Related Matters	2017	6	13	6	9	3	5	10	15	6	7	-	80	-11.1%	80
		2016	6	8	9	11	13	10	10	6	6	11	2	90	▼	98
Other	Miscellaneous	2017	113	95	155	105	140	95	128	101	114	92	-	1,138	-20.5%	1,138
		2016	190	200	156	206	106	67	167	114	116	110	95	1,432	▼	1,609
Other	Other	2017	17	25	58	46	38	37	26	35	27	41	-	350	37.8%	350
		2016	17	37	27	17	20	19	32	30	36	19	18	254	▲	284

January 2016 -- October 2017 Filings

Dashboard

Court: Patrick Circuit

Start/End Date: Jan-16 / Oct-17

2016 Average Month: 161

Jan-Oct 2016: 1,605

Filings Trending: ▲

Circuit/Court ID: 21

221141

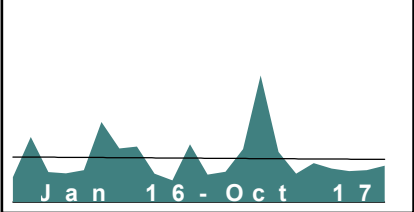
Type of Case: Filings

2017 Average Month:176

Jan-Oct 2017 : 1,755

Overall AVG. Month: 168

Monthly Filings Summary



Jan --- Oct Filings

1,755

2017

1,605

2016

Filings by Division																
		Jan	Feb	Mar	Apr	May	Jun	Jul	Aug	Sep	Oct	Nov	Dec	Thru Oct	% Change	Total
Total	2017	116	202	483	191	108	148	128	118	122	139	-	-	1,755	9.3%▲	1,755
	2016	95	249	115	110	122	306	205	212	108	83	221	105	1,605	▲	1,931
Civil	2017	14	15	19	11	7	8	4	9	21	11	-	-	119	-9.8%▼	119
	2016	13	19	13	13	15	9	12	11	10	17	14	11	132	▼	157
Criminal	2017	48	131	390	115	56	114	85	63	49	61	-	-	1,112	24.9%▲	1,112
	2016	46	102	50	63	55	244	117	136	56	21	153	50	890	▲	1,093
Miscellaneous	2017	53	56	74	65	45	26	39	46	52	66	-	-	522	-10.0%▼	522
	2016	36	128	52	34	52	53	74	65	42	44	54	44	580	▼	678
Other	2017	1	-	-	-	-	-	-	-	-	1	-	-	2	-33.3%▼	2
	2016	-	-	-	-	-	-	2	-	-	1	-	-	3	▼	3

Filings by Division & Case Category																
		Jan	Feb	Mar	Apr	May	Jun	Jul	Aug	Sep	Oct	Nov	Dec	Thru Oct	% Change	Total
Civil	Contested Divorce	2017	3	3	2	-	2	1	4	2	1	-	-	19	-13.6%▼	19
		2016	3	4	2	-	2	1	4	1	4	3	-	22	▼	25
	Domestic and Family - Level 1	2017	-	1	2	-	-	1	-	-	1	-	-	5	-37.5%▼	5
		2016	-	3	-	-	1	2	1	-	-	-	-	8	▼	8
	Domestic and Family - Level 2	2017	1	-	-	3	1	1	-	2	1	-	-	9	200.0%▲	9
		2016	-	-	1	1	-	1	-	-	-	-	1	3	▲	4
	General Civil - Level 2	2017	2	2	5	1	1	-	1	4	2	-	-	20	122.2%▲	20
		2016	1	1	-	1	1	2	-	-	2	4	1	9	▲	14
	General Civil - Level 3	2017	1	4	2	2	-	2	-	4	3	-	-	18	-28.0%▼	18
		2016	1	6	2	2	4	1	1	4	3	5	2	25	▼	32
Criminal	Probates/Wills & Trusts - Level 2	2017	2	-	-	-	1	-	-	2	1	-	-	6	-50.0%▼	6
		2016	-	-	1	1	-	3	1	3	2	1	-	12	▼	13
	Uncontested Divorce	2017	5	5	8	5	3	3	4	7	2	-	-	42	-20.8%▼	42
		2016	8	5	7	8	6	3	4	2	6	1	7	53	▼	61
	Capital Murder	2017	-	-	-	-	-	-	-	-	-	-	-	0	-100.0%▼	0
		2016	-	-	-	-	-	-	1	-	-	-	-	1	▼	1
	Felonies and Related Matters	2017	25	57	371	53	40	99	41	40	24	-	-	798	15.3%▲	798
		2016	35	66	28	33	43	229	86	52	12	88	41	692	▲	821
	Misdemeanor	2017	16	50	19	42	10	15	15	9	15	-	-	207	40.8%▲	207
		2016	9	25	22	13	11	15	8	31	4	35	9	147	▲	191
Other	Other Criminally Related Matters	2017	7	24	-	20	6	-	6	-	22	-	-	107	114.0%▲	107
		2016	2	11	-	17	1	-	18	-	-	30	-	50	▲	80
Miscellaneous		2017	53	56	74	65	45	26	39	46	52	-	-	522	-10.0%▼	522
		2016	36	128	52	34	52	53	74	65	42	54	44	580	▼	678
Other		2017	1	-	-	-	-	-	-	-	1	-	-	2	-33.3%▼	2
		2016	-	-	-	-	-	2	-	-	1	-	-	3	▼	3

January 2016 -- October 2017 Filings

Dashboard

Court: Martinsville Circuit

Circuit/Court ID: 21

Start/End Date: Jan-16 / Oct-17

221690

2016 Average Month: 124

Type of Case: Filings

Jan-Oct 2016: 1,257


2017 Average Month: 132

Filings Trending: ▲

Jan-Oct 2017 : 1,319

Overall AVG. Month: 128

Monthly Filings Summary



Jan --- Oct Filings

1,319

1,257

2017

2016

Filings by Division																
		Jan	Feb	Mar	Apr	May	Jun	Jul	Aug	Sep	Oct	Nov	Dec	Thru Oct	% Change	Total
Total	2017	124	154	124	115	175	84	197	108	117	121	-	-	1,319	4.9%▲	1,319
	2016	75	279	109	78	155	75	153	116	98	119	141	95	1,257	▲	1,493
Civil	2017	7	4	10	15	10	8	9	8	5	8	-	-	84	-15.2%▼	84
	2016	13	11	9	8	11	6	11	8	14	8	7	21	99	▼	127
Criminal	2017	45	109	60	70	123	37	158	61	74	75	-	-	812	-10.7%▼	812
	2016	36	242	70	45	123	50	120	78	65	80	107	49	909	▼	1,065
Miscellaneous	2017	13	18	23	17	15	18	15	11	20	14	-	-	164	16.3%▲	164
	2016	15	10	25	10	15	11	12	18	13	12	17	15	141	▲	173
Other	2017	59	23	31	13	27	21	15	28	18	24	-	-	259	139.8%▲	259
	2016	11	16	5	15	6	8	10	12	6	19	10	10	108	▲	128

Filings by Division & Case Category																
		Jan	Feb	Mar	Apr	May	Jun	Jul	Aug	Sep	Oct	Nov	Dec	Thru Oct	% Change	Total
Civil	Administrative Law	2017	-	-	-	-	-	-	-	1	-	-	-	1	0.0%↔	1
		2016	-	-	-	-	-	-	-	1	-	-	-	1	↔	1
	Contested Divorce	2017	-	-	2	-	2	1	2	-	2	-	-	9	-40.0%▼	9
		2016	2	2	4	-	2	1	2	-	2	1	1	15	▼	17
	Domestic and Family - Level 1	2017	-	-	1	8	2	-	1	1	-	-	-	13	85.7%▲	13
		2016	-	-	-	-	3	-	4	-	-	-	12	7	▲	19
	Domestic and Family - Level 2	2017	-	-	-	-	2	-	3	-	-	-	-	5	-28.6%▼	5
		2016	5	1	-	-	-	1	-	-	-	1	1	7	▼	9
	General Civil - Level 1	2017	-	-	-	1	-	-	1	-	1	-	-	4	33.3%▲	4
		2016	-	-	-	-	-	-	1	-	2	-	-	3	▲	3
	General Civil - Level 2	2017	4	1	1	4	1	2	3	-	2	-	-	20	5.3%▲	20
		2016	1	2	-	2	1	1	5	3	2	2	2	19	▲	23
Criminal	General Civil - Level 3	2017	1	1	-	-	1	2	3	1	-	-	-	10	-16.7%▼	10
		2016	1	2	1	2	1	1	-	1	3	1	2	12	▼	15
	Probates/Wills & Trusts - Level 2	2017	-	-	1	-	-	1	-	-	2	-	-	4	-42.9%▼	4
		2016	1	2	1	-	1	1	-	1	-	-	2	7	▼	9
	Uncontested Divorce	2017	2	2	5	2	2	3	1	-	1	-	-	18	-35.7%▼	18
		2016	3	2	3	4	3	3	-	7	1	2	1	28	▼	31
	Felonies and Related Matters	2017	22	87	41	51	94	26	132	36	46	52	-	587	-17.4%▼	587
		2016	26	207	49	34	105	42	103	47	46	52	81	711	▼	832
	Misdemeanor	2017	22	19	16	14	23	10	22	19	20	18	-	183	4.6%▲	183
		2016	9	29	16	9	18	7	16	31	17	23	21	175	▲	205
	Other Criminally Related Matters	2017	1	3	3	5	6	1	4	6	8	5	-	42	82.6%▲	42
		2016	1	6	5	2	-	1	1	-	2	5	5	23	▲	28
Miscellaneous		2017	13	18	23	17	15	18	15	11	20	14	-	164	16.3%▲	164
		2016	15	10	25	10	15	11	12	18	13	12	17	141	▲	173
Other		2017	59	23	31	13	27	21	15	28	18	24	-	259	139.8%▲	259
		2016	11	16	5	15	6	8	10	12	6	19	10	108	▲	128

January 2016 -- October 2017 Filings

Dashboard

Court: Franklin County Circuit

Circuit/Court ID: 22

Start/End Date: Jan-16 / Oct-17

222067

2016 Average Month: 322

Type of Case: Filings

Jan-Oct 2016: 3,228

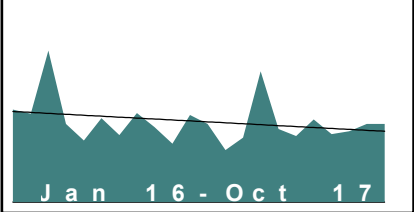
2017 Average Month:292

Filings Trending: ▼

Jan-Oct 2017 : 2,919

Overall AVG. Month: 308

Monthly Filings Summary



Jan --- Oct Filings

2,919

3,228

2017

2016

Filings by Division																
		Jan	Feb	Mar	Apr	May	Jun	Jul	Aug	Sep	Oct	Nov	Dec	Thru Oct	% Change	Total
Total	2017	199	246	499	279	252	316	259	271	299	299	-	-	2,919	-9.6%	2,919
	2016	353	338	578	299	235	320	256	340	286	223	333	299	3,228	▼	3,860
Civil	2017	44	45	43	34	51	46	58	48	39	51	-	-	459	6.0%	459
	2016	33	40	40	66	40	41	38	49	46	40	38	33	433	▲	504
Criminal	2017	72	114	318	170	104	181	111	121	148	135	-	-	1,474	-4.0%	1,474
	2016	138	126	394	151	114	175	102	153	113	70	191	177	1,536	▼	1,904
Miscellaneous	2017	83	86	136	75	96	87	89	100	111	112	-	-	975	-22.1%	975
	2016	181	172	144	81	81	104	116	135	127	111	103	89	1,252	▼	1,444
Other	2017	-	1	2	-	1	2	1	2	1	1	-	-	11	57.1%	11
	2016	1	-	-	1	-	-	-	3	-	2	1	-	7	▲	8

Filings by Division & Case Category																
		Jan	Feb	Mar	Apr	May	Jun	Jul	Aug	Sep	Oct	Nov	Dec	Thru Oct	% Change	Total
Civil	Administrative Law	2017	2	1	-	-	-	-	-	-	-	-	-	3	200.0%	3
		2016	-	-	-	-	-	-	1	-	-	-	-	1	▲	1
	Contested Divorce	2017	6	5	3	4	7	5	4	10	4	-	-	57	-5.0%	57
		2016	7	6	14	4	4	5	7	5	4	2	3	60	▼	65
	Domestic and Family - Level 1	2017	17	1	8	3	4	10	9	4	7	-	-	73	-9.9%	73
		2016	2	5	4	22	5	7	11	7	10	11	4	81	▼	96
	Domestic and Family - Level 2	2017	1	1	-	1	-	1	6	3	4	-	-	20	-23.1%	20
		2016	3	5	2	4	-	2	1	8	-	1	1	26	▼	28
	General Civil - Level 1	2017	-	-	-	1	-	2	2	-	-	-	-	7	600.0%	7
		2016	-	-	1	-	-	-	-	-	-	-	-	1	▲	1
	General Civil - Level 2	2017	6	13	6	10	11	9	16	9	7	-	-	93	24.0%	93
		2016	5	3	7	11	10	10	8	2	10	8	10	75	▲	93
	General Civil - Level 3	2017	4	9	2	1	11	5	1	10	4	-	-	58	23.4%	58
		2016	1	3	2	6	7	3	7	7	8	6	6	47	▲	59
Criminal	Probates/Wills & Trusts - Level 1	2017	-	-	-	-	-	1	-	-	-	-	-	1	-50.0%	1
		2016	-	-	-	-	-	-	1	1	-	-	-	2	▼	2
	Probates/Wills & Trusts - Level 2	2017	1	2	3	1	2	-	4	-	4	-	-	19	72.7%	19
		2016	4	1	-	2	-	-	2	2	-	3	-	11	▲	14
	Protective Orders	2017	-	-	-	-	-	-	-	-	-	-	-	0	-100.0%	0
		2016	-	-	-	-	-	1	1	-	-	-	-	2	▼	2
	Uncontested Divorce	2017	7	13	21	13	16	14	15	10	9	-	-	128	0.8%	128
		2016	11	17	10	17	14	15	9	13	11	7	9	127	▲	143
	Capital Murder	2017	-	-	-	-	-	-	-	-	-	-	-	0	0	0
		2016	-	-	-	-	-	-	-	-	-	1	-	0	↔	1
Criminal	Felonies and Related Matters	2017	32	79	268	133	66	116	75	91	103	-	-	1,035	6.3%	1,035
		2016	80	78	295	71	65	125	64	95	66	145	139	974	▲	1,258
	Misdemeanor	2017	40	34	42	35	33	58	29	27	37	-	-	389	-23.0%	389
		2016	53	44	97	73	44	42	30	49	40	38	37	505	▼	580
	Other Criminally Related Matters	2017	-	1	8	2	5	7	7	3	8	-	-	50	-12.3%	50
Criminal		2016	5	4	2	7	5	8	8	9	7	7	1	57	▼	65
	Miscellaneous	2017	83	86	136	75	96	87	89	100	111	-	-	975	-22.1%	975
Criminal		2016	181	172	144	81	81	104	116	135	127	103	89	1,252	▼	1,444
	Other	2017	-	1	2	-	1	2	1	2	1	-	-	11	57.1%	11
Criminal		2016	1	-	-	1	-	-	3	-	2	1	-	7	▲	8

January 2016 -- October 2017 Filings

Dashboard

Court: Pittsylvania Circuit

Circuit/Court ID: 22

Start/End Date: Jan-16 / Oct-17

222143

2016 Average Month: 376

Type of Case: Filings

Jan-Oct 2016: 3,848

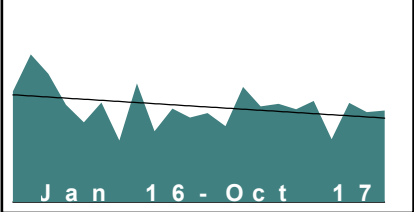
2017 Average Month:352

Filings Trending: ▼

Jan-Oct 2017 : 3,524

Overall AVG. Month: 365

Monthly Filings Summary



Jan --- Oct Filings

3,524

3,848

2017

2016

Filings by Division																
		Jan	Feb	Mar	Apr	May	Jun	Jul	Aug	Sep	Oct	Nov	Dec	Thru Oct	% Change	Total
Total	2017	290	440	365	375	355	386	240	379	344	350	-	-	3,524	-8.4%	3,524
	2016	423	564	490	371	305	380	235	453	270	357	323	340	3,848	▼	4,511
Civil	2017	46	72	53	40	38	30	44	43	76	34	-	-	476	8.7%	476
	2016	23	64	65	29	46	26	52	55	38	40	37	37	438	▲	512
Criminal	2017	65	108	77	158	145	185	63	147	97	126	-	-	1,171	-7.9%	1,171
	2016	81	136	154	161	90	210	37	186	88	128	99	135	1,271	▼	1,505
Miscellaneous	2017	158	233	208	137	141	143	105	156	148	160	-	-	1,589	-13.6%	1,589
	2016	269	321	244	156	141	118	127	182	122	160	171	150	1,840	▼	2,161
Other	2017	21	27	27	40	31	28	28	33	23	30	-	-	288	-3.7%	288
	2016	50	43	27	25	28	26	19	30	22	29	16	18	299	▼	333

Filings by Division & Case Category																	
			Jan	Feb	Mar	Apr	May	Jun	Jul	Aug	Sep	Oct	Nov	Dec	Thru Oct	% Change	Total
Civil	Administrative Law	2017	-	-	-	-	1	1	-	-	-	-	-	-	2	0.0%	2
		2016	-	-	-	-	1	-	1	-	-	-	-	-	2	↔	2
	Contested Divorce	2017	9	5	14	7	10	3	9	8	8	4	-	-	77	18.5%	77
		2016	4	5	12	9	4	4	6	9	7	5	4	9	65	▲	78
	Domestic and Family - Level 1	2017	14	38	8	4	3	-	9	8	38	2	-	-	124	3.3%	124
		2016	6	35	24	6	18	2	13	10	3	3	5	3	120	▲	128
	Domestic and Family - Level 2	2017	1	2	2	1	1	-	1	-	3	1	-	-	12	-42.9%	12
		2016	2	2	1	1	-	1	4	5	2	3	1	1	21	▼	23
	General Civil - Level 1	2017	-	-	-	-	1	-	-	1	1	-	-	-	3	0.0%	3
		2016	-	1	-	1	-	-	1	-	-	-	-	1	3	↔	4
	General Civil - Level 2	2017	5	9	7	5	4	2	1	4	4	6	-	-	47	-6.0%	47
		2016	-	4	8	4	8	5	2	6	7	6	3	5	50	▼	58
	General Civil - Level 3	2017	4	3	2	2	3	8	6	5	8	1	-	-	42	40.0%	42
		2016	4	3	3	5	2	4	2	2	2	3	9	3	30	▲	42
Probates/Wills & Trusts - Level 1	2017	-	-	-	-	-	-	-	-	-	-	-	-	0	-100.0%	0	
	2016	-	-	-	-	-	-	-	-	-	1	-	-	1	▼	1	
Probates/Wills & Trusts - Level 2	2017	2	-	1	-	2	1	1	3	-	2	-	-	12	-14.3%	12	
	2016	-	2	1	1	2	2	3	-	-	3	3	-	14	▼	17	
Uncontested Divorce	2017	11	15	19	21	13	15	17	14	14	18	-	-	157	18.9%	157	
	2016	7	12	16	2	11	8	20	23	16	17	12	15	132	▲	159	
Criminal	Capital Murder	2017	-	-	-	-	-	-	-	-	-	-	-	-	0	-100.0%	0
		2016	-	-	-	-	1	1	-	-	-	-	-	-	2	▼	2
	Felonies and Related Matters	2017	47	82	63	131	114	149	28	114	67	82	-	-	877	-8.0%	877
		2016	44	100	118	131	55	184	25	151	51	94	68	110	953	▼	1,131
	Misdemeanor	2017	15	24	10	25	27	35	29	26	30	39	-	-	260	-0.4%	260
		2016	30	29	27	28	29	23	9	27	33	26	26	24	261	▼	311
Other Criminally Related Matters	2017	3	2	4	2	4	1	6	7	-	5	-	-	34	-38.2%	34	
	2016	7	7	9	2	5	2	3	8	4	8	5	1	55	▼	61	
Other	Miscellaneous	2017	158	233	208	137	141	143	105	156	148	160	-	-	1,589	-13.6%	1,589
		2016	269	321	244	156	141	118	127	182	122	160	171	150	1,840	▼	2,161
Other	Other	2017	21	27	27	40	31	28	28	33	23	30	-	-	288	-3.7%	288
		2016	50	43	27	25	28	26	19	30	22	29	16	18	299	▼	333

January 2016 -- October 2017 Filings

Dashboard

Court: Danville Circuit

Circuit/Court ID: 22

Start/End Date: Jan-16 / Oct-17

222590

2016 Average Month: 368

Type of Case: Filings

Jan-Oct 2016: 3,820

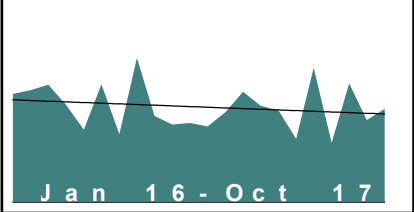
2017 Average Month: 358

Jan-Oct 2017 : 3,584

Filings Trending: ▼

Overall AVG. Month: 363

Monthly Filings Summary



Jan --- Oct Filings

3,584

3,820

2017

2016

Filings by Division																
		Jan	Feb	Mar	Apr	May	Jun	Jul	Aug	Sep	Oct	Nov	Dec	Thru Oct	% Change	Total
Total	2017	343	422	368	349	241	513	226	453	313	356	-	-	3,584	-6.2%	3,584
	2016	413	427	448	371	277	449	259	551	329	296	302	289	3,820	▼	4,411
Civil	2017	25	42	41	43	29	44	30	28	34	19	-	-	335	-18.9%	335
	2016	37	40	54	38	34	44	40	53	46	27	30	25	413	▼	468
Criminal	2017	252	296	219	251	143	405	146	355	225	270	-	-	2,562	-3.8%	2,562
	2016	303	295	234	269	170	352	174	422	216	229	231	204	2,664	▼	3,099
Miscellaneous	2017	66	84	108	55	68	63	50	70	53	66	-	-	683	-7.3%	683
	2016	73	92	160	64	72	53	44	73	66	40	41	59	737	▼	837
Other	2017	-	-	-	-	1	1	-	-	1	1	-	-	4	-33.3%	4
	2016	-	-	-	-	1	-	1	3	1	-	-	1	6	▼	7

Filings by Division & Case Category																
		Jan	Feb	Mar	Apr	May	Jun	Jul	Aug	Sep	Oct	Nov	Dec	Thru Oct	% Change	Total
Civil	Administrative Law	2017	2	3	8	4	-	2	-	-	-	-	-	19	-48.6%	19
		2016	5	8	3	3	-	2	5	5	1	3	6	37	▼	46
	Contested Divorce	2017	1	6	4	5	2	2	1	3	2	-	-	30	-14.3%	30
		2016	-	4	4	4	-	8	1	6	3	5	1	35	▼	41
	Domestic and Family - Level 1	2017	5	15	10	9	7	18	1	5	2	-	-	77	-2.5%	77
		2016	13	10	17	3	5	7	5	7	8	9	1	79	▼	89
	Domestic and Family - Level 2	2017	1	3	-	5	-	1	-	3	1	-	-	15	-66.7%	15
		2016	5	4	3	4	-	3	4	14	6	-	1	45	▼	46
	General Civil - Level 1	2017	1	-	1	-	1	-	-	1	-	-	-	5	-44.4%	5
		2016	1	-	-	1	2	-	1	1	1	1	-	9	▼	10
	General Civil - Level 2	2017	2	5	6	8	4	8	6	3	4	-	-	55	-1.8%	55
		2016	6	1	6	9	6	4	9	7	4	1	5	56	▼	62
	General Civil - Level 3	2017	7	8	3	6	9	9	8	12	5	-	-	75	5.6%	75
		2016	1	6	12	4	10	12	7	5	8	4	6	71	▲	81
Criminal	Probates/Wills & Trusts - Level 1	2017	-	-	-	-	-	-	-	-	-	-	-	0	-100.0%	0
		2016	-	-	-	2	-	-	-	-	2	-	-	4	▼	4
	Probates/Wills & Trusts - Level 2	2017	1	-	-	1	1	1	4	4	5	-	-	17	183.3%	17
		2016	-	-	-	1	-	2	-	1	2	-	-	6	▲	6
	Protective Orders	2017	-	-	-	-	-	-	-	-	-	-	-	0	-100.0%	0
		2016	2	1	-	-	-	-	-	-	-	-	-	3	▼	3
	Uncontested Divorce	2017	5	2	9	5	5	3	2	4	5	2	-	42	-38.2%	42
		2016	4	6	9	7	11	6	7	10	6	2	7	68	▼	80
	Capital Murder	2017	-	-	-	-	-	-	-	-	3	-	-	3	3	3
		2016	-	-	-	-	-	-	-	-	-	1	-	0	↔	1
Criminal	Felonies and Related Matters	2017	186	185	146	137	96	297	108	213	145	-	-	1,680	-3.7%	1,680
		2016	249	160	170	161	112	223	132	277	131	156	101	1,745	▼	2,002
	Misdemeanor	2017	58	96	64	107	40	101	29	132	53	-	-	795	-4.6%	795
		2016	50	126	58	102	48	117	36	134	67	60	94	833	▼	987
	Other Criminally Related Matters	2017	8	15	9	7	7	7	9	10	5	7	-	84	-2.3%	84
Criminal		2016	4	9	6	6	10	12	6	11	18	4	14	86	▼	109
	Miscellaneous	2017	66	84	108	55	68	63	50	70	53	66	-	683	-7.3%	683
Criminal		2016	73	92	160	64	72	53	44	73	66	40	41	737	▼	837
	Other	2017	-	-	-	-	1	1	-	-	1	1	-	4	-33.3%	4
Criminal		2016	-	-	-	-	1	-	1	3	1	-	1	6	▼	7

January 2016 -- October 2017 Filings

Dashboard

Court: Roanoke County Circuit

Circuit/Court ID: 23

Start/End Date: Jan-16 / Oct-17

223161

2016 Average Month: 421

Type of Case: Filings

Jan-Oct 2016: 4,269

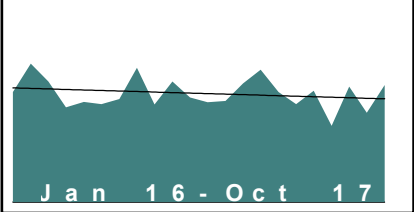
2017 Average Month:408

Filings Trending: ▼

Jan-Oct 2017 : 4,084

Overall AVG. Month: 415

Monthly Filings Summary



Jan --- Oct Filings

4,084

4,269

2017

2016

Filings by Division																
		Jan	Feb	Mar	Apr	May	Jun	Jul	Aug	Sep	Oct	Nov	Dec	Thru Oct	% Change	Total
Total	2017	386	453	506	420	374	425	291	441	341	447	-	-	4,084	-4.3%	4,084
	2016	420	529	461	362	383	374	393	513	373	461	400	381	4,269	▼	5,050
Civil	2017	53	56	89	62	66	76	46	74	53	54	-	-	629	1.0%	629
	2016	46	79	68	63	57	69	58	66	56	61	59	54	623	▲	736
Criminal	2017	131	173	159	173	136	175	86	162	98	192	-	-	1,485	-11.6%	1,485
	2016	111	215	172	140	192	129	149	218	139	214	146	193	1,679	▼	2,018
Miscellaneous	2017	164	196	216	156	121	142	141	177	157	179	-	-	1,649	-15.7%	1,649
	2016	263	232	221	158	131	174	185	228	178	185	194	131	1,955	▼	2,280
Other	2017	38	28	42	29	51	32	18	28	33	22	-	-	321	2,575.0%	321
	2016	-	3	-	1	3	2	1	1	-	1	1	3	12	▲	16

Filings by Division & Case Category																	
			Jan	Feb	Mar	Apr	May	Jun	Jul	Aug	Sep	Oct	Nov	Dec	Thru Oct	% Change	Total
Civil	Administrative Law	2017	2	1	1	-	1	-	-	-	-	-	-	-	5	-50.0%	5
		2016	2	-	-	2	-	-	2	-	1	3	1	3	10	▼	14
	Contested Divorce	2017	10	6	18	9	9	10	4	16	5	11	-	-	98	-7.5%	98
		2016	7	9	14	15	13	15	9	8	9	7	7	6	106	▼	119
	Domestic and Family - Level 1	2017	8	12	11	14	15	8	5	6	6	6	-	-	91	11.0%	91
		2016	8	16	8	3	9	5	5	19	3	6	7	15	82	▲	104
	Domestic and Family - Level 2	2017	1	-	4	5	2	3	3	3	2	5	-	-	28	7.7%	28
		2016	-	2	5	1	4	4	2	2	3	3	5	2	26	▲	33
	General Civil - Level 1	2017	1	-	-	2	-	-	1	-	-	1	-	-	5	150.0%	5
		2016	-	-	-	-	1	-	-	-	1	-	-	-	2	▲	2
	General Civil - Level 2	2017	8	7	12	4	10	13	7	14	11	9	-	-	95	-1.0%	95
		2016	9	6	9	11	14	9	12	7	4	15	8	6	96	▼	110
	General Civil - Level 3	2017	1	4	13	15	9	9	7	4	6	3	-	-	71	22.4%	71
		2016	2	18	6	4	2	6	6	2	7	5	6	8	58	▲	72
Probates/Wills & Trusts - Level 1	2017	-	-	-	-	-	-	1	1	1	-	-	-	3	0.0%	3	
	2016	1	1	-	-	-	-	-	1	-	-	-	-	3	↔	3	
Probates/Wills & Trusts - Level 2	2017	8	3	5	2	3	7	-	3	3	4	-	-	38	-5.0%	38	
	2016	4	1	3	6	1	4	-	11	6	4	6	1	40	▼	47	
Uncontested Divorce	2017	14	23	25	11	17	26	18	27	19	15	-	-	195	-2.5%	195	
	2016	13	26	23	21	13	26	22	16	22	18	19	13	200	▼	232	
Criminal	Capital Murder	2017	-	-	-	-	-	-	-	-	-	-	-	-	0	0	0
		2016	-	-	-	-	-	-	-	-	-	-	-	1	0	↔	1
	Felonies and Related Matters	2017	95	143	108	134	95	146	68	123	71	150	-	-	1,133	-8.0%	1,133
		2016	83	149	117	93	136	103	105	175	102	168	109	149	1,231	▼	1,489
	Misdemeanor	2017	25	24	43	29	32	23	14	31	19	33	-	-	273	-23.5%	273
		2016	21	54	46	34	48	23	37	33	25	36	26	33	357	▼	416
Other Criminally Related Matters	2017	11	6	8	10	9	6	4	8	8	9	-	-	79	-13.2%	79	
	2016	7	12	9	13	8	3	7	10	12	10	11	10	91	▼	112	
Miscellaneous		2017	164	196	216	156	121	142	141	177	157	179	-	-	1,649	-15.7%	1,649
		2016	263	232	221	158	131	174	185	228	178	185	194	131	1,955	▼	2,280
Other		2017	38	28	42	29	51	32	18	28	33	22	-	-	321	2,575.0%	321
		2016	-	3	-	1	3	2	1	1	-	1	1	3	12	▲	16

January 2016 -- October 2017 Filings

Dashboard

Court: Roanoke Circuit

Start/End Date: Jan-16 / Oct-17

2016 Average Month: 453

Jan-Oct 2016: 4,567

Filings Trending: ▲

Circuit/Court ID: 23

223770

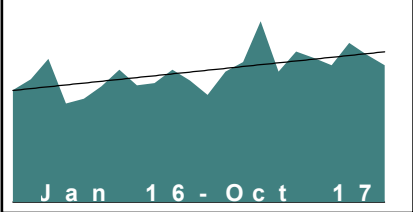
Type of Case: Filings

2017 Average Month:556

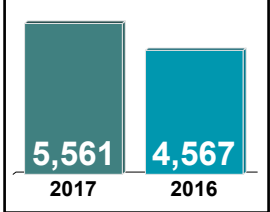
Jan-Oct 2017 : 5,561

Overall AVG. Month: 500

Monthly Filings Summary



Jan --- Oct Filings



Filings by Division																
		Jan	Feb	Mar	Apr	May	Jun	Jul	Aug	Sep	Oct	Nov	Dec	Thru Oct	% Change	Total
Total	2017	498	535	690	498	575	550	522	608	563	522	-	-	5,561	21.8%	5,561
	2016	428	469	547	376	395	442	505	446	454	505	464	409	4,567	▲	5,440
Civil	2017	123	145	176	107	113	132	128	136	145	119	-	-	1,324	22.5%	1,324
	2016	94	91	108	100	107	121	143	117	105	95	108	107	1,081	▲	1,296
Criminal	2017	256	249	271	219	250	201	217	243	232	187	-	-	2,325	7.2%	2,325
	2016	174	226	259	161	182	227	226	194	232	287	203	186	2,168	▲	2,557
Miscellaneous	2017	117	131	157	121	138	134	114	159	134	143	-	-	1,348	4.4%	1,348
	2016	160	150	178	114	104	91	131	134	115	114	146	112	1,291	▲	1,549
Other	2017	2	10	86	51	74	83	63	70	52	73	-	-	564	1,988.9%	564
	2016	-	2	2	1	2	3	5	1	2	9	7	4	27	▲	38

Filings by Division & Case Category																
		Jan	Feb	Mar	Apr	May	Jun	Jul	Aug	Sep	Oct	Nov	Dec	Thru Oct	% Change	Total
Civil	Administrative Law	2017	-	1	2	-	-	1	1	-	-	-	-	5	-16.7%	5
		2016	2	-	1	1	-	1	-	-	1	-	-	6	▼	6
	Contested Divorce	2017	10	13	15	10	15	11	13	18	11	-	-	134	7.2%	134
		2016	9	9	10	14	19	12	17	10	12	12	6	125	▲	143
	Domestic and Family - Level 1	2017	31	34	63	27	20	30	28	32	30	-	-	330	54.9%	330
		2016	7	10	8	20	15	36	53	24	25	33	52	213	▲	298
	Domestic and Family - Level 2	2017	2	9	9	4	6	8	4	5	12	-	-	64	88.2%	64
		2016	3	3	7	2	1	6	4	1	4	7	-	34	▲	41
	General Civil - Level 1	2017	10	11	8	4	8	9	11	2	9	-	-	76	33.3%	76
		2016	12	6	9	1	6	7	6	3	4	6	7	57	▲	70
	General Civil - Level 2	2017	30	31	27	26	27	21	17	45	15	-	-	266	22.0%	266
		2016	22	17	32	13	25	21	24	16	19	15	19	218	▲	252
	General Civil - Level 3	2017	6	5	22	3	4	6	22	20	13	-	-	112	0.0%	112
		2016	7	10	13	8	9	17	11	22	10	9	2	112	↔	123
Criminal	Probates/Wills & Trusts - Level 1	2017	-	-	1	-	1	1	-	-	-	-	-	3	50.0%	3
		2016	-	-	-	1	-	-	-	1	-	-	-	2	▲	2
	Probates/Wills & Trusts - Level 2	2017	12	6	5	7	4	6	4	5	6	-	-	61	52.5%	61
		2016	1	8	2	3	5	4	3	3	7	4	2	40	▲	44
	Uncontested Divorce	2017	22	35	24	26	28	33	24	37	14	-	-	273	-0.4%	273
		2016	31	28	26	37	27	17	25	37	25	24	19	274	▼	317
Criminal	Felonies and Related Matters	2017	209	208	214	172	201	171	157	205	178	-	-	1,858	7.6%	1,858
		2016	135	182	223	117	151	179	179	150	173	148	151	1,727	▲	2,026
	Misdemeanor	2017	29	25	38	30	36	19	37	26	32	-	-	294	2.1%	294
		2016	22	29	28	18	22	29	28	35	44	35	22	288	▲	345
Criminal	Other Criminally Related Matters	2017	18	16	19	17	13	11	23	12	22	-	-	173	13.1%	173
		2016	17	15	8	26	9	19	19	9	15	20	13	153	▲	186
Miscellaneous		2017	117	131	157	121	138	134	114	159	134	-	-	1,348	4.4%	1,348
		2016	160	150	178	114	104	91	131	134	115	146	112	1,291	▲	1,549
Other		2017	2	10	86	51	74	83	63	70	52	-	-	564	1,988.9%	564
		2016	-	2	2	1	2	3	5	1	2	7	4	27	▲	38

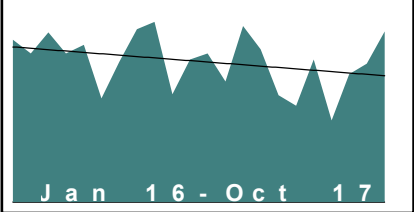
January 2016 -- October 2017 Filings

Dashboard

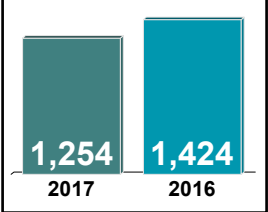
Court: Salem Circuit
Start/End Date: Jan-16 / Oct-17
2016 Average Month: 142
Jan-Oct 2016: 1,424
Filings Trending: ▼

Circuit/Court ID: 23
223775
Type of Case: Filings
2017 Average Month: 125
Jan-Oct 2017 : 1,254
Overall AVG. Month: 134

Monthly Filings Summary



Jan --- Oct Filings



Filings by Division																
		Jan	Feb	Mar	Apr	May	Jun	Jul	Aug	Sep	Oct	Nov	Dec	Thru Oct	% Change	Total
Total	2017	115	168	146	102	92	136	78	122	132	163	-	-	1,254	-11.9%	1,254
	2016	155	142	162	142	150	99	134	165	172	103	136	142	1,424	▼	1,702
Civil	2017	22	23	19	22	15	36	23	16	23	22	-	-	221	5.2%	221
	2016	17	19	31	24	17	19	17	18	33	15	14	31	210	▲	255
Criminal	2017	48	105	82	47	44	56	32	71	71	86	-	-	642	-17.5%	642
	2016	82	73	81	72	109	48	78	90	109	36	68	65	778	▼	911
Miscellaneous	2017	45	40	45	33	32	44	22	34	38	54	-	-	387	-11.2%	387
	2016	56	50	50	46	24	32	39	57	30	52	54	46	436	▼	536
Other	2017	-	-	-	-	1	-	1	1	-	1	-	-	4	4	4
	2016	-	-	-	-	-	-	-	-	-	-	-	-	0	↔	0

Filings by Division & Case Category																
		Jan	Feb	Mar	Apr	May	Jun	Jul	Aug	Sep	Oct	Nov	Dec	Thru Oct	% Change	Total
Civil	Administrative Law	2017	-	-	2	-	-	-	1	1	-	-	-	4	4	4
		2016	-	-	-	-	-	-	-	-	-	-	-	0	↔	0
	Contested Divorce	2017	-	8	2	7	2	9	3	3	5	5	-	44	-8.3%	44
		2016	6	4	6	8	4	3	7	7	1	2	8	48	▼	58
	Domestic and Family - Level 1	2017	-	-	-	-	-	-	-	-	-	-	-	0	-100.0%	0
		2016	1	-	-	-	-	-	-	-	-	-	-	1	▼	1
	Domestic and Family - Level 2	2017	3	-	1	1	1	3	3	-	1	2	-	15	66.7%	15
		2016	-	-	2	1	3	3	-	-	-	2	1	9	▲	12
	General Civil - Level 1	2017	-	2	-	-	-	1	2	-	-	1	-	6	100.0%	6
		2016	-	1	-	-	-	-	-	2	-	-	2	3	▲	5
	General Civil - Level 2	2017	8	5	2	6	5	16	5	5	7	4	-	63	1.6%	63
		2016	1	4	10	5	4	6	4	2	19	7	11	62	▲	73
Criminal	General Civil - Level 3	2017	5	4	4	1	-	2	2	2	3	2	-	25	56.3%	25
		2016	1	2	1	2	-	3	2	-	5	-	2	16	▲	23
	Probates/Wills & Trusts - Level 2	2017	-	-	1	1	3	1	-	-	-	3	-	9	-25.0%	9
		2016	2	2	3	1	1	-	1	1	1	1	1	12	▼	14
	Uncontested Divorce	2017	6	4	7	6	4	4	7	5	7	5	-	55	-6.8%	55
		2016	6	6	9	7	5	4	4	8	5	5	4	59	▼	69
	Felonies and Related Matters	2017	36	85	70	31	35	51	28	52	67	61	-	516	-19.9%	516
		2016	68	62	72	66	71	43	68	78	90	26	53	644	▼	752
	Misdemeanor	2017	8	19	8	13	5	4	2	15	4	21	-	99	-3.9%	99
		2016	10	8	6	5	34	3	6	8	17	6	11	103	▼	120
	Other Criminally Related Matters	2017	4	1	4	3	4	1	2	4	-	4	-	27	-12.9%	27
		2016	4	3	3	1	4	2	4	4	2	4	4	31	▼	39
Miscellaneous		2017	45	40	45	33	32	44	22	34	38	54	-	387	-11.2%	387
		2016	56	50	50	46	24	32	39	57	30	52	54	436	▼	536
Other		2017	-	-	-	-	1	-	1	1	-	1	-	4	4	4
		2016	-	-	-	-	-	-	-	-	-	-	-	0	↔	0

January 2016 -- October 2017 Filings

Dashboard

Court: Amherst Circuit

Start/End Date: Jan-16 / Oct-17

2016 Average Month: 177

Jan-Oct 2016: 1,699

Filings Trending: ▲

Circuit/Court ID: 24

224009

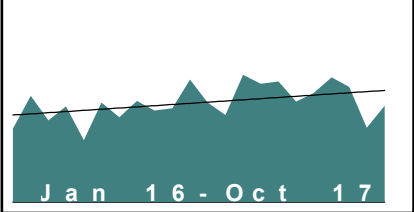
Type of Case: Filings

2017 Average Month:205

Jan-Oct 2017 : 2,049

Overall AVG. Month: 190

Monthly Filings Summary



Jan --- Oct Filings

2,049

1,699

2017

2016

Filings by Division																
		Jan	Feb	Mar	Apr	May	Jun	Jul	Aug	Sep	Oct	Nov	Dec	Thru Oct	% Change	Total
Total	2017	166	243	226	230	192	208	238	220	142	184	-	-	2,049	20.6%	2,049
	2016	140	203	156	183	118	190	162	193	175	179	234	190	1,699	▲	2,123
Civil	2017	28	28	26	12	27	19	15	24	23	30	-	-	232	20.2%	232
	2016	16	19	19	31	11	14	21	18	20	24	13	43	193	▲	249
Criminal	2017	54	107	85	155	83	99	147	104	57	77	-	-	968	56.1%	968
	2016	7	64	34	84	29	108	54	102	65	73	127	75	620	▲	822
Miscellaneous	2017	58	90	95	52	64	68	62	83	60	75	-	-	707	3.1%	707
	2016	88	106	86	48	54	47	68	54	70	65	79	58	686	▲	823
Other	2017	26	18	20	11	18	22	14	9	2	2	-	-	142	-29.0%	142
	2016	29	14	17	20	24	21	19	19	20	17	15	14	200	▼	229

Filings by Division & Case Category																
		Jan	Feb	Mar	Apr	May	Jun	Jul	Aug	Sep	Oct	Nov	Dec	Thru Oct	% Change	Total
Civil	Administrative Law	2017	1	1	-	-	-	1	-	-	1	-	-	4	33.3%	4
		2016	-	-	-	-	-	1	-	2	-	1	-	3	▲	4
	Contested Divorce	2017	5	-	3	-	2	1	1	-	3	-	-	15	-28.6%	15
		2016	1	4	2	3	1	4	3	2	1	2	3	21	▼	26
	Domestic and Family - Level 1	2017	8	11	8	-	5	2	6	5	9	-	-	56	1.8%	56
		2016	5	9	5	9	6	5	1	5	5	2	24	55	▲	81
	Domestic and Family - Level 2	2017	1	-	-	1	2	1	-	-	3	-	-	8	14.3%	8
		2016	-	-	3	1	1	-	-	1	1	-	1	7	▲	8
	General Civil - Level 1	2017	-	-	-	-	-	-	-	-	-	-	-	0	-100.0%	0
		2016	-	-	-	-	1	-	1	-	-	-	-	2	▼	2
	General Civil - Level 2	2017	5	2	3	2	8	7	3	8	4	-	-	44	29.4%	44
		2016	1	4	2	6	-	4	3	6	2	2	7	34	▲	43
	General Civil - Level 3	2017	3	5	3	3	4	2	3	2	5	-	-	32	52.4%	32
		2016	5	1	1	8	-	-	2	1	3	1	3	21	▲	25
Criminal	Probates/Wills & Trusts - Level 1	2017	-	-	-	-	2	-	-	-	-	-	-	2	2	2
		2016	-	-	-	-	-	-	-	-	-	-	-	0	↔	0
	Probates/Wills & Trusts - Level 2	2017	1	1	-	-	-	-	1	-	-	-	-	3	3	3
		2016	-	-	-	-	-	-	-	-	-	1	-	0	↔	1
	Uncontested Divorce	2017	4	8	9	6	4	6	7	11	5	8	-	68	36.0%	68
		2016	4	1	6	4	2	5	8	5	7	8	4	50	▲	59
	Felonies and Related Matters	2017	24	72	59	136	49	67	120	56	32	45	-	660	71.0%	660
		2016	1	46	19	51	14	67	41	59	35	53	97	386	▲	532
	Misdemeanor	2017	13	18	13	11	25	27	21	34	23	19	-	204	23.6%	204
		2016	4	15	9	29	5	35	12	25	14	17	20	165	▲	202
	Other Criminally Related Matters	2017	17	17	13	8	9	5	6	14	2	13	-	104	50.7%	104
		2016	2	3	6	4	10	6	1	18	16	3	10	69	▲	88
	Miscellaneous	2017	58	90	95	52	64	68	62	83	60	75	-	707	3.1%	707
		2016	88	106	86	48	54	47	68	54	70	65	79	686	▲	823
	Other	2017	26	18	20	11	18	22	14	9	2	2	-	142	-29.0%	142
		2016	29	14	17	20	24	21	19	19	20	17	15	200	▼	229


January 2016 -- October 2017 Filings

Dashboard

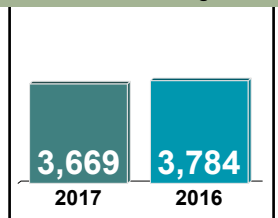
Court: Bedford Circuit
Start/End Date: Jan-16 / Oct-17
2016 Average Month: 374
Jan-Oct 2016: 3,784
Filings Trending: ▼

Circuit/Court ID: 24
 224019
Type of Case: Filings
2017 Average Month: 367
Jan-Oct 2017 : 3,669
Overall AVG. Month: 371

Monthly Filings Summary



Jan --- Oct Filings



Filings by Division

		Jan	Feb	Mar	Apr	May	Jun	Jul	Aug	Sep	Oct	Nov	Dec	Thru Oct	% Change	Total
Total	2017	326	420	418	370	348	322	354	405	328	378	-	-	3,669	-3.0%	3,669
	2016	461	499	412	342	290	354	336	324	395	371	342	356	3,784	▼	4,482
Civil	2017	52	63	79	65	54	63	37	49	50	52	-	-	564	-4.2%	564
	2016	43	69	66	87	48	60	59	48	55	54	49	48	589	▼	686
Criminal	2017	52	158	113	92	99	82	142	126	113	91	-	-	1,068	13.3%	1,068
	2016	69	133	89	72	77	106	76	78	118	125	83	120	943	▲	1,146
Miscellaneous	2017	220	199	224	212	190	175	174	227	164	232	-	-	2,017	-10.1%	2,017
	2016	349	296	256	182	165	188	197	197	221	192	208	187	2,243	▼	2,638
Other	2017	2	-	2	1	5	2	1	3	1	3	-	-	20	122.2%	20
	2016	-	1	1	1	-	-	4	1	1	-	2	1	9	▲	12

Filings by Division & Case Category

		Jan	Feb	Mar	Apr	May	Jun	Jul	Aug	Sep	Oct	Nov	Dec	Thru Oct	% Change	Total
Civil	Administrative Law	2017	-	-	1	-	2	1	1	-	-	-	-	6	50.0%	6
		2016	-	-	1	-	-	-	1	2	-	-	-	4	▲	4
	Contested Divorce	2017	5	1	10	4	14	1	9	3	5	-	-	57	-18.6%	57
		2016	8	6	11	9	6	5	6	7	7	8	6	70	▼	84
	Domestic and Family - Level 1	2017	2	21	19	21	4	14	9	-	3	8	-	101	8.6%	101
		2016	2	20	12	14	9	13	11	1	8	3	11	93	▲	107
	Domestic and Family - Level 2	2017	7	9	9	2	7	11	3	5	4	-	-	61	27.1%	61
		2016	2	6	5	1	3	5	4	12	6	4	2	48	▲	56
	General Civil - Level 1	2017	-	1	-	3	-	-	1	1	-	-	-	6	6	6
		2016	-	-	-	-	-	-	-	-	-	-	1	0	↔	1
	General Civil - Level 2	2017	10	7	13	11	6	9	12	13	10	-	-	93	-1.1%	93
		2016	6	12	11	12	3	10	6	11	12	9	6	94	▼	109
Criminal	General Civil - Level 3	2017	5	9	3	3	2	6	3	3	8	-	-	44	-25.4%	44
		2016	8	5	10	5	5	7	4	3	5	7	3	59	▼	69
	Probates/Wills & Trusts - Level 1	2017	-	-	-	-	-	1	-	2	-	-	-	3	-80.0%	3
		2016	-	-	-	12	-	-	2	-	1	-	1	15	▼	16
	Probates/Wills & Trusts - Level 2	2017	3	3	4	3	1	1	4	6	2	-	-	29	0.0%	29
		2016	3	5	3	6	4	3	4	1	-	1	-	29	↔	30
	Uncontested Divorce	2017	20	12	20	18	18	19	9	18	15	-	-	164	-7.3%	164
		2016	14	15	13	28	18	17	20	16	16	20	19	177	▼	210
	Capital Murder	2017	-	-	-	-	-	2	-	-	-	-	-	2	2	2
		2016	-	-	-	-	-	-	-	-	-	-	-	0	↔	0
	Felonies and Related Matters	2017	33	82	80	71	56	62	95	43	67	40	-	629	0.2%	629
		2016	39	96	65	53	47	69	39	60	79	81	61	628	▲	763
Miscellaneous	Misdemeanor	2017	14	26	22	18	23	10	28	10	20	30	-	201	0.5%	201
		2016	19	32	21	16	16	16	20	10	28	22	18	200	▲	235
Other	Other Criminally Related Matters	2017	5	50	11	3	20	8	19	73	26	21	-	236	105.2%	236
		2016	11	5	3	3	14	21	17	8	11	22	4	115	▲	148
Miscellaneous		2017	220	199	224	212	190	175	174	227	164	232	-	2,017	-10.1%	2,017
		2016	349	296	256	182	165	188	197	197	221	192	208	2,243	▼	2,638
Other		2017	2	-	2	1	5	2	1	3	1	3	-	20	122.2%	20
		2016	-	1	1	1	-	-	4	1	1	-	2	9	▲	12

January 2016 -- October 2017 Filings

Dashboard

Court: Campbell Circuit

Circuit/Court ID: 24

Start/End Date: Jan-16 / Oct-17

224031

2016 Average Month: 283

Type of Case: Filings

Jan-Oct 2016: 2,803


2017 Average Month: 281

Filings Trending: ↔

Jan-Oct 2017 : 2,814

Overall AVG. Month: 282

Monthly Filings Summary



Jan --- Oct Filings

2,814

2,803

2017

2016

Filings by Division																
		Jan	Feb	Mar	Apr	May	Jun	Jul	Aug	Sep	Oct	Nov	Dec	Thru Oct	% Change	Total
Total	2017	252	318	312	242	242	267	217	415	223	326	-	-	2,814	0.4%	2,814
	2016	312	276	362	219	288	262	294	275	262	253	336	257	2,803	▲	3,396
Civil	2017	46	42	61	42	46	45	46	56	36	65	-	-	485	10.2%	485
	2016	42	32	53	56	32	46	48	49	38	44	40	34	440	▲	514
Criminal	2017	63	152	79	85	86	95	61	198	53	111	-	-	983	9.0%	983
	2016	73	52	117	35	146	86	92	118	91	92	154	83	902	▲	1,139
Miscellaneous	2017	141	124	172	114	109	126	91	144	113	144	-	-	1,278	-11.3%	1,278
	2016	193	190	184	127	109	130	151	107	133	116	140	137	1,440	▼	1,717
Other	2017	2	-	-	1	1	1	19	17	21	6	-	-	68	223.8%	68
	2016	4	2	8	1	1	-	3	1	-	1	2	3	21	▲	26

Filings by Division & Case Category																	
			Jan	Feb	Mar	Apr	May	Jun	Jul	Aug	Sep	Oct	Nov	Dec	Thru Oct	% Change	Total
Civil	Administrative Law	2017	-	-	-	-	-	-	-	1	-	-	-	-	1	-66.7%	1
		2016	-	-	-	-	-	-	-	1	1	-	1	-	-	3	▼
	Contested Divorce	2017	5	6	3	4	7	5	5	5	8	5	-	-	53	8.2%	53
		2016	4	4	5	3	6	8	3	6	5	5	3	6	49	▲	58
	Domestic and Family - Level 1	2017	4	8	9	-	7	4	12	5	-	5	-	-	54	-20.6%	54
		2016	4	2	14	8	3	10	8	8	5	6	7	4	68	▼	79
	Domestic and Family - Level 2	2017	2	3	7	1	2	2	1	5	2	9	-	-	34	41.7%	34
		2016	1	-	3	1	3	5	2	1	4	4	2	2	24	▲	28
	General Civil - Level 1	2017	1	1	1	-	1	1	1	1	-	-	-	-	7	0.0%	7
		2016	-	-	2	-	1	1	3	-	-	-	-	-	7	↔	7
	General Civil - Level 2	2017	8	4	14	11	8	5	7	19	12	12	-	-	100	28.2%	100
		2016	5	9	3	11	7	7	9	12	10	5	11	9	78	▲	98
	General Civil - Level 3	2017	14	2	8	4	4	8	3	4	2	7	-	-	56	-9.7%	56
		2016	13	1	2	16	2	4	10	5	5	4	3	3	62	▼	68
Probates/Wills & Trusts - Level 1	2017	1	-	1	-	-	-	-	-	-	-	-	-	2	-50.0%	2	
	2016	1	-	3	-	-	-	-	-	-	-	-	1	4	▼	5	
Probates/Wills & Trusts - Level 2	2017	1	1	-	4	2	1	2	3	-	4	-	-	18	28.6%	18	
	2016	2	3	5	-	2	1	-	-	-	1	-	-	14	▲	14	
Protective Orders	2017	-	-	-	-	-	-	-	-	-	-	-	-	0	-100.0%	0	
	2016	1	-	-	-	-	-	-	-	-	-	-	-	1	▼	1	
Uncontested Divorce	2017	10	17	18	18	15	19	15	13	12	23	-	-	160	23.1%	160	
	2016	11	13	16	17	8	10	12	16	9	18	14	9	130	▲	153	
Criminal	Felonies and Related Matters	2017	32	98	51	56	54	61	46	135	31	63	-	-	627	6.8%	627
		2016	49	25	70	21	112	55	69	78	57	51	137	49	587	▲	773
	Misdemeanor	2017	24	47	26	25	24	28	12	55	18	40	-	-	299	6.8%	299
		2016	23	26	41	12	32	25	21	37	31	32	15	26	280	▲	321
	Other Criminally Related Matters	2017	7	7	2	4	8	6	3	8	4	8	-	-	57	62.9%	57
		2016	1	1	6	2	2	6	2	3	3	9	2	8	35	▲	45
	Miscellaneous	2017	141	124	172	114	109	126	91	144	113	144	-	-	1,278	-11.3%	1,278
		2016	193	190	184	127	109	130	151	107	133	116	140	137	1,440	▼	1,717
	Other	2017	2	-	-	1	1	1	19	17	21	6	-	-	68	223.8%	68
		2016	4	2	8	1	1	-	3	1	-	1	2	3	21	▲	26

January 2016 -- October 2017 Filings

Dashboard

Court: Nelson Circuit

Circuit/Court ID: 24

Start/End Date: Jan-16 / Oct-17

224125

2016 Average Month: 83

Type of Case: Filings

Jan-Oct 2016: 825

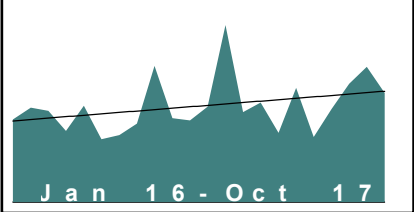
2017 Average Month:102

Filings Trending: ▲

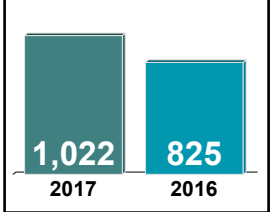
Jan-Oct 2017 : 1,022

Overall AVG. Month: 92

Monthly Filings Summary



Jan --- Oct Filings



Filings by Division																
		Jan	Feb	Mar	Apr	May	Jun	Jul	Aug	Sep	Oct	Nov	Dec	Thru Oct	% Change	Total
Total	2017	169	86	95	66	109	62	89	113	129	104	-	-	1,022	23.9%▲	1,022
	2016	79	90	87	68	92	60	64	75	130	80	78	91	825		994
Civil	2017	10	13	8	12	12	8	11	6	11	3	-	-	94	-29.9%▼	94
	2016	5	21	17	13	16	14	10	16	8	14	9	10	134		153
Criminal	2017	124	45	48	38	81	25	53	69	72	50	-	-	605	65.3%▲	605
	2016	29	32	41	30	39	22	20	31	90	32	34	52	366		452
Miscellaneous	2017	33	27	38	16	16	28	25	38	46	51	-	-	318	-1.2%▼	318
	2016	45	37	29	25	36	24	32	28	32	34	35	29	322		386
Other	2017	2	1	1	-	-	1	-	-	-	-	-	-	5	66.7%▲	5
	2016	-	-	-	-	1	-	2	-	-	-	-	-	3		3

Filings by Division & Case Category																
		Jan	Feb	Mar	Apr	May	Jun	Jul	Aug	Sep	Oct	Nov	Dec	Thru Oct	% Change	Total
Civil	Contested Divorce	2017	1	2	-	2	-	1	2	-	2	-	-	10	-61.5%▼	10
		2016	1	1	5	2	5	4	2	3	-	2	-	26		28
	Domestic and Family - Level 1	2017	3	1	1	1	2	3	-	1	-	-	-	14	133.3%▲	14
		2016	-	-	-	-	1	-	1	1	2	2	-	6		8
	Domestic and Family - Level 2	2017	-	-	-	1	-	2	-	1	1	-	-	5	0.0%↔	5
		2016	-	-	2	-	1	-	-	1	1	-	-	5		5
	General Civil - Level 1	2017	-	1	-	-	1	2	-	-	-	-	-	4	100.0%▲	4
		2016	-	1	1	-	-	-	-	-	-	-	-	2		2
	General Civil - Level 2	2017	2	2	2	4	3	-	1	4	6	1	-	25	-30.6%▼	25
		2016	1	14	4	2	3	2	1	4	2	3	3	36		41
	General Civil - Level 3	2017	2	5	4	1	-	-	7	-	-	-	-	19	58.3%▲	19
		2016	1	1	-	3	1	1	2	2	1	-	2	12		17
Criminal	Probates/Wills & Trusts - Level 1	2017	1	-	-	1	-	-	-	-	-	-	-	2	0.0%↔	2
		2016	-	-	-	2	-	-	-	-	-	-	-	2		2
	Probates/Wills & Trusts - Level 2	2017	-	-	-	-	2	-	1	-	-	-	-	3	3	3
		2016	-	-	-	-	-	-	-	-	-	-	-	0		0
	Uncontested Divorce	2017	1	2	1	2	4	-	-	-	2	-	-	12	-73.3%▼	12
		2016	2	4	5	4	5	7	4	6	3	5	1	45		50
	Felonies and Related Matters	2017	113	32	24	26	57	11	33	40	56	26	-	418	97.2%▲	418
		2016	15	23	19	19	27	11	11	13	60	14	18	212		271
	Misdemeanor	2017	11	10	13	12	12	5	19	16	16	19	-	133	35.7%▲	133
		2016	13	8	14	10	9	6	9	9	6	14	11	98		118
	Other Criminally Related Matters	2017	-	3	11	-	12	9	1	13	-	5	-	54	-3.6%▼	54
		2016	1	1	8	1	3	5	-	9	24	4	5	56		63
Miscellaneous		2017	33	27	38	16	16	28	25	38	46	51	-	318	-1.2%▼	318
		2016	45	37	29	25	36	24	32	28	32	34	35	322		386
Other		2017	2	1	1	-	-	1	-	-	-	-	-	5	66.7%▲	5
		2016	-	-	-	-	1	-	2	-	-	-	-	3		3

January 2016 -- October 2017 Filings

Dashboard

Court: Lynchburg Circuit

Circuit/Court ID: 24

Start/End Date: Jan-16 / Oct-17

Circuit/Court ID: 24224680

2016 Average Month: 414

Type of Case: Filings

Jan-Oct 2016: 4,113

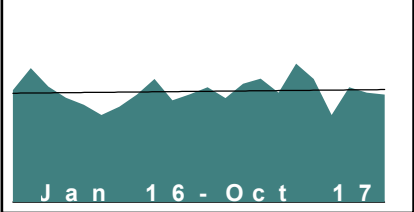
2017 Average Month:434

Filings Trending: ▲

Jan-Oct 2017 : 4,336

Overall AVG. Month: 423

Monthly Filings Summary



Jan --- Oct Filings

4,336

4,113

2017

2016

Filings by Division																
		Jan	Feb	Mar	Apr	May	Jun	Jul	Aug	Sep	Oct	Nov	Dec	Thru Oct	% Change	Total
Total	2017	397	452	471	418	528	470	333	439	418	410	-	-	4,336	5.4%	4,336
	2016	427	511	441	398	372	332	364	410	470	388	412	438	4,113	▲	4,963
Civil	2017	64	70	125	93	91	90	74	110	105	87	-	-	909	-3.6%	909
	2016	82	120	74	87	95	76	64	103	116	126	119	150	943	▼	1,212
Criminal	2017	190	236	171	179	262	254	132	187	185	179	-	-	1,975	-2.8%	1,975
	2016	202	248	236	216	203	145	201	190	231	160	164	194	2,032	▼	2,390
Miscellaneous	2017	96	104	115	107	125	86	85	110	85	104	-	-	1,017	-6.3%	1,017
	2016	142	143	129	89	72	102	92	106	114	96	122	88	1,085	▼	1,295
Other	2017	47	42	60	39	50	40	42	32	43	40	-	-	435	720.8%	435
	2016	1	-	2	6	2	9	7	11	9	6	7	6	53	▲	66

Filings by Division & Case Category																	
			Jan	Feb	Mar	Apr	May	Jun	Jul	Aug	Sep	Oct	Nov	Dec	Thru Oct	% Change	Total
Civil	Administrative Law	2017	1	-	1	1	-	1	1	-	1	1	-	-	7	75.0%	7
		2016	1	-	1	-	-	-	-	-	1	1	-	-	-	4	▲
	Contested Divorce	2017	9	13	18	11	6	6	8	10	8	13	-	-	102	4.1%	102
		2016	9	8	8	12	14	13	3	18	4	9	13	7	98	▲	118
	Domestic and Family - Level 1	2017	13	12	38	23	39	22	8	45	28	22	-	-	250	6.4%	250
		2016	38	33	11	15	44	23	19	25	16	11	21	83	235	▲	339
	Domestic and Family - Level 2	2017	1	1	6	2	4	5	7	11	5	8	-	-	50	19.0%	50
		2016	3	15	2	4	-	3	1	5	4	5	2	4	42	▲	48
	General Civil - Level 1	2017	1	-	1	6	2	7	4	-	3	5	-	-	29	123.1%	29
		2016	1	-	2	3	-	1	1	-	1	4	3	6	13	▲	22
	General Civil - Level 2	2017	12	13	9	17	10	13	20	11	37	8	-	-	150	11.9%	150
		2016	14	14	13	13	5	12	13	19	17	14	25	13	134	▲	172
	General Civil - Level 3	2017	5	12	15	7	8	7	6	5	2	7	-	-	74	-48.6%	74
		2016	3	8	6	3	13	7	7	6	37	54	27	16	144	▼	187
Probates/Wills & Trusts - Level 1	2017	-	-	-	-	1	-	-	-	-	-	-	-	1	-66.7%	1	
	2016	-	-	1	-	-	-	-	-	-	2	-	-	1	3	▼	4
Probates/Wills & Trusts - Level 2	2017	2	1	4	3	1	3	1	3	5	8	-	-	31	47.6%	31	
	2016	1	2	5	2	1	1	2	3	2	2	-	2	21	▲	23	
Protective Orders	2017	-	-	-	-	-	-	-	-	2	-	-	-	2	-66.7%	2	
	2016	-	4	-	-	-	-	-	-	2	-	-	1	6	▼	7	
Uncontested Divorce	2017	20	18	33	23	20	26	19	25	14	15	-	-	213	-12.3%	213	
	2016	12	36	25	35	18	16	18	26	30	27	28	17	243	▼	288	
Criminal	Felonyes and Related Matters	2017	118	169	128	113	204	168	75	130	108	103	-	-	1,316	-2.9%	1,316
		2016	160	178	162	153	142	96	111	114	146	93	111	121	1,355	▼	1,587
	Misdemeanor	2017	65	54	28	59	44	71	42	42	61	55	-	-	521	-9.1%	521
		2016	40	65	61	51	50	41	77	62	72	54	46	60	573	▼	679
	Other Criminally Related Matters	2017	7	13	15	7	14	15	15	15	16	21	-	-	138	32.7%	138
		2016	2	5	13	12	11	8	13	14	13	13	7	13	104	▲	124
Miscellaneous	Other	2017	47	42	60	39	50	40	42	32	43	40	-	-	435	720.8%	435
		2016	1	-	2	6	2	9	7	11	9	6	7	6	53	▲	66

January 2016 -- October 2017 Filings

Dashboard

Court: Alleghany Circuit

Start/End Date: Jan-16 / Oct-17

2016 Average Month: 158

Jan-Oct 2016: 1,677

Filings Trending: ▼

Circuit/Court ID: 25

225005


Type of Case: Filings

2017 Average Month:162

Jan-Oct 2017 : 1,623

Overall AVG. Month: 160

Monthly Filings Summary



Jan --- Oct Filings

1,623

2017

1,677

2016

Filings by Division																
		Jan	Feb	Mar	Apr	May	Jun	Jul	Aug	Sep	Oct	Nov	Dec	Thru Oct	% Change	Total
Total	2017	174	90	126	376	150	108	161	120	125	193	-	-	1,623	-3.2%	1,623
	2016	326	159	117	240	86	108	144	99	129	269	87	134	1,677	▼	1,898
Civil	2017	21	14	21	7	20	18	9	12	19	24	-	-	165	10.7%	165
	2016	12	17	16	16	14	11	17	15	21	10	10	29	149	▲	188
Criminal	2017	103	33	39	329	80	43	104	49	59	110	-	-	949	-6.6%	949
	2016	262	54	36	184	34	60	86	35	53	212	39	73	1,016	▼	1,128
Miscellaneous	2017	50	43	66	39	47	47	46	58	46	58	-	-	500	1.6%	500
	2016	51	87	56	39	35	34	41	47	55	47	36	31	492	▲	559
Other	2017	-	-	-	1	3	-	2	1	1	1	-	-	9	-55.0%	9
	2016	1	1	9	1	3	3	-	2	-	-	2	1	20	▼	23

Filings by Division & Case Category																		
			Jan	Feb	Mar	Apr	May	Jun	Jul	Aug	Sep	Oct	Nov	Dec	Thru Oct	% Change	Total	
Civil	Contested Divorce	2017	1	2	3	3	2	1	2	2	3	3	-	-	22	-12.0%	22	
		2016	-	2	4	5	1	3	2	2	2	3	3	1	2	25	▼	28
	Domestic and Family - Level 1	2017	-	-	2	-	-	-	-	-	-	6	1	-	-	9	0.0%	9
		2016	1	1	1	-	-	-	-	3	1	2	-	-	3	9	↔	12
	Domestic and Family - Level 2	2017	-	-	1	-	2	1	-	-	-	1	2	-	-	7	-36.4%	7
		2016	1	-	1	1	3	1	-	3	1	-	-	1	-	11	▼	12
	General Civil - Level 1	2017	-	2	2	-	1	1	-	-	-	-	-	-	-	6	6	6
		2016	-	-	-	-	-	-	-	-	-	-	-	-	2	0	↔	2
	General Civil - Level 2	2017	7	2	3	1	6	4	1	1	2	3	-	-	-	30	11.1%	30
		2016	-	5	1	2	2	3	5	2	4	3	2	-	-	27	▲	29
	General Civil - Level 3	2017	8	5	2	-	-	2	2	2	-	2	-	-	-	23	76.9%	23
		2016	5	-	2	2	-	-	-	1	1	2	4	18	13	▲	35	
Probates/Wills & Trusts - Level 1	2017	1	-	-	-	1	-	-	-	-	-	-	-	-	2	2	2	
	2016	-	-	-	-	-	-	-	-	-	-	-	-	-	0	↔	0	
Probates/Wills & Trusts - Level 2	2017	-	-	1	-	-	2	-	-	-	-	-	-	-	3	-50.0%	3	
	2016	-	1	2	-	1	-	-	2	-	-	-	-	2	6	▼	8	
Uncontested Divorce	2017	4	3	7	3	8	7	4	7	7	7	13	-	-	63	8.6%	63	
	2016	5	8	5	6	7	4	7	4	10	2	2	2	2	58	▲	62	
Criminal	Felonies and Related Matters	2017	67	21	29	288	45	25	86	25	46	58	-	-	690	-20.7%	690	
		2016	238	44	27	162	17	47	71	32	42	190	24	64	870	▼	958	
	Misdemeanor	2017	35	8	8	37	35	15	17	24	12	48	-	-	239	75.7%	239	
		2016	23	10	9	21	13	12	15	3	10	20	14	8	136	▲	158	
	Other Criminally Related Matters	2017	1	4	2	4	-	3	1	-	1	4	-	-	20	100.0%	20	
		2016	1	-	-	1	4	1	-	-	1	2	1	1	10	▲	12	
Miscellaneous	Other	2017	-	-	-	1	3	-	2	1	1	1	-	-	9	-55.0%	9	
		2016	1	1	9	1	3	3	-	2	-	-	2	1	20	▼	23	

January 2016 -- October 2017 Filings

Dashboard

Court: Augusta Circuit

Circuit/Court ID: 25

Start/End Date: Jan-16 / Oct-17

Circuit/Court ID: 25

2016 Average Month: 364

Type of Case: Filings

Jan-Oct 2016: 3,687

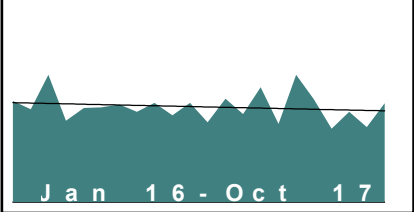
2017 Average Month:364

Filings Trending: ↔

Jan-Oct 2017 : 3,638

Overall AVG. Month: 364

Monthly Filings Summary



Jan 16 - Oct 17

Jan --- Oct Filings

3,638

3,687

2017

2016

Filings by Division																
		Jan	Feb	Mar	Apr	May	Jun	Jul	Aug	Sep	Oct	Nov	Dec	Thru Oct	% Change	Total
Total	2017	395	336	439	299	486	394	280	345	286	378	-	-	3,638	-1.3%	3,638
	2016	386	355	486	311	359	362	373	345	379	331	379	305	3,687	▼	4,371
Civil	2017	43	43	49	39	74	67	51	44	48	32	-	-	490	-0.4%	490
	2016	34	50	44	43	49	49	48	57	70	48	36	36	492	▼	564
Criminal	2017	160	144	151	117	276	135	90	117	74	127	-	-	1,391	9.4%	1,391
	2016	109	97	210	92	164	136	114	130	124	96	186	105	1,272	▲	1,563
Miscellaneous	2017	179	144	229	137	126	181	132	168	151	204	-	-	1,651	-7.8%	1,651
	2016	226	201	224	163	132	164	194	148	167	172	145	150	1,791	▼	2,086
Other	2017	13	5	10	6	10	11	7	16	13	15	-	-	106	-19.7%	106
	2016	17	7	8	13	14	13	17	10	18	15	12	14	132	▼	158

Filings by Division & Case Category																	
			Jan	Feb	Mar	Apr	May	Jun	Jul	Aug	Sep	Oct	Nov	Dec	Thru Oct	% Change	Total
Civil	Administrative Law	2017	-	1	-	-	-	1	1	-	-	-	-	-	3	-57.1%	3
		2016	1	1	-	2	1	-	1	1	1	-	-	2	-	7	▼
	Contested Divorce	2017	5	1	6	6	5	6	11	4	4	3	-	-	51	-27.1%	51
		2016	7	8	13	5	5	8	5	5	6	8	5	5	70	▼	80
	Domestic and Family - Level 1	2017	5	9	15	5	35	25	7	7	10	-	-	-	118	31.1%	118
		2016	-	11	2	4	10	9	1	13	27	13	7	5	90	▲	102
	Domestic and Family - Level 2	2017	8	9	4	10	11	7	5	7	7	5	-	-	73	30.4%	73
		2016	5	4	3	6	4	8	9	9	2	6	4	7	56	▲	67
	General Civil - Level 1	2017	-	-	2	-	1	1	1	1	1	-	-	-	7	-12.5%	7
		2016	1	1	2	-	3	-	-	-	-	1	1	1	8	▼	10
	General Civil - Level 2	2017	10	4	5	4	5	4	9	6	8	12	-	-	67	36.7%	67
		2016	4	5	8	6	6	1	7	7	3	2	3	3	49	▲	55
	General Civil - Level 3	2017	2	-	2	2	3	7	6	6	5	5	-	-	38	-11.6%	38
		2016	1	3	2	3	5	8	3	4	11	3	-	7	43	▼	50
Probates/Wills & Trusts - Level 1	2017	-	1	-	1	1	1	-	1	-	-	-	-	5	400.0%	5	
	2016	-	-	-	-	-	-	-	-	-	1	1	-	1	▲	2	
Probates/Wills & Trusts - Level 2	2017	-	2	2	1	3	-	2	5	-	-	-	-	15	-34.8%	15	
	2016	-	3	1	-	3	4	4	3	4	1	1	3	23	▼	27	
Uncontested Divorce	2017	13	16	13	10	10	15	9	7	13	7	-	-	113	-22.1%	113	
	2016	15	14	13	17	12	11	18	15	17	13	12	5	145	▼	162	
Criminal	Felonies and Related Matters	2017	145	128	136	104	259	119	77	100	67	115	-	-	1,250	14.1%	1,250
		2016	88	83	188	71	143	124	103	110	107	79	174	96	1,096	▲	1,366
	Misdemeanor	2017	11	12	12	9	10	10	10	12	2	6	-	-	94	-29.9%	94
		2016	19	12	19	17	12	10	9	11	14	11	8	8	134	▼	150
	Other Criminally Related Matters	2017	4	4	3	4	7	6	3	5	5	6	-	-	47	11.9%	47
		2016	2	2	3	4	9	2	2	9	3	6	4	1	42	▲	47
Miscellaneous		2017	179	144	229	137	126	181	132	168	151	204	-	-	1,651	-7.8%	1,651
		2016	226	201	224	163	132	164	194	148	167	172	145	150	1,791	▼	2,086
Other	2017	13	5	10	6	10	11	7	16	13	15	-	-	106	-19.7%	106	
	2016	17	7	8	13	14	13	17	10	18	15	12	14	132	▼	158	

January 2016 -- October 2017 Filings

Dashboard

Court: Bath Circuit

Circuit/Court ID: 25

Start/End Date: Jan-16 / Oct-17

225017

2016 Average Month: 27

Type of Case: Filings

Jan-Oct 2016: 277

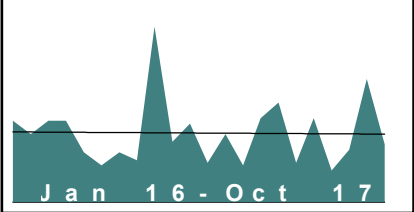
2017 Average Month:26

Filings Trending: ▼

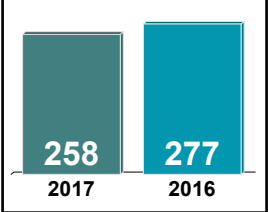
Jan-Oct 2017 : 258

Overall AVG. Month: 26

Monthly Filings Summary



Jan --- Oct Filings



Filings by Division																
		Jan	Feb	Mar	Apr	May	Jun	Jul	Aug	Sep	Oct	Nov	Dec	Thru Oct	% Change	Total
Total	2017	26	14	32	38	15	32	12	20	47	22	-	-	258	-6.9%	258
	2016	31	26	31	31	19	14	19	16	67	23	30	15	277	▼	322
Civil	2017	3	2	2	1	-	3	3	3	3	3	-	-	23	-36.1%	23
	2016	2	3	6	-	1	1	11	5	2	5	4	3	36	▼	43
Criminal	2017	17	-	16	27	4	21	-	1	26	2	-	-	114	28.1%	114
	2016	9	-	3	18	5	1	-	-	51	2	10	5	89	▲	104
Miscellaneous	2017	6	12	14	10	11	8	9	16	18	17	-	-	121	-20.4%	121
	2016	20	23	22	13	13	12	8	11	14	16	16	7	152	▼	175

Filings by Division & Case Category																
		Jan	Feb	Mar	Apr	May	Jun	Jul	Aug	Sep	Oct	Nov	Dec	Thru Oct	% Change	Total
Civil	Contested Divorce	2017	-	-	-	-	1	2	1	1	-	-	-	5	66.7%	5
		2016	-	-	1	-	-	-	1	-	1	-	-	3	▲	3
	Domestic and Family - Level 1	2017	-	-	-	-	1	-	-	-	1	-	-	2	100.0%	2
		2016	-	-	1	-	-	-	-	-	-	-	-	1	▲	1
	Domestic and Family - Level 2	2017	1	-	-	-	-	-	-	-	-	-	-	1	-80.0%	1
		2016	-	-	2	-	1	-	-	-	2	-	-	5	▼	5
	General Civil - Level 2	2017	-	1	2	-	-	1	-	1	1	-	-	6	-64.7%	6
		2016	-	-	2	-	1	-	10	3	1	-	-	17	▼	17
	General Civil - Level 3	2017	2	-	-	-	-	-	-	1	-	-	-	3	200.0%	3
		2016	-	1	-	-	-	-	-	-	-	1	2	1	▲	4
Criminal	Probates/Wills & Trusts - Level 2	2017	-	-	-	-	-	-	1	-	1	-	-	2	-33.3%	2
		2016	-	1	-	-	-	1	-	-	1	1	-	3	▼	4
	Uncontested Divorce	2017	-	1	-	1	-	1	1	-	-	-	-	4	-33.3%	4
		2016	2	1	-	-	-	-	1	1	1	2	1	6	▼	9
	Felonies and Related Matters	2017	16	-	6	26	3	20	-	1	21	-	-	94	38.2%	94
		2016	6	-	3	18	1	1	-	-	37	6	2	68	▲	76
	Misdemeanor	2017	1	-	10	1	1	1	-	-	4	-	-	19	0.0%	19
		2016	3	-	-	-	2	-	-	-	14	3	3	19	↔	25
	Other Criminally Related Matters	2017	-	-	-	-	-	-	-	1	-	-	-	1	-50.0%	1
		2016	-	-	-	-	2	-	-	-	-	1	-	2	▼	3
Miscellaneous		2017	6	12	14	10	11	8	9	16	18	-	-	121	-20.4%	121
		2016	20	23	22	13	13	12	8	11	14	16	7	152	▼	175

January 2016 -- October 2017 Filings

Dashboard

Court: Botetourt Circuit

Circuit/Court ID: 25

Start/End Date: Jan-16 / Oct-17

225023

2016 Average Month: 190

Type of Case: Filings

Jan-Oct 2016: 1,903

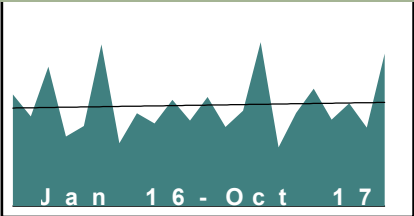
2017 Average Month:196

Jan-Oct 2017 : 1,962

Filings Trending: ▲

Overall AVG. Month: 193

Monthly Filings Summary



Jan --- Oct Filings

1,962

2017

1,903

2016

Filings by Division																
		Jan	Feb	Mar	Apr	May	Jun	Jul	Aug	Sep	Oct	Nov	Dec	Thru Oct	% Change	Total
Total	2017	151	182	313	112	178	224	165	196	150	291	-	-	1,962	3.1%	1,962
	2016	213	171	266	133	153	309	120	177	158	203	163	208	1,903	▲	2,274
Civil	2017	15	22	30	12	21	22	44	23	23	25	-	-	237	7.2%	237
	2016	24	18	34	23	27	23	18	16	23	15	12	19	221	▲	252
Criminal	2017	56	71	204	41	84	132	51	94	52	170	-	-	955	23.1%	955
	2016	69	36	128	37	50	210	29	66	71	80	56	115	776	▲	947
Miscellaneous	2017	80	89	79	59	73	70	69	79	75	96	-	-	769	-15.1%	769
	2016	120	117	104	73	76	76	73	95	64	108	95	74	906	▼	1,075
Other	2017	-	-	-	-	-	-	1	-	-	-	-	-	1	1	1
	2016	-	-	-	-	-	-	-	-	-	-	-	-	0	↔	0

Filings by Division & Case Category																
		Jan	Feb	Mar	Apr	May	Jun	Jul	Aug	Sep	Oct	Nov	Dec	Thru Oct	% Change	Total
Civil	Administrative Law	2017	-	-	-	-	1	-	-	-	-	-	-	1	-66.7%	1
		2016	-	1	-	-	-	-	1	-	1	-	-	3	▼	3
	Contested Divorce	2017	1	4	2	5	1	8	1	2	4	-	-	29	7.4%	29
		2016	5	3	2	6	4	1	2	1	2	2	5	27	▲	34
	Domestic and Family - Level 1	2017	3	-	4	-	7	6	1	7	4	-	-	50	-16.7%	50
		2016	6	2	13	1	7	8	3	9	6	-	-	60	▼	60
	Domestic and Family - Level 2	2017	-	1	-	-	1	-	2	-	3	-	-	7	0.0%	7
		2016	-	-	-	1	2	-	2	2	-	-	2	7	↔	9
	General Civil - Level 1	2017	-	-	-	-	-	1	-	-	-	-	-	1	-66.7%	1
		2016	-	-	-	-	1	-	-	1	-	-	-	3	▼	3
	General Civil - Level 2	2017	3	6	8	3	4	3	2	6	3	-	-	39	30.0%	39
		2016	6	3	5	6	1	2	4	1	1	6	5	30	▲	41
	General Civil - Level 3	2017	2	7	7	-	2	1	12	1	2	-	-	39	50.0%	39
		2016	3	1	6	3	8	2	1	-	-	1	3	26	▲	30
Criminal	Probates/Wills & Trusts - Level 1	2017	-	-	-	-	-	-	-	-	-	-	-	0	-100.0%	0
		2016	-	-	-	-	-	-	-	1	1	-	-	2	▼	2
	Probates/Wills & Trusts - Level 2	2017	1	1	1	-	-	-	-	1	4	-	-	8	33.3%	8
		2016	-	1	-	-	2	2	-	1	-	-	1	6	▲	7
	Uncontested Divorce	2017	5	3	8	4	7	9	5	6	5	-	-	63	10.5%	63
		2016	4	7	8	6	4	6	3	7	4	3	3	57	▲	63
	Felonies and Related Matters	2017	36	53	189	18	56	112	30	69	34	142	-	739	23.4%	739
		2016	51	21	103	23	32	189	16	51	53	60	36	599	▲	732
	Misdemeanor	2017	19	16	12	18	22	14	18	16	14	24	-	173	29.1%	173
Miscellaneous		2016	11	7	21	11	16	20	8	14	12	14	15	134	▲	163
	Other Criminally Related Matters	2017	1	2	3	5	6	6	3	9	4	4	-	43	0.0%	43
		2016	7	8	4	3	2	1	5	1	6	5	4	43	↔	52
	Miscellaneous	2017	80	89	79	59	73	70	69	79	75	96	-	769	-15.1%	769
		2016	120	117	104	73	76	76	73	95	64	108	95	906	▼	1,075
	Other	2017	-	-	-	-	-	1	-	-	-	-	-	1	1	1
		2016	-	-	-	-	-	-	-	-	-	-	-	0	↔	0

January 2016 -- October 2017 Filings

Dashboard

Court: Craig Circuit

Start/End Date: Jan-16 / Oct-17

2016 Average Month: 27

Jan-Oct 2016: 254

Filings Trending: ▲

Circuit/Court ID: 25

225045

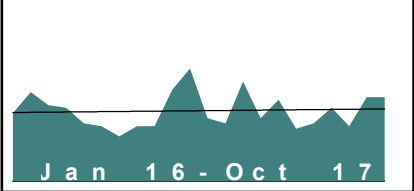
Type of Case: Filings

2017 Average Month: 27

Jan-Oct 2017 : 270

Overall AVG. Month: 27

Monthly Filings Summary



Jan --- Oct Filings

270

254

2017

2016

Filings by Division																
		Jan	Feb	Mar	Apr	May	Jun	Jul	Aug	Sep	Oct	Nov	Dec	Thru Oct	% Change	Total
Total	2017	22	38	24	31	20	22	28	21	32	32	-	-	270	6.3%	270
	2016	26	34	29	28	22	21	17	21	21	35	43	24	254	▲	321
Civil	2017	2	7	4	6	2	2	8	1	1	4	-	-	37	8.8%	37
	2016	2	7	3	3	5	1	2	2	4	5	4	6	34	▲	44
Criminal	2017	6	9	6	4	1	-	-	-	6	3	-	-	35	-22.2%	35
	2016	4	3	6	6	5	4	3	2	3	9	22	2	45	▼	69
Miscellaneous	2017	14	22	14	20	17	20	20	19	25	25	-	-	196	12.6%	196
	2016	20	24	20	19	12	16	12	17	14	20	17	16	174	▲	207
Other	2017	-	-	-	1	-	-	-	1	-	-	-	-	2	100.0%	2
	2016	-	-	-	-	-	-	-	-	-	1	-	-	1	▲	1

Filings by Division & Case Category																
		Jan	Feb	Mar	Apr	May	Jun	Jul	Aug	Sep	Oct	Nov	Dec	Thru Oct	% Change	Total
Civil	Administrative Law	2017	-	-	-	-	-	-	-	-	-	-	-	0	0	0
		2016	-	-	-	-	-	-	-	-	-	1	-	0	↔	1
	Contested Divorce	2017	-	-	1	1	-	1	1	-	1	-	-	5	0.0%	5
		2016	-	2	1	-	1	-	-	-	1	-	1	5	↔	6
	Domestic and Family - Level 1	2017	-	3	-	4	-	6	-	-	1	-	-	14	133.3%	14
		2016	-	1	-	1	1	-	1	1	1	3	-	6	▲	9
	Domestic and Family - Level 2	2017	-	-	-	-	1	-	-	-	-	-	-	1	-66.7%	1
		2016	-	-	-	-	1	1	-	-	1	-	-	3	▼	3
	General Civil - Level 2	2017	-	-	-	-	-	-	-	1	-	-	-	1	-75.0%	1
		2016	1	1	-	1	-	1	-	-	-	-	1	4	▼	5
	General Civil - Level 3	2017	1	4	1	-	-	-	-	-	1	-	-	7	16.7%	7
		2016	-	-	2	1	1	-	-	1	1	-	4	6	▲	10
Criminal	Probates/Wills & Trusts - Level 1	2017	-	-	-	-	1	-	-	-	-	-	-	1	1	1
		2016	-	-	-	-	-	-	-	-	-	-	-	0	↔	0
	Probates/Wills & Trusts - Level 2	2017	-	-	-	-	-	-	-	-	-	-	-	0	-100.0%	0
		2016	-	1	-	-	-	-	-	-	-	-	-	1	▼	1
	Uncontested Divorce	2017	1	-	2	1	-	2	1	-	1	-	-	8	-11.1%	8
		2016	1	2	-	-	1	1	1	2	1	-	-	9	▼	9
	Felonies and Related Matters	2017	6	8	5	3	1	-	-	3	2	-	-	28	-28.2%	28
		2016	4	3	4	6	4	2	2	1	9	17	2	39	▼	58
	Misdemeanor	2017	-	1	1	1	-	-	-	3	1	-	-	7	16.7%	7
		2016	-	-	2	-	1	1	-	2	-	5	-	6	▲	11
Miscellaneous		2017	14	22	14	20	17	20	19	25	25	-	-	196	12.6%	196
		2016	20	24	20	19	12	16	12	17	14	17	16	174	▲	207
Other		2017	-	-	-	1	-	-	1	-	-	-	-	2	100.0%	2
		2016	-	-	-	-	-	-	-	-	1	-	-	1	▲	1


January 2016 -- October 2017 Filings

Dashboard

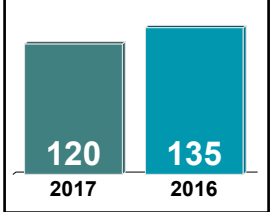
Court: Highland Circuit
Start/End Date: Jan-16 / Oct-17
2016 Average Month: 13
Jan-Oct 2016: 135
Filings Trending: ▼

Circuit/Court ID: 25
225091
Type of Case: Filings
2017 Average Month:12
Jan-Oct 2017 : 120
Overall AVG. Month: 13

Monthly Filings Summary



Jan --- Oct Filings



Filings by Division																
		Jan	Feb	Mar	Apr	May	Jun	Jul	Aug	Sep	Oct	Nov	Dec	Thru Oct	% Change	Total
Total	2017	12	9	24	7	6	5	11	8	14	24	-	-	120	-11.1%	120
	2016	12	15	20	7	9	11	6	15	24	16	11	11	135	▼	157
Civil	2017	-	2	3	4	-	2	1	-	3	3	-	-	18	-5.3%	18
	2016	-	2	1	3	4	-	1	5	-	3	-	-	19	▼	19
Criminal	2017	7	2	14	-	-	-	-	-	4	2	-	-	29	-42.0%	29
	2016	-	5	8	1	1	10	1	-	20	4	3	10	50	▼	63
Miscellaneous	2017	5	5	7	3	6	3	10	8	7	19	-	-	73	12.3%	73
	2016	12	7	11	3	4	1	4	10	4	9	8	1	65	▲	74
Other	2017	-	-	-	-	-	-	-	-	-	-	-	-	0	-100.0%	0
	2016	-	1	-	-	-	-	-	-	-	-	-	-	1	▼	1

Filings by Division & Case Category																
		Jan	Feb	Mar	Apr	May	Jun	Jul	Aug	Sep	Oct	Nov	Dec	Thru Oct	% Change	Total
Civil	Contested Divorce	2017	-	-	1	-	-	-	-	-	1	-	-	2	-33.3%	2
		2016	-	-	1	-	1	-	1	-	-	-	-	3	▼	3
	Domestic and Family - Level 1	2017	-	-	-	-	-	-	-	-	-	-	-	0	-100.0%	0
		2016	-	-	-	-	1	-	2	-	-	-	-	3	▼	3
	Domestic and Family - Level 2	2017	-	-	-	1	-	-	-	-	-	-	-	1	1	1
		2016	-	-	-	-	-	-	-	-	-	-	-	0	↔	0
	General Civil - Level 1	2017	-	-	1	2	-	-	-	-	-	-	-	3	200.0%	3
		2016	-	-	-	-	1	-	-	-	-	-	-	1	▲	1
	General Civil - Level 2	2017	-	-	-	1	-	-	-	-	1	-	-	2	-33.3%	2
		2016	-	1	-	1	-	-	-	-	1	-	-	3	▼	3
	General Civil - Level 3	2017	-	1	-	-	-	-	-	-	-	-	-	1	1	1
		2016	-	-	-	-	-	-	-	-	-	-	-	0	↔	0
Criminal	Probates/Wills & Trusts - Level 2	2017	-	1	1	-	-	-	-	-	-	-	-	2	2	2
		2016	-	-	-	-	-	-	-	-	-	-	-	0	↔	0
	Uncontested Divorce	2017	-	-	-	-	-	2	1	-	3	1	-	7	-22.2%	7
		2016	-	1	-	2	1	-	1	2	-	2	-	9	▼	9
	Felonies and Related Matters	2017	5	1	8	-	-	-	-	3	1	-	-	18	-30.8%	18
		2016	-	1	3	1	1	3	1	16	-	1	5	26	▼	32
	Misdemeanor	2017	2	-	6	-	-	-	-	1	1	-	-	10	-56.5%	10
		2016	-	4	4	-	-	7	-	4	4	2	5	23	▼	30
	Other Criminally Related Matters	2017	-	1	-	-	-	-	-	-	-	-	-	1	0.0%	1
		2016	-	-	1	-	-	-	-	-	-	-	-	1	↔	1
Miscellaneous		2017	5	5	7	3	6	3	10	8	7	-	-	73	12.3%	73
		2016	12	7	11	3	4	1	4	10	4	8	1	65	▲	74
Other		2017	-	-	-	-	-	-	-	-	-	-	-	0	-100.0%	0
		2016	-	1	-	-	-	-	-	-	-	-	-	1	▼	1

January 2016 -- October 2017 Filings

Dashboard

Court: Rockbridge Circuit

Circuit/Court ID: 25

Start/End Date: Jan-16 / Oct-17

225163

2016 Average Month: 196

Type of Case: Filings

Jan-Oct 2016: 1,966

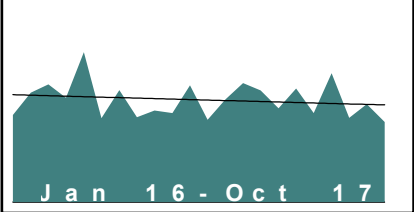
2017 Average Month: 195

Jan-Oct 2017 : 1,949

Filings Trending: ↔

Overall AVG. Month: 195

Monthly Filings Summary



Jan --- Oct Filings

1,949

1,966

2017

2016

Filings by Division																
		Jan	Feb	Mar	Apr	May	Jun	Jul	Aug	Sep	Oct	Nov	Dec	Thru Oct	% Change	Total
Total	2017	196	227	213	179	217	170	246	161	187	153	-	-	1,949	-0.9%	1,949
	2016	166	209	225	199	286	160	214	162	175	170	223	157	1,966	▼	2,346
Civil	2017	18	13	26	14	21	24	15	17	24	24	-	-	196	-3.4%	196
	2016	19	22	34	19	17	18	15	14	22	23	20	21	203	▼	244
Criminal	2017	122	150	121	108	146	69	160	69	92	68	-	-	1,105	-1.9%	1,105
	2016	69	121	104	123	214	85	131	79	108	92	147	92	1,126	▼	1,365
Miscellaneous	2017	55	55	58	48	42	64	63	65	63	52	-	-	565	-10.6%	565
	2016	78	66	87	56	54	57	67	69	44	54	55	44	632	▼	731
Other	2017	1	9	8	9	8	13	8	10	8	9	-	-	83	1,560.0%	83
	2016	-	-	-	1	1	-	1	-	1	1	1	-	5	▲	6

Filings by Division & Case Category																
		Jan	Feb	Mar	Apr	May	Jun	Jul	Aug	Sep	Oct	Nov	Dec	Thru Oct	% Change	Total
Civil	Administrative Law	2017	-	-	1	-	-	-	-	-	1	-	-	2	100.0%	2
		2016	-	-	-	-	-	-	-	-	1	-	-	1	▲	1
	Contested Divorce	2017	4	1	4	2	2	4	2	1	2	-	-	24	-17.2%	24
		2016	3	3	6	5	2	2	2	2	1	4	1	29	▼	34
	Domestic and Family - Level 1	2017	1	1	-	1	1	3	1	3	4	1	-	16	45.5%	16
		2016	-	4	-	-	-	2	2	2	1	6	2	11	▲	19
	Domestic and Family - Level 2	2017	-	-	1	-	-	-	1	1	1	2	-	6	-40.0%	6
		2016	-	-	2	2	2	2	1	-	1	-	1	10	▼	12
	General Civil - Level 1	2017	-	-	-	-	1	-	1	-	-	-	-	2	2	2
		2016	-	-	-	-	-	-	-	-	-	-	-	0	↔	0
	General Civil - Level 2	2017	11	3	10	3	6	5	3	6	10	5	-	62	31.9%	62
		2016	5	4	7	4	3	4	4	2	5	9	4	47	▲	56
	General Civil - Level 3	2017	1	1	-	3	-	4	2	2	3	-	-	18	-41.9%	18
		2016	5	3	4	4	-	2	1	2	3	7	5	31	▼	36
Criminal	Probates/Wills & Trusts - Level 1	2017	-	-	-	-	-	-	-	1	-	-	-	1	0.0%	1
		2016	-	-	1	-	-	-	-	-	-	-	-	1	↔	1
	Probates/Wills & Trusts - Level 2	2017	-	3	1	-	2	1	-	-	1	2	-	10	233.3%	10
		2016	-	-	-	-	1	-	-	1	1	-	-	3	▲	3
	Uncontested Divorce	2017	1	4	9	5	9	7	5	4	3	8	-	55	-21.4%	55
		2016	6	8	14	4	10	5	4	6	9	4	4	70	▼	82
	Capital Murder	2017	1	-	-	-	-	-	-	-	-	-	-	1	1	1
		2016	-	-	-	-	-	-	-	-	-	-	-	0	↔	0
	Felonies and Related Matters	2017	57	109	63	51	100	22	118	21	42	40	-	623	-13.8%	623
		2016	55	77	62	74	171	27	95	50	58	54	88	723	▼	865
Miscellaneous	Misdemeanor	2017	55	31	46	52	41	36	35	43	48	26	-	413	15.7%	413
		2016	11	40	39	44	38	50	31	22	47	35	55	357	▲	446
	Other Criminally Related Matters	2017	9	10	12	5	5	11	7	5	2	2	-	68	47.8%	68
		2016	3	4	3	5	5	8	5	7	3	3	4	46	▲	54
Other	Miscellaneous	2017	55	55	58	48	42	64	63	65	63	52	-	565	-10.6%	565
		2016	78	66	87	56	54	57	67	69	44	54	55	632	▼	731
Other	Other	2017	1	9	8	9	8	13	8	10	8	9	-	83	1,560.0%	83
		2016	-	-	-	1	1	-	1	-	1	1	-	5	▲	6

January 2016 -- October 2017 Filings

Dashboard

Court: Buena Vista Circuit

Circuit/Court ID: 25

Start/End Date: Jan-16 / Oct-17

225530

2016 Average Month: 40

Type of Case: Filings

Jan-Oct 2016: 419


2017 Average Month:44

Filings Trending: ▲

Jan-Oct 2017 : 437

Overall AVG. Month: 42

Monthly Filings Summary



Jan --- Oct Filings

437

419

2017

2016

Filings by Division																
		Jan	Feb	Mar	Apr	May	Jun	Jul	Aug	Sep	Oct	Nov	Dec	Thru Oct	% Change	Total
Total	2017	49	35	59	33	29	29	43	99	33	28	-	-	437	4.3%	437
	2016	66	42	39	59	27	33	64	33	27	29	30	28	419	▲	477
Civil	2017	4	4	6	3	5	7	4	6	5	9	-	-	53	12.8%	53
	2016	6	4	8	10	2	4	5	2	1	5	10	7	47	▲	64
Criminal	2017	38	24	37	18	12	10	30	77	19	12	-	-	277	18.9%	277
	2016	43	25	12	34	10	13	50	17	17	12	14	9	233	▲	256
Miscellaneous	2017	7	7	16	12	9	12	9	16	9	7	-	-	104	-25.2%	104
	2016	17	13	19	15	15	16	9	14	9	12	6	12	139	▼	157
Other	2017	-	-	-	-	3	-	-	-	-	-	-	-	3	3	3
	2016	-	-	-	-	-	-	-	-	-	-	-	-	0	↔	0

Filings by Division & Case Category																
		Jan	Feb	Mar	Apr	May	Jun	Jul	Aug	Sep	Oct	Nov	Dec	Thru Oct	% Change	Total
Civil	Administrative Law	2017	-	-	-	-	-	-	-	-	-	-	-	0	-100.0%	0
		2016	1	-	-	-	-	-	-	-	-	-	-	1	▼	1
	Contested Divorce	2017	1	1	3	-	1	1	1	1	1	-	-	10	0.0%	10
		2016	1	1	1	2	-	1	-	-	1	1	3	10	↔	14
	Domestic and Family - Level 1	2017	-	2	-	-	-	2	4	1	4	-	-	15	200.0%	15
		2016	1	1	-	-	-	1	1	1	-	2	-	5	▲	7
	Domestic and Family - Level 2	2017	-	-	-	-	-	-	-	-	-	-	-	0	-100.0%	0
		2016	-	-	3	1	-	1	-	-	-	1	1	5	▼	7
	General Civil - Level 1	2017	-	-	-	1	-	-	-	2	-	-	-	3	3	3
		2016	-	-	-	-	-	-	-	-	-	-	-	0	↔	0
	General Civil - Level 2	2017	-	-	2	-	-	2	-	-	-	-	-	4	-20.0%	4
		2016	-	-	1	2	1	1	-	-	-	-	-	5	▼	5
Criminal	General Civil - Level 3	2017	-	1	-	-	1	-	1	-	-	-	-	3	50.0%	3
		2016	-	-	-	-	1	-	-	-	1	2	-	2	▲	4
	Probates/Wills & Trusts - Level 2	2017	3	-	-	-	-	-	-	-	1	-	-	4	100.0%	4
		2016	1	-	-	1	-	-	-	-	-	-	1	2	▲	3
	Uncontested Divorce	2017	-	-	1	2	3	2	-	1	3	-	-	14	-17.6%	14
		2016	2	2	3	4	1	1	1	-	3	4	2	17	▼	23
	Felonies and Related Matters	2017	30	16	30	11	5	6	22	8	4	-	-	187	8.7%	187
		2016	40	18	10	25	7	8	38	9	8	5	5	172	▲	182
	Misdemeanor	2017	8	4	6	5	5	2	4	22	9	6	-	71	31.5%	71
		2016	3	5	2	8	3	4	11	6	8	7	4	54	▲	65
	Other Criminally Related Matters	2017	-	4	1	2	2	2	4	-	2	-	-	19	171.4%	19
		2016	-	2	-	1	-	1	2	-	-	2	-	7	▲	9
Miscellaneous		2017	7	7	16	12	9	12	9	16	9	7	-	104	-25.2%	104
		2016	17	13	19	15	15	16	9	14	9	12	6	139	▼	157
Other		2017	-	-	-	-	3	-	-	-	-	-	-	3	3	3
		2016	-	-	-	-	-	-	-	-	-	-	-	0	↔	0

January 2016 -- October 2017 Filings

Dashboard

Court: Staunton Circuit

Start/End Date: Jan-16 / Oct-17

2016 Average Month: 148

Jan-Oct 2016: 1,495

Filings Trending: ▲

Circuit/Court ID: 25

225790


Type of Case: Filings

2017 Average Month:157

Jan-Oct 2017 : 1,567

Overall AVG. Month: 152

Monthly Filings Summary



Jan --- Oct Filings

1,567

2017

1,495

2016

Filings by Division																
		Jan	Feb	Mar	Apr	May	Jun	Jul	Aug	Sep	Oct	Nov	Dec	Thru Oct	% Change	Total
Total	2017	167	159	174	135	130	132	151	135	153	231	-	-	1,567	4.8%▲	1,567
	2016	175	168	136	147	141	142	148	163	142	133	110	168	1,495	▲	1,773
Civil	2017	28	16	27	20	19	17	26	20	30	34	-	-	237	8.2%▲	237
	2016	8	28	18	31	26	25	25	27	20	11	16	33	219	▲	268
Criminal	2017	84	82	93	75	68	75	91	71	77	154	-	-	870	-1.9%▼	870
	2016	112	106	75	84	91	68	90	101	85	75	75	106	887	▼	1,068
Miscellaneous	2017	36	40	37	24	34	27	22	30	35	31	-	-	316	-7.6%▼	316
	2016	43	34	41	25	23	43	26	32	33	42	16	26	342	▼	384
Other	2017	19	21	17	16	9	13	12	14	11	12	-	-	144	206.4%▲	144
	2016	12	-	2	7	1	6	7	3	4	5	3	3	47	▲	53

Filings by Division & Case Category																
		Jan	Feb	Mar	Apr	May	Jun	Jul	Aug	Sep	Oct	Nov	Dec	Thru Oct	% Change	Total
Civil	Administrative Law	2017	-	-	1	-	-	-	-	-	-	-	-	1	0.0%↔	1
		2016	-	-	-	-	-	-	-	1	-	-	-	1	↔	1
	Contested Divorce	2017	2	-	3	-	2	1	2	-	2	-	-	14	-46.2%▼	14
		2016	-	3	4	6	5	2	1	3	-	2	2	26	▼	30
	Domestic and Family - Level 1	2017	13	2	1	3	5	1	2	4	8	4	-	43	7.5%▲	43
		2016	-	6	5	5	4	7	6	2	5	-	4	40	▲	49
	Domestic and Family - Level 2	2017	5	3	12	7	6	8	16	6	11	14	-	88	51.7%▲	88
		2016	3	11	3	9	5	5	10	3	4	5	3	58	▲	75
	General Civil - Level 1	2017	-	-	-	1	-	1	-	-	-	-	-	2	-66.7%▼	2
		2016	2	-	1	1	-	-	-	2	-	-	-	6	▼	6
	General Civil - Level 2	2017	3	6	1	2	3	1	3	5	2	4	-	30	30.4%▲	30
		2016	-	3	-	1	3	3	4	5	3	1	2	23	▲	34
Criminal	General Civil - Level 3	2017	-	1	5	5	1	2	-	3	2	-	-	19	11.8%▲	19
		2016	1	2	2	1	3	-	5	1	2	-	1	17	▲	18
	Probates/Wills & Trusts - Level 2	2017	2	3	-	-	-	1	1	1	-	2	-	10	11.1%▲	10
		2016	1	-	1	-	1	2	-	1	2	-	-	9	▲	9
	Uncontested Divorce	2017	3	1	4	2	2	2	4	4	6	-	-	30	-23.1%▼	30
		2016	1	3	2	8	5	6	4	8	2	-	5	39	▼	46
	Felonies and Related Matters	2017	63	74	74	59	52	54	77	55	62	130	-	700	-3.8%▼	700
		2016	97	89	68	70	78	52	71	76	62	65	46	728	▼	853
	Misdemeanor	2017	21	8	17	11	8	10	11	13	13	16	-	128	-9.9%▼	128
		2016	15	15	7	13	10	16	19	19	18	10	23	142	▼	192
	Other Criminally Related Matters	2017	-	-	2	5	8	11	3	3	2	8	-	42	147.1%▲	42
		2016	-	2	-	1	3	-	-	6	5	-	6	17	▲	23
Miscellaneous		2017	36	40	37	24	34	27	22	30	35	31	-	316	-7.6%▼	316
		2016	43	34	41	25	23	43	26	32	33	42	16	342	▼	384
Other		2017	19	21	17	16	9	13	12	14	11	12	-	144	206.4%▲	144
		2016	12	-	2	7	1	6	7	3	4	5	3	47	▲	53

January 2016 -- October 2017 Filings

Dashboard

Court: Waynesboro Circuit

Circuit/Court ID: 25

Start/End Date: Jan-16 / Oct-17

225820

2016 Average Month: 171

Type of Case: Filings

Jan-Oct 2016: 1,738

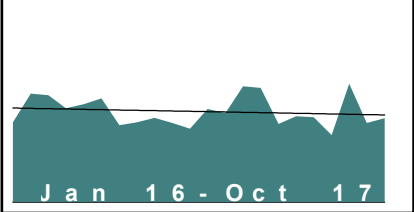
2017 Average Month:175

Filings Trending: ↔

Jan-Oct 2017 : 1,749

Overall AVG. Month: 173

Monthly Filings Summary



Jan --- Oct Filings

1,749

1,738

2017

2016

Filings by Division																
		Jan	Feb	Mar	Apr	May	Jun	Jul	Aug	Sep	Oct	Nov	Dec	Thru Oct	% Change	Total
Total	2017	170	221	218	149	164	162	128	226	151	160	-	-	1,749	0.6%	1,749
	2016	152	207	204	179	187	198	147	152	161	151	140	178	1,738	▲	2,056
Civil	2017	37	59	72	47	35	48	39	46	31	33	-	-	447	-6.1%	447
	2016	43	67	48	42	43	63	31	37	57	45	49	38	476	▼	563
Criminal	2017	73	50	72	40	79	50	37	95	51	71	-	-	618	5.8%	618
	2016	50	38	75	63	93	78	48	55	42	42	39	96	584	▲	719
Miscellaneous	2017	27	35	39	27	29	34	30	47	23	28	-	-	319	-0.3%	319
	2016	36	34	42	33	27	31	30	28	24	35	31	21	320	▼	372
Other	2017	33	77	35	35	21	30	22	38	46	28	-	-	365	2.0%	365
	2016	23	68	39	41	24	26	38	32	38	29	21	23	358	▲	402

Filings by Division & Case Category																
		Jan	Feb	Mar	Apr	May	Jun	Jul	Aug	Sep	Oct	Nov	Dec	Thru Oct	% Change	Total
Civil	Administrative Law	2017	-	-	-	1	-	-	-	-	-	-	-	1	0.0%	1
		2016	1	-	-	-	-	-	-	-	-	-	1	1	↔	2
	Contested Divorce	2017	9	17	26	18	1	10	6	17	9	12	-	125	21.4%	125
		2016	9	17	14	8	16	10	6	5	10	8	11	103	▲	117
	Domestic and Family - Level 1	2017	-	4	-	1	3	9	13	4	-	-	-	34	-52.1%	34
		2016	4	8	3	11	2	11	4	4	14	10	9	71	▼	80
	Domestic and Family - Level 2	2017	5	-	6	3	-	1	2	-	-	2	-	19	0.0%	19
		2016	2	2	1	3	2	4	1	-	2	2	3	19	↔	26
	General Civil - Level 1	2017	2	-	-	-	1	-	-	-	-	1	-	4	300.0%	4
		2016	1	-	-	-	-	-	-	-	-	-	1	1	▲	2
	General Civil - Level 2	2017	-	3	2	-	4	1	4	1	2	-	-	18	12.5%	18
		2016	1	2	2	1	1	3	-	2	4	-	4	16	▲	22
	General Civil - Level 3	2017	2	-	-	1	-	9	1	1	-	1	-	15	-21.1%	15
		2016	-	3	2	3	4	3	2	-	1	2	-	19	▼	21
Criminal	Probates/Wills & Trusts - Level 1	2017	-	-	-	-	-	-	-	-	-	-	-	0	-100.0%	0
		2016	-	-	1	-	-	-	1	-	-	-	-	2	▼	2
	Probates/Wills & Trusts - Level 2	2017	-	-	-	1	-	-	1	-	-	-	-	2	-77.8%	2
		2016	-	-	1	2	1	1	-	1	-	3	-	9	▼	9
	Uncontested Divorce	2017	19	35	38	23	25	18	20	21	15	-	-	229	-2.6%	229
		2016	25	35	24	14	17	31	24	26	21	30	17	235	▼	282
	Felonies and Related Matters	2017	59	38	47	28	67	35	25	77	37	53	-	466	2.2%	466
		2016	41	26	54	56	67	58	43	39	29	25	71	456	▲	552
	Misdemeanor	2017	11	9	25	12	12	14	12	16	14	18	-	143	24.3%	143
		2016	9	12	21	7	14	20	5	11	3	13	14	115	▲	138
	Other Criminally Related Matters	2017	3	3	-	-	-	1	-	2	-	-	-	9	-30.8%	9
		2016	-	-	-	-	12	-	1	-	-	-	16	13	▼	29
	Miscellaneous	2017	27	35	39	27	29	34	30	47	23	28	-	319	-0.3%	319
		2016	36	34	42	33	27	31	30	28	24	35	31	320	▼	372
Other	2017	33	77	35	35	21	30	22	38	46	28	-	-	365	2.0%	365
	2016	23	68	39	41	24	26	38	32	38	29	21	23	358	▲	402

January 2016 -- October 2017 Filings

Dashboard

Court: Clarke Circuit

Start/End Date: Jan-16 / Oct-17

2016 Average Month: 63

Jan-Oct 2016: 626

Filings Trending: ▼

Circuit/Court ID: 26

226043

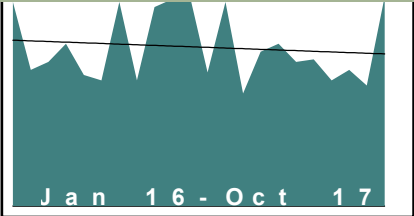
Type of Case: Filings

2017 Average Month:58

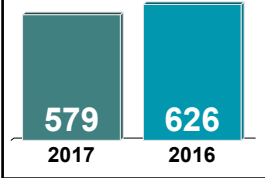
Jan-Oct 2017 : 579

Overall AVG. Month: 61

Monthly Filings Summary



Jan --- Oct Filings



Filings by Division																
		Jan	Feb	Mar	Apr	May	Jun	Jul	Aug	Sep	Oct	Nov	Dec	Thru Oct	% Change	Total
Total	2017	78	43	59	62	55	56	48	52	46	80	-	-	579	-7.5%	579
	2016	78	52	55	62	50	48	78	48	76	79	80	51	626	▼	757
Civil	2017	15	5	10	10	8	6	6	9	6	5	-	-	80	-11.1%	80
	2016	5	5	7	6	11	7	13	15	10	11	21	12	90	▼	123
Criminal	2017	30	7	16	25	27	15	6	9	15	35	-	-	185	-24.2%	185
	2016	45	16	23	29	18	12	35	11	21	34	18	20	244	▼	282
Miscellaneous	2017	33	31	33	26	20	35	36	34	25	39	-	-	312	7.2%	312
	2016	28	31	25	27	21	29	30	21	45	34	41	19	291	▲	351
Other	2017	-	-	-	1	-	-	-	-	-	1	-	-	2	100.0%	2
	2016	-	-	-	-	-	-	-	1	-	-	-	-	1	▲	1

Filings by Division & Case Category																
		Jan	Feb	Mar	Apr	May	Jun	Jul	Aug	Sep	Oct	Nov	Dec	Thru Oct	% Change	Total
Civil	Administrative Law	2017	-	-	-	-	-	-	-	-	-	-	-	0	-100.0%	0
		2016	-	-	-	-	-	1	-	-	-	-	-	1	▼	1
	Contested Divorce	2017	1	-	3	-	2	2	-	1	1	-	-	10	-28.6%	10
		2016	1	1	2	-	1	2	3	1	3	1	2	14	▼	17
	Domestic and Family - Level 1	2017	-	1	2	1	-	1	2	-	1	-	-	8	33.3%	8
		2016	1	-	-	1	-	1	1	1	1	2	-	6	▲	8
	Domestic and Family - Level 2	2017	-	-	1	-	2	-	-	-	-	-	-	3	-40.0%	3
		2016	-	-	1	1	-	-	-	3	-	1	-	5	▼	6
	General Civil - Level 1	2017	-	-	-	-	-	-	-	-	-	-	-	0	-100.0%	0
		2016	-	-	-	-	-	-	-	-	1	-	-	1	▼	1
	General Civil - Level 2	2017	3	-	1	2	-	1	3	3	1	-	-	14	27.3%	14
		2016	1	-	1	1	1	2	1	2	2	3	2	11	▲	16
	General Civil - Level 3	2017	8	4	2	4	-	1	1	1	1	-	-	22	-8.3%	22
		2016	1	-	1	2	6	4	1	2	1	10	6	24	▼	40
Criminal	Probates/Wills & Trusts - Level 1	2017	-	-	-	-	-	-	1	-	-	-	-	1	1	1
		2016	-	-	-	-	-	-	-	-	-	-	-	0	↔	0
	Probates/Wills & Trusts - Level 2	2017	1	-	-	1	1	1	1	-	-	-	-	5	25.0%	5
		2016	-	-	-	-	-	-	3	1	-	-	-	4	▲	4
	Protective Orders	2017	-	-	-	-	-	-	-	-	-	-	-	0	-100.0%	0
		2016	-	-	-	-	-	1	-	-	-	-	-	1	▼	1
	Uncontested Divorce	2017	2	-	1	2	3	1	3	3	1	-	-	17	-26.1%	17
		2016	1	4	2	1	4	1	6	-	3	4	2	23	▼	29
	Felonies and Related Matters	2017	18	2	7	18	21	10	2	6	8	14	-	106	-44.2%	106
		2016	33	12	18	26	13	11	29	6	11	31	10	190	▼	215
Miscellaneous	Misdemeanor	2017	8	4	9	6	5	5	4	2	6	21	-	70	52.2%	70
		2016	10	4	3	3	5	1	5	5	9	1	6	46	▲	57
	Other Criminally Related Matters	2017	4	1	-	1	1	-	-	1	1	-	-	9	12.5%	9
		2016	2	-	2	-	-	1	-	1	2	2	-	8	▲	10
Other	Miscellaneous	2017	33	31	33	26	20	35	36	34	25	39	-	312	7.2%	312
		2016	28	31	25	27	21	29	30	21	45	34	41	291	▲	351
	Other	2017	-	-	-	1	-	-	-	-	-	1	-	2	100.0%	2
		2016	-	-	-	-	-	-	1	-	-	-	-	1	▲	1

January 2016 -- October 2017 Filings

Dashboard

Court: Frederick Circuit

Circuit/Court ID: 26

Start/End Date: Jan-16 / Oct-17

226069

2016 Average Month: 389

Type of Case: Filings

Jan-Oct 2016: 3,964

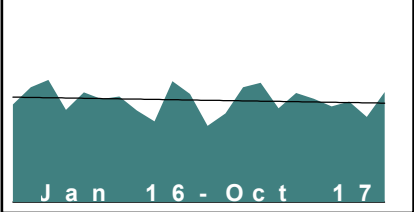
2017 Average Month:390

Filings Trending: ⇌

Jan-Oct 2017 : 3,896

Overall AVG. Month: 389

Monthly Filings Summary



Jan --- Oct Filings

3,896

3,964

2017

2016

Filings by Division																
		Jan	Feb	Mar	Apr	May	Jun	Jul	Aug	Sep	Oct	Nov	Dec	Thru Oct	% Change	Total
Total	2017	339	438	455	358	417	395	365	384	325	420	-	-	3,896	-1.7%	3,896
	2016	373	438	467	352	419	393	403	349	308	462	413	291	3,964	▼	4,668
Civil	2017	47	49	52	43	55	58	53	35	57	41	-	-	490	2.3%	490
	2016	33	56	59	50	67	42	46	45	38	43	43	44	479	▲	566
Criminal	2017	115	184	230	126	218	190	156	157	115	196	-	-	1,687	-5.8%	1,687
	2016	168	162	185	170	226	197	171	161	112	239	212	109	1,791	▼	2,112
Miscellaneous	2017	177	205	171	189	144	147	156	192	153	183	-	-	1,717	1.4%	1,717
	2016	172	220	223	132	126	154	186	143	158	180	158	136	1,694	▲	1,988
Other	2017	-	-	2	-	-	-	-	-	-	-	-	-	2	2	2
	2016	-	-	-	-	-	-	-	-	-	-	-	2	0	⇌	2

Filings by Division & Case Category																
		Jan	Feb	Mar	Apr	May	Jun	Jul	Aug	Sep	Oct	Nov	Dec	Thru Oct	% Change	Total
Civil	Administrative Law	2017	-	-	-	-	1	-	-	-	-	-	-	1	-83.3%	1
		2016	-	-	-	-	1	1	-	2	2	-	-	6	▼	6
	Contested Divorce	2017	3	7	10	7	12	8	9	11	8	-	-	83	0.0%	83
		2016	7	7	8	13	12	7	8	5	7	5	6	83	⇌	94
	Domestic and Family - Level 1	2017	4	5	6	6	5	3	2	4	6	-	-	46	-6.1%	46
		2016	-	5	3	4	6	7	6	6	4	3	4	49	▼	56
	Domestic and Family - Level 2	2017	2	3	4	2	3	2	4	7	1	-	-	33	57.1%	33
		2016	2	-	4	4	3	2	-	-	3	5	1	21	▲	27
	General Civil - Level 1	2017	-	-	-	-	-	-	-	2	-	-	-	2	-60.0%	2
		2016	-	1	1	-	2	-	-	1	-	-	1	5	▼	6
	General Civil - Level 2	2017	13	3	12	9	10	14	3	12	4	-	-	92	39.4%	92
		2016	4	11	11	4	7	5	3	9	7	6	11	66	▲	83
	General Civil - Level 3	2017	-	1	2	3	1	2	3	2	1	-	-	17	-50.0%	17
		2016	1	10	1	1	6	3	4	2	4	2	3	34	▼	39
Criminal	Probates/Wills & Trusts - Level 1	2017	1	1	-	-	-	-	-	-	-	-	-	2	2	2
		2016	-	-	-	-	-	-	-	-	-	-	-	0	⇌	0
	Probates/Wills & Trusts - Level 2	2017	2	3	2	4	3	1	4	3	1	-	-	31	82.4%	31
		2016	2	1	2	2	4	1	1	2	1	3	4	17	▲	24
	Uncontested Divorce	2017	22	26	16	12	21	25	11	18	13	-	-	183	-7.6%	183
		2016	17	21	29	22	27	16	22	10	17	19	14	198	▼	231
	Capital Murder	2017	-	1	-	-	-	-	-	-	-	-	-	1	-75.0%	1
		2016	-	-	4	-	-	-	-	-	-	-	-	4	▼	4
	Felonies and Related Matters	2017	96	153	194	98	159	160	125	104	80	159	-	1,328	-8.7%	1,328
		2016	136	132	139	130	188	161	143	143	88	194	153	1,454	▼	1,687
Miscellaneous	Misdemeanor	2017	17	28	32	18	54	25	27	42	30	-	-	308	6.6%	308
		2016	28	27	32	34	36	33	28	15	20	47	27	289	▲	363
	Other Criminally Related Matters	2017	2	2	4	10	5	5	4	11	5	-	-	50	13.6%	50
		2016	4	3	10	6	2	3	-	3	4	12	2	44	▲	58
Other	Miscellaneous	2017	177	205	171	189	144	147	156	192	153	-	-	1,717	1.4%	1,717
		2016	172	220	223	132	126	154	186	143	158	158	136	1,694	▲	1,988
Other	Other	2017	-	-	2	-	-	-	-	-	-	-	-	2	2	2
		2016	-	-	-	-	-	-	-	-	-	-	2	0	⇌	2

January 2016 -- October 2017 Filings

Dashboard

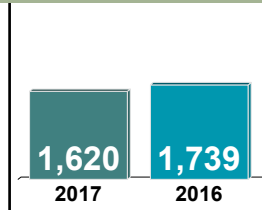
Court: Page Circuit
 Start/End Date: Jan-16 / Oct-17
 2016 Average Month: 169
 Jan-Oct 2016: 1,739
 Filings Trending: ▼

Circuit/Court ID: 26
 226139
 Type of Case: Filings
 2017 Average Month: 162
 Jan-Oct 2017 : 1,620
 Overall AVG. Month: 166

Monthly Filings Summary



Jan --- Oct Filings



Filings by Division

		Jan	Feb	Mar	Apr	May	Jun	Jul	Aug	Sep	Oct	Nov	Dec	Thru Oct	% Change	Total
Total	2017	132	194	176	126	147	166	154	204	174	147	-	-	1,620	-6.8%	1,620
	2016	242	198	173	190	157	101	113	134	275	156	153	130	1,739	▼	2,022
Civil	2017	13	17	24	13	14	19	13	14	14	20	-	-	161	3.9%	161
	2016	10	19	18	4	24	17	20	15	14	14	12	12	155	▲	179
Criminal	2017	76	121	87	84	93	96	101	129	115	83	-	-	985	-8.5%	985
	2016	161	106	94	147	97	48	51	78	212	83	80	69	1,077	▼	1,226
Miscellaneous	2017	40	51	64	29	40	51	38	61	43	44	-	-	461	-5.9%	461
	2016	71	71	57	34	35	36	41	40	49	56	60	49	490	▼	599
Other	2017	3	5	1	-	-	-	2	-	2	-	-	-	13	-23.5%	13
	2016	-	2	4	5	1	-	1	1	-	3	1	-	17	▼	18

Filings by Division & Case Category

		Jan	Feb	Mar	Apr	May	Jun	Jul	Aug	Sep	Oct	Nov	Dec	Thru Oct	% Change	Total
Civil	Contested Divorce	2017	4	3	4	3	2	2	4	1	4	-	-	28	-3.4%	28
		2016	-	5	5	2	3	2	5	4	2	-	2	29	▼	31
	Domestic and Family - Level 1	2017	-	-	-	-	2	1	-	3	2	-	-	9	0.0%	9
		2016	3	-	-	-	1	3	1	-	1	1	-	9	↔	10
	Domestic and Family - Level 2	2017	1	1	1	1	1	2	1	-	3	-	-	13	62.5%	13
		2016	-	-	-	-	-	1	4	-	2	2	1	8	▲	11
	General Civil - Level 1	2017	-	-	-	-	-	1	-	-	-	-	-	1	1	1
		2016	-	-	-	-	-	-	-	-	-	-	-	0	↔	0
	General Civil - Level 2	2017	2	1	4	4	2	3	1	1	5	3	-	26	4.0%	26
		2016	1	3	4	-	5	3	3	2	4	-	1	25	▲	28
	General Civil - Level 3	2017	1	-	4	-	1	3	2	2	3	-	-	19	5.6%	19
		2016	1	-	5	-	3	1	2	1	1	4	3	18	▲	25
	Probates/Wills & Trusts - Level 1	2017	-	1	1	-	-	-	-	-	-	-	-	2	0.0%	2
		2016	-	-	-	-	1	-	-	1	-	1	-	2	↔	3
Criminal	Probates/Wills & Trusts - Level 2	2017	1	1	1	-	1	-	-	-	4	-	-	8	60.0%	8
		2016	1	-	-	1	1	-	1	-	1	-	1	5	▲	6
	Protective Orders	2017	-	-	1	-	-	-	-	-	1	-	-	2	2	2
		2016	-	-	-	-	-	-	-	-	-	-	-	0	↔	0
	Uncontested Divorce	2017	4	10	8	5	5	7	4	6	3	1	-	53	-10.2%	53
		2016	4	11	4	1	10	7	5	7	4	6	4	59	▼	65
	Capital Murder	2017	-	-	-	-	-	-	-	-	-	-	-	0	-100.0%	0
		2016	-	-	-	-	-	-	4	-	-	-	-	4	▼	4
	Felonies and Related Matters	2017	55	75	55	46	69	83	73	94	92	55	-	697	-11.7%	697
		2016	76	97	79	118	68	33	38	56	165	59	51	789	▼	891
Miscellaneous	Misdemeanor	2017	21	42	29	38	22	11	25	33	23	20	-	264	31.3%	264
		2016	29	8	15	26	27	5	13	18	40	20	29	201	▲	237
	Other Criminally Related Matters	2017	-	4	3	-	2	2	3	2	-	8	-	24	-71.1%	24
		2016	56	1	-	3	2	10	-	-	7	4	-	83	▼	94
Other	Miscellaneous	2017	40	51	64	29	40	51	38	61	43	44	-	461	-5.9%	461
		2016	71	71	57	34	35	36	41	40	49	56	60	490	▼	599
Other	Other	2017	3	5	1	-	-	-	2	-	2	-	-	13	-23.5%	13
		2016	-	2	4	5	1	-	1	1	-	3	1	17	▼	18

January 2016 -- October 2017 Filings

Dashboard

Court: Rockingham Circuit

Circuit/Court ID: 26

Start/End Date: Jan-16 / Oct-17

226165

2016 Average Month: 578

Type of Case: Filings

Jan-Oct 2016: 5,800

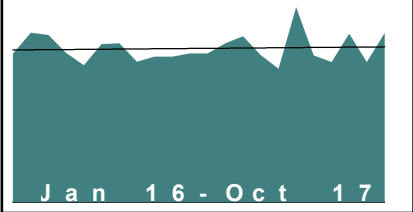
2017 Average Month:597

Filings Trending: ▲

Jan-Oct 2017 : 5,973

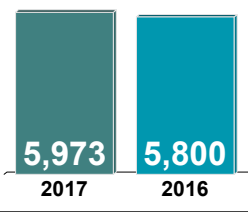
Overall AVG. Month: 587

Monthly Filings Summary



Jan 16 - Oct 17

Jan --- Oct Filings



5,973 5,800

2017 2016

Filings by Division																
		Jan	Feb	Mar	Apr	May	Jun	Jul	Aug	Sep	Oct	Nov	Dec	Thru Oct	% Change	Total
Total	2017	606	633	562	509	744	560	535	643	535	646	-	-	5,973	3.0%	5,973
	2016	566	647	638	570	523	603	606	536	556	555	568	568	5,800	▲	6,936
Civil	2017	101	106	91	73	125	86	70	87	101	107	-	-	947	1.5%	947
	2016	73	74	89	90	83	128	79	109	118	90	88	126	933	▲	1,147
Criminal	2017	237	217	203	204	346	228	256	302	207	260	-	-	2,460	4.8%	2,460
	2016	186	247	271	256	250	235	295	186	210	212	248	217	2,348	▲	2,813
Miscellaneous	2017	181	241	215	180	175	160	135	175	167	206	-	-	1,835	-1.9%	1,835
	2016	239	256	219	158	125	175	156	177	167	198	166	165	1,870	▼	2,201
Other	2017	87	69	53	52	98	86	74	79	60	73	-	-	731	12.6%	731
	2016	68	70	59	66	65	65	76	64	61	55	66	60	649	▲	775

Filings by Division & Case Category																
		Jan	Feb	Mar	Apr	May	Jun	Jul	Aug	Sep	Oct	Nov	Dec	Thru Oct	% Change	Total
Civil	Administrative Law	2017	-	1	-	1	1	-	-	1	-	-	-	5	-16.7%	5
		2016	-	1	1	1	-	-	1	2	-	-	-	6	▼	6
	Contested Divorce	2017	14	18	9	12	14	7	15	14	17	-	-	132	-14.8%	132
		2016	9	11	15	14	14	13	17	32	13	16	17	155	▼	188
	Domestic and Family - Level 1	2017	11	6	7	6	50	17	11	14	13	27	-	162	51.4%	162
		2016	8	7	5	3	9	45	9	2	10	9	7	107	▲	123
	Domestic and Family - Level 2	2017	3	10	9	5	5	8	1	3	7	5	-	56	-22.2%	56
		2016	9	4	3	20	4	7	4	6	12	3	4	72	▼	82
	General Civil - Level 1	2017	2	3	4	-	1	1	-	1	-	-	-	13	85.7%	13
		2016	1	-	-	-	1	1	2	1	1	1	-	7	▲	8
	General Civil - Level 2	2017	10	23	22	18	13	14	16	8	9	-	-	141	-15.6%	141
		2016	10	12	17	19	16	13	27	24	15	10	22	167	▼	199
	General Civil - Level 3	2017	8	3	4	4	4	8	12	7	6	-	-	62	8.8%	62
		2016	7	6	7	1	6	5	3	11	4	6	21	57	▲	84
Criminal	Probates/Wills & Trusts - Level 1	2017	-	2	-	-	-	1	-	-	-	-	-	3	-25.0%	3
		2016	-	-	-	1	-	2	1	-	-	1	-	4	▼	5
	Probates/Wills & Trusts - Level 2	2017	-	1	2	2	1	3	-	1	1	5	-	16	-15.8%	16
		2016	1	2	5	2	2	1	-	3	1	2	1	19	▼	20
	Protective Orders	2017	2	2	1	2	1	1	1	1	4	-	-	19	46.2%	19
		2016	-	-	-	2	1	4	1	-	2	4	-	13	▲	17
	Uncontested Divorce	2017	51	37	33	23	35	21	25	30	49	34	-	338	3.7%	338
		2016	28	31	36	27	31	33	32	38	32	38	36	326	▲	415
	Capital Murder	2017	-	-	-	-	-	-	4	-	2	-	-	6	500.0%	6
		2016	-	-	-	1	-	-	-	-	-	-	-	1	▲	1
Criminal	Felonies and Related Matters	2017	188	165	150	170	277	191	213	251	176	192	-	1,973	8.5%	1,973
		2016	150	175	202	204	203	179	232	142	161	171	195	1,819	▲	2,186
	Misdemeanor	2017	45	49	41	30	58	34	35	41	30	55	-	418	-7.5%	418
		2016	27	62	65	45	45	49	55	28	44	32	44	452	▼	538
	Other Criminally Related Matters	2017	4	3	12	4	11	3	8	6	1	11	-	63	-17.1%	63
Criminal		2016	9	10	4	6	2	7	8	16	5	9	3	76	▼	88
	Miscellaneous	2017	181	241	215	180	175	160	135	175	167	206	-	1,835	-1.9%	1,835
Criminal		2016	239	256	219	158	125	175	156	177	167	198	166	1,870	▼	2,201
	Other	2017	87	69	53	52	98	86	74	79	60	73	-	731	12.6%	731
Criminal		2016	68	70	59	66	65	65	76	64	61	55	66	649	▲	775

January 2016 -- October 2017 Filings

Dashboard

Court: Shenandoah Circuit

Circuit/Court ID: 26

Start/End Date: Jan-16 / Oct-17

226171

2016 Average Month: 279

Type of Case: Filings

Jan-Oct 2016: 2,862

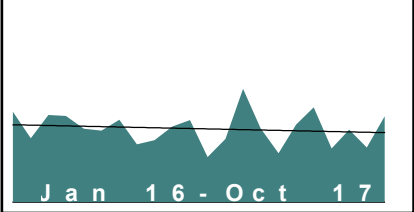
2017 Average Month:282

Filings Trending: ↔

Jan-Oct 2017 : 2,817

Overall AVG. Month: 280

Monthly Filings Summary



Jan --- Oct Filings

2,817

2,862

2017

2016

Filings by Division																
		Jan	Feb	Mar	Apr	May	Jun	Jul	Aug	Sep	Oct	Nov	Dec	Thru Oct	% Change	Total
Total	2017	241	433	281	186	296	362	205	277	208	328	-	-	2,817	-1.6%	2,817
	2016	345	244	332	329	280	273	314	220	236	289	313	172	2,862	▼	3,347
Civil	2017	26	28	21	21	38	34	23	23	17	27	-	-	258	-0.8%	258
	2016	22	17	30	33	18	21	32	33	24	30	21	26	260	▼	307
Criminal	2017	83	259	133	49	124	140	89	125	80	171	-	-	1,253	10.1%	1,253
	2016	126	95	98	177	129	109	129	87	70	118	168	51	1,138	▲	1,357
Miscellaneous	2017	107	107	103	84	81	104	66	100	90	84	-	-	926	-5.8%	926
	2016	117	104	118	82	76	77	96	84	106	123	84	74	983	▼	1,141
Other	2017	25	39	24	32	53	84	27	29	21	46	-	-	380	-21.0%	380
	2016	80	28	86	37	57	66	57	16	36	18	40	21	481	▼	542

Filings by Division & Case Category																	
			Jan	Feb	Mar	Apr	May	Jun	Jul	Aug	Sep	Oct	Nov	Dec	Thru Oct	% Change	Total
Civil	Administrative Law	2017	-	-	-	-	-	1	-	1	-	1	-	-	3	3	3
		2016	-	-	-	-	-	-	-	-	-	-	-	-	0	↔	0
	Contested Divorce	2017	4	5	-	2	6	4	3	6	3	2	-	-	35	-23.9%	35
		2016	7	5	-	8	6	2	7	3	5	3	3	3	46	▼	52
	Domestic and Family - Level 1	2017	3	6	1	2	10	5	1	4	2	6	-	-	40	17.6%	40
		2016	6	-	6	6	1	-	-	6	1	8	3	1	34	▲	38
	Domestic and Family - Level 2	2017	-	-	1	1	3	1	-	-	-	1	-	-	7	-50.0%	7
		2016	-	3	2	4	-	3	-	-	2	-	2	2	14	▼	18
	General Civil - Level 1	2017	-	1	-	-	-	-	-	-	1	-	-	-	2	-60.0%	2
		2016	-	-	1	-	1	-	-	-	2	1	1	1	5	▼	7
	General Civil - Level 2	2017	6	4	2	3	6	8	6	2	4	2	-	-	43	-8.5%	43
		2016	2	1	9	2	1	6	11	4	7	4	8	4	47	▼	59
	General Civil - Level 3	2017	3	1	-	1	1	4	2	4	2	1	-	-	19	5.6%	19
		2016	2	-	1	1	-	1	2	5	-	6	1	1	18	▲	20
Probates/Wills & Trusts - Level 1	2017	-	-	-	-	-	-	-	-	-	-	-	-	0	-100.0%	0	
	2016	1	1	1	-	-	-	-	-	-	-	-	-	3	▼	3	
Probates/Wills & Trusts - Level 2	2017	1	-	-	3	1	2	-	1	-	1	-	-	9	-18.2%	9	
	2016	1	1	1	3	1	-	-	2	1	1	-	4	11	▼	15	
Uncontested Divorce	2017	9	11	17	9	11	9	11	5	5	13	-	-	100	22.0%	100	
	2016	3	6	9	9	8	9	12	13	6	7	3	10	82	▲	95	
Criminal	Capital Murder	2017	-	-	-	-	-	-	-	-	-	-	-	-	0	0	0
		2016	-	-	-	-	-	-	-	-	-	-	1	-	0	↔	1
	Felonies and Related Matters	2017	52	227	74	23	76	79	59	86	45	97	-	-	818	-1.8%	818
		2016	99	71	74	156	87	67	108	49	44	78	130	28	833	▼	991
	Misdemeanor	2017	28	30	55	21	43	34	22	35	22	56	-	-	346	24.0%	346
		2016	27	23	18	17	42	41	18	37	22	34	34	23	279	▲	336
	Other Criminally Related Matters	2017	3	2	4	5	5	27	8	4	13	18	-	-	89	242.3%	89
		2016	-	1	6	4	-	1	3	1	4	6	3	-	26	▲	29
	Miscellaneous	2017	107	107	103	84	81	104	66	100	90	84	-	-	926	-5.8%	926
		2016	117	104	118	82	76	77	96	84	106	123	84	74	983	▼	1,141
Other	2017	25	39	24	32	53	84	27	29	21	46	-	-	380	-21.0%	380	
	2016	80	28	86	37	57	66	57	16	36	18	40	21	481	▼	542	

January 2016 -- October 2017 Filings

Dashboard

Court: Warren Circuit

Circuit/Court ID: 26

Start/End Date: Jan-16 / Oct-17

226187

2016 Average Month: 277

Type of Case: Filings

Jan-Oct 2016: 2,766


2017 Average Month:283

Filings Trending: ↔

Jan-Oct 2017 : 2,827

Overall AVG. Month: 280

Monthly Filings Summary



Jan --- Oct Filings

2,827

2,766

2017

2016

Filings by Division																
		Jan	Feb	Mar	Apr	May	Jun	Jul	Aug	Sep	Oct	Nov	Dec	Thru Oct	% Change	Total
Total	2017	309	294	396	245	239	324	245	309	244	222	-	-	2,827	2.2%	2,827
	2016	248	271	354	265	225	304	282	269	283	265	285	277	2,766	▲	3,328
Civil	2017	44	48	66	46	30	60	46	46	52	36	-	-	474	-2.5%	474
	2016	27	76	39	48	40	65	42	47	56	46	52	41	486	▼	579
Criminal	2017	123	61	157	77	58	67	71	119	67	73	-	-	873	-9.3%	873
	2016	60	48	160	77	94	109	130	113	108	63	101	101	962	▼	1,164
Miscellaneous	2017	90	108	106	66	95	89	88	95	85	99	-	-	921	-2.3%	921
	2016	110	107	118	86	66	93	84	76	87	116	101	101	943	▼	1,145
Other	2017	52	77	67	56	56	108	40	49	40	14	-	-	559	49.1%	559
	2016	51	40	37	54	25	37	26	33	32	40	31	34	375	▲	440

Filings by Division & Case Category																
		Jan	Feb	Mar	Apr	May	Jun	Jul	Aug	Sep	Oct	Nov	Dec	Thru Oct	% Change	Total
Civil	Administrative Law	2017	-	-	-	-	-	-	-	-	-	-	-	0	-100.0%	0
		2016	-	-	-	-	-	-	1	-	-	1	-	1	▼	2
	Contested Divorce	2017	8	9	10	13	11	12	12	10	8	-	-	96	-8.6%	96
		2016	9	13	8	10	8	12	9	10	11	11	9	105	▼	125
	Domestic and Family - Level 1	2017	3	13	10	6	-	7	4	6	4	-	-	53	3.9%	53
		2016	-	21	2	3	1	6	2	6	3	17	5	51	▲	73
	Domestic and Family - Level 2	2017	1	2	2	1	3	6	1	1	-	-	-	20	53.8%	20
		2016	-	1	-	-	5	-	3	2	1	-	1	13	▲	14
	General Civil - Level 1	2017	2	-	1	-	-	1	-	1	-	-	-	5	66.7%	5
		2016	-	1	-	-	-	-	1	1	-	-	-	3	▲	3
	General Civil - Level 2	2017	3	3	9	5	2	7	3	6	3	-	-	50	-26.5%	50
		2016	2	15	5	8	7	12	4	3	7	5	7	68	▼	79
	General Civil - Level 3	2017	2	3	4	3	5	3	4	7	5	-	-	40	66.7%	40
		2016	2	6	2	2	5	1	4	-	-	1	1	24	▲	26
Criminal	Probates/Wills & Trusts - Level 1	2017	-	-	1	-	-	-	-	-	-	-	-	1	1	1
		2016	-	-	-	-	-	-	-	-	-	-	-	0	↔	0
	Probates/Wills & Trusts - Level 2	2017	3	-	2	2	-	1	3	-	1	-	-	12	100.0%	12
		2016	-	-	-	1	1	1	1	1	1	1	1	6	▲	8
	Protective Orders	2017	-	-	-	-	-	-	-	-	1	-	-	1	-85.7%	1
		2016	-	1	2	-	1	1	1	1	-	-	-	7	▼	7
	Uncontested Divorce	2017	22	18	27	16	9	30	17	22	21	-	-	196	-5.8%	196
		2016	14	18	20	24	15	28	20	21	21	14	20	208	▼	242
	Felonies and Related Matters	2017	100	50	129	58	46	47	75	50	47	-	-	661	-5.6%	661
		2016	42	37	120	57	75	78	74	74	46	88	79	700	▼	867
Miscellaneous	Misdemeanor	2017	22	8	26	17	7	10	36	15	20	-	-	171	-13.2%	171
		2016	16	8	34	18	13	22	24	26	15	13	16	197	▼	226
	Other Criminally Related Matters	2017	1	3	2	2	5	10	8	2	6	-	-	41	-36.9%	41
		2016	2	3	6	2	6	9	12	8	2	-	6	65	▼	71
Other	Miscellaneous	2017	90	108	106	66	95	89	88	95	85	-	-	921	-2.3%	921
		2016	110	107	118	86	66	93	84	76	87	101	101	943	▼	1,145
Other	Other	2017	52	77	67	56	56	108	40	49	40	-	-	559	49.1%	559
		2016	51	40	37	54	25	37	26	33	32	31	34	375	▲	440

January 2016 -- October 2017 Filings

Dashboard

Court: Winchester Circuit

Circuit/Court ID: 26

Start/End Date: Jan-16 / Oct-17

226840

2016 Average Month: 188

Type of Case: Filings

Jan-Oct 2016: 1,934

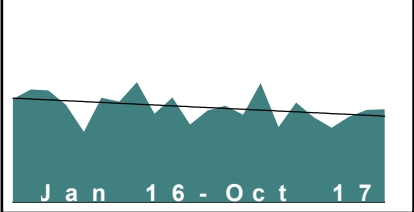
2017 Average Month:173

Filings Trending: ▼

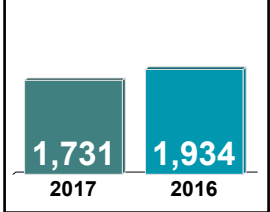
Jan-Oct 2017 : 1,731

Overall AVG. Month: 181

Monthly Filings Summary



Jan --- Oct Filings



Filings by Division																
		Jan	Feb	Mar	Apr	May	Jun	Jul	Aug	Sep	Oct	Nov	Dec	Thru Oct	% Change	Total
Total	2017	184	167	227	143	190	162	142	163	176	177	-	-	1,731	-10.5%	1,731
	2016	197	215	213	186	134	199	192	229	169	200	148	175	1,934	▼	2,257
Civil	2017	32	28	34	14	23	23	16	22	20	35	-	-	247	-2.8%	247
	2016	11	22	33	22	19	33	28	28	27	31	22	19	254	▼	295
Criminal	2017	105	101	150	94	124	95	82	106	121	93	-	-	1,071	-19.2%	1,071
	2016	144	158	149	136	91	132	128	164	101	123	92	120	1,326	▼	1,538
Miscellaneous	2017	44	35	41	33	42	43	42	35	33	49	-	-	397	15.4%	397
	2016	40	35	29	28	24	34	35	36	39	44	33	32	344	▲	409
Other	2017	3	3	2	2	1	1	2	-	2	-	-	-	16	60.0%	16
	2016	2	-	2	-	-	-	1	1	2	2	1	4	10	▲	15

Filings by Division & Case Category																
		Jan	Feb	Mar	Apr	May	Jun	Jul	Aug	Sep	Oct	Nov	Dec	Thru Oct	% Change	Total
Civil	Administrative Law	2017	1	-	-	-	-	-	2	-	-	-	-	3	-57.1%	3
		2016	1	-	2	-	-	1	-	1	2	-	-	7	▼	7
	Contested Divorce	2017	5	3	3	1	4	3	2	3	5	-	-	32	45.5%	32
		2016	3	3	4	-	4	3	-	3	2	4	2	22	▲	28
	Domestic and Family - Level 1	2017	7	9	10	3	2	6	5	4	4	-	-	52	-10.3%	52
		2016	1	1	11	8	4	8	13	3	3	5	1	58	▼	64
	Domestic and Family - Level 2	2017	1	-	-	-	3	1	1	2	2	-	-	10	-44.4%	10
		2016	-	-	5	3	-	3	4	2	1	2	2	18	▼	22
	General Civil - Level 1	2017	3	1	1	2	1	2	1	1	1	-	-	14	55.6%	14
		2016	-	1	-	-	-	1	-	2	3	-	1	9	▲	10
	General Civil - Level 2	2017	6	4	8	4	5	4	2	3	6	-	-	51	0.0%	51
		2016	3	4	4	4	8	7	6	4	7	3	7	51	↔	61
Criminal	General Civil - Level 3	2017	1	2	2	1	-	-	-	2	6	-	-	14	-6.7%	14
		2016	1	3	2	-	1	1	-	1	5	2	2	15	▼	19
	Probates/Wills & Trusts - Level 2	2017	-	3	-	-	1	1	2	-	1	-	-	8	0.0%	8
		2016	-	2	1	1	-	1	1	-	2	-	-	8	↔	8
	Uncontested Divorce	2017	8	6	10	3	7	6	3	9	8	-	-	63	-4.5%	63
		2016	2	8	4	6	2	10	6	11	6	6	4	66	▼	76
	Felonies and Related Matters	2017	77	69	116	63	95	75	67	86	89	-	-	812	-21.7%	812
		2016	102	130	109	114	79	102	86	137	79	76	81	1,037	▼	1,194
	Misdemeanor	2017	26	30	31	30	27	17	15	19	27	-	-	240	-9.8%	240
		2016	41	25	38	21	10	28	41	22	18	16	35	266	▼	317
	Other Criminally Related Matters	2017	2	2	3	1	2	3	-	1	5	-	-	19	-17.4%	19
		2016	1	3	2	1	2	2	1	5	4	-	4	23	▼	27
Miscellaneous		2017	44	35	41	33	42	43	42	35	33	-	-	397	15.4%	397
		2016	40	35	29	28	24	34	35	36	39	33	32	344	▲	409
Other		2017	3	3	2	2	1	1	2	-	2	-	-	16	60.0%	16
		2016	2	-	2	-	-	-	1	1	2	1	4	10	▲	15

January 2016 -- October 2017 Filings

Dashboard

Court: Bland Circuit

Start/End Date: Jan-16 / Oct-17

2016 Average Month: 41

Jan-Oct 2016: 421

Filings Trending: ▼

Circuit/Court ID: 27

227021

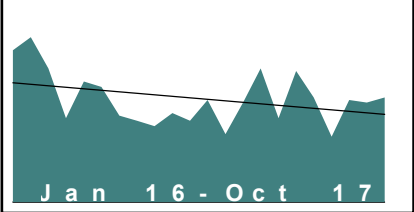
Type of Case: Filings

2017 Average Month:38

Jan-Oct 2017 : 379

Overall AVG. Month: 40

Monthly Filings Summary



Jan --- Oct Filings

379

421

2017

2016

Filings by Division																
		Jan	Feb	Mar	Apr	May	Jun	Jul	Aug	Sep	Oct	Nov	Dec	Thru Oct	% Change	Total
Total	2017	26	38	51	32	50	40	25	39	38	40	-	-	379	-10.0%	379
	2016	58	63	51	32	46	44	33	31	29	34	31	39	421	▼	491
Civil	2017	5	5	9	5	7	7	2	3	4	13	-	-	60	17.6%	60
	2016	4	8	5	2	5	7	8	3	3	6	2	7	51	▲	60
Criminal	2017	7	7	19	8	17	5	2	15	11	10	-	-	101	-15.1%	101
	2016	10	15	13	4	31	18	8	11	8	1	13	16	119	▼	148
Miscellaneous	2017	13	26	21	19	26	28	21	21	23	17	-	-	215	-13.0%	215
	2016	44	39	33	26	10	17	17	17	18	26	16	15	247	▼	278
Other	2017	1	-	2	-	-	-	-	-	-	-	-	-	3	-25.0%	3
	2016	-	1	-	-	-	2	-	-	-	1	-	1	4	▼	5

Filings by Division & Case Category																
		Jan	Feb	Mar	Apr	May	Jun	Jul	Aug	Sep	Oct	Nov	Dec	Thru Oct	% Change	Total
Civil	Administrative Law	2017	1	-	-	-	-	-	-	-	-	-	-	1	0.0%	1
		2016	-	1	-	-	-	-	-	-	-	-	-	1	↔	1
	Contested Divorce	2017	1	3	1	2	2	1	-	1	-	-	-	11	0.0%	11
		2016	1	4	2	-	-	1	-	1	2	1	1	11	↔	13
	Domestic and Family - Level 1	2017	-	-	2	-	1	-	-	-	8	-	-	11	175.0%	11
		2016	1	-	-	1	-	2	-	-	-	-	-	4	▲	4
	Domestic and Family - Level 2	2017	-	-	-	1	-	-	-	-	-	-	-	1	0.0%	1
		2016	-	-	-	-	-	-	-	-	1	-	-	1	↔	1
	General Civil - Level 1	2017	-	-	-	-	-	-	-	-	-	-	-	0	0	0
		2016	-	-	-	-	-	-	-	-	-	1	-	0	↔	1
	General Civil - Level 2	2017	1	1	3	2	1	3	1	1	1	-	-	15	50.0%	15
		2016	1	1	-	-	2	2	3	1	-	-	2	10	▲	12
Criminal	General Civil - Level 3	2017	-	-	1	-	-	-	1	-	-	-	-	2	-33.3%	2
		2016	-	1	-	-	1	1	-	-	-	-	1	3	▼	4
	Probates/Wills & Trusts - Level 2	2017	-	-	1	-	-	-	-	-	-	-	-	1	1	1
		2016	-	-	-	-	-	-	-	-	-	-	-	0	↔	0
	Uncontested Divorce	2017	2	1	1	-	3	3	1	1	2	4	-	18	-14.3%	18
		2016	1	1	3	1	2	5	1	3	1	3	3	21	▼	24
	Felonies and Related Matters	2017	6	6	19	6	17	3	2	13	7	10	-	89	-14.4%	89
		2016	10	15	12	4	29	17	5	5	1	10	15	104	▼	129
	Misdemeanor	2017	1	-	-	1	-	2	-	2	1	-	-	7	-30.0%	7
		2016	-	-	1	-	2	1	3	2	1	3	1	10	▼	14
	Other Criminally Related Matters	2017	-	1	-	1	-	-	-	3	-	-	-	5	0.0%	5
		2016	-	-	-	-	-	-	3	2	-	-	-	5	↔	5
Miscellaneous		2017	13	26	21	19	26	28	21	21	23	17	-	215	-13.0%	215
		2016	44	39	33	26	10	17	17	17	18	26	16	247	▼	278
Other		2017	1	-	2	-	-	-	-	-	-	-	-	3	-25.0%	3
		2016	-	1	-	-	-	2	-	-	-	1	-	4	▼	5

January 2016 -- October 2017 Filings

Dashboard

Court: Carroll Circuit

Circuit/Court ID: 27

Start/End Date: Jan-16 / Oct-17

227035

2016 Average Month: 253

Type of Case: Filings

Jan-Oct 2016: 2,589

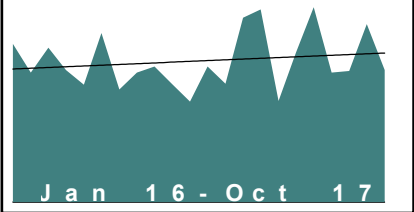
2017 Average Month:289

Filings Trending: ▲

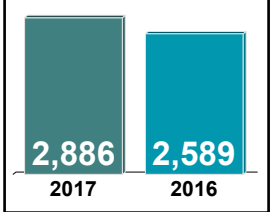
Jan-Oct 2017 : 2,886

Overall AVG. Month: 269

Monthly Filings Summary



Jan --- Oct Filings



Filings by Division																
		Jan	Feb	Mar	Apr	May	Jun	Jul	Aug	Sep	Oct	Nov	Dec	Thru Oct	% Change	Total
Total	2017	226	352	368	193	286	372	247	250	340	252	-	-	2,886	11.5%	2,886
	2016	302	247	295	252	224	323	215	247	259	225	192	259	2,589	▲	3,040
Civil	2017	32	26	50	28	20	41	25	28	38	36	-	-	324	13.3%	324
	2016	18	28	34	26	43	30	19	31	23	34	12	27	286	▲	325
Criminal	2017	86	186	138	71	156	218	111	111	202	96	-	-	1,375	22.2%	1,375
	2016	127	69	119	100	99	197	86	111	115	102	76	144	1,125	▲	1,345
Miscellaneous	2017	95	117	145	87	91	90	94	98	79	99	-	-	995	1.1%	995
	2016	130	120	122	110	68	79	89	83	103	80	86	69	984	▲	1,139
Other	2017	13	23	35	7	19	23	17	13	21	21	-	-	192	-1.0%	192
	2016	27	30	20	16	14	17	21	22	18	9	18	19	194	▼	231

Filings by Division & Case Category																
		Jan	Feb	Mar	Apr	May	Jun	Jul	Aug	Sep	Oct	Nov	Dec	Thru Oct	% Change	Total
Civil	Administrative Law	2017	1	-	-	-	-	1	1	-	2	-	-	5	150.0%	5
		2016	-	-	-	-	1	-	-	-	1	-	-	2	▲	2
	Contested Divorce	2017	4	5	6	2	4	2	5	6	1	-	-	35	9.4%	35
		2016	4	5	2	4	6	2	3	-	4	2	3	32	▲	37
	Domestic and Family - Level 1	2017	13	-	22	11	1	10	1	14	20	-	-	92	39.4%	92
		2016	1	13	3	4	19	3	7	6	10	1	12	66	▲	79
	Domestic and Family - Level 2	2017	2	3	3	1	-	2	5	3	1	-	-	26	52.9%	26
		2016	2	1	2	2	1	3	2	3	-	1	3	17	▲	21
	General Civil - Level 1	2017	-	-	-	-	1	-	-	-	1	-	-	2	-60.0%	2
		2016	-	-	-	1	1	-	-	2	-	-	-	5	▼	5
	General Civil - Level 2	2017	1	4	6	5	6	7	4	2	-	-	-	41	5.1%	41
		2016	3	-	8	3	3	6	2	5	5	2	2	39	▲	43
Criminal	General Civil - Level 3	2017	3	5	1	1	1	8	2	4	-	-	-	27	-10.0%	27
		2016	1	1	4	2	2	6	-	6	3	5	1	30	▼	33
	Probates/Wills & Trusts - Level 2	2017	-	2	-	-	2	6	-	3	-	-	-	15	-25.0%	15
		2016	2	1	2	1	2	5	3	2	-	1	-	20	▼	21
	Uncontested Divorce	2017	8	7	12	8	9	4	8	10	9	-	-	81	8.0%	81
		2016	5	7	13	9	9	9	8	2	9	4	5	75	▲	84
	Capital Murder	2017	-	-	-	-	3	-	-	-	-	-	-	3	3	3
		2016	-	-	-	-	-	-	-	-	-	-	1	0	↔	1
	Felonies and Related Matters	2017	56	170	98	55	120	90	99	187	74	-	-	1,118	26.0%	1,118
		2016	94	57	104	69	74	70	83	87	87	53	106	887	▲	1,046
	Misdemeanor	2017	12	15	15	5	23	33	7	6	12	-	-	141	9.3%	141
		2016	22	7	7	21	9	17	9	10	14	10	16	129	▲	155
Miscellaneous	Other Criminally Related Matters	2017	18	1	25	11	13	13	5	9	10	-	-	113	3.7%	113
		2016	11	5	8	10	16	18	19	18	1	13	21	109	▲	143
Other	Miscellaneous	2017	95	117	145	87	91	90	98	79	99	-	-	995	1.1%	995
		2016	130	120	122	110	68	79	83	103	80	86	69	984	▲	1,139
	Other	2017	13	23	35	7	19	23	13	21	21	-	-	192	-1.0%	192
		2016	27	30	20	16	14	17	22	18	9	18	19	194	▼	231

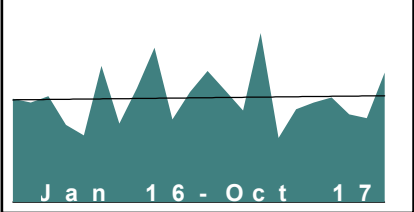
January 2016 -- October 2017 Filings

Dashboard

Court: Floyd Circuit
Start/End Date: Jan-16 / Oct-17
2016 Average Month: 80
Jan-Oct 2016: 778
Filings Trending: ↔

Circuit/Court ID: 27
227063
Type of Case: Filings
2017 Average Month: 79
Jan-Oct 2017 : 790
Overall AVG. Month: 80

Monthly Filings Summary



Jan --- Oct Filings

790

778

2017

2016

Filings by Division																
		Jan	Feb	Mar	Apr	May	Jun	Jul	Aug	Sep	Oct	Nov	Dec	Thru Oct	% Change	Total
Total	2017	85	70	129	49	71	76	80	67	64	99	-	-	790	1.5%	790
	2016	79	76	81	59	51	104	60	87	118	63	84	100	778	▲	962
Civil	2017	13	10	10	8	5	11	10	16	13	9	-	-	105	26.5%	105
	2016	9	4	6	8	11	11	12	7	5	10	10	11	83	▲	104
Criminal	2017	33	14	81	7	33	34	50	12	16	46	-	-	326	21.6%	326
	2016	7	6	28	14	16	52	22	33	79	11	32	58	268	▲	358
Miscellaneous	2017	39	46	38	33	33	31	20	39	33	44	-	-	356	-16.6%	356
	2016	63	66	47	37	24	41	26	47	34	42	42	30	427	▼	499
Other	2017	-	-	-	1	-	-	-	-	2	-	-	-	3	3	3
	2016	-	-	-	-	-	-	-	-	-	-	-	1	0	↔	1

Filings by Division & Case Category																
		Jan	Feb	Mar	Apr	May	Jun	Jul	Aug	Sep	Oct	Nov	Dec	Thru Oct	% Change	Total
Civil	Contested Divorce	2017	-	-	1	1	-	1	2	7	-	-	-	14	40.0%	14
		2016	-	-	2	2	-	-	1	2	1	2	-	10	▲	12
	Domestic and Family - Level 1	2017	4	6	-	-	1	-	1	-	1	-	-	13	8.3%	13
		2016	4	1	-	1	2	-	1	-	3	1	3	12	▲	16
	Domestic and Family - Level 2	2017	1	-	-	1	-	1	1	2	1	-	-	8	100.0%	8
		2016	-	-	-	-	1	1	1	-	-	-	2	4	▲	6
	General Civil - Level 1	2017	-	-	-	-	-	-	-	-	-	-	-	0	-100.0%	0
		2016	-	-	1	-	-	-	-	-	1	1	-	2	▼	3
	General Civil - Level 2	2017	2	1	2	1	1	3	3	2	1	-	-	17	13.3%	17
		2016	1	1	1	1	2	4	2	1	1	2	1	15	▲	18
	General Civil - Level 3	2017	2	-	1	4	-	3	-	1	1	-	-	12	-20.0%	12
		2016	1	1	-	-	4	4	3	-	2	3	2	15	▼	20
Criminal	Probates/Wills & Trusts - Level 2	2017	2	1	1	-	1	1	1	-	-	-	-	8	33.3%	8
		2016	-	1	1	-	-	1	2	-	1	-	-	6	▲	6
	Uncontested Divorce	2017	2	2	5	1	2	2	8	-	7	-	-	33	73.7%	33
		2016	3	-	1	4	1	3	2	2	1	1	3	19	▲	23
	Felonies and Related Matters	2017	22	11	71	2	23	22	39	9	15	42	-	256	39.1%	256
		2016	2	2	26	2	13	39	8	21	69	2	26	184	▲	264
	Misdemeanor	2017	11	-	10	5	10	11	9	3	1	4	-	64	-8.6%	64
		2016	5	2	2	11	3	6	11	11	10	9	6	70	▼	80
	Other Criminally Related Matters	2017	-	3	-	-	-	1	2	-	-	-	-	6	-57.1%	6
		2016	-	2	-	1	-	7	3	1	-	-	-	14	▼	14
Miscellaneous		2017	39	46	38	33	33	31	20	39	33	44	-	356	-16.6%	356
		2016	63	66	47	37	24	41	26	47	34	42	42	427	▼	499
Other		2017	-	-	-	1	-	-	-	2	-	-	-	3	3	3
		2016	-	-	-	-	-	-	-	-	-	-	1	0	↔	1

January 2016 -- October 2017 Filings

Dashboard

Court: Giles Circuit

Circuit/Court ID: 27

Start/End Date: Jan-16 / Oct-17

Circuit/Court ID: 27227071

2016 Average Month: 106

Type of Case: Filings

Jan-Oct 2016: 1,087

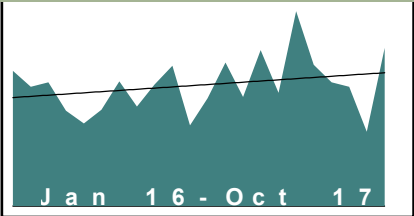
2017 Average Month: 127

Filings Trending: ▲

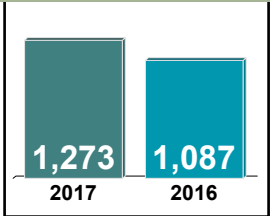
Jan-Oct 2017 : 1,273

Overall AVG. Month: 115

Monthly Filings Summary



Jan --- Oct Filings



Filings by Division																
		Jan	Feb	Mar	Apr	May	Jun	Jul	Aug	Sep	Oct	Nov	Dec	Thru Oct	% Change	Total
Total	2017	137	104	149	108	186	135	118	114	71	151	-	-	1,273	17.1%	1,273
	2016	129	114	118	91	79	92	119	95	116	134	77	103	1,087	▲	1,267
Civil	2017	17	14	18	13	11	15	8	20	13	13	-	-	142	-13.4%	142
	2016	18	18	25	16	11	5	13	15	16	27	14	12	164	▼	190
Criminal	2017	79	35	74	56	134	93	74	60	26	91	-	-	722	50.1%	722
	2016	57	33	38	33	38	48	66	34	58	76	26	67	481	▲	574
Miscellaneous	2017	40	55	57	39	40	27	35	33	32	47	-	-	405	-8.4%	405
	2016	54	63	55	42	30	39	40	46	42	31	37	24	442	▼	503
Other	2017	1	-	-	-	1	-	1	1	-	-	-	-	4	4	4
	2016	-	-	-	-	-	-	-	-	-	-	-	-	0	↔	0

Filings by Division & Case Category																
		Jan	Feb	Mar	Apr	May	Jun	Jul	Aug	Sep	Oct	Nov	Dec	Thru Oct	% Change	Total
Civil	Administrative Law	2017	-	-	1	-	-	1	-	1	-	-	-	3	3	3
		2016	-	-	-	-	-	-	-	-	-	-	-	0	↔	0
	Contested Divorce	2017	1	1	3	3	1	1	2	1	-	-	-	13	8.3%	13
		2016	2	1	2	2	-	1	1	1	-	3	2	12	▲	17
	Domestic and Family - Level 1	2017	8	1	1	5	-	4	1	3	1	2	-	26	-45.8%	26
		2016	-	7	14	4	2	1	2	-	7	11	6	48	▼	54
	Domestic and Family - Level 2	2017	4	5	1	-	-	2	-	2	-	-	-	14	0.0%	14
		2016	7	2	1	1	-	1	-	1	1	2	-	14	↔	16
	General Civil - Level 1	2017	1	-	-	-	-	1	-	2	-	1	-	5	400.0%	5
		2016	-	-	-	-	-	-	-	-	1	-	-	1	▲	1
	General Civil - Level 2	2017	1	2	2	2	4	3	1	4	1	6	-	26	62.5%	26
		2016	-	-	1	2	-	1	1	2	4	5	3	16	▲	19
	General Civil - Level 3	2017	-	1	1	-	1	-	-	3	1	1	-	8	-27.3%	8
		2016	1	-	1	3	1	-	1	-	1	3	-	11	▼	11
Criminal	Probates/Wills & Trusts - Level 1	2017	-	-	-	-	-	1	-	-	-	-	-	1	0.0%	1
		2016	-	-	-	-	1	-	-	-	-	-	-	1	↔	1
	Probates/Wills & Trusts - Level 2	2017	-	1	1	-	1	-	-	1	1	-	-	5	-54.5%	5
		2016	3	1	2	-	-	-	4	1	-	3	2	11	▼	16
	Protective Orders	2017	-	-	-	-	-	-	-	-	-	-	-	0	-100.0%	0
		2016	4	1	-	-	-	-	2	-	-	-	-	7	▼	7
Miscellaneous	Uncontested Divorce	2017	2	3	8	3	4	3	3	9	3	-	-	41	-4.7%	41
		2016	1	6	4	4	5	2	8	6	1	3	2	43	▼	48
Criminal	Felonies and Related Matters	2017	54	25	52	43	110	67	49	41	18	76	-	535	53.7%	535
		2016	38	9	22	25	25	38	57	21	51	62	10	348	▲	410
	Misdemeanor	2017	20	10	22	11	21	22	23	16	7	15	-	167	41.5%	167
		2016	17	23	16	7	13	7	9	8	5	13	13	118	▲	143
	Other Criminally Related Matters	2017	5	-	-	2	3	4	2	3	1	-	-	20	33.3%	20
		2016	2	1	-	1	-	3	-	5	2	1	3	15	▲	21
Miscellaneous																
Other																

January 2016 -- October 2017 Filings

Dashboard

Court: Grayson Circuit

Start/End Date: Jan-16 / Oct-17

2016 Average Month: 122

Jan-Oct 2016: 1,267

Filings Trending: ▲

Circuit/Court ID: 27

227077

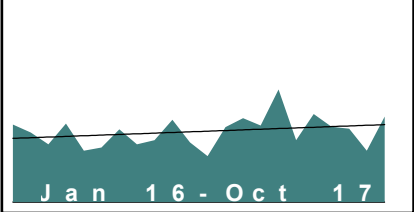
Type of Case: Filings

2017 Average Month:150

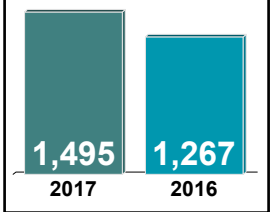
Jan-Oct 2017 : 1,495

Overall AVG. Month: 135

Monthly Filings Summary



Jan --- Oct Filings



Filings by Division																
		Jan	Feb	Mar	Apr	May	Jun	Jul	Aug	Sep	Oct	Nov	Dec	Thru Oct	% Change	Total
Total	2017	143	160	146	215	118	168	144	140	98	163	-	-	1,495	18.0%	1,495
	2016	148	133	110	150	98	104	139	110	118	157	114	88	1,267	▲	1,469
Civil	2017	7	13	14	12	10	10	9	13	4	8	-	-	100	-13.0%	100
	2016	9	10	11	18	6	17	9	2	12	21	11	6	115	▼	132
Criminal	2017	75	54	45	132	57	90	71	69	41	95	-	-	729	32.5%	729
	2016	47	45	37	80	56	30	77	48	56	74	42	59	550	▲	651
Miscellaneous	2017	51	73	71	55	27	50	48	44	44	56	-	-	519	-11.0%	519
	2016	91	76	62	51	32	54	53	54	49	61	60	23	583	▼	666
Other	2017	10	20	16	16	24	18	16	14	9	4	-	-	147	673.7%	147
	2016	1	2	-	1	4	3	-	6	1	1	1	-	19	▲	20

Filings by Division & Case Category																
		Jan	Feb	Mar	Apr	May	Jun	Jul	Aug	Sep	Oct	Nov	Dec	Thru Oct	% Change	Total
Civil	Administrative Law	2017	-	-	-	-	-	-	-	-	-	-	-	0	-100.0%	0
		2016	-	-	-	-	-	-	-	-	1	-	-	1	▼	1
	Contested Divorce	2017	2	2	2	3	3	2	2	1	-	-	-	17	-22.7%	17
		2016	2	1	6	2	2	4	1	1	2	3	-	22	▼	25
	Domestic and Family - Level 1	2017	1	-	1	3	1	4	1	-	1	-	-	13	30.0%	13
		2016	-	-	-	1	1	-	-	-	8	-	-	10	▲	10
	Domestic and Family - Level 2	2017	1	-	1	1	-	-	1	5	1	-	-	11	83.3%	11
		2016	-	-	1	1	1	-	-	1	1	-	-	6	▲	6
	General Civil - Level 1	2017	-	-	-	1	-	-	-	-	-	-	-	1	1	1
		2016	-	-	-	-	-	-	-	-	-	-	1	0	↔	1
	General Civil - Level 2	2017	-	3	-	1	1	-	3	-	-	-	-	11	-38.9%	11
		2016	1	1	-	4	-	4	1	-	3	4	2	18	▼	23
	General Civil - Level 3	2017	1	3	2	2	1	2	1	-	2	-	-	15	7.1%	15
		2016	2	3	-	1	-	3	3	-	2	3	-	14	▲	17
Criminal	Probates/Wills & Trusts - Level 1	2017	-	-	-	-	-	-	-	-	-	-	-	0	-100.0%	0
		2016	-	-	-	-	-	1	-	1	-	-	-	2	▼	2
	Probates/Wills & Trusts - Level 2	2017	-	1	1	-	-	-	-	-	-	-	-	2	-71.4%	2
		2016	2	-	1	1	-	1	-	2	-	-	-	7	▼	7
	Protective Orders	2017	-	-	-	1	-	1	-	-	-	-	-	2	-50.0%	2
		2016	-	1	1	1	-	-	1	-	-	-	-	4	▼	4
	Uncontested Divorce	2017	2	4	7	-	4	1	3	2	1	4	-	28	-9.7%	28
		2016	2	4	2	7	2	4	3	-	2	5	3	31	▼	36
	Felonies and Related Matters	2017	62	48	37	120	39	72	60	59	29	70	-	596	48.3%	596
		2016	38	30	21	60	41	24	66	29	45	48	31	402	▲	476
Miscellaneous	Misdemeanor	2017	12	6	5	11	14	18	10	10	9	25	-	120	-5.5%	120
		2016	9	10	15	18	13	6	10	17	11	18	9	127	▼	148
	Other Criminally Related Matters	2017	1	-	3	1	4	-	1	-	3	-	-	13	-38.1%	13
		2016	-	5	1	2	2	-	1	2	-	8	2	21	▼	27
Other	Miscellaneous	2017	51	73	71	55	27	50	48	44	44	56	-	519	-11.0%	519
		2016	91	76	62	51	32	54	53	54	49	61	60	583	▼	666
Other	Other	2017	10	20	16	16	24	18	16	14	9	4	-	147	673.7%	147
		2016	1	2	-	1	4	3	-	6	1	1	1	19	▲	20

January 2016 -- October 2017 Filings

Dashboard

Court: Montgomery Circuit

Circuit/Court ID: 27

Start/End Date: Jan-16 / Oct-17

227121

2016 Average Month: 447

Type of Case: Filings

Jan-Oct 2016: 4,550

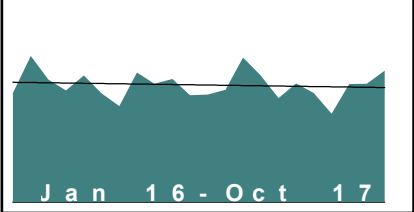
2017 Average Month: 447

Filings Trending: ↔

Jan-Oct 2017 : 4,474

Overall AVG. Month: 447

Monthly Filings Summary



Jan --- Oct Filings

4,474

4,550

2017

2016

Filings by Division																
		Jan	Feb	Mar	Apr	May	Jun	Jul	Aug	Sep	Oct	Nov	Dec	Thru Oct	% Change	Total
Total	2017	429	552	484	397	453	416	338	451	452	502	-	-	4,474	-1.7%	4,474
	2016	416	558	468	426	484	415	367	494	452	470	408	411	4,550	▼	5,369
Civil	2017	43	64	69	62	57	55	51	47	59	59	-	-	566	8.6%	566
	2016	40	66	49	41	68	56	39	45	62	55	40	77	521	▲	638
Criminal	2017	163	303	140	129	208	170	152	206	171	120	-	-	1,762	-7.4%	1,762
	2016	120	244	171	171	245	141	126	266	201	217	194	176	1,902	▼	2,272
Miscellaneous	2017	161	136	173	145	147	148	107	139	177	282	-	-	1,615	4.7%	1,615
	2016	196	165	179	160	129	138	146	130	137	163	131	122	1,543	▲	1,796
Other	2017	62	49	102	61	41	43	28	59	45	41	-	-	531	-9.1%	531
	2016	60	83	69	54	42	80	56	53	52	35	43	36	584	▼	663

Filings by Division & Case Category																
		Jan	Feb	Mar	Apr	May	Jun	Jul	Aug	Sep	Oct	Nov	Dec	Thru Oct	% Change	Total
Civil	Administrative Law	2017	-	1	2	2	-	-	-	-	-	-	-	5	0.0%	5
		2016	1	1	-	-	1	-	-	1	1	-	-	5	↔	5
	Contested Divorce	2017	8	6	10	8	3	8	12	8	7	-	-	74	5.7%	74
		2016	8	11	7	5	7	4	7	10	8	3	9	70	▲	82
	Domestic and Family - Level 1	2017	1	10	7	19	10	10	10	9	21	-	-	107	50.7%	107
		2016	4	11	5	2	12	9	3	9	9	6	35	71	▲	112
	Domestic and Family - Level 2	2017	3	7	5	2	3	3	7	3	4	-	-	40	17.6%	40
		2016	1	4	3	2	2	7	2	8	5	3	2	34	▲	39
	General Civil - Level 1	2017	-	1	1	2	-	-	2	1	2	1	-	10	42.9%	10
		2016	-	1	2	1	1	-	1	-	1	-	-	7	▲	7
	General Civil - Level 2	2017	13	12	19	11	10	15	6	7	14	-	-	114	9.6%	114
		2016	5	15	8	10	13	12	6	17	7	5	11	104	▲	120
	General Civil - Level 3	2017	3	3	4	4	4	1	3	4	6	-	-	36	-7.7%	36
		2016	2	4	4	3	5	7	4	3	2	5	3	39	▼	47
Criminal	Probates/Wills & Trusts - Level 1	2017	-	-	-	-	-	1	-	-	-	-	-	1	-75.0%	1
		2016	3	-	-	-	-	1	-	-	-	-	-	4	▼	4
	Probates/Wills & Trusts - Level 2	2017	3	3	3	2	3	2	2	1	3	-	-	25	-30.6%	25
		2016	4	5	3	3	5	4	4	3	1	4	2	36	▼	39
	Uncontested Divorce	2017	12	21	18	12	24	15	17	9	15	-	-	154	2.0%	154
		2016	12	14	17	15	23	12	11	12	24	11	15	151	▲	183
	Capital Murder	2017	2	-	-	-	-	-	-	-	-	-	-	2	2	2
		2016	-	-	-	-	-	-	-	-	-	-	2	0	↔	2
	Felonies and Related Matters	2017	112	258	94	96	154	101	99	146	111	86	-	1,257	-12.0%	1,257
		2016	89	175	112	125	187	99	97	200	172	173	157	1,429	▼	1,704
	Misdemeanor	2017	46	39	37	27	49	56	41	49	53	28	-	425	10.1%	425
		2016	28	58	45	37	52	25	18	59	27	37	32	386	▲	466
	Other Criminally Related Matters	2017	3	6	9	6	5	13	12	11	7	6	-	78	-10.3%	78
		2016	3	11	14	9	6	17	11	7	2	7	5	87	▼	100
Miscellaneous	2017	161	136	173	145	147	148	107	139	177	282	-	-	1,615	4.7%	1,615
	2016	196	165	179	160	129	138	146	130	137	163	131	122	1,543	▲	1,796
Other	2017	62	49	102	61	41	43	28	59	45	41	-	-	531	-9.1%	531
	2016	60	83	69	54	42	80	56	53	52	35	43	36	584	▼	663

January 2016 -- October 2017 Filings

Dashboard

Court: Pulaski Circuit

Start/End Date: Jan-16 / Oct-17

2016 Average Month: 269

Jan-Oct 2016: 2,851

Filings Trending: ▼

Circuit/Court ID: 27

227155

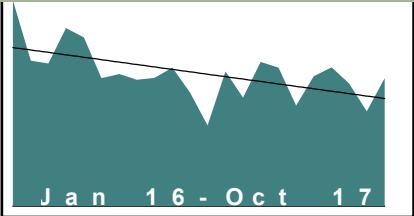
Type of Case: Filings

2017 Average Month:237

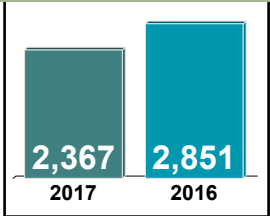
Jan-Oct 2017 : 2,367

Overall AVG. Month: 254

Monthly Filings Summary



Jan --- Oct Filings



Filings by Division																
		Jan	Feb	Mar	Apr	May	Jun	Jul	Aug	Sep	Oct	Nov	Dec	Thru Oct	% Change	Total
Total	2017	257	207	275	264	192	248	265	234	181	244	-	-	2,367	-17.0%	2,367
	2016	393	278	272	340	322	244	252	241	245	264	217	154	2,851	▼	3,222
Civil	2017	19	28	34	27	32	24	21	32	31	27	-	-	275	-4.8%	275
	2016	18	37	37	24	23	33	22	32	34	29	12	15	289	▼	316
Criminal	2017	148	78	128	145	67	92	156	124	65	112	-	-	1,115	-23.3%	1,115
	2016	261	90	96	235	216	99	131	90	104	132	106	75	1,454	▼	1,635
Miscellaneous	2017	75	75	93	78	81	68	73	68	71	89	-	-	771	-15.2%	771
	2016	93	133	123	62	55	91	80	97	80	95	83	45	909	▼	1,037
Other	2017	15	26	20	14	12	64	15	10	14	16	-	-	206	3.5%	206
	2016	21	18	16	19	28	21	19	22	27	8	16	19	199	▲	234

Filings by Division & Case Category																
		Jan	Feb	Mar	Apr	May	Jun	Jul	Aug	Sep	Oct	Nov	Dec	Thru Oct	% Change	Total
Civil	Administrative Law	2017	-	1	-	-	-	1	-	-	-	-	-	2	2	2
		2016	-	-	-	-	-	-	-	-	-	-	-	0	↔	0
	Contested Divorce	2017	3	3	10	3	4	3	1	3	4	1	-	35	-20.5%	35
		2016	4	10	5	1	5	4	4	3	5	3	7	44	▼	54
	Domestic and Family - Level 1	2017	1	11	-	4	5	3	5	4	6	6	-	45	-22.4%	45
		2016	3	4	9	5	4	9	4	7	7	6	1	58	▼	62
	Domestic and Family - Level 2	2017	-	-	3	4	-	-	3	3	-	-	-	13	18.2%	13
		2016	-	3	3	-	-	-	1	3	1	1	-	11	▲	12
	General Civil - Level 1	2017	-	-	2	1	-	2	1	-	-	-	-	6	50.0%	6
		2016	1	-	-	-	-	-	-	1	2	-	-	4	▲	4
	General Civil - Level 2	2017	2	2	3	2	5	2	1	7	5	7	-	36	-12.2%	36
		2016	2	3	4	7	2	4	3	6	5	5	2	41	▼	43
	General Civil - Level 3	2017	1	-	1	2	3	3	1	2	1	1	-	15	-53.1%	15
		2016	3	7	3	5	3	3	2	4	1	1	-	32	▼	33
	Probates/Wills & Trusts - Level 1	2017	-	-	-	-	1	-	-	-	-	-	-	1	1	1
		2016	-	-	-	-	-	-	-	-	-	-	-	0	↔	0
Criminal	Probates/Wills & Trusts - Level 2	2017	2	-	2	2	-	-	2	-	2	-	-	10	0.0%	10
		2016	-	-	-	3	1	-	4	1	1	3	1	10	↔	14
	Protective Orders	2017	1	3	1	2	2	-	1	3	1	1	-	15	15.4%	15
		2016	-	-	1	-	-	3	3	2	2	-	2	13	▲	15
	Uncontested Divorce	2017	9	8	12	7	12	11	9	9	9	11	-	97	27.6%	97
		2016	5	10	12	3	8	10	6	5	9	8	1	76	▲	79
Miscellaneous	Felonies and Related Matters	2017	124	61	93	108	40	71	108	93	46	88	-	832	-26.3%	832
		2016	229	67	61	184	169	72	110	55	84	98	57	1,129	▼	1,273
	Misdemeanor	2017	21	8	25	30	15	13	33	21	9	21	-	196	-19.7%	196
		2016	27	16	28	44	38	14	15	26	17	19	14	244	▼	271
	Other Criminally Related Matters	2017	3	9	10	7	12	8	15	10	10	3	-	87	7.4%	87
		2016	5	7	7	7	9	13	6	9	3	15	5	81	▲	91
Other	Miscellaneous	2017	75	75	93	78	81	68	73	68	71	89	-	771	-15.2%	771
		2016	93	133	123	62	55	91	80	97	80	95	83	909	▼	1,037
	Other	2017	15	26	20	14	12	64	15	10	14	16	-	206	3.5%	206
		2016	21	18	16	19	28	21	19	22	27	8	16	199	▲	234


January 2016 -- October 2017 Filings

Dashboard

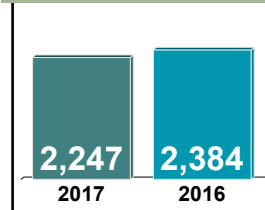
Court: Wythe Circuit
 Start/End Date: Jan-16 / Oct-17
 2016 Average Month: 230
 Jan-Oct 2016: 2,384
 Filings Trending: ▼

Circuit/Court ID: 27
 227197
 Type of Case: Filings
 2017 Average Month: 225
 Jan-Oct 2017 : 2,247
 Overall AVG. Month: 228

Monthly Filings Summary



Jan --- Oct Filings



Filings by Division

		Jan	Feb	Mar	Apr	May	Jun	Jul	Aug	Sep	Oct	Nov	Dec	Thru Oct	% Change	Total
Total	2017	212	216	237	271	239	207	195	187	214	269	-	-	2,247	-5.7%	2,247
	2016	270	203	241	341	191	249	265	260	143	221	208	169	2,384	▼	2,761
Civil	2017	30	39	35	12	30	36	22	43	19	19	-	-	285	9.6%	285
	2016	22	24	32	26	25	31	17	33	26	24	29	31	260	▲	320
Criminal	2017	129	87	88	199	123	89	102	71	111	141	-	-	1,140	-5.9%	1,140
	2016	116	56	86	246	103	106	163	149	49	137	92	93	1,211	▼	1,396
Miscellaneous	2017	53	90	104	57	85	81	68	73	84	108	-	-	803	-10.2%	803
	2016	127	123	115	69	61	110	85	77	67	60	87	44	894	▼	1,025
Other	2017	-	-	10	3	1	1	3	-	-	1	-	-	19	0.0%	19
	2016	5	-	8	-	2	2	-	1	1	-	-	1	19	↔	20

Filings by Division & Case Category

		Jan	Feb	Mar	Apr	May	Jun	Jul	Aug	Sep	Oct	Nov	Dec	Thru Oct	% Change	Total
Civil	Administrative Law	2017	-	-	-	-	-	-	-	1	1	-	-	2	0.0%	2
		2016	-	-	-	-	-	-	1	-	1	-	-	2	↔	2
	Contested Divorce	2017	4	1	6	3	4	5	3	3	2	-	-	31	-32.6%	31
		2016	4	6	9	5	2	2	4	4	6	4	4	46	▼	54
	Domestic and Family - Level 1	2017	5	18	4	2	9	19	9	24	2	-	-	95	131.7%	95
		2016	2	1	5	7	4	12	1	4	5	-	10	41	▲	60
	Domestic and Family - Level 2	2017	1	-	2	-	2	-	2	-	-	-	-	9	-18.2%	9
		2016	1	-	1	3	1	-	3	1	-	2	-	11	▼	13
	General Civil - Level 1	2017	-	-	-	1	1	-	-	1	1	-	-	4	300.0%	4
		2016	-	-	-	-	-	-	1	-	-	-	-	1	▲	1
	General Civil - Level 2	2017	8	7	9	3	5	3	6	5	5	-	-	52	73.3%	52
		2016	4	4	5	-	4	3	3	2	2	3	5	30	▲	38
Criminal	General Civil - Level 3	2017	2	1	2	-	4	3	1	5	3	1	-	22	-42.1%	22
		2016	4	2	1	2	5	4	3	9	5	3	2	38	▼	43
	Probates/Wills & Trusts - Level 2	2017	1	1	-	-	1	2	-	1	-	-	-	6	-40.0%	6
		2016	2	1	-	1	-	-	3	2	-	1	-	10	▼	10
	Uncontested Divorce	2017	9	11	12	3	4	4	6	5	4	-	-	64	-21.0%	64
		2016	5	10	11	8	9	10	2	6	9	11	7	81	▼	99
	Felonies and Related Matters	2017	99	62	65	170	103	57	84	55	66	-	-	877	-12.6%	877
		2016	104	40	68	224	79	89	135	118	37	109	62	1,003	▼	1,125
	Misdemeanor	2017	22	22	19	22	17	23	12	14	29	21	-	201	37.7%	201
		2016	9	12	12	16	14	11	22	17	8	25	26	146	▲	194
	Other Criminally Related Matters	2017	8	3	4	7	3	9	6	2	16	4	-	62	0.0%	62
		2016	3	4	6	6	10	6	6	14	4	3	4	62	↔	77
Miscellaneous		2017	53	90	104	57	85	81	68	73	84	-	-	803	-10.2%	803
		2016	127	123	115	69	61	110	85	77	67	87	44	894	▼	1,025
Other		2017	-	-	10	3	1	1	3	-	-	1	-	19	0.0%	19
		2016	5	-	8	-	2	2	-	1	1	-	1	19	↔	20

January 2016 -- October 2017 Filings

Dashboard

Court: Radford Circuit

Circuit/Court ID: 27

Start/End Date: Jan-16 / Oct-17

Circuit/Court ID: 27227750

2016 Average Month: 92

Type of Case: Filings

Jan-Oct 2016: 883

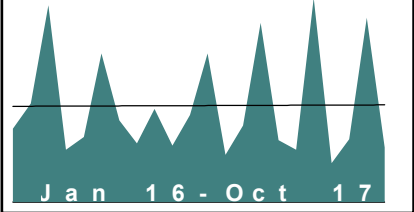
2017 Average Month: 92

Jan-Oct 2017 : 918

Filings Trending: ▲

Overall AVG. Month: 92

Monthly Filings Summary



Jan --- Oct Filings

918

883

2017

2016

Filings by Division																
		Jan	Feb	Mar	Apr	May	Jun	Jul	Aug	Sep	Oct	Nov	Dec	Thru Oct	% Change	Total
Total	2017	45	73	171	59	50	195	37	60	176	52	-	-	918	4.0%	918
	2016	70	94	188	50	62	142	78	56	89	54	83	142	883	▲	1,108
Civil	2017	6	9	10	15	8	5	5	12	12	9	-	-	91	-4.2%	91
	2016	25	15	6	4	12	3	8	7	7	8	6	4	95	▼	105
Criminal	2017	10	37	133	24	27	175	10	24	143	18	-	-	601	13.6%	601
	2016	21	45	146	21	27	120	46	21	50	32	50	116	529	▲	695
Miscellaneous	2017	29	26	28	19	14	15	21	22	21	21	-	-	216	-15.6%	216
	2016	24	34	36	25	22	18	24	27	32	14	27	21	256	▼	304
Other	2017	-	1	-	1	1	-	1	2	-	4	-	-	10	233.3%	10
	2016	-	-	-	-	1	1	-	1	-	-	-	1	3	▲	4

Filings by Division & Case Category																
		Jan	Feb	Mar	Apr	May	Jun	Jul	Aug	Sep	Oct	Nov	Dec	Thru Oct	% Change	Total
Civil	Administrative Law	2017	-	-	-	-	-	-	-	-	-	-	-	0	-100.0%	0
		2016	-	-	-	-	-	1	-	-	-	-	-	1	▼	1
	Contested Divorce	2017	-	2	1	-	-	1	-	1	-	-	-	6	-33.3%	6
		2016	2	-	1	1	1	-	1	-	2	-	-	9	▼	9
	Domestic and Family - Level 1	2017	-	1	3	11	1	-	2	4	2	-	-	26	85.7%	26
		2016	-	2	-	2	4	-	2	-	4	-	1	14	▲	17
	Domestic and Family - Level 2	2017	-	1	-	-	-	-	-	-	-	-	-	1	-83.3%	1
		2016	-	1	-	-	-	2	-	1	1	-	1	6	▼	7
	General Civil - Level 1	2017	-	-	-	-	-	-	-	-	-	-	-	0	-100.0%	0
		2016	-	-	1	-	-	-	-	-	1	-	-	2	▼	2
	General Civil - Level 2	2017	-	2	3	1	2	1	-	1	3	-	-	16	60.0%	16
		2016	2	1	2	-	2	-	1	1	-	1	1	10	▲	12
	General Civil - Level 3	2017	3	2	2	-	2	-	1	1	-	-	-	11	-69.4%	11
		2016	20	10	-	-	3	-	2	1	-	1	-	36	▼	37
Criminal	Probates/Wills & Trusts - Level 1	2017	-	-	-	-	-	-	1	-	-	-	-	1	1	1
		2016	-	-	-	-	-	-	-	-	-	-	-	0	↔	0
	Probates/Wills & Trusts - Level 2	2017	1	-	-	-	-	1	-	-	1	-	-	3	200.0%	3
		2016	-	-	1	-	-	-	-	-	-	-	-	1	▲	1
	Uncontested Divorce	2017	2	1	1	3	3	2	3	4	5	3	-	27	68.8%	27
		2016	1	1	1	1	2	-	2	3	2	3	-	16	▲	19
	Felonies and Related Matters	2017	5	22	70	9	16	149	9	14	115	7	-	416	3.0%	416
		2016	11	39	132	13	10	83	40	15	44	17	31	404	▲	511
Miscellaneous	Misdemeanor	2017	3	10	57	9	9	26	1	10	26	7	-	158	62.9%	158
		2016	9	4	9	8	12	33	4	5	4	9	14	97	▲	146
	Other Criminally Related Matters	2017	2	5	6	6	2	-	-	-	2	4	-	27	-3.6%	27
		2016	1	2	5	-	5	4	2	1	2	6	5	28	▼	38
Other	Miscellaneous	2017	29	26	28	19	14	15	21	22	21	-	-	216	-15.6%	216
		2016	24	34	36	25	22	18	24	27	32	14	27	256	▼	304
Other		2017	-	1	-	1	1	-	1	2	-	4	-	10	233.3%	10
		2016	-	-	-	-	1	1	-	1	-	-	1	3	▲	4

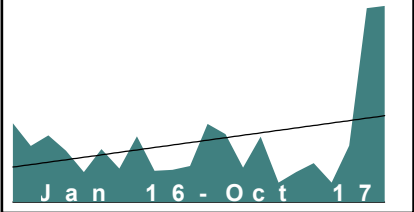
January 2016 -- October 2017 Filings

Dashboard

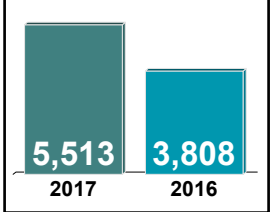
Court: Smyth Circuit
Start/End Date: Jan-16 / Oct-17
2016 Average Month: 390
Jan-Oct 2016: 3,808
Filings Trending: ▲

Circuit/Court ID: 28
228173
Type of Case: Filings
2017 Average Month:551
Jan-Oct 2017 : 5,513
Overall AVG. Month: 463

Monthly Filings Summary



Jan --- Oct Filings



Filings by Division																
		Jan	Feb	Mar	Apr	May	Jun	Jul	Aug	Sep	Oct	Nov	Dec	Thru Oct	% Change	Total
Total	2017	519	262	500	148	228	298	149	431	1,480	1,498	-	-	5,513	44.8%	5,513
	2016	602	428	509	391	229	405	256	503	238	247	276	597	3,808	▲	4,681
Civil	2017	34	19	33	34	30	35	21	44	30	42	-	-	322	6.6%	322
	2016	16	36	41	18	28	29	32	34	30	38	27	28	302	▲	357
Criminal	2017	63	114	311	51	131	155	46	150	178	94	-	-	1,293	20.7%	1,293
	2016	48	119	188	57	72	236	71	132	72	76	85	134	1,071	▲	1,290
Miscellaneous	2017	72	82	70	39	45	61	42	78	59	215	-	-	763	-2.3%	763
	2016	119	108	80	70	47	60	88	69	73	67	62	56	781	▼	899
Other	2017	350	47	86	24	22	47	40	159	1,213	1,147	-	-	3,135	89.5%	3,135
	2016	419	165	200	246	82	80	65	268	63	66	102	379	1,654	▲	2,135

Filings by Division & Case Category																
		Jan	Feb	Mar	Apr	May	Jun	Jul	Aug	Sep	Oct	Nov	Dec	Thru Oct	% Change	Total
Civil	Administrative Law	2017	-	-	-	-	-	1	1	-	-	-	-	2	0.0%	2
		2016	-	-	-	-	-	1	1	-	-	-	-	2	↔	2
	Contested Divorce	2017	4	2	4	6	7	3	4	3	4	-	-	42	-8.7%	42
		2016	2	6	6	1	4	3	7	5	7	3	-	46	▼	49
	Domestic and Family - Level 1	2017	8	-	8	2	-	4	-	7	1	7	-	37	15.6%	37
		2016	-	-	9	-	4	6	7	-	4	-	5	32	▲	37
	Domestic and Family - Level 2	2017	5	3	5	6	3	10	3	9	4	1	-	49	-3.9%	49
		2016	-	6	4	6	8	6	3	10	4	4	3	51	▼	58
	General Civil - Level 1	2017	-	1	1	1	1	1	-	1	1	-	-	8	100.0%	8
		2016	1	1	1	-	-	-	1	-	-	-	-	4	▲	4
	General Civil - Level 2	2017	3	3	4	4	4	3	2	2	4	-	-	31	-6.1%	31
		2016	2	6	4	2	3	2	3	3	5	3	3	33	▼	39
Criminal	General Civil - Level 3	2017	5	-	1	3	3	2	6	2	13	-	-	37	37.0%	37
		2016	2	3	7	2	1	2	2	2	5	2	3	27	▲	32
	Probates/Wills & Trusts - Level 2	2017	3	-	4	2	2	1	2	7	7	-	-	30	114.3%	30
		2016	1	2	-	-	3	2	1	2	1	2	2	14	▲	18
	Uncontested Divorce	2017	6	10	6	10	10	6	12	10	5	-	-	86	-7.5%	86
		2016	8	12	10	7	5	8	9	10	12	13	12	93	▼	118
	Felonies and Related Matters	2017	54	92	277	44	105	131	38	118	147	76	-	1,082	27.3%	1,082
		2016	39	98	169	48	53	210	31	100	45	57	72	850	▲	994
	Misdemeanor	2017	7	21	31	5	23	22	7	30	31	16	-	193	-6.8%	193
		2016	7	20	17	6	17	26	39	32	25	18	10	207	▼	276
	Other Criminally Related Matters	2017	2	1	3	2	3	2	1	2	-	2	-	18	28.6%	18
		2016	2	1	2	3	2	-	1	-	2	1	3	14	▲	20
Miscellaneous		2017	72	82	70	39	45	61	42	78	59	-	-	763	-2.3%	763
		2016	119	108	80	70	47	60	88	69	73	62	56	781	▼	899
Other		2017	350	47	86	24	22	47	40	159	1,213	-	-	3,135	89.5%	3,135
		2016	419	165	200	246	82	80	65	268	63	66	102	1,654	▲	2,135

January 2016 -- October 2017 Filings

Dashboard

Court: Washington Circuit

Circuit/Court ID: 28

Start/End Date: Jan-16 / Oct-17

228191

2016 Average Month: 347

Type of Case: Filings

Jan-Oct 2016: 3,605

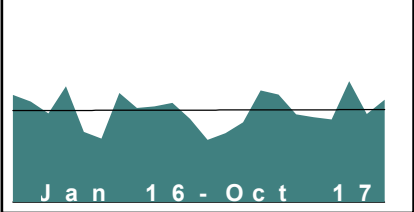
2017 Average Month:357

Filings Trending: ↔

Jan-Oct 2017 : 3,567

Overall AVG. Month: 351

Monthly Filings Summary



Jan --- Oct Filings

3,567

3,605

2017

2016

Filings by Division																
		Jan	Feb	Mar	Apr	May	Jun	Jul	Aug	Sep	Oct	Nov	Dec	Thru Oct	% Change	Total
Total	2017	263	305	426	410	335	324	315	462	336	391	-	-	3,567	-1.1%	3,567
	2016	409	384	339	442	268	243	417	359	365	379	318	237	3,605	▼	4,160
Civil	2017	37	31	51	32	30	47	25	56	33	46	-	-	388	-8.1%	388
	2016	31	34	53	41	32	42	40	51	57	41	45	36	422	▼	503
Criminal	2017	106	143	200	209	183	149	133	217	129	153	-	-	1,622	-5.8%	1,622
	2016	194	149	119	252	144	108	237	149	169	201	143	106	1,722	▼	1,971
Miscellaneous	2017	120	130	174	168	121	127	155	187	173	190	-	-	1,545	6.1%	1,545
	2016	183	200	166	149	92	93	140	159	137	137	128	95	1,456	▲	1,679
Other	2017	-	1	1	1	1	1	2	2	1	2	-	-	12	140.0%	12
	2016	1	1	1	-	-	-	-	-	2	-	2	-	5	▲	7

Filings by Division & Case Category																
		Jan	Feb	Mar	Apr	May	Jun	Jul	Aug	Sep	Oct	Nov	Dec	Thru Oct	% Change	Total
Civil	Administrative Law	2017	2	-	-	-	-	-	-	-	-	-	-	2	-75.0%	2
		2016	-	-	4	-	-	-	-	2	2	-	-	8	▼	8
	Contested Divorce	2017	7	3	4	4	4	6	4	4	5	-	-	46	-38.7%	46
		2016	8	8	10	6	5	8	1	12	8	5	7	75	▼	87
	Domestic and Family - Level 1	2017	3	1	4	-	2	5	-	17	1	-	-	33	94.1%	33
		2016	2	-	3	2	1	3	1	3	1	11	3	17	▲	31
	Domestic and Family - Level 2	2017	1	1	4	2	2	2	4	1	4	-	-	28	-3.4%	28
		2016	-	3	7	4	2	1	3	1	3	5	-	29	▼	34
	General Civil - Level 1	2017	1	1	3	1	-	-	-	-	-	-	-	6	100.0%	6
		2016	-	-	-	-	-	-	1	2	-	1	1	3	▲	5
	General Civil - Level 2	2017	5	5	8	9	7	16	6	14	10	-	-	90	42.9%	90
		2016	4	3	5	3	7	10	6	8	15	2	4	63	▲	75
	General Civil - Level 3	2017	4	3	7	2	2	2	6	3	10	-	-	41	17.1%	41
		2016	4	3	5	4	3	6	2	4	3	1	5	35	▲	42
Criminal	Probates/Wills & Trusts - Level 1	2017	1	1	2	1	2	3	-	1	1	-	-	12	9.1%	12
		2016	-	-	1	-	-	2	4	-	1	3	-	11	▲	14
	Probates/Wills & Trusts - Level 2	2017	1	4	2	2	-	2	-	2	-	-	-	15	-51.6%	15
		2016	1	3	3	3	2	2	4	5	3	-	-	31	▼	31
	Protective Orders	2017	-	-	-	-	-	1	-	-	1	-	-	2	-50.0%	2
		2016	1	-	-	1	-	-	1	-	-	1	1	4	▼	6
	Uncontested Divorce	2017	12	12	17	11	11	10	9	10	9	-	-	113	-22.6%	113
		2016	11	14	15	18	12	12	16	19	15	14	13	146	▼	170
	Capital Murder	2017	-	-	-	-	-	-	1	-	-	-	-	1	1	1
		2016	-	-	-	-	-	-	-	-	-	-	-	0	↔	0
	Felonies and Related Matters	2017	90	119	153	179	91	100	86	176	99	-	-	1,197	-12.7%	1,197
		2016	124	115	94	229	117	82	212	78	137	102	75	1,371	▼	1,548
	Misdemeanor	2017	13	20	27	24	24	37	34	33	16	-	-	268	26.4%	268
		2016	36	26	19	20	26	26	14	13	22	27	22	212	▲	261
	Other Criminally Related Matters	2017	3	4	20	6	68	12	13	7	14	-	-	156	12.2%	156
		2016	34	8	6	3	1	-	11	58	10	14	9	139	▲	162
Miscellaneous	2017	120	130	174	168	121	127	155	187	173	190	-	-	1,545	6.1%	1,545
	2016	183	200	166	149	92	93	140	159	137	137	128	95	1,456	▲	1,679
Other	2017	-	1	1	1	1	1	2	2	1	2	-	-	12	140.0%	12
	2016	1	1	1	-	-	-	-	-	2	-	2	-	5	▲	7

January 2016 -- October 2017 Filings

Dashboard

Court: Bristol Circuit

Start/End Date: Jan-16 / Oct-17

2016 Average Month: 183

Jan-Oct 2016: 1,863

Filings Trending: ▲

Circuit/Court ID: 28

228520


Type of Case: Filings

2017 Average Month:221

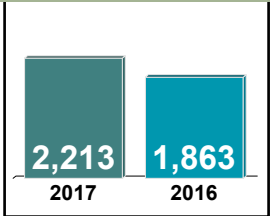
Jan-Oct 2017 : 2,213

Overall AVG. Month: 200

Monthly Filings Summary



Jan --- Oct Filings



Filings by Division																
		Jan	Feb	Mar	Apr	May	Jun	Jul	Aug	Sep	Oct	Nov	Dec	Thru Oct	% Change	Total
Total	2017	200	175	226	141	233	187	219	399	203	230	-	-	2,213	18.8%	2,213
	2016	220	292	178	184	163	156	196	152	134	188	233	95	1,863	▲	2,191
Civil	2017	13	22	19	12	24	25	20	20	12	19	-	-	186	10.1%	186
	2016	19	19	20	16	9	16	13	17	14	26	7	16	169	▲	192
Criminal	2017	118	81	139	80	154	88	143	324	141	157	-	-	1,425	35.6%	1,425
	2016	108	190	92	106	113	85	94	80	67	116	183	34	1,051	▲	1,268
Miscellaneous	2017	49	54	49	34	36	46	35	39	36	40	-	-	418	-10.5%	418
	2016	65	64	51	35	32	34	72	36	41	37	33	36	467	▼	536
Other	2017	20	18	19	15	19	28	21	16	14	14	-	-	184	4.5%	184
	2016	28	19	15	27	9	21	17	19	12	9	10	9	176	▲	195

Filings by Division & Case Category																
		Jan	Feb	Mar	Apr	May	Jun	Jul	Aug	Sep	Oct	Nov	Dec	Thru Oct	% Change	Total
Civil	Administrative Law	2017	-	2	-	-	-	-	-	1	-	-	-	3	200.0%	3
		2016	-	1	-	-	-	-	-	-	-	-	-	1	▲	1
	Contested Divorce	2017	1	4	3	2	1	3	1	1	2	-	-	20	42.9%	20
		2016	-	3	2	2	-	2	2	1	-	2	4	14	▲	20
	Domestic and Family - Level 1	2017	1	2	4	-	9	3	3	2	-	-	-	27	17.4%	27
		2016	8	1	1	2	-	1	1	1	6	-	4	23	▲	27
	Domestic and Family - Level 2	2017	-	-	1	-	1	-	3	-	1	-	-	7	0.0%	7
		2016	-	2	-	1	-	1	-	1	2	-	-	7	↔	7
	General Civil - Level 1	2017	-	-	-	-	-	1	1	-	-	-	-	2	0.0%	2
		2016	-	-	-	-	-	-	1	-	1	-	-	2	↔	2
	General Civil - Level 2	2017	3	5	4	4	5	7	7	4	6	-	-	51	21.4%	51
		2016	5	5	4	3	2	4	5	3	7	3	2	42	▲	47
	General Civil - Level 3	2017	4	2	5	2	3	4	-	3	2	-	-	30	66.7%	30
		2016	-	1	1	3	2	6	-	1	2	1	-	18	▲	19
Criminal	Probates/Wills & Trusts - Level 2	2017	1	1	-	-	-	-	1	-	-	-	-	3	50.0%	3
		2016	-	-	-	1	-	1	-	-	-	-	-	2	▲	2
	Protective Orders	2017	-	-	-	-	-	-	-	-	-	-	-	0	-100.0%	0
		2016	1	-	-	-	1	-	1	-	-	-	-	3	▼	3
	Uncontested Divorce	2017	3	6	2	4	5	7	4	1	8	-	-	43	-24.6%	43
		2016	5	6	12	4	3	4	5	7	8	1	6	57	▼	64
	Felonies and Related Matters	2017	99	67	94	59	123	73	302	120	128	-	-	1,197	41.5%	1,197
		2016	72	162	75	87	83	71	82	52	96	145	21	846	▲	1,012
	Misdemeanor	2017	18	6	45	14	17	14	16	17	27	-	-	183	1.1%	183
Miscellaneous		2016	34	28	14	16	30	10	12	7	19	21	9	181	▲	211
	Other Criminally Related Matters	2017	1	8	-	7	14	1	6	4	2	-	-	45	87.5%	45
		2016	2	-	3	3	-	4	3	8	1	17	4	24	▲	45
	Miscellaneous	2017	49	54	49	34	36	46	35	39	36	-	-	418	-10.5%	418
		2016	65	64	51	35	32	34	72	36	41	33	36	467	▼	536
	Other	2017	20	18	19	15	19	28	21	16	14	-	-	184	4.5%	184
		2016	28	19	15	27	9	21	17	19	12	10	9	176	▲	195

January 2016 -- October 2017 Filings

Dashboard

Court: Buchanan Circuit

Circuit/Court ID: 29

Start/End Date: Jan-16 / Oct-17

229027

2016 Average Month: 197

Type of Case: Filings

Jan-Oct 2016: 2,143

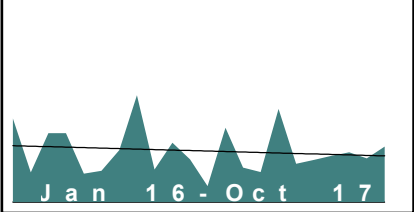
2017 Average Month:194

Filings Trending: ▼

Jan-Oct 2017 : 1,940

Overall AVG. Month: 196

Monthly Filings Summary



Jan --- Oct Filings

1,940

2,143

2017

2016

Filings by Division																
		Jan	Feb	Mar	Apr	May	Jun	Jul	Aug	Sep	Oct	Nov	Dec	Thru Oct	% Change	Total
Total	2017	284	132	115	356	146	161	177	190	167	212	-	-	1,940	-9.5%	1,940
	2016	319	113	263	263	108	119	199	408	124	227	163	61	2,143	▼	2,367
Civil	2017	18	19	33	21	22	37	26	28	22	18	-	-	244	0.0%	244
	2016	32	20	28	21	15	38	13	15	35	27	27	10	244	↔	281
Criminal	2017	200	47	27	296	78	52	112	115	89	142	-	-	1,158	-8.8%	1,158
	2016	214	28	167	167	55	34	120	328	40	117	65	13	1,270	▼	1,348
Miscellaneous	2017	65	66	55	38	44	72	39	46	56	52	-	-	533	-14.7%	533
	2016	73	64	66	75	38	46	66	65	49	83	71	38	625	▼	734
Other	2017	1	-	-	1	2	-	-	1	-	-	-	-	5	25.0%	5
	2016	-	1	2	-	-	1	-	-	-	-	-	-	4	▲	4

Filings by Division & Case Category																	
			Jan	Feb	Mar	Apr	May	Jun	Jul	Aug	Sep	Oct	Nov	Dec	Thru Oct	% Change	Total
Civil	Administrative Law	2017	-	-	-	-	1	3	-	-	-	-	-	-	4	300.0%	4
		2016	-	-	-	-	-	-	-	-	-	1	-	-	1	▲	1
	Contested Divorce	2017	3	1	4	3	3	1	2	4	1	1	-	-	23	53.3%	23
		2016	2	-	6	1	-	2	-	1	1	2	1	2	15	▲	18
	Domestic and Family - Level 1	2017	3	1	4	-	7	4	8	1	4	2	-	-	34	-54.1%	34
		2016	10	6	3	1	6	15	2	2	18	11	13	-	74	▼	87
	Domestic and Family - Level 2	2017	1	1	4	6	-	6	5	5	1	-	-	-	29	45.0%	29
		2016	1	1	2	3	2	3	2	1	3	2	2	1	20	▲	23
	General Civil - Level 1	2017	-	-	1	1	-	-	-	-	-	-	-	-	2	-33.3%	2
		2016	2	-	1	-	-	-	-	-	-	-	1	-	3	▼	4
	General Civil - Level 2	2017	1	9	11	4	5	6	1	11	4	7	-	-	59	25.5%	59
		2016	5	5	10	7	2	7	2	5	2	2	1	2	47	▲	50
	General Civil - Level 3	2017	3	4	2	1	1	8	5	3	5	-	-	-	32	3.2%	32
		2016	5	2	2	5	3	3	3	2	3	3	-	1	31	▲	32
Probates/Wills & Trusts - Level 2	2017	2	1	1	-	1	3	-	-	2	2	-	-	12	71.4%	12	
	2016	-	-	-	-	-	-	2	-	2	3	2	2	7	▲	11	
Protective Orders	2017	-	-	-	1	1	1	1	1	-	1	-	-	6	0.0%	6	
	2016	-	-	-	1	1	-	-	1	3	-	-	-	6	↔	6	
Uncontested Divorce	2017	5	2	6	5	3	5	4	3	5	5	-	-	43	7.5%	43	
	2016	7	6	4	3	1	8	2	3	3	3	7	2	40	▲	49	
Criminal	Felonies and Related Matters	2017	180	34	21	238	64	43	74	85	70	117	-	-	926	-6.0%	926
		2016	163	13	124	137	34	26	94	283	27	84	52	7	985	▼	1,044
	Misdemeanor	2017	20	8	6	55	8	7	33	11	15	23	-	-	186	-25.3%	186
		2016	31	13	42	28	19	8	26	45	9	28	8	6	249	▼	263
	Other Criminally Related Matters	2017	-	5	-	3	6	2	5	19	4	2	-	-	46	27.8%	46
		2016	20	2	1	2	2	-	-	-	4	5	5	-	36	▲	41
	Miscellaneous	2017	65	66	55	38	44	72	39	46	56	52	-	-	533	-14.7%	533
		2016	73	64	66	75	38	46	66	65	49	83	71	38	625	▼	734
	Other	2017	1	-	-	1	2	-	-	1	-	-	-	-	5	25.0%	5
		2016	-	1	2	-	-	1	-	-	-	-	-	-	4	▲	4

January 2016 -- October 2017 Filings

Dashboard

Court: Dickenson Circuit

Circuit/Court ID: 29

Start/End Date: Jan-16 / Oct-17

229051

2016 Average Month: 115

Type of Case: Filings

Jan-Oct 2016: 1,149

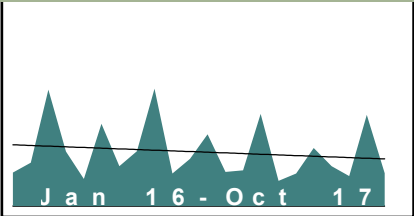
2017 Average Month:90

Filings Trending: ▼

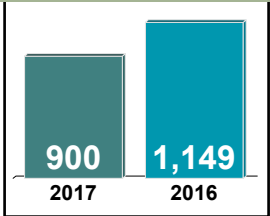
Jan-Oct 2017 : 900

Overall AVG. Month: 103

Monthly Filings Summary



Jan --- Oct Filings



Filings by Division																
		Jan	Feb	Mar	Apr	May	Jun	Jul	Aug	Sep	Oct	Nov	Dec	Thru Oct	% Change	Total
Total	2017	65	68	176	48	62	111	76	57	174	63	-	-	900	-21.7%	900
	2016	64	83	222	104	52	157	76	105	224	62	90	137	1,149	▼	1,376
Civil	2017	18	23	25	8	16	16	13	15	20	17	-	-	171	1.8%	171
	2016	6	14	19	20	15	25	18	21	16	14	18	13	168	▲	199
Criminal	2017	10	10	95	13	15	46	38	10	101	11	-	-	349	-36.0%	349
	2016	11	11	149	55	9	91	10	29	165	15	34	99	545	▼	678
Miscellaneous	2017	32	30	46	23	26	35	23	26	39	33	-	-	313	-13.5%	313
	2016	38	48	40	26	25	31	42	46	35	31	31	18	362	▼	411
Other	2017	5	5	10	4	5	14	2	6	14	2	-	-	67	-9.5%	67
	2016	9	10	14	3	3	10	6	9	8	2	7	7	74	▼	88

Filings by Division & Case Category																
		Jan	Feb	Mar	Apr	May	Jun	Jul	Aug	Sep	Oct	Nov	Dec	Thru Oct	% Change	Total
Civil	Administrative Law	2017	-	-	-	-	1	1	1	-	-	-	-	3	3	3
		2016	-	-	-	-	-	-	-	-	-	-	-	0	↔	0
	Contested Divorce	2017	2	1	3	-	4	-	1	1	3	1	-	16	-20.0%	16
		2016	-	3	2	3	1	2	5	1	1	2	3	20	▼	25
	Domestic and Family - Level 1	2017	4	-	1	4	1	4	-	1	3	1	-	19	-32.1%	19
		2016	-	2	3	3	2	8	1	4	4	1	3	28	▼	31
	Domestic and Family - Level 2	2017	2	4	2	1	2	3	1	3	3	2	-	23	76.9%	23
		2016	-	3	1	3	4	1	1	-	-	4	1	13	▲	18
	General Civil - Level 1	2017	-	1	-	-	-	1	-	-	-	-	-	2	-66.7%	2
		2016	-	-	-	-	-	5	-	1	-	-	-	6	▼	6
	General Civil - Level 2	2017	3	4	2	-	5	1	6	2	8	-	-	31	34.8%	31
		2016	1	1	3	3	-	4	2	4	2	3	3	23	▲	29
	General Civil - Level 3	2017	2	-	2	-	-	2	3	-	9	-	-	18	-37.9%	18
		2016	1	4	4	1	1	5	2	4	4	3	1	29	▼	32
Criminal	Probates/Wills & Trusts - Level 1	2017	-	-	-	-	-	-	-	-	-	-	-	0	-100.0%	0
		2016	-	-	-	1	-	-	-	-	-	-	-	1	▼	1
	Probates/Wills & Trusts - Level 2	2017	1	4	2	-	-	2	-	-	1	-	-	10	233.3%	10
		2016	-	-	1	-	-	-	-	-	2	2	1	3	▲	6
	Protective Orders	2017	-	-	-	-	-	-	-	-	-	-	-	0	-100.0%	0
		2016	-	-	-	-	1	-	-	-	-	-	-	1	▼	1
	Uncontested Divorce	2017	4	9	13	3	4	4	4	2	4	-	-	49	11.4%	49
		2016	4	1	5	6	6	5	5	4	4	3	3	44	▲	50
	Capital Murder	2017	-	-	-	-	-	-	-	-	-	-	-	0	-100.0%	0
		2016	-	-	15	-	-	-	-	-	-	-	-	15	▼	15
Criminal	Felonies and Related Matters	2017	9	9	90	8	9	37	33	7	80	9	-	291	-40.1%	291
		2016	11	5	128	48	6	82	8	27	157	14	30	486	▼	610
	Misdemeanor	2017	1	1	5	3	6	9	4	3	21	2	-	55	37.5%	55
		2016	-	5	5	7	3	9	1	2	7	1	4	40	▲	48
	Other Criminally Related Matters	2017	-	-	-	2	-	-	1	-	-	-	-	3	-25.0%	3
		2016	-	1	1	-	-	-	1	-	1	-	1	4	▼	5
Miscellaneous		2017	32	30	46	23	26	35	23	26	39	33	-	313	-13.5%	313
		2016	38	48	40	26	25	31	42	46	35	31	31	362	▼	411
Other		2017	5	5	10	4	5	14	2	6	14	2	-	67	-9.5%	67
		2016	9	10	14	3	3	10	6	9	8	2	7	74	▼	88

January 2016 -- October 2017 Filings

Dashboard

Court: Russell Circuit

Circuit/Court ID: 29

Start/End Date: Jan-16 / Oct-17

229167

2016 Average Month: 330

Type of Case: Filings

Jan-Oct 2016: 3,287

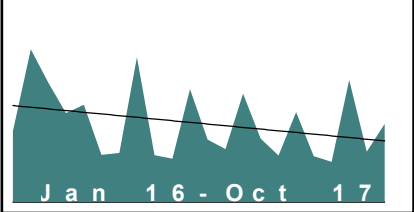
2017 Average Month: 267

Filings Trending: ▼

Jan-Oct 2017 : 2,667

Overall AVG. Month: 301

Monthly Filings Summary



Jan --- Oct Filings

2,667

3,287

2017

2016

Filings by Division																
		Jan	Feb	Mar	Apr	May	Jun	Jul	Aug	Sep	Oct	Nov	Dec	Thru Oct	% Change	Total
Total	2017	202	414	243	178	344	175	154	466	193	298	-	-	2,667	-18.9%	2,667
	2016	271	584	456	340	371	180	187	553	179	166	431	239	3,287	▼	3,957
Civil	2017	29	25	31	39	36	18	26	41	20	45	-	-	310	-6.9%	310
	2016	24	42	33	54	24	29	23	38	37	29	25	30	333	▼	388
Criminal	2017	73	287	109	71	214	67	54	330	96	142	-	-	1,443	4.2%	1,443
	2016	90	313	148	109	141	48	27	394	69	46	301	115	1,385	▲	1,801
Miscellaneous	2017	73	83	79	52	62	71	52	78	63	81	-	-	694	-18.4%	694
	2016	109	117	108	79	84	52	101	77	54	69	72	69	850	▼	991
Other	2017	27	19	24	16	32	19	22	17	14	30	-	-	220	-69.4%	220
	2016	48	112	167	98	122	51	36	44	19	22	33	25	719	▼	777

Filings by Division & Case Category																	
			Jan	Feb	Mar	Apr	May	Jun	Jul	Aug	Sep	Oct	Nov	Dec	Thru Oct	% Change	Total
Civil	Administrative Law	2017	-	-	-	-	-	-	1	-	-	-	-	-	1	0.0%	1
		2016	-	-	-	1	-	-	-	-	-	-	-	-	1	↔	1
	Contested Divorce	2017	2	3	1	3	6	3	2	7	2	7	-	-	36	2.9%	36
		2016	3	7	2	3	2	2	2	5	2	7	4	4	35	▲	43
	Domestic and Family - Level 1	2017	10	2	3	6	4	-	-	6	2	12	-	-	45	-45.8%	45
		2016	-	13	9	18	4	5	-	11	17	6	1	5	83	▼	89
	Domestic and Family - Level 2	2017	3	4	1	1	2	-	6	6	1	4	-	-	28	12.0%	28
		2016	1	-	4	3	5	1	2	3	5	1	-	5	25	▲	30
	General Civil - Level 1	2017	1	-	-	1	1	-	-	-	-	-	-	-	3	-25.0%	3
		2016	1	-	1	-	-	1	-	-	1	-	1	1	4	▼	6
	General Civil - Level 2	2017	3	1	3	13	2	2	5	4	2	3	-	-	38	-26.9%	38
		2016	9	4	4	6	1	8	5	8	3	4	3	4	52	▼	59
	General Civil - Level 3	2017	3	3	13	2	8	2	3	5	2	2	-	-	43	-2.3%	43
		2016	4	3	3	6	4	6	7	4	6	1	5	4	44	▼	53
Probates/Wills & Trusts - Level 1	2017	-	-	-	-	-	-	-	-	-	1	-	-	-	1	-50.0%	1
	2016	-	1	-	-	1	-	-	-	-	-	-	-	2	▼	2	
Probates/Wills & Trusts - Level 2	2017	-	1	1	3	2	1	2	3	2	-	-	-	15	50.0%	15	
	2016	1	4	-	1	1	1	1	1	-	-	-	-	10	▲	10	
Protective Orders	2017	-	-	-	-	1	-	-	-	-	-	-	-	1	0.0%	1	
	2016	-	-	1	-	-	-	-	-	-	-	-	-	1	↔	1	
Uncontested Divorce	2017	7	11	9	10	10	10	7	10	8	17	-	-	99	30.3%	99	
	2016	5	10	9	16	6	5	6	6	3	10	11	7	76	▲	94	
Criminal	Felonies and Related Matters	2017	52	255	93	59	163	47	29	248	68	111	-	-	1,125	-5.0%	1,125
		2016	80	297	132	89	114	34	22	340	48	28	222	99	1,184	▼	1,505
	Misdemeanor	2017	21	32	11	10	49	20	22	82	28	30	-	-	305	70.4%	305
		2016	7	12	14	15	26	12	4	54	18	17	79	12	179	▲	270
	Other Criminally Related Matters	2017	-	-	5	2	2	-	3	-	-	1	-	-	13	-40.9%	13
		2016	3	4	2	5	1	2	1	-	3	1	-	4	22	▼	26
Miscellaneous		2017	73	83	79	52	62	71	52	78	63	81	-	-	694	-18.4%	694
		2016	109	117	108	79	84	52	101	77	54	69	72	69	850	▼	991
Other		2017	27	19	24	16	32	19	22	17	14	30	-	-	220	-69.4%	220
		2016	48	112	167	98	122	51	36	44	19	22	33	25	719	▼	777

January 2016 -- October 2017 Filings

Dashboard

Court: Tazewell Circuit

Start/End Date: Jan-16 / Oct-17

2016 Average Month: 540

Jan-Oct 2016: 5,440

Filings Trending: ▼

Circuit/Court ID: 29

229185

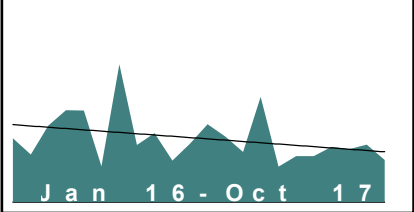
Type of Case: Filings

2017 Average Month: 424

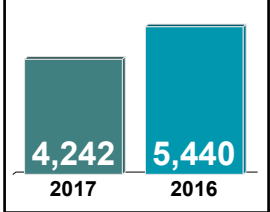
Jan-Oct 2017 : 4,242

Overall AVG. Month: 487

Monthly Filings Summary



Jan --- Oct Filings



Filings by Division																
		Jan	Feb	Mar	Apr	May	Jun	Jul	Aug	Sep	Oct	Nov	Dec	Thru Oct	% Change	Total
Total	2017	499	383	805	270	351	350	421	404	438	321	-	-	4,242	-22.0%	4,242
	2016	487	362	585	701	698	274	1,052	437	527	317	447	595	5,440	▼	6,482
Civil	2017	44	31	50	41	55	43	36	55	27	25	-	-	407	-13.8%	407
	2016	38	56	52	56	47	51	43	39	35	55	50	48	472	▼	570
Criminal	2017	335	217	644	146	190	205	301	262	332	171	-	-	2,803	-22.4%	2,803
	2016	280	113	378	517	553	105	913	239	371	145	300	458	3,614	▼	4,372
Miscellaneous	2017	111	128	108	75	101	89	80	84	74	117	-	-	967	-24.6%	967
	2016	163	182	148	123	91	110	91	151	115	109	89	79	1,283	▼	1,451
Other	2017	9	7	3	8	5	13	4	3	5	8	-	-	65	-8.5%	65
	2016	6	11	7	5	7	8	5	8	6	8	8	10	71	▼	89

Filings by Division & Case Category																
		Jan	Feb	Mar	Apr	May	Jun	Jul	Aug	Sep	Oct	Nov	Dec	Thru Oct	% Change	Total
Civil	Administrative Law	2017	-	-	-	1	-	1	-	-	-	-	-	2	-81.8%	2
		2016	1	-	1	1	-	3	-	2	3	-	-	11	▼	11
	Contested Divorce	2017	7	6	7	7	6	6	4	4	2	-	-	51	0.0%	51
		2016	2	9	6	8	8	3	3	3	5	4	3	51	↔	57
	Domestic and Family - Level 1	2017	4	1	3	3	4	4	9	6	7	2	-	43	-10.4%	43
		2016	2	10	2	6	1	5	10	5	1	6	5	48	▼	54
	Domestic and Family - Level 2	2017	2	2	3	3	8	4	2	5	6	3	-	38	-20.8%	38
		2016	2	9	9	6	5	6	4	3	1	3	4	48	▼	55
	General Civil - Level 1	2017	-	-	-	-	-	-	2	1	-	-	-	3	0.0%	3
		2016	-	-	-	-	1	-	1	-	-	2	1	3	↔	6
	General Civil - Level 2	2017	11	6	10	9	8	9	5	10	2	8	-	78	2.6%	78
		2016	4	5	7	11	10	8	4	6	7	14	8	76	▲	89
Criminal	General Civil - Level 3	2017	7	3	7	3	10	4	-	7	1	1	-	43	-27.1%	43
		2016	5	4	4	3	5	14	8	3	3	10	11	59	▼	80
	Probates/Wills & Trusts - Level 1	2017	-	-	-	-	-	-	1	-	-	-	-	1	0.0%	1
		2016	-	-	-	1	-	-	-	-	-	-	-	1	↔	1
	Probates/Wills & Trusts - Level 2	2017	2	4	4	4	3	2	2	5	2	-	-	28	12.0%	28
		2016	4	-	3	3	2	1	-	3	7	2	2	25	▲	36
	Uncontested Divorce	2017	11	9	16	11	16	13	13	16	6	9	-	120	-20.0%	120
		2016	18	19	20	17	15	11	13	15	9	13	16	150	▼	181
	Capital Murder	2017	-	-	1	-	-	-	-	-	-	-	-	1	0.0%	1
		2016	-	-	-	-	-	-	-	-	1	-	-	1	↔	1
	Felonies and Related Matters	2017	257	188	497	111	126	154	196	217	224	147	-	2,117	-24.9%	2,117
		2016	195	84	299	442	402	78	766	184	262	106	249	2,818	▼	3,446
Miscellaneous	Misdemeanor	2017	72	26	141	30	62	48	101	44	105	20	-	649	-13.5%	649
		2016	83	25	76	64	140	26	143	53	105	35	45	750	▼	872
	Other Criminally Related Matters	2017	6	3	5	5	2	3	4	1	3	4	-	36	-20.0%	36
		2016	2	4	3	11	11	1	4	2	4	3	6	45	▼	53
	Miscellaneous	2017	111	128	108	75	101	89	80	84	74	117	-	967	-24.6%	967
		2016	163	182	148	123	91	110	91	151	115	109	89	1,283	▼	1,451
	Other	2017	9	7	3	8	5	13	4	3	5	8	-	65	-8.5%	65
		2016	6	11	7	5	7	8	5	8	6	8	8	71	▼	89

January 2016 -- October 2017 Filings

Dashboard

Court: Lee Circuit

Circuit/Court ID: 30

Start/End Date: Jan-16 / Oct-17

230105

2016 Average Month: 189

Type of Case: Filings

Jan-Oct 2016: 1,867

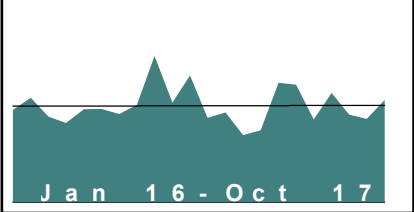
2017 Average Month:178

Filings Trending: ▼

Jan-Oct 2017 : 1,775

Overall AVG. Month: 184

Monthly Filings Summary



Jan --- Oct Filings

1,775

1,867

2017

2016

Filings by Division																
		Jan	Feb	Mar	Apr	May	Jun	Jul	Aug	Sep	Oct	Nov	Dec	Thru Oct	% Change	Total
Total	2017	171	128	137	228	224	158	208	167	159	195	-	-	1,775	-4.9%	1,775
	2016	176	199	163	151	177	178	168	186	279	190	242	161	1,867	▼	2,270
Civil	2017	16	14	23	23	17	31	28	29	29	27	-	-	237	7.2%	237
	2016	15	29	20	23	21	20	20	32	23	18	21	19	221	▲	261
Criminal	2017	100	63	40	154	165	85	147	94	90	126	-	-	1,064	-2.5%	1,064
	2016	101	112	66	89	112	112	98	91	198	112	159	106	1,091	▼	1,356
Miscellaneous	2017	50	47	69	45	39	39	27	38	38	42	-	-	434	-21.2%	434
	2016	60	58	77	38	44	46	48	63	58	59	62	35	551	▼	648
Other	2017	5	4	5	6	3	3	6	6	2	-	-	-	40	900.0%	40
	2016	-	-	-	1	-	-	2	-	-	1	-	1	4	▲	5

Filings by Division & Case Category																	
			Jan	Feb	Mar	Apr	May	Jun	Jul	Aug	Sep	Oct	Nov	Dec	Thru Oct	% Change	Total
Civil	Administrative Law	2017	-	-	-	-	-	-	1	-	-	-	-	-	1	0.0%	1
		2016	1	-	-	-	-	-	-	-	-	-	-	-	1	↔	1
	Contested Divorce	2017	2	1	5	3	2	3	8	3	2	3	-	-	32	33.3%	32
		2016	1	3	6	2	2	1	1	1	4	3	3	-	24	▲	27
	Domestic and Family - Level 1	2017	2	1	-	2	-	2	1	-	2	3	-	-	13	85.7%	13
		2016	1	-	-	1	-	2	-	1	2	-	3	1	7	▲	11
	Domestic and Family - Level 2	2017	4	-	4	3	4	6	3	7	5	2	-	-	38	0.0%	38
		2016	2	4	5	3	7	4	2	8	2	1	6	2	38	↔	46
	General Civil - Level 1	2017	-	-	-	-	-	1	-	2	1	1	-	-	5	400.0%	5
		2016	-	-	-	-	-	1	-	-	-	-	-	1	1	▲	2
	General Civil - Level 2	2017	2	3	3	4	1	5	3	6	4	6	-	-	37	37.0%	37
		2016	1	3	2	4	1	1	2	6	3	4	2	3	27	▲	32
	General Civil - Level 3	2017	2	3	4	6	5	1	5	5	8	2	-	-	41	7.9%	41
		2016	2	5	3	1	3	6	4	9	2	3	1	3	38	▲	42
Probates/Wills & Trusts - Level 1	2017	-	-	-	-	-	-	-	-	-	1	-	-	-	1	1	1
	2016	-	-	-	-	-	-	-	-	-	-	-	-	-	0	↔	0
Probates/Wills & Trusts - Level 2	2017	2	-	-	-	1	7	3	1	3	3	-	-	20	25.0%	20	
	2016	2	4	-	4	1	1	-	1	2	1	1	1	16	▲	18	
Uncontested Divorce	2017	2	6	7	5	4	6	4	5	3	7	-	-	49	-29.0%	49	
	2016	5	10	4	8	7	4	11	6	8	6	5	8	69	▼	82	
Criminal	Felonies and Related Matters	2017	77	41	19	89	133	51	110	66	74	85	-	-	745	-6.6%	745
		2016	63	91	47	62	87	81	78	57	146	86	119	65	798	▼	982
	Misdemeanor	2017	22	16	20	21	22	27	26	20	14	28	-	-	216	-6.5%	216
		2016	17	16	14	17	24	27	19	22	50	25	31	38	231	▼	300
	Other Criminally Related Matters	2017	1	6	1	44	10	7	11	8	2	13	-	-	103	66.1%	103
		2016	21	5	5	10	1	4	1	12	2	1	9	3	62	▲	74
	Miscellaneous	2017	50	47	69	45	39	39	27	38	38	42	-	-	434	-21.2%	434
		2016	60	58	77	38	44	46	48	63	58	59	62	35	551	▼	648
	Other	2017	5	4	5	6	3	3	6	6	2	-	-	-	40	900.0%	40
		2016	-	-	-	1	-	-	2	-	-	1	-	1	4	▲	5

January 2016 -- October 2017 Filings

Dashboard

Court: Scott Circuit

Start/End Date: Jan-16 / Oct-17

2016 Average Month: 198

Jan-Oct 2016: 2,003

Filings Trending: ▲

Circuit/Court ID: 30

230169

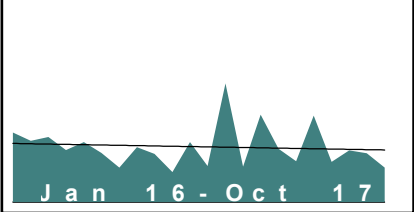
Type of Case: Filings

2017 Average Month:228

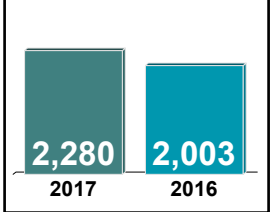
Jan-Oct 2017 : 2,280

Overall AVG. Month: 211

Monthly Filings Summary



Jan --- Oct Filings



Filings by Division																
		Jan	Feb	Mar	Apr	May	Jun	Jul	Aug	Sep	Oct	Nov	Dec	Thru Oct	% Change	Total
Total	2017	453	135	334	203	156	330	154	197	186	132	-	-	2,280	13.8%	2,280
	2016	265	234	249	198	229	188	132	209	184	115	229	138	2,003	▲	2,370
Civil	2017	15	16	36	20	15	28	32	23	25	18	-	-	228	9.1%	228
	2016	24	24	24	34	23	14	19	20	12	15	28	29	209	▲	266
Criminal	2017	363	43	201	139	87	240	72	114	108	55	-	-	1,422	24.6%	1,422
	2016	147	130	142	112	153	119	44	130	119	45	145	50	1,141	▲	1,336
Miscellaneous	2017	74	76	97	44	54	62	50	60	53	59	-	-	629	-3.7%	629
	2016	94	80	83	52	53	55	69	59	53	55	56	59	653	▼	768
Other	2017	1	-	-	-	-	-	-	-	-	-	-	-	1	1	1
	2016	-	-	-	-	-	-	-	-	-	-	-	-	0	↔	0

Filings by Division & Case Category																
		Jan	Feb	Mar	Apr	May	Jun	Jul	Aug	Sep	Oct	Nov	Dec	Thru Oct	% Change	Total
Civil	Administrative Law	2017	-	-	1	-	-	-	1	-	-	-	-	2	0.0%	2
		2016	-	-	1	-	-	-	-	-	1	-	-	2	↔	2
	Contested Divorce	2017	2	3	4	4	3	-	5	-	2	4	-	27	-38.6%	27
		2016	3	4	6	7	6	5	8	3	1	1	5	44	▼	53
	Domestic and Family - Level 1	2017	-	-	12	-	2	7	6	5	8	4	-	44	450.0%	44
		2016	4	-	-	1	1	-	2	-	-	10	10	8	▲	28
	Domestic and Family - Level 2	2017	1	-	3	1	2	-	1	1	2	1	-	12	100.0%	12
		2016	-	1	1	1	1	-	1	-	-	-	-	6	▲	6
	General Civil - Level 1	2017	-	-	-	1	-	1	-	3	-	-	-	5	25.0%	5
		2016	-	2	-	1	-	-	1	-	-	-	1	4	▲	5
	General Civil - Level 2	2017	2	1	5	5	4	6	3	1	2	4	-	33	37.5%	33
		2016	3	6	2	-	1	3	2	3	1	3	1	24	▲	28
Criminal	General Civil - Level 3	2017	2	3	4	4	2	5	3	3	4	2	-	32	-3.0%	32
		2016	7	3	5	3	3	1	3	3	4	4	3	33	▼	40
	Probates/Wills & Trusts - Level 2	2017	1	-	-	1	1	1	3	4	1	2	-	14	-17.6%	14
		2016	1	1	4	2	2	-	3	4	-	-	1	17	▼	21
	Uncontested Divorce	2017	7	9	7	4	1	8	10	6	6	1	-	59	-16.9%	59
		2016	6	7	5	19	9	4	4	7	6	7	5	71	▼	83
	Felonies and Related Matters	2017	310	17	142	103	49	212	37	58	62	20	-	1,010	45.5%	1,010
		2016	98	75	74	72	82	86	16	77	96	18	102	694	▲	812
	Misdemeanor	2017	45	25	48	32	32	26	25	45	40	28	-	346	-2.5%	346
		2016	43	52	46	34	54	25	20	42	21	18	40	355	▼	424
	Other Criminally Related Matters	2017	8	1	11	4	6	2	10	11	6	7	-	66	-28.3%	66
		2016	6	3	22	6	17	8	8	11	2	9	3	92	▼	100
Miscellaneous		2017	74	76	97	44	54	62	50	60	53	59	-	629	-3.7%	629
		2016	94	80	83	52	53	55	69	59	53	55	56	653	▼	768
Other		2017	1	-	-	-	-	-	-	-	-	-	-	1	1	1
		2016	-	-	-	-	-	-	-	-	-	-	-	0	↔	0

January 2016 -- October 2017 Filings

Dashboard

Court: Wise Circuit

Start/End Date: Jan-16 / Oct-17

2016 Average Month: 352

Jan-Oct 2016: 3,642

Filings Trending: ▲

Circuit/Court ID: 30

230195

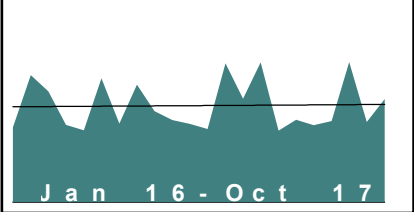
Type of Case: Filings

2017 Average Month:388

Jan-Oct 2017 : 3,883

Overall AVG. Month: 368

Monthly Filings Summary



Jan --- Oct Filings

3,883

3,642

2017

2016

Filings by Division																
		Jan	Feb	Mar	Apr	May	Jun	Jul	Aug	Sep	Oct	Nov	Dec	Thru Oct	% Change	Total
Total	2017	530	395	533	273	314	294	309	535	306	394	-	-	3,883	6.6%	3,883
	2016	285	485	423	295	274	472	300	448	347	313	299	279	3,642	▲	4,220
Civil	2017	59	51	70	45	59	38	39	68	55	43	-	-	527	2.7%	527
	2016	41	49	54	46	50	53	56	37	68	59	34	45	513	▲	592
Criminal	2017	400	258	360	154	174	167	201	362	162	242	-	-	2,480	13.4%	2,480
	2016	154	313	253	162	157	353	136	304	182	173	176	170	2,187	▲	2,533
Miscellaneous	2017	68	81	98	71	78	82	69	102	85	98	-	-	832	-9.6%	832
	2016	85	119	114	85	66	63	107	107	94	80	86	62	920	▼	1,068
Other	2017	3	5	5	3	3	7	-	3	4	11	-	-	44	100.0%	44
	2016	5	4	2	2	1	3	1	-	3	1	3	2	22	▲	27

Filings by Division & Case Category																
		Jan	Feb	Mar	Apr	May	Jun	Jul	Aug	Sep	Oct	Nov	Dec	Thru Oct	% Change	Total
Civil	Administrative Law	2017	-	2	1	1	1	-	-	-	-	-	-	5	-16.7%	5
		2016	1	-	-	-	-	-	1	1	3	1	-	6	▼	7
	Contested Divorce	2017	6	8	8	7	6	7	10	8	7	-	-	72	1.4%	72
		2016	5	7	12	10	6	6	4	7	4	6	5	71	▲	82
	Domestic and Family - Level 1	2017	22	10	5	9	11	3	4	11	8	-	-	88	33.3%	88
		2016	4	1	1	2	14	7	6	4	12	-	13	66	▲	79
	Domestic and Family - Level 2	2017	3	5	9	4	7	1	4	7	7	-	-	47	-7.8%	47
		2016	2	3	6	3	7	6	12	3	6	4	1	51	▼	56
	General Civil - Level 1	2017	-	-	-	1	-	1	2	-	-	1	-	5	-50.0%	5
		2016	1	1	-	2	3	2	-	1	-	3	1	10	▼	14
	General Civil - Level 2	2017	6	2	11	4	7	3	5	5	12	-	-	61	-32.2%	61
		2016	4	11	14	9	7	10	6	10	9	1	12	90	▼	103
Criminal	General Civil - Level 3	2017	6	4	9	2	7	6	3	7	10	7	-	61	38.6%	61
		2016	4	1	3	6	5	2	4	3	10	6	6	44	▲	53
	Probates/Wills & Trusts - Level 1	2017	-	-	-	-	1	-	-	-	-	-	-	1	0.0%	1
		2016	1	-	-	-	-	-	-	-	-	-	-	1	↔	1
	Probates/Wills & Trusts - Level 2	2017	1	4	5	2	3	1	3	10	1	5	-	35	12.9%	35
		2016	5	5	5	2	1	4	1	1	4	3	3	31	▲	34
	Uncontested Divorce	2017	15	16	22	15	16	16	13	18	9	12	-	152	6.3%	152
		2016	14	20	13	12	7	16	17	11	17	16	13	143	▲	163
	Capital Murder	2017	-	-	-	1	-	-	2	-	-	-	-	3	-25.0%	3
		2016	-	-	-	-	4	-	-	-	-	-	-	4	▼	4
	Felonies and Related Matters	2017	286	172	322	102	110	130	157	120	179	-	-	1,843	15.2%	1,843
		2016	101	250	158	120	113	313	83	215	112	122	116	1,600	▲	1,838
Miscellaneous	Misdemeanor	2017	99	78	33	42	58	34	39	85	37	57	-	562	19.1%	562
		2016	42	51	81	32	34	31	36	74	40	51	43	472	▲	559
	Other Criminally Related Matters	2017	15	8	5	9	6	3	5	10	5	6	-	72	-35.1%	72
		2016	11	12	14	10	6	9	17	15	7	10	11	111	▼	132
	Miscellaneous	2017	68	81	98	71	78	82	69	102	85	98	-	832	-9.6%	832
		2016	85	119	114	85	66	63	107	107	94	80	86	920	▼	1,068
	Other	2017	3	5	5	3	3	7	-	3	4	11	-	44	100.0%	44
		2016	5	4	2	2	1	3	1	-	3	1	3	22	▲	27

January 2016 -- October 2017 Filings

Dashboard

Court: Prince William Circuit

Circuit/Court ID: 31

Start/End Date: Jan-16 / Oct-17

231153

2016 Average Month: 1,538

Type of Case: Filings

Jan-Oct 2016: 15,544

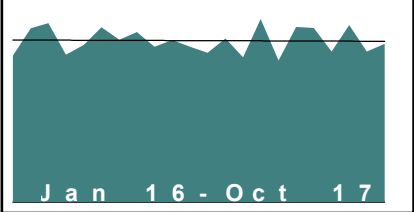
2017 Average Month: 1,546

Filings Trending: ↔

Jan-Oct 2017 : 15,456

Overall AVG. Month: 1,541

Monthly Filings Summary



Jan 16 - Oct 17

Jan --- Oct Filings

15,456

15,544

2017

2016

Filings by Division																
		Jan	Feb	Mar	Apr	May	Jun	Jul	Aug	Sep	Oct	Nov	Dec	Thru Oct	% Change	Total
Total	2017	1,563	1,383	1,748	1,353	1,673	1,663	1,437	1,690	1,436	1,510	-	-	15,456	-0.6%	15,456
	2016	1,399	1,659	1,709	1,406	1,502	1,669	1,549	1,622	1,482	1,547	1,483	1,424	15,544	▼	18,451
Civil	2017	239	248	282	254	288	280	216	288	269	258	-	-	2,622	-3.6%	2,622
	2016	204	269	273	248	291	301	281	307	299	248	252	245	2,721	▼	3,218
Criminal	2017	440	405	541	411	581	572	527	541	463	511	-	-	4,992	3.1%	4,992
	2016	394	487	479	432	518	506	482	522	493	531	411	401	4,844	▲	5,656
Miscellaneous	2017	763	672	828	617	697	743	623	754	633	685	-	-	7,015	-1.5%	7,015
	2016	734	800	887	653	592	728	684	710	638	693	740	692	7,119	▼	8,551
Other	2017	121	58	97	71	107	68	71	107	71	56	-	-	827	-3.8%	827
	2016	67	103	70	73	101	134	102	83	52	75	80	86	860	▼	1,026

Filings by Division & Case Category																	
			Jan	Feb	Mar	Apr	May	Jun	Jul	Aug	Sep	Oct	Nov	Dec	Thru Oct	% Change	Total
Civil	Administrative Law	2017	-	-	3	-	2	1	-	2	3	6	-	-	17	-39.3%	17
		2016	3	-	-	4	2	3	-	1	9	6	1	-	28	▼	29
	Contested Divorce	2017	17	28	20	29	35	26	24	33	26	32	-	-	270	-19.9%	270
		2016	23	37	27	30	35	39	36	37	45	28	19	21	337	▼	377
	Domestic and Family - Level 1	2017	13	9	18	22	24	22	24	33	19	12	-	-	196	-8.0%	196
		2016	20	17	25	21	19	23	29	26	21	12	32	21	213	▼	266
	Domestic and Family - Level 2	2017	13	7	20	12	14	18	8	14	12	12	-	-	130	-15.6%	130
		2016	7	11	20	7	21	25	15	20	18	10	15	9	154	▼	178
	General Civil - Level 1	2017	2	7	6	5	2	2	5	1	2	4	-	-	36	-10.0%	36
		2016	3	4	5	2	2	7	4	3	6	4	2	3	40	▼	45
	General Civil - Level 2	2017	63	81	73	70	75	89	56	78	83	77	-	-	745	-1.7%	745
		2016	55	86	67	62	80	90	77	93	78	70	68	81	758	▼	907
	General Civil - Level 3	2017	30	26	29	32	29	22	22	21	28	23	-	-	262	4.4%	262
		2016	24	25	25	21	51	21	19	21	19	25	33	27	251	▲	311
Probates/Wills & Trusts - Level 1	2017	1	-	-	1	-	-	-	-	-	1	-	-	3	-50.0%	3	
	2016	-	-	-	1	-	1	2	-	-	2	1	2	6	▼	9	
Probates/Wills & Trusts - Level 2	2017	11	9	10	16	13	13	8	14	9	8	-	-	111	15.6%	111	
	2016	8	8	13	15	5	11	8	9	10	9	7	9	96	▲	112	
Protective Orders	2017	-	-	-	-	2	-	-	-	1	-	-	-	3	-50.0%	3	
	2016	1	-	-	-	-	1	-	1	2	1	1	1	6	▼	8	
Uncontested Divorce	2017	89	81	103	67	92	87	69	92	86	83	-	-	849	2.0%	849	
	2016	60	81	91	85	76	80	91	96	91	81	73	71	832	▲	976	
Criminal	Capital Murder	2017	-	-	-	-	-	-	-	-	-	1	-	-	1	-80.0%	1
		2016	-	-	-	5	-	-	-	-	-	-	-	-	5	▼	5
	Felonies and Related Matters	2017	309	255	303	284	331	346	315	329	263	361	-	-	3,096	6.5%	3,096
		2016	197	307	306	309	318	270	267	315	287	332	226	263	2,908	▲	3,397
	Misdemeanor	2017	89	91	137	79	141	121	132	117	91	103	-	-	1,101	2.0%	1,101
		2016	121	96	103	72	119	134	104	105	95	130	96	74	1,079	▲	1,249
	Other Criminally Related Matters	2017	42	59	101	48	109	105	80	95	109	46	-	-	794	-6.8%	794
2016		76	84	70	46	81	102	111	102	111	69	89	64	852	▼	1,005	
Miscellaneous		2017	763	672	828	617	697	743	623	754	633	685	-	-	7,015	-1.5%	7,015
		2016	734	800	887	653	592	728	684	710	638	693	740	692	7,119	▼	8,551
Other		2017	121	58	97	71	107	68	71	107	71	56	-	-	827	-3.8%	827
		2016	67	103	70	73	101	134	102	83	52	75	80	86	860	▼	1,026