


January 2016 -- November 2017 Filings

Dashboard

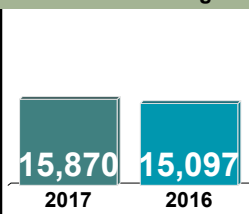
**Court:** Chesapeake Circuit  
**Start/End Date:** Jan-16 / Nov-17  
**2016 Average Month:** 1,354  
**Jan-Nov 2016:** 15,097  
**Filings Trending:** ▲

**Circuit/Court ID:** 1 201550  
**Type of Case:** Filings  
**2017 Average Month:** 1,443  
**Jan-Nov 2017 :** 15,870  
**Overall AVG. Month:** 1,397

Monthly Filings Summary



Jan --- Nov Filings



Filings by Division

		Jan	Feb	Mar	Apr	May	Jun	Jul	Aug	Sep	Oct	Nov	Dec	Thru Nov	% Change	Total
<b>Total</b>	2017	1,440	1,328	1,702	1,281	1,554	1,408	1,252	1,507	1,479	1,471	1,448	-	15,870	5%	15,870
	2016	1,275	1,452	1,592	1,517	1,228	1,264	1,399	1,409	1,202	1,361	1,398	1,153	15,097	▲	16,250
<b>Civil</b>	2017	199	150	223	185	263	220	253	295	286	291	297	-	2,662	26%	2,662
	2016	192	195	209	192	220	156	153	271	169	202	160	175	2,119	▲	2,294
<b>Criminal</b>	2017	602	585	766	603	775	659	507	617	648	626	526	-	6,914	4%	6,914
	2016	403	545	755	719	541	613	664	546	514	669	691	427	6,660	▲	7,087
<b>Miscellaneous</b>	2017	458	480	530	358	358	391	344	419	385	419	505	-	4,647	-4%	4,647
	2016	559	583	489	397	335	390	426	433	385	388	431	447	4,816	▼	5,263
<b>Other</b>	2017	181	113	183	135	158	138	148	176	160	135	120	-	1,647	10%	1,647
	2016	121	129	139	209	132	105	156	159	134	102	116	104	1,502	▲	1,606

Filings by Division & Case Category

		Jan	Feb	Mar	Apr	May	Jun	Jul	Aug	Sep	Oct	Nov	Dec	Thru Nov	% Change	Total
<b>Civil</b>	<b>Administrative Law</b>	2017	1	2	4	-	1	-	2	1	2	1	-	14	-42%	14
		2016	3	3	3	2	-	2	5	2	2	2	4	24	▼	28
	<b>Contested Divorce</b>	2017	28	38	29	29	33	39	64	59	54	54	-	468	50%	468
		2016	27	37	35	36	29	23	31	30	21	26	18	313	▲	331
	<b>Domestic and Family - Level 1</b>	2017	27	16	34	12	32	30	15	23	16	24	-	240	-11%	240
		2016	9	20	30	27	19	20	61	22	26	12	13	269	▼	282
	<b>Domestic and Family - Level 2</b>	2017	7	7	6	12	7	15	6	7	7	4	-	83	8%	83
		2016	5	7	11	16	5	8	8	3	7	2	6	77	▲	83
	<b>General Civil - Level 1</b>	2017	1	-	3	-	5	3	2	8	1	1	-	26	-35%	26
		2016	5	4	3	3	10	1	8	3	1	1	2	40	▼	42
	<b>General Civil - Level 2</b>	2017	40	21	34	36	45	25	31	38	34	42	-	387	-7%	387
		2016	49	45	34	25	52	26	32	51	36	34	36	418	▼	454
<b>Criminal</b>	<b>General Civil - Level 3</b>	2017	25	9	28	25	25	20	20	14	19	12	-	224	12%	224
		2016	20	6	14	14	26	13	35	18	27	16	31	200	▲	231
	<b>Probates/Wills &amp; Trusts - Level 1</b>	2017	-	1	-	-	1	-	2	-	-	-	-	4	-33%	4
		2016	-	-	2	-	-	3	1	-	-	-	2	6	▼	8
	<b>Probates/Wills &amp; Trusts - Level 2</b>	2017	6	5	9	8	25	8	5	4	7	13	-	95	17%	95
		2016	7	7	9	6	11	7	4	5	6	11	11	81	▲	92
	<b>Uncontested Divorce</b>	2017	64	51	76	63	90	79	141	136	143	147	-	1,121	62%	1,121
		2016	67	66	68	63	68	56	66	49	73	59	52	691	▲	743
	<b>Felonies and Related Matters</b>	2017	462	394	537	404	548	465	364	465	431	302	-	4,704	-2%	4,704
		2016	292	358	554	529	385	437	370	369	503	512	276	4,800	▼	5,076
	<b>Misdemeanor</b>	2017	105	146	162	159	169	148	191	142	138	176	-	1,657	19%	1,657
		2016	83	142	142	146	107	129	140	114	132	138	113	1,391	▲	1,504
<b>Miscellaneous</b>	<b>Other Criminally Related Matters</b>	2017	35	45	67	40	58	46	62	41	57	48	-	553	18%	553
		2016	28	45	59	44	49	47	36	31	34	41	38	469	▲	507
<b>Other</b>		2017	458	480	530	358	358	391	419	385	419	505	-	4,647	-4%	4,647
		2016	559	583	489	397	335	390	426	433	385	388	447	4,816	▼	5,263
<b>Other</b>		2017	181	113	183	135	158	138	148	176	160	135	-	1,647	10%	1,647
		2016	121	129	139	209	132	105	156	159	134	102	104	1,502	▲	1,606

January 2016 -- November 2017 Filings

Dashboard

Court: Accomack Circuit

Start/End Date: Jan-16 / Nov-17

2016 Average Month: 132

Jan-Nov 2016: 1,499

Filings Trending: ↔

Circuit/Court ID: 2 202001

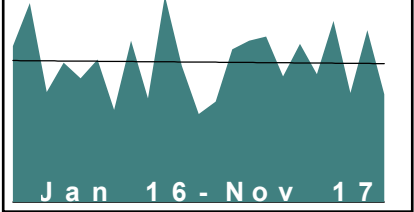
Type of Case: Filings

2017 Average Month: 136

Jan-Nov 2017 : 1,491

Overall AVG. Month: 134

Monthly Filings Summary



Jan --- Nov Filings

1,491

2017

1,499

2016

Filings by Division																
		Jan	Feb	Mar	Apr	May	Jun	Jul	Aug	Sep	Oct	Nov	Dec	Thru Nov	% Change	Total
Total	2017	96	146	154	158	120	151	122	173	104	164	103	-	1,491	-1%	1,491
	2016	149	190	105	133	118	136	88	154	99	197	130	84	1,499	▼	1,583
Civil	2017	18	21	33	25	23	36	51	44	14	17	15	-	297	27%	297
	2016	20	18	13	21	25	23	20	31	18	27	18	16	234	▲	250
Criminal	2017	24	66	36	91	49	70	30	53	17	86	18	-	540	11%	540
	2016	22	65	16	53	33	68	29	67	31	81	23	14	488	▲	502
Miscellaneous	2017	50	50	71	32	40	36	34	67	70	54	68	-	572	-24%	572
	2016	101	105	75	58	56	44	37	53	47	85	88	48	749	▼	797
Other	2017	4	9	14	10	8	9	7	9	3	7	2	-	82	193%	82
	2016	6	2	1	1	4	1	2	3	3	4	1	6	28	▲	34

Filings by Division & Case Category																
		Jan	Feb	Mar	Apr	May	Jun	Jul	Aug	Sep	Oct	Nov	Dec	Thru Nov	% Change	Total
Civil	Administrative Law	2017	-	-	-	-	-	-	-	-	-	-	-	0	-100%	0
		2016	-	2	-	1	-	1	1	-	-	-	-	6	▼	6
	Contested Divorce	2017	1	3	3	1	5	1	3	1	2	1	3	24	0%	24
		2016	2	3	2	-	6	4	3	-	1	1	2	24	↔	27
	Domestic and Family - Level 1	2017	2	-	1	5	1	1	4	-	-	1	-	17	13%	17
		2016	3	3	3	1	-	2	1	-	2	-	3	15	▲	18
	Domestic and Family - Level 2	2017	2	-	7	2	1	2	-	2	-	-	-	16	167%	16
		2016	-	-	-	2	-	2	-	2	-	-	-	6	▲	6
	General Civil - Level 1	2017	1	-	1	-	-	1	-	1	-	1	-	5	-17%	5
		2016	1	1	-	-	-	1	1	1	-	1	-	6	▼	6
	General Civil - Level 2	2017	5	-	5	4	5	13	15	2	5	7	-	86	23%	86
		2016	5	2	3	7	4	5	3	16	7	12	6	70	▲	75
	General Civil - Level 3	2017	5	5	5	7	5	11	11	3	6	3	-	73	161%	73
		2016	1	1	1	-	3	1	4	6	3	5	4	28	▲	32
Criminal	Probates/Wills & Trusts - Level 1	2017	-	-	-	-	-	-	-	-	-	-	-	0	-100%	0
		2016	-	-	1	-	-	-	-	-	-	-	-	1	▼	1
	Probates/Wills & Trusts - Level 2	2017	-	1	-	-	-	2	1	2	-	-	-	6	-14%	6
		2016	-	1	1	-	1	-	1	-	2	1	-	7	▼	7
	Protective Orders	2017	-	1	-	1	-	-	-	-	-	-	-	2	0%	2
		2016	-	-	-	-	-	-	1	-	1	-	-	2	↔	2
	Uncontested Divorce	2017	2	11	11	5	6	5	8	8	7	5	-	68	-1%	68
		2016	8	5	2	10	11	8	7	3	6	4	5	69	▼	70
	Capital Murder	2017	-	1	-	-	-	-	-	-	-	-	-	1	0%	1
		2016	-	1	-	-	-	-	-	-	-	-	-	1	↔	1
Criminal	Felonies and Related Matters	2017	11	45	9	71	24	62	16	36	11	60	6	351	7%	351
		2016	8	57	8	38	21	49	9	47	12	60	18	327	▲	336
	Misdemeanor	2017	10	20	23	20	21	6	9	12	5	20	3	149	24%	149
		2016	9	6	4	14	12	13	14	14	12	18	4	120	▲	125
	Other Criminally Related Matters	2017	3	-	4	-	4	2	5	5	1	6	9	39	-3%	39
Miscellaneous		2016	5	1	4	1	-	6	6	6	7	3	1	40	▼	40
	Miscellaneous	2017	50	50	71	32	40	36	34	67	70	54	68	572	-24%	572
Other		2016	101	105	75	58	56	44	37	53	47	85	88	749	▼	797
	Other	2017	4	9	14	10	8	9	7	9	3	7	2	82	193%	82
		2016	6	2	1	1	4	1	2	3	3	4	1	28	▲	34

Dashboard

Court: Northampton Circuit

Start/End Date: Jan-16 / Nov-17

2016 Average Month: 91

Jan-Nov 2016: 1,025

Filings Trending: ▲

Circuit/Court ID: 2 202131

Type of Case: Filings

2017 Average Month:97

Jan-Nov 2017 : 1,068

Overall AVG. Month: 94

Monthly Filings Summary

Jan 16 - Nov 17

Jan --- Nov Filings

1,068

1,025

2017

2016

Filings by Division																
		Jan	Feb	Mar	Apr	May	Jun	Jul	Aug	Sep	Oct	Nov	Dec	Thru Nov	% Change	Total
Total	2017	86	85	80	64	123	69	129	139	105	104	84	-	1,068	4%	1,068
	2016	107	91	207	53	93	54	81	91	80	76	92	70	1,025	▲	1,095
Civil	2017	8	5	11	13	9	10	23	22	32	11	18	-	162	65%	162
	2016	7	9	11	11	12	3	13	9	11	9	3	11	98	▲	109
Criminal	2017	64	57	43	39	95	49	98	100	62	69	50	-	726	2%	726
	2016	76	53	168	27	66	40	57	69	51	44	63	42	714	▲	756
Miscellaneous	2017	14	23	26	12	16	10	8	17	11	24	16	-	177	-17%	177
	2016	24	29	28	15	15	10	11	13	18	23	26	17	212	▼	229
Other	2017	-	-	-	-	3	-	-	-	-	-	-	-	3	200%	3
	2016	-	-	-	-	-	1	-	-	-	-	-	-	1	▲	1

Filings by Division & Case Category																
		Jan	Feb	Mar	Apr	May	Jun	Jul	Aug	Sep	Oct	Nov	Dec	Thru Nov	% Change	Total
Civil	Administrative Law	2017	-	-	-	-	-	-	-	-	-	1	-	1	0%	1
		2016	-	-	-	-	-	-	1	-	-	-	-	1	↔	1
	Contested Divorce	2017	-	-	3	1	1	1	3	-	1	3	-	13	44%	13
		2016	2	1	2	1	-	1	1	1	-	-	-	9	▲	9
	Domestic and Family - Level 1	2017	-	-	-	-	3	1	1	2	-	1	-	8	-38%	8
		2016	-	-	2	3	1	-	3	-	3	-	1	13	▼	14
	Domestic and Family - Level 2	2017	-	-	-	-	-	-	-	1	-	-	-	1	-50%	1
		2016	-	-	-	-	1	-	-	1	-	-	1	2	▼	3
	General Civil - Level 1	2017	-	-	-	2	-	-	-	-	1	-	-	3	3	3
		2016	-	-	-	-	-	-	-	-	-	-	-	0	↔	0
	General Civil - Level 2	2017	3	2	3	3	2	1	4	4	6	5	-	36	89%	36
		2016	-	1	1	-	4	-	2	5	-	1	4	19	▲	23
	General Civil - Level 3	2017	2	-	2	7	3	2	17	10	3	5	-	72	157%	72
		2016	2	4	1	5	3	1	5	1	2	2	3	28	▲	31
Criminal	Probates/Wills & Trusts - Level 1	2017	1	-	-	-	-	-	-	-	-	-	-	1	1	1
		2016	-	-	-	-	-	-	-	-	-	-	1	0	↔	1
	Probates/Wills & Trusts - Level 2	2017	-	-	-	-	1	1	-	-	-	-	-	2	-50%	2
		2016	1	-	1	1	-	-	-	1	-	-	1	4	▼	5
	Protective Orders	2017	-	-	-	-	-	-	-	-	-	-	-	0	-100%	0
		2016	-	-	-	-	-	-	-	-	1	-	-	1	▼	1
	Uncontested Divorce	2017	2	3	3	-	1	2	3	4	4	3	-	25	19%	25
		2016	2	3	4	1	3	-	3	1	1	3	-	21	▲	21
	Capital Murder	2017	-	-	-	-	-	-	-	-	-	-	-	0	-100%	0
		2016	-	-	-	-	-	-	-	-	-	2	-	2	▼	2
	Felonies and Related Matters	2017	39	11	13	14	51	14	51	25	21	45	43	327	-9%	327
		2016	52	24	148	12	19	12	24	28	15	12	15	358	▼	373
	Misdemeanor	2017	25	25	26	24	30	29	41	68	32	23	3	326	16%	326
		2016	21	26	14	10	36	24	15	37	31	27	40	281	▲	305
	Other Criminally Related Matters	2017	-	21	4	1	14	6	6	7	9	1	4	73	0%	73
		2016	3	3	6	5	11	4	18	4	5	5	9	73	↔	76
Miscellaneous	2017	14	23	26	12	16	10	8	17	11	24	16	-	177	-17%	177
	2016	24	29	28	15	15	10	11	13	18	23	26	17	212	▼	229
Other	2017	-	-	-	-	3	-	-	-	-	-	-	-	3	200%	3
	2016	-	-	-	-	-	1	-	-	-	-	-	-	1	▲	1


January 2016 -- November 2017 Filings

## Dashboard

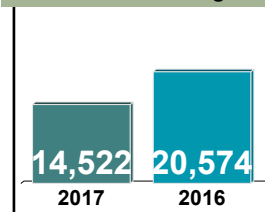
**Court:** Virginia Beach Circuit  
**Start/End Date:** Jan-16 / Nov-17  
**2016 Average Month:** 1,860  
**Jan-Nov 2016:** 20,574  
**Filings Trending:** ▼

**Circuit/Court ID:** 2 202810  
**Type of Case:** Filings  
**2017 Average Month:** 1,320  
**Jan-Nov 2017 :** 14,522  
**Overall AVG. Month:** 1,602

## Monthly Filings Summary



## Jan --- Nov Filings



## Filings by Division

		Jan	Feb	Mar	Apr	May	Jun	Jul	Aug	Sep	Oct	Nov	Dec	Thru Nov	% Change	Total
<b>Total</b>	2017	1,101	1,330	1,523	1,129	1,492	1,449	1,247	1,514	1,221	1,366	1,150	-	14,522	-29%	14,522
	2016	1,822	2,500	2,104	2,177	1,673	1,601	1,688	2,095	1,607	1,756	1,551	1,743	20,574	▼	22,317
<b>Civil</b>	2017	332	324	442	288	376	408	318	370	339	327	327	-	3,851	3%	3,851
	2016	326	341	377	322	338	347	313	412	356	287	320	282	3,739	▲	4,021
<b>Criminal</b>	2017	531	770	755	626	777	763	702	838	604	792	661	-	7,819	8%	7,819
	2016	482	761	715	626	642	673	636	764	609	686	664	632	7,258	▲	7,890
<b>Miscellaneous</b>	2017	157	161	220	142	220	182	154	218	190	175	154	-	1,973	-77%	1,973
	2016	956	1,323	927	1,173	592	516	676	816	549	703	487	743	8,718	▼	9,461
<b>Other</b>	2017	81	75	106	73	119	96	73	88	88	72	8	-	879	2%	879
	2016	58	75	85	56	101	65	63	103	93	80	80	86	859	▲	945

## Filings by Division & Case Category

			Jan	Feb	Mar	Apr	May	Jun	Jul	Aug	Sep	Oct	Nov	Dec	Thru Nov	% Change	Total
Civil	Administrative Law	2017	2	3	2	2	3	-	-	1	2	2	3	-	20	67%	20
		2016	1	1	-	1	-	-	-	2	4	-	3	1	12	▲	13
	Contested Divorce	2017	27	31	36	24	31	39	30	30	36	25	37	-	346	-3%	346
		2016	33	31	34	31	24	41	31	33	26	38	33	30	355	▼	385
	Domestic and Family - Level 1	2017	48	54	52	36	45	49	38	47	36	50	35	-	490	-11%	490
		2016	45	36	48	47	53	53	47	70	75	24	55	36	553	▼	589
	Domestic and Family - Level 2	2017	12	16	30	12	15	19	10	15	16	9	16	-	170	5%	170
		2016	11	14	21	17	12	19	15	12	14	8	19	9	162	▲	171
	General Civil - Level 1	2017	6	2	7	2	2	5	3	5	1	1	1	-	35	-17%	35
		2016	4	5	2	4	3	5	6	4	-	8	1	-	42	▼	42
	General Civil - Level 2	2017	79	78	96	67	76	93	61	81	82	53	72	-	838	14%	838
		2016	57	54	79	56	89	66	53	77	71	67	64	65	733	▲	798
	General Civil - Level 3	2017	85	63	93	72	87	119	86	105	93	88	94	-	985	4%	985
		2016	101	95	81	82	72	90	85	115	89	68	71	80	949	▲	1,029
Probates/Wills & Trusts - Level 1	2017	1	-	2	-	2	1	-	2	1	-	-	-	9	0%	9	
	2016	1	-	1	2	-	-	2	-	1	1	1	-	9	↔	9	
Probates/Wills & Trusts - Level 2	2017	14	12	20	5	19	20	16	12	8	19	10	-	155	17%	155	
	2016	14	17	14	6	17	12	7	15	12	10	8	10	132	▲	142	
Protective Orders	2017	-	1	-	-	-	-	-	1	-	-	-	-	2	-50%	2	
	2016	-	-	1	2	-	-	-	-	-	-	1	1	4	▼	5	
Uncontested Divorce	2017	58	64	104	68	96	63	74	71	64	80	59	-	801	2%	801	
	2016	59	88	96	74	68	61	67	84	64	63	64	50	788	▲	838	
Criminal	Felonies and Related Matters	2017	310	441	402	358	449	447	402	443	340	463	342	-	4,397	12%	4,397
		2016	285	477	366	354	375	349	280	368	310	433	333	360	3,930	▲	4,290
	Misdemeanor	2017	188	253	271	214	254	253	244	314	218	259	258	-	2,726	9%	2,726
		2016	155	228	271	200	213	247	256	257	224	201	253	216	2,505	▲	2,721
	Other Criminally Related Matters	2017	33	76	82	54	74	63	56	81	46	70	61	-	696	-15%	696
		2016	42	56	78	72	54	77	100	139	75	52	78	56	823	▼	879
	Miscellaneous	2017	157	161	220	142	220	182	154	218	190	175	154	-	1,973	-77%	1,973
	2016	956	1,323	927	1,173	592	516	676	816	549	703	487	743	8,718	▼	9,461	
Other	2017	81	75	106	73	119	96	73	88	88	72	8	-	879	2%	879	
	2016	58	75	85	56	101	65	63	103	93	80	80	86	859	▲	945	

January 2016 -- November 2017 Filings

Dashboard

Court: Portsmouth Circuit

Start/End Date: Jan-16 / Nov-17

2016 Average Month: 743

Jan-Nov 2016: 8,224

Filings Trending: ↔

Circuit/Court ID: 3 203740

Type of Case: Filings

2017 Average Month:739

Jan-Nov 2017 : 8,128

Overall AVG. Month: 741

Monthly Filings Summary

Jan 16 - Nov 17

Jan --- Nov Filings

8,128

8,224

2017

2016

Filings by Division																
		Jan	Feb	Mar	Apr	May	Jun	Jul	Aug	Sep	Oct	Nov	Dec	Thru Nov	% Change	Total
Total	2017	659	750	787	725	808	766	653	859	776	717	628	-	8,128	-1%	8,128
	2016	723	790	866	718	769	722	757	816	702	676	685	696	8,224	▼	8,920
Civil	2017	132	186	168	188	223	162	175	236	189	157	130	-	1,946	16%	1,946
	2016	93	137	197	156	162	182	167	153	166	139	122	142	1,674	▲	1,816
Criminal	2017	257	259	311	311	326	291	214	318	338	303	268	-	3,196	-14%	3,196
	2016	355	384	374	285	365	290	367	344	316	295	335	290	3,710	▼	4,000
Miscellaneous	2017	214	218	223	176	185	213	192	223	193	229	225	-	2,291	5%	2,291
	2016	220	211	223	197	177	193	165	259	156	202	173	219	2,176	▲	2,395
Other	2017	56	87	85	50	74	100	72	82	56	28	5	-	695	5%	695
	2016	55	58	72	80	65	57	58	60	64	40	55	45	664	▲	709

Filings by Division & Case Category																
		Jan	Feb	Mar	Apr	May	Jun	Jul	Aug	Sep	Oct	Nov	Dec	Thru Nov	% Change	Total
Civil	Administrative Law	2017	-	-	-	2	1	1	3	-	-	-	-	7	17%	7
		2016	-	-	-	-	-	2	1	3	-	-	-	6	▲	6
	Contested Divorce	2017	10	6	15	10	7	13	7	12	5	8	4	97	-16%	97
		2016	7	12	18	9	9	13	4	11	10	18	5	116	▼	123
	Domestic and Family - Level 1	2017	2	25	7	7	14	12	9	6	4	12	15	113	9%	113
		2016	1	11	10	5	12	10	5	17	9	7	17	104	▲	112
	Domestic and Family - Level 2	2017	3	4	4	12	5	5	2	1	1	2	-	40	48%	40
		2016	3	-	6	2	2	2	5	4	1	-	-	27	▲	27
	General Civil - Level 1	2017	2	4	3	1	3	2	2	3	-	-	-	21	17%	21
		2016	2	2	2	1	-	2	3	2	2	-	2	18	▲	20
	General Civil - Level 2	2017	21	29	20	15	25	20	25	20	15	15	-	229	17%	229
		2016	13	24	18	22	17	15	18	14	17	21	26	196	▲	222
	General Civil - Level 3	2017	74	90	88	114	141	89	108	163	134	90	74	1,165	30%	1,165
		2016	49	63	105	84	94	99	116	68	100	72	48	898	▲	976
Criminal	Probates/Wills & Trusts - Level 1	2017	-	-	-	-	-	-	-	1	-	-	-	1	0%	1
		2016	-	-	-	-	-	-	-	-	-	1	-	1	↔	1
	Probates/Wills & Trusts - Level 2	2017	2	4	6	7	5	3	3	7	3	2	-	46	0%	46
		2016	3	5	3	5	2	7	1	6	6	2	4	46	↔	50
	Protective Orders	2017	2	-	1	1	5	2	3	2	4	-	-	22	0%	22
		2016	-	-	4	3	2	2	3	2	2	4	2	22	↔	24
	Uncontested Divorce	2017	16	24	24	21	16	15	17	12	24	18	-	205	-15%	205
		2016	15	20	31	25	24	30	19	22	16	14	15	240	▼	255
	Capital Murder	2017	-	-	-	-	-	-	-	-	-	-	-	0	0	0
		2016	-	-	-	-	-	-	-	-	-	-	1	0	↔	1
Criminal	Felonies and Related Matters	2017	189	165	209	224	209	183	208	234	193	188	-	2,121	-12%	2,121
		2016	239	255	230	186	250	190	239	216	194	217	184	2,417	▼	2,601
	Misdemeanor	2017	56	71	73	72	91	79	65	77	65	79	61	789	-17%	789
		2016	86	96	106	63	94	75	95	103	90	65	74	948	▼	1,022
Criminal	Other Criminally Related Matters	2017	12	23	29	15	26	29	30	39	31	19	-	286	-17%	286
		2016	30	33	38	36	21	25	33	25	32	13	31	345	▼	376
Miscellaneous		2017	214	218	223	176	185	213	192	223	193	229	225	2,291	5%	2,291
		2016	220	211	223	197	177	193	165	259	156	202	173	2,176	▲	2,395
Other		2017	56	87	85	50	74	100	72	82	56	28	5	695	5%	695
		2016	55	58	72	80	65	57	58	60	64	40	55	664	▲	709




January 2016 -- November 2017 Filings

Dashboard

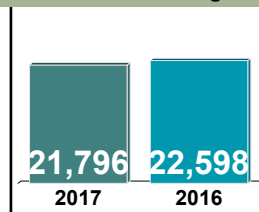
Court: Norfolk Circuit  
 Start/End Date: Jan-16 / Nov-17  
 2016 Average Month: 2,039  
 Jan-Nov 2016: 22,598  
 Filings Trending: ▼

Circuit/Court ID: 4 204710  
 Type of Case: Filings  
 2017 Average Month: 1,981  
 Jan-Nov 2017 : 21,796  
 Overall AVG. Month: 2,012

Monthly Filings Summary



Jan --- Nov Filings



Filings by Division

		Jan	Feb	Mar	Apr	May	Jun	Jul	Aug	Sep	Oct	Nov	Dec	Thru Nov	% Change	Total
<b>Total</b>	2017	1,587	2,670	2,257	1,774	2,083	1,972	1,501	1,986	2,554	1,651	1,761	-	21,796	-4%	21,796
	2016	1,878	2,211	2,377	2,011	2,183	1,982	2,055	2,094	1,825	1,893	2,089	1,872	22,598	▼	24,470
<b>Civil</b>	2017	480	660	607	506	476	451	351	375	547	338	291	-	5,082	-12%	5,082
	2016	468	577	585	560	571	500	510	494	502	510	471	417	5,748	▼	6,165
<b>Criminal</b>	2017	458	631	803	569	652	630	567	657	615	550	561	-	6,693	-9%	6,693
	2016	628	632	771	664	719	706	694	604	621	606	678	664	7,323	▼	7,987
<b>Miscellaneous</b>	2017	520	1,251	702	580	812	671	467	826	1,299	644	782	-	8,554	9%	8,554
	2016	663	733	880	635	752	626	704	806	542	661	825	708	7,827	▲	8,535
<b>Other</b>	2017	129	128	145	119	143	220	116	128	93	119	127	-	1,467	-14%	1,467
	2016	119	269	141	152	141	150	147	190	160	116	115	83	1,700	▼	1,783

Filings by Division & Case Category

			Jan	Feb	Mar	Apr	May	Jun	Jul	Aug	Sep	Oct	Nov	Dec	Thru Nov	% Change	Total
Civil	Administrative Law	2017	-	7	2	3	-	-	3	-	2	3	2	-	22	29%	22
		2016	2	1	-	2	1	1	-	2	2	-	6	1	17	▲	18
	Contested Divorce	2017	102	93	123	108	71	85	48	56	62	58	46	-	852	-29%	852
		2016	94	115	116	127	126	112	103	107	105	99	96	95	1,200	▼	1,295
	Domestic and Family - Level 1	2017	32	33	37	46	31	45	25	33	39	29	14	-	364	1%	364
		2016	22	42	47	30	48	26	32	24	43	21	25	20	360	▲	380
	Domestic and Family - Level 2	2017	17	28	20	18	16	22	7	21	54	13	6	-	222	-11%	222
		2016	24	24	20	16	42	18	10	22	20	26	27	12	249	▼	261
	General Civil - Level 1	2017	3	3	7	2	6	9	3	8	2	4	2	-	49	11%	49
		2016	3	6	4	2	4	3	2	7	5	4	4	7	44	▲	51
	General Civil - Level 2	2017	59	55	74	44	59	58	49	44	56	45	37	-	580	4%	580
		2016	51	65	55	57	55	52	50	41	41	55	38	37	560	▲	597
	General Civil - Level 3	2017	49	125	60	39	57	35	42	53	169	36	35	-	700	44%	700
		2016	34	44	38	41	53	47	47	57	38	50	36	32	485	▲	517
Probates/Wills & Trusts - Level 1	2017	-	2	-	-	1	-	-	1	2	-	-	-	6	50%	6	
	2016	-	1	1	1	-	-	-	-	-	1	-	-	4	▲	4	
Probates/Wills & Trusts - Level 2	2017	11	28	17	14	9	13	17	22	35	10	16	-	192	26%	192	
	2016	14	17	16	18	7	10	10	13	12	13	22	7	152	▲	159	
Protective Orders	2017	-	-	1	1	-	-	-	1	-	5	6	-	14	180%	14	
	2016	1	1	-	-	-	-	-	-	-	2	1	-	5	▲	5	
Uncontested Divorce	2017	207	286	266	231	226	184	157	136	126	135	127	-	2,081	-22%	2,081	
	2016	223	261	288	266	235	231	256	221	236	239	216	206	2,672	▼	2,878	
Criminal	Capital Murder	2017	-	-	-	-	-	-	-	-	-	-	-	-	0	-100%	0
		2016	1	-	-	2	-	-	-	-	-	-	-	-	3	▼	3
	Felonies and Related Matters	2017	300	417	558	367	460	395	369	402	401	366	379	-	4,414	-8%	4,414
		2016	432	422	487	432	505	461	446	401	401	391	422	475	4,800	▼	5,275
	Misdemeanor	2017	107	137	147	125	123	150	121	160	147	106	108	-	1,431	-7%	1,431
		2016	120	122	186	138	124	128	151	137	121	145	163	110	1,535	▼	1,645
	Other Criminally Related Matters	2017	51	77	98	77	69	85	77	95	67	78	74	-	848	-14%	848
		2016	75	88	98	92	90	117	97	66	99	70	93	79	985	▼	1,064
	Miscellaneous	2017	520	1,251	702	580	812	671	467	826	1,299	644	782	-	8,554	9%	8,554
		2016	663	733	880	635	752	626	704	806	542	661	825	708	7,827	▲	8,535
Other	2017	129	128	145	119	143	220	116	128	93	119	127	-	1,467	-14%	1,467	
	2016	119	269	141	152	141	150	147	190	160	116	115	83	1,700	▼	1,783	


January 2016 -- November 2017 Filings

Dashboard

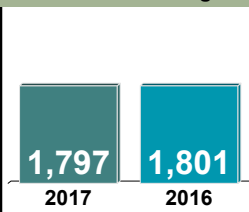
**Court:** Isle of Wight Circuit  
**Start/End Date:** Jan-16 / Nov-17  
**2016 Average Month:** 164  
**Jan-Nov 2016:** 1,801  
**Filings Trending:** ↔

**Circuit/Court ID:** 5 205093  
**Type of Case:** Filings  
**2017 Average Month:** 163  
**Jan-Nov 2017 :** 1,797  
**Overall AVG. Month:** 164

Monthly Filings Summary



Jan --- Nov Filings



Filings by Division

		Jan	Feb	Mar	Apr	May	Jun	Jul	Aug	Sep	Oct	Nov	Dec	Thru Nov	% Change	Total
<b>Total</b>	2017	153	128	208	146	146	200	147	172	151	166	180	-	1,797	0%	1,797
	2016	238	207	167	172	107	163	151	127	161	132	176	171	1,801	▼	1,972
<b>Civil</b>	2017	12	21	25	20	22	21	31	66	32	25	20	-	295	21%	295
	2016	17	32	27	20	20	20	15	33	15	25	20	19	244	▲	263
<b>Criminal</b>	2017	42	9	88	62	43	93	20	26	43	39	56	-	521	-19%	521
	2016	95	52	32	89	32	72	57	27	92	33	65	72	646	▼	718
<b>Miscellaneous</b>	2017	87	95	90	54	76	79	82	73	72	102	103	-	913	12%	913
	2016	115	117	95	58	48	65	70	54	47	68	81	80	818	▲	898
<b>Other</b>	2017	12	3	5	10	5	7	14	7	4	-	1	-	68	-27%	68
	2016	11	6	13	5	7	6	9	13	7	6	10	-	93	▼	93

Filings by Division & Case Category

		Jan	Feb	Mar	Apr	May	Jun	Jul	Aug	Sep	Oct	Nov	Dec	Thru Nov	% Change	Total
<b>Civil</b>	<b>Administrative Law</b>	2017	-	-	-	1	-	-	-	-	-	1	-	2	-60%	2
		2016	-	-	3	-	-	-	1	-	-	1	-	5	▼	5
	<b>Contested Divorce</b>	2017	3	2	5	1	3	2	3	1	1	2	1	24	-25%	24
		2016	3	3	7	3	2	4	3	2	1	2	2	32	▼	34
	<b>Domestic and Family - Level 1</b>	2017	-	1	2	3	2	3	3	1	4	1	-	22	-15%	22
		2016	-	9	5	4	-	2	1	1	3	1	1	26	▼	27
	<b>Domestic and Family - Level 2</b>	2017	-	2	1	2	1	4	2	-	1	3	-	16	23%	16
		2016	1	2	1	1	1	2	3	-	1	-	1	13	▲	14
	<b>General Civil - Level 1</b>	2017	-	1	-	-	-	-	1	-	-	-	-	2	0%	2
		2016	-	-	-	-	-	-	1	1	-	-	-	2	↔	2
	<b>General Civil - Level 2</b>	2017	4	5	10	4	6	4	46	14	6	7	-	114	128%	114
		2016	5	4	3	2	6	3	9	1	10	5	7	50	▲	57
	<b>General Civil - Level 3</b>	2017	1	1	2	1	1	1	5	2	4	2	3	23	5%	23
		2016	2	2	2	2	4	-	2	3	2	2	1	22	▲	25
<b>Criminal</b>	<b>Probates/Wills &amp; Trusts - Level 2</b>	2017	-	1	2	-	1	1	-	2	-	2	-	9	-36%	9
		2016	-	3	-	1	1	2	-	2	1	1	3	14	▼	14
	<b>Protective Orders</b>	2017	-	-	-	-	-	-	1	-	-	-	-	1	1	1
		2016	-	-	-	-	-	-	-	-	-	-	-	0	↔	0
	<b>Uncontested Divorce</b>	2017	4	8	3	9	7	7	10	10	11	6	7	82	3%	82
		2016	6	9	6	7	6	8	6	11	8	6	7	80	▲	85
	<b>Felonies and Related Matters</b>	2017	34	6	57	45	28	65	16	20	26	25	46	368	-27%	368
		2016	89	28	18	81	17	59	48	18	76	18	53	505	▼	567
	<b>Misdemeanor</b>	2017	6	1	21	12	4	17	3	2	9	9	5	89	22%	89
		2016	4	7	9	5	6	9	6	5	7	5	10	73	▲	79
	<b>Other Criminally Related Matters</b>	2017	2	2	10	5	11	11	1	4	8	5	5	64	-6%	64
		2016	2	17	5	3	9	4	3	4	9	10	2	68	▼	72
	<b>Miscellaneous</b>	2017	87	95	90	54	76	79	82	73	72	102	103	913	12%	913
		2016	115	117	95	58	48	65	70	54	47	68	81	818	▲	898
<b>Other</b>		2017	12	3	5	10	5	7	14	7	4	-	1	68	-27%	68
		2016	11	6	13	5	7	6	9	13	7	6	10	93	▼	93

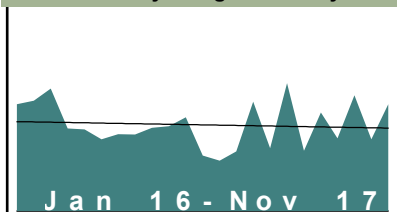
January 2016 -- November 2017 Filings

Dashboard

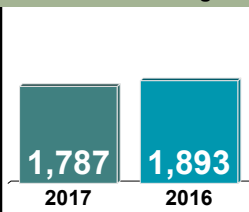
Court: Southampton Circuit  
 Start/End Date: Jan-16 / Nov-17  
 2016 Average Month: 167  
 Jan-Nov 2016: 1,893  
 Filings Trending: ▼

Circuit/Court ID: 5 205175  
 Type of Case: Filings  
 2017 Average Month: 162  
 Jan-Nov 2017 : 1,787  
 Overall AVG. Month: 165

Monthly Filings Summary



Jan --- Nov Filings



Filings by Division

		Jan	Feb	Mar	Apr	May	Jun	Jul	Aug	Sep	Oct	Nov	Dec	Thru Nov	% Change	Total
<b>Total</b>	2017	96	114	209	120	244	115	188	139	221	137	204	-	1,787	-6%	1,787
	2016	204	211	234	158	156	137	147	146	159	162	179	106	1,893	▼	1,999
<b>Civil</b>	2017	18	14	16	21	24	24	19	15	25	8	12	-	196	-7%	196
	2016	14	44	25	15	13	19	21	18	14	17	11	8	211	▼	219
<b>Criminal</b>	2017	28	39	122	42	151	53	124	66	143	72	122	-	962	-5%	962
	2016	101	81	139	78	103	69	66	68	91	96	117	53	1,009	▼	1,062
<b>Miscellaneous</b>	2017	46	51	56	43	56	30	42	43	38	46	64	-	515	-13%	515
	2016	76	78	67	57	34	36	55	55	44	44	44	38	590	▼	628
<b>Other</b>	2017	4	10	15	14	13	8	3	15	15	11	6	-	114	37%	114
	2016	13	8	3	8	6	13	5	5	10	5	7	7	83	▲	90

Filings by Division & Case Category

		Jan	Feb	Mar	Apr	May	Jun	Jul	Aug	Sep	Oct	Nov	Dec	Thru Nov	% Change	Total
<b>Civil</b>	<b>Administrative Law</b>	2017	-	-	-	-	-	-	-	1	-	-	-	1	-50%	1
		2016	-	1	-	-	1	-	-	-	-	-	-	2	▼	2
	<b>Contested Divorce</b>	2017	-	2	1	3	4	2	3	4	3	4	-	28	-18%	28
		2016	1	6	7	3	2	3	2	3	2	3	1	34	▼	35
	<b>Domestic and Family - Level 1</b>	2017	3	3	-	1	4	2	1	-	4	-	2	20	400%	20
		2016	-	-	1	-	-	1	2	-	-	-	-	4	▲	4
	<b>Domestic and Family - Level 2</b>	2017	1	-	-	-	3	1	-	-	1	-	-	6	-63%	6
		2016	-	16	-	-	-	-	-	-	-	-	-	16	▼	16
	<b>General Civil - Level 1</b>	2017	-	-	1	2	-	-	-	2	-	-	-	5	400%	5
		2016	-	-	-	-	-	-	-	1	-	-	-	1	▲	1
	<b>General Civil - Level 2</b>	2017	5	3	6	7	2	7	3	3	1	2	-	42	-19%	42
		2016	3	8	7	2	4	6	5	2	7	2	4	52	▼	56
	<b>General Civil - Level 3</b>	2017	2	4	4	1	6	4	7	1	2	-	-	31	-11%	31
		2016	3	10	3	2	1	3	7	1	-	3	1	35	▼	36
<b>Criminal</b>	<b>Probates/Wills &amp; Trusts - Level 2</b>	2017	-	-	-	-	-	-	1	-	-	1	-	2	0%	2
		2016	-	-	-	-	-	-	1	-	-	1	-	2	↔	2
	<b>Protective Orders</b>	2017	-	-	-	-	1	-	-	1	-	-	-	2	100%	2
		2016	-	-	1	-	-	-	-	-	-	-	-	1	▲	1
	<b>Uncontested Divorce</b>	2017	7	2	4	7	5	7	7	7	4	3	-	59	-8%	59
		2016	7	3	6	8	5	7	8	3	7	8	2	64	▼	66
	<b>Felonies and Related Matters</b>	2017	21	24	78	27	109	36	44	104	41	78	-	657	-15%	657
		2016	70	62	105	64	57	48	56	69	88	101	34	770	▼	804
	<b>Misdemeanor</b>	2017	2	13	23	8	23	10	17	27	22	35	-	198	23%	198
		2016	22	11	21	11	37	14	8	12	7	8	11	161	▲	172
<b>Miscellaneous</b>	<b>Other Criminally Related Matters</b>	2017	5	2	21	7	19	7	11	5	12	9	-	107	37%	107
		2016	9	8	13	3	9	7	6	4	10	1	8	78	▲	86
<b>Other</b>	<b>Miscellaneous</b>	2017	46	51	56	43	56	30	42	43	38	46	-	515	-13%	515
		2016	76	78	67	57	34	36	55	55	44	44	38	590	▼	628
<b>Other</b>	<b>Other</b>	2017	4	10	15	14	13	8	3	15	15	11	-	114	37%	114
		2016	13	8	3	8	6	13	5	5	10	5	7	83	▲	90




January 2016 -- November 2017 Filings

Dashboard

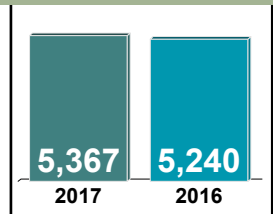
Court: Suffolk Circuit  
 Start/End Date: Jan-16 / Nov-17  
 2016 Average Month: 474  
 Jan-Nov 2016: 5,240  
 Filings Trending: ↔

Circuit/Court ID: 5 205800  
 Type of Case: Filings  
 2017 Average Month: 488  
 Jan-Nov 2017 : 5,367  
 Overall AVG. Month: 481

Monthly Filings Summary



Jan --- Nov Filings



Filings by Division

		Jan	Feb	Mar	Apr	May	Jun	Jul	Aug	Sep	Oct	Nov	Dec	Thru Nov	% Change	Total
<b>Total</b>	2017	414	464	499	442	437	379	580	524	614	520	494	-	5,367	2%	5,367
	2016	503	509	565	486	474	539	468	417	433	350	496	448	5,240	▲	5,688
<b>Civil</b>	2017	69	58	80	59	60	60	68	79	72	70	76	-	751	8%	751
	2016	50	65	69	52	62	81	64	70	57	61	63	62	694	▲	756
<b>Criminal</b>	2017	199	231	224	250	240	155	333	195	354	247	185	-	2,613	-5%	2,613
	2016	251	258	301	294	267	295	242	191	236	146	282	204	2,763	▼	2,967
<b>Miscellaneous</b>	2017	144	174	192	128	137	163	131	195	148	157	203	-	1,772	0%	1,772
	2016	201	186	194	138	144	162	161	155	136	142	149	181	1,768	▲	1,949
<b>Other</b>	2017	2	1	3	5	-	1	48	55	40	46	30	-	231	1,440%	231
	2016	1	-	1	2	1	1	1	1	4	1	2	1	15	▲	16

Filings by Division & Case Category

		Jan	Feb	Mar	Apr	May	Jun	Jul	Aug	Sep	Oct	Nov	Dec	Thru Nov	% Change	Total
<b>Civil</b>	<b>Administrative Law</b>	2017	-	-	-	1	-	-	-	1	-	2	-	4	-20%	4
		2016	1	-	-	1	-	-	1	2	-	-	-	5	▼	5
	<b>Contested Divorce</b>	2017	11	7	9	9	4	5	8	7	11	9	7	87	19%	87
		2016	4	6	10	7	4	6	8	7	4	5	12	73	▲	78
	<b>Domestic and Family - Level 1</b>	2017	6	3	-	4	3	5	-	4	5	1	3	34	-21%	34
		2016	1	10	3	3	3	7	8	4	1	2	1	43	▼	48
	<b>Domestic and Family - Level 2</b>	2017	11	5	11	9	8	3	12	12	4	5	7	87	16%	87
		2016	8	3	6	6	8	10	7	8	7	6	6	75	▲	82
	<b>General Civil - Level 1</b>	2017	1	1	1	-	1	1	-	2	3	2	-	12	100%	12
		2016	-	-	1	-	-	2	1	1	1	-	1	6	▲	7
	<b>General Civil - Level 2</b>	2017	12	16	27	16	13	14	15	20	20	19	-	192	11%	192
		2016	13	17	14	13	20	21	16	19	10	17	13	173	▲	181
	<b>General Civil - Level 3</b>	2017	10	8	4	5	5	9	7	14	8	10	13	93	6%	93
		2016	7	3	6	5	6	14	12	9	12	5	9	88	▲	103
	<b>Probates/Wills &amp; Trusts - Level 1</b>	2017	-	-	1	-	-	-	2	1	-	-	-	4	300%	4
		2016	1	-	-	-	-	-	-	-	-	-	1	1	▲	2
<b>Criminal</b>	<b>Capital Murder</b>	2017	-	-	-	-	-	-	-	-	-	-	-	0	-100%	0
		2016	-	-	4	-	1	-	-	-	-	-	-	5	▼	5
	<b>Felonies and Related Matters</b>	2017	126	178	139	179	158	107	224	149	240	176	113	1,789	-10%	1,789
		2016	163	186	195	212	205	235	175	132	184	91	213	1,991	▼	2,147
	<b>Misdemeanor</b>	2017	68	49	76	63	75	39	91	41	103	62	52	719	5%	719
		2016	85	69	95	72	54	52	58	53	48	45	57	688	▲	733
	<b>Other Criminally Related Matters</b>	2017	5	4	9	8	7	9	18	5	11	9	20	105	33%	105
		2016	3	3	7	10	7	8	9	6	4	10	12	79	▲	82
	<b>Miscellaneous</b>	2017	144	174	192	128	137	163	131	195	148	157	203	1,772	0%	1,772
		2016	201	186	194	138	144	162	161	155	136	142	149	1,768	▲	1,949
	<b>Other</b>	2017	2	1	3	5	-	1	48	55	40	46	30	231	1,440%	231
		2016	1	-	1	2	1	1	1	1	4	1	2	15	▲	16


January 2016 -- November 2017 Filings

Dashboard

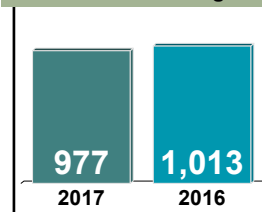
Court: Brunswick Circuit  
 Start/End Date: Jan-16 / Nov-17  
 2016 Average Month: 96  
 Jan-Nov 2016: 1,013  
 Filings Trending: ▼

Circuit/Court ID: 6 206025  
 Type of Case: Filings  
 2017 Average Month: 89  
 Jan-Nov 2017 : 977  
 Overall AVG. Month: 93

Monthly Filings Summary



Jan --- Nov Filings



Filings by Division

		Jan	Feb	Mar	Apr	May	Jun	Jul	Aug	Sep	Oct	Nov	Dec	Thru Nov	% Change	Total
<b>Total</b>	2017	52	116	58	142	104	105	46	125	58	94	77	-	977	-4%	977
	2016	70	146	103	143	40	163	43	88	89	72	56	141	1,013	▼	1,154
<b>Civil</b>	2017	9	7	17	6	6	4	4	8	4	9	3	-	77	22%	77
	2016	5	4	13	3	5	4	8	4	6	4	7	7	63	▲	70
<b>Criminal</b>	2017	12	90	10	111	83	78	5	95	43	64	51	-	642	-3%	642
	2016	31	105	53	116	14	134	10	60	65	50	26	115	664	▼	779
<b>Miscellaneous</b>	2017	31	19	31	25	15	23	37	22	11	21	23	-	258	-8%	258
	2016	34	37	37	24	20	25	19	24	18	18	23	19	279	▼	298
<b>Other</b>	2017	-	-	-	-	-	-	-	-	-	-	-	-	0	-100%	0
	2016	-	-	-	-	1	-	6	-	-	-	-	-	7	▼	7

Filings by Division & Case Category

		Jan	Feb	Mar	Apr	May	Jun	Jul	Aug	Sep	Oct	Nov	Dec	Thru Nov	% Change	Total
<b>Civil</b>	Administrative Law	2017	-	-	-	1	-	-	-	-	-	-	-	1	1	1
		2016	-	-	-	-	-	-	-	-	-	-	-	0	↔	0
	Contested Divorce	2017	1	3	2	-	2	1	1	2	-	-	-	12	20%	12
		2016	1	-	1	1	1	2	1	-	2	-	-	10	▲	10
	Domestic and Family - Level 1	2017	-	1	-	-	-	-	-	1	-	-	-	2	2	2
		2016	-	-	-	-	-	-	-	-	-	-	1	0	↔	1
	Domestic and Family - Level 2	2017	-	1	-	-	-	-	-	-	-	1	-	2	100%	2
		2016	-	-	1	-	-	-	-	-	-	-	1	1	▲	2
	General Civil - Level 1	2017	-	-	-	-	-	-	-	-	-	-	-	0	-100%	0
		2016	-	-	-	-	-	1	-	-	-	-	-	1	▼	1
	General Civil - Level 2	2017	2	2	4	4	2	2	1	3	-	5	1	26	100%	26
		2016	2	1	2	1	-	2	2	1	-	2	4	13	▲	17
<b>Criminal</b>	General Civil - Level 3	2017	3	-	2	-	2	1	2	1	-	2	1	14	56%	14
		2016	1	1	-	1	2	-	-	3	1	-	-	9	▲	9
	Probates/Wills & Trusts - Level 2	2017	-	-	5	-	-	-	1	1	-	-	-	7	250%	7
		2016	-	-	-	-	1	-	-	-	-	1	-	2	▲	2
	Uncontested Divorce	2017	3	-	4	1	-	1	2	-	2	-	-	13	-52%	13
		2016	1	2	9	-	2	1	4	1	2	1	4	27	▼	28
	Felonies and Related Matters	2017	8	46	9	59	51	48	4	68	23	40	25	381	12%	381
		2016	13	40	45	75	3	49	8	28	37	29	12	339	▲	421
	Misdemeanor	2017	4	34	1	40	27	24	1	25	14	20	23	213	-23%	213
		2016	16	54	8	34	7	82	2	26	17	19	13	278	▼	307
	Other Criminally Related Matters	2017	-	10	-	12	5	6	-	2	6	4	3	48	2%	48
		2016	2	11	-	7	4	3	-	6	11	2	1	47	▲	51
<b>Miscellaneous</b>		2017	31	19	31	25	15	23	37	22	11	21	23	258	-8%	258
		2016	34	37	37	24	20	25	19	24	18	18	23	279	▼	298
<b>Other</b>		2017	-	-	-	-	-	-	-	-	-	-	-	0	-100%	0
		2016	-	-	-	-	1	6	-	-	-	-	-	7	▼	7

January 2016 -- November 2017 Filings

Dashboard

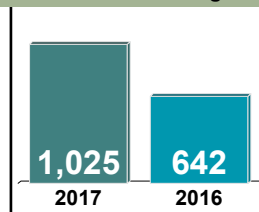
Court: Greenville Circuit  
 Start/End Date: Jan-16 / Nov-17  
 2016 Average Month: 58  
 Jan-Nov 2016: 642  
 Filings Trending: ▲

Circuit/Court ID: 6 206081  
 Type of Case: Filings  
 2017 Average Month: 93  
 Jan-Nov 2017 : 1,025  
 Overall AVG. Month: 75

Monthly Filings Summary



Jan --- Nov Filings



Filings by Division

		Jan	Feb	Mar	Apr	May	Jun	Jul	Aug	Sep	Oct	Nov	Dec	Thru Nov	% Change	Total
<b>Total</b>	2017	88	82	142	59	83	81	107	93	77	87	126	-	1,025	60%	1,025
	2016	50	40	70	31	78	50	74	56	82	62	49	58	642	▲	700
<b>Civil</b>	2017	12	13	13	25	20	22	12	17	7	10	14	-	165	3%	165
	2016	15	15	21	8	12	18	18	18	9	10	16	16	160	▲	176
<b>Criminal</b>	2017	61	59	98	25	47	43	66	57	47	43	85	-	631	48%	631
	2016	29	21	44	17	61	24	50	33	68	48	31	37	426	▲	463
<b>Miscellaneous</b>	2017	3	3	8	5	5	9	24	18	12	29	20	-	136	152%	136
	2016	6	4	5	6	5	8	5	4	5	4	2	4	54	▲	58
<b>Other</b>	2017	12	7	23	4	11	7	5	1	11	5	7	-	93	4,550%	93
	2016	-	-	-	-	-	-	1	1	-	-	-	1	2	▲	3

Filings by Division & Case Category

		Jan	Feb	Mar	Apr	May	Jun	Jul	Aug	Sep	Oct	Nov	Dec	Thru Nov	% Change	Total
<b>Civil</b>	<b>Administrative Law</b>	2017	1	-	1	1	2	-	-	-	-	-	-	5	5	5
		2016	-	-	-	-	-	-	-	-	-	-	-	0	↔	0
	<b>Contested Divorce</b>	2017	1	2	1	2	1	2	2	-	5	2	-	19	0%	19
		2016	3	3	-	-	2	1	2	3	1	3	1	19	↔	20
	<b>Domestic and Family - Level 1</b>	2017	-	1	4	3	-	-	1	1	-	2	-	12	-33%	12
		2016	3	-	2	1	2	4	4	-	-	2	-	18	▼	18
	<b>Domestic and Family - Level 2</b>	2017	-	-	-	1	-	1	-	-	-	1	-	3	-57%	3
		2016	-	-	4	-	-	-	3	-	-	-	-	7	▼	7
	<b>General Civil - Level 1</b>	2017	-	-	-	1	-	1	-	-	-	-	-	2	-67%	2
		2016	-	2	-	-	1	2	1	-	-	-	-	6	▼	6
	<b>General Civil - Level 2</b>	2017	4	1	5	3	7	6	3	2	2	7	-	46	5%	46
		2016	2	6	4	1	4	5	5	4	2	5	5	44	▲	49
<b>Criminal</b>	<b>General Civil - Level 3</b>	2017	1	4	-	12	5	9	1	8	1	-	1	42	45%	42
		2016	5	2	5	2	3	4	2	-	2	4	4	29	▲	33
	<b>Probates/Wills &amp; Trusts - Level 2</b>	2017	-	-	-	-	1	1	2	1	-	1	-	6	20%	6
		2016	-	-	-	-	1	-	-	3	-	1	2	5	▲	7
	<b>Uncontested Divorce</b>	2017	5	5	2	2	4	2	2	3	2	1	-	30	-6%	30
		2016	2	2	6	4	-	1	7	3	1	3	4	32	▼	36
	<b>Capital Murder</b>	2017	-	-	-	-	-	5	-	-	-	-	-	5	400%	5
		2016	-	-	-	-	1	-	-	-	-	-	-	1	▲	1
	<b>Felonies and Related Matters</b>	2017	50	37	67	14	29	32	45	29	32	24	43	402	39%	402
		2016	23	11	31	10	52	13	30	15	45	40	19	289	▲	308
	<b>Misdemeanor</b>	2017	9	21	29	9	17	9	14	24	13	13	34	192	75%	192
		2016	6	6	12	7	6	9	13	12	22	7	15	110	▲	125
<b>Miscellaneous</b>	<b>Other Criminally Related Matters</b>	2017	2	1	2	2	1	2	4	2	6	8	-	32	23%	32
		2016	-	4	1	-	2	2	7	6	1	2	3	26	▲	29
<b>Other</b>		2017	3	3	8	5	5	9	24	18	12	29	20	136	152%	136
		2016	6	4	5	6	5	8	5	4	5	4	2	54	▲	58
<b>Other</b>		2017	12	7	23	4	11	7	5	1	11	5	7	93	4,550%	93
		2016	-	-	-	-	-	1	1	-	-	-	1	2	▲	3

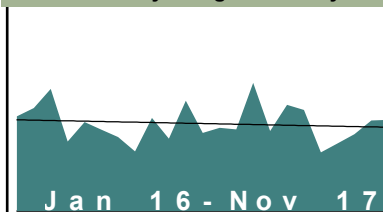
January 2016 -- November 2017 Filings

## Dashboard

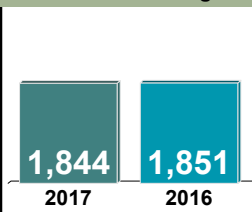
**Court:** Prince George Circuit  
**Start/End Date:** Jan-16 / Nov-17  
**2016 Average Month:** 167  
**Jan-Nov 2016:** 1,851  
**Filings Trending:** ↔

**Circuit/Court ID:** 6 206149  
**Type of Case:** Filings  
**2017 Average Month:** 168  
**Jan-Nov 2017 :** 1,844  
**Overall AVG. Month:** 167

## Monthly Filings Summary



## Jan --- Nov Filings



## Filings by Division

		Jan	Feb	Mar	Apr	May	Jun	Jul	Aug	Sep	Oct	Nov	Dec	Thru Nov	% Change	Total
<b>Total</b>	2017	159	156	245	153	203	193	112	129	147	173	174	-	1,844	0%	1,844
	2016	181	197	233	133	170	155	141	114	178	138	211	149	1,851	▼	2,000
<b>Civil</b>	2017	18	14	30	26	39	27	16	24	27	28	16	-	265	8%	265
	2016	21	26	28	19	26	21	19	14	22	17	32	12	245	▲	257
<b>Criminal</b>	2017	58	70	128	50	87	102	32	31	59	58	60	-	735	1%	735
	2016	72	52	68	33	90	53	55	36	96	60	114	70	729	▲	799
<b>Miscellaneous</b>	2017	82	71	86	77	77	62	62	74	60	86	97	-	834	-4%	834
	2016	87	117	137	81	53	81	67	64	59	61	64	67	871	▼	938
<b>Other</b>	2017	1	1	1	-	-	2	2	-	1	1	1	-	10	67%	10
	2016	1	2	-	-	1	-	-	-	1	-	1	-	6	▲	6

## Filings by Division & Case Category

		Jan	Feb	Mar	Apr	May	Jun	Jul	Aug	Sep	Oct	Nov	Dec	Thru Nov	% Change	Total
<b>Civil</b>	<b>Administrative Law</b>	2017	-	-	1	2	-	1	-	-	1	1	-	6	6	6
		2016	-	-	-	-	-	-	-	-	-	-	-	0	↔	0
	<b>Contested Divorce</b>	2017	-	3	7	5	7	8	4	5	2	1	-	42	0%	42
		2016	5	7	7	2	4	1	1	4	4	3	4	42	↔	44
	<b>Domestic and Family - Level 1</b>	2017	7	1	4	2	11	1	1	5	1	13	2	48	-9%	48
		2016	6	6	5	2	6	2	1	-	4	-	21	53	▼	54
	<b>Domestic and Family - Level 2</b>	2017	-	1	-	-	2	4	-	3	-	3	1	14	27%	14
		2016	3	-	4	1	-	-	1	2	-	-	-	11	▲	11
	<b>General Civil - Level 1</b>	2017	-	-	-	-	-	1	-	-	-	-	-	1	1	1
		2016	-	-	-	-	-	-	-	-	-	-	-	0	↔	0
	<b>General Civil - Level 2</b>	2017	1	3	4	1	3	2	1	2	8	3	3	31	-11%	31
		2016	2	4	3	4	-	4	3	3	5	3	4	35	▼	38
	<b>General Civil - Level 3</b>	2017	1	1	1	5	2	3	-	2	5	2	2	24	140%	24
		2016	-	1	2	-	1	2	1	1	2	-	3	10	▲	13
<b>Criminal</b>	<b>Probates/Wills &amp; Trusts - Level 1</b>	2017	-	-	-	-	-	-	-	-	-	-	-	0	-100%	0
		2016	-	-	-	-	-	-	-	-	-	1	-	1	▼	1
	<b>Probates/Wills &amp; Trusts - Level 2</b>	2017	1	-	-	1	1	2	2	2	-	1	-	10	43%	10
		2016	-	1	-	1	-	1	4	-	-	-	-	7	▲	7
	<b>Protective Orders</b>	2017	-	-	-	-	-	-	-	-	-	1	-	1	1	1
		2016	-	-	-	-	-	-	-	-	-	-	1	0	↔	1
	<b>Uncontested Divorce</b>	2017	8	5	13	10	13	5	8	5	10	5	6	88	2%	88
		2016	5	7	7	9	15	11	8	4	7	10	3	86	▲	88
	<b>Capital Murder</b>	2017	-	-	-	-	-	-	-	-	-	-	-	0	-100%	0
		2016	-	-	1	-	-	-	-	-	-	-	-	1	▼	1
	<b>Felonies and Related Matters</b>	2017	30	51	113	30	55	81	24	26	40	39	45	534	2%	534
		2016	63	37	49	20	69	38	38	28	79	40	64	525	▲	565
	<b>Misdemeanor</b>	2017	27	13	13	16	29	19	5	3	18	18	12	173	-2%	173
		2016	9	11	16	8	19	14	14	6	16	14	49	176	▼	203
<b>Miscellaneous</b>	<b>Other Criminally Related Matters</b>	2017	1	6	2	4	3	2	3	2	1	1	3	28	4%	28
		2016	-	4	2	5	2	1	3	2	1	6	1	27	▲	30
	<b>Miscellaneous</b>	2017	82	71	86	77	77	62	62	74	60	86	97	834	-4%	834
		2016	87	117	137	81	53	81	67	64	59	61	64	871	▼	938
<b>Other</b>		2017	1	1	1	-	-	2	2	-	1	1	1	10	67%	10
		2016	1	2	-	-	1	-	-	-	1	-	1	6	▲	6


January 2016 -- November 2017 Filings

## Dashboard

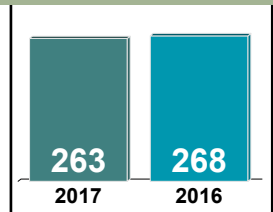
**Court:** Surry Circuit  
**Start/End Date:** Jan-16 / Nov-17  
**2016 Average Month:** 25  
**Jan-Nov 2016:** 268  
**Filings Trending:** ↔

**Circuit/Court ID:** 6 206181  
**Type of Case:** Filings  
**2017 Average Month:** 24  
**Jan-Nov 2017 :** 263  
**Overall AVG. Month:** 24

## Monthly Filings Summary



## Jan --- Nov Filings



## Filings by Division

		Jan	Feb	Mar	Apr	May	Jun	Jul	Aug	Sep	Oct	Nov	Dec	Thru Nov	% Change	Total
<b>Total</b>	2017	38	27	24	21	19	21	14	18	41	17	23	-	263	-2%	263
	2016	21	22	31	15	16	21	31	23	30	24	34	32	268	▼	300
<b>Civil</b>	2017	5	4	5	4	2	2	3	6	6	2	3	-	42	-19%	42
	2016	4	2	4	7	4	6	4	3	3	7	8	2	52	▼	54
<b>Criminal</b>	2017	10	1	1	3	5	4	-	-	11	-	3	-	38	-38%	38
	2016	3	-	17	2	7	1	7	1	18	1	4	4	61	▼	65
<b>Miscellaneous</b>	2017	23	22	18	14	12	15	10	12	24	15	17	-	182	17%	182
	2016	14	20	10	6	5	14	20	19	9	16	22	26	155	▲	181
<b>Other</b>	2017	-	-	-	-	-	-	1	-	-	-	-	-	1	1	1
	2016	-	-	-	-	-	-	-	-	-	-	-	-	0	↔	0

## Filings by Division & Case Category

			Jan	Feb	Mar	Apr	May	Jun	Jul	Aug	Sep	Oct	Nov	Dec	Thru Nov	% Change	Total	
Civil	Administrative Law	2017	1	-	-	-	-	-	-	-	-	-	-	-	-	1	1	1
		2016	-	-	-	-	-	-	-	-	-	-	-	-	-	0	↔	0
	Contested Divorce	2017	-	-	2	-	-	-	-	1	1	-	-	-	-	4	-60%	4
		2016	3	-	1	1	-	1	-	-	-	-	4	-	1	10	▼	11
	Domestic and Family - Level 1	2017	-	-	2	-	-	-	-	-	-	-	-	-	-	2	100%	2
		2016	-	-	-	-	-	1	-	-	-	-	-	-	-	1	▲	1
	Domestic and Family - Level 2	2017	-	-	-	-	1	-	-	-	-	-	1	-	-	2	-33%	2
		2016	-	-	-	-	1	-	-	-	-	1	-	1	-	3	▼	3
	General Civil - Level 1	2017	-	-	-	1	-	1	-	2	-	-	-	-	-	3	200%	3
		2016	-	-	-	1	-	-	-	-	-	-	-	-	-	1	▲	1
	General Civil - Level 2	2017	2	2	1	1	-	-	1	-	-	3	-	1	-	11	22%	11
		2016	-	-	1	1	1	1	2	1	1	-	-	2	-	9	▲	9
General Civil - Level 3	2017	-	1	-	-	-	-	1	2	-	1	1	-	-	6	-50%	6	
	2016	-	1	2	3	2	1	1	1	1	1	-	-	-	12	▼	12	
Probates/Wills & Trusts - Level 2	2017	-	-	-	-	-	-	-	-	-	1	-	1	-	2	100%	2	
	2016	-	1	-	-	-	-	-	-	-	-	-	-	-	1	▲	1	
Uncontested Divorce	2017	2	1	-	3	1	1	1	1	1	1	-	-	-	11	-27%	11	
	2016	1	-	-	1	-	2	1	1	1	1	3	5	1	15	▼	16	
Criminal	Felonies and Related Matters	2017	8	1	1	3	5	2	-	-	10	-	3	-	33	-33%	33	
		2016	2	-	16	1	7	-	7	1	11	1	3	4	49	▼	53	
	Misdemeanor	2017	1	-	-	-	-	2	-	-	1	-	-	-	-	4	-56%	4
		2016	-	-	1	1	-	1	-	-	6	-	-	-	-	9	▼	9
	Other Criminally Related Matters	2017	1	-	-	-	-	-	-	-	-	-	-	-	-	1	-67%	1
		2016	1	-	-	-	-	-	-	-	-	1	-	1	-	3	▼	3
	Miscellaneous	2017	23	22	18	14	12	15	10	12	24	15	17	-	182	17%	182	
		2016	14	20	10	6	5	14	20	19	9	16	22	26	155	▲	181	
	Other	2017	-	-	-	-	-	-	1	-	-	-	-	-	-	1	1	1
		2016	-	-	-	-	-	-	-	-	-	-	-	-	-	0	↔	0




January 2016 -- November 2017 Filings

Dashboard

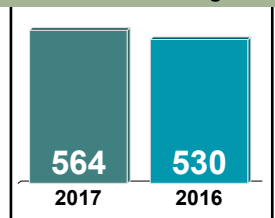
Court: Sussex Circuit  
 Start/End Date: Jan-16 / Nov-17  
 2016 Average Month: 49  
 Jan-Nov 2016: 530  
 Filings Trending: ▲

Circuit/Court ID: 6 206183  
 Type of Case: Filings  
 2017 Average Month: 51  
 Jan-Nov 2017 : 564  
 Overall AVG. Month: 50

Monthly Filings Summary



Jan --- Nov Filings



Filings by Division

		Jan	Feb	Mar	Apr	May	Jun	Jul	Aug	Sep	Oct	Nov	Dec	Thru Nov	% Change	Total
<b>Total</b>	2017	25	40	57	39	63	59	32	68	42	59	80	-	564	6%	564
	2016	38	68	69	35	54	34	29	54	62	62	25	54	530	▲	584
<b>Civil</b>	2017	5	9	3	3	1	2	6	6	5	4	5	-	49	-29%	49
	2016	-	3	12	5	4	6	4	19	9	4	3	4	69	▼	73
<b>Criminal</b>	2017	12	14	28	20	39	34	17	33	21	38	44	-	300	6%	300
	2016	19	48	34	9	36	20	11	18	36	49	4	41	284	▲	325
<b>Miscellaneous</b>	2017	8	17	26	16	23	23	9	29	16	17	31	-	215	23%	215
	2016	19	17	23	20	14	8	14	17	17	9	17	9	175	▲	184
<b>Other</b>	2017	-	-	-	-	-	-	-	-	-	-	-	-	0	-100%	0
	2016	-	-	-	1	-	-	-	-	-	-	1	-	2	▼	2

Filings by Division & Case Category

			Jan	Feb	Mar	Apr	May	Jun	Jul	Aug	Sep	Oct	Nov	Dec	Thru Nov	% Change	Total
Civil	Administrative Law	2017	-	-	-	1	-	-	-	-	1	-	-	-	2	2	2
		2016	-	-	-	-	-	-	-	-	-	-	-	-	0	↔	0
	Contested Divorce	2017	1	1	-	-	-	-	-	2	-	-	-	-	4	-56%	4
		2016	-	-	3	2	1	1	1	-	-	1	-	1	9	▼	10
	Domestic and Family - Level 1	2017	-	-	-	-	1	-	-	-	-	-	-	1	2	2	2
		2016	-	-	-	-	-	-	-	-	-	-	-	-	0	↔	0
	Domestic and Family - Level 2	2017	-	-	-	-	-	-	4	-	-	-	-	-	4	4	4
		2016	-	-	-	-	-	-	-	-	-	-	-	-	0	↔	0
	General Civil - Level 2	2017	2	3	2	2	-	1	1	2	1	2	1	-	17	-15%	17
		2016	-	-	6	1	2	1	3	2	4	1	-	1	20	▼	21
General Civil - Level 3	2017	1	2	1	-	-	1	1	1	1	1	1	-	10	-62%	10	
	2016	-	2	-	-	1	-	-	17	3	1	2	1	26	▼	27	
Probates/Wills & Trusts - Level 2	2017	-	-	-	-	-	-	-	-	1	-	1	-	2	-33%	2	
	2016	-	-	2	-	-	1	-	-	-	-	-	1	3	▼	4	
Uncontested Divorce	2017	1	3	-	-	-	-	-	1	1	1	1	-	8	-27%	8	
	2016	-	1	1	2	-	3	-	-	2	1	1	-	11	▼	11	
Criminal	Felonies and Related Matters	2017	8	5	19	10	26	21	10	15	12	26	25	-	177	4%	177
		2016	14	37	19	7	19	11	2	8	25	25	3	18	170	▲	188
	Misdemeanor	2017	4	6	8	5	12	10	4	16	5	11	16	-	97	14%	97
		2016	4	8	11	1	11	7	8	6	11	18	-	18	85	▲	103
	Other Criminally Related Matters	2017	-	3	1	5	1	3	3	2	4	1	3	-	26	-10%	26
		2016	1	3	4	1	6	2	1	4	-	6	1	5	29	▼	34
	Miscellaneous	2017	8	17	26	16	23	23	9	29	16	17	31	-	215	23%	215
		2016	19	17	23	20	14	8	14	17	17	9	17	9	175	▲	184
	Other	2017	-	-	-	-	-	-	-	-	-	-	-	-	0	-100%	0
		2016	-	-	-	1	-	-	-	-	-	-	1	-	2	▼	2


January 2016 -- November 2017 Filings

Dashboard

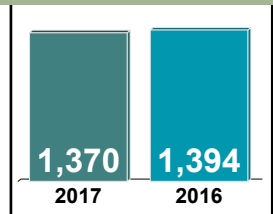
Court: Hopewell Circuit  
 Start/End Date: Jan-16 / Nov-17  
 2016 Average Month: 125  
 Jan-Nov 2016: 1,394  
 Filings Trending: ⇌

Circuit/Court ID: 6 206670  
 Type of Case: Filings  
 2017 Average Month: 125  
 Jan-Nov 2017 : 1,370  
 Overall AVG. Month: 125

Monthly Filings Summary



Jan --- Nov Filings



Filings by Division

		Jan	Feb	Mar	Apr	May	Jun	Jul	Aug	Sep	Oct	Nov	Dec	Thru Nov	% Change	Total
<b>Total</b>	2017	83	123	160	134	129	134	88	112	116	139	152	-	1,370	-2%	1,370
	2016	129	118	168	148	104	116	125	175	105	103	103	110	1,394	▼	1,504
<b>Civil</b>	2017	18	20	18	24	11	19	18	22	20	15	19	-	204	-11%	204
	2016	17	22	38	19	17	16	21	18	18	23	20	26	229	▼	255
<b>Criminal</b>	2017	34	68	81	69	93	90	44	61	74	87	101	-	802	0%	802
	2016	79	54	85	87	63	72	70	124	57	55	56	49	802	⇌	851
<b>Miscellaneous</b>	2017	30	35	61	40	25	25	25	29	22	37	32	-	361	0%	361
	2016	33	42	45	42	24	28	33	33	30	25	27	35	362	▼	397
<b>Other</b>	2017	1	-	-	1	-	-	1	-	-	-	-	-	3	200%	3
	2016	-	-	-	-	-	-	1	-	-	-	-	-	1	▲	1

Filings by Division & Case Category

		Jan	Feb	Mar	Apr	May	Jun	Jul	Aug	Sep	Oct	Nov	Dec	Thru Nov	% Change	Total
<b>Civil</b>	<b>Administrative Law</b>	2017	-	-	-	1	-	1	-	-	-	-	-	2	100%	2
		2016	-	-	-	-	-	1	-	-	-	-	-	1	▲	1
	<b>Contested Divorce</b>	2017	1	-	2	3	1	1	2	3	1	2	2	18	-10%	18
		2016	2	1	3	3	2	2	1	4	-	-	-	20	▼	20
	<b>Domestic and Family - Level 1</b>	2017	4	1	4	7	-	3	4	2	6	-	2	33	-48%	33
		2016	4	9	13	6	7	4	-	3	7	10	11	63	▼	74
	<b>Domestic and Family - Level 2</b>	2017	-	-	1	2	1	2	-	1	-	-	-	7	-42%	7
		2016	-	-	2	-	1	1	5	1	-	1	1	12	▼	13
	<b>General Civil - Level 1</b>	2017	2	1	-	-	-	-	-	-	-	-	-	3	3	3
		2016	-	-	-	-	-	-	-	-	-	-	-	0	⇌	0
	<b>General Civil - Level 2</b>	2017	4	5	2	-	2	5	7	4	6	4	2	41	-2%	41
		2016	3	7	6	4	1	3	1	2	4	8	3	42	▼	47
	<b>General Civil - Level 3</b>	2017	1	7	2	1	2	4	-	4	4	1	7	33	18%	33
		2016	3	2	7	4	1	3	4	3	-	1	-	28	▲	28
<b>Criminal</b>	<b>Probates/Wills &amp; Trusts - Level 1</b>	2017	-	-	-	-	-	-	-	-	-	-	-	0	-100%	0
		2016	-	-	-	-	-	-	-	-	1	-	1	1	▼	2
	<b>Probates/Wills &amp; Trusts - Level 2</b>	2017	1	1	-	-	1	-	4	1	-	-	-	8	-33%	8
		2016	4	-	-	2	1	2	1	1	-	1	1	12	▼	13
	<b>Protective Orders</b>	2017	-	-	1	1	1	-	1	2	1	-	-	7	17%	7
		2016	-	-	1	-	-	-	-	-	1	4	4	6	▲	10
	<b>Uncontested Divorce</b>	2017	5	5	6	9	3	3	4	2	1	8	6	52	18%	52
		2016	1	3	6	-	4	1	12	6	5	5	1	44	▲	47
	<b>Capital Murder</b>	2017	-	-	-	2	-	-	-	-	-	-	-	2	2	2
		2016	-	-	-	-	-	-	-	-	-	-	-	0	⇌	0
	<b>Felonies and Related Matters</b>	2017	19	50	48	46	59	70	31	39	60	49	73	544	-4%	544
		2016	61	43	58	61	36	47	39	103	35	43	39	565	▼	598
	<b>Misdemeanor</b>	2017	12	16	33	21	32	19	13	21	14	37	28	246	9%	246
		2016	18	9	26	24	25	24	29	21	21	12	16	225	▲	237
<b>Miscellaneous</b>	<b>Other Criminally Related Matters</b>	2017	3	2	-	-	2	1	-	1	-	1	-	10	-17%	10
		2016	-	2	1	2	2	1	2	-	1	-	4	12	▼	16
<b>Miscellaneous</b>		2017	30	35	61	40	25	25	29	22	37	32	-	361	0%	361
		2016	33	42	45	42	24	28	33	30	25	27	35	362	▼	397
<b>Other</b>		2017	1	-	-	1	-	-	-	-	-	-	-	3	200%	3
		2016	-	-	-	-	-	-	1	-	-	-	-	1	▲	1


January 2016 -- November 2017 Filings

Dashboard

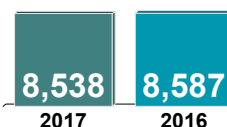
Court: Newport News Circuit  
 Start/End Date: Jan-16 / Nov-17  
 2016 Average Month: 773  
 Jan-Nov 2016: 8,587  
 Filings Trending: ↔

Circuit/Court ID: 7 207700  
 Type of Case: Filings  
 2017 Average Month: 776  
 Jan-Nov 2017 : 8,538  
 Overall AVG. Month: 775

Monthly Filings Summary



Jan --- Nov Filings



Filings by Division

		Jan	Feb	Mar	Apr	May	Jun	Jul	Aug	Sep	Oct	Nov	Dec	Thru Nov	% Change	Total
<b>Total</b>	2017	627	772	918	727	768	941	719	864	680	769	753	-	8,538	-1%	8,538
	2016	751	727	1,158	644	603	1,045	684	799	785	690	701	692	8,587	▼	9,279
<b>Civil</b>	2017	124	156	173	176	176	154	152	179	145	147	133	-	1,715	-1%	1,715
	2016	112	210	177	158	145	162	125	159	174	165	147	150	1,734	▼	1,884
<b>Criminal</b>	2017	262	328	382	314	329	492	376	392	300	341	359	-	3,875	-1%	3,875
	2016	331	160	620	249	262	632	323	375	366	292	303	291	3,913	▼	4,204
<b>Miscellaneous</b>	2017	203	262	332	202	212	241	165	251	199	238	232	-	2,537	-5%	2,537
	2016	286	322	336	214	177	236	212	237	213	208	225	233	2,666	▼	2,899
<b>Other</b>	2017	38	26	31	35	51	54	26	42	36	43	29	-	411	50%	411
	2016	22	35	25	23	19	15	24	28	32	25	26	18	274	▲	292

Filings by Division & Case Category

		Jan	Feb	Mar	Apr	May	Jun	Jul	Aug	Sep	Oct	Nov	Dec	Thru Nov	% Change	Total
<b>Civil</b>	<b>Administrative Law</b>	2017	1	-	-	-	-	-	1	-	-	-	-	2	-75%	2
		2016	-	-	1	-	-	-	2	2	3	-	1	8	▼	9
	<b>Contested Divorce</b>	2017	7	15	23	13	14	14	22	15	20	16	-	169	-10%	169
		2016	15	14	23	15	16	15	25	22	11	15	17	187	▼	204
	<b>Domestic and Family - Level 1</b>	2017	4	19	16	22	23	19	36	31	16	10	13	209	-11%	209
		2016	4	20	32	21	22	20	16	37	26	26	16	235	▼	251
	<b>Domestic and Family - Level 2</b>	2017	4	3	2	5	13	6	5	6	1	2	-	49	-18%	49
		2016	5	4	5	4	3	10	9	8	5	5	5	60	▼	65
	<b>General Civil - Level 1</b>	2017	7	5	9	44	11	5	6	7	5	9	-	113	-26%	113
		2016	7	34	6	38	6	6	7	10	30	5	6	152	▼	158
	<b>General Civil - Level 2</b>	2017	40	35	29	24	39	55	31	37	34	33	24	381	11%	381
		2016	29	33	26	24	26	34	41	38	33	26	32	342	▲	369
	<b>General Civil - Level 3</b>	2017	20	27	26	28	24	11	26	38	27	32	27	286	28%	286
		2016	14	34	23	12	13	29	13	20	24	19	22	223	▲	256
<b>Criminal</b>	<b>Probates/Wills &amp; Trusts - Level 1</b>	2017	-	-	-	-	-	-	-	-	-	-	-	0	-100%	0
		2016	-	1	-	-	1	-	1	-	1	-	-	4	▼	4
	<b>Probates/Wills &amp; Trusts - Level 2</b>	2017	1	-	2	-	1	1	-	-	-	1	-	6	50%	6
		2016	-	1	-	1	-	-	1	-	1	-	-	4	▲	4
	<b>Protective Orders</b>	2017	6	2	5	4	6	2	6	-	4	3	-	43	19%	43
		2016	2	7	2	5	6	1	3	3	3	2	7	36	▲	43
	<b>Uncontested Divorce</b>	2017	34	50	61	36	45	41	37	33	40	42	38	457	-5%	457
		2016	36	62	59	38	52	47	37	37	35	40	38	483	▼	521
	<b>Felonies and Related Matters</b>	2017	163	171	237	183	218	286	239	194	166	192	210	2,259	-2%	2,259
		2016	183	36	437	134	102	425	185	224	228	178	177	2,309	▼	2,481
<b>Miscellaneous</b>	<b>Misdemeanor</b>	2017	48	78	87	77	53	110	90	113	64	88	85	893	3%	893
		2016	103	47	104	58	74	138	75	73	47	69	75	863	▲	911
	<b>Other Criminally Related Matters</b>	2017	51	79	58	54	58	96	47	85	70	61	64	723	-2%	723
		2016	45	77	79	57	86	69	63	78	91	45	51	741	▼	812
<b>Other</b>		2017	203	262	332	202	212	241	165	251	199	238	232	2,537	-5%	2,537
		2016	286	322	336	214	177	236	212	237	213	208	225	2,666	▼	2,899
<b>Other</b>		2017	38	26	31	35	51	54	26	42	36	43	29	411	50%	411
		2016	22	35	25	23	19	15	24	28	32	25	26	274	▲	292

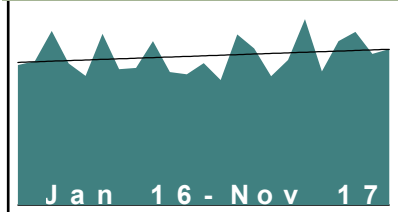
January 2016 -- November 2017 Filings

Dashboard

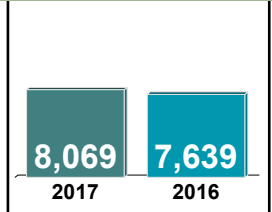
Court: Hampton Circuit  
 Start/End Date: Jan-16 / Nov-17  
 2016 Average Month: 693  
 Jan-Nov 2016: 7,639  
 Filings Trending: ▲

Circuit/Court ID: 8 208650  
 Type of Case: Filings  
 2017 Average Month: 734  
 Jan-Nov 2017 : 8,069  
 Overall AVG. Month: 712

Monthly Filings Summary



Jan --- Nov Filings



Filings by Division

		Jan	Feb	Mar	Apr	May	Jun	Jul	Aug	Sep	Oct	Nov	Dec	Thru Nov	% Change	Total
<b>Total</b>	2017	597	815	748	615	692	888	638	783	826	722	745	-	8,069	6%	8,069
	2016	668	687	831	676	616	818	648	654	782	635	624	678	7,639	▲	8,317
<b>Civil</b>	2017	89	123	121	114	131	120	114	132	132	116	127	-	1,319	-2%	1,319
	2016	123	134	111	125	109	143	119	135	132	111	105	109	1,347	▼	1,456
<b>Criminal</b>	2017	284	430	323	270	323	531	300	401	442	319	353	-	3,976	11%	3,976
	2016	276	252	376	320	323	411	310	311	399	297	300	289	3,575	▲	3,864
<b>Miscellaneous</b>	2017	187	213	258	185	195	185	187	190	202	226	228	-	2,256	4%	2,256
	2016	222	242	288	172	150	201	189	169	197	165	183	232	2,178	▲	2,410
<b>Other</b>	2017	37	49	46	46	43	52	37	60	50	61	37	-	518	-4%	518
	2016	47	59	56	59	34	63	30	39	54	62	36	48	539	▼	587

Filings by Division & Case Category

		Jan	Feb	Mar	Apr	May	Jun	Jul	Aug	Sep	Oct	Nov	Dec	Thru Nov	% Change	Total
<b>Civil</b>	<b>Administrative Law</b>	2017	-	1	-	1	-	1	1	-	-	1	-	6	-33%	6
		2016	-	-	1	1	-	1	1	2	3	-	-	9	▼	9
	<b>Contested Divorce</b>	2017	5	18	12	17	18	16	16	14	16	12	-	154	-1%	154
		2016	9	10	17	18	19	12	18	21	16	7	16	156	▼	172
	<b>Domestic and Family - Level 1</b>	2017	10	15	18	17	17	15	18	9	40	10	41	210	-15%	210
		2016	12	20	23	32	14	26	17	14	37	18	35	248	▼	262
	<b>Domestic and Family - Level 2</b>	2017	1	8	7	4	2	3	4	6	5	3	-	46	-42%	46
		2016	31	5	4	2	7	3	10	3	5	2	7	79	▼	80
	<b>General Civil - Level 1</b>	2017	3	1	1	-	3	1	2	1	-	1	2	15	50%	15
		2016	-	1	-	-	1	2	-	2	2	1	1	10	▲	11
	<b>General Civil - Level 2</b>	2017	27	28	30	17	23	33	28	25	20	16	-	279	5%	279
		2016	24	28	12	22	28	37	18	30	25	16	34	265	▲	299
	<b>General Civil - Level 3</b>	2017	9	4	7	9	22	16	10	13	8	16	11	125	-21%	125
		2016	10	13	11	8	13	21	12	29	10	25	6	158	▼	166
<b>Criminal</b>	<b>Probates/Wills &amp; Trusts - Level 1</b>	2017	-	-	-	1	-	2	-	3	2	1	2	11	57%	11
		2016	1	1	1	-	1	1	1	1	-	-	1	7	▲	8
	<b>Probates/Wills &amp; Trusts - Level 2</b>	2017	3	5	4	6	7	9	4	6	9	7	6	66	65%	66
		2016	4	8	3	5	4	4	5	2	2	2	1	40	▲	46
	<b>Uncontested Divorce</b>	2017	31	43	42	42	39	24	34	51	28	40	33	407	9%	407
		2016	32	48	39	37	22	37	37	34	32	36	21	375	▲	403
	<b>Capital Murder</b>	2017	1	-	-	-	1	1	-	-	-	-	2	5	5	5
		2016	-	-	-	-	-	-	-	-	-	-	-	0	↔	0
	<b>Felonies and Related Matters</b>	2017	181	260	189	153	189	251	152	245	299	157	226	2,302	5%	2,302
		2016	173	165	226	209	193	264	186	187	244	167	175	2,189	▲	2,336
	<b>Misdemeanor</b>	2017	55	93	81	42	80	163	81	81	73	84	71	904	8%	904
		2016	47	63	98	62	75	107	64	79	100	68	72	835	▲	922
	<b>Other Criminally Related Matters</b>	2017	47	77	53	75	53	116	67	75	70	78	54	765	39%	765
		2016	56	24	52	49	55	40	60	45	55	62	53	551	▲	606
<b>Miscellaneous</b>		2017	187	213	258	185	195	185	187	190	202	226	228	2,256	4%	2,256
		2016	222	242	288	172	150	201	189	169	197	165	183	2,178	▲	2,410
<b>Other</b>		2017	37	49	46	46	43	52	37	60	50	61	37	518	-4%	518
		2016	47	59	56	59	34	63	30	39	54	62	36	539	▼	587


January 2016 -- November 2017 Filings

Dashboard

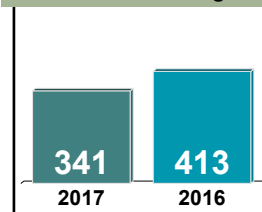
Court: Charles City Circuit  
 Start/End Date: Jan-16 / Nov-17  
 2016 Average Month: 36  
 Jan-Nov 2016: 413  
 Filings Trending: ▼

Circuit/Court ID: 9 209036  
 Type of Case: Filings  
 2017 Average Month: 31  
 Jan-Nov 2017 : 341  
 Overall AVG. Month: 34

Monthly Filings Summary



Jan --- Nov Filings



Filings by Division

		Jan	Feb	Mar	Apr	May	Jun	Jul	Aug	Sep	Oct	Nov	Dec	Thru Nov	% Change	Total
<b>Total</b>	2017	16	29	34	37	33	32	21	28	34	17	60	-	341	-17%	341
	2016	47	46	34	29	122	17	27	25	19	29	18	21	413	▼	434
<b>Civil</b>	2017	6	8	3	9	2	4	5	7	4	1	7	-	56	65%	56
	2016	1	5	5	3	1	5	5	4	1	3	1	4	34	▲	38
<b>Criminal</b>	2017	1	5	4	7	14	12	6	6	14	2	34	-	105	-49%	105
	2016	22	20	12	4	102	3	9	7	10	13	4	3	206	▼	209
<b>Miscellaneous</b>	2017	9	15	27	21	14	16	9	14	16	14	17	-	172	7%	172
	2016	24	21	16	20	11	8	13	14	8	13	13	14	161	▲	175
<b>Other</b>	2017	-	1	-	-	3	-	1	1	-	-	2	-	8	-33%	8
	2016	-	-	1	2	8	1	-	-	-	-	-	-	12	▼	12

Filings by Division & Case Category

		Jan	Feb	Mar	Apr	May	Jun	Jul	Aug	Sep	Oct	Nov	Dec	Thru Nov	% Change	Total
<b>Civil</b>	Administrative Law	2017	-	-	-	1	-	-	-	-	-	-	-	1	0%	1
		2016	-	-	-	-	-	1	-	-	-	-	-	1	↔	1
	Contested Divorce	2017	-	-	1	-	-	1	-	3	-	-	-	5	5	5
		2016	-	-	-	-	-	-	-	-	-	-	1	0	↔	1
	Domestic and Family - Level 1	2017	-	-	-	-	1	1	-	-	-	4	-	6	500%	6
		2016	-	-	-	1	-	-	-	-	-	-	-	1	▲	1
	Domestic and Family - Level 2	2017	-	1	-	-	-	-	-	1	-	-	-	2	100%	2
		2016	-	-	-	-	-	-	-	-	1	-	-	1	▲	1
	General Civil - Level 1	2017	-	1	-	-	-	-	-	-	-	-	-	1	0%	1
		2016	-	-	-	-	-	-	-	-	1	-	-	1	↔	1
	General Civil - Level 2	2017	3	3	-	3	1	-	4	-	1	-	-	17	55%	17
		2016	1	-	2	2	-	1	2	1	-	-	1	11	▲	12
<b>Criminal</b>	General Civil - Level 3	2017	2	-	3	2	-	2	1	3	-	2	-	15	50%	15
		2016	-	3	2	-	2	2	1	-	-	-	-	10	▲	10
	Protective Orders	2017	-	-	-	-	-	-	-	-	-	-	-	0	-100%	0
		2016	-	-	1	-	-	-	-	-	-	-	-	1	▼	1
	Uncontested Divorce	2017	1	3	-	3	-	1	-	-	-	1	-	9	13%	9
		2016	-	2	-	1	-	1	1	-	1	1	2	8	▲	10
	Felonies and Related Matters	2017	-	3	4	2	6	5	3	10	1	32	-	72	38%	72
		2016	2	7	4	2	9	3	4	5	9	3	2	52	▲	54
	Misdemeanor	2017	1	2	-	4	6	6	1	1	4	-	-	25	-83%	25
		2016	20	13	6	2	91	-	5	2	4	3	1	146	▼	147
	Other Criminally Related Matters	2017	-	-	-	1	2	-	2	-	1	2	-	8	0%	8
		2016	-	-	2	-	2	-	1	1	1	1	-	8	↔	8
<b>Miscellaneous</b>		2017	9	15	27	21	14	16	9	14	16	14	17	172	7%	172
		2016	24	21	16	20	11	8	13	14	8	13	14	161	▲	175
<b>Other</b>		2017	-	1	-	-	3	-	1	1	-	-	-	8	-33%	8
		2016	-	-	1	2	8	1	-	-	-	-	-	12	▼	12




January 2016 -- November 2017 Filings

Dashboard

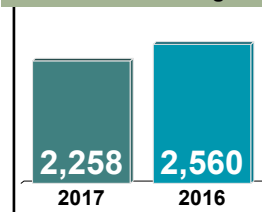
**Court:** Gloucester Circuit  
**Start/End Date:** Jan-16 / Nov-17  
**2016 Average Month:** 230  
**Jan-Nov 2016:** 2,560  
**Filings Trending:** ▼

**Circuit/Court ID:** 9 209073  
**Type of Case:** Filings  
**2017 Average Month:** 205  
**Jan-Nov 2017 :** 2,258  
**Overall AVG. Month:** 218

Monthly Filings Summary



Jan --- Nov Filings



Filings by Division

		Jan	Feb	Mar	Apr	May	Jun	Jul	Aug	Sep	Oct	Nov	Dec	Thru Nov	% Change	Total
<b>Total</b>	2017	198	220	208	192	228	174	176	242	208	213	199	-	2,258	-12%	2,258
	2016	265	250	302	224	241	220	201	212	219	210	216	204	2,560	▼	2,764
<b>Civil</b>	2017	22	18	28	49	31	27	27	52	32	32	23	-	341	-8%	341
	2016	31	40	63	38	30	27	32	35	27	26	23	33	372	▼	405
<b>Criminal</b>	2017	64	62	75	49	100	53	52	73	72	62	48	-	710	-18%	710
	2016	93	61	77	71	124	73	54	75	85	67	91	52	871	▼	923
<b>Miscellaneous</b>	2017	82	104	81	75	72	70	76	90	75	97	108	-	930	-9%	930
	2016	118	117	139	84	62	90	94	67	85	87	83	92	1,026	▼	1,118
<b>Other</b>	2017	30	36	24	19	25	24	21	27	29	22	20	-	277	-5%	277
	2016	23	32	23	31	25	30	21	35	22	30	19	27	291	▼	318

Filings by Division & Case Category

			Jan	Feb	Mar	Apr	May	Jun	Jul	Aug	Sep	Oct	Nov	Dec	Thru Nov	% Change	Total	
Civil	Contested Divorce	2017	3	5	3	2	3	2	7	4	3	5	2	-	39	-28%	39	
		2016	4	5	13	2	4	8	3	5	6	2	2	6	54	▼	60	
	Domestic and Family - Level 1	2017	-	-	4	6	1	5	1	21	9	5	1	-	53	20%	53	
		2016	9	5	6	-	6	2	1	11	-	3	1	6	44	▲	50	
	Domestic and Family - Level 2	2017	3	-	2	3	-	-	1	1	1	-	1	-	12	-33%	12	
		2016	-	2	5	1	2	1	2	-	1	1	3	1	18	▼	19	
	General Civil - Level 1	2017	-	-	-	-	-	-	1	1	-	1	-	-	3	200%	3	
		2016	-	-	-	-	-	-	-	-	-	1	-	-	1	▲	1	
	General Civil - Level 2	2017	2	1	6	9	5	9	6	11	6	2	6	-	63	-14%	63	
		2016	5	6	17	5	5	5	14	3	5	6	2	10	73	▼	83	
	General Civil - Level 3	2017	1	1	2	21	13	6	-	-	-	6	1	-	51	9%	51	
		2016	3	3	1	24	1	-	2	3	5	1	4	1	47	▲	48	
	Probates/Wills & Trusts - Level 1	2017	-	-	-	1	-	1	-	-	-	-	1	-	3	3	3	3
		2016	-	-	-	-	-	-	-	-	-	-	-	-	0	↔	0	
Probates/Wills & Trusts - Level 2	2017	1	-	1	1	-	1	-	-	3	3	3	-	13	44%	13		
	2016	-	1	2	-	-	1	2	1	1	-	1	2	9	▲	11		
Protective Orders	2017	1	1	1	1	-	-	-	-	1	-	-	-	5	400%	5		
	2016	-	-	-	1	-	-	-	-	-	-	-	-	1	▲	1		
Uncontested Divorce	2017	11	10	9	5	9	3	11	14	9	10	8	-	99	-21%	99		
	2016	10	18	19	5	12	10	8	12	9	12	10	7	125	▼	132		
Criminal	Felonies and Related Matters	2017	45	38	60	30	56	36	30	27	43	31	24	-	420	-26%	420	
		2016	65	37	44	47	84	47	35	44	57	48	59	25	567	▼	592	
	Misdemeanor	2017	17	15	13	12	38	14	17	39	26	25	18	-	234	-5%	234	
		2016	27	20	21	18	36	26	13	23	23	13	26	24	246	▼	270	
	Other Criminally Related Matters	2017	2	9	2	7	6	3	5	7	3	6	6	-	56	-3%	56	
		2016	1	4	12	6	4	-	6	8	5	6	6	3	58	▼	61	
	Miscellaneous	2017	82	104	81	75	72	70	76	90	75	97	108	-	930	-9%	930	
		2016	118	117	139	84	62	90	94	67	85	87	83	92	1,026	▼	1,118	
	Other	2017	30	36	24	19	25	24	21	27	29	22	20	-	277	-5%	277	
		2016	23	32	23	31	25	30	21	35	22	30	19	27	291	▼	318	

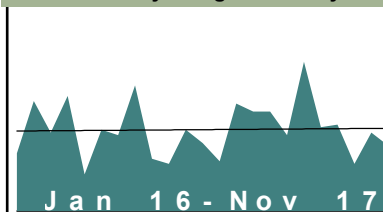
January 2016 -- November 2017 Filings

Dashboard

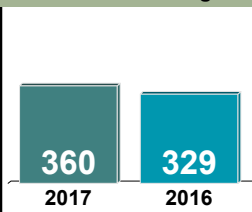
Court: King & Queen Circuit  
 Start/End Date: Jan-16 / Nov-17  
 2016 Average Month: 30  
 Jan-Nov 2016: 329  
 Filings Trending: ▲

Circuit/Court ID: 9 209097  
 Type of Case: Filings  
 2017 Average Month: 33  
 Jan-Nov 2017 : 360  
 Overall AVG. Month: 31

Monthly Filings Summary



Jan --- Nov Filings



Filings by Division

		Jan	Feb	Mar	Apr	May	Jun	Jul	Aug	Sep	Oct	Nov	Dec	Thru Nov	% Change	Total
<b>Total</b>	2017	19	41	38	38	29	57	32	33	18	30	25	-	360	9%	360
	2016	22	42	30	44	14	31	29	48	20	18	31	26	329	▲	355
<b>Civil</b>	2017	4	4	14	4	4	5	5	2	3	3	3	-	51	0%	51
	2016	2	7	6	5	4	2	7	9	4	3	2	5	51	↔	56
<b>Criminal</b>	2017	3	24	11	26	11	38	12	16	6	14	10	-	171	49%	171
	2016	6	14	9	23	3	17	10	17	5	5	6	6	115	▲	121
<b>Miscellaneous</b>	2017	12	11	13	7	14	14	15	15	9	13	11	-	134	-16%	134
	2016	14	21	14	16	7	12	12	20	11	10	23	14	160	▼	174
<b>Other</b>	2017	-	2	-	1	-	-	-	-	-	-	1	-	4	33%	4
	2016	-	-	1	-	-	-	-	2	-	-	-	1	3	▲	4

Filings by Division & Case Category

		Jan	Feb	Mar	Apr	May	Jun	Jul	Aug	Sep	Oct	Nov	Dec	Thru Nov	% Change	Total
<b>Civil</b>	Administrative Law	2017	-	-	-	-	-	-	-	-	-	1	-	1	1	1
		2016	-	-	-	-	-	-	-	-	-	-	-	0	↔	0
	Contested Divorce	2017	-	2	3	-	1	1	-	-	-	-	-	7	75%	7
		2016	-	1	1	-	1	-	1	-	-	-	1	4	▲	5
	Domestic and Family - Level 1	2017	-	-	-	-	-	-	-	-	-	-	-	0	-100%	0
		2016	-	-	-	2	1	-	-	-	-	-	-	3	▼	3
	Domestic and Family - Level 2	2017	-	-	-	-	-	-	-	-	-	-	-	0	-100%	0
		2016	-	-	-	-	-	-	-	1	-	-	-	1	▼	1
	General Civil - Level 2	2017	1	1	1	1	2	-	1	1	-	-	-	8	-11%	8
		2016	-	1	2	2	1	1	-	2	-	-	2	9	▼	11
	General Civil - Level 3	2017	3	-	10	1	2	4	1	-	1	1	-	23	10%	23
		2016	1	3	-	-	1	5	7	-	2	2	1	21	▲	22
<b>Criminal</b>	Probates/Wills & Trusts - Level 1	2017	-	1	-	-	-	-	-	-	-	-	-	0	-100%	0
		2016	-	1	-	-	-	-	-	-	-	-	-	1	▼	1
	Probates/Wills & Trusts - Level 2	2017	-	-	-	-	-	-	-	-	1	2	-	3	50%	3
		2016	-	-	1	-	1	-	-	-	-	-	-	2	▲	2
	Uncontested Divorce	2017	-	1	-	2	-	3	1	1	1	-	-	9	-10%	9
		2016	1	1	2	1	1	1	1	1	1	-	1	10	▼	11
<b>Miscellaneous</b>	Felonies and Related Matters	2017	1	20	9	21	7	24	10	14	2	6	9	123	62%	123
		2016	3	9	5	18	2	11	7	10	2	4	5	76	▲	78
	Misdemeanor	2017	1	4	1	5	4	13	1	1	3	3	-	36	57%	36
		2016	1	4	1	5	-	3	2	4	2	-	1	23	▲	25
	Other Criminally Related Matters	2017	1	-	1	-	1	1	1	1	5	1	-	12	-25%	12
		2016	2	1	3	-	1	3	1	3	1	1	2	16	▼	18
<b>Other</b>	Miscellaneous	2017	12	11	13	7	14	14	15	15	9	13	11	134	-16%	134
		2016	14	21	14	16	7	12	12	20	11	10	23	160	▼	174
<b>Other</b>	Other	2017	-	2	-	1	-	-	-	-	-	1	-	4	33%	4
		2016	-	-	1	-	-	-	2	-	-	-	1	3	▲	4


January 2016 -- November 2017 Filings

Dashboard

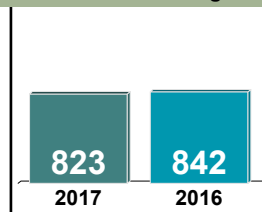
Court: King William Circuit  
 Start/End Date: Jan-16 / Nov-17  
 2016 Average Month: 76  
 Jan-Nov 2016: 842  
 Filings Trending: ↔

Circuit/Court ID: 9 209101  
 Type of Case: Filings  
 2017 Average Month: 75  
 Jan-Nov 2017 : 823  
 Overall AVG. Month: 75

Monthly Filings Summary



Jan --- Nov Filings



Filings by Division

		Jan	Feb	Mar	Apr	May	Jun	Jul	Aug	Sep	Oct	Nov	Dec	Thru Nov	% Change	Total
<b>Total</b>	2017	72	54	91	69	54	77	65	92	96	65	88	-	823	-2%	823
	2016	63	127	88	73	44	76	84	62	94	63	68	67	842	▼	909
<b>Civil</b>	2017	12	11	8	11	16	13	11	11	12	5	11	-	121	15%	121
	2016	8	6	10	8	5	15	6	14	15	7	11	7	105	▲	112
<b>Criminal</b>	2017	25	11	19	18	6	31	27	52	55	13	30	-	287	8%	287
	2016	7	64	34	27	5	30	30	7	41	7	13	23	265	▲	288
<b>Miscellaneous</b>	2017	35	32	64	40	32	31	27	29	29	47	47	-	413	-11%	413
	2016	47	56	44	36	33	30	48	41	38	49	43	36	465	▼	501
<b>Other</b>	2017	-	-	-	-	-	2	-	-	-	-	-	-	2	-71%	2
	2016	1	1	-	2	1	1	-	-	-	-	1	1	7	▼	8

Filings by Division & Case Category

		Jan	Feb	Mar	Apr	May	Jun	Jul	Aug	Sep	Oct	Nov	Dec	Thru Nov	% Change	Total
<b>Civil</b>	Administrative Law	2017	-	-	-	-	-	-	1	-	-	-	-	1	1	1
		2016	-	-	-	-	-	-	-	-	-	-	-	0	↔	0
	Contested Divorce	2017	1	1	1	2	3	1	2	-	2	1	1	15	7%	15
		2016	1	1	3	1	-	2	-	2	3	-	1	14	▲	14
	Domestic and Family - Level 1	2017	1	1	1	-	3	3	4	1	1	2	3	20	25%	20
		2016	1	1	2	1	-	1	-	4	3	2	1	16	▲	18
	Domestic and Family - Level 2	2017	1	-	1	-	-	-	-	2	-	-	-	4	0%	4
		2016	-	-	-	-	-	2	-	1	1	-	1	4	↔	5
	General Civil - Level 1	2017	-	-	-	-	-	1	1	-	-	-	-	2	0%	2
		2016	-	-	-	1	-	-	-	1	-	-	-	2	↔	2
	General Civil - Level 2	2017	1	3	2	1	3	2	1	2	2	-	3	20	-17%	20
		2016	1	2	1	2	-	4	3	4	2	1	4	24	▼	25
	General Civil - Level 3	2017	1	-	2	1	3	3	2	3	1	1	1	18	38%	18
		2016	1	1	1	-	1	3	-	1	-	3	2	13	▲	15
<b>Criminal</b>	Probates/Wills & Trusts - Level 2	2017	-	-	-	1	1	1	-	-	-	-	-	3	3	3
		2016	-	-	-	-	-	-	-	-	-	-	-	0	↔	0
	Protective Orders	2017	1	-	-	-	-	-	-	-	-	-	-	1	1	1
		2016	-	-	-	-	-	-	-	-	-	-	-	0	↔	0
	Uncontested Divorce	2017	6	6	1	6	3	3	1	3	4	1	3	37	16%	37
		2016	4	1	3	3	4	3	3	5	-	3	1	32	▲	33
	Capital Murder	2017	-	-	-	-	-	-	-	-	-	-	-	0	-100%	0
		2016	-	1	-	-	-	-	-	-	-	-	-	1	▼	1
	Felonies and Related Matters	2017	23	3	10	14	1	19	20	38	44	8	15	195	-3%	195
		2016	-	56	22	22	1	28	28	1	32	4	8	202	▼	219
	Misdemeanor	2017	2	7	8	2	5	11	2	11	10	2	13	73	46%	73
		2016	4	7	11	5	4	1	2	4	6	3	3	50	▲	55
	Other Criminally Related Matters	2017	-	1	1	2	-	1	5	3	1	3	2	19	58%	19
		2016	3	-	1	-	-	1	-	2	3	-	2	12	▲	13
<b>Miscellaneous</b>		2017	35	32	64	40	32	31	27	29	29	47	47	413	-11%	413
		2016	47	56	44	36	33	30	48	41	38	49	43	465	▼	501
<b>Other</b>		2017	-	-	-	-	-	2	-	-	-	-	-	2	-71%	2
		2016	1	1	-	2	1	1	-	-	-	-	1	7	▼	8

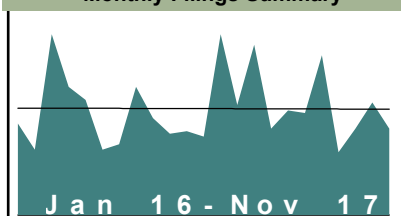
January 2016 -- November 2017 Filings

## Dashboard

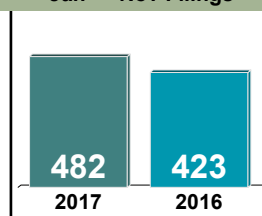
Court: Mathews Circuit  
 Start/End Date: Jan-16 / Nov-17  
 2016 Average Month: 38  
 Jan-Nov 2016: 423  
 Filings Trending: ▲

Circuit/Court ID: 9 209115  
 Type of Case: Filings  
 2017 Average Month: 44  
 Jan-Nov 2017 : 482  
 Overall AVG. Month: 41

## Monthly Filings Summary



## Jan --- Nov Filings



## Filings by Division

		Jan	Feb	Mar	Apr	May	Jun	Jul	Aug	Sep	Oct	Nov	Dec	Thru Nov	% Change	Total
<b>Total</b>	2017	69	42	65	33	40	39	61	24	33	43	33	-	482	14%	482
	2016	35	25	69	49	44	25	27	49	37	31	32	30	423	▲	453
<b>Civil</b>	2017	3	9	10	8	4	10	8	4	4	8	3	-	71	20%	71
	2016	7	2	4	5	7	4	10	5	6	8	1	4	59	▲	63
<b>Criminal</b>	2017	47	15	21	5	12	12	31	6	7	13	9	-	178	5%	178
	2016	4	-	38	31	26	3	2	32	22	2	10	7	170	▲	177
<b>Miscellaneous</b>	2017	19	18	34	20	24	17	22	13	21	22	21	-	231	20%	231
	2016	24	23	26	13	11	18	15	12	9	21	21	19	193	▲	212
<b>Other</b>	2017	-	-	-	-	-	-	-	1	1	-	-	-	2	100%	2
	2016	-	-	1	-	-	-	-	-	-	-	-	-	1	▲	1

## Filings by Division &amp; Case Category

		Jan	Feb	Mar	Apr	May	Jun	Jul	Aug	Sep	Oct	Nov	Dec	Thru Nov	% Change	Total
<b>Civil</b>	Administrative Law	2017	-	-	-	-	-	1	-	-	-	-	-	1	-50%	1
		2016	-	-	-	1	-	-	-	-	1	-	-	2	▼	2
	Contested Divorce	2017	-	1	-	2	-	-	1	1	1	-	-	6	0%	6
		2016	-	-	-	-	2	2	1	-	1	-	2	6	↔	8
	Domestic and Family - Level 1	2017	-	4	5	-	1	5	-	1	-	1	-	17	240%	17
		2016	-	-	1	-	-	1	1	-	-	-	1	5	▲	5
	Domestic and Family - Level 2	2017	-	-	2	-	-	-	1	-	-	-	-	3	-25%	3
		2016	-	-	-	-	1	-	1	-	1	-	-	4	▼	4
	General Civil - Level 1	2017	-	-	-	-	-	-	-	-	-	-	-	0	-100%	0
		2016	-	-	-	-	1	-	-	-	-	-	-	1	▼	1
	General Civil - Level 2	2017	-	1	1	2	-	1	1	3	4	2	-	16	33%	16
		2016	2	-	2	2	-	2	1	2	-	-	1	12	▲	13
	General Civil - Level 3	2017	1	-	1	1	-	-	2	-	-	-	-	5	-38%	5
		2016	3	2	1	-	-	1	-	-	1	-	-	8	▼	8
<b>Criminal</b>	Probates/Wills & Trusts - Level 1	2017	-	-	-	-	-	-	-	-	-	-	-	0	0	0
		2016	-	-	-	-	-	-	-	-	-	-	1	0	↔	1
	Probates/Wills & Trusts - Level 2	2017	-	1	-	1	-	-	1	-	2	1	-	6	100%	6
		2016	1	-	-	-	-	2	-	-	-	-	-	3	▲	3
	Protective Orders	2017	-	-	-	1	1	1	-	-	-	-	-	4	300%	4
		2016	-	-	-	-	1	-	-	-	-	-	-	1	▲	1
	Uncontested Divorce	2017	2	2	1	1	2	3	2	-	-	-	-	13	-24%	13
		2016	1	-	-	2	3	-	2	2	3	4	-	17	▼	17
	Felonies and Related Matters	2017	42	10	18	3	11	4	28	4	4	7	5	136	8%	136
		2016	-	-	32	31	13	1	1	30	13	2	3	126	▲	128
<b>Miscellaneous</b>	Misdemeanor	2017	3	3	3	1	1	7	3	2	3	6	1	33	22%	33
		2016	1	-	5	-	11	-	-	6	-	4	5	27	▲	32
	Other Criminally Related Matters	2017	2	2	-	1	-	1	-	-	-	3	-	9	-47%	9
		2016	3	-	1	-	2	2	1	2	3	-	3	17	▼	17
<b>Other</b>	Miscellaneous	2017	19	18	34	20	24	17	22	13	21	22	21	231	20%	231
		2016	24	23	26	13	11	18	15	12	9	21	19	193	▲	212
<b>Other</b>	Other	2017	-	-	-	-	-	-	1	1	-	-	-	2	100%	2
		2016	-	-	1	-	-	-	-	-	-	-	-	1	▲	1

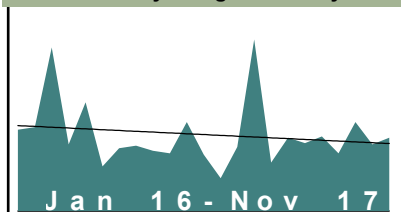
January 2016 -- November 2017 Filings

Dashboard

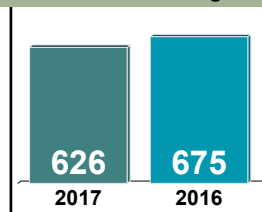
Court: Middlesex Circuit  
 Start/End Date: Jan-16 / Nov-17  
 2016 Average Month: 60  
 Jan-Nov 2016: 675  
 Filings Trending: ▼

Circuit/Court ID: 9 209119  
 Type of Case: Filings  
 2017 Average Month: 57  
 Jan-Nov 2017 : 626  
 Overall AVG. Month: 58

Monthly Filings Summary



Jan --- Nov Filings



Filings by Division

		Jan	Feb	Mar	Apr	May	Jun	Jul	Aug	Sep	Oct	Nov	Dec	Thru Nov	% Change	Total
<b>Total</b>	2017	25	49	131	37	56	52	57	44	68	51	56	-	626	-7%	626
	2016	62	64	125	51	83	34	48	50	46	44	68	43	675	▼	718
<b>Civil</b>	2017	7	4	13	16	18	8	8	6	7	6	3	-	96	-15%	96
	2016	8	5	11	9	16	8	8	9	9	12	18	11	113	▼	124
<b>Criminal</b>	2017	4	29	86	8	14	24	24	13	36	21	28	-	287	-9%	287
	2016	26	19	89	23	56	10	16	14	20	8	33	15	314	▼	329
<b>Miscellaneous</b>	2017	14	15	30	13	24	19	25	25	23	24	25	-	237	0%	237
	2016	26	38	22	18	11	16	22	27	15	24	17	17	236	▲	253
<b>Other</b>	2017	-	1	2	-	-	1	-	-	2	-	-	-	6	-50%	6
	2016	2	2	3	1	-	-	2	-	2	-	-	-	12	▼	12

Filings by Division & Case Category

		Jan	Feb	Mar	Apr	May	Jun	Jul	Aug	Sep	Oct	Nov	Dec	Thru Nov	% Change	Total
<b>Civil</b>	Administrative Law	2017	-	1	-	-	-	-	-	-	-	-	-	1	0%	1
		2016	1	-	-	-	-	-	-	-	-	-	-	1	↔	1
	Contested Divorce	2017	1	-	1	1	1	2	-	-	-	1	-	8	-20%	8
		2016	1	-	2	-	1	1	-	-	2	3	2	10	▼	12
	Domestic and Family - Level 1	2017	-	-	-	-	6	-	-	-	2	-	-	8	-47%	8
		2016	-	-	2	1	-	-	-	4	5	3	-	15	▼	15
	Domestic and Family - Level 2	2017	-	-	-	1	1	1	-	1	-	-	-	4	33%	4
		2016	-	-	-	-	-	2	1	-	-	-	-	3	▲	3
	General Civil - Level 1	2017	-	-	-	1	-	-	-	-	-	-	-	1	1	1
		2016	-	-	-	-	-	-	-	-	-	-	-	0	↔	0
	General Civil - Level 2	2017	1	1	2	3	-	2	1	2	1	-	-	13	-41%	13
		2016	1	3	3	1	1	2	1	1	3	2	1	22	▼	23
	General Civil - Level 3	2017	1	2	7	8	8	2	1	-	-	1	-	30	0%	30
		2016	1	-	1	1	13	2	1	1	1	8	2	30	↔	32
<b>Criminal</b>	Probates/Wills & Trusts - Level 1	2017	-	-	-	-	-	-	-	-	-	-	-	0	-100%	0
		2016	-	-	-	-	-	-	-	-	-	1	-	1	▼	1
	Probates/Wills & Trusts - Level 2	2017	-	-	1	-	-	-	-	-	-	-	-	1	-80%	1
		2016	2	-	-	1	-	-	2	-	-	-	-	5	▼	5
	Protective Orders	2017	-	-	-	-	1	-	-	-	-	-	-	1	-80%	1
		2016	-	-	-	2	-	-	1	1	1	-	-	5	▼	5
	Uncontested Divorce	2017	4	-	2	2	1	4	4	4	4	3	1	29	38%	29
		2016	2	2	3	3	1	4	2	2	-	1	6	21	▲	27
	Felonies and Related Matters	2017	3	22	74	2	9	15	6	31	11	24	-	213	-2%	213
		2016	14	10	68	20	42	4	11	10	17	4	17	217	▼	225
<b>Miscellaneous</b>	Misdemeanor	2017	1	5	12	3	3	9	6	5	8	3	-	60	-29%	60
		2016	10	6	19	2	13	4	5	4	2	4	16	85	▼	92
	Other Criminally Related Matters	2017	-	2	-	3	2	-	3	1	-	2	1	14	17%	14
		2016	2	3	2	1	1	2	-	1	-	-	-	12	▲	12
<b>Other</b>	Miscellaneous	2017	14	15	30	13	24	19	25	25	23	24	25	237	0%	237
		2016	26	38	22	18	11	16	22	27	15	24	17	236	▲	253
<b>Other</b>	Other	2017	-	1	2	-	-	1	-	-	2	-	-	6	-50%	6
		2016	2	2	3	1	-	-	2	-	2	-	-	12	▼	12




January 2016 -- November 2017 Filings

## Dashboard

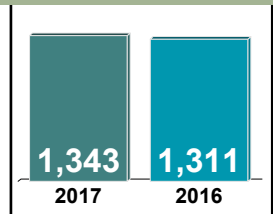
Court: New Kent Circuit  
 Start/End Date: Jan-16 / Nov-17  
 2016 Average Month: 118  
 Jan-Nov 2016: 1,311  
 Filings Trending: ↔

Circuit/Court ID: 9 209127  
 Type of Case: Filings  
 2017 Average Month: 122  
 Jan-Nov 2017 : 1,343  
 Overall AVG. Month: 120

## Monthly Filings Summary



## Jan --- Nov Filings



## Filings by Division

		Jan	Feb	Mar	Apr	May	Jun	Jul	Aug	Sep	Oct	Nov	Dec	Thru Nov	% Change	Total
<b>Total</b>	2017	131	73	127	80	142	108	127	114	136	129	176	-	1,343	2%	1,343
	2016	131	162	135	96	102	120	123	112	108	93	129	106	1,311	▲	1,417
<b>Civil</b>	2017	11	7	16	16	22	18	11	18	18	18	10	-	165	15%	165
	2016	13	15	11	9	8	17	18	14	12	15	11	13	143	▲	156
<b>Criminal</b>	2017	51	22	27	18	38	42	27	29	38	36	38	-	366	-19%	366
	2016	36	47	55	30	43	37	36	44	41	20	65	50	454	▼	504
<b>Miscellaneous</b>	2017	50	40	55	45	45	45	52	60	50	62	84	-	588	-5%	588
	2016	72	88	67	48	35	53	64	49	49	53	44	40	622	▼	662
<b>Other</b>	2017	19	4	29	1	37	3	37	7	30	13	44	-	224	143%	224
	2016	10	12	2	9	16	13	5	5	6	5	9	3	92	▲	95

## Filings by Division &amp; Case Category

		Jan	Feb	Mar	Apr	May	Jun	Jul	Aug	Sep	Oct	Nov	Dec	Thru Nov	% Change	Total
<b>Civil</b>	<b>Administrative Law</b>	2017	-	-	1	-	-	-	-	-	-	-	-	1	1	1
		2016	-	-	-	-	-	-	-	-	-	-	-	0	↔	0
	<b>Contested Divorce</b>	2017	-	1	1	2	1	4	1	3	-	1	2	16	-24%	16
		2016	5	1	1	1	-	4	3	2	2	-	2	21	▼	21
	<b>Domestic and Family - Level 1</b>	2017	3	1	-	5	4	6	-	1	-	-	-	20	25%	20
		2016	-	2	-	3	-	-	3	2	1	5	-	16	▲	16
	<b>Domestic and Family - Level 2</b>	2017	1	-	1	1	-	-	1	2	2	1	-	9	50%	9
		2016	-	-	-	1	1	-	1	-	1	1	2	6	▲	8
	<b>General Civil - Level 1</b>	2017	-	-	-	-	-	-	-	-	-	-	-	0	-100%	0
		2016	-	-	-	-	-	-	1	-	-	-	-	1	▼	1
	<b>General Civil - Level 2</b>	2017	2	1	5	3	2	4	3	8	11	8	3	50	72%	50
		2016	5	3	1	-	2	7	2	3	4	-	1	29	▲	30
	<b>General Civil - Level 3</b>	2017	3	1	4	3	9	2	2	2	-	3	-	29	45%	29
		2016	1	3	3	-	2	1	2	-	2	5	1	20	▲	22
<b>Criminal</b>	<b>Probates/Wills &amp; Trusts - Level 1</b>	2017	-	-	-	-	-	-	-	-	-	-	-	0	-100%	0
		2016	-	-	-	-	-	-	1	-	-	-	-	1	▼	1
	<b>Probates/Wills &amp; Trusts - Level 2</b>	2017	-	-	-	-	2	-	2	-	-	1	-	5	67%	5
		2016	1	-	-	-	-	1	-	-	1	-	-	3	▲	3
	<b>Protective Orders</b>	2017	-	-	-	-	-	-	-	1	1	-	-	2	2	2
		2016	-	-	-	-	-	-	-	-	-	-	-	0	↔	0
	<b>Uncontested Divorce</b>	2017	2	3	4	2	4	2	3	3	4	3	3	33	-28%	33
		2016	1	6	6	4	3	9	5	4	3	3	2	46	▼	54
	<b>Capital Murder</b>	2017	-	-	-	-	-	-	-	-	-	-	-	0	0	0
		2016	-	-	-	-	-	-	-	-	-	-	1	0	↔	1
	<b>Felonies and Related Matters</b>	2017	37	14	17	11	21	32	18	24	22	30	-	254	-12%	254
		2016	21	28	41	21	28	24	25	26	24	13	37	290	▼	327
	<b>Misdemeanor</b>	2017	9	8	9	5	12	9	8	4	15	5	7	91	-37%	91
		2016	15	16	12	9	14	8	11	11	15	7	26	144	▼	154
<b>Miscellaneous</b>	<b>Other Criminally Related Matters</b>	2017	5	-	1	2	5	1	1	1	1	3	1	21	5%	21
		2016	-	3	2	-	1	5	-	7	2	-	2	20	▲	22
		2017	50	40	55	45	45	45	52	60	50	62	84	588	-5%	588
		2016	72	88	67	48	35	53	64	49	49	53	44	622	▼	662
<b>Other</b>		2017	19	4	29	1	37	3	37	7	30	13	44	224	143%	224
		2016	10	12	2	9	16	13	5	5	6	5	9	92	▲	95

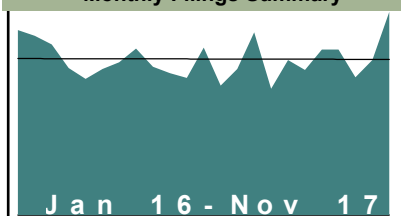
January 2016 -- November 2017 Filings

Dashboard

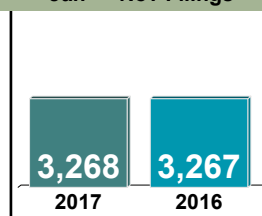
**Court:** York Circuit  
**Start/End Date:** Jan-16 / Nov-17  
**2016 Average Month:** 299  
**Jan-Nov 2016:** 3,267  
**Filings Trending:** ↔

**Circuit/Court ID:** 9 209199  
**Type of Case:** Filings  
**2017 Average Month:** 297  
**Jan-Nov 2017 :** 3,268  
**Overall AVG. Month:** 298

Monthly Filings Summary



Jan --- Nov Filings



Filings by Division

		Jan	Feb	Mar	Apr	May	Jun	Jul	Aug	Sep	Oct	Nov	Dec	Thru Nov	% Change	Total
<b>Total</b>	2017	247	279	349	241	296	277	316	316	263	296	388	-	3,268	0%	3,268
	2016	353	342	326	281	260	279	292	318	283	271	262	320	3,267	▲	3,587
<b>Civil</b>	2017	37	45	66	50	63	51	43	49	52	70	53	-	579	12%	579
	2016	39	56	55	42	56	55	48	48	36	46	36	62	517	▲	579
<b>Criminal</b>	2017	64	109	134	59	112	122	134	129	86	81	183	-	1,213	21%	1,213
	2016	100	85	98	96	79	90	56	107	136	87	72	130	1,006	▲	1,136
<b>Miscellaneous</b>	2017	143	123	147	132	120	103	138	136	121	143	148	-	1,454	-16%	1,454
	2016	214	199	171	142	125	133	186	162	111	136	152	127	1,731	▼	1,858
<b>Other</b>	2017	3	2	2	-	1	1	1	2	4	2	4	-	22	69%	22
	2016	-	2	2	1	-	1	2	1	-	2	2	1	13	▲	14

Filings by Division & Case Category

		Jan	Feb	Mar	Apr	May	Jun	Jul	Aug	Sep	Oct	Nov	Dec	Thru Nov	% Change	Total
<b>Civil</b>	<b>Administrative Law</b>	2017	1	-	-	-	-	-	-	-	-	-	-	1	-75%	1
		2016	-	1	-	-	1	-	1	1	-	-	-	4	▼	4
	<b>Contested Divorce</b>	2017	1	5	12	5	13	6	5	6	7	6	5	71	22%	71
		2016	3	3	5	5	4	8	4	9	5	4	8	58	▲	64
	<b>Domestic and Family - Level 1</b>	2017	-	1	2	-	5	1	1	1	-	4	1	16	-33%	16
		2016	2	7	3	1	-	3	-	2	4	2	-	24	▼	26
	<b>Domestic and Family - Level 2</b>	2017	3	9	9	13	12	8	7	12	11	15	16	115	26%	115
		2016	3	10	13	8	7	8	9	9	4	9	11	91	▲	106
	<b>General Civil - Level 1</b>	2017	-	-	2	2	1	-	1	-	-	4	1	11	267%	11
		2016	-	-	-	-	-	-	1	-	-	1	1	3	▲	4
	<b>General Civil - Level 2</b>	2017	8	12	14	8	9	16	6	9	12	10	13	117	27%	117
		2016	11	8	9	9	10	10	6	7	8	10	4	92	▲	102
	<b>General Civil - Level 3</b>	2017	3	5	2	9	7	5	6	2	6	9	1	55	45%	55
		2016	2	1	6	2	4	7	10	2	-	1	3	38	▲	42
<b>Criminal</b>	<b>Probates/Wills &amp; Trusts - Level 1</b>	2017	-	-	-	-	-	-	1	-	-	-	-	1	0%	1
		2016	-	-	-	-	-	-	1	-	-	-	-	1	↔	1
	<b>Probates/Wills &amp; Trusts - Level 2</b>	2017	3	-	4	2	2	1	-	2	3	4	-	21	0%	21
		2016	1	1	1	2	4	2	1	1	3	3	2	21	↔	22
	<b>Protective Orders</b>	2017	2	-	1	-	1	2	2	-	1	1	-	10	67%	10
		2016	1	1	-	1	-	1	-	-	-	2	-	6	▲	6
	<b>Uncontested Divorce</b>	2017	16	13	20	11	13	12	14	17	12	17	16	161	-10%	161
		2016	16	24	18	14	26	16	18	15	11	14	7	179	▼	202
	<b>Felonies and Related Matters</b>	2017	34	87	90	40	82	81	108	85	66	59	156	888	21%	888
		2016	80	67	73	61	56	61	38	81	103	59	52	731	▲	821
	<b>Misdemeanor</b>	2017	21	19	34	15	23	36	18	29	18	15	23	251	27%	251
		2016	14	16	18	27	22	20	11	22	24	14	10	198	▲	233
	<b>Other Criminally Related Matters</b>	2017	9	3	10	4	7	5	8	15	2	7	4	74	-4%	74
		2016	6	2	7	8	1	9	7	4	9	14	10	77	▼	82
<b>Miscellaneous</b>		2017	143	123	147	132	120	103	138	136	121	143	148	1,454	-16%	1,454
		2016	214	199	171	142	125	133	186	162	111	136	152	1,731	▼	1,858
<b>Other</b>		2017	3	2	2	-	1	1	1	2	4	2	4	22	69%	22
		2016	-	2	2	1	-	1	2	1	-	2	2	13	▲	14


January 2016 -- November 2017 Filings

Dashboard

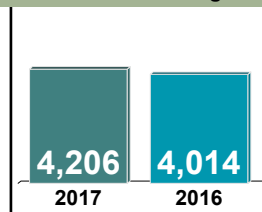
Court: Williamsburg Circuit  
 Start/End Date: Jan-16 / Nov-17  
 2016 Average Month: 361  
 Jan-Nov 2016: 4,014  
 Filings Trending: ▲

Circuit/Court ID: 9 209830  
 Type of Case: Filings  
 2017 Average Month: 382  
 Jan-Nov 2017 : 4,206  
 Overall AVG. Month: 371

Monthly Filings Summary



Jan --- Nov Filings



Filings by Division

		Jan	Feb	Mar	Apr	May	Jun	Jul	Aug	Sep	Oct	Nov	Dec	Thru Nov	% Change	Total
<b>Total</b>	2017	345	355	443	336	422	374	348	382	413	393	395	-	4,206	5%	4,206
	2016	405	350	431	341	372	365	320	372	411	295	352	321	4,014	▲	4,335
<b>Civil</b>	2017	45	54	62	58	78	63	50	62	75	43	57	-	647	11%	647
	2016	55	53	66	34	51	62	49	54	51	59	50	58	584	▲	642
<b>Criminal</b>	2017	82	112	156	107	151	118	120	121	147	168	140	-	1,422	9%	1,422
	2016	125	97	142	122	149	111	55	120	169	82	127	81	1,299	▲	1,380
<b>Miscellaneous</b>	2017	141	131	147	122	125	130	108	143	141	146	167	-	1,501	-11%	1,501
	2016	176	171	175	145	118	150	164	163	150	128	138	137	1,678	▼	1,815
<b>Other</b>	2017	77	58	78	49	68	63	70	56	50	36	31	-	636	40%	636
	2016	49	29	48	40	54	42	52	35	41	26	37	45	453	▲	498

Filings by Division & Case Category

			Jan	Feb	Mar	Apr	May	Jun	Jul	Aug	Sep	Oct	Nov	Dec	Thru Nov	% Change	Total
Civil	Administrative Law	2017	-	1	-	-	-	-	-	-	-	1	1	-	3	50%	3
		2016	-	-	-	-	-	-	-	-	-	-	2	-	2	▲	2
	Contested Divorce	2017	4	7	7	4	10	5	6	2	7	2	3	-	57	-24%	57
		2016	8	11	6	2	8	6	6	11	6	3	8	5	75	▼	80
	Domestic and Family - Level 1	2017	-	8	6	8	14	7	5	5	7	3	5	-	68	33%	68
		2016	4	6	6	2	3	8	7	3	3	7	2	6	51	▲	57
	Domestic and Family - Level 2	2017	1	1	4	1	-	1	2	4	4	3	-	-	21	-19%	21
		2016	1	1	3	4	2	2	3	1	1	4	4	-	26	▼	26
	General Civil - Level 1	2017	-	-	1	1	1	-	-	2	-	-	1	-	6	-50%	6
		2016	1	-	1	4	-	-	2	1	1	1	1	-	12	▼	12
	General Civil - Level 2	2017	10	11	19	20	11	16	14	22	33	15	21	-	192	45%	192
		2016	11	13	13	7	13	12	12	15	10	14	12	18	132	▲	150
	General Civil - Level 3	2017	9	8	4	7	17	15	5	15	9	6	7	-	102	32%	102
		2016	5	9	7	6	5	11	5	4	12	9	4	8	77	▲	85
Probates/Wills & Trusts - Level 1	2017	2	-	1	-	-	-	-	1	1	1	1	-	7	0%	7	
	2016	1	1	-	-	-	-	1	-	-	1	3	1	7	↔	8	
Probates/Wills & Trusts - Level 2	2017	3	3	2	7	6	1	1	1	-	2	3	-	29	0%	29	
	2016	3	2	4	1	2	2	5	5	2	2	1	4	29	↔	33	
Uncontested Divorce	2017	16	15	18	10	19	18	17	10	14	10	15	-	162	-6%	162	
	2016	21	10	26	8	18	21	8	14	16	18	13	16	173	▼	189	
Criminal	Felonies and Related Matters	2017	44	52	95	54	78	65	68	58	95	87	82	-	778	10%	778
		2016	80	58	86	51	86	54	22	59	99	46	69	40	710	▲	750
	Misdemeanor	2017	28	45	41	36	63	39	32	48	40	66	47	-	485	10%	485
		2016	37	25	42	59	40	41	25	49	53	23	47	34	441	▲	475
	Other Criminally Related Matters	2017	10	15	20	17	10	14	20	15	12	15	11	-	159	7%	159
		2016	8	14	14	12	23	16	8	12	17	13	11	7	148	▲	155
Miscellaneous	2017	141	131	147	122	125	130	108	143	141	146	167	-	1,501	-11%	1,501	
	2016	176	171	175	145	118	150	164	163	150	128	138	137	1,678	▼	1,815	
Other	2017	77	58	78	49	68	63	70	56	50	36	31	-	636	40%	636	
	2016	49	29	48	40	54	42	52	35	41	26	37	45	453	▲	498	

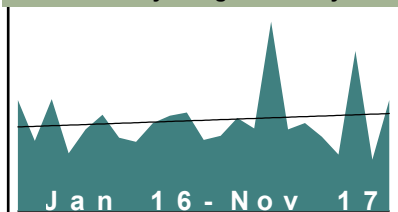
January 2016 -- November 2017 Filings

Dashboard

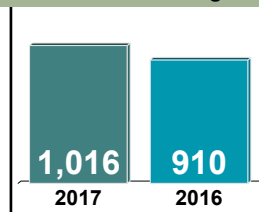
Court: Appomattox Circuit  
Start/End Date: Jan-16 / Nov-17  
2016 Average Month: 82  
Jan-Nov 2016: 910  
Filings Trending: ▲

Circuit/Court ID: 10  
210011  
Type of Case: Filings  
2017 Average Month: 92  
Jan-Nov 2017 : 1,016  
Overall AVG. Month: 87

Monthly Filings Summary



Jan --- Nov Filings



Filings by Division

		Jan	Feb	Mar	Apr	May	Jun	Jul	Aug	Sep	Oct	Nov	Dec	Thru Nov	% Change	Total
<b>Total</b>	2017	72	89	79	181	78	84	71	54	153	49	106	-	1,016	12%	1,016
	2016	106	67	107	55	78	92	70	66	84	91	94	68	910	▲	978
<b>Civil</b>	2017	12	15	6	6	7	8	3	9	7	10	5	-	88	-20%	88
	2016	6	10	15	14	12	5	9	14	7	8	10	10	110	▼	120
<b>Criminal</b>	2017	14	48	32	133	24	36	33	15	112	6	37	-	490	36%	490
	2016	54	16	49	1	41	44	24	20	38	49	25	25	361	▲	386
<b>Miscellaneous</b>	2017	46	25	40	39	46	40	34	30	34	33	64	-	431	-1%	431
	2016	46	41	42	40	25	42	36	32	39	34	59	32	436	▼	468
<b>Other</b>	2017	-	1	1	3	1	-	1	-	-	-	-	-	7	133%	7
	2016	-	-	1	-	-	1	1	-	-	-	-	1	3	▲	4

Filings by Division & Case Category

		Jan	Feb	Mar	Apr	May	Jun	Jul	Aug	Sep	Oct	Nov	Dec	Thru Nov	% Change	Total
<b>Civil</b>	Administrative Law	2017	1	-	-	-	-	-	-	-	-	-	-	1	1	1
		2016	-	-	-	-	-	-	-	-	-	-	-	0	↔	0
	Contested Divorce	2017	1	1	2	-	1	1	2	-	2	1	-	12	-20%	12
		2016	2	1	4	1	2	2	-	-	1	2	1	15	▼	16
	Domestic and Family - Level 1	2017	-	2	-	-	1	-	3	1	4	-	-	11	-31%	11
		2016	-	-	-	2	1	1	5	1	1	2	3	16	▼	19
	Domestic and Family - Level 2	2017	3	3	-	1	1	1	1	1	1	1	-	13	44%	13
		2016	-	-	2	-	1	-	3	-	2	-	-	9	▲	9
	General Civil - Level 1	2017	-	-	-	-	-	-	-	-	-	-	-	0	-100%	0
		2016	-	-	-	1	-	-	-	-	-	-	-	1	▼	1
	General Civil - Level 2	2017	-	3	-	-	3	3	1	-	2	1	1	14	-36%	14
		2016	-	5	1	3	4	1	2	-	2	4	1	22	▼	23
	General Civil - Level 3	2017	3	2	1	-	1	2	-	2	-	1	-	12	0%	12
		2016	4	1	3	1	-	1	1	1	-	-	-	12	↔	12
<b>Criminal</b>	Probates/Wills & Trusts - Level 1	2017	-	-	-	-	-	-	1	-	-	-	-	1	-50%	1
		2016	-	-	-	-	1	-	-	-	1	-	1	2	▼	3
	Probates/Wills & Trusts - Level 2	2017	-	1	-	1	-	-	-	-	-	-	-	2	-60%	2
		2016	-	1	-	1	-	2	-	1	-	-	2	5	▼	7
	Uncontested Divorce	2017	4	3	3	4	-	1	1	-	3	2	1	22	-21%	22
		2016	-	2	5	5	3	-	3	3	4	1	2	28	▼	30
	Felonies and Related Matters	2017	14	44	31	94	17	28	12	103	2	20	-	379	42%	379
		2016	39	12	30	1	33	33	18	19	27	39	16	267	▲	282
	Misdemeanor	2017	-	4	1	37	5	2	-	3	7	-	10	69	13%	69
		2016	10	2	14	-	4	10	5	1	6	7	2	61	▲	68
<b>Miscellaneous</b>	Other Criminally Related Matters	2017	-	-	-	2	2	6	19	-	2	4	7	42	27%	42
		2016	5	2	5	-	4	1	1	-	5	3	7	33	▲	36
<b>Other</b>	Miscellaneous	2017	46	25	40	39	46	40	34	30	34	33	64	431	-1%	431
		2016	46	41	42	40	25	42	36	32	39	34	59	436	▼	468
<b>Other</b>	Other	2017	-	1	1	3	1	-	1	-	-	-	-	7	133%	7
		2016	-	-	1	-	-	1	1	-	-	-	1	3	▲	4

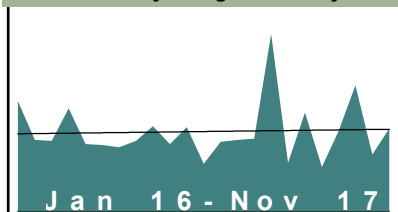
January 2016 -- November 2017 Filings

Dashboard

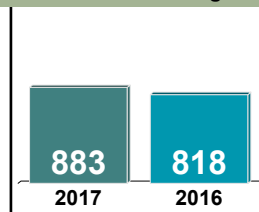
Court: Buckingham Circuit  
Start/End Date: Jan-16 / Nov-17  
2016 Average Month: 72  
Jan-Nov 2016: 818  
Filings Trending: ▲

Circuit/Court ID: 10  
210029  
Type of Case: Filings  
2017 Average Month: 80  
Jan-Nov 2017 : 883  
Overall AVG. Month: 76

Monthly Filings Summary



Jan --- Nov Filings



Filings by Division

		Jan	Feb	Mar	Apr	May	Jun	Jul	Aug	Sep	Oct	Nov	Dec	Thru Nov	% Change	Total
<b>Total</b>	2017	66	68	69	169	46	94	42	76	120	54	79	-	883	8%	883
	2016	105	68	67	98	64	63	61	67	81	64	80	45	818	▲	863
<b>Civil</b>	2017	11	6	10	11	11	14	6	4	11	8	8	-	100	-12%	100
	2016	12	10	7	13	10	13	10	10	9	11	8	10	113	▼	123
<b>Criminal</b>	2017	31	24	22	131	14	49	4	50	90	14	37	-	466	48%	466
	2016	48	15	14	62	23	15	21	20	39	17	40	9	314	▲	323
<b>Miscellaneous</b>	2017	23	38	36	26	21	27	31	21	19	32	34	-	308	-21%	308
	2016	45	43	46	23	31	34	30	37	33	36	32	25	390	▼	415
<b>Other</b>	2017	1	-	1	1	-	4	1	1	-	-	-	-	9	800%	9
	2016	-	-	-	-	-	1	-	-	-	-	-	1	1	▲	2

Filings by Division & Case Category

		Jan	Feb	Mar	Apr	May	Jun	Jul	Aug	Sep	Oct	Nov	Dec	Thru Nov	% Change	Total
<b>Civil</b>	Administrative Law	2017	-	-	1	-	-	-	-	-	-	-	-	1	0%	1
		2016	-	-	-	-	1	-	-	-	-	-	-	1	↔	1
	Contested Divorce	2017	1	1	3	-	1	1	1	1	3	1	-	14	-7%	14
		2016	1	1	2	-	4	2	1	2	1	-	2	15	▼	17
	Domestic and Family - Level 1	2017	-	-	-	4	-	5	-	4	-	1	-	14	8%	14
		2016	2	-	-	4	-	5	-	2	-	-	1	13	▲	14
	Domestic and Family - Level 2	2017	-	-	-	-	2	-	-	-	-	3	-	5	-44%	5
		2016	2	1	-	2	-	2	-	-	1	1	2	9	▼	11
	General Civil - Level 1	2017	-	-	-	1	-	-	-	-	-	-	-	1	0%	1
		2016	-	-	-	-	-	-	-	-	1	-	-	1	↔	1
	General Civil - Level 2	2017	5	3	3	1	4	3	-	2	1	2	-	24	20%	24
		2016	2	2	2	2	1	3	2	2	2	2	2	20	▲	22
	General Civil - Level 3	2017	1	-	1	1	1	2	3	1	4	2	2	18	50%	18
		2016	-	3	-	1	-	1	1	1	2	3	1	12	▲	13
<b>Criminal</b>	Probates/Wills & Trusts - Level 1	2017	-	-	-	-	-	-	-	-	-	-	-	0	-100%	0
		2016	-	-	-	-	-	-	1	-	-	-	-	1	▼	1
	Probates/Wills & Trusts - Level 2	2017	-	-	-	-	-	-	-	-	-	-	-	0	-100%	0
		2016	-	1	1	-	1	-	-	-	1	-	-	4	▼	4
	Protective Orders	2017	-	-	-	-	2	-	-	-	-	-	-	2	0%	2
		2016	-	-	-	-	-	2	-	-	-	-	-	2	↔	2
	Uncontested Divorce	2017	4	2	2	4	3	1	2	-	1	1	1	21	-40%	21
		2016	5	2	2	4	5	3	2	4	3	3	2	35	▼	37
	Felonies and Related Matters	2017	18	8	13	82	10	42	3	36	80	11	33	336	25%	336
		2016	43	12	13	60	15	15	15	19	35	13	28	268	▲	271
<b>Miscellaneous</b>	Misdemeanor	2017	10	13	8	47	4	7	1	14	10	3	4	121	175%	121
		2016	5	3	1	1	8	-	6	1	3	4	12	44	▲	50
	Other Criminally Related Matters	2017	3	3	1	2	-	-	-	-	-	-	-	9	350%	9
		2016	-	-	-	1	-	-	-	1	-	-	-	2	▲	2
<b>Other</b>	Miscellaneous	2017	23	38	36	26	21	27	31	21	19	32	34	308	-21%	308
		2016	45	43	46	23	31	34	30	37	33	36	32	390	▼	415
<b>Other</b>	Other	2017	1	-	1	1	-	4	1	1	-	-	-	9	800%	9
		2016	-	-	-	-	1	-	-	-	-	-	1	1	▲	2




January 2016 -- November 2017 Filings

Dashboard

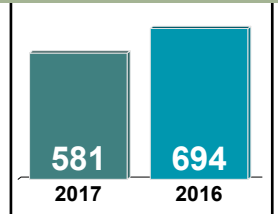
Court: Charlotte Circuit  
 Start/End Date: Jan-16 / Nov-17  
 2016 Average Month: 61  
 Jan-Nov 2016: 694  
 Filings Trending: ▼

Circuit/Court ID: 10  
 210037  
 Type of Case: Filings  
 2017 Average Month: 53  
 Jan-Nov 2017 : 581  
 Overall AVG. Month: 57

Monthly Filings Summary



Jan --- Nov Filings



Filings by Division

		Jan	Feb	Mar	Apr	May	Jun	Jul	Aug	Sep	Oct	Nov	Dec	Thru Nov	% Change	Total
<b>Total</b>	2017	47	44	47	51	45	60	53	72	47	71	44	-	581	-16%	581
	2016	64	85	62	66	50	90	44	51	56	74	52	39	694	▼	733
<b>Civil</b>	2017	4	13	11	13	8	2	8	15	10	7	10	-	101	5%	101
	2016	5	11	14	11	11	5	9	14	9	3	4	4	96	▲	100
<b>Criminal</b>	2017	19	13	2	20	18	28	13	19	20	28	13	-	193	-34%	193
	2016	31	26	16	33	15	70	6	19	13	50	12	12	291	▼	303
<b>Miscellaneous</b>	2017	22	16	28	15	16	22	27	32	13	36	21	-	248	-4%	248
	2016	25	43	31	20	21	12	19	13	30	15	28	19	257	▼	276
<b>Other</b>	2017	2	2	6	3	3	8	5	6	4	-	-	-	39	-22%	39
	2016	3	5	1	2	3	3	10	5	4	6	8	4	50	▼	54

Filings by Division & Case Category

			Jan	Feb	Mar	Apr	May	Jun	Jul	Aug	Sep	Oct	Nov	Dec	Thru Nov	% Change	Total
Civil	Contested Divorce	2017	3	4	1	2	3	-	1	2	2	1	3	-	22	22%	22
		2016	1	-	2	2	2	1	1	3	2	1	3	-	18	▲	18
	Domestic and Family - Level 1	2017	1	-	1	1	1	1	2	4	3	2	-	-	16	0%	16
		2016	-	2	5	2	4	-	1	2	-	-	-	-	16	↔	16
	Domestic and Family - Level 2	2017	-	-	2	1	-	-	1	2	-	1	2	-	9	50%	9
		2016	1	-	2	1	-	2	-	-	-	-	-	-	6	▲	6
	General Civil - Level 1	2017	-	-	-	-	-	-	-	-	-	-	-	-	0	-100%	0
		2016	-	-	-	-	-	-	-	1	-	-	-	-	1	▼	1
	General Civil - Level 2	2017	-	1	-	1	2	-	1	1	-	1	2	-	9	-25%	9
		2016	-	2	1	2	1	2	1	2	1	-	2	12	▼	14	
	General Civil - Level 3	2017	-	5	3	2	1	-	1	4	2	1	-	-	19	90%	19
		2016	-	3	-	1	-	-	-	1	3	1	1	1	10	▲	11
	Probates/Wills & Trusts - Level 2	2017	-	-	1	-	-	1	-	-	-	-	-	-	2	-50%	2
		2016	-	1	1	1	-	-	-	1	-	-	-	-	4	▼	4
Protective Orders	2017	-	-	-	-	-	-	1	-	-	-	-	-	1	1	1	
	2016	-	-	-	-	-	-	-	-	-	-	-	-	0	↔	0	
Uncontested Divorce	2017	-	3	3	6	1	-	1	2	3	1	3	-	23	-21%	23	
	2016	3	3	3	2	4	-	5	5	3	1	-	1	29	▼	30	
Criminal	Felonies and Related Matters	2017	14	6	-	15	15	22	7	15	14	26	11	-	145	-41%	145
		2016	27	17	8	28	13	66	5	16	9	48	10	6	247	▼	253
	Misdemeanor	2017	3	7	1	4	3	5	6	4	5	2	2	-	42	24%	42
		2016	3	7	6	2	-	4	1	3	4	2	2	5	34	▲	39
	Other Criminally Related Matters	2017	2	-	1	1	-	1	-	-	1	-	-	-	6	-40%	6
		2016	1	2	2	3	2	-	-	-	-	-	-	1	10	▼	11
	Miscellaneous	2017	22	16	28	15	16	22	27	32	13	36	21	-	248	-4%	248
		2016	25	43	31	20	21	12	19	13	30	15	28	19	257	▼	276
	Other	2017	2	2	6	3	3	8	5	6	4	-	-	-	39	-22%	39
		2016	3	5	1	2	3	3	10	5	4	6	8	4	50	▼	54


January 2016 -- November 2017 Filings

Dashboard

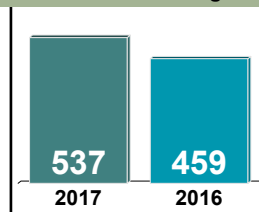
Court: Cumberland Circuit  
Start/End Date: Jan-16 / Nov-17  
2016 Average Month: 41  
Jan-Nov 2016: 459  
Filings Trending: ▲

Circuit/Court ID: 10  
210049  
Type of Case: Filings  
2017 Average Month: 49  
Jan-Nov 2017 : 537  
Overall AVG. Month: 45

Monthly Filings Summary



Jan --- Nov Filings



Filings by Division

		Jan	Feb	Mar	Apr	May	Jun	Jul	Aug	Sep	Oct	Nov	Dec	Thru Nov	% Change	Total
<b>Total</b>	2017	64	64	26	65	35	30	21	60	92	31	49	-	537	17%	537
	2016	57	43	48	32	47	55	28	21	76	26	26	33	459	▲	492
<b>Civil</b>	2017	6	8	-	5	5	5	4	10	14	4	9	-	70	37%	70
	2016	7	5	7	3	8	2	5	4	6	3	1	2	51	▲	53
<b>Criminal</b>	2017	34	33	6	44	10	5	2	33	61	5	10	-	243	39%	243
	2016	9	13	13	9	16	37	7	7	47	12	5	20	175	▲	195
<b>Miscellaneous</b>	2017	24	23	19	16	20	20	15	17	17	22	29	-	222	-3%	222
	2016	39	25	28	20	22	15	16	10	23	11	20	11	229	▼	240
<b>Other</b>	2017	-	-	1	-	-	-	-	-	-	-	1	-	2	-50%	2
	2016	2	-	-	-	1	1	-	-	-	-	-	-	4	▼	4

Filings by Division & Case Category

		Jan	Feb	Mar	Apr	May	Jun	Jul	Aug	Sep	Oct	Nov	Dec	Thru Nov	% Change	Total
<b>Civil</b>	Administrative Law	2017	-	-	-	-	-	-	-	-	-	-	-	0	-100%	0
		2016	-	1	1	-	-	-	-	-	-	-	-	2	▼	2
	Contested Divorce	2017	-	1	-	1	-	-	3	1	-	-	-	6	100%	6
		2016	-	-	1	2	-	-	-	-	-	-	2	3	▲	5
	Domestic and Family - Level 1	2017	-	1	-	1	-	-	-	8	-	-	-	11	38%	11
		2016	3	-	1	-	3	1	-	-	-	-	-	8	▲	8
	Domestic and Family - Level 2	2017	-	-	-	-	1	-	2	1	-	1	-	5	-17%	5
		2016	3	1	-	-	1	-	-	1	-	-	-	6	▼	6
	General Civil - Level 1	2017	-	-	-	-	-	1	-	-	-	-	-	1	1	1
		2016	-	-	-	-	-	-	-	-	-	-	-	0	↔	0
	General Civil - Level 2	2017	3	3	-	-	2	1	-	3	2	3	4	21	62%	21
		2016	1	1	4	-	1	-	1	3	2	-	-	13	▲	13
	General Civil - Level 3	2017	-	1	-	-	-	-	1	-	-	1	-	3	-50%	3
		2016	-	-	-	-	1	-	4	1	-	-	-	6	▼	6
<b>Criminal</b>	Probates/Wills & Trusts - Level 1	2017	-	-	-	-	-	-	-	-	-	-	-	0	-100%	0
		2016	-	-	-	-	-	-	-	-	1	-	-	1	▼	1
	Probates/Wills & Trusts - Level 2	2017	-	-	-	1	-	-	-	-	-	-	-	1	1	1
		2016	-	-	-	-	-	-	-	-	-	-	-	0	↔	0
	Uncontested Divorce	2017	3	2	-	3	2	2	3	1	2	1	3	22	83%	22
		2016	-	2	-	1	3	1	3	-	1	1	-	12	▲	12
	Felonies and Related Matters	2017	21	24	4	37	4	2	23	41	3	7	-	168	22%	168
		2016	3	-	10	8	12	36	7	6	41	11	4	138	▲	151
	Misdemeanor	2017	13	9	2	7	5	3	-	10	13	2	2	66	247%	66
		2016	6	2	3	1	2	-	1	2	1	1	6	19	▲	25
<b>Miscellaneous</b>	Other Criminally Related Matters	2017	-	-	-	-	1	-	-	7	-	1	-	9	-50%	9
		2016	-	11	-	-	2	1	-	4	-	-	1	18	▼	19
<b>Other</b>	Miscellaneous	2017	24	23	19	16	20	20	15	17	17	22	29	222	-3%	222
		2016	39	25	28	20	22	15	16	10	23	11	20	229	▼	240
<b>Other</b>	Other	2017	-	-	1	-	-	-	-	-	-	-	-	2	-50%	2
		2016	2	-	-	-	1	1	-	-	-	-	-	4	▼	4


January 2016 -- November 2017 Filings

Dashboard

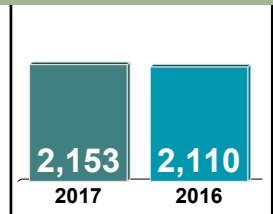
Court: Halifax Circuit  
 Start/End Date: Jan-16 / Nov-17  
 2016 Average Month: 194  
 Jan-Nov 2016: 2,110  
 Filings Trending: ↔

Circuit/Court ID: 10  
 210083  
 Type of Case: Filings  
 2017 Average Month: 196  
 Jan-Nov 2017 : 2,153  
 Overall AVG. Month: 195

Monthly Filings Summary



Jan --- Nov Filings



Filings by Division

		Jan	Feb	Mar	Apr	May	Jun	Jul	Aug	Sep	Oct	Nov	Dec	Thru Nov	% Change	Total
<b>Total</b>	2017	209	212	223	179	212	157	244	185	175	177	180	-	2,153	2%	2,153
	2016	159	274	241	196	197	172	167	206	168	155	175	219	2,110	▲	2,329
<b>Civil</b>	2017	31	38	33	17	20	37	28	24	27	43	23	-	321	-3%	321
	2016	19	40	48	39	27	36	20	22	32	20	29	26	332	▼	358
<b>Criminal</b>	2017	92	67	91	74	100	55	171	91	98	75	70	-	984	14%	984
	2016	77	105	92	64	111	58	76	110	40	70	60	109	863	▲	972
<b>Miscellaneous</b>	2017	72	90	74	72	75	49	39	66	43	57	78	-	715	-12%	715
	2016	58	117	96	87	54	67	57	61	77	58	77	69	809	▼	878
<b>Other</b>	2017	14	17	25	16	17	16	6	4	7	2	9	-	133	25%	133
	2016	5	12	5	6	5	11	14	13	19	7	9	15	106	▲	121

Filings by Division & Case Category

		Jan	Feb	Mar	Apr	May	Jun	Jul	Aug	Sep	Oct	Nov	Dec	Thru Nov	% Change	Total
<b>Civil</b>	<b>Administrative Law</b>	2017	-	-	-	-	-	-	-	-	-	1	-	1	0%	1
		2016	-	-	-	-	1	-	-	-	-	-	-	1	↔	1
	<b>Contested Divorce</b>	2017	3	2	4	4	1	5	4	3	1	5	1	33	-28%	33
		2016	4	2	7	4	4	9	4	2	3	2	5	46	▼	48
	<b>Domestic and Family - Level 1</b>	2017	10	2	3	3	2	9	1	6	6	14	2	58	29%	58
		2016	2	4	12	8	4	1	3	1	9	1	3	45	▲	48
	<b>Domestic and Family - Level 2</b>	2017	-	1	-	-	1	3	1	-	2	-	-	8	-20%	8
		2016	-	1	-	2	-	1	-	3	2	1	-	10	▼	10
	<b>General Civil - Level 1</b>	2017	-	2	-	-	-	-	-	-	1	-	-	3	200%	3
		2016	-	-	-	-	1	-	-	-	-	-	-	1	▲	1
	<b>General Civil - Level 2</b>	2017	2	3	5	1	1	4	4	5	2	4	5	36	-20%	36
		2016	3	6	2	3	2	9	5	3	2	4	6	45	▼	51
	<b>General Civil - Level 3</b>	2017	4	18	3	1	4	2	9	2	11	9	2	65	20%	65
		2016	-	12	11	3	9	4	1	2	4	5	3	54	▲	59
<b>Criminal</b>	<b>Probates/Wills &amp; Trusts - Level 1</b>	2017	-	-	-	1	-	-	-	-	1	1	-	3	-25%	3
		2016	-	1	1	-	1	-	1	-	-	-	1	4	▼	5
	<b>Probates/Wills &amp; Trusts - Level 2</b>	2017	2	-	-	-	1	1	1	-	4	2	-	12	-14%	12
		2016	2	1	2	1	1	3	2	1	-	1	1	14	▼	15
	<b>Uncontested Divorce</b>	2017	10	10	18	7	10	13	8	7	5	9	-	102	-9%	102
		2016	8	13	13	18	6	7	7	11	10	6	8	112	▼	120
	<b>Capital Murder</b>	2017	-	-	-	-	-	-	-	-	-	-	-	0	-100%	0
		2016	-	-	-	-	-	-	-	-	-	1	-	1	▼	1
	<b>Felonies and Related Matters</b>	2017	54	44	77	47	54	25	104	45	73	51	49	623	12%	623
		2016	56	71	58	41	72	35	34	81	18	50	38	554	▲	641
	<b>Misdemeanor</b>	2017	35	12	13	24	37	27	65	44	21	22	16	316	17%	316
		2016	19	32	31	18	34	20	39	24	19	17	16	269	▲	289
	<b>Other Criminally Related Matters</b>	2017	3	11	1	3	9	3	2	2	4	2	5	45	15%	45
		2016	2	2	3	5	5	3	3	5	3	3	5	39	▲	41
<b>Miscellaneous</b>	2017	72	90	74	72	75	49	39	66	43	57	78	-	715	-12%	715
	2016	58	117	96	87	54	67	57	61	77	58	77	69	809	▼	878
<b>Other</b>	2017	14	17	25	16	17	16	6	4	7	2	9	-	133	25%	133
	2016	5	12	5	6	5	11	14	13	19	7	9	15	106	▲	121


January 2016 -- November 2017 Filings

Dashboard

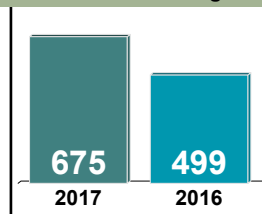
Court: Lunenburg Circuit  
 Start/End Date: Jan-16 / Nov-17  
 2016 Average Month: 44  
 Jan-Nov 2016: 499  
 Filings Trending: ▲

Circuit/Court ID: 10  
 210111  
 Type of Case: Filings  
 2017 Average Month: 61  
 Jan-Nov 2017 : 675  
 Overall AVG. Month: 53

Monthly Filings Summary



Jan --- Nov Filings



Filings by Division

		Jan	Feb	Mar	Apr	May	Jun	Jul	Aug	Sep	Oct	Nov	Dec	Thru Nov	% Change	Total
<b>Total</b>	2017	41	69	81	54	47	79	42	76	68	46	72	-	675	35%	675
	2016	60	40	58	33	32	31	42	67	30	66	40	34	499	▲	533
<b>Civil</b>	2017	3	2	17	7	11	14	19	7	7	4	4	-	95	19%	95
	2016	5	4	5	9	6	5	4	27	4	7	4	3	80	▲	83
<b>Criminal</b>	2017	9	43	27	22	15	50	14	24	32	20	30	-	286	71%	286
	2016	26	8	21	10	9	12	16	22	4	22	17	9	167	▲	176
<b>Miscellaneous</b>	2017	29	24	37	25	21	15	9	45	29	22	38	-	294	17%	294
	2016	29	28	32	14	17	14	22	18	22	37	19	22	252	▲	274

Filings by Division & Case Category

		Jan	Feb	Mar	Apr	May	Jun	Jul	Aug	Sep	Oct	Nov	Dec	Thru Nov	% Change	Total
<b>Civil</b>	<b>Administrative Law</b>	2017	-	-	-	-	-	-	-	-	-	-	-	0	-100%	0
		2016	-	-	-	-	1	1	-	-	-	-	-	2	▼	2
	<b>Contested Divorce</b>	2017	-	-	4	3	1	3	1	-	1	-	-	13	44%	13
		2016	-	-	-	2	1	1	2	1	2	-	-	9	▲	9
	<b>Domestic and Family - Level 1</b>	2017	1	-	-	1	4	2	-	-	-	-	-	8	33%	8
		2016	-	-	-	1	-	1	1	1	1	1	-	6	▲	6
	<b>Domestic and Family - Level 2</b>	2017	-	-	1	-	-	-	-	1	-	1	-	3	-83%	3
		2016	2	1	3	3	1	1	4	1	2	-	-	18	▼	18
	<b>General Civil - Level 1</b>	2017	-	-	-	-	1	1	-	-	-	-	-	2	2	2
		2016	-	-	-	-	-	-	-	-	-	-	-	0	↔	0
<b>Criminal</b>	<b>General Civil - Level 2</b>	2017	-	-	7	-	1	7	7	1	2	-	1	26	73%	26
		2016	-	1	1	1	1	1	9	-	-	1	1	15	▲	16
	<b>General Civil - Level 3</b>	2017	1	-	1	2	-	4	4	3	1	-	-	23	77%	23
		2016	-	-	-	1	1	1	7	1	1	1	-	13	▲	13
	<b>Probates/Wills &amp; Trusts - Level 2</b>	2017	-	-	-	1	-	-	-	-	-	-	-	1	1	1
		2016	-	-	-	-	-	-	-	-	-	-	-	0	↔	0
	<b>Uncontested Divorce</b>	2017	1	2	4	-	4	2	-	1	1	2	2	19	12%	19
		2016	3	2	1	1	2	2	-	4	-	1	1	17	▲	19
	<b>Capital Murder</b>	2017	-	-	-	-	1	-	-	-	-	-	-	1	1	1
		2016	-	-	-	-	-	-	-	-	-	-	-	0	↔	0
<b>Criminal</b>	<b>Felonies and Related Matters</b>	2017	7	20	23	19	10	42	10	21	18	14	26	210	64%	210
		2016	18	8	13	7	8	12	13	18	3	15	13	128	▲	134
	<b>Misdemeanor</b>	2017	1	22	4	2	4	4	3	3	14	6	4	67	97%	67
		2016	8	-	6	3	1	-	3	2	1	6	4	34	▲	37
<b>Criminal</b>	<b>Other Criminally Related Matters</b>	2017	1	1	-	1	1	3	1	-	-	-	-	8	60%	8
		2016	-	-	2	-	-	-	-	2	-	1	-	5	▲	5
<b>Miscellaneous</b>		2017	29	24	37	25	21	15	9	45	29	22	38	294	17%	294
		2016	29	28	32	14	17	14	22	18	22	37	19	252	▲	274

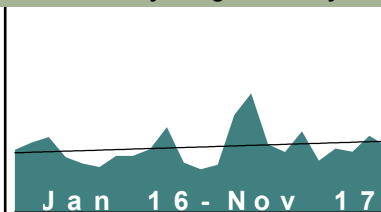
January 2016 -- November 2017 Filings

## Dashboard

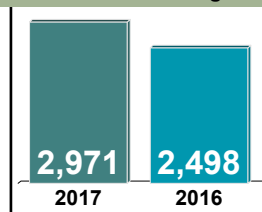
**Court:** Mecklenburg Circuit  
**Start/End Date:** Jan-16 / Nov-17  
**2016 Average Month:** 222  
**Jan-Nov 2016:** 2,498  
**Filings Trending:** ▲

**Circuit/Court ID:** 10  
 210117  
**Type of Case:** Filings  
**2017 Average Month:** 270  
**Jan-Nov 2017 :** 2,971  
**Overall AVG. Month:** 245

## Monthly Filings Summary



## Jan --- Nov Filings



## Filings by Division

		Jan	Feb	Mar	Apr	May	Jun	Jul	Aug	Sep	Oct	Nov	Dec	Thru Nov	% Change	Total
<b>Total</b>	2017	177	367	449	254	225	304	193	239	226	288	249	-	2,971	19%	2,971
	2016	234	262	283	206	182	168	211	211	236	320	185	160	2,498	▲	2,658
<b>Civil</b>	2017	18	35	42	28	33	32	31	38	30	87	45	-	419	19%	419
	2016	24	32	33	20	33	24	24	27	26	76	32	19	351	▲	370
<b>Criminal</b>	2017	76	264	322	171	139	221	106	160	146	118	112	-	1,835	24%	1,835
	2016	140	153	178	109	100	89	135	130	151	182	112	102	1,479	▲	1,581
<b>Miscellaneous</b>	2017	83	66	85	55	49	36	52	40	49	82	92	-	689	6%	689
	2016	68	73	72	75	49	53	48	53	58	60	41	38	650	▲	688
<b>Other</b>	2017	-	2	-	-	4	15	4	1	1	1	-	-	28	56%	28
	2016	2	4	-	2	-	2	4	1	1	2	-	1	18	▲	19

## Filings by Division & Case Category

			Jan	Feb	Mar	Apr	May	Jun	Jul	Aug	Sep	Oct	Nov	Dec	Thru Nov	% Change	Total	
Civil	Administrative Law	2017	-	-	-	1	-	-	1	3	1	-	1	-	7	17%	7	
		2016	-	-	-	-	-	2	1	1	-	-	2	1	6	▲	7	
	Contested Divorce	2017	6	10	8	5	6	4	7	7	5	5	6	-	69	5%	69	
		2016	1	8	6	5	5	6	3	9	9	6	8	3	66	▲	69	
	Domestic and Family - Level 1	2017	2	-	2	1	1	5	-	9	1	1	3	-	25	-26%	25	
		2016	7	1	3	-	10	1	4	1	1	2	4	1	34	▼	35	
	Domestic and Family - Level 2	2017	-	-	-	-	1	2	2	1	1	-	3	-	10	-23%	10	
		2016	1	-	3	2	-	-	2	1	2	1	1	-	13	▼	13	
	General Civil - Level 1	2017	1	1	2	1	-	-	-	-	-	-	-	-	5	400%	5	
		2016	-	1	-	-	-	-	-	-	-	-	-	-	1	▲	1	
	General Civil - Level 2	2017	3	6	4	3	4	3	3	3	2	4	4	3	-	39	44%	39
		2016	2	2	2	2	3	3	3	2	2	2	4	1	27	▲	28	
	General Civil - Level 3	2017	1	4	5	-	1	-	1	-	2	61	10	-	85	18%	85	
		2016	2	1	3	1	3	1	1	5	-	54	1	-	72	▲	72	
Probates/Wills & Trusts - Level 1	2017	-	-	-	-	-	2	-	-	-	1	-	-	-	3	3	3	
	2016	-	-	-	-	-	-	-	-	-	-	-	-	-	0	↔	0	
Probates/Wills & Trusts - Level 2	2017	-	-	1	4	3	-	1	-	-	-	1	-	-	10	11%	10	
	2016	-	3	-	-	1	-	1	-	-	1	1	2	-	9	▲	9	
Protective Orders	2017	-	-	-	-	-	-	1	-	-	-	-	2	-	3	-40%	3	
	2016	-	-	-	-	1	1	1	-	-	-	1	1	1	5	▼	6	
Uncontested Divorce	2017	5	14	20	13	17	16	15	16	15	15	15	17	-	163	38%	163	
	2016	11	16	16	10	10	10	8	8	11	11	9	9	12	118	▲	130	
Criminal	Capital Murder	2017	-	-	-	-	-	-	1	-	1	-	1	-	3	3	3	
		2016	-	-	-	-	-	-	-	-	-	-	-	-	0	↔	0	
	Felonies and Related Matters	2017	52	199	289	156	85	83	91	118	94	76	92	-	1,335	12%	1,335	
		2016	102	118	156	91	76	65	117	104	113	154	100	81	1,196	▲	1,277	
	Misdemeanor	2017	24	63	33	11	48	134	12	41	49	32	18	-	465	88%	465	
		2016	35	31	20	16	20	22	15	19	33	26	10	21	247	▲	268	
	Other Criminally Related Matters	2017	-	2	-	4	6	4	2	1	2	10	1	-	32	-11%	32	
		2016	3	4	2	2	4	2	3	7	5	2	2	-	36	▼	36	
	Miscellaneous	2017	83	66	85	55	49	36	52	40	49	82	92	-	689	6%	689	
		2016	68	73	72	75	49	53	48	53	58	60	41	38	650	▲	688	
Other	2017	-	2	-	-	4	15	4	1	1	1	-	-	28	56%	28		
	2016	2	4	-	2	-	2	4	1	1	2	-	1	18	▲	19		

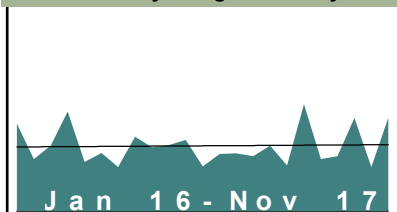
January 2016 -- November 2017 Filings

Dashboard

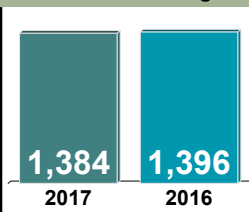
Court: Prince Edward Circuit  
 Start/End Date: Jan-16 / Nov-17  
 2016 Average Month: 123  
 Jan-Nov 2016: 1,396  
 Filings Trending: ↔

Circuit/Court ID: 10  
 210147  
 Type of Case: Filings  
 2017 Average Month: 126  
 Jan-Nov 2017 : 1,384  
 Overall AVG. Month: 125

Monthly Filings Summary



Jan --- Nov Filings



Filings by Division

		Jan	Feb	Mar	Apr	May	Jun	Jul	Aug	Sep	Oct	Nov	Dec	Thru Nov	% Change	Total
<b>Total</b>	2017	109	110	105	125	87	204	99	105	178	84	178	-	1,384	-1%	1,384
	2016	167	99	125	190	94	111	84	142	122	126	136	85	1,396	▼	1,481
<b>Civil</b>	2017	8	13	20	12	20	20	14	9	15	10	15	-	156	5%	156
	2016	19	11	13	8	12	11	12	21	14	10	17	14	148	▲	162
<b>Criminal</b>	2017	48	61	56	81	26	147	59	61	122	45	116	-	822	-5%	822
	2016	94	43	75	145	57	71	34	101	85	67	89	42	861	▼	903
<b>Miscellaneous</b>	2017	53	36	29	31	39	36	24	35	41	28	45	-	397	3%	397
	2016	54	45	36	37	25	29	36	20	23	49	30	29	384	▲	413
<b>Other</b>	2017	-	-	-	1	2	1	2	-	-	1	2	-	9	200%	9
	2016	-	-	1	-	-	-	2	-	-	-	-	-	3	▲	3

Filings by Division & Case Category

		Jan	Feb	Mar	Apr	May	Jun	Jul	Aug	Sep	Oct	Nov	Dec	Thru Nov	% Change	Total
<b>Civil</b>	Administrative Law	2017	-	-	-	-	-	-	-	-	1	-	-	1	1	1
		2016	-	-	-	-	-	-	-	-	1	-	-	0	↔	0
	Contested Divorce	2017	1	3	2	-	3	4	1	-	-	1	-	15	-32%	15
		2016	5	3	3	1	3	1	2	-	2	2	-	22	▼	22
	Domestic and Family - Level 1	2017	-	2	-	-	2	1	-	-	1	4	-	12	-40%	12
		2016	-	-	-	1	-	-	5	8	3	3	6	20	▼	26
	Domestic and Family - Level 2	2017	-	2	3	-	-	-	-	4	1	-	-	10	100%	10
		2016	2	-	1	-	1	-	-	-	-	1	-	5	▲	5
	General Civil - Level 1	2017	-	-	-	1	-	1	-	-	-	-	-	2	0%	2
		2016	-	-	-	-	-	2	-	-	-	-	-	2	↔	2
	General Civil - Level 2	2017	2	1	7	3	4	4	4	6	2	5	-	39	44%	39
		2016	3	2	2	1	6	3	4	-	1	1	4	27	▲	31
	General Civil - Level 3	2017	1	1	3	2	7	4	1	-	3	3	-	25	32%	25
		2016	1	1	1	-	2	2	-	5	3	4	3	19	▲	22
<b>Criminal</b>	Probates/Wills & Trusts - Level 1	2017	-	-	1	-	-	-	-	-	-	-	-	1	1	1
		2016	-	-	-	-	-	-	-	-	-	-	-	0	↔	0
	Probates/Wills & Trusts - Level 2	2017	-	-	1	3	2	-	2	-	-	-	-	8	-20%	8
		2016	2	1	-	1	-	1	5	-	-	-	1	10	▼	11
	Protective Orders	2017	-	2	-	-	1	-	-	-	1	1	-	5	25%	5
		2016	-	-	-	-	-	-	3	-	-	1	-	4	▲	4
	Uncontested Divorce	2017	4	2	3	3	5	5	4	2	1	4	-	38	-3%	38
		2016	6	4	6	4	2	4	2	1	1	5	-	39	▼	39
	Felonies and Related Matters	2017	43	41	44	56	18	114	43	40	94	34	91	618	-6%	618
		2016	78	22	44	127	43	53	23	72	68	58	66	654	▼	681
	Misdemeanor	2017	5	20	12	24	8	31	13	18	24	8	23	186	2%	186
		2016	12	21	26	18	11	13	11	25	16	9	21	183	▲	194
	Other Criminally Related Matters	2017	-	-	-	1	-	2	3	3	4	3	2	18	-25%	18
		2016	4	-	5	-	3	5	-	4	1	-	4	24	▼	28
<b>Miscellaneous</b>		2017	53	36	29	31	39	36	24	35	41	28	45	397	3%	397
		2016	54	45	36	37	25	29	36	20	23	49	30	384	▲	413
<b>Other</b>		2017	-	-	-	1	2	1	2	-	-	1	2	9	200%	9
		2016	-	-	1	-	-	-	2	-	-	-	-	3	▲	3



January 2016 -- November 2017 Filings

Dashboard

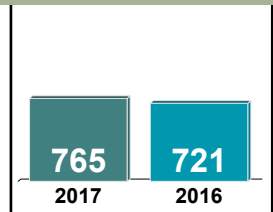
Court: Amelia Circuit  
 Start/End Date: Jan-16 / Nov-17  
 2016 Average Month: 64  
 Jan-Nov 2016: 721  
 Filings Trending: ▲

Circuit/Court ID: 11  
 211007  
 Type of Case: Filings  
 2017 Average Month: 70  
 Jan-Nov 2017 : 765  
 Overall AVG. Month: 67

Monthly Filings Summary



Jan --- Nov Filings



Filings by Division

		Jan	Feb	Mar	Apr	May	Jun	Jul	Aug	Sep	Oct	Nov	Dec	Thru Nov	% Change	Total
<b>Total</b>	2017	52	51	79	41	70	79	72	86	72	71	92	-	765	6%	765
	2016	75	48	66	59	38	81	71	73	56	56	98	48	721	▲	769
<b>Civil</b>	2017	10	8	10	2	8	12	9	15	8	9	13	-	104	60%	104
	2016	3	4	4	2	4	10	8	8	6	8	8	8	65	▲	73
<b>Criminal</b>	2017	13	12	25	10	32	29	22	16	20	16	24	-	219	-15%	219
	2016	28	11	25	23	11	39	23	33	11	12	43	15	259	▼	274
<b>Miscellaneous</b>	2017	29	30	40	29	26	37	39	54	43	46	55	-	428	15%	428
	2016	44	32	36	32	18	28	40	28	39	28	47	25	372	▲	397
<b>Other</b>	2017	-	1	4	-	4	1	2	1	1	-	-	-	14	-44%	14
	2016	-	1	1	2	5	4	-	4	-	8	-	-	25	▼	25

Filings by Division & Case Category

			Jan	Feb	Mar	Apr	May	Jun	Jul	Aug	Sep	Oct	Nov	Dec	Thru Nov	% Change	Total	
Civil	Contested Divorce	2017	1	1	4	-	-	2	1	2	1	1	2	-	15	15%	15	
		2016	-	1	1	1	1	2	-	2	1	3	1	-	13	▲	13	
	Domestic and Family - Level 1	2017	-	-	1	-	4	4	-	6	1	2	3	-	21	110%	21	
		2016	3	-	-	-	1	3	-	1	1	1	-	-	10	▲	10	
	Domestic and Family - Level 2	2017	-	-	-	-	-	-	2	-	-	-	4	-	6	6	6	
		2016	-	-	-	-	-	-	-	-	-	-	-	1	0	↔	1	
	General Civil - Level 2	2017	3	1	2	-	1	3	1	-	-	-	2	3	-	16	45%	16
		2016	-	-	2	-	-	1	2	2	3	-	1	1	1	11	▲	12
	General Civil - Level 3	2017	4	-	1	-	-	2	2	2	3	2	1	-	17	467%	17	
		2016	-	-	-	-	-	-	-	1	-	1	1	-	3	▲	3	
	Probates/Wills & Trusts - Level 2	2017	-	1	-	-	1	-	2	-	-	-	-	-	4	300%	4	
		2016	-	-	1	-	-	-	-	-	-	-	-	-	1	▲	1	
Protective Orders	2017	-	-	-	-	-	-	-	-	-	-	-	-	0	-100%	0		
	2016	-	-	-	-	-	-	1	-	-	-	-	-	1	▼	1		
Uncontested Divorce	2017	2	5	2	2	2	1	1	5	3	2	-	-	25	-4%	25		
	2016	-	3	-	1	2	4	5	2	1	3	5	6	26	▼	32		
Criminal	Felonies and Related Matters	2017	8	9	14	7	21	17	14	7	14	7	8	-	126	-25%	126	
		2016	17	6	14	13	3	32	15	22	6	12	27	8	167	▼	175	
	Misdemeanor	2017	5	2	6	2	7	9	5	6	2	6	12	-	62	-14%	62	
		2016	10	2	10	10	5	6	6	6	4	-	13	7	72	▼	79	
	Other Criminally Related Matters	2017	-	1	5	1	4	3	3	3	4	3	4	-	31	55%	31	
		2016	1	3	1	-	3	1	2	5	1	-	3	-	20	▲	20	
	Miscellaneous	2017	29	30	40	29	26	37	39	54	43	46	55	-	428	15%	428	
		2016	44	32	36	32	18	28	40	28	39	28	47	25	372	▲	397	
	Other	2017	-	1	4	-	4	1	2	1	1	-	-	-	14	-44%	14	
		2016	-	1	1	2	5	4	-	4	-	8	-	-	25	▼	25	


January 2016 -- November 2017 Filings

Dashboard

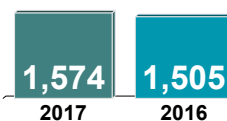
Court: Dinwiddie Circuit  
 Start/End Date: Jan-16 / Nov-17  
 2016 Average Month: 138  
 Jan-Nov 2016: 1,505  
 Filings Trending: ▲

Circuit/Court ID: 11  
 211053  
 Type of Case: Filings  
 2017 Average Month: 143  
 Jan-Nov 2017 : 1,574  
 Overall AVG. Month: 140

Monthly Filings Summary



Jan --- Nov Filings



Filings by Division

		Jan	Feb	Mar	Apr	May	Jun	Jul	Aug	Sep	Oct	Nov	Dec	Thru Nov	% Change	Total
<b>Total</b>	2017	156	189	150	117	109	140	109	148	146	176	134	-	1,574	5%	1,574
	2016	128	148	179	124	91	99	144	141	193	116	142	147	1,505	▲	1,652
<b>Civil</b>	2017	31	23	20	11	15	20	16	22	25	31	19	-	233	-24%	233
	2016	22	29	27	21	23	21	58	49	29	18	11	17	308	▼	325
<b>Criminal</b>	2017	62	107	61	59	50	69	54	61	75	97	47	-	742	28%	742
	2016	39	50	63	52	31	51	36	41	99	41	75	69	578	▲	647
<b>Miscellaneous</b>	2017	63	58	69	47	43	51	38	65	46	48	66	-	594	-3%	594
	2016	67	69	89	51	37	26	50	51	64	55	56	60	615	▼	675
<b>Other</b>	2017	-	1	-	-	1	-	1	-	-	-	2	-	5	25%	5
	2016	-	-	-	-	-	1	-	-	1	2	-	1	4	▲	5

Filings by Division & Case Category

		Jan	Feb	Mar	Apr	May	Jun	Jul	Aug	Sep	Oct	Nov	Dec	Thru Nov	% Change	Total
<b>Civil</b>	<b>Administrative Law</b>	2017	-	-	-	-	-	1	-	1	-	-	-	2	-71%	2
		2016	-	-	1	-	-	1	3	1	-	1	3	7	▼	10
	<b>Contested Divorce</b>	2017	3	1	1	-	1	5	-	1	2	2	-	16	-50%	16
		2016	3	3	2	4	3	4	3	2	5	1	2	32	▼	33
	<b>Domestic and Family - Level 1</b>	2017	-	3	4	1	5	2	6	4	2	5	-	34	-37%	34
		2016	-	6	10	6	-	1	15	11	1	-	1	54	▼	55
	<b>Domestic and Family - Level 2</b>	2017	2	-	-	-	-	-	2	4	3	1	-	12	-78%	12
		2016	2	-	-	1	1	1	39	5	2	3	-	54	▼	56
	<b>General Civil - Level 1</b>	2017	-	-	1	-	-	-	-	-	-	-	-	1	-83%	1
		2016	-	3	1	1	-	1	-	-	-	-	-	6	▼	6
	<b>General Civil - Level 2</b>	2017	1	1	2	4	2	3	-	1	3	6	2	25	-32%	25
		2016	1	3	7	3	8	2	6	1	2	2	2	37	▼	39
	<b>General Civil - Level 3</b>	2017	19	8	4	2	4	4	8	4	9	7	-	75	42%	75
		2016	9	4	1	3	3	7	4	10	7	4	1	53	▲	56
<b>Criminal</b>	<b>Probates/Wills &amp; Trusts - Level 1</b>	2017	-	-	-	-	-	-	-	-	-	-	-	0	-100%	0
		2016	-	-	-	-	-	-	-	-	-	1	-	1	▼	1
	<b>Probates/Wills &amp; Trusts - Level 2</b>	2017	2	2	1	1	-	2	-	2	1	3	3	17	467%	17
		2016	1	-	-	1	-	-	1	-	-	-	-	3	▲	3
	<b>Uncontested Divorce</b>	2017	4	8	7	3	3	4	5	4	6	6	1	51	-16%	51
		2016	6	10	5	2	8	6	4	7	2	7	4	61	▼	66
	<b>Felonies and Related Matters</b>	2017	45	96	31	35	28	49	37	30	51	62	29	493	38%	493
		2016	30	30	38	30	14	24	19	21	79	20	52	357	▲	409
	<b>Misdemeanor</b>	2017	14	8	23	18	18	14	11	23	18	29	17	193	3%	193
		2016	8	19	22	20	14	20	16	13	19	16	20	187	▲	202
<b>Miscellaneous</b>	<b>Other Criminally Related Matters</b>	2017	3	3	7	6	4	6	8	6	6	1	-	56	65%	56
		2016	1	1	3	2	3	7	1	7	1	5	3	34	▲	36
<b>Other</b>		2017	63	58	69	47	43	51	38	65	46	48	66	594	-3%	594
		2016	67	69	89	51	37	26	50	51	64	55	60	615	▼	675


January 2016 -- November 2017 Filings

Dashboard

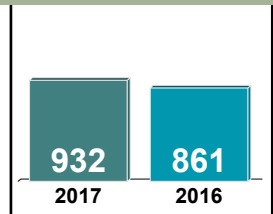
Court: Nottoway Circuit  
 Start/End Date: Jan-16 / Nov-17  
 2016 Average Month: 76  
 Jan-Nov 2016: 861  
 Filings Trending: ▲

Circuit/Court ID: 11  
 211135  
 Type of Case: Filings  
 2017 Average Month: 85  
 Jan-Nov 2017 : 932  
 Overall AVG. Month: 80

Monthly Filings Summary



Jan --- Nov Filings



Filings by Division

		Jan	Feb	Mar	Apr	May	Jun	Jul	Aug	Sep	Oct	Nov	Dec	Thru Nov	% Change	Total
<b>Total</b>	2017	74	38	100	59	124	78	64	74	134	86	101	-	932	8%	932
	2016	74	71	85	57	83	55	206	63	80	36	51	47	861	▲	908
<b>Civil</b>	2017	8	14	15	15	7	11	16	20	13	17	10	-	146	32%	146
	2016	4	13	11	17	3	10	10	21	9	8	5	12	111	▲	123
<b>Criminal</b>	2017	40	8	49	14	89	40	27	25	94	40	55	-	481	13%	481
	2016	20	15	39	14	59	29	162	22	38	10	17	19	425	▲	444
<b>Miscellaneous</b>	2017	25	16	34	30	26	26	21	28	26	29	36	-	297	-6%	297
	2016	50	43	33	25	21	15	30	18	33	18	29	16	315	▼	331
<b>Other</b>	2017	1	-	2	-	2	1	-	1	1	-	-	-	8	-20%	8
	2016	-	-	2	1	-	1	4	2	-	-	-	-	10	▼	10

Filings by Division & Case Category

			Jan	Feb	Mar	Apr	May	Jun	Jul	Aug	Sep	Oct	Nov	Dec	Thru Nov	% Change	Total
Civil	Administrative Law	2017	-	-	-	-	-	-	-	-	-	-	1	-	1	-67%	1
		2016	-	-	-	-	-	-	1	-	2	-	1	-	3	▼	3
	Contested Divorce	2017	-	1	1	1	-	-	1	1	1	-	-	-	6	-40%	6
		2016	-	1	-	2	-	-	3	2	1	-	1	2	10	▼	12
	Domestic and Family - Level 1	2017	1	1	1	1	1	-	-	1	-	2	-	-	8	14%	8
		2016	1	-	-	3	-	-	-	-	-	2	1	4	7	▲	11
	Domestic and Family - Level 2	2017	-	-	1	1	-	-	2	1	2	-	-	-	7	133%	7
		2016	-	-	-	3	-	-	-	-	-	-	-	-	3	▲	3
	General Civil - Level 1	2017	-	-	-	-	-	-	-	-	-	-	-	-	0	-100%	0
		2016	-	-	-	-	-	-	-	-	1	-	1	-	2	▼	2
	General Civil - Level 2	2017	2	5	1	5	-	-	1	1	2	3	1	-	21	-5%	21
		2016	1	1	3	5	1	4	2	2	2	-	1	4	22	▼	26
	General Civil - Level 3	2017	3	1	6	2	3	9	9	7	5	5	3	-	53	33%	53
		2016	-	4	5	2	1	5	4	12	3	3	1	-	40	▲	40
Probates/Wills & Trusts - Level 2	2017	1	1	3	4	-	-	1	1	1	5	2	-	19	217%	19	
	2016	-	3	-	-	1	-	-	1	-	-	1	1	6	▲	7	
Protective Orders	2017	-	-	-	-	-	-	-	1	-	-	-	-	1	0%	1	
	2016	-	-	1	-	-	-	-	-	-	-	-	-	1	↔	1	
Uncontested Divorce	2017	1	5	2	1	3	2	2	7	2	2	3	-	30	76%	30	
	2016	2	4	2	2	-	1	-	3	1	2	-	1	17	▲	18	
Criminal	Felonies and Related Matters	2017	30	7	42	7	71	28	19	10	80	27	32	-	353	69%	353
		2016	17	8	31	7	43	17	33	14	17	9	13	10	209	▲	219
	Misdemeanor	2017	10	-	7	4	16	10	7	13	10	11	20	-	108	-44%	108
		2016	2	4	7	5	13	11	128	4	15	1	2	8	192	▼	200
	Other Criminally Related Matters	2017	-	1	-	3	2	2	1	2	4	2	3	-	20	-17%	20
		2016	1	3	1	2	3	1	1	4	6	-	2	1	24	▼	25
Miscellaneous	2017	25	16	34	30	26	26	21	28	26	29	36	-	297	-6%	297	
	2016	50	43	33	25	21	15	30	18	33	18	29	16	315	▼	331	
Other	2017	1	-	2	-	2	1	-	1	1	-	-	-	8	-20%	8	
	2016	-	-	2	1	-	1	4	2	-	-	-	-	10	▼	10	


January 2016 -- November 2017 Filings

Dashboard

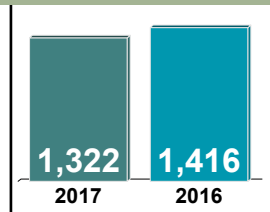
Court: Powhatan Circuit  
 Start/End Date: Jan-16 / Nov-17  
 2016 Average Month: 129  
 Jan-Nov 2016: 1,416  
 Filings Trending: ▼

Circuit/Court ID: 11  
 211145  
 Type of Case: Filings  
 2017 Average Month: 120  
 Jan-Nov 2017 : 1,322  
 Overall AVG. Month: 125

Monthly Filings Summary



Jan --- Nov Filings



Filings by Division

		Jan	Feb	Mar	Apr	May	Jun	Jul	Aug	Sep	Oct	Nov	Dec	Thru Nov	% Change	Total
<b>Total</b>	2017	131	125	143	99	90	107	102	125	111	121	168	-	1,322	-7%	1,322
	2016	149	157	150	155	114	99	92	143	106	142	109	130	1,416	▼	1,546
<b>Civil</b>	2017	28	27	20	13	18	16	20	18	18	14	22	-	214	-13%	214
	2016	17	14	31	14	27	26	18	24	25	32	17	16	245	▼	261
<b>Criminal</b>	2017	15	32	28	17	10	21	22	14	25	26	39	-	249	-12%	249
	2016	24	24	13	45	35	19	16	41	19	26	21	30	283	▼	313
<b>Miscellaneous</b>	2017	88	66	95	69	62	69	59	93	68	80	106	-	855	-3%	855
	2016	108	117	106	96	52	54	58	78	62	82	71	84	884	▼	968
<b>Other</b>	2017	-	-	-	-	-	1	1	-	-	1	1	-	4	0%	4
	2016	-	2	-	-	-	-	-	-	-	2	-	-	4	↔	4

Filings by Division & Case Category

		Jan	Feb	Mar	Apr	May	Jun	Jul	Aug	Sep	Oct	Nov	Dec	Thru Nov	% Change	Total
<b>Civil</b>	Administrative Law	2017	-	1	-	-	-	-	-	-	-	-	-	1	0%	1
		2016	1	-	-	-	-	-	-	-	-	-	-	1	↔	1
	Contested Divorce	2017	4	3	5	1	1	2	4	2	-	3	1	26	-13%	26
		2016	2	2	4	2	4	2	3	4	2	3	2	30	▼	35
	Domestic and Family - Level 1	2017	7	1	2	-	7	2	3	2	3	2	-	31	-47%	31
		2016	1	2	14	3	3	4	7	6	5	7	6	58	▼	58
	Domestic and Family - Level 2	2017	1	1	4	2	-	-	1	1	-	1	-	11	120%	11
		2016	-	-	1	-	-	1	1	2	-	-	-	5	▲	5
	General Civil - Level 1	2017	-	-	-	-	-	-	-	-	-	-	-	0	-100%	0
		2016	-	-	-	-	-	-	-	1	-	1	-	2	▼	2
	General Civil - Level 2	2017	1	10	1	3	3	6	5	2	4	-	5	40	-13%	40
		2016	3	2	2	3	5	11	4	4	8	2	3	46	▼	49
	General Civil - Level 3	2017	9	6	3	2	1	2	3	1	2	3	-	34	-6%	34
		2016	6	1	-	2	-	3	-	2	3	16	3	36	▼	36
<b>Criminal</b>	Probates/Wills & Trusts - Level 1	2017	-	-	-	-	-	-	-	-	-	-	-	0	-100%	0
		2016	-	-	-	-	1	-	1	-	1	-	-	3	▼	3
	Probates/Wills & Trusts - Level 2	2017	-	-	1	-	-	1	1	1	-	1	-	5	-38%	5
		2016	1	-	1	1	3	-	-	-	1	1	1	8	▼	9
	Protective Orders	2017	-	-	-	-	1	1	-	-	-	-	-	2	-50%	2
		2016	-	-	1	-	2	1	-	-	-	-	-	4	▼	4
	Uncontested Divorce	2017	6	5	4	5	5	4	5	6	9	6	9	64	23%	64
		2016	3	7	8	3	9	4	3	7	3	3	2	52	▲	59
	Felonies and Related Matters	2017	11	28	20	16	4	17	12	11	19	18	28	184	-6%	184
		2016	22	19	3	34	28	14	11	24	12	18	11	196	▼	215
<b>Miscellaneous</b>	Misdemeanor	2017	2	3	7	1	5	4	6	3	5	7	3	46	-6%	46
		2016	2	2	7	6	5	1	2	8	4	7	5	49	▼	55
	Other Criminally Related Matters	2017	2	1	1	-	1	-	4	-	1	1	8	19	-50%	19
		2016	-	3	3	5	2	4	3	9	3	1	5	38	▼	43
<b>Other</b>	Miscellaneous	2017	88	66	95	69	62	69	93	68	80	106	-	855	-3%	855
		2016	108	117	106	96	52	54	58	78	62	82	71	884	▼	968
<b>Other</b>	Other	2017	-	-	-	-	-	1	1	-	-	1	1	4	0%	4
		2016	-	2	-	-	-	-	-	-	2	-	-	4	↔	4


January 2016 -- November 2017 Filings

Dashboard

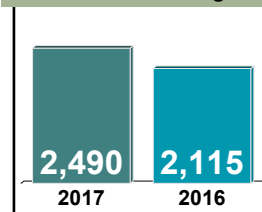
Court: Petersburg Circuit  
Start/End Date: Jan-16 / Nov-17  
2016 Average Month: 194  
Jan-Nov 2016: 2,115  
Filings Trending: ▲

Circuit/Court ID: 11  
211730  
Type of Case: Filings  
2017 Average Month: 226  
Jan-Nov 2017 : 2,490  
Overall AVG. Month: 209

Monthly Filings Summary



Jan --- Nov Filings



Filings by Division

		Jan	Feb	Mar	Apr	May	Jun	Jul	Aug	Sep	Oct	Nov	Dec	Thru Nov	% Change	Total
<b>Total</b>	2017	190	214	287	219	228	281	224	221	192	230	204	-	2,490	18%	2,490
	2016	162	244	220	205	185	203	201	203	158	171	163	208	2,115	▲	2,323
<b>Civil</b>	2017	33	43	49	42	36	33	28	37	39	43	26	-	409	-4%	409
	2016	56	38	54	38	33	39	34	32	35	38	29	43	426	▼	469
<b>Criminal</b>	2017	118	134	182	137	140	205	159	139	114	141	127	-	1,596	28%	1,596
	2016	79	145	116	124	123	122	131	120	91	102	92	127	1,245	▲	1,372
<b>Miscellaneous</b>	2017	38	37	56	39	46	36	37	45	38	43	45	-	460	5%	460
	2016	26	61	50	42	29	41	36	50	29	31	42	36	437	▲	473
<b>Other</b>	2017	1	-	-	1	6	7	-	-	1	3	6	-	25	257%	25
	2016	1	-	-	1	-	1	-	1	3	-	-	2	7	▲	9

Filings by Division & Case Category

		Jan	Feb	Mar	Apr	May	Jun	Jul	Aug	Sep	Oct	Nov	Dec	Thru Nov	% Change	Total
<b>Civil</b>	<b>Administrative Law</b>	2017	1	-	-	-	1	-	1	-	-	-	-	4	-56%	4
		2016	-	-	1	-	1	2	1	2	2	-	1	9	▼	10
	<b>Contested Divorce</b>	2017	2	1	9	4	2	6	2	3	1	3	2	35	-17%	35
		2016	1	3	10	3	5	5	1	4	4	1	1	42	▼	43
	<b>Domestic and Family - Level 1</b>	2017	2	11	1	5	3	2	7	3	4	10	3	51	24%	51
		2016	8	1	-	8	4	1	5	5	6	-	3	41	▲	47
	<b>Domestic and Family - Level 2</b>	2017	3	2	2	2	3	-	1	1	1	2	-	17	-43%	17
		2016	13	2	3	3	2	2	-	-	2	3	1	30	▼	31
	<b>General Civil - Level 1</b>	2017	-	-	1	-	2	1	-	-	3	1	-	8	0%	8
		2016	-	-	-	-	1	1	2	2	2	-	2	8	↔	10
	<b>General Civil - Level 2</b>	2017	7	13	13	13	12	9	9	17	19	15	8	135	-4%	135
		2016	11	14	20	16	9	12	16	13	10	13	7	141	▼	150
	<b>General Civil - Level 3</b>	2017	9	5	8	7	6	8	5	1	8	6	7	70	-13%	70
		2016	18	8	8	4	4	7	3	6	5	7	10	80	▼	89
<b>Criminal</b>	<b>Probates/Wills &amp; Trusts - Level 1</b>	2017	-	-	-	-	1	1	-	-	-	-	-	2	0%	2
		2016	-	1	-	-	-	-	-	-	-	-	1	2	↔	3
	<b>Probates/Wills &amp; Trusts - Level 2</b>	2017	2	1	1	2	2	-	-	-	3	2	-	13	44%	13
		2016	1	-	1	-	1	1	2	-	1	1	-	9	▲	9
	<b>Protective Orders</b>	2017	-	-	-	-	1	-	-	-	1	-	-	2	-33%	2
		2016	-	-	-	-	-	1	-	1	-	1	1	3	▼	4
	<b>Uncontested Divorce</b>	2017	7	10	14	9	3	6	4	11	6	1	1	72	18%	72
		2016	4	9	11	4	6	7	1	4	6	7	2	61	▲	73
	<b>Capital Murder</b>	2017	-	-	-	-	-	3	-	-	-	-	-	3	-50%	3
		2016	-	-	-	-	-	6	-	-	-	-	-	6	▼	6
	<b>Felonies and Related Matters</b>	2017	70	80	124	89	101	137	101	91	73	81	62	1,009	32%	1,009
		2016	53	95	78	64	72	69	77	81	52	76	47	764	▲	828
	<b>Misdemeanor</b>	2017	28	42	29	23	27	51	19	32	24	25	16	316	17%	316
		2016	19	25	17	30	34	26	28	26	22	20	23	270	▲	306
	<b>Other Criminally Related Matters</b>	2017	20	12	29	25	12	17	36	16	17	35	49	268	31%	268
		2016	7	25	21	30	17	27	20	13	17	6	22	205	▲	232
<b>Miscellaneous</b>		2017	38	37	56	39	46	36	37	45	38	43	45	460	5%	460
		2016	26	61	50	42	29	41	36	50	29	31	42	437	▲	473
<b>Other</b>		2017	1	-	-	1	6	7	-	-	1	3	6	25	257%	25
		2016	1	-	-	1	-	1	-	1	3	-	2	7	▲	9


January 2016 -- November 2017 Filings

Dashboard

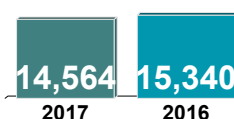
**Court:** Chesterfield Circuit  
**Start/End Date:** Jan-16 / Nov-17  
**2016 Average Month:** 1,371  
**Jan-Nov 2016:** 15,340  
**Filings Trending:** ▼

**Circuit/Court ID:** 12  
**212041**  
**Type of Case:** Filings  
**2017 Average Month:** 1,324  
**Jan-Nov 2017 :** 14,564  
**Overall AVG. Month:** 1,348

Monthly Filings Summary



Jan --- Nov Filings



Filings by Division

		Jan	Feb	Mar	Apr	May	Jun	Jul	Aug	Sep	Oct	Nov	Dec	Thru Nov	% Change	Total
<b>Total</b>	2017	1,212	1,318	1,646	1,215	1,237	1,238	1,185	1,353	1,473	1,180	1,507	-	14,564	-5%	14,564
	2016	1,563	1,543	1,896	1,246	1,412	1,280	1,366	1,288	1,337	1,002	1,407	1,108	15,340	▼	16,448
<b>Civil</b>	2017	186	202	249	208	204	204	172	213	222	200	198	-	2,258	-8%	2,258
	2016	186	227	269	228	204	270	189	222	247	202	202	167	2,446	▼	2,613
<b>Criminal</b>	2017	473	589	740	461	616	562	576	591	714	455	469	-	6,246	3%	6,246
	2016	545	479	696	525	628	558	549	477	576	415	614	487	6,062	▲	6,549
<b>Miscellaneous</b>	2017	520	492	612	521	367	433	408	514	503	480	814	-	5,664	-12%	5,664
	2016	782	810	906	460	553	417	581	551	478	354	562	430	6,454	▼	6,884
<b>Other</b>	2017	33	35	45	25	50	39	29	35	34	45	26	-	396	5%	396
	2016	50	27	25	33	27	35	47	38	36	31	29	24	378	▲	402

Filings by Division & Case Category

			Jan	Feb	Mar	Apr	May	Jun	Jul	Aug	Sep	Oct	Nov	Dec	Thru Nov	% Change	Total
Civil	Administrative Law	2017	3	-	-	4	1	7	2	-	2	4	5	-	28	40%	28
		2016	3	3	1	1	-	-	2	3	3	3	1	-	20	▲	20
	Contested Divorce	2017	27	27	23	25	36	25	20	33	32	34	31	-	313	-6%	313
		2016	15	34	42	39	37	25	27	20	38	25	30	14	332	▼	346
	Domestic and Family - Level 1	2017	15	16	45	33	23	22	19	38	23	21	16	-	271	-15%	271
		2016	31	21	31	30	18	32	28	26	38	41	23	33	319	▼	352
	Domestic and Family - Level 2	2017	11	16	8	6	12	13	10	5	6	9	4	-	100	-1%	100
		2016	7	4	6	13	10	13	9	11	9	6	13	11	101	▼	112
	General Civil - Level 1	2017	3	1	1	1	2	-	2	-	2	-	2	-	14	8%	14
		2016	-	3	2	4	-	2	-	1	1	-	-	2	13	▲	15
	General Civil - Level 2	2017	46	40	59	47	35	57	45	59	59	50	48	-	545	5%	545
		2016	39	62	68	39	45	44	42	47	45	41	46	27	518	▲	545
	General Civil - Level 3	2017	13	17	18	17	19	5	15	11	22	11	25	-	173	-33%	173
		2016	17	18	18	24	19	68	17	27	19	11	22	14	260	▼	274
Probates/Wills & Trusts - Level 1	2017	1	-	1	2	-	3	-	-	-	1	-	-	8	14%	8	
	2016	1	1	-	-	2	-	1	-	1	-	1	1	7	▲	8	
Probates/Wills & Trusts - Level 2	2017	4	6	8	13	6	11	6	5	3	9	5	-	76	31%	76	
	2016	4	2	12	4	9	4	2	6	9	5	1	7	58	▲	65	
Protective Orders	2017	1	1	1	-	1	-	-	-	1	-	2	-	7	-42%	7	
	2016	-	-	3	2	-	1	1	2	2	1	-	1	12	▼	13	
Uncontested Divorce	2017	62	78	85	60	69	61	53	62	72	61	60	-	723	-10%	723	
	2016	69	79	86	72	64	81	60	79	82	69	65	57	806	▼	863	
Criminal	Capital Murder	2017	1	-	-	-	-	-	-	-	1	-	-	-	2	2	2
		2016	-	-	-	-	-	-	-	-	-	-	-	-	0	↔	0
	Felonies and Related Matters	2017	303	393	488	345	427	356	417	346	525	304	320	-	4,224	4%	4,224
		2016	379	337	436	372	437	343	371	309	378	291	420	319	4,073	▲	4,392
	Misdemeanor	2017	148	148	217	99	154	167	119	201	153	104	112	-	1,622	1%	1,622
		2016	138	103	228	121	151	166	145	140	154	101	163	139	1,610	▲	1,749
	Other Criminally Related Matters	2017	21	48	35	17	35	39	40	44	35	47	37	-	398	5%	398
		2016	28	39	32	32	40	49	33	28	44	23	31	29	379	▲	408
	Miscellaneous	2017	520	492	612	521	367	433	408	514	503	480	814	-	5,664	-12%	5,664
		2016	782	810	906	460	553	417	581	551	478	354	562	430	6,454	▼	6,884
Other	2017	33	35	45	25	50	39	29	35	34	45	26	-	396	5%	396	
	2016	50	27	25	33	27	35	47	38	36	31	29	24	378	▲	402	



January 2016 -- November 2017 Filings

## Dashboard

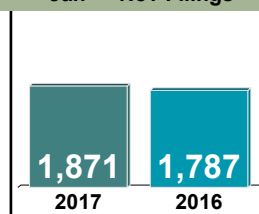
Court: Colonial Heights Circuit  
 Start/End Date: Jan-16 / Nov-17  
 2016 Average Month: 160  
 Jan-Nov 2016: 1,787  
 Filings Trending: ▲

Circuit/Court ID: 12  
 212570  
 Type of Case: Filings  
 2017 Average Month: 170  
 Jan-Nov 2017 : 1,871  
 Overall AVG. Month: 165

## Monthly Filings Summary



## Jan --- Nov Filings



## Filings by Division

		Jan	Feb	Mar	Apr	May	Jun	Jul	Aug	Sep	Oct	Nov	Dec	Thru Nov	% Change	Total
<b>Total</b>	2017	127	160	214	143	163	169	212	179	176	138	190	-	1,871	5%	1,871
	2016	129	207	176	176	174	116	204	158	139	176	132	136	1,787	▲	1,923
<b>Civil</b>	2017	14	24	23	18	16	17	20	19	20	11	9	-	191	16%	191
	2016	9	17	20	18	20	12	15	14	9	13	18	16	165	▲	181
<b>Criminal</b>	2017	75	90	137	91	112	98	147	115	110	80	137	-	1,192	4%	1,192
	2016	74	126	101	121	120	63	153	100	94	131	68	87	1,151	▲	1,238
<b>Miscellaneous</b>	2017	29	36	47	21	23	50	28	32	35	36	33	-	370	-8%	370
	2016	38	58	48	33	31	34	33	37	27	23	38	26	400	▼	426
<b>Other</b>	2017	9	10	7	13	12	4	17	13	11	11	11	-	118	66%	118
	2016	8	6	7	4	3	7	3	7	9	9	8	7	71	▲	78

## Filings by Division &amp; Case Category

		Jan	Feb	Mar	Apr	May	Jun	Jul	Aug	Sep	Oct	Nov	Dec	Thru Nov	% Change	Total
<b>Civil</b>	<b>Administrative Law</b>	2017	-	1	-	1	-	1	-	2	-	-	-	5	25%	5
		2016	-	-	2	-	1	-	1	-	-	-	1	4	▲	5
	<b>Contested Divorce</b>	2017	1	5	2	4	2	3	1	-	2	1	2	23	-8%	23
		2016	2	2	5	-	4	-	1	1	4	2	4	25	▼	26
	<b>Domestic and Family - Level 1</b>	2017	1	6	2	2	-	2	4	1	3	1	-	22	29%	22
		2016	1	4	-	1	2	2	3	2	-	1	1	17	▲	20
	<b>Domestic and Family - Level 2</b>	2017	1	-	2	-	-	1	4	1	-	-	-	9	50%	9
		2016	-	-	-	1	1	1	2	-	-	1	-	6	▲	6
	<b>General Civil - Level 1</b>	2017	1	-	-	-	1	-	-	-	-	-	-	2	100%	2
		2016	-	-	-	-	1	-	-	-	-	-	-	1	▲	1
	<b>General Civil - Level 2</b>	2017	4	7	3	2	6	-	5	3	2	2	3	37	61%	37
		2016	1	1	1	4	3	2	1	3	2	3	3	23	▲	26
	<b>General Civil - Level 3</b>	2017	3	4	3	1	2	3	3	3	2	1	-	28	47%	28
		2016	2	3	2	1	2	-	1	4	-	2	1	19	▲	20
<b>Criminal</b>	<b>Probates/Wills &amp; Trusts - Level 1</b>	2017	-	-	-	-	-	-	-	-	-	-	-	0	-100%	0
		2016	-	-	1	-	-	-	-	-	-	-	-	1	▼	1
	<b>Probates/Wills &amp; Trusts - Level 2</b>	2017	1	-	-	1	1	-	-	1	2	-	-	6	50%	6
		2016	-	-	-	2	-	1	-	1	-	-	2	4	▲	6
	<b>Protective Orders</b>	2017	-	-	-	-	1	1	-	-	-	-	-	2	-33%	2
		2016	-	-	-	2	1	-	-	-	-	-	-	3	▼	3
	<b>Uncontested Divorce</b>	2017	2	1	11	7	4	7	5	6	8	3	3	57	-8%	57
		2016	3	7	9	7	7	4	7	2	3	4	5	62	▼	67
	<b>Felonies and Related Matters</b>	2017	52	59	77	55	49	67	94	70	80	62	83	748	9%	748
		2016	42	94	54	81	53	35	95	61	46	97	53	689	▲	742
<b>Miscellaneous</b>	<b>Misdemeanor</b>	2017	22	24	51	29	49	25	47	40	23	13	46	369	-7%	369
		2016	22	28	42	35	58	25	51	32	43	29	32	397	▼	424
	<b>Other Criminally Related Matters</b>	2017	1	7	9	7	14	6	6	5	7	5	8	75	15%	75
		2016	10	4	5	5	9	3	7	7	5	5	7	65	▲	72
<b>Other</b>		2017	29	36	47	21	23	50	28	32	35	36	33	370	-8%	370
		2016	38	58	48	33	31	34	33	37	27	23	38	400	▼	426
<b>Other</b>		2017	9	10	7	13	12	4	17	13	11	11	11	118	66%	118
		2016	8	6	7	4	3	7	3	7	9	9	8	71	▲	78

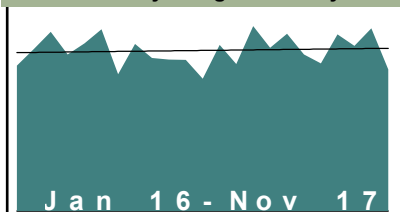
January 2016 -- November 2017 Filings

Dashboard

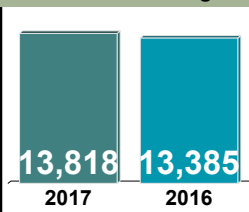
**Court:** Richmond Circuit  
**Start/End Date:** Jan-16 / Nov-17  
**2016 Average Month:** 1,200  
**Jan-Nov 2016:** 13,385  
**Filings Trending:** ▲

**Circuit/Court ID:** 13  
**213760**  
**Type of Case:** Filings  
**2017 Average Month:** 1,256  
**Jan-Nov 2017 :** 13,818  
**Overall AVG. Month:** 1,227

Monthly Filings Summary



Jan --- Nov Filings



Filings by Division

		Jan	Feb	Mar	Apr	May	Jun	Jul	Aug	Sep	Oct	Nov	Dec	Thru Nov	% Change	Total
<b>Total</b>	2017	1,269	1,122	1,413	1,247	1,354	1,196	1,128	1,349	1,262	1,397	1,081	-	13,818	3%	13,818
	2016	1,110	1,237	1,369	1,196	1,281	1,389	1,044	1,277	1,169	1,158	1,155	1,011	13,385	▲	14,396
<b>Civil</b>	2017	240	230	295	288	285	241	286	306	268	291	315	-	3,045	9%	3,045
	2016	180	277	333	242	295	250	240	249	252	233	249	222	2,800	▲	3,022
<b>Criminal</b>	2017	517	447	634	442	497	494	425	544	454	645	377	-	5,476	-8%	5,476
	2016	550	504	557	549	573	708	414	592	497	526	510	383	5,980	▼	6,363
<b>Miscellaneous</b>	2017	247	256	291	281	304	219	222	276	301	251	255	-	2,903	4%	2,903
	2016	221	290	308	261	248	253	222	271	230	240	236	231	2,780	▲	3,011
<b>Other</b>	2017	265	189	193	236	268	242	195	223	239	210	134	-	2,394	31%	2,394
	2016	159	166	171	144	165	178	168	165	190	159	160	175	1,825	▲	2,000

Filings by Division & Case Category

			Jan	Feb	Mar	Apr	May	Jun	Jul	Aug	Sep	Oct	Nov	Dec	Thru Nov	% Change	Total
Civil	Administrative Law	2017	2	3	5	5	6	3	3	6	5	7	3	-	48	17%	48
		2016	2	1	1	1	8	2	3	5	5	7	6	9	41	▲	50
	Contested Divorce	2017	15	10	19	23	15	17	17	13	11	27	15	-	182	-9%	182
		2016	11	25	27	15	19	14	19	24	20	13	13	12	200	▼	212
	Domestic and Family - Level 1	2017	6	16	10	34	5	5	15	21	15	14	9	-	150	-22%	150
		2016	2	19	38	17	19	22	10	15	13	12	25	16	192	▼	208
	Domestic and Family - Level 2	2017	20	23	21	21	22	27	15	27	14	14	14	-	218	33%	218
		2016	10	19	17	11	22	12	17	15	11	18	12	21	164	▲	185
	General Civil - Level 1	2017	2	4	3	11	7	10	7	2	4	6	8	-	64	19%	64
		2016	3	5	3	2	5	5	5	9	9	1	7	5	54	▲	59
	General Civil - Level 2	2017	105	101	129	101	114	94	110	119	113	115	167	-	1,268	6%	1,268
		2016	88	110	143	100	132	112	99	85	113	105	111	103	1,198	▲	1,301
	General Civil - Level 3	2017	44	40	57	57	76	45	63	74	59	68	67	-	650	57%	650
		2016	24	37	41	40	46	34	50	33	34	40	35	32	414	▲	446
Probates/Wills & Trusts - Level 1	2017	1	-	1	-	-	-	1	-	-	-	-	-	3	0%	3	
	2016	-	-	-	-	-	-	1	-	-	-	1	-	3	↔	3	
Probates/Wills & Trusts - Level 2	2017	16	7	13	7	10	12	11	10	15	12	9	-	122	-3%	122	
	2016	8	14	15	11	11	12	5	17	13	10	10	5	126	▼	131	
Uncontested Divorce	2017	29	26	37	29	30	28	44	34	32	28	23	-	340	-17%	340	
	2016	32	47	48	45	33	37	31	46	34	26	29	19	408	▼	427	
Criminal	Capital Murder	2017	-	1	1	-	-	1	-	-	-	1	-	-	4	-20%	4
		2016	1	2	-	2	-	-	-	-	-	-	-	-	5	▼	5
	Felonies and Related Matters	2017	407	333	521	372	408	402	356	455	369	540	324	-	4,487	2%	4,487
		2016	421	313	444	340	367	568	288	469	369	384	425	285	4,388	▲	4,673
	Misdemeanor	2017	101	92	87	61	76	72	63	69	53	87	42	-	803	-14%	803
		2016	109	86	62	85	115	92	79	82	83	89	57	51	939	▼	990
	Other Criminally Related Matters	2017	9	21	25	9	13	19	6	20	32	17	11	-	182	-72%	182
		2016	19	103	51	122	91	48	47	41	45	53	28	47	648	▼	695
	Miscellaneous	2017	247	256	291	281	304	219	222	276	301	251	255	-	2,903	4%	2,903
		2016	221	290	308	261	248	253	222	271	230	240	236	231	2,780	▲	3,011
	Other	2017	265	189	193	236	268	242	195	223	239	210	134	-	2,394	31%	2,394
		2016	159	166	171	144	165	178	168	165	190	159	160	175	1,825	▲	2,000


January 2016 -- November 2017 Filings

Dashboard

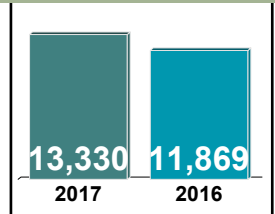
**Court:** Henrico Circuit  
**Start/End Date:** Jan-16 / Nov-17  
**2016 Average Month:** 1,069  
**Jan-Nov 2016:** 11,869  
**Filings Trending:** ▲

**Circuit/Court ID:** 14  
**214087**  
**Type of Case:** Filings  
**2017 Average Month:** 1,212  
**Jan-Nov 2017 :** 13,330  
**Overall AVG. Month:** 1,137

Monthly Filings Summary



Jan --- Nov Filings



Filings by Division

		Jan	Feb	Mar	Apr	May	Jun	Jul	Aug	Sep	Oct	Nov	Dec	Thru Nov	% Change	Total
<b>Total</b>	2017	1,170	1,074	1,261	1,703	1,190	1,147	1,011	1,263	1,119	1,166	1,226	-	13,330	12%	13,330
	2016	1,004	1,134	1,256	1,145	1,043	1,050	1,129	1,098	1,042	950	1,018	953	11,869	▲	12,822
<b>Civil</b>	2017	197	195	218	166	192	234	176	216	203	225	171	-	2,193	-3%	2,193
	2016	147	239	269	216	212	180	195	226	213	193	164	159	2,254	▼	2,413
<b>Criminal</b>	2017	543	440	522	1,130	567	491	489	568	499	433	561	-	6,243	26%	6,243
	2016	380	395	511	517	467	454	486	437	473	399	434	413	4,953	▲	5,366
<b>Miscellaneous</b>	2017	395	415	476	354	375	376	293	406	360	414	441	-	4,305	-1%	4,305
	2016	452	475	445	383	335	387	411	400	330	328	391	355	4,337	▼	4,692
<b>Other</b>	2017	35	24	45	53	56	46	53	73	57	94	53	-	589	81%	589
	2016	25	25	31	29	29	29	37	35	26	30	29	26	325	▲	351

Filings by Division & Case Category

		Jan	Feb	Mar	Apr	May	Jun	Jul	Aug	Sep	Oct	Nov	Dec	Thru Nov	% Change	Total
<b>Civil</b>	<b>Administrative Law</b>	2017	2	-	4	1	1	-	1	1	1	-	-	11	-8%	11
		2016	1	1	1	-	-	3	3	-	1	-	2	12	▼	13
	<b>Contested Divorce</b>	2017	28	24	25	28	26	27	23	29	26	27	23	286	-2%	286
		2016	16	33	34	31	28	31	25	27	22	24	21	292	▼	308
	<b>Domestic and Family - Level 1</b>	2017	11	22	15	13	12	24	12	17	23	29	17	195	-9%	195
		2016	10	20	22	23	13	24	17	28	24	19	14	214	▼	225
	<b>Domestic and Family - Level 2</b>	2017	5	4	9	8	9	10	6	8	5	6	1	71	-45%	71
		2016	10	6	25	24	5	9	6	8	13	9	13	128	▼	134
	<b>General Civil - Level 1</b>	2017	4	4	6	-	5	1	2	4	2	4	5	37	3%	37
		2016	4	7	2	3	6	-	3	3	4	2	2	36	▲	36
	<b>General Civil - Level 2</b>	2017	55	56	63	31	53	64	46	61	59	66	47	601	3%	601
		2016	50	66	57	61	51	40	60	59	60	39	38	581	▲	623
	<b>General Civil - Level 3</b>	2017	18	25	14	33	28	29	17	18	23	21	27	253	1%	253
		2016	17	34	30	20	31	16	16	15	22	31	18	250	▲	273
<b>Criminal</b>	<b>Probates/Wills &amp; Trusts - Level 1</b>	2017	4	2	-	-	2	1	2	1	-	1	-	13	86%	13
		2016	-	-	2	1	-	1	1	2	-	-	2	7	▲	9
	<b>Probates/Wills &amp; Trusts - Level 2</b>	2017	13	11	5	8	4	10	5	14	13	4	5	92	-7%	92
		2016	3	9	9	9	13	10	8	8	14	6	5	99	▼	104
	<b>Protective Orders</b>	2017	1	-	-	-	-	-	-	1	-	-	-	2	-71%	2
		2016	1	-	2	-	-	-	-	3	-	-	1	7	▼	8
	<b>Uncontested Divorce</b>	2017	56	47	77	44	52	68	63	63	50	66	46	632	1%	632
		2016	35	63	85	44	65	47	54	77	54	55	49	628	▲	680
	<b>Capital Murder</b>	2017	-	-	-	-	1	-	-	-	-	1	-	2	-33%	2
		2016	-	1	-	-	2	-	-	-	-	-	-	3	▼	3
	<b>Felonies and Related Matters</b>	2017	381	309	371	998	404	305	337	372	319	268	366	4,430	31%	4,430
		2016	256	286	363	367	322	314	356	287	336	220	284	3,391	▲	3,676
	<b>Misdemeanor</b>	2017	119	90	108	81	123	150	109	137	146	102	137	1,302	20%	1,302
		2016	90	69	109	115	95	94	88	100	99	118	104	1,081	▲	1,185
<b>Miscellaneous</b>		2017	395	415	476	354	375	376	293	406	360	414	441	4,305	-1%	4,305
		2016	452	475	445	383	335	387	411	400	330	328	391	4,337	▼	4,692
<b>Other</b>		2017	35	24	45	53	56	46	53	73	57	94	53	589	81%	589
		2016	25	25	31	29	29	29	37	35	26	30	29	325	▲	351


January 2016 -- November 2017 Filings

Dashboard

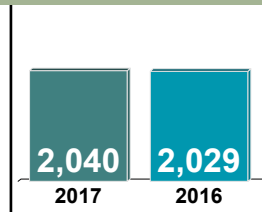
**Court:** Caroline Circuit  
**Start/End Date:** Jan-16 / Nov-17  
**2016 Average Month:** 183  
**Jan-Nov 2016:** 2,029  
**Filings Trending:** ↔

**Circuit/Court ID:** 15  
**215033**  
**Type of Case:** Filings  
**2017 Average Month:** 185  
**Jan-Nov 2017 :** 2,040  
**Overall AVG. Month:** 184

Monthly Filings Summary



Jan --- Nov Filings



Filings by Division

		Jan	Feb	Mar	Apr	May	Jun	Jul	Aug	Sep	Oct	Nov	Dec	Thru Nov	% Change	Total
<b>Total</b>	2017	126	275	235	161	159	178	117	167	190	200	232	-	2,040	1%	2,040
	2016	144	195	202	169	183	178	203	157	259	166	173	163	2,029	▲	2,192
<b>Civil</b>	2017	16	12	18	25	31	20	14	28	22	26	24	-	236	-13%	236
	2016	19	18	22	24	31	30	34	38	27	11	16	20	270	▼	290
<b>Criminal</b>	2017	38	159	97	66	60	84	42	63	67	85	105	-	866	-10%	866
	2016	50	96	88	66	95	73	97	57	152	84	103	81	961	▼	1,042
<b>Miscellaneous</b>	2017	56	89	90	60	55	64	57	70	55	70	79	-	745	8%	745
	2016	73	69	78	70	51	61	62	53	68	57	46	54	688	▲	742
<b>Other</b>	2017	16	15	30	10	13	10	4	6	46	19	24	-	193	75%	193
	2016	2	12	14	9	6	14	10	9	12	14	8	8	110	▲	118

Filings by Division & Case Category

		Jan	Feb	Mar	Apr	May	Jun	Jul	Aug	Sep	Oct	Nov	Dec	Thru Nov	% Change	Total
<b>Civil</b>	<b>Administrative Law</b>	2017	-	-	-	1	-	-	1	-	-	-	-	2	-33%	2
		2016	1	-	-	-	-	-	1	-	-	1	-	3	▼	3
	<b>Contested Divorce</b>	2017	1	-	5	4	2	1	2	-	2	3	-	21	-16%	21
		2016	1	5	5	3	2	3	-	5	1	-	-	25	▼	25
	<b>Domestic and Family - Level 1</b>	2017	-	1	-	5	8	3	3	5	2	2	3	32	-48%	32
		2016	6	-	3	6	7	5	4	1	19	4	7	62	▼	66
	<b>Domestic and Family - Level 2</b>	2017	-	1	-	6	1	-	3	2	1	2	-	16	45%	16
		2016	1	1	1	-	6	-	1	1	-	-	1	11	▲	12
	<b>General Civil - Level 1</b>	2017	-	1	-	-	1	1	1	-	1	-	-	6	-14%	6
		2016	-	1	-	-	-	2	1	-	1	1	-	7	▼	7
	<b>General Civil - Level 2</b>	2017	6	4	4	6	10	4	9	8	10	7	-	70	32%	70
		2016	5	4	2	5	7	10	11	2	1	3	2	53	▲	55
	<b>General Civil - Level 3</b>	2017	4	2	6	1	2	4	2	3	8	4	3	39	-25%	39
		2016	3	2	5	4	5	5	10	13	2	1	2	52	▼	58
<b>Criminal</b>	<b>Probates/Wills &amp; Trusts - Level 2</b>	2017	2	-	-	-	-	-	2	2	-	-	-	6	-74%	6
		2016	2	1	5	2	-	1	11	1	-	-	2	23	▼	25
	<b>Protective Orders</b>	2017	-	-	-	-	-	-	-	-	-	-	-	0	-100%	0
		2016	-	-	-	-	-	-	-	-	-	1	-	1	▼	1
	<b>Uncontested Divorce</b>	2017	3	3	3	2	7	7	2	3	2	6	6	44	33%	44
		2016	-	4	1	4	4	5	6	3	3	2	1	33	▲	38
	<b>Capital Murder</b>	2017	-	-	-	-	-	-	-	-	-	-	-	0	0	0
		2016	-	-	-	-	-	-	-	-	-	-	1	0	↔	1
	<b>Felonies and Related Matters</b>	2017	20	129	56	39	30	56	20	36	44	63	71	564	-13%	564
		2016	39	54	55	44	78	49	72	44	93	58	63	649	▼	704
	<b>Misdemeanor</b>	2017	12	22	34	20	15	24	18	22	12	19	27	225	-9%	225
		2016	8	33	28	18	14	18	21	10	49	17	32	248	▼	268
	<b>Other Criminally Related Matters</b>	2017	6	8	7	7	15	4	4	5	11	3	7	77	20%	77
		2016	3	9	5	4	3	6	4	3	10	9	5	64	▲	69
<b>Miscellaneous</b>		2017	56	89	90	60	55	64	57	70	55	70	79	745	8%	745
		2016	73	69	78	70	51	61	62	53	68	57	46	688	▲	742
<b>Other</b>		2017	16	15	30	10	13	10	4	6	46	19	24	193	75%	193
		2016	2	12	14	9	6	14	10	9	12	14	8	110	▲	118


January 2016 -- November 2017 Filings

Dashboard

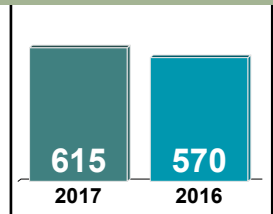
Court: Essex Circuit  
 Start/End Date: Jan-16 / Nov-17  
 2016 Average Month: 53  
 Jan-Nov 2016: 570  
 Filings Trending: ▲

Circuit/Court ID: 15  
 215057  
 Type of Case: Filings  
 2017 Average Month: 56  
 Jan-Nov 2017 : 615  
 Overall AVG. Month: 54

Monthly Filings Summary



Jan --- Nov Filings



Filings by Division

		Jan	Feb	Mar	Apr	May	Jun	Jul	Aug	Sep	Oct	Nov	Dec	Thru Nov	% Change	Total
<b>Total</b>	2017	80	42	57	47	22	41	58	67	54	101	46	-	615	8%	615
	2016	43	31	70	54	35	52	48	58	78	55	46	65	570	▲	635
<b>Civil</b>	2017	11	7	17	7	3	11	5	9	7	10	5	-	92	21%	92
	2016	3	4	7	4	11	8	7	12	6	7	7	5	76	▲	81
<b>Criminal</b>	2017	49	6	23	27	7	15	29	33	23	68	23	-	303	-3%	303
	2016	22	12	38	33	12	28	30	22	61	32	21	37	311	▼	348
<b>Miscellaneous</b>	2017	20	28	17	13	12	14	24	25	23	23	17	-	216	20%	216
	2016	18	15	25	17	12	16	11	24	11	13	18	23	180	▲	203
<b>Other</b>	2017	-	1	-	-	-	1	-	-	1	-	1	-	4	33%	4
	2016	-	-	-	-	-	-	-	-	-	3	-	-	3	▲	3

Filings by Division & Case Category

		Jan	Feb	Mar	Apr	May	Jun	Jul	Aug	Sep	Oct	Nov	Dec	Thru Nov	% Change	Total
<b>Civil</b>	Administrative Law	2017	-	1	-	1	-	-	-	-	-	-	-	2	100%	2
		2016	-	-	-	-	-	-	-	-	-	1	-	1	▲	1
	Contested Divorce	2017	1	-	2	1	-	1	1	2	1	-	-	9	200%	9
		2016	1	-	-	1	-	1	-	-	-	-	1	3	▲	4
	Domestic and Family - Level 1	2017	1	3	-	1	1	1	4	-	-	2	-	13	-19%	13
		2016	-	-	1	-	2	-	5	1	4	3	-	16	▼	16
	Domestic and Family - Level 2	2017	-	-	-	-	-	-	-	1	-	-	-	1	-67%	1
		2016	-	-	1	-	1	-	-	1	-	-	-	3	▼	3
	General Civil - Level 2	2017	2	1	3	-	6	-	1	2	3	-	-	18	-25%	18
		2016	2	1	2	2	4	3	3	1	1	2	3	24	▼	27
	General Civil - Level 3	2017	-	1	8	-	-	1	-	-	5	2	-	17	55%	17
		2016	-	-	2	-	3	1	-	2	1	-	-	11	▲	11
<b>Criminal</b>	Probates/Wills & Trusts - Level 1	2017	1	-	-	-	-	-	-	1	-	-	-	2	2	2
		2016	-	-	-	-	-	-	-	-	-	-	-	0	↔	0
	Probates/Wills & Trusts - Level 2	2017	5	1	-	-	-	-	-	-	-	-	-	6	200%	6
		2016	-	-	-	1	-	-	-	1	-	-	-	2	▲	2
	Uncontested Divorce	2017	1	-	4	4	2	4	3	3	1	1	-	24	50%	24
		2016	-	3	1	-	2	3	3	2	-	1	1	16	▲	17
	Felonies and Related Matters	2017	35	3	14	23	2	9	18	11	24	18	-	175	-26%	175
		2016	18	8	32	24	5	22	27	13	49	22	23	236	▼	259
	Misdemeanor	2017	10	3	4	3	4	4	8	6	13	3	-	62	35%	62
		2016	2	1	2	4	7	6	3	10	8	3	14	46	▲	60
	Other Criminally Related Matters	2017	4	-	5	1	1	2	7	7	6	31	-	66	128%	66
		2016	2	3	4	5	-	3	6	2	2	2	-	29	▲	29
<b>Miscellaneous</b>		2017	20	28	17	13	12	14	24	25	23	17	-	216	20%	216
		2016	18	15	25	17	12	16	11	24	11	13	23	180	▲	203
<b>Other</b>		2017	-	1	-	-	-	1	-	-	1	-	-	4	33%	4
		2016	-	-	-	-	-	-	-	-	3	-	-	3	▲	3


January 2016 -- November 2017 Filings

Dashboard

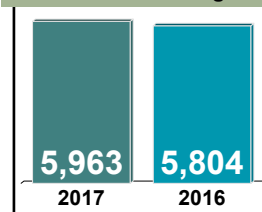
Court: Hanover Circuit  
 Start/End Date: Jan-16 / Nov-17  
 2016 Average Month: 521  
 Jan-Nov 2016: 5,804  
 Filings Trending: ▲

Circuit/Court ID: 15  
 215085  
 Type of Case: Filings  
 2017 Average Month: 542  
 Jan-Nov 2017 : 5,963  
 Overall AVG. Month: 531

Monthly Filings Summary



Jan --- Nov Filings



Filings by Division

		Jan	Feb	Mar	Apr	May	Jun	Jul	Aug	Sep	Oct	Nov	Dec	Thru Nov	% Change	Total
<b>Total</b>	2017	555	545	562	515	509	517	432	608	506	593	621	-	5,963	3%	5,963
	2016	536	644	623	466	495	461	577	502	547	466	487	442	5,804	▲	6,246
<b>Civil</b>	2017	86	123	96	120	112	110	95	135	119	118	105	-	1,219	4%	1,219
	2016	74	135	125	106	113	84	101	107	131	100	101	79	1,177	▲	1,256
<b>Criminal</b>	2017	222	221	237	246	220	215	166	229	187	242	274	-	2,459	13%	2,459
	2016	171	212	227	175	225	190	245	183	187	189	170	165	2,174	▲	2,339
<b>Miscellaneous</b>	2017	241	197	220	144	169	186	166	237	191	226	239	-	2,216	-7%	2,216
	2016	288	295	264	181	154	180	225	209	219	169	209	191	2,393	▼	2,584
<b>Other</b>	2017	6	4	9	5	8	6	5	7	9	7	3	-	69	15%	69
	2016	3	2	7	4	3	7	6	3	10	8	7	7	60	▲	67

Filings by Division & Case Category

			Jan	Feb	Mar	Apr	May	Jun	Jul	Aug	Sep	Oct	Nov	Dec	Thru Nov	% Change	Total
Civil	Administrative Law	2017	-	1	-	2	1	1	-	1	-	-	-	-	6	0%	6
		2016	-	-	-	-	-	-	-	1	4	1	-	-	6	↔	6
	Contested Divorce	2017	15	25	12	25	16	20	15	20	22	18	19	-	207	-3%	207
		2016	6	35	20	18	21	15	17	27	20	19	16	18	214	▼	232
	Domestic and Family - Level 1	2017	4	7	10	4	5	6	6	8	6	13	9	-	78	-26%	78
		2016	12	8	11	8	12	4	12	10	13	7	8	7	105	▼	112
	Domestic and Family - Level 2	2017	3	2	1	7	7	8	6	3	12	7	2	-	58	87%	58
		2016	-	4	5	3	3	-	2	1	5	5	3	3	31	▲	34
	General Civil - Level 1	2017	-	-	-	-	1	-	-	-	-	1	2	-	4	-43%	4
		2016	1	-	-	-	2	-	-	-	2	-	2	-	7	▼	7
	General Civil - Level 2	2017	13	13	24	10	20	18	17	29	15	20	18	-	197	37%	197
		2016	10	13	7	8	17	13	12	20	15	14	15	11	144	▲	155
	General Civil - Level 3	2017	7	10	3	9	12	12	5	12	7	8	16	-	101	13%	101
		2016	7	9	7	7	6	8	13	3	12	9	8	4	89	▲	93
Probates/Wills & Trusts - Level 1	2017	-	-	1	1	-	-	-	1	-	-	1	-	4	0%	4	
	2016	-	-	-	1	-	1	-	-	1	1	-	-	4	↔	4	
Probates/Wills & Trusts - Level 2	2017	4	2	2	4	3	1	2	5	1	3	4	-	31	-9%	31	
	2016	3	3	7	3	-	5	2	4	2	2	3	2	34	▼	36	
Uncontested Divorce	2017	40	63	43	58	47	44	44	56	56	48	34	-	533	-2%	533	
	2016	35	63	68	58	52	38	43	41	57	42	46	34	543	▼	577	
Criminal	Capital Murder	2017	-	-	-	-	-	-	-	-	-	-	-	-	0	-100%	0
		2016	-	-	2	-	-	-	-	-	-	-	-	-	2	▼	2
	Felonies and Related Matters	2017	118	132	143	151	135	115	92	93	92	123	138	-	1,332	10%	1,332
		2016	101	113	103	113	112	108	159	98	112	108	82	94	1,209	▲	1,303
	Misdemeanor	2017	92	81	79	84	72	88	64	124	85	104	115	-	988	19%	988
		2016	61	87	96	53	101	68	72	73	68	73	75	62	827	▲	889
	Other Criminally Related Matters	2017	12	8	15	11	13	12	10	12	10	15	21	-	139	2%	139
		2016	9	12	26	9	12	14	14	12	7	8	13	9	136	▲	145
	Miscellaneous	2017	241	197	220	144	169	186	166	237	191	226	239	-	2,216	-7%	2,216
		2016	288	295	264	181	154	180	225	209	219	169	209	191	2,393	▼	2,584
	Other	2017	6	4	9	5	8	6	5	7	9	7	3	-	69	15%	69
		2016	3	2	7	4	3	7	6	3	10	8	7	7	60	▲	67




January 2016 -- November 2017 Filings

Dashboard

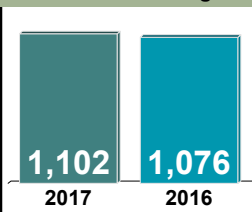
Court: King George Circuit  
 Start/End Date: Jan-16 / Nov-17  
 2016 Average Month: 96  
 Jan-Nov 2016: 1,076  
 Filings Trending: ↔

Circuit/Court ID: 15  
 215099  
 Type of Case: Filings  
 2017 Average Month: 100  
 Jan-Nov 2017 : 1,102  
 Overall AVG. Month: 98

Monthly Filings Summary



Jan --- Nov Filings



Filings by Division

		Jan	Feb	Mar	Apr	May	Jun	Jul	Aug	Sep	Oct	Nov	Dec	Thru Nov	% Change	Total
<b>Total</b>	2017	105	103	142	82	131	140	96	76	39	136	52	-	1,102	2%	1,102
	2016	61	81	168	72	86	124	133	94	55	129	73	78	1,076	▲	1,154
<b>Civil</b>	2017	10	17	27	30	7	30	16	14	10	12	7	-	180	-2%	180
	2016	19	20	15	20	14	12	28	13	16	11	15	8	183	▼	191
<b>Criminal</b>	2017	89	77	108	45	109	104	71	55	25	113	33	-	829	3%	829
	2016	39	56	130	44	67	108	95	75	31	111	51	64	807	▲	871
<b>Miscellaneous</b>	2017	6	9	6	6	13	6	9	7	4	11	12	-	89	5%	89
	2016	3	5	23	8	5	4	9	6	8	7	7	6	85	▲	91
<b>Other</b>	2017	-	-	1	1	2	-	-	-	-	-	-	-	4	300%	4
	2016	-	-	-	-	-	-	1	-	-	-	-	-	1	▲	1

Filings by Division & Case Category

		Jan	Feb	Mar	Apr	May	Jun	Jul	Aug	Sep	Oct	Nov	Dec	Thru Nov	% Change	Total
<b>Civil</b>	<b>Administrative Law</b>	2017	-	-	-	1	1	1	-	-	-	-	-	3	50%	3
		2016	-	1	-	-	1	-	-	-	-	-	-	2	▲	2
	<b>Contested Divorce</b>	2017	-	3	3	3	2	4	2	5	2	2	-	26	-10%	26
		2016	6	6	1	2	1	3	3	4	1	1	3	29	▼	32
	<b>Domestic and Family - Level 1</b>	2017	-	-	15	9	-	-	5	1	-	-	1	31	0%	31
		2016	5	1	2	6	1	-	8	-	4	2	2	31	↔	32
	<b>Domestic and Family - Level 2</b>	2017	-	3	3	-	-	3	-	1	-	-	-	10	43%	10
		2016	-	1	-	2	-	-	2	1	1	-	1	7	▲	8
	<b>General Civil - Level 1</b>	2017	-	-	-	-	-	2	1	-	-	-	-	3	200%	3
		2016	-	-	-	-	-	-	1	-	-	-	-	1	▲	1
	<b>General Civil - Level 2</b>	2017	3	-	1	3	1	3	3	5	5	3	1	28	-30%	28
		2016	5	4	4	1	3	4	3	3	3	7	2	40	▼	42
	<b>General Civil - Level 3</b>	2017	4	2	1	7	-	6	-	-	-	1	1	22	47%	22
		2016	1	1	1	2	1	2	4	-	-	1	2	15	▲	15
<b>Criminal</b>	<b>Probates/Wills &amp; Trusts - Level 1</b>	2017	-	-	-	-	-	-	-	-	-	-	-	0	-100%	0
		2016	-	1	-	-	1	-	1	-	-	-	-	3	▼	3
	<b>Probates/Wills &amp; Trusts - Level 2</b>	2017	2	1	-	3	-	1	1	-	1	2	1	12	9%	12
		2016	1	1	1	1	-	2	2	-	2	1	-	11	▲	11
	<b>Protective Orders</b>	2017	-	-	1	-	-	-	-	-	-	-	-	1	1	1
		2016	-	-	-	-	-	-	-	-	-	-	-	0	↔	0
	<b>Uncontested Divorce</b>	2017	1	8	3	4	3	10	4	2	2	4	3	44	0%	44
		2016	1	4	6	6	6	1	6	3	5	3	3	44	↔	45
	<b>Capital Murder</b>	2017	-	-	-	-	-	-	-	1	-	-	-	1	1	1
		2016	-	-	-	-	-	-	-	-	-	-	-	0	↔	0
	<b>Felonies and Related Matters</b>	2017	61	56	91	32	67	81	46	31	17	80	19	581	9%	581
		2016	22	36	100	32	38	79	60	42	23	77	24	533	▲	576
	<b>Misdemeanor</b>	2017	28	20	17	12	40	22	24	23	6	33	13	238	-8%	238
		2016	16	20	28	11	28	28	35	29	6	34	23	258	▼	276
	<b>Other Criminally Related Matters</b>	2017	-	1	-	1	2	1	1	1	-	1	-	9	-44%	9
		2016	1	-	2	1	1	-	4	2	-	4	3	16	▼	19
<b>Miscellaneous</b>		2017	6	9	6	6	13	6	9	7	4	11	12	89	5%	89
		2016	3	5	23	8	5	4	9	6	8	7	7	85	▲	91
<b>Other</b>		2017	-	-	1	1	2	-	-	-	-	-	-	4	300%	4
		2016	-	-	-	-	-	1	-	-	-	-	-	1	▲	1


January 2016 -- November 2017 Filings

Dashboard

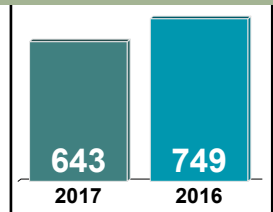
Court: Lancaster Circuit  
 Start/End Date: Jan-16 / Nov-17  
 2016 Average Month: 65  
 Jan-Nov 2016: 749  
 Filings Trending: ▼

Circuit/Court ID: 15  
 215103  
 Type of Case: Filings  
 2017 Average Month: 58  
 Jan-Nov 2017 : 643  
 Overall AVG. Month: 62

Monthly Filings Summary



Jan --- Nov Filings



Filings by Division

		Jan	Feb	Mar	Apr	May	Jun	Jul	Aug	Sep	Oct	Nov	Dec	Thru Nov	% Change	Total
<b>Total</b>	2017	67	52	77	63	26	90	47	71	38	58	54	-	643	-14%	643
	2016	61	86	51	159	34	36	65	42	56	96	63	33	749	▼	782
<b>Civil</b>	2017	6	5	21	12	4	10	5	9	10	6	13	-	101	6%	101
	2016	6	20	11	9	5	6	6	5	7	7	13	7	95	▲	102
<b>Criminal</b>	2017	34	14	28	23	9	50	18	21	18	28	9	-	252	-31%	252
	2016	24	22	9	130	12	17	32	7	30	62	21	6	366	▼	372
<b>Miscellaneous</b>	2017	21	31	28	23	13	26	24	36	9	21	30	-	262	-1%	262
	2016	30	42	27	19	15	11	23	27	17	26	27	16	264	▼	280
<b>Other</b>	2017	6	2	-	5	-	4	-	5	1	3	2	-	28	17%	28
	2016	1	2	4	1	2	2	4	3	2	1	2	4	24	▲	28

Filings by Division & Case Category

		Jan	Feb	Mar	Apr	May	Jun	Jul	Aug	Sep	Oct	Nov	Dec	Thru Nov	% Change	Total
<b>Civil</b>	Administrative Law	2017	-	-	-	-	-	-	-	1	-	-	-	1	1	1
		2016	-	-	-	-	-	-	-	-	-	-	-	0	↔	0
	Contested Divorce	2017	-	1	3	2	2	1	-	-	1	3	-	13	18%	13
		2016	-	1	1	2	-	2	3	1	1	-	1	11	▲	12
	Domestic and Family - Level 1	2017	-	1	-	-	1	-	-	-	1	-	-	3	0%	3
		2016	-	-	-	-	1	-	-	-	2	-	-	3	↔	3
	Domestic and Family - Level 2	2017	-	-	-	-	-	-	-	-	-	-	-	0	-100%	0
		2016	-	-	-	-	-	1	-	-	-	1	-	2	▼	2
	General Civil - Level 1	2017	-	-	2	-	2	1	-	1	-	-	-	6	500%	6
		2016	-	-	-	1	-	-	-	-	-	-	1	1	▲	2
	General Civil - Level 2	2017	3	1	4	4	2	4	1	3	4	1	4	31	15%	31
		2016	4	4	2	2	4	1	1	2	3	2	4	27	▲	31
	General Civil - Level 3	2017	1	1	10	2	-	1	1	3	3	1	1	24	-23%	24
		2016	1	12	6	3	1	1	-	1	1	5	-	31	▼	31
<b>Criminal</b>	Probates/Wills & Trusts - Level 1	2017	-	-	-	1	-	-	-	-	-	-	-	1	0%	1
		2016	1	-	-	-	-	-	-	-	-	-	-	1	↔	1
	Probates/Wills & Trusts - Level 2	2017	-	-	-	-	-	-	-	1	-	2	-	3	-25%	3
		2016	-	-	-	-	1	-	-	-	-	3	-	4	▼	4
	Protective Orders	2017	-	-	-	-	-	-	-	-	1	-	-	1	0%	1
		2016	-	-	-	1	-	-	-	-	-	-	-	1	↔	1
	Uncontested Divorce	2017	2	1	2	3	-	1	2	3	-	1	3	18	29%	18
		2016	-	3	2	-	-	-	3	3	1	2	1	14	▲	15
	Felonies and Related Matters	2017	17	14	22	16	4	32	17	16	15	16	5	174	-31%	174
		2016	23	11	6	81	8	12	21	4	22	53	12	253	▼	259
<b>Miscellaneous</b>	Misdemeanor	2017	17	-	6	7	5	17	1	4	3	11	4	75	-29%	75
		2016	1	11	2	49	4	5	8	2	7	9	8	106	▼	106
	Other Criminally Related Matters	2017	-	-	-	-	-	1	-	1	-	1	-	3	-57%	3
		2016	-	-	1	-	-	-	3	1	1	-	1	7	▼	7
<b>Other</b>	Miscellaneous	2017	21	31	28	23	13	26	24	36	9	21	30	262	-1%	262
		2016	30	42	27	19	15	11	23	27	17	26	27	264	▼	280
<b>Other</b>	Other	2017	6	2	-	5	-	4	-	5	1	3	2	28	17%	28
		2016	1	2	4	1	2	2	4	3	2	1	2	24	▲	28


January 2016 -- November 2017 Filings

Dashboard

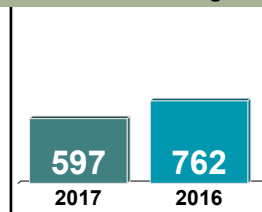
Court: Northumberland Circuit  
 Start/End Date: Jan-16 / Nov-17  
 2016 Average Month: 67  
 Jan-Nov 2016: 762  
 Filings Trending: ▼

Circuit/Court ID: 15  
 215133  
 Type of Case: Filings  
 2017 Average Month: 54  
 Jan-Nov 2017 : 597  
 Overall AVG. Month: 61

Monthly Filings Summary



Jan --- Nov Filings



Filings by Division

		Jan	Feb	Mar	Apr	May	Jun	Jul	Aug	Sep	Oct	Nov	Dec	Thru Nov	% Change	Total
<b>Total</b>	2017	90	49	84	50	37	57	23	48	57	41	61	-	597	-22%	597
	2016	71	76	57	71	71	41	41	59	91	101	83	38	762	▼	800
<b>Civil</b>	2017	5	9	9	11	9	5	6	5	15	5	8	-	87	34%	87
	2016	5	6	4	9	5	5	4	10	4	6	7	3	65	▲	68
<b>Criminal</b>	2017	57	19	40	22	12	30	4	23	17	7	13	-	244	-45%	244
	2016	29	37	31	46	51	16	13	32	68	69	50	18	442	▼	460
<b>Miscellaneous</b>	2017	28	21	33	17	16	20	12	19	25	28	40	-	259	4%	259
	2016	36	33	22	16	15	20	21	16	19	26	26	15	250	▲	265
<b>Other</b>	2017	-	-	2	-	-	2	1	1	-	1	-	-	7	40%	7
	2016	1	-	-	-	-	-	3	1	-	-	-	2	5	▲	7

Filings by Division & Case Category

		Jan	Feb	Mar	Apr	May	Jun	Jul	Aug	Sep	Oct	Nov	Dec	Thru Nov	% Change	Total
<b>Civil</b>	Contested Divorce	2017	1	1	1	1	2	1	2	-	1	-	-	11	0%	11
		2016	1	2	1	3	-	1	-	1	1	1	-	11	↔	11
	Domestic and Family - Level 1	2017	-	1	-	-	-	-	-	-	-	-	-	1	-80%	1
		2016	-	1	-	-	3	-	-	-	1	-	1	5	▼	6
	Domestic and Family - Level 2	2017	-	-	-	1	-	-	1	2	-	-	-	4	-33%	4
		2016	1	-	-	3	-	-	2	-	-	-	-	6	▼	6
	General Civil - Level 1	2017	-	2	-	-	-	-	-	-	-	-	-	2	2	2
		2016	-	-	-	-	-	-	-	-	-	-	-	0	↔	0
	General Civil - Level 2	2017	3	3	2	5	2	1	-	4	1	2	-	23	92%	23
		2016	2	2	-	2	1	2	-	-	-	3	2	12	▲	14
	General Civil - Level 3	2017	1	1	1	2	1	2	-	6	3	2	-	21	133%	21
		2016	-	-	-	1	1	1	3	-	1	1	-	9	▲	9
<b>Criminal</b>	Probates/Wills & Trusts - Level 1	2017	-	-	-	1	-	-	-	-	-	-	-	1	1	1
		2016	-	-	-	-	-	-	-	-	-	-	-	0	↔	0
	Probates/Wills & Trusts - Level 2	2017	-	-	1	-	1	-	-	-	-	1	-	3	3	3
		2016	-	-	-	-	-	-	-	-	-	-	-	0	↔	0
	Uncontested Divorce	2017	-	1	4	2	2	2	2	3	-	3	-	21	-5%	21
		2016	1	1	3	2	2	-	5	3	3	2	-	22	▼	22
<b>Miscellaneous</b>	Felonies and Related Matters	2017	45	16	32	20	11	21	16	14	4	10	-	190	-44%	190
		2016	24	36	29	33	44	13	25	54	26	43	10	337	▼	347
	Misdemeanor	2017	8	3	8	2	1	7	1	5	1	3	-	42	-51%	42
		2016	3	1	1	10	7	2	3	2	11	40	6	86	▼	94
	Other Criminally Related Matters	2017	4	-	-	-	-	2	2	2	2	-	-	12	-37%	12
		2016	2	-	1	3	-	1	5	3	3	1	-	19	▼	19
<b>Other</b>	Miscellaneous	2017	28	21	33	17	16	20	12	19	25	28	-	259	4%	259
		2016	36	33	22	16	15	20	21	16	19	26	15	250	▲	265
<b>Other</b>	Other	2017	-	-	2	-	-	2	1	1	-	1	-	7	40%	7
		2016	1	-	-	-	-	3	1	-	-	-	2	5	▲	7

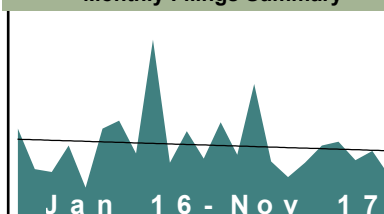
January 2016 -- November 2017 Filings

## Dashboard

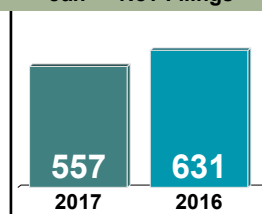
Court: Richmond County Circuit  
 Start/End Date: Jan-16 / Nov-17  
 2016 Average Month: 56  
 Jan-Nov 2016: 631  
 Filings Trending: ▼

Circuit/Court ID: 15  
 215159  
 Type of Case: Filings  
 2017 Average Month: 51  
 Jan-Nov 2017 : 557  
 Overall AVG. Month: 54

## Monthly Filings Summary



## Jan --- Nov Filings



## Filings by Division

		Jan	Feb	Mar	Apr	May	Jun	Jul	Aug	Sep	Oct	Nov	Dec	Thru Nov	% Change	Total
<b>Total</b>	2017	71	46	100	41	29	40	53	56	42	49	30	-	557	-12%	557
	2016	66	35	33	53	21	66	72	47	134	40	64	43	631	▼	674
<b>Civil</b>	2017	1	1	7	5	3	4	2	11	6	11	3	-	54	64%	54
	2016	1	4	4	3	3	4	2	4	2	1	5	1	33	▲	34
<b>Criminal</b>	2017	25	26	7	18	6	3	17	22	16	17	7	-	164	-40%	164
	2016	10	7	4	31	1	28	16	25	96	20	35	19	273	▼	292
<b>Miscellaneous</b>	2017	12	14	29	9	12	17	12	15	13	13	12	-	158	7%	158
	2016	14	12	16	8	12	17	12	13	18	8	18	18	148	▲	166
<b>Other</b>	2017	33	5	57	9	8	16	22	8	7	8	8	-	181	2%	181
	2016	41	12	9	11	5	17	42	5	18	11	6	5	177	▲	182

## Filings by Division &amp; Case Category

		Jan	Feb	Mar	Apr	May	Jun	Jul	Aug	Sep	Oct	Nov	Dec	Thru Nov	% Change	Total
<b>Civil</b>	Administrative Law	2017	-	-	1	-	-	-	-	-	-	-	-	1	0%	1
		2016	-	-	-	1	-	-	-	-	-	-	-	1	↔	1
	Contested Divorce	2017	-	-	-	1	-	-	1	1	-	-	-	3	50%	3
		2016	-	-	-	1	-	-	-	-	-	1	-	2	▲	2
	Domestic and Family - Level 1	2017	-	-	-	-	1	-	1	-	1	-	-	3	-40%	3
		2016	-	1	1	1	-	-	2	-	-	-	-	5	▼	5
	Domestic and Family - Level 2	2017	-	-	-	-	1	-	1	-	-	-	-	2	100%	2
		2016	-	-	-	-	-	-	1	-	-	-	-	1	▲	1
	General Civil - Level 2	2017	-	1	2	-	1	2	4	3	-	2	-	17	70%	17
		2016	-	1	1	-	2	2	-	1	-	2	-	10	▲	10
<b>Criminal</b>	General Civil - Level 3	2017	1	-	1	2	-	-	2	1	8	-	-	15	114%	15
		2016	-	1	2	-	1	1	-	-	-	2	1	7	▲	8
	Probates/Wills & Trusts - Level 2	2017	-	-	1	1	-	-	1	-	1	-	-	4	100%	4
		2016	-	-	-	-	1	-	1	-	-	-	-	2	▲	2
	Uncontested Divorce	2017	-	-	2	1	2	-	1	1	1	1	-	9	80%	9
		2016	1	1	-	-	1	-	-	1	1	-	-	5	▲	5
	Felonies and Related Matters	2017	18	23	5	11	3	-	14	13	13	12	5	117	-43%	117
		2016	6	3	1	18	1	20	12	14	89	18	25	207	▼	224
	Misdemeanor	2017	6	3	1	-	1	2	5	2	2	2	-	25	-46%	25
		2016	4	3	1	10	-	7	3	9	5	1	3	46	▼	46
<b>Miscellaneous</b>	Other Criminally Related Matters	2017	1	-	1	7	2	1	2	4	1	3	-	22	10%	22
		2016	-	1	2	3	-	1	1	2	2	1	7	20	▲	22
<b>Other</b>	Miscellaneous	2017	12	14	29	9	12	17	12	15	13	13	12	158	7%	158
		2016	14	12	16	8	12	17	12	13	18	8	18	148	▲	166
<b>Other</b>	Other	2017	33	5	57	9	8	16	22	8	7	8	8	181	2%	181
		2016	41	12	9	11	5	17	42	5	18	11	6	177	▲	182

January 2016 -- November 2017 Filings

Dashboard

Court: Spotsylvania Circuit

Start/End Date: Jan-16 / Nov-17

2016 Average Month: 646

Jan-Nov 2016: 7,205

Filings Trending: ↔

Circuit/Court ID: 15

215177


Type of Case: Filings

2017 Average Month: 657

Jan-Nov 2017 : 7,228

Overall AVG. Month: 651

Monthly Filings Summary



Jan --- Nov Filings

7,228

7,205

2017

2016

Filings by Division																
		Jan	Feb	Mar	Apr	May	Jun	Jul	Aug	Sep	Oct	Nov	Dec	Thru Nov	% Change	Total
Total	2017	616	668	681	495	712	631	620	789	742	603	671	-	7,228	0%	7,228
	2016	1,229	588	711	644	491	621	572	510	620	626	593	550	7,205	▲	7,755
Civil	2017	78	98	102	81	112	108	114	117	120	102	86	-	1,118	16%	1,118
	2016	62	87	107	86	72	60	112	81	98	97	102	96	964	▲	1,060
Criminal	2017	186	289	292	217	342	263	275	429	348	249	291	-	3,181	27%	3,181
	2016	156	162	272	326	198	291	205	177	263	241	214	198	2,505	▲	2,703
Miscellaneous	2017	276	271	279	189	247	237	216	234	233	243	283	-	2,708	-6%	2,708
	2016	285	322	319	225	208	247	245	243	247	276	263	248	2,880	▼	3,128
Other	2017	76	10	8	8	11	23	15	9	41	9	11	-	221	-74%	221
	2016	726	17	13	7	13	23	10	9	12	12	14	8	856	▼	864

Filings by Division & Case Category																	
			Jan	Feb	Mar	Apr	May	Jun	Jul	Aug	Sep	Oct	Nov	Dec	Thru Nov	% Change	Total
Civil	Administrative Law	2017	-	-	2	1	-	3	2	-	1	4	1	-	14	40%	14
		2016	-	-	-	1	1	-	1	1	3	1	2	1	10	▲	11
	Contested Divorce	2017	11	15	14	12	12	14	4	12	6	11	3	-	114	36%	114
		2016	7	6	8	8	8	5	8	11	5	9	9	7	84	▲	91
	Domestic and Family - Level 1	2017	14	33	18	1	30	27	28	24	25	20	34	-	254	-6%	254
		2016	15	29	28	38	15	10	29	18	19	31	38	44	270	▼	314
	Domestic and Family - Level 2	2017	9	4	9	8	8	5	40	10	36	14	2	-	145	107%	145
		2016	-	5	13	4	1	4	17	10	6	7	3	2	70	▲	72
	General Civil - Level 1	2017	-	-	-	1	-	2	-	-	1	-	-	-	4	-50%	4
		2016	-	-	2	-	-	-	4	-	1	1	-	2	8	▼	10
	General Civil - Level 2	2017	14	12	14	24	19	26	8	22	17	18	18	-	192	30%	192
		2016	8	10	19	10	15	14	18	13	18	11	12	10	148	▲	158
	General Civil - Level 3	2017	3	11	8	3	9	10	6	10	4	7	8	-	79	-15%	79
		2016	7	10	7	6	12	3	7	5	17	10	9	8	93	▼	101
Probates/Wills & Trusts - Level 1	2017	-	-	-	-	-	-	-	-	-	-	1	-	1	-50%	1	
	2016	-	2	-	-	-	-	-	-	-	-	-	-	2	▼	2	
Probates/Wills & Trusts - Level 2	2017	5	6	2	2	11	1	5	3	4	4	3	-	46	-10%	46	
	2016	2	9	1	4	6	4	3	3	4	7	8	1	51	▼	52	
Protective Orders	2017	-	1	-	-	-	-	-	-	-	-	-	-	1	-80%	1	
	2016	-	-	2	-	-	-	3	-	-	-	-	-	5	▼	5	
Uncontested Divorce	2017	22	16	35	29	23	20	21	36	26	24	16	-	268	20%	268	
	2016	23	16	27	15	14	20	22	20	25	20	21	21	223	▲	244	
Criminal	Capital Murder	2017	-	-	1	-	-	-	-	-	-	-	-	-	1	-50%	1
		2016	-	-	-	-	-	-	-	-	-	-	2	-	2	▼	2
	Felonies and Related Matters	2017	131	205	211	164	254	182	206	306	277	173	219	-	2,328	27%	2,328
		2016	114	106	172	269	132	216	152	127	203	182	162	148	1,835	▲	1,983
	Misdemeanor	2017	45	69	68	39	68	66	63	108	67	67	57	-	717	28%	717
		2016	38	47	85	51	57	60	42	39	53	47	40	39	559	▲	598
	Other Criminally Related Matters	2017	10	15	12	14	20	15	6	15	4	9	15	-	135	24%	135
		2016	4	9	15	6	9	15	11	11	7	12	10	11	109	▲	120
	Miscellaneous	2017	276	271	279	189	247	237	216	234	233	243	283	-	2,708	-6%	2,708
		2016	285	322	319	225	208	247	245	243	247	276	263	248	2,880	▼	3,128
	Other	2017	76	10	8	8	11	23	15	9	41	9	11	-	221	-74%	221
		2016	726	17	13	7	13	23	10	9	12	12	14	8	856	▼	864

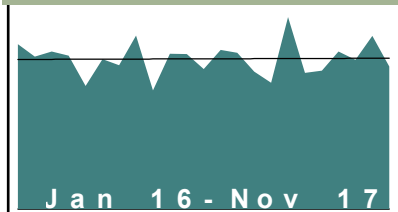
January 2016 -- November 2017 Filings

Dashboard

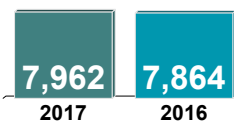
Court: Stafford Circuit  
 Start/End Date: Jan-16 / Nov-17  
 2016 Average Month: 711  
 Jan-Nov 2016: 7,864  
 Filings Trending: ↔

Circuit/Court ID: 15  
 215179  
 Type of Case: Filings  
 2017 Average Month: 724  
 Jan-Nov 2017 : 7,962  
 Overall AVG. Month: 717

Monthly Filings Summary



Jan --- Nov Filings



Filings by Division

		Jan	Feb	Mar	Apr	May	Jun	Jul	Aug	Sep	Oct	Nov	Dec	Thru Nov	% Change	Total
<b>Total</b>	2017	760	746	656	603	916	650	661	752	712	826	680	-	7,962	1%	7,962
	2016	787	728	752	732	588	716	686	828	566	741	740	668	7,864	▲	8,532
<b>Civil</b>	2017	68	72	91	90	89	101	80	89	93	75	68	-	916	0%	916
	2016	62	78	103	76	92	91	70	88	92	77	91	80	920	▼	1,000
<b>Criminal</b>	2017	414	404	278	287	570	288	324	384	343	463	327	-	4,082	6%	4,082
	2016	409	329	275	410	273	356	353	455	247	397	339	328	3,843	▲	4,171
<b>Miscellaneous</b>	2017	274	270	287	225	256	260	257	279	275	285	284	-	2,952	-5%	2,952
	2016	315	321	373	246	222	268	262	285	225	267	310	260	3,094	▼	3,354
<b>Other</b>	2017	4	-	-	1	1	1	-	-	1	3	1	-	12	71%	12
	2016	1	-	1	-	1	1	1	-	2	-	-	-	7	▲	7

Filings by Division & Case Category

			Jan	Feb	Mar	Apr	May	Jun	Jul	Aug	Sep	Oct	Nov	Dec	Thru Nov	% Change	Total
Civil	Administrative Law	2017	1	1	1	2	1	2	1	3	1	-	1	-	14	-7%	14
		2016	2	-	1	1	2	1	1	2	2	2	1	1	15	▼	16
	Contested Divorce	2017	14	9	12	16	9	9	7	13	8	13	10	-	120	7%	120
		2016	6	8	14	15	7	10	13	10	6	8	15	10	112	▲	122
	Domestic and Family - Level 1	2017	11	8	10	14	11	18	12	11	17	7	7	-	126	8%	126
		2016	3	13	8	9	10	11	13	3	21	13	13	18	117	▲	135
	Domestic and Family - Level 2	2017	-	2	5	10	5	6	5	6	4	2	5	-	50	25%	50
		2016	1	4	2	2	4	2	2	9	6	4	4	10	40	▲	50
	General Civil - Level 1	2017	2	-	1	1	2	1	2	1	3	2	1	-	16	78%	16
		2016	-	-	1	-	1	-	1	1	2	2	1	-	9	▲	9
	General Civil - Level 2	2017	9	21	12	12	19	25	15	10	20	15	14	-	172	-11%	172
		2016	12	12	25	16	21	26	18	17	19	14	13	12	193	▼	205
	General Civil - Level 3	2017	8	5	12	8	9	13	10	7	15	8	10	-	105	-4%	105
		2016	11	9	11	8	11	7	5	15	7	10	15	7	109	▼	116
	Probates/Wills & Trusts - Level 1	2017	-	-	-	1	-	-	-	-	-	-	-	-	1	-50%	1
		2016	-	1	-	-	-	1	-	-	-	-	-	-	2	▼	2
Probates/Wills & Trusts - Level 2	2017	1	3	3	3	4	2	6	6	3	1	3	-	35	9%	35	
	2016	2	4	3	1	2	1	4	4	3	4	4	-	32	▲	32	
Uncontested Divorce	2017	22	23	35	23	29	25	22	32	22	27	17	-	277	-5%	277	
	2016	25	27	38	24	34	32	13	27	26	20	25	22	291	▼	313	
Criminal	Capital Murder	2017	-	-	-	-	-	-	-	-	-	-	-	-	0	-100%	0
		2016	-	-	-	-	-	-	-	-	-	-	4	-	4	▼	4
	Felonies and Related Matters	2017	281	264	176	178	407	192	195	228	213	260	179	-	2,573	0%	2,573
		2016	263	206	148	276	176	252	246	327	172	257	239	200	2,562	▲	2,762
	Misdemeanor	2017	113	128	84	92	141	79	112	126	96	180	116	-	1,267	14%	1,267
		2016	132	112	110	118	81	91	88	119	64	117	76	110	1,108	▲	1,218
	Other Criminally Related Matters	2017	20	12	18	17	22	17	17	30	34	23	32	-	242	43%	242
		2016	14	11	17	16	16	13	19	9	11	19	24	18	169	▲	187
Miscellaneous	Other	2017	4	-	-	1	1	1	-	-	1	3	1	-	12	71%	12
		2016	1	-	1	-	1	1	1	-	2	-	-	-	7	▲	7




January 2016 -- November 2017 Filings

Dashboard

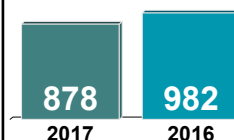
**Court:** Westmoreland Circuit  
**Start/End Date:** Jan-16 / Nov-17  
**2016 Average Month:** 86  
**Jan-Nov 2016:** 982  
**Filings Trending:** ▼

**Circuit/Court ID:** 15  
**215193**  
**Type of Case:** Filings  
**2017 Average Month:** 80  
**Jan-Nov 2017 :** 878  
**Overall AVG. Month:** 83

Monthly Filings Summary



Jan --- Nov Filings



Filings by Division

		Jan	Feb	Mar	Apr	May	Jun	Jul	Aug	Sep	Oct	Nov	Dec	Thru Nov	% Change	Total
<b>Total</b>	2017	107	48	90	67	67	70	94	83	57	112	83	-	878	-11%	878
	2016	121	50	185	70	97	63	106	57	93	69	71	45	982	▼	1,027
<b>Civil</b>	2017	15	3	8	9	15	13	12	12	8	7	16	-	118	4%	118
	2016	6	9	7	8	10	10	26	10	7	11	9	5	113	▲	118
<b>Criminal</b>	2017	68	15	48	37	22	18	58	35	32	62	31	-	426	-22%	426
	2016	74	10	141	45	55	33	50	29	55	32	22	21	546	▼	567
<b>Miscellaneous</b>	2017	24	28	33	20	29	34	23	36	17	43	36	-	323	2%	323
	2016	40	29	36	17	31	19	30	18	31	26	40	18	317	▲	335
<b>Other</b>	2017	-	2	1	1	1	5	1	-	-	-	-	-	11	83%	11
	2016	1	2	1	-	1	1	-	-	-	-	-	1	6	▲	7

Filings by Division & Case Category

		Jan	Feb	Mar	Apr	May	Jun	Jul	Aug	Sep	Oct	Nov	Dec	Thru Nov	% Change	Total
<b>Civil</b>	<b>Administrative Law</b>	2017	-	-	-	1	-	-	-	-	-	-	-	1	1	1
		2016	-	-	-	-	-	-	-	-	-	-	-	0	↔	0
	<b>Contested Divorce</b>	2017	5	-	1	1	3	1	-	1	2	1	-	15	200%	15
		2016	-	-	1	2	1	-	1	-	-	-	-	5	▲	5
	<b>Domestic and Family - Level 1</b>	2017	1	-	1	-	6	5	3	2	-	2	-	24	9%	24
		2016	-	-	-	1	-	6	3	-	9	3	1	22	▲	23
	<b>Domestic and Family - Level 2</b>	2017	1	-	-	-	-	-	1	-	-	-	-	2	0%	2
		2016	-	-	-	-	2	-	-	-	-	-	-	2	↔	2
	<b>General Civil - Level 1</b>	2017	-	-	-	1	1	-	-	-	-	-	-	2	2	2
		2016	-	-	-	-	-	-	-	-	-	-	-	0	↔	0
	<b>General Civil - Level 2</b>	2017	2	2	-	-	2	3	4	2	3	3	-	21	-36%	21
		2016	2	6	5	1	7	2	3	1	4	1	1	33	▼	34
	<b>General Civil - Level 3</b>	2017	3	-	1	2	1	2	3	2	-	3	-	18	-36%	18
		2016	3	-	-	2	4	17	3	2	-	-	3	28	▼	31
<b>Criminal</b>	<b>Probates/Wills &amp; Trusts - Level 1</b>	2017	-	-	-	-	-	-	-	-	-	2	-	2	2	2
		2016	-	-	-	-	-	-	-	-	-	-	-	0	↔	0
	<b>Probates/Wills &amp; Trusts - Level 2</b>	2017	-	-	-	1	1	1	1	-	-	-	-	4	-20%	4
		2016	-	1	-	-	1	-	-	-	1	2	-	5	▼	5
	<b>Uncontested Divorce</b>	2017	3	1	5	5	3	2	-	1	2	5	-	29	61%	29
		2016	1	2	1	2	2	-	5	1	-	3	-	18	▲	18
	<b>Felonies and Related Matters</b>	2017	57	7	20	37	9	8	25	24	53	18	-	300	-28%	300
		2016	52	7	135	30	50	24	35	13	42	18	13	419	▼	432
	<b>Misdemeanor</b>	2017	8	5	7	-	4	4	9	6	6	5	6	60	-27%	60
		2016	16	2	5	7	4	8	9	5	10	9	8	82	▼	90
<b>Miscellaneous</b>	<b>Other Criminally Related Matters</b>	2017	3	3	21	-	9	6	7	4	2	4	7	66	47%	66
		2016	6	1	1	8	1	1	6	11	3	5	2	45	▲	45
<b>Other</b>	<b>Miscellaneous</b>	2017	24	28	33	20	29	34	23	36	17	43	36	323	2%	323
		2016	40	29	36	17	31	19	30	18	31	26	40	317	▲	335
<b>Other</b>	<b>Other</b>	2017	-	2	1	1	1	5	1	-	-	-	-	11	83%	11
		2016	1	2	1	-	1	1	-	-	-	-	1	6	▲	7

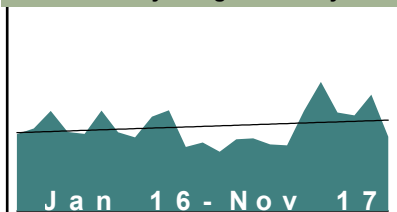
January 2016 -- November 2017 Filings

## Dashboard

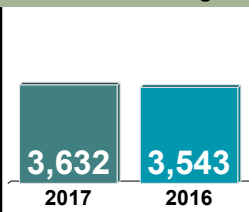
**Court:** Fredericksburg Circuit  
**Start/End Date:** Jan-16 / Nov-17  
**2016 Average Month:** 317  
**Jan-Nov 2016:** 3,543  
**Filings Trending:** ▲

**Circuit/Court ID:** 15  
**215630**  
**Type of Case:** Filings  
**2017 Average Month:** 330  
**Jan-Nov 2017 :** 3,632  
**Overall AVG. Month:** 323

## Monthly Filings Summary



## Jan --- Nov Filings



## Filings by Division

		Jan	Feb	Mar	Apr	May	Jun	Jul	Aug	Sep	Oct	Nov	Dec	Thru Nov	% Change	Total
<b>Total</b>	2017	227	274	278	255	251	383	493	376	366	445	284	-	3,632	3%	3,632
	2016	293	315	382	302	295	384	301	281	360	385	245	262	3,543	▲	3,805
<b>Civil</b>	2017	26	20	48	44	37	108	152	91	86	176	102	-	890	2%	890
	2016	58	91	98	68	114	99	64	72	106	51	51	80	872	▲	952
<b>Criminal</b>	2017	156	207	172	179	167	221	297	237	210	205	140	-	2,191	0%	2,191
	2016	182	166	246	192	143	237	190	168	204	298	163	153	2,189	▲	2,342
<b>Miscellaneous</b>	2017	43	45	56	30	45	46	41	46	68	62	37	-	519	15%	519
	2016	52	55	37	39	38	44	37	41	46	33	30	26	452	▲	478
<b>Other</b>	2017	2	2	2	2	2	8	3	2	2	2	5	-	32	7%	32
	2016	1	3	1	3	-	4	10	-	4	3	1	3	30	▲	33

## Filings by Division & Case Category

		Jan	Feb	Mar	Apr	May	Jun	Jul	Aug	Sep	Oct	Nov	Dec	Thru Nov	% Change	Total
<b>Civil</b>	<b>Administrative Law</b>	2017	-	-	-	-	1	-	3	-	-	2	-	6	50%	6
		2016	-	1	-	1	-	-	-	-	1	-	2	4	▲	6
	<b>Contested Divorce</b>	2017	-	1	3	2	4	20	12	12	11	13	7	85	-20%	85
		2016	6	11	15	11	18	5	12	8	12	4	4	106	▼	111
	<b>Domestic and Family - Level 1</b>	2017	2	-	7	4	8	2	2	6	9	12	-	64	-28%	64
		2016	2	13	4	6	1	34	3	6	19	1	-	89	▼	120
	<b>Domestic and Family - Level 2</b>	2017	14	-	10	10	-	59	12	11	9	50	-	175	-32%	175
		2016	11	20	23	9	51	25	14	26	31	25	25	258	▼	283
	<b>General Civil - Level 1</b>	2017	-	2	3	1	1	3	4	3	1	4	1	23	77%	23
		2016	-	1	1	-	1	3	2	2	1	1	1	13	▲	14
	<b>General Civil - Level 2</b>	2017	2	2	6	10	11	24	13	23	22	71	7	191	136%	191
		2016	8	7	4	8	6	10	11	10	8	5	4	81	▲	87
	<b>General Civil - Level 3</b>	2017	4	4	5	5	4	14	19	14	12	37	13	131	108%	131
		2016	4	5	6	5	5	1	7	12	5	8	4	63	▲	67
<b>Criminal</b>	<b>Probates/Wills &amp; Trusts - Level 1</b>	2017	-	-	-	-	-	-	-	1	1	-	-	2	2	2
		2016	-	-	-	-	-	-	-	-	-	-	-	0	↔	0
	<b>Probates/Wills &amp; Trusts - Level 2</b>	2017	-	1	3	2	1	1	3	2	4	-	-	17	70%	17
		2016	-	-	1	1	1	2	-	4	1	-	-	10	▲	10
	<b>Uncontested Divorce</b>	2017	4	10	11	10	8	43	33	19	20	28	10	196	-21%	196
		2016	27	33	44	27	30	15	21	13	19	8	11	248	▼	254
	<b>Felonies and Related Matters</b>	2017	99	152	120	139	127	170	221	174	156	133	104	1,595	0%	1,595
		2016	109	107	202	153	109	182	137	122	153	216	113	1,603	▼	1,714
	<b>Misdemeanor</b>	2017	56	48	45	38	32	44	70	56	47	62	31	529	-2%	529
		2016	70	51	39	35	31	51	50	42	49	76	44	538	▼	577
<b>Miscellaneous</b>	<b>Other Criminally Related Matters</b>	2017	1	7	7	2	8	7	6	7	7	10	5	67	40%	67
		2016	3	8	5	4	3	4	3	4	2	6	3	48	▲	51
<b>Other</b>		2017	43	45	56	30	45	46	41	46	68	62	37	519	15%	519
		2016	52	55	37	39	38	44	37	41	46	33	30	452	▲	478
<b>Other</b>		2017	2	2	2	2	2	8	3	2	2	2	5	32	7%	32
		2016	1	3	1	3	-	4	10	-	4	3	1	30	▲	33

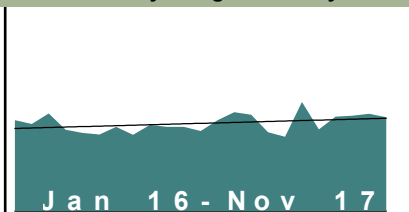
January 2016 -- November 2017 Filings

## Dashboard

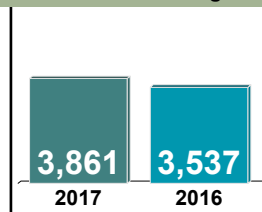
Court: Albemarle Circuit  
 Start/End Date: Jan-16 / Nov-17  
 2016 Average Month: 320  
 Jan-Nov 2016: 3,537  
 Filings Trending: ▲

Circuit/Court ID: 16  
 216003  
 Type of Case: Filings  
 2017 Average Month: 351  
 Jan-Nov 2017 : 3,861  
 Overall AVG. Month: 335

## Monthly Filings Summary



## Jan --- Nov Filings



## Filings by Division

		Jan	Feb	Mar	Apr	May	Jun	Jul	Aug	Sep	Oct	Nov	Dec	Thru Nov	% Change	Total
<b>Total</b>	2017	347	378	368	301	284	417	312	360	364	372	358	-	3,861	9%	3,861
	2016	347	333	373	310	298	292	321	291	329	321	322	306	3,537	▲	3,843
<b>Civil</b>	2017	48	123	99	72	46	97	60	53	63	97	64	-	822	-1%	822
	2016	90	123	84	64	88	58	62	61	66	65	66	56	827	▼	883
<b>Criminal</b>	2017	122	128	91	86	78	129	77	90	100	89	134	-	1,124	10%	1,124
	2016	88	65	110	94	80	90	88	97	104	94	109	112	1,019	▲	1,131
<b>Miscellaneous</b>	2017	171	122	175	130	128	160	126	188	158	145	138	-	1,641	0%	1,641
	2016	161	141	172	145	127	138	168	133	153	158	142	135	1,638	▲	1,773
<b>Other</b>	2017	6	5	3	13	32	31	49	29	43	41	22	-	274	417%	274
	2016	8	4	7	7	3	6	3	-	6	4	5	3	53	▲	56

## Filings by Division &amp; Case Category

		Jan	Feb	Mar	Apr	May	Jun	Jul	Aug	Sep	Oct	Nov	Dec	Thru Nov	% Change	Total
<b>Civil</b>	<b>Administrative Law</b>	2017	-	-	-	-	-	-	-	1	3	-	-	4	300%	4
		2016	-	-	-	-	-	-	-	-	-	1	-	1	▲	1
	<b>Contested Divorce</b>	2017	2	10	10	5	4	8	6	4	5	5	-	65	-10%	65
		2016	5	12	9	4	4	7	6	5	11	7	2	72	▼	74
	<b>Domestic and Family - Level 1</b>	2017	6	17	3	11	1	8	9	6	5	2	5	73	-14%	73
		2016	15	5	6	3	16	4	13	3	10	7	3	85	▼	92
	<b>Domestic and Family - Level 2</b>	2017	3	4	3	8	8	6	4	-	1	8	5	50	-29%	50
		2016	-	5	7	5	12	10	5	8	4	9	5	70	▼	76
	<b>General Civil - Level 1</b>	2017	3	2	1	1	-	3	3	-	2	4	2	21	75%	21
		2016	2	5	2	-	-	2	-	1	-	-	-	12	▲	12
	<b>General Civil - Level 2</b>	2017	10	52	35	15	17	44	20	29	32	23	-	299	9%	299
		2016	26	47	32	27	24	18	24	17	17	27	17	274	▲	291
<b>Criminal</b>	<b>General Civil - Level 3</b>	2017	3	21	26	12	2	13	3	5	11	23	11	130	14%	130
		2016	23	28	10	7	10	5	5	7	5	4	10	114	▲	117
	<b>Probates/Wills &amp; Trusts - Level 1</b>	2017	1	-	-	-	-	-	-	-	-	1	-	2	100%	2
		2016	-	1	-	-	-	-	-	-	-	-	-	1	▲	1
	<b>Probates/Wills &amp; Trusts - Level 2</b>	2017	1	2	4	4	1	3	1	1	-	1	-	18	-40%	18
		2016	3	4	3	-	3	2	3	2	4	3	3	30	▼	32
	<b>Uncontested Divorce</b>	2017	19	15	17	16	13	12	15	10	19	12	-	160	-5%	160
		2016	16	16	15	18	19	12	12	14	18	15	19	168	▼	187
	<b>Felonies and Related Matters</b>	2017	83	92	58	61	53	92	50	73	69	76	99	806	13%	806
		2016	49	56	76	66	58	64	61	70	75	77	63	715	▲	805
	<b>Misdemeanor</b>	2017	30	30	23	24	24	34	26	16	30	10	30	277	-1%	277
		2016	38	9	32	25	22	22	25	24	27	16	39	279	▼	300
<b>Miscellaneous</b>	<b>Other Criminally Related Matters</b>	2017	9	6	10	1	1	3	1	1	1	3	5	41	64%	41
		2016	1	-	2	3	-	4	2	3	2	1	7	25	▲	26
<b>Other</b>		2017	171	122	175	130	128	160	126	188	158	145	138	1,641	0%	1,641
		2016	161	141	172	145	127	138	168	133	153	158	142	1,638	▲	1,773
<b>Other</b>		2017	6	5	3	13	32	31	49	29	43	41	22	274	417%	274
		2016	8	4	7	7	3	6	3	-	6	4	5	53	▲	56

January 2016 -- November 2017 Filings

## Dashboard

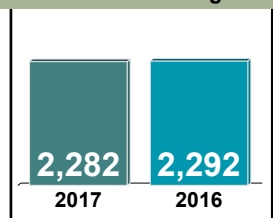
Court: Culpeper Circuit  
 Start/End Date: Jan-16 / Nov-17  
 2016 Average Month: 206  
 Jan-Nov 2016: 2,292  
 Filings Trending: ↔

Circuit/Court ID: 16  
 216047  
 Type of Case: Filings  
 2017 Average Month: 207  
 Jan-Nov 2017 : 2,282  
 Overall AVG. Month: 206

## Monthly Filings Summary



## Jan --- Nov Filings



## Filings by Division

		Jan	Feb	Mar	Apr	May	Jun	Jul	Aug	Sep	Oct	Nov	Dec	Thru Nov	% Change	Total
<b>Total</b>	2017	196	199	259	173	175	202	176	208	229	237	228	-	2,282	0%	2,282
	2016	181	270	214	156	174	244	217	259	162	230	185	174	2,292	▼	2,466
<b>Civil</b>	2017	31	26	57	29	31	28	30	33	49	46	34	-	394	-2%	394
	2016	29	41	47	30	35	34	45	36	29	44	30	24	400	▼	424
<b>Criminal</b>	2017	68	75	100	66	56	93	67	78	95	99	96	-	893	9%	893
	2016	33	81	47	57	55	126	68	123	54	107	67	69	818	▲	887
<b>Miscellaneous</b>	2017	96	97	102	76	84	79	78	97	84	92	98	-	983	-7%	983
	2016	119	147	119	69	81	80	100	99	78	76	86	81	1,054	▼	1,135
<b>Other</b>	2017	1	1	-	2	4	2	1	-	1	-	-	-	12	-40%	12
	2016	-	1	1	-	3	4	4	1	1	3	2	-	20	▼	20

## Filings by Division &amp; Case Category

		Jan	Feb	Mar	Apr	May	Jun	Jul	Aug	Sep	Oct	Nov	Dec	Thru Nov	% Change	Total
<b>Civil</b>	Administrative Law	2017	-	-	-	-	-	-	-	-	-	-	-	0	-100%	0
		2016	-	-	-	1	-	1	-	1	-	1	-	4	▼	4
	Contested Divorce	2017	1	4	7	5	5	3	8	3	1	6	7	50	16%	50
		2016	2	4	7	4	3	3	7	5	2	4	2	43	▲	47
	Domestic and Family - Level 1	2017	4	1	7	1	5	1	3	8	11	20	5	66	-13%	66
		2016	6	11	5	4	4	3	7	10	3	12	11	76	▼	79
	Domestic and Family - Level 2	2017	5	4	2	5	1	6	3	-	4	1	3	34	48%	34
		2016	3	1	2	1	2	2	1	4	3	1	3	23	▲	25
	General Civil - Level 1	2017	1	3	1	-	-	-	1	-	-	-	-	6	20%	6
		2016	-	-	-	-	1	-	1	-	1	1	-	5	▲	5
	General Civil - Level 2	2017	4	1	7	5	3	5	3	6	12	3	3	52	-40%	52
		2016	7	7	16	6	8	8	11	5	4	11	3	86	▼	89
	General Civil - Level 3	2017	5	1	7	2	3	1	4	5	1	4	2	35	-17%	35
		2016	4	3	7	3	5	4	5	-	4	3	4	42	▼	44
<b>Criminal</b>	Probates/Wills & Trusts - Level 1	2017	-	-	1	-	-	-	-	-	-	1	-	2	100%	2
		2016	-	-	-	-	-	1	-	-	-	-	-	1	▲	1
	Probates/Wills & Trusts - Level 2	2017	-	1	-	2	2	1	-	1	1	-	1	9	80%	9
		2016	-	1	1	-	1	-	-	1	1	-	1	5	▲	6
	Uncontested Divorce	2017	11	11	25	9	12	11	8	10	19	11	13	140	22%	140
		2016	7	14	9	12	11	13	12	11	10	11	5	115	▲	124
	Capital Murder	2017	-	-	-	-	-	-	-	-	-	-	-	0	-100%	0
		2016	-	8	-	-	-	-	-	-	-	-	-	8	▼	8
	Felonies and Related Matters	2017	58	60	75	46	34	73	56	58	66	75	76	677	10%	677
		2016	30	59	32	43	46	90	53	91	38	82	52	616	▲	666
	Misdemeanor	2017	8	13	23	17	22	14	8	16	27	22	18	188	15%	188
		2016	1	11	11	10	6	33	13	30	13	23	12	163	▲	181
	Other Criminally Related Matters	2017	2	2	2	3	-	6	3	4	2	2	2	28	-10%	28
		2016	2	3	4	4	3	3	2	2	3	2	3	31	▼	32
<b>Miscellaneous</b>		2017	96	97	102	76	84	79	78	97	84	92	98	983	-7%	983
		2016	119	147	119	69	81	80	100	99	78	76	86	1,054	▼	1,135
<b>Other</b>		2017	1	1	-	2	4	2	1	-	1	-	-	12	-40%	12
		2016	-	1	1	-	3	4	4	1	1	3	2	20	▼	20

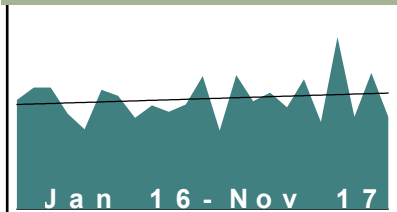
January 2016 -- November 2017 Filings

Dashboard

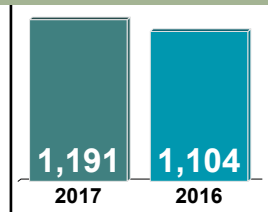
Court: Fluvanna Circuit  
 Start/End Date: Jan-16 / Nov-17  
 2016 Average Month: 103  
 Jan-Nov 2016: 1,104  
 Filings Trending: ▲

Circuit/Court ID: 16  
 216065  
 Type of Case: Filings  
 2017 Average Month: 108  
 Jan-Nov 2017 : 1,191  
 Overall AVG. Month: 105

Monthly Filings Summary



Jan --- Nov Filings



Filings by Division

		Jan	Feb	Mar	Apr	May	Jun	Jul	Aug	Sep	Oct	Nov	Dec	Thru Nov	% Change	Total
<b>Total</b>	2017	75	128	103	111	97	124	83	164	88	130	88	-	1,191	8%	1,191
	2016	104	116	116	91	76	114	108	87	99	93	100	127	1,104	▲	1,231
<b>Civil</b>	2017	14	13	10	14	37	14	18	13	18	21	12	-	184	14%	184
	2016	8	15	13	10	8	26	16	16	16	19	14	11	161	▲	172
<b>Criminal</b>	2017	14	69	24	56	22	65	18	87	20	56	15	-	446	23%	446
	2016	15	34	54	39	21	38	36	36	32	32	26	59	363	▲	422
<b>Miscellaneous</b>	2017	47	45	68	41	38	45	47	64	50	53	61	-	559	-4%	559
	2016	81	67	49	42	47	50	56	35	51	42	60	57	580	▼	637
<b>Other</b>	2017	-	1	1	-	-	-	-	-	-	-	-	-	2	2	2
	2016	-	-	-	-	-	-	-	-	-	-	-	-	0	↔	0

Filings by Division & Case Category

		Jan	Feb	Mar	Apr	May	Jun	Jul	Aug	Sep	Oct	Nov	Dec	Thru Nov	% Change	Total
<b>Civil</b>	Administrative Law	2017	-	-	-	-	-	-	-	-	-	-	-	0	-100%	0
		2016	1	-	-	-	-	-	-	-	-	-	1	1	▼	2
	Contested Divorce	2017	1	-	1	2	1	2	-	2	-	2	-	11	-48%	11
		2016	1	2	3	1	3	3	1	2	2	-	2	21	▼	23
	Domestic and Family - Level 1	2017	1	1	1	2	14	5	10	3	7	3	-	47	147%	47
		2016	1	3	-	1	1	3	4	2	2	1	1	19	▲	19
	Domestic and Family - Level 2	2017	1	5	3	-	4	3	2	1	2	3	-	24	26%	24
		2016	2	1	1	1	-	2	2	-	1	6	3	19	▲	20
	General Civil - Level 1	2017	-	-	-	-	-	-	-	2	2	-	-	4	100%	4
		2016	-	-	-	1	-	1	-	-	-	-	-	2	▲	2
	General Civil - Level 2	2017	9	-	3	1	4	-	1	3	4	3	2	30	-19%	30
		2016	-	3	3	1	-	5	2	7	8	4	4	37	▼	39
	General Civil - Level 3	2017	1	2	-	3	9	1	3	1	-	2	1	23	21%	23
		2016	1	-	1	3	-	3	1	4	1	4	1	19	▲	19
<b>Criminal</b>	Probates/Wills & Trusts - Level 1	2017	-	-	-	-	-	-	-	-	-	-	-	0	-100%	0
		2016	-	-	1	-	1	-	-	-	-	-	-	2	▼	2
	Probates/Wills & Trusts - Level 2	2017	-	-	2	1	-	1	-	-	-	-	-	4	100%	4
		2016	-	-	1	-	-	-	-	-	-	1	2	2	▲	4
	Uncontested Divorce	2017	1	5	-	5	5	2	2	3	3	6	9	41	5%	41
		2016	2	6	3	2	4	8	4	2	2	4	3	39	▲	42
	Felonies and Related Matters	2017	11	51	15	48	15	55	6	56	17	45	5	324	48%	324
		2016	9	23	48	30	9	24	13	15	18	19	11	219	▲	258
	Misdemeanor	2017	2	9	9	1	4	6	7	23	3	11	5	80	-31%	80
		2016	4	9	6	7	12	12	14	18	12	12	10	116	▼	134
<b>Miscellaneous</b>	Other Criminally Related Matters	2017	1	9	-	7	3	4	5	8	-	-	5	42	50%	42
		2016	2	2	-	2	-	2	9	3	2	1	5	28	▲	30
<b>Other</b>	Miscellaneous	2017	47	45	68	41	38	45	47	64	50	53	61	559	-4%	559
		2016	81	67	49	42	47	50	56	35	51	42	60	580	▼	637
<b>Other</b>	Other	2017	-	1	1	-	-	-	-	-	-	-	-	2	2	2
		2016	-	-	-	-	-	-	-	-	-	-	-	0	↔	0


January 2016 -- November 2017 Filings

Dashboard

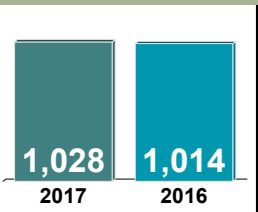
**Court:** Goochland Circuit  
**Start/End Date:** Jan-16 / Nov-17  
**2016 Average Month:** 90  
**Jan-Nov 2016:** 1,014  
**Filings Trending:** ↔

**Circuit/Court ID:** 16  
**216075**  
**Type of Case:** Filings  
**2017 Average Month:** 93  
**Jan-Nov 2017 :** 1,028  
**Overall AVG. Month:** 92

Monthly Filings Summary



Jan --- Nov Filings



Filings by Division

		Jan	Feb	Mar	Apr	May	Jun	Jul	Aug	Sep	Oct	Nov	Dec	Thru Nov	% Change	Total
<b>Total</b>	2017	86	107	120	75	91	76	91	104	86	94	98	-	1,028	1%	1,028
	2016	119	93	94	93	80	90	94	92	62	94	103	69	1,014	▲	1,083
<b>Civil</b>	2017	20	14	22	18	32	16	12	17	10	19	17	-	197	10%	197
	2016	18	17	24	13	14	14	15	18	15	18	13	11	179	▲	190
<b>Criminal</b>	2017	18	29	41	15	17	10	41	15	15	28	13	-	242	-2%	242
	2016	31	11	18	34	25	30	17	10	14	23	34	22	247	▼	269
<b>Miscellaneous</b>	2017	46	62	56	40	41	47	36	71	59	45	65	-	568	0%	568
	2016	69	65	49	44	40	44	59	63	30	52	55	36	570	▼	606
<b>Other</b>	2017	2	2	1	2	1	3	2	1	2	2	3	-	21	17%	21
	2016	1	-	3	2	1	2	3	1	3	1	1	-	18	▲	18

Filings by Division & Case Category

			Jan	Feb	Mar	Apr	May	Jun	Jul	Aug	Sep	Oct	Nov	Dec	Thru Nov	% Change	Total
Civil	Contested Divorce	2017	1	1	1	3	2	1	2	1	2	1	2	-	17	13%	17
		2016	1	-	3	2	-	2	3	-	4	-	-	1	15	▲	16
	Domestic and Family - Level 1	2017	2	-	-	1	1	-	2	-	-	-	1	-	7	0%	7
		2016	2	1	-	-	-	1	-	-	2	-	1	-	7	↔	7
	Domestic and Family - Level 2	2017	1	1	-	-	-	2	-	2	-	-	-	2	8	33%	8
		2016	2	-	-	-	1	-	1	-	1	1	-	-	6	▲	6
	General Civil - Level 1	2017	-	-	1	-	-	-	-	2	-	-	-	-	3	200%	3
		2016	-	-	1	-	-	-	-	-	-	-	-	-	1	▲	1
	General Civil - Level 2	2017	4	2	9	2	8	3	2	3	2	2	10	9	54	32%	54
		2016	3	5	7	1	5	2	3	2	3	4	6	5	41	▲	46
	General Civil - Level 3	2017	7	5	7	10	12	5	1	5	1	1	1	1	55	-2%	55
		2016	6	5	6	7	3	4	2	8	5	8	2	2	56	▼	58
Probates/Wills & Trusts - Level 1	2017	1	-	-	-	-	1	1	-	-	-	-	-	3	3	3	3
	2016	-	-	-	-	-	-	-	-	-	-	-	-	0	↔	0	
Probates/Wills & Trusts - Level 2	2017	-	-	1	-	3	-	-	-	1	1	-	-	6	50%	6	
	2016	-	-	1	-	2	-	-	-	-	1	-	-	4	▲	4	
Uncontested Divorce	2017	4	5	3	2	6	4	4	4	4	4	5	3	44	-10%	44	
	2016	4	6	6	3	3	5	6	6	2	3	5	3	49	▼	52	
Criminal	Capital Murder	2017	1	-	-	-	-	-	-	-	-	-	-	-	1	1	1
		2016	-	-	-	-	-	-	-	-	-	-	-	-	0	↔	0
	Felonies and Related Matters	2017	10	23	29	6	7	4	34	6	10	23	9	-	161	33%	161
		2016	17	6	8	19	8	20	3	2	7	16	15	13	121	▲	134
	Misdemeanor	2017	6	6	10	6	9	4	7	8	5	3	3	-	67	-27%	67
		2016	9	4	8	10	13	7	9	7	6	3	16	7	92	▼	99
	Other Criminally Related Matters	2017	1	-	2	3	1	2	-	1	-	2	1	-	13	-62%	13
		2016	5	1	2	5	4	3	5	1	1	4	3	2	34	▼	36
	Miscellaneous	2017	46	62	56	40	41	47	36	71	59	45	65	-	568	0%	568
		2016	69	65	49	44	40	44	59	63	30	52	55	36	570	▼	606
	Other	2017	2	2	1	2	1	3	2	1	2	2	3	-	21	17%	21
		2016	1	-	3	2	1	2	3	1	3	1	1	-	18	▲	18



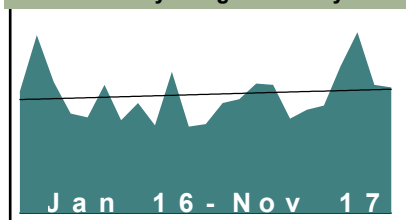
January 2016 -- November 2017 Filings

## Dashboard

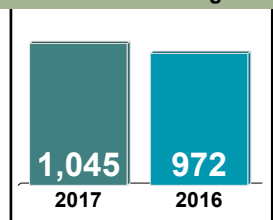
Court: Greene Circuit  
 Start/End Date: Jan-16 / Nov-17  
 2016 Average Month: 87  
 Jan-Nov 2016: 972  
 Filings Trending: ▲

Circuit/Court ID: 16  
 216079  
 Type of Case: Filings  
 2017 Average Month: 95  
 Jan-Nov 2017 : 1,045  
 Overall AVG. Month: 91

## Monthly Filings Summary



## Jan --- Nov Filings



## Filings by Division

		Jan	Feb	Mar	Apr	May	Jun	Jul	Aug	Sep	Oct	Nov	Dec	Thru Nov	% Change	Total
<b>Total</b>	2017	84	87	99	98	72	79	82	112	138	98	96	-	1,045	8%	1,045
	2016	93	136	100	76	73	98	71	84	67	108	66	68	972	▲	1,040
<b>Civil</b>	2017	12	7	17	11	14	8	15	13	10	11	9	-	127	13%	127
	2016	9	12	8	8	18	10	6	16	7	14	4	9	112	▲	121
<b>Criminal</b>	2017	34	20	29	38	20	30	21	32	65	34	25	-	348	20%	348
	2016	30	36	27	32	20	38	19	21	19	38	10	16	290	▲	306
<b>Miscellaneous</b>	2017	32	54	49	41	34	33	36	55	54	47	57	-	492	-6%	492
	2016	52	80	62	32	33	43	44	42	36	50	49	40	523	▼	563
<b>Other</b>	2017	6	6	4	8	4	8	10	12	9	6	5	-	78	66%	78
	2016	2	8	3	4	2	7	2	5	5	6	3	3	47	▲	50

## Filings by Division &amp; Case Category

		Jan	Feb	Mar	Apr	May	Jun	Jul	Aug	Sep	Oct	Nov	Dec	Thru Nov	% Change	Total
<b>Civil</b>	<b>Administrative Law</b>	2017	2	-	-	-	-	-	-	-	-	-	-	2	100%	2
		2016	-	-	-	-	1	-	-	-	-	-	-	1	▲	1
	<b>Contested Divorce</b>	2017	2	-	3	-	2	2	1	3	-	1	1	15	0%	15
		2016	1	1	-	-	5	-	2	1	1	4	2	15	↔	17
	<b>Domestic and Family - Level 1</b>	2017	2	1	-	5	1	1	2	-	1	2	3	18	-10%	18
		2016	2	1	-	-	4	3	3	3	2	2	-	20	▼	20
	<b>Domestic and Family - Level 2</b>	2017	1	-	1	-	3	-	-	-	-	-	-	5	-38%	5
		2016	-	1	-	-	1	-	1	3	-	2	-	8	▼	8
	<b>General Civil - Level 2</b>	2017	-	1	6	3	-	2	4	4	3	3	2	28	17%	28
		2016	3	3	3	2	3	3	-	2	2	1	2	24	▲	24
	<b>General Civil - Level 3</b>	2017	4	2	4	1	3	-	6	3	3	1	-	27	145%	27
		2016	-	2	1	3	1	1	-	1	1	1	1	11	▲	12
<b>Criminal</b>	<b>Probates/Wills &amp; Trusts - Level 1</b>	2017	-	-	-	-	-	-	-	-	-	-	-	0	-100%	0
		2016	-	-	-	-	-	-	-	-	1	-	-	1	▼	1
	<b>Probates/Wills &amp; Trusts - Level 2</b>	2017	-	1	1	-	-	-	-	-	1	-	-	3	50%	3
		2016	-	1	-	-	1	-	-	-	-	-	-	2	▲	2
	<b>Uncontested Divorce</b>	2017	1	2	2	2	5	3	2	3	3	3	-	29	-3%	29
		2016	3	3	4	3	4	1	-	6	1	3	6	30	▼	36
	<b>Felonies and Related Matters</b>	2017	27	16	22	26	15	19	18	21	61	29	19	273	23%	273
		2016	26	29	19	22	17	29	11	16	17	27	9	222	▲	232
	<b>Misdemeanor</b>	2017	5	4	7	11	4	10	1	9	4	4	6	65	20%	65
		2016	3	5	8	10	2	6	6	3	1	10	6	54	▲	60
	<b>Other Criminally Related Matters</b>	2017	2	-	-	1	1	1	2	2	-	1	-	10	-29%	10
		2016	1	2	-	-	1	3	2	2	1	1	1	14	▼	14
<b>Miscellaneous</b>	2017	32	54	49	41	34	33	36	55	54	47	57	-	492	-6%	492
	2016	52	80	62	32	33	43	44	42	36	50	49	40	523	▼	563
<b>Other</b>	2017	6	6	4	8	4	8	10	12	9	6	5	-	78	66%	78
	2016	2	8	3	4	2	7	2	5	5	6	3	3	47	▲	50

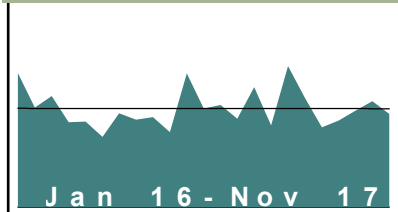
January 2016 -- November 2017 Filings

Dashboard

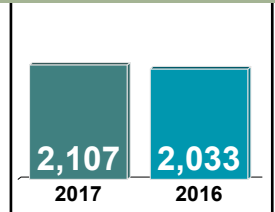
Court: Louisa Circuit  
 Start/End Date: Jan-16 / Nov-17  
 2016 Average Month: 185  
 Jan-Nov 2016: 2,033  
 Filings Trending: ▲

Circuit/Court ID: 16  
 216109  
 Type of Case: Filings  
 2017 Average Month: 192  
 Jan-Nov 2017 : 2,107  
 Overall AVG. Month: 188

Monthly Filings Summary



Jan --- Nov Filings



Filings by Division

		Jan	Feb	Mar	Apr	May	Jun	Jul	Aug	Sep	Oct	Nov	Dec	Thru Nov	% Change	Total
<b>Total</b>	2017	195	169	229	156	269	208	152	165	184	202	178	-	2,107	4%	2,107
	2016	256	190	212	162	163	134	179	167	172	143	255	188	2,033	▲	2,221
<b>Civil</b>	2017	23	33	28	35	33	21	15	23	28	28	26	-	293	1%	293
	2016	19	36	25	16	18	11	29	36	40	28	31	34	289	▲	323
<b>Criminal</b>	2017	78	37	116	37	143	107	52	58	59	53	51	-	791	14%	791
	2016	112	35	70	41	51	44	68	58	56	20	136	75	691	▲	766
<b>Miscellaneous</b>	2017	72	80	71	65	62	67	70	69	85	92	89	-	822	-5%	822
	2016	102	102	99	85	69	60	70	61	61	81	75	64	865	▼	929
<b>Other</b>	2017	22	19	14	19	31	13	15	15	12	29	12	-	201	7%	201
	2016	23	17	18	20	25	19	12	12	15	14	13	15	188	▲	203

Filings by Division & Case Category

		Jan	Feb	Mar	Apr	May	Jun	Jul	Aug	Sep	Oct	Nov	Dec	Thru Nov	% Change	Total
<b>Civil</b>	Administrative Law	2017	-	-	-	1	-	-	-	-	-	1	-	2	0%	2
		2016	-	-	2	-	-	-	-	-	-	-	1	2	↔	3
	Contested Divorce	2017	5	3	4	6	3	3	2	1	2	3	-	32	-22%	32
		2016	1	4	4	5	2	1	5	2	8	3	6	41	▼	46
	Domestic and Family - Level 1	2017	-	13	-	10	3	2	-	-	3	1	-	34	3%	34
		2016	-	1	-	1	-	2	-	4	11	10	4	33	▲	40
	Domestic and Family - Level 2	2017	1	-	1	2	3	-	1	2	2	-	1	13	44%	13
		2016	-	-	1	-	1	1	2	3	-	-	1	9	▲	10
	General Civil - Level 1	2017	-	-	-	-	1	-	-	-	3	1	-	5	67%	5
		2016	-	1	-	-	-	-	-	-	-	2	-	3	▲	3
	General Civil - Level 2	2017	12	2	11	5	3	4	4	6	7	10	-	67	24%	67
		2016	5	3	5	3	5	2	6	9	6	6	3	54	▲	57
	General Civil - Level 3	2017	1	6	4	3	12	9	3	4	15	6	2	65	0%	65
		2016	6	13	2	-	3	1	11	14	5	2	8	65	↔	74
<b>Criminal</b>	Probates/Wills & Trusts - Level 1	2017	-	-	-	-	-	-	1	-	-	-	-	1	1	1
		2016	-	-	-	-	-	-	-	-	-	-	-	0	↔	0
	Probates/Wills & Trusts - Level 2	2017	-	-	-	-	-	-	2	-	1	1	-	4	-60%	4
		2016	1	2	-	-	2	2	-	1	2	-	1	10	▼	11
	Uncontested Divorce	2017	4	9	8	9	8	5	8	4	6	6	-	70	-3%	70
		2016	6	12	11	7	5	2	5	9	6	5	4	72	▼	79
	Capital Murder	2017	1	-	-	-	2	-	-	-	-	-	-	3	3	3
		2016	-	-	-	-	-	-	-	-	-	-	-	0	↔	0
	Felonies and Related Matters	2017	58	10	95	21	128	90	41	47	42	35	-	607	38%	607
		2016	82	28	38	23	28	17	36	38	31	8	40	439	▲	479
	Misdemeanor	2017	19	24	19	10	14	13	17	11	8	14	-	161	-28%	161
		2016	27	7	28	16	22	21	30	19	20	7	26	223	▼	256
	Other Criminally Related Matters	2017	-	3	2	6	1	2	-	-	1	3	2	20	-31%	20
		2016	3	-	4	2	1	6	2	1	5	5	-	29	▼	31
<b>Miscellaneous</b>		2017	72	80	71	65	62	67	70	69	85	92	89	822	-5%	822
		2016	102	102	99	85	69	60	70	61	61	81	75	865	▼	929
<b>Other</b>		2017	22	19	14	19	31	13	15	15	12	29	12	201	7%	201
		2016	23	17	18	20	25	19	12	12	15	14	13	188	▲	203

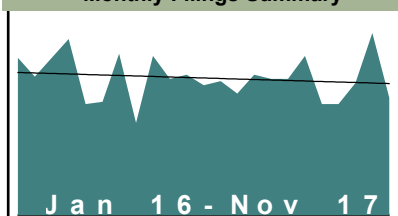
January 2016 -- November 2017 Filings

## Dashboard

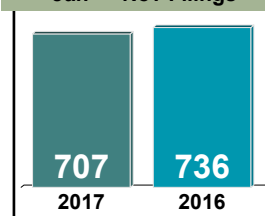
Court: Madison Circuit  
 Start/End Date: Jan-16 / Nov-17  
 2016 Average Month: 67  
 Jan-Nov 2016: 736  
 Filings Trending: ▼

Circuit/Court ID: 16  
 216113  
 Type of Case: Filings  
 2017 Average Month: 64  
 Jan-Nov 2017 : 707  
 Overall AVG. Month: 65

## Monthly Filings Summary



## Jan --- Nov Filings



## Filings by Division

		Jan	Feb	Mar	Apr	May	Jun	Jul	Aug	Sep	Oct	Nov	Dec	Thru Nov	% Change	Total
<b>Total</b>	2017	64	58	67	65	65	76	53	53	63	87	56	-	707	-4%	707
	2016	75	66	75	84	53	54	77	44	76	65	67	62	736	▼	798
<b>Civil</b>	2017	3	6	11	9	16	14	1	2	7	20	4	-	93	18%	93
	2016	5	1	10	11	10	9	2	12	7	5	7	7	79	▲	86
<b>Criminal</b>	2017	27	27	16	25	13	34	9	15	10	16	9	-	201	-6%	201
	2016	13	21	14	17	8	17	20	16	27	36	24	19	213	▼	232
<b>Miscellaneous</b>	2017	24	18	30	21	29	23	33	33	35	44	31	-	321	-6%	321
	2016	45	32	43	46	29	19	41	11	32	15	27	25	340	▼	365
<b>Other</b>	2017	10	7	10	10	7	5	10	3	11	7	12	-	92	-12%	92
	2016	12	12	8	10	6	9	14	5	10	9	9	11	104	▼	115

## Filings by Division &amp; Case Category

		Jan	Feb	Mar	Apr	May	Jun	Jul	Aug	Sep	Oct	Nov	Dec	Thru Nov	% Change	Total
<b>Civil</b>	Contested Divorce	2017	2	-	-	-	-	-	-	1	-	-	-	3	-57%	3
		2016	-	-	-	2	1	2	-	1	1	-	1	7	▼	8
	Domestic and Family - Level 1	2017	-	-	-	-	6	-	-	-	12	-	-	18	38%	18
		2016	-	-	-	2	2	1	-	6	2	-	-	13	▲	13
	Domestic and Family - Level 2	2017	-	-	1	-	13	-	-	1	-	-	-	15	150%	15
		2016	1	-	1	1	-	-	-	1	-	1	-	6	▲	6
	General Civil - Level 1	2017	-	-	-	-	-	-	-	1	-	-	-	1	1	1
		2016	-	-	-	-	-	-	-	-	-	-	-	0	↔	0
	General Civil - Level 2	2017	-	3	1	4	-	2	-	1	3	4	2	20	25%	20
		2016	1	-	1	3	1	2	-	1	3	3	1	16	▲	19
	General Civil - Level 3	2017	1	-	7	1	-	2	-	1	-	2	1	15	200%	15
		2016	1	-	1	-	-	1	1	-	-	1	1	5	▲	6
<b>Criminal</b>	Probates/Wills & Trusts - Level 1	2017	-	1	-	-	-	-	-	-	-	-	-	1	0%	1
		2016	-	-	-	1	-	-	-	-	-	-	-	1	↔	1
	Probates/Wills & Trusts - Level 2	2017	-	-	-	2	1	4	-	-	1	1	1	10	67%	10
		2016	1	-	1	-	1	-	1	-	-	2	-	6	▲	6
	Uncontested Divorce	2017	-	2	2	2	2	-	1	-	1	-	-	10	-60%	10
		2016	1	1	6	2	4	4	-	3	2	-	2	25	▼	27
	Felonies and Related Matters	2017	20	15	11	20	7	23	2	10	4	6	5	123	-12%	123
		2016	9	14	10	10	6	13	10	9	18	31	10	140	▼	154
	Misdemeanor	2017	6	11	5	4	4	8	4	1	6	8	4	61	-2%	61
		2016	4	6	3	6	2	4	9	5	9	2	12	62	▼	65
	Other Criminally Related Matters	2017	1	1	-	1	2	3	3	4	-	2	-	17	55%	17
		2016	-	1	1	1	-	-	1	2	-	3	2	11	▲	13
<b>Miscellaneous</b>		2017	24	18	30	21	29	23	33	33	35	44	31	321	-6%	321
		2016	45	32	43	46	29	19	41	11	32	15	27	340	▼	365
<b>Other</b>		2017	10	7	10	10	7	5	10	3	11	7	12	92	-12%	92
		2016	12	12	8	10	6	9	14	5	10	9	9	104	▼	115


January 2016 -- November 2017 Filings

Dashboard

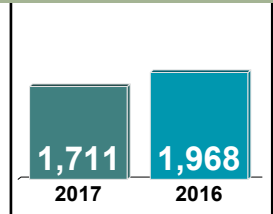
Court: Orange Circuit  
 Start/End Date: Jan-16 / Nov-17  
 2016 Average Month: 175  
 Jan-Nov 2016: 1,968  
 Filings Trending: ▼

Circuit/Court ID: 16  
 216137  
 Type of Case: Filings  
 2017 Average Month: 156  
 Jan-Nov 2017 : 1,711  
 Overall AVG. Month: 166

Monthly Filings Summary



Jan --- Nov Filings



Filings by Division

		Jan	Feb	Mar	Apr	May	Jun	Jul	Aug	Sep	Oct	Nov	Dec	Thru Nov	% Change	Total
<b>Total</b>	2017	179	138	174	86	146	143	176	135	144	170	220	-	1,711	-13%	1,711
	2016	173	196	235	201	183	127	223	125	203	115	187	129	1,968	▼	2,097
<b>Civil</b>	2017	27	22	30	27	28	23	38	38	26	22	17	-	298	32%	298
	2016	20	19	20	20	23	21	18	29	23	11	22	27	226	▲	253
<b>Criminal</b>	2017	79	53	63	14	48	24	77	20	52	69	116	-	615	-23%	615
	2016	66	51	93	116	95	36	131	22	96	21	75	30	802	▼	832
<b>Miscellaneous</b>	2017	70	60	80	45	70	92	59	76	66	79	85	-	782	-13%	782
	2016	85	122	120	61	63	66	69	70	80	78	89	69	903	▼	972
<b>Other</b>	2017	3	3	1	-	-	4	2	1	-	-	2	-	16	-57%	16
	2016	2	4	2	4	2	4	5	4	4	5	1	3	37	▼	40

Filings by Division & Case Category

		Jan	Feb	Mar	Apr	May	Jun	Jul	Aug	Sep	Oct	Nov	Dec	Thru Nov	% Change	Total
<b>Civil</b>	Administrative Law	2017	-	1	1	-	-	-	-	-	-	-	-	2	2	2
		2016	-	-	-	-	-	-	-	-	-	-	-	0	↔	0
	Contested Divorce	2017	3	3	1	1	2	1	2	3	5	6	3	30	-21%	30
		2016	3	4	7	4	3	2	2	3	4	1	5	38	▼	41
	Domestic and Family - Level 1	2017	7	1	2	11	3	4	10	12	3	2	1	56	81%	56
		2016	1	6	5	-	1	1	3	9	3	1	1	31	▲	37
	Domestic and Family - Level 2	2017	1	-	-	1	4	1	1	2	-	2	1	13	30%	13
		2016	1	-	-	2	2	3	1	1	-	-	1	10	▲	11
	General Civil - Level 1	2017	-	-	-	-	-	-	1	-	-	-	-	1	-50%	1
		2016	-	1	-	-	-	-	-	-	-	1	-	2	▼	2
	General Civil - Level 2	2017	6	6	7	4	4	4	5	6	5	4	3	54	35%	54
		2016	3	2	2	6	2	5	4	2	9	1	4	40	▲	43
	General Civil - Level 3	2017	5	2	3	5	3	5	14	4	7	2	5	55	15%	55
		2016	6	4	3	2	12	3	-	9	2	2	5	48	▲	54
<b>Criminal</b>	Probates/Wills & Trusts - Level 1	2017	-	-	-	-	-	-	-	-	-	1	-	1	1	1
		2016	-	-	-	-	-	-	-	-	-	-	-	0	↔	0
	Probates/Wills & Trusts - Level 2	2017	1	-	5	-	4	1	1	1	1	2	-	16	45%	16
		2016	1	-	1	1	1	1	3	1	1	1	-	11	▲	11
	Uncontested Divorce	2017	4	9	11	5	8	7	5	9	5	4	3	70	52%	70
		2016	5	2	2	5	2	6	5	4	4	4	7	46	▲	54
	Capital Murder	2017	-	-	-	-	-	-	-	-	-	-	-	0	-100%	0
		2016	-	-	-	1	-	-	-	-	-	-	-	1	▼	1
	Felonies and Related Matters	2017	55	44	49	9	32	19	60	15	36	57	63	439	-32%	439
		2016	51	38	78	107	75	28	101	19	77	16	52	642	▼	657
	Misdemeanor	2017	20	8	12	4	14	2	12	4	10	10	50	146	7%	146
		2016	10	12	14	8	16	5	30	3	18	4	17	137	▲	150
	Other Criminally Related Matters	2017	4	1	2	1	2	3	5	1	6	2	3	30	36%	30
		2016	5	1	1	-	4	3	-	-	1	1	6	22	▲	24
<b>Miscellaneous</b>		2017	70	60	80	45	70	92	59	76	66	79	85	782	-13%	782
		2016	85	122	120	61	63	66	69	70	80	78	89	903	▼	972
<b>Other</b>		2017	3	3	1	-	-	4	2	1	-	-	2	16	-57%	16
		2016	2	4	2	4	2	4	5	4	4	5	1	37	▼	40

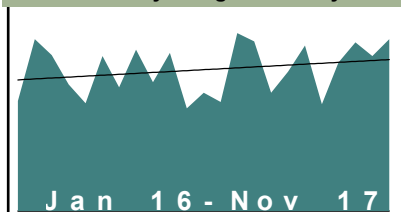
January 2016 -- November 2017 Filings

Dashboard

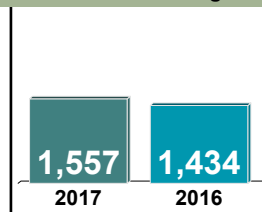
Court: Charlottesville Circuit  
 Start/End Date: Jan-16 / Nov-17  
 2016 Average Month: 129  
 Jan-Nov 2016: 1,434  
 Filings Trending: ▲

Circuit/Court ID: 16  
 216540  
 Type of Case: Filings  
 2017 Average Month: 142  
 Jan-Nov 2017 : 1,557  
 Overall AVG. Month: 135

Monthly Filings Summary



Jan --- Nov Filings



Filings by Division

		Jan	Feb	Mar	Apr	May	Jun	Jul	Aug	Sep	Oct	Nov	Dec	Thru Nov	% Change	Total
<b>Total</b>	2017	104	170	162	113	133	158	102	142	161	148	164	-	1,557	9%	1,557
	2016	105	164	149	121	103	148	118	154	123	151	98	113	1,434	▲	1,547
<b>Civil</b>	2017	14	24	29	24	20	21	32	16	30	20	35	-	265	5%	265
	2016	11	27	29	15	30	24	23	21	27	28	18	14	253	▲	267
<b>Criminal</b>	2017	65	112	92	63	82	87	31	89	82	98	91	-	892	4%	892
	2016	62	100	86	88	50	92	72	105	56	87	56	75	854	▲	929
<b>Miscellaneous</b>	2017	24	34	41	26	31	49	38	37	48	30	38	-	396	23%	396
	2016	30	37	34	16	23	31	23	28	40	36	23	24	321	▲	345
<b>Other</b>	2017	1	-	-	-	-	1	1	-	1	-	-	-	4	-33%	4
	2016	2	-	-	2	-	1	-	-	-	-	1	-	6	▼	6

Filings by Division & Case Category

		Jan	Feb	Mar	Apr	May	Jun	Jul	Aug	Sep	Oct	Nov	Dec	Thru Nov	% Change	Total
<b>Civil</b>	<b>Administrative Law</b>	2017	-	-	1	-	-	-	-	-	-	-	-	1	-75%	1
		2016	1	1	-	-	1	1	-	-	-	-	-	4	▼	4
	<b>Contested Divorce</b>	2017	1	2	-	-	1	2	4	-	2	2	1	15	36%	15
		2016	-	-	1	2	1	1	-	3	1	2	-	11	▲	11
	<b>Domestic and Family - Level 1</b>	2017	2	5	1	3	-	-	2	3	2	2	5	25	-38%	25
		2016	4	5	5	1	5	1	4	2	4	7	2	40	▼	41
	<b>Domestic and Family - Level 2</b>	2017	1	2	2	2	1	3	2	2	4	-	2	21	-28%	21
		2016	1	2	3	3	5	3	3	-	5	4	-	29	▼	30
	<b>General Civil - Level 1</b>	2017	-	-	2	-	4	-	1	-	1	-	-	8	-20%	8
		2016	1	2	1	1	1	2	1	1	-	-	1	10	▼	11
	<b>General Civil - Level 2</b>	2017	6	9	14	11	10	6	10	6	9	9	16	106	45%	106
		2016	3	7	5	3	8	9	5	13	4	8	4	73	▲	77
<b>Criminal</b>	<b>General Civil - Level 3</b>	2017	1	2	7	3	2	5	5	1	5	3	4	38	-10%	38
		2016	1	1	10	4	6	-	3	2	7	4	4	42	▼	44
	<b>Probates/Wills &amp; Trusts - Level 2</b>	2017	-	2	1	1	-	-	2	2	1	-	4	13	86%	13
		2016	-	-	1	1	1	1	-	1	1	-	1	7	▲	8
	<b>Uncontested Divorce</b>	2017	3	2	1	4	2	5	6	2	6	4	3	38	3%	38
		2016	-	9	3	-	3	7	5	2	3	3	2	37	▲	41
	<b>Capital Murder</b>	2017	-	1	-	-	-	-	-	-	-	-	-	1	1	1
		2016	-	-	-	-	-	-	-	-	-	-	-	0	↔	0
	<b>Felonies and Related Matters</b>	2017	47	92	54	43	58	59	18	56	56	67	59	609	4%	609
		2016	41	76	60	58	36	62	48	73	35	60	36	585	▲	639
	<b>Misdemeanor</b>	2017	15	17	31	19	20	24	11	30	22	27	28	244	3%	244
		2016	19	22	22	24	11	26	21	29	17	25	20	236	▲	255
	<b>Other Criminally Related Matters</b>	2017	3	2	7	1	4	4	2	3	4	4	4	38	15%	38
		2016	2	2	4	6	3	4	3	3	4	2	-	33	▲	35
<b>Miscellaneous</b>	2017	24	34	41	26	31	49	38	37	48	30	38	-	396	23%	396
	2016	30	37	34	16	23	31	23	28	40	36	23	24	321	▲	345
<b>Other</b>	2017	1	-	-	-	-	1	1	-	1	-	-	-	4	-33%	4
	2016	2	-	-	2	-	1	-	-	-	-	1	-	6	▼	6


January 2016 -- November 2017 Filings

Dashboard

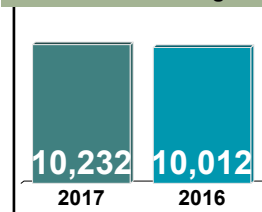
**Court:** Arlington Circuit  
**Start/End Date:** Jan-16 / Nov-17  
**2016 Average Month:** 901  
**Jan-Nov 2016:** 10,012  
**Filings Trending:** ↔

**Circuit/Court ID:** 17  
**217013**  
**Type of Case:** Filings  
**2017 Average Month:** 930  
**Jan-Nov 2017 :** 10,232  
**Overall AVG. Month:** 915

Monthly Filings Summary



Jan --- Nov Filings



Filings by Division

		Jan	Feb	Mar	Apr	May	Jun	Jul	Aug	Sep	Oct	Nov	Dec	Thru Nov	% Change	Total
<b>Total</b>	2017	894	949	942	970	895	1,042	888	1,044	875	880	853	-	10,232	2%	10,232
	2016	844	826	783	876	943	974	943	1,045	867	1,029	882	797	10,012	▲	10,809
<b>Civil</b>	2017	155	139	124	143	116	199	114	222	194	146	188	-	1,740	20%	1,740
	2016	99	132	139	114	128	143	126	158	107	133	165	137	1,444	▲	1,581
<b>Criminal</b>	2017	377	435	443	499	448	459	355	448	322	385	299	-	4,470	-3%	4,470
	2016	264	380	313	403	468	485	444	507	428	537	368	345	4,597	▼	4,942
<b>Miscellaneous</b>	2017	177	182	168	150	164	170	176	179	175	176	188	-	1,905	3%	1,905
	2016	181	185	176	138	141	172	196	182	156	157	168	171	1,852	▲	2,023
<b>Other</b>	2017	185	193	207	178	167	214	243	195	184	173	178	-	2,117	0%	2,117
	2016	300	129	155	221	206	174	177	198	176	202	181	144	2,119	▼	2,263

Filings by Division & Case Category

		Jan	Feb	Mar	Apr	May	Jun	Jul	Aug	Sep	Oct	Nov	Dec	Thru Nov	% Change	Total
<b>Civil</b>	<b>Administrative Law</b>	2017	2	-	-	-	3	2	4	1	3	2	-	17	-23%	17
		2016	-	4	2	2	3	-	2	1	1	5	2	22	▼	22
	<b>Contested Divorce</b>	2017	11	18	20	17	16	25	17	15	23	18	25	205	-10%	205
		2016	12	19	21	19	31	24	23	20	18	16	24	227	▼	244
	<b>Domestic and Family - Level 1</b>	2017	16	7	8	5	7	13	4	8	13	5	10	96	-15%	96
		2016	16	2	13	10	10	10	9	12	4	8	19	113	▼	118
	<b>Domestic and Family - Level 2</b>	2017	3	11	7	9	12	6	4	6	4	6	10	78	8%	78
		2016	5	9	3	5	6	3	7	6	7	15	6	72	▲	78
	<b>General Civil - Level 1</b>	2017	4	3	6	4	3	3	1	-	3	4	4	35	35%	35
		2016	3	3	2	5	3	3	2	3	1	1	-	26	▲	28
	<b>General Civil - Level 2</b>	2017	67	51	29	65	30	83	38	135	100	54	85	737	43%	737
		2016	28	58	43	32	41	57	44	58	36	47	72	516	▲	570
	<b>General Civil - Level 3</b>	2017	11	8	16	12	9	19	9	11	5	8	10	118	5%	118
		2016	3	8	13	13	4	10	11	24	6	9	11	112	▲	125
<b>Criminal</b>	<b>Probates/Wills &amp; Trusts - Level 1</b>	2017	2	-	2	1	3	-	2	-	2	1	-	13	-24%	13
		2016	4	1	4	2	2	1	1	-	1	-	1	17	▼	20
	<b>Probates/Wills &amp; Trusts - Level 2</b>	2017	17	18	12	14	5	16	12	10	19	11	12	146	40%	146
		2016	8	11	13	8	10	9	9	11	11	9	5	104	▲	117
	<b>Uncontested Divorce</b>	2017	22	23	24	16	31	31	25	33	24	36	30	295	26%	295
		2016	20	17	25	18	18	26	18	23	22	23	25	235	▲	259
	<b>Felonies and Related Matters</b>	2017	268	289	322	374	296	308	249	307	216	231	200	3,060	-4%	3,060
		2016	163	253	186	278	339	332	322	336	295	408	268	3,180	▼	3,420
	<b>Misdemeanor</b>	2017	73	83	84	70	74	77	69	53	63	116	69	831	-2%	831
		2016	58	64	57	69	78	98	72	110	102	85	58	851	▼	920
	<b>Other Criminally Related Matters</b>	2017	36	63	37	55	78	74	37	88	43	38	30	579	2%	579
		2016	43	63	70	56	51	55	50	61	31	44	42	566	▲	602
	<b>Miscellaneous</b>	2017	177	182	168	150	164	170	176	179	175	176	188	1,905	3%	1,905
		2016	181	185	176	138	141	172	196	182	156	157	168	1,852	▲	2,023
<b>Other</b>		2017	185	193	207	178	167	214	243	195	184	173	178	2,117	0%	2,117
		2016	300	129	155	221	206	174	177	198	176	202	181	2,119	▼	2,263




January 2016 -- November 2017 Filings

## Dashboard

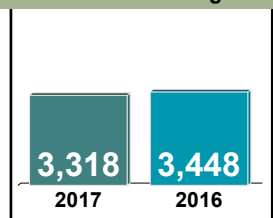
Court: Fauquier Circuit  
 Start/End Date: Jan-16 / Nov-17  
 2016 Average Month: 310  
 Jan-Nov 2016: 3,448  
 Filings Trending: ▼

Circuit/Court ID: 20  
 220061  
 Type of Case: Filings  
 2017 Average Month: 302  
 Jan-Nov 2017 : 3,318  
 Overall AVG. Month: 306

## Monthly Filings Summary



## Jan --- Nov Filings



## Filings by Division

		Jan	Feb	Mar	Apr	May	Jun	Jul	Aug	Sep	Oct	Nov	Dec	Thru Nov	% Change	Total
<b>Total</b>	2017	290	295	354	270	318	305	284	316	277	303	306	-	3,318	-4%	3,318
	2016	405	353	384	282	305	264	329	288	294	222	322	270	3,448	▼	3,718
<b>Civil</b>	2017	34	33	33	47	39	50	36	52	55	59	44	-	482	-3%	482
	2016	36	50	51	55	49	38	46	50	48	32	43	46	498	▼	544
<b>Criminal</b>	2017	66	82	163	79	130	104	92	79	70	69	79	-	1,013	1%	1,013
	2016	126	75	131	66	117	63	114	78	85	55	90	82	1,000	▲	1,082
<b>Miscellaneous</b>	2017	163	150	132	112	129	112	106	149	121	147	158	-	1,479	-6%	1,479
	2016	206	209	175	125	106	100	135	120	117	119	167	117	1,579	▼	1,696
<b>Other</b>	2017	27	30	26	32	20	39	50	36	31	28	25	-	344	-7%	344
	2016	37	19	27	36	33	63	34	40	44	16	22	25	371	▼	396

## Filings by Division &amp; Case Category

		Jan	Feb	Mar	Apr	May	Jun	Jul	Aug	Sep	Oct	Nov	Dec	Thru Nov	% Change	Total
<b>Civil</b>	Administrative Law	2017	1	-	-	-	-	-	1	-	1	-	-	3	-25%	3
		2016	-	1	-	-	-	-	-	2	-	1	-	4	▼	4
	Contested Divorce	2017	5	5	6	7	4	7	5	11	-	7	7	64	19%	64
		2016	4	6	5	9	6	3	8	6	3	2	2	54	▲	62
	Domestic and Family - Level 1	2017	1	-	-	3	2	2	1	2	3	3	-	17	-47%	17
		2016	3	3	3	3	2	1	6	4	1	3	3	32	▼	40
	Domestic and Family - Level 2	2017	1	5	2	4	1	2	6	1	2	2	-	26	-24%	26
		2016	1	6	3	3	6	-	2	5	2	-	6	34	▼	41
	General Civil - Level 1	2017	-	-	-	-	-	2	1	1	1	2	-	7	-50%	7
		2016	1	2	3	-	1	1	1	2	1	1	-	14	▼	14
	General Civil - Level 2	2017	9	8	8	14	14	13	9	10	13	13	15	126	-11%	126
		2016	13	11	11	15	18	10	10	18	18	5	11	141	▼	152
	General Civil - Level 3	2017	5	5	2	2	1	5	3	7	14	7	6	57	19%	57
		2016	1	6	7	4	6	4	3	2	4	5	6	48	▲	52
<b>Criminal</b>	Probates/Wills & Trusts - Level 1	2017	-	-	-	-	1	-	-	-	-	-	-	1	-50%	1
		2016	1	-	-	-	-	-	1	-	-	-	-	2	▼	3
	Probates/Wills & Trusts - Level 2	2017	-	2	-	4	-	4	3	-	3	5	3	24	60%	24
		2016	1	2	-	2	-	5	1	-	1	2	1	15	▲	16
	Protective Orders	2017	2	-	1	4	-	-	2	1	3	1	-	14	8%	14
		2016	-	2	2	3	-	2	1	-	-	-	1	13	▲	14
	Uncontested Divorce	2017	10	8	14	9	16	15	8	17	18	16	12	143	1%	143
		2016	11	11	17	16	10	12	11	13	15	14	11	141	▲	146
	Felonies and Related Matters	2017	47	60	123	39	87	49	39	47	45	43	-	630	-3%	630
		2016	101	54	87	42	80	31	70	42	48	30	67	652	▼	712
<b>Miscellaneous</b>	Misdemeanor	2017	17	20	30	37	32	46	34	29	19	16	29	309	4%	309
		2016	21	18	39	19	29	26	38	30	34	24	20	298	▲	316
	Other Criminally Related Matters	2017	2	2	10	3	11	9	7	11	4	8	7	74	48%	74
		2016	4	3	5	5	8	6	6	6	3	1	3	50	▲	54
<b>Other</b>	Miscellaneous	2017	163	150	132	112	129	112	106	149	121	147	158	1,479	-6%	1,479
		2016	206	209	175	125	106	100	135	120	117	119	167	1,579	▼	1,696
<b>Other</b>	Other	2017	27	30	26	32	20	39	50	36	31	28	25	344	-7%	344
		2016	37	19	27	36	33	63	34	40	44	16	22	371	▼	396

January 2016 -- November 2017 Filings

Dashboard

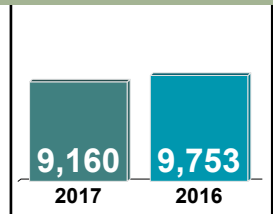
**Court:** Loudoun Circuit  
**Start/End Date:** Jan-16 / Nov-17  
**2016 Average Month:** 879  
**Jan-Nov 2016:** 9,753  
**Filings Trending:** ▼

**Circuit/Court ID:** 20  
**220107**  
**Type of Case:** Filings  
**2017 Average Month:** 833  
**Jan-Nov 2017 :** 9,160  
**Overall AVG. Month:** 857

Monthly Filings Summary



Jan --- Nov Filings



Filings by Division

		Jan	Feb	Mar	Apr	May	Jun	Jul	Aug	Sep	Oct	Nov	Dec	Thru Nov	% Change	Total
<b>Total</b>	2017	864	889	841	670	826	855	764	869	830	880	872	-	9,160	-6%	9,160
	2016	953	939	1,027	834	830	947	781	945	851	798	848	793	9,753	▼	10,546
<b>Civil</b>	2017	197	178	223	178	188	215	166	179	170	175	206	-	2,075	-6%	2,075
	2016	174	206	213	195	211	228	179	223	210	179	189	184	2,207	▼	2,391
<b>Criminal</b>	2017	188	253	183	130	224	203	177	226	221	233	192	-	2,230	6%	2,230
	2016	184	184	278	168	180	198	166	218	178	172	177	177	2,103	▲	2,280
<b>Miscellaneous</b>	2017	438	432	415	341	385	391	396	428	414	447	449	-	4,536	-12%	4,536
	2016	569	508	505	456	422	488	414	460	429	426	461	396	5,138	▼	5,534
<b>Other</b>	2017	41	26	20	21	29	46	25	36	25	25	25	-	319	5%	319
	2016	26	41	31	15	17	33	22	44	34	21	21	36	305	▲	341

Filings by Division & Case Category

		Jan	Feb	Mar	Apr	May	Jun	Jul	Aug	Sep	Oct	Nov	Dec	Thru Nov	% Change	Total
<b>Civil</b>	<b>Administrative Law</b>	2017	-	-	1	-	3	-	1	-	1	1	-	7	-56%	7
		2016	1	1	-	1	1	-	4	1	2	4	1	16	▼	16
	<b>Contested Divorce</b>	2017	29	17	30	19	24	27	16	25	20	20	18	245	7%	245
		2016	20	26	25	26	17	17	23	19	19	14	24	230	▲	250
	<b>Domestic and Family - Level 1</b>	2017	6	24	14	19	9	20	8	12	16	14	20	162	-3%	162
		2016	9	15	16	14	12	17	21	12	17	16	18	167	▼	180
	<b>Domestic and Family - Level 2</b>	2017	14	10	19	13	9	10	9	12	12	8	5	121	17%	121
		2016	6	8	10	8	9	10	10	12	12	13	5	103	▲	112
	<b>General Civil - Level 1</b>	2017	1	3	2	1	4	4	2	5	-	1	1	24	4%	24
		2016	3	-	5	-	1	3	2	3	4	1	1	23	▲	28
	<b>General Civil - Level 2</b>	2017	44	40	62	44	54	57	36	53	47	69	-	563	10%	563
		2016	35	48	45	49	57	45	50	57	42	46	39	513	▲	561
<b>Criminal</b>	<b>General Civil - Level 3</b>	2017	19	23	26	18	25	18	15	20	17	9	19	209	-47%	209
		2016	35	46	54	29	40	52	17	26	28	35	23	398	▼	421
	<b>Probates/Wills &amp; Trusts - Level 1</b>	2017	-	-	-	1	2	-	-	-	1	-	1	5	-38%	5
		2016	-	-	1	-	1	1	-	3	1	-	1	8	▼	8
	<b>Probates/Wills &amp; Trusts - Level 2</b>	2017	8	10	9	9	12	14	6	7	3	9	9	96	2%	96
		2016	10	7	9	5	13	11	3	11	8	9	8	94	▲	109
	<b>Uncontested Divorce</b>	2017	76	51	60	54	46	65	52	62	47	66	64	643	-2%	643
		2016	55	55	48	63	60	72	49	79	77	41	56	655	▼	706
	<b>Felonies and Related Matters</b>	2017	108	163	93	78	131	100	105	101	120	148	114	1,261	7%	1,261
		2016	105	100	163	78	131	121	87	129	96	81	86	1,177	▲	1,274
	<b>Misdemeanor</b>	2017	37	53	48	22	44	48	40	53	45	43	37	470	13%	470
		2016	31	36	60	47	23	36	21	47	39	44	33	417	▲	451
<b>Miscellaneous</b>	<b>Other Criminally Related Matters</b>	2017	43	37	42	30	49	55	32	72	56	42	41	499	-2%	499
		2016	48	48	55	43	26	41	58	42	43	47	58	509	▼	555
<b>Other</b>		2017	438	432	415	341	385	391	396	428	414	447	449	4,536	-12%	4,536
		2016	569	508	505	456	422	488	414	460	429	426	461	5,138	▼	5,534
<b>Other</b>		2017	41	26	20	21	29	46	25	36	25	25	25	319	5%	319
		2016	26	41	31	15	17	33	22	44	34	21	21	305	▲	341


January 2016 -- November 2017 Filings

Dashboard

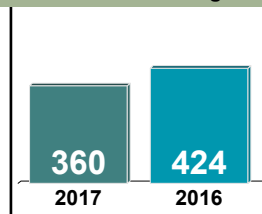
Court: Rappahannock Circuit  
 Start/End Date: Jan-16 / Nov-17  
 2016 Average Month: 38  
 Jan-Nov 2016: 424  
 Filings Trending: ▼

Circuit/Court ID: 20  
 220157  
 Type of Case: Filings  
 2017 Average Month: 33  
 Jan-Nov 2017 : 360  
 Overall AVG. Month: 35

Monthly Filings Summary



Jan --- Nov Filings



Filings by Division

		Jan	Feb	Mar	Apr	May	Jun	Jul	Aug	Sep	Oct	Nov	Dec	Thru Nov	% Change	Total
<b>Total</b>	2017	41	31	47	32	33	30	23	28	34	32	29	-	360	-15%	360
	2016	43	45	41	59	34	26	39	31	34	23	49	32	424	▼	456
<b>Civil</b>	2017	9	2	8	1	5	6	1	1	3	6	1	-	43	-20%	43
	2016	2	6	9	6	3	7	3	6	6	3	3	5	54	▼	59
<b>Criminal</b>	2017	7	3	15	11	10	6	2	-	7	8	3	-	72	-23%	72
	2016	11	4	3	37	6	1	5	3	3	-	21	6	94	▼	100
<b>Miscellaneous</b>	2017	17	15	18	14	12	8	7	19	16	10	14	-	150	-21%	150
	2016	24	30	19	9	17	8	16	15	19	15	17	16	189	▼	205
<b>Other</b>	2017	8	11	6	6	6	10	13	8	8	8	11	-	95	9%	95
	2016	6	5	10	7	8	10	15	7	6	5	8	5	87	▲	92

Filings by Division & Case Category

		Jan	Feb	Mar	Apr	May	Jun	Jul	Aug	Sep	Oct	Nov	Dec	Thru Nov	% Change	Total
<b>Civil</b>	Administrative Law	2017	2	-	-	-	-	-	-	-	-	-	-	2	2	2
		2016	-	-	-	-	-	-	-	-	-	-	-	0	↔	0
	Contested Divorce	2017	2	-	2	-	-	-	-	-	-	-	-	4	-50%	4
		2016	1	1	-	2	1	-	-	-	1	2	1	8	▼	9
	Domestic and Family - Level 1	2017	-	-	-	-	-	-	-	1	-	-	-	1	-83%	1
		2016	-	-	-	-	1	2	2	1	-	-	-	6	▼	6
	Domestic and Family - Level 2	2017	1	-	-	-	1	1	-	-	-	-	-	3	-57%	3
		2016	-	-	3	1	1	-	1	1	-	-	-	7	▼	7
	General Civil - Level 2	2017	1	1	1	-	2	2	-	1	5	1	-	14	17%	14
		2016	-	2	2	-	2	-	2	2	1	1	3	12	▲	15
	General Civil - Level 3	2017	-	-	2	-	2	1	-	1	-	-	-	6	-33%	6
		2016	-	2	1	2	-	1	1	2	-	-	-	9	▼	9
<b>Criminal</b>	Probates/Wills & Trusts - Level 1	2017	-	-	-	-	-	-	-	-	-	-	-	0	-100%	0
		2016	-	-	-	-	-	-	-	-	1	-	-	1	▼	1
	Probates/Wills & Trusts - Level 2	2017	-	-	2	-	1	-	-	-	-	-	-	3	3	3
		2016	-	-	-	-	-	-	-	-	-	-	-	0	↔	0
	Uncontested Divorce	2017	3	1	1	1	-	2	-	-	1	1	-	10	-9%	10
		2016	1	1	3	1	1	2	1	-	-	-	1	11	▼	12
	Felonies and Related Matters	2017	-	2	11	7	8	4	-	-	6	5	-	43	-33%	43
		2016	9	1	2	33	2	1	2	-	2	-	12	64	▼	67
	Misdemeanor	2017	6	1	2	4	1	2	2	-	1	3	-	22	-19%	22
		2016	2	3	1	4	3	-	3	3	1	-	7	27	▼	29
	Other Criminally Related Matters	2017	1	-	2	-	1	-	-	-	-	3	-	7	133%	7
		2016	-	-	-	-	1	-	-	-	-	2	1	3	▲	4
<b>Miscellaneous</b>		2017	17	15	18	14	12	8	7	19	16	10	14	150	-21%	150
		2016	24	30	19	9	17	8	16	15	19	15	17	189	▼	205
<b>Other</b>		2017	8	11	6	6	6	10	13	8	8	8	11	95	9%	95
		2016	6	5	10	7	8	10	15	7	6	5	8	87	▲	92


January 2016 -- November 2017 Filings

Dashboard

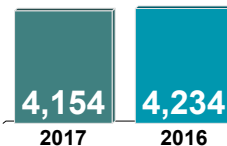
Court: Henry Circuit  
 Start/End Date: Jan-16 / Nov-17  
 2016 Average Month: 375  
 Jan-Nov 2016: 4,234  
 Filings Trending: ↔

Circuit/Court ID: 21  
 221089  
 Type of Case: Filings  
 2017 Average Month: 378  
 Jan-Nov 2017 : 4,154  
 Overall AVG. Month: 376

Monthly Filings Summary



Jan --- Nov Filings



Filings by Division

		Jan	Feb	Mar	Apr	May	Jun	Jul	Aug	Sep	Oct	Nov	Dec	Thru Nov	% Change	Total
<b>Total</b>	2017	320	334	487	320	417	344	403	354	399	335	441	-	4,154	-2%	4,154
	2016	413	503	554	379	345	219	414	375	375	267	390	262	4,234	▼	4,496
<b>Civil</b>	2017	33	40	57	48	53	54	34	22	37	36	38	-	452	-6%	452
	2016	34	68	38	53	40	40	37	52	49	37	32	41	480	▼	521
<b>Criminal</b>	2017	157	174	217	121	187	160	216	197	222	166	255	-	2,072	6%	2,072
	2016	172	198	333	103	179	93	178	179	174	101	245	127	1,955	▲	2,082
<b>Miscellaneous</b>	2017	113	95	155	105	139	93	127	100	113	92	134	-	1,266	-17%	1,266
	2016	190	200	156	206	106	67	167	114	116	110	95	82	1,527	▼	1,609
<b>Other</b>	2017	17	25	58	46	38	37	26	35	27	41	14	-	364	34%	364
	2016	17	37	27	17	20	19	32	30	36	19	18	12	272	▲	284

Filings by Division & Case Category

			Jan	Feb	Mar	Apr	May	Jun	Jul	Aug	Sep	Oct	Nov	Dec	Thru Nov	% Change	Total
Civil	Administrative Law	2017	-	-	1	-	-	1	-	-	1	-	-	-	3	3	3
		2016	-	-	-	-	-	-	-	-	-	-	-	-	0	↔	0
	Contested Divorce	2017	4	6	12	13	12	8	5	4	9	5	10	-	88	2%	88
		2016	4	12	7	10	1	10	6	11	8	8	9	6	86	▲	92
	Domestic and Family - Level 1	2017	6	8	1	1	4	-	5	2	6	-	-	-	33	-25%	33
		2016	3	9	2	3	6	3	1	6	8	2	1	5	44	▼	49
	Domestic and Family - Level 2	2017	2	2	1	3	8	2	1	-	3	1	4	-	27	8%	27
		2016	2	6	1	1	2	-	4	4	-	4	1	4	25	▲	29
	General Civil - Level 1	2017	-	-	-	-	-	-	-	-	1	-	-	-	1	-67%	1
		2016	-	-	-	-	-	-	-	-	1	2	-	-	3	▼	3
	General Civil - Level 2	2017	4	4	5	6	5	5	1	1	4	12	4	-	51	-9%	51
		2016	7	7	4	4	6	8	4	1	8	3	4	4	56	▼	60
	General Civil - Level 3	2017	7	8	4	1	6	11	6	4	6	5	5	-	63	-5%	63
		2016	9	16	5	6	3	4	5	5	6	5	2	9	66	▼	75
Probates/Wills & Trusts - Level 1	2017	-	-	-	1	-	1	-	-	-	-	-	-	2	-50%	2	
	2016	-	2	1	-	-	-	-	-	1	-	-	-	4	▼	4	
Probates/Wills & Trusts - Level 2	2017	1	-	4	-	2	4	4	2	3	1	1	-	22	-37%	22	
	2016	1	2	1	7	2	2	7	5	3	1	4	4	35	▼	39	
Protective Orders	2017	-	-	-	-	-	-	-	-	-	-	-	-	0	-100%	0	
	2016	-	-	-	-	-	-	-	-	1	-	-	-	1	▼	1	
Uncontested Divorce	2017	9	12	29	23	16	22	12	8	5	12	14	-	162	1%	162	
	2016	8	14	17	22	20	13	10	17	14	14	11	9	160	▲	169	
Criminal	Felonies and Related Matters	2017	107	120	140	77	127	105	125	111	132	92	97	-	1,233	-9%	1,233
		2016	122	115	275	62	113	50	138	104	131	54	193	59	1,357	▼	1,416
	Misdemeanor	2017	44	41	71	35	57	50	81	71	84	68	153	-	755	49%	755
		2016	44	75	49	30	53	33	30	69	37	36	50	62	506	▲	568
	Other Criminally Related Matters	2017	6	13	6	9	3	5	10	15	6	6	5	-	84	-9%	84
		2016	6	8	9	11	13	10	10	6	6	11	2	6	92	▼	98
	Miscellaneous	2017	113	95	155	105	139	93	127	100	113	92	134	-	1,266	-17%	1,266
		2016	190	200	156	206	106	67	167	114	116	110	95	82	1,527	▼	1,609
	Other	2017	17	25	58	46	38	37	26	35	27	41	14	-	364	34%	364
		2016	17	37	27	17	20	19	32	30	36	19	18	12	272	▲	284

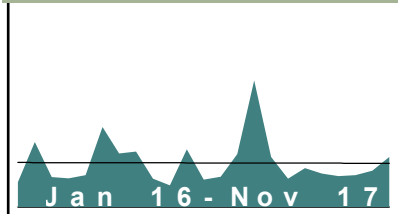
January 2016 -- November 2017 Filings

Dashboard

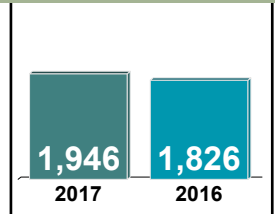
Court: Patrick Circuit  
 Start/End Date: Jan-16 / Nov-17  
 2016 Average Month: 161  
 Jan-Nov 2016: 1,826  
 Filings Trending: ▲

Circuit/Court ID: 21  
 221141  
 Type of Case: Filings  
 2017 Average Month: 177  
 Jan-Nov 2017 : 1,946  
 Overall AVG. Month: 169

Monthly Filings Summary



Jan --- Nov Filings



Filings by Division

		Jan	Feb	Mar	Apr	May	Jun	Jul	Aug	Sep	Oct	Nov	Dec	Thru Nov	% Change	Total
<b>Total</b>	2017	116	202	483	191	108	148	128	118	122	139	191	-	1,946	7%	1,946
	2016	95	249	115	110	122	306	205	212	108	83	221	105	1,826	▲	1,931
<b>Civil</b>	2017	14	14	18	11	7	8	4	9	20	11	11	-	127	-13%	127
	2016	13	19	13	13	15	9	12	11	10	17	14	11	146	▼	157
<b>Criminal</b>	2017	48	131	390	115	56	114	85	63	49	61	97	-	1,209	16%	1,209
	2016	46	102	50	63	55	244	117	136	56	21	153	50	1,043	▲	1,093
<b>Miscellaneous</b>	2017	53	57	75	65	45	26	39	46	53	66	83	-	608	-4%	608
	2016	36	128	52	34	52	53	74	65	42	44	54	44	634	▼	678
<b>Other</b>	2017	1	-	-	-	-	-	-	-	-	1	-	-	2	-33%	2
	2016	-	-	-	-	-	-	2	-	-	1	-	-	3	▼	3

Filings by Division & Case Category

		Jan	Feb	Mar	Apr	May	Jun	Jul	Aug	Sep	Oct	Nov	Dec	Thru Nov	% Change	Total
<b>Civil</b>	Contested Divorce	2017	1	3	-	3	4	-	3	3	1	2	-	20	-20%	20
		2016	3	4	2	-	2	1	4	1	4	3	-	25	▼	25
	Domestic and Family - Level 1	2017	-	1	2	-	-	1	-	-	1	-	-	5	-38%	5
		2016	-	3	-	-	1	2	1	1	-	-	-	8	▼	8
	Domestic and Family - Level 2	2017	1	-	-	3	1	1	-	2	1	-	-	9	200%	9
		2016	-	-	1	1	-	1	-	-	-	-	1	3	▲	4
	General Civil - Level 1	2017	-	-	1	-	-	-	-	-	-	-	-	1	1	1
		2016	-	-	-	-	-	-	-	-	-	-	-	0	↔	0
	General Civil - Level 2	2017	2	1	2	2	1	2	1	7	3	3	-	26	100%	26
		2016	1	1	-	1	1	2	-	-	2	4	1	13	▲	14
	General Civil - Level 3	2017	1	5	2	1	-	-	-	-	2	1	-	12	-60%	12
		2016	1	6	2	2	4	1	1	4	3	5	2	30	▼	32
<b>Criminal</b>	Probates/Wills & Trusts - Level 2	2017	2	-	-	-	1	-	-	2	1	2	-	8	-38%	8
		2016	-	-	1	1	1	3	1	3	2	1	-	13	▼	13
	Uncontested Divorce	2017	7	4	11	2	1	4	5	6	2	3	-	46	-15%	46
		2016	8	5	7	8	6	4	4	2	6	1	7	54	▼	61
	Capital Murder	2017	-	-	-	-	-	-	-	-	-	-	-	0	-100%	0
		2016	-	-	-	-	-	-	1	-	-	-	-	1	▼	1
	Felonies and Related Matters	2017	25	57	371	53	40	99	41	40	24	53	-	851	9%	851
		2016	35	66	28	33	43	229	108	86	52	12	88	780	▲	821
	Misdemeanor	2017	16	50	19	42	10	15	16	9	15	31	-	238	31%	238
		2016	9	25	22	13	11	15	8	31	4	9	35	182	▲	191
	Other Criminally Related Matters	2017	7	24	-	20	6	-	22	6	-	22	13	120	50%	120
		2016	2	11	-	17	1	-	1	18	-	30	-	80	▲	80
<b>Miscellaneous</b>		2017	53	57	75	65	45	26	39	46	53	66	83	608	-4%	608
		2016	36	128	52	34	52	53	74	65	42	44	54	634	▼	678
<b>Other</b>		2017	1	-	-	-	-	-	-	-	1	-	-	2	-33%	2
		2016	-	-	-	-	-	-	2	-	-	1	-	3	▼	3


January 2016 -- November 2017 Filings

Dashboard

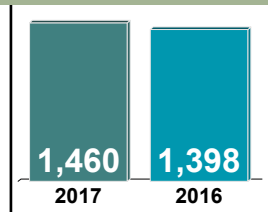
Court: Martinsville Circuit  
 Start/End Date: Jan-16 / Nov-17  
 2016 Average Month: 124  
 Jan-Nov 2016: 1,398  
 Filings Trending: ▲

Circuit/Court ID: 21  
 221690  
 Type of Case: Filings  
 2017 Average Month: 133  
 Jan-Nov 2017 : 1,460  
 Overall AVG. Month: 128

Monthly Filings Summary



Jan --- Nov Filings



Filings by Division

		Jan	Feb	Mar	Apr	May	Jun	Jul	Aug	Sep	Oct	Nov	Dec	Thru Nov	% Change	Total
<b>Total</b>	2017	124	154	124	115	175	84	197	109	117	122	139	-	1,460	4%	1,460
	2016	75	279	109	78	155	75	153	116	98	119	141	95	1,398	▲	1,493
<b>Civil</b>	2017	7	5	10	16	10	8	9	9	6	8	5	-	93	-12%	93
	2016	13	11	9	8	11	6	11	8	14	8	7	21	106	▼	127
<b>Criminal</b>	2017	45	109	60	70	123	37	158	62	74	75	93	-	906	-11%	906
	2016	36	242	70	45	123	50	120	78	65	80	107	49	1,016	▼	1,065
<b>Miscellaneous</b>	2017	13	17	23	16	15	18	15	10	19	14	28	-	188	19%	188
	2016	15	10	25	10	15	11	12	18	13	12	17	15	158	▲	173
<b>Other</b>	2017	59	23	31	13	27	21	15	28	18	25	13	-	273	131%	273
	2016	11	16	5	15	6	8	10	12	6	19	10	10	118	▲	128

Filings by Division & Case Category

		Jan	Feb	Mar	Apr	May	Jun	Jul	Aug	Sep	Oct	Nov	Dec	Thru Nov	% Change	Total
<b>Civil</b>	Administrative Law	2017	-	-	-	-	-	-	-	1	-	-	-	1	0%	1
		2016	-	-	-	-	-	-	-	1	-	-	-	1	↔	1
	Contested Divorce	2017	1	-	3	2	2	1	1	-	-	-	-	11	-31%	11
		2016	2	2	4	-	2	1	2	-	2	-	1	16	▼	17
	Domestic and Family - Level 1	2017	-	-	1	8	2	-	1	1	-	-	-	13	86%	13
		2016	-	-	-	-	3	-	4	-	-	-	12	7	▲	19
	Domestic and Family - Level 2	2017	-	-	-	-	2	-	3	-	-	-	-	5	-38%	5
		2016	5	1	-	-	-	1	-	-	-	1	1	8	▼	9
	General Civil - Level 1	2017	-	-	-	1	-	-	1	-	1	-	-	4	33%	4
		2016	-	-	-	-	-	-	1	-	2	-	-	3	▲	3
	General Civil - Level 2	2017	4	1	1	4	1	2	2	-	3	2	1	21	0%	21
		2016	1	2	-	2	1	1	5	3	2	2	2	21	↔	23
<b>Criminal</b>	General Civil - Level 3	2017	1	1	-	1	1	2	4	1	1	-	1	13	0%	13
		2016	1	2	1	2	1	1	-	1	3	1	2	13	↔	15
	Probates/Wills & Trusts - Level 2	2017	-	1	1	-	-	1	-	-	2	1	-	6	-14%	6
		2016	1	2	1	-	1	1	-	1	-	-	2	7	▼	9
	Uncontested Divorce	2017	1	2	4	-	2	2	2	-	3	2	-	19	-37%	19
		2016	3	2	3	4	3	2	3	-	7	1	2	30	▼	31
	Felonies and Related Matters	2017	22	87	41	51	94	26	132	36	46	52	78	665	-16%	665
		2016	26	207	49	34	105	42	103	47	46	52	81	792	▼	832
	Misdemeanor	2017	22	19	16	14	23	10	22	20	20	18	15	199	2%	199
		2016	9	29	16	9	18	7	16	31	17	23	21	196	▲	205
	Other Criminally Related Matters	2017	1	3	3	5	6	1	4	6	8	5	-	42	50%	42
		2016	1	6	5	2	-	1	1	-	2	5	5	28	▲	28
<b>Miscellaneous</b>		2017	13	17	23	16	15	18	15	10	19	14	28	188	19%	188
		2016	15	10	25	10	15	11	12	18	13	12	17	158	▲	173
<b>Other</b>		2017	59	23	31	13	27	21	15	28	18	25	13	273	131%	273
		2016	11	16	5	15	6	8	10	12	6	19	10	118	▲	128



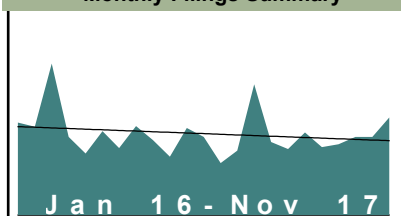
January 2016 -- November 2017 Filings

## Dashboard

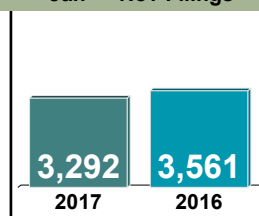
Court: Franklin County Circuit  
 Start/End Date: Jan-16 / Nov-17  
 2016 Average Month: 322  
 Jan-Nov 2016: 3,561  
 Filings Trending: ▼

Circuit/Court ID: 22  
 222067  
 Type of Case: Filings  
 2017 Average Month: 299  
 Jan-Nov 2017 : 3,292  
 Overall AVG. Month: 311

## Monthly Filings Summary



## Jan --- Nov Filings



## Filings by Division

		Jan	Feb	Mar	Apr	May	Jun	Jul	Aug	Sep	Oct	Nov	Dec	Thru Nov	% Change	Total
<b>Total</b>	2017	199	246	499	279	252	316	259	271	299	299	373	-	3,292	-8%	3,292
	2016	353	338	578	299	235	320	256	340	286	223	333	299	3,561	▼	3,860
<b>Civil</b>	2017	43	48	44	32	50	47	58	49	39	51	69	-	530	13%	530
	2016	33	40	40	66	40	41	38	49	46	40	38	33	471	▲	504
<b>Criminal</b>	2017	72	114	318	170	104	181	111	121	148	135	172	-	1,646	-5%	1,646
	2016	138	126	394	151	114	175	102	153	113	70	191	177	1,727	▼	1,904
<b>Miscellaneous</b>	2017	84	83	135	77	97	86	89	99	111	112	131	-	1,104	-19%	1,104
	2016	181	172	144	81	81	104	116	135	127	111	103	89	1,355	▼	1,444
<b>Other</b>	2017	-	1	2	-	1	2	1	2	1	1	1	-	12	50%	12
	2016	1	-	-	1	-	-	-	3	-	2	1	-	8	▲	8

## Filings by Division &amp; Case Category

			Jan	Feb	Mar	Apr	May	Jun	Jul	Aug	Sep	Oct	Nov	Dec	Thru Nov	% Change	Total
Civil	Administrative Law	2017	2	1	-	-	-	-	-	-	-	-	-	-	3	200%	3
		2016	-	-	-	-	-	-	-	1	-	-	-	-	1	▲	1
	Contested Divorce	2017	4	5	9	7	8	3	7	9	-	2	8	-	62	0%	62
		2016	7	6	14	4	4	4	5	7	5	4	2	3	62	↔	65
	Domestic and Family - Level 1	2017	17	1	8	3	4	10	9	4	7	10	7	-	80	-13%	80
		2016	2	5	4	22	5	7	11	7	10	8	11	4	92	▼	96
	Domestic and Family - Level 2	2017	-	1	-	1	-	1	6	3	4	3	6	-	25	-7%	25
		2016	3	5	2	4	-	2	1	8	-	1	1	1	27	▼	28
	General Civil - Level 1	2017	-	-	-	2	-	2	1	2	-	-	-	-	7	600%	7
		2016	-	-	1	-	-	-	-	-	-	-	-	-	1	▲	1
	General Civil - Level 2	2017	6	12	6	8	11	10	15	10	6	6	6	-	96	16%	96
		2016	5	3	7	11	10	10	8	2	10	9	8	10	83	▲	93
	General Civil - Level 3	2017	3	12	2	1	11	4	3	9	5	11	24	-	85	60%	85
		2016	1	3	2	6	7	3	3	7	7	8	6	6	53	▲	59
Probates/Wills & Trusts - Level 1	2017	-	-	-	-	-	-	1	-	-	-	-	-	1	-50%	1	
	2016	-	-	-	-	-	-	-	1	1	-	-	-	2	▼	2	
Probates/Wills & Trusts - Level 2	2017	1	2	3	1	2	-	4	-	4	2	3	-	22	57%	22	
	2016	4	1	-	2	-	-	-	2	2	-	3	-	14	▲	14	
Protective Orders	2017	-	-	-	-	-	-	-	-	-	-	-	-	0	-100%	0	
	2016	-	-	-	-	-	-	1	1	-	-	-	-	2	▼	2	
Uncontested Divorce	2017	10	14	16	9	14	17	12	12	13	17	15	-	149	11%	149	
	2016	11	17	10	17	14	15	9	13	11	10	7	9	134	▲	143	
Criminal	Capital Murder	2017	-	-	-	-	-	-	-	-	-	-	-	-	0	-100%	0
		2016	-	-	-	-	-	-	-	-	-	-	1	-	1	▼	1
	Felonies and Related Matters	2017	32	79	268	133	66	116	75	91	103	72	131	-	1,166	4%	1,166
		2016	80	78	295	71	65	125	64	95	66	35	145	139	1,119	▲	1,258
	Misdemeanor	2017	40	34	42	35	33	58	29	27	37	54	35	-	424	-22%	424
		2016	53	44	97	73	44	42	30	49	40	33	38	37	543	▼	580
	Other Criminally Related Matters	2017	-	1	8	2	5	7	7	3	8	9	6	-	56	-13%	56
		2016	5	4	2	7	5	8	8	9	7	2	7	1	64	▼	65
	Miscellaneous	2017	84	83	135	77	97	86	89	99	111	112	131	-	1,104	-19%	1,104
		2016	181	172	144	81	81	104	116	135	127	111	103	89	1,355	▼	1,444
Other	2017	-	1	2	-	1	2	1	2	1	1	1	-	12	50%	12	
	2016	1	-	-	1	-	-	-	3	-	2	1	-	8	▲	8	


January 2016 -- November 2017 Filings

Dashboard

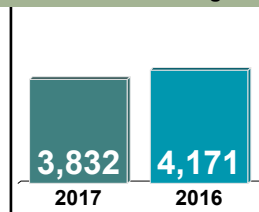
Court: Pittsylvania Circuit  
 Start/End Date: Jan-16 / Nov-17  
 2016 Average Month: 376  
 Jan-Nov 2016: 4,171  
 Filings Trending: ▼

Circuit/Court ID: 22  
 222143  
 Type of Case: Filings  
 2017 Average Month: 348  
 Jan-Nov 2017 : 3,832  
 Overall AVG. Month: 363

Monthly Filings Summary



Jan --- Nov Filings



Filings by Division

		Jan	Feb	Mar	Apr	May	Jun	Jul	Aug	Sep	Oct	Nov	Dec	Thru Nov	% Change	Total
<b>Total</b>	2017	290	440	365	375	355	386	240	379	344	352	306	-	3,832	-8%	3,832
	2016	423	564	490	371	305	380	235	453	270	357	323	340	4,171	▼	4,511
<b>Civil</b>	2017	49	73	54	39	39	31	43	43	76	33	29	-	509	7%	509
	2016	23	64	65	29	46	26	52	55	38	40	37	37	475	▲	512
<b>Criminal</b>	2017	65	108	77	158	145	185	63	147	97	128	62	-	1,235	-10%	1,235
	2016	81	136	154	161	90	210	37	186	88	128	99	135	1,370	▼	1,505
<b>Miscellaneous</b>	2017	155	232	207	138	140	142	106	156	148	161	195	-	1,780	-11%	1,780
	2016	269	321	244	156	141	118	127	182	122	160	171	150	2,011	▼	2,161
<b>Other</b>	2017	21	27	27	40	31	28	28	33	23	30	20	-	308	-2%	308
	2016	50	43	27	25	28	26	19	30	22	29	16	18	315	▼	333

Filings by Division & Case Category

		Jan	Feb	Mar	Apr	May	Jun	Jul	Aug	Sep	Oct	Nov	Dec	Thru Nov	% Change	Total
<b>Civil</b>	Administrative Law	2017	1	-	-	-	1	1	-	-	-	-	-	3	50%	3
		2016	-	-	-	-	1	-	-	-	-	-	-	2	▲	2
	Contested Divorce	2017	9	8	14	10	5	8	11	6	5	3	6	85	23%	85
		2016	4	5	12	9	4	4	6	9	7	5	4	69	▲	78
	Domestic and Family - Level 1	2017	14	38	8	4	3	-	9	8	38	2	4	128	2%	128
		2016	6	35	24	6	18	2	13	10	3	3	5	125	▲	128
	Domestic and Family - Level 2	2017	1	2	1	1	1	-	-	-	3	1	1	11	-50%	11
		2016	2	2	1	1	-	1	4	5	2	3	1	22	▼	23
	General Civil - Level 1	2017	-	-	-	-	1	-	-	-	-	-	-	1	-67%	1
		2016	-	1	-	1	-	-	1	-	-	-	1	3	▼	4
	General Civil - Level 2	2017	5	11	7	5	4	2	1	5	6	6	4	56	6%	56
		2016	-	4	8	4	8	5	2	6	7	6	3	53	▲	58
<b>Criminal</b>	General Civil - Level 3	2017	4	1	3	1	4	9	6	4	7	1	4	44	13%	44
		2016	4	3	3	5	2	4	2	2	2	3	9	39	▲	42
	Probates/Wills & Trusts - Level 1	2017	-	-	1	-	-	-	-	-	-	-	-	1	0%	1
		2016	-	-	-	-	-	-	-	1	-	-	-	1	↔	1
	Probates/Wills & Trusts - Level 2	2017	3	1	1	-	2	1	1	3	-	2	-	14	-18%	14
		2016	-	2	1	1	2	2	3	-	-	3	3	17	▼	17
	Uncontested Divorce	2017	12	12	19	18	18	10	15	17	17	18	10	166	15%	166
		2016	7	12	16	2	11	8	20	23	16	17	12	144	▲	159
	Capital Murder	2017	-	-	-	-	-	-	-	-	-	-	-	0	-100%	0
		2016	-	-	-	-	1	1	-	-	-	-	-	2	▼	2
	Felonies and Related Matters	2017	47	82	63	131	114	149	28	114	67	84	44	923	-10%	923
		2016	44	100	118	131	55	184	25	151	51	94	68	1,021	▼	1,131
<b>Miscellaneous</b>	Misdemeanor	2017	15	24	10	25	27	35	29	26	30	39	16	276	-4%	276
		2016	30	29	27	28	29	23	9	27	33	26	26	287	▼	311
	Other Criminally Related Matters	2017	3	2	4	2	4	1	6	7	-	5	2	36	-40%	36
		2016	7	7	9	2	5	2	3	8	4	8	5	60	▼	61
	Miscellaneous	2017	155	232	207	138	140	142	106	156	148	161	195	1,780	-11%	1,780
		2016	269	321	244	156	141	118	127	182	122	160	171	2,011	▼	2,161
	Other	2017	21	27	27	40	31	28	28	33	23	30	20	308	-2%	308
		2016	50	43	27	25	28	26	19	30	22	29	16	315	▼	333


January 2016 -- November 2017 Filings

Dashboard

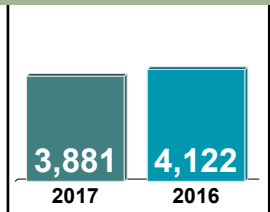
Court: Danville Circuit  
 Start/End Date: Jan-16 / Nov-17  
 2016 Average Month: 368  
 Jan-Nov 2016: 4,122  
 Filings Trending: ▼

Circuit/Court ID: 22  
 222590  
 Type of Case: Filings  
 2017 Average Month: 353  
 Jan-Nov 2017 : 3,881  
 Overall AVG. Month: 361

Monthly Filings Summary



Jan --- Nov Filings



Filings by Division

		Jan	Feb	Mar	Apr	May	Jun	Jul	Aug	Sep	Oct	Nov	Dec	Thru Nov	% Change	Total
<b>Total</b>	2017	343	422	368	350	241	513	226	453	310	356	299	-	3,881	-6%	3,881
	2016	413	427	448	371	277	449	259	551	329	296	302	289	4,122	▼	4,411
<b>Civil</b>	2017	24	41	42	43	28	45	30	28	31	16	39	-	367	-17%	367
	2016	37	40	54	38	34	44	40	53	46	27	30	25	443	▼	468
<b>Criminal</b>	2017	252	296	219	252	143	405	146	355	222	271	201	-	2,762	-5%	2,762
	2016	303	295	234	269	170	352	174	422	216	229	231	204	2,895	▼	3,099
<b>Miscellaneous</b>	2017	67	85	107	55	69	62	50	70	56	68	59	-	748	-4%	748
	2016	73	92	160	64	72	53	44	73	66	40	41	59	778	▼	837
<b>Other</b>	2017	-	-	-	-	1	1	-	-	1	1	-	-	4	-33%	4
	2016	-	-	-	-	1	-	1	3	1	-	-	1	6	▼	7

Filings by Division & Case Category

		Jan	Feb	Mar	Apr	May	Jun	Jul	Aug	Sep	Oct	Nov	Dec	Thru Nov	% Change	Total
<b>Civil</b>	<b>Administrative Law</b>	2017	2	3	8	4	-	2	-	-	-	-	-	19	-53%	19
		2016	5	8	3	3	-	2	5	5	5	1	3	40	▼	46
	<b>Contested Divorce</b>	2017	2	2	4	-	1	2	3	3	3	1	1	22	-45%	22
		2016	-	4	4	4	-	8	1	6	3	5	5	40	▼	41
	<b>Domestic and Family - Level 1</b>	2017	5	15	10	9	7	18	1	5	2	5	4	81	-8%	81
		2016	13	10	17	3	5	7	5	7	8	4	9	88	▼	89
	<b>Domestic and Family - Level 2</b>	2017	1	2	2	5	-	1	1	-	3	-	-	15	-67%	15
		2016	5	4	3	4	-	3	4	14	6	2	-	45	▼	46
	<b>General Civil - Level 1</b>	2017	1	-	2	-	1	-	1	-	1	-	1	7	-30%	7
		2016	1	-	-	1	2	-	2	1	1	1	-	10	▼	10
	<b>General Civil - Level 2</b>	2017	2	4	5	7	4	7	8	6	3	4	8	58	2%	58
		2016	6	1	6	9	6	4	9	4	7	4	1	57	▲	62
	<b>General Civil - Level 3</b>	2017	6	9	2	7	8	11	9	8	10	3	20	93	24%	93
		2016	1	6	12	4	10	12	7	5	8	6	4	75	▲	81
<b>Criminal</b>	<b>Probates/Wills &amp; Trusts - Level 1</b>	2017	-	-	-	-	-	-	-	-	-	-	-	0	-100%	0
		2016	-	-	-	2	-	-	-	-	-	2	-	4	▼	4
	<b>Probates/Wills &amp; Trusts - Level 2</b>	2017	1	-	-	1	1	1	4	4	4	-	-	16	167%	16
		2016	-	-	-	1	-	2	-	1	2	-	-	6	▲	6
	<b>Protective Orders</b>	2017	-	-	-	-	-	-	-	-	-	-	-	0	-100%	0
		2016	2	1	-	-	-	-	-	-	-	-	-	3	▼	3
	<b>Uncontested Divorce</b>	2017	4	6	9	10	6	3	3	2	5	3	5	56	-25%	56
		2016	4	6	9	7	11	6	7	10	6	2	7	75	▼	80
	<b>Capital Murder</b>	2017	-	-	-	-	-	-	-	-	3	-	-	3	200%	3
		2016	-	-	-	-	-	-	-	-	-	1	-	1	▲	1
<b>Miscellaneous</b>	<b>Felonies and Related Matters</b>	2017	186	185	146	137	96	297	108	213	164	145	151	1,828	-4%	1,828
		2016	249	160	170	161	112	223	132	277	131	130	156	1,901	▼	2,002
	<b>Misdemeanor</b>	2017	58	96	64	107	40	101	29	132	53	116	41	837	-6%	837
		2016	50	126	58	102	48	117	36	134	67	95	60	893	▼	987
	<b>Other Criminally Related Matters</b>	2017	8	15	9	8	7	7	9	10	5	7	9	94	-6%	94
		2016	4	9	6	6	10	12	6	11	18	4	14	100	▼	109
<b>Other</b>		2017	67	85	107	55	69	62	50	70	56	68	59	748	-4%	748
		2016	73	92	160	64	72	53	44	73	66	40	41	778	▼	837

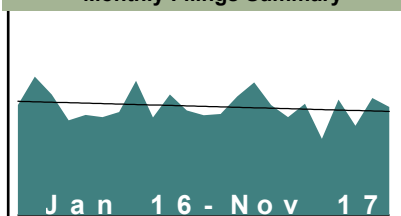
January 2016 -- November 2017 Filings

## Dashboard

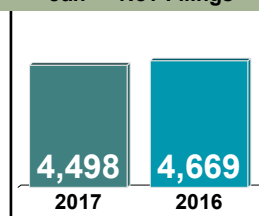
**Court:** Roanoke County Circuit  
**Start/End Date:** Jan-16 / Nov-17  
**2016 Average Month:** 421  
**Jan-Nov 2016:** 4,669  
**Filings Trending:** ▼

**Circuit/Court ID:** 23  
 223161  
**Type of Case:** Filings  
**2017 Average Month:** 409  
**Jan-Nov 2017 :** 4,498  
**Overall AVG. Month:** 415

## Monthly Filings Summary



## Jan --- Nov Filings



## Filings by Division

		Jan	Feb	Mar	Apr	May	Jun	Jul	Aug	Sep	Oct	Nov	Dec	Thru Nov	% Change	Total
<b>Total</b>	2017	386	453	507	420	374	425	291	441	341	447	413	-	4,498	-4%	4,498
	2016	420	529	461	362	383	374	393	513	373	461	400	381	4,669	▼	5,050
<b>Civil</b>	2017	53	56	90	64	66	76	48	76	54	54	57	-	694	2%	694
	2016	46	79	68	63	57	69	58	66	56	61	59	54	682	▲	736
<b>Criminal</b>	2017	131	173	160	173	136	175	86	162	98	192	127	-	1,613	-12%	1,613
	2016	111	215	172	140	192	129	149	218	139	214	146	193	1,825	▼	2,018
<b>Miscellaneous</b>	2017	164	196	215	154	121	142	139	175	156	179	191	-	1,832	-15%	1,832
	2016	263	232	221	158	131	174	185	228	178	185	194	131	2,149	▼	2,280
<b>Other</b>	2017	38	28	42	29	51	32	18	28	33	22	38	-	359	2,662%	359
	2016	-	3	-	1	3	2	1	1	-	1	1	3	13	▲	16

## Filings by Division &amp; Case Category

		Jan	Feb	Mar	Apr	May	Jun	Jul	Aug	Sep	Oct	Nov	Dec	Thru Nov	% Change	Total
<b>Civil</b>	<b>Administrative Law</b>	2017	2	1	2	-	1	-	-	-	-	-	-	6	-45%	6
		2016	2	-	-	2	-	2	-	1	3	1	3	11	▼	14
	<b>Contested Divorce</b>	2017	6	10	13	11	8	10	5	13	6	10	11	103	-9%	103
		2016	7	9	14	15	13	15	9	8	9	7	6	113	▼	119
	<b>Domestic and Family - Level 1</b>	2017	8	12	10	14	15	8	5	6	6	6	16	106	19%	106
		2016	8	16	8	3	9	5	5	19	3	6	7	89	▲	104
	<b>Domestic and Family - Level 2</b>	2017	1	-	4	5	2	2	3	3	2	5	3	30	-3%	30
		2016	-	2	5	1	4	4	2	2	3	3	5	31	▼	33
	<b>General Civil - Level 1</b>	2017	1	-	-	2	-	-	1	-	-	1	-	5	150%	5
		2016	-	-	-	-	1	-	-	-	1	-	-	2	▲	2
	<b>General Civil - Level 2</b>	2017	8	7	12	4	10	13	7	14	11	9	8	103	-1%	103
		2016	9	6	9	11	14	9	12	7	4	15	8	104	▼	110
	<b>General Civil - Level 3</b>	2017	1	4	13	14	9	10	7	5	6	3	5	77	20%	77
		2016	2	18	6	4	2	6	6	2	7	5	6	64	▲	72
	<b>Probates/Wills &amp; Trusts - Level 1</b>	2017	-	-	-	-	-	-	1	2	1	-	1	5	67%	5
		2016	1	1	-	-	-	-	1	-	-	-	-	3	▲	3
	<b>Probates/Wills &amp; Trusts - Level 2</b>	2017	8	3	5	2	3	7	-	3	3	4	-	38	-17%	38
		2016	4	1	3	6	1	4	-	11	6	4	6	46	▼	47
	<b>Protective Orders</b>	2017	-	-	-	-	-	-	-	-	-	1	-	1	1	1
		2016	-	-	-	-	-	-	-	-	-	-	-	0	↔	0
	<b>Uncontested Divorce</b>	2017	18	19	31	12	18	26	19	30	19	16	12	220	0%	220
		2016	13	26	23	21	13	26	22	16	22	18	19	219	▲	232
<b>Criminal</b>	<b>Capital Murder</b>	2017	-	-	-	-	-	-	-	-	-	-	-	0	0	0
		2016	-	-	-	-	-	-	-	-	-	-	1	0	↔	1
	<b>Felonies and Related Matters</b>	2017	95	143	109	134	95	146	68	123	71	150	100	1,234	-8%	1,234
		2016	83	149	117	93	136	103	105	175	102	168	109	1,340	▼	1,489
	<b>Misdemeanor</b>	2017	25	24	43	29	32	23	14	31	19	33	21	294	-23%	294
		2016	21	54	46	34	48	23	37	33	25	36	26	383	▼	416
	<b>Other Criminally Related Matters</b>	2017	11	6	8	10	9	6	4	8	8	9	6	85	-17%	85
		2016	7	12	9	13	8	3	7	10	12	10	11	102	▼	112
	<b>Miscellaneous</b>	2017	164	196	215	154	121	142	139	175	156	179	191	1,832	-15%	1,832
		2016	263	232	221	158	131	174	185	228	178	185	194	2,149	▼	2,280
	<b>Other</b>	2017	38	28	42	29	51	32	18	28	33	22	38	359	2,662%	359
		2016	-	3	-	1	3	2	1	1	-	1	1	13	▲	16

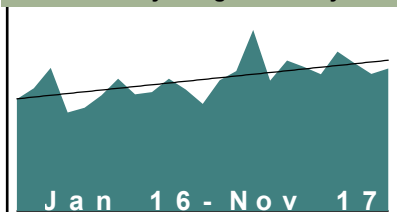
January 2016 -- November 2017 Filings

Dashboard

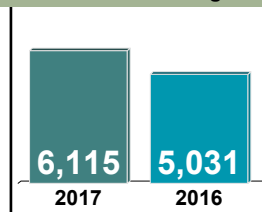
**Court:** Roanoke Circuit  
**Start/End Date:** Jan-16 / Nov-17  
**2016 Average Month:** 453  
**Jan-Nov 2016:** 5,031  
**Filings Trending:** ▲

**Circuit/Court ID:** 23  
**223770**  
**Type of Case:** Filings  
**2017 Average Month:** 556  
**Jan-Nov 2017 :** 6,115  
**Overall AVG. Month:** 502

Monthly Filings Summary



Jan --- Nov Filings



Filings by Division

		Jan	Feb	Mar	Apr	May	Jun	Jul	Aug	Sep	Oct	Nov	Dec	Thru Nov	% Change	Total
<b>Total</b>	2017	499	535	692	498	575	551	522	609	565	524	545	-	6,115	22%	6,115
	2016	428	469	547	376	395	442	505	446	454	505	464	409	5,031	▲	5,440
<b>Civil</b>	2017	125	143	174	110	117	135	129	143	147	120	152	-	1,495	26%	1,495
	2016	94	91	108	100	107	121	143	117	105	95	108	107	1,189	▲	1,296
<b>Criminal</b>	2017	256	249	271	219	250	201	217	243	232	187	173	-	2,498	5%	2,498
	2016	174	226	259	161	182	227	226	194	232	287	203	186	2,371	▲	2,557
<b>Miscellaneous</b>	2017	116	133	161	118	134	132	113	153	134	144	139	-	1,477	3%	1,477
	2016	160	150	178	114	104	91	131	134	115	114	146	112	1,437	▲	1,549
<b>Other</b>	2017	2	10	86	51	74	83	63	70	52	73	81	-	645	1,797%	645
	2016	-	2	2	1	2	3	5	1	2	9	7	4	34	▲	38

Filings by Division & Case Category

		Jan	Feb	Mar	Apr	May	Jun	Jul	Aug	Sep	Oct	Nov	Dec	Thru Nov	% Change	Total
<b>Civil</b>	<b>Administrative Law</b>	2017	-	1	1	-	-	1	-	-	-	1	-	4	-33%	4
		2016	2	-	1	1	1	-	-	-	1	-	-	6	▼	6
	<b>Contested Divorce</b>	2017	10	13	13	9	13	11	9	18	14	12	9	131	-4%	131
		2016	9	9	10	14	19	12	17	10	12	13	12	137	▼	143
	<b>Domestic and Family - Level 1</b>	2017	32	34	63	27	20	30	28	33	35	30	56	388	58%	388
		2016	7	10	8	20	15	36	53	24	25	15	33	246	▲	298
	<b>Domestic and Family - Level 2</b>	2017	3	9	9	4	6	9	6	5	4	11	7	73	78%	73
		2016	3	3	7	2	1	6	4	1	3	4	7	41	▲	41
	<b>General Civil - Level 1</b>	2017	12	10	8	4	7	9	12	2	10	4	4	82	30%	82
		2016	12	6	9	1	6	7	6	3	4	3	6	63	▲	70
	<b>General Civil - Level 2</b>	2017	30	31	29	26	26	27	20	16	48	17	23	293	26%	293
		2016	22	17	32	13	25	21	24	16	19	29	19	233	▲	252
	<b>General Civil - Level 3</b>	2017	4	7	20	6	9	6	21	22	12	8	12	127	5%	127
		2016	7	10	13	8	9	17	11	22	10	5	9	121	▲	123
<b>Criminal</b>	<b>Probates/Wills &amp; Trusts - Level 1</b>	2017	-	-	1	-	1	-	-	-	-	2	-	4	100%	4
		2016	-	-	-	1	-	-	1	-	-	-	-	2	▲	2
	<b>Probates/Wills &amp; Trusts - Level 2</b>	2017	13	6	5	8	4	6	7	6	6	4	-	69	64%	69
		2016	1	8	2	3	5	4	3	3	7	4	2	42	▲	44
	<b>Uncontested Divorce</b>	2017	21	32	25	26	31	37	40	18	32	34	-	324	9%	324
		2016	31	28	26	37	27	17	37	25	21	24	19	298	▲	317
	<b>Felonies and Related Matters</b>	2017	209	208	214	172	201	171	205	178	143	134	-	1,992	6%	1,992
		2016	135	182	223	117	151	179	150	173	238	148	151	1,875	▲	2,026
	<b>Misdemeanor</b>	2017	29	25	38	30	36	19	37	26	32	22	26	320	-1%	320
		2016	22	29	28	18	22	29	28	35	44	33	35	323	▼	345
	<b>Other Criminally Related Matters</b>	2017	18	16	19	17	13	11	23	12	22	22	13	186	8%	186
		2016	17	15	8	26	9	19	9	15	16	20	13	173	▲	186
	<b>Miscellaneous</b>	2017	116	133	161	118	134	132	113	153	134	144	139	1,477	3%	1,477
		2016	160	150	178	114	104	91	131	134	115	114	146	1,437	▲	1,549
<b>Other</b>		2017	2	10	86	51	74	83	63	70	52	73	81	645	1,797%	645
		2016	-	2	2	1	2	3	5	1	2	9	7	34	▲	38


January 2016 -- November 2017 Filings

Dashboard

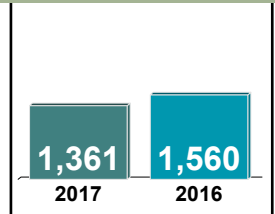
Court: Salem Circuit  
 Start/End Date: Jan-16 / Nov-17  
 2016 Average Month: 142  
 Jan-Nov 2016: 1,560  
 Filings Trending: ▼

Circuit/Court ID: 23  
 223775  
 Type of Case: Filings  
 2017 Average Month: 124  
 Jan-Nov 2017 : 1,361  
 Overall AVG. Month: 133

Monthly Filings Summary



Jan --- Nov Filings



Filings by Division

		Jan	Feb	Mar	Apr	May	Jun	Jul	Aug	Sep	Oct	Nov	Dec	Thru Nov	% Change	Total
<b>Total</b>	2017	115	168	145	102	92	135	78	122	132	163	109	-	1,361	-13%	1,361
	2016	155	142	162	142	150	99	134	165	172	103	136	142	1,560	▼	1,702
<b>Civil</b>	2017	22	23	18	20	14	37	22	17	22	23	19	-	237	6%	237
	2016	17	19	31	24	17	19	17	18	33	15	14	31	224	▲	255
<b>Criminal</b>	2017	48	105	82	47	44	56	32	71	71	86	48	-	690	-18%	690
	2016	82	73	81	72	109	48	78	90	109	36	68	65	846	▼	911
<b>Miscellaneous</b>	2017	45	40	45	35	33	42	23	33	39	53	42	-	430	-12%	430
	2016	56	50	50	46	24	32	39	57	30	52	54	46	490	▼	536
<b>Other</b>	2017	-	-	-	-	1	-	1	1	-	1	-	-	4	4	4
	2016	-	-	-	-	-	-	-	-	-	-	-	-	0	↔	0

Filings by Division & Case Category

			Jan	Feb	Mar	Apr	May	Jun	Jul	Aug	Sep	Oct	Nov	Dec	Thru Nov	% Change	Total
Civil	Administrative Law	2017	-	-	1	-	-	-	1	1	-	-	1	-	4	4	4
		2016	-	-	-	-	-	-	-	-	-	-	-	-	0	↔	0
	Contested Divorce	2017	1	7	4	7	2	6	5	2	7	6	2	-	49	-2%	49
		2016	6	4	6	8	4	3	7	7	1	2	2	8	50	▼	58
	Domestic and Family - Level 1	2017	-	-	-	-	-	-	-	-	-	-	-	-	0	-100%	0
		2016	1	-	-	-	-	-	-	-	-	-	-	-	1	▼	1
	Domestic and Family - Level 2	2017	3	-	1	1	-	3	3	-	1	2	-	-	14	27%	14
		2016	-	-	2	1	3	3	-	-	-	-	2	1	11	▲	12
	General Civil - Level 1	2017	-	-	2	-	-	2	2	-	-	-	1	-	7	133%	7
		2016	-	1	-	-	-	-	-	-	2	-	-	2	3	▲	5
	General Civil - Level 2	2017	8	5	3	4	5	11	5	6	6	6	5	-	64	3%	64
		2016	1	4	10	5	4	6	4	2	19	7	-	11	62	▲	73
General Civil - Level 3	2017	5	7	1	2	-	6	2	1	4	2	2	-	32	52%	32	
	2016	1	2	1	2	-	3	2	-	5	-	5	2	21	▲	23	
Probates/Wills & Trusts - Level 2	2017	-	-	1	1	2	1	-	-	-	-	3	-	8	-38%	8	
	2016	2	2	3	1	1	-	-	1	1	1	1	1	13	▼	14	
Uncontested Divorce	2017	5	4	5	5	5	8	4	7	4	4	8	-	59	-6%	59	
	2016	6	6	9	7	5	4	4	8	5	5	4	6	63	▼	69	
Criminal	Felonies and Related Matters	2017	36	85	70	31	35	51	28	52	67	61	40	-	556	-20%	556
		2016	68	62	72	66	71	43	68	78	90	26	53	55	697	▼	752
	Misdemeanor	2017	8	19	8	13	5	4	2	15	4	21	4	-	103	-10%	103
		2016	10	8	6	5	34	3	6	8	17	6	11	6	114	▼	120
	Other Criminally Related Matters	2017	4	1	4	3	4	1	2	4	-	4	4	-	31	-11%	31
		2016	4	3	3	1	4	2	4	4	2	4	4	4	35	▼	39
	Miscellaneous	2017	45	40	45	35	33	42	23	33	39	53	42	-	430	-12%	430
		2016	56	50	50	46	24	32	39	57	30	52	54	46	490	▼	536
	Other	2017	-	-	-	-	1	-	1	1	-	1	-	-	4	4	4
		2016	-	-	-	-	-	-	-	-	-	-	-	-	0	↔	0




January 2016 -- November 2017 Filings

## Dashboard

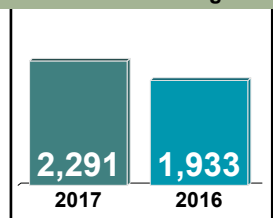
Court: Amherst Circuit  
 Start/End Date: Jan-16 / Nov-17  
 2016 Average Month: 177  
 Jan-Nov 2016: 1,933  
 Filings Trending: ▲

Circuit/Court ID: 24  
 224009  
 Type of Case: Filings  
 2017 Average Month: 208  
 Jan-Nov 2017 : 2,291  
 Overall AVG. Month: 192

## Monthly Filings Summary



## Jan --- Nov Filings



## Filings by Division

		Jan	Feb	Mar	Apr	May	Jun	Jul	Aug	Sep	Oct	Nov	Dec	Thru Nov	% Change	Total
<b>Total</b>	2017	166	243	226	230	192	208	238	230	142	184	232	-	2,291	19%	2,291
	2016	140	203	156	183	118	190	162	193	175	179	234	190	1,933	▲	2,123
<b>Civil</b>	2017	27	27	26	11	28	19	15	24	22	30	19	-	248	20%	248
	2016	16	19	19	31	11	14	21	18	20	24	13	43	206	▲	249
<b>Criminal</b>	2017	54	107	85	155	83	99	147	104	57	77	104	-	1,072	44%	1,072
	2016	7	64	34	84	29	108	54	102	65	73	127	75	747	▲	822
<b>Miscellaneous</b>	2017	59	91	95	53	63	68	62	83	61	75	108	-	818	7%	818
	2016	88	106	86	48	54	47	68	54	70	65	79	58	765	▲	823
<b>Other</b>	2017	26	18	20	11	18	22	14	19	2	2	1	-	153	-29%	153
	2016	29	14	17	20	24	21	19	19	20	17	15	14	215	▼	229

## Filings by Division &amp; Case Category

			Jan	Feb	Mar	Apr	May	Jun	Jul	Aug	Sep	Oct	Nov	Dec	Thru Nov	% Change	Total	
Civil	Administrative Law	2017	1	1	-	-	-	-	1	-	-	1	1	-	5	25%	5	
		2016	-	-	-	-	-	-	1	-	2	-	1	-	4	▲	4	
	Contested Divorce	2017	4	2	4	1	2	1	1	2	-	2	3	-	22	-4%	22	
		2016	1	4	2	3	1	-	4	3	2	1	2	3	23	▼	26	
	Domestic and Family - Level 1	2017	8	9	8	-	5	2	2	6	5	9	5	-	59	4%	59	
		2016	5	9	5	9	6	5	5	1	5	5	2	24	57	▲	81	
	Domestic and Family - Level 2	2017	1	1	-	1	2	1	-	-	-	3	-	-	9	29%	9	
		2016	-	-	3	1	1	-	-	-	1	1	-	1	7	▲	8	
	General Civil - Level 1	2017	1	-	1	1	-	1	-	-	-	-	-	-	4	100%	4	
		2016	-	-	-	-	1	-	-	1	-	-	-	-	2	▲	2	
	General Civil - Level 2	2017	4	2	3	2	8	5	2	3	8	5	4	-	46	28%	46	
		2016	1	4	2	6	-	4	3	6	2	6	2	7	36	▲	43	
	General Civil - Level 3	2017	3	5	2	2	5	3	3	2	5	1	2	-	33	50%	33	
		2016	5	1	1	8	-	-	-	2	1	3	1	3	22	▲	25	
Probates/Wills & Trusts - Level 1	2017	-	-	-	-	2	-	-	-	-	-	-	-	2	2	2		
	2016	-	-	-	-	-	-	-	-	-	-	-	-	0	↔	0		
Probates/Wills & Trusts - Level 2	2017	-	1	-	-	-	-	-	1	-	-	-	-	2	100%	2		
	2016	-	-	-	-	-	-	-	-	-	-	1	-	1	▲	1		
Uncontested Divorce	2017	5	6	8	4	4	6	6	10	4	9	4	-	66	22%	66		
	2016	4	1	6	4	2	5	8	5	7	8	4	5	54	▲	59		
Criminal	Felonies and Related Matters	2017	24	72	59	136	49	67	120	56	32	45	71	-	731	51%	731	
		2016	1	46	19	51	14	67	41	59	35	53	97	49	483	▲	532	
	Misdemeanor	2017	13	18	13	11	25	27	21	34	23	19	23	-	227	23%	227	
		2016	4	15	9	29	5	35	12	25	14	17	20	17	185	▲	202	
	Other Criminally Related Matters	2017	17	17	13	8	9	5	6	14	2	13	10	-	114	44%	114	
		2016	2	3	6	4	10	6	1	18	16	3	10	9	79	▲	88	
	Miscellaneous	Other	2017	59	91	95	53	63	68	62	83	61	75	108	-	818	7%	818
			2016	88	106	86	48	54	47	68	54	70	65	79	58	765	▲	823
		Other	2017	26	18	20	11	18	22	14	19	2	2	1	-	153	-29%	153
	2016	29	14	17	20	24	21	19	19	20	17	15	14	215	▼	229		


January 2016 -- November 2017 Filings

Dashboard

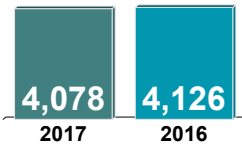
Court: Bedford Circuit  
 Start/End Date: Jan-16 / Nov-17  
 2016 Average Month: 374  
 Jan-Nov 2016: 4,126  
 Filings Trending: ↔

Circuit/Court ID: 24  
 224019  
 Type of Case: Filings  
 2017 Average Month: 371  
 Jan-Nov 2017 : 4,078  
 Overall AVG. Month: 372

Monthly Filings Summary



Jan --- Nov Filings



Filings by Division

		Jan	Feb	Mar	Apr	May	Jun	Jul	Aug	Sep	Oct	Nov	Dec	Thru Nov	% Change	Total
<b>Total</b>	2017	326	420	418	370	348	321	354	404	340	379	398	-	4,078	-1%	4,078
	2016	461	499	412	342	290	354	336	324	395	371	342	356	4,126	▼	4,482
<b>Civil</b>	2017	53	62	78	66	55	63	39	49	49	53	42	-	609	-5%	609
	2016	43	69	66	87	48	60	59	48	55	54	49	48	638	▼	686
<b>Criminal</b>	2017	52	158	113	92	99	82	142	126	125	92	102	-	1,183	15%	1,183
	2016	69	133	89	72	77	106	76	78	118	125	83	120	1,026	▲	1,146
<b>Miscellaneous</b>	2017	219	200	225	211	189	174	172	226	165	231	250	-	2,262	-8%	2,262
	2016	349	296	256	182	165	188	197	197	221	192	208	187	2,451	▼	2,638
<b>Other</b>	2017	2	-	2	1	5	2	1	3	1	3	4	-	24	118%	24
	2016	-	1	1	1	-	-	4	1	1	-	2	1	11	▲	12

Filings by Division & Case Category

		Jan	Feb	Mar	Apr	May	Jun	Jul	Aug	Sep	Oct	Nov	Dec	Thru Nov	% Change	Total
<b>Civil</b>	Administrative Law	2017	-	-	1	-	2	1	1	1	1	-	-	7	75%	7
		2016	-	-	1	-	-	-	1	2	-	-	-	4	▲	4
	Contested Divorce	2017	5	3	6	3	10	6	5	2	4	5	-	55	-29%	55
		2016	8	6	11	9	6	5	6	7	7	8	6	78	▼	84
	Domestic and Family - Level 1	2017	2	21	19	21	4	14	9	-	3	8	7	108	13%	108
		2016	2	20	12	14	9	13	11	1	8	3	11	96	▲	107
	Domestic and Family - Level 2	2017	7	8	9	2	7	11	3	5	4	4	2	62	24%	62
		2016	2	6	5	1	3	5	4	12	6	4	2	50	▲	56
	General Civil - Level 1	2017	-	1	-	2	-	-	1	1	-	-	-	5	5	5
		2016	-	-	-	-	-	-	-	-	-	-	1	0	↔	1
	General Civil - Level 2	2017	10	8	13	11	6	9	2	10	13	12	12	106	3%	106
		2016	6	12	11	12	3	10	11	6	11	12	9	103	▲	109
	General Civil - Level 3	2017	6	8	2	5	3	6	3	6	3	7	3	52	-21%	52
		2016	8	5	10	5	5	7	4	3	5	7	3	66	▼	69
<b>Criminal</b>	Probates/Wills & Trusts - Level 1	2017	-	-	-	-	1	-	2	-	-	-	-	3	-80%	3
		2016	-	-	-	12	-	-	2	-	1	-	1	15	▼	16
	Probates/Wills & Trusts - Level 2	2017	3	3	4	3	1	1	4	6	2	3	-	33	10%	33
		2016	3	5	3	6	4	3	4	1	-	1	-	30	▲	30
	Uncontested Divorce	2017	20	10	24	19	22	14	15	16	16	10	-	178	-9%	178
		2016	14	15	13	28	18	17	16	16	20	19	14	196	▼	210
	Capital Murder	2017	-	-	-	-	2	-	-	-	-	2	-	4	4	4
		2016	-	-	-	-	-	-	-	-	-	-	-	0	↔	0
	Felonies and Related Matters	2017	33	82	80	71	56	62	43	79	41	49	-	691	0%	691
		2016	39	96	65	53	47	69	60	79	81	61	74	689	▲	763
	Misdemeanor	2017	14	26	22	18	23	10	28	20	30	32	-	233	7%	233
		2016	19	32	21	16	16	16	20	10	28	22	17	218	▲	235
	Other Criminally Related Matters	2017	5	50	11	3	20	8	19	73	26	21	19	255	114%	255
		2016	11	5	3	3	14	21	17	8	11	22	4	119	▲	148
<b>Miscellaneous</b>	Other	2017	2	-	2	1	5	2	1	3	1	3	4	24	118%	24
		2016	-	1	1	1	-	-	4	1	1	-	2	11	▲	12

January 2016 -- November 2017 Filings

## Dashboard

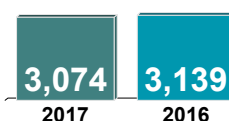
Court: Campbell Circuit  
 Start/End Date: Jan-16 / Nov-17  
 2016 Average Month: 283  
 Jan-Nov 2016: 3,139  
 Filings Trending: ↔

Circuit/Court ID: 24  
 224031  
 Type of Case: Filings  
 2017 Average Month: 279  
 Jan-Nov 2017 : 3,074  
 Overall AVG. Month: 281

## Monthly Filings Summary



## Jan --- Nov Filings



## Filings by Division

		Jan	Feb	Mar	Apr	May	Jun	Jul	Aug	Sep	Oct	Nov	Dec	Thru Nov	% Change	Total
<b>Total</b>	2017	252	318	312	242	242	267	217	415	223	326	260	-	3,074	-2%	3,074
	2016	312	276	362	219	288	262	294	275	262	253	336	257	3,139	▼	3,396
<b>Civil</b>	2017	45	43	62	43	44	46	44	56	35	68	41	-	527	10%	527
	2016	42	32	53	56	32	46	48	49	38	44	40	34	480	▲	514
<b>Criminal</b>	2017	63	152	79	85	86	95	61	198	53	111	80	-	1,063	1%	1,063
	2016	73	52	117	35	146	86	92	118	91	92	154	83	1,056	▲	1,139
<b>Miscellaneous</b>	2017	142	123	171	113	111	125	93	144	114	141	135	-	1,412	-11%	1,412
	2016	193	190	184	127	109	130	151	107	133	116	140	137	1,580	▼	1,717
<b>Other</b>	2017	2	-	-	1	1	1	19	17	21	6	4	-	72	213%	72
	2016	4	2	8	1	1	-	3	1	-	1	2	3	23	▲	26

## Filings by Division &amp; Case Category

		Jan	Feb	Mar	Apr	May	Jun	Jul	Aug	Sep	Oct	Nov	Dec	Thru Nov	% Change	Total
<b>Civil</b>	Administrative Law	2017	-	-	-	-	-	-	1	-	-	-	-	1	-67%	1
		2016	-	-	-	-	-	1	1	-	1	-	-	3	▼	3
	Contested Divorce	2017	2	4	3	4	3	8	1	6	3	11	11	56	8%	56
		2016	4	4	5	3	6	8	3	6	5	5	3	52	▲	58
	Domestic and Family - Level 1	2017	4	8	9	-	7	5	12	5	-	4	1	55	-27%	55
		2016	4	2	14	8	3	10	8	8	5	6	7	75	▼	79
	Domestic and Family - Level 2	2017	2	3	7	2	2	2	1	5	2	9	-	35	35%	35
		2016	1	-	3	1	3	5	2	1	4	4	2	26	▲	28
	General Civil - Level 1	2017	2	1	1	-	1	1	1	-	-	-	-	8	14%	8
		2016	-	-	2	-	1	1	3	-	-	-	-	7	▲	7
	General Civil - Level 2	2017	8	4	14	10	8	5	7	19	12	12	6	105	18%	105
		2016	5	9	3	11	7	7	9	12	10	5	11	89	▲	98
	General Civil - Level 3	2017	13	2	8	5	3	8	2	4	2	7	4	58	-11%	58
		2016	13	1	2	16	2	4	10	5	5	4	3	65	▼	68
<b>Criminal</b>	Probates/Wills & Trusts - Level 1	2017	1	-	1	-	-	-	-	-	-	-	-	2	-50%	2
		2016	1	-	3	-	-	-	-	-	-	-	1	4	▼	5
	Probates/Wills & Trusts - Level 2	2017	1	1	-	4	2	1	2	3	-	6	1	21	50%	21
		2016	2	3	5	-	2	1	-	-	1	-	-	14	▲	14
	Protective Orders	2017	-	-	-	-	-	-	-	-	-	-	-	0	-100%	0
		2016	1	-	-	-	-	-	-	-	-	-	-	1	▼	1
	Uncontested Divorce	2017	12	20	19	18	18	16	18	12	16	19	18	186	29%	186
		2016	11	13	16	17	8	10	12	16	9	18	14	144	▲	153
	Felonies and Related Matters	2017	32	98	51	56	54	61	46	135	31	63	56	683	-6%	683
		2016	49	25	70	21	112	55	69	78	57	51	137	724	▼	773
<b>Miscellaneous</b>	Misdemeanor	2017	24	47	26	25	24	28	12	55	18	40	20	319	8%	319
		2016	23	26	41	12	32	25	21	37	31	32	15	295	▲	321
	Other Criminally Related Matters	2017	7	7	2	4	8	6	3	8	4	8	4	61	65%	61
		2016	1	1	6	2	2	6	2	3	3	9	2	37	▲	45
<b>Other</b>	Miscellaneous	2017	142	123	171	113	111	125	93	144	114	141	135	1,412	-11%	1,412
		2016	193	190	184	127	109	130	151	107	133	116	140	1,580	▼	1,717
<b>Other</b>	Other	2017	2	-	-	1	1	1	19	17	21	6	4	72	213%	72
		2016	4	2	8	1	1	-	3	1	-	1	2	23	▲	26


January 2016 -- November 2017 Filings

Dashboard

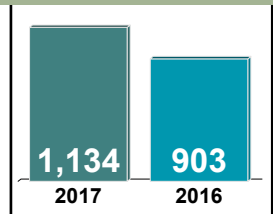
Court: Nelson Circuit  
 Start/End Date: Jan-16 / Nov-17  
 2016 Average Month: 83  
 Jan-Nov 2016: 903  
 Filings Trending: ▲

Circuit/Court ID: 24  
 224125  
 Type of Case: Filings  
 2017 Average Month: 103  
 Jan-Nov 2017 : 1,134  
 Overall AVG. Month: 93

Monthly Filings Summary



Jan --- Nov Filings



Filings by Division

		Jan	Feb	Mar	Apr	May	Jun	Jul	Aug	Sep	Oct	Nov	Dec	Thru Nov	% Change	Total
<b>Total</b>	2017	169	86	95	66	109	62	89	113	129	104	112	-	1,134	26%	1,134
	2016	79	90	87	68	92	60	64	75	130	80	78	91	903	▲	994
<b>Civil</b>	2017	12	12	8	11	12	9	11	6	11	4	5	-	101	-29%	101
	2016	5	21	17	13	16	14	10	16	8	14	9	10	143	▼	153
<b>Criminal</b>	2017	124	45	48	38	81	25	53	69	72	50	82	-	687	72%	687
	2016	29	32	41	30	39	22	20	31	90	32	34	52	400	▲	452
<b>Miscellaneous</b>	2017	31	28	38	17	16	27	25	38	46	50	25	-	341	-4%	341
	2016	45	37	29	25	36	24	32	28	32	34	35	29	357	▼	386
<b>Other</b>	2017	2	1	1	-	-	1	-	-	-	-	-	-	5	67%	5
	2016	-	-	-	-	1	-	2	-	-	-	-	-	3	▲	3

Filings by Division & Case Category

		Jan	Feb	Mar	Apr	May	Jun	Jul	Aug	Sep	Oct	Nov	Dec	Thru Nov	% Change	Total
<b>Civil</b>	Contested Divorce	2017	2	-	-	-	2	-	2	-	-	-	-	6	-79%	6
		2016	1	1	5	2	5	4	2	3	-	3	2	28	▼	28
	Domestic and Family - Level 1	2017	3	1	1	1	2	3	-	1	-	2	-	14	75%	14
		2016	-	-	-	-	1	-	1	1	2	2	-	8	▲	8
	Domestic and Family - Level 2	2017	-	-	-	1	-	1	-	1	-	-	-	3	-40%	3
		2016	-	-	2	-	1	-	-	1	1	-	-	5	▼	5
	General Civil - Level 1	2017	-	1	-	-	1	1	-	-	-	-	-	3	50%	3
		2016	-	1	1	-	-	-	-	-	-	-	-	2	▲	2
	General Civil - Level 2	2017	2	2	2	3	3	-	1	4	6	1	1	25	-34%	25
		2016	1	14	4	2	3	2	1	4	2	3	3	38	▼	41
	General Civil - Level 3	2017	1	4	4	1	-	2	7	1	-	1	1	22	57%	22
		2016	1	1	-	3	1	1	2	2	1	-	2	14	▲	17
<b>Criminal</b>	Probates/Wills & Trusts - Level 1	2017	1	-	-	1	-	-	-	-	-	2	-	4	100%	4
		2016	-	-	-	2	-	-	-	-	-	-	-	2	▲	2
	Probates/Wills & Trusts - Level 2	2017	1	-	-	-	2	-	1	-	-	-	-	4	4	4
		2016	-	-	-	-	-	-	-	-	-	-	-	0	↔	0
	Uncontested Divorce	2017	2	4	1	4	2	2	-	-	4	-	1	20	-57%	20
		2016	2	4	5	4	5	7	4	6	3	5	1	46	▼	50
	Felonies and Related Matters	2017	113	32	24	26	57	11	33	40	56	26	57	475	107%	475
		2016	15	23	19	19	27	11	11	13	60	14	18	230	▲	271
	Misdemeanor	2017	11	10	13	12	12	5	19	16	16	19	23	156	43%	156
		2016	13	8	14	10	9	6	9	9	6	14	11	109	▲	118
	Other Criminally Related Matters	2017	-	3	11	-	12	9	1	13	-	5	2	56	-8%	56
		2016	1	1	8	1	3	5	-	9	24	4	5	61	▼	63
<b>Miscellaneous</b>		2017	31	28	38	17	16	27	25	38	46	50	25	341	-4%	341
		2016	45	37	29	25	36	24	32	28	32	34	35	357	▼	386
<b>Other</b>		2017	2	1	1	-	-	1	-	-	-	-	-	5	67%	5
		2016	-	-	-	-	1	-	2	-	-	-	-	3	▲	3


January 2016 -- November 2017 Filings

Dashboard

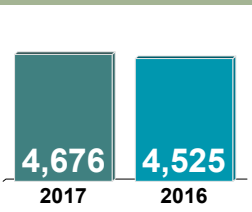
Court: Lynchburg Circuit  
 Start/End Date: Jan-16 / Nov-17  
 2016 Average Month: 414  
 Jan-Nov 2016: 4,525  
 Filings Trending: ▲

Circuit/Court ID: 24  
 224680  
 Type of Case: Filings  
 2017 Average Month: 425  
 Jan-Nov 2017 : 4,676  
 Overall AVG. Month: 419

Monthly Filings Summary



Jan --- Nov Filings



Filings by Division

		Jan	Feb	Mar	Apr	May	Jun	Jul	Aug	Sep	Oct	Nov	Dec	Thru Nov	% Change	Total
<b>Total</b>	2017	397	452	471	418	528	470	333	439	419	426	323	-	4,676	3%	4,676
	2016	427	511	441	398	372	332	364	410	470	388	412	438	4,525	▲	4,963
<b>Civil</b>	2017	64	71	126	94	92	91	77	108	109	90	72	-	994	-6%	994
	2016	82	120	74	87	95	76	64	103	116	126	119	150	1,062	▼	1,212
<b>Criminal</b>	2017	190	236	171	179	262	254	132	187	185	192	113	-	2,101	-4%	2,101
	2016	202	248	236	216	203	145	201	190	231	160	164	194	2,196	▼	2,390
<b>Miscellaneous</b>	2017	96	103	114	106	124	85	82	112	82	104	117	-	1,125	-7%	1,125
	2016	142	143	129	89	72	102	92	106	114	96	122	88	1,207	▼	1,295
<b>Other</b>	2017	47	42	60	39	50	40	42	32	43	40	21	-	456	660%	456
	2016	1	-	2	6	2	9	7	11	9	6	7	6	60	▲	66

Filings by Division & Case Category

			Jan	Feb	Mar	Apr	May	Jun	Jul	Aug	Sep	Oct	Nov	Dec	Thru Nov	% Change	Total
Civil	Administrative Law	2017	1	-	1	1	-	1	1	-	-	1	2	-	8	100%	8
		2016	1	-	1	-	-	-	-	-	1	1	-	-	-	4	▲
	Contested Divorce	2017	6	4	23	13	6	8	14	6	6	10	12	-	108	-3%	108
		2016	9	8	8	12	14	13	3	18	4	9	13	7	111	▼	118
	Domestic and Family - Level 1	2017	13	12	39	23	39	21	7	44	29	25	4	-	256	0%	256
		2016	38	33	11	15	44	23	19	25	16	11	21	83	256	↔	339
	Domestic and Family - Level 2	2017	1	1	4	2	4	4	7	11	5	8	3	-	50	14%	50
		2016	3	15	2	4	-	3	1	5	4	5	2	4	44	▲	48
	General Civil - Level 1	2017	1	-	1	6	2	7	3	1	3	5	-	-	29	81%	29
		2016	1	-	2	3	-	1	1	-	1	4	3	6	16	▲	22
	General Civil - Level 2	2017	12	13	9	17	9	13	21	10	38	8	25	-	175	10%	175
		2016	14	14	13	13	5	12	13	19	17	14	25	13	159	▲	172
	General Civil - Level 3	2017	5	13	14	8	9	10	7	5	5	8	9	-	93	-46%	93
		2016	3	8	6	3	13	7	7	6	37	54	27	16	171	▼	187
Probates/Wills & Trusts - Level 1	2017	-	-	-	-	1	-	-	-	-	-	-	-	1	-67%	1	
	2016	-	-	1	-	-	-	-	-	-	2	-	-	1	3	▼	4
Probates/Wills & Trusts - Level 2	2017	2	2	5	3	1	2	2	3	5	8	1	-	34	62%	34	
	2016	1	2	5	2	1	1	2	3	2	2	-	2	21	▲	23	
Protective Orders	2017	-	-	-	-	-	-	-	-	2	-	-	-	2	-67%	2	
	2016	-	4	-	-	-	-	-	-	2	-	-	1	6	▼	7	
Uncontested Divorce	2017	23	26	30	21	21	25	15	28	16	17	16	-	238	-12%	238	
	2016	12	36	25	35	18	16	18	26	30	27	28	17	271	▼	288	
Criminal	Felonies and Related Matters	2017	118	169	128	113	204	168	75	130	108	113	70	-	1,396	-5%	1,396
		2016	160	178	162	153	142	96	111	114	146	93	111	121	1,466	▼	1,587
	Misdemeanor	2017	65	54	28	59	44	71	42	42	61	56	36	-	558	-10%	558
		2016	40	65	61	51	50	41	77	62	72	54	46	60	619	▼	679
	Other Criminally Related Matters	2017	7	13	15	7	14	15	15	15	16	23	7	-	147	32%	147
		2016	2	5	13	12	11	8	13	14	13	13	7	13	111	▲	124
	Miscellaneous	2017	96	103	114	106	124	85	82	112	82	104	117	-	1,125	-7%	1,125
		2016	142	143	129	89	72	102	92	106	114	96	122	88	1,207	▼	1,295
	Other	2017	47	42	60	39	50	40	42	32	43	40	21	-	456	660%	456
		2016	1	-	2	6	2	9	7	11	9	6	7	6	60	▲	66

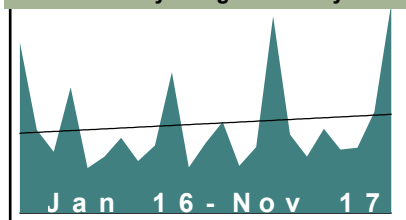
January 2016 -- November 2017 Filings

## Dashboard

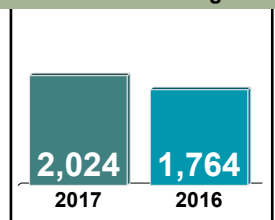
Court: Alleghany Circuit  
 Start/End Date: Jan-16 / Nov-17  
 2016 Average Month: 158  
 Jan-Nov 2016: 1,764  
 Filings Trending: ▲

Circuit/Court ID: 25  
 225005  
 Type of Case: Filings  
 2017 Average Month: 184  
 Jan-Nov 2017 : 2,024  
 Overall AVG. Month: 171

## Monthly Filings Summary



## Jan --- Nov Filings



## Filings by Division

		Jan	Feb	Mar	Apr	May	Jun	Jul	Aug	Sep	Oct	Nov	Dec	Thru Nov	% Change	Total
<b>Total</b>	2017	174	90	126	376	150	108	161	121	125	193	400	-	2,024	15%	2,024
	2016	326	159	117	240	86	108	144	99	129	269	87	134	1,764	▲	1,898
<b>Civil</b>	2017	20	15	23	7	19	17	9	13	19	24	11	-	177	11%	177
	2016	12	17	16	16	14	11	17	15	21	10	10	29	159	▲	188
<b>Criminal</b>	2017	103	33	39	329	80	43	104	50	59	110	326	-	1,276	21%	1,276
	2016	262	54	36	184	34	60	86	35	53	212	39	73	1,055	▲	1,128
<b>Miscellaneous</b>	2017	51	42	64	39	48	48	46	57	46	58	62	-	561	6%	561
	2016	51	87	56	39	35	34	41	47	55	47	36	31	528	▲	559
<b>Other</b>	2017	-	-	-	1	3	-	2	1	1	1	1	-	10	-55%	10
	2016	1	1	9	1	3	3	-	2	-	-	2	1	22	▼	23

## Filings by Division &amp; Case Category

			Jan	Feb	Mar	Apr	May	Jun	Jul	Aug	Sep	Oct	Nov	Dec	Thru Nov	% Change	Total
Civil	Contested Divorce	2017	2	-	3	2	3	2	-	2	5	5	2	-	26	0%	26
		2016	-	2	4	5	1	3	2	2	3	3	1	2	26	↔	28
	Domestic and Family - Level 1	2017	-	-	3	-	-	-	-	-	6	1	-	-	10	11%	10
		2016	1	1	1	-	-	-	3	1	2	-	-	3	9	▲	12
	Domestic and Family - Level 2	2017	-	1	1	-	2	1	-	1	1	2	-	-	9	-25%	9
		2016	1	-	1	1	3	1	-	3	1	-	1	-	12	▼	12
	General Civil - Level 1	2017	-	2	2	-	1	1	-	-	-	-	-	-	6	6	6
		2016	-	-	-	-	-	-	-	-	-	-	-	2	0	↔	2
	General Civil - Level 2	2017	7	2	3	1	6	4	1	1	2	3	4	-	34	17%	34
		2016	-	5	1	2	2	3	5	2	4	3	2	-	29	▲	29
	General Civil - Level 3	2017	7	5	2	-	-	2	2	2	-	2	-	-	22	29%	22
		2016	5	-	2	2	-	-	-	1	1	2	4	18	17	▲	35
Probates/Wills & Trusts - Level 1	2017	1	-	-	-	1	-	-	-	-	-	-	-	2	2	2	
	2016	-	-	-	-	-	-	-	-	-	-	-	-	0	↔	0	
Probates/Wills & Trusts - Level 2	2017	-	-	1	-	-	2	1	-	-	-	-	-	4	-33%	4	
	2016	-	1	2	-	1	-	-	2	-	-	-	2	6	▼	8	
Uncontested Divorce	2017	3	5	8	4	6	5	5	7	5	11	5	-	64	7%	64	
	2016	5	8	5	6	7	4	7	4	10	2	2	2	60	▲	62	
Criminal	Felonies and Related Matters	2017	67	21	29	288	45	25	86	26	46	58	291	-	982	10%	982
		2016	238	44	27	162	17	47	71	32	42	190	24	64	894	▲	958
	Misdemeanor	2017	35	8	8	37	35	15	17	24	12	48	31	-	270	80%	270
		2016	23	10	9	21	13	12	15	3	10	20	14	8	150	▲	158
	Other Criminally Related Matters	2017	1	4	2	4	-	3	1	-	1	4	4	-	24	118%	24
		2016	1	-	-	1	4	1	-	-	1	2	1	1	11	▲	12
Miscellaneous	Miscellaneous	2017	51	42	64	39	48	48	46	57	46	58	62	-	561	6%	561
		2016	51	87	56	39	35	34	41	47	55	47	36	31	528	▲	559
Other	Other	2017	-	-	-	1	3	-	2	1	1	1	1	-	10	-55%	10
		2016	1	1	9	1	3	3	-	2	-	-	2	1	22	▼	23



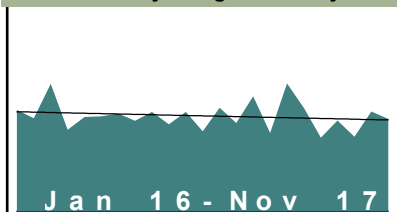
January 2016 -- November 2017 Filings

Dashboard

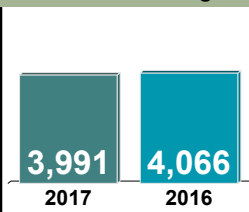
Court: Augusta Circuit  
 Start/End Date: Jan-16 / Nov-17  
 2016 Average Month: 364  
 Jan-Nov 2016: 4,066  
 Filings Trending: ↔

Circuit/Court ID: 25  
 225015  
 Type of Case: Filings  
 2017 Average Month: 363  
 Jan-Nov 2017 : 3,991  
 Overall AVG. Month: 364

Monthly Filings Summary



Jan --- Nov Filings



Filings by Division

		Jan	Feb	Mar	Apr	May	Jun	Jul	Aug	Sep	Oct	Nov	Dec	Thru Nov	% Change	Total
<b>Total</b>	2017	395	336	439	299	487	393	280	346	284	380	352	-	3,991	-2%	3,991
	2016	386	355	486	311	359	362	373	345	379	331	379	305	4,066	▼	4,371
<b>Civil</b>	2017	42	43	49	39	77	67	51	44	47	34	37	-	530	0%	530
	2016	34	50	44	43	49	49	48	57	70	48	36	36	528	▲	564
<b>Criminal</b>	2017	160	144	151	117	276	135	90	118	73	127	125	-	1,516	4%	1,516
	2016	109	97	210	92	164	136	114	130	124	96	186	105	1,458	▲	1,563
<b>Miscellaneous</b>	2017	180	144	229	137	124	180	132	168	151	204	180	-	1,829	-6%	1,829
	2016	226	201	224	163	132	164	194	148	167	172	145	150	1,936	▼	2,086
<b>Other</b>	2017	13	5	10	6	10	11	7	16	13	15	10	-	116	-19%	116
	2016	17	7	8	13	14	13	17	10	18	15	12	14	144	▼	158

Filings by Division & Case Category

		Jan	Feb	Mar	Apr	May	Jun	Jul	Aug	Sep	Oct	Nov	Dec	Thru Nov	% Change	Total
<b>Civil</b>	<b>Administrative Law</b>	2017	-	1	-	-	1	1	-	-	-	-	-	3	-67%	3
		2016	1	1	-	2	1	1	1	-	-	2	-	9	▼	9
	<b>Contested Divorce</b>	2017	5	5	4	3	5	4	7	2	6	3	4	48	-36%	48
		2016	7	8	13	5	5	8	5	5	6	8	5	75	▼	80
	<b>Domestic and Family - Level 1</b>	2017	5	9	15	5	35	25	7	7	10	-	12	130	34%	130
		2016	-	11	2	4	10	9	1	13	27	13	7	97	▲	102
	<b>Domestic and Family - Level 2</b>	2017	8	9	4	10	11	7	5	7	7	5	4	77	28%	77
		2016	5	4	3	6	4	8	9	9	2	6	4	60	▲	67
	<b>General Civil - Level 1</b>	2017	-	-	1	-	1	1	2	-	-	-	-	6	-33%	6
		2016	1	1	2	-	3	-	-	-	1	1	1	9	▼	10
	<b>General Civil - Level 2</b>	2017	9	3	7	3	7	4	9	7	9	16	10	84	62%	84
		2016	4	5	8	6	6	1	7	7	3	2	3	52	▲	55
<b>Criminal</b>	<b>General Civil - Level 3</b>	2017	3	1	1	3	2	7	6	4	5	3	3	38	-12%	38
		2016	1	3	2	3	5	8	3	4	11	3	-	43	▼	50
	<b>Probates/Wills &amp; Trusts - Level 1</b>	2017	-	1	-	1	1	1	-	1	-	-	-	5	150%	5
		2016	-	-	-	-	-	-	-	-	1	1	-	2	▲	2
	<b>Probates/Wills &amp; Trusts - Level 2</b>	2017	-	2	1	1	3	-	2	5	-	-	-	14	-42%	14
		2016	-	3	1	-	3	4	4	3	4	1	1	24	▼	27
	<b>Uncontested Divorce</b>	2017	12	12	16	13	12	17	9	10	7	4	-	125	-20%	125
		2016	15	14	13	17	12	11	15	17	13	12	5	157	▼	162
	<b>Felonies and Related Matters</b>	2017	145	128	136	104	259	119	77	100	66	115	110	1,359	7%	1,359
		2016	88	83	188	71	143	124	103	110	107	79	174	1,270	▲	1,366
	<b>Misdemeanor</b>	2017	11	12	12	9	10	10	10	13	2	6	10	105	-26%	105
		2016	19	12	19	17	12	10	9	11	14	11	8	142	▼	150
<b>Miscellaneous</b>	<b>Other Criminally Related Matters</b>	2017	4	4	3	4	7	6	3	5	5	6	5	52	13%	52
		2016	2	2	3	4	9	2	2	9	3	6	4	46	▲	47
<b>Other</b>		2017	180	144	229	137	124	180	132	168	151	204	180	1,829	-6%	1,829
		2016	226	201	224	163	132	164	194	148	167	172	145	1,936	▼	2,086
<b>Other</b>		2017	13	5	10	6	10	11	7	16	13	15	10	116	-19%	116
		2016	17	7	8	13	14	13	17	10	18	15	12	144	▼	158

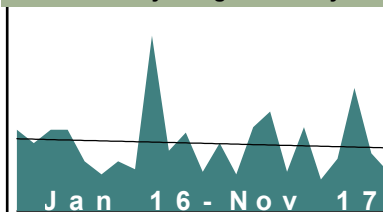
January 2016 -- November 2017 Filings

Dashboard

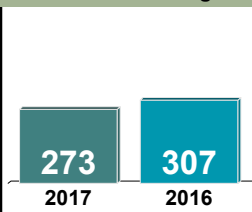
**Court:** Bath Circuit  
**Start/End Date:** Jan-16 / Nov-17  
**2016 Average Month:** 27  
**Jan-Nov 2016:** 307  
**Filings Trending:** ▼

**Circuit/Court ID:** 25  
**225017**  
**Type of Case:** Filings  
**2017 Average Month:** 25  
**Jan-Nov 2017 :** 273  
**Overall AVG. Month:** 26

Monthly Filings Summary



Jan --- Nov Filings



Filings by Division

		Jan	Feb	Mar	Apr	May	Jun	Jul	Aug	Sep	Oct	Nov	Dec	Thru Nov	% Change	Total
<b>Total</b>	2017	26	14	32	38	15	32	12	20	47	22	15	-	273	-11%	273
	2016	31	26	31	31	19	14	19	16	67	23	30	15	307	▼	322
<b>Civil</b>	2017	3	2	3	1	-	3	3	3	2	4	2	-	26	-35%	26
	2016	2	3	6	-	1	1	11	5	2	5	4	3	40	▼	43
<b>Criminal</b>	2017	17	-	16	27	4	21	-	1	26	2	-	-	114	15%	114
	2016	9	-	3	18	5	1	-	-	51	2	10	5	99	▲	104
<b>Miscellaneous</b>	2017	6	12	13	10	11	8	9	16	19	16	13	-	133	-21%	133
	2016	20	23	22	13	13	12	8	11	14	16	16	7	168	▼	175

Filings by Division & Case Category

		Jan	Feb	Mar	Apr	May	Jun	Jul	Aug	Sep	Oct	Nov	Dec	Thru Nov	% Change	Total
<b>Civil</b>	Contested Divorce	2017	-	-	-	-	-	-	1	1	-	-	-	2	-33%	2
		2016	-	-	1	-	-	-	1	-	1	-	-	3	▼	3
	Domestic and Family - Level 1	2017	-	-	-	-	1	-	-	-	1	-	-	2	100%	2
		2016	-	-	1	-	-	-	-	-	-	-	-	1	▲	1
	Domestic and Family - Level 2	2017	1	-	-	-	-	-	-	-	-	-	-	1	-80%	1
		2016	-	-	2	-	1	-	-	-	2	-	-	5	▼	5
	General Civil - Level 2	2017	2	1	2	-	1	-	-	1	1	1	-	9	-47%	9
		2016	-	-	2	-	1	10	3	1	-	-	-	17	▼	17
	General Civil - Level 3	2017	-	-	1	-	-	-	-	-	1	-	-	2	0%	2
		2016	-	1	-	-	-	-	-	-	-	1	2	2	↔	4
<b>Criminal</b>	Probates/Wills & Trusts - Level 2	2017	-	-	-	-	-	-	1	-	1	-	-	2	-50%	2
		2016	-	1	-	-	-	1	-	-	1	1	-	4	▼	4
	Uncontested Divorce	2017	-	1	-	1	1	3	1	-	-	1	-	8	0%	8
		2016	2	1	-	-	-	-	1	1	1	2	1	8	↔	9
	Felonies and Related Matters	2017	16	-	6	26	3	20	1	21	1	-	-	94	27%	94
		2016	6	-	3	18	1	1	-	37	2	6	2	74	▲	76
	Misdemeanor	2017	1	-	10	1	1	1	-	4	1	-	-	19	-14%	19
		2016	3	-	-	-	2	-	-	14	-	3	3	22	▼	25
	Other Criminally Related Matters	2017	-	-	-	-	-	-	-	1	-	-	-	1	-67%	1
		2016	-	-	-	-	2	-	-	-	-	1	-	3	▼	3
<b>Miscellaneous</b>		2017	6	12	13	10	11	8	9	16	19	16	13	133	-21%	133
		2016	20	23	22	13	13	12	8	11	14	16	16	168	▼	175


January 2016 -- November 2017 Filings

Dashboard

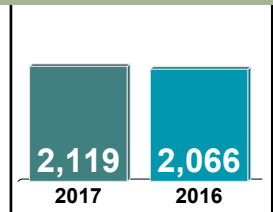
Court: Botetourt Circuit  
 Start/End Date: Jan-16 / Nov-17  
 2016 Average Month: 190  
 Jan-Nov 2016: 2,066  
 Filings Trending: ▲

Circuit/Court ID: 25  
 225023  
 Type of Case: Filings  
 2017 Average Month: 193  
 Jan-Nov 2017 : 2,119  
 Overall AVG. Month: 191

Monthly Filings Summary



Jan --- Nov Filings



Filings by Division

		Jan	Feb	Mar	Apr	May	Jun	Jul	Aug	Sep	Oct	Nov	Dec	Thru Nov	% Change	Total
<b>Total</b>	2017	151	182	313	112	178	224	165	196	150	291	157	-	2,119	3%	2,119
	2016	213	171	266	133	153	309	120	177	158	203	163	208	2,066	▲	2,274
<b>Civil</b>	2017	16	22	30	12	21	22	44	24	23	25	14	-	253	9%	253
	2016	24	18	34	23	27	23	18	16	23	15	12	19	233	▲	252
<b>Criminal</b>	2017	56	71	204	41	84	132	51	94	52	170	30	-	985	18%	985
	2016	69	36	128	37	50	210	29	66	71	80	56	115	832	▲	947
<b>Miscellaneous</b>	2017	79	89	79	59	73	70	69	78	75	96	113	-	880	-12%	880
	2016	120	117	104	73	76	76	73	95	64	108	95	74	1,001	▼	1,075
<b>Other</b>	2017	-	-	-	-	-	-	1	-	-	-	-	-	1	1	1
	2016	-	-	-	-	-	-	-	-	-	-	-	-	0	↔	0

Filings by Division & Case Category

		Jan	Feb	Mar	Apr	May	Jun	Jul	Aug	Sep	Oct	Nov	Dec	Thru Nov	% Change	Total
<b>Civil</b>	Administrative Law	2017	-	-	-	-	1	-	-	-	-	-	-	1	-67%	1
		2016	-	1	-	-	-	-	1	-	1	-	-	3	▼	3
	Contested Divorce	2017	1	3	2	1	4	4	3	4	5	3	1	31	7%	31
		2016	5	3	2	6	4	1	1	2	1	2	2	29	▲	34
	Domestic and Family - Level 1	2017	3	-	4	-	7	6	18	1	7	4	6	56	-7%	56
		2016	6	2	13	1	7	8	5	3	9	6	-	60	▼	60
	Domestic and Family - Level 2	2017	-	1	-	-	-	1	-	2	-	3	-	7	0%	7
		2016	-	-	-	1	-	2	-	2	2	-	2	7	↔	9
	General Civil - Level 1	2017	-	-	-	-	-	1	-	-	-	-	-	1	-67%	1
		2016	-	-	-	-	1	1	-	1	-	-	-	3	▼	3
	General Civil - Level 2	2017	3	6	8	3	4	3	1	2	6	3	2	41	14%	41
		2016	6	3	5	6	1	1	2	4	1	1	6	36	▲	41
	General Civil - Level 3	2017	3	7	7	-	2	1	5	13	1	1	-	40	48%	40
		2016	3	1	6	3	8	2	2	1	-	1	3	27	▲	30
<b>Criminal</b>	Probates/Wills & Trusts - Level 1	2017	-	-	-	-	-	-	-	-	-	-	-	0	-100%	0
		2016	-	-	-	-	-	-	-	1	1	-	-	2	▼	2
	Probates/Wills & Trusts - Level 2	2017	1	1	1	-	-	-	-	1	4	1	-	9	50%	9
		2016	-	1	-	-	2	2	-	1	-	-	1	6	▲	7
	Uncontested Divorce	2017	5	4	8	8	4	6	16	2	3	7	4	67	12%	67
		2016	4	7	8	6	4	6	8	3	7	4	3	60	▲	63
	Felonies and Related Matters	2017	36	53	189	18	56	112	30	69	34	142	16	755	19%	755
		2016	51	21	103	23	32	189	16	51	53	60	36	635	▲	732
	Misdemeanor	2017	19	16	12	18	22	14	18	16	14	24	10	183	23%	183
		2016	11	7	21	11	16	20	8	14	12	14	15	149	▲	163
<b>Miscellaneous</b>	Other Criminally Related Matters	2017	1	2	3	5	6	6	3	9	4	4	4	47	-2%	47
		2016	7	8	4	3	2	1	5	1	6	6	5	48	▼	52
<b>Other</b>	Miscellaneous	2017	79	89	79	59	73	70	69	78	75	96	113	880	-12%	880
		2016	120	117	104	73	76	76	73	95	64	108	95	1,001	▼	1,075
<b>Other</b>	Other	2017	-	-	-	-	-	-	1	-	-	-	-	1	1	1
		2016	-	-	-	-	-	-	-	-	-	-	-	0	↔	0


January 2016 -- November 2017 Filings

Dashboard

**Court:** Craig Circuit  
**Start/End Date:** Jan-16 / Nov-17  
**2016 Average Month:** 27  
**Jan-Nov 2016:** 297  
**Filings Trending:** ↔

**Circuit/Court ID:** 25  
**225045**  
**Type of Case:** Filings  
**2017 Average Month:** 28  
**Jan-Nov 2017 :** 303  
**Overall AVG. Month:** 27

Monthly Filings Summary



Jan --- Nov Filings



Filings by Division

		Jan	Feb	Mar	Apr	May	Jun	Jul	Aug	Sep	Oct	Nov	Dec	Thru Nov	% Change	Total
<b>Total</b>	2017	22	38	24	31	20	22	28	21	32	32	33	-	303	2%	303
	2016	26	34	29	28	22	21	17	21	21	35	43	24	297	▲	321
<b>Civil</b>	2017	2	6	4	6	2	2	8	1	1	3	1	-	36	-5%	36
	2016	2	7	3	3	5	1	2	2	4	5	4	6	38	▼	44
<b>Criminal</b>	2017	6	9	6	4	1	-	-	-	6	3	3	-	38	-43%	38
	2016	4	3	6	6	5	4	3	2	3	9	22	2	67	▼	69
<b>Miscellaneous</b>	2017	14	23	14	20	17	20	20	19	25	26	29	-	227	19%	227
	2016	20	24	20	19	12	16	12	17	14	20	17	16	191	▲	207
<b>Other</b>	2017	-	-	-	1	-	-	-	1	-	-	-	-	2	100%	2
	2016	-	-	-	-	-	-	-	-	-	1	-	-	1	▲	1

Filings by Division & Case Category

		Jan	Feb	Mar	Apr	May	Jun	Jul	Aug	Sep	Oct	Nov	Dec	Thru Nov	% Change	Total
<b>Civil</b>	Administrative Law	2017	-	-	-	-	-	-	-	-	-	-	-	0	-100%	0
		2016	-	-	-	-	-	-	-	-	-	1	-	1	▼	1
	Contested Divorce	2017	1	-	-	1	-	-	-	-	1	-	-	3	-40%	3
		2016	-	2	1	-	1	-	-	-	1	-	1	5	▼	6
	Domestic and Family - Level 1	2017	-	3	-	4	-	6	-	-	1	-	-	14	56%	14
		2016	-	1	-	1	1	-	1	1	1	3	-	9	▲	9
	Domestic and Family - Level 2	2017	-	-	-	-	1	-	-	-	-	-	-	1	-67%	1
		2016	-	-	-	-	1	1	-	-	1	-	-	3	▼	3
	General Civil - Level 2	2017	-	-	-	-	-	-	-	1	-	1	-	2	-50%	2
		2016	1	1	-	1	-	1	-	-	-	-	1	4	▼	5
	General Civil - Level 3	2017	1	3	1	-	-	-	-	-	-	-	-	5	-17%	5
		2016	-	-	2	1	1	-	-	1	1	-	4	6	▼	10
<b>Criminal</b>	Probates/Wills & Trusts - Level 1	2017	-	-	-	1	-	-	-	-	-	-	-	1	1	1
		2016	-	-	-	-	-	-	-	-	-	-	-	0	↔	0
	Probates/Wills & Trusts - Level 2	2017	-	-	-	-	-	-	-	-	-	-	-	0	-100%	0
		2016	-	1	-	-	-	-	-	-	-	-	-	1	▼	1
	Uncontested Divorce	2017	-	-	3	1	-	2	2	1	-	1	-	10	11%	10
		2016	1	2	-	-	1	1	1	2	1	-	-	9	▲	9
<b>Miscellaneous</b>	Felonies and Related Matters	2017	6	8	5	3	1	-	-	3	2	1	-	29	-48%	29
		2016	4	3	4	6	4	4	2	2	1	9	2	56	▼	58
	Misdemeanor	2017	-	1	1	1	-	-	-	3	1	2	-	9	-18%	9
		2016	-	-	2	-	1	-	1	2	-	5	-	11	▼	11
<b>Other</b>	Miscellaneous	2017	14	23	14	20	17	20	19	25	26	29	-	227	19%	227
		2016	20	24	20	19	12	16	12	17	20	17	16	191	▲	207
<b>Other</b>	Other	2017	-	-	-	1	-	-	1	-	-	-	-	2	100%	2
		2016	-	-	-	-	-	-	-	-	1	-	-	1	▲	1


January 2016 -- November 2017 Filings

Dashboard

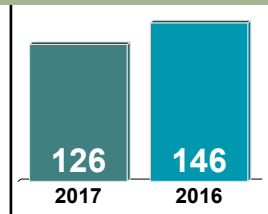
Court: Highland Circuit  
 Start/End Date: Jan-16 / Nov-17  
 2016 Average Month: 13  
 Jan-Nov 2016: 146  
 Filings Trending: ▼

Circuit/Court ID: 25  
 225091  
 Type of Case: Filings  
 2017 Average Month: 11  
 Jan-Nov 2017 : 126  
 Overall AVG. Month: 12

Monthly Filings Summary



Jan --- Nov Filings



Filings by Division

		Jan	Feb	Mar	Apr	May	Jun	Jul	Aug	Sep	Oct	Nov	Dec	Thru Nov	% Change	Total
<b>Total</b>	2017	12	9	24	7	6	5	11	8	14	24	6	-	126	-14%	126
	2016	12	15	20	7	9	11	6	15	24	16	11	11	146	▼	157
<b>Civil</b>	2017	-	2	3	4	-	2	-	-	3	3	2	-	19	0%	19
	2016	-	2	1	3	4	-	1	5	-	3	-	-	19	↔	19
<b>Criminal</b>	2017	7	2	14	-	-	-	-	-	4	2	1	-	30	-43%	30
	2016	-	5	8	1	1	10	1	-	20	4	3	10	53	▼	63
<b>Miscellaneous</b>	2017	5	5	7	3	6	3	11	8	7	19	3	-	77	5%	77
	2016	12	7	11	3	4	1	4	10	4	9	8	1	73	▲	74
<b>Other</b>	2017	-	-	-	-	-	-	-	-	-	-	-	-	0	-100%	0
	2016	-	1	-	-	-	-	-	-	-	-	-	-	1	▼	1

Filings by Division & Case Category

		Jan	Feb	Mar	Apr	May	Jun	Jul	Aug	Sep	Oct	Nov	Dec	Thru Nov	% Change	Total
<b>Civil</b>	Contested Divorce	2017	-	-	-	-	1	-	-	1	1	1	-	4	33%	4
		2016	-	-	1	-	1	-	1	-	1	1	-	3	▲	3
	Domestic and Family - Level 1	2017	-	-	-	-	-	-	-	-	-	-	-	0	-100%	0
		2016	-	-	-	1	-	-	2	-	-	-	-	3	▼	3
	Domestic and Family - Level 2	2017	-	-	-	1	-	-	-	-	-	-	-	1	1	1
		2016	-	-	-	-	-	-	-	-	-	-	-	0	↔	0
	General Civil - Level 1	2017	-	-	1	3	-	-	-	-	-	-	-	4	300%	4
		2016	-	-	-	-	1	-	-	-	-	-	-	1	▲	1
	General Civil - Level 2	2017	-	-	-	-	-	-	-	-	1	-	-	1	-67%	1
		2016	-	1	-	1	-	-	-	-	1	-	-	3	▼	3
	General Civil - Level 3	2017	-	1	-	-	-	-	-	-	-	-	-	1	1	1
		2016	-	-	-	-	-	-	-	-	-	-	-	0	↔	0
<b>Criminal</b>	Probates/Wills & Trusts - Level 2	2017	-	1	1	-	-	-	-	-	-	-	-	2	2	2
		2016	-	-	-	-	-	-	-	-	-	-	-	0	↔	0
	Uncontested Divorce	2017	-	-	1	-	1	-	-	2	1	1	-	6	-33%	6
		2016	-	1	-	2	1	1	2	-	2	-	-	9	▼	9
	Felonies and Related Matters	2017	5	1	8	-	-	-	-	3	1	1	-	19	-30%	19
		2016	-	1	3	1	1	3	1	16	-	1	5	27	▼	32
	Misdemeanor	2017	2	-	6	-	-	-	-	1	1	-	-	10	-60%	10
		2016	-	4	4	-	7	-	-	4	4	2	5	25	▼	30
	Other Criminally Related Matters	2017	-	1	-	-	-	-	-	-	-	-	-	1	0%	1
		2016	-	-	1	-	-	-	-	-	-	-	-	1	↔	1
	Miscellaneous	2017	5	5	7	3	6	3	11	8	7	19	3	77	5%	77
		2016	12	7	11	3	4	1	4	10	4	9	8	73	▲	74
<b>Other</b>		2017	-	-	-	-	-	-	-	-	-	-	-	0	-100%	0
		2016	-	1	-	-	-	-	-	-	-	-	-	1	▼	1


January 2016 -- November 2017 Filings

Dashboard

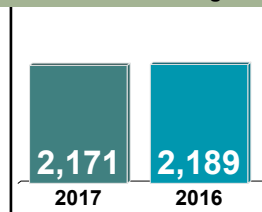
Court: Rockbridge Circuit  
 Start/End Date: Jan-16 / Nov-17  
 2016 Average Month: 196  
 Jan-Nov 2016: 2,189  
 Filings Trending: ↔

Circuit/Court ID: 25  
 225163  
 Type of Case: Filings  
 2017 Average Month: 197  
 Jan-Nov 2017 : 2,171  
 Overall AVG. Month: 196

Monthly Filings Summary



Jan --- Nov Filings



Filings by Division

		Jan	Feb	Mar	Apr	May	Jun	Jul	Aug	Sep	Oct	Nov	Dec	Thru Nov	% Change	Total
<b>Total</b>	2017	196	229	213	179	217	170	246	161	187	153	220	-	2,171	-1%	2,171
	2016	166	209	225	199	286	160	214	162	175	170	223	157	2,189	▼	2,346
<b>Civil</b>	2017	18	12	27	13	22	24	16	17	25	24	13	-	211	-5%	211
	2016	19	22	34	19	17	18	15	14	22	23	20	21	223	▼	244
<b>Criminal</b>	2017	122	152	121	108	146	69	160	69	92	69	135	-	1,243	-2%	1,243
	2016	69	121	104	123	214	85	131	79	108	92	147	92	1,273	▼	1,365
<b>Miscellaneous</b>	2017	55	56	57	49	41	64	62	65	62	51	61	-	623	-9%	623
	2016	78	66	87	56	54	57	67	69	44	54	55	44	687	▼	731
<b>Other</b>	2017	1	9	8	9	8	13	8	10	8	9	11	-	94	1,467%	94
	2016	-	-	-	1	1	-	1	-	1	1	1	-	6	▲	6

Filings by Division & Case Category

		Jan	Feb	Mar	Apr	May	Jun	Jul	Aug	Sep	Oct	Nov	Dec	Thru Nov	% Change	Total
<b>Civil</b>	Administrative Law	2017	-	-	1	-	-	-	-	-	1	-	-	2	100%	2
		2016	-	-	-	-	-	-	-	-	1	-	-	1	▲	1
	Contested Divorce	2017	1	2	4	4	1	4	2	2	2	-	-	22	-33%	22
		2016	3	3	6	5	2	2	3	2	2	1	4	33	▼	34
	Domestic and Family - Level 1	2017	1	1	-	1	1	3	1	3	4	1	3	19	12%	19
		2016	-	4	-	-	-	2	2	2	1	-	6	17	▲	19
	Domestic and Family - Level 2	2017	-	-	1	-	-	1	1	1	2	-	-	6	-45%	6
		2016	-	-	2	2	2	2	1	-	1	-	1	11	▼	12
	General Civil - Level 1	2017	-	-	-	1	1	-	1	-	-	-	-	3	3	3
		2016	-	-	-	-	-	-	-	-	-	-	-	0	↔	0
	General Civil - Level 2	2017	11	3	10	3	6	5	3	6	11	5	3	66	27%	66
		2016	5	4	7	4	3	4	4	2	5	9	4	52	▲	56
<b>Criminal</b>	General Civil - Level 3	2017	1	-	-	2	-	4	2	2	2	3	2	18	-42%	18
		2016	5	3	4	4	-	2	1	2	3	7	-	31	▼	36
	Probates/Wills & Trusts - Level 1	2017	-	-	-	-	-	-	-	1	-	1	-	2	100%	2
		2016	-	-	1	-	-	-	-	-	-	-	-	1	▲	1
	Probates/Wills & Trusts - Level 2	2017	-	3	1	-	2	1	-	1	2	-	-	10	233%	10
		2016	-	-	-	-	1	-	-	1	1	-	-	3	▲	3
	Uncontested Divorce	2017	4	3	10	2	11	7	6	3	3	10	4	63	-15%	63
		2016	6	8	14	4	10	5	4	6	9	4	4	74	▼	82
	Capital Murder	2017	1	-	-	-	-	-	-	-	-	-	-	1	1	1
		2016	-	-	-	-	-	-	-	-	-	-	-	0	↔	0
	Felonies and Related Matters	2017	57	111	63	51	100	22	118	21	42	40	81	706	-13%	706
		2016	55	77	62	74	171	27	95	50	58	54	88	811	▼	865
<b>Miscellaneous</b>	Misdemeanor	2017	55	31	46	52	41	36	35	43	48	27	48	462	12%	462
		2016	11	40	39	44	38	50	31	22	47	35	55	412	▲	446
	Other Criminally Related Matters	2017	9	10	12	5	5	11	7	5	2	2	6	74	48%	74
		2016	3	4	3	5	5	8	5	7	3	3	4	50	▲	54
	Miscellaneous	2017	55	56	57	49	41	64	62	65	62	51	61	623	-9%	623
		2016	78	66	87	56	54	57	67	69	44	54	55	687	▼	731
	Other	2017	1	9	8	9	8	13	8	10	8	9	11	94	1,467%	94
		2016	-	-	-	1	1	-	1	-	1	1	1	6	▲	6




January 2016 -- November 2017 Filings

Dashboard

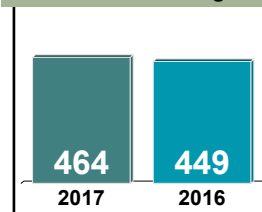
Court: Buena Vista Circuit  
Start/End Date: Jan-16 / Nov-17  
2016 Average Month: 40  
Jan-Nov 2016: 449  
Filings Trending: ▲

Circuit/Court ID: 25  
225530  
Type of Case: Filings  
2017 Average Month: 42  
Jan-Nov 2017 : 464  
Overall AVG. Month: 41

Monthly Filings Summary



Jan --- Nov Filings



Filings by Division

		Jan	Feb	Mar	Apr	May	Jun	Jul	Aug	Sep	Oct	Nov	Dec	Thru Nov	% Change	Total
<b>Total</b>	2017	49	35	59	33	29	29	43	99	33	28	27	-	464	3%	464
	2016	66	42	39	59	27	33	64	33	27	29	30	28	449	▲	477
<b>Civil</b>	2017	4	4	6	3	5	7	5	6	5	9	7	-	61	7%	61
	2016	6	4	8	10	2	4	5	2	1	5	10	7	57	▲	64
<b>Criminal</b>	2017	38	24	37	18	12	10	30	77	19	12	10	-	287	16%	287
	2016	43	25	12	34	10	13	50	17	17	12	14	9	247	▲	256
<b>Miscellaneous</b>	2017	7	7	16	12	9	12	8	16	9	7	10	-	113	-22%	113
	2016	17	13	19	15	15	16	9	14	9	12	6	12	145	▼	157
<b>Other</b>	2017	-	-	-	-	3	-	-	-	-	-	-	-	3	3	3
	2016	-	-	-	-	-	-	-	-	-	-	-	-	0	↔	0

Filings by Division & Case Category

		Jan	Feb	Mar	Apr	May	Jun	Jul	Aug	Sep	Oct	Nov	Dec	Thru Nov	% Change	Total
<b>Civil</b>	Administrative Law	2017	-	-	-	-	-	-	-	-	-	-	-	0	-100%	0
		2016	1	-	-	-	-	-	-	-	-	-	-	1	▼	1
	Contested Divorce	2017	-	-	3	-	2	1	-	-	1	1	-	8	-27%	8
		2016	1	1	1	2	-	1	3	-	-	1	3	11	▼	14
	Domestic and Family - Level 1	2017	-	2	-	-	2	2	4	1	4	-	-	15	114%	15
		2016	1	1	-	-	-	1	1	1	-	2	-	7	▲	7
	Domestic and Family - Level 2	2017	-	-	-	-	-	-	-	-	-	1	-	1	-83%	1
		2016	-	-	3	1	-	1	-	-	-	1	1	6	▼	7
	General Civil - Level 1	2017	-	-	-	-	-	-	-	1	-	-	-	1	1	1
		2016	-	-	-	-	-	-	-	-	-	-	-	0	↔	0
	General Civil - Level 2	2017	-	-	2	1	-	2	-	-	-	-	-	5	0%	5
		2016	-	-	1	2	1	-	-	-	-	-	-	5	↔	5
<b>Criminal</b>	General Civil - Level 3	2017	-	1	-	-	1	-	1	1	-	-	-	4	0%	4
		2016	-	-	-	-	1	-	-	-	1	2	-	4	↔	4
	Probates/Wills & Trusts - Level 2	2017	3	-	-	-	-	-	-	-	1	-	-	4	100%	4
		2016	1	-	-	1	-	-	-	-	-	-	1	2	▲	3
	Uncontested Divorce	2017	1	1	1	2	2	2	3	1	1	4	5	23	10%	23
		2016	2	2	3	4	1	1	-	1	-	3	4	21	▲	23
	Felonies and Related Matters	2017	30	16	30	11	5	6	22	55	8	4	6	193	9%	193
		2016	40	18	10	25	7	8	38	9	9	8	5	177	▲	182
	Misdemeanor	2017	8	4	6	5	5	2	4	22	9	6	3	74	21%	74
		2016	3	5	2	8	3	4	11	6	8	4	7	61	▲	65
	Other Criminally Related Matters	2017	-	4	1	2	2	2	4	-	2	2	1	20	122%	20
		2016	-	2	-	1	-	1	2	-	-	2	-	9	▲	9
<b>Miscellaneous</b>		2017	7	7	16	12	9	12	8	16	9	7	10	113	-22%	113
		2016	17	13	19	15	15	16	9	14	9	12	6	145	▼	157
<b>Other</b>		2017	-	-	-	-	3	-	-	-	-	-	-	3	3	3
		2016	-	-	-	-	-	-	-	-	-	-	-	0	↔	0


January 2016 -- November 2017 Filings

## Dashboard

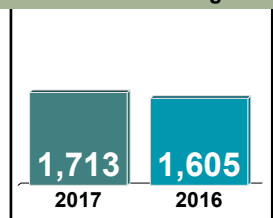
Court: Staunton Circuit  
 Start/End Date: Jan-16 / Nov-17  
 2016 Average Month: 148  
 Jan-Nov 2016: 1,605  
 Filings Trending: ▲

Circuit/Court ID: 25  
 225790  
 Type of Case: Filings  
 2017 Average Month: 156  
 Jan-Nov 2017 : 1,713  
 Overall AVG. Month: 152

## Monthly Filings Summary



## Jan --- Nov Filings



## Filings by Division

		Jan	Feb	Mar	Apr	May	Jun	Jul	Aug	Sep	Oct	Nov	Dec	Thru Nov	% Change	Total
<b>Total</b>	2017	167	159	174	135	130	132	151	135	153	232	145	-	1,713	7%	1,713
	2016	175	168	136	147	141	142	148	163	142	133	110	168	1,605	▲	1,773
<b>Civil</b>	2017	28	17	30	20	19	17	26	20	30	34	31	-	272	16%	272
	2016	8	28	18	31	26	25	25	27	20	11	16	33	235	▲	268
<b>Criminal</b>	2017	84	82	93	75	68	75	91	71	77	154	78	-	948	-1%	948
	2016	112	106	75	84	91	68	90	101	85	75	75	106	962	▼	1,068
<b>Miscellaneous</b>	2017	36	39	34	24	34	27	22	30	35	31	28	-	340	-5%	340
	2016	43	34	41	25	23	43	26	32	33	42	16	26	358	▼	384
<b>Other</b>	2017	19	21	17	16	9	13	12	14	11	13	8	-	153	206%	153
	2016	12	-	2	7	1	6	7	3	4	5	3	3	50	▲	53

## Filings by Division &amp; Case Category

		Jan	Feb	Mar	Apr	May	Jun	Jul	Aug	Sep	Oct	Nov	Dec	Thru Nov	% Change	Total
<b>Civil</b>	<b>Administrative Law</b>	2017	-	-	1	-	-	-	-	-	-	-	-	1	0%	1
		2016	-	-	-	-	-	-	-	1	-	-	-	1	↔	1
	<b>Contested Divorce</b>	2017	1	1	3	1	2	2	-	1	2	6	1	20	-29%	20
		2016	-	3	4	6	5	2	1	3	-	2	2	28	▼	30
	<b>Domestic and Family - Level 1</b>	2017	13	2	1	3	5	1	2	4	8	4	1	44	0%	44
		2016	-	6	5	5	4	7	6	2	5	-	4	44	↔	49
	<b>Domestic and Family - Level 2</b>	2017	5	3	12	7	6	8	16	6	11	14	-	102	67%	102
		2016	3	11	3	9	5	5	10	3	4	5	14	61	▲	75
	<b>General Civil - Level 1</b>	2017	-	-	-	-	3	-	-	-	-	1	1	5	-17%	5
		2016	2	-	1	1	-	-	-	2	-	-	-	6	▼	6
	<b>General Civil - Level 2</b>	2017	2	6	2	2	-	4	1	1	2	3	6	29	16%	29
		2016	-	3	-	1	3	4	5	3	1	2	9	25	▲	34
	<b>General Civil - Level 3</b>	2017	1	2	5	6	1	-	2	3	3	2	1	26	53%	26
		2016	1	2	2	1	3	-	5	1	2	-	1	17	▲	18
	<b>Probates/Wills &amp; Trusts - Level 2</b>	2017	2	3	-	-	-	1	1	1	-	2	-	10	11%	10
		2016	1	-	1	-	1	2	-	1	2	1	-	9	▲	9
	<b>Uncontested Divorce</b>	2017	4	-	6	1	2	1	4	4	4	2	7	35	-20%	35
		2016	1	3	2	8	5	6	4	8	2	-	5	44	▼	46
<b>Criminal</b>	<b>Felonies and Related Matters</b>	2017	63	74	74	59	52	54	77	55	62	130	54	754	-3%	754
		2016	97	89	68	70	78	52	71	76	62	65	46	774	▼	853
	<b>Misdemeanor</b>	2017	21	8	17	11	8	10	11	13	13	16	22	150	-9%	150
		2016	15	15	7	13	10	16	19	19	18	10	23	165	▼	192
	<b>Other Criminally Related Matters</b>	2017	-	-	2	5	8	11	3	3	2	8	2	44	91%	44
		2016	-	2	-	1	3	-	-	6	5	-	6	23	▲	23
	<b>Miscellaneous</b>	2017	36	39	34	24	34	27	22	30	35	31	28	340	-5%	340
		2016	43	34	41	25	23	43	26	32	33	42	16	358	▼	384
	<b>Other</b>	2017	19	21	17	16	9	13	12	14	11	13	8	153	206%	153
		2016	12	-	2	7	1	6	7	3	4	5	3	50	▲	53


January 2016 -- November 2017 Filings

Dashboard

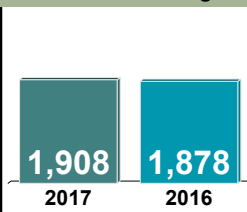
**Court:** Waynesboro Circuit  
**Start/End Date:** Jan-16 / Nov-17  
**2016 Average Month:** 171  
**Jan-Nov 2016:** 1,878  
**Filings Trending:** ↔

**Circuit/Court ID:** 25  
**225820**  
**Type of Case:** Filings  
**2017 Average Month:** 173  
**Jan-Nov 2017 :** 1,908  
**Overall AVG. Month:** 172

Monthly Filings Summary



Jan --- Nov Filings



Filings by Division

		Jan	Feb	Mar	Apr	May	Jun	Jul	Aug	Sep	Oct	Nov	Dec	Thru Nov	% Change	Total
<b>Total</b>	2017	170	221	218	149	164	162	128	226	151	160	159	-	1,908	2%	1,908
	2016	152	207	204	179	187	198	147	152	161	151	140	178	1,878	▲	2,056
<b>Civil</b>	2017	38	58	72	47	33	48	39	48	31	33	36	-	483	-8%	483
	2016	43	67	48	42	43	63	31	37	57	45	49	38	525	▼	563
<b>Criminal</b>	2017	73	50	72	40	79	50	37	95	51	71	65	-	683	10%	683
	2016	50	38	75	63	93	78	48	55	42	42	39	96	623	▲	719
<b>Miscellaneous</b>	2017	26	36	39	27	31	34	30	45	23	28	31	-	350	0%	350
	2016	36	34	42	33	27	31	30	28	24	35	31	21	351	▼	372
<b>Other</b>	2017	33	77	35	35	21	30	22	38	46	28	27	-	392	3%	392
	2016	23	68	39	41	24	26	38	32	38	29	21	23	379	▲	402

Filings by Division & Case Category

		Jan	Feb	Mar	Apr	May	Jun	Jul	Aug	Sep	Oct	Nov	Dec	Thru Nov	% Change	Total
<b>Civil</b>	<b>Administrative Law</b>	2017	-	-	-	1	-	-	-	-	-	-	-	1	0%	1
		2016	1	-	-	-	-	-	-	-	-	-	1	1	↔	2
	<b>Contested Divorce</b>	2017	11	21	18	18	8	3	5	11	8	3	10	116	2%	116
		2016	9	17	14	8	16	10	6	5	10	8	11	114	▲	117
	<b>Domestic and Family - Level 1</b>	2017	-	4	-	1	3	9	13	4	-	-	-	34	-52%	34
		2016	4	8	3	11	2	11	4	4	14	10	-	71	▼	80
	<b>Domestic and Family - Level 2</b>	2017	5	-	6	3	-	1	2	-	-	2	1	20	-9%	20
		2016	2	2	1	3	2	4	1	-	2	2	3	22	▼	26
	<b>General Civil - Level 1</b>	2017	2	-	-	-	1	-	-	-	-	1	-	4	100%	4
		2016	1	-	-	-	-	-	-	-	-	-	1	2	▲	2
	<b>General Civil - Level 2</b>	2017	-	3	2	-	4	1	1	4	1	2	2	20	11%	20
		2016	1	2	2	1	1	3	-	2	4	-	2	18	▲	22
	<b>General Civil - Level 3</b>	2017	2	-	1	1	-	9	1	1	-	1	-	16	-24%	16
		2016	-	3	2	3	4	3	2	-	1	1	2	21	▼	21
<b>Criminal</b>	<b>Probates/Wills &amp; Trusts - Level 1</b>	2017	-	-	-	-	-	-	-	-	-	-	-	0	-100%	0
		2016	-	-	1	-	-	-	1	-	-	-	-	2	▼	2
	<b>Probates/Wills &amp; Trusts - Level 2</b>	2017	-	-	-	1	-	-	1	-	-	1	-	3	-67%	3
		2016	-	-	1	2	1	1	-	1	-	3	-	9	▼	9
	<b>Uncontested Divorce</b>	2017	18	30	45	23	16	25	16	28	22	24	22	269	2%	269
		2016	25	35	24	14	17	31	18	24	26	21	30	265	▲	282
	<b>Felonies and Related Matters</b>	2017	59	38	47	28	67	35	25	77	37	53	52	518	8%	518
		2016	41	26	54	56	67	58	43	43	39	29	25	481	▲	552
	<b>Misdemeanor</b>	2017	11	9	25	12	12	14	12	16	14	18	13	156	21%	156
		2016	9	12	21	7	14	20	5	11	3	13	14	129	▲	138
<b>Miscellaneous</b>	<b>Other Criminally Related Matters</b>	2017	3	3	-	-	-	1	-	2	-	-	-	9	-31%	9
		2016	-	-	-	-	12	-	-	1	-	-	16	13	▼	29
<b>Other</b>	<b>Miscellaneous</b>	2017	26	36	39	27	31	34	30	45	23	28	31	350	0%	350
		2016	36	34	42	33	27	31	30	28	24	35	31	351	▼	372
<b>Other</b>	<b>Other</b>	2017	33	77	35	35	21	30	22	38	46	28	27	392	3%	392
		2016	23	68	39	41	24	26	38	32	38	29	21	379	▲	402

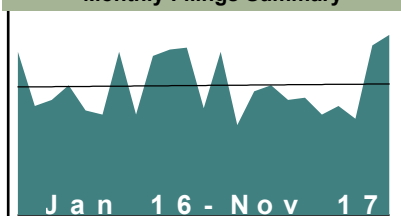
January 2016 -- November 2017 Filings

Dashboard

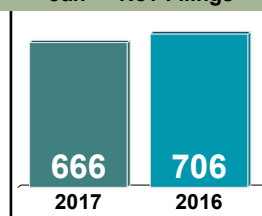
Court: Clarke Circuit  
 Start/End Date: Jan-16 / Nov-17  
 2016 Average Month: 63  
 Jan-Nov 2016: 706  
 Filings Trending: ▼

Circuit/Court ID: 26  
 226043  
 Type of Case: Filings  
 2017 Average Month: 61  
 Jan-Nov 2017 : 666  
 Overall AVG. Month: 62

Monthly Filings Summary



Jan --- Nov Filings



Filings by Division

		Jan	Feb	Mar	Apr	May	Jun	Jul	Aug	Sep	Oct	Nov	Dec	Thru Nov	% Change	Total
<b>Total</b>	2017	78	43	59	62	55	56	48	52	46	81	86	-	666	-6%	666
	2016	78	52	55	62	50	48	78	48	76	79	80	51	706	▼	757
<b>Civil</b>	2017	15	5	10	8	8	6	6	9	6	5	7	-	85	-23%	85
	2016	5	5	7	6	11	7	13	15	10	11	21	12	111	▼	123
<b>Criminal</b>	2017	30	7	16	25	27	15	6	9	15	36	24	-	210	-20%	210
	2016	45	16	23	29	18	12	35	11	21	34	18	20	262	▼	282
<b>Miscellaneous</b>	2017	33	31	33	28	20	35	36	34	25	39	55	-	369	11%	369
	2016	28	31	25	27	21	29	30	21	45	34	41	19	332	▲	351
<b>Other</b>	2017	-	-	-	1	-	-	-	-	-	1	-	-	2	100%	2
	2016	-	-	-	-	-	-	-	1	-	-	-	-	1	▲	1

Filings by Division & Case Category

		Jan	Feb	Mar	Apr	May	Jun	Jul	Aug	Sep	Oct	Nov	Dec	Thru Nov	% Change	Total
<b>Civil</b>	Administrative Law	2017	-	-	-	-	-	-	-	-	-	-	-	0	-100%	0
		2016	-	-	-	-	-	1	-	-	-	-	-	1	▼	1
	Contested Divorce	2017	-	-	2	2	1	1	1	1	1	2	-	12	-20%	12
		2016	1	1	2	-	1	2	3	1	3	1	2	15	▼	17
	Domestic and Family - Level 1	2017	-	1	2	1	-	1	2	-	-	1	-	8	0%	8
		2016	1	-	-	1	-	1	1	1	1	2	-	8	↔	8
	Domestic and Family - Level 2	2017	-	-	1	-	2	-	-	-	-	-	-	3	-50%	3
		2016	-	-	1	1	-	-	-	3	-	1	-	6	▼	6
	General Civil - Level 1	2017	-	-	-	-	-	-	-	-	-	-	-	0	-100%	0
		2016	-	-	-	-	-	-	-	-	1	-	-	1	▼	1
	General Civil - Level 2	2017	2	1	2	1	-	1	4	2	1	1	-	15	7%	15
		2016	1	-	1	1	1	2	1	2	2	3	2	14	▲	16
	General Civil - Level 3	2017	9	3	1	3	-	1	-	2	1	2	-	22	-35%	22
		2016	1	-	1	2	6	4	6	1	2	1	10	34	▼	40
<b>Criminal</b>	Probates/Wills & Trusts - Level 1	2017	-	-	-	-	-	-	1	-	-	-	-	1	1	1
		2016	-	-	-	-	-	-	-	-	-	-	-	0	↔	0
	Probates/Wills & Trusts - Level 2	2017	1	-	-	1	1	1	1	-	-	-	-	5	25%	5
		2016	-	-	-	-	-	-	3	1	-	-	-	4	▲	4
	Protective Orders	2017	-	-	-	-	-	-	-	-	-	-	-	0	-100%	0
		2016	-	-	-	-	-	1	-	-	-	-	-	1	▼	1
	Uncontested Divorce	2017	3	-	2	-	4	2	2	1	1	2	-	19	-30%	19
		2016	1	4	2	1	4	1	6	-	3	4	2	27	▼	29
	Felonies and Related Matters	2017	18	2	7	18	21	10	2	6	8	15	20	127	-37%	127
		2016	33	12	18	26	13	11	29	6	11	31	10	200	▼	215
<b>Miscellaneous</b>	Misdemeanor	2017	8	4	9	6	5	5	4	2	6	21	2	72	38%	72
		2016	10	4	3	3	5	1	5	5	9	1	6	52	▲	57
	Other Criminally Related Matters	2017	4	1	-	1	1	-	1	1	-	2	-	11	10%	11
		2016	2	-	2	-	-	1	-	1	2	2	-	10	▲	10
<b>Other</b>	Miscellaneous	2017	33	31	33	28	20	35	36	34	25	39	55	369	11%	369
		2016	28	31	25	27	21	29	30	21	45	34	41	332	▲	351
<b>Other</b>	Other	2017	-	-	-	1	-	-	-	-	-	1	-	2	100%	2
		2016	-	-	-	-	-	-	1	-	-	-	-	1	▲	1


January 2016 -- November 2017 Filings

Dashboard

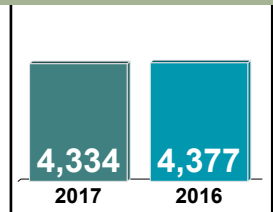
**Court:** Frederick Circuit  
**Start/End Date:** Jan-16 / Nov-17  
**2016 Average Month:** 389  
**Jan-Nov 2016:** 4,377  
**Filings Trending:** ↔

**Circuit/Court ID:** 26  
**226069**  
**Type of Case:** Filings  
**2017 Average Month:** 394  
**Jan-Nov 2017 :** 4,334  
**Overall AVG. Month:** 391

Monthly Filings Summary



Jan --- Nov Filings



Filings by Division

		Jan	Feb	Mar	Apr	May	Jun	Jul	Aug	Sep	Oct	Nov	Dec	Thru Nov	% Change	Total
<b>Total</b>	2017	339	438	455	358	417	395	365	384	325	420	438	-	4,334	-1%	4,334
	2016	373	438	467	352	419	393	403	349	308	462	413	291	4,377	▼	4,668
<b>Civil</b>	2017	48	48	53	42	54	59	54	38	57	40	41	-	534	2%	534
	2016	33	56	59	50	67	42	46	45	38	43	43	44	522	▲	566
<b>Criminal</b>	2017	115	184	230	126	218	190	156	157	115	196	186	-	1,873	-6%	1,873
	2016	168	162	185	170	226	197	171	161	112	239	212	109	2,003	▼	2,112
<b>Miscellaneous</b>	2017	176	206	170	190	145	146	155	189	153	184	207	-	1,921	4%	1,921
	2016	172	220	223	132	126	154	186	143	158	180	158	136	1,852	▲	1,988
<b>Other</b>	2017	-	-	2	-	-	-	-	-	-	-	4	-	6	6	6
	2016	-	-	-	-	-	-	-	-	-	-	-	2	0	↔	2

Filings by Division & Case Category

		Jan	Feb	Mar	Apr	May	Jun	Jul	Aug	Sep	Oct	Nov	Dec	Thru Nov	% Change	Total
<b>Civil</b>	<b>Administrative Law</b>	2017	-	-	-	-	1	-	1	-	-	-	-	2	-67%	2
		2016	-	-	-	-	1	1	-	2	2	-	-	6	▼	6
	<b>Contested Divorce</b>	2017	9	8	8	6	14	16	6	7	12	8	6	100	14%	100
		2016	7	7	8	13	12	7	9	8	5	7	5	88	▲	94
	<b>Domestic and Family - Level 1</b>	2017	4	5	6	6	5	5	3	2	4	6	4	50	-4%	50
		2016	-	5	3	4	6	7	8	6	6	4	3	52	▼	56
	<b>Domestic and Family - Level 2</b>	2017	2	2	4	2	3	2	5	4	7	1	4	36	38%	36
		2016	2	-	4	4	3	2	3	-	3	5	1	26	▲	27
	<b>General Civil - Level 1</b>	2017	-	1	-	-	-	-	-	1	-	1	-	3	-40%	3
		2016	-	1	1	-	2	-	-	1	-	-	1	5	▼	6
	<b>General Civil - Level 2</b>	2017	12	2	11	9	10	13	11	3	10	4	6	91	26%	91
		2016	4	11	11	4	7	5	3	5	9	7	6	72	▲	83
	<b>General Civil - Level 3</b>	2017	1	1	3	3	1	4	3	4	6	2	8	36	0%	36
		2016	1	10	1	1	6	3	4	2	4	2	2	36	↔	39
	<b>Probates/Wills &amp; Trusts - Level 1</b>	2017	1	1	-	-	-	-	-	-	-	-	-	2	2	2
		2016	-	-	-	-	-	-	-	-	-	-	-	0	↔	0
	<b>Probates/Wills &amp; Trusts - Level 2</b>	2017	2	3	3	4	3	1	4	3	1	8	3	35	75%	35
		2016	2	1	2	2	4	1	1	2	1	1	3	20	▲	24
	<b>Uncontested Divorce</b>	2017	17	25	18	12	18	17	22	14	16	11	9	179	-18%	179
		2016	17	21	29	22	27	16	17	22	10	17	19	217	▼	231
<b>Criminal</b>	<b>Capital Murder</b>	2017	-	1	-	-	-	-	-	-	-	-	-	1	-75%	1
		2016	-	-	4	-	-	-	-	-	-	-	-	4	▼	4
	<b>Felonies and Related Matters</b>	2017	96	153	194	98	159	160	125	104	80	159	141	1,469	-9%	1,469
		2016	136	132	139	130	188	161	143	143	88	194	153	1,607	▼	1,687
	<b>Misdemeanor</b>	2017	17	28	32	18	54	25	27	42	30	35	41	349	4%	349
		2016	28	27	32	34	36	33	28	15	20	36	47	336	▲	363
	<b>Other Criminally Related Matters</b>	2017	2	2	4	10	5	5	4	11	5	2	4	54	-4%	54
		2016	4	3	10	6	2	3	-	3	4	9	12	56	▼	58
	<b>Miscellaneous</b>	2017	176	206	170	190	145	146	155	189	153	184	207	1,921	4%	1,921
		2016	172	220	223	132	126	154	186	143	158	180	158	1,852	▲	1,988
	<b>Other</b>	2017	-	-	2	-	-	-	-	-	-	-	4	6	6	6
		2016	-	-	-	-	-	-	-	-	-	-	2	0	↔	2

January 2016 -- November 2017 Filings

Dashboard

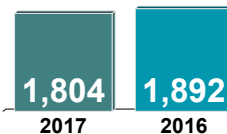
Court: Page Circuit  
 Start/End Date: Jan-16 / Nov-17  
 2016 Average Month: 169  
 Jan-Nov 2016: 1,892  
 Filings Trending: ▼

Circuit/Court ID: 26  
 226139  
 Type of Case: Filings  
 2017 Average Month: 164  
 Jan-Nov 2017 : 1,804  
 Overall AVG. Month: 166

Monthly Filings Summary



Jan --- Nov Filings



Filings by Division

		Jan	Feb	Mar	Apr	May	Jun	Jul	Aug	Sep	Oct	Nov	Dec	Thru Nov	% Change	Total
<b>Total</b>	2017	132	194	176	126	147	166	154	204	173	147	185	-	1,804	-5%	1,804
	2016	242	198	173	190	157	101	113	134	275	156	153	130	1,892	▼	2,022
<b>Civil</b>	2017	13	17	24	13	15	18	13	14	14	20	17	-	178	7%	178
	2016	10	19	18	4	24	17	20	15	14	14	12	12	167	▲	179
<b>Criminal</b>	2017	76	121	87	84	93	96	101	129	114	83	117	-	1,101	-5%	1,101
	2016	161	106	94	147	97	48	51	78	212	83	80	69	1,157	▼	1,226
<b>Miscellaneous</b>	2017	40	51	64	29	39	52	38	61	43	44	50	-	511	-7%	511
	2016	71	71	57	34	35	36	41	40	49	56	60	49	550	▼	599
<b>Other</b>	2017	3	5	1	-	-	-	2	-	2	-	1	-	14	-22%	14
	2016	-	2	4	5	1	-	1	1	-	3	1	-	18	▼	18

Filings by Division & Case Category

		Jan	Feb	Mar	Apr	May	Jun	Jul	Aug	Sep	Oct	Nov	Dec	Thru Nov	% Change	Total
<b>Civil</b>	Administrative Law	2017	-	-	-	-	-	-	-	-	-	1	-	1	1	1
		2016	-	-	-	-	-	-	-	-	-	-	-	0	↔	0
	Contested Divorce	2017	4	3	4	3	2	1	2	3	1	1	-	25	-14%	25
		2016	-	5	5	2	3	2	5	4	2	1	-	29	▼	31
	Domestic and Family - Level 1	2017	-	-	-	-	2	1	-	3	2	1	-	9	-10%	9
		2016	3	-	-	-	1	3	1	-	-	1	1	10	▼	10
	Domestic and Family - Level 2	2017	1	1	1	1	2	1	2	1	-	3	1	14	40%	14
		2016	-	-	-	-	-	1	4	-	2	1	2	10	▲	11
	General Civil - Level 1	2017	-	-	-	-	-	1	-	1	-	-	-	2	2	2
		2016	-	-	-	-	-	-	-	-	-	-	-	0	↔	0
	General Civil - Level 2	2017	2	1	4	4	2	3	1	1	5	3	5	31	19%	31
		2016	1	3	4	-	5	3	3	2	4	-	1	26	▲	28
	General Civil - Level 3	2017	1	-	4	-	1	3	2	1	3	3	4	22	5%	22
		2016	1	-	5	-	3	1	2	1	1	4	3	21	▲	25
	Probates/Wills & Trusts - Level 1	2017	-	1	1	-	-	-	-	-	-	-	-	2	-33%	2
		2016	-	-	-	-	1	-	-	1	-	1	-	3	▼	3
<b>Criminal</b>	Probates/Wills & Trusts - Level 2	2017	1	1	1	-	1	-	-	-	3	2	-	9	80%	9
		2016	1	-	-	1	1	-	1	-	1	-	1	5	▲	6
	Protective Orders	2017	-	-	1	-	-	-	-	-	1	-	-	2	2	2
		2016	-	-	-	-	-	-	-	-	-	-	-	0	↔	0
	Uncontested Divorce	2017	4	10	8	5	5	8	6	4	3	5	3	61	-3%	61
		2016	4	11	4	1	10	7	5	7	4	6	4	63	▼	65
	Capital Murder	2017	-	-	-	-	-	-	-	-	-	-	-	0	-100%	0
		2016	-	-	-	-	-	-	4	-	-	-	-	4	▼	4
	Felonies and Related Matters	2017	55	75	55	46	69	83	73	94	91	55	92	788	-6%	788
		2016	76	97	79	118	68	33	38	56	165	59	51	840	▼	891
	Misdemeanor	2017	21	42	29	38	22	11	25	33	23	20	25	289	26%	289
		2016	29	8	15	26	27	5	13	18	40	20	29	230	▲	237
	Other Criminally Related Matters	2017	-	4	3	-	2	2	3	2	-	8	-	24	-71%	24
		2016	56	1	-	3	2	10	-	-	7	4	-	83	▼	94
	Miscellaneous	2017	40	51	64	29	39	52	38	61	43	44	50	511	-7%	511
		2016	71	71	57	34	35	36	41	40	49	56	60	550	▼	599
	Other	2017	3	5	1	-	-	-	2	-	2	-	1	14	-22%	14
		2016	-	2	4	5	1	-	1	1	-	3	1	18	▼	18



January 2016 -- November 2017 Filings

Dashboard

Court: Rockingham Circuit

Start/End Date: Jan-16 / Nov-17

2016 Average Month: 578

Jan-Nov 2016: 6,368

Filings Trending: ↔

Circuit/Court ID: 26

226165

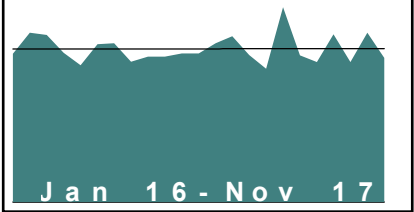
Type of Case: Filings

2017 Average Month:593

Jan-Nov 2017 : 6,522

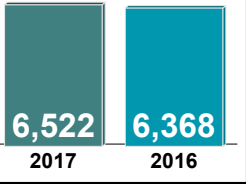
Overall AVG. Month: 585

Monthly Filings Summary



Jan 16 - Nov 17

Jan --- Nov Filings



6,522 2017    6,368 2016

Filings by Division																
		Jan	Feb	Mar	Apr	May	Jun	Jul	Aug	Sep	Oct	Nov	Dec	Thru Nov	% Change	Total
Total	2017	606	633	562	509	744	560	535	641	535	647	550	-	6,522	2%	6,522
	2016	566	647	638	570	523	603	606	536	556	555	568	568	6,368	▲	6,936
Civil	2017	101	108	92	71	124	88	70	86	102	108	56	-	1,006	-1%	1,006
	2016	73	74	89	90	83	128	79	109	118	90	88	126	1,021	▼	1,147
Criminal	2017	237	217	203	204	346	229	256	302	207	266	211	-	2,678	3%	2,678
	2016	186	247	271	256	250	235	295	186	210	212	248	217	2,596	▲	2,813
Miscellaneous	2017	181	239	214	182	176	157	135	174	166	200	222	-	2,046	0%	2,046
	2016	239	256	219	158	125	175	156	177	167	198	166	165	2,036	▲	2,201
Other	2017	87	69	53	52	98	86	74	79	60	73	61	-	792	11%	792
	2016	68	70	59	66	65	65	76	64	61	55	66	60	715	▲	775

Filings by Division & Case Category																
		Jan	Feb	Mar	Apr	May	Jun	Jul	Aug	Sep	Oct	Nov	Dec	Thru Nov	% Change	Total
Civil	Administrative Law	2017	-	1	-	1	1	-	-	1	-	-	-	5	-17%	5
		2016	-	1	1	1	-	-	1	2	-	-	-	6	▼	6
	Contested Divorce	2017	17	13	18	8	16	9	11	13	24	16	3	148	-13%	148
		2016	9	11	15	14	14	17	13	17	32	13	16	171	▼	188
	Domestic and Family - Level 1	2017	11	5	8	6	50	19	11	14	12	27	8	171	47%	171
		2016	8	7	5	3	9	45	9	2	10	9	9	116	▲	123
	Domestic and Family - Level 2	2017	3	10	9	5	5	8	1	3	9	5	7	65	-14%	65
		2016	9	4	3	20	4	7	4	6	12	3	4	76	▼	82
	General Civil - Level 1	2017	-	1	5	1	-	1	-	1	4	-	-	13	63%	13
		2016	1	-	-	-	-	1	2	1	1	1	-	8	▲	8
	General Civil - Level 2	2017	11	25	21	16	14	17	7	16	8	9	12	156	-12%	156
		2016	10	12	17	19	16	13	14	27	24	15	10	177	▼	199
	General Civil - Level 3	2017	9	5	6	4	4	5	15	6	3	7	8	72	14%	72
		2016	7	6	7	1	6	5	3	11	4	7	6	63	▲	84
Criminal	Probates/Wills & Trusts - Level 1	2017	-	2	-	-	-	1	-	-	-	-	-	3	-40%	3
		2016	-	-	-	1	-	2	-	1	-	-	1	5	▼	5
	Probates/Wills & Trusts - Level 2	2017	-	2	2	2	1	3	-	1	1	5	2	19	-5%	19
		2016	1	2	5	2	2	1	-	3	1	2	1	20	▼	20
	Protective Orders	2017	2	2	1	2	1	1	4	1	1	4	3	22	29%	22
		2016	-	-	-	2	1	4	3	1	-	2	4	17	▲	17
	Uncontested Divorce	2017	48	42	22	26	32	24	20	31	39	35	13	332	-8%	332
		2016	28	31	36	27	31	33	32	38	32	38	36	362	▼	415
	Capital Murder	2017	-	-	-	-	-	-	4	-	2	-	-	6	500%	6
		2016	-	-	-	1	-	-	-	-	-	-	-	1	▲	1
Criminal	Felonies and Related Matters	2017	188	165	150	170	277	192	251	176	199	155	-	2,136	6%	2,136
		2016	150	175	202	204	203	179	232	161	171	195	172	2,014	▲	2,186
	Misdemeanor	2017	45	49	41	30	58	34	41	30	54	47	-	464	-6%	464
		2016	27	62	65	45	45	49	55	28	44	32	44	496	▼	538
	Other Criminally Related Matters	2017	4	3	12	4	11	3	8	6	1	11	9	72	-15%	72
		2016	9	10	4	6	2	7	8	16	5	9	3	85	▼	88
Miscellaneous		2017	181	239	214	182	176	157	135	174	166	200	222	2,046	0%	2,046
		2016	239	256	219	158	125	175	156	177	167	198	166	2,036	▲	2,201
Other		2017	87	69	53	52	98	86	74	79	60	73	61	792	11%	792
		2016	68	70	59	66	65	65	76	64	61	55	66	715	▲	775


January 2016 -- November 2017 Filings

Dashboard

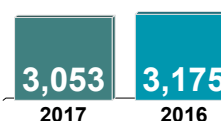
Court: Shenandoah Circuit  
 Start/End Date: Jan-16 / Nov-17  
 2016 Average Month: 279  
 Jan-Nov 2016: 3,175  
 Filings Trending: ▼

Circuit/Court ID: 26  
 226171  
 Type of Case: Filings  
 2017 Average Month: 278  
 Jan-Nov 2017 : 3,053  
 Overall AVG. Month: 278

Monthly Filings Summary



Jan --- Nov Filings



Filings by Division

		Jan	Feb	Mar	Apr	May	Jun	Jul	Aug	Sep	Oct	Nov	Dec	Thru Nov	% Change	Total
<b>Total</b>	2017	241	433	281	186	296	362	205	276	208	328	237	-	3,053	-4%	3,053
	2016	345	244	332	329	280	273	314	220	236	289	313	172	3,175	▼	3,347
<b>Civil</b>	2017	25	27	22	21	37	36	23	21	15	28	27	-	282	0%	282
	2016	22	17	30	33	18	21	32	33	24	30	21	26	281	▲	307
<b>Criminal</b>	2017	83	259	133	49	124	140	89	125	80	171	77	-	1,330	2%	1,330
	2016	126	95	98	177	129	109	129	87	70	118	168	51	1,306	▲	1,357
<b>Miscellaneous</b>	2017	108	108	102	84	82	102	66	101	92	83	100	-	1,028	-4%	1,028
	2016	117	104	118	82	76	77	96	84	106	123	84	74	1,067	▼	1,141
<b>Other</b>	2017	25	39	24	32	53	84	27	29	21	46	33	-	413	-21%	413
	2016	80	28	86	37	57	66	57	16	36	18	40	21	521	▼	542

Filings by Division & Case Category

		Jan	Feb	Mar	Apr	May	Jun	Jul	Aug	Sep	Oct	Nov	Dec	Thru Nov	% Change	Total
<b>Civil</b>	Administrative Law	2017	-	-	-	-	1	-	1	-	1	2	-	5	5	5
		2016	-	-	-	-	-	-	-	-	-	-	-	0	↔	0
	Contested Divorce	2017	6	6	5	3	6	2	8	4	3	5	2	50	2%	50
		2016	7	5	-	8	6	2	7	3	5	3	3	49	▲	52
	Domestic and Family - Level 1	2017	3	6	2	2	10	5	1	3	2	6	4	44	19%	44
		2016	6	-	6	6	1	-	6	1	8	3	1	37	▲	38
	Domestic and Family - Level 2	2017	-	-	1	1	3	1	-	-	1	-	-	7	-56%	7
		2016	-	3	2	4	-	3	-	2	-	2	2	16	▼	18
	General Civil - Level 1	2017	-	-	1	-	-	-	-	1	-	-	-	2	-67%	2
		2016	-	-	1	-	1	-	-	2	1	1	1	6	▼	7
	General Civil - Level 2	2017	5	2	1	4	7	8	1	4	2	4	-	44	-20%	44
		2016	2	1	9	2	1	6	11	4	7	4	4	55	▼	59
	General Civil - Level 3	2017	3	4	-	-	5	2	4	1	2	3	-	24	26%	24
		2016	2	-	1	1	-	1	2	5	-	6	1	19	▲	20
<b>Criminal</b>	Probates/Wills & Trusts - Level 1	2017	-	-	-	-	-	-	-	-	-	-	-	0	-100%	0
		2016	1	1	1	-	-	-	-	-	-	-	-	3	▼	3
	Probates/Wills & Trusts - Level 2	2017	1	-	-	3	1	2	1	-	2	-	-	10	-9%	10
		2016	1	1	1	3	1	-	2	1	1	-	4	11	▼	15
	Uncontested Divorce	2017	7	9	12	8	10	12	6	7	4	9	12	96	13%	96
		2016	3	6	9	9	8	9	12	13	6	7	10	85	▲	95
	Capital Murder	2017	-	-	-	-	-	-	-	-	-	-	-	0	-100%	0
		2016	-	-	-	-	-	-	-	-	-	1	-	1	▼	1
	Felonies and Related Matters	2017	52	227	74	23	76	79	86	45	97	56	-	874	-9%	874
		2016	99	71	74	156	87	67	108	49	44	78	130	963	▼	991
	Misdemeanor	2017	28	30	55	21	43	34	22	35	22	56	17	363	16%	363
		2016	27	23	18	17	42	41	18	37	22	34	34	313	▲	336
	Other Criminally Related Matters	2017	3	2	4	5	5	27	8	4	13	18	4	93	221%	93
		2016	-	1	6	4	-	1	3	1	4	6	3	29	▲	29
<b>Miscellaneous</b>		2017	108	108	102	84	82	102	66	101	92	83	100	1,028	-4%	1,028
		2016	117	104	118	82	76	77	96	84	106	123	84	1,067	▼	1,141
<b>Other</b>		2017	25	39	24	32	53	84	27	29	21	46	33	413	-21%	413
		2016	80	28	86	37	57	66	57	16	36	18	40	521	▼	542

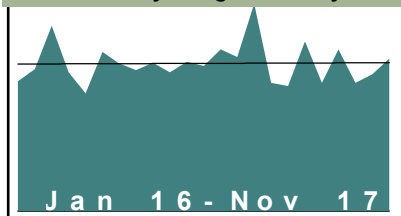
January 2016 -- November 2017 Filings

## Dashboard

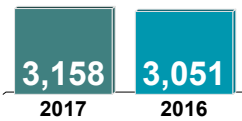
**Court:** Warren Circuit  
**Start/End Date:** Jan-16 / Nov-17  
**2016 Average Month:** 277  
**Jan-Nov 2016:** 3,051  
**Filings Trending:** ▲

**Circuit/Court ID:** 26  
 226187  
**Type of Case:** Filings  
**2017 Average Month:** 287  
**Jan-Nov 2017 :** 3,158  
**Overall AVG. Month:** 282

## Monthly Filings Summary



## Jan --- Nov Filings



## Filings by Division

		Jan	Feb	Mar	Apr	May	Jun	Jul	Aug	Sep	Oct	Nov	Dec	Thru Nov	% Change	Total
<b>Total</b>	2017	309	294	396	245	239	324	245	309	245	261	291	-	3,158	4%	3,158
	2016	248	271	354	265	225	304	282	269	283	265	285	277	3,051	▲	3,328
<b>Civil</b>	2017	43	47	65	45	30	60	45	47	49	36	38	-	505	-6%	505
	2016	27	76	39	48	40	65	42	47	56	46	52	41	538	▼	579
<b>Criminal</b>	2017	123	61	157	77	58	67	71	119	67	73	128	-	1,001	-6%	1,001
	2016	60	48	160	77	94	109	130	113	108	63	101	101	1,063	▼	1,164
<b>Miscellaneous</b>	2017	91	109	107	67	95	89	89	94	88	99	94	-	1,022	-2%	1,022
	2016	110	107	118	86	66	93	84	76	87	116	101	101	1,044	▼	1,145
<b>Other</b>	2017	52	77	67	56	56	108	40	49	41	53	31	-	630	55%	630
	2016	51	40	37	54	25	37	26	33	32	40	31	34	406	▲	440

## Filings by Division &amp; Case Category

		Jan	Feb	Mar	Apr	May	Jun	Jul	Aug	Sep	Oct	Nov	Dec	Thru Nov	% Change	Total
<b>Civil</b>	<b>Administrative Law</b>	2017	-	-	-	-	-	-	-	-	-	-	-	0	-100%	0
		2016	-	-	-	-	-	-	1	-	-	1	-	2	▼	2
	<b>Contested Divorce</b>	2017	3	4	8	11	5	9	5	11	9	3	8	76	-34%	76
		2016	9	13	8	10	8	12	9	10	11	15	11	116	▼	125
	<b>Domestic and Family - Level 1</b>	2017	3	13	10	6	-	-	7	4	6	4	5	58	-15%	58
		2016	-	21	2	3	1	6	7	2	6	3	17	68	▼	73
	<b>Domestic and Family - Level 2</b>	2017	1	2	2	1	2	6	2	1	1	-	1	19	46%	19
		2016	-	1	-	-	5	-	1	3	2	1	-	13	▲	14
	<b>General Civil - Level 1</b>	2017	1	-	-	-	-	1	-	-	1	-	-	3	0%	3
		2016	-	1	-	-	-	-	1	1	-	-	-	3	↔	3
	<b>General Civil - Level 2</b>	2017	3	3	9	6	3	7	10	3	6	5	3	58	-23%	58
		2016	2	15	5	8	7	12	4	3	7	5	7	75	▼	79
	<b>General Civil - Level 3</b>	2017	4	4	4	3	4	2	3	5	7	3	1	40	60%	40
		2016	2	6	2	2	5	1	4	-	-	1	1	25	▲	26
<b>Criminal</b>	<b>Probates/Wills &amp; Trusts - Level 1</b>	2017	-	-	1	-	-	-	-	-	-	-	-	1	1	1
		2016	-	-	-	-	-	-	-	-	-	-	-	0	↔	0
	<b>Probates/Wills &amp; Trusts - Level 2</b>	2017	2	-	2	1	-	2	3	-	-	1	-	11	57%	11
		2016	-	-	-	1	1	1	1	1	1	1	1	7	▲	8
	<b>Protective Orders</b>	2017	-	-	-	-	-	-	-	-	1	-	-	1	-86%	1
		2016	-	1	2	-	1	1	1	1	-	-	-	7	▼	7
	<b>Uncontested Divorce</b>	2017	26	21	29	17	16	33	15	23	19	19	20	238	7%	238
		2016	14	18	20	24	15	28	20	21	27	21	14	222	▲	242
	<b>Felonies and Related Matters</b>	2017	100	50	129	58	46	47	59	75	50	47	83	744	-6%	744
		2016	42	37	120	57	75	78	97	74	74	46	88	788	▼	867
<b>Miscellaneous</b>	<b>Misdemeanor</b>	2017	22	8	26	17	7	10	10	36	15	20	42	213	1%	213
		2016	16	8	34	18	13	22	21	24	26	15	13	210	▲	226
	<b>Other Criminally Related Matters</b>	2017	1	3	2	2	5	10	2	8	2	6	3	44	-32%	44
		2016	2	3	6	2	6	9	12	15	8	2	-	65	▼	71
<b>Miscellaneous</b>		2017	91	109	107	67	95	89	89	94	88	99	94	1,022	-2%	1,022
		2016	110	107	118	86	66	93	84	76	87	116	101	1,044	▼	1,145
<b>Other</b>		2017	52	77	67	56	56	108	40	49	41	53	31	630	55%	630
		2016	51	40	37	54	25	37	26	33	32	40	31	406	▲	440


January 2016 -- November 2017 Filings

Dashboard

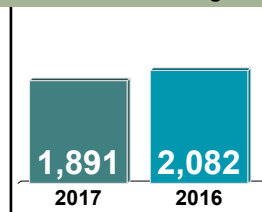
Court: Winchester Circuit  
 Start/End Date: Jan-16 / Nov-17  
 2016 Average Month: 188  
 Jan-Nov 2016: 2,082  
 Filings Trending: ▼

Circuit/Court ID: 26  
 226840  
 Type of Case: Filings  
 2017 Average Month: 172  
 Jan-Nov 2017 : 1,891  
 Overall AVG. Month: 180

Monthly Filings Summary



Jan --- Nov Filings



Filings by Division

		Jan	Feb	Mar	Apr	May	Jun	Jul	Aug	Sep	Oct	Nov	Dec	Thru Nov	% Change	Total
<b>Total</b>	2017	184	167	227	143	190	162	142	163	176	177	160	-	1,891	-9%	1,891
	2016	197	215	213	186	134	199	192	229	169	200	148	175	2,082	▼	2,257
<b>Civil</b>	2017	33	26	34	13	23	23	16	21	20	34	17	-	260	-6%	260
	2016	11	22	33	22	19	33	28	28	27	31	22	19	276	▼	295
<b>Criminal</b>	2017	105	101	150	94	124	95	82	106	121	93	102	-	1,173	-17%	1,173
	2016	144	158	149	136	91	132	128	164	101	123	92	120	1,418	▼	1,538
<b>Miscellaneous</b>	2017	43	37	41	34	42	43	42	36	33	50	39	-	440	17%	440
	2016	40	35	29	28	24	34	35	36	39	44	33	32	377	▲	409
<b>Other</b>	2017	3	3	2	2	1	1	2	-	2	-	2	-	18	64%	18
	2016	2	-	2	-	-	-	1	1	2	2	1	4	11	▲	15

Filings by Division & Case Category

		Jan	Feb	Mar	Apr	May	Jun	Jul	Aug	Sep	Oct	Nov	Dec	Thru Nov	% Change	Total
<b>Civil</b>	<b>Administrative Law</b>	2017	1	-	-	-	-	-	2	-	-	-	-	3	-57%	3
		2016	1	-	2	-	-	1	-	1	2	-	-	7	▼	7
	<b>Contested Divorce</b>	2017	4	2	4	2	5	2	1	3	4	4	2	33	27%	33
		2016	3	3	4	-	4	3	-	3	-	2	4	26	▲	28
	<b>Domestic and Family - Level 1</b>	2017	7	8	10	3	2	6	5	4	2	4	3	54	-14%	54
		2016	1	1	11	8	4	8	13	3	6	3	5	63	▼	64
	<b>Domestic and Family - Level 2</b>	2017	1	-	-	-	2	1	-	1	2	3	-	10	-50%	10
		2016	-	-	5	3	-	3	-	4	2	1	2	20	▼	22
	<b>General Civil - Level 1</b>	2017	2	1	-	1	1	2	1	1	1	1	2	13	44%	13
		2016	-	1	-	-	-	1	2	-	2	3	-	9	▲	10
	<b>General Civil - Level 2</b>	2017	5	3	9	5	5	4	2	3	6	8	5	55	2%	55
		2016	3	4	4	4	8	7	4	6	4	7	3	54	▲	61
<b>Criminal</b>	<b>General Civil - Level 3</b>	2017	4	2	2	-	1	-	-	2	5	-	-	16	-6%	16
		2016	1	3	2	-	1	1	-	1	5	2	2	17	▼	19
	<b>Probates/Wills &amp; Trusts - Level 2</b>	2017	-	3	-	-	1	1	2	-	1	-	-	8	0%	8
		2016	-	2	1	1	-	1	1	-	2	-	-	8	↔	8
	<b>Uncontested Divorce</b>	2017	9	7	9	2	6	7	5	7	2	9	5	68	-6%	68
		2016	2	8	4	6	2	10	6	11	11	6	4	72	▼	76
	<b>Felonies and Related Matters</b>	2017	77	69	116	63	95	75	67	86	89	75	70	882	-21%	882
		2016	102	130	109	114	79	102	86	137	79	99	76	1,113	▼	1,194
	<b>Misdemeanor</b>	2017	26	30	31	30	27	17	15	19	27	18	29	269	-5%	269
		2016	41	25	38	21	10	28	41	22	18	22	16	282	▼	317
	<b>Other Criminally Related Matters</b>	2017	2	2	3	1	2	3	-	1	5	-	3	22	-4%	22
		2016	1	3	2	1	2	2	1	5	4	2	-	23	▼	27
<b>Miscellaneous</b>		2017	43	37	41	34	42	43	42	36	33	50	39	440	17%	440
		2016	40	35	29	28	24	34	35	36	39	44	33	377	▲	409
<b>Other</b>		2017	3	3	2	2	1	1	2	-	2	-	2	18	64%	18
		2016	2	-	2	-	-	-	1	1	2	2	1	11	▲	15

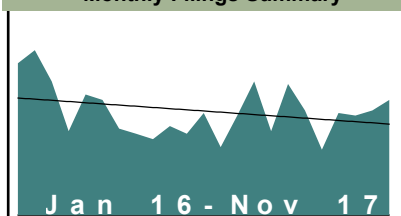
January 2016 -- November 2017 Filings

## Dashboard

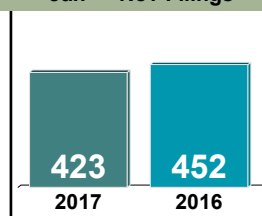
Court: Bland Circuit  
 Start/End Date: Jan-16 / Nov-17  
 2016 Average Month: 41  
 Jan-Nov 2016: 452  
 Filings Trending: ▼

Circuit/Court ID: 27  
 227021  
 Type of Case: Filings  
 2017 Average Month: 38  
 Jan-Nov 2017 : 423  
 Overall AVG. Month: 40

## Monthly Filings Summary



## Jan --- Nov Filings



## Filings by Division

		Jan	Feb	Mar	Apr	May	Jun	Jul	Aug	Sep	Oct	Nov	Dec	Thru Nov	% Change	Total
<b>Total</b>	2017	26	38	51	32	50	40	25	39	38	40	44	-	423	-6%	423
	2016	58	63	51	32	46	44	33	31	29	34	31	39	452	▼	491
<b>Civil</b>	2017	5	5	9	5	7	7	2	3	4	13	6	-	66	25%	66
	2016	4	8	5	2	5	7	8	3	3	6	2	7	53	▲	60
<b>Criminal</b>	2017	7	7	19	8	17	5	2	15	11	10	5	-	106	-20%	106
	2016	10	15	13	4	31	18	8	11	8	1	13	16	132	▼	148
<b>Miscellaneous</b>	2017	13	26	21	19	26	28	21	21	23	17	33	-	248	-6%	248
	2016	44	39	33	26	10	17	17	17	18	26	16	15	263	▼	278
<b>Other</b>	2017	1	-	2	-	-	-	-	-	-	-	-	-	3	-25%	3
	2016	-	1	-	-	-	2	-	-	-	1	-	1	4	▼	5

## Filings by Division &amp; Case Category

		Jan	Feb	Mar	Apr	May	Jun	Jul	Aug	Sep	Oct	Nov	Dec	Thru Nov	% Change	Total
<b>Civil</b>	Administrative Law	2017	1	-	-	-	-	-	-	-	-	-	-	1	0%	1
		2016	-	1	-	-	-	-	-	-	-	-	-	1	↔	1
	Contested Divorce	2017	-	2	1	-	2	-	-	-	2	-	-	7	-42%	7
		2016	1	4	2	-	-	1	-	1	2	1	1	12	▼	13
	Domestic and Family - Level 1	2017	-	-	2	-	1	-	-	-	8	2	-	13	225%	13
		2016	1	-	-	1	-	2	-	-	-	-	-	4	▲	4
	Domestic and Family - Level 2	2017	-	-	-	-	-	-	-	-	-	-	-	0	-100%	0
		2016	-	-	-	-	-	-	-	-	1	-	-	1	▼	1
	General Civil - Level 1	2017	-	1	-	-	-	-	-	-	1	-	-	2	100%	2
		2016	-	-	-	-	-	-	-	-	-	1	-	1	▲	1
	General Civil - Level 2	2017	1	-	3	2	1	3	2	1	-	2	-	16	60%	16
		2016	1	1	-	-	2	2	3	1	-	-	2	10	▲	12
<b>Criminal</b>	General Civil - Level 3	2017	-	-	1	1	-	-	-	-	-	2	-	4	33%	4
		2016	-	1	-	-	1	-	1	-	-	-	1	3	▲	4
	Probates/Wills & Trusts - Level 2	2017	-	-	1	-	-	-	-	-	-	-	-	1	1	1
		2016	-	-	-	-	-	-	-	-	-	-	-	0	↔	0
	Uncontested Divorce	2017	3	2	1	2	5	2	1	1	3	2	-	22	5%	22
		2016	1	1	3	1	2	5	1	3	1	3	3	21	▲	24
	Felonies and Related Matters	2017	6	6	19	6	17	3	2	13	7	10	4	93	-18%	93
		2016	10	15	12	4	29	17	5	6	5	1	10	114	▼	129
	Misdemeanor	2017	1	-	-	1	-	2	-	2	1	-	1	8	-38%	8
		2016	-	-	1	-	2	1	3	2	1	-	3	13	▼	14
	Other Criminally Related Matters	2017	-	1	-	1	-	-	-	3	-	-	-	5	0%	5
		2016	-	-	-	-	-	-	3	2	-	-	-	5	↔	5
<b>Miscellaneous</b>		2017	13	26	21	19	26	28	21	21	23	17	33	248	-6%	248
		2016	44	39	33	26	10	17	17	17	18	26	16	263	▼	278
<b>Other</b>		2017	1	-	2	-	-	-	-	-	-	-	-	3	-25%	3
		2016	-	1	-	-	-	2	-	-	-	1	-	4	▼	5


January 2016 -- November 2017 Filings

Dashboard

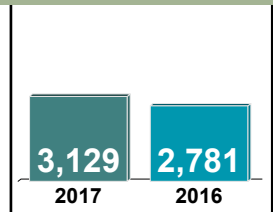
**Court:** Carroll Circuit  
**Start/End Date:** Jan-16 / Nov-17  
**2016 Average Month:** 253  
**Jan-Nov 2016:** 2,781  
**Filings Trending:** ▲

**Circuit/Court ID:** 27  
**227035**  
**Type of Case:** Filings  
**2017 Average Month:** 284  
**Jan-Nov 2017 :** 3,129  
**Overall AVG. Month:** 268

Monthly Filings Summary



Jan --- Nov Filings



Filings by Division

		Jan	Feb	Mar	Apr	May	Jun	Jul	Aug	Sep	Oct	Nov	Dec	Thru Nov	% Change	Total
<b>Total</b>	2017	226	352	368	193	286	372	247	250	340	268	227	-	3,129	13%	3,129
	2016	302	247	295	252	224	323	215	247	259	225	192	259	2,781	▲	3,040
<b>Civil</b>	2017	31	25	50	29	19	40	25	27	38	35	21	-	340	14%	340
	2016	18	28	34	26	43	30	19	31	23	34	12	27	298	▲	325
<b>Criminal</b>	2017	86	186	138	71	156	218	111	111	202	112	64	-	1,455	21%	1,455
	2016	127	69	119	100	99	197	86	111	115	102	76	144	1,201	▲	1,345
<b>Miscellaneous</b>	2017	96	118	145	86	92	91	94	99	79	100	128	-	1,128	5%	1,128
	2016	130	120	122	110	68	79	89	83	103	80	86	69	1,070	▲	1,139
<b>Other</b>	2017	13	23	35	7	19	23	17	13	21	21	14	-	206	-3%	206
	2016	27	30	20	16	14	17	21	22	18	9	18	19	212	▼	231

Filings by Division & Case Category

		Jan	Feb	Mar	Apr	May	Jun	Jul	Aug	Sep	Oct	Nov	Dec	Thru Nov	% Change	Total
<b>Civil</b>	<b>Administrative Law</b>	2017	-	-	-	-	-	1	1	-	2	1	-	5	150%	5
		2016	-	-	-	-	1	-	-	-	1	-	-	2	▲	2
	<b>Contested Divorce</b>	2017	3	4	5	4	2	1	3	4	5	6	1	38	12%	38
		2016	4	5	2	4	6	2	2	3	-	4	2	34	▲	37
	<b>Domestic and Family - Level 1</b>	2017	13	-	22	11	1	10	-	1	14	20	7	99	48%	99
		2016	1	13	3	4	19	-	3	7	6	10	1	67	▲	79
	<b>Domestic and Family - Level 2</b>	2017	2	3	3	1	-	2	6	5	3	1	-	26	44%	26
		2016	2	1	2	2	1	1	3	2	3	-	1	18	▲	21
	<b>General Civil - Level 1</b>	2017	-	-	-	-	1	-	-	-	1	-	-	2	-60%	2
		2016	-	-	-	1	1	-	1	-	2	-	-	5	▼	5
	<b>General Civil - Level 2</b>	2017	1	4	6	5	6	6	4	2	-	1	-	41	0%	41
		2016	3	-	8	3	3	6	4	2	5	2	2	41	↔	43
<b>Criminal</b>	<b>General Civil - Level 3</b>	2017	3	4	1	2	1	9	2	3	-	2	6	33	6%	33
		2016	1	1	4	2	2	6	-	6	3	5	1	31	▲	33
	<b>Probates/Wills &amp; Trusts - Level 2</b>	2017	-	2	-	-	2	5	2	-	3	-	2	16	-24%	16
		2016	2	1	2	1	2	5	2	3	2	-	1	21	▼	21
	<b>Uncontested Divorce</b>	2017	9	8	13	6	6	7	5	9	11	3	3	80	1%	80
		2016	5	7	13	9	9	9	4	8	2	9	4	79	▲	84
	<b>Capital Murder</b>	2017	-	-	-	-	-	3	-	-	-	-	-	3	3	3
		2016	-	-	-	-	-	-	-	-	-	-	-	0	↔	1
	<b>Felonies and Related Matters</b>	2017	56	170	98	55	120	169	90	99	187	90	47	1,181	26%	1,181
		2016	94	57	104	69	74	162	70	83	87	87	53	940	▲	1,046
	<b>Misdemeanor</b>	2017	12	15	15	5	23	33	13	7	6	12	11	152	9%	152
		2016	22	7	7	21	9	17	13	9	10	14	10	139	▲	155
<b>Miscellaneous</b>	<b>Other Criminally Related Matters</b>	2017	18	1	25	11	13	13	8	5	9	10	6	119	-2%	119
		2016	11	5	8	10	16	18	3	19	18	1	21	122	▼	143
<b>Other</b>		2017	96	118	145	86	92	91	94	99	79	100	128	1,128	5%	1,128
		2016	130	120	122	110	68	79	89	83	103	80	86	1,070	▲	1,139
<b>Other</b>		2017	13	23	35	7	19	23	17	13	21	21	14	206	-3%	206
		2016	27	30	20	16	14	17	21	22	18	9	18	212	▼	231



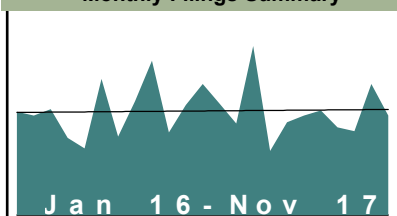
January 2016 -- November 2017 Filings

## Dashboard

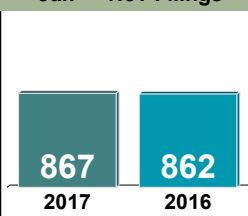
Court: Floyd Circuit  
 Start/End Date: Jan-16 / Nov-17  
 2016 Average Month: 80  
 Jan-Nov 2016: 862  
 Filings Trending: ↔

Circuit/Court ID: 27  
 227063  
 Type of Case: Filings  
 2017 Average Month: 79  
 Jan-Nov 2017 : 867  
 Overall AVG. Month: 80

## Monthly Filings Summary



## Jan --- Nov Filings



## Filings by Division

		Jan	Feb	Mar	Apr	May	Jun	Jul	Aug	Sep	Oct	Nov	Dec	Thru Nov	% Change	Total
<b>Total</b>	2017	85	70	129	49	71	76	80	67	64	100	76	-	867	1%	867
	2016	79	76	81	59	51	104	60	87	118	63	84	100	862	▲	962
<b>Civil</b>	2017	12	10	10	9	7	11	10	17	13	9	9	-	117	26%	117
	2016	9	4	6	8	11	11	12	7	5	10	10	11	93	▲	104
<b>Criminal</b>	2017	33	14	81	7	33	34	50	12	16	46	14	-	340	13%	340
	2016	7	6	28	14	16	52	22	33	79	11	32	58	300	▲	358
<b>Miscellaneous</b>	2017	40	46	38	32	31	31	20	38	33	45	53	-	407	-13%	407
	2016	63	66	47	37	24	41	26	47	34	42	42	30	469	▼	499
<b>Other</b>	2017	-	-	-	1	-	-	-	-	2	-	-	-	3	3	3
	2016	-	-	-	-	-	-	-	-	-	-	-	1	0	↔	1

## Filings by Division &amp; Case Category

		Jan	Feb	Mar	Apr	May	Jun	Jul	Aug	Sep	Oct	Nov	Dec	Thru Nov	% Change	Total
<b>Civil</b>	Contested Divorce	2017	1	-	3	2	-	2	4	6	2	1	-	21	75%	21
		2016	-	-	2	2	-	-	1	2	1	2	-	12	▲	12
	Domestic and Family - Level 1	2017	4	6	-	-	1	-	1	-	1	3	-	16	23%	16
		2016	4	1	-	1	2	-	1	-	3	1	3	13	▲	16
	Domestic and Family - Level 2	2017	1	-	-	1	-	1	1	2	1	1	-	9	125%	9
		2016	-	-	-	-	1	1	1	-	-	-	2	4	▲	6
	General Civil - Level 1	2017	-	-	-	-	-	-	1	-	-	-	-	1	-67%	1
		2016	-	-	1	-	-	-	-	-	1	1	-	3	▼	3
	General Civil - Level 2	2017	2	1	2	1	1	3	1	3	1	1	-	16	-6%	16
		2016	1	1	1	1	1	2	4	2	1	2	1	17	▼	18
	General Civil - Level 3	2017	1	-	1	4	1	3	-	-	2	-	-	12	-33%	12
		2016	1	1	-	-	4	4	3	-	-	2	3	18	▼	20
<b>Criminal</b>	Probates/Wills & Trusts - Level 1	2017	-	-	-	1	-	-	-	-	-	-	-	1	1	1
		2016	-	-	-	-	-	-	-	-	-	-	-	0	↔	0
	Probates/Wills & Trusts - Level 2	2017	2	1	1	-	1	1	2	-	-	-	-	9	50%	9
		2016	-	1	1	-	-	1	2	-	1	-	-	6	▲	6
	Uncontested Divorce	2017	1	2	3	-	3	3	6	1	5	4	-	32	60%	32
		2016	3	-	1	4	1	3	2	2	1	1	3	20	▲	23
	Felonies and Related Matters	2017	22	11	71	2	23	22	39	9	15	42	7	263	25%	263
		2016	2	2	26	2	13	39	8	21	69	2	26	210	▲	264
	Misdemeanor	2017	11	-	10	5	10	11	9	3	1	4	7	71	-7%	71
		2016	5	2	2	11	3	6	11	11	10	9	6	76	▼	80
	Other Criminally Related Matters	2017	-	3	-	-	-	1	2	-	-	-	-	6	-57%	6
		2016	-	2	-	1	-	7	3	1	-	-	-	14	▼	14
<b>Miscellaneous</b>		2017	40	46	38	32	31	31	20	38	33	45	53	407	-13%	407
		2016	63	66	47	37	24	41	26	47	34	42	42	469	▼	499
<b>Other</b>		2017	-	-	-	1	-	-	-	2	-	-	-	3	3	3
		2016	-	-	-	-	-	-	-	-	-	-	1	0	↔	1

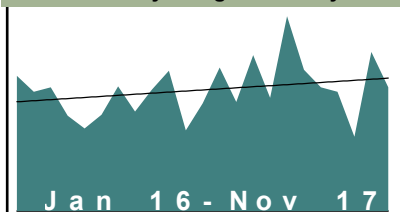
January 2016 -- November 2017 Filings

Dashboard

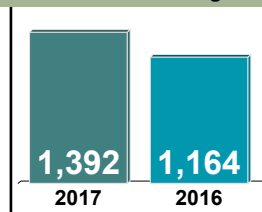
Court: Giles Circuit  
 Start/End Date: Jan-16 / Nov-17  
 2016 Average Month: 106  
 Jan-Nov 2016: 1,164  
 Filings Trending: ▲

Circuit/Court ID: 27  
 227071  
 Type of Case: Filings  
 2017 Average Month: 127  
 Jan-Nov 2017 : 1,392  
 Overall AVG. Month: 116

Monthly Filings Summary



Jan --- Nov Filings



Filings by Division

		Jan	Feb	Mar	Apr	May	Jun	Jul	Aug	Sep	Oct	Nov	Dec	Thru Nov	% Change	Total
<b>Total</b>	2017	137	104	149	108	186	135	118	114	71	152	118	-	1,392	20%	1,392
	2016	129	114	118	91	79	92	119	95	116	134	77	103	1,164	▲	1,267
<b>Civil</b>	2017	16	18	18	14	10	16	8	21	16	14	22	-	173	-3%	173
	2016	18	18	25	16	11	5	13	15	16	27	14	12	178	▼	190
<b>Criminal</b>	2017	79	35	74	56	134	93	74	60	26	91	50	-	772	52%	772
	2016	57	33	38	33	38	48	66	34	58	76	26	67	507	▲	574
<b>Miscellaneous</b>	2017	41	51	57	38	41	26	35	32	29	47	46	-	443	-8%	443
	2016	54	63	55	42	30	39	40	46	42	31	37	24	479	▼	503
<b>Other</b>	2017	1	-	-	-	1	-	1	1	-	-	-	-	4	4	4
	2016	-	-	-	-	-	-	-	-	-	-	-	-	0	↔	0

Filings by Division & Case Category

		Jan	Feb	Mar	Apr	May	Jun	Jul	Aug	Sep	Oct	Nov	Dec	Thru Nov	% Change	Total
<b>Civil</b>	Administrative Law	2017	-	-	1	-	-	1	-	1	1	-	-	4	4	4
		2016	-	-	-	-	-	-	-	-	-	-	-	0	↔	0
	Contested Divorce	2017	-	2	4	2	3	1	-	1	2	-	3	18	20%	18
		2016	2	1	2	2	2	-	1	1	1	-	3	15	▲	17
	Domestic and Family - Level 1	2017	7	1	1	5	-	4	1	3	1	2	6	31	-35%	31
		2016	-	7	14	4	2	1	2	-	7	11	-	48	▼	54
	Domestic and Family - Level 2	2017	4	5	1	-	-	2	-	2	-	1	2	17	6%	17
		2016	7	2	1	1	-	1	-	1	1	2	-	16	▲	16
	General Civil - Level 1	2017	1	-	-	-	-	-	2	-	1	-	-	4	300%	4
		2016	-	-	-	-	-	-	-	-	1	-	-	1	▲	1
	General Civil - Level 2	2017	1	2	2	2	5	3	1	3	1	6	3	29	53%	29
		2016	-	-	1	2	-	1	1	2	4	5	3	19	▲	19
	General Civil - Level 3	2017	-	2	1	-	2	-	5	1	1	-	-	12	9%	12
		2016	1	-	1	3	1	-	1	-	1	3	-	11	▲	11
<b>Criminal</b>	Probates/Wills & Trusts - Level 1	2017	-	-	-	-	-	1	-	-	-	-	-	1	0%	1
		2016	-	-	-	-	1	-	-	-	-	-	-	1	↔	1
	Probates/Wills & Trusts - Level 2	2017	-	1	1	1	-	-	1	1	-	2	-	7	-50%	7
		2016	3	1	2	-	-	-	4	1	-	3	2	14	▼	16
	Protective Orders	2017	-	-	-	-	-	-	-	-	-	-	-	0	-100%	0
		2016	4	1	-	-	-	-	2	-	-	-	-	7	▼	7
	Uncontested Divorce	2017	3	5	7	4	2	3	5	3	9	3	6	50	9%	50
		2016	1	6	4	4	5	2	8	6	1	6	3	46	▲	48
	Felonies and Related Matters	2017	54	25	52	43	110	67	41	18	76	35	-	570	59%	570
		2016	38	9	22	25	25	38	21	51	62	10	52	358	▲	410
<b>Miscellaneous</b>	Misdemeanor	2017	20	10	22	11	21	22	23	16	7	15	14	181	38%	181
		2016	17	23	16	7	13	7	9	8	5	13	13	131	▲	143
	Other Criminally Related Matters	2017	5	-	-	2	3	4	2	3	1	-	1	21	17%	21
		2016	2	1	-	1	-	3	-	5	2	1	3	18	▲	21
<b>Other</b>	Miscellaneous	2017	41	51	57	38	41	26	35	32	29	47	46	443	-8%	443
		2016	54	63	55	42	30	39	40	46	42	31	37	479	▼	503
<b>Other</b>	Other	2017	1	-	-	-	1	-	1	1	-	-	-	4	4	4
		2016	-	-	-	-	-	-	-	-	-	-	-	0	↔	0

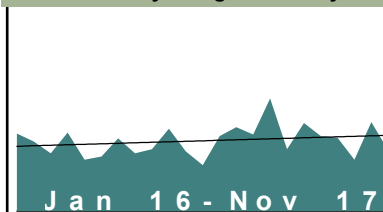
January 2016 -- November 2017 Filings

Dashboard

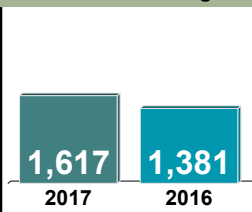
Court: Grayson Circuit  
 Start/End Date: Jan-16 / Nov-17  
 2016 Average Month: 122  
 Jan-Nov 2016: 1,381  
 Filings Trending: ▲

Circuit/Court ID: 27  
 227077  
 Type of Case: Filings  
 2017 Average Month: 147  
 Jan-Nov 2017 : 1,617  
 Overall AVG. Month: 134

Monthly Filings Summary



Jan --- Nov Filings



Filings by Division

		Jan	Feb	Mar	Apr	May	Jun	Jul	Aug	Sep	Oct	Nov	Dec	Thru Nov	% Change	Total
<b>Total</b>	2017	143	160	146	215	118	168	143	140	98	170	116	-	1,617	17%	1,617
	2016	148	133	110	150	98	104	139	110	118	157	114	88	1,381	▲	1,469
<b>Civil</b>	2017	6	14	14	12	10	11	10	13	4	7	9	-	110	-13%	110
	2016	9	10	11	18	6	17	9	2	12	21	11	6	126	▼	132
<b>Criminal</b>	2017	75	54	45	132	57	90	71	69	41	95	39	-	768	30%	768
	2016	47	45	37	80	56	30	77	48	56	74	42	59	592	▲	651
<b>Miscellaneous</b>	2017	52	72	71	55	27	49	46	44	44	57	57	-	574	-11%	574
	2016	91	76	62	51	32	54	53	54	49	61	60	23	643	▼	666
<b>Other</b>	2017	10	20	16	16	24	18	16	14	9	11	11	-	165	725%	165
	2016	1	2	-	1	4	3	-	6	1	1	1	-	20	▲	20

Filings by Division & Case Category

		Jan	Feb	Mar	Apr	May	Jun	Jul	Aug	Sep	Oct	Nov	Dec	Thru Nov	% Change	Total
<b>Civil</b>	Administrative Law	2017	-	-	-	-	-	-	-	-	-	-	-	0	-100%	0
		2016	-	-	-	-	-	-	-	-	1	-	-	1	▼	1
	Contested Divorce	2017	1	2	4	1	1	3	-	-	-	2	-	14	-44%	14
		2016	2	1	6	2	2	4	1	1	1	2	3	25	▼	25
	Domestic and Family - Level 1	2017	1	-	1	3	1	4	1	-	1	1	-	13	30%	13
		2016	-	-	-	1	1	-	-	-	8	-	-	10	▲	10
	Domestic and Family - Level 2	2017	1	-	1	1	-	1	5	1	1	1	-	12	100%	12
		2016	-	-	1	1	1	1	-	1	1	-	-	6	▲	6
	General Civil - Level 1	2017	-	1	-	1	-	-	-	-	1	1	-	4	4	4
		2016	-	-	-	-	-	-	-	-	-	-	1	0	↔	1
	General Civil - Level 2	2017	-	4	1	1	1	2	3	-	-	1	-	14	-30%	14
		2016	1	1	-	4	4	1	-	3	4	2	3	20	▼	23
	General Civil - Level 3	2017	-	1	1	2	1	1	1	-	1	2	-	12	-29%	12
		2016	2	3	-	1	3	3	-	2	-	3	-	17	▼	17
<b>Criminal</b>	Probates/Wills & Trusts - Level 1	2017	-	-	-	-	-	-	-	-	-	-	-	0	-100%	0
		2016	-	-	-	-	-	1	-	1	-	-	-	2	▼	2
	Probates/Wills & Trusts - Level 2	2017	-	1	1	-	1	-	-	-	-	-	-	3	-57%	3
		2016	2	-	1	1	1	-	-	2	-	-	-	7	▼	7
	Protective Orders	2017	-	-	-	1	-	1	-	-	-	-	-	2	-50%	2
		2016	-	1	1	1	-	-	1	-	-	-	-	4	▼	4
	Uncontested Divorce	2017	3	5	5	2	6	3	4	2	3	2	-	36	6%	36
		2016	2	4	2	7	2	4	3	-	2	5	2	34	▲	36
	Felonies and Related Matters	2017	62	48	37	120	39	72	60	59	29	70	33	629	45%	629
		2016	38	30	21	60	41	24	66	29	45	48	31	433	▲	476
<b>Miscellaneous</b>	Misdemeanor	2017	12	6	5	11	14	18	10	10	9	25	5	125	-8%	125
		2016	9	10	15	18	13	6	10	17	11	18	9	136	▼	148
	Other Criminally Related Matters	2017	1	-	3	1	4	-	1	-	3	-	1	14	-39%	14
		2016	-	5	1	2	2	-	1	2	-	8	2	23	▼	27
<b>Other</b>	Miscellaneous	2017	52	72	71	55	27	49	46	44	44	57	57	574	-11%	574
		2016	91	76	62	51	32	54	53	54	49	61	60	643	▼	666
<b>Other</b>	Other	2017	10	20	16	16	24	18	16	14	9	11	11	165	725%	165
		2016	1	2	-	1	4	3	-	6	1	1	1	20	▲	20


January 2016 -- November 2017 Filings

Dashboard

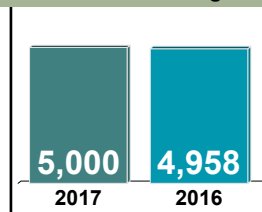
Court: Montgomery Circuit  
 Start/End Date: Jan-16 / Nov-17  
 2016 Average Month: 447  
 Jan-Nov 2016: 4,958  
 Filings Trending: ↔

Circuit/Court ID: 27  
 227121  
 Type of Case: Filings  
 2017 Average Month: 455  
 Jan-Nov 2017 : 5,000  
 Overall AVG. Month: 451

Monthly Filings Summary



Jan --- Nov Filings



Filings by Division

		Jan	Feb	Mar	Apr	May	Jun	Jul	Aug	Sep	Oct	Nov	Dec	Thru Nov	% Change	Total
<b>Total</b>	2017	428	553	484	397	453	416	342	456	451	509	511	-	5,000	1%	5,000
	2016	416	558	468	426	484	415	367	494	452	470	408	411	4,958	▲	5,369
<b>Civil</b>	2017	43	66	69	60	56	57	58	47	58	59	42	-	615	10%	615
	2016	40	66	49	41	68	56	39	45	62	55	40	77	561	▲	638
<b>Criminal</b>	2017	163	303	140	129	208	170	152	209	171	125	185	-	1,955	-7%	1,955
	2016	120	244	171	171	245	141	126	266	201	217	194	176	2,096	▼	2,272
<b>Miscellaneous</b>	2017	161	135	173	147	148	146	104	141	177	283	264	-	1,879	12%	1,879
	2016	196	165	179	160	129	138	146	130	137	163	131	122	1,674	▲	1,796
<b>Other</b>	2017	61	49	102	61	41	43	28	59	45	42	20	-	551	-12%	551
	2016	60	83	69	54	42	80	56	53	52	35	43	36	627	▼	663

Filings by Division & Case Category

		Jan	Feb	Mar	Apr	May	Jun	Jul	Aug	Sep	Oct	Nov	Dec	Thru Nov	% Change	Total
<b>Civil</b>	<b>Administrative Law</b>	2017	-	1	2	2	-	1	-	-	-	-	-	6	20%	6
		2016	1	1	-	-	1	-	-	1	1	-	-	5	▲	5
	<b>Contested Divorce</b>	2017	3	4	6	4	6	5	4	7	6	4	-	55	-25%	55
		2016	8	11	7	5	7	4	3	7	10	8	3	73	▼	82
	<b>Domestic and Family - Level 1</b>	2017	1	11	7	19	10	10	9	9	21	3	-	110	43%	110
		2016	4	11	5	2	12	9	7	3	9	9	6	77	▲	112
	<b>Domestic and Family - Level 2</b>	2017	3	7	5	2	3	3	8	2	4	3	5	45	22%	45
		2016	1	4	3	2	2	7	2	-	8	5	3	37	▲	39
	<b>General Civil - Level 1</b>	2017	-	1	1	2	-	7	2	2	1	-	-	16	129%	16
		2016	-	1	2	1	1	1	-	-	1	-	-	7	▲	7
	<b>General Civil - Level 2</b>	2017	13	13	19	11	9	15	6	7	14	7	11	125	15%	125
		2016	5	15	8	10	13	12	6	17	7	11	5	109	▲	120
	<b>General Civil - Level 3</b>	2017	2	3	4	4	5	1	3	5	3	6	4	40	-9%	40
		2016	2	4	4	3	5	7	4	3	2	5	3	44	▼	47
	<b>Probates/Wills &amp; Trusts - Level 1</b>	2017	-	-	-	-	1	-	-	-	-	-	-	1	-75%	1
		2016	3	-	-	-	-	1	-	-	-	-	-	4	▼	4
<b>Criminal</b>	<b>Probates/Wills &amp; Trusts - Level 2</b>	2017	4	3	3	1	3	2	1	3	4	2	-	28	-24%	28
		2016	4	5	3	3	5	4	4	3	1	4	1	37	▼	39
	<b>Uncontested Divorce</b>	2017	17	23	22	15	20	19	16	17	16	11	13	189	13%	189
		2016	12	14	17	15	23	12	11	12	24	11	17	168	▲	183
	<b>Capital Murder</b>	2017	2	-	-	-	-	-	-	-	-	-	-	2	2	2
		2016	-	-	-	-	-	-	-	-	-	-	2	0	↔	2
	<b>Felonies and Related Matters</b>	2017	112	258	94	96	154	101	99	148	111	91	116	1,380	-13%	1,380
		2016	89	175	112	125	187	99	97	200	172	173	157	1,586	▼	1,704
	<b>Misdemeanor</b>	2017	46	39	37	27	49	56	41	50	53	28	60	486	16%	486
		2016	28	58	45	37	52	25	18	59	27	37	32	418	▲	466
	<b>Other Criminally Related Matters</b>	2017	3	6	9	6	5	13	12	11	7	6	9	87	-5%	87
		2016	3	11	14	9	6	17	11	7	2	7	5	92	▼	100
	<b>Miscellaneous</b>	2017	161	135	173	147	148	146	104	141	177	283	264	1,879	12%	1,879
		2016	196	165	179	160	129	138	146	130	137	163	131	1,674	▲	1,796
	<b>Other</b>	2017	61	49	102	61	41	43	28	59	45	42	20	551	-12%	551
		2016	60	83	69	54	42	80	56	53	52	35	43	627	▼	663


January 2016 -- November 2017 Filings

## Dashboard

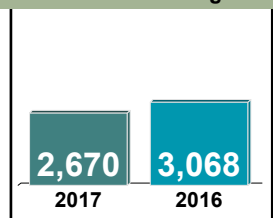
Court: Pulaski Circuit  
 Start/End Date: Jan-16 / Nov-17  
 2016 Average Month: 269  
 Jan-Nov 2016: 3,068  
 Filings Trending: ▼

Circuit/Court ID: 27  
 227155  
 Type of Case: Filings  
 2017 Average Month: 243  
 Jan-Nov 2017 : 2,670  
 Overall AVG. Month: 256

## Monthly Filings Summary



## Jan --- Nov Filings



## Filings by Division

		Jan	Feb	Mar	Apr	May	Jun	Jul	Aug	Sep	Oct	Nov	Dec	Thru Nov	% Change	Total
<b>Total</b>	2017	257	207	275	264	192	248	265	234	181	245	302	-	2,670	-13%	2,670
	2016	393	278	272	340	322	244	252	241	245	264	217	154	3,068	▼	3,222
<b>Civil</b>	2017	19	28	33	29	32	24	19	32	32	28	34	-	310	3%	310
	2016	18	37	37	24	23	33	22	32	34	29	12	15	301	▲	316
<b>Criminal</b>	2017	148	78	128	145	67	92	156	124	65	112	110	-	1,225	-21%	1,225
	2016	261	90	96	235	216	99	131	90	104	132	106	75	1,560	▼	1,635
<b>Miscellaneous</b>	2017	75	75	94	76	81	68	75	68	70	88	93	-	863	-13%	863
	2016	93	133	123	62	55	91	80	97	80	95	83	45	992	▼	1,037
<b>Other</b>	2017	15	26	20	14	12	64	15	10	14	17	65	-	272	27%	272
	2016	21	18	16	19	28	21	19	22	27	8	16	19	215	▲	234

## Filings by Division &amp; Case Category

		Jan	Feb	Mar	Apr	May	Jun	Jul	Aug	Sep	Oct	Nov	Dec	Thru Nov	% Change	Total
<b>Civil</b>	Administrative Law	2017	-	1	-	-	-	-	-	-	-	1	-	2	2	2
		2016	-	-	-	-	-	-	-	-	-	-	-	0	↔	0
	Contested Divorce	2017	3	2	7	6	8	2	3	4	5	3	4	47	0%	47
		2016	4	10	5	1	5	4	4	3	5	3	3	47	↔	54
	Domestic and Family - Level 1	2017	-	11	-	4	5	3	5	4	6	6	12	56	-5%	56
		2016	3	4	9	5	4	9	4	7	7	6	1	59	▼	62
	Domestic and Family - Level 2	2017	1	-	3	5	-	-	3	3	-	-	-	15	25%	15
		2016	-	3	3	-	-	-	1	3	1	1	-	12	▲	12
	General Civil - Level 1	2017	-	-	2	-	-	2	1	-	-	-	-	5	25%	5
		2016	1	-	-	-	-	-	-	1	2	-	-	4	▲	4
	General Civil - Level 2	2017	2	2	3	2	5	3	1	8	5	7	1	39	-9%	39
		2016	2	3	4	7	2	4	3	6	5	5	2	43	▼	43
	General Civil - Level 3	2017	1	-	1	3	3	2	-	1	2	2	5	20	-39%	20
		2016	3	7	3	5	3	2	4	1	1	1	-	33	▼	33
<b>Criminal</b>	Probates/Wills & Trusts - Level 1	2017	-	-	-	1	-	-	-	-	-	-	-	1	1	1
		2016	-	-	-	-	-	-	-	-	-	-	-	0	↔	0
	Probates/Wills & Trusts - Level 2	2017	2	-	1	2	-	2	-	2	-	1	-	10	-23%	10
		2016	-	-	-	3	1	-	4	1	1	3	1	13	▼	14
	Protective Orders	2017	1	3	1	2	2	-	1	3	1	1	2	17	31%	17
		2016	-	-	1	-	-	3	3	2	2	2	-	13	▲	15
	Uncontested Divorce	2017	9	9	15	5	8	12	7	8	8	9	8	98	27%	98
		2016	5	10	12	3	8	10	6	5	9	8	1	77	▲	79
	Felonies and Related Matters	2017	124	61	93	108	40	71	108	93	46	88	67	899	-26%	899
		2016	229	67	61	184	169	72	110	55	84	98	87	1,216	▼	1,273
<b>Miscellaneous</b>	Misdemeanor	2017	21	8	25	30	15	13	33	20	9	21	35	230	-11%	230
		2016	27	16	28	44	38	14	15	26	17	19	14	258	▼	271
	Other Criminally Related Matters	2017	3	9	10	7	12	8	15	11	10	3	8	96	12%	96
		2016	5	7	7	7	9	13	6	9	3	15	5	86	▲	91
<b>Other</b>	Miscellaneous	2017	75	75	94	76	81	68	75	68	70	88	93	863	-13%	863
		2016	93	133	123	62	55	91	80	97	80	95	83	992	▼	1,037
<b>Other</b>	Other	2017	15	26	20	14	12	64	15	10	14	17	65	272	27%	272
		2016	21	18	16	19	28	21	19	22	27	8	16	215	▲	234


January 2016 -- November 2017 Filings

## Dashboard

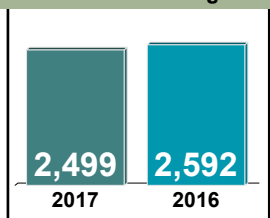
Court: Wythe Circuit  
 Start/End Date: Jan-16 / Nov-17  
 2016 Average Month: 230  
 Jan-Nov 2016: 2,592  
 Filings Trending: ▼

Circuit/Court ID: 27  
 227197  
 Type of Case: Filings  
 2017 Average Month: 227  
 Jan-Nov 2017 : 2,499  
 Overall AVG. Month: 229

## Monthly Filings Summary



## Jan --- Nov Filings



## Filings by Division

		Jan	Feb	Mar	Apr	May	Jun	Jul	Aug	Sep	Oct	Nov	Dec	Thru Nov	% Change	Total
<b>Total</b>	2017	212	216	237	271	238	207	195	187	214	269	253	-	2,499	-4%	2,499
	2016	270	203	241	341	191	249	265	260	143	221	208	169	2,592	▼	2,761
<b>Civil</b>	2017	27	41	36	12	30	36	22	43	21	20	42	-	330	14%	330
	2016	22	24	32	26	25	31	17	33	26	24	29	31	289	▲	320
<b>Criminal</b>	2017	129	87	88	199	123	89	102	71	111	141	98	-	1,238	-5%	1,238
	2016	116	56	86	246	103	106	163	149	49	137	92	93	1,303	▼	1,396
<b>Miscellaneous</b>	2017	56	88	103	57	84	81	68	73	82	107	112	-	911	-7%	911
	2016	127	123	115	69	61	110	85	77	67	60	87	44	981	▼	1,025
<b>Other</b>	2017	-	-	10	3	1	1	3	-	-	1	1	-	20	5%	20
	2016	5	-	8	-	2	2	-	1	1	-	-	1	19	▲	20

## Filings by Division &amp; Case Category

		Jan	Feb	Mar	Apr	May	Jun	Jul	Aug	Sep	Oct	Nov	Dec	Thru Nov	% Change	Total
<b>Civil</b>	<b>Administrative Law</b>	2017	-	-	-	-	-	-	-	1	1	-	-	2	0%	2
		2016	-	-	-	-	-	-	1	-	1	-	-	2	↔	2
	<b>Contested Divorce</b>	2017	6	5	7	3	2	3	7	1	4	4	2	44	-12%	44
		2016	4	6	9	5	2	2	4	4	4	6	4	50	▼	54
	<b>Domestic and Family - Level 1</b>	2017	5	18	4	2	9	19	9	24	2	3	26	121	137%	121
		2016	2	1	5	7	4	12	1	4	5	-	10	51	▲	60
	<b>Domestic and Family - Level 2</b>	2017	1	-	2	-	2	-	2	-	-	3	-	12	-8%	12
		2016	1	-	1	3	1	-	3	1	-	2	-	13	▼	13
	<b>General Civil - Level 1</b>	2017	-	-	-	-	1	-	-	1	1	-	-	3	200%	3
		2016	-	-	-	-	-	-	1	-	-	-	-	1	▲	1
	<b>General Civil - Level 2</b>	2017	6	4	8	4	5	3	1	4	5	4	4	48	45%	48
		2016	4	4	5	-	4	3	3	3	2	2	3	33	▲	38
<b>Criminal</b>	<b>General Civil - Level 3</b>	2017	2	5	4	-	4	3	1	7	4	2	4	36	-12%	36
		2016	4	2	1	2	5	4	3	9	5	3	3	41	▼	43
	<b>Probates/Wills &amp; Trusts - Level 2</b>	2017	1	1	-	-	1	2	-	1	-	-	1	7	-30%	7
		2016	2	1	-	1	-	-	3	2	-	1	-	10	▼	10
	<b>Uncontested Divorce</b>	2017	6	8	11	3	6	6	2	4	4	5	2	57	-35%	57
		2016	5	10	11	8	9	10	2	6	9	11	7	88	▼	99
	<b>Felonies and Related Matters</b>	2017	99	62	65	170	103	57	84	55	66	116	63	940	-12%	940
		2016	104	40	68	224	79	89	135	118	37	109	62	1,065	▼	1,125
	<b>Misdemeanor</b>	2017	22	22	19	22	17	23	12	14	29	21	18	219	27%	219
		2016	9	12	12	16	14	11	22	17	8	25	26	172	▲	194
	<b>Other Criminally Related Matters</b>	2017	8	3	4	7	3	9	6	2	16	4	17	79	20%	79
		2016	3	4	6	6	10	6	6	14	4	3	4	66	▲	77
<b>Miscellaneous</b>		2017	56	88	103	57	84	81	68	73	82	107	112	911	-7%	911
		2016	127	123	115	69	61	110	85	77	67	60	87	981	▼	1,025
<b>Other</b>		2017	-	-	10	3	1	1	3	-	-	1	1	20	5%	20
		2016	5	-	8	-	2	2	-	1	1	-	-	19	▲	20




January 2016 -- November 2017 Filings

Dashboard

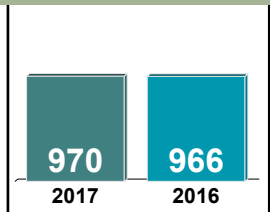
**Court:** Radford Circuit  
**Start/End Date:** Jan-16 / Nov-17  
**2016 Average Month:** 92  
**Jan-Nov 2016:** 966  
**Filings Trending:** ↔

**Circuit/Court ID:** 27  
**227750**  
**Type of Case:** Filings  
**2017 Average Month:** 88  
**Jan-Nov 2017 :** 970  
**Overall AVG. Month:** 90

Monthly Filings Summary



Jan --- Nov Filings



Filings by Division

		Jan	Feb	Mar	Apr	May	Jun	Jul	Aug	Sep	Oct	Nov	Dec	Thru Nov	% Change	Total
<b>Total</b>	2017	45	73	171	59	50	195	37	60	176	52	52	-	970	0%	970
	2016	70	94	188	50	62	142	78	56	89	54	83	142	966	▲	1,108
<b>Civil</b>	2017	6	9	11	16	8	5	4	12	12	9	8	-	100	-1%	100
	2016	25	15	6	4	12	3	8	7	7	8	6	4	101	▼	105
<b>Criminal</b>	2017	10	37	133	24	27	175	10	24	143	18	16	-	617	7%	617
	2016	21	45	146	21	27	120	46	21	50	32	50	116	579	▲	695
<b>Miscellaneous</b>	2017	29	26	27	18	14	15	22	22	21	21	28	-	243	-14%	243
	2016	24	34	36	25	22	18	24	27	32	14	27	21	283	▼	304
<b>Other</b>	2017	-	1	-	1	1	-	1	2	-	4	-	-	10	233%	10
	2016	-	-	-	-	1	1	-	1	-	-	-	1	3	▲	4

Filings by Division & Case Category

		Jan	Feb	Mar	Apr	May	Jun	Jul	Aug	Sep	Oct	Nov	Dec	Thru Nov	% Change	Total
<b>Civil</b>	<b>Administrative Law</b>	2017	-	-	-	-	-	-	-	-	-	-	-	0	-100%	0
		2016	-	-	-	-	-	1	-	-	-	-	-	1	▼	1
	<b>Contested Divorce</b>	2017	1	-	-	-	-	1	1	3	2	-	-	8	-11%	8
		2016	2	-	1	1	1	-	1	-	2	-	-	9	▼	9
	<b>Domestic and Family - Level 1</b>	2017	-	1	3	11	1	2	4	2	2	-	-	26	73%	26
		2016	-	2	-	2	4	2	-	4	-	1	2	15	▲	17
	<b>Domestic and Family - Level 2</b>	2017	-	1	-	-	-	-	-	-	-	3	-	4	-33%	4
		2016	-	1	-	-	2	-	1	1	1	-	1	6	▼	7
	<b>General Civil - Level 1</b>	2017	-	-	-	-	-	-	-	-	-	-	-	0	-100%	0
		2016	-	-	1	-	-	-	-	-	1	-	-	2	▼	2
	<b>General Civil - Level 2</b>	2017	-	3	4	1	4	1	1	3	3	3	-	23	109%	23
		2016	2	1	2	-	2	1	1	-	1	1	1	11	▲	12
	<b>General Civil - Level 3</b>	2017	3	1	1	-	-	-	1	1	-	1	-	8	-78%	8
		2016	20	10	-	-	3	2	1	-	-	1	-	37	▼	37
<b>Criminal</b>	<b>Probates/Wills &amp; Trusts - Level 1</b>	2017	-	-	-	-	-	-	1	-	-	-	-	1	1	1
		2016	-	-	-	-	-	-	-	-	-	-	-	0	↔	0
	<b>Probates/Wills &amp; Trusts - Level 2</b>	2017	1	-	-	-	1	-	-	1	-	-	-	3	200%	3
		2016	-	-	1	-	-	-	-	-	-	-	-	1	▲	1
	<b>Uncontested Divorce</b>	2017	1	3	3	4	3	3	4	2	2	1	-	27	42%	27
		2016	1	1	1	1	2	2	3	2	3	3	-	19	▲	19
	<b>Felonies and Related Matters</b>	2017	5	22	70	9	16	149	9	14	115	7	3	419	-4%	419
		2016	11	39	132	13	10	83	40	15	44	17	31	435	▼	511
	<b>Misdemeanor</b>	2017	3	10	57	9	9	26	1	10	26	7	10	168	51%	168
		2016	9	4	9	8	12	33	4	5	4	9	14	111	▲	146
<b>Miscellaneous</b>	<b>Other Criminally Related Matters</b>	2017	2	5	6	6	2	-	-	2	4	3	-	30	-9%	30
		2016	1	2	5	-	5	4	2	1	2	6	5	33	▼	38
<b>Other</b>	<b>Miscellaneous</b>	2017	29	26	27	18	14	15	22	22	21	21	28	243	-14%	243
		2016	24	34	36	25	22	18	24	27	32	14	27	283	▼	304
<b>Other</b>	<b>Other</b>	2017	-	1	-	1	1	-	1	2	-	4	-	10	233%	10
		2016	-	-	-	-	1	1	-	1	-	-	1	3	▲	4


January 2016 -- November 2017 Filings

Dashboard

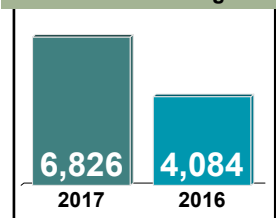
Court: Smyth Circuit  
 Start/End Date: Jan-16 / Nov-17  
 2016 Average Month: 390  
 Jan-Nov 2016: 4,084  
 Filings Trending: ▲

Circuit/Court ID: 28  
 228173  
 Type of Case: Filings  
 2017 Average Month: 621  
 Jan-Nov 2017 : 6,826  
 Overall AVG. Month: 500

Monthly Filings Summary



Jan --- Nov Filings



Filings by Division

		Jan	Feb	Mar	Apr	May	Jun	Jul	Aug	Sep	Oct	Nov	Dec	Thru Nov	% Change	Total
<b>Total</b>	2017	519	262	500	148	228	298	149	431	1,480	1,498	1,313	-	6,826	67%	6,826
	2016	602	428	509	391	229	405	256	503	238	247	276	597	4,084	▲	4,681
<b>Civil</b>	2017	34	18	33	33	27	34	21	44	30	42	34	-	350	6%	350
	2016	16	36	41	18	28	29	32	34	30	38	27	28	329	▲	357
<b>Criminal</b>	2017	63	114	311	51	131	155	46	150	178	94	131	-	1,424	23%	1,424
	2016	48	119	188	57	72	236	71	132	72	76	85	134	1,156	▲	1,290
<b>Miscellaneous</b>	2017	72	83	70	40	48	62	42	78	59	215	182	-	951	13%	951
	2016	119	108	80	70	47	60	88	69	73	67	62	56	843	▲	899
<b>Other</b>	2017	350	47	86	24	22	47	40	159	1,213	1,147	966	-	4,101	134%	4,101
	2016	419	165	200	246	82	80	65	268	63	66	102	379	1,756	▲	2,135

Filings by Division & Case Category

		Jan	Feb	Mar	Apr	May	Jun	Jul	Aug	Sep	Oct	Nov	Dec	Thru Nov	% Change	Total
<b>Civil</b>	<b>Administrative Law</b>	2017	-	-	-	-	-	1	2	-	-	1	-	4	100%	4
		2016	-	-	-	-	-	1	1	-	-	-	-	2	▲	2
	<b>Contested Divorce</b>	2017	4	1	3	4	7	4	2	7	5	4	4	45	-8%	45
		2016	2	6	6	1	4	3	7	5	5	7	3	49	▼	49
	<b>Domestic and Family - Level 1</b>	2017	9	-	8	2	-	4	-	7	1	7	4	42	31%	42
		2016	-	-	9	-	4	6	7	-	2	4	-	32	▲	37
	<b>Domestic and Family - Level 2</b>	2017	5	2	5	6	2	9	3	8	4	1	10	55	0%	55
		2016	-	6	4	6	8	6	3	10	4	4	3	55	↔	58
	<b>General Civil - Level 1</b>	2017	-	-	-	1	1	-	1	-	-	-	-	3	-25%	3
		2016	1	1	1	-	-	-	1	-	-	-	-	4	▼	4
	<b>General Civil - Level 2</b>	2017	4	3	5	4	4	4	2	1	3	3	1	34	-6%	34
		2016	2	6	4	2	3	2	3	3	5	3	3	36	▼	39
<b>Criminal</b>	<b>General Civil - Level 3</b>	2017	3	2	1	2	2	2	3	7	2	15	6	45	55%	45
		2016	2	3	7	2	1	2	1	2	2	5	2	29	▲	32
	<b>Probates/Wills &amp; Trusts - Level 2</b>	2017	3	-	4	2	2	1	2	2	7	7	3	33	106%	33
		2016	1	2	-	-	3	2	1	2	2	1	2	16	▲	18
	<b>Uncontested Divorce</b>	2017	6	10	7	12	9	10	7	10	8	5	5	89	-16%	89
		2016	8	12	10	7	5	8	9	10	12	12	13	106	▼	118
	<b>Felonies and Related Matters</b>	2017	54	92	276	44	105	131	38	118	147	76	107	1,188	29%	1,188
		2016	39	98	169	48	53	210	31	100	45	57	72	922	▲	994
	<b>Misdemeanor</b>	2017	7	21	31	5	23	22	7	30	31	16	23	216	0%	216
		2016	7	20	17	6	17	26	39	32	25	18	10	217	▼	276
	<b>Other Criminally Related Matters</b>	2017	2	1	4	2	3	2	1	2	-	2	1	20	18%	20
		2016	2	1	2	3	2	-	1	-	2	1	3	17	▲	20
<b>Miscellaneous</b>		2017	72	83	70	40	48	62	42	78	59	215	182	951	13%	951
		2016	119	108	80	70	47	60	88	69	73	67	62	843	▲	899
<b>Other</b>		2017	350	47	86	24	22	47	40	159	1,213	1,147	966	4,101	134%	4,101
		2016	419	165	200	246	82	80	65	268	63	66	102	1,756	▲	2,135


January 2016 -- November 2017 Filings

## Dashboard

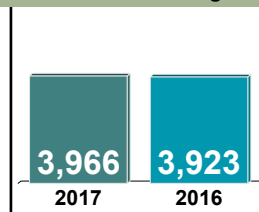
Court: Washington Circuit  
 Start/End Date: Jan-16 / Nov-17  
 2016 Average Month: 347  
 Jan-Nov 2016: 3,923  
 Filings Trending: ↔

Circuit/Court ID: 28  
 228191  
 Type of Case: Filings  
 2017 Average Month: 361  
 Jan-Nov 2017 : 3,966  
 Overall AVG. Month: 353

## Monthly Filings Summary



## Jan --- Nov Filings



## Filings by Division

		Jan	Feb	Mar	Apr	May	Jun	Jul	Aug	Sep	Oct	Nov	Dec	Thru Nov	% Change	Total
<b>Total</b>	2017	263	305	426	410	335	324	315	462	336	391	399	-	3,966	1%	3,966
	2016	409	384	339	442	268	243	417	359	365	379	318	237	3,923	▲	4,160
<b>Civil</b>	2017	34	31	54	33	30	48	25	56	33	47	33	-	424	-9%	424
	2016	31	34	53	41	32	42	40	51	57	41	45	36	467	▼	503
<b>Criminal</b>	2017	106	143	200	209	183	149	133	217	129	153	178	-	1,800	-3%	1,800
	2016	194	149	119	252	144	108	237	149	169	201	143	106	1,865	▼	1,971
<b>Miscellaneous</b>	2017	123	130	171	167	121	126	155	187	173	189	187	-	1,729	9%	1,729
	2016	183	200	166	149	92	93	140	159	137	137	128	95	1,584	▲	1,679
<b>Other</b>	2017	-	1	1	1	1	1	2	2	1	2	1	-	13	86%	13
	2016	1	1	1	-	-	-	-	-	2	-	2	-	7	▲	7

## Filings by Division &amp; Case Category

		Jan	Feb	Mar	Apr	May	Jun	Jul	Aug	Sep	Oct	Nov	Dec	Thru Nov	% Change	Total
<b>Civil</b>	<b>Administrative Law</b>	2017	2	-	-	-	-	-	-	-	-	-	-	2	-75%	2
		2016	-	-	4	-	-	-	-	2	2	-	-	8	▼	8
	<b>Contested Divorce</b>	2017	9	5	4	4	8	6	4	2	6	6	4	58	-28%	58
		2016	8	8	10	6	5	8	1	12	8	9	5	80	▼	87
	<b>Domestic and Family - Level 1</b>	2017	3	1	4	-	2	5	-	17	1	-	2	35	25%	35
		2016	2	-	3	2	1	1	3	1	3	1	11	28	▲	31
	<b>Domestic and Family - Level 2</b>	2017	1	1	4	2	2	2	4	1	4	7	1	29	-15%	29
		2016	-	3	7	4	2	1	3	1	3	5	5	34	▼	34
	<b>General Civil - Level 1</b>	2017	1	-	3	1	-	-	-	-	-	1	-	6	50%	6
		2016	-	-	-	-	-	-	1	2	-	1	1	4	▲	5
	<b>General Civil - Level 2</b>	2017	4	6	11	8	7	16	6	13	8	10	11	100	49%	100
		2016	4	3	5	3	7	10	6	8	15	2	4	67	▲	75
	<b>General Civil - Level 3</b>	2017	3	3	5	3	3	2	7	5	10	5	-	48	30%	48
		2016	4	3	5	4	3	6	2	4	3	1	2	37	▲	42
<b>Criminal</b>	<b>Probates/Wills &amp; Trusts - Level 1</b>	2017	1	1	2	1	2	3	-	1	1	-	-	12	-14%	12
		2016	-	-	1	-	-	2	4	-	1	3	3	14	▼	14
	<b>Probates/Wills &amp; Trusts - Level 2</b>	2017	1	4	2	2	-	2	-	2	-	2	2	17	-45%	17
		2016	1	3	3	3	2	2	4	5	5	3	-	31	▼	31
	<b>Protective Orders</b>	2017	-	-	-	-	-	1	-	-	1	-	-	2	-60%	2
		2016	1	-	-	1	-	-	1	-	-	1	1	5	▼	6
	<b>Uncontested Divorce</b>	2017	9	10	19	12	6	11	9	13	7	12	7	115	-28%	115
		2016	11	14	15	18	12	12	16	19	15	14	13	159	▼	170
	<b>Capital Murder</b>	2017	-	-	-	-	-	-	1	-	-	-	-	1	1	1
		2016	-	-	-	-	-	-	-	-	-	-	-	0	↔	0
<b>Miscellaneous</b>	<b>Felonies and Related Matters</b>	2017	90	119	153	179	91	100	86	176	99	104	135	1,332	-10%	1,332
		2016	124	115	94	229	117	82	212	78	137	183	102	1,473	▼	1,548
	<b>Misdemeanor</b>	2017	13	20	27	24	24	37	34	33	16	40	29	297	24%	297
		2016	36	26	19	20	26	26	14	13	22	10	27	239	▲	261
<b>Other</b>	<b>Other Criminally Related Matters</b>	2017	3	4	20	6	68	12	13	7	14	9	14	170	11%	170
		2016	34	8	6	3	1	-	11	58	10	8	14	153	▲	162
<b>Miscellaneous</b>		2017	123	130	171	167	121	126	155	187	173	189	187	1,729	9%	1,729
		2016	183	200	166	149	92	93	140	159	137	137	128	1,584	▲	1,679
<b>Other</b>		2017	-	1	1	1	1	1	2	2	1	2	1	13	86%	13
		2016	1	1	1	-	-	-	-	2	-	2	-	7	▲	7


January 2016 -- November 2017 Filings

## Dashboard

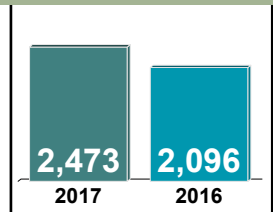
Court: Bristol Circuit  
 Start/End Date: Jan-16 / Nov-17  
 2016 Average Month: 183  
 Jan-Nov 2016: 2,096  
 Filings Trending: ▲

Circuit/Court ID: 28  
 228520  
 Type of Case: Filings  
 2017 Average Month: 225  
 Jan-Nov 2017 : 2,473  
 Overall AVG. Month: 203

## Monthly Filings Summary



## Jan --- Nov Filings



## Filings by Division

		Jan	Feb	Mar	Apr	May	Jun	Jul	Aug	Sep	Oct	Nov	Dec	Thru Nov	% Change	Total
<b>Total</b>	2017	205	184	233	146	233	190	225	404	206	240	207	-	2,473	18%	2,473
	2016	220	292	178	184	163	156	196	152	134	188	233	95	2,096	▲	2,191
<b>Civil</b>	2017	13	23	17	10	26	26	21	18	12	20	15	-	201	14%	201
	2016	19	19	20	16	9	16	13	17	14	26	7	16	176	▲	192
<b>Criminal</b>	2017	118	81	139	80	154	88	143	324	141	157	135	-	1,560	26%	1,560
	2016	108	190	92	106	113	85	94	80	67	116	183	34	1,234	▲	1,268
<b>Miscellaneous</b>	2017	49	53	51	36	34	45	34	41	36	39	50	-	468	-6%	468
	2016	65	64	51	35	32	34	72	36	41	37	33	36	500	▼	536
<b>Other</b>	2017	25	27	26	20	19	31	27	21	17	24	7	-	244	31%	244
	2016	28	19	15	27	9	21	17	19	12	9	10	9	186	▲	195

## Filings by Division &amp; Case Category

		Jan	Feb	Mar	Apr	May	Jun	Jul	Aug	Sep	Oct	Nov	Dec	Thru Nov	% Change	Total
<b>Civil</b>	Administrative Law	2017	-	2	-	-	-	-	-	1	-	-	-	3	200%	3
		2016	-	1	-	-	-	-	-	-	-	-	-	1	▲	1
	Contested Divorce	2017	2	3	-	1	7	3	2	-	-	-	-	18	13%	18
		2016	-	3	2	2	2	2	2	1	-	2	4	16	▲	20
	Domestic and Family - Level 1	2017	1	3	4	-	9	3	3	2	-	1	-	29	26%	29
		2016	8	1	1	2	1	2	1	1	6	-	4	23	▲	27
	Domestic and Family - Level 2	2017	-	-	1	-	1	-	3	-	1	1	-	8	14%	8
		2016	-	2	-	1	-	1	-	1	2	-	-	7	▲	7
	General Civil - Level 1	2017	-	-	-	-	1	-	1	-	-	1	-	3	50%	3
		2016	-	-	-	-	-	-	1	-	1	-	-	2	▲	2
	General Civil - Level 2	2017	5	3	4	3	5	7	5	6	2	3	6	49	9%	49
		2016	5	5	4	3	2	4	4	5	3	7	2	45	▲	47
	General Civil - Level 3	2017	3	4	3	1	5	4	7	1	5	6	2	41	116%	41
		2016	-	1	1	3	2	6	-	2	1	2	1	19	▲	19
<b>Criminal</b>	Probates/Wills & Trusts - Level 2	2017	-	1	-	-	1	-	1	-	-	-	-	3	50%	3
		2016	-	-	-	1	-	1	-	-	-	-	-	2	▲	2
	Protective Orders	2017	-	-	-	-	-	-	-	-	-	-	-	0	-100%	0
		2016	1	-	-	-	1	-	1	-	-	-	-	3	▼	3
	Uncontested Divorce	2017	2	7	5	5	6	3	2	1	2	10	4	47	-19%	47
		2016	5	6	12	4	3	4	3	5	7	8	1	58	▼	64
	Capital Murder	2017	-	-	-	-	-	-	-	-	-	6	-	6	6	6
		2016	-	-	-	-	-	-	-	-	-	-	-	0	↔	0
	Felonies and Related Matters	2017	99	67	94	59	123	73	132	120	128	114	-	1,311	32%	1,311
		2016	72	162	75	87	83	71	82	66	52	96	21	991	▲	1,012
	Misdemeanor	2017	18	6	45	14	17	14	9	16	17	13	-	196	-3%	196
		2016	34	28	14	16	30	10	12	11	7	19	9	202	▼	211
	Other Criminally Related Matters	2017	1	8	-	7	14	1	2	6	4	2	2	47	15%	47
		2016	2	-	3	3	-	4	-	3	8	1	4	41	▲	45
<b>Miscellaneous</b>		2017	49	53	51	36	34	45	34	41	36	39	50	468	-6%	468
		2016	65	64	51	35	32	34	72	36	41	37	33	500	▼	536
<b>Other</b>		2017	25	27	26	20	19	31	27	21	17	24	7	244	31%	244
		2016	28	19	15	27	9	21	17	19	12	9	10	186	▲	195

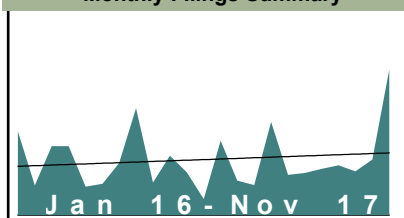
January 2016 -- November 2017 Filings

Dashboard

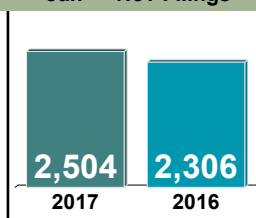
**Court:** Buchanan Circuit  
**Start/End Date:** Jan-16 / Nov-17  
**2016 Average Month:** 197  
**Jan-Nov 2016:** 2,306  
**Filings Trending:** ▲

**Circuit/Court ID:** 29  
**229027**  
**Type of Case:** Filings  
**2017 Average Month:** 228  
**Jan-Nov 2017 :** 2,504  
**Overall AVG. Month:** 212

Monthly Filings Summary



Jan --- Nov Filings



Filings by Division

		Jan	Feb	Mar	Apr	May	Jun	Jul	Aug	Sep	Oct	Nov	Dec	Thru Nov	% Change	Total
<b>Total</b>	2017	284	132	115	356	154	161	177	190	167	212	556	-	2,504	9%	2,504
	2016	319	113	263	263	108	119	199	408	124	227	163	61	2,306	▲	2,367
<b>Civil</b>	2017	18	20	34	23	23	34	24	27	27	19	24	-	273	1%	273
	2016	32	20	28	21	15	38	13	15	35	27	27	10	271	▲	281
<b>Criminal</b>	2017	200	47	27	296	86	52	112	115	89	142	478	-	1,644	23%	1,644
	2016	214	28	167	167	55	34	120	328	40	117	65	13	1,335	▲	1,348
<b>Miscellaneous</b>	2017	65	65	54	36	43	75	41	47	51	51	54	-	582	-16%	582
	2016	73	64	66	75	38	46	66	65	49	83	71	38	696	▼	734
<b>Other</b>	2017	1	-	-	1	2	-	-	1	-	-	-	-	5	25%	5
	2016	-	1	2	-	-	1	-	-	-	-	-	-	4	▲	4

Filings by Division & Case Category

			Jan	Feb	Mar	Apr	May	Jun	Jul	Aug	Sep	Oct	Nov	Dec	Thru Nov	% Change	Total
Civil	Administrative Law	2017	-	-	-	-	1	3	-	-	-	-	-	-	4	300%	4
		2016	-	-	-	-	-	-	-	-	-	1	-	-	1	▲	1
	Contested Divorce	2017	1	2	4	2	3	1	3	3	3	-	2	-	24	50%	24
		2016	2	-	6	1	-	2	-	1	1	2	1	2	16	▲	18
	Domestic and Family - Level 1	2017	2	1	4	-	7	3	8	1	5	2	4	-	37	-57%	37
		2016	10	6	3	1	6	15	2	2	18	11	13	-	87	▼	87
	Domestic and Family - Level 2	2017	1	2	4	7	-	5	5	5	3	-	2	-	34	55%	34
		2016	1	1	2	3	2	3	2	1	3	2	2	1	22	▲	23
	General Civil - Level 1	2017	-	-	-	-	1	1	1	-	-	-	-	-	3	-25%	3
		2016	2	-	1	-	-	-	-	-	-	-	1	-	4	▼	4
	General Civil - Level 2	2017	2	10	14	4	5	7	-	12	5	7	7	-	73	52%	73
		2016	5	5	10	7	2	7	2	5	2	2	1	2	48	▲	50
	General Civil - Level 3	2017	3	3	1	3	-	7	3	1	7	1	4	-	33	6%	33
		2016	5	2	2	5	3	3	3	2	3	3	-	1	31	▲	32
Probates/Wills & Trusts - Level 2	2017	2	1	1	-	1	1	-	-	1	2	-	-	9	0%	9	
	2016	-	-	-	-	-	-	2	-	2	3	2	2	9	↔	11	
Protective Orders	2017	-	-	-	1	1	1	1	1	-	1	-	-	6	0%	6	
	2016	-	-	-	1	1	-	-	1	3	-	-	-	6	↔	6	
Uncontested Divorce	2017	7	1	6	6	4	5	3	4	3	6	5	-	50	6%	50	
	2016	7	6	4	3	1	8	2	3	3	3	7	2	47	▲	49	
Criminal	Felonies and Related Matters	2017	180	34	21	238	72	43	74	85	70	117	420	-	1,354	31%	1,354
		2016	163	13	124	137	34	26	94	283	27	84	52	7	1,037	▲	1,044
	Misdemeanor	2017	20	8	6	55	8	7	33	11	15	23	58	-	244	-5%	244
		2016	31	13	42	28	19	8	26	45	9	28	8	6	257	▼	263
	Other Criminally Related Matters	2017	-	5	-	3	6	2	5	19	4	2	-	-	46	12%	46
		2016	20	2	1	2	2	-	-	-	4	5	5	-	41	▲	41
	Miscellaneous	2017	65	65	54	36	43	75	41	47	51	51	54	-	582	-16%	582
		2016	73	64	66	75	38	46	66	65	49	83	71	38	696	▼	734
	Other	2017	1	-	-	1	2	-	-	1	-	-	-	-	5	25%	5
		2016	-	1	2	-	-	1	-	-	-	-	-	-	4	▲	4

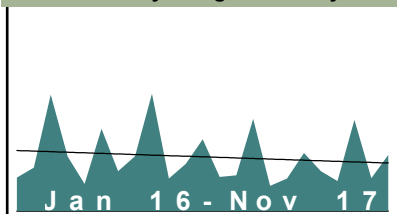
January 2016 -- November 2017 Filings

Dashboard

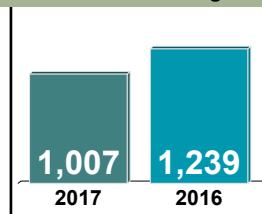
**Court:** Dickenson Circuit  
**Start/End Date:** Jan-16 / Nov-17  
**2016 Average Month:** 115  
**Jan-Nov 2016:** 1,239  
**Filings Trending:** ▼

**Circuit/Court ID:** 29  
**229051**  
**Type of Case:** Filings  
**2017 Average Month:** 92  
**Jan-Nov 2017 :** 1,007  
**Overall AVG. Month:** 104

Monthly Filings Summary



Jan --- Nov Filings



Filings by Division

		Jan	Feb	Mar	Apr	May	Jun	Jul	Aug	Sep	Oct	Nov	Dec	Thru Nov	% Change	Total
<b>Total</b>	2017	65	68	176	48	62	111	76	57	174	63	107	-	1,007	-19%	1,007
	2016	64	83	222	104	52	157	76	105	224	62	90	137	1,239	▼	1,376
<b>Civil</b>	2017	18	23	26	8	15	16	12	15	20	17	17	-	187	1%	187
	2016	6	14	19	20	15	25	18	21	16	14	18	13	186	▲	199
<b>Criminal</b>	2017	10	10	95	13	15	46	38	10	101	11	22	-	371	-36%	371
	2016	11	11	149	55	9	91	10	29	165	15	34	99	579	▼	678
<b>Miscellaneous</b>	2017	32	30	45	23	27	35	24	26	39	33	48	-	362	-8%	362
	2016	38	48	40	26	25	31	42	46	35	31	31	18	393	▼	411
<b>Other</b>	2017	5	5	10	4	5	14	2	6	14	2	20	-	87	7%	87
	2016	9	10	14	3	3	10	6	9	8	2	7	7	81	▲	88

Filings by Division & Case Category

		Jan	Feb	Mar	Apr	May	Jun	Jul	Aug	Sep	Oct	Nov	Dec	Thru Nov	% Change	Total
<b>Civil</b>	<b>Administrative Law</b>	2017	-	-	-	-	1	1	1	-	-	-	-	3	3	3
		2016	-	-	-	-	-	-	-	-	-	-	-	0	↔	0
	<b>Contested Divorce</b>	2017	1	5	7	1	1	2	1	1	2	5	-	27	23%	27
		2016	-	3	2	3	1	2	5	1	1	2	3	22	▲	25
	<b>Domestic and Family - Level 1</b>	2017	4	-	1	4	-	4	-	1	3	1	2	20	-35%	20
		2016	-	2	3	3	2	8	1	4	4	1	3	31	▼	31
	<b>Domestic and Family - Level 2</b>	2017	2	4	2	1	3	3	1	3	3	2	5	29	71%	29
		2016	-	3	1	3	4	1	1	-	-	4	1	17	▲	18
	<b>General Civil - Level 1</b>	2017	-	1	-	-	-	1	-	-	-	-	-	2	-67%	2
		2016	-	-	-	-	-	5	-	1	-	-	-	6	▼	6
	<b>General Civil - Level 2</b>	2017	4	4	3	-	4	1	6	2	8	1	1	34	31%	34
		2016	1	1	3	3	-	4	2	4	2	3	3	26	▲	29
	<b>General Civil - Level 3</b>	2017	1	-	2	-	1	-	2	3	-	8	3	20	-33%	20
		2016	1	4	4	1	1	5	2	4	4	3	1	30	▼	32
<b>Criminal</b>	<b>Probates/Wills &amp; Trusts - Level 1</b>	2017	-	-	-	-	-	-	-	-	-	-	-	0	-100%	0
		2016	-	-	-	1	-	-	-	-	-	-	-	1	▼	1
	<b>Probates/Wills &amp; Trusts - Level 2</b>	2017	1	4	2	-	-	2	-	-	1	-	-	10	100%	10
		2016	-	-	1	-	-	-	-	-	2	2	1	5	▲	6
	<b>Protective Orders</b>	2017	-	-	-	-	-	-	-	-	-	-	-	0	-100%	0
		2016	-	-	-	-	1	-	-	-	-	-	-	1	▼	1
	<b>Uncontested Divorce</b>	2017	5	5	9	2	6	2	1	4	4	3	1	42	-11%	42
		2016	4	1	5	6	6	5	5	4	4	4	3	47	▼	50
	<b>Capital Murder</b>	2017	-	-	-	-	-	-	-	-	-	-	-	0	-100%	0
		2016	-	-	15	-	-	-	-	-	-	-	-	15	▼	15
<b>Miscellaneous</b>	<b>Felonies and Related Matters</b>	2017	9	9	90	8	9	37	33	7	80	9	21	312	-40%	312
		2016	11	5	128	48	6	82	8	27	157	14	30	516	▼	610
	<b>Misdemeanor</b>	2017	1	1	5	3	6	9	4	3	21	2	1	56	27%	56
		2016	-	5	5	7	3	9	1	2	7	1	4	44	▲	48
	<b>Other Criminally Related Matters</b>	2017	-	-	-	2	-	-	1	-	-	-	-	3	-25%	3
		2016	-	1	1	-	-	-	1	-	1	-	-	4	▼	5
<b>Other</b>	<b>Miscellaneous</b>	2017	32	30	45	23	27	35	24	26	39	33	48	362	-8%	362
		2016	38	48	40	26	25	31	42	46	35	31	18	393	▼	411
<b>Other</b>	<b>Other</b>	2017	5	5	10	4	5	14	2	6	14	2	20	87	7%	87
		2016	9	10	14	3	3	10	6	9	8	2	7	81	▲	88




January 2016 -- November 2017 Filings

Dashboard

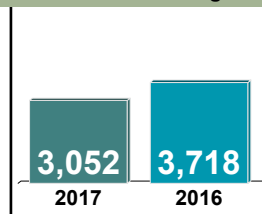
Court: Russell Circuit  
 Start/End Date: Jan-16 / Nov-17  
 2016 Average Month: 330  
 Jan-Nov 2016: 3,718  
 Filings Trending: ▼

Circuit/Court ID: 29  
 229167  
 Type of Case: Filings  
 2017 Average Month: 277  
 Jan-Nov 2017 : 3,052  
 Overall AVG. Month: 305

Monthly Filings Summary



Jan --- Nov Filings



Filings by Division

		Jan	Feb	Mar	Apr	May	Jun	Jul	Aug	Sep	Oct	Nov	Dec	Thru Nov	% Change	Total
<b>Total</b>	2017	202	414	243	178	344	175	154	467	193	298	384	-	3,052	-18%	3,052
	2016	271	584	456	340	371	180	187	553	179	166	431	239	3,718	▼	3,957
<b>Civil</b>	2017	26	25	31	39	37	17	25	42	20	45	26	-	333	-7%	333
	2016	24	42	33	54	24	29	23	38	37	29	25	30	358	▼	388
<b>Criminal</b>	2017	73	287	109	71	214	67	54	331	96	142	254	-	1,698	1%	1,698
	2016	90	313	148	109	141	48	27	394	69	46	301	115	1,686	▲	1,801
<b>Miscellaneous</b>	2017	76	83	79	52	61	72	53	77	63	81	82	-	779	-16%	779
	2016	109	117	108	79	84	52	101	77	54	69	72	69	922	▼	991
<b>Other</b>	2017	27	19	24	16	32	19	22	17	14	30	22	-	242	-68%	242
	2016	48	112	167	98	122	51	36	44	19	22	33	25	752	▼	777

Filings by Division & Case Category

			Jan	Feb	Mar	Apr	May	Jun	Jul	Aug	Sep	Oct	Nov	Dec	Thru Nov	% Change	Total
Civil	Administrative Law	2017	-	-	-	-	-	-	1	-	-	-	-	-	1	0%	1
		2016	-	-	-	1	-	-	-	-	-	-	-	-	1	↔	1
	Contested Divorce	2017	-	3	2	4	5	5	5	4	1	11	2	-	42	8%	42
		2016	3	7	2	3	2	2	2	5	2	7	4	4	39	▲	43
	Domestic and Family - Level 1	2017	10	2	3	6	5	1	-	6	2	12	4	-	51	-39%	51
		2016	-	13	9	18	4	5	-	11	17	6	1	5	84	▼	89
	Domestic and Family - Level 2	2017	2	4	1	1	2	-	7	6	1	4	3	-	31	24%	31
		2016	1	-	4	3	5	1	2	3	5	1	-	5	25	▲	30
	General Civil - Level 1	2017	1	-	-	1	1	-	-	-	-	-	-	-	3	-40%	3
		2016	1	-	1	-	-	1	-	-	1	-	1	1	5	▼	6
	General Civil - Level 2	2017	3	1	3	13	2	2	5	3	2	3	5	-	42	-24%	42
		2016	9	4	4	6	1	8	5	8	3	4	3	4	55	▼	59
	General Civil - Level 3	2017	2	3	13	1	7	1	1	6	2	2	2	-	40	-18%	40
		2016	4	3	3	6	4	6	7	4	6	1	5	4	49	▼	53
Probates/Wills & Trusts - Level 1	2017	-	-	-	-	-	-	-	-	-	1	-	-	1	-50%	1	
	2016	-	1	-	-	1	-	-	-	-	-	-	-	2	▼	2	
Probates/Wills & Trusts - Level 2	2017	-	1	1	4	3	1	2	3	2	-	-	-	17	70%	17	
	2016	1	4	-	1	1	1	1	1	-	-	-	-	10	▲	10	
Protective Orders	2017	-	-	-	-	1	-	-	-	-	-	-	-	1	0%	1	
	2016	-	-	1	-	-	-	-	-	-	-	-	-	1	↔	1	
Uncontested Divorce	2017	8	11	8	9	11	7	4	14	9	13	10	-	104	20%	104	
	2016	5	10	9	16	6	5	6	6	3	10	11	7	87	▲	94	
Criminal	Felonies and Related Matters	2017	52	255	93	59	163	47	29	248	68	111	219	-	1,344	-4%	1,344
		2016	80	297	132	89	114	34	22	340	48	28	222	99	1,406	▼	1,505
	Misdemeanor	2017	21	32	11	10	49	20	22	83	28	30	32	-	338	31%	338
		2016	7	12	14	15	26	12	4	54	18	17	79	12	258	▲	270
	Other Criminally Related Matters	2017	-	-	5	2	2	-	3	-	-	1	3	-	16	-27%	16
		2016	3	4	2	5	1	2	1	-	3	1	-	4	22	▼	26
	Miscellaneous	2017	76	83	79	52	61	72	53	77	63	81	82	-	779	-16%	779
	2016	109	117	108	79	84	52	101	77	54	69	72	69	922	▼	991	
Other	2017	27	19	24	16	32	19	22	17	14	30	22	-	242	-68%	242	
	2016	48	112	167	98	122	51	36	44	19	22	33	25	752	▼	777	

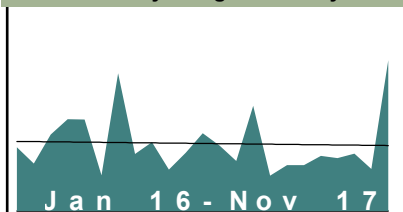
January 2016 -- November 2017 Filings

Dashboard

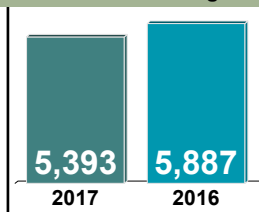
Court: Tazewell Circuit  
 Start/End Date: Jan-16 / Nov-17  
 2016 Average Month: 540  
 Jan-Nov 2016: 5,887  
 Filings Trending: ▼

Circuit/Court ID: 29  
 229185  
 Type of Case: Filings  
 2017 Average Month: 490  
 Jan-Nov 2017 : 5,393  
 Overall AVG. Month: 516

Monthly Filings Summary



Jan --- Nov Filings



Filings by Division

		Jan	Feb	Mar	Apr	May	Jun	Jul	Aug	Sep	Oct	Nov	Dec	Thru Nov	% Change	Total
<b>Total</b>	2017	499	383	805	270	351	350	421	404	438	321	1,151	-	5,393	-8%	5,393
	2016	487	362	585	701	698	274	1,052	437	527	317	447	595	5,887	▼	6,482
<b>Civil</b>	2017	43	31	51	42	55	43	36	55	27	25	43	-	451	-14%	451
	2016	38	56	52	56	47	51	43	39	35	55	50	48	522	▼	570
<b>Criminal</b>	2017	335	217	644	146	190	205	301	262	332	171	968	-	3,771	-4%	3,771
	2016	280	113	378	517	553	105	913	239	371	145	300	458	3,914	▼	4,372
<b>Miscellaneous</b>	2017	112	128	107	74	101	89	80	84	74	117	132	-	1,098	-20%	1,098
	2016	163	182	148	123	91	110	91	151	115	109	89	79	1,372	▼	1,451
<b>Other</b>	2017	9	7	3	8	5	13	4	3	5	8	8	-	73	-8%	73
	2016	6	11	7	5	7	8	5	8	6	8	8	10	79	▼	89

Filings by Division & Case Category

		Jan	Feb	Mar	Apr	May	Jun	Jul	Aug	Sep	Oct	Nov	Dec	Thru Nov	% Change	Total
<b>Civil</b>	<b>Administrative Law</b>	2017	-	-	-	1	-	1	-	-	-	-	-	2	-82%	2
		2016	1	-	1	1	-	3	-	-	2	3	-	11	▼	11
	<b>Contested Divorce</b>	2017	3	3	13	6	7	7	6	8	5	4	3	65	20%	65
		2016	2	9	6	8	8	3	3	3	5	4	3	54	▲	57
	<b>Domestic and Family - Level 1</b>	2017	4	1	3	3	4	4	9	6	7	2	2	45	-15%	45
		2016	2	10	2	6	1	5	10	5	1	6	5	53	▼	54
	<b>Domestic and Family - Level 2</b>	2017	2	2	4	3	8	4	2	5	6	3	4	43	-16%	43
		2016	2	9	9	6	5	6	4	3	1	3	3	51	▼	55
	<b>General Civil - Level 1</b>	2017	-	-	-	-	-	-	1	2	1	-	-	4	-20%	4
		2016	-	-	-	-	1	-	1	-	-	-	1	5	▼	6
	<b>General Civil - Level 2</b>	2017	11	6	10	9	8	9	4	9	3	8	11	88	5%	88
		2016	4	5	7	11	10	8	4	6	7	14	8	84	▲	89
	<b>General Civil - Level 3</b>	2017	6	3	7	3	10	4	-	8	-	1	6	48	-31%	48
		2016	5	4	4	3	5	14	8	3	3	10	11	70	▼	80
	<b>Probates/Wills &amp; Trusts - Level 1</b>	2017	-	-	-	-	-	-	1	-	-	-	1	2	100%	2
		2016	-	-	-	1	-	-	-	-	-	-	-	1	▲	1
	<b>Probates/Wills &amp; Trusts - Level 2</b>	2017	2	4	4	4	3	2	2	5	2	-	1	29	7%	29
		2016	4	-	3	3	2	1	-	3	7	2	2	27	▲	36
	<b>Uncontested Divorce</b>	2017	15	12	10	13	15	12	11	12	3	7	15	125	-25%	125
		2016	18	19	20	17	15	11	13	15	9	13	16	166	▼	181
<b>Criminal</b>	<b>Capital Murder</b>	2017	-	-	1	-	-	-	-	-	-	-	-	1	0%	1
		2016	-	-	-	-	-	-	-	-	-	1	-	1	↔	1
	<b>Felonies and Related Matters</b>	2017	257	188	497	111	126	154	196	217	223	147	847	2,963	-3%	2,963
		2016	195	84	299	442	402	78	766	184	262	106	249	3,067	▼	3,446
	<b>Misdemeanor</b>	2017	72	26	141	30	62	48	101	44	106	20	118	768	-3%	768
		2016	83	25	76	64	140	26	143	53	105	35	45	795	▼	872
	<b>Other Criminally Related Matters</b>	2017	6	3	5	5	2	3	4	1	3	4	3	39	-24%	39
		2016	2	4	3	11	11	1	4	2	4	3	6	51	▼	53
	<b>Miscellaneous</b>	2017	112	128	107	74	101	89	80	84	74	117	132	1,098	-20%	1,098
		2016	163	182	148	123	91	110	91	151	115	109	89	1,372	▼	1,451
	<b>Other</b>	2017	9	7	3	8	5	13	4	3	5	8	8	73	-8%	73
		2016	6	11	7	5	7	8	5	8	6	8	8	79	▼	89

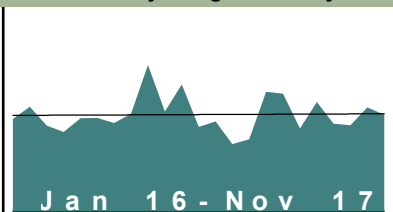
January 2016 -- November 2017 Filings

Dashboard

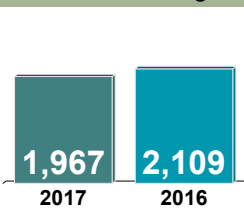
Court: Lee Circuit  
 Start/End Date: Jan-16 / Nov-17  
 2016 Average Month: 189  
 Jan-Nov 2016: 2,109  
 Filings Trending: ▼

Circuit/Court ID: 30  
 230105  
 Type of Case: Filings  
 2017 Average Month: 179  
 Jan-Nov 2017 : 1,967  
 Overall AVG. Month: 184

Monthly Filings Summary



Jan --- Nov Filings



Filings by Division

		Jan	Feb	Mar	Apr	May	Jun	Jul	Aug	Sep	Oct	Nov	Dec	Thru Nov	% Change	Total
<b>Total</b>	2017	171	128	137	228	224	158	208	167	164	198	184	-	1,967	-7%	1,967
	2016	176	199	163	151	177	178	168	186	279	190	242	161	2,109	▼	2,270
<b>Civil</b>	2017	16	12	25	24	16	31	29	30	29	26	19	-	257	6%	257
	2016	15	29	20	23	21	20	20	32	23	18	21	19	242	▲	261
<b>Criminal</b>	2017	100	63	40	154	165	85	147	94	90	126	102	-	1,166	-7%	1,166
	2016	101	112	66	89	112	112	98	91	198	112	159	106	1,250	▼	1,356
<b>Miscellaneous</b>	2017	50	49	67	44	40	39	26	37	38	43	62	-	495	-19%	495
	2016	60	58	77	38	44	46	48	63	58	59	62	35	613	▼	648
<b>Other</b>	2017	5	4	5	6	3	3	6	6	7	3	1	-	49	125%	49
	2016	-	-	-	1	-	-	2	-	-	1	-	1	4	▲	5

Filings by Division & Case Category

		Jan	Feb	Mar	Apr	May	Jun	Jul	Aug	Sep	Oct	Nov	Dec	Thru Nov	% Change	Total
<b>Civil</b>	Administrative Law	2017	-	-	-	-	-	1	-	-	-	-	-	1	0%	1
		2016	1	-	-	-	-	-	-	-	-	-	-	1	↔	1
	Contested Divorce	2017	1	2	6	3	2	4	5	3	2	2	-	32	19%	32
		2016	1	3	6	2	2	1	1	1	4	3	3	27	▲	27
	Domestic and Family - Level 1	2017	2	1	-	2	-	2	1	-	2	3	-	13	30%	13
		2016	1	-	-	1	-	2	-	1	2	-	3	10	▲	11
	Domestic and Family - Level 2	2017	4	-	4	4	4	6	3	7	5	2	-	41	-7%	41
		2016	2	4	5	3	7	4	2	8	2	1	6	44	▼	46
	General Civil - Level 1	2017	-	-	-	-	-	1	1	2	1	1	-	6	500%	6
		2016	-	-	-	-	-	1	-	-	-	-	1	1	▲	2
	General Civil - Level 2	2017	1	4	4	4	1	5	3	7	4	6	1	40	38%	40
		2016	1	3	2	4	1	1	2	6	3	4	2	29	▲	32
	General Civil - Level 3	2017	3	2	3	6	4	1	4	4	8	2	4	41	5%	41
		2016	2	5	3	1	3	6	4	9	2	3	1	39	▲	42
<b>Criminal</b>	Probates/Wills & Trusts - Level 1	2017	-	-	-	-	-	-	-	1	-	-	-	1	1	1
		2016	-	-	-	-	-	-	-	-	-	-	-	0	↔	0
	Probates/Wills & Trusts - Level 2	2017	2	-	-	-	1	7	3	1	3	3	6	26	53%	26
		2016	2	4	-	4	1	1	-	1	2	1	1	17	▲	18
	Uncontested Divorce	2017	3	3	8	5	4	5	8	6	3	7	4	56	-24%	56
		2016	5	10	4	8	7	4	11	6	8	6	5	74	▼	82
	Felonies and Related Matters	2017	77	41	19	89	133	51	110	66	74	85	71	816	-11%	816
		2016	63	91	47	62	87	81	78	57	146	86	119	917	▼	982
	Misdemeanor	2017	22	16	20	21	22	27	26	20	14	28	23	239	-9%	239
		2016	17	16	14	17	24	27	19	22	50	25	31	262	▼	300
<b>Miscellaneous</b>	Other Criminally Related Matters	2017	1	6	1	44	10	7	11	8	2	13	8	111	56%	111
		2016	21	5	5	10	1	4	1	12	2	1	9	71	▲	74
<b>Other</b>	Miscellaneous	2017	50	49	67	44	40	39	26	37	38	43	62	495	-19%	495
		2016	60	58	77	38	44	46	48	63	58	59	62	613	▼	648
<b>Other</b>	Other	2017	5	4	5	6	3	3	6	6	7	3	1	49	125%	49
		2016	-	-	-	1	-	-	2	-	-	1	-	4	▲	5

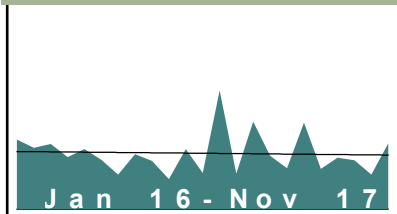
January 2016 -- November 2017 Filings

Dashboard

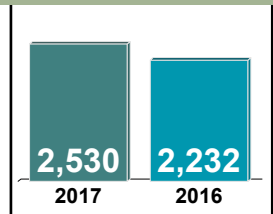
**Court:** Scott Circuit  
**Start/End Date:** Jan-16 / Nov-17  
**2016 Average Month:** 198  
**Jan-Nov 2016:** 2,232  
**Filings Trending:** ▲

**Circuit/Court ID:** 30  
**230169**  
**Type of Case:** Filings  
**2017 Average Month:** 230  
**Jan-Nov 2017 :** 2,530  
**Overall AVG. Month:** 213

Monthly Filings Summary



Jan --- Nov Filings



Filings by Division

		Jan	Feb	Mar	Apr	May	Jun	Jul	Aug	Sep	Oct	Nov	Dec	Thru Nov	% Change	Total
<b>Total</b>	2017	453	135	334	203	156	330	154	196	186	132	251	-	2,530	13%	2,530
	2016	265	234	249	198	229	188	132	209	184	115	229	138	2,232	▲	2,370
<b>Civil</b>	2017	16	16	32	19	17	28	33	21	26	19	13	-	240	1%	240
	2016	24	24	24	34	23	14	19	20	12	15	28	29	237	▲	266
<b>Criminal</b>	2017	363	43	201	139	87	240	72	114	108	55	169	-	1,591	24%	1,591
	2016	147	130	142	112	153	119	44	130	119	45	145	50	1,286	▲	1,336
<b>Miscellaneous</b>	2017	73	76	101	45	52	62	49	61	52	58	69	-	698	-2%	698
	2016	94	80	83	52	53	55	69	59	53	55	56	59	709	▼	768
<b>Other</b>	2017	1	-	-	-	-	-	-	-	-	-	-	-	1	1	1
	2016	-	-	-	-	-	-	-	-	-	-	-	-	0	↔	0

Filings by Division & Case Category

		Jan	Feb	Mar	Apr	May	Jun	Jul	Aug	Sep	Oct	Nov	Dec	Thru Nov	% Change	Total
<b>Civil</b>	<b>Administrative Law</b>	2017	-	-	-	-	-	1	-	-	-	-	-	1	-50%	1
		2016	-	-	1	-	-	-	-	-	1	-	-	2	▼	2
	<b>Contested Divorce</b>	2017	2	2	4	4	1	3	6	2	2	3	2	31	-37%	31
		2016	3	4	6	7	6	5	8	3	1	1	5	49	▼	53
	<b>Domestic and Family - Level 1</b>	2017	-	-	12	-	2	7	5	7	3	-	-	43	139%	43
		2016	4	-	-	1	1	-	2	-	-	10	10	18	▲	28
	<b>Domestic and Family - Level 2</b>	2017	1	-	2	1	3	-	1	-	2	1	1	12	100%	12
		2016	-	1	1	1	1	-	1	-	-	-	-	6	▲	6
	<b>General Civil - Level 1</b>	2017	-	-	-	-	-	-	3	-	-	-	-	3	-25%	3
		2016	-	2	-	1	-	1	-	-	-	-	1	4	▼	5
	<b>General Civil - Level 2</b>	2017	3	1	5	6	4	6	2	2	4	2	-	39	56%	39
		2016	3	6	2	-	1	3	2	3	1	3	3	25	▲	28
	<b>General Civil - Level 3</b>	2017	1	3	2	3	3	6	2	2	5	3	5	35	-5%	35
		2016	7	3	5	3	3	1	3	3	4	4	3	37	▼	40
<b>Criminal</b>	<b>Probates/Wills &amp; Trusts - Level 1</b>	2017	-	-	-	-	-	-	-	1	-	-	-	1	1	1
		2016	-	-	-	-	-	-	-	-	-	-	-	0	↔	0
	<b>Probates/Wills &amp; Trusts - Level 2</b>	2017	2	-	-	1	1	1	4	1	2	2	-	17	-6%	17
		2016	1	1	4	2	2	3	4	-	-	1	3	18	▼	21
	<b>Uncontested Divorce</b>	2017	7	10	7	4	3	5	9	3	6	3	1	58	-26%	58
		2016	6	7	5	19	9	4	4	4	7	6	5	78	▼	83
	<b>Felonies and Related Matters</b>	2017	310	17	142	103	49	212	37	58	62	20	129	1,139	43%	1,139
		2016	98	75	74	72	82	86	16	77	96	18	102	796	▲	812
	<b>Misdemeanor</b>	2017	45	25	48	32	32	26	25	45	40	28	38	384	-3%	384
		2016	43	52	46	34	54	25	20	42	21	18	40	395	▼	424
<b>Miscellaneous</b>	<b>Other Criminally Related Matters</b>	2017	8	1	11	4	6	2	10	11	6	7	2	68	-28%	68
		2016	6	3	22	6	17	8	8	11	2	9	3	95	▼	100
<b>Other</b>		2017	73	76	101	45	52	62	49	61	52	58	69	698	-2%	698
		2016	94	80	83	52	53	55	69	59	53	55	56	709	▼	768
<b>Other</b>		2017	1	-	-	-	-	-	-	-	-	-	-	1	1	1
		2016	-	-	-	-	-	-	-	-	-	-	-	0	↔	0

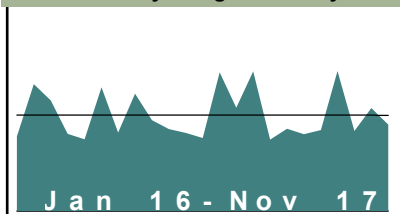
January 2016 -- November 2017 Filings

Dashboard

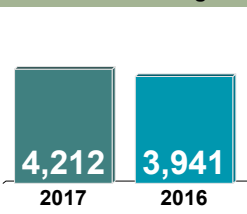
**Court:** Wise Circuit  
**Start/End Date:** Jan-16 / Nov-17  
**2016 Average Month:** 352  
**Jan-Nov 2016:** 3,941  
**Filings Trending:** ▲

**Circuit/Court ID:** 30  
**230195**  
**Type of Case:** Filings  
**2017 Average Month:** 383  
**Jan-Nov 2017 :** 4,212  
**Overall AVG. Month:** 367

Monthly Filings Summary



Jan --- Nov Filings



Filings by Division

		Jan	Feb	Mar	Apr	May	Jun	Jul	Aug	Sep	Oct	Nov	Dec	Thru Nov	% Change	Total
<b>Total</b>	2017	530	395	533	273	314	294	309	535	306	393	330	-	4,212	7%	4,212
	2016	285	485	423	295	274	472	300	448	347	313	299	279	3,941	▲	4,220
<b>Civil</b>	2017	59	49	70	46	57	36	37	69	57	47	47	-	574	5%	574
	2016	41	49	54	46	50	53	56	37	68	59	34	45	547	▲	592
<b>Criminal</b>	2017	400	258	360	154	174	167	201	362	162	241	179	-	2,658	12%	2,658
	2016	154	313	253	162	157	353	136	304	182	173	176	170	2,363	▲	2,533
<b>Miscellaneous</b>	2017	68	83	98	70	80	84	71	101	83	94	104	-	936	-7%	936
	2016	85	119	114	85	66	63	107	107	94	80	86	62	1,006	▼	1,068
<b>Other</b>	2017	3	5	5	3	3	7	-	3	4	11	-	-	44	76%	44
	2016	5	4	2	2	1	3	1	-	3	1	3	2	25	▲	27

Filings by Division & Case Category

		Jan	Feb	Mar	Apr	May	Jun	Jul	Aug	Sep	Oct	Nov	Dec	Thru Nov	% Change	Total
<b>Civil</b>	<b>Administrative Law</b>	2017	-	1	1	1	1	-	-	-	-	-	-	4	-43%	4
		2016	1	-	-	-	-	-	1	1	3	1	-	7	▼	7
	<b>Contested Divorce</b>	2017	8	9	5	6	5	6	4	9	3	7	5	67	-13%	67
		2016	5	7	12	10	6	6	10	4	7	4	6	77	▼	82
	<b>Domestic and Family - Level 1</b>	2017	22	10	5	9	11	3	4	11	8	5	5	93	41%	93
		2016	4	1	1	2	14	7	6	4	12	15	-	66	▲	79
	<b>Domestic and Family - Level 2</b>	2017	3	5	9	4	7	1	4	7	7	-	5	52	-5%	52
		2016	2	3	6	3	7	6	12	3	6	3	4	55	▼	56
	<b>General Civil - Level 1</b>	2017	-	-	-	1	-	1	3	-	1	1	-	7	-46%	7
		2016	1	1	-	2	3	2	-	1	-	3	1	13	▼	14
	<b>General Civil - Level 2</b>	2017	6	3	12	4	7	3	4	4	9	6	6	64	-30%	64
		2016	4	11	14	9	7	10	6	10	10	9	1	91	▼	103
	<b>General Civil - Level 3</b>	2017	5	3	9	2	6	6	3	7	12	8	6	67	43%	67
		2016	4	1	3	6	5	2	4	3	10	6	3	47	▲	53
<b>Criminal</b>	<b>Probates/Wills &amp; Trusts - Level 1</b>	2017	-	-	-	-	1	-	-	-	-	-	-	1	0%	1
		2016	1	-	-	-	-	-	-	-	-	-	-	1	↔	1
	<b>Probates/Wills &amp; Trusts - Level 2</b>	2017	1	4	5	1	3	1	3	10	1	5	2	36	6%	36
		2016	5	5	5	2	1	4	1	1	4	3	3	34	▲	34
	<b>Uncontested Divorce</b>	2017	14	14	24	18	16	15	12	21	16	15	18	183	17%	183
		2016	14	20	13	12	7	16	17	11	17	16	13	156	▲	163
	<b>Capital Murder</b>	2017	-	-	-	1	-	-	2	-	-	-	-	3	-25%	3
		2016	-	-	-	-	4	-	-	-	-	-	-	4	▼	4
	<b>Felonies and Related Matters</b>	2017	286	172	322	102	110	130	265	120	178	128	-	1,970	14%	1,970
		2016	101	250	158	120	113	313	83	215	135	112	116	1,722	▲	1,838
	<b>Misdemeanor</b>	2017	99	78	33	42	58	34	39	85	37	57	43	605	17%	605
		2016	42	51	81	32	34	31	36	74	40	51	44	515	▲	559
	<b>Other Criminally Related Matters</b>	2017	15	8	5	9	6	3	5	10	5	6	8	80	-34%	80
		2016	11	12	14	10	6	9	17	15	7	10	10	122	▼	132
<b>Miscellaneous</b>		2017	68	83	98	70	80	84	71	101	83	94	104	936	-7%	936
		2016	85	119	114	85	66	63	107	107	94	80	86	1,006	▼	1,068
<b>Other</b>		2017	3	5	5	3	3	7	-	3	4	11	-	44	76%	44
		2016	5	4	2	2	1	3	1	-	3	1	3	25	▲	27

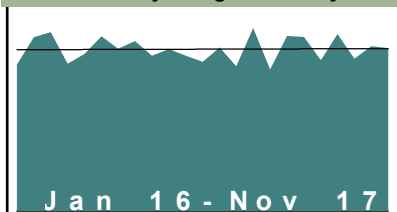
January 2016 -- November 2017 Filings

Dashboard

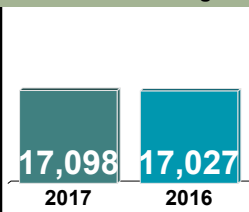
**Court:** Prince William Circuit  
**Start/End Date:** Jan-16 / Nov-17  
**2016 Average Month:** 1,538  
**Jan-Nov 2016:** 17,027  
**Filings Trending:** ↔

**Circuit/Court ID:** 31  
**231153**  
**Type of Case:** Filings  
**2017 Average Month:** 1,554  
**Jan-Nov 2017 :** 17,098  
**Overall AVG. Month:** 1,546

Monthly Filings Summary



Jan --- Nov Filings



Filings by Division

		Jan	Feb	Mar	Apr	May	Jun	Jul	Aug	Sep	Oct	Nov	Dec	Thru Nov	% Change	Total
<b>Total</b>	2017	1,563	1,383	1,748	1,353	1,673	1,664	1,440	1,690	1,456	1,573	1,555	-	17,098	0%	17,098
	2016	1,399	1,659	1,709	1,406	1,502	1,669	1,549	1,622	1,482	1,547	1,483	1,424	17,027	▲	18,451
<b>Civil</b>	2017	241	249	275	249	288	281	220	292	267	262	240	-	2,864	-4%	2,864
	2016	204	269	273	248	291	301	281	307	299	248	252	245	2,973	▼	3,218
<b>Criminal</b>	2017	440	405	541	411	581	572	527	541	480	542	454	-	5,494	5%	5,494
	2016	394	487	479	432	518	506	482	522	493	531	411	401	5,255	▲	5,656
<b>Miscellaneous</b>	2017	761	671	835	622	697	743	622	750	638	711	780	-	7,830	0%	7,830
	2016	734	800	887	653	592	728	684	710	638	693	740	692	7,859	▼	8,551
<b>Other</b>	2017	121	58	97	71	107	68	71	107	71	58	81	-	910	-3%	910
	2016	67	103	70	73	101	134	102	83	52	75	80	86	940	▼	1,026

Filings by Division & Case Category

		Jan	Feb	Mar	Apr	May	Jun	Jul	Aug	Sep	Oct	Nov	Dec	Thru Nov	% Change	Total
<b>Civil</b>	<b>Administrative Law</b>	2017	-	-	3	-	2	-	2	4	6	1	-	18	-38%	18
		2016	3	-	-	4	2	3	-	1	9	6	1	29	▼	29
	<b>Contested Divorce</b>	2017	28	24	26	32	31	30	21	46	26	27	32	323	-9%	323
		2016	23	37	27	30	35	39	36	37	45	28	19	356	▼	377
	<b>Domestic and Family - Level 1</b>	2017	14	10	16	21	24	22	24	34	19	19	19	222	-9%	222
		2016	20	17	25	21	19	23	29	26	21	12	32	245	▼	266
	<b>Domestic and Family - Level 2</b>	2017	13	8	20	11	13	19	7	14	14	9	7	135	-20%	135
		2016	7	11	20	7	21	25	15	20	18	10	15	169	▼	178
	<b>General Civil - Level 1</b>	2017	3	5	5	3	2	2	3	1	3	4	5	36	-14%	36
		2016	3	4	5	2	2	7	4	3	6	4	2	42	▼	45
	<b>General Civil - Level 2</b>	2017	62	83	74	72	75	91	60	77	83	79	71	827	0%	827
		2016	55	86	67	62	80	90	77	93	78	70	68	826	▲	907
	<b>General Civil - Level 3</b>	2017	29	25	31	31	31	23	24	30	30	19	-	296	4%	296
		2016	24	25	25	21	51	21	19	21	19	25	33	284	▲	311
<b>Criminal</b>	<b>Probates/Wills &amp; Trusts - Level 1</b>	2017	1	-	-	1	-	-	-	-	1	-	-	3	-57%	3
		2016	-	-	-	1	-	1	2	-	-	2	1	7	▼	9
	<b>Probates/Wills &amp; Trusts - Level 2</b>	2017	10	9	10	14	14	13	7	14	8	7	10	116	13%	116
		2016	8	8	13	15	5	11	8	9	10	9	7	103	▲	112
	<b>Protective Orders</b>	2017	-	-	-	-	2	-	-	1	-	-	-	3	-57%	3
		2016	1	-	-	-	-	1	-	1	2	1	1	7	▼	8
	<b>Uncontested Divorce</b>	2017	81	85	90	64	94	81	75	80	79	80	76	885	-2%	885
		2016	60	81	91	85	76	80	91	96	91	81	73	905	▼	976
	<b>Capital Murder</b>	2017	-	-	-	-	-	-	-	-	1	-	-	1	-80%	1
		2016	-	-	-	5	-	-	-	-	-	-	-	5	▼	5
	<b>Felonies and Related Matters</b>	2017	309	255	303	284	331	346	315	329	279	389	271	3,411	9%	3,411
		2016	197	307	306	309	318	270	267	315	287	332	226	3,134	▲	3,397
	<b>Misdemeanor</b>	2017	89	91	137	79	141	121	132	117	92	106	109	1,214	3%	1,214
		2016	121	96	103	72	119	134	104	105	95	130	96	1,175	▲	1,249
<b>Miscellaneous</b>	<b>Other Criminally Related Matters</b>	2017	42	59	101	48	109	105	80	95	109	46	74	868	-8%	868
		2016	76	84	70	46	81	102	111	102	111	69	89	941	▼	1,005
<b>Other</b>		2017	761	671	835	622	697	743	622	750	638	711	780	7,830	0%	7,830
		2016	734	800	887	653	592	728	684	710	638	693	740	7,859	▼	8,551
<b>Other</b>		2017	121	58	97	71	107	68	71	107	71	58	81	910	-3%	910
		2016	67	103	70	73	101	134	102	83	52	75	80	940	▼	1,026