


January 2016 -- July 2017 Filings

Dashboard

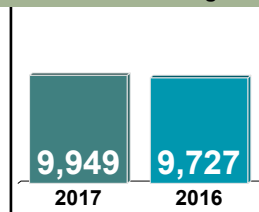
Court: Chesapeake Circuit
 Start/End Date: Jan-16 / Jul-17
 2016 Average Month: 1,354
 Jan-Jul 2016: 9,727
 Filings Trending: ↔

Circuit/Court ID: 1 201550
 Type of Case: Filings
 2017 Average Month: 1,421
 Jan-Jul 2017 : 9,949
 Overall AVG. Month: 1,379

Monthly Filings Summary



Jan --- Jul Filings



Filings by Division

		Jan	Feb	Mar	Apr	May	Jun	Jul	Aug	Sep	Oct	Nov	Dec	Thru Jul	% Change	Total
Total	2017	1,438	1,329	1,708	1,281	1,555	1,407	1,231	-	-	-	-	-	9,949	2%	9,949
	2016	1,275	1,452	1,592	1,517	1,228	1,264	1,399	1,409	1,202	1,361	1,398	1,153	9,727	▲	16,250
Civil	2017	202	150	225	187	259	218	258	-	-	-	-	-	1,499	14%	1,499
	2016	192	195	209	192	220	156	153	271	169	202	160	175	1,317	▲	2,294
Criminal	2017	602	585	766	602	774	657	486	-	-	-	-	-	4,472	5%	4,472
	2016	403	545	755	719	541	613	664	546	514	669	691	427	4,240	▲	7,087
Miscellaneous	2017	453	481	534	357	364	394	340	-	-	-	-	-	2,923	-8%	2,923
	2016	559	583	489	397	335	390	426	433	385	388	431	447	3,179	▼	5,263
Other	2017	181	113	183	135	158	138	147	-	-	-	-	-	1,055	6%	1,055
	2016	121	129	139	209	132	105	156	159	134	102	116	104	991	▲	1,606

Filings by Division & Case Category

		Jan	Feb	Mar	Apr	May	Jun	Jul	Aug	Sep	Oct	Nov	Dec	Thru Jul	% Change	Total
Civil	Administrative Law	2017	-	2	4	-	1	-	-	-	-	-	-	7	-46%	7
		2016	3	3	3	2	-	2	-	5	2	2	4	13	▼	28
	Contested Divorce	2017	26	30	30	30	40	34	56	-	-	-	-	246	20%	246
		2016	27	37	35	36	29	23	18	31	30	21	26	205	▲	331
	Domestic and Family - Level 1	2017	27	16	34	12	32	30	12	-	-	-	-	163	10%	163
		2016	9	20	30	27	19	20	23	61	22	26	12	148	▲	282
	Domestic and Family - Level 2	2017	7	6	6	12	6	14	6	-	-	-	-	57	0%	57
		2016	5	7	11	16	5	8	5	8	3	7	2	57	↔	83
	General Civil - Level 1	2017	1	-	4	2	5	2	2	-	-	-	-	16	-41%	16
		2016	5	4	3	3	10	1	1	8	3	1	1	27	▼	42
	General Civil - Level 2	2017	38	21	33	32	45	26	34	-	-	-	-	229	-13%	229
		2016	49	45	34	25	52	26	32	51	36	34	36	263	▼	454
	General Civil - Level 3	2017	29	9	32	27	25	21	23	-	-	-	-	166	60%	166
		2016	20	6	14	14	26	13	11	35	18	27	16	104	▲	231
Criminal	Probates/Wills & Trusts - Level 1	2017	-	1	-	-	-	1	-	-	-	-	-	2	-60%	2
		2016	-	-	2	-	-	-	3	1	-	-	2	5	▼	8
	Probates/Wills & Trusts - Level 2	2017	6	5	8	8	24	7	6	-	-	-	-	64	25%	64
		2016	7	7	9	6	11	7	4	5	6	11	8	51	▲	92
	Uncontested Divorce	2017	68	60	74	64	81	83	119	-	-	-	-	549	24%	549
		2016	67	66	68	63	68	56	66	49	73	59	52	444	▲	743
	Felonies and Related Matters	2017	462	394	537	404	548	467	312	-	-	-	-	3,124	3%	3,124
		2016	292	358	554	529	385	437	491	370	369	503	512	3,046	▲	5,076
	Misdemeanor	2017	105	146	163	158	168	145	120	-	-	-	-	1,005	16%	1,005
		2016	83	142	142	146	107	129	118	140	114	132	138	867	▲	1,504
Miscellaneous	Other Criminally Related Matters	2017	35	45	66	40	58	45	54	-	-	-	-	343	5%	343
		2016	28	45	59	44	49	47	55	36	31	34	41	327	▲	507
Other		2017	453	481	534	357	364	394	340	-	-	-	-	2,923	-8%	2,923
		2016	559	583	489	397	335	390	426	433	385	388	431	3,179	▼	5,263
Other		2017	181	113	183	135	158	138	147	-	-	-	-	1,055	6%	1,055
		2016	121	129	139	209	132	105	156	159	134	102	116	991	▲	1,606

January 2016 -- July 2017 Filings

Dashboard

Court: Accomack Circuit

Start/End Date: Jan-16 / Jul-17

2016 Average Month: 132

Jan-Jul 2016: 919

Filings Trending: ↔

Circuit/Court ID: 2 202001

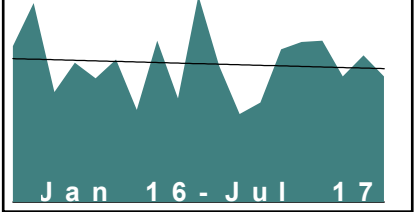
Type of Case: Filings

2017 Average Month:133

Jan-Jul 2017 : 928

Overall AVG. Month: 132

Monthly Filings Summary



Jan --- Jul Filings

928

2017

919

2016

Filings by Division																
		Jan	Feb	Mar	Apr	May	Jun	Jul	Aug	Sep	Oct	Nov	Dec	Thru Jul	% Change	Total
Total	2017	95	146	153	154	120	140	120	-	-	-	-	-	928	1%	928
	2016	149	190	105	133	118	136	88	154	99	197	130	84	919	▲	1,583
Civil	2017	18	21	32	25	24	36	52	-	-	-	-	-	208	49%	208
	2016	20	18	13	21	25	23	20	31	18	27	18	16	140	▲	250
Criminal	2017	24	66	37	91	49	59	28	-	-	-	-	-	354	24%	354
	2016	22	65	16	53	33	68	29	67	31	81	23	14	286	▲	502
Miscellaneous	2017	49	50	72	32	39	36	33	-	-	-	-	-	311	-35%	311
	2016	101	105	75	58	56	44	37	53	47	85	88	48	476	▼	797
Other	2017	4	9	12	6	8	9	7	-	-	-	-	-	55	224%	55
	2016	6	2	1	1	4	1	2	3	3	4	1	6	17	▲	34

Filings by Division & Case Category																
		Jan	Feb	Mar	Apr	May	Jun	Jul	Aug	Sep	Oct	Nov	Dec	Thru Jul	% Change	Total
Civil	Administrative Law	2017	-	-	-	-	-	-	-	-	-	-	-	0	-100%	0
		2016	-	2	-	1	-	1	1	-	-	-	-	5	▼	6
	Contested Divorce	2017	2	3	5	1	5	3	4	-	-	-	-	23	15%	23
		2016	2	3	2	-	6	4	3	-	1	2	3	20	▲	27
	Domestic and Family - Level 1	2017	2	-	1	5	1	1	2	-	-	-	-	12	0%	12
		2016	3	3	3	1	-	2	-	1	-	2	3	12	↔	18
	Domestic and Family - Level 2	2017	2	-	8	2	2	2	-	-	-	-	-	16	300%	16
		2016	-	-	-	2	-	2	-	2	-	-	-	4	▲	6
	General Civil - Level 1	2017	-	1	-	-	1	1	2	-	-	-	-	5	67%	5
		2016	1	1	-	-	-	1	1	1	-	1	-	3	▲	6
	General Civil - Level 2	2017	7	1	4	7	4	19	24	-	-	-	-	66	128%	66
		2016	5	2	3	7	4	5	3	16	7	12	6	29	▲	75
	General Civil - Level 3	2017	4	3	5	4	5	5	12	-	-	-	-	38	245%	38
		2016	1	1	1	-	3	1	4	6	3	5	3	11	▲	32
Criminal	Probates/Wills & Trusts - Level 1	2017	-	-	-	-	-	-	-	-	-	-	-	0	-100%	0
		2016	-	-	1	-	-	-	-	-	-	-	-	1	▼	1
	Probates/Wills & Trusts - Level 2	2017	-	1	-	-	-	2	1	-	-	-	-	4	0%	4
		2016	-	1	1	-	1	1	-	-	2	1	-	4	↔	7
	Protective Orders	2017	-	1	-	1	-	-	-	-	-	-	-	2	2	2
		2016	-	-	-	-	-	-	1	-	1	-	-	0	↔	2
	Uncontested Divorce	2017	1	11	9	5	6	3	7	-	-	-	-	42	-18%	42
		2016	8	5	2	10	11	8	7	3	6	4	5	51	▼	70
	Capital Murder	2017	-	2	-	-	-	-	-	-	-	-	-	2	100%	2
		2016	-	1	-	-	-	-	-	-	-	-	-	1	▲	1
Criminal	Felonies and Related Matters	2017	11	44	10	71	23	51	15	-	-	-	-	225	18%	225
		2016	8	57	8	38	21	49	9	47	12	60	18	190	▲	336
	Misdemeanor	2017	10	20	23	20	22	6	9	-	-	-	-	110	53%	110
		2016	9	6	4	14	12	13	14	14	12	18	4	72	▲	125
	Other Criminally Related Matters	2017	3	-	4	-	4	2	4	-	-	-	-	17	-26%	17
		2016	5	1	4	1	-	6	6	7	3	1	-	23	▼	40
Miscellaneous		2017	49	50	72	32	39	36	33	-	-	-	-	311	-35%	311
		2016	101	105	75	58	56	44	37	53	47	85	88	476	▼	797
Other		2017	4	9	12	6	8	9	7	-	-	-	-	55	224%	55
		2016	6	2	1	1	4	1	2	3	3	4	1	17	▲	34

January 2016 -- July 2017 Filings

Dashboard

Court: Northampton Circuit

Circuit/Court ID: 2 202131

Start/End Date: Jan-16 / Jul-17

Type of Case: Filings

2016 Average Month: 91

2017 Average Month:86


Jan-Jul 2016: 686

Jan-Jul 2017 : 603

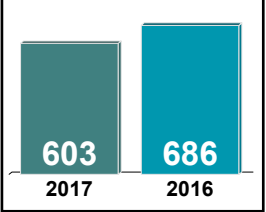
Filings Trending: ▼

Overall AVG. Month: 89

Monthly Filings Summary



Jan --- Jul Filings



Filings by Division																
		Jan	Feb	Mar	Apr	May	Jun	Jul	Aug	Sep	Oct	Nov	Dec	Thru Jul	% Change	Total
Total	2017	86	85	80	64	125	69	94	-	-	-	-	-	603	-12%	603
	2016	107	91	207	53	93	54	81	91	80	76	92	70	686	▼	1,095
Civil	2017	8	5	11	13	9	10	20	-	-	-	-	-	76	15%	76
	2016	7	9	11	11	12	3	13	9	11	9	3	11	66	▲	109
Criminal	2017	64	57	43	39	95	49	66	-	-	-	-	-	413	-15%	413
	2016	76	53	168	27	66	40	57	69	51	44	63	42	487	▼	756
Miscellaneous	2017	14	23	26	12	18	10	8	-	-	-	-	-	111	-16%	111
	2016	24	29	28	15	15	10	11	13	18	23	26	17	132	▼	229
Other	2017	-	-	-	-	3	-	-	-	-	-	-	-	3	200%	3
	2016	-	-	-	-	-	1	-	-	-	-	-	-	1	▲	1

Filings by Division & Case Category																
		Jan	Feb	Mar	Apr	May	Jun	Jul	Aug	Sep	Oct	Nov	Dec	Thru Jul	% Change	Total
Civil	Administrative Law	2017	-	-	-	-	-	-	-	-	-	-	-	0	0	0
		2016	-	-	-	-	-	-	1	-	-	-	-	0	↔	1
	Contested Divorce	2017	1	2	-	1	1	-	-	-	-	-	-	6	-14%	6
		2016	2	1	2	1	1	-	1	1	-	-	-	7	▼	9
	Domestic and Family - Level 1	2017	-	-	-	-	3	1	-	-	-	-	-	4	-43%	4
		2016	-	-	2	3	1	-	3	-	3	-	1	7	▼	14
	Domestic and Family - Level 2	2017	-	-	-	-	-	-	-	-	-	-	-	0	-100%	0
		2016	-	-	-	-	1	-	-	1	-	-	1	1	▼	3
	General Civil - Level 1	2017	-	-	-	2	-	-	-	-	-	-	-	2	2	2
		2016	-	-	-	-	-	-	-	-	-	-	-	0	↔	0
	General Civil - Level 2	2017	3	2	3	4	3	2	-	-	-	-	-	19	73%	19
		2016	-	1	1	-	4	5	2	5	-	1	4	11	▲	23
	General Civil - Level 3	2017	2	-	2	6	3	2	-	-	-	-	-	31	48%	31
		2016	2	4	1	5	3	1	5	1	2	2	3	21	▲	31
Criminal	Probates/Wills & Trusts - Level 1	2017	1	-	-	-	-	-	-	-	-	-	-	1	1	1
		2016	-	-	-	-	-	-	-	-	-	-	1	0	↔	1
	Probates/Wills & Trusts - Level 2	2017	-	-	-	-	1	1	-	-	-	-	-	2	-33%	2
		2016	1	-	1	1	-	-	-	1	-	-	1	3	▼	5
	Protective Orders	2017	-	-	-	-	-	-	-	-	-	-	-	0	0	0
		2016	-	-	-	-	-	-	-	-	1	-	-	0	↔	1
	Uncontested Divorce	2017	1	1	6	-	1	1	-	-	-	-	-	11	-31%	11
		2016	2	3	4	1	3	3	1	1	3	-	-	16	▼	21
	Capital Murder	2017	-	-	-	-	-	-	-	-	-	-	-	0	0	0
		2016	-	-	-	-	-	-	-	-	-	2	-	0	↔	2
Criminal	Felonies and Related Matters	2017	39	11	13	14	51	14	49	-	-	-	-	191	-34%	191
		2016	52	24	148	12	19	12	24	28	15	12	15	291	▼	373
	Misdemeanor	2017	25	25	26	24	30	29	16	-	-	-	-	175	20%	175
		2016	21	26	14	10	36	24	15	37	31	27	40	146	▲	305
	Other Criminally Related Matters	2017	-	21	4	1	14	6	1	-	-	-	-	47	-6%	47
Miscellaneous		2016	3	3	6	5	11	4	18	4	5	5	9	50	▼	76
Other	Miscellaneous	2017	14	23	26	12	18	10	8	-	-	-	-	111	-16%	111
		2016	24	29	28	15	15	10	11	13	18	23	17	132	▼	229
Other		2017	-	-	-	-	3	-	-	-	-	-	-	3	200%	3
		2016	-	-	-	-	-	1	-	-	-	-	-	1	▲	1


January 2016 -- July 2017 Filings

Dashboard

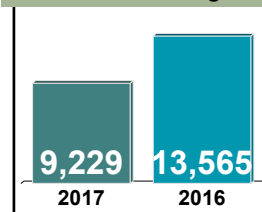
Court: Virginia Beach Circuit
Start/End Date: Jan-16 / Jul-17
2016 Average Month: 1,860
Jan-Jul 2016: 13,565
Filings Trending: ▼

Circuit/Court ID: 2 202810
Type of Case: Filings
2017 Average Month: 1,318
Jan-Jul 2017 : 9,229
Overall AVG. Month: 1,660

Monthly Filings Summary



Jan --- Jul Filings



Filings by Division

		Jan	Feb	Mar	Apr	May	Jun	Jul	Aug	Sep	Oct	Nov	Dec	Thru Jul	% Change	Total
Total	2017	1,100	1,329	1,522	1,130	1,496	1,452	1,200	-	-	-	-	-	9,229	-32%	9,229
	2016	1,822	2,500	2,104	2,177	1,673	1,601	1,688	2,095	1,607	1,756	1,551	1,743	13,565	▼	22,317
Civil	2017	324	322	448	290	379	404	315	-	-	-	-	-	2,482	5%	2,482
	2016	326	341	377	322	338	347	313	412	356	287	320	282	2,364	▲	4,021
Criminal	2017	531	770	755	625	777	762	702	-	-	-	-	-	4,922	9%	4,922
	2016	482	761	715	626	642	673	636	764	609	686	664	632	4,535	▲	7,890
Miscellaneous	2017	164	162	212	142	221	193	169	-	-	-	-	-	1,263	-80%	1,263
	2016	956	1,323	927	1,173	592	516	676	816	549	703	487	743	6,163	▼	9,461
Other	2017	81	75	107	73	119	93	14	-	-	-	-	-	562	12%	562
	2016	58	75	85	56	101	65	63	103	93	80	80	86	503	▲	945

Filings by Division & Case Category

		Jan	Feb	Mar	Apr	May	Jun	Jul	Aug	Sep	Oct	Nov	Dec	Thru Jul	% Change	Total
Civil	Administrative Law	2017	-	2	2	3	2	-	-	-	-	-	-	9	200%	9
		2016	1	1	-	1	-	-	2	4	-	3	1	3	▲	13
	Contested Divorce	2017	28	24	46	30	35	34	29	-	-	-	-	226	0%	226
		2016	33	31	34	31	24	41	31	33	26	38	33	225	▲	385
	Domestic and Family - Level 1	2017	49	53	53	37	44	50	39	-	-	-	-	325	-1%	325
		2016	45	36	48	47	53	53	47	70	75	24	55	329	▼	589
	Domestic and Family - Level 2	2017	12	14	32	14	16	20	9	-	-	-	-	117	7%	117
		2016	11	14	21	17	12	19	15	12	14	8	19	109	▲	171
	General Civil - Level 1	2017	8	2	5	3	3	4	3	-	-	-	-	28	-3%	28
		2016	4	5	2	4	3	5	6	4	-	8	1	29	▼	42
	General Civil - Level 2	2017	72	73	98	62	73	91	63	-	-	-	-	532	17%	532
		2016	57	54	79	56	89	66	53	77	71	64	65	454	▲	798
	General Civil - Level 3	2017	83	70	95	72	89	118	82	-	-	-	-	609	0%	609
		2016	101	95	81	82	72	90	85	115	89	68	71	606	▲	1,029
Criminal	Probates/Wills & Trusts - Level 1	2017	1	-	1	-	1	1	-	-	-	-	-	4	-33%	4
		2016	1	-	1	2	-	-	2	-	1	1	-	6	▼	9
	Probates/Wills & Trusts - Level 2	2017	13	13	19	7	22	18	15	-	-	-	-	107	23%	107
		2016	14	17	14	6	17	12	7	15	12	10	8	87	▲	142
	Protective Orders	2017	-	1	-	-	-	-	-	-	-	-	-	1	-67%	1
		2016	-	-	1	2	-	-	-	-	-	1	1	3	▼	5
	Uncontested Divorce	2017	58	70	97	62	94	68	75	-	-	-	-	524	2%	524
		2016	59	88	96	74	68	61	67	84	64	63	64	513	▲	838
	Felonies and Related Matters	2017	310	441	402	358	448	447	402	-	-	-	-	2,808	13%	2,808
		2016	285	477	366	354	375	349	280	368	310	433	333	2,486	▲	4,290
Miscellaneous	Misdemeanor	2017	188	253	271	214	255	253	245	-	-	-	-	1,679	7%	1,679
		2016	155	228	271	200	213	247	256	257	224	201	253	1,570	▲	2,721
	Other Criminally Related Matters	2017	33	76	82	53	74	62	55	-	-	-	-	435	-9%	435
Other		2016	42	56	78	72	54	77	100	139	75	52	78	479	▼	879
	Miscellaneous	2017	164	162	212	142	221	193	169	-	-	-	-	1,263	-80%	1,263
		2016	956	1,323	927	1,173	592	516	676	816	549	703	487	6,163	▼	9,461
Other		2017	81	75	107	73	119	93	14	-	-	-	-	562	12%	562
		2016	58	75	85	56	101	65	63	103	93	80	80	503	▲	945

January 2016 -- July 2017 Filings

Dashboard

Court: Portsmouth Circuit

Start/End Date: Jan-16 / Jul-17

2016 Average Month: 743

Jan-Jul 2016: 5,345

Filings Trending: ▼

Circuit/Court ID: 3 203740

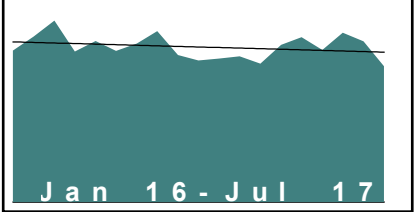
Type of Case: Filings

2017 Average Month:735

Jan-Jul 2017 : 5,147

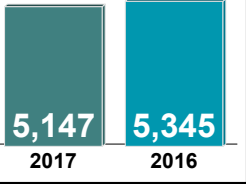
Overall AVG. Month: 740

Monthly Filings Summary



Jan 16 - Jul 17

Jan --- Jul Filings



5,147 5,345

2017 2016

Filings by Division																
		Jan	Feb	Mar	Apr	May	Jun	Jul	Aug	Sep	Oct	Nov	Dec	Thru Jul	% Change	Total
Total	2017	660	750	787	726	808	767	649	-	-	-	-	-	5,147	-4%	5,147
	2016	723	790	866	718	769	722	757	816	702	676	685	696	5,345	▼	8,920
Civil	2017	132	191	170	184	221	162	175	-	-	-	-	-	1,235	13%	1,235
	2016	93	137	197	156	162	182	167	153	166	139	122	142	1,094	▲	1,816
Criminal	2017	257	259	311	311	326	293	211	-	-	-	-	-	1,968	-19%	1,968
	2016	355	384	374	285	365	290	367	344	316	295	335	290	2,420	▼	4,000
Miscellaneous	2017	215	213	221	181	187	213	195	-	-	-	-	-	1,425	3%	1,425
	2016	220	211	223	197	177	193	165	259	156	202	173	219	1,386	▲	2,395
Other	2017	56	87	85	50	74	99	68	-	-	-	-	-	519	17%	519
	2016	55	58	72	80	65	57	58	60	64	40	55	45	445	▲	709

Filings by Division & Case Category																	
			Jan	Feb	Mar	Apr	May	Jun	Jul	Aug	Sep	Oct	Nov	Dec	Thru Jul	% Change	Total
Civil	Administrative Law	2017	1	-	-	-	1	1	1	-	-	-	-	-	4	100%	4
		2016	-	-	-	-	-	-	2	1	3	-	-	-	2	▲	6
	Contested Divorce	2017	11	11	11	8	8	6	5	-	-	-	-	-	60	-17%	60
		2016	7	12	18	9	9	13	4	11	10	18	5	7	72	▼	123
	Domestic and Family - Level 1	2017	2	25	7	6	14	11	9	-	-	-	-	-	74	37%	74
		2016	1	11	10	5	12	10	5	17	9	7	17	8	54	▲	112
	Domestic and Family - Level 2	2017	4	3	4	11	5	4	2	-	-	-	-	-	33	94%	33
		2016	3	-	6	2	2	2	2	5	4	1	-	-	17	▲	27
	General Civil - Level 1	2017	1	4	3	1	2	2	1	-	-	-	-	-	14	17%	14
		2016	2	2	2	1	-	2	3	2	2	2	-	2	12	▲	20
	General Civil - Level 2	2017	22	28	21	15	28	20	24	-	-	-	-	-	158	25%	158
		2016	13	24	18	22	17	17	15	18	14	17	21	26	126	▲	222
	General Civil - Level 3	2017	72	95	89	114	138	90	108	-	-	-	-	-	706	16%	706
		2016	49	63	105	84	94	99	116	68	100	72	48	78	610	▲	976
Probates/Wills & Trusts - Level 1	2017	-	1	-	-	-	-	-	-	-	-	-	-	1	1	1	
	2016	-	-	-	-	-	-	-	-	-	-	1	-	0	↔	1	
Probates/Wills & Trusts - Level 2	2017	2	4	5	7	6	4	5	-	-	-	-	-	33	27%	33	
	2016	3	5	3	5	2	7	1	6	6	6	2	4	26	▲	50	
Protective Orders	2017	2	-	1	1	5	2	2	-	-	-	-	-	13	18%	13	
	2016	-	-	4	3	2	2	-	3	2	2	4	2	11	▲	24	
Uncontested Divorce	2017	15	20	29	21	14	22	18	-	-	-	-	-	139	-15%	139	
	2016	15	20	31	25	24	30	19	22	16	14	24	15	164	▼	255	
Criminal	Capital Murder	2017	-	-	-	-	-	-	-	-	-	-	-	-	0	0	0
		2016	-	-	-	-	-	-	-	-	-	-	-	1	0	↔	1
	Felonies and Related Matters	2017	189	165	209	224	209	184	119	-	-	-	-	-	1,299	-18%	1,299
		2016	239	255	230	186	250	190	239	216	194	217	201	184	1,589	▼	2,601
	Misdemeanor	2017	56	71	73	72	91	80	62	-	-	-	-	-	505	-18%	505
		2016	86	96	106	63	94	75	95	103	90	65	75	74	615	▼	1,022
	Other Criminally Related Matters	2017	12	23	29	15	26	29	30	-	-	-	-	-	164	-24%	164
2016		30	33	38	36	21	25	33	25	32	13	59	31	216	▼	376	
Miscellaneous		2017	215	213	221	181	187	213	195	-	-	-	-	-	1,425	3%	1,425
		2016	220	211	223	197	177	193	165	259	156	202	173	219	1,386	▲	2,395
Other		2017	56	87	85	50	74	99	68	-	-	-	-	-	519	17%	519
		2016	55	58	72	80	65	57	58	60	64	40	55	45	445	▲	709

January 2016 -- July 2017 Filings

Dashboard

Court: Norfolk Circuit

Start/End Date: Jan-16 / Jul-17

2016 Average Month: 2,039

Jan-Jul 2016: 14,697

Filings Trending: ▼

Circuit/Court ID: 4 204710

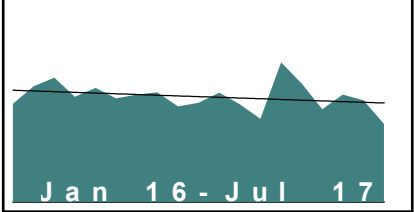
Type of Case: Filings

2017 Average Month:1,969

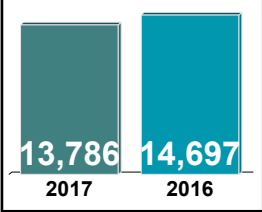
Jan-Jul 2017 : 13,786

Overall AVG. Month: 2,013

Monthly Filings Summary



Jan --- Jul Filings



Filings by Division																
		Jan	Feb	Mar	Apr	May	Jun	Jul	Aug	Sep	Oct	Nov	Dec	Thru Jul	% Change	Total
Total	2017	1,590	2,670	2,266	1,771	2,055	1,944	1,490	-	-	-	-	-	13,786	-6%	13,786
	2016	1,878	2,211	2,377	2,011	2,183	1,982	2,055	2,094	1,825	1,893	2,089	1,872	14,697	▼	24,470
Civil	2017	466	662	613	505	477	451	348	-	-	-	-	-	3,522	-7%	3,522
	2016	468	577	585	560	571	500	510	494	502	510	471	417	3,771	▼	6,165
Criminal	2017	458	631	803	569	652	631	567	-	-	-	-	-	4,311	-10%	4,311
	2016	628	632	771	664	719	706	694	604	621	606	678	664	4,814	▼	7,987
Miscellaneous	2017	539	1,252	705	582	815	686	475	-	-	-	-	-	5,054	1%	5,054
	2016	663	733	880	635	752	626	704	806	542	661	825	708	4,993	▲	8,535
Other	2017	127	125	145	115	111	176	100	-	-	-	-	-	899	-20%	899
	2016	119	269	141	152	141	150	147	190	160	116	115	83	1,119	▼	1,783

Filings by Division & Case Category																	
			Jan	Feb	Mar	Apr	May	Jun	Jul	Aug	Sep	Oct	Nov	Dec	Thru Jul	% Change	Total
Civil	Administrative Law	2017	-	3	1	3	-	-	1	-	-	-	-	-	8	14%	8
		2016	2	1	-	2	1	1	-	2	2	-	6	1	7	▲	18
	Contested Divorce	2017	102	120	126	104	97	84	64	-	-	-	-	-	697	-12%	697
		2016	94	115	116	127	126	112	103	107	105	99	96	95	793	▼	1,295
	Domestic and Family - Level 1	2017	30	35	37	47	31	44	24	-	-	-	-	-	248	0%	248
		2016	22	42	47	30	48	26	32	24	43	21	25	20	247	▲	380
	Domestic and Family - Level 2	2017	18	29	19	18	17	22	10	-	-	-	-	-	133	-14%	133
		2016	24	24	20	16	42	18	10	22	20	26	27	12	154	▼	261
	General Civil - Level 1	2017	5	2	5	1	7	7	2	-	-	-	-	-	29	21%	29
		2016	3	6	4	2	4	3	2	7	5	4	4	7	24	▲	51
	General Civil - Level 2	2017	48	53	75	44	57	59	50	-	-	-	-	-	386	0%	386
		2016	51	65	55	57	55	52	50	41	41	55	38	37	385	▲	597
	General Civil - Level 3	2017	53	131	60	38	56	37	42	-	-	-	-	-	417	37%	417
		2016	34	44	38	41	53	47	47	57	38	50	36	32	304	▲	517
Probates/Wills & Trusts - Level 1	2017	-	3	-	-	1	-	-	-	-	-	-	-	4	33%	4	
	2016	-	1	1	1	-	-	-	-	-	1	-	-	3	▲	4	
Probates/Wills & Trusts - Level 2	2017	11	30	18	13	10	13	16	-	-	-	-	-	111	21%	111	
	2016	14	17	16	18	7	10	10	13	12	13	22	7	92	▲	159	
Protective Orders	2017	-	-	1	1	-	-	-	-	-	-	-	-	2	0%	2	
	2016	1	1	-	-	-	-	-	-	-	2	1	-	2	↔	5	
Uncontested Divorce	2017	199	256	271	236	201	185	139	-	-	-	-	-	1,487	-16%	1,487	
	2016	223	261	288	266	235	231	256	221	236	239	216	206	1,760	▼	2,878	
Criminal	Capital Murder	2017	-	-	-	-	-	-	-	-	-	-	-	-	0	-100%	0
		2016	1	-	-	2	-	-	-	-	-	-	-	-	3	▼	3
	Felonies and Related Matters	2017	300	417	558	367	461	395	369	-	-	-	-	-	2,867	-10%	2,867
		2016	432	422	487	432	505	461	446	401	401	391	422	475	3,185	▼	5,275
	Misdemeanor	2017	107	137	147	125	123	151	121	-	-	-	-	-	911	-6%	911
		2016	120	122	186	138	124	128	151	137	121	145	163	110	969	▼	1,645
	Other Criminally Related Matters	2017	51	77	98	77	68	85	77	-	-	-	-	-	533	-19%	533
		2016	75	88	98	92	90	117	97	66	99	70	93	79	657	▼	1,064
	Miscellaneous	2017	539	1,252	705	582	815	686	475	-	-	-	-	-	5,054	1%	5,054
		2016	663	733	880	635	752	626	704	806	542	661	825	708	4,993	▲	8,535
Other	2017	127	125	145	115	111	176	100	-	-	-	-	-	899	-20%	899	
	2016	119	269	141	152	141	150	147	190	160	116	115	83	1,119	▼	1,783	


January 2016 -- July 2017 Filings

Dashboard

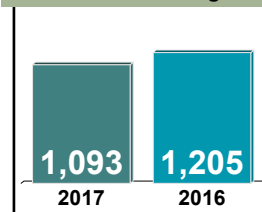
Court: Isle of Wight Circuit
 Start/End Date: Jan-16 / Jul-17
 2016 Average Month: 164
 Jan-Jul 2016: 1,205
 Filings Trending: ▼

Circuit/Court ID: 5 205093
 Type of Case: Filings
 2017 Average Month: 156
 Jan-Jul 2017 : 1,093
 Overall AVG. Month: 161

Monthly Filings Summary



Jan --- Jul Filings



Filings by Division

		Jan	Feb	Mar	Apr	May	Jun	Jul	Aug	Sep	Oct	Nov	Dec	Thru Jul	% Change	Total
Total	2017	153	127	208	139	138	195	133	-	-	-	-	-	1,093	-9%	1,093
	2016	238	207	167	172	107	163	151	127	161	132	176	171	1,205	▼	1,972
Civil	2017	12	21	27	20	21	19	30	-	-	-	-	-	150	-1%	150
	2016	17	32	27	20	20	20	15	33	15	25	20	19	151	▼	263
Criminal	2017	42	9	88	61	41	93	20	-	-	-	-	-	354	-17%	354
	2016	95	52	32	89	32	72	57	27	92	33	65	72	429	▼	718
Miscellaneous	2017	87	94	88	54	75	81	82	-	-	-	-	-	561	-1%	561
	2016	115	117	95	58	48	65	70	54	47	68	81	80	568	▼	898
Other	2017	12	3	5	4	1	2	1	-	-	-	-	-	28	-51%	28
	2016	11	6	13	5	7	6	9	13	7	6	10	-	57	▼	93

Filings by Division & Case Category

		Jan	Feb	Mar	Apr	May	Jun	Jul	Aug	Sep	Oct	Nov	Dec	Thru Jul	% Change	Total
Civil	Administrative Law	2017	-	-	-	1	-	-	-	-	-	-	-	1	-67%	1
		2016	-	-	3	-	-	-	1	-	-	1	-	3	▼	5
	Contested Divorce	2017	2	3	2	1	2	4	-	-	-	-	-	16	-36%	16
		2016	3	3	7	3	2	4	2	1	2	2	2	25	▼	34
	Domestic and Family - Level 1	2017	-	1	2	3	2	3	-	-	-	-	-	13	-35%	13
		2016	-	9	5	4	-	2	1	1	3	1	1	20	▼	27
	Domestic and Family - Level 2	2017	-	2	1	2	1	4	-	-	-	-	-	12	33%	12
		2016	1	2	1	1	1	2	3	-	1	-	1	9	▲	14
	General Civil - Level 1	2017	-	1	-	-	-	-	-	-	-	-	-	1	1	1
		2016	-	-	-	-	-	-	1	1	-	-	-	0	↔	2
	General Civil - Level 2	2017	4	4	10	4	4	7	-	-	-	-	-	37	48%	37
		2016	5	4	3	2	6	3	9	1	10	5	7	25	▲	57
Criminal	General Civil - Level 3	2017	1	1	2	1	1	-	5	-	-	-	-	11	-21%	11
		2016	2	2	2	2	4	-	3	2	2	1	3	14	▼	25
	Probates/Wills & Trusts - Level 2	2017	-	1	2	-	1	1	-	-	-	-	-	5	-29%	5
		2016	-	3	-	1	1	2	2	1	1	3	-	7	▼	14
	Uncontested Divorce	2017	5	8	8	9	9	9	-	-	-	-	-	54	13%	54
		2016	6	9	6	7	6	6	11	8	6	7	5	48	▲	85
	Felonies and Related Matters	2017	34	6	57	44	28	65	16	-	-	-	-	250	-26%	250
		2016	89	28	18	81	17	59	48	18	76	18	53	340	▼	567
	Misdemeanor	2017	6	1	21	12	2	17	3	-	-	-	-	62	35%	62
		2016	4	7	9	5	6	9	6	5	7	5	10	46	▲	79
	Other Criminally Related Matters	2017	2	2	10	5	11	11	1	-	-	-	-	42	-2%	42
		2016	2	17	5	3	9	4	3	4	9	10	2	43	▼	72
Miscellaneous		2017	87	94	88	54	75	81	82	-	-	-	-	561	-1%	561
		2016	115	117	95	58	48	65	70	54	47	68	81	568	▼	898
Other		2017	12	3	5	4	1	2	1	-	-	-	-	28	-51%	28
		2016	11	6	13	5	7	6	9	13	7	6	10	57	▼	93

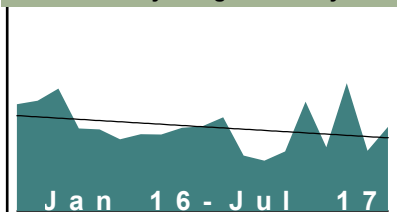
January 2016 -- July 2017 Filings

Dashboard

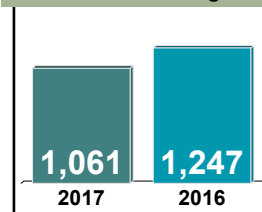
Court: Southampton Circuit
 Start/End Date: Jan-16 / Jul-17
 2016 Average Month: 167
 Jan-Jul 2016: 1,247
 Filings Trending: ▼

Circuit/Court ID: 5 205175
 Type of Case: Filings
 2017 Average Month: 152
 Jan-Jul 2017 : 1,061
 Overall AVG. Month: 161

Monthly Filings Summary



Jan --- Jul Filings



Filings by Division

		Jan	Feb	Mar	Apr	May	Jun	Jul	Aug	Sep	Oct	Nov	Dec	Thru Jul	% Change	Total
Total	2017	96	114	209	122	244	115	161	-	-	-	-	-	1,061	-15%	1,061
	2016	204	211	234	158	156	137	147	146	159	162	179	106	1,247	▼	1,999
Civil	2017	20	14	16	21	24	24	18	-	-	-	-	-	137	-9%	137
	2016	14	44	25	15	13	19	21	18	14	17	11	8	151	▼	219
Criminal	2017	28	39	122	42	151	53	98	-	-	-	-	-	533	-16%	533
	2016	101	81	139	78	103	69	66	68	91	96	117	53	637	▼	1,062
Miscellaneous	2017	44	51	56	44	56	30	43	-	-	-	-	-	324	-20%	324
	2016	76	78	67	57	34	36	55	55	44	44	44	38	403	▼	628
Other	2017	4	10	15	15	13	8	2	-	-	-	-	-	67	20%	67
	2016	13	8	3	8	6	13	5	5	10	5	7	7	56	▲	90

Filings by Division & Case Category

		Jan	Feb	Mar	Apr	May	Jun	Jul	Aug	Sep	Oct	Nov	Dec	Thru Jul	% Change	Total
Civil	Administrative Law	2017	-	-	-	-	-	-	-	-	-	-	-	0	-100%	0
		2016	-	1	-	-	1	-	-	-	-	-	-	2	▼	2
	Contested Divorce	2017	2	2	-	-	4	1	-	-	-	-	-	11	-54%	11
		2016	1	6	7	3	2	2	2	3	2	3	1	24	▼	35
	Domestic and Family - Level 1	2017	3	3	-	1	4	2	-	-	-	-	-	15	275%	15
		2016	-	-	1	-	-	1	-	-	-	-	-	4	▲	4
	Domestic and Family - Level 2	2017	1	-	-	-	3	1	-	-	-	-	-	6	-63%	6
		2016	-	16	-	-	-	-	-	-	-	-	-	16	▼	16
	General Civil - Level 1	2017	-	-	1	2	-	-	-	-	-	-	-	3	3	3
		2016	-	-	-	-	-	-	-	1	-	-	-	0	↔	1
	General Civil - Level 2	2017	6	3	6	7	3	9	-	-	-	-	-	37	3%	37
		2016	3	8	7	2	4	6	5	2	7	2	4	36	▲	56
	General Civil - Level 3	2017	3	4	4	1	5	2	-	-	-	-	-	24	0%	24
		2016	3	10	3	2	1	3	7	1	-	3	1	24	↔	36
Criminal	Probates/Wills & Trusts - Level 2	2017	-	-	-	-	-	-	-	-	-	-	-	0	0	0
		2016	-	-	-	-	-	-	1	-	-	1	-	0	↔	2
	Protective Orders	2017	-	-	-	-	1	-	-	-	-	-	-	1	0%	1
		2016	-	-	1	-	-	-	-	-	-	-	-	1	↔	1
	Uncontested Divorce	2017	5	2	5	10	5	6	-	-	-	-	-	40	-9%	40
		2016	7	3	6	8	5	7	3	7	8	2	2	44	▼	66
	Felonies and Related Matters	2017	21	24	78	27	109	36	-	-	-	-	-	364	-20%	364
		2016	70	62	105	64	57	48	56	69	88	101	34	456	▼	804
	Misdemeanor	2017	2	13	23	8	23	10	-	-	-	-	-	97	-23%	97
Miscellaneous		2016	22	11	21	11	37	14	8	12	7	8	11	126	▼	172
	Other Criminally Related Matters	2017	5	2	21	7	19	7	-	-	-	-	-	72	31%	72
		2016	9	8	13	3	9	7	4	10	1	8	8	55	▲	86
	Miscellaneous	2017	44	51	56	44	56	30	-	-	-	-	-	324	-20%	324
		2016	76	78	67	57	34	36	55	44	44	44	38	403	▼	628
	Other	2017	4	10	15	15	13	8	-	-	-	-	-	67	20%	67
		2016	13	8	3	8	6	13	5	5	10	5	7	56	▲	90


January 2016 -- July 2017 Filings

Dashboard

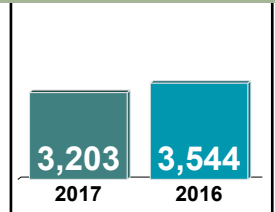
Court: Suffolk Circuit
 Start/End Date: Jan-16 / Jul-17
 2016 Average Month: 474
 Jan-Jul 2016: 3,544
 Filings Trending: ▼

Circuit/Court ID: 5 205800
 Type of Case: Filings
 2017 Average Month: 458
 Jan-Jul 2017 : 3,203
 Overall AVG. Month: 468

Monthly Filings Summary



Jan --- Jul Filings



Filings by Division

		Jan	Feb	Mar	Apr	May	Jun	Jul	Aug	Sep	Oct	Nov	Dec	Thru Jul	% Change	Total
Total	2017	413	464	492	442	435	379	578	-	-	-	-	-	3,203	-10%	3,203
	2016	503	509	565	486	474	539	468	417	433	350	496	448	3,544	▼	5,688
Civil	2017	68	61	74	61	61	61	63	-	-	-	-	-	449	1%	449
	2016	50	65	69	52	62	81	64	70	57	61	63	62	443	▲	756
Criminal	2017	199	231	224	250	240	155	332	-	-	-	-	-	1,631	-15%	1,631
	2016	251	258	301	294	267	295	242	191	236	146	282	204	1,908	▼	2,967
Miscellaneous	2017	144	171	191	126	134	162	135	-	-	-	-	-	1,063	-10%	1,063
	2016	201	186	194	138	144	162	161	155	136	142	149	181	1,186	▼	1,949
Other	2017	2	1	3	5	-	1	48	-	-	-	-	-	60	757%	60
	2016	1	-	1	2	1	1	1	1	4	1	2	1	7	▲	16

Filings by Division & Case Category

		Jan	Feb	Mar	Apr	May	Jun	Jul	Aug	Sep	Oct	Nov	Dec	Thru Jul	% Change	Total
Civil	Administrative Law 2017	-	-	-	1	-	-	-	-	-	-	-	-	1	-50%	1
	2016	1	-	-	1	-	-	-	1	2	-	-	-	2	▼	5
	Contested Divorce 2017	7	10	10	7	4	6	8	-	-	-	-	-	52	16%	52
	2016	4	6	10	7	4	6	8	7	4	5	12	5	45	▲	78
	Domestic and Family - Level 1 2017	6	3	-	4	3	5	-	-	-	-	-	-	21	-40%	21
	2016	1	10	3	3	3	7	8	4	1	2	1	5	35	▼	48
	Domestic and Family - Level 2 2017	11	5	12	9	7	3	11	-	-	-	-	-	58	21%	58
	2016	8	3	6	6	8	10	7	8	7	6	6	7	48	▲	82
	General Civil - Level 1 2017	1	1	1	-	1	2	-	-	-	-	-	-	6	100%	6
	2016	-	-	1	-	-	2	-	1	1	1	-	1	3	▲	7
	General Civil - Level 2 2017	12	16	20	16	12	13	14	-	-	-	-	-	103	-10%	103
	2016	13	17	14	13	20	21	16	19	10	17	13	8	114	▼	181
Criminal	General Civil - Level 3 2017	9	9	4	5	5	8	7	-	-	-	-	-	47	-11%	47
	2016	7	3	6	5	6	14	12	9	12	5	9	15	53	▼	103
	Probates/Wills & Trusts - Level 1 2017	-	-	1	-	-	-	2	-	-	-	-	-	3	200%	3
	2016	1	-	-	-	-	-	-	-	-	-	-	1	1	▲	2
	Probates/Wills & Trusts - Level 2 2017	4	2	4	-	3	1	3	-	-	-	-	-	17	13%	17
	2016	1	4	1	2	2	5	-	1	-	3	2	4	15	▲	25
	Uncontested Divorce 2017	18	15	22	19	26	23	18	-	-	-	-	-	141	11%	141
	2016	14	22	28	15	19	16	13	20	20	22	20	16	127	▲	225
	Capital Murder 2017	-	-	-	-	-	-	-	-	-	-	-	-	0	-100%	0
	2016	-	-	4	-	1	-	-	-	-	-	-	-	5	▼	5
	Felonies and Related Matters 2017	126	178	140	179	158	107	225	-	-	-	-	-	1,113	-19%	1,113
	2016	163	186	195	212	205	235	175	132	184	91	213	156	1,371	▼	2,147
Miscellaneous	Misdemeanor 2017	68	49	75	63	75	39	89	-	-	-	-	-	458	-6%	458
	2016	85	69	95	72	54	52	58	53	48	45	57	45	485	▼	733
	Other Criminally Related Matters 2017	5	4	9	8	7	9	18	-	-	-	-	-	60	28%	60
	2016	3	3	7	10	7	8	9	6	4	10	12	3	47	▲	82
	Miscellaneous 2017	144	171	191	126	134	162	135	-	-	-	-	-	1,063	-10%	1,063
	2016	201	186	194	138	144	162	161	155	136	142	149	181	1,186	▼	1,949
	Other 2017	2	1	3	5	-	1	48	-	-	-	-	-	60	757%	60
	2016	1	-	1	2	1	1	1	1	4	1	2	1	7	▲	16


January 2016 -- July 2017 Filings

Dashboard

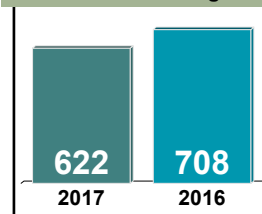
Court: Brunswick Circuit
 Start/End Date: Jan-16 / Jul-17
 2016 Average Month: 96
 Jan-Jul 2016: 708
 Filings Trending: ▼

Circuit/Court ID: 6 206025
 Type of Case: Filings
 2017 Average Month: 89
 Jan-Jul 2017 : 622
 Overall AVG. Month: 93

Monthly Filings Summary



Jan --- Jul Filings



Filings by Division

		Jan	Feb	Mar	Apr	May	Jun	Jul	Aug	Sep	Oct	Nov	Dec	Thru Jul	% Change	Total
Total	2017	52	116	58	142	104	104	46	-	-	-	-	-	622	-12%	622
	2016	70	146	103	143	40	163	43	88	89	72	56	141	708	▼	1,154
Civil	2017	9	7	17	7	6	6	4	-	-	-	-	-	56	33%	56
	2016	5	4	13	3	5	4	8	4	6	4	7	7	42	▲	70
Criminal	2017	12	90	10	111	83	77	5	-	-	-	-	-	388	-16%	388
	2016	31	105	53	116	14	134	10	60	65	50	26	115	463	▼	779
Miscellaneous	2017	31	19	31	24	15	21	37	-	-	-	-	-	178	-9%	178
	2016	34	37	37	24	20	25	19	24	18	18	23	19	196	▼	298
Other	2017	-	-	-	-	-	-	-	-	-	-	-	-	0	-100%	0
	2016	-	-	-	-	1	-	6	-	-	-	-	-	7	▼	7

Filings by Division & Case Category

		Jan	Feb	Mar	Apr	May	Jun	Jul	Aug	Sep	Oct	Nov	Dec	Thru Jul	% Change	Total
Civil	Administrative Law	2017	-	-	-	1	-	-	-	-	-	-	-	1	1	1
		2016	-	-	-	-	-	-	-	-	-	-	-	0	↔	0
	Contested Divorce	2017	1	-	3	-	1	1	-	-	-	-	-	6	-14%	6
		2016	1	-	1	1	1	2	1	1	2	-	-	7	▼	10
	Domestic and Family - Level 1	2017	-	1	-	-	-	-	-	-	-	-	-	1	1	1
		2016	-	-	-	-	-	-	-	-	-	-	1	0	↔	1
	Domestic and Family - Level 2	2017	-	1	-	-	-	-	-	-	-	-	-	1	0%	1
		2016	-	-	1	-	-	-	-	-	-	-	1	1	↔	2
	General Civil - Level 1	2017	-	-	-	-	-	-	-	-	-	-	-	0	-100%	0
		2016	-	-	-	-	-	1	-	-	-	-	-	1	▼	1
	General Civil - Level 2	2017	2	2	1	3	2	3	1	-	-	-	-	14	75%	14
		2016	2	1	2	1	-	2	2	1	-	2	4	8	▲	17
Criminal	General Civil - Level 3	2017	3	-	5	2	2	2	-	-	-	-	-	16	220%	16
		2016	1	1	-	1	2	-	-	3	1	-	-	5	▲	9
	Probates/Wills & Trusts - Level 2	2017	-	-	5	-	-	-	-	-	-	-	-	5	400%	5
		2016	-	-	-	-	1	-	-	-	-	1	-	1	▲	2
	Uncontested Divorce	2017	3	3	3	1	1	-	1	-	-	-	-	12	-37%	12
		2016	1	2	9	-	2	1	4	1	2	1	4	19	▼	28
	Felonies and Related Matters	2017	8	46	10	59	51	47	4	-	-	-	-	225	-3%	225
		2016	13	40	45	75	3	49	8	28	37	29	12	233	▼	421
	Misdemeanor	2017	4	34	-	40	27	24	1	-	-	-	-	130	-36%	130
		2016	16	54	8	34	7	82	2	26	17	19	13	203	▼	307
	Other Criminally Related Matters	2017	-	10	-	12	5	6	-	-	-	-	-	33	22%	33
		2016	2	11	-	7	4	3	-	6	11	2	1	27	▲	51
Miscellaneous		2017	31	19	31	24	15	21	37	-	-	-	-	178	-9%	178
		2016	34	37	37	24	20	25	19	24	18	23	19	196	▼	298
Other		2017	-	-	-	-	-	-	-	-	-	-	-	0	-100%	0
		2016	-	-	-	-	1	-	6	-	-	-	-	7	▼	7

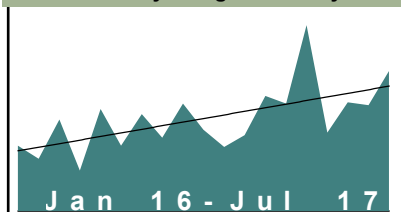
January 2016 -- July 2017 Filings

Dashboard

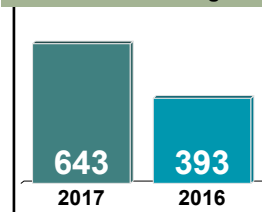
Court: Greenville Circuit
 Start/End Date: Jan-16 / Jul-17
 2016 Average Month: 58
 Jan-Jul 2016: 393
 Filings Trending: ▲

Circuit/Court ID: 6 206081
 Type of Case: Filings
 2017 Average Month: 92
 Jan-Jul 2017 : 643
 Overall AVG. Month: 71

Monthly Filings Summary



Jan --- Jul Filings



Filings by Division

		Jan	Feb	Mar	Apr	May	Jun	Jul	Aug	Sep	Oct	Nov	Dec	Thru Jul	% Change	Total
Total	2017	88	82	142	60	83	81	107	-	-	-	-	-	643	64%	643
	2016	50	40	70	31	78	50	74	56	82	62	49	58	393	▲	700
Civil	2017	12	13	13	25	21	21	12	-	-	-	-	-	117	9%	117
	2016	15	15	21	8	12	18	18	18	9	10	16	16	107	▲	176
Criminal	2017	61	59	98	25	47	43	66	-	-	-	-	-	399	62%	399
	2016	29	21	44	17	61	24	50	33	68	48	31	37	246	▲	463
Miscellaneous	2017	3	3	8	6	4	10	24	-	-	-	-	-	58	49%	58
	2016	6	4	5	6	5	8	5	4	5	4	2	4	39	▲	58
Other	2017	12	7	23	4	11	7	5	-	-	-	-	-	69	6,800%	69
	2016	-	-	-	-	-	-	1	1	-	-	-	1	1	▲	3

Filings by Division & Case Category

		Jan	Feb	Mar	Apr	May	Jun	Jul	Aug	Sep	Oct	Nov	Dec	Thru Jul	% Change	Total
Civil	Administrative Law	2017	1	-	1	1	2	-	-	-	-	-	-	5	5	5
		2016	-	-	-	-	-	-	-	-	-	-	-	0	↔	0
	Contested Divorce	2017	3	3	1	1	3	-	1	-	-	-	-	12	9%	12
		2016	3	3	-	-	2	1	2	3	1	3	1	11	▲	20
	Domestic and Family - Level 1	2017	-	1	4	3	-	-	-	-	-	-	-	8	-33%	8
		2016	3	-	2	1	2	4	-	4	-	2	-	12	▼	18
	Domestic and Family - Level 2	2017	-	-	-	1	-	1	-	-	-	-	-	2	-50%	2
		2016	-	-	4	-	-	-	3	-	-	-	-	4	▼	7
	General Civil - Level 1	2017	-	1	-	1	-	-	-	-	-	-	-	2	-67%	2
		2016	-	2	-	-	1	2	1	-	-	-	-	6	▼	6
	General Civil - Level 2	2017	2	1	4	3	6	8	5	-	-	-	-	29	4%	29
		2016	2	6	4	1	4	5	6	4	2	5	5	28	▲	49
Criminal	General Civil - Level 3	2017	3	3	1	12	7	7	2	-	-	-	-	35	52%	35
		2016	5	2	5	2	3	4	2	-	2	4	4	23	▲	33
	Probates/Wills & Trusts - Level 2	2017	-	-	-	-	1	1	2	-	-	-	-	4	300%	4
		2016	-	-	-	-	1	-	-	3	-	1	2	1	▲	7
	Uncontested Divorce	2017	3	4	2	3	2	4	2	-	-	-	-	20	-9%	20
		2016	2	2	6	4	-	1	7	3	1	3	4	22	▼	36
	Capital Murder	2017	-	-	-	-	-	5	-	-	-	-	-	5	400%	5
		2016	-	-	-	-	1	-	-	-	-	-	-	1	▲	1
	Felonies and Related Matters	2017	50	37	67	14	29	32	45	-	-	-	-	274	61%	274
		2016	23	11	31	10	52	13	30	15	45	40	19	170	▲	308
	Misdemeanor	2017	9	21	29	9	17	9	14	-	-	-	-	108	83%	108
		2016	6	6	12	7	6	9	13	12	22	7	10	59	▲	125
Miscellaneous	Other Criminally Related Matters	2017	2	1	2	2	1	2	2	-	-	-	-	12	-25%	12
		2016	-	4	1	-	2	2	7	6	1	2	3	16	▼	29
Other	Miscellaneous	2017	3	3	8	6	4	10	24	-	-	-	-	58	49%	58
		2016	6	4	5	6	5	8	5	4	5	4	2	39	▲	58
Other	Other	2017	12	7	23	4	11	7	5	-	-	-	-	69	6,800%	69
		2016	-	-	-	-	-	-	1	1	-	-	1	1	▲	3


January 2016 -- July 2017 Filings

Dashboard

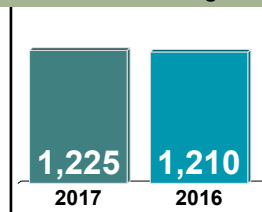
Court: Prince George Circuit
 Start/End Date: Jan-16 / Jul-17
 2016 Average Month: 167
 Jan-Jul 2016: 1,210
 Filings Trending: ↔

Circuit/Court ID: 6 206149
 Type of Case: Filings
 2017 Average Month: 175
 Jan-Jul 2017 : 1,225
 Overall AVG. Month: 170

Monthly Filings Summary



Jan --- Jul Filings



Filings by Division

		Jan	Feb	Mar	Apr	May	Jun	Jul	Aug	Sep	Oct	Nov	Dec	Thru Jul	% Change	Total
Total	2017	159	156	245	153	203	195	114	-	-	-	-	-	1,225	1%	1,225
	2016	181	197	233	133	170	155	141	114	178	138	211	149	1,210	▲	2,000
Civil	2017	17	14	30	26	39	28	17	-	-	-	-	-	171	7%	171
	2016	21	26	28	19	26	21	19	14	22	17	32	12	160	▲	257
Criminal	2017	58	70	128	50	87	103	33	-	-	-	-	-	529	25%	529
	2016	72	52	68	33	90	53	55	36	96	60	114	70	423	▲	799
Miscellaneous	2017	83	71	86	77	77	62	62	-	-	-	-	-	518	-17%	518
	2016	87	117	137	81	53	81	67	64	59	61	64	67	623	▼	938
Other	2017	1	1	1	-	-	2	2	-	-	-	-	-	7	75%	7
	2016	1	2	-	-	1	-	-	-	1	-	1	-	4	▲	6

Filings by Division & Case Category

		Jan	Feb	Mar	Apr	May	Jun	Jul	Aug	Sep	Oct	Nov	Dec	Thru Jul	% Change	Total
Civil	Administrative Law	2017	-	-	1	2	-	1	-	-	-	-	-	4	4	4
		2016	-	-	-	-	-	-	-	-	-	-	-	0	↔	0
	Contested Divorce	2017	3	-	8	1	3	6	5	-	-	-	-	26	-4%	26
		2016	5	7	7	2	4	1	4	4	3	4	2	27	▼	44
	Domestic and Family - Level 1	2017	7	1	4	2	11	1	1	-	-	-	-	27	-4%	27
		2016	6	6	5	2	6	2	1	4	-	21	1	28	▼	54
	Domestic and Family - Level 2	2017	-	1	-	1	2	5	-	-	-	-	-	9	0%	9
		2016	3	-	4	1	-	1	2	-	-	-	-	9	↔	11
	General Civil - Level 2	2017	1	3	4	1	4	5	1	-	-	-	-	19	-5%	19
		2016	2	4	3	4	-	4	3	5	3	4	3	20	▼	38
	General Civil - Level 3	2017	1	1	1	5	1	1	-	-	-	-	-	10	43%	10
		2016	-	1	2	-	1	2	1	1	2	-	3	7	▲	13
	Probates/Wills & Trusts - Level 1	2017	-	-	-	-	-	-	-	-	-	-	-	0	0	0
		2016	-	-	-	-	-	-	-	-	1	-	-	0	↔	1
Criminal	Probates/Wills & Trusts - Level 2	2017	1	-	-	1	1	2	2	-	-	-	-	7	0%	7
		2016	-	1	-	1	-	1	4	-	-	-	-	7	↔	7
	Protective Orders	2017	-	-	-	-	-	-	-	-	-	-	-	0	0	0
		2016	-	-	-	-	-	-	-	-	-	-	1	0	↔	1
	Uncontested Divorce	2017	4	8	12	13	17	7	8	-	-	-	-	69	11%	69
		2016	5	7	7	9	15	11	8	4	7	10	3	62	▲	88
	Capital Murder	2017	-	-	-	-	-	-	-	-	-	-	-	0	-100%	0
		2016	-	-	1	-	-	-	-	-	-	-	-	1	▼	1
	Felonies and Related Matters	2017	30	51	113	30	55	82	26	-	-	-	-	387	23%	387
		2016	63	37	49	20	69	38	38	28	79	40	64	314	▲	565
	Misdemeanor	2017	27	13	13	16	29	19	4	-	-	-	-	121	33%	121
		2016	9	11	16	8	19	14	14	6	16	14	49	91	▲	203
	Other Criminally Related Matters	2017	1	6	2	4	3	2	3	-	-	-	-	21	24%	21
		2016	-	4	2	5	2	1	3	2	1	6	1	17	▲	30
Miscellaneous		2017	83	71	86	77	77	62	62	-	-	-	-	518	-17%	518
		2016	87	117	137	81	53	81	67	64	59	61	64	623	▼	938
Other		2017	1	1	1	-	-	2	2	-	-	-	-	7	75%	7
		2016	1	2	-	-	1	-	-	1	-	1	-	4	▲	6

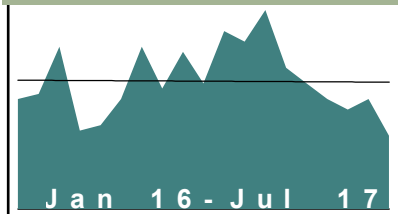
January 2016 -- July 2017 Filings

Dashboard

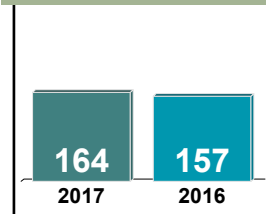
Court: Surry Circuit
 Start/End Date: Jan-16 / Jul-17
 2016 Average Month: 25
 Jan-Jul 2016: 157
 Filings Trending: ▲

Circuit/Court ID: 6 206181
 Type of Case: Filings
 2017 Average Month: 23
 Jan-Jul 2017 : 164
 Overall AVG. Month: 24

Monthly Filings Summary



Jan --- Jul Filings



Filings by Division

		Jan	Feb	Mar	Apr	May	Jun	Jul	Aug	Sep	Oct	Nov	Dec	Thru Jul	% Change	Total
Total	2017	38	27	24	21	19	21	14	-	-	-	-	-	164	4%	164
	2016	21	22	31	15	16	21	31	23	30	24	34	32	157	▲	300
Civil	2017	5	4	5	4	2	2	3	-	-	-	-	-	25	-19%	25
	2016	4	2	4	7	4	6	4	3	3	7	8	2	31	▼	54
Criminal	2017	10	1	1	3	5	4	-	-	-	-	-	-	24	-35%	24
	2016	3	-	17	2	7	1	7	1	18	1	4	4	37	▼	65
Miscellaneous	2017	23	22	18	14	12	15	10	-	-	-	-	-	114	28%	114
	2016	14	20	10	6	5	14	20	19	9	16	22	26	89	▲	181
Other	2017	-	-	-	-	-	-	1	-	-	-	-	-	1	1	1
	2016	-	-	-	-	-	-	-	-	-	-	-	-	0	↔	0

Filings by Division & Case Category

		Jan	Feb	Mar	Apr	May	Jun	Jul	Aug	Sep	Oct	Nov	Dec	Thru Jul	% Change	Total
Civil	Administrative Law	2017	1	-	-	-	-	-	-	-	-	-	-	1	1	1
		2016	-	-	-	-	-	-	-	-	-	-	-	0	↔	0
	Contested Divorce	2017	-	-	2	1	-	1	-	-	-	-	-	4	-33%	4
		2016	3	-	1	1	-	1	-	-	4	-	1	6	▼	11
	Domestic and Family - Level 1	2017	-	-	2	-	-	-	-	-	-	-	-	2	100%	2
		2016	-	-	-	-	1	-	-	-	-	-	-	1	▲	1
	Domestic and Family - Level 2	2017	-	-	-	-	-	-	-	-	-	-	-	0	-100%	0
		2016	-	-	-	-	1	-	-	1	-	1	-	1	▼	3
	General Civil - Level 1	2017	-	-	-	-	-	-	-	-	-	-	-	0	-100%	0
		2016	-	-	-	1	-	-	-	-	-	-	-	1	▼	1
	General Civil - Level 2	2017	2	2	1	1	-	1	-	-	-	-	-	7	17%	7
		2016	-	-	1	1	1	2	1	-	-	2	-	6	▲	9
Criminal	General Civil - Level 3	2017	-	1	-	-	1	1	-	-	-	-	-	3	-70%	3
		2016	-	1	2	3	2	1	1	1	-	-	-	10	▼	12
	Probates/Wills & Trusts - Level 2	2017	-	-	-	-	1	-	-	-	-	-	-	1	0%	1
		2016	-	1	-	-	-	-	-	-	-	-	-	1	↔	1
	Uncontested Divorce	2017	2	1	-	2	1	-	-	-	-	-	-	7	40%	7
		2016	1	-	-	1	2	1	1	1	3	5	1	5	▲	16
	Felonies and Related Matters	2017	8	1	1	3	5	2	-	-	-	-	-	20	-39%	20
		2016	2	-	16	1	7	7	1	11	1	3	4	33	▼	53
	Misdemeanor	2017	1	-	-	-	-	2	-	-	-	-	-	3	0%	3
		2016	-	-	1	1	-	1	-	6	-	-	-	3	↔	9
	Other Criminally Related Matters	2017	1	-	-	-	-	-	-	-	-	-	-	1	0%	1
		2016	1	-	-	-	-	-	-	1	-	1	-	1	↔	3
Miscellaneous		2017	23	22	18	14	12	15	10	-	-	-	-	114	28%	114
		2016	14	20	10	6	5	14	20	19	9	16	22	89	▲	181
Other		2017	-	-	-	-	-	-	-	-	-	-	-	1	1	1
		2016	-	-	-	-	-	-	-	-	-	-	-	0	↔	0


January 2016 -- July 2017 Filings

Dashboard

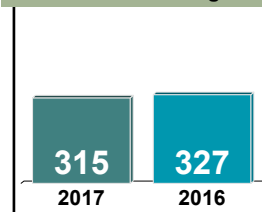
Court: Sussex Circuit
 Start/End Date: Jan-16 / Jul-17
 2016 Average Month: 49
 Jan-Jul 2016: 327
 Filings Trending: ▼

Circuit/Court ID: 6 206183
 Type of Case: Filings
 2017 Average Month: 45
 Jan-Jul 2017 : 315
 Overall AVG. Month: 47

Monthly Filings Summary



Jan --- Jul Filings



Filings by Division

		Jan	Feb	Mar	Apr	May	Jun	Jul	Aug	Sep	Oct	Nov	Dec	Thru Jul	% Change	Total
Total	2017	25	40	57	39	63	59	32	-	-	-	-	-	315	-4%	315
	2016	38	68	69	35	54	34	29	54	62	62	25	54	327	▼	584
Civil	2017	5	10	3	3	-	2	6	-	-	-	-	-	29	-15%	29
	2016	-	3	12	5	4	6	4	19	9	4	3	4	34	▼	73
Criminal	2017	12	14	28	20	39	34	17	-	-	-	-	-	164	-7%	164
	2016	19	48	34	9	36	20	11	18	36	49	4	41	177	▼	325
Miscellaneous	2017	8	16	26	16	24	23	9	-	-	-	-	-	122	6%	122
	2016	19	17	23	20	14	8	14	17	17	9	17	9	115	▲	184
Other	2017	-	-	-	-	-	-	-	-	-	-	-	-	0	-100%	0
	2016	-	-	-	1	-	-	-	-	-	-	1	-	1	▼	2

Filings by Division & Case Category

		Jan	Feb	Mar	Apr	May	Jun	Jul	Aug	Sep	Oct	Nov	Dec	Thru Jul	% Change	Total
Civil	Administrative Law	2017	-	-	-	1	-	-	-	-	-	-	-	1	1	1
		2016	-	-	-	-	-	-	-	-	-	-	-	0	↔	0
	Contested Divorce	2017	-	1	-	-	-	-	-	-	-	-	-	1	-88%	1
		2016	-	-	3	2	1	1	-	-	1	-	1	8	▼	10
	Domestic and Family - Level 2	2017	-	-	-	-	-	4	-	-	-	-	-	4	4	4
		2016	-	-	-	-	-	-	-	-	-	-	-	0	↔	0
	General Civil - Level 1	2017	-	1	-	-	-	1	-	-	-	-	-	2	2	2
		2016	-	-	-	-	-	-	-	-	-	-	-	0	↔	0
	General Civil - Level 2	2017	3	3	2	2	-	2	1	-	-	-	-	13	0%	13
		2016	-	-	6	1	2	1	3	2	4	1	1	13	↔	21
Criminal	General Civil - Level 3	2017	-	1	1	-	-	-	-	-	-	-	-	2	-33%	2
		2016	-	2	-	-	1	-	17	3	1	2	1	3	▼	27
	Probates/Wills & Trusts - Level 2	2017	-	-	-	-	-	-	-	-	-	-	-	0	-100%	0
		2016	-	-	2	-	1	-	-	-	-	-	1	3	▼	4
	Uncontested Divorce	2017	2	4	-	-	-	-	-	-	-	-	-	6	-14%	6
		2016	-	1	1	2	3	-	-	2	1	1	-	7	▼	11
	Felonies and Related Matters	2017	8	5	19	10	26	21	10	-	-	-	-	99	-9%	99
		2016	14	37	19	7	19	11	2	8	25	25	3	109	▼	188
	Misdemeanor	2017	4	6	8	5	12	10	4	-	-	-	-	49	-2%	49
Miscellaneous		2016	4	8	11	1	11	7	8	6	11	18	18	50	▼	103
	Other Criminally Related Matters	2017	-	3	1	5	1	3	3	-	-	-	-	16	-11%	16
		2016	1	3	4	1	6	2	1	4	-	6	1	18	▼	34
	Miscellaneous	2017	8	16	26	16	24	23	9	-	-	-	-	122	6%	122
		2016	19	17	23	20	14	8	14	17	17	9	17	115	▲	184
	Other	2017	-	-	-	-	-	-	-	-	-	-	-	0	-100%	0
		2016	-	-	-	1	-	-	-	-	-	1	-	1	▼	2


January 2016 -- July 2017 Filings

Dashboard

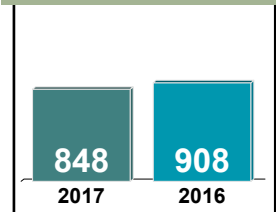
Court: Hopewell Circuit
 Start/End Date: Jan-16 / Jul-17
 2016 Average Month: 125
 Jan-Jul 2016: 908
 Filings Trending: ▼

Circuit/Court ID: 6 206670
 Type of Case: Filings
 2017 Average Month: 121
 Jan-Jul 2017 : 848
 Overall AVG. Month: 124

Monthly Filings Summary



Jan --- Jul Filings



Filings by Division

		Jan	Feb	Mar	Apr	May	Jun	Jul	Aug	Sep	Oct	Nov	Dec	Thru Jul	% Change	Total
Total	2017	83	123	160	134	129	134	85	-	-	-	-	-	848	-7%	848
	2016	129	118	168	148	104	116	125	175	105	103	103	110	908	▼	1,504
Civil	2017	19	21	19	24	11	19	15	-	-	-	-	-	128	-15%	128
	2016	17	22	38	19	17	16	21	18	18	23	20	26	150	▼	255
Criminal	2017	34	68	81	69	93	90	44	-	-	-	-	-	479	-6%	479
	2016	79	54	85	87	63	72	70	124	57	55	56	49	510	▼	851
Miscellaneous	2017	29	34	60	40	25	25	25	-	-	-	-	-	238	-4%	238
	2016	33	42	45	42	24	28	33	33	30	25	27	35	247	▼	397
Other	2017	1	-	-	1	-	-	1	-	-	-	-	-	3	200%	3
	2016	-	-	-	-	-	-	1	-	-	-	-	-	1	▲	1

Filings by Division & Case Category

		Jan	Feb	Mar	Apr	May	Jun	Jul	Aug	Sep	Oct	Nov	Dec	Thru Jul	% Change	Total
Civil	Administrative Law	2017	-	-	-	-	1	-	-	-	-	-	-	1	0%	1
		2016	-	-	-	-	-	1	-	-	-	-	-	1	↔	1
	Contested Divorce	2017	-	-	2	4	2	2	-	-	-	-	-	11	-27%	11
		2016	2	1	3	3	2	2	1	4	-	-	-	15	▼	20
	Domestic and Family - Level 1	2017	4	1	4	7	-	3	4	-	-	-	-	23	-47%	23
		2016	4	9	13	6	7	4	-	3	7	10	11	43	▼	74
	Domestic and Family - Level 2	2017	-	-	2	2	1	2	-	-	-	-	-	7	40%	7
		2016	-	-	2	-	1	1	5	1	-	1	1	5	▲	13
	General Civil - Level 1	2017	2	1	-	-	-	-	-	-	-	-	-	3	3	3
		2016	-	-	-	-	-	-	-	-	-	-	-	0	↔	0
	General Civil - Level 2	2017	3	5	2	-	2	5	3	-	-	-	-	20	-20%	20
		2016	3	7	6	4	1	3	1	2	4	3	5	25	▼	47
	General Civil - Level 3	2017	3	7	2	2	2	4	1	-	-	-	-	21	-13%	21
		2016	3	2	7	4	1	3	4	3	1	-	-	24	▼	28
Criminal	Probates/Wills & Trusts - Level 1	2017	-	-	-	-	-	-	-	-	-	-	-	0	0	0
		2016	-	-	-	-	-	-	-	-	1	-	1	0	↔	2
	Probates/Wills & Trusts - Level 2	2017	1	1	-	-	1	-	-	-	-	-	-	3	-67%	3
		2016	4	-	-	2	1	2	-	1	1	1	1	9	▼	13
	Protective Orders	2017	-	-	1	1	1	1	-	-	-	-	-	4	300%	4
		2016	-	-	1	-	-	-	-	-	1	4	4	1	▲	10
	Uncontested Divorce	2017	6	6	6	8	2	3	4	-	-	-	-	35	30%	35
		2016	1	3	6	-	4	1	12	6	5	5	1	27	▲	47
	Capital Murder	2017	-	-	-	2	-	-	-	-	-	-	-	2	2	2
		2016	-	-	-	-	-	-	-	-	-	-	-	0	↔	0
	Felonies and Related Matters	2017	19	50	48	46	59	70	31	-	-	-	-	323	-6%	323
		2016	61	43	58	61	36	47	39	103	35	43	39	345	▼	598
	Misdemeanor	2017	12	16	33	21	31	19	13	-	-	-	-	145	-6%	145
		2016	18	9	26	24	25	24	29	21	21	12	16	155	▼	237
Miscellaneous	Other Criminally Related Matters	2017	3	2	-	-	3	1	-	-	-	-	-	9	-10%	9
		2016	-	2	1	2	2	1	2	-	1	-	4	10	▼	16
		2017	29	34	60	40	25	25	-	-	-	-	-	238	-4%	238
		2016	33	42	45	42	24	28	33	30	25	27	35	247	▼	397
Other		2017	1	-	-	1	-	-	-	-	-	-	-	3	200%	3
		2016	-	-	-	-	-	1	-	-	-	-	-	1	▲	1

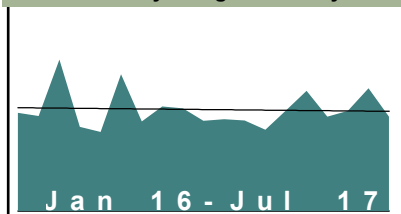
January 2016 -- July 2017 Filings

Dashboard

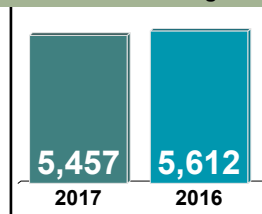
Court: Newport News Circuit
 Start/End Date: Jan-16 / Jul-17
 2016 Average Month: 773
 Jan-Jul 2016: 5,612
 Filings Trending: ▼

Circuit/Court ID: 7 207700
 Type of Case: Filings
 2017 Average Month: 780
 Jan-Jul 2017 : 5,457
 Overall AVG. Month: 776

Monthly Filings Summary



Jan --- Jul Filings



Filings by Division

		Jan	Feb	Mar	Apr	May	Jun	Jul	Aug	Sep	Oct	Nov	Dec	Thru Jul	% Change	Total
Total	2017	622	771	918	721	765	939	721	-	-	-	-	-	5,457	-3%	5,457
	2016	751	727	1,158	644	603	1,045	684	799	785	690	701	692	5,612	▼	9,279
Civil	2017	122	152	173	174	174	155	154	-	-	-	-	-	1,104	1%	1,104
	2016	112	210	177	158	145	162	125	159	174	165	147	150	1,089	▲	1,884
Criminal	2017	262	328	382	314	329	492	375	-	-	-	-	-	2,482	-4%	2,482
	2016	331	160	620	249	262	632	323	375	366	292	303	291	2,577	▼	4,204
Miscellaneous	2017	200	265	332	203	213	239	167	-	-	-	-	-	1,619	-9%	1,619
	2016	286	322	336	214	177	236	212	237	213	208	225	233	1,783	▼	2,899
Other	2017	38	26	31	30	49	53	25	-	-	-	-	-	252	55%	252
	2016	22	35	25	23	19	15	24	28	32	25	26	18	163	▲	292

Filings by Division & Case Category

		Jan	Feb	Mar	Apr	May	Jun	Jul	Aug	Sep	Oct	Nov	Dec	Thru Jul	% Change	Total
Civil	Administrative Law	2017	1	-	-	-	-	-	-	-	-	-	-	1	0%	1
		2016	-	-	1	-	-	-	2	2	3	-	1	1	↔	9
	Contested Divorce	2017	9	28	22	10	16	17	15	-	-	-	-	117	3%	117
		2016	15	14	23	15	16	15	16	25	22	11	15	114	▲	204
	Domestic and Family - Level 1	2017	4	19	16	22	23	18	40	-	-	-	-	142	9%	142
		2016	4	20	32	21	22	20	11	16	37	26	16	130	▲	251
	Domestic and Family - Level 2	2017	4	3	2	5	14	6	2	-	-	-	-	36	9%	36
		2016	5	4	5	4	3	10	2	9	8	5	5	33	▲	65
	General Civil - Level 1	2017	7	5	8	44	10	5	5	-	-	-	-	84	-16%	84
		2016	7	34	6	38	6	6	3	7	10	30	5	100	▼	158
	General Civil - Level 2	2017	33	35	29	24	40	55	31	-	-	-	-	247	16%	247
		2016	29	33	26	24	26	34	41	38	33	26	32	213	▲	369
	General Civil - Level 3	2017	25	27	28	27	20	12	24	-	-	-	-	163	18%	163
		2016	14	34	23	12	13	29	13	20	24	19	22	138	▲	256
Criminal	Probates/Wills & Trusts - Level 1	2017	-	-	-	-	-	-	-	-	-	-	-	0	-100%	0
		2016	-	1	-	-	1	-	1	-	1	-	-	2	▼	4
	Probates/Wills & Trusts - Level 2	2017	1	-	1	-	1	-	-	-	-	-	-	3	50%	3
		2016	-	1	-	1	-	-	1	-	1	-	-	2	▲	4
	Protective Orders	2017	6	2	5	4	6	2	5	-	-	-	-	30	20%	30
		2016	2	7	2	5	6	1	2	3	3	2	7	25	▲	43
	Uncontested Divorce	2017	32	33	62	38	44	40	32	-	-	-	-	281	-15%	281
		2016	36	62	59	38	52	47	37	37	35	40	40	331	▼	521
	Felonies and Related Matters	2017	163	171	237	183	218	286	239	-	-	-	-	1,497	0%	1,497
		2016	183	36	437	134	102	425	185	224	228	178	177	1,502	▼	2,481
Miscellaneous	Misdemeanor	2017	48	78	87	77	53	110	89	-	-	-	-	542	-10%	542
		2016	103	47	104	58	74	138	75	73	47	69	75	599	▼	911
	Other Criminally Related Matters	2017	51	79	58	54	58	96	47	-	-	-	-	443	-7%	443
		2016	45	77	79	57	86	69	63	78	91	45	71	476	▼	812
Other		2017	200	265	332	203	213	239	167	-	-	-	-	1,619	-9%	1,619
		2016	286	322	336	214	177	236	212	237	213	208	225	1,783	▼	2,899
Other		2017	38	26	31	30	49	53	25	-	-	-	-	252	55%	252
		2016	22	35	25	23	19	15	24	28	32	25	18	163	▲	292

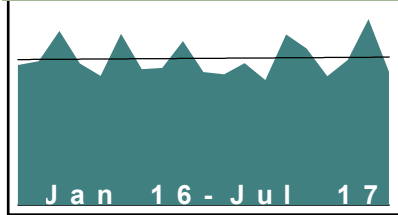
January 2016 -- July 2017 Filings

Dashboard

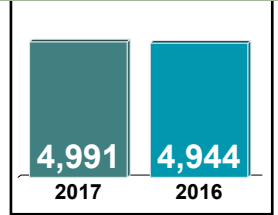
Court: Hampton Circuit
 Start/End Date: Jan-16 / Jul-17
 2016 Average Month: 693
 Jan-Jul 2016: 4,944
 Filings Trending: ↔

Circuit/Court ID: 8 208650
 Type of Case: Filings
 2017 Average Month: 713
 Jan-Jul 2017 : 4,991
 Overall AVG. Month: 700

Monthly Filings Summary



Jan --- Jul Filings



Filings by Division

		Jan	Feb	Mar	Apr	May	Jun	Jul	Aug	Sep	Oct	Nov	Dec	Thru Jul	% Change	Total
Total	2017	597	815	747	615	692	888	637	-	-	-	-	-	4,991	1%	4,991
	2016	668	687	831	676	616	818	648	654	782	635	624	678	4,944	▲	8,317
Civil	2017	88	120	121	116	132	117	112	-	-	-	-	-	806	-7%	806
	2016	123	134	111	125	109	143	119	135	132	111	105	109	864	▼	1,456
Criminal	2017	284	430	323	270	323	531	299	-	-	-	-	-	2,460	8%	2,460
	2016	276	252	376	320	323	411	310	311	399	297	300	289	2,268	▲	3,864
Miscellaneous	2017	188	216	257	183	194	188	189	-	-	-	-	-	1,415	-3%	1,415
	2016	222	242	288	172	150	201	189	169	197	165	183	232	1,464	▼	2,410
Other	2017	37	49	46	46	43	52	37	-	-	-	-	-	310	-11%	310
	2016	47	59	56	59	34	63	30	39	54	62	36	48	348	▼	587

Filings by Division & Case Category

		Jan	Feb	Mar	Apr	May	Jun	Jul	Aug	Sep	Oct	Nov	Dec	Thru Jul	% Change	Total
Civil	Administrative Law	2017	-	1	-	-	2	1	-	-	-	-	-	4	33%	4
		2016	-	-	1	1	1	-	1	2	3	-	-	3	▲	9
	Contested Divorce	2017	14	17	12	18	20	13	12	-	-	-	-	106	3%	106
		2016	9	10	17	18	19	12	18	21	16	7	9	103	▲	172
	Domestic and Family - Level 1	2017	9	13	18	17	18	15	18	-	-	-	-	108	-25%	108
		2016	12	20	23	32	14	26	17	14	37	18	35	144	▼	262
	Domestic and Family - Level 2	2017	1	8	6	5	2	2	3	-	-	-	-	27	-56%	27
		2016	31	5	4	2	7	3	10	3	5	2	7	62	▼	80
	General Civil - Level 1	2017	4	1	2	1	3	1	1	-	-	-	-	13	160%	13
		2016	-	1	-	-	1	1	2	-	2	1	1	5	▲	11
	General Civil - Level 2	2017	28	27	27	16	23	33	32	-	-	-	-	186	10%	186
		2016	24	28	12	22	28	37	18	30	25	16	25	169	▲	299
Criminal	General Civil - Level 3	2017	7	5	10	11	20	13	10	-	-	-	-	76	-14%	76
		2016	10	13	11	8	13	21	12	29	10	25	6	88	▼	166
	Probates/Wills & Trusts - Level 1	2017	-	1	-	1	-	2	-	-	-	-	-	4	-20%	4
		2016	1	1	1	-	1	1	-	1	1	-	1	5	▼	8
	Probates/Wills & Trusts - Level 2	2017	3	5	4	6	7	9	3	-	-	-	-	37	12%	37
		2016	4	8	3	5	4	4	5	2	2	1	6	33	▲	46
	Uncontested Divorce	2017	22	42	42	41	39	27	32	-	-	-	-	245	-3%	245
		2016	32	48	39	37	22	37	34	32	36	21	28	252	▼	403
	Capital Murder	2017	1	-	-	-	1	1	-	-	-	-	-	3	3	3
		2016	-	-	-	-	-	-	-	-	-	-	-	0	↔	0
	Felonies and Related Matters	2017	181	260	189	153	189	251	151	-	-	-	-	1,374	-3%	1,374
		2016	173	165	226	209	193	264	186	187	244	167	175	1,416	▼	2,336
Miscellaneous	Misdemeanor	2017	55	93	81	42	80	163	81	-	-	-	-	595	15%	595
		2016	47	63	98	62	75	107	64	79	100	68	72	516	▲	922
	Other Criminally Related Matters	2017	47	77	53	75	53	116	67	-	-	-	-	488	45%	488
		2016	56	24	52	49	55	40	60	45	55	62	53	336	▲	606
	Miscellaneous	2017	188	216	257	183	194	188	189	-	-	-	-	1,415	-3%	1,415
		2016	222	242	288	172	150	201	189	169	197	165	183	1,464	▼	2,410
	Other	2017	37	49	46	46	43	52	37	-	-	-	-	310	-11%	310
		2016	47	59	56	59	34	63	30	39	54	62	36	348	▼	587

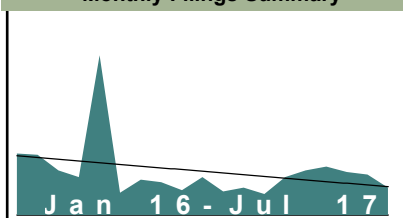
January 2016 -- July 2017 Filings

Dashboard

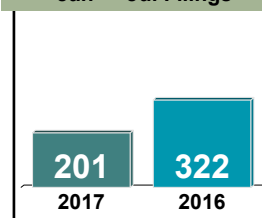
Court: Charles City Circuit
 Start/End Date: Jan-16 / Jul-17
 2016 Average Month: 36
 Jan-Jul 2016: 322
 Filings Trending: ▼

Circuit/Court ID: 9 209036
 Type of Case: Filings
 2017 Average Month: 29
 Jan-Jul 2017 : 201
 Overall AVG. Month: 33

Monthly Filings Summary



Jan --- Jul Filings



Filings by Division

		Jan	Feb	Mar	Apr	May	Jun	Jul	Aug	Sep	Oct	Nov	Dec	Thru Jul	% Change	Total
Total	2017	16	29	34	37	33	31	21	-	-	-	-	-	201	-38%	201
	2016	47	46	34	29	122	17	27	25	19	29	18	21	322	▼	434
Civil	2017	6	9	2	9	2	3	5	-	-	-	-	-	36	44%	36
	2016	1	5	5	3	1	5	5	4	1	3	1	4	25	▲	38
Criminal	2017	1	5	4	7	14	11	6	-	-	-	-	-	48	-72%	48
	2016	22	20	12	4	102	3	9	7	10	13	4	3	172	▼	209
Miscellaneous	2017	9	14	28	21	14	17	9	-	-	-	-	-	112	-1%	112
	2016	24	21	16	20	11	8	13	14	8	13	13	14	113	▼	175
Other	2017	-	1	-	-	3	-	1	-	-	-	-	-	5	-58%	5
	2016	-	-	1	2	8	1	-	-	-	-	-	-	12	▼	12

Filings by Division & Case Category

		Jan	Feb	Mar	Apr	May	Jun	Jul	Aug	Sep	Oct	Nov	Dec	Thru Jul	% Change	Total
Civil	Administrative Law	2017	-	-	-	1	-	-	-	-	-	-	-	1	0%	1
		2016	-	-	-	-	-	1	-	-	-	-	-	1	↔	1
	Contested Divorce	2017	-	1	-	-	-	-	-	-	-	-	-	1	1	1
		2016	-	-	-	-	-	-	-	-	-	-	1	0	↔	1
	Domestic and Family - Level 1	2017	-	-	-	-	-	1	-	-	-	-	-	1	0%	1
		2016	-	-	-	-	1	-	-	-	-	-	-	1	↔	1
	Domestic and Family - Level 2	2017	-	-	-	-	-	-	-	-	-	-	-	0	0	0
		2016	-	-	-	-	-	-	-	-	1	-	-	0	↔	1
	General Civil - Level 1	2017	-	1	-	-	-	-	-	-	-	-	-	1	1	1
		2016	-	-	-	-	-	-	-	-	1	-	-	0	↔	1
	General Civil - Level 2	2017	4	2	-	2	-	3	-	-	-	-	-	11	38%	11
		2016	1	-	2	2	2	1	2	1	-	-	1	8	▲	12
Criminal	General Civil - Level 3	2017	1	3	2	3	1	2	-	-	-	-	-	12	33%	12
		2016	-	3	2	-	2	2	1	-	-	-	-	9	▲	10
	Protective Orders	2017	-	-	-	-	-	-	-	-	-	-	-	0	-100%	0
		2016	-	-	1	-	-	-	-	-	-	-	-	1	▼	1
	Uncontested Divorce	2017	1	2	-	4	-	1	1	-	-	-	-	9	80%	9
		2016	-	2	-	1	1	1	1	-	1	1	2	5	▲	10
	Felonies and Related Matters	2017	-	3	4	2	6	5	-	-	-	-	-	26	-16%	26
		2016	2	7	4	2	9	4	4	5	9	3	2	31	▼	54
	Misdemeanor	2017	1	2	-	4	6	1	-	-	-	-	-	19	-86%	19
		2016	20	13	6	2	91	5	2	4	3	-	1	137	▼	147
	Other Criminally Related Matters	2017	-	-	-	1	2	-	-	-	-	-	-	3	-25%	3
		2016	-	-	2	-	2	-	1	1	1	1	-	4	▼	8
Miscellaneous		2017	9	14	28	21	14	17	9	-	-	-	-	112	-1%	112
		2016	24	21	16	20	11	8	13	14	8	13	14	113	▼	175
Other		2017	-	1	-	-	3	-	1	-	-	-	-	5	-58%	5
		2016	-	-	1	2	8	1	-	-	-	-	-	12	▼	12


January 2016 -- July 2017 Filings

Dashboard

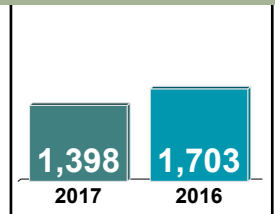
Court: Gloucester Circuit
 Start/End Date: Jan-16 / Jul-17
 2016 Average Month: 230
 Jan-Jul 2016: 1,703
 Filings Trending: ▼

Circuit/Court ID: 9 209073
 Type of Case: Filings
 2017 Average Month: 200
 Jan-Jul 2017 : 1,398
 Overall AVG. Month: 219

Monthly Filings Summary



Jan --- Jul Filings



Filings by Division

		Jan	Feb	Mar	Apr	May	Jun	Jul	Aug	Sep	Oct	Nov	Dec	Thru Jul	% Change	Total
Total	2017	198	220	209	193	228	175	175	-	-	-	-	-	1,398	-18%	1,398
	2016	265	250	302	224	241	220	201	212	219	210	216	204	1,703	▼	2,764
Civil	2017	24	20	27	49	31	25	27	-	-	-	-	-	203	-22%	203
	2016	31	40	63	38	30	27	32	35	27	26	23	33	261	▼	405
Criminal	2017	64	62	75	49	100	52	51	-	-	-	-	-	453	-18%	453
	2016	93	61	77	71	124	73	54	75	85	67	91	52	553	▼	923
Miscellaneous	2017	80	102	83	75	72	74	75	-	-	-	-	-	561	-20%	561
	2016	118	117	139	84	62	90	94	67	85	87	83	92	704	▼	1,118
Other	2017	30	36	24	20	25	24	22	-	-	-	-	-	181	-2%	181
	2016	23	32	23	31	25	30	21	35	22	30	19	27	185	▼	318

Filings by Division & Case Category

		Jan	Feb	Mar	Apr	May	Jun	Jul	Aug	Sep	Oct	Nov	Dec	Thru Jul	% Change	Total
Civil	Contested Divorce	2017	4	4	2	2	7	1	4	-	-	-	-	24	-38%	24
		2016	4	5	13	2	4	8	3	5	6	2	6	39	▼	60
	Domestic and Family - Level 1	2017	-	-	4	7	1	4	-	-	-	-	-	16	-45%	16
		2016	9	5	6	-	6	2	1	11	-	3	1	29	▼	50
	Domestic and Family - Level 2	2017	3	-	3	3	-	-	2	-	-	-	-	11	-15%	11
		2016	-	2	5	1	2	1	2	-	1	3	1	13	▼	19
	General Civil - Level 1	2017	-	-	-	-	-	-	1	-	-	-	-	1	1	1
		2016	-	-	-	-	-	-	-	-	1	-	-	0	↔	1
	General Civil - Level 2	2017	2	1	6	9	6	9	6	-	-	-	-	39	-32%	39
		2016	5	6	17	5	5	5	14	3	5	6	2	57	▼	83
	General Civil - Level 3	2017	3	1	-	20	12	5	1	-	-	-	-	42	24%	42
		2016	3	3	1	24	1	-	2	3	5	1	4	34	▲	48
	Probates/Wills & Trusts - Level 1	2017	-	-	-	-	-	1	-	-	-	-	-	1	1	1
		2016	-	-	-	-	-	-	-	-	-	-	-	0	↔	0
Criminal	Probates/Wills & Trusts - Level 2	2017	1	-	1	1	-	1	-	-	-	-	-	4	-33%	4
		2016	-	1	2	-	-	1	2	1	1	-	1	6	▼	11
	Protective Orders	2017	1	1	1	1	-	-	-	-	-	-	-	4	300%	4
		2016	-	-	-	1	-	-	-	-	-	-	-	1	▲	1
	Uncontested Divorce	2017	10	13	10	6	5	4	13	-	-	-	-	61	-26%	61
		2016	10	18	19	5	12	10	8	12	9	12	10	82	▼	132
	Felonies and Related Matters	2017	45	38	60	30	56	35	29	-	-	-	-	293	-18%	293
		2016	65	37	44	47	84	47	35	44	57	48	59	359	▼	592
	Misdemeanor	2017	17	15	13	12	38	14	17	-	-	-	-	126	-22%	126
		2016	27	20	21	18	36	26	13	23	23	13	26	161	▼	270
	Other Criminally Related Matters	2017	2	9	2	7	6	3	5	-	-	-	-	34	3%	34
		2016	1	4	12	6	4	-	6	8	5	6	3	33	▲	61
	Miscellaneous	2017	80	102	83	75	72	74	75	-	-	-	-	561	-20%	561
		2016	118	117	139	84	62	90	94	67	85	87	83	704	▼	1,118
Other		2017	30	36	24	20	25	24	22	-	-	-	-	181	-2%	181
		2016	23	32	23	31	25	30	21	35	22	30	19	185	▼	318


January 2016 -- July 2017 Filings

Dashboard

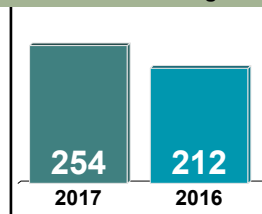
Court: King & Queen Circuit
 Start/End Date: Jan-16 / Jul-17
 2016 Average Month: 30
 Jan-Jul 2016: 212
 Filings Trending: ▲

Circuit/Court ID: 9 209097
 Type of Case: Filings
 2017 Average Month: 36
 Jan-Jul 2017 : 254
 Overall AVG. Month: 32

Monthly Filings Summary



Jan --- Jul Filings



Filings by Division

		Jan	Feb	Mar	Apr	May	Jun	Jul	Aug	Sep	Oct	Nov	Dec	Thru Jul	% Change	Total
Total	2017	19	41	38	38	29	57	32	-	-	-	-	-	254	20%	254
	2016	22	42	30	44	14	31	29	48	20	18	31	26	212	▲	355
Civil	2017	4	4	14	3	5	5	5	-	-	-	-	-	40	21%	40
	2016	2	7	6	5	4	2	7	9	4	3	2	5	33	▲	56
Criminal	2017	3	24	11	26	11	38	12	-	-	-	-	-	125	52%	125
	2016	6	14	9	23	3	17	10	17	5	5	6	6	82	▲	121
Miscellaneous	2017	12	11	13	8	13	14	15	-	-	-	-	-	86	-10%	86
	2016	14	21	14	16	7	12	12	20	11	10	23	14	96	▼	174
Other	2017	-	2	-	1	-	-	-	-	-	-	-	-	3	200%	3
	2016	-	-	1	-	-	-	-	2	-	-	-	1	1	▲	4

Filings by Division & Case Category

		Jan	Feb	Mar	Apr	May	Jun	Jul	Aug	Sep	Oct	Nov	Dec	Thru Jul	% Change	Total
Civil	Contested Divorce	2017	-	2	2	-	-	-	1	-	-	-	-	5	67%	5
		2016	-	1	1	-	1	-	1	-	-	-	1	3	▲	5
	Domestic and Family - Level 1	2017	-	-	-	-	-	-	-	-	-	-	-	0	-100%	0
		2016	-	-	-	2	1	-	-	-	-	-	-	3	▼	3
	Domestic and Family - Level 2	2017	-	-	-	-	-	-	-	-	-	-	-	0	0	0
		2016	-	-	-	-	-	-	-	1	-	-	-	0	↔	1
	General Civil - Level 2	2017	1	1	1	1	2	-	-	-	-	-	-	6	-14%	6
		2016	-	1	2	2	-	1	1	2	-	-	2	7	▼	11
	General Civil - Level 3	2017	3	-	10	1	3	4	1	-	-	-	-	22	120%	22
		2016	1	3	-	-	1	5	7	-	2	2	1	10	▲	22
	Probates/Wills & Trusts - Level 1	2017	-	-	-	-	-	-	-	-	-	-	-	0	-100%	0
		2016	-	1	-	-	-	-	-	-	-	-	-	1	▼	1
Criminal	Probates/Wills & Trusts - Level 2	2017	-	-	-	-	-	-	-	-	-	-	-	0	-100%	0
		2016	-	-	1	-	1	-	-	-	-	-	-	2	▼	2
	Uncontested Divorce	2017	-	1	1	1	-	1	3	-	-	-	-	7	0%	7
		2016	1	1	2	1	1	1	1	1	1	-	1	7	↔	11
	Felonies and Related Matters	2017	1	20	9	21	7	24	10	-	-	-	-	92	67%	92
		2016	3	9	5	18	2	11	7	10	2	4	5	55	▲	78
	Misdemeanor	2017	1	4	1	5	4	13	1	-	-	-	-	29	81%	29
		2016	1	4	1	5	-	3	2	4	2	-	1	16	▲	25
	Other Criminally Related Matters	2017	1	-	1	-	-	1	1	-	-	-	-	4	-64%	4
		2016	2	1	3	-	1	3	1	3	1	-	2	11	▼	18
Miscellaneous		2017	12	11	13	8	13	14	15	-	-	-	-	86	-10%	86
		2016	14	21	14	16	7	12	12	20	11	10	23	96	▼	174
Other		2017	-	2	-	1	-	-	-	-	-	-	-	3	200%	3
		2016	-	-	1	-	-	-	-	2	-	-	1	1	▲	4


January 2016 -- July 2017 Filings

Dashboard

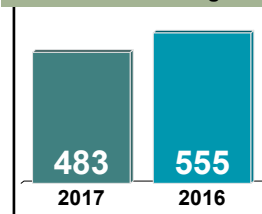
Court: King William Circuit
 Start/End Date: Jan-16 / Jul-17
 2016 Average Month: 76
 Jan-Jul 2016: 555
 Filings Trending: ▼

Circuit/Court ID: 9 209101
 Type of Case: Filings
 2017 Average Month: 69
 Jan-Jul 2017 : 483
 Overall AVG. Month: 73

Monthly Filings Summary



Jan --- Jul Filings



Filings by Division

		Jan	Feb	Mar	Apr	May	Jun	Jul	Aug	Sep	Oct	Nov	Dec	Thru Jul	% Change	Total
Total	2017	72	54	91	69	54	76	67	-	-	-	-	-	483	-13%	483
	2016	63	127	88	73	44	76	84	62	94	63	68	67	555	▼	909
Civil	2017	12	11	7	11	16	12	10	-	-	-	-	-	79	36%	79
	2016	8	6	10	8	5	15	6	14	15	7	11	7	58	▲	112
Criminal	2017	25	11	19	18	6	31	28	-	-	-	-	-	138	-30%	138
	2016	7	64	34	27	5	30	30	7	41	7	13	23	197	▼	288
Miscellaneous	2017	35	32	65	40	32	31	29	-	-	-	-	-	264	-10%	264
	2016	47	56	44	36	33	30	48	41	38	49	43	36	294	▼	501
Other	2017	-	-	-	-	-	2	-	-	-	-	-	-	2	-67%	2
	2016	1	1	-	2	1	1	-	-	-	-	1	1	6	▼	8

Filings by Division & Case Category

		Jan	Feb	Mar	Apr	May	Jun	Jul	Aug	Sep	Oct	Nov	Dec	Thru Jul	% Change	Total
Civil	Contested Divorce	2017	3	-	-	-	4	2	1	-	-	-	-	10	25%	10
		2016	1	1	3	1	-	2	-	2	3	-	1	8	▲	14
	Domestic and Family - Level 1	2017	1	1	1	-	3	4	4	-	-	-	-	14	133%	14
		2016	1	1	2	1	-	1	-	4	3	2	1	6	▲	18
	Domestic and Family - Level 2	2017	1	-	1	-	-	-	-	-	-	-	-	2	0%	2
		2016	-	-	-	-	-	2	-	1	1	-	1	2	↔	5
	General Civil - Level 1	2017	-	-	-	-	-	1	1	-	-	-	-	2	100%	2
		2016	-	-	-	1	-	-	-	1	-	-	-	1	▲	2
	General Civil - Level 2	2017	1	3	2	2	3	1	1	-	-	-	-	13	0%	13
		2016	1	2	1	2	-	4	3	4	2	1	4	13	↔	25
	General Civil - Level 3	2017	1	-	1	-	3	2	1	-	-	-	-	8	14%	8
		2016	1	1	1	-	1	3	-	1	-	3	2	7	▲	15
Criminal	Probates/Wills & Trusts - Level 2	2017	-	-	-	1	1	-	-	-	-	-	-	2	2	2
		2016	-	-	-	-	-	-	-	-	-	-	-	0	↔	0
	Protective Orders	2017	1	-	-	-	-	-	-	-	-	-	-	1	1	1
		2016	-	-	-	-	-	-	-	-	-	-	-	0	↔	0
	Uncontested Divorce	2017	4	7	2	8	2	2	-	-	-	-	-	27	29%	27
		2016	4	1	3	3	4	3	3	5	-	3	1	21	▲	33
	Capital Murder	2017	-	-	-	-	-	-	-	-	-	-	-	0	-100%	0
		2016	-	1	-	-	-	-	-	-	-	-	-	1	▼	1
	Felonies and Related Matters	2017	23	3	10	14	1	19	21	-	-	-	-	91	-42%	91
		2016	-	56	22	22	1	28	28	1	32	4	8	157	▼	219
	Misdemeanor	2017	2	7	8	2	5	11	2	-	-	-	-	37	9%	37
		2016	4	7	11	5	4	1	2	4	6	3	5	34	▲	55
Miscellaneous	Other Criminally Related Matters	2017	-	1	1	2	-	1	5	-	-	-	-	10	100%	10
		2016	3	-	1	-	-	1	-	2	3	-	2	5	▲	13
Other	Miscellaneous	2017	35	32	65	40	32	31	29	-	-	-	-	264	-10%	264
		2016	47	56	44	36	33	30	48	41	38	49	43	294	▼	501
Other	Other	2017	-	-	-	-	-	2	-	-	-	-	-	2	-67%	2
		2016	1	1	-	2	1	1	-	-	-	-	1	6	▼	8

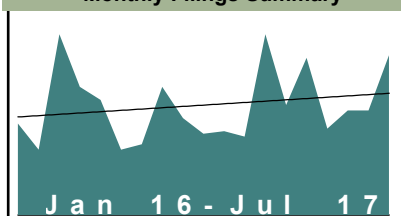
January 2016 -- July 2017 Filings

Dashboard

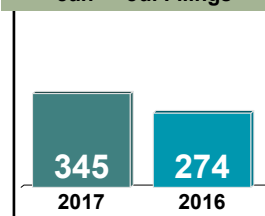
Court: Mathews Circuit
 Start/End Date: Jan-16 / Jul-17
 2016 Average Month: 38
 Jan-Jul 2016: 274
 Filings Trending: ▲

Circuit/Court ID: 9 209115
 Type of Case: Filings
 2017 Average Month: 49
 Jan-Jul 2017 : 345
 Overall AVG. Month: 42

Monthly Filings Summary



Jan --- Jul Filings



Filings by Division

		Jan	Feb	Mar	Apr	May	Jun	Jul	Aug	Sep	Oct	Nov	Dec	Thru Jul	% Change	Total
Total	2017	69	42	60	33	40	40	61	-	-	-	-	-	345	26%	345
	2016	35	25	69	49	44	25	27	49	37	31	32	30	274	▲	453
Civil	2017	3	9	10	8	4	10	8	-	-	-	-	-	52	33%	52
	2016	7	2	4	5	7	4	10	5	6	8	1	4	39	▲	63
Criminal	2017	47	15	21	5	12	12	31	-	-	-	-	-	143	38%	143
	2016	4	-	38	31	26	3	2	32	22	2	10	7	104	▲	177
Miscellaneous	2017	19	18	29	20	24	18	22	-	-	-	-	-	150	15%	150
	2016	24	23	26	13	11	18	15	12	9	21	21	19	130	▲	212
Other	2017	-	-	-	-	-	-	-	-	-	-	-	-	0	-100%	0
	2016	-	-	1	-	-	-	-	-	-	-	-	-	1	▼	1

Filings by Division & Case Category

		Jan	Feb	Mar	Apr	May	Jun	Jul	Aug	Sep	Oct	Nov	Dec	Thru Jul	% Change	Total
Civil	Administrative Law	2017	-	-	-	-	-	1	-	-	-	-	-	1	0%	1
		2016	-	-	-	1	-	-	-	-	1	-	-	1	↔	2
	Contested Divorce	2017	-	2	1	1	1	2	1	-	-	-	-	8	100%	8
		2016	-	-	-	-	2	2	1	-	1	-	2	4	▲	8
	Domestic and Family - Level 1	2017	-	4	5	-	1	5	1	-	-	-	-	16	433%	16
		2016	-	-	1	-	-	1	1	-	-	1	-	3	▲	5
	Domestic and Family - Level 2	2017	-	-	2	-	-	-	-	-	-	-	-	2	0%	2
		2016	-	-	-	-	1	1	-	1	1	-	-	2	↔	4
	General Civil - Level 1	2017	-	-	-	-	-	-	-	-	-	-	-	0	-100%	0
		2016	-	-	-	1	-	-	-	-	-	-	-	1	▼	1
	General Civil - Level 2	2017	-	1	1	3	-	1	1	-	-	-	-	7	-22%	7
		2016	2	-	2	2	-	2	1	2	-	-	1	9	▼	13
	General Civil - Level 3	2017	1	-	1	-	-	1	-	-	-	-	-	3	-57%	3
		2016	3	2	1	-	-	1	-	-	1	-	-	7	▼	8
Criminal	Probates/Wills & Trusts - Level 1	2017	-	-	-	-	-	-	-	-	-	-	-	0	0	0
		2016	-	-	-	-	-	-	-	-	-	-	1	0	↔	1
	Probates/Wills & Trusts - Level 2	2017	-	1	-	1	-	1	-	-	-	-	-	3	0%	3
		2016	1	-	-	-	-	2	-	-	-	-	-	3	↔	3
	Protective Orders	2017	-	-	-	1	1	1	1	-	-	-	-	4	300%	4
		2016	-	-	-	-	1	-	-	-	-	-	-	1	▲	1
	Uncontested Divorce	2017	2	1	-	2	1	1	1	-	-	-	-	8	0%	8
		2016	1	-	-	2	3	2	2	3	4	-	-	8	↔	17
	Felonies and Related Matters	2017	42	10	18	3	11	4	28	-	-	-	-	116	49%	116
		2016	-	-	32	31	13	1	1	30	13	2	3	78	▲	128
Miscellaneous	Misdemeanor	2017	3	3	3	1	1	7	3	-	-	-	-	21	24%	21
		2016	1	-	5	-	11	-	-	6	-	4	5	17	▲	32
	Other Criminally Related Matters	2017	2	2	-	1	-	1	-	-	-	-	-	6	-33%	6
		2016	3	-	1	-	2	2	1	2	3	-	3	9	▼	17
Other	Miscellaneous	2017	19	18	29	20	24	18	22	-	-	-	-	150	15%	150
		2016	24	23	26	13	11	18	15	12	9	21	19	130	▲	212
Other		2017	-	-	-	-	-	-	-	-	-	-	-	0	-100%	0
		2016	-	-	1	-	-	-	-	-	-	-	-	1	▼	1

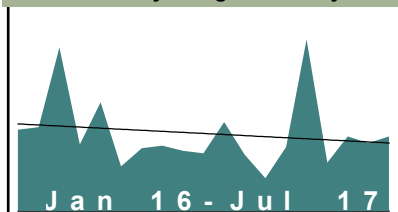
January 2016 -- July 2017 Filings

Dashboard

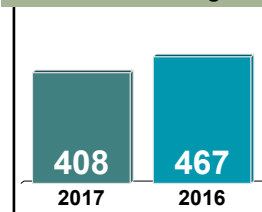
Court: Middlesex Circuit
 Start/End Date: Jan-16 / Jul-17
 2016 Average Month: 60
 Jan-Jul 2016: 467
 Filings Trending: ▼

Circuit/Court ID: 9 209119
 Type of Case: Filings
 2017 Average Month: 58
 Jan-Jul 2017 : 408
 Overall AVG. Month: 59

Monthly Filings Summary



Jan --- Jul Filings



Filings by Division

		Jan	Feb	Mar	Apr	May	Jun	Jul	Aug	Sep	Oct	Nov	Dec	Thru Jul	% Change	Total
Total	2017	25	49	131	37	57	52	57	-	-	-	-	-	408	-13%	408
	2016	62	64	125	51	83	34	48	50	46	44	68	43	467	▼	718
Civil	2017	7	4	13	17	18	8	8	-	-	-	-	-	75	15%	75
	2016	8	5	11	9	16	8	8	9	9	12	18	11	65	▲	124
Criminal	2017	4	29	86	8	15	24	24	-	-	-	-	-	190	-21%	190
	2016	26	19	89	23	56	10	16	14	20	8	33	15	239	▼	329
Miscellaneous	2017	14	15	30	12	24	19	25	-	-	-	-	-	139	-9%	139
	2016	26	38	22	18	11	16	22	27	15	24	17	17	153	▼	253
Other	2017	-	1	2	-	-	1	-	-	-	-	-	-	4	-60%	4
	2016	2	2	3	1	-	-	2	-	2	-	-	-	10	▼	12

Filings by Division & Case Category

		Jan	Feb	Mar	Apr	May	Jun	Jul	Aug	Sep	Oct	Nov	Dec	Thru Jul	% Change	Total
Civil	Administrative Law	2017	-	1	-	-	-	-	-	-	-	-	-	1	0%	1
		2016	1	-	-	-	-	-	-	-	-	-	-	1	↔	1
	Contested Divorce	2017	1	-	2	2	1	3	4	-	-	-	-	13	160%	13
		2016	1	-	2	-	1	1	-	-	2	3	2	5	▲	12
	Domestic and Family - Level 1	2017	-	-	-	-	6	-	-	-	-	-	-	6	100%	6
		2016	-	-	2	1	-	-	-	4	5	3	-	3	▲	15
	Domestic and Family - Level 2	2017	-	-	-	2	1	1	-	-	-	-	-	4	100%	4
		2016	-	-	-	-	-	2	1	-	-	-	-	2	▲	3
	General Civil - Level 2	2017	2	-	1	3	-	2	-	-	-	-	-	8	-33%	8
		2016	1	3	3	1	1	2	4	1	3	2	1	12	▼	23
	General Civil - Level 3	2017	-	3	8	9	8	2	-	-	-	-	-	30	58%	30
		2016	1	-	1	1	13	2	1	1	1	8	2	19	▲	32
	Probates/Wills & Trusts - Level 1	2017	-	-	-	-	-	-	-	-	-	-	-	0	0	0
		2016	-	-	-	-	-	-	-	-	-	1	-	0	↔	1
Criminal	Probates/Wills & Trusts - Level 2	2017	-	-	1	-	-	-	-	-	-	-	-	1	-80%	1
		2016	2	-	-	1	-	2	-	-	-	-	-	5	▼	5
	Protective Orders	2017	-	-	-	-	1	-	-	-	-	-	-	1	-50%	1
		2016	-	-	-	2	-	-	1	1	1	-	-	2	▼	5
	Uncontested Divorce	2017	4	-	1	1	1	2	2	-	-	-	-	11	-31%	11
		2016	2	2	3	3	1	4	2	2	-	1	6	16	▼	27
	Felonies and Related Matters	2017	3	22	74	2	10	15	16	-	-	-	-	142	-16%	142
		2016	14	10	68	20	42	4	11	10	17	4	17	169	▼	225
	Misdemeanor	2017	1	5	12	3	3	9	5	-	-	-	-	38	-36%	38
Miscellaneous		2016	10	6	19	2	13	4	5	4	2	4	16	59	▼	92
	Other Criminally Related Matters	2017	-	2	-	3	2	-	3	-	-	-	-	10	-9%	10
		2016	2	3	2	1	1	2	-	1	-	-	-	11	▼	12
	Miscellaneous	2017	14	15	30	12	24	19	25	-	-	-	-	139	-9%	139
		2016	26	38	22	18	11	16	22	27	15	24	17	153	▼	253
	Other	2017	-	1	2	-	-	1	-	-	-	-	-	4	-60%	4
		2016	2	2	3	1	-	-	2	-	2	-	-	10	▼	12


January 2016 -- July 2017 Filings

Dashboard

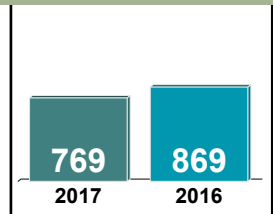
Court: New Kent Circuit
 Start/End Date: Jan-16 / Jul-17
 2016 Average Month: 118
 Jan-Jul 2016: 869
 Filings Trending: ▼

Circuit/Court ID: 9 209127
 Type of Case: Filings
 2017 Average Month: 110
 Jan-Jul 2017 : 769
 Overall AVG. Month: 115

Monthly Filings Summary



Jan --- Jul Filings



Filings by Division

		Jan	Feb	Mar	Apr	May	Jun	Jul	Aug	Sep	Oct	Nov	Dec	Thru Jul	% Change	Total
Total	2017	132	73	124	80	136	107	117	-	-	-	-	-	769	-12%	769
	2016	131	162	135	96	102	120	123	112	108	93	129	106	869	▼	1,417
Civil	2017	11	7	13	16	20	18	9	-	-	-	-	-	94	3%	94
	2016	13	15	11	9	8	17	18	14	12	15	11	13	91	▲	156
Criminal	2017	51	22	27	18	38	42	26	-	-	-	-	-	224	-21%	224
	2016	36	47	55	30	43	37	36	44	41	20	65	50	284	▼	504
Miscellaneous	2017	51	40	55	45	45	45	51	-	-	-	-	-	332	-22%	332
	2016	72	88	67	48	35	53	64	49	49	53	44	40	427	▼	662
Other	2017	19	4	29	1	33	2	31	-	-	-	-	-	119	78%	119
	2016	10	12	2	9	16	13	5	5	6	5	9	3	67	▲	95

Filings by Division & Case Category

		Jan	Feb	Mar	Apr	May	Jun	Jul	Aug	Sep	Oct	Nov	Dec	Thru Jul	% Change	Total
Civil	Administrative Law	2017	-	-	1	-	-	-	-	-	-	-	-	1	1	1
		2016	-	-	-	-	-	-	-	-	-	-	-	0	↔	0
	Contested Divorce	2017	-	1	1	2	-	2	-	-	-	-	-	8	-47%	8
		2016	5	1	1	1	-	4	3	2	-	2	-	15	▼	21
	Domestic and Family - Level 1	2017	3	1	-	5	4	6	-	-	-	-	-	19	280%	19
		2016	-	2	-	3	-	-	3	2	1	5	-	5	▲	16
	Domestic and Family - Level 2	2017	1	-	1	1	-	-	-	-	-	-	-	3	0%	3
		2016	-	-	-	1	1	-	1	-	1	1	2	3	↔	8
	General Civil - Level 1	2017	-	1	-	-	-	-	-	-	-	-	-	1	1	1
		2016	-	-	-	-	-	-	1	-	-	-	-	0	↔	1
	General Civil - Level 2	2017	2	1	4	3	2	3	-	-	-	-	-	17	-15%	17
		2016	5	3	1	-	2	7	2	3	4	-	1	20	▼	30
	General Civil - Level 3	2017	3	-	2	3	7	3	2	-	-	-	-	20	67%	20
		2016	1	3	3	-	2	1	2	-	2	5	1	12	▲	22
Criminal	Probates/Wills & Trusts - Level 1	2017	-	-	-	-	-	-	-	-	-	-	-	0	0	0
		2016	-	-	-	-	-	-	1	-	-	-	-	0	↔	1
	Probates/Wills & Trusts - Level 2	2017	-	-	-	-	2	2	-	-	-	-	-	4	100%	4
		2016	1	-	-	-	1	-	-	-	1	-	-	2	▲	3
	Uncontested Divorce	2017	2	3	4	2	5	4	1	-	-	-	-	21	-38%	21
		2016	1	6	6	4	3	9	5	4	3	2	8	34	▼	54
	Capital Murder	2017	-	-	-	-	-	-	-	-	-	-	-	0	0	0
		2016	-	-	-	-	-	-	-	-	-	-	1	0	↔	1
	Felonies and Related Matters	2017	37	14	17	11	21	32	18	-	-	-	-	150	-20%	150
		2016	21	28	41	21	28	24	25	26	24	13	39	188	▼	327
Miscellaneous	Misdemeanor	2017	9	8	9	5	12	9	7	-	-	-	-	59	-31%	59
		2016	15	16	12	9	14	8	11	11	15	7	26	85	▼	154
	Other Criminally Related Matters	2017	5	-	1	2	5	1	1	-	-	-	-	15	36%	15
		2016	-	3	2	-	1	5	-	7	2	-	2	11	▲	22
Other	Miscellaneous	2017	51	40	55	45	45	45	51	-	-	-	-	332	-22%	332
		2016	72	88	67	48	35	53	64	49	49	53	44	427	▼	662
Other		2017	19	4	29	1	33	2	31	-	-	-	-	119	78%	119
		2016	10	12	2	9	16	13	5	5	6	5	9	67	▲	95


January 2016 -- July 2017 Filings

Dashboard

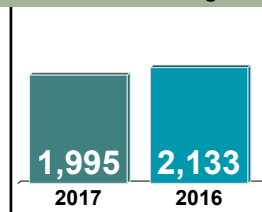
Court: York Circuit
 Start/End Date: Jan-16 / Jul-17
 2016 Average Month: 299
 Jan-Jul 2016: 2,133
 Filings Trending: ▼

Circuit/Court ID: 9 209199
 Type of Case: Filings
 2017 Average Month: 285
 Jan-Jul 2017 : 1,995
 Overall AVG. Month: 294

Monthly Filings Summary



Jan --- Jul Filings



Filings by Division

		Jan	Feb	Mar	Apr	May	Jun	Jul	Aug	Sep	Oct	Nov	Dec	Thru Jul	% Change	Total
Total	2017	247	278	347	240	295	274	314	-	-	-	-	-	1,995	-6%	1,995
	2016	353	342	326	281	260	279	292	318	283	271	262	320	2,133	▼	3,587
Civil	2017	39	46	62	53	62	50	44	-	-	-	-	-	356	1%	356
	2016	39	56	55	42	56	55	48	48	36	46	36	62	351	▲	579
Criminal	2017	64	109	134	59	112	122	134	-	-	-	-	-	734	22%	734
	2016	100	85	98	96	79	90	56	107	136	87	72	130	604	▲	1,136
Miscellaneous	2017	141	121	149	128	121	102	136	-	-	-	-	-	898	-23%	898
	2016	214	199	171	142	125	133	186	162	111	136	152	127	1,170	▼	1,858
Other	2017	3	2	2	-	-	-	-	-	-	-	-	-	7	-13%	7
	2016	-	2	2	1	-	1	2	1	-	2	2	1	8	▼	14

Filings by Division & Case Category

		Jan	Feb	Mar	Apr	May	Jun	Jul	Aug	Sep	Oct	Nov	Dec	Thru Jul	% Change	Total
Civil	Administrative Law 2017	1	-	-	-	-	-	-	-	-	-	-	-	1	-50%	1
	2016	-	1	-	-	1	-	-	1	1	-	-	-	2	▼	4
	Contested Divorce 2017	6	1	11	6	9	5	7	-	-	-	-	-	45	41%	45
	2016	3	3	5	5	4	8	4	9	5	4	8	6	32	▲	64
	Domestic and Family - Level 1 2017	-	2	2	-	5	1	1	-	-	-	-	-	11	-31%	11
	2016	2	7	3	1	-	3	-	2	4	2	-	2	16	▼	26
	Domestic and Family - Level 2 2017	3	9	9	15	12	9	8	-	-	-	-	-	65	12%	65
	2016	3	10	13	8	7	8	9	9	4	9	11	15	58	▲	106
	General Civil - Level 1 2017	-	-	1	2	1	-	1	-	-	-	-	-	5	5	5
	2016	-	-	-	-	-	-	-	1	-	1	1	1	0	↔	4
	General Civil - Level 2 2017	8	9	13	8	9	14	7	-	-	-	-	-	68	8%	68
	2016	11	8	9	9	10	10	6	7	8	10	4	10	63	▲	102
	General Civil - Level 3 2017	4	7	1	9	7	6	5	-	-	-	-	-	39	22%	39
	2016	2	1	6	2	4	7	10	2	-	1	3	4	32	▲	42
Criminal	Probates/Wills & Trusts - Level 1 2017	-	-	-	-	-	-	1	-	-	-	-	-	1	1	1
	2016	-	-	-	-	-	-	-	1	-	-	-	-	0	↔	1
	Probates/Wills & Trusts - Level 2 2017	3	-	4	2	2	1	-	-	-	-	-	-	12	0%	12
	2016	1	1	1	2	4	2	1	1	3	3	2	1	12	↔	22
	Protective Orders 2017	2	-	1	-	1	2	2	-	-	-	-	-	8	100%	8
	2016	1	1	-	1	-	1	-	-	-	2	-	-	4	▲	6
	Uncontested Divorce 2017	12	18	20	11	16	12	12	-	-	-	-	-	101	-23%	101
	2016	16	24	18	14	26	16	18	15	11	14	7	23	132	▼	202
	Felonies and Related Matters 2017	34	87	90	40	82	81	108	-	-	-	-	-	522	20%	522
	2016	80	67	73	61	56	61	38	81	103	59	52	90	436	▲	821
Miscellaneous	Misdemeanor 2017	21	19	34	15	23	36	18	-	-	-	-	-	166	30%	166
	2016	14	16	18	27	22	20	11	22	24	14	10	35	128	▲	233
	Other Criminally Related Matters 2017	9	3	10	4	7	5	8	-	-	-	-	-	46	15%	46
	2016	6	2	7	8	1	9	7	4	9	14	10	5	40	▲	82
Other	Miscellaneous 2017	141	121	149	128	121	102	136	-	-	-	-	-	898	-23%	898
	2016	214	199	171	142	125	133	186	162	111	136	152	127	1,170	▼	1,858
Other	2017	3	2	2	-	-	-	-	-	-	-	-	-	7	-13%	7
	2016	-	2	2	1	-	1	2	1	-	2	2	1	8	▼	14


January 2016 -- July 2017 Filings

Dashboard

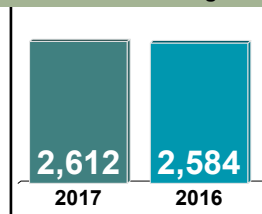
Court: Williamsburg Circuit
 Start/End Date: Jan-16 / Jul-17
 2016 Average Month: 361
 Jan-Jul 2016: 2,584
 Filings Trending: ↔

Circuit/Court ID: 9 209830
 Type of Case: Filings
 2017 Average Month: 373
 Jan-Jul 2017 : 2,612
 Overall AVG. Month: 366

Monthly Filings Summary



Jan --- Jul Filings



Filings by Division

		Jan	Feb	Mar	Apr	May	Jun	Jul	Aug	Sep	Oct	Nov	Dec	Thru Jul	% Change	Total
Total	2017	345	355	434	331	422	380	345	-	-	-	-	-	2,612	1%	2,612
	2016	405	350	431	341	372	365	320	372	411	295	352	321	2,584	▲	4,335
Civil	2017	44	54	60	59	79	60	51	-	-	-	-	-	407	10%	407
	2016	55	53	66	34	51	62	49	54	51	59	50	58	370	▲	642
Criminal	2017	82	112	156	107	151	118	120	-	-	-	-	-	846	6%	846
	2016	125	97	142	122	149	111	55	120	169	82	127	81	801	▲	1,380
Miscellaneous	2017	142	131	147	120	124	139	107	-	-	-	-	-	910	-17%	910
	2016	176	171	175	145	118	150	164	163	150	128	138	137	1,099	▼	1,815
Other	2017	77	58	71	45	68	63	67	-	-	-	-	-	449	43%	449
	2016	49	29	48	40	54	42	52	35	41	26	37	45	314	▲	498

Filings by Division & Case Category

		Jan	Feb	Mar	Apr	May	Jun	Jul	Aug	Sep	Oct	Nov	Dec	Thru Jul	% Change	Total
Civil	Administrative Law	2017	-	1	-	-	-	-	-	-	-	-	-	1	1	1
		2016	-	-	-	-	-	-	-	-	-	2	-	0	↔	2
	Contested Divorce	2017	7	6	9	5	7	5	-	-	-	-	-	44	-6%	44
		2016	8	11	6	2	8	6	11	6	3	8	5	47	▼	80
	Domestic and Family - Level 1	2017	-	8	6	9	13	7	-	-	-	-	-	48	33%	48
		2016	4	6	6	2	3	8	3	3	7	2	6	36	▲	57
	Domestic and Family - Level 2	2017	1	1	4	1	-	1	-	-	-	-	-	10	-38%	10
		2016	1	1	3	4	2	2	1	1	4	4	-	16	▼	26
	General Civil - Level 1	2017	-	-	1	1	1	-	-	-	-	-	-	3	-63%	3
		2016	1	-	1	4	-	2	1	1	1	1	-	8	▼	12
	General Civil - Level 2	2017	10	12	17	20	11	16	-	-	-	-	-	100	23%	100
		2016	11	13	13	7	13	12	15	10	14	12	18	81	▲	150
	General Civil - Level 3	2017	9	6	4	7	17	15	-	-	-	-	-	62	29%	62
		2016	5	9	7	6	5	11	4	12	9	4	8	48	▲	85
Criminal	Probates/Wills & Trusts - Level 1	2017	2	-	1	-	-	-	-	-	-	-	-	3	0%	3
		2016	1	1	-	-	-	1	-	-	1	3	1	3	↔	8
	Probates/Wills & Trusts - Level 2	2017	3	4	2	6	6	1	-	-	-	-	-	24	26%	24
		2016	3	2	4	1	2	2	5	5	2	1	4	19	▲	33
	Uncontested Divorce	2017	12	16	16	10	24	15	-	-	-	-	-	112	0%	112
		2016	21	10	26	8	18	21	8	14	16	13	16	112	↔	189
	Felonies and Related Matters	2017	44	52	95	54	78	65	-	-	-	-	-	456	4%	456
		2016	80	58	86	51	86	54	22	59	99	46	69	437	▲	750
	Misdemeanor	2017	28	45	41	36	63	39	-	-	-	-	-	284	6%	284
		2016	37	25	42	59	40	41	25	49	53	23	47	269	▲	475
	Other Criminally Related Matters	2017	10	15	20	17	10	14	-	-	-	-	-	106	12%	106
		2016	8	14	14	12	23	16	8	12	17	11	7	95	▲	155
	Miscellaneous	2017	142	131	147	120	124	139	-	-	-	-	-	910	-17%	910
		2016	176	171	175	145	118	150	163	150	128	138	137	1,099	▼	1,815
Other		2017	77	58	71	45	68	63	-	-	-	-	-	449	43%	449
		2016	49	29	48	40	54	42	35	41	26	37	45	314	▲	498


January 2016 -- July 2017 Filings

Dashboard

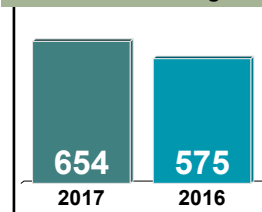
Court: Appomattox Circuit
 Start/End Date: Jan-16 / Jul-17
 2016 Average Month: 82
 Jan-Jul 2016: 575
 Filings Trending: ▲

Circuit/Court ID: 10
 210011
 Type of Case: Filings
 2017 Average Month: 93
 Jan-Jul 2017 : 654
 Overall AVG. Month: 86

Monthly Filings Summary



Jan --- Jul Filings



Filings by Division

		Jan	Feb	Mar	Apr	May	Jun	Jul	Aug	Sep	Oct	Nov	Dec	Thru Jul	% Change	Total
Total	2017	72	89	79	180	79	84	71	-	-	-	-	-	654	14%	654
	2016	106	67	107	55	78	92	70	66	84	91	94	68	575	▲	978
Civil	2017	11	15	6	6	7	8	3	-	-	-	-	-	56	-21%	56
	2016	6	10	15	14	12	5	9	14	7	8	10	10	71	▼	120
Criminal	2017	14	48	32	132	24	36	33	-	-	-	-	-	319	39%	319
	2016	54	16	49	1	41	44	24	20	38	49	25	25	229	▲	386
Miscellaneous	2017	47	25	40	39	47	40	34	-	-	-	-	-	272	0%	272
	2016	46	41	42	40	25	42	36	32	39	34	59	32	272	↔	468
Other	2017	-	1	1	3	1	-	1	-	-	-	-	-	7	133%	7
	2016	-	-	1	-	-	1	1	-	-	-	-	1	3	▲	4

Filings by Division & Case Category

		Jan	Feb	Mar	Apr	May	Jun	Jul	Aug	Sep	Oct	Nov	Dec	Thru Jul	% Change	Total
Civil	Administrative Law	2017	1	-	-	-	-	-	-	-	-	-	-	1	1	1
		2016	-	-	-	-	-	-	-	-	-	-	-	0	↔	0
	Contested Divorce	2017	-	3	3	1	1	2	1	-	-	-	-	11	-8%	11
		2016	2	1	4	1	2	2	-	-	1	2	1	12	▼	16
	Domestic and Family - Level 1	2017	-	2	-	-	1	-	-	-	-	-	-	3	-57%	3
		2016	-	-	-	2	1	3	5	1	1	2	3	7	▼	19
	Domestic and Family - Level 2	2017	2	3	-	1	1	1	-	-	-	-	-	8	100%	8
		2016	-	-	2	-	1	1	3	-	2	-	-	4	▲	9
	General Civil - Level 1	2017	-	-	-	-	-	-	-	-	-	-	-	0	-100%	0
		2016	-	-	-	1	-	-	-	-	-	-	-	1	▼	1
	General Civil - Level 2	2017	-	3	-	-	3	1	-	-	-	-	-	10	-29%	10
		2016	-	5	1	3	4	1	2	-	2	4	1	14	▼	23
	General Civil - Level 3	2017	3	2	1	-	1	2	-	-	-	-	-	9	-10%	9
		2016	4	1	3	1	-	1	1	1	-	-	-	10	▼	12
Criminal	Probates/Wills & Trusts - Level 1	2017	-	-	-	-	-	-	-	-	-	-	-	0	-100%	0
		2016	-	-	-	-	1	-	-	-	1	-	1	1	▼	3
	Probates/Wills & Trusts - Level 2	2017	-	1	-	1	-	-	-	-	-	-	-	2	-50%	2
		2016	-	1	-	1	-	2	-	1	-	-	2	4	▼	7
	Uncontested Divorce	2017	5	1	2	3	-	1	-	-	-	-	-	12	-33%	12
		2016	-	2	5	5	3	3	3	4	1	2	2	18	▼	30
	Felonies and Related Matters	2017	14	44	31	94	17	28	14	-	-	-	-	242	46%	242
		2016	39	12	30	1	33	33	18	19	27	39	16	166	▲	282
	Misdemeanor	2017	-	4	1	36	5	2	-	-	-	-	-	48	7%	48
		2016	10	2	14	-	4	10	5	1	6	7	2	45	▲	68
	Other Criminally Related Matters	2017	-	-	-	2	2	6	19	-	-	-	-	29	61%	29
		2016	5	2	5	-	4	1	1	-	5	3	7	18	▲	36
Miscellaneous		2017	47	25	40	39	47	40	34	-	-	-	-	272	0%	272
		2016	46	41	42	40	25	42	36	32	39	34	59	272	↔	468
Other		2017	-	1	1	3	1	-	1	-	-	-	-	7	133%	7
		2016	-	-	1	-	-	1	1	-	-	-	1	3	▲	4


January 2016 -- July 2017 Filings

Dashboard

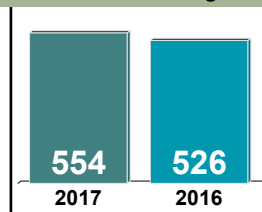
Court: Buckingham Circuit
Start/End Date: Jan-16 / Jul-17
2016 Average Month: 72
Jan-Jul 2016: 526
Filings Trending: ▲

Circuit/Court ID: 10
210029
Type of Case: Filings
2017 Average Month: 79
Jan-Jul 2017 : 554
Overall AVG. Month: 75

Monthly Filings Summary



Jan --- Jul Filings



Filings by Division

		Jan	Feb	Mar	Apr	May	Jun	Jul	Aug	Sep	Oct	Nov	Dec	Thru Jul	% Change	Total
Total	2017	66	68	69	169	46	94	42	-	-	-	-	-	554	5%	554
	2016	105	68	67	98	64	63	61	67	81	64	80	45	526	▲	863
Civil	2017	11	6	9	11	11	15	6	-	-	-	-	-	69	-8%	69
	2016	12	10	7	13	10	13	10	10	9	11	8	10	75	▼	123
Criminal	2017	31	24	22	131	14	49	4	-	-	-	-	-	275	39%	275
	2016	48	15	14	62	23	15	21	20	39	17	40	9	198	▲	323
Miscellaneous	2017	23	38	37	26	21	26	31	-	-	-	-	-	202	-20%	202
	2016	45	43	46	23	31	34	30	37	33	36	32	25	252	▼	415
Other	2017	1	-	1	1	-	4	1	-	-	-	-	-	8	700%	8
	2016	-	-	-	-	-	1	-	-	-	-	-	1	1	▲	2

Filings by Division & Case Category

		Jan	Feb	Mar	Apr	May	Jun	Jul	Aug	Sep	Oct	Nov	Dec	Thru Jul	% Change	Total
Civil	Administrative Law	2017	-	-	1	-	-	-	-	-	-	-	-	1	0%	1
		2016	-	-	-	-	1	-	-	-	-	-	-	1	↔	1
	Contested Divorce	2017	2	-	-	2	2	-	-	-	-	-	-	6	-45%	6
		2016	1	1	2	-	4	2	1	2	1	-	2	11	▼	17
	Domestic and Family - Level 1	2017	-	-	-	4	-	5	-	-	-	-	-	9	-18%	9
		2016	2	-	-	4	-	5	-	2	-	-	1	11	▼	14
	Domestic and Family - Level 2	2017	-	-	-	-	2	-	-	-	-	-	-	2	-71%	2
		2016	2	1	-	2	-	2	-	-	1	1	2	7	▼	11
	General Civil - Level 1	2017	-	-	-	1	-	-	-	-	-	-	-	1	1	1
		2016	-	-	-	-	-	-	-	-	1	-	-	0	↔	1
	General Civil - Level 2	2017	4	3	2	2	4	3	-	-	-	-	-	18	50%	18
		2016	2	2	2	2	1	3	2	2	2	2	2	12	▲	22
	General Civil - Level 3	2017	2	-	1	-	1	2	3	-	-	-	-	9	80%	9
		2016	-	3	-	1	-	1	1	1	2	3	1	5	▲	13
Criminal	Probates/Wills & Trusts - Level 1	2017	-	-	-	-	-	-	-	-	-	-	-	0	0	0
		2016	-	-	-	-	-	-	1	-	-	-	-	0	↔	1
	Probates/Wills & Trusts - Level 2	2017	-	-	-	-	-	-	-	-	-	-	-	0	-100%	0
		2016	-	1	1	-	-	1	-	-	1	-	-	3	▼	4
	Protective Orders	2017	-	-	-	-	-	2	-	-	-	-	-	2	0%	2
		2016	-	-	-	-	-	2	-	-	-	-	-	2	↔	2
	Uncontested Divorce	2017	3	3	5	2	2	3	3	-	-	-	-	21	-9%	21
		2016	5	2	2	4	5	3	2	4	3	2	2	23	▼	37
	Felonies and Related Matters	2017	18	8	13	82	10	42	3	-	-	-	-	176	2%	176
		2016	43	12	13	60	15	15	15	19	35	13	28	173	▲	271
Miscellaneous	Misdemeanor	2017	10	13	8	47	4	7	1	-	-	-	-	90	275%	90
		2016	5	3	1	1	8	-	6	1	3	4	12	24	▲	50
	Other Criminally Related Matters	2017	3	3	1	2	-	-	-	-	-	-	-	9	800%	9
		2016	-	-	-	1	-	-	-	1	-	-	-	1	▲	2
Other		2017	23	38	37	26	21	26	31	-	-	-	-	202	-20%	202
		2016	45	43	46	23	31	34	30	37	33	32	25	252	▼	415
Other		2017	1	-	1	1	-	4	1	-	-	-	-	8	700%	8
		2016	-	-	-	-	-	1	-	-	-	-	1	1	▲	2

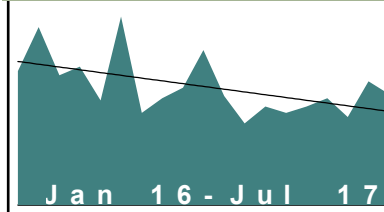
January 2016 -- July 2017 Filings

Dashboard

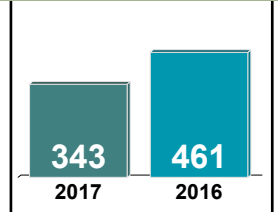
Court: Charlotte Circuit
 Start/End Date: Jan-16 / Jul-17
 2016 Average Month: 61
 Jan-Jul 2016: 461
 Filings Trending: ▼

Circuit/Court ID: 10
 210037
 Type of Case: Filings
 2017 Average Month: 49
 Jan-Jul 2017 : 343
 Overall AVG. Month: 57

Monthly Filings Summary



Jan --- Jul Filings



Filings by Division

		Jan	Feb	Mar	Apr	May	Jun	Jul	Aug	Sep	Oct	Nov	Dec	Thru Jul	% Change	Total
Total	2017	47	44	47	51	42	59	53	-	-	-	-	-	343	-26%	343
	2016	64	85	62	66	50	90	44	51	56	74	52	39	461	▼	733
Civil	2017	4	13	12	13	9	2	8	-	-	-	-	-	61	-8%	61
	2016	5	11	14	11	11	5	9	14	9	3	4	4	66	▼	100
Criminal	2017	19	13	2	20	15	27	13	-	-	-	-	-	109	-45%	109
	2016	31	26	16	33	15	70	6	19	13	50	12	12	197	▼	303
Miscellaneous	2017	22	16	27	15	15	22	27	-	-	-	-	-	144	-16%	144
	2016	25	43	31	20	21	12	19	13	30	15	28	19	171	▼	276
Other	2017	2	2	6	3	3	8	5	-	-	-	-	-	29	7%	29
	2016	3	5	1	2	3	3	10	5	4	6	8	4	27	▲	54

Filings by Division & Case Category

		Jan	Feb	Mar	Apr	May	Jun	Jul	Aug	Sep	Oct	Nov	Dec	Thru Jul	% Change	Total
Civil	Contested Divorce	2017	-	2	1	2	-	2	-	-	-	-	-	7	-22%	7
		2016	1	-	2	2	1	1	3	2	1	3	-	9	▼	18
	Domestic and Family - Level 1	2017	1	-	1	1	1	2	-	-	-	-	-	7	-50%	7
		2016	-	2	5	2	4	1	2	-	-	-	-	14	▼	16
	Domestic and Family - Level 2	2017	-	-	2	1	-	1	-	-	-	-	-	4	-33%	4
		2016	1	-	2	1	-	-	-	-	-	-	-	6	▼	6
	General Civil - Level 1	2017	-	-	-	-	-	-	-	-	-	-	-	0	-100%	0
		2016	-	-	-	-	-	1	-	-	-	-	-	1	▼	1
	General Civil - Level 2	2017	-	1	-	1	2	2	-	-	-	-	-	6	-33%	6
		2016	-	2	1	2	1	2	2	1	-	-	2	9	▼	14
	General Civil - Level 3	2017	-	5	4	2	2	-	-	-	-	-	-	13	225%	13
		2016	-	3	-	1	-	-	1	3	1	1	1	4	▲	11
	Probates/Wills & Trusts - Level 2	2017	-	-	1	-	1	-	-	-	-	-	-	2	-33%	2
		2016	-	1	1	1	-	-	1	-	-	-	-	3	▼	4
	Protective Orders	2017	-	-	-	-	-	1	-	-	-	-	-	1	1	1
		2016	-	-	-	-	-	-	-	-	-	-	-	0	↔	0
	Uncontested Divorce	2017	3	5	3	6	4	-	-	-	-	-	-	21	5%	21
		2016	3	3	3	2	4	5	5	3	1	-	1	20	▲	30
Criminal	Felonies and Related Matters	2017	14	6	-	15	12	21	7	-	-	-	-	75	-54%	75
		2016	27	17	8	28	13	66	5	16	9	48	10	164	▼	253
	Misdemeanor	2017	3	7	1	4	3	5	6	-	-	-	-	29	26%	29
		2016	3	7	6	2	-	4	1	3	4	2	5	23	▲	39
	Other Criminally Related Matters	2017	2	-	1	1	-	1	-	-	-	-	-	5	-50%	5
		2016	1	2	2	3	2	-	-	-	-	-	1	10	▼	11
Miscellaneous		2017	22	16	27	15	15	22	27	-	-	-	-	144	-16%	144
		2016	25	43	31	20	21	12	19	13	30	15	28	171	▼	276
Other		2017	2	2	6	3	3	8	5	-	-	-	-	29	7%	29
		2016	3	5	1	2	3	3	10	5	4	6	8	27	▲	54


January 2016 -- July 2017 Filings

Dashboard

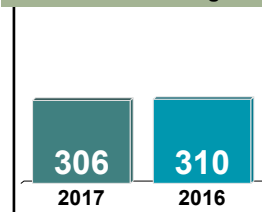
Court: Cumberland Circuit
 Start/End Date: Jan-16 / Jul-17
 2016 Average Month: 41
 Jan-Jul 2016: 310
 Filings Trending: ⇌

Circuit/Court ID: 10
 210049
 Type of Case: Filings
 2017 Average Month: 44
 Jan-Jul 2017 : 306
 Overall AVG. Month: 42

Monthly Filings Summary



Jan --- Jul Filings



Filings by Division

		Jan	Feb	Mar	Apr	May	Jun	Jul	Aug	Sep	Oct	Nov	Dec	Thru Jul	% Change	Total
Total	2017	64	64	26	65	35	31	21	-	-	-	-	-	306	-1%	306
	2016	57	43	48	32	47	55	28	21	76	26	26	33	310	▼	492
Civil	2017	7	9	1	5	5	5	4	-	-	-	-	-	36	-3%	36
	2016	7	5	7	3	8	2	5	4	6	3	1	2	37	▼	53
Criminal	2017	34	33	6	44	10	5	2	-	-	-	-	-	134	29%	134
	2016	9	13	13	9	16	37	7	7	47	12	5	20	104	▲	195
Miscellaneous	2017	23	22	18	16	20	21	15	-	-	-	-	-	135	-18%	135
	2016	39	25	28	20	22	15	16	10	23	11	20	11	165	▼	240
Other	2017	-	-	1	-	-	-	-	-	-	-	-	-	1	-75%	1
	2016	2	-	-	-	1	1	-	-	-	-	-	-	4	▼	4

Filings by Division & Case Category

		Jan	Feb	Mar	Apr	May	Jun	Jul	Aug	Sep	Oct	Nov	Dec	Thru Jul	% Change	Total
Civil	Administrative Law	2017	-	-	-	-	-	-	-	-	-	-	-	0	-100%	0
		2016	-	1	1	-	-	-	-	-	-	-	-	2	▼	2
	Contested Divorce	2017	1	-	-	1	1	1	-	-	-	-	-	5	67%	5
		2016	-	-	1	2	-	-	-	-	-	-	2	3	▲	5
	Domestic and Family - Level 1	2017	-	2	-	1	-	-	-	-	-	-	-	4	-50%	4
		2016	3	-	1	-	3	1	-	-	-	-	-	8	▼	8
	Domestic and Family - Level 2	2017	-	-	-	-	1	-	-	-	-	-	-	1	-80%	1
		2016	3	1	-	-	1	-	-	1	-	-	-	5	▼	6
	General Civil - Level 1	2017	-	-	-	-	-	1	-	-	-	-	-	1	1	1
		2016	-	-	-	-	-	-	-	-	-	-	-	0	⇌	0
	General Civil - Level 2	2017	3	3	-	-	2	1	-	-	-	-	-	9	13%	9
		2016	1	1	4	-	1	-	-	3	2	-	-	8	▲	13
	General Civil - Level 3	2017	1	1	1	-	-	-	-	-	-	-	-	3	200%	3
		2016	-	-	-	-	1	-	4	1	-	-	-	1	▲	6
Criminal	Probates/Wills & Trusts - Level 1	2017	-	-	-	-	-	-	-	-	-	-	-	0	0	0
		2016	-	-	-	-	-	-	-	-	1	-	-	0	⇌	1
	Probates/Wills & Trusts - Level 2	2017	-	-	-	-	1	-	-	-	-	-	-	1	1	1
		2016	-	-	-	-	-	-	-	-	-	-	-	0	⇌	0
	Uncontested Divorce	2017	2	3	-	3	1	2	-	-	-	-	-	12	20%	12
		2016	-	2	-	1	3	3	-	1	-	1	-	10	▲	12
	Felonies and Related Matters	2017	21	24	4	37	4	3	2	-	-	-	-	95	25%	95
		2016	3	-	10	8	12	36	7	6	41	11	4	76	▲	151
	Misdemeanor	2017	13	9	2	7	5	2	-	-	-	-	-	38	171%	38
Miscellaneous		2016	6	2	3	1	2	-	1	2	1	1	6	14	▲	25
	Other Criminally Related Matters	2017	-	-	-	-	1	-	-	-	-	-	-	1	-93%	1
		2016	-	11	-	-	2	1	-	4	-	-	1	14	▼	19
	Miscellaneous	2017	23	22	18	16	20	21	15	-	-	-	-	135	-18%	135
		2016	39	25	28	20	22	15	16	10	23	11	20	165	▼	240
	Other	2017	-	-	1	-	-	-	-	-	-	-	-	1	-75%	1
		2016	2	-	-	-	1	1	-	-	-	-	-	4	▼	4


January 2016 -- July 2017 Filings

Dashboard

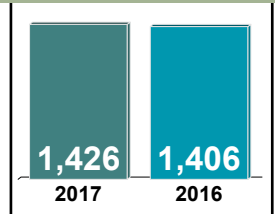
Court: Halifax Circuit
 Start/End Date: Jan-16 / Jul-17
 2016 Average Month: 194
 Jan-Jul 2016: 1,406
 Filings Trending: ↔

Circuit/Court ID: 10
 210083
 Type of Case: Filings
 2017 Average Month: 204
 Jan-Jul 2017 : 1,426
 Overall AVG. Month: 198

Monthly Filings Summary



Jan --- Jul Filings



Filings by Division

		Jan	Feb	Mar	Apr	May	Jun	Jul	Aug	Sep	Oct	Nov	Dec	Thru Jul	% Change	Total
Total	2017	209	212	223	178	212	157	235	-	-	-	-	-	1,426	1%	1,426
	2016	159	274	241	196	197	172	167	206	168	155	175	219	1,406	▲	2,329
Civil	2017	30	40	32	13	21	37	29	-	-	-	-	-	202	-12%	202
	2016	19	40	48	39	27	36	20	22	32	20	29	26	229	▼	358
Criminal	2017	92	67	91	74	100	55	162	-	-	-	-	-	641	10%	641
	2016	77	105	92	64	111	58	76	110	40	70	60	109	583	▲	972
Miscellaneous	2017	73	88	75	75	74	49	38	-	-	-	-	-	472	-12%	472
	2016	58	117	96	87	54	67	57	61	77	58	77	69	536	▼	878
Other	2017	14	17	25	16	17	16	6	-	-	-	-	-	111	91%	111
	2016	5	12	5	6	5	11	14	13	19	7	9	15	58	▲	121

Filings by Division & Case Category

		Jan	Feb	Mar	Apr	May	Jun	Jul	Aug	Sep	Oct	Nov	Dec	Thru Jul	% Change	Total
Civil	Administrative Law	2017	-	-	-	-	-	-	-	-	-	-	-	0	-100%	0
		2016	-	-	-	-	1	-	-	-	-	-	-	1	▼	1
	Contested Divorce	2017	5	4	5	3	2	7	1	-	-	-	-	27	-21%	27
		2016	4	2	7	4	4	9	4	2	3	2	5	34	▼	48
	Domestic and Family - Level 1	2017	10	2	3	3	2	9	1	-	-	-	-	30	-12%	30
		2016	2	4	12	8	4	1	3	1	9	1	3	34	▼	48
	Domestic and Family - Level 2	2017	-	1	-	-	1	3	2	-	-	-	-	7	75%	7
		2016	-	1	-	2	-	1	-	3	2	1	-	4	▲	10
	General Civil - Level 1	2017	-	2	-	-	-	-	-	-	-	-	-	2	100%	2
		2016	-	-	-	-	1	-	-	-	-	-	-	1	▲	1
	General Civil - Level 2	2017	2	3	6	1	1	4	4	-	-	-	-	21	-30%	21
		2016	3	6	2	3	2	9	5	3	2	4	6	30	▼	51
	General Civil - Level 3	2017	4	18	2	1	5	2	9	-	-	-	-	41	3%	41
		2016	-	12	11	3	9	4	1	2	4	5	3	40	▲	59
Criminal	Probates/Wills & Trusts - Level 1	2017	-	-	-	1	-	-	-	-	-	-	-	1	-67%	1
		2016	-	1	1	-	-	1	-	1	-	-	1	3	▼	5
	Probates/Wills & Trusts - Level 2	2017	1	-	-	-	1	1	1	-	-	-	-	4	-60%	4
		2016	2	1	2	1	1	3	-	2	1	-	1	10	▼	15
	Uncontested Divorce	2017	8	10	16	4	9	11	11	-	-	-	-	69	-4%	69
		2016	8	13	13	18	6	7	11	10	6	13	8	72	▼	120
	Capital Murder	2017	-	-	-	-	-	-	-	-	-	-	-	0	0	0
		2016	-	-	-	-	-	-	-	-	-	1	-	0	↔	1
	Felonies and Related Matters	2017	54	44	77	47	54	25	95	-	-	-	-	396	8%	396
		2016	56	71	58	41	72	35	34	81	18	50	38	367	▲	641
Miscellaneous	Misdemeanor	2017	35	12	13	24	37	27	65	-	-	-	-	213	10%	213
		2016	19	32	31	18	34	20	39	24	19	17	20	193	▲	289
	Other Criminally Related Matters	2017	3	11	1	3	9	3	2	-	-	-	-	32	39%	32
		2016	2	2	3	5	5	3	3	5	3	5	2	23	▲	41
Other	Miscellaneous	2017	73	88	75	75	74	49	38	-	-	-	-	472	-12%	472
		2016	58	117	96	87	54	67	57	61	77	58	77	536	▼	878
Other	Other	2017	14	17	25	16	17	16	6	-	-	-	-	111	91%	111
		2016	5	12	5	6	5	11	14	13	19	7	9	58	▲	121


January 2016 -- July 2017 Filings

Dashboard

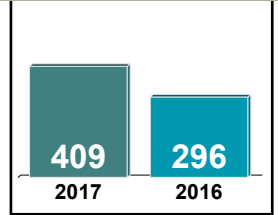
Court: Lunenburg Circuit
 Start/End Date: Jan-16 / Jul-17
 2016 Average Month: 44
 Jan-Jul 2016: 296
 Filings Trending: ▲

Circuit/Court ID: 10
 210111
 Type of Case: Filings
 2017 Average Month: 58
 Jan-Jul 2017 : 409
 Overall AVG. Month: 50

Monthly Filings Summary



Jan --- Jul Filings



Filings by Division

		Jan	Feb	Mar	Apr	May	Jun	Jul	Aug	Sep	Oct	Nov	Dec	Thru Jul	% Change	Total
Total	2017	41	69	81	54	46	79	39	-	-	-	-	-	409	38%	409
	2016	60	40	58	33	32	31	42	67	30	66	40	34	296	▲	533
Civil	2017	2	2	17	6	10	15	19	-	-	-	-	-	71	87%	71
	2016	5	4	5	9	6	5	4	27	4	7	4	3	38	▲	83
Criminal	2017	9	43	27	22	14	50	9	-	-	-	-	-	174	71%	174
	2016	26	8	21	10	9	12	16	22	4	22	17	9	102	▲	176
Miscellaneous	2017	30	24	37	26	22	14	11	-	-	-	-	-	164	5%	164
	2016	29	28	32	14	17	14	22	18	22	37	19	22	156	▲	274

Filings by Division & Case Category

		Jan	Feb	Mar	Apr	May	Jun	Jul	Aug	Sep	Oct	Nov	Dec	Thru Jul	% Change	Total
Civil	Administrative Law 2017	-	-	-	-	-	-	-	-	-	-	-	-	0	-100%	0
	2016	-	-	-	-	-	1	1	-	-	-	-	-	2	▼	2
	Contested Divorce 2017	-	2	4	-	-	-	-	-	-	-	-	-	6	50%	6
	2016	-	-	-	2	1	1	-	2	1	2	-	-	4	▲	9
	Domestic and Family - Level 1 2017	1	-	-	1	4	-	2	-	-	-	-	-	8	300%	8
	2016	-	-	-	1	-	-	1	1	1	1	1	-	2	▲	6
	Domestic and Family - Level 2 2017	-	-	1	-	-	-	-	-	-	-	-	-	1	-91%	1
	2016	2	1	3	3	1	-	1	4	1	2	-	-	11	▼	18
	General Civil - Level 1 2017	-	-	-	-	1	-	1	-	-	-	-	-	2	2	2
	2016	-	-	-	-	-	-	-	-	-	-	-	-	0	↔	0
Criminal	General Civil - Level 2 2017	-	-	5	2	1	9	8	-	-	-	-	-	25	400%	25
	2016	-	1	1	1	1	-	1	9	-	-	1	1	5	▲	16
	General Civil - Level 3 2017	-	-	3	-	-	4	5	-	-	-	-	-	12	300%	12
	2016	-	-	-	1	1	1	-	7	1	1	1	-	3	▲	13
	Uncontested Divorce 2017	1	-	4	3	4	2	3	-	-	-	-	-	17	55%	17
	2016	3	2	1	1	2	2	-	4	-	1	1	2	11	▲	19
	Capital Murder 2017	-	-	-	-	-	1	-	-	-	-	-	-	1	1	1
	2016	-	-	-	-	-	-	-	-	-	-	-	-	0	↔	0
	Felonies and Related Matters 2017	7	20	23	19	10	42	7	-	-	-	-	-	128	62%	128
	2016	18	8	13	7	8	12	13	18	3	15	13	6	79	▲	134
Miscellaneous	Misdemeanor 2017	1	22	4	2	4	4	2	-	-	-	-	-	39	86%	39
	2016	8	-	6	3	1	-	3	2	1	6	4	3	21	▲	37
	Other Criminally Related Matters 2017	1	1	-	1	-	3	-	-	-	-	-	-	6	200%	6
	2016	-	-	2	-	-	-	-	2	-	1	-	-	2	▲	5
	Miscellaneous 2017	30	24	37	26	22	14	11	-	-	-	-	-	164	5%	164
	2016	29	28	32	14	17	14	22	18	22	37	19	22	156	▲	274

January 2016 -- July 2017 Filings

Dashboard

Court: Mecklenburg Circuit

Start/End Date: Jan-16 / Jul-17

2016 Average Month: 222

Jan-Jul 2016: 1,546

Filings Trending: ▲

Circuit/Court ID: 10

210117

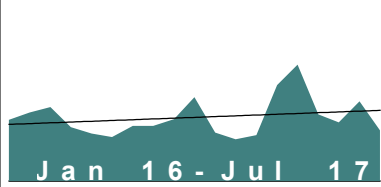
Type of Case: Filings

2017 Average Month:280

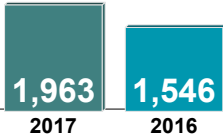
Jan-Jul 2017 : 1,963

Overall AVG. Month: 243

Monthly Filings Summary



Jan --- Jul Filings



Filings by Division																
		Jan	Feb	Mar	Apr	May	Jun	Jul	Aug	Sep	Oct	Nov	Dec	Thru Jul	% Change	Total
Total	2017	176	367	444	254	224	304	194	-	-	-	-	-	1,963	27%	1,963
	2016	234	262	283	206	182	168	211	211	236	320	185	160	1,546	▲	2,658
Civil	2017	18	35	37	28	32	32	31	-	-	-	-	-	213	12%	213
	2016	24	32	33	20	33	24	24	27	26	76	32	19	190	▲	370
Criminal	2017	76	264	322	171	139	221	106	-	-	-	-	-	1,299	44%	1,299
	2016	140	153	178	109	100	89	135	130	151	182	112	102	904	▲	1,581
Miscellaneous	2017	82	66	85	55	49	36	53	-	-	-	-	-	426	-3%	426
	2016	68	73	72	75	49	53	48	53	58	60	41	38	438	▼	688
Other	2017	-	2	-	-	4	15	4	-	-	-	-	-	25	79%	25
	2016	2	4	-	2	-	2	4	1	1	2	-	1	14	▲	19

Filings by Division & Case Category																
		Jan	Feb	Mar	Apr	May	Jun	Jul	Aug	Sep	Oct	Nov	Dec	Thru Jul	% Change	Total
Civil	Administrative Law	2017	-	-	-	1	-	-	1	-	-	-	-	2	-33%	2
		2016	-	-	-	-	2	1	1	-	-	2	1	3	▼	7
	Contested Divorce	2017	5	9	12	5	5	4	7	-	-	-	-	47	38%	47
		2016	1	8	6	5	5	6	3	9	9	6	3	34	▲	69
	Domestic and Family - Level 1	2017	3	-	2	1	1	5	-	-	-	-	-	12	-54%	12
		2016	7	1	3	-	10	1	4	1	1	2	4	26	▼	35
	Domestic and Family - Level 2	2017	-	-	1	-	1	2	2	-	-	-	-	6	-25%	6
		2016	1	-	3	2	-	2	1	2	1	1	-	8	▼	13
	General Civil - Level 1	2017	-	1	2	1	-	-	-	-	-	-	-	4	300%	4
		2016	-	1	-	-	-	-	-	-	-	-	-	1	▲	1
	General Civil - Level 2	2017	3	6	1	3	1	3	2	-	-	-	-	20	18%	20
		2016	2	2	2	2	3	3	2	2	2	4	1	17	▲	28
	General Civil - Level 3	2017	1	4	4	-	4	1	1	-	-	-	-	15	25%	15
		2016	2	1	3	1	3	1	5	-	54	1	-	12	▲	72
Criminal	Probates/Wills & Trusts - Level 1	2017	-	-	-	-	1	-	-	-	-	-	-	1	1	1
		2016	-	-	-	-	-	-	-	-	-	-	-	0	↔	0
	Probates/Wills & Trusts - Level 2	2017	-	-	-	4	2	1	-	-	-	-	-	7	40%	7
		2016	-	3	-	-	1	1	-	1	1	2	-	5	▲	9
	Protective Orders	2017	-	-	-	-	-	1	-	-	-	-	-	1	-67%	1
		2016	-	-	-	-	1	1	-	-	1	1	1	3	▼	6
	Uncontested Divorce	2017	6	15	15	13	18	15	-	-	-	-	-	98	21%	98
		2016	11	16	16	10	10	8	8	11	9	9	12	81	▲	130
	Capital Murder	2017	-	-	-	-	-	1	-	-	-	-	-	1	1	1
		2016	-	-	-	-	-	-	-	-	-	-	-	0	↔	0
	Felonies and Related Matters	2017	52	199	289	156	85	83	91	-	-	-	-	955	32%	955
		2016	102	118	156	91	76	65	117	104	113	154	81	725	▲	1,277
	Misdemeanor	2017	24	63	33	11	48	134	12	-	-	-	-	325	104%	325
		2016	35	31	20	16	20	22	15	19	33	26	21	159	▲	268
	Other Criminally Related Matters	2017	-	2	-	4	6	4	2	-	-	-	-	18	-10%	18
		2016	3	4	2	2	4	2	3	7	5	2	-	20	▼	36
Miscellaneous	2017	82	66	85	55	49	36	53	-	-	-	-	-	426	-3%	426
	2016	68	73	72	75	49	53	48	53	58	60	41	38	438	▼	688
Other	2017	-	2	-	-	4	15	4	-	-	-	-	-	25	79%	25
	2016	2	4	-	2	-	2	4	1	1	2	-	1	14	▲	19


January 2016 -- July 2017 Filings

Dashboard

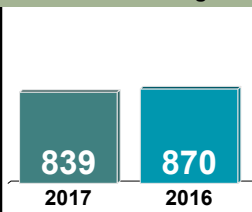
Court: Prince Edward Circuit
 Start/End Date: Jan-16 / Jul-17
 2016 Average Month: 123
 Jan-Jul 2016: 870
 Filings Trending: ▼

Circuit/Court ID: 10
 210147
 Type of Case: Filings
 2017 Average Month: 120
 Jan-Jul 2017 : 839
 Overall AVG. Month: 122

Monthly Filings Summary



Jan --- Jul Filings



Filings by Division

		Jan	Feb	Mar	Apr	May	Jun	Jul	Aug	Sep	Oct	Nov	Dec	Thru Jul	% Change	Total
Total	2017	109	110	105	125	84	204	102	-	-	-	-	-	839	-4%	839
	2016	167	99	125	190	94	111	84	142	122	126	136	85	870	▼	1,481
Civil	2017	7	12	20	13	17	17	14	-	-	-	-	-	100	16%	100
	2016	19	11	13	8	12	11	12	21	14	10	17	14	86	▲	162
Criminal	2017	48	61	56	81	26	147	62	-	-	-	-	-	481	-7%	481
	2016	94	43	75	145	57	71	34	101	85	67	89	42	519	▼	903
Miscellaneous	2017	54	37	29	30	39	39	24	-	-	-	-	-	252	-4%	252
	2016	54	45	36	37	25	29	36	20	23	49	30	29	262	▼	413
Other	2017	-	-	-	1	2	1	2	-	-	-	-	-	6	100%	6
	2016	-	-	1	-	-	-	2	-	-	-	-	-	3	▲	3

Filings by Division & Case Category

		Jan	Feb	Mar	Apr	May	Jun	Jul	Aug	Sep	Oct	Nov	Dec	Thru Jul	% Change	Total
Civil	Contested Divorce	2017	1	3	2	-	1	2	1	-	-	-	-	10	-38%	10
		2016	5	3	3	1	3	1	-	2	-	2	-	16	▼	22
	Domestic and Family - Level 1	2017	-	1	-	-	2	2	1	-	-	-	-	6	500%	6
		2016	-	-	-	1	-	-	-	5	8	3	6	1	▲	26
	Domestic and Family - Level 2	2017	-	2	3	-	-	-	-	-	-	-	-	5	25%	5
		2016	2	-	1	-	1	-	-	-	-	1	-	4	▲	5
	General Civil - Level 1	2017	-	-	-	1	-	1	-	-	-	-	-	2	0%	2
		2016	-	-	-	-	-	2	-	-	-	-	-	2	↔	2
	General Civil - Level 2	2017	2	1	9	2	5	3	1	-	-	-	-	23	10%	23
		2016	3	2	2	1	6	3	4	-	1	1	4	21	▲	31
	General Civil - Level 3	2017	-	1	1	4	3	2	1	-	-	-	-	12	71%	12
		2016	1	1	1	-	-	2	2	-	5	3	4	7	▲	22
	Probates/Wills & Trusts - Level 1	2017	-	-	1	-	-	-	-	-	-	-	-	1	1	1
		2016	-	-	-	-	-	-	-	-	-	-	-	0	↔	0
Criminal	Probates/Wills & Trusts - Level 2	2017	-	-	1	3	2	-	2	-	-	-	-	8	60%	8
		2016	2	1	-	1	-	1	-	5	-	-	1	5	▲	11
	Protective Orders	2017	-	2	-	-	-	1	-	-	-	-	-	3	3	3
		2016	-	-	-	-	-	-	3	-	-	1	-	0	↔	4
	Uncontested Divorce	2017	4	2	3	3	4	6	8	-	-	-	-	30	0%	30
		2016	6	4	6	4	2	4	2	1	1	5	-	30	↔	39
	Felonies and Related Matters	2017	43	41	44	56	18	114	44	-	-	-	-	360	-8%	360
		2016	78	22	44	127	43	53	23	72	68	58	66	390	▼	681
	Misdemeanor	2017	5	20	12	24	8	31	15	-	-	-	-	115	3%	115
		2016	12	21	26	18	11	13	11	25	16	9	21	112	▲	194
	Other Criminally Related Matters	2017	-	-	-	1	-	2	3	-	-	-	-	6	-65%	6
		2016	4	-	5	-	3	5	-	4	1	-	2	17	▼	28
	Miscellaneous	2017	54	37	29	30	39	39	24	-	-	-	-	252	-4%	252
		2016	54	45	36	37	25	29	36	20	23	49	30	262	▼	413
	Other	2017	-	-	-	1	2	1	2	-	-	-	-	6	100%	6
		2016	-	-	1	-	-	-	2	-	-	-	-	3	▲	3

January 2016 -- July 2017 Filings

Dashboard

Court: Amelia Circuit

Start/End Date: Jan-16 / Jul-17

2016 Average Month: 64

Jan-Jul 2016: 438

Filings Trending: ↔

Circuit/Court ID: 11

211007

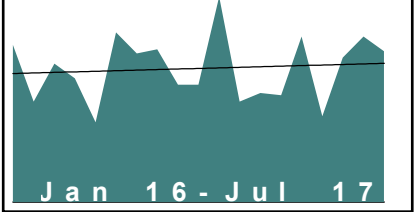
Type of Case: Filings

2017 Average Month:63

Jan-Jul 2017 : 443

Overall AVG. Month: 64

Monthly Filings Summary



Jan --- Jul Filings

443

2017

438

2016

Filings by Division																
		Jan	Feb	Mar	Apr	May	Jun	Jul	Aug	Sep	Oct	Nov	Dec	Thru Jul	% Change	Total
Total	2017	52	51	79	41	69	79	72	-	-	-	-	-	443	1%	443
	2016	75	48	66	59	38	81	71	73	56	56	98	48	438	▲	769
Civil	2017	10	8	10	1	8	12	8	-	-	-	-	-	57	63%	57
	2016	3	4	4	2	4	10	8	8	6	8	8	8	35	▲	73
Criminal	2017	13	12	25	10	32	29	22	-	-	-	-	-	143	-11%	143
	2016	28	11	25	23	11	39	23	33	11	12	43	15	160	▼	274
Miscellaneous	2017	29	30	40	30	25	37	40	-	-	-	-	-	231	0%	231
	2016	44	32	36	32	18	28	40	28	39	28	47	25	230	▲	397
Other	2017	-	1	4	-	4	1	2	-	-	-	-	-	12	-8%	12
	2016	-	1	1	2	5	4	-	4	-	8	-	-	13	▼	25

Filings by Division & Case Category																
		Jan	Feb	Mar	Apr	May	Jun	Jul	Aug	Sep	Oct	Nov	Dec	Thru Jul	% Change	Total
Civil	Contested Divorce	2017	-	2	3	-	-	-	2	-	-	-	-	7	17%	7
		2016	-	1	1	1	2	-	2	1	3	1	-	6	▲	13
	Domestic and Family - Level 1	2017	-	-	1	-	4	4	-	-	-	-	-	9	29%	9
		2016	3	-	-	-	1	3	-	1	1	-	-	7	▲	10
	Domestic and Family - Level 2	2017	-	-	-	-	-	1	-	-	-	-	-	1	1	1
		2016	-	-	-	-	-	-	-	-	-	-	1	0	↔	1
	General Civil - Level 2	2017	3	1	2	-	1	3	1	-	-	-	-	11	120%	11
		2016	-	-	2	-	1	2	2	3	-	1	1	5	▲	12
	General Civil - Level 3	2017	4	-	1	-	-	2	2	-	-	-	-	9	9	9
		2016	-	-	-	-	-	-	1	-	1	1	-	0	↔	3
	Probates/Wills & Trusts - Level 2	2017	-	1	-	-	1	-	2	-	-	-	-	4	300%	4
		2016	-	-	1	-	-	-	-	-	-	-	-	1	▲	1
Criminal	Protective Orders	2017	-	-	-	-	-	-	-	-	-	-	-	0	-100%	0
		2016	-	-	-	-	-	1	-	-	-	-	-	1	▼	1
	Uncontested Divorce	2017	3	4	3	1	2	3	-	-	-	-	-	16	7%	16
		2016	-	3	-	1	2	4	5	2	1	3	5	15	▲	32
	Felonies and Related Matters	2017	8	9	14	7	21	17	14	-	-	-	-	90	-10%	90
		2016	17	6	14	13	3	32	15	22	6	12	27	100	▼	175
	Misdemeanor	2017	5	2	6	2	7	9	5	-	-	-	-	36	-27%	36
		2016	10	2	10	10	5	6	6	4	-	13	7	49	▼	79
	Other Criminally Related Matters	2017	-	1	5	1	4	3	3	-	-	-	-	17	55%	17
		2016	1	3	1	-	3	1	2	5	1	3	-	11	▲	20
Miscellaneous		2017	29	30	40	30	25	37	40	-	-	-	-	231	0%	231
		2016	44	32	36	32	18	28	40	28	39	28	47	230	▲	397
Other		2017	-	1	4	-	4	1	2	-	-	-	-	12	-8%	12
		2016	-	1	1	2	5	4	-	4	-	8	-	13	▼	25


January 2016 -- July 2017 Filings

Dashboard

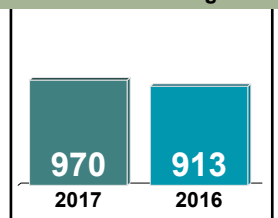
Court: Dinwiddie Circuit
 Start/End Date: Jan-16 / Jul-17
 2016 Average Month: 138
 Jan-Jul 2016: 913
 Filings Trending: ▲

Circuit/Court ID: 11
 211053
 Type of Case: Filings
 2017 Average Month: 139
 Jan-Jul 2017 : 970
 Overall AVG. Month: 138

Monthly Filings Summary



Jan --- Jul Filings



Filings by Division

		Jan	Feb	Mar	Apr	May	Jun	Jul	Aug	Sep	Oct	Nov	Dec	Thru Jul	% Change	Total
Total	2017	156	189	150	117	106	142	110	-	-	-	-	-	970	6%	970
	2016	128	148	179	124	91	99	144	141	193	116	142	147	913	▲	1,652
Civil	2017	31	21	19	11	15	19	15	-	-	-	-	-	131	-35%	131
	2016	22	29	27	21	23	21	58	49	29	18	11	17	201	▼	325
Criminal	2017	62	107	61	59	47	69	54	-	-	-	-	-	459	43%	459
	2016	39	50	63	52	31	51	36	41	99	41	75	69	322	▲	647
Miscellaneous	2017	63	60	70	47	43	54	40	-	-	-	-	-	377	-3%	377
	2016	67	69	89	51	37	26	50	51	64	55	56	60	389	▼	675
Other	2017	-	1	-	-	1	-	1	-	-	-	-	-	3	200%	3
	2016	-	-	-	-	-	1	-	-	1	2	-	1	1	▲	5

Filings by Division & Case Category

		Jan	Feb	Mar	Apr	May	Jun	Jul	Aug	Sep	Oct	Nov	Dec	Thru Jul	% Change	Total
Civil	Administrative Law	2017	-	-	-	-	-	1	-	-	-	-	-	1	-50%	1
		2016	-	-	1	-	-	1	3	1	-	1	3	2	▼	10
	Contested Divorce	2017	3	2	3	1	-	1	-	-	-	-	-	10	-55%	10
		2016	3	3	2	4	3	4	2	5	1	2	1	22	▼	33
	Domestic and Family - Level 1	2017	-	3	4	1	5	2	-	-	-	-	-	17	-37%	17
		2016	-	6	10	6	-	1	15	11	1	-	1	27	▼	55
	Domestic and Family - Level 2	2017	2	-	-	-	-	-	-	-	-	-	-	2	-95%	2
		2016	2	-	-	1	1	1	39	5	2	3	-	44	▼	56
	General Civil - Level 1	2017	-	-	1	-	-	-	-	-	-	-	-	1	-83%	1
		2016	-	3	1	1	-	1	-	-	-	-	-	6	▼	6
	General Civil - Level 2	2017	1	1	2	4	2	3	-	-	-	-	-	13	-50%	13
		2016	1	3	7	3	8	2	6	1	2	2	2	26	▼	39
	General Civil - Level 3	2017	19	7	4	2	4	4	7	-	-	-	-	47	52%	47
		2016	9	4	1	3	3	7	4	10	7	4	3	31	▲	56
Criminal	Probates/Wills & Trusts - Level 1	2017	-	-	-	-	-	-	-	-	-	-	-	0	0	0
		2016	-	-	-	-	-	-	-	-	-	1	-	0	↔	1
	Probates/Wills & Trusts - Level 2	2017	1	2	2	1	-	1	-	-	-	-	-	7	250%	7
		2016	1	-	-	1	-	-	1	-	-	-	-	2	▲	3
	Uncontested Divorce	2017	5	6	3	2	4	8	5	-	-	-	-	33	-20%	33
		2016	6	10	5	2	8	6	4	7	2	4	5	41	▼	66
	Felonies and Related Matters	2017	45	96	31	35	27	49	36	-	-	-	-	319	72%	319
		2016	30	30	38	30	14	24	19	21	79	20	52	185	▲	409
	Misdemeanor	2017	14	8	23	18	16	14	12	-	-	-	-	105	-12%	105
Miscellaneous		2016	8	19	22	20	14	20	16	13	19	16	20	119	▼	202
	Other Criminally Related Matters	2017	3	3	7	6	4	6	6	-	-	-	-	35	94%	35
		2016	1	1	3	2	3	7	1	7	1	5	3	18	▲	36
	Miscellaneous	2017	63	60	70	47	43	54	40	-	-	-	-	377	-3%	377
		2016	67	69	89	51	37	26	50	51	64	55	60	389	▼	675
	Other	2017	-	1	-	-	1	-	-	-	-	-	-	3	200%	3
		2016	-	-	-	-	1	-	-	1	2	-	1	1	▲	5

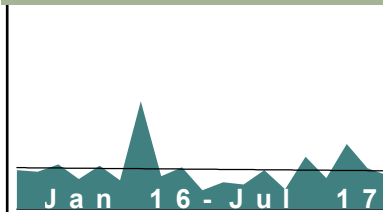
January 2016 -- July 2017 Filings

Dashboard

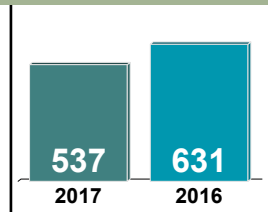
Court: Nottoway Circuit
 Start/End Date: Jan-16 / Jul-17
 2016 Average Month: 76
 Jan-Jul 2016: 631
 Filings Trending: ▼

Circuit/Court ID: 11
 211135
 Type of Case: Filings
 2017 Average Month: 77
 Jan-Jul 2017 : 537
 Overall AVG. Month: 76

Monthly Filings Summary



Jan --- Jul Filings



Filings by Division

		Jan	Feb	Mar	Apr	May	Jun	Jul	Aug	Sep	Oct	Nov	Dec	Thru Jul	% Change	Total
Total	2017	74	38	100	59	124	78	64	-	-	-	-	-	537	-15%	537
	2016	74	71	85	57	83	55	206	63	80	36	51	47	631	▼	908
Civil	2017	9	14	15	15	7	12	16	-	-	-	-	-	88	29%	88
	2016	4	13	11	17	3	10	10	21	9	8	5	12	68	▲	123
Criminal	2017	40	8	49	14	89	40	27	-	-	-	-	-	267	-21%	267
	2016	20	15	39	14	59	29	162	22	38	10	17	19	338	▼	444
Miscellaneous	2017	24	16	34	30	26	25	21	-	-	-	-	-	176	-19%	176
	2016	50	43	33	25	21	15	30	18	33	18	29	16	217	▼	331
Other	2017	1	-	2	-	2	1	-	-	-	-	-	-	6	-25%	6
	2016	-	-	2	1	-	1	4	2	-	-	-	-	8	▼	10

Filings by Division & Case Category

		Jan	Feb	Mar	Apr	May	Jun	Jul	Aug	Sep	Oct	Nov	Dec	Thru Jul	% Change	Total
Civil	Administrative Law	2017	-	-	-	-	-	-	-	-	-	-	-	0	-100%	0
		2016	-	-	-	-	-	1	-	2	-	-	-	1	▼	3
	Contested Divorce	2017	-	2	-	1	2	1	-	-	-	-	-	7	17%	7
		2016	-	1	-	2	-	3	2	1	-	1	2	6	▲	12
	Domestic and Family - Level 1	2017	1	1	1	1	1	-	-	-	-	-	-	5	25%	5
		2016	1	-	-	3	-	-	-	-	2	1	4	4	▲	11
	Domestic and Family - Level 2	2017	-	-	1	1	-	2	-	-	-	-	-	4	33%	4
		2016	-	-	-	3	-	-	-	-	-	-	-	3	▲	3
	General Civil - Level 1	2017	-	-	-	-	-	-	-	-	-	-	-	0	0	0
		2016	-	-	-	-	-	-	1	-	1	-	-	0	↔	2
	General Civil - Level 2	2017	1	5	5	6	-	1	-	-	-	-	-	18	6%	18
		2016	1	1	3	5	1	4	2	2	-	1	4	17	▲	26
	General Civil - Level 3	2017	5	1	2	1	3	9	-	-	-	-	-	30	43%	30
		2016	-	4	5	2	1	5	4	12	3	1	-	21	▲	40
Criminal	Probates/Wills & Trusts - Level 2	2017	1	1	3	4	-	1	-	-	-	-	-	10	150%	10
		2016	-	3	-	-	1	-	1	-	-	1	1	4	▲	7
	Protective Orders	2017	-	-	-	-	-	-	-	-	-	-	-	0	-100%	0
		2016	-	-	1	-	-	-	-	-	-	-	-	1	▼	1
	Uncontested Divorce	2017	1	4	3	1	1	2	-	-	-	-	-	14	27%	14
		2016	2	4	2	2	-	1	3	1	2	-	1	11	▲	18
	Felonies and Related Matters	2017	30	7	42	7	71	28	19	-	-	-	-	204	31%	204
		2016	17	8	31	7	43	17	33	14	17	9	13	156	▲	219
	Misdemeanor	2017	10	-	7	4	16	10	7	-	-	-	-	54	-68%	54
Miscellaneous		2016	2	4	7	5	13	11	128	4	15	1	2	8	▼	200
	Other Criminally Related Matters	2017	-	1	-	3	2	2	1	-	-	-	-	9	-25%	9
		2016	1	3	1	2	3	1	1	4	6	-	2	12	▼	25
	Miscellaneous	2017	24	16	34	30	26	25	21	-	-	-	-	176	-19%	176
		2016	50	43	33	25	21	15	30	18	33	18	29	217	▼	331
	Other	2017	1	-	2	-	2	1	-	-	-	-	-	6	-25%	6
		2016	-	-	2	1	-	1	4	2	-	-	-	8	▼	10


January 2016 -- July 2017 Filings

Dashboard

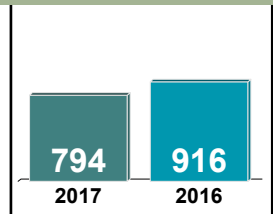
Court: Powhatan Circuit
 Start/End Date: Jan-16 / Jul-17
 2016 Average Month: 129
 Jan-Jul 2016: 916
 Filings Trending: ▼

Circuit/Court ID: 11
 211145
 Type of Case: Filings
 2017 Average Month: 113
 Jan-Jul 2017 : 794
 Overall AVG. Month: 123

Monthly Filings Summary



Jan --- Jul Filings



Filings by Division

		Jan	Feb	Mar	Apr	May	Jun	Jul	Aug	Sep	Oct	Nov	Dec	Thru Jul	% Change	Total
Total	2017	131	121	143	99	90	107	103	-	-	-	-	-	794	-13%	794
	2016	149	157	150	155	114	99	92	143	106	142	109	130	916	▼	1,546
Civil	2017	29	24	20	13	17	16	20	-	-	-	-	-	139	-5%	139
	2016	17	14	31	14	27	26	18	24	25	32	17	16	147	▼	261
Criminal	2017	15	32	28	17	10	21	22	-	-	-	-	-	145	-18%	145
	2016	24	24	13	45	35	19	16	41	19	26	21	30	176	▼	313
Miscellaneous	2017	87	65	95	69	63	69	60	-	-	-	-	-	508	-14%	508
	2016	108	117	106	96	52	54	58	78	62	82	71	84	591	▼	968
Other	2017	-	-	-	-	-	1	1	-	-	-	-	-	2	0%	2
	2016	-	2	-	-	-	-	-	-	-	2	-	-	2	↔	4

Filings by Division & Case Category

		Jan	Feb	Mar	Apr	May	Jun	Jul	Aug	Sep	Oct	Nov	Dec	Thru Jul	% Change	Total
Civil	Administrative Law	2017	-	1	-	-	-	-	-	-	-	-	-	1	0%	1
		2016	1	-	-	-	-	-	-	-	-	-	-	1	↔	1
	Contested Divorce	2017	4	3	1	1	3	4	5	-	-	-	-	21	11%	21
		2016	2	2	4	2	4	2	3	4	2	3	5	19	▲	35
	Domestic and Family - Level 1	2017	7	1	2	-	7	2	2	-	-	-	-	21	-38%	21
		2016	1	2	14	3	3	4	7	6	5	7	6	34	▼	58
	Domestic and Family - Level 2	2017	1	1	4	2	-	-	-	-	-	-	-	8	300%	8
		2016	-	-	1	-	-	1	-	1	2	-	-	2	▲	5
	General Civil - Level 1	2017	-	-	-	-	-	-	-	-	-	-	-	0	0	0
		2016	-	-	-	-	-	-	-	1	-	1	-	0	↔	2
	General Civil - Level 2	2017	-	7	2	2	3	6	5	-	-	-	-	25	-17%	25
		2016	3	2	2	3	5	11	4	8	2	2	3	30	▼	49
	General Civil - Level 3	2017	10	5	2	3	1	2	2	-	-	-	-	25	108%	25
		2016	6	1	-	2	-	3	-	2	3	16	3	12	▲	36
Criminal	Probates/Wills & Trusts - Level 1	2017	-	-	-	-	-	-	-	-	-	-	-	0	-100%	0
		2016	-	-	-	-	1	-	1	-	1	-	-	2	▼	3
	Probates/Wills & Trusts - Level 2	2017	-	-	1	-	-	1	-	-	-	-	-	2	-67%	2
		2016	1	-	1	1	3	-	-	-	1	1	1	6	▼	9
	Protective Orders	2017	-	-	-	-	1	-	1	-	-	-	-	2	-50%	2
		2016	-	-	1	-	2	1	-	-	-	-	-	4	▼	4
	Uncontested Divorce	2017	7	6	8	5	2	2	4	-	-	-	-	34	-8%	34
		2016	3	7	8	3	9	4	3	7	3	3	2	37	▼	59
	Felonies and Related Matters	2017	11	28	20	16	3	17	12	-	-	-	-	107	-18%	107
		2016	22	19	3	34	28	14	11	24	12	18	11	131	▼	215
Miscellaneous	Misdemeanor	2017	2	3	7	1	6	4	6	-	-	-	-	29	16%	29
		2016	2	2	7	6	5	1	2	8	4	7	5	25	▲	55
	Other Criminally Related Matters	2017	2	1	1	-	1	-	4	-	-	-	-	9	-55%	9
		2016	-	3	3	5	2	4	3	9	3	1	5	20	▼	43
Other		2017	87	65	95	69	63	69	60	-	-	-	-	508	-14%	508
		2016	108	117	106	96	52	54	58	78	62	82	71	591	▼	968
Other		2017	-	-	-	-	-	1	1	-	-	-	-	2	0%	2
		2016	-	2	-	-	-	-	-	-	2	-	-	2	↔	4

January 2016 -- July 2017 Filings

Dashboard

Court: Petersburg Circuit

Start/End Date: Jan-16 / Jul-17

2016 Average Month: 194

Jan-Jul 2016: 1,420

Filings Trending: ▲

Circuit/Court ID: 11

211730

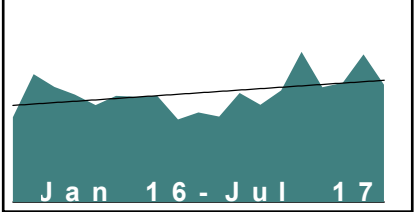
Type of Case: Filings

2017 Average Month:234

Jan-Jul 2017 : 1,639

Overall AVG. Month: 209

Monthly Filings Summary



Jan 16 - Jul 17

Jan --- Jul Filings

1,639

2017

1,420

2016

Filings by Division																
		Jan	Feb	Mar	Apr	May	Jun	Jul	Aug	Sep	Oct	Nov	Dec	Thru Jul	% Change	Total
Total	2017	186	213	287	219	228	282	224	-	-	-	-	-	1,639	15%	1,639
	2016	162	244	220	205	185	203	201	203	158	171	163	208	1,420	▲	2,323
Civil	2017	31	41	47	41	37	34	27	-	-	-	-	-	258	-12%	258
	2016	56	38	54	38	33	39	34	32	35	38	29	43	292	▼	469
Criminal	2017	116	133	182	137	140	205	158	-	-	-	-	-	1,071	28%	1,071
	2016	79	145	116	124	123	122	131	120	91	102	92	127	840	▲	1,372
Miscellaneous	2017	38	39	58	40	45	36	39	-	-	-	-	-	295	4%	295
	2016	26	61	50	42	29	41	36	50	29	31	42	36	285	▲	473
Other	2017	1	-	-	1	6	7	-	-	-	-	-	-	15	400%	15
	2016	1	-	-	1	-	1	-	1	3	-	-	2	3	▲	9

Filings by Division & Case Category																
		Jan	Feb	Mar	Apr	May	Jun	Jul	Aug	Sep	Oct	Nov	Dec	Thru Jul	% Change	Total
Civil	Administrative Law	2017	1	-	-	-	1	-	1	-	-	-	-	3	-25%	3
		2016	-	-	1	-	1	2	-	1	2	-	1	4	▼	10
	Contested Divorce	2017	2	6	6	6	3	4	1	-	-	-	-	28	-13%	28
		2016	1	3	10	3	5	5	1	4	4	1	1	32	▼	43
	Domestic and Family - Level 1	2017	2	11	1	5	4	2	7	-	-	-	-	32	19%	32
		2016	8	1	-	8	4	1	5	5	6	-	3	27	▲	47
	Domestic and Family - Level 2	2017	3	2	1	2	3	-	-	-	-	-	-	11	-56%	11
		2016	13	2	3	3	2	2	-	-	2	3	1	25	▼	31
	General Civil - Level 1	2017	-	1	1	-	2	1	-	-	-	-	-	5	25%	5
		2016	-	-	-	-	1	1	2	-	2	-	2	4	▲	10
	General Civil - Level 2	2017	8	12	14	12	12	9	9	-	-	-	-	76	-22%	76
		2016	11	14	20	16	9	12	16	13	10	7	9	98	▼	150
	General Civil - Level 3	2017	7	3	6	7	6	8	5	-	-	-	-	42	-19%	42
		2016	18	8	8	4	4	7	3	6	5	7	10	52	▼	89
Criminal	Probates/Wills & Trusts - Level 1	2017	-	-	-	-	1	2	-	-	-	-	-	3	200%	3
		2016	-	1	-	-	-	-	-	-	-	1	1	1	▲	3
	Probates/Wills & Trusts - Level 2	2017	1	1	1	2	2	-	-	-	-	-	-	7	17%	7
		2016	1	-	1	-	1	1	2	-	1	1	-	6	▲	9
	Protective Orders	2017	-	-	-	-	1	-	-	-	-	-	-	1	0%	1
		2016	-	-	-	-	-	1	-	1	-	1	1	1	↔	4
	Uncontested Divorce	2017	7	5	17	7	2	8	4	-	-	-	-	50	19%	50
		2016	4	9	11	4	6	7	1	4	6	7	2	42	▲	73
	Capital Murder	2017	-	-	-	-	-	3	-	-	-	-	-	3	-50%	3
		2016	-	-	-	-	-	6	-	-	-	-	-	6	▼	6
Criminal	Felonies and Related Matters	2017	68	79	124	89	101	137	100	-	-	-	-	698	37%	698
		2016	53	95	78	64	72	69	77	81	52	76	47	508	▲	828
	Misdemeanor	2017	28	42	29	23	27	51	19	-	-	-	-	219	22%	219
		2016	19	25	17	30	34	26	28	26	22	20	23	179	▲	306
Criminal	Other Criminally Related Matters	2017	20	12	29	25	12	17	36	-	-	-	-	151	3%	151
		2016	7	25	21	30	17	27	20	13	17	6	22	147	▲	232
Miscellaneous		2017	38	39	58	40	45	36	39	-	-	-	-	295	4%	295
		2016	26	61	50	42	29	41	36	50	29	31	42	285	▲	473
Other		2017	1	-	-	1	6	7	-	-	-	-	-	15	400%	15
		2016	1	-	-	1	-	1	-	1	3	-	-	3	▲	9

January 2016 -- July 2017 Filings

Dashboard

Court: Chesterfield Circuit

Start/End Date: Jan-16 / Jul-17

2016 Average Month: 1,371

Jan-Jul 2016: 10,306

Filings Trending: ▼

Circuit/Court ID: 12

212041

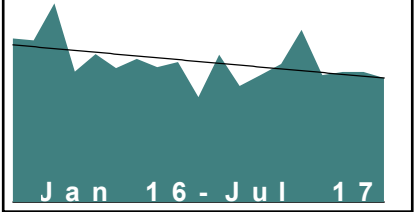
Type of Case: Filings

2017 Average Month: 1,293

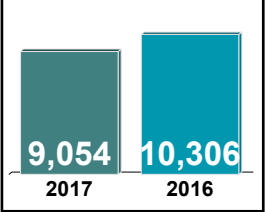
Jan-Jul 2017 : 9,054

Overall AVG. Month: 1,342

Monthly Filings Summary



Jan --- Jul Filings



Filings by Division																
		Jan	Feb	Mar	Apr	May	Jun	Jul	Aug	Sep	Oct	Nov	Dec	Thru Jul	% Change	Total
Total	2017	1,211	1,318	1,645	1,213	1,241	1,241	1,185	-	-	-	-	-	9,054	-12%	9,054
	2016	1,563	1,543	1,896	1,246	1,412	1,280	1,366	1,288	1,337	1,002	1,407	1,108	10,306	▼	16,448
Civil	2017	181	199	251	209	205	206	169	-	-	-	-	-	1,420	-10%	1,420
	2016	186	227	269	228	204	270	189	222	247	202	202	167	1,573	▼	2,613
Criminal	2017	473	589	740	461	616	560	573	-	-	-	-	-	4,012	1%	4,012
	2016	545	479	696	525	628	558	549	477	576	415	614	487	3,980	▲	6,549
Miscellaneous	2017	524	495	609	519	370	438	415	-	-	-	-	-	3,370	-25%	3,370
	2016	782	810	906	460	553	417	581	551	478	354	562	430	4,509	▼	6,884
Other	2017	33	35	45	24	50	37	28	-	-	-	-	-	252	3%	252
	2016	50	27	25	33	27	35	47	38	36	31	29	24	244	▲	402

Filings by Division & Case Category																	
			Jan	Feb	Mar	Apr	May	Jun	Jul	Aug	Sep	Oct	Nov	Dec	Thru Jul	% Change	Total
Civil	Administrative Law	2017	3	-	-	4	1	7	2	-	-	-	-	-	17	70%	17
		2016	3	3	1	1	-	-	2	3	3	3	1	-	10	▲	20
	Contested Divorce	2017	23	27	33	26	28	27	28	-	-	-	-	-	192	-12%	192
		2016	15	34	42	39	37	25	27	20	38	25	30	14	219	▼	346
	Domestic and Family - Level 1	2017	15	16	47	33	23	22	19	-	-	-	-	-	175	-8%	175
		2016	31	21	31	30	18	32	28	26	38	41	23	33	191	▼	352
	Domestic and Family - Level 2	2017	10	16	8	8	12	13	9	-	-	-	-	-	76	23%	76
		2016	7	4	6	13	10	13	9	11	9	6	13	11	62	▲	112
	General Civil - Level 1	2017	3	1	1	2	2	-	2	-	-	-	-	-	11	0%	11
		2016	-	3	2	4	-	2	-	1	1	-	-	2	11	↔	15
	General Civil - Level 2	2017	44	41	56	45	35	57	43	-	-	-	-	-	321	-5%	321
		2016	39	62	68	39	45	44	42	47	45	41	46	27	339	▼	545
	General Civil - Level 3	2017	13	17	17	16	19	6	16	-	-	-	-	-	104	-43%	104
		2016	17	18	18	24	19	68	17	27	19	11	22	14	181	▼	274
Probates/Wills & Trusts - Level 1	2017	1	-	1	2	-	3	-	-	-	-	-	-	7	40%	7	
	2016	1	1	-	-	2	-	1	-	1	-	1	1	5	▲	8	
Probates/Wills & Trusts - Level 2	2017	4	6	8	13	6	11	6	-	-	-	-	-	54	46%	54	
	2016	4	2	12	4	9	4	2	6	9	5	1	7	37	▲	65	
Protective Orders	2017	1	1	1	-	1	-	-	-	-	-	-	-	4	-43%	4	
	2016	-	-	3	2	-	1	1	2	2	1	-	1	7	▼	13	
Uncontested Divorce	2017	64	74	79	60	78	60	44	-	-	-	-	-	459	-10%	459	
	2016	69	79	86	72	64	81	60	79	82	69	65	57	511	▼	863	
Criminal	Capital Murder	2017	1	-	-	-	-	-	-	-	-	-	-	-	1	1	1
		2016	-	-	-	-	-	-	-	-	-	-	-	-	0	↔	0
	Felonies and Related Matters	2017	302	393	488	345	427	355	414	-	-	-	-	-	2,724	2%	2,724
		2016	379	337	436	372	437	343	371	309	378	291	420	319	2,675	▲	4,392
	Misdemeanor	2017	149	148	217	99	154	166	120	-	-	-	-	-	1,053	0%	1,053
		2016	138	103	228	121	151	166	145	140	154	101	163	139	1,052	▲	1,749
	Other Criminally Related Matters	2017	21	48	35	17	35	39	39	-	-	-	-	-	234	-8%	234
		2016	28	39	32	32	40	49	33	28	44	23	31	29	253	▼	408
	Miscellaneous	2017	524	495	609	519	370	438	415	-	-	-	-	-	3,370	-25%	3,370
		2016	782	810	906	460	553	417	581	551	478	354	562	430	4,509	▼	6,884
	Other	2017	33	35	45	24	50	37	28	-	-	-	-	-	252	3%	252
		2016	50	27	25	33	27	35	47	38	36	31	29	24	244	▲	402


January 2016 -- July 2017 Filings

Dashboard

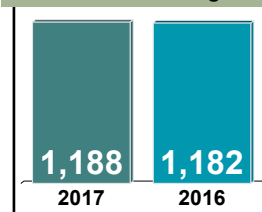
Court: Colonial Heights Circuit
Start/End Date: Jan-16 / Jul-17
2016 Average Month: 160
Jan-Jul 2016: 1,182
Filings Trending: ↔

Circuit/Court ID: 12
 212570
Type of Case: Filings
2017 Average Month: 170
Jan-Jul 2017 : 1,188
Overall AVG. Month: 164

Monthly Filings Summary



Jan --- Jul Filings



Filings by Division

		Jan	Feb	Mar	Apr	May	Jun	Jul	Aug	Sep	Oct	Nov	Dec	Thru Jul	% Change	Total
Total	2017	127	160	214	144	162	169	212	-	-	-	-	-	1,188	1%	1,188
	2016	129	207	176	176	174	116	204	158	139	176	132	136	1,182	▲	1,923
Civil	2017	15	25	20	18	13	16	19	-	-	-	-	-	126	14%	126
	2016	9	17	20	18	20	12	15	14	9	13	18	16	111	▲	181
Criminal	2017	75	90	137	91	112	98	146	-	-	-	-	-	749	-1%	749
	2016	74	126	101	121	120	63	153	100	94	131	68	87	758	▼	1,238
Miscellaneous	2017	28	35	50	22	25	51	30	-	-	-	-	-	241	-12%	241
	2016	38	58	48	33	31	34	33	37	27	23	38	26	275	▼	426
Other	2017	9	10	7	13	12	4	17	-	-	-	-	-	72	89%	72
	2016	8	6	7	4	3	7	3	7	9	9	8	7	38	▲	78

Filings by Division & Case Category

		Jan	Feb	Mar	Apr	May	Jun	Jul	Aug	Sep	Oct	Nov	Dec	Thru Jul	% Change	Total
Civil	Administrative Law 2017	-	-	-	1	-	1	-	-	-	-	-	-	2	-33%	2
	2016	-	-	2	-	-	1	-	1	-	-	-	1	3	▼	5
	Contested Divorce 2017	2	1	2	4	1	2	2	-	-	-	-	-	14	0%	14
	2016	2	2	5	-	4	-	1	1	4	2	4	1	14	↔	26
	Domestic and Family - Level 1 2017	1	6	2	2	-	2	4	-	-	-	-	-	17	31%	17
	2016	1	4	-	1	2	2	3	2	-	1	1	3	13	▲	20
	Domestic and Family - Level 2 2017	1	1	2	-	-	-	1	-	-	-	-	-	5	0%	5
	2016	-	-	-	1	1	1	2	-	-	1	-	-	5	↔	6
	General Civil - Level 1 2017	-	-	-	-	1	-	1	-	-	-	-	-	2	100%	2
	2016	-	-	-	-	-	1	-	-	-	-	-	-	1	▲	1
	General Civil - Level 2 2017	6	5	2	2	3	-	3	-	-	-	-	-	21	62%	21
	2016	1	1	1	4	3	2	1	3	2	3	2	3	13	▲	26
	General Civil - Level 3 2017	1	7	3	1	2	2	4	-	-	-	-	-	20	82%	20
	2016	2	3	2	1	2	-	1	4	-	2	2	1	11	▲	20
Criminal	Probates/Wills & Trusts - Level 1 2017	-	-	-	-	-	-	-	-	-	-	-	-	0	-100%	0
	2016	-	-	1	-	-	-	-	-	-	-	-	-	1	▼	1
	Probates/Wills & Trusts - Level 2 2017	3	-	-	1	1	-	-	-	-	-	-	-	5	67%	5
	2016	-	-	-	2	-	1	-	1	-	-	-	2	3	▲	6
	Protective Orders 2017	-	-	-	-	-	1	1	-	-	-	-	-	2	-33%	2
	2016	-	-	-	2	1	-	-	-	-	-	-	-	3	▼	3
	Uncontested Divorce 2017	1	5	9	7	5	8	3	-	-	-	-	-	38	-14%	38
	2016	3	7	9	7	7	4	7	2	3	4	9	5	44	▼	67
	Felonies and Related Matters 2017	52	59	77	55	49	67	94	-	-	-	-	-	453	0%	453
	2016	42	94	54	81	53	35	95	61	46	97	31	53	454	▼	742
Miscellaneous	Misdemeanor 2017	22	24	51	29	49	25	46	-	-	-	-	-	246	-6%	246
	2016	22	28	42	35	58	25	51	32	43	29	32	27	261	▼	424
	Other Criminally Related Matters 2017	1	7	9	7	14	6	6	-	-	-	-	-	50	16%	50
	2016	10	4	5	5	9	3	7	7	5	5	5	7	43	▲	72
Other	Miscellaneous 2017	28	35	50	22	25	51	30	-	-	-	-	-	241	-12%	241
	2016	38	58	48	33	31	34	33	37	27	23	38	26	275	▼	426
Other	2017	9	10	7	13	12	4	17	-	-	-	-	-	72	89%	72
	2016	8	6	7	4	3	7	3	7	9	9	8	7	38	▲	78

January 2016 -- July 2017 Filings

Dashboard

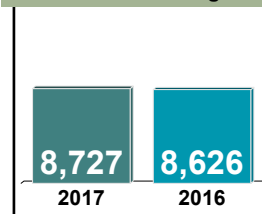
Court: Richmond Circuit
 Start/End Date: Jan-16 / Jul-17
 2016 Average Month: 1,200
 Jan-Jul 2016: 8,626
 Filings Trending: ↔

Circuit/Court ID: 13
 213760
 Type of Case: Filings
 2017 Average Month: 1,247
 Jan-Jul 2017 : 8,727
 Overall AVG. Month: 1,217

Monthly Filings Summary



Jan --- Jul Filings



Filings by Division

		Jan	Feb	Mar	Apr	May	Jun	Jul	Aug	Sep	Oct	Nov	Dec	Thru Jul	% Change	Total
Total	2017	1,268	1,129	1,410	1,249	1,369	1,199	1,103	-	-	-	-	-	8,727	1%	8,727
	2016	1,110	1,237	1,369	1,196	1,281	1,389	1,044	1,277	1,169	1,158	1,155	1,011	8,626	▲	14,396
Civil	2017	244	227	296	297	282	238	281	-	-	-	-	-	1,865	3%	1,865
	2016	180	277	333	242	295	250	240	249	252	233	249	222	1,817	▲	3,022
Criminal	2017	517	447	633	442	496	493	425	-	-	-	-	-	3,453	-10%	3,453
	2016	550	504	557	549	573	708	414	592	497	526	510	383	3,855	▼	6,363
Miscellaneous	2017	243	267	290	276	324	233	236	-	-	-	-	-	1,869	4%	1,869
	2016	221	290	308	261	248	253	222	271	230	240	236	231	1,803	▲	3,011
Other	2017	264	188	191	234	267	235	161	-	-	-	-	-	1,540	34%	1,540
	2016	159	166	171	144	165	178	168	165	190	159	160	175	1,151	▲	2,000

Filings by Division & Case Category

		Jan	Feb	Mar	Apr	May	Jun	Jul	Aug	Sep	Oct	Nov	Dec	Thru Jul	% Change	Total
Civil	Administrative Law 2017	3	3	6	4	6	3	3	-	-	-	-	-	28	56%	28
	2016	2	1	1	1	8	2	3	5	5	7	6	9	18	▲	50
	Contested Divorce 2017	15	11	17	18	12	10	24	-	-	-	-	-	107	-18%	107
	2016	11	25	27	15	19	14	19	24	20	13	13	12	130	▼	212
	Domestic and Family - Level 1 2017	6	15	11	36	6	5	14	-	-	-	-	-	93	-27%	93
	2016	2	19	38	17	19	22	10	15	13	12	25	16	127	▼	208
	Domestic and Family - Level 2 2017	19	23	19	21	18	27	13	-	-	-	-	-	140	30%	140
	2016	10	19	17	11	22	12	17	15	11	18	12	21	108	▲	185
	General Civil - Level 1 2017	3	3	3	6	7	9	2	-	-	-	-	-	33	18%	33
	2016	3	5	3	2	5	5	5	9	9	1	7	5	28	▲	59
	General Civil - Level 2 2017	110	107	139	117	128	113	127	-	-	-	-	-	841	7%	841
	2016	88	110	143	100	132	112	99	85	113	105	111	103	784	▲	1,301
	General Civil - Level 3 2017	37	33	50	55	59	24	50	-	-	-	-	-	308	13%	308
	2016	24	37	41	40	46	34	50	33	34	40	35	32	272	▲	446
Criminal	Probates/Wills & Trusts - Level 1 2017	1	-	1	-	-	-	-	-	-	-	-	-	2	100%	2
	2016	-	-	-	-	-	-	1	-	-	1	1	-	1	▲	3
	Probates/Wills & Trusts - Level 2 2017	21	7	12	7	13	12	11	-	-	-	-	-	83	9%	83
	2016	8	14	15	11	11	12	5	17	13	10	10	5	76	▲	131
	Uncontested Divorce 2017	29	25	38	33	33	35	37	-	-	-	-	-	230	-16%	230
	2016	32	47	48	45	33	37	31	46	34	26	29	19	273	▼	427
	Capital Murder 2017	-	1	1	-	-	1	-	-	-	-	-	-	3	-40%	3
	2016	1	2	-	2	-	-	-	-	-	-	-	-	5	▼	5
	Felonies and Related Matters 2017	407	333	520	372	408	401	356	-	-	-	-	-	2,797	2%	2,797
	2016	421	313	444	340	367	568	288	469	369	384	425	285	2,741	▲	4,673
	Misdemeanor 2017	101	92	87	61	75	72	63	-	-	-	-	-	551	-12%	551
	2016	109	86	62	85	115	92	79	82	83	89	57	51	628	▼	990
	Other Criminally Related Matters 2017	9	21	25	9	13	19	6	-	-	-	-	-	102	-79%	102
	2016	19	103	51	122	91	48	47	41	45	53	28	47	481	▼	695
Miscellaneous	2017	243	267	290	276	324	233	236	-	-	-	-	-	1,869	4%	1,869
	2016	221	290	308	261	248	253	222	271	230	240	236	231	1,803	▲	3,011
Other	2017	264	188	191	234	267	235	161	-	-	-	-	-	1,540	34%	1,540
	2016	159	166	171	144	165	178	168	165	190	159	160	175	1,151	▲	2,000

January 2016 -- July 2017 Filings

Dashboard

Court: Henrico Circuit

Start/End Date: Jan-16 / Jul-17

2016 Average Month: 1,069

Jan-Jul 2016: 7,761

Filings Trending: ▲

Circuit/Court ID: 14

214087

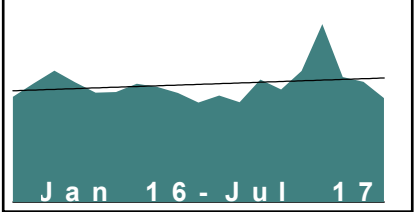
Type of Case: Filings

2017 Average Month:1,218

Jan-Jul 2017 : 8,529

Overall AVG. Month: 1,124

Monthly Filings Summary



Jan 16 - Jul 17

Jan --- Jul Filings

8,529

7,761

2017

2016

Filings by Division																
		Jan	Feb	Mar	Apr	May	Jun	Jul	Aug	Sep	Oct	Nov	Dec	Thru Jul	% Change	Total
Total	2017	1,168	1,075	1,250	1,700	1,193	1,149	994	-	-	-	-	-	8,529	10%	8,529
	2016	1,004	1,134	1,256	1,145	1,043	1,050	1,129	1,098	1,042	950	1,018	953	7,761	▲	12,822
Civil	2017	198	190	209	161	195	224	177	-	-	-	-	-	1,354	-7%	1,354
	2016	147	239	269	216	212	180	195	226	213	193	164	159	1,458	▼	2,413
Criminal	2017	543	441	521	1,130	567	491	487	-	-	-	-	-	4,180	30%	4,180
	2016	380	395	511	517	467	454	486	437	473	399	434	413	3,210	▲	5,366
Miscellaneous	2017	392	420	481	356	375	387	277	-	-	-	-	-	2,688	-7%	2,688
	2016	452	475	445	383	335	387	411	400	330	328	391	355	2,888	▼	4,692
Other	2017	35	24	39	53	56	47	53	-	-	-	-	-	307	50%	307
	2016	25	25	31	29	29	29	37	35	26	30	29	26	205	▲	351

Filings by Division & Case Category																
		Jan	Feb	Mar	Apr	May	Jun	Jul	Aug	Sep	Oct	Nov	Dec	Thru Jul	% Change	Total
Civil	Administrative Law	2017	2	-	3	1	1	-	-	-	-	-	-	7	-22%	7
		2016	1	1	1	-	-	3	-	1	-	2	1	9	▼	13
	Contested Divorce	2017	24	17	28	28	27	24	-	-	-	-	-	175	-12%	175
		2016	16	33	34	31	28	25	27	22	24	21	16	198	▼	308
	Domestic and Family - Level 1	2017	11	22	14	13	11	23	-	-	-	-	-	106	-18%	106
		2016	10	20	22	23	13	24	28	24	19	14	11	129	▼	225
	Domestic and Family - Level 2	2017	5	2	8	9	11	10	-	-	-	-	-	51	-40%	51
		2016	10	6	25	24	5	9	8	13	9	13	6	85	▼	134
	General Civil - Level 1	2017	2	5	5	-	4	1	-	-	-	-	-	18	-28%	18
		2016	4	7	2	3	6	-	3	4	2	2	-	25	▼	36
	General Civil - Level 2	2017	55	58	59	27	56	64	-	-	-	-	-	365	-5%	365
		2016	50	66	57	61	51	40	59	60	39	38	42	385	▼	623
	General Civil - Level 3	2017	19	23	15	32	25	27	-	-	-	-	-	157	-4%	157
		2016	17	34	30	20	31	16	15	22	31	18	23	164	▼	273
Criminal	Probates/Wills & Trusts - Level 1	2017	4	2	-	-	2	1	-	-	-	-	-	11	175%	11
		2016	-	-	2	1	-	1	1	2	-	-	2	4	▲	9
	Probates/Wills & Trusts - Level 2	2017	13	9	4	7	4	9	-	-	-	-	-	51	-19%	51
		2016	3	9	9	9	13	10	8	8	14	6	5	63	▼	104
	Protective Orders	2017	1	-	-	-	-	-	-	-	-	-	-	1	-67%	1
		2016	1	-	2	-	-	-	-	3	-	1	1	3	▼	8
	Uncontested Divorce	2017	62	52	73	44	54	62	-	-	-	-	-	412	5%	412
		2016	35	63	85	44	65	54	77	54	55	49	52	393	▲	680
	Capital Murder	2017	-	-	1	-	1	-	-	-	-	-	-	2	-33%	2
		2016	-	1	-	-	2	-	-	-	-	-	-	3	▼	3
	Felonies and Related Matters	2017	381	309	370	998	404	305	-	-	-	-	-	3,103	37%	3,103
		2016	256	286	363	367	322	314	287	336	220	284	285	2,264	▲	3,676
	Misdemeanor	2017	119	91	107	81	123	150	-	-	-	-	-	779	18%	779
		2016	90	69	109	115	95	94	100	99	118	104	104	660	▲	1,185
	Other Criminally Related Matters	2017	43	41	43	51	39	36	-	-	-	-	-	296	5%	296
		2016	34	39	39	35	48	46	50	38	61	46	24	283	▲	502
Miscellaneous	2017	392	420	481	356	375	387	277	-	-	-	-	-	2,688	-7%	2,688
	2016	452	475	445	383	335	387	411	400	330	328	391	355	2,888	▼	4,692
Other	2017	35	24	39	53	56	47	53	-	-	-	-	-	307	50%	307
	2016	25	25	31	29	29	29	37	35	26	30	29	26	205	▲	351

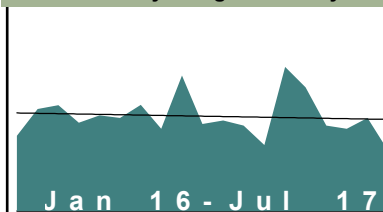
January 2016 -- July 2017 Filings

Dashboard

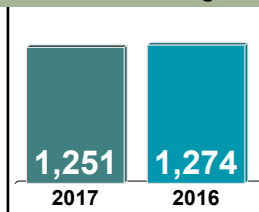
Court: Caroline Circuit
 Start/End Date: Jan-16 / Jul-17
 2016 Average Month: 183
 Jan-Jul 2016: 1,274
 Filings Trending: ↔

Circuit/Court ID: 15
 215033
 Type of Case: Filings
 2017 Average Month: 179
 Jan-Jul 2017 : 1,251
 Overall AVG. Month: 181

Monthly Filings Summary



Jan --- Jul Filings



Filings by Division

		Jan	Feb	Mar	Apr	May	Jun	Jul	Aug	Sep	Oct	Nov	Dec	Thru Jul	% Change	Total
Total	2017	126	275	236	163	157	178	116	-	-	-	-	-	1,251	-2%	1,251
	2016	144	195	202	169	183	178	203	157	259	166	173	163	1,274	▼	2,192
Civil	2017	16	13	20	26	30	21	14	-	-	-	-	-	140	-21%	140
	2016	19	18	22	24	31	30	34	38	27	11	16	20	178	▼	290
Criminal	2017	38	159	97	66	60	84	42	-	-	-	-	-	546	-3%	546
	2016	50	96	88	66	95	73	97	57	152	84	103	81	565	▼	1,042
Miscellaneous	2017	56	88	89	61	54	63	56	-	-	-	-	-	467	1%	467
	2016	73	69	78	70	51	61	62	53	68	57	46	54	464	▲	742
Other	2017	16	15	30	10	13	10	4	-	-	-	-	-	98	46%	98
	2016	2	12	14	9	6	14	10	9	12	14	8	8	67	▲	118

Filings by Division & Case Category

		Jan	Feb	Mar	Apr	May	Jun	Jul	Aug	Sep	Oct	Nov	Dec	Thru Jul	% Change	Total
Civil	Administrative Law	2017	-	-	-	1	-	-	1	-	-	-	-	2	100%	2
		2016	1	-	-	-	-	-	1	-	-	1	-	1	▲	3
	Contested Divorce	2017	1	1	3	2	2	3	1	-	-	-	-	13	-32%	13
		2016	1	5	5	3	2	3	-	5	1	-	-	19	▼	25
	Domestic and Family - Level 1	2017	-	3	1	5	8	3	3	-	-	-	-	23	-26%	23
		2016	6	-	3	6	7	5	4	1	19	4	7	31	▼	66
	Domestic and Family - Level 2	2017	-	1	-	6	1	-	-	-	-	-	-	8	-20%	8
		2016	1	1	1	-	6	-	1	1	-	-	1	10	▼	12
	General Civil - Level 1	2017	-	-	-	-	1	-	-	-	-	-	-	2	-50%	2
		2016	-	1	-	-	-	2	1	-	1	1	-	4	▼	7
	General Civil - Level 2	2017	7	5	6	7	8	5	2	-	-	-	-	40	-9%	40
		2016	5	4	2	5	7	10	11	2	1	3	2	44	▼	55
	General Civil - Level 3	2017	3	1	5	2	3	5	2	-	-	-	-	21	-38%	21
		2016	3	2	5	4	5	5	10	13	2	1	2	34	▼	58
Criminal	Probates/Wills & Trusts - Level 2	2017	2	-	-	-	-	-	2	-	-	-	-	4	-64%	4
		2016	2	1	5	2	-	-	1	11	1	-	2	11	▼	25
	Protective Orders	2017	-	-	-	-	-	-	-	-	-	-	-	0	0	0
		2016	-	-	-	-	-	-	-	-	-	1	-	0	↔	1
	Uncontested Divorce	2017	3	2	5	3	7	5	2	-	-	-	-	27	13%	27
		2016	-	4	1	4	4	5	6	3	3	2	1	24	▲	38
	Capital Murder	2017	-	-	-	-	-	-	-	-	-	-	-	0	0	0
		2016	-	-	-	-	-	-	-	-	-	-	1	0	↔	1
	Felonies and Related Matters	2017	20	129	56	39	30	56	20	-	-	-	-	350	-10%	350
		2016	39	54	55	44	78	49	72	44	93	58	63	391	▼	704
Miscellaneous	Misdemeanor	2017	12	22	34	20	15	24	18	-	-	-	-	145	4%	145
		2016	8	33	28	18	14	18	21	10	49	17	32	140	▲	268
	Other Criminally Related Matters	2017	6	8	7	7	15	4	4	-	-	-	-	51	50%	51
		2016	3	9	5	4	3	6	4	3	10	9	5	34	▲	69
Other	Miscellaneous	2017	56	88	89	61	54	63	56	-	-	-	-	467	1%	467
		2016	73	69	78	70	51	61	62	53	68	57	46	464	▲	742
Other		2017	16	15	30	10	13	10	4	-	-	-	-	98	46%	98
		2016	2	12	14	9	6	14	10	9	12	14	8	67	▲	118


January 2016 -- July 2017 Filings

Dashboard

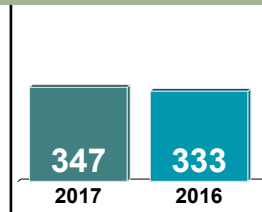
Court: Essex Circuit
 Start/End Date: Jan-16 / Jul-17
 2016 Average Month: 53
 Jan-Jul 2016: 333
 Filings Trending: ▲

Circuit/Court ID: 15
 215057
 Type of Case: Filings
 2017 Average Month: 50
 Jan-Jul 2017 : 347
 Overall AVG. Month: 52

Monthly Filings Summary



Jan --- Jul Filings



Filings by Division

		Jan	Feb	Mar	Apr	May	Jun	Jul	Aug	Sep	Oct	Nov	Dec	Thru Jul	% Change	Total
Total	2017	80	42	57	47	22	41	58	-	-	-	-	-	347	4%	347
	2016	43	31	70	54	35	52	48	58	78	55	46	65	333	▲	635
Civil	2017	11	7	17	7	3	11	5	-	-	-	-	-	61	39%	61
	2016	3	4	7	4	11	8	7	12	6	7	7	5	44	▲	81
Criminal	2017	49	6	23	27	7	15	29	-	-	-	-	-	156	-11%	156
	2016	22	12	38	33	12	28	30	22	61	32	21	37	175	▼	348
Miscellaneous	2017	20	28	17	13	12	14	24	-	-	-	-	-	128	12%	128
	2016	18	15	25	17	12	16	11	24	11	13	18	23	114	▲	203
Other	2017	-	1	-	-	-	1	-	-	-	-	-	-	2	2	2
	2016	-	-	-	-	-	-	-	-	-	3	-	-	0	↔	3

Filings by Division & Case Category

		Jan	Feb	Mar	Apr	May	Jun	Jul	Aug	Sep	Oct	Nov	Dec	Thru Jul	% Change	Total
Civil	Administrative Law	2017	-	1	-	1	-	-	-	-	-	-	-	2	2	2
		2016	-	-	-	-	-	-	-	-	-	1	-	0	↔	1
	Contested Divorce	2017	-	-	2	3	1	1	-	-	-	-	-	7	133%	7
		2016	1	-	-	1	-	1	-	-	-	-	1	3	▲	4
	Domestic and Family - Level 1	2017	1	3	-	1	1	1	-	-	-	-	-	7	133%	7
		2016	-	-	1	-	2	-	5	1	4	3	-	3	▲	16
	Domestic and Family - Level 2	2017	-	-	-	-	-	-	-	-	-	-	-	0	-100%	0
		2016	-	-	1	-	1	-	-	1	-	-	-	2	▼	3
	General Civil - Level 2	2017	2	1	3	-	-	6	-	-	-	-	-	12	-29%	12
		2016	2	1	2	2	4	3	3	1	1	2	3	17	▼	27
	General Civil - Level 3	2017	-	1	8	-	-	1	-	-	-	-	-	10	67%	10
		2016	-	-	2	-	3	1	-	2	2	1	-	6	▲	11
Criminal	Probates/Wills & Trusts - Level 1	2017	1	-	-	-	-	-	-	-	-	-	-	1	1	1
		2016	-	-	-	-	-	-	-	-	-	-	-	0	↔	0
	Probates/Wills & Trusts - Level 2	2017	5	1	-	-	-	-	-	-	-	-	-	6	500%	6
		2016	-	-	-	1	-	-	-	1	-	-	-	1	▲	2
	Uncontested Divorce	2017	2	-	4	2	1	4	3	-	-	-	-	16	33%	16
		2016	-	3	1	-	2	3	2	-	1	1	1	12	▲	17
	Felonies and Related Matters	2017	35	3	14	23	2	9	18	-	-	-	-	104	-24%	104
		2016	18	8	32	24	5	22	27	13	49	22	16	136	▼	259
	Misdemeanor	2017	10	3	4	3	4	4	4	-	-	-	-	32	45%	32
		2016	2	1	2	4	7	6	-	3	10	8	3	22	▲	60
	Other Criminally Related Matters	2017	4	-	5	1	1	2	7	-	-	-	-	20	18%	20
		2016	2	3	4	5	-	3	6	2	2	2	-	17	▲	29
Miscellaneous		2017	20	28	17	13	12	14	24	-	-	-	-	128	12%	128
		2016	18	15	25	17	12	16	11	24	11	13	18	114	▲	203
Other		2017	-	1	-	-	-	1	-	-	-	-	-	2	2	2
		2016	-	-	-	-	-	-	-	-	3	-	-	0	↔	3

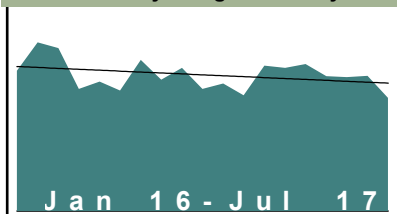
January 2016 -- July 2017 Filings

Dashboard

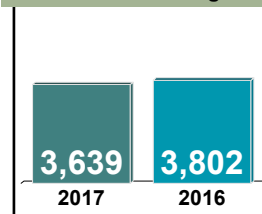
Court: Hanover Circuit
 Start/End Date: Jan-16 / Jul-17
 2016 Average Month: 521
 Jan-Jul 2016: 3,802
 Filings Trending: ▼

Circuit/Court ID: 15
 215085
 Type of Case: Filings
 2017 Average Month: 520
 Jan-Jul 2017 : 3,639
 Overall AVG. Month: 520

Monthly Filings Summary



Jan --- Jul Filings



Filings by Division

		Jan	Feb	Mar	Apr	May	Jun	Jul	Aug	Sep	Oct	Nov	Dec	Thru Jul	% Change	Total
Total	2017	555	547	562	515	511	517	432	-	-	-	-	-	3,639	-4%	3,639
	2016	536	644	623	466	495	461	577	502	547	466	487	442	3,802	▼	6,246
Civil	2017	88	118	98	119	110	113	93	-	-	-	-	-	739	0%	739
	2016	74	135	125	106	113	84	101	107	131	100	101	79	738	▲	1,256
Criminal	2017	222	221	237	246	220	215	166	-	-	-	-	-	1,527	6%	1,527
	2016	171	212	227	175	225	190	245	183	187	189	170	165	1,445	▲	2,339
Miscellaneous	2017	239	204	218	145	173	183	168	-	-	-	-	-	1,330	-16%	1,330
	2016	288	295	264	181	154	180	225	209	219	169	209	191	1,587	▼	2,584
Other	2017	6	4	9	5	8	6	5	-	-	-	-	-	43	34%	43
	2016	3	2	7	4	3	7	6	3	10	8	7	7	32	▲	67

Filings by Division & Case Category

		Jan	Feb	Mar	Apr	May	Jun	Jul	Aug	Sep	Oct	Nov	Dec	Thru Jul	% Change	Total
Civil	Administrative Law	2017	-	-	-	1	1	1	-	-	-	-	-	3	3	3
		2016	-	-	-	-	-	-	1	4	1	-	-	0	↔	6
	Contested Divorce	2017	17	37	16	24	12	24	12	-	-	-	-	142	8%	142
		2016	6	35	20	18	21	15	17	27	20	19	16	132	▲	232
	Domestic and Family - Level 1	2017	5	7	10	6	4	6	-	-	-	-	-	44	-34%	44
		2016	12	8	11	8	12	4	12	10	13	7	8	67	▼	112
	Domestic and Family - Level 2	2017	3	1	1	5	7	8	-	-	-	-	-	31	82%	31
		2016	-	4	5	3	3	-	2	1	5	3	3	17	▲	34
	General Civil - Level 1	2017	-	-	-	-	1	-	-	-	-	-	-	1	-67%	1
		2016	1	-	-	-	2	-	-	2	-	2	-	3	▼	7
	General Civil - Level 2	2017	13	14	24	9	20	18	15	-	-	-	-	113	41%	113
		2016	10	13	7	8	17	13	12	20	15	14	11	80	▲	155
	General Civil - Level 3	2017	7	7	5	11	12	14	7	-	-	-	-	63	11%	63
		2016	7	9	7	7	6	8	13	3	12	9	8	57	▲	93
Criminal	Probates/Wills & Trusts - Level 1	2017	-	-	1	1	-	-	-	-	-	-	-	2	0%	2
		2016	-	-	-	1	-	1	-	1	1	-	-	2	↔	4
	Probates/Wills & Trusts - Level 2	2017	4	2	2	3	4	-	2	-	-	-	-	17	-26%	17
		2016	3	3	7	3	-	5	2	4	2	3	2	23	▼	36
	Uncontested Divorce	2017	39	50	39	59	49	42	45	-	-	-	-	323	-10%	323
		2016	35	63	68	58	52	38	43	41	57	42	34	357	▼	577
	Capital Murder	2017	-	-	-	1	-	-	-	-	-	-	-	1	-50%	1
		2016	-	-	2	-	-	-	-	-	-	-	-	2	▼	2
	Felonies and Related Matters	2017	118	132	143	151	135	115	92	-	-	-	-	886	10%	886
		2016	101	113	103	113	112	108	159	98	112	108	94	809	▲	1,303
Miscellaneous	Misdemeanor	2017	92	81	79	83	72	88	64	-	-	-	-	559	4%	559
		2016	61	87	96	53	101	68	72	73	68	73	75	538	▲	889
	Other Criminally Related Matters	2017	12	8	15	11	13	12	10	-	-	-	-	81	-16%	81
		2016	9	12	26	9	12	14	14	12	7	8	13	96	▼	145
Other		2017	239	204	218	145	173	183	168	-	-	-	-	1,330	-16%	1,330
		2016	288	295	264	181	154	180	225	209	219	169	209	1,587	▼	2,584
Other		2017	6	4	9	5	8	6	5	-	-	-	-	43	34%	43
		2016	3	2	7	4	3	7	6	3	10	8	7	32	▲	67


January 2016 -- July 2017 Filings

Dashboard

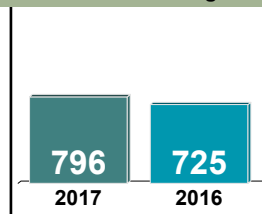
Court: King George Circuit
 Start/End Date: Jan-16 / Jul-17
 2016 Average Month: 96
 Jan-Jul 2016: 725
 Filings Trending: ▲

Circuit/Court ID: 15
 215099
 Type of Case: Filings
 2017 Average Month: 114
 Jan-Jul 2017 : 796
 Overall AVG. Month: 103

Monthly Filings Summary



Jan --- Jul Filings



Filings by Division

		Jan	Feb	Mar	Apr	May	Jun	Jul	Aug	Sep	Oct	Nov	Dec	Thru Jul	% Change	Total
Total	2017	105	103	142	81	131	140	94	-	-	-	-	-	796	10%	796
	2016	61	81	168	72	86	124	133	94	55	129	73	78	725	▲	1,154
Civil	2017	10	17	27	28	6	31	16	-	-	-	-	-	135	5%	135
	2016	19	20	15	20	14	12	28	13	16	11	15	8	128	▲	191
Criminal	2017	89	77	108	45	109	104	69	-	-	-	-	-	601	12%	601
	2016	39	56	130	44	67	108	95	75	31	111	51	64	539	▲	871
Miscellaneous	2017	6	9	6	7	14	5	9	-	-	-	-	-	56	-2%	56
	2016	3	5	23	8	5	4	9	6	8	7	7	6	57	▼	91
Other	2017	-	-	1	1	2	-	-	-	-	-	-	-	4	300%	4
	2016	-	-	-	-	-	-	1	-	-	-	-	-	1	▲	1

Filings by Division & Case Category

		Jan	Feb	Mar	Apr	May	Jun	Jul	Aug	Sep	Oct	Nov	Dec	Thru Jul	% Change	Total
Civil	Administrative Law	2017	-	-	-	1	-	1	-	-	-	-	-	2	0%	2
		2016	-	1	-	-	1	-	-	-	-	-	-	2	↔	2
	Contested Divorce	2017	-	4	2	3	3	2	-	-	-	-	-	17	-23%	17
		2016	6	6	1	2	1	3	4	1	1	1	3	22	▼	32
	Domestic and Family - Level 1	2017	-	-	15	9	-	5	-	-	-	-	-	29	26%	29
		2016	5	1	2	6	1	8	-	4	2	2	1	23	▲	32
	Domestic and Family - Level 2	2017	-	3	3	-	-	4	-	-	-	-	-	10	100%	10
		2016	-	1	-	2	-	2	1	1	-	-	1	5	▲	8
	General Civil - Level 1	2017	-	-	-	-	-	2	1	-	-	-	-	3	3	3
		2016	-	-	-	-	-	-	1	-	-	-	-	0	↔	1
	General Civil - Level 2	2017	3	-	1	3	1	4	3	-	-	-	-	15	-38%	15
		2016	5	4	4	1	3	4	3	3	3	7	2	24	▼	42
	General Civil - Level 3	2017	4	3	1	6	-	5	-	-	-	-	-	19	58%	19
		2016	1	1	1	2	1	2	4	-	1	2	-	12	▲	15
Criminal	Probates/Wills & Trusts - Level 1	2017	-	-	-	-	-	-	-	-	-	-	-	0	-100%	0
		2016	-	1	-	-	1	-	1	-	-	-	-	2	▼	3
	Probates/Wills & Trusts - Level 2	2017	2	-	-	3	-	1	1	-	-	-	-	7	-13%	7
		2016	1	1	1	1	-	2	2	-	2	1	-	8	▼	11
	Protective Orders	2017	-	-	1	-	-	-	-	-	-	-	-	1	1	1
		2016	-	-	-	-	-	-	-	-	-	-	-	0	↔	0
	Uncontested Divorce	2017	1	7	4	3	2	11	4	-	-	-	-	32	7%	32
		2016	1	4	6	6	6	1	6	3	5	3	1	30	▲	45
	Felonies and Related Matters	2017	61	56	91	32	67	82	46	-	-	-	-	435	19%	435
		2016	22	36	100	32	38	79	60	42	23	77	24	367	▲	576
Miscellaneous	Misdemeanor	2017	28	20	17	12	41	21	22	-	-	-	-	161	-3%	161
		2016	16	20	28	11	28	28	35	29	6	34	23	166	▼	276
	Other Criminally Related Matters	2017	-	1	-	1	1	1	1	-	-	-	-	5	-17%	5
		2016	1	-	2	1	1	1	-	4	2	-	4	6	▼	19
Other		2017	6	9	6	7	14	5	9	-	-	-	-	56	-2%	56
		2016	3	5	23	8	5	4	9	6	8	7	6	57	▼	91
Other		2017	-	-	1	1	2	-	-	-	-	-	-	4	300%	4
		2016	-	-	-	-	-	1	-	-	-	-	-	1	▲	1

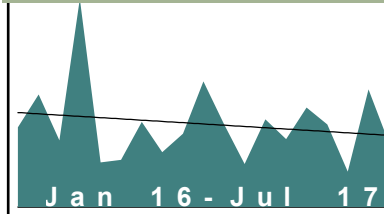
January 2016 -- July 2017 Filings

Dashboard

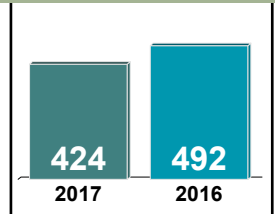
Court: Lancaster Circuit
 Start/End Date: Jan-16 / Jul-17
 2016 Average Month: 65
 Jan-Jul 2016: 492
 Filings Trending: ▼

Circuit/Court ID: 15
 215103
 Type of Case: Filings
 2017 Average Month: 61
 Jan-Jul 2017 : 424
 Overall AVG. Month: 63

Monthly Filings Summary



Jan --- Jul Filings



Filings by Division

		Jan	Feb	Mar	Apr	May	Jun	Jul	Aug	Sep	Oct	Nov	Dec	Thru Jul	% Change	Total
Total	2017	67	52	76	63	27	90	49	-	-	-	-	-	424	-14%	424
	2016	61	86	51	159	34	36	65	42	56	96	63	33	492	▼	782
Civil	2017	6	4	20	12	5	9	5	-	-	-	-	-	61	-3%	61
	2016	6	20	11	9	5	6	6	5	7	7	13	7	63	▼	102
Criminal	2017	34	14	28	23	9	50	19	-	-	-	-	-	177	-28%	177
	2016	24	22	9	130	12	17	32	7	30	62	21	6	246	▼	372
Miscellaneous	2017	21	32	28	23	13	27	24	-	-	-	-	-	168	1%	168
	2016	30	42	27	19	15	11	23	27	17	26	27	16	167	▲	280
Other	2017	6	2	-	5	-	4	1	-	-	-	-	-	18	13%	18
	2016	1	2	4	1	2	2	4	3	2	1	2	4	16	▲	28

Filings by Division & Case Category

		Jan	Feb	Mar	Apr	May	Jun	Jul	Aug	Sep	Oct	Nov	Dec	Thru Jul	% Change	Total
Civil	Contested Divorce	2017	1	1	1	-	-	1	-	-	-	-	-	4	-56%	4
		2016	-	1	1	2	-	2	3	1	1	-	1	9	▼	12
	Domestic and Family - Level 1	2017	-	1	-	-	-	1	-	-	-	-	-	2	100%	2
		2016	-	-	-	-	1	-	-	-	2	-	-	1	▲	3
	Domestic and Family - Level 2	2017	-	-	-	-	-	-	-	-	-	-	-	0	-100%	0
		2016	-	-	-	-	-	1	-	-	-	1	-	1	▼	2
	General Civil - Level 1	2017	-	-	2	-	-	1	1	-	-	-	-	4	300%	4
		2016	-	-	-	1	-	-	-	-	-	-	1	1	▲	2
	General Civil - Level 2	2017	3	1	4	4	2	4	1	-	-	-	-	19	0%	19
		2016	4	4	2	2	2	4	1	1	2	3	2	19	↔	31
	General Civil - Level 3	2017	1	-	9	2	-	1	1	-	-	-	-	14	-42%	14
		2016	1	12	6	3	1	-	1	-	1	5	-	24	▼	31
	Probates/Wills & Trusts - Level 1	2017	-	-	-	1	-	-	-	-	-	-	-	1	0%	1
		2016	1	-	-	-	-	-	-	-	-	-	-	1	↔	1
Criminal	Probates/Wills & Trusts - Level 2	2017	-	-	-	-	1	-	-	-	-	-	-	1	0%	1
		2016	-	-	-	-	1	-	-	-	-	3	-	1	↔	4
	Protective Orders	2017	-	-	-	-	-	-	-	-	-	-	-	0	-100%	0
		2016	-	-	-	1	-	-	-	-	-	-	-	1	▼	1
	Uncontested Divorce	2017	1	1	4	5	2	1	2	-	-	-	-	16	220%	16
		2016	-	3	2	-	-	-	3	3	1	2	1	5	▲	15
	Felonies and Related Matters	2017	17	14	22	16	4	32	17	-	-	-	-	122	-25%	122
		2016	23	11	6	81	8	12	21	4	22	53	12	162	▼	259
	Misdemeanor	2017	17	-	6	7	5	17	2	-	-	-	-	54	-33%	54
		2016	1	11	2	49	4	5	8	2	7	9	8	80	▼	106
	Other Criminally Related Matters	2017	-	-	-	-	-	1	-	-	-	-	-	1	-75%	1
		2016	-	-	1	-	-	3	1	1	-	1	-	4	▼	7
	Miscellaneous	2017	21	32	28	23	13	27	24	-	-	-	-	168	1%	168
		2016	30	42	27	19	15	11	23	27	17	26	27	167	▲	280
	Other	2017	6	2	-	5	-	4	1	-	-	-	-	18	13%	18
		2016	1	2	4	1	2	2	4	3	2	1	2	16	▲	28


January 2016 -- July 2017 Filings

Dashboard

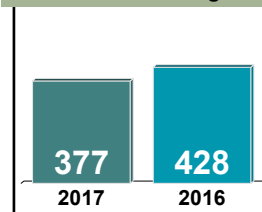
Court: Northumberland Circuit
 Start/End Date: Jan-16 / Jul-17
 2016 Average Month: 67
 Jan-Jul 2016: 428
 Filings Trending: ▼

Circuit/Court ID: 15
 215133
 Type of Case: Filings
 2017 Average Month: 54
 Jan-Jul 2017 : 377
 Overall AVG. Month: 62

Monthly Filings Summary



Jan --- Jul Filings



Filings by Division

		Jan	Feb	Mar	Apr	May	Jun	Jul	Aug	Sep	Oct	Nov	Dec	Thru Jul	% Change	Total
Total	2017	89	48	82	48	34	53	23	-	-	-	-	-	377	-12%	377
	2016	71	76	57	71	71	41	41	59	91	101	83	38	428	▼	800
Civil	2017	4	8	9	9	9	5	6	-	-	-	-	-	50	32%	50
	2016	5	6	4	9	5	5	4	10	4	6	7	3	38	▲	68
Criminal	2017	57	19	38	22	9	27	4	-	-	-	-	-	176	-21%	176
	2016	29	37	31	46	51	16	13	32	68	69	50	18	223	▼	460
Miscellaneous	2017	28	21	33	17	16	20	12	-	-	-	-	-	147	-10%	147
	2016	36	33	22	16	15	20	21	16	19	26	26	15	163	▼	265
Other	2017	-	-	2	-	-	1	1	-	-	-	-	-	4	0%	4
	2016	1	-	-	-	-	-	3	1	-	-	-	2	4	↔	7

Filings by Division & Case Category

		Jan	Feb	Mar	Apr	May	Jun	Jul	Aug	Sep	Oct	Nov	Dec	Thru Jul	% Change	Total
Civil	Contested Divorce	2017	1	1	2	1	3	-	1	-	-	-	-	9	13%	9
		2016	1	2	1	3	-	1	-	1	1	1	-	8	▲	11
	Domestic and Family - Level 1	2017	-	1	-	-	-	-	-	-	-	-	-	1	-75%	1
		2016	-	1	-	-	3	-	-	-	1	-	1	4	▼	6
	Domestic and Family - Level 2	2017	-	-	-	1	-	-	-	-	-	-	-	1	-75%	1
		2016	1	-	-	3	-	-	2	-	-	-	-	4	▼	6
	General Civil - Level 1	2017	-	2	-	-	-	-	-	-	-	-	-	2	2	2
		2016	-	-	-	-	-	-	-	-	-	-	-	0	↔	0
	General Civil - Level 2	2017	2	2	2	3	2	-	1	-	-	-	-	12	33%	12
		2016	2	2	-	-	1	2	-	-	-	3	2	9	▲	14
	General Civil - Level 3	2017	1	1	1	2	1	2	-	-	-	-	-	10	150%	10
		2016	-	-	-	1	1	1	3	-	1	1	-	4	▲	9
Criminal	Probates/Wills & Trusts - Level 1	2017	-	-	-	-	1	-	-	-	-	-	-	1	1	1
		2016	-	-	-	-	-	-	-	-	-	-	-	0	↔	0
	Probates/Wills & Trusts - Level 2	2017	-	-	1	-	1	-	-	-	-	-	-	2	2	2
		2016	-	-	-	-	-	-	-	-	-	-	-	0	↔	0
	Uncontested Divorce	2017	-	1	3	2	1	3	2	-	-	-	-	12	33%	12
		2016	1	1	3	2	2	-	5	3	3	2	-	9	▲	22
	Felonies and Related Matters	2017	45	16	31	20	8	19	1	-	-	-	-	140	-26%	140
		2016	24	36	29	33	44	13	10	25	54	26	43	189	▼	347
	Misdemeanor	2017	8	3	7	2	1	6	1	-	-	-	-	28	4%	28
		2016	3	1	1	10	7	2	3	2	11	40	6	27	▲	94
	Other Criminally Related Matters	2017	4	-	-	-	-	2	2	-	-	-	-	8	14%	8
		2016	2	-	1	3	-	1	-	5	3	3	1	7	▲	19
Miscellaneous		2017	28	21	33	17	16	20	12	-	-	-	-	147	-10%	147
		2016	36	33	22	16	15	20	21	16	19	26	15	163	▼	265
Other		2017	-	-	2	-	-	1	1	-	-	-	-	4	0%	4
		2016	1	-	-	-	-	-	3	1	-	-	2	4	↔	7

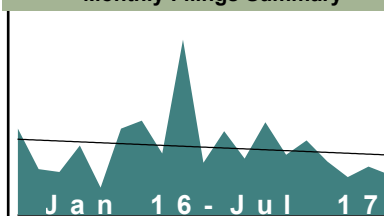
January 2016 -- July 2017 Filings

Dashboard

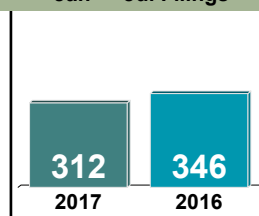
Court: Richmond County Circuit
 Start/End Date: Jan-16 / Jul-17
 2016 Average Month: 56
 Jan-Jul 2016: 346
 Filings Trending: ▼

Circuit/Court ID: 15
 215159
 Type of Case: Filings
 2017 Average Month: 45
 Jan-Jul 2017 : 312
 Overall AVG. Month: 52

Monthly Filings Summary



Jan --- Jul Filings



Filings by Division

		Jan	Feb	Mar	Apr	May	Jun	Jul	Aug	Sep	Oct	Nov	Dec	Thru Jul	% Change	Total
Total	2017	71	46	57	41	29	37	31	-	-	-	-	-	312	-10%	312
	2016	66	35	33	53	21	66	72	47	134	40	64	43	346	▼	674
Civil	2017	1	1	8	5	3	4	2	-	-	-	-	-	24	14%	24
	2016	1	4	4	3	3	4	2	4	2	1	5	1	21	▲	34
Criminal	2017	25	26	7	18	6	3	17	-	-	-	-	-	102	5%	102
	2016	10	7	4	31	1	28	16	25	96	20	35	19	97	▲	292
Miscellaneous	2017	12	14	28	9	12	17	12	-	-	-	-	-	104	14%	104
	2016	14	12	16	8	12	17	12	13	18	8	18	18	91	▲	166
Other	2017	33	5	14	9	8	13	-	-	-	-	-	-	82	-40%	82
	2016	41	12	9	11	5	17	42	5	18	11	6	5	137	▼	182

Filings by Division & Case Category

		Jan	Feb	Mar	Apr	May	Jun	Jul	Aug	Sep	Oct	Nov	Dec	Thru Jul	% Change	Total
Civil	Administrative Law	2017	-	-	1	-	-	-	-	-	-	-	-	1	0%	1
		2016	-	-	-	1	-	-	-	-	-	-	-	1	↔	1
	Contested Divorce	2017	-	-	1	-	-	-	-	-	-	-	-	1	0%	1
		2016	-	-	-	1	-	-	-	-	-	1	-	1	↔	2
	Domestic and Family - Level 1	2017	-	-	-	-	-	1	-	-	-	-	-	1	-67%	1
		2016	-	1	1	1	-	-	2	-	-	-	-	3	▼	5
	Domestic and Family - Level 2	2017	-	-	-	-	-	1	-	-	-	-	-	1	1	1
		2016	-	-	-	-	-	-	1	-	-	-	-	0	↔	1
	General Civil - Level 2	2017	-	1	2	-	1	2	-	-	-	-	-	8	14%	8
		2016	-	1	1	-	2	2	1	1	-	2	-	7	▲	10
	General Civil - Level 3	2017	1	-	2	2	-	-	-	-	-	-	-	5	0%	5
		2016	-	1	2	-	1	1	-	-	-	2	1	5	↔	8
Criminal	Probates/Wills & Trusts - Level 2	2017	-	-	1	1	-	-	-	-	-	-	-	2	100%	2
		2016	-	-	-	-	1	-	1	-	-	-	-	1	▲	2
	Uncontested Divorce	2017	-	-	1	2	2	-	-	-	-	-	-	5	67%	5
		2016	1	1	-	-	1	-	-	1	1	-	-	3	▲	5
	Felonies and Related Matters	2017	18	23	5	11	3	-	14	-	-	-	-	74	21%	74
		2016	6	3	1	18	1	20	12	14	89	18	25	61	▲	224
Miscellaneous	Misdemeanor	2017	6	3	1	-	1	2	1	-	-	-	-	14	-50%	14
		2016	4	3	1	10	-	7	3	9	5	1	3	28	▼	46
Other	Other Criminally Related Matters	2017	1	-	1	7	2	1	2	-	-	-	-	14	75%	14
		2016	-	1	2	3	-	1	1	2	2	1	7	8	▲	22
Miscellaneous	Miscellaneous	2017	12	14	28	9	12	17	12	-	-	-	-	104	14%	104
		2016	14	12	16	8	12	17	12	13	18	8	18	91	▲	166
Other	Other	2017	33	5	14	9	8	13	-	-	-	-	-	82	-40%	82
		2016	41	12	9	11	5	17	42	5	18	11	6	137	▼	182


January 2016 -- July 2017 Filings

Dashboard

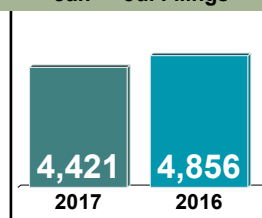
Court: Spotsylvania Circuit
 Start/End Date: Jan-16 / Jul-17
 2016 Average Month: 646
 Jan-Jul 2016: 4,856
 Filings Trending: ▼

Circuit/Court ID: 15
 215177
 Type of Case: Filings
 2017 Average Month: 632
 Jan-Jul 2017 : 4,421
 Overall AVG. Month: 641

Monthly Filings Summary



Jan --- Jul Filings



Filings by Division

		Jan	Feb	Mar	Apr	May	Jun	Jul	Aug	Sep	Oct	Nov	Dec	Thru Jul	% Change	Total
Total	2017	616	667	681	493	712	631	621	-	-	-	-	-	4,421	-9%	4,421
	2016	1,229	588	711	644	491	621	572	510	620	626	593	550	4,856	▼	7,755
Civil	2017	78	99	102	76	111	110	116	-	-	-	-	-	692	18%	692
	2016	62	87	107	86	72	60	112	81	98	97	102	96	586	▲	1,060
Criminal	2017	186	289	291	217	342	263	275	-	-	-	-	-	1,863	16%	1,863
	2016	156	162	272	326	198	291	205	177	263	241	214	198	1,610	▲	2,703
Miscellaneous	2017	276	269	280	192	248	235	215	-	-	-	-	-	1,715	-7%	1,715
	2016	285	322	319	225	208	247	245	243	247	276	263	248	1,851	▼	3,128
Other	2017	76	10	8	8	11	23	15	-	-	-	-	-	151	-81%	151
	2016	726	17	13	7	13	23	10	9	12	12	14	8	809	▼	864

Filings by Division & Case Category

		Jan	Feb	Mar	Apr	May	Jun	Jul	Aug	Sep	Oct	Nov	Dec	Thru Jul	% Change	Total
Civil	Administrative Law	2017	-	-	2	1	-	3	3	-	-	-	-	9	200%	9
		2016	-	-	-	1	1	-	1	3	1	2	1	3	▲	11
	Contested Divorce	2017	6	7	17	11	12	7	2	-	-	-	-	62	24%	62
		2016	7	6	8	8	8	5	8	11	5	9	7	50	▲	91
	Domestic and Family - Level 1	2017	14	33	18	1	30	27	28	-	-	-	-	151	-8%	151
		2016	15	29	28	38	15	10	29	18	19	31	38	164	▼	314
	Domestic and Family - Level 2	2017	9	3	9	8	7	5	40	-	-	-	-	81	84%	81
		2016	-	5	13	4	1	4	17	10	6	7	3	44	▲	72
	General Civil - Level 1	2017	-	-	-	1	-	1	-	-	-	-	-	2	-67%	2
		2016	-	-	2	-	-	-	4	-	1	-	2	6	▼	10
	General Civil - Level 2	2017	14	11	14	21	19	27	7	-	-	-	-	113	20%	113
		2016	8	10	19	10	15	14	18	13	18	11	12	94	▲	158
	General Civil - Level 3	2017	3	13	9	3	9	11	8	-	-	-	-	56	8%	56
		2016	7	10	7	6	12	3	7	5	17	10	9	52	▲	101
Criminal	Probates/Wills & Trusts - Level 1	2017	-	-	-	-	-	-	-	-	-	-	-	0	-100%	0
		2016	-	2	-	-	-	-	-	-	-	-	-	2	▼	2
	Probates/Wills & Trusts - Level 2	2017	5	5	2	2	11	1	5	-	-	-	-	31	7%	31
		2016	2	9	1	4	6	4	3	3	4	7	8	29	▲	52
	Protective Orders	2017	-	1	-	-	-	-	-	-	-	-	-	1	-80%	1
		2016	-	-	2	-	-	-	3	-	-	-	-	5	▼	5
	Uncontested Divorce	2017	27	26	31	28	23	28	23	-	-	-	-	186	36%	186
		2016	23	16	27	15	14	20	22	20	25	20	21	137	▲	244
	Capital Murder	2017	-	-	1	-	-	-	-	-	-	-	-	1	1	1
		2016	-	-	-	-	-	-	-	-	-	2	-	0	↔	2
	Felonies and Related Matters	2017	131	205	210	164	254	182	206	-	-	-	-	1,352	16%	1,352
		2016	114	106	172	269	132	216	152	127	203	182	162	1,161	▲	1,983
	Misdemeanor	2017	45	69	67	39	68	66	63	-	-	-	-	417	10%	417
		2016	38	47	85	51	57	60	42	39	53	47	39	380	▲	598
	Other Criminally Related Matters	2017	10	15	13	14	20	15	6	-	-	-	-	93	35%	93
		2016	4	9	15	6	9	15	11	11	7	12	10	69	▲	120
Miscellaneous		2017	276	269	280	192	248	235	215	-	-	-	-	1,715	-7%	1,715
		2016	285	322	319	225	208	247	245	243	247	276	263	1,851	▼	3,128
Other		2017	76	10	8	8	11	23	15	-	-	-	-	151	-81%	151
		2016	726	17	13	7	13	23	10	9	12	12	14	809	▼	864

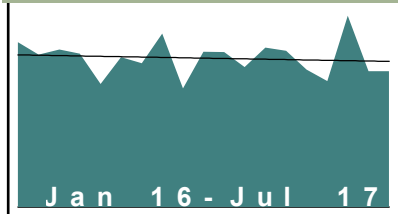
January 2016 -- July 2017 Filings

Dashboard

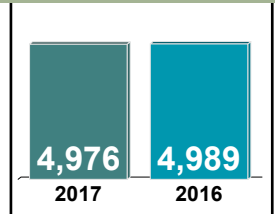
Court: Stafford Circuit
 Start/End Date: Jan-16 / Jul-17
 2016 Average Month: 711
 Jan-Jul 2016: 4,989
 Filings Trending: ↔

Circuit/Court ID: 15
 215179
 Type of Case: Filings
 2017 Average Month: 711
 Jan-Jul 2017 : 4,976
 Overall AVG. Month: 711

Monthly Filings Summary



Jan --- Jul Filings



Filings by Division

		Jan	Feb	Mar	Apr	May	Jun	Jul	Aug	Sep	Oct	Nov	Dec	Thru Jul	% Change	Total
Total	2017	761	746	656	602	914	649	648	-	-	-	-	-	4,976	0%	4,976
	2016	787	728	752	732	588	716	686	828	566	741	740	668	4,989	▼	8,532
Civil	2017	69	70	86	86	85	95	81	-	-	-	-	-	572	0%	572
	2016	62	78	103	76	92	91	70	88	92	77	91	80	572	↔	1,000
Criminal	2017	414	404	278	287	570	288	313	-	-	-	-	-	2,554	6%	2,554
	2016	409	329	275	410	273	356	353	455	247	397	339	328	2,405	▲	4,171
Miscellaneous	2017	274	272	292	228	258	265	254	-	-	-	-	-	1,843	-8%	1,843
	2016	315	321	373	246	222	268	262	285	225	267	310	260	2,007	▼	3,354
Other	2017	4	-	-	1	1	1	-	-	-	-	-	-	7	40%	7
	2016	1	-	1	-	1	1	1	-	2	-	-	-	5	▲	7

Filings by Division & Case Category

		Jan	Feb	Mar	Apr	May	Jun	Jul	Aug	Sep	Oct	Nov	Dec	Thru Jul	% Change	Total
Civil	Administrative Law	2017	2	1	1	2	1	2	1	-	-	-	-	10	25%	10
		2016	2	-	1	1	2	1	1	2	2	1	1	8	▲	16
	Contested Divorce	2017	10	9	16	15	8	8	-	-	-	-	-	74	1%	74
		2016	6	8	14	15	7	10	13	10	6	8	15	73	▲	122
	Domestic and Family - Level 1	2017	11	8	10	14	10	18	12	-	-	-	-	83	24%	83
		2016	3	13	8	9	10	11	13	3	21	13	18	67	▲	135
	Domestic and Family - Level 2	2017	-	2	6	10	4	7	5	-	-	-	-	34	100%	34
		2016	1	4	2	2	4	2	9	6	4	4	10	17	▲	50
	General Civil - Level 1	2017	2	1	-	3	1	-	4	-	-	-	-	11	267%	11
		2016	-	-	1	-	1	-	1	2	2	1	-	3	▲	9
	General Civil - Level 2	2017	9	22	18	11	21	27	12	-	-	-	-	120	-8%	120
		2016	12	12	25	16	21	26	18	17	19	14	13	130	▼	205
	General Civil - Level 3	2017	6	3	3	5	6	7	11	-	-	-	-	41	-34%	41
		2016	11	9	11	8	11	7	5	15	7	10	15	62	▼	116
Criminal	Probates/Wills & Trusts - Level 1	2017	-	-	-	1	-	-	-	-	-	-	-	1	-50%	1
		2016	-	1	-	-	-	1	-	-	-	-	-	2	▼	2
	Probates/Wills & Trusts - Level 2	2017	1	2	3	2	4	1	6	-	-	-	-	19	12%	19
		2016	2	4	3	1	2	1	4	4	3	4	-	17	▲	32
	Uncontested Divorce	2017	28	22	29	23	30	25	22	-	-	-	-	179	-7%	179
		2016	25	27	38	24	34	32	13	27	26	20	22	193	▼	313
	Capital Murder	2017	-	-	-	-	1	-	-	-	-	-	-	1	1	1
		2016	-	-	-	-	-	-	-	-	4	-	-	0	↔	4
	Felonies and Related Matters	2017	281	264	176	178	406	192	189	-	-	-	-	1,686	8%	1,686
		2016	263	206	148	276	176	252	246	327	172	257	239	1,567	▲	2,762
	Misdemeanor	2017	113	128	84	92	141	79	108	-	-	-	-	745	2%	745
		2016	132	112	110	118	81	91	88	119	64	117	76	732	▲	1,218
	Other Criminally Related Matters	2017	20	12	18	17	22	17	16	-	-	-	-	122	15%	122
		2016	14	11	17	16	16	13	19	9	11	19	24	106	▲	187
Miscellaneous		2017	274	272	292	228	258	265	254	-	-	-	-	1,843	-8%	1,843
		2016	315	321	373	246	222	268	262	285	225	267	310	2,007	▼	3,354
Other		2017	4	-	-	1	1	1	-	-	-	-	-	7	40%	7
		2016	1	-	1	-	1	1	1	-	2	-	-	5	▲	7

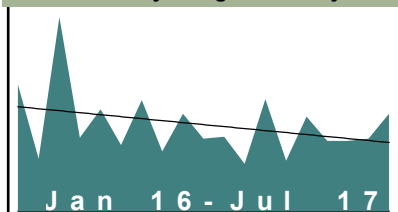
January 2016 -- July 2017 Filings

Dashboard

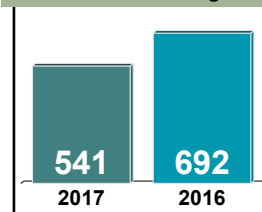
Court: Westmoreland Circuit
 Start/End Date: Jan-16 / Jul-17
 2016 Average Month: 86
 Jan-Jul 2016: 692
 Filings Trending: ▼

Circuit/Court ID: 15
 215193
 Type of Case: Filings
 2017 Average Month: 77
 Jan-Jul 2017 : 541
 Overall AVG. Month: 83

Monthly Filings Summary



Jan --- Jul Filings



Filings by Division

		Jan	Feb	Mar	Apr	May	Jun	Jul	Aug	Sep	Oct	Nov	Dec	Thru Jul	% Change	Total
Total	2017	107	48	90	67	67	69	93	-	-	-	-	-	541	-22%	541
	2016	121	50	185	70	97	63	106	57	93	69	71	45	692	▼	1,027
Civil	2017	15	4	7	9	14	13	13	-	-	-	-	-	75	-1%	75
	2016	6	9	7	8	10	10	26	10	7	11	9	5	76	▼	118
Criminal	2017	68	15	48	37	22	18	57	-	-	-	-	-	265	-35%	265
	2016	74	10	141	45	55	33	50	29	55	32	22	21	408	▼	567
Miscellaneous	2017	24	27	34	20	30	33	22	-	-	-	-	-	190	-6%	190
	2016	40	29	36	17	31	19	30	18	31	26	40	18	202	▼	335
Other	2017	-	2	1	1	1	5	1	-	-	-	-	-	11	83%	11
	2016	1	2	1	-	1	1	-	-	-	-	-	1	6	▲	7

Filings by Division & Case Category

		Jan	Feb	Mar	Apr	May	Jun	Jul	Aug	Sep	Oct	Nov	Dec	Thru Jul	% Change	Total
Civil	Contested Divorce	2017	2	-	1	3	-	2	3	-	-	-	-	11	175%	11
		2016	-	-	1	2	-	1	-	1	-	-	-	4	▲	5
	Domestic and Family - Level 1	2017	1	-	1	-	6	5	4	-	-	-	-	17	143%	17
		2016	-	-	-	1	-	6	3	-	9	3	1	7	▲	23
	Domestic and Family - Level 2	2017	1	-	-	-	-	-	-	-	-	-	-	1	-50%	1
		2016	-	-	-	-	2	-	-	-	-	-	-	2	▼	2
	General Civil - Level 1	2017	-	-	-	-	1	1	-	-	-	-	-	2	2	2
		2016	-	-	-	-	-	-	-	-	-	-	-	0	↔	0
	General Civil - Level 2	2017	3	2	-	-	2	1	3	-	-	-	-	11	-58%	11
		2016	2	6	5	1	7	2	3	1	4	1	1	26	▼	34
	General Civil - Level 3	2017	2	1	-	2	1	-	3	-	-	-	-	9	-65%	9
		2016	3	-	-	2	-	4	17	2	-	-	3	26	▼	31
Criminal	Probates/Wills & Trusts	2017	-	-	-	1	1	1	-	-	-	-	-	3	50%	3
		2016	-	1	-	-	-	1	-	-	1	2	-	2	▲	5
	Uncontested Divorce	2017	6	1	5	3	3	3	-	-	-	-	-	21	133%	21
		2016	1	2	1	2	1	2	-	5	1	-	3	9	▲	18
	Felonies and Related Matters	2017	57	7	20	37	9	8	41	-	-	-	-	179	-46%	179
		2016	52	7	135	30	50	24	35	13	42	18	13	333	▼	432
	Misdemeanor	2017	8	5	7	-	4	4	9	-	-	-	-	37	-27%	37
		2016	16	2	5	7	4	8	9	5	10	9	7	51	▼	90
	Other Criminally Related Matters	2017	3	3	21	-	9	6	7	-	-	-	-	49	104%	49
		2016	6	1	1	8	1	1	6	11	3	5	2	24	▲	45
Miscellaneous		2017	24	27	34	20	30	33	22	-	-	-	-	190	-6%	190
		2016	40	29	36	17	31	19	30	18	31	26	40	202	▼	335
Other		2017	-	2	1	1	1	5	1	-	-	-	-	11	83%	11
		2016	1	2	1	-	1	1	-	-	-	-	1	6	▲	7

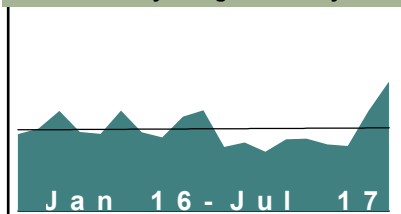
January 2016 -- July 2017 Filings

Dashboard

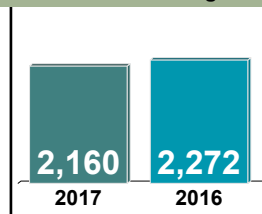
Court: Fredericksburg Circuit
 Start/End Date: Jan-16 / Jul-17
 2016 Average Month: 317
 Jan-Jul 2016: 2,272
 Filings Trending: ▼

Circuit/Court ID: 15
 215630
 Type of Case: Filings
 2017 Average Month: 309
 Jan-Jul 2017 : 2,160
 Overall AVG. Month: 314

Monthly Filings Summary



Jan --- Jul Filings



Filings by Division

		Jan	Feb	Mar	Apr	May	Jun	Jul	Aug	Sep	Oct	Nov	Dec	Thru Jul	% Change	Total
Total	2017	227	274	277	255	249	383	495	-	-	-	-	-	2,160	-5%	2,160
	2016	293	315	382	302	295	384	301	281	360	385	245	262	2,272	▼	3,805
Civil	2017	27	20	48	44	36	109	154	-	-	-	-	-	438	-26%	438
	2016	58	91	98	68	114	99	64	72	106	51	51	80	592	▼	952
Criminal	2017	156	207	172	179	167	221	298	-	-	-	-	-	1,400	3%	1,400
	2016	182	166	246	192	143	237	190	168	204	298	163	153	1,356	▲	2,342
Miscellaneous	2017	42	45	55	30	44	45	40	-	-	-	-	-	301	0%	301
	2016	52	55	37	39	38	44	37	41	46	33	30	26	302	▼	478
Other	2017	2	2	2	2	2	8	3	-	-	-	-	-	21	-5%	21
	2016	1	3	1	3	-	4	10	-	4	3	1	3	22	▼	33

Filings by Division & Case Category

		Jan	Feb	Mar	Apr	May	Jun	Jul	Aug	Sep	Oct	Nov	Dec	Thru Jul	% Change	Total
Civil	Administrative Law	2017	-	-	-	-	1	-	-	-	-	-	-	1	-67%	1
		2016	-	1	-	1	-	-	-	-	1	-	2	3	▼	6
	Contested Divorce	2017	1	2	4	5	3	22	13	-	-	-	-	50	-36%	50
		2016	6	11	15	11	18	5	12	8	12	4	5	78	▼	111
	Domestic and Family - Level 1	2017	2	-	7	4	8	2	11	-	-	-	-	34	-46%	34
		2016	2	13	4	6	1	34	3	6	19	1	31	63	▼	120
	Domestic and Family - Level 2	2017	15	-	10	10	-	1	58	-	-	-	-	94	-39%	94
		2016	11	20	23	9	51	25	14	26	31	25	25	153	▼	283
	General Civil - Level 1	2017	-	1	2	-	2	3	3	-	-	-	-	11	38%	11
		2016	-	1	1	-	1	3	2	1	1	1	1	8	▲	14
	General Civil - Level 2	2017	3	3	8	9	6	23	16	-	-	-	-	68	26%	68
		2016	8	7	4	8	6	10	11	10	8	4	6	54	▲	87
Criminal	General Civil - Level 3	2017	3	4	4	7	7	15	19	-	-	-	-	59	90%	59
		2016	4	5	6	5	5	5	1	7	12	8	4	31	▲	67
	Probates/Wills & Trusts - Level 2	2017	-	1	3	2	1	-	1	-	-	-	-	8	60%	8
		2016	-	-	1	1	1	2	-	-	4	1	-	5	▲	10
	Uncontested Divorce	2017	3	9	10	7	9	42	33	-	-	-	-	113	-43%	113
		2016	27	33	44	27	30	15	21	13	19	8	11	197	▼	254
	Felonies and Related Matters	2017	99	152	120	139	127	170	224	-	-	-	-	1,031	3%	1,031
		2016	109	107	202	153	109	182	137	122	153	216	113	999	▲	1,714
	Misdemeanor	2017	56	48	45	38	32	44	68	-	-	-	-	331	1%	331
		2016	70	51	39	35	31	51	50	42	49	76	44	327	▲	577
	Other Criminally Related Matters	2017	1	7	7	2	8	7	6	-	-	-	-	38	27%	38
		2016	3	8	5	4	3	4	3	4	2	6	3	30	▲	51
Miscellaneous		2017	42	45	55	30	44	45	40	-	-	-	-	301	0%	301
		2016	52	55	37	39	38	44	37	41	46	30	26	302	▼	478
Other		2017	2	2	2	2	2	8	3	-	-	-	-	21	-5%	21
		2016	1	3	1	3	-	4	10	-	4	3	1	22	▼	33

January 2016 -- July 2017 Filings

Dashboard

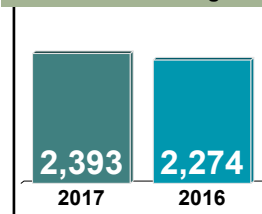
Court: Albemarle Circuit
 Start/End Date: Jan-16 / Jul-17
 2016 Average Month: 320
 Jan-Jul 2016: 2,274
 Filings Trending: ▲

Circuit/Court ID: 16
 216003
 Type of Case: Filings
 2017 Average Month: 342
 Jan-Jul 2017 : 2,393
 Overall AVG. Month: 328

Monthly Filings Summary



Jan --- Jul Filings



Filings by Division

		Jan	Feb	Mar	Apr	May	Jun	Jul	Aug	Sep	Oct	Nov	Dec	Thru Jul	% Change	Total
Total	2017	347	378	368	301	284	419	296	-	-	-	-	-	2,393	5%	2,393
	2016	347	333	373	310	298	292	321	291	329	321	322	306	2,274	▲	3,843
Civil	2017	49	121	99	70	47	98	58	-	-	-	-	-	542	-5%	542
	2016	90	123	84	64	88	58	62	61	66	65	66	56	569	▼	883
Criminal	2017	122	128	91	86	77	129	77	-	-	-	-	-	710	15%	710
	2016	88	65	110	94	80	90	88	97	104	94	109	112	615	▲	1,131
Miscellaneous	2017	170	124	175	132	128	162	127	-	-	-	-	-	1,018	-3%	1,018
	2016	161	141	172	145	127	138	168	133	153	158	142	135	1,052	▼	1,773
Other	2017	6	5	3	13	32	30	34	-	-	-	-	-	123	224%	123
	2016	8	4	7	7	3	6	3	-	6	4	5	3	38	▲	56

Filings by Division & Case Category

		Jan	Feb	Mar	Apr	May	Jun	Jul	Aug	Sep	Oct	Nov	Dec	Thru Jul	% Change	Total
Civil	Administrative Law	2017	-	-	-	-	-	-	-	-	-	-	-	0	0	0
		2016	-	-	-	-	-	-	-	-	-	1	-	0	↔	1
	Contested Divorce	2017	3	5	6	6	2	6	5	-	-	-	-	33	-30%	33
		2016	5	12	9	4	4	7	6	5	11	7	2	47	▼	74
	Domestic and Family - Level 1	2017	6	17	3	11	1	8	9	-	-	-	-	55	-11%	55
		2016	15	5	6	3	16	4	13	3	10	7	3	62	▼	92
	Domestic and Family - Level 2	2017	3	4	4	8	7	6	4	-	-	-	-	36	-18%	36
		2016	-	5	7	5	12	10	5	8	4	9	5	44	▼	76
	General Civil - Level 1	2017	3	2	2	3	-	4	2	-	-	-	-	16	45%	16
		2016	2	5	2	-	-	2	-	1	-	-	-	11	▲	12
	General Civil - Level 2	2017	9	50	33	13	16	40	21	-	-	-	-	182	-4%	182
		2016	26	47	32	27	24	18	15	24	17	27	17	189	▼	291
	General Civil - Level 3	2017	4	22	27	12	3	16	4	-	-	-	-	88	0%	88
		2016	23	28	10	7	10	5	7	5	4	10	3	88	↔	117
Criminal	Probates/Wills & Trusts - Level 1	2017	1	-	-	-	-	-	-	-	-	-	-	1	0%	1
		2016	-	1	-	-	-	-	-	-	-	-	-	1	↔	1
	Probates/Wills & Trusts - Level 2	2017	1	2	4	4	1	3	1	-	-	-	-	16	-11%	16
		2016	3	4	3	-	3	2	3	2	4	3	2	18	▼	32
	Uncontested Divorce	2017	19	19	20	13	17	15	12	-	-	-	-	115	6%	115
		2016	16	16	15	18	19	12	13	12	14	18	19	109	▲	187
	Felonies and Related Matters	2017	83	92	58	61	52	92	50	-	-	-	-	488	13%	488
		2016	49	56	76	66	58	64	61	70	75	77	63	430	▲	805
	Misdemeanor	2017	30	30	23	24	24	34	26	-	-	-	-	191	10%	191
Miscellaneous		2016	38	9	32	25	22	22	25	24	27	16	39	173	▲	300
	Other Criminally Related Matters	2017	9	6	10	1	1	3	1	-	-	-	-	31	158%	31
		2016	1	-	2	3	-	4	2	3	2	1	7	12	▲	26
	Miscellaneous	2017	170	124	175	132	128	162	127	-	-	-	-	1,018	-3%	1,018
		2016	161	141	172	145	127	138	168	133	153	158	142	1,052	▼	1,773
	Other	2017	6	5	3	13	32	30	34	-	-	-	-	123	224%	123
		2016	8	4	7	7	3	6	3	-	6	4	5	38	▲	56


January 2016 -- July 2017 Filings

Dashboard

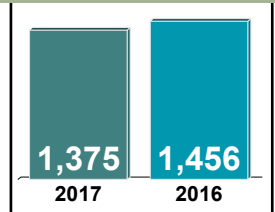
Court: Culpeper Circuit
 Start/End Date: Jan-16 / Jul-17
 2016 Average Month: 206
 Jan-Jul 2016: 1,456
 Filings Trending: ▼

Circuit/Court ID: 16
 216047
 Type of Case: Filings
 2017 Average Month: 196
 Jan-Jul 2017 : 1,375
 Overall AVG. Month: 202

Monthly Filings Summary



Jan --- Jul Filings



Filings by Division

		Jan	Feb	Mar	Apr	May	Jun	Jul	Aug	Sep	Oct	Nov	Dec	Thru Jul	% Change	Total
Total	2017	196	198	259	172	174	203	173	-	-	-	-	-	1,375	-6%	1,375
	2016	181	270	214	156	174	244	217	259	162	230	185	174	1,456	▼	2,466
Civil	2017	31	27	55	30	29	28	32	-	-	-	-	-	232	-11%	232
	2016	29	41	47	30	35	34	45	36	29	44	30	24	261	▼	424
Criminal	2017	68	75	100	66	56	93	64	-	-	-	-	-	522	12%	522
	2016	33	81	47	57	55	126	68	123	54	107	67	69	467	▲	887
Miscellaneous	2017	96	95	104	74	85	80	76	-	-	-	-	-	610	-15%	610
	2016	119	147	119	69	81	80	100	99	78	76	86	81	715	▼	1,135
Other	2017	1	1	-	2	4	2	1	-	-	-	-	-	11	-15%	11
	2016	-	1	1	-	3	4	4	1	1	3	2	-	13	▼	20

Filings by Division & Case Category

		Jan	Feb	Mar	Apr	May	Jun	Jul	Aug	Sep	Oct	Nov	Dec	Thru Jul	% Change	Total
Civil	Administrative Law 2017	-	-	-	-	-	-	-	-	-	-	-	-	0	-100%	0
	2016	-	-	-	-	1	-	1	-	1	-	1	-	2	▼	4
	Contested Divorce 2017	3	4	9	2	5	8	7	-	-	-	-	-	38	27%	38
	2016	2	4	7	4	3	3	7	5	2	4	2	4	30	▲	47
	Domestic and Family - Level 1 2017	4	2	7	1	5	1	3	-	-	-	-	-	23	-43%	23
	2016	6	11	5	4	4	3	7	10	3	12	11	3	40	▼	79
	Domestic and Family - Level 2 2017	5	4	2	5	2	6	2	-	-	-	-	-	26	117%	26
	2016	3	1	2	1	2	2	1	4	3	1	3	2	12	▲	25
	General Civil - Level 1 2017	1	2	1	-	-	-	1	-	-	-	-	-	5	400%	5
	2016	-	-	-	-	-	1	-	1	1	1	1	-	1	▲	5
	General Civil - Level 2 2017	4	1	7	4	3	5	3	-	-	-	-	-	27	-57%	27
	2016	7	7	16	6	8	8	11	5	4	11	3	3	63	▼	89
	General Civil - Level 3 2017	5	1	6	3	2	1	5	-	-	-	-	-	23	-26%	23
	2016	4	3	7	3	5	4	5	-	4	3	4	2	31	▼	44
Criminal	Probates/Wills & Trusts - Level 1 2017	-	-	1	-	-	-	-	-	-	-	-	-	1	0%	1
	2016	-	-	-	-	-	-	1	-	-	-	-	-	1	↔	1
	Probates/Wills & Trusts - Level 2 2017	-	1	-	3	2	1	1	-	-	-	-	-	8	167%	8
	2016	-	1	1	-	1	-	-	-	1	1	-	1	3	▲	6
	Uncontested Divorce 2017	9	12	22	12	10	6	10	-	-	-	-	-	81	4%	81
	2016	7	14	9	12	11	13	12	11	10	11	5	9	78	▲	124
	Capital Murder 2017	-	-	-	-	-	-	-	-	-	-	-	-	0	-100%	0
	2016	-	8	-	-	-	-	-	-	-	-	-	-	8	▼	8
	Felonies and Related Matters 2017	58	60	75	46	34	73	53	-	-	-	-	-	399	13%	399
	2016	30	59	32	43	46	90	53	91	38	82	52	50	353	▲	666
Miscellaneous	Misdemeanor 2017	8	13	23	17	22	14	8	-	-	-	-	-	105	24%	105
	2016	1	11	11	10	6	33	13	30	13	23	12	18	85	▲	181
	Other Criminally Related Matters 2017	2	2	2	3	-	6	3	-	-	-	-	-	18	-14%	18
	2016	2	3	4	4	3	3	2	2	3	2	3	1	21	▼	32
Other	2017	96	95	104	74	85	80	76	-	-	-	-	-	610	-15%	610
	2016	119	147	119	69	81	80	100	99	78	76	86	81	715	▼	1,135
Other	2017	1	1	-	2	4	2	1	-	-	-	-	-	11	-15%	11
	2016	-	1	1	-	3	4	4	1	1	3	2	-	13	▼	20

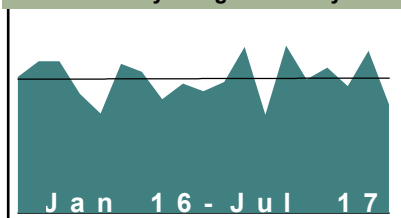
January 2016 -- July 2017 Filings

Dashboard

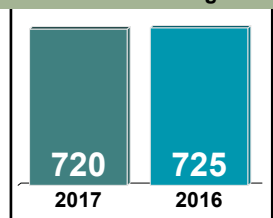
Court: Fluvanna Circuit
 Start/End Date: Jan-16 / Jul-17
 2016 Average Month: 103
 Jan-Jul 2016: 725
 Filings Trending: ↔

Circuit/Court ID: 16
 216065
 Type of Case: Filings
 2017 Average Month: 103
 Jan-Jul 2017 : 720
 Overall AVG. Month: 103

Monthly Filings Summary



Jan --- Jul Filings



Filings by Division

		Jan	Feb	Mar	Apr	May	Jun	Jul	Aug	Sep	Oct	Nov	Dec	Thru Jul	% Change	Total
Total	2017	75	128	102	111	97	124	83	-	-	-	-	-	720	-1%	720
	2016	104	116	116	91	76	114	108	87	99	93	100	127	725	▼	1,231
Civil	2017	14	12	9	14	38	14	17	-	-	-	-	-	118	23%	118
	2016	8	15	13	10	8	26	16	16	16	19	14	11	96	▲	172
Criminal	2017	14	69	24	56	22	65	18	-	-	-	-	-	268	13%	268
	2016	15	34	54	39	21	38	36	36	32	32	26	59	237	▲	422
Miscellaneous	2017	47	46	68	41	37	45	48	-	-	-	-	-	332	-15%	332
	2016	81	67	49	42	47	50	56	35	51	42	60	57	392	▼	637
Other	2017	-	1	1	-	-	-	-	-	-	-	-	-	2	2	2
	2016	-	-	-	-	-	-	-	-	-	-	-	-	0	↔	0

Filings by Division & Case Category

		Jan	Feb	Mar	Apr	May	Jun	Jul	Aug	Sep	Oct	Nov	Dec	Thru Jul	% Change	Total
Civil	Administrative Law	2017	-	-	-	-	-	-	-	-	-	-	-	0	-100%	0
		2016	1	-	-	-	-	-	-	-	-	-	1	1	▼	2
	Contested Divorce	2017	-	2	-	3	-	2	-	-	-	-	-	7	-56%	7
		2016	1	2	3	1	3	3	1	2	2	-	2	16	▼	23
	Domestic and Family - Level 1	2017	1	1	1	2	14	5	10	-	-	-	-	34	162%	34
		2016	1	3	-	1	1	3	4	2	2	1	-	13	▲	19
	Domestic and Family - Level 2	2017	1	5	3	-	4	3	2	-	-	-	-	18	100%	18
		2016	2	1	1	1	-	2	2	1	6	3	1	9	▲	20
	General Civil - Level 1	2017	-	-	-	-	-	-	-	-	-	-	-	0	-100%	0
		2016	-	-	-	1	-	1	-	-	-	-	-	2	▼	2
	General Civil - Level 2	2017	9	-	3	1	4	-	1	-	-	-	-	18	29%	18
		2016	-	3	3	1	-	5	2	7	8	4	2	14	▲	39
	General Civil - Level 3	2017	1	2	-	3	10	1	3	-	-	-	-	20	122%	20
		2016	1	-	1	3	-	3	1	4	1	4	1	9	▲	19
Criminal	Probates/Wills & Trusts - Level 1	2017	-	-	-	-	-	-	-	-	-	-	-	0	-100%	0
		2016	-	-	1	-	-	1	-	-	-	-	-	2	▼	2
	Probates/Wills & Trusts - Level 2	2017	-	-	1	1	-	1	-	-	-	-	-	3	200%	3
		2016	-	-	1	-	-	-	-	-	-	1	2	1	▲	4
	Uncontested Divorce	2017	2	2	1	4	6	2	1	-	-	-	-	18	-38%	18
		2016	2	6	3	2	4	8	4	2	2	4	3	29	▼	42
	Felonies and Related Matters	2017	11	51	15	48	15	55	6	-	-	-	-	201	29%	201
		2016	9	23	48	30	9	24	13	15	18	19	11	156	▲	258
	Misdemeanor	2017	2	9	9	1	4	6	7	-	-	-	-	38	-41%	38
		2016	4	9	6	7	12	12	14	18	12	12	10	64	▼	134
Miscellaneous	Other Criminally Related Matters	2017	1	9	-	7	3	4	5	-	-	-	-	29	71%	29
		2016	2	2	-	2	-	2	9	3	2	1	5	17	▲	30
Other	Miscellaneous	2017	47	46	68	41	37	45	48	-	-	-	-	332	-15%	332
		2016	81	67	49	42	47	50	56	35	51	42	60	392	▼	637
Other	Other	2017	-	1	1	-	-	-	-	-	-	-	-	2	2	2
		2016	-	-	-	-	-	-	-	-	-	-	-	0	↔	0


January 2016 -- July 2017 Filings

Dashboard

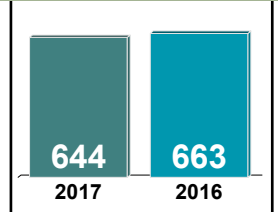
Court: Goochland Circuit
 Start/End Date: Jan-16 / Jul-17
 2016 Average Month: 90
 Jan-Jul 2016: 663
 Filings Trending: ▼

Circuit/Court ID: 16
 216075
 Type of Case: Filings
 2017 Average Month: 92
 Jan-Jul 2017 : 644
 Overall AVG. Month: 91

Monthly Filings Summary



Jan --- Jul Filings



Filings by Division

		Jan	Feb	Mar	Apr	May	Jun	Jul	Aug	Sep	Oct	Nov	Dec	Thru Jul	% Change	Total
Total	2017	85	107	119	74	90	76	93	-	-	-	-	-	644	-3%	644
	2016	119	93	94	93	80	90	94	92	62	94	103	69	663	▼	1,083
Civil	2017	18	15	23	20	33	16	14	-	-	-	-	-	139	21%	139
	2016	18	17	24	13	14	14	15	18	15	18	13	11	115	▲	190
Criminal	2017	17	29	41	15	17	10	41	-	-	-	-	-	170	2%	170
	2016	31	11	18	34	25	30	17	10	14	23	34	22	166	▲	269
Miscellaneous	2017	48	61	54	37	39	47	36	-	-	-	-	-	322	-13%	322
	2016	69	65	49	44	40	44	59	63	30	52	55	36	370	▼	606
Other	2017	2	2	1	2	1	3	2	-	-	-	-	-	13	8%	13
	2016	1	-	3	2	1	2	3	1	3	1	1	-	12	▲	18

Filings by Division & Case Category

		Jan	Feb	Mar	Apr	May	Jun	Jul	Aug	Sep	Oct	Nov	Dec	Thru Jul	% Change	Total
Civil	Administrative Law	2017	-	-	1	-	-	-	-	-	-	-	-	1	1	1
		2016	-	-	-	-	-	-	-	-	-	-	-	0	↔	0
	Contested Divorce	2017	1	-	1	4	3	2	-	-	-	-	-	12	9%	12
		2016	1	-	3	2	-	2	-	4	-	-	1	11	▲	16
	Domestic and Family - Level 1	2017	2	-	-	1	1	2	-	-	-	-	-	6	50%	6
		2016	2	1	-	-	-	1	-	2	-	1	-	4	▲	7
	Domestic and Family - Level 2	2017	1	1	-	2	-	2	-	-	-	-	-	7	75%	7
		2016	2	-	-	-	1	-	-	1	1	-	-	4	▲	6
	General Civil - Level 1	2017	1	-	2	-	-	-	-	-	-	-	-	3	200%	3
		2016	-	-	1	-	-	-	-	-	-	-	-	1	▲	1
	General Civil - Level 2	2017	3	2	7	2	8	3	-	-	-	-	-	28	8%	28
		2016	3	5	7	1	5	2	3	3	4	6	5	26	▲	46
	General Civil - Level 3	2017	7	6	7	10	12	5	1	-	-	-	-	48	45%	48
		2016	6	5	6	7	3	4	2	8	5	8	2	33	▲	58
Criminal	Probates/Wills & Trusts - Level 1	2017	1	-	-	-	1	1	-	-	-	-	-	4	4	4
		2016	-	-	-	-	-	-	-	-	-	-	-	0	↔	0
	Probates/Wills & Trusts - Level 2	2017	-	-	1	-	3	-	-	-	-	-	-	4	33%	4
		2016	-	-	1	-	2	-	-	-	1	-	-	3	▲	4
	Uncontested Divorce	2017	2	6	4	1	5	4	-	-	-	-	-	26	-21%	26
		2016	4	6	6	3	3	5	6	2	3	5	3	33	▼	52
	Capital Murder	2017	1	-	-	-	-	-	-	-	-	-	-	1	1	1
		2016	-	-	-	-	-	-	-	-	-	-	-	0	↔	0
	Felonies and Related Matters	2017	9	23	29	6	7	4	34	-	-	-	-	112	38%	112
		2016	17	6	8	19	8	20	3	2	7	16	15	81	▲	134
Miscellaneous	Misdemeanor	2017	6	6	10	6	9	4	7	-	-	-	-	48	-20%	48
		2016	9	4	8	10	13	7	9	7	6	3	16	60	▼	99
	Other Criminally Related Matters	2017	1	-	2	3	1	2	-	-	-	-	-	9	-64%	9
		2016	5	1	2	5	4	3	5	1	1	4	3	25	▼	36
Other	Miscellaneous	2017	48	61	54	37	39	47	36	-	-	-	-	322	-13%	322
		2016	69	65	49	44	40	44	59	63	30	52	55	370	▼	606
Other	Other	2017	2	2	1	2	1	3	2	-	-	-	-	13	8%	13
		2016	1	-	3	2	1	2	3	1	3	1	-	12	▲	18


January 2016 -- July 2017 Filings

Dashboard

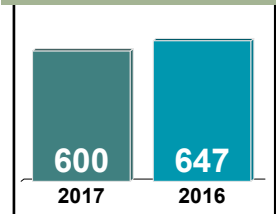
Court: Greene Circuit
 Start/End Date: Jan-16 / Jul-17
 2016 Average Month: 87
 Jan-Jul 2016: 647
 Filings Trending: ▼

Circuit/Court ID: 16
 216079
 Type of Case: Filings
 2017 Average Month: 86
 Jan-Jul 2017 : 600
 Overall AVG. Month: 86

Monthly Filings Summary



Jan --- Jul Filings



Filings by Division

		Jan	Feb	Mar	Apr	May	Jun	Jul	Aug	Sep	Oct	Nov	Dec	Thru Jul	% Change	Total
Total	2017	84	87	99	98	72	79	81	-	-	-	-	-	600	-7%	600
	2016	93	136	100	76	73	98	71	84	67	108	66	68	647	▼	1,040
Civil	2017	12	7	17	11	14	8	14	-	-	-	-	-	83	17%	83
	2016	9	12	8	8	18	10	6	16	7	14	4	9	71	▲	121
Criminal	2017	34	20	29	38	20	30	21	-	-	-	-	-	192	-5%	192
	2016	30	36	27	32	20	38	19	21	19	38	10	16	202	▼	306
Miscellaneous	2017	32	54	49	41	34	33	37	-	-	-	-	-	280	-19%	280
	2016	52	80	62	32	33	43	44	42	36	50	49	40	346	▼	563
Other	2017	6	6	4	8	4	8	9	-	-	-	-	-	45	61%	45
	2016	2	8	3	4	2	7	2	5	5	6	3	3	28	▲	50

Filings by Division & Case Category

		Jan	Feb	Mar	Apr	May	Jun	Jul	Aug	Sep	Oct	Nov	Dec	Thru Jul	% Change	Total
Civil	Administrative Law	2017	2	-	-	-	-	-	-	-	-	-	-	2	100%	2
		2016	-	-	-	-	1	-	-	-	-	-	-	1	▲	1
	Contested Divorce	2017	1	1	1	-	1	1	-	-	-	-	-	6	-33%	6
		2016	1	1	-	-	5	2	1	1	4	-	2	9	▼	17
	Domestic and Family - Level 1	2017	2	1	-	5	1	2	-	-	-	-	-	12	-8%	12
		2016	2	1	-	-	4	3	3	2	2	-	-	13	▼	20
	Domestic and Family - Level 2	2017	1	-	1	-	3	-	-	-	-	-	-	5	67%	5
		2016	-	1	-	-	1	1	3	-	2	-	-	3	▲	8
	General Civil - Level 1	2017	-	-	-	-	1	-	-	-	-	-	-	1	1	1
		2016	-	-	-	-	-	-	-	-	-	-	-	0	↔	0
	General Civil - Level 2	2017	-	1	6	3	-	4	-	-	-	-	-	16	-6%	16
		2016	3	3	3	2	3	-	2	2	1	2	-	17	▼	24
	General Civil - Level 3	2017	4	2	4	1	2	-	5	-	-	-	-	18	125%	18
		2016	-	2	1	3	1	-	1	1	1	-	1	8	▲	12
Criminal	Probates/Wills & Trusts - Level 1	2017	-	-	-	-	-	-	-	-	-	-	-	0	0	0
		2016	-	-	-	-	-	-	-	-	1	-	-	0	↔	1
	Probates/Wills & Trusts - Level 2	2017	-	1	1	-	-	-	-	-	-	-	-	2	0%	2
		2016	-	1	-	-	1	-	-	-	-	-	-	2	↔	2
	Uncontested Divorce	2017	2	1	4	2	6	4	2	-	-	-	-	21	17%	21
		2016	3	3	4	3	4	1	-	6	1	3	2	18	▲	36
	Felonies and Related Matters	2017	27	16	22	26	15	23	19	-	-	-	-	148	-3%	148
		2016	26	29	19	22	17	29	11	16	17	27	9	153	▼	232
	Misdemeanor	2017	5	4	7	11	4	6	-	-	-	-	-	37	-8%	37
		2016	3	5	8	10	2	6	6	3	1	10	-	40	▼	60
Miscellaneous	Other Criminally Related Matters	2017	2	-	-	1	1	1	2	-	-	-	-	7	-22%	7
		2016	1	2	-	-	1	3	2	2	1	1	-	9	▼	14
Other		2017	32	54	49	41	34	33	37	-	-	-	-	280	-19%	280
		2016	52	80	62	32	33	43	44	42	36	49	40	346	▼	563
Other		2017	6	6	4	8	4	8	9	-	-	-	-	45	61%	45
		2016	2	8	3	4	2	7	2	5	5	6	3	28	▲	50

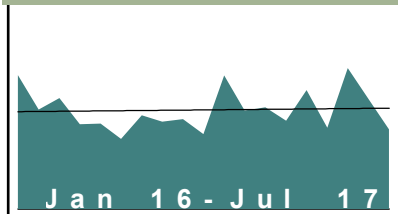
January 2016 -- July 2017 Filings

Dashboard

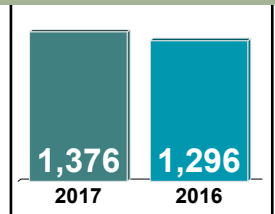
Court: Louisa Circuit
 Start/End Date: Jan-16 / Jul-17
 2016 Average Month: 185
 Jan-Jul 2016: 1,296
 Filings Trending: ▲

Circuit/Court ID: 16
 216109
 Type of Case: Filings
 2017 Average Month: 197
 Jan-Jul 2017 : 1,376
 Overall AVG. Month: 189

Monthly Filings Summary



Jan --- Jul Filings



Filings by Division

		Jan	Feb	Mar	Apr	May	Jun	Jul	Aug	Sep	Oct	Nov	Dec	Thru Jul	% Change	Total
Total	2017	194	169	227	155	269	210	152	-	-	-	-	-	1,376	6%	1,376
	2016	256	190	212	162	163	134	179	167	172	143	255	188	1,296	▲	2,221
Civil	2017	22	33	26	35	33	21	14	-	-	-	-	-	184	19%	184
	2016	19	36	25	16	18	11	29	36	40	28	31	34	154	▲	323
Criminal	2017	78	37	116	37	143	109	52	-	-	-	-	-	572	36%	572
	2016	112	35	70	41	51	44	68	58	56	20	136	75	421	▲	766
Miscellaneous	2017	72	80	71	64	62	67	71	-	-	-	-	-	487	-17%	487
	2016	102	102	99	85	69	60	70	61	61	81	75	64	587	▼	929
Other	2017	22	19	14	19	31	13	15	-	-	-	-	-	133	-1%	133
	2016	23	17	18	20	25	19	12	12	15	14	13	15	134	▼	203

Filings by Division & Case Category

		Jan	Feb	Mar	Apr	May	Jun	Jul	Aug	Sep	Oct	Nov	Dec	Thru Jul	% Change	Total
Civil	Administrative Law	2017	-	-	-	1	-	-	-	-	-	-	-	1	-50%	1
		2016	-	-	2	-	-	-	-	-	-	-	1	2	▼	3
	Contested Divorce	2017	3	1	-	7	3	1	-	-	-	-	-	16	-27%	16
		2016	1	4	4	5	2	5	2	8	3	6	5	22	▼	46
	Domestic and Family - Level 1	2017	-	13	-	10	3	2	-	-	-	-	-	30	650%	30
		2016	-	1	-	1	-	2	4	11	10	4	7	4	▲	40
	Domestic and Family - Level 2	2017	-	-	1	2	3	-	-	-	-	-	-	6	20%	6
		2016	-	-	1	-	1	2	3	-	-	1	1	5	▲	10
	General Civil - Level 1	2017	-	-	-	-	1	-	-	-	-	-	-	1	0%	1
		2016	-	1	-	-	-	-	-	-	-	2	-	1	↔	3
	General Civil - Level 2	2017	11	2	10	5	4	4	-	-	-	-	-	40	38%	40
		2016	5	3	5	3	5	2	4	9	6	6	3	29	▲	57
Criminal	General Civil - Level 3	2017	2	6	3	3	11	9	-	-	-	-	-	37	3%	37
		2016	6	13	2	-	3	1	11	14	5	8	9	36	▲	74
	Probates/Wills & Trusts - Level 2	2017	-	-	-	-	-	-	-	-	-	-	-	0	-100%	0
		2016	1	2	-	-	2	2	-	1	2	-	1	7	▼	11
	Uncontested Divorce	2017	6	11	12	8	8	4	-	-	-	-	-	53	10%	53
		2016	6	12	11	7	5	2	5	9	6	5	4	48	▲	79
	Capital Murder	2017	2	-	-	-	1	2	-	-	-	-	-	5	5	5
		2016	-	-	-	-	-	-	-	-	-	-	-	0	↔	0
	Felonies and Related Matters	2017	57	10	95	21	127	92	40	-	-	-	-	442	75%	442
		2016	82	28	38	23	28	17	36	38	31	8	110	252	▲	479
	Misdemeanor	2017	19	24	19	10	14	13	12	-	-	-	-	111	-26%	111
		2016	27	7	28	16	22	21	30	19	20	7	26	151	▼	256
Miscellaneous	Other Criminally Related Matters	2017	-	3	2	6	1	2	-	-	-	-	-	14	-22%	14
		2016	3	-	4	2	1	6	2	1	5	5	2	18	▼	31
Other	Miscellaneous	2017	72	80	71	64	62	67	71	-	-	-	-	487	-17%	487
		2016	102	102	99	85	69	60	70	61	61	81	75	587	▼	929
Other	Other	2017	22	19	14	19	31	13	15	-	-	-	-	133	-1%	133
		2016	23	17	18	20	25	19	12	12	15	14	13	134	▼	203

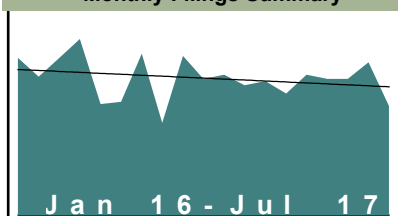
January 2016 -- July 2017 Filings

Dashboard

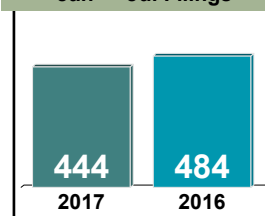
Court: Madison Circuit
 Start/End Date: Jan-16 / Jul-17
 2016 Average Month: 67
 Jan-Jul 2016: 484
 Filings Trending: ▼

Circuit/Court ID: 16
 216113
 Type of Case: Filings
 2017 Average Month: 63
 Jan-Jul 2017 : 444
 Overall AVG. Month: 65

Monthly Filings Summary



Jan --- Jul Filings



Filings by Division

		Jan	Feb	Mar	Apr	May	Jun	Jul	Aug	Sep	Oct	Nov	Dec	Thru Jul	% Change	Total
Total	2017	64	58	67	65	65	73	52	-	-	-	-	-	444	-8%	444
	2016	75	66	75	84	53	54	77	44	76	65	67	62	484	▼	798
Civil	2017	3	5	11	9	16	11	1	-	-	-	-	-	56	17%	56
	2016	5	1	10	11	10	9	2	12	7	5	7	7	48	▲	86
Criminal	2017	27	27	16	25	13	34	9	-	-	-	-	-	151	37%	151
	2016	13	21	14	17	8	17	20	16	27	36	24	19	110	▲	232
Miscellaneous	2017	24	19	30	21	29	23	33	-	-	-	-	-	179	-30%	179
	2016	45	32	43	46	29	19	41	11	32	15	27	25	255	▼	365
Other	2017	10	7	10	10	7	5	9	-	-	-	-	-	58	-18%	58
	2016	12	12	8	10	6	9	14	5	10	9	9	11	71	▼	115

Filings by Division & Case Category

		Jan	Feb	Mar	Apr	May	Jun	Jul	Aug	Sep	Oct	Nov	Dec	Thru Jul	% Change	Total
Civil	Contested Divorce	2017	1	-	-	-	-	1	-	-	-	-	-	2	-60%	2
		2016	-	-	-	2	1	2	1	1	-	-	1	5	▼	8
	Domestic and Family - Level 1	2017	-	-	-	-	6	-	-	-	-	-	-	6	20%	6
		2016	-	-	-	2	2	1	6	-	2	-	-	5	▲	13
	Domestic and Family - Level 2	2017	-	-	1	-	13	-	-	-	-	-	-	14	250%	14
		2016	1	-	1	1	1	-	-	1	-	1	-	4	▲	6
	General Civil - Level 2	2017	-	3	1	4	-	2	-	-	-	-	-	10	25%	10
		2016	1	-	1	3	1	2	1	3	3	1	3	8	▲	19
	General Civil - Level 3	2017	-	-	7	1	-	2	-	-	-	-	-	10	233%	10
		2016	1	-	1	-	-	1	1	-	-	1	1	3	▲	6
	Probates/Wills & Trusts - Level 1	2017	-	1	-	-	-	-	-	-	-	-	-	1	0%	1
		2016	-	-	-	1	-	-	-	-	-	-	-	1	↔	1
Criminal	Probates/Wills & Trusts - Level 2	2017	1	-	-	2	1	1	-	-	-	-	-	5	25%	5
		2016	1	-	1	-	1	1	-	-	-	2	-	4	▲	6
	Uncontested Divorce	2017	1	1	2	2	2	-	-	-	-	-	-	8	-56%	8
		2016	1	1	6	2	4	4	3	2	-	2	2	18	▼	27
	Felonies and Related Matters	2017	20	15	11	20	7	23	2	-	-	-	-	98	36%	98
		2016	9	14	10	10	6	13	10	9	18	31	10	72	▲	154
	Misdemeanor	2017	6	11	5	4	4	8	4	-	-	-	-	42	24%	42
		2016	4	6	3	6	2	4	9	5	9	2	12	34	▲	65
	Other Criminally Related Matters	2017	1	1	-	1	2	3	3	-	-	-	-	11	175%	11
		2016	-	1	1	1	-	1	2	-	3	2	2	4	▲	13
Miscellaneous		2017	24	19	30	21	29	23	33	-	-	-	-	179	-30%	179
		2016	45	32	43	46	29	19	41	11	32	15	27	255	▼	365
Other		2017	10	7	10	10	7	5	9	-	-	-	-	58	-18%	58
		2016	12	12	8	10	6	9	14	5	10	9	11	71	▼	115


January 2016 -- July 2017 Filings

Dashboard

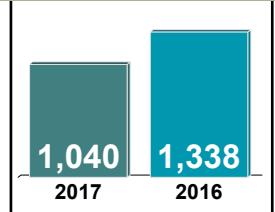
Court: Orange Circuit
 Start/End Date: Jan-16 / Jul-17
 2016 Average Month: 175
 Jan-Jul 2016: 1,338
 Filings Trending: ▼

Circuit/Court ID: 16
 216137
 Type of Case: Filings
 2017 Average Month: 149
 Jan-Jul 2017 : 1,040
 Overall AVG. Month: 165

Monthly Filings Summary



Jan --- Jul Filings



Filings by Division

		Jan	Feb	Mar	Apr	May	Jun	Jul	Aug	Sep	Oct	Nov	Dec	Thru Jul	% Change	Total
Total	2017	179	139	174	86	146	142	174	-	-	-	-	-	1,040	-22%	1,040
	2016	173	196	235	201	183	127	223	125	203	115	187	129	1,338	▼	2,097
Civil	2017	25	22	30	27	26	24	36	-	-	-	-	-	190	35%	190
	2016	20	19	20	20	23	21	18	29	23	11	22	27	141	▲	253
Criminal	2017	79	53	63	14	48	24	76	-	-	-	-	-	357	-39%	357
	2016	66	51	93	116	95	36	131	22	96	21	75	30	588	▼	832
Miscellaneous	2017	72	61	80	45	72	90	60	-	-	-	-	-	480	-18%	480
	2016	85	122	120	61	63	66	69	70	80	78	89	69	586	▼	972
Other	2017	3	3	1	-	-	4	2	-	-	-	-	-	13	-43%	13
	2016	2	4	2	4	2	4	5	4	4	5	1	3	23	▼	40

Filings by Division & Case Category

		Jan	Feb	Mar	Apr	May	Jun	Jul	Aug	Sep	Oct	Nov	Dec	Thru Jul	% Change	Total
Civil	Administrative Law	2017	-	1	1	-	-	-	-	-	-	-	-	2	2	2
		2016	-	-	-	-	-	-	-	-	-	-	-	0	↔	0
	Contested Divorce	2017	3	7	1	1	3	1	2	-	-	-	-	18	-28%	18
		2016	3	4	7	4	3	2	2	3	4	1	5	25	▼	41
	Domestic and Family - Level 1	2017	7	1	2	11	3	4	10	-	-	-	-	38	124%	38
		2016	1	6	5	-	1	1	3	9	3	1	6	17	▲	37
	Domestic and Family - Level 2	2017	1	-	-	1	4	1	1	-	-	-	-	8	-11%	8
		2016	1	-	-	2	2	3	1	1	-	-	1	9	▼	11
	General Civil - Level 1	2017	-	1	-	-	-	-	-	-	-	-	-	1	0%	1
		2016	-	1	-	-	-	-	-	-	1	-	-	1	↔	2
	General Civil - Level 2	2017	4	5	6	6	4	4	6	-	-	-	-	35	46%	35
		2016	3	2	2	6	2	5	4	2	9	4	3	24	▲	43
	General Civil - Level 3	2017	7	2	3	3	2	5	12	-	-	-	-	34	13%	34
		2016	6	4	3	2	12	3	-	9	2	5	6	30	▲	54
Criminal	Probates/Wills & Trusts - Level 1	2017	-	-	1	-	-	-	-	-	-	-	-	1	1	1
		2016	-	-	-	-	-	-	-	-	-	-	-	0	↔	0
	Probates/Wills & Trusts - Level 2	2017	-	-	5	-	3	1	1	-	-	-	-	10	25%	10
		2016	1	-	1	1	1	3	1	1	1	-	-	8	▲	11
	Uncontested Divorce	2017	3	5	11	5	7	8	4	-	-	-	-	43	59%	43
		2016	5	2	2	5	2	6	5	4	4	7	8	27	▲	54
	Capital Murder	2017	-	-	-	-	-	-	-	-	-	-	-	0	-100%	0
		2016	-	-	-	1	-	-	-	-	-	-	-	1	▼	1
	Felonies and Related Matters	2017	55	44	49	9	32	19	59	-	-	-	-	267	-44%	267
		2016	51	38	78	107	75	28	101	19	77	16	52	478	▼	657
Miscellaneous	Misdemeanor	2017	20	8	12	4	14	2	12	-	-	-	-	72	-24%	72
		2016	10	12	14	8	16	5	30	3	18	4	17	95	▼	150
	Other Criminally Related Matters	2017	4	1	2	1	2	3	5	-	-	-	-	18	29%	18
		2016	5	1	1	-	4	3	-	-	1	1	6	14	▲	24
Other	Miscellaneous	2017	72	61	80	45	72	90	60	-	-	-	-	480	-18%	480
		2016	85	122	120	61	63	66	69	70	80	78	89	586	▼	972
Other	Other	2017	3	3	1	-	-	4	2	-	-	-	-	13	-43%	13
		2016	2	4	2	4	2	4	5	4	4	5	1	23	▼	40

January 2016 -- July 2017 Filings

Dashboard

Court: Charlottesville Circuit

Start/End Date: Jan-16 / Jul-17

2016 Average Month: 129

Jan-Jul 2016: 908

Filings Trending: ▲

Circuit/Court ID: 16

216540

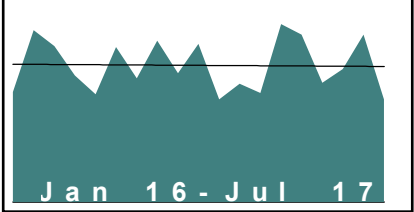
Type of Case: Filings

2017 Average Month:133

Jan-Jul 2017 : 933

Overall AVG. Month: 131

Monthly Filings Summary



Jan 16 - Jul 17

Jan --- Jul Filings

933

2017

908

2016

Filings by Division																
		Jan	Feb	Mar	Apr	May	Jun	Jul	Aug	Sep	Oct	Nov	Dec	Thru Jul	% Change	Total
Total	2017	104	170	160	114	127	160	98	-	-	-	-	-	933	3%	933
	2016	105	164	149	121	103	148	118	154	123	151	98	113	908	▲	1,547
Civil	2017	14	22	27	25	22	22	29	-	-	-	-	-	161	1%	161
	2016	11	27	29	15	30	24	23	21	27	28	18	14	159	▲	267
Criminal	2017	65	112	92	63	75	86	30	-	-	-	-	-	523	-5%	523
	2016	62	100	86	88	50	92	72	105	56	87	56	75	550	▼	929
Miscellaneous	2017	24	36	41	26	30	51	38	-	-	-	-	-	246	27%	246
	2016	30	37	34	16	23	31	23	28	40	36	23	24	194	▲	345
Other	2017	1	-	-	-	-	1	1	-	-	-	-	-	3	-40%	3
	2016	2	-	-	2	-	1	-	-	-	-	1	-	5	▼	6

Filings by Division & Case Category																
		Jan	Feb	Mar	Apr	May	Jun	Jul	Aug	Sep	Oct	Nov	Dec	Thru Jul	% Change	Total
Civil	Administrative Law	2017	-	-	1	-	-	-	-	-	-	-	-	1	-75%	1
		2016	1	1	-	-	1	1	-	-	-	-	-	4	▼	4
	Contested Divorce	2017	1	2	-	1	-	3	1	-	-	-	-	8	60%	8
		2016	-	-	1	2	1	1	-	3	1	2	-	5	▲	11
	Domestic and Family - Level 1	2017	2	5	1	2	1	2	-	-	-	-	-	13	-48%	13
		2016	4	5	5	1	5	4	2	4	7	2	1	25	▼	41
	Domestic and Family - Level 2	2017	1	1	2	3	2	3	2	-	-	-	-	14	-30%	14
		2016	1	2	3	3	5	3	-	5	4	-	1	20	▼	30
	General Civil - Level 1	2017	-	1	2	-	4	1	-	-	-	-	-	8	-11%	8
		2016	1	2	1	1	1	2	1	-	-	-	1	9	▼	11
	General Civil - Level 2	2017	5	7	9	11	10	8	10	-	-	-	-	60	50%	60
		2016	3	7	5	3	8	9	13	4	8	8	4	40	▲	77
Criminal	General Civil - Level 3	2017	2	2	9	2	2	4	4	-	-	-	-	25	0%	25
		2016	1	1	10	4	6	-	3	7	4	4	2	25	↔	44
	Probates/Wills & Trusts - Level 2	2017	-	2	1	1	-	1	-	-	-	-	-	5	25%	5
		2016	-	-	1	1	1	-	1	1	1	-	1	4	▲	8
	Uncontested Divorce	2017	3	2	2	5	3	4	8	-	-	-	-	27	0%	27
		2016	-	9	3	-	3	7	5	2	3	2	4	27	↔	41
	Capital Murder	2017	-	1	-	-	-	-	-	-	-	-	-	1	1	1
		2016	-	-	-	-	-	-	-	-	-	-	-	0	↔	0
	Felonies and Related Matters	2017	47	93	54	43	53	58	17	-	-	-	-	365	-4%	365
		2016	41	76	60	58	36	62	48	73	35	60	54	381	▼	639
	Misdemeanor	2017	15	16	31	19	18	24	11	-	-	-	-	134	-8%	134
		2016	19	22	22	24	11	26	21	29	17	25	20	145	▼	255
Miscellaneous	Other Criminally Related Matters	2017	3	2	7	1	4	4	2	-	-	-	-	23	-4%	23
		2016	2	2	4	6	3	4	3	3	4	2	2	24	▼	35
Other	Miscellaneous	2017	24	36	41	26	30	51	38	-	-	-	-	246	27%	246
		2016	30	37	34	16	23	31	23	28	40	36	23	194	▲	345
Other	Other	2017	1	-	-	-	-	1	1	-	-	-	-	3	-40%	3
		2016	2	-	-	2	-	1	-	-	-	1	-	5	▼	6


January 2016 -- July 2017 Filings

Dashboard

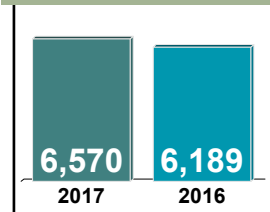
Court: Arlington Circuit
 Start/End Date: Jan-16 / Jul-17
 2016 Average Month: 901
 Jan-Jul 2016: 6,189
 Filings Trending: ▲

Circuit/Court ID: 17
 217013
 Type of Case: Filings
 2017 Average Month: 939
 Jan-Jul 2017 : 6,570
 Overall AVG. Month: 915

Monthly Filings Summary



Jan --- Jul Filings



Filings by Division

		Jan	Feb	Mar	Apr	May	Jun	Jul	Aug	Sep	Oct	Nov	Dec	Thru Jul	% Change	Total
Total	2017	890	944	941	968	898	1,039	890	-	-	-	-	-	6,570	6%	6,570
	2016	844	826	783	876	943	974	943	1,045	867	1,029	882	797	6,189	▲	10,809
Civil	2017	153	132	124	139	114	193	110	-	-	-	-	-	965	10%	965
	2016	99	132	139	114	128	143	126	158	107	133	165	137	881	▲	1,581
Criminal	2017	377	435	443	500	450	458	352	-	-	-	-	-	3,015	9%	3,015
	2016	264	380	313	403	468	485	444	507	428	537	368	345	2,757	▲	4,942
Miscellaneous	2017	175	184	168	151	167	175	186	-	-	-	-	-	1,206	1%	1,206
	2016	181	185	176	138	141	172	196	182	156	157	168	171	1,189	▲	2,023
Other	2017	185	193	206	178	167	213	242	-	-	-	-	-	1,384	2%	1,384
	2016	300	129	155	221	206	174	177	198	176	202	181	144	1,362	▲	2,263

Filings by Division & Case Category

		Jan	Feb	Mar	Apr	May	Jun	Jul	Aug	Sep	Oct	Nov	Dec	Thru Jul	% Change	Total
Civil	Administrative Law	2017	1	-	-	-	3	2	-	-	-	-	-	6	-54%	6
		2016	-	4	2	2	3	2	1	1	5	2	-	13	▼	22
	Contested Divorce	2017	14	17	21	13	21	18	-	-	-	-	-	127	-15%	127
		2016	12	19	21	19	31	23	20	18	16	24	17	149	▼	244
	Domestic and Family - Level 1	2017	15	7	8	6	6	13	4	-	-	-	-	59	-16%	59
		2016	16	2	13	10	10	9	12	4	8	19	5	70	▼	118
	Domestic and Family - Level 2	2017	3	11	8	9	13	6	-	-	-	-	-	55	45%	55
		2016	5	9	3	5	6	3	6	7	15	6	6	38	▲	78
	General Civil - Level 1	2017	4	3	5	4	3	3	-	-	-	-	-	22	5%	22
		2016	3	3	2	5	3	2	3	1	1	-	2	21	▲	28
	General Civil - Level 2	2017	66	52	29	64	30	83	-	-	-	-	-	362	19%	362
		2016	28	58	43	32	41	57	44	36	47	72	54	303	▲	570
	General Civil - Level 3	2017	13	7	17	13	10	18	9	-	-	-	-	87	40%	87
		2016	3	8	13	13	4	10	11	24	6	9	11	62	▲	125
Criminal	Probates/Wills & Trusts - Level 1	2017	2	-	2	1	3	-	1	-	-	-	-	9	-40%	9
		2016	4	1	4	2	2	1	-	1	-	1	3	15	▼	20
	Probates/Wills & Trusts - Level 2	2017	16	11	12	10	4	11	-	-	-	-	-	74	9%	74
		2016	8	11	13	8	10	9	11	11	9	5	13	68	▲	117
	Uncontested Divorce	2017	19	24	22	19	24	33	-	-	-	-	-	164	15%	164
		2016	20	17	25	18	18	26	23	22	23	25	24	142	▲	259
	Felonies and Related Matters	2017	269	290	323	375	297	306	-	-	-	-	-	2,109	13%	2,109
		2016	163	253	186	278	339	332	336	295	408	268	240	1,873	▲	3,420
	Misdemeanor	2017	72	82	83	70	75	79	-	-	-	-	-	527	6%	527
Miscellaneous		2016	58	64	57	69	78	98	72	110	102	85	69	496	▲	920
	Other Criminally Related Matters	2017	36	63	37	55	78	73	-	-	-	-	-	379	-2%	379
		2016	43	63	70	56	51	55	61	31	44	42	36	388	▼	602
	Miscellaneous	2017	175	184	168	151	167	175	-	-	-	-	-	1,206	1%	1,206
		2016	181	185	176	138	141	172	182	156	157	168	171	1,189	▲	2,023
	Other	2017	185	193	206	178	167	213	-	-	-	-	-	1,384	2%	1,384
		2016	300	129	155	221	206	174	177	198	176	202	181	1,362	▲	2,263


January 2016 -- July 2017 Filings

Dashboard

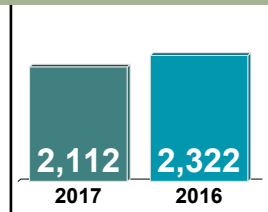
Court: Fauquier Circuit
 Start/End Date: Jan-16 / Jul-17
 2016 Average Month: 310
 Jan-Jul 2016: 2,322
 Filings Trending: ▼

Circuit/Court ID: 20
 220061
 Type of Case: Filings
 2017 Average Month: 302
 Jan-Jul 2017 : 2,112
 Overall AVG. Month: 307

Monthly Filings Summary



Jan --- Jul Filings



Filings by Division

		Jan	Feb	Mar	Apr	May	Jun	Jul	Aug	Sep	Oct	Nov	Dec	Thru Jul	% Change	Total
Total	2017	291	295	354	269	317	305	281	-	-	-	-	-	2,112	-9%	2,112
	2016	405	353	384	282	305	264	329	288	294	222	322	270	2,322	▼	3,718
Civil	2017	33	32	33	47	40	48	34	-	-	-	-	-	267	-18%	267
	2016	36	50	51	55	49	38	46	50	48	32	43	46	325	▼	544
Criminal	2017	66	82	163	79	130	104	92	-	-	-	-	-	716	3%	716
	2016	126	75	131	66	117	63	114	78	85	55	90	82	692	▲	1,082
Miscellaneous	2017	161	146	130	110	126	113	107	-	-	-	-	-	893	-15%	893
	2016	206	209	175	125	106	100	135	120	117	119	167	117	1,056	▼	1,696
Other	2017	31	35	28	33	21	40	48	-	-	-	-	-	236	-5%	236
	2016	37	19	27	36	33	63	34	40	44	16	22	25	249	▼	396

Filings by Division & Case Category

		Jan	Feb	Mar	Apr	May	Jun	Jul	Aug	Sep	Oct	Nov	Dec	Thru Jul	% Change	Total
Civil	Administrative Law	2017	1	-	-	-	1	-	-	-	-	-	-	2	100%	2
		2016	-	1	-	-	-	-	-	2	-	1	-	1	▲	4
	Contested Divorce	2017	3	6	4	6	9	6	-	-	-	-	-	40	-2%	40
		2016	4	6	5	9	3	8	6	3	2	2	8	41	▼	62
	Domestic and Family - Level 1	2017	1	-	-	3	2	3	1	-	-	-	-	10	-52%	10
		2016	3	3	3	3	2	1	6	4	1	3	8	21	▼	40
	Domestic and Family - Level 2	2017	1	4	2	5	1	1	6	-	-	-	-	20	-5%	20
		2016	1	6	3	3	6	-	2	5	2	-	6	21	▼	41
	General Civil - Level 1	2017	-	-	-	-	1	-	-	-	-	-	-	1	-89%	1
		2016	1	2	3	-	1	1	1	2	1	1	-	9	▼	14
	General Civil - Level 2	2017	10	7	8	14	14	9	-	-	-	-	-	76	-14%	76
		2016	13	11	11	15	18	10	18	18	5	12	11	88	▼	152
	General Civil - Level 3	2017	3	7	3	1	2	3	2	-	-	-	-	21	-32%	21
		2016	1	6	7	4	6	4	3	2	4	5	6	31	▼	52
Criminal	Probates/Wills & Trusts - Level 1	2017	-	-	-	-	1	-	-	-	-	-	-	1	-50%	1
		2016	1	-	-	-	-	1	-	-	-	-	1	2	▼	3
	Probates/Wills & Trusts - Level 2	2017	-	2	-	4	1	4	3	-	-	-	-	14	27%	14
		2016	1	2	-	2	-	5	1	-	1	2	1	11	▲	16
	Protective Orders	2017	2	-	1	4	-	-	-	-	-	-	-	7	-42%	7
		2016	-	2	2	3	-	2	3	1	-	-	1	12	▼	14
	Uncontested Divorce	2017	12	6	15	10	13	12	7	-	-	-	-	75	-15%	75
		2016	11	11	17	16	10	12	11	13	15	14	11	88	▼	146
	Felonies and Related Matters	2017	47	60	123	39	87	49	53	-	-	-	-	458	-2%	458
		2016	101	54	87	42	80	31	70	42	48	30	67	465	▼	712
	Misdemeanor	2017	17	20	30	37	32	46	32	-	-	-	-	214	13%	214
		2016	21	18	39	19	29	26	38	30	34	24	20	190	▲	316
	Other Criminally Related Matters	2017	2	2	10	3	11	9	7	-	-	-	-	44	19%	44
		2016	4	3	5	5	8	6	6	6	3	1	3	37	▲	54
Miscellaneous		2017	161	146	130	110	126	113	107	-	-	-	-	893	-15%	893
		2016	206	209	175	125	106	100	135	120	117	119	167	1,056	▼	1,696
Other		2017	31	35	28	33	21	40	48	-	-	-	-	236	-5%	236
		2016	37	19	27	36	33	63	34	40	44	16	22	249	▼	396


January 2016 -- July 2017 Filings

Dashboard

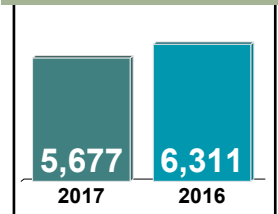
Court: Loudoun Circuit
 Start/End Date: Jan-16 / Jul-17
 2016 Average Month: 879
 Jan-Jul 2016: 6,311
 Filings Trending: ▼

Circuit/Court ID: 20
 220107
 Type of Case: Filings
 2017 Average Month: 811
 Jan-Jul 2017 : 5,677
 Overall AVG. Month: 854

Monthly Filings Summary



Jan --- Jul Filings



Filings by Division

		Jan	Feb	Mar	Apr	May	Jun	Jul	Aug	Sep	Oct	Nov	Dec	Thru Jul	% Change	Total
Total	2017	864	888	838	664	829	835	759	-	-	-	-	-	5,677	-10%	5,677
	2016	953	939	1,027	834	830	947	781	945	851	798	848	793	6,311	▼	10,546
Civil	2017	191	185	214	169	178	207	172	-	-	-	-	-	1,316	-6%	1,316
	2016	174	206	213	195	211	228	179	223	210	179	189	184	1,406	▼	2,391
Criminal	2017	188	253	183	130	225	201	168	-	-	-	-	-	1,348	-1%	1,348
	2016	184	184	278	168	180	198	166	218	178	172	177	177	1,358	▼	2,280
Miscellaneous	2017	444	424	421	344	397	393	397	-	-	-	-	-	2,820	-16%	2,820
	2016	569	508	505	456	422	488	414	460	429	426	461	396	3,362	▼	5,534
Other	2017	41	26	20	21	29	34	22	-	-	-	-	-	193	4%	193
	2016	26	41	31	15	17	33	22	44	34	21	21	36	185	▲	341

Filings by Division & Case Category

		Jan	Feb	Mar	Apr	May	Jun	Jul	Aug	Sep	Oct	Nov	Dec	Thru Jul	% Change	Total
Civil	Administrative Law	2017	1	-	-	-	3	-	1	-	-	-	-	5	-38%	5
		2016	1	1	-	1	1	-	4	1	2	4	1	8	▼	16
	Contested Divorce	2017	25	13	22	22	19	22	18	-	-	-	-	141	-8%	141
		2016	20	26	25	26	17	17	23	19	19	14	24	154	▼	250
	Domestic and Family - Level 1	2017	6	23	15	17	6	21	10	-	-	-	-	98	-6%	98
		2016	9	15	16	14	12	17	21	12	17	16	18	104	▼	180
	Domestic and Family - Level 2	2017	15	12	13	12	9	9	9	-	-	-	-	79	30%	79
		2016	6	8	10	8	9	10	10	12	12	13	5	61	▲	112
	General Civil - Level 1	2017	2	3	2	1	4	3	2	-	-	-	-	17	21%	17
		2016	3	-	5	-	1	3	2	3	4	1	1	14	▲	28
	General Civil - Level 2	2017	39	39	61	42	52	53	55	-	-	-	-	341	4%	341
		2016	35	48	45	49	57	45	50	57	42	46	39	329	▲	561
	General Civil - Level 3	2017	24	25	25	17	26	15	15	-	-	-	-	147	-46%	147
		2016	35	46	54	29	40	52	17	26	28	35	36	273	▼	421
Criminal	Probates/Wills & Trusts - Level 1	2017	1	-	-	-	1	-	-	-	-	-	-	2	-33%	2
		2016	-	-	1	-	1	-	3	1	-	1	-	3	▼	8
	Probates/Wills & Trusts - Level 2	2017	6	9	8	10	9	14	8	-	-	-	-	64	10%	64
		2016	10	7	9	5	13	11	3	11	8	9	8	58	▲	109
	Uncontested Divorce	2017	72	61	68	48	49	70	54	-	-	-	-	422	5%	422
		2016	55	55	48	63	60	72	49	79	77	41	56	402	▲	706
	Felonies and Related Matters	2017	108	163	93	78	132	99	105	-	-	-	-	778	-1%	778
		2016	105	100	163	78	131	121	87	129	96	81	86	785	▼	1,274
	Misdemeanor	2017	37	53	48	22	44	47	31	-	-	-	-	282	11%	282
		2016	31	36	60	47	23	36	21	47	39	44	33	254	▲	451
Miscellaneous	Other Criminally Related Matters	2017	43	37	42	30	49	55	32	-	-	-	-	288	-10%	288
		2016	48	48	55	43	26	41	58	42	43	47	58	319	▼	555
Other		2017	444	424	421	344	397	393	397	-	-	-	-	2,820	-16%	2,820
		2016	569	508	505	456	422	488	414	460	429	426	461	3,362	▼	5,534
Other		2017	41	26	20	21	29	34	22	-	-	-	-	193	4%	193
		2016	26	41	31	15	17	33	22	44	34	21	21	185	▲	341


January 2016 -- July 2017 Filings

Dashboard

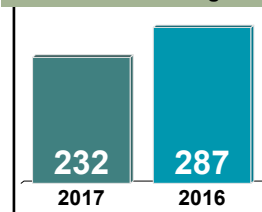
Court: Rappahannock Circuit
 Start/End Date: Jan-16 / Jul-17
 2016 Average Month: 38
 Jan-Jul 2016: 287
 Filings Trending: ▼

Circuit/Court ID: 20
 220157
 Type of Case: Filings
 2017 Average Month: 33
 Jan-Jul 2017 : 232
 Overall AVG. Month: 36

Monthly Filings Summary



Jan --- Jul Filings



Filings by Division

		Jan	Feb	Mar	Apr	May	Jun	Jul	Aug	Sep	Oct	Nov	Dec	Thru Jul	% Change	Total
Total	2017	40	31	47	31	32	28	23	-	-	-	-	-	232	-19%	232
	2016	43	45	41	59	34	26	39	31	34	23	49	32	287	▼	456
Civil	2017	8	3	8	1	4	4	1	-	-	-	-	-	29	-19%	29
	2016	2	6	9	6	3	7	3	6	6	3	3	5	36	▼	59
Criminal	2017	7	3	15	11	10	6	2	-	-	-	-	-	54	-19%	54
	2016	11	4	3	37	6	1	5	3	3	-	21	6	67	▼	100
Miscellaneous	2017	17	14	18	14	12	9	8	-	-	-	-	-	92	-25%	92
	2016	24	30	19	9	17	8	16	15	19	15	17	16	123	▼	205
Other	2017	8	11	6	5	6	9	12	-	-	-	-	-	57	-7%	57
	2016	6	5	10	7	8	10	15	7	6	5	8	5	61	▼	92

Filings by Division & Case Category

		Jan	Feb	Mar	Apr	May	Jun	Jul	Aug	Sep	Oct	Nov	Dec	Thru Jul	% Change	Total
Civil	Administrative Law	2017	1	-	-	-	-	-	-	-	-	-	-	1	1	1
		2016	-	-	-	-	-	-	-	-	-	-	-	0	↔	0
	Contested Divorce	2017	-	-	-	-	1	-	-	-	-	-	-	1	-80%	1
		2016	1	1	-	2	1	-	-	-	1	2	1	5	▼	9
	Domestic and Family - Level 1	2017	-	-	-	-	-	-	-	-	-	-	-	0	-100%	0
		2016	-	-	-	-	1	2	2	1	-	-	-	3	▼	6
	Domestic and Family - Level 2	2017	1	-	-	-	1	1	-	-	-	-	-	3	-40%	3
		2016	-	-	3	1	1	-	1	1	-	-	-	5	▼	7
	General Civil - Level 1	2017	-	-	1	-	-	-	-	-	-	-	-	1	1	1
		2016	-	-	-	-	-	-	-	-	-	-	-	0	↔	0
	General Civil - Level 2	2017	1	1	2	-	1	-	-	-	-	-	-	6	0%	6
		2016	-	2	2	-	2	-	2	2	1	1	3	6	↔	15
	General Civil - Level 3	2017	-	1	-	-	2	1	-	-	-	-	-	4	-43%	4
		2016	-	2	1	2	1	1	-	2	-	-	-	7	▼	9
Criminal	Probates/Wills & Trusts - Level 1	2017	-	-	-	-	-	-	-	-	-	-	-	0	0	0
		2016	-	-	-	-	-	-	-	-	1	-	-	0	↔	1
	Probates/Wills & Trusts - Level 2	2017	-	-	2	-	-	-	-	-	-	-	-	2	2	2
		2016	-	-	-	-	-	-	-	-	-	-	-	0	↔	0
	Uncontested Divorce	2017	5	1	3	1	-	1	-	-	-	-	-	11	10%	11
		2016	1	1	3	1	1	2	1	-	-	-	1	10	▲	12
	Felonies and Related Matters	2017	-	2	11	7	8	4	-	-	-	-	-	32	-36%	32
		2016	9	1	2	33	2	1	2	2	-	12	3	50	▼	67
	Misdemeanor	2017	6	1	2	4	1	2	-	-	-	-	-	18	13%	18
		2016	2	3	1	4	3	3	3	1	-	7	2	16	▲	29
Miscellaneous	Other Criminally Related Matters	2017	1	-	2	-	1	-	-	-	-	-	-	4	300%	4
		2016	-	-	-	-	1	-	-	-	-	2	1	1	▲	4
Other	Miscellaneous	2017	17	14	18	14	12	9	8	-	-	-	-	92	-25%	92
		2016	24	30	19	9	17	8	16	15	19	15	17	123	▼	205
Other	Other	2017	8	11	6	5	6	9	12	-	-	-	-	57	-7%	57
		2016	6	5	10	7	8	10	15	7	6	5	8	61	▼	92


January 2016 -- July 2017 Filings

Dashboard

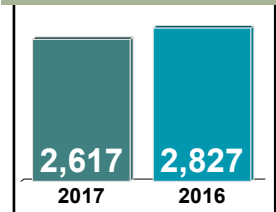
Court: Henry Circuit
 Start/End Date: Jan-16 / Jul-17
 2016 Average Month: 375
 Jan-Jul 2016: 2,827
 Filings Trending: ▼

Circuit/Court ID: 21
 221089
 Type of Case: Filings
 2017 Average Month: 374
 Jan-Jul 2017 : 2,617
 Overall AVG. Month: 374

Monthly Filings Summary



Jan --- Jul Filings



Filings by Division

		Jan	Feb	Mar	Apr	May	Jun	Jul	Aug	Sep	Oct	Nov	Dec	Thru Jul	% Change	Total
Total	2017	320	334	486	320	416	342	399	-	-	-	-	-	2,617	-7%	2,617
	2016	413	503	554	379	345	219	414	375	375	267	390	262	2,827	▼	4,496
Civil	2017	33	40	59	47	51	53	33	-	-	-	-	-	316	2%	316
	2016	34	68	38	53	40	40	37	52	49	37	32	41	310	▲	521
Criminal	2017	157	174	217	121	187	160	213	-	-	-	-	-	1,229	-2%	1,229
	2016	172	198	333	103	179	93	178	179	174	101	245	127	1,256	▼	2,082
Miscellaneous	2017	113	95	152	106	140	93	127	-	-	-	-	-	826	-24%	826
	2016	190	200	156	206	106	67	167	114	116	110	95	82	1,092	▼	1,609
Other	2017	17	25	58	46	38	36	26	-	-	-	-	-	246	46%	246
	2016	17	37	27	17	20	19	32	30	36	19	18	12	169	▲	284

Filings by Division & Case Category

		Jan	Feb	Mar	Apr	May	Jun	Jul	Aug	Sep	Oct	Nov	Dec	Thru Jul	% Change	Total
Civil	Administrative Law	2017	-	-	1	-	-	1	-	-	-	-	-	2	2	2
		2016	-	-	-	-	-	-	-	-	-	-	-	0	↔	0
	Contested Divorce	2017	5	10	9	17	5	8	5	-	-	-	-	59	18%	59
		2016	4	12	7	10	1	10	6	11	8	9	6	50	▲	92
	Domestic and Family - Level 1	2017	6	8	1	1	3	-	5	-	-	-	-	24	-11%	24
		2016	3	9	2	3	6	3	1	6	8	2	1	27	▼	49
	Domestic and Family - Level 2	2017	2	2	1	3	8	2	1	-	-	-	-	19	19%	19
		2016	2	6	1	1	2	-	4	4	-	4	1	16	▲	29
	General Civil - Level 1	2017	-	-	-	-	-	-	-	-	-	-	-	0	0	0
		2016	-	-	-	-	-	-	1	2	-	-	-	0	↔	3
	General Civil - Level 2	2017	4	4	5	6	4	6	1	-	-	-	-	30	-25%	30
		2016	7	7	4	4	6	8	4	1	8	3	4	40	▼	60
	General Civil - Level 3	2017	7	8	7	1	7	8	6	-	-	-	-	44	-8%	44
		2016	9	16	5	6	3	4	5	5	6	5	2	48	▼	75
Criminal	Probates/Wills & Trusts - Level 1	2017	-	-	-	1	-	1	-	-	-	-	-	2	-33%	2
		2016	-	2	1	-	-	-	1	-	-	-	-	3	▼	4
	Probates/Wills & Trusts - Level 2	2017	1	-	3	-	1	5	3	-	-	-	-	13	-41%	13
		2016	1	2	1	7	2	2	7	5	3	1	4	22	▼	39
	Protective Orders	2017	-	-	-	-	-	-	-	-	-	-	-	0	0	0
		2016	-	-	-	-	-	-	1	-	-	-	-	0	↔	1
	Uncontested Divorce	2017	8	8	32	18	23	22	12	-	-	-	-	123	18%	123
		2016	8	14	17	22	20	13	10	17	14	14	11	104	▲	169
	Felonies and Related Matters	2017	107	120	140	77	127	105	125	-	-	-	-	801	-8%	801
		2016	122	115	275	62	113	50	138	104	131	54	193	875	▼	1,416
Miscellaneous	Misdemeanor	2017	44	41	71	35	57	50	78	-	-	-	-	376	20%	376
		2016	44	75	49	30	53	33	30	69	37	36	50	314	▲	568
	Other Criminally Related Matters	2017	6	13	6	9	3	5	10	-	-	-	-	52	-22%	52
		2016	6	8	9	11	13	10	10	6	6	11	2	67	▼	98
Other		2017	113	95	152	106	140	93	127	-	-	-	-	826	-24%	826
		2016	190	200	156	206	106	67	167	114	116	110	95	1,092	▼	1,609
Other		2017	17	25	58	46	38	36	26	-	-	-	-	246	46%	246
		2016	17	37	27	17	20	19	32	30	36	19	18	169	▲	284

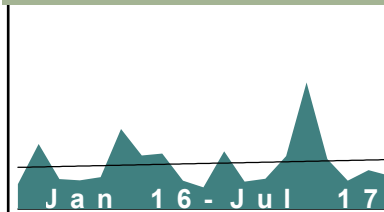
January 2016 -- July 2017 Filings

Dashboard

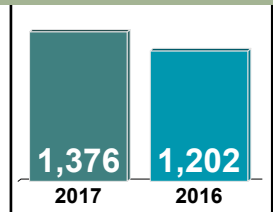
Court: Patrick Circuit
 Start/End Date: Jan-16 / Jul-17
 2016 Average Month: 161
 Jan-Jul 2016: 1,202
 Filings Trending: ▲

Circuit/Court ID: 21
 221141
 Type of Case: Filings
 2017 Average Month: 197
 Jan-Jul 2017 : 1,376
 Overall AVG. Month: 174

Monthly Filings Summary



Jan --- Jul Filings



Filings by Division

		Jan	Feb	Mar	Apr	May	Jun	Jul	Aug	Sep	Oct	Nov	Dec	Thru Jul	% Change	Total
Total	2017	116	202	483	191	108	148	128	-	-	-	-	-	1,376	14%	1,376
	2016	95	249	115	110	122	306	205	212	108	83	221	105	1,202	▲	1,931
Civil	2017	15	14	18	11	9	8	4	-	-	-	-	-	79	-16%	79
	2016	13	19	13	13	15	9	12	11	10	17	14	11	94	▼	157
Criminal	2017	48	131	390	115	56	114	85	-	-	-	-	-	939	39%	939
	2016	46	102	50	63	55	244	117	136	56	21	153	50	677	▲	1,093
Miscellaneous	2017	52	57	75	65	43	26	39	-	-	-	-	-	357	-17%	357
	2016	36	128	52	34	52	53	74	65	42	44	54	44	429	▼	678
Other	2017	1	-	-	-	-	-	-	-	-	-	-	-	1	-50%	1
	2016	-	-	-	-	-	-	2	-	-	1	-	-	2	▼	3

Filings by Division & Case Category

			Jan	Feb	Mar	Apr	May	Jun	Jul	Aug	Sep	Oct	Nov	Dec	Thru Jul	% Change	Total
Civil	Contested Divorce	2017	3	1	2	2	3	1	1	-	-	-	-	-	13	0%	13
		2016	3	4	2	-	2	1	1	4	1	4	3	-	13	↔	25
	Domestic and Family - Level 1	2017	-	1	2	-	-	-	1	-	-	-	-	-	4	-43%	4
		2016	-	3	-	-	1	2	1	1	-	-	-	-	7	▼	8
	Domestic and Family - Level 2	2017	2	-	-	3	1	1	-	-	-	-	-	-	7	133%	7
		2016	-	-	1	1	-	1	-	-	-	-	-	1	3	▲	4
	General Civil - Level 2	2017	1	2	3	2	1	1	1	-	-	-	-	-	11	57%	11
		2016	1	1	-	1	1	1	2	-	-	2	4	1	7	▲	14
	General Civil - Level 3	2017	2	4	2	1	2	1	1	-	-	-	-	-	13	-24%	13
		2016	1	6	2	2	4	1	1	1	4	3	5	2	17	▼	32
Probates/Wills & Trusts - Level 2	2017	2	-	-	-	-	1	-	-	-	-	-	-	3	-50%	3	
	2016	-	-	1	1	1	-	3	1	3	2	1	-	6	▼	13	
Uncontested Divorce	2017	5	6	9	3	2	3	-	-	-	-	-	-	28	-32%	28	
	2016	8	5	7	8	6	3	4	4	2	6	1	7	41	▼	61	
Criminal	Capital Murder	2017	-	-	-	-	-	-	-	-	-	-	-	-	0	0	0
		2016	-	-	-	-	-	-	-	1	-	-	-	-	0	↔	1
	Felonies and Related Matters	2017	25	57	371	53	40	100	48	-	-	-	-	-	694	28%	694
		2016	35	66	28	33	43	229	108	86	52	12	88	41	542	▲	821
	Misdemeanor	2017	16	50	19	42	10	14	15	-	-	-	-	-	166	61%	166
		2016	9	25	22	13	11	15	8	31	4	9	35	9	103	▲	191
	Other Criminally Related Matters	2017	7	24	-	20	6	-	22	-	-	-	-	-	79	147%	79
		2016	2	11	-	17	1	-	1	18	-	-	30	-	32	▲	80
	Miscellaneous	2017	52	57	75	65	43	26	39	-	-	-	-	-	357	-17%	357
		2016	36	128	52	34	52	53	74	65	42	44	54	44	429	▼	678
Other	2017	1	-	-	-	-	-	-	-	-	-	-	-	1	-50%	1	
	2016	-	-	-	-	-	-	2	-	-	1	-	-	2	▼	3	

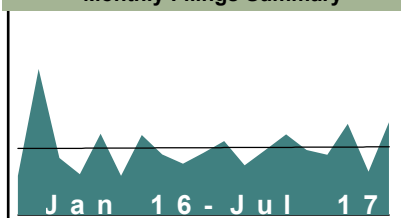
January 2016 -- July 2017 Filings

Dashboard

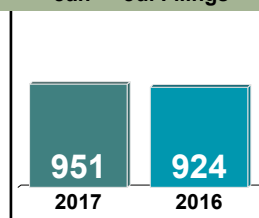
Court: Martinsville Circuit
 Start/End Date: Jan-16 / Jul-17
 2016 Average Month: 124
 Jan-Jul 2016: 924
 Filings Trending: ▲

Circuit/Court ID: 21
 221690
 Type of Case: Filings
 2017 Average Month: 136
 Jan-Jul 2017 : 951
 Overall AVG. Month: 129

Monthly Filings Summary



Jan --- Jul Filings



Filings by Division

		Jan	Feb	Mar	Apr	May	Jun	Jul	Aug	Sep	Oct	Nov	Dec	Thru Jul	% Change	Total
Total	2017	124	154	124	115	174	83	177	-	-	-	-	-	951	3%	951
	2016	75	279	109	78	155	75	153	116	98	119	141	95	924	▲	1,493
Civil	2017	7	5	10	15	11	8	9	-	-	-	-	-	65	-6%	65
	2016	13	11	9	8	11	6	11	8	14	8	7	21	69	▼	127
Criminal	2017	45	109	60	70	123	37	139	-	-	-	-	-	583	-15%	583
	2016	36	242	70	45	123	50	120	78	65	80	107	49	686	▼	1,065
Miscellaneous	2017	13	17	23	17	14	18	16	-	-	-	-	-	118	20%	118
	2016	15	10	25	10	15	11	12	18	13	12	17	15	98	▲	173
Other	2017	59	23	31	13	26	20	13	-	-	-	-	-	185	161%	185
	2016	11	16	5	15	6	8	10	12	6	19	10	10	71	▲	128

Filings by Division & Case Category

		Jan	Feb	Mar	Apr	May	Jun	Jul	Aug	Sep	Oct	Nov	Dec	Thru Jul	% Change	Total
Civil	Administrative Law 2017	-	-	-	-	-	-	-	-	-	-	-	-	0	0	0
	2016	-	-	-	-	-	-	-	-	1	-	-	-	0	↔	1
	Contested Divorce 2017	1	-	4	1	1	1	2	-	-	-	-	-	10	-23%	10
	2016	2	2	4	-	2	1	2	-	2	-	1	1	13	▼	17
	Domestic and Family - Level 1 2017	-	-	1	8	2	-	-	-	-	-	-	-	11	267%	11
	2016	-	-	-	-	3	-	-	4	-	-	-	12	3	▲	19
	Domestic and Family - Level 2 2017	-	1	-	-	2	-	-	-	-	-	-	-	3	-57%	3
	2016	5	1	-	-	-	-	1	-	-	-	1	1	7	▼	9
	General Civil - Level 1 2017	-	-	-	2	-	-	1	-	-	-	-	-	3	3	3
	2016	-	-	-	-	-	-	-	1	-	2	-	-	0	↔	3
	General Civil - Level 2 2017	4	1	1	3	1	1	2	-	-	-	-	-	13	8%	13
	2016	1	2	-	2	1	1	5	3	2	2	2	2	12	▲	23
Criminal	General Civil - Level 3 2017	1	1	-	-	1	3	4	-	-	-	-	-	10	25%	10
	2016	1	2	1	2	1	1	-	-	1	3	1	2	8	▲	15
	Probates/Wills & Trusts - Level 2 2017	-	-	1	-	1	1	-	-	-	-	-	-	3	-50%	3
	2016	1	2	1	-	1	1	-	-	1	-	-	2	6	▼	9
	Uncontested Divorce 2017	1	2	3	1	3	2	-	-	-	-	-	-	12	-40%	12
	2016	3	2	3	4	3	2	3	-	7	1	2	1	20	▼	31
	Felonies and Related Matters 2017	22	87	41	51	94	26	116	-	-	-	-	-	437	-23%	437
	2016	26	207	49	34	105	42	103	47	46	52	81	40	566	▼	832
	Misdemeanor 2017	22	19	16	14	23	10	20	-	-	-	-	-	124	19%	124
	2016	9	29	16	9	18	7	16	31	17	23	21	9	104	▲	205
	Other Criminally Related Matters 2017	1	3	3	5	6	1	3	-	-	-	-	-	22	38%	22
	2016	1	6	5	2	-	1	1	-	2	5	5	-	16	▲	28
Miscellaneous	2017	13	17	23	17	14	18	16	-	-	-	-	-	118	20%	118
	2016	15	10	25	10	15	11	12	18	13	12	17	15	98	▲	173
Other	2017	59	23	31	13	26	20	13	-	-	-	-	-	185	161%	185
	2016	11	16	5	15	6	8	10	12	6	19	10	10	71	▲	128

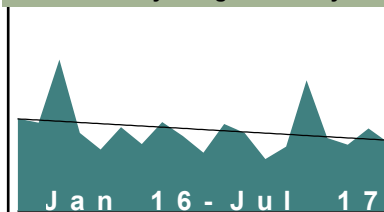
January 2016 -- July 2017 Filings

Dashboard

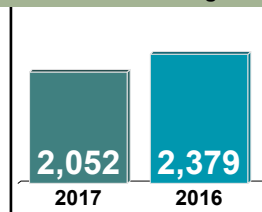
Court: Franklin County Circuit
 Start/End Date: Jan-16 / Jul-17
 2016 Average Month: 322
 Jan-Jul 2016: 2,379
 Filings Trending: ▼

Circuit/Court ID: 22
 222067
 Type of Case: Filings
 2017 Average Month: 293
 Jan-Jul 2017 : 2,052
 Overall AVG. Month: 311

Monthly Filings Summary



Jan --- Jul Filings



Filings by Division

		Jan	Feb	Mar	Apr	May	Jun	Jul	Aug	Sep	Oct	Nov	Dec	Thru Jul	% Change	Total
Total	2017	199	246	499	279	253	316	260	-	-	-	-	-	2,052	-14%	2,052
	2016	353	338	578	299	235	320	256	340	286	223	333	299	2,379	▼	3,860
Civil	2017	44	44	45	32	52	48	57	-	-	-	-	-	322	8%	322
	2016	33	40	40	66	40	41	38	49	46	40	38	33	298	▲	504
Criminal	2017	72	114	318	170	104	181	111	-	-	-	-	-	1,070	-11%	1,070
	2016	138	126	394	151	114	175	102	153	113	70	191	177	1,200	▼	1,904
Miscellaneous	2017	83	87	134	77	96	85	91	-	-	-	-	-	653	-26%	653
	2016	181	172	144	81	81	104	116	135	127	111	103	89	879	▼	1,444
Other	2017	-	1	2	-	1	2	1	-	-	-	-	-	7	250%	7
	2016	1	-	-	1	-	-	-	3	-	2	1	-	2	▲	8

Filings by Division & Case Category

		Jan	Feb	Mar	Apr	May	Jun	Jul	Aug	Sep	Oct	Nov	Dec	Thru Jul	% Change	Total
Civil	Administrative Law	2017	2	1	-	-	-	-	-	-	-	-	-	3	3	3
		2016	-	-	-	-	-	-	1	-	-	-	-	0	↔	1
	Contested Divorce	2017	5	7	11	5	10	7	-	-	-	-	-	50	14%	50
		2016	7	6	14	4	4	5	7	5	4	2	3	44	▲	65
	Domestic and Family - Level 1	2017	17	1	8	3	4	10	7	-	-	-	-	50	-11%	50
		2016	2	5	4	22	5	7	11	7	10	8	11	56	▼	96
	Domestic and Family - Level 2	2017	1	1	-	1	-	1	6	-	-	-	-	10	-41%	10
		2016	3	5	2	4	-	2	1	8	-	1	1	17	▼	28
	General Civil - Level 1	2017	-	-	-	2	-	1	1	-	-	-	-	4	300%	4
		2016	-	-	1	-	-	-	-	-	-	-	-	1	▲	1
	General Civil - Level 2	2017	6	12	6	9	11	10	16	-	-	-	-	70	30%	70
		2016	5	3	7	11	10	10	8	2	10	9	10	54	▲	93
	General Civil - Level 3	2017	3	10	2	-	11	5	2	-	-	-	-	33	32%	33
		2016	1	3	2	6	7	3	7	7	8	6	6	25	▲	59
Criminal	Probates/Wills & Trusts - Level 1	2017	-	-	-	-	-	1	-	-	-	-	-	1	1	1
		2016	-	-	-	-	-	-	1	1	-	-	-	0	↔	2
	Probates/Wills & Trusts - Level 2	2017	1	2	3	1	2	1	4	-	-	-	-	14	100%	14
		2016	4	1	-	2	-	-	2	2	-	3	-	7	▲	14
	Protective Orders	2017	-	-	-	-	-	-	-	-	-	-	-	0	-100%	0
		2016	-	-	-	-	-	1	1	-	-	-	-	1	▼	2
	Uncontested Divorce	2017	9	10	15	11	14	15	13	-	-	-	-	87	-6%	87
		2016	11	17	10	17	14	15	9	13	11	10	7	93	▼	143
	Capital Murder	2017	-	-	-	-	-	-	-	-	-	-	-	0	0	0
		2016	-	-	-	-	-	-	-	-	-	1	-	0	↔	1
	Felonies and Related Matters	2017	32	79	268	133	66	116	75	-	-	-	-	769	-1%	769
		2016	80	78	295	71	65	125	64	95	66	35	145	778	▼	1,258
	Misdemeanor	2017	40	34	42	35	33	58	29	-	-	-	-	271	-29%	271
		2016	53	44	97	73	44	42	30	49	40	33	37	383	▼	580
	Other Criminally Related Matters	2017	-	1	8	2	5	7	7	-	-	-	-	30	-23%	30
		2016	5	4	2	7	5	8	8	9	7	2	1	39	▼	65
Miscellaneous		2017	83	87	134	77	96	85	91	-	-	-	-	653	-26%	653
		2016	181	172	144	81	81	104	116	135	127	111	103	879	▼	1,444
Other		2017	-	1	2	-	1	2	1	-	-	-	-	7	250%	7
		2016	1	-	-	1	-	-	-	3	-	2	1	2	▲	8


January 2016 -- July 2017 Filings

Dashboard

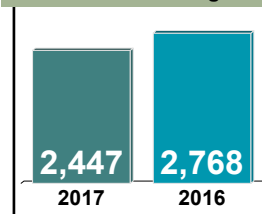
Court: Pittsylvania Circuit
 Start/End Date: Jan-16 / Jul-17
 2016 Average Month: 376
 Jan-Jul 2016: 2,768
 Filings Trending: ▼

Circuit/Court ID: 22
 222143
 Type of Case: Filings
 2017 Average Month: 350
 Jan-Jul 2017 : 2,447
 Overall AVG. Month: 366

Monthly Filings Summary



Jan --- Jul Filings



Filings by Division

		Jan	Feb	Mar	Apr	May	Jun	Jul	Aug	Sep	Oct	Nov	Dec	Thru Jul	% Change	Total
Total	2017	290	439	365	375	354	384	240	-	-	-	-	-	2,447	-12%	2,447
	2016	423	564	490	371	305	380	235	453	270	357	323	340	2,768	▼	4,511
Civil	2017	46	73	54	40	38	32	45	-	-	-	-	-	328	8%	328
	2016	23	64	65	29	46	26	52	55	38	40	37	37	305	▲	512
Criminal	2017	65	108	77	158	145	183	63	-	-	-	-	-	799	-8%	799
	2016	81	136	154	161	90	210	37	186	88	128	99	135	869	▼	1,505
Miscellaneous	2017	158	231	207	137	140	141	104	-	-	-	-	-	1,118	-19%	1,118
	2016	269	321	244	156	141	118	127	182	122	160	171	150	1,376	▼	2,161
Other	2017	21	27	27	40	31	28	28	-	-	-	-	-	202	-7%	202
	2016	50	43	27	25	28	26	19	30	22	29	16	18	218	▼	333

Filings by Division & Case Category

		Jan	Feb	Mar	Apr	May	Jun	Jul	Aug	Sep	Oct	Nov	Dec	Thru Jul	% Change	Total
Civil	Administrative Law	2017	-	-	-	1	1	-	-	-	-	-	-	2	0%	2
		2016	-	-	-	1	-	1	-	-	-	-	-	2	↔	2
	Contested Divorce	2017	7	7	8	8	4	5	-	-	-	-	-	51	16%	51
		2016	4	5	12	9	4	6	9	7	5	4	9	44	▲	78
	Domestic and Family - Level 1	2017	14	37	8	4	3	9	-	-	-	-	-	75	-28%	75
		2016	6	35	24	6	18	13	10	3	3	5	3	104	▼	128
	Domestic and Family - Level 2	2017	1	3	2	1	1	-	-	-	-	-	-	8	-27%	8
		2016	2	2	1	1	-	4	5	2	3	1	1	11	▼	23
	General Civil - Level 1	2017	-	-	-	-	1	-	-	-	-	-	-	1	-67%	1
		2016	-	1	-	1	-	1	-	-	-	-	1	3	▼	4
	General Civil - Level 2	2017	7	8	7	5	4	2	1	-	-	-	-	34	10%	34
		2016	-	4	8	4	8	5	2	6	7	3	5	31	▲	58
	General Civil - Level 3	2017	2	4	3	2	3	10	7	-	-	-	-	31	35%	31
		2016	4	3	3	5	2	4	2	2	3	9	3	23	▲	42
Criminal	Probates/Wills & Trusts - Level 1	2017	-	-	-	-	-	-	-	-	-	-	-	0	0	0
		2016	-	-	-	-	-	-	-	1	-	-	-	0	↔	1
	Probates/Wills & Trusts - Level 2	2017	2	-	1	-	2	1	1	-	-	-	-	7	-36%	7
		2016	-	2	1	1	2	2	3	-	3	3	-	11	▼	17
	Uncontested Divorce	2017	13	14	25	20	11	14	22	-	-	-	-	119	57%	119
		2016	7	12	16	2	11	8	20	23	16	17	15	76	▲	159
	Capital Murder	2017	-	-	-	-	-	-	-	-	-	-	-	0	-100%	0
		2016	-	-	-	-	1	1	-	-	-	-	-	2	▼	2
	Felonies and Related Matters	2017	47	82	63	131	114	147	29	-	-	-	-	613	-7%	613
		2016	44	100	118	131	55	184	25	151	51	94	68	657	▼	1,131
Miscellaneous	Misdemeanor	2017	15	24	10	25	27	35	28	-	-	-	-	164	-6%	164
		2016	30	29	27	28	29	23	9	27	33	26	24	175	▼	311
	Other Criminally Related Matters	2017	3	2	4	2	4	1	6	-	-	-	-	22	-37%	22
		2016	7	7	9	2	5	2	3	8	4	8	5	35	▼	61
Other	Miscellaneous	2017	158	231	207	137	140	141	104	-	-	-	-	1,118	-19%	1,118
		2016	269	321	244	156	141	118	127	182	122	160	171	1,376	▼	2,161
Other	Other	2017	21	27	27	40	31	28	28	-	-	-	-	202	-7%	202
		2016	50	43	27	25	28	26	19	30	22	29	16	218	▼	333

January 2016 -- July 2017 Filings

Dashboard

Court: Danville Circuit

Start/End Date: Jan-16 / Jul-17

2016 Average Month: 368

Jan-Jul 2016: 2,644

Filings Trending: ▼

Circuit/Court ID: 22

222590

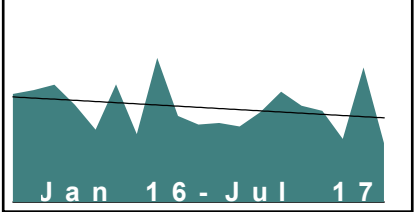
Type of Case: Filings

2017 Average Month: 351

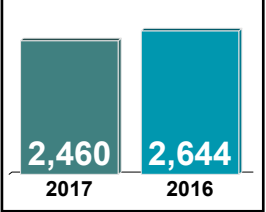
Jan-Jul 2017 : 2,460

Overall AVG. Month: 362

Monthly Filings Summary



Jan --- Jul Filings



Filings by Division																
		Jan	Feb	Mar	Apr	May	Jun	Jul	Aug	Sep	Oct	Nov	Dec	Thru Jul	% Change	Total
Total	2017	343	421	368	348	241	514	225	-	-	-	-	-	2,460	-7%	2,460
	2016	413	427	448	371	277	449	259	551	329	296	302	289	2,644	▼	4,411
Civil	2017	25	41	43	42	29	44	32	-	-	-	-	-	256	-11%	256
	2016	37	40	54	38	34	44	40	53	46	27	30	25	287	▼	468
Criminal	2017	252	296	219	251	143	406	145	-	-	-	-	-	1,712	-5%	1,712
	2016	303	295	234	269	170	352	174	422	216	229	231	204	1,797	▼	3,099
Miscellaneous	2017	66	84	106	55	68	63	48	-	-	-	-	-	490	-12%	490
	2016	73	92	160	64	72	53	44	73	66	40	41	59	558	▼	837
Other	2017	-	-	-	-	1	1	-	-	-	-	-	-	2	0%	2
	2016	-	-	-	-	1	-	1	3	1	-	-	1	2	↔	7

Filings by Division & Case Category																	
			Jan	Feb	Mar	Apr	May	Jun	Jul	Aug	Sep	Oct	Nov	Dec	Thru Jul	% Change	Total
Civil	Administrative Law	2017	2	3	8	4	-	2	1	-	-	-	-	-	20	-23%	20
		2016	5	8	3	3	-	2	5	5	5	1	3	6	26	▼	46
	Contested Divorce	2017	2	1	5	1	2	3	2	-	-	-	-	-	16	-24%	16
		2016	-	4	4	4	-	8	1	6	3	5	5	1	21	▼	41
	Domestic and Family - Level 1	2017	5	15	10	9	7	18	1	-	-	-	-	-	65	8%	65
		2016	13	10	17	3	5	7	5	7	8	4	9	1	60	▲	89
	Domestic and Family - Level 2	2017	1	2	-	5	-	1	1	-	-	-	-	-	10	-57%	10
		2016	5	4	3	4	-	3	4	14	6	2	-	1	23	▼	46
	General Civil - Level 1	2017	1	1	1	1	2	-	1	-	-	-	-	-	7	17%	7
		2016	1	-	-	1	2	-	2	1	1	1	1	-	6	▲	10
	General Civil - Level 2	2017	2	5	5	7	4	7	7	-	-	-	-	-	37	-10%	37
		2016	6	1	6	9	6	4	9	4	7	4	1	5	41	▼	62
	General Civil - Level 3	2017	7	5	6	5	8	10	10	-	-	-	-	-	51	-2%	51
		2016	1	6	12	4	10	12	7	5	8	6	4	6	52	▼	81
Probates/Wills & Trusts - Level 1	2017	-	-	-	-	-	-	-	-	-	-	-	-	0	-100%	0	
	2016	-	-	-	2	-	-	-	-	-	2	-	-	2	▼	4	
Probates/Wills & Trusts - Level 2	2017	1	2	-	1	1	1	5	-	-	-	-	-	11	267%	11	
	2016	-	-	-	1	-	2	-	1	2	-	-	-	3	▲	6	
Protective Orders	2017	-	-	-	-	-	-	-	-	-	-	-	-	0	-100%	0	
	2016	2	1	-	-	-	-	-	-	-	-	-	-	3	▼	3	
Uncontested Divorce	2017	4	7	8	9	5	2	4	-	-	-	-	-	39	-22%	39	
	2016	4	6	9	7	11	6	7	10	6	2	7	5	50	▼	80	
Criminal	Capital Murder	2017	-	-	-	-	-	-	-	-	-	-	-	-	0	0	0
		2016	-	-	-	-	-	-	-	-	-	-	1	-	0	↔	1
	Felonies and Related Matters	2017	186	185	146	137	96	298	108	-	-	-	-	-	1,156	-4%	1,156
		2016	249	160	170	161	112	223	132	277	131	130	156	101	1,207	▼	2,002
	Misdemeanor	2017	58	96	64	107	40	101	28	-	-	-	-	-	494	-8%	494
		2016	50	126	58	102	48	117	36	134	67	95	60	94	537	▼	987
	Other Criminally Related Matters	2017	8	15	9	7	7	7	9	-	-	-	-	-	62	17%	62
		2016	4	9	6	6	10	12	6	11	18	4	14	9	53	▲	109
	Miscellaneous	2017	66	84	106	55	68	63	48	-	-	-	-	-	490	-12%	490
		2016	73	92	160	64	72	53	44	73	66	40	41	59	558	▼	837
Other	2017	-	-	-	-	1	1	-	-	-	-	-	-	2	0%	2	
	2016	-	-	-	-	1	-	1	3	1	-	-	1	2	↔	7	


January 2016 -- July 2017 Filings

Dashboard

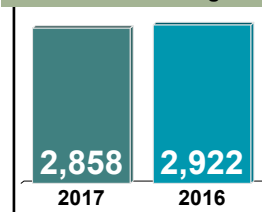
Court: Roanoke County Circuit
 Start/End Date: Jan-16 / Jul-17
 2016 Average Month: 421
 Jan-Jul 2016: 2,922
 Filings Trending: ↔

Circuit/Court ID: 23
 223161
 Type of Case: Filings
 2017 Average Month: 408
 Jan-Jul 2017 : 2,858
 Overall AVG. Month: 416

Monthly Filings Summary



Jan --- Jul Filings



Filings by Division

		Jan	Feb	Mar	Apr	May	Jun	Jul	Aug	Sep	Oct	Nov	Dec	Thru Jul	% Change	Total
Total	2017	386	453	507	419	374	425	294	-	-	-	-	-	2,858	-2%	2,858
	2016	420	529	461	362	383	374	393	513	373	461	400	381	2,922	▼	5,050
Civil	2017	53	52	91	62	64	75	49	-	-	-	-	-	446	1%	446
	2016	46	79	68	63	57	69	58	66	56	61	59	54	440	▲	736
Criminal	2017	131	174	159	173	136	175	86	-	-	-	-	-	1,034	-7%	1,034
	2016	111	215	172	140	192	129	149	218	139	214	146	193	1,108	▼	2,018
Miscellaneous	2017	164	199	215	155	123	143	141	-	-	-	-	-	1,140	-16%	1,140
	2016	263	232	221	158	131	174	185	228	178	185	194	131	1,364	▼	2,280
Other	2017	38	28	42	29	51	32	18	-	-	-	-	-	238	2,280%	238
	2016	-	3	-	1	3	2	1	1	-	1	1	3	10	▲	16

Filings by Division & Case Category

		Jan	Feb	Mar	Apr	May	Jun	Jul	Aug	Sep	Oct	Nov	Dec	Thru Jul	% Change	Total
Civil	Administrative Law	2017	2	1	1	-	1	-	-	-	-	-	-	5	-17%	5
		2016	2	-	-	2	-	2	-	1	3	1	3	6	▼	14
	Contested Divorce	2017	5	12	9	8	8	12	6	-	-	-	-	60	-27%	60
		2016	7	9	14	15	13	15	9	8	9	7	6	82	▼	119
	Domestic and Family - Level 1	2017	8	12	10	15	15	8	5	-	-	-	-	73	35%	73
		2016	8	16	8	3	9	5	5	19	3	6	7	54	▲	104
	Domestic and Family - Level 2	2017	1	-	4	6	2	2	4	-	-	-	-	19	6%	19
		2016	-	2	5	1	4	4	2	3	3	5	2	18	▲	33
	General Civil - Level 1	2017	1	-	-	2	-	-	1	-	-	-	-	4	300%	4
		2016	-	-	-	-	1	-	-	1	-	-	-	1	▲	2
	General Civil - Level 2	2017	8	5	12	4	9	13	7	-	-	-	-	58	-17%	58
		2016	9	6	9	11	14	9	12	7	4	15	8	70	▼	110
	General Civil - Level 3	2017	1	3	14	13	8	10	7	-	-	-	-	56	27%	56
		2016	2	18	6	4	2	6	6	2	7	5	6	44	▲	72
Criminal	Probates/Wills & Trusts - Level 1	2017	-	-	-	-	-	-	1	-	-	-	-	1	-50%	1
		2016	1	1	-	-	-	-	-	1	-	-	-	2	▼	3
	Probates/Wills & Trusts - Level 2	2017	8	3	6	2	3	7	-	-	-	-	-	29	53%	29
		2016	4	1	3	6	1	4	-	11	6	4	6	19	▲	47
	Uncontested Divorce	2017	19	16	35	12	18	23	18	-	-	-	-	141	-2%	141
		2016	13	26	23	21	13	26	22	16	22	18	19	144	▼	232
	Capital Murder	2017	-	-	-	-	-	-	-	-	-	-	-	0	0	0
		2016	-	-	-	-	-	-	-	-	-	-	1	0	↔	1
	Felonies and Related Matters	2017	95	143	108	134	95	146	68	-	-	-	-	789	0%	789
		2016	83	149	117	93	136	103	105	175	102	168	109	786	▲	1,489
Miscellaneous	Misdemeanor	2017	25	25	43	29	32	23	14	-	-	-	-	191	-27%	191
		2016	21	54	46	34	48	23	37	33	25	36	26	263	▼	416
	Other Criminally Related Matters	2017	11	6	8	10	9	6	4	-	-	-	-	54	-8%	54
		2016	7	12	9	13	8	3	7	10	12	10	11	59	▼	112
Other	Miscellaneous	2017	164	199	215	155	123	143	141	-	-	-	-	1,140	-16%	1,140
		2016	263	232	221	158	131	174	185	228	178	185	194	1,364	▼	2,280
Other	Other	2017	38	28	42	29	51	32	18	-	-	-	-	238	2,280%	238
		2016	-	3	-	1	3	2	1	1	-	1	1	10	▲	16


January 2016 -- July 2017 Filings

Dashboard

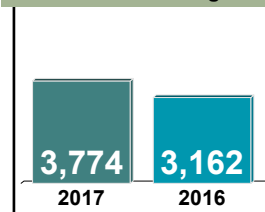
Court: Roanoke Circuit
 Start/End Date: Jan-16 / Jul-17
 2016 Average Month: 453
 Jan-Jul 2016: 3,162
 Filings Trending: ▲

Circuit/Court ID: 23
 223770
 Type of Case: Filings
 2017 Average Month: 539
 Jan-Jul 2017 : 3,774
 Overall AVG. Month: 485

Monthly Filings Summary



Jan --- Jul Filings



Filings by Division

		Jan	Feb	Mar	Apr	May	Jun	Jul	Aug	Sep	Oct	Nov	Dec	Thru Jul	% Change	Total
Total	2017	483	514	667	492	569	538	511	-	-	-	-	-	3,774	19%	3,774
	2016	428	469	547	376	395	442	505	446	454	505	464	409	3,162	▲	5,440
Civil	2017	109	130	155	102	113	122	116	-	-	-	-	-	847	11%	847
	2016	94	91	108	100	107	121	143	117	105	95	108	107	764	▲	1,296
Criminal	2017	257	249	269	219	249	201	217	-	-	-	-	-	1,661	14%	1,661
	2016	174	226	259	161	182	227	226	194	232	287	203	186	1,455	▲	2,557
Miscellaneous	2017	115	132	157	120	133	132	115	-	-	-	-	-	904	-3%	904
	2016	160	150	178	114	104	91	131	134	115	114	146	112	928	▼	1,549
Other	2017	2	3	86	51	74	83	63	-	-	-	-	-	362	2,313%	362
	2016	-	2	2	1	2	3	5	1	2	9	7	4	15	▲	38

Filings by Division & Case Category

		Jan	Feb	Mar	Apr	May	Jun	Jul	Aug	Sep	Oct	Nov	Dec	Thru Jul	% Change	Total
Civil	Administrative Law 2017	-	1	1	-	-	-	1	-	-	-	-	-	3	-40%	3
	2016	2	-	1	1	-	1	-	-	-	1	-	-	5	▼	6
	Contested Divorce 2017	7	16	7	12	16	8	13	-	-	-	-	-	79	-12%	79
	2016	9	9	10	14	19	12	17	10	12	13	12	6	90	▼	143
	Domestic and Family - Level 1 2017	31	35	63	27	20	30	28	-	-	-	-	-	234	57%	234
	2016	7	10	8	20	15	36	53	24	25	15	33	52	149	▲	298
	Domestic and Family - Level 2 2017	3	9	8	5	7	8	4	-	-	-	-	-	44	69%	44
	2016	3	3	7	2	1	6	4	1	3	4	7	-	26	▲	41
	General Civil - Level 1 2017	6	6	3	4	7	5	4	-	-	-	-	-	35	-26%	35
	2016	12	6	9	1	6	7	6	3	4	3	6	7	47	▼	70
	General Civil - Level 2 2017	22	26	23	21	21	22	18	-	-	-	-	-	153	-1%	153
	2016	22	17	32	13	25	21	24	16	19	29	15	19	154	▼	252
	General Civil - Level 3 2017	4	5	14	3	9	6	21	-	-	-	-	-	62	-17%	62
	2016	7	10	13	8	9	17	11	22	10	5	9	2	75	▼	123
Criminal	Probates/Wills & Trusts - Level 1 2017	-	-	1	-	1	-	-	-	-	-	-	-	2	100%	2
	2016	-	-	-	1	-	-	-	1	-	-	-	-	1	▲	2
	Probates/Wills & Trusts - Level 2 2017	9	4	3	7	4	6	4	-	-	-	-	-	37	42%	37
	2016	1	8	2	3	5	4	3	3	7	4	2	2	26	▲	44
	Uncontested Divorce 2017	27	28	32	23	28	37	23	-	-	-	-	-	198	4%	198
	2016	31	28	26	37	27	17	25	37	25	21	24	19	191	▲	317
	Felonies and Related Matters 2017	209	208	212	172	200	171	157	-	-	-	-	-	1,329	14%	1,329
	2016	135	182	223	117	151	179	179	150	173	238	148	151	1,166	▲	2,026
	Misdemeanor 2017	30	25	38	30	36	19	37	-	-	-	-	-	215	22%	215
	2016	22	29	28	18	22	29	28	35	44	33	35	22	176	▲	345
Miscellaneous	Other Criminally Related Matters 2017	18	16	19	17	13	11	23	-	-	-	-	-	117	4%	117
	2016	17	15	8	26	9	19	19	9	15	16	20	13	113	▲	186
Other	Miscellaneous 2017	115	132	157	120	133	132	115	-	-	-	-	-	904	-3%	904
	2016	160	150	178	114	104	91	131	134	115	114	146	112	928	▼	1,549
Other	Other 2017	2	3	86	51	74	83	63	-	-	-	-	-	362	2,313%	362
	2016	-	2	2	1	2	3	5	1	2	9	7	4	15	▲	38


January 2016 -- July 2017 Filings

Dashboard

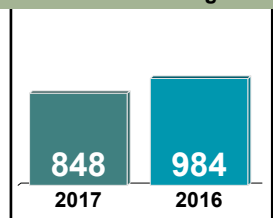
Court: Salem Circuit
 Start/End Date: Jan-16 / Jul-17
 2016 Average Month: 142
 Jan-Jul 2016: 984
 Filings Trending: ▼

Circuit/Court ID: 23
 223775
 Type of Case: Filings
 2017 Average Month: 121
 Jan-Jul 2017 : 848
 Overall AVG. Month: 134

Monthly Filings Summary



Jan --- Jul Filings



Filings by Division

		Jan	Feb	Mar	Apr	May	Jun	Jul	Aug	Sep	Oct	Nov	Dec	Thru Jul	% Change	Total
Total	2017	115	168	147	108	94	138	78	-	-	-	-	-	848	-14%	848
	2016	155	142	162	142	150	99	134	165	172	103	136	142	984	▼	1,702
Civil	2017	20	24	19	22	15	37	23	-	-	-	-	-	160	11%	160
	2016	17	19	31	24	17	19	17	18	33	15	14	31	144	▲	255
Criminal	2017	48	105	82	47	44	56	32	-	-	-	-	-	414	-24%	414
	2016	82	73	81	72	109	48	78	90	109	36	68	65	543	▼	911
Miscellaneous	2017	47	39	46	39	34	45	22	-	-	-	-	-	272	-8%	272
	2016	56	50	50	46	24	32	39	57	30	52	54	46	297	▼	536
Other	2017	-	-	-	-	1	-	1	-	-	-	-	-	2	2	2
	2016	-	-	-	-	-	-	-	-	-	-	-	-	0	↔	0

Filings by Division & Case Category

		Jan	Feb	Mar	Apr	May	Jun	Jul	Aug	Sep	Oct	Nov	Dec	Thru Jul	% Change	Total
Civil	Administrative Law	2017	-	-	1	-	-	1	-	-	-	-	-	2	2	2
		2016	-	-	-	-	-	-	-	-	-	-	-	0	↔	0
	Contested Divorce	2017	1	8	3	8	3	9	4	-	-	-	-	36	-5%	36
		2016	6	4	6	8	4	3	7	1	2	2	8	38	▼	58
	Domestic and Family - Level 1	2017	-	-	-	-	1	1	-	-	-	-	-	2	100%	2
		2016	1	-	-	-	-	-	-	-	-	-	-	1	▲	1
	Domestic and Family - Level 2	2017	3	-	1	1	-	2	3	-	-	-	-	10	11%	10
		2016	-	-	2	1	3	3	-	-	-	2	1	9	▲	12
	General Civil - Level 1	2017	-	-	-	-	-	1	1	-	-	-	-	2	100%	2
		2016	-	1	-	-	-	-	-	2	-	-	2	1	▲	5
	General Civil - Level 2	2017	8	7	5	5	5	11	5	-	-	-	-	46	35%	46
		2016	1	4	10	5	4	6	4	2	19	7	11	34	▲	73
Criminal	General Civil - Level 3	2017	5	5	1	1	1	8	3	-	-	-	-	24	118%	24
		2016	1	2	1	2	-	3	2	-	5	5	2	11	▲	23
	Probates/Wills & Trusts - Level 2	2017	-	1	2	1	2	1	-	-	-	-	-	7	-22%	7
		2016	2	2	3	1	1	-	1	1	1	1	1	9	▼	14
	Uncontested Divorce	2017	3	3	6	6	3	4	6	-	-	-	-	31	-24%	31
		2016	6	6	9	7	5	4	4	8	5	4	6	41	▼	69
	Felonies and Related Matters	2017	36	85	70	31	35	51	28	-	-	-	-	336	-25%	336
		2016	68	62	72	66	71	43	68	78	90	26	53	450	▼	752
	Misdemeanor	2017	8	19	8	13	5	4	2	-	-	-	-	59	-18%	59
		2016	10	8	6	5	34	3	6	8	17	6	11	72	▼	120
	Other Criminally Related Matters	2017	4	1	4	3	4	1	2	-	-	-	-	19	-10%	19
		2016	4	3	3	1	4	2	4	4	2	4	4	21	▼	39
Miscellaneous		2017	47	39	46	39	34	45	22	-	-	-	-	272	-8%	272
		2016	56	50	50	46	24	32	39	57	30	52	54	297	▼	536
Other		2017	-	-	-	-	1	-	1	-	-	-	-	2	2	2
		2016	-	-	-	-	-	-	-	-	-	-	-	0	↔	0


January 2016 -- July 2017 Filings

Dashboard

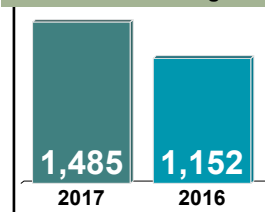
Court: Amherst Circuit
 Start/End Date: Jan-16 / Jul-17
 2016 Average Month: 177
 Jan-Jul 2016: 1,152
 Filings Trending: ▲

Circuit/Court ID: 24
 224009
 Type of Case: Filings
 2017 Average Month: 212
 Jan-Jul 2017 : 1,485
 Overall AVG. Month: 190

Monthly Filings Summary



Jan --- Jul Filings



Filings by Division

		Jan	Feb	Mar	Apr	May	Jun	Jul	Aug	Sep	Oct	Nov	Dec	Thru Jul	% Change	Total
Total	2017	166	243	226	230	192	202	226	-	-	-	-	-	1,485	29%	1,485
	2016	140	203	156	183	118	190	162	193	175	179	234	190	1,152	▲	2,123
Civil	2017	27	26	26	11	27	20	15	-	-	-	-	-	152	16%	152
	2016	16	19	19	31	11	14	21	18	20	24	13	43	131	▲	249
Criminal	2017	54	107	85	155	83	99	147	-	-	-	-	-	730	92%	730
	2016	7	64	34	84	29	108	54	102	65	73	127	75	380	▲	822
Miscellaneous	2017	59	92	95	53	64	67	63	-	-	-	-	-	493	-1%	493
	2016	88	106	86	48	54	47	68	54	70	65	79	58	497	▼	823
Other	2017	26	18	20	11	18	16	1	-	-	-	-	-	110	-24%	110
	2016	29	14	17	20	24	21	19	19	20	17	15	14	144	▼	229

Filings by Division & Case Category

		Jan	Feb	Mar	Apr	May	Jun	Jul	Aug	Sep	Oct	Nov	Dec	Thru Jul	% Change	Total
Civil	Administrative Law 2017	1	1	-	-	-	-	1	-	-	-	-	-	3	200%	3
	2016	-	-	-	-	-	-	1	-	2	-	1	-	1	▲	4
	Contested Divorce 2017	2	3	4	3	2	-	3	-	-	-	-	-	17	13%	17
	2016	1	4	2	3	1	-	4	3	2	1	2	3	15	▲	26
	Domestic and Family - Level 1 2017	8	9	8	-	5	2	2	-	-	-	-	-	34	-23%	34
	2016	5	9	5	9	6	5	5	1	5	5	2	24	44	▼	81
	Domestic and Family - Level 2 2017	1	-	-	1	2	1	-	-	-	-	-	-	5	0%	5
	2016	-	-	3	1	1	-	-	-	1	1	-	1	5	↔	8
	General Civil - Level 1 2017	1	-	-	-	1	-	-	-	-	-	-	-	2	100%	2
	2016	-	-	-	-	1	-	-	1	-	-	-	-	1	▲	2
	General Civil - Level 2 2017	4	2	2	2	8	5	2	-	-	-	-	-	25	25%	25
	2016	1	4	2	6	-	4	3	6	2	6	2	7	20	▲	43
	General Civil - Level 3 2017	3	4	4	2	3	5	4	-	-	-	-	-	25	67%	25
	2016	5	1	1	8	-	-	-	2	1	3	1	3	15	▲	25
Criminal	Probates/Wills & Trusts - Level 1 2017	-	1	-	-	2	-	-	-	-	-	-	-	3	3	3
	2016	-	-	-	-	-	-	-	-	-	-	-	-	0	↔	0
	Probates/Wills & Trusts - Level 2 2017	-	1	-	-	-	-	-	-	-	-	-	-	1	1	1
	2016	-	-	-	-	-	-	-	-	-	-	1	-	0	↔	1
	Uncontested Divorce 2017	7	5	8	3	4	7	3	-	-	-	-	-	37	23%	37
	2016	4	1	6	4	2	5	8	5	7	8	4	5	30	▲	59
	Felonies and Related Matters 2017	24	72	59	136	49	67	120	-	-	-	-	-	527	121%	527
	2016	1	46	19	51	14	67	41	59	35	53	97	49	239	▲	532
	Misdemeanor 2017	13	18	13	11	25	27	21	-	-	-	-	-	128	17%	128
	2016	4	15	9	29	5	35	12	25	14	17	20	17	109	▲	202
Miscellaneous	Other Criminally Related Matters 2017	17	17	13	8	9	5	6	-	-	-	-	-	75	134%	75
	2016	2	3	6	4	10	6	1	18	16	3	10	9	32	▲	88
Other	2017	59	92	95	53	64	67	63	-	-	-	-	-	493	-1%	493
	2016	88	106	86	48	54	47	68	54	70	65	79	58	497	▼	823
Other	2017	26	18	20	11	18	16	1	-	-	-	-	-	110	-24%	110
	2016	29	14	17	20	24	21	19	19	20	17	15	14	144	▼	229


January 2016 -- July 2017 Filings

Dashboard

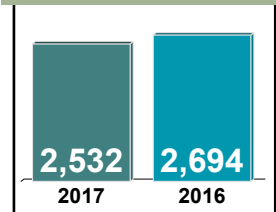
Court: Bedford Circuit
 Start/End Date: Jan-16 / Jul-17
 2016 Average Month: 374
 Jan-Jul 2016: 2,694
 Filings Trending: ▼

Circuit/Court ID: 24
 224019
 Type of Case: Filings
 2017 Average Month: 362
 Jan-Jul 2017 : 2,532
 Overall AVG. Month: 369

Monthly Filings Summary



Jan --- Jul Filings



Filings by Division

		Jan	Feb	Mar	Apr	May	Jun	Jul	Aug	Sep	Oct	Nov	Dec	Thru Jul	% Change	Total
Total	2017	326	420	419	364	348	322	333	-	-	-	-	-	2,532	-6%	2,532
	2016	461	499	412	342	290	354	336	324	395	371	342	356	2,694	▼	4,482
Civil	2017	54	61	78	69	53	61	37	-	-	-	-	-	413	-4%	413
	2016	43	69	66	87	48	60	59	48	55	54	49	48	432	▼	686
Criminal	2017	52	158	113	83	99	82	121	-	-	-	-	-	708	14%	708
	2016	69	133	89	72	77	106	76	78	118	125	83	120	622	▲	1,146
Miscellaneous	2017	218	201	226	211	192	177	174	-	-	-	-	-	1,399	-14%	1,399
	2016	349	296	256	182	165	188	197	197	221	192	208	187	1,633	▼	2,638
Other	2017	2	-	2	1	4	2	1	-	-	-	-	-	12	71%	12
	2016	-	1	1	1	-	-	4	1	1	-	2	1	7	▲	12

Filings by Division & Case Category

		Jan	Feb	Mar	Apr	May	Jun	Jul	Aug	Sep	Oct	Nov	Dec	Thru Jul	% Change	Total
Civil	Administrative Law	2017	-	-	1	-	2	1	1	-	-	-	-	5	400%	5
		2016	-	-	1	-	-	-	1	2	-	-	-	1	▲	4
	Contested Divorce	2017	9	4	8	5	9	7	1	-	-	-	-	43	-14%	43
		2016	8	6	11	9	6	5	6	7	7	8	6	50	▼	84
	Domestic and Family - Level 1	2017	2	21	19	21	4	14	9	-	-	-	-	90	11%	90
		2016	2	20	12	14	9	13	11	1	8	3	11	81	▲	107
	Domestic and Family - Level 2	2017	7	8	9	2	7	11	3	-	-	-	-	47	81%	47
		2016	2	6	5	1	3	5	4	12	6	4	2	26	▲	56
	General Civil - Level 1	2017	-	1	-	3	-	-	-	-	-	-	-	4	4	4
		2016	-	-	-	-	-	-	-	-	-	-	1	0	↔	1
	General Civil - Level 2	2017	10	8	13	11	6	8	2	-	-	-	-	58	-11%	58
		2016	6	12	11	12	3	10	11	6	11	12	9	65	▼	109
	General Civil - Level 3	2017	5	8	3	4	2	6	2	-	-	-	-	30	-32%	30
		2016	8	5	10	5	5	7	4	3	5	7	3	44	▼	69
Criminal	Probates/Wills & Trusts - Level 1	2017	-	-	-	-	-	1	-	-	-	-	-	1	-92%	1
		2016	-	-	-	12	-	-	-	2	-	1	1	12	▼	16
	Probates/Wills & Trusts - Level 2	2017	3	3	4	4	1	1	2	-	-	-	-	18	-36%	18
		2016	3	5	3	6	4	3	4	1	-	1	-	28	▼	30
	Uncontested Divorce	2017	18	8	21	19	22	12	17	-	-	-	-	117	-6%	117
		2016	14	15	13	28	18	17	20	16	16	20	19	125	▼	210
	Capital Murder	2017	-	-	-	-	-	2	-	-	-	-	-	2	2	2
		2016	-	-	-	-	-	-	-	-	-	-	-	0	↔	0
	Felonies and Related Matters	2017	33	82	80	62	56	62	74	-	-	-	-	449	10%	449
		2016	39	96	65	53	47	69	39	60	79	81	61	408	▲	763
Miscellaneous	Misdemeanor	2017	14	26	22	18	23	10	28	-	-	-	-	141	1%	141
		2016	19	32	21	16	16	16	20	10	28	22	18	140	▲	235
	Other Criminally Related Matters	2017	5	50	11	3	20	8	19	-	-	-	-	116	57%	116
		2016	11	5	3	3	14	21	17	8	11	22	4	74	▲	148
Other		2017	218	201	226	211	192	177	174	-	-	-	-	1,399	-14%	1,399
		2016	349	296	256	182	165	188	197	197	221	192	208	1,633	▼	2,638
Other		2017	2	-	2	1	4	2	1	-	-	-	-	12	71%	12
		2016	-	1	1	1	-	-	4	1	1	-	2	7	▲	12

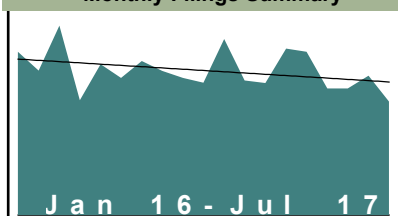
January 2016 -- July 2017 Filings

Dashboard

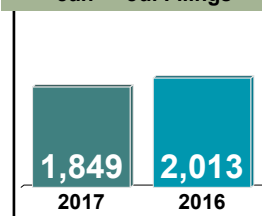
Court: Campbell Circuit
 Start/End Date: Jan-16 / Jul-17
 2016 Average Month: 283
 Jan-Jul 2016: 2,013
 Filings Trending: ▼

Circuit/Court ID: 24
 224031
 Type of Case: Filings
 2017 Average Month: 264
 Jan-Jul 2017 : 1,849
 Overall AVG. Month: 276

Monthly Filings Summary



Jan --- Jul Filings



Filings by Division

		Jan	Feb	Mar	Apr	May	Jun	Jul	Aug	Sep	Oct	Nov	Dec	Thru Jul	% Change	Total
Total	2017	252	318	312	242	242	266	217	-	-	-	-	-	1,849	-8%	1,849
	2016	312	276	362	219	288	262	294	275	262	253	336	257	2,013	▼	3,396
Civil	2017	45	42	60	40	44	44	45	-	-	-	-	-	320	4%	320
	2016	42	32	53	56	32	46	48	49	38	44	40	34	309	▲	514
Criminal	2017	63	152	79	85	86	95	61	-	-	-	-	-	621	3%	621
	2016	73	52	117	35	146	86	92	118	91	92	154	83	601	▲	1,139
Miscellaneous	2017	142	124	173	116	111	126	92	-	-	-	-	-	884	-18%	884
	2016	193	190	184	127	109	130	151	107	133	116	140	137	1,084	▼	1,717
Other	2017	2	-	-	1	1	1	19	-	-	-	-	-	24	26%	24
	2016	4	2	8	1	1	-	3	1	-	1	2	3	19	▲	26

Filings by Division & Case Category

		Jan	Feb	Mar	Apr	May	Jun	Jul	Aug	Sep	Oct	Nov	Dec	Thru Jul	% Change	Total
Civil	Administrative Law	2017	-	-	-	-	-	-	-	-	-	-	-	0	-100%	0
		2016	-	-	-	-	-	1	1	-	1	-	-	1	▼	3
	Contested Divorce	2017	6	7	8	7	7	6	-	-	-	-	-	43	30%	43
		2016	4	4	5	3	6	3	6	5	5	3	6	33	▲	58
	Domestic and Family - Level 1	2017	4	8	9	-	7	4	12	-	-	-	-	44	-10%	44
		2016	4	2	14	8	3	10	8	5	6	7	4	49	▼	79
	Domestic and Family - Level 2	2017	2	3	6	1	2	2	1	-	-	-	-	17	13%	17
		2016	1	-	3	1	3	5	2	1	4	2	2	15	▲	28
	General Civil - Level 1	2017	1	1	1	-	1	1	-	-	-	-	-	6	-14%	6
		2016	-	-	2	-	1	3	-	-	-	-	-	7	▼	7
	General Civil - Level 2	2017	7	4	14	11	8	5	7	-	-	-	-	56	10%	56
		2016	5	9	3	11	7	9	12	10	5	11	9	51	▲	98
	General Civil - Level 3	2017	15	2	8	4	3	8	2	-	-	-	-	42	-13%	42
		2016	13	1	2	16	2	4	10	5	5	4	3	48	▼	68
Criminal	Probates/Wills & Trusts - Level 1	2017	1	-	1	-	-	-	-	-	-	-	-	2	-50%	2
		2016	1	-	3	-	-	-	-	-	-	-	1	4	▼	5
	Probates/Wills & Trusts - Level 2	2017	1	1	-	4	2	1	2	-	-	-	-	11	-15%	11
		2016	2	3	5	-	2	1	-	-	1	-	-	13	▼	14
	Protective Orders	2017	-	-	-	-	-	-	-	-	-	-	-	0	-100%	0
		2016	1	-	-	-	-	-	-	-	-	-	-	1	▼	1
	Uncontested Divorce	2017	8	16	13	13	14	21	14	-	-	-	-	99	14%	99
		2016	11	13	16	17	8	10	12	16	9	18	14	87	▲	153
	Felonies and Related Matters	2017	32	98	51	56	54	61	46	-	-	-	-	398	-1%	398
		2016	49	25	70	21	112	55	69	78	57	51	137	401	▼	773
Miscellaneous	Misdemeanor	2017	24	47	26	25	24	28	12	-	-	-	-	186	3%	186
		2016	23	26	41	12	32	25	21	37	31	32	15	180	▲	321
	Other Criminally Related Matters	2017	7	7	2	4	8	6	3	-	-	-	-	37	85%	37
		2016	1	1	6	2	2	6	2	3	3	9	2	20	▲	45
Other		2017	142	124	173	116	111	126	92	-	-	-	-	884	-18%	884
		2016	193	190	184	127	109	130	151	107	133	116	140	1,084	▼	1,717
Other		2017	2	-	-	1	1	1	19	-	-	-	-	24	26%	24
		2016	4	2	8	1	1	-	3	1	-	1	2	19	▲	26

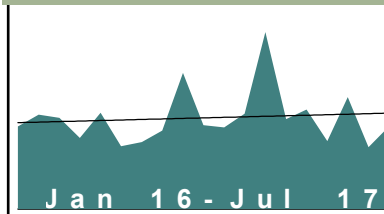
January 2016 -- July 2017 Filings

Dashboard

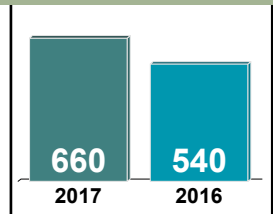
Court: Nelson Circuit
 Start/End Date: Jan-16 / Jul-17
 2016 Average Month: 83
 Jan-Jul 2016: 540
 Filings Trending: ▲

Circuit/Court ID: 24
 224125
 Type of Case: Filings
 2017 Average Month: 94
 Jan-Jul 2017 : 660
 Overall AVG. Month: 87

Monthly Filings Summary



Jan --- Jul Filings



Filings by Division

		Jan	Feb	Mar	Apr	May	Jun	Jul	Aug	Sep	Oct	Nov	Dec	Thru Jul	% Change	Total
Total	2017	169	86	95	65	107	59	79	-	-	-	-	-	660	22%	660
	2016	79	90	87	68	92	60	64	75	130	80	78	91	540	▲	994
Civil	2017	13	13	8	11	10	8	11	-	-	-	-	-	74	-23%	74
	2016	5	21	17	13	16	14	10	16	8	14	9	10	96	▼	153
Criminal	2017	124	45	48	38	81	23	43	-	-	-	-	-	402	89%	402
	2016	29	32	41	30	39	22	20	31	90	32	34	52	213	▲	452
Miscellaneous	2017	31	27	38	16	16	27	25	-	-	-	-	-	180	-21%	180
	2016	45	37	29	25	36	24	32	28	32	34	35	29	228	▼	386
Other	2017	1	1	1	-	-	1	-	-	-	-	-	-	4	33%	4
	2016	-	-	-	-	1	-	2	-	-	-	-	-	3	▲	3

Filings by Division & Case Category

		Jan	Feb	Mar	Apr	May	Jun	Jul	Aug	Sep	Oct	Nov	Dec	Thru Jul	% Change	Total
Civil	Administrative Law	2017	1	-	-	-	-	-	-	-	-	-	-	1	1	1
		2016	-	-	-	-	-	-	-	-	-	-	-	0	↔	0
	Contested Divorce	2017	2	-	-	2	1	1	-	-	-	-	-	6	-70%	6
		2016	1	1	5	2	5	2	3	-	3	2	-	20	▼	28
	Domestic and Family - Level 1	2017	3	1	1	1	2	3	-	-	-	-	-	11	450%	11
		2016	-	-	-	-	1	1	1	1	2	2	-	2	▲	8
	Domestic and Family - Level 2	2017	-	-	-	1	-	1	-	-	-	-	-	2	-33%	2
		2016	-	-	2	-	1	-	-	1	1	-	-	3	▼	5
	General Civil - Level 1	2017	-	1	-	-	1	2	-	-	-	-	-	4	100%	4
		2016	-	1	1	-	-	-	-	-	-	-	-	2	▲	2
	General Civil - Level 2	2017	3	2	2	3	3	-	1	-	-	-	-	14	-48%	14
		2016	1	14	4	2	3	2	1	4	2	3	3	27	▼	41
	General Civil - Level 3	2017	1	4	4	1	-	7	-	-	-	-	-	17	89%	17
		2016	1	1	-	3	1	2	2	1	-	2	3	9	▲	17
Criminal	Probates/Wills & Trusts - Level 1	2017	1	-	-	1	-	-	-	-	-	-	-	2	0%	2
		2016	-	-	-	2	-	-	-	-	-	-	-	2	↔	2
	Probates/Wills & Trusts - Level 2	2017	-	-	-	-	1	1	-	-	-	-	-	2	2	2
		2016	-	-	-	-	-	-	-	-	-	-	-	0	↔	0
	Uncontested Divorce	2017	2	5	1	2	2	1	-	-	-	-	-	15	-52%	15
		2016	2	4	5	4	5	4	6	3	5	1	4	31	▼	50
	Felonies and Related Matters	2017	113	32	24	26	57	11	30	-	-	-	-	293	134%	293
		2016	15	23	19	19	27	11	11	13	60	14	18	125	▲	271
	Misdemeanor	2017	11	10	13	12	12	3	12	-	-	-	-	73	6%	73
Miscellaneous		2016	13	8	14	10	9	6	9	9	6	14	11	69	▲	118
	Other Criminally Related Matters	2017	-	3	11	-	12	9	1	-	-	-	-	36	89%	36
		2016	1	1	8	1	3	5	-	9	24	4	5	19	▲	63
	Miscellaneous	2017	31	27	38	16	16	27	25	-	-	-	-	180	-21%	180
		2016	45	37	29	25	36	24	32	28	32	34	35	228	▼	386
	Other	2017	1	1	1	-	-	1	-	-	-	-	-	4	33%	4
		2016	-	-	-	-	1	-	2	-	-	-	-	3	▲	3


January 2016 -- July 2017 Filings

Dashboard

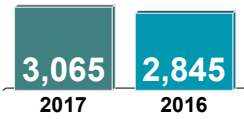
Court: Lynchburg Circuit
 Start/End Date: Jan-16 / Jul-17
 2016 Average Month: 414
 Jan-Jul 2016: 2,845
 Filings Trending: ▲

Circuit/Court ID: 24
 224680
 Type of Case: Filings
 2017 Average Month: 438
 Jan-Jul 2017 : 3,065
 Overall AVG. Month: 423

Monthly Filings Summary



Jan --- Jul Filings



Filings by Division

		Jan	Feb	Mar	Apr	May	Jun	Jul	Aug	Sep	Oct	Nov	Dec	Thru Jul	% Change	Total
Total	2017	397	451	471	417	528	468	333	-	-	-	-	-	3,065	8%	3,065
	2016	427	511	441	398	372	332	364	410	470	388	412	438	2,845	▲	4,963
Civil	2017	68	70	131	97	92	86	74	-	-	-	-	-	618	3%	618
	2016	82	120	74	87	95	76	64	103	116	126	119	150	598	▲	1,212
Criminal	2017	190	236	171	179	262	254	132	-	-	-	-	-	1,424	-2%	1,424
	2016	202	248	236	216	203	145	201	190	231	160	164	194	1,451	▼	2,390
Miscellaneous	2017	92	103	109	102	124	89	85	-	-	-	-	-	704	-8%	704
	2016	142	143	129	89	72	102	92	106	114	96	122	88	769	▼	1,295
Other	2017	47	42	60	39	50	39	42	-	-	-	-	-	319	1,081%	319
	2016	1	-	2	6	2	9	7	11	9	6	7	6	27	▲	66

Filings by Division & Case Category

		Jan	Feb	Mar	Apr	May	Jun	Jul	Aug	Sep	Oct	Nov	Dec	Thru Jul	% Change	Total
Civil	Administrative Law	2017	1	-	1	1	1	1	-	-	-	-	-	6	200%	6
		2016	1	-	1	-	-	-	1	1	-	-	-	2	▲	4
	Contested Divorce	2017	8	8	12	11	6	11	8	-	-	-	-	64	-4%	64
		2016	9	8	8	12	14	13	3	18	4	9	13	67	▼	118
	Domestic and Family - Level 1	2017	13	12	38	23	39	21	7	-	-	-	-	153	-16%	153
		2016	38	33	11	15	44	23	19	25	16	11	21	183	▼	339
	Domestic and Family - Level 2	2017	1	1	6	2	5	4	7	-	-	-	-	26	-7%	26
		2016	3	15	2	4	-	3	1	5	4	5	2	28	▼	48
	General Civil - Level 1	2017	1	-	2	5	2	7	3	-	-	-	-	20	150%	20
		2016	1	-	2	3	-	1	1	-	1	4	3	8	▲	22
	General Civil - Level 2	2017	12	12	7	17	9	13	21	-	-	-	-	91	8%	91
		2016	14	14	13	13	5	12	13	19	17	14	25	84	▲	172
	General Civil - Level 3	2017	8	12	18	8	8	7	6	-	-	-	-	67	43%	67
		2016	3	8	6	3	13	7	6	37	54	27	16	47	▲	187
Criminal	Probates/Wills & Trusts - Level 1	2017	-	-	1	-	1	-	-	-	-	-	-	2	100%	2
		2016	-	-	1	-	-	-	-	2	-	-	1	1	▲	4
	Probates/Wills & Trusts - Level 2	2017	2	1	5	3	1	2	1	-	-	-	-	15	7%	15
		2016	1	2	5	2	1	1	2	3	2	2	-	14	▲	23
	Protective Orders	2017	-	-	-	-	-	-	-	-	-	-	-	0	-100%	0
		2016	-	4	-	-	-	-	-	2	-	-	1	4	▼	7
	Uncontested Divorce	2017	22	24	41	27	20	20	-	-	-	-	-	174	9%	174
		2016	12	36	25	35	18	16	26	30	27	28	17	160	▲	288
	Felonies and Related Matters	2017	118	169	128	113	204	167	75	-	-	-	-	974	-3%	974
		2016	160	178	162	153	142	96	111	114	146	93	111	1,002	▼	1,587
Miscellaneous	Misdemeanor	2017	65	54	28	59	44	72	42	-	-	-	-	364	-5%	364
		2016	40	65	61	51	50	41	77	62	72	54	46	385	▼	679
	Other Criminally Related Matters	2017	7	13	15	7	14	15	15	-	-	-	-	86	34%	86
		2016	2	5	13	12	11	8	13	14	13	13	7	64	▲	124
Other		2017	92	103	109	102	124	89	85	-	-	-	-	704	-8%	704
		2016	142	143	129	89	72	102	92	106	114	96	122	769	▼	1,295
Other		2017	47	42	60	39	50	39	42	-	-	-	-	319	1,081%	319
		2016	1	-	2	6	2	9	7	11	9	6	7	27	▲	66


January 2016 -- July 2017 Filings

Dashboard

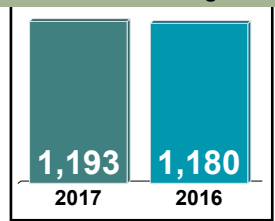
Court: Alleghany Circuit
 Start/End Date: Jan-16 / Jul-17
 2016 Average Month: 158
 Jan-Jul 2016: 1,180
 Filings Trending: ↔

Circuit/Court ID: 25
 225005
 Type of Case: Filings
 2017 Average Month: 170
 Jan-Jul 2017 : 1,193
 Overall AVG. Month: 163

Monthly Filings Summary



Jan --- Jul Filings



Filings by Division

		Jan	Feb	Mar	Apr	May	Jun	Jul	Aug	Sep	Oct	Nov	Dec	Thru Jul	% Change	Total
Total	2017	174	90	126	376	150	108	169	-	-	-	-	-	1,193	1%	1,193
	2016	326	159	117	240	86	108	144	99	129	269	87	134	1,180	▲	1,898
Civil	2017	21	14	20	6	20	17	8	-	-	-	-	-	106	3%	106
	2016	12	17	16	16	14	11	17	15	21	10	10	29	103	▲	188
Criminal	2017	103	33	39	329	80	43	111	-	-	-	-	-	738	3%	738
	2016	262	54	36	184	34	60	86	35	53	212	39	73	716	▲	1,128
Miscellaneous	2017	50	43	67	40	47	48	48	-	-	-	-	-	343	0%	343
	2016	51	87	56	39	35	34	41	47	55	47	36	31	343	↔	559
Other	2017	-	-	-	1	3	-	2	-	-	-	-	-	6	-67%	6
	2016	1	1	9	1	3	3	-	2	-	-	2	1	18	▼	23

Filings by Division & Case Category

		Jan	Feb	Mar	Apr	May	Jun	Jul	Aug	Sep	Oct	Nov	Dec	Thru Jul	% Change	Total
Civil	Contested Divorce	2017	-	3	1	3	3	2	-	-	-	-	-	12	-29%	12
		2016	-	2	4	5	1	3	2	2	3	1	2	17	▼	28
	Domestic and Family - Level 1	2017	-	-	2	-	-	-	-	-	-	-	-	2	-67%	2
		2016	1	1	1	-	-	3	1	2	-	-	3	6	▼	12
	Domestic and Family - Level 2	2017	-	-	1	-	2	1	-	-	-	-	-	4	-43%	4
		2016	1	-	1	1	3	1	-	3	1	1	-	7	▼	12
	General Civil - Level 1	2017	-	2	2	-	1	1	-	-	-	-	-	6	6	6
		2016	-	-	-	-	-	-	-	-	-	-	2	0	↔	2
	General Civil - Level 2	2017	8	2	3	1	6	4	1	-	-	-	-	25	39%	25
		2016	-	5	1	2	2	3	5	2	4	3	2	18	▲	29
	General Civil - Level 3	2017	6	5	1	-	-	2	1	-	-	-	-	15	67%	15
		2016	5	-	2	2	-	-	1	1	2	4	18	9	▲	35
	Probates/Wills & Trusts - Level 1	2017	1	-	-	-	1	-	-	-	-	-	-	2	2	2
		2016	-	-	-	-	-	-	-	-	-	-	-	0	↔	0
	Probates/Wills & Trusts - Level 2	2017	-	-	1	-	-	2	-	-	-	-	-	3	-25%	3
		2016	-	1	2	-	1	-	2	-	-	-	2	4	▼	8
	Uncontested Divorce	2017	6	2	9	2	7	5	6	-	-	-	-	37	-12%	37
		2016	5	8	5	6	7	4	7	4	10	2	2	42	▼	62
Criminal	Felonies and Related Matters	2017	67	21	29	288	45	25	94	-	-	-	-	569	-6%	569
		2016	238	44	27	162	17	47	71	32	42	190	24	606	▼	958
	Misdemeanor	2017	35	8	8	37	35	15	16	-	-	-	-	154	50%	154
		2016	23	10	9	21	13	12	15	3	10	20	14	103	▲	158
	Other Criminally Related Matters	2017	1	4	2	4	-	3	1	-	-	-	-	15	114%	15
		2016	1	-	-	1	4	1	-	-	1	2	1	7	▲	12
Miscellaneous		2017	50	43	67	40	47	48	48	-	-	-	-	343	0%	343
		2016	51	87	56	39	35	34	41	47	55	47	36	343	↔	559
Other		2017	-	-	-	1	3	-	2	-	-	-	-	6	-67%	6
		2016	1	1	9	1	3	3	-	2	-	-	2	18	▼	23


January 2016 -- July 2017 Filings

Dashboard

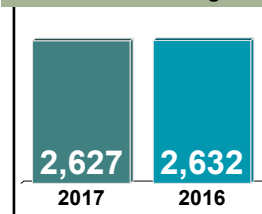
Court: Augusta Circuit
 Start/End Date: Jan-16 / Jul-17
 2016 Average Month: 364
 Jan-Jul 2016: 2,632
 Filings Trending: ↔

Circuit/Court ID: 25
 225015
 Type of Case: Filings
 2017 Average Month: 375
 Jan-Jul 2017 : 2,627
 Overall AVG. Month: 368

Monthly Filings Summary



Jan --- Jul Filings



Filings by Division

		Jan	Feb	Mar	Apr	May	Jun	Jul	Aug	Sep	Oct	Nov	Dec	Thru Jul	% Change	Total
Total	2017	392	336	439	300	486	393	281	-	-	-	-	-	2,627	0%	2,627
	2016	386	355	486	311	359	362	373	345	379	331	379	305	2,632	▼	4,371
Civil	2017	41	42	47	39	75	68	51	-	-	-	-	-	363	15%	363
	2016	34	50	44	43	49	49	48	57	70	48	36	36	317	▲	564
Criminal	2017	160	144	151	117	276	134	90	-	-	-	-	-	1,072	16%	1,072
	2016	109	97	210	92	164	136	114	130	124	96	186	105	922	▲	1,563
Miscellaneous	2017	178	145	231	138	125	180	133	-	-	-	-	-	1,130	-13%	1,130
	2016	226	201	224	163	132	164	194	148	167	172	145	150	1,304	▼	2,086
Other	2017	13	5	10	6	10	11	7	-	-	-	-	-	62	-30%	62
	2016	17	7	8	13	14	13	17	10	18	15	12	14	89	▼	158

Filings by Division & Case Category

		Jan	Feb	Mar	Apr	May	Jun	Jul	Aug	Sep	Oct	Nov	Dec	Thru Jul	% Change	Total
Civil	Administrative Law 2017	-	1	-	-	-	1	1	-	-	-	-	-	3	-50%	3
	2016	1	1	-	2	1	-	1	1	-	-	2	-	6	▼	9
	Contested Divorce 2017	5	5	6	5	5	2	8	-	-	-	-	-	36	-29%	36
	2016	7	8	13	5	5	8	5	5	6	8	5	5	51	▼	80
	Domestic and Family - Level 1 2017	5	9	14	5	35	25	7	-	-	-	-	-	100	170%	100
	2016	-	11	2	4	10	9	1	13	27	13	7	5	37	▲	102
	Domestic and Family - Level 2 2017	8	9	4	10	11	7	5	-	-	-	-	-	54	38%	54
	2016	5	4	3	6	4	8	9	9	2	6	4	7	39	▲	67
	General Civil - Level 1 2017	-	-	1	-	1	1	1	-	-	-	-	-	4	-43%	4
	2016	1	1	2	-	3	-	-	-	-	1	1	1	7	▼	10
	General Civil - Level 2 2017	6	3	5	5	6	4	9	-	-	-	-	-	38	3%	38
	2016	4	5	8	6	6	1	7	7	3	2	3	3	37	▲	55
	General Civil - Level 3 2017	3	1	4	1	2	9	6	-	-	-	-	-	26	4%	26
	2016	1	3	2	3	5	8	3	4	11	3	-	7	25	▲	50
Criminal	Probates/Wills & Trusts - Level 1 2017	-	1	-	1	1	1	-	-	-	-	-	-	4	4	4
	2016	-	-	-	-	-	-	-	-	-	1	1	-	0	↔	2
	Probates/Wills & Trusts - Level 2 2017	-	2	1	1	3	-	2	-	-	-	-	-	9	-40%	9
	2016	-	3	1	-	3	4	4	3	4	1	1	3	15	▼	27
	Uncontested Divorce 2017	14	11	12	11	11	18	12	-	-	-	-	-	89	-11%	89
	2016	15	14	13	17	12	11	18	15	17	13	12	5	100	▼	162
	Felonies and Related Matters 2017	145	128	136	104	259	118	77	-	-	-	-	-	967	21%	967
	2016	88	83	188	71	143	124	103	110	107	79	174	96	800	▲	1,366
	Misdemeanor 2017	11	12	12	9	10	10	10	-	-	-	-	-	74	-24%	74
	2016	19	12	19	17	12	10	9	11	14	11	8	8	98	▼	150
Miscellaneous	Other Criminally Related Matters 2017	4	4	3	4	7	6	3	-	-	-	-	-	31	29%	31
	2016	2	2	3	4	9	2	2	9	3	6	4	1	24	▲	47
Other	Miscellaneous 2017	178	145	231	138	125	180	133	-	-	-	-	-	1,130	-13%	1,130
	2016	226	201	224	163	132	164	194	148	167	172	145	150	1,304	▼	2,086
Other	Other 2017	13	5	10	6	10	11	7	-	-	-	-	-	62	-30%	62
	2016	17	7	8	13	14	13	17	10	18	15	12	14	89	▼	158


January 2016 -- July 2017 Filings

Dashboard

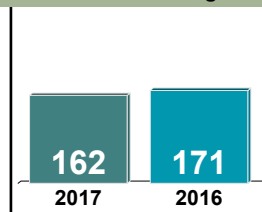
Court: Bath Circuit
 Start/End Date: Jan-16 / Jul-17
 2016 Average Month: 27
 Jan-Jul 2016: 171
 Filings Trending: ▼

Circuit/Court ID: 25
 225017
 Type of Case: Filings
 2017 Average Month: 23
 Jan-Jul 2017 : 162
 Overall AVG. Month: 25

Monthly Filings Summary



Jan --- Jul Filings



Filings by Division

		Jan	Feb	Mar	Apr	May	Jun	Jul	Aug	Sep	Oct	Nov	Dec	Thru Jul	% Change	Total
Total	2017	26	14	31	38	15	27	11	-	-	-	-	-	162	-5%	162
	2016	31	26	31	31	19	14	19	16	67	23	30	15	171	▼	322
Civil	2017	3	2	2	1	-	3	4	-	-	-	-	-	15	-38%	15
	2016	2	3	6	-	1	1	11	5	2	5	4	3	24	▼	43
Criminal	2017	17	-	15	27	4	16	-	-	-	-	-	-	79	119%	79
	2016	9	-	3	18	5	1	-	-	51	2	10	5	36	▲	104
Miscellaneous	2017	6	12	14	10	11	8	7	-	-	-	-	-	68	-39%	68
	2016	20	23	22	13	13	12	8	11	14	16	16	7	111	▼	175

Filings by Division & Case Category

		Jan	Feb	Mar	Apr	May	Jun	Jul	Aug	Sep	Oct	Nov	Dec	Thru Jul	% Change	Total
Civil	Contested Divorce	2017	-	-	1	-	-	1	-	-	-	-	-	2	100%	2
		2016	-	-	1	-	-	-	1	-	1	-	-	1	▲	3
	Domestic and Family - Level 1	2017	-	-	-	-	1	-	-	-	-	-	-	1	0%	1
		2016	-	-	1	-	-	-	-	-	-	-	-	1	↔	1
	Domestic and Family - Level 2	2017	1	-	-	-	-	-	-	-	-	-	-	1	-67%	1
		2016	-	-	2	-	1	-	-	-	2	-	-	3	▼	5
	General Civil - Level 2	2017	1	1	2	-	1	-	-	-	-	-	-	5	-62%	5
		2016	-	-	2	-	1	10	3	1	-	-	-	13	▼	17
	General Civil - Level 3	2017	1	-	-	-	-	-	-	-	-	-	-	1	0%	1
		2016	-	1	-	-	-	-	-	-	-	1	2	1	↔	4
Criminal	Probates/Wills & Trusts - Level 2	2017	-	-	-	-	-	-	-	-	-	-	-	0	-100%	0
		2016	-	1	-	-	-	1	-	-	1	1	-	2	▼	4
	Uncontested Divorce	2017	-	1	-	-	1	3	-	-	-	-	-	5	67%	5
		2016	2	1	-	-	-	-	1	1	1	2	1	3	▲	9
	Felonies and Related Matters	2017	16	-	6	26	3	15	-	-	-	-	-	66	128%	66
		2016	6	-	3	18	1	1	-	-	37	2	6	29	▲	76
	Misdemeanor	2017	1	-	9	1	1	1	-	-	-	-	-	13	160%	13
		2016	3	-	-	-	2	-	-	14	-	3	3	5	▲	25
	Other Criminally Related Matters	2017	-	-	-	-	-	-	-	-	-	-	-	0	-100%	0
		2016	-	-	-	-	2	-	-	-	-	1	-	2	▼	3
Miscellaneous		2017	6	12	14	10	11	8	7	-	-	-	-	68	-39%	68
		2016	20	23	22	13	13	12	8	11	14	16	7	111	▼	175


January 2016 -- July 2017 Filings

Dashboard

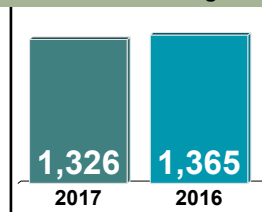
Court: Botetourt Circuit
 Start/End Date: Jan-16 / Jul-17
 2016 Average Month: 190
 Jan-Jul 2016: 1,365
 Filings Trending: ▼

Circuit/Court ID: 25
 225023
 Type of Case: Filings
 2017 Average Month: 189
 Jan-Jul 2017 : 1,326
 Overall AVG. Month: 189

Monthly Filings Summary



Jan --- Jul Filings



Filings by Division

		Jan	Feb	Mar	Apr	May	Jun	Jul	Aug	Sep	Oct	Nov	Dec	Thru Jul	% Change	Total
Total	2017	151	182	312	112	178	225	166	-	-	-	-	-	1,326	-3%	1,326
	2016	213	171	266	133	153	309	120	177	158	203	163	208	1,365	▼	2,274
Civil	2017	16	23	30	12	21	22	44	-	-	-	-	-	168	1%	168
	2016	24	18	34	23	27	23	18	16	23	15	12	19	167	▲	252
Criminal	2017	56	71	203	41	84	132	51	-	-	-	-	-	638	14%	638
	2016	69	36	128	37	50	210	29	66	71	80	56	115	559	▲	947
Miscellaneous	2017	79	88	79	59	73	71	70	-	-	-	-	-	519	-19%	519
	2016	120	117	104	73	76	76	73	95	64	108	95	74	639	▼	1,075
Other	2017	-	-	-	-	-	-	1	-	-	-	-	-	1	1	1
	2016	-	-	-	-	-	-	-	-	-	-	-	-	0	↔	0

Filings by Division & Case Category

		Jan	Feb	Mar	Apr	May	Jun	Jul	Aug	Sep	Oct	Nov	Dec	Thru Jul	% Change	Total
Civil	Administrative Law	2017	-	-	-	-	1	-	-	-	-	-	-	1	0%	1
		2016	-	1	-	-	-	-	1	-	1	-	-	1	↔	3
	Contested Divorce	2017	-	1	3	2	4	3	-	-	-	-	-	14	-36%	14
		2016	5	3	2	6	4	1	2	1	2	2	5	22	▼	34
	Domestic and Family - Level 1	2017	4	-	4	-	7	6	-	-	-	-	-	39	-7%	39
		2016	6	2	13	1	7	8	3	9	6	-	-	42	▼	60
	Domestic and Family - Level 2	2017	-	1	-	-	1	-	-	-	-	-	-	2	-33%	2
		2016	-	-	-	1	2	-	2	2	-	-	2	3	▼	9
	General Civil - Level 1	2017	-	-	-	-	-	1	-	-	-	-	-	1	-50%	1
		2016	-	-	-	1	1	-	-	1	-	-	-	2	▼	3
	General Civil - Level 2	2017	3	6	8	3	4	3	-	-	-	-	-	28	17%	28
		2016	6	3	5	6	1	2	4	1	1	6	5	24	▲	41
	General Civil - Level 3	2017	2	8	7	-	2	1	-	-	-	-	-	25	0%	25
		2016	3	1	6	3	8	2	1	-	-	1	3	25	↔	30
Criminal	Probates/Wills & Trusts - Level 1	2017	-	-	-	-	-	-	-	-	-	-	-	0	0	0
		2016	-	-	-	-	-	-	-	1	1	-	-	0	↔	2
	Probates/Wills & Trusts - Level 2	2017	1	1	1	-	-	-	-	-	-	-	-	3	-40%	3
		2016	-	1	-	-	2	2	-	1	-	-	1	5	▼	7
	Uncontested Divorce	2017	6	6	7	7	7	6	-	-	-	-	-	55	28%	55
		2016	4	7	8	6	6	8	3	7	4	3	3	43	▲	63
	Felonies and Related Matters	2017	36	53	188	18	56	112	30	-	-	-	-	493	13%	493
		2016	51	21	103	23	32	189	16	51	53	60	36	435	▲	732
	Misdemeanor	2017	19	16	12	18	22	14	18	-	-	-	-	119	27%	119
		2016	11	7	21	11	16	20	8	14	12	14	15	94	▲	163
Miscellaneous	Other Criminally Related Matters	2017	1	2	3	5	6	6	3	-	-	-	-	26	-13%	26
		2016	7	8	4	3	2	1	5	1	6	6	5	30	▼	52
Other	Miscellaneous	2017	79	88	79	59	73	71	70	-	-	-	-	519	-19%	519
		2016	120	117	104	73	76	76	73	95	64	108	95	639	▼	1,075
Other	Other	2017	-	-	-	-	-	1	-	-	-	-	-	1	1	1
		2016	-	-	-	-	-	-	-	-	-	-	-	0	↔	0

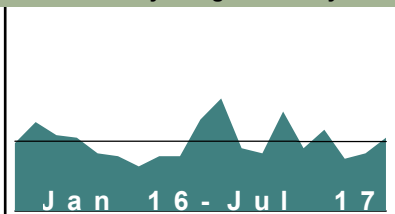
January 2016 -- July 2017 Filings

Dashboard

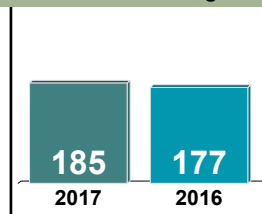
Court: Craig Circuit
 Start/End Date: Jan-16 / Jul-17
 2016 Average Month: 27
 Jan-Jul 2016: 177
 Filings Trending: ▲

Circuit/Court ID: 25
 225045
 Type of Case: Filings
 2017 Average Month: 26
 Jan-Jul 2017 : 185
 Overall AVG. Month: 27

Monthly Filings Summary



Jan --- Jul Filings



Filings by Division

		Jan	Feb	Mar	Apr	May	Jun	Jul	Aug	Sep	Oct	Nov	Dec	Thru Jul	% Change	Total
Total	2017	22	38	24	31	20	22	28	-	-	-	-	-	185	5%	185
	2016	26	34	29	28	22	21	17	21	21	35	43	24	177	▲	321
Civil	2017	2	6	4	6	2	2	8	-	-	-	-	-	30	30%	30
	2016	2	7	3	3	5	1	2	2	4	5	4	6	23	▲	44
Criminal	2017	6	9	6	4	1	-	-	-	-	-	-	-	26	-16%	26
	2016	4	3	6	6	5	4	3	2	3	9	22	2	31	▼	69
Miscellaneous	2017	14	23	14	20	17	20	20	-	-	-	-	-	128	4%	128
	2016	20	24	20	19	12	16	12	17	14	20	17	16	123	▲	207
Other	2017	-	-	-	1	-	-	-	-	-	-	-	-	1	1	1
	2016	-	-	-	-	-	-	-	-	-	1	-	-	0	↔	1

Filings by Division & Case Category

		Jan	Feb	Mar	Apr	May	Jun	Jul	Aug	Sep	Oct	Nov	Dec	Thru Jul	% Change	Total
Civil	Administrative Law	2017	-	-	-	-	-	-	-	-	-	-	-	0	0	0
		2016	-	-	-	-	-	-	-	-	-	1	-	0	↔	1
	Contested Divorce	2017	1	-	2	-	1	1	-	-	-	-	-	5	25%	5
		2016	-	2	1	-	1	-	-	-	1	-	1	4	▲	6
	Domestic and Family - Level 1	2017	-	3	-	4	-	6	-	-	-	-	-	13	333%	13
		2016	-	1	-	1	1	-	1	1	1	3	-	3	▲	9
	Domestic and Family - Level 2	2017	-	-	-	-	1	-	-	-	-	-	-	1	-50%	1
		2016	-	-	-	-	1	1	-	-	1	-	-	2	▼	3
	General Civil - Level 2	2017	-	-	-	-	-	-	-	-	-	-	-	0	-100%	0
		2016	1	1	-	1	-	1	-	-	-	-	1	4	▼	5
	General Civil - Level 3	2017	1	3	1	-	-	-	-	-	-	-	-	5	25%	5
		2016	-	-	2	1	-	-	-	1	1	-	4	4	▲	10
Criminal	Probates/Wills & Trusts - Level 1	2017	-	-	-	1	-	-	-	-	-	-	-	1	1	1
		2016	-	-	-	-	-	-	-	-	-	-	-	0	↔	0
	Probates/Wills & Trusts - Level 2	2017	-	-	-	-	-	-	-	-	-	-	-	0	-100%	0
		2016	-	1	-	-	-	-	-	-	-	-	-	1	▼	1
	Uncontested Divorce	2017	-	-	1	2	1	1	-	-	-	-	-	5	0%	5
		2016	1	2	-	-	1	1	1	2	1	-	-	5	↔	9
Miscellaneous	Felonies and Related Matters	2017	6	8	5	3	1	-	-	-	-	-	-	23	-15%	23
		2016	4	3	4	6	4	2	2	1	9	17	2	27	▼	58
	Misdemeanor	2017	-	1	1	1	-	-	-	-	-	-	-	3	-25%	3
Other		2016	-	-	2	-	1	1	-	2	-	5	-	4	▼	11
	Miscellaneous	2017	14	23	14	20	17	20	-	-	-	-	-	128	4%	128
		2016	20	24	20	19	12	16	17	14	20	17	16	123	▲	207
Other		2017	-	-	-	1	-	-	-	-	-	-	-	1	1	1
		2016	-	-	-	-	-	-	-	-	1	-	-	0	↔	1


January 2016 -- July 2017 Filings

Dashboard

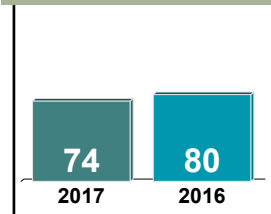
Court: Highland Circuit
 Start/End Date: Jan-16 / Jul-17
 2016 Average Month: 13
 Jan-Jul 2016: 80
 Filings Trending: ▼

Circuit/Court ID: 25
 225091
 Type of Case: Filings
 2017 Average Month: 11
 Jan-Jul 2017 : 74
 Overall AVG. Month: 12

Monthly Filings Summary



Jan --- Jul Filings



Filings by Division

		Jan	Feb	Mar	Apr	May	Jun	Jul	Aug	Sep	Oct	Nov	Dec	Thru Jul	% Change	Total
Total	2017	12	9	24	7	6	5	11	-	-	-	-	-	74	-8%	74
	2016	12	15	20	7	9	11	6	15	24	16	11	11	80	▼	157
Civil	2017	-	2	3	4	-	2	1	-	-	-	-	-	12	9%	12
	2016	-	2	1	3	4	-	1	5	-	3	-	-	11	▲	19
Criminal	2017	7	2	14	-	-	-	-	-	-	-	-	-	23	-12%	23
	2016	-	5	8	1	1	10	1	-	20	4	3	10	26	▼	63
Miscellaneous	2017	5	5	7	3	6	3	10	-	-	-	-	-	39	-7%	39
	2016	12	7	11	3	4	1	4	10	4	9	8	1	42	▼	74
Other	2017	-	-	-	-	-	-	-	-	-	-	-	-	0	-100%	0
	2016	-	1	-	-	-	-	-	-	-	-	-	-	1	▼	1

Filings by Division & Case Category

		Jan	Feb	Mar	Apr	May	Jun	Jul	Aug	Sep	Oct	Nov	Dec	Thru Jul	% Change	Total
Civil	Contested Divorce	2017	-	-	-	-	-	-	-	-	-	-	-	0	-100%	0
		2016	-	-	1	-	1	-	1	-	-	-	-	2	▼	3
	Domestic and Family - Level 1	2017	-	-	-	-	-	-	-	-	-	-	-	0	-100%	0
		2016	-	-	-	-	1	-	2	-	-	-	-	1	▼	3
	Domestic and Family - Level 2	2017	-	-	-	1	-	-	-	-	-	-	-	1	1	1
		2016	-	-	-	-	-	-	-	-	-	-	-	0	↔	0
	General Civil - Level 1	2017	-	-	1	2	-	-	-	-	-	-	-	3	200%	3
		2016	-	-	-	-	1	-	-	-	-	-	-	1	▲	1
	General Civil - Level 2	2017	-	-	-	1	-	-	-	-	-	-	-	1	-50%	1
		2016	-	1	-	1	-	-	-	-	1	-	-	2	▼	3
	General Civil - Level 3	2017	-	1	-	-	-	-	-	-	-	-	-	1	1	1
		2016	-	-	-	-	-	-	-	-	-	-	-	0	↔	0
Criminal	Probates/Wills & Trusts	2017	-	1	1	-	-	-	-	-	-	-	-	2	2	2
		2016	-	-	-	-	-	-	-	-	-	-	-	0	↔	0
	Uncontested Divorce	2017	-	-	1	-	-	2	1	-	-	-	-	4	-20%	4
		2016	-	1	-	2	1	1	2	-	2	-	-	5	▼	9
	Felonies and Related Matters	2017	5	1	8	-	-	-	-	-	-	-	-	14	40%	14
		2016	-	1	3	1	1	3	1	-	16	-	1	5	▲	32
	Misdemeanor	2017	2	-	6	-	-	-	-	-	-	-	-	8	-47%	8
		2016	-	4	4	-	-	7	-	-	4	4	2	15	▼	30
	Other Criminally Related Matters	2017	-	1	-	-	-	-	-	-	-	-	-	1	0%	1
		2016	-	-	1	-	-	-	-	-	-	-	-	1	↔	1
Miscellaneous		2017	5	5	7	3	6	3	10	-	-	-	-	39	-7%	39
		2016	12	7	11	3	4	1	4	10	4	9	8	42	▼	74
Other		2017	-	-	-	-	-	-	-	-	-	-	-	0	-100%	0
		2016	-	1	-	-	-	-	-	-	-	-	-	1	▼	1

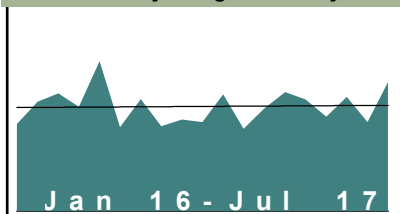
January 2016 -- July 2017 Filings

Dashboard

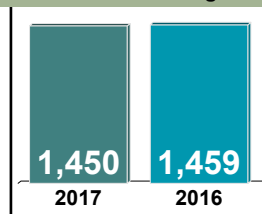
Court: Rockbridge Circuit
 Start/End Date: Jan-16 / Jul-17
 2016 Average Month: 196
 Jan-Jul 2016: 1,459
 Filings Trending: ↔

Circuit/Court ID: 25
 225163
 Type of Case: Filings
 2017 Average Month: 207
 Jan-Jul 2017 : 1,450
 Overall AVG. Month: 200

Monthly Filings Summary



Jan --- Jul Filings



Filings by Division

		Jan	Feb	Mar	Apr	May	Jun	Jul	Aug	Sep	Oct	Nov	Dec	Thru Jul	% Change	Total
Total	2017	196	227	213	180	218	170	246	-	-	-	-	-	1,450	-1%	1,450
	2016	166	209	225	199	286	160	214	162	175	170	223	157	1,459	▼	2,346
Civil	2017	18	14	25	14	21	24	18	-	-	-	-	-	134	-7%	134
	2016	19	22	34	19	17	18	15	14	22	23	20	21	144	▼	244
Criminal	2017	122	150	121	108	146	69	160	-	-	-	-	-	876	3%	876
	2016	69	121	104	123	214	85	131	79	108	92	147	92	847	▲	1,365
Miscellaneous	2017	55	54	59	49	43	64	60	-	-	-	-	-	384	-17%	384
	2016	78	66	87	56	54	57	67	69	44	54	55	44	465	▼	731
Other	2017	1	9	8	9	8	13	8	-	-	-	-	-	56	1,767%	56
	2016	-	-	-	1	1	-	1	-	1	1	1	-	3	▲	6

Filings by Division & Case Category

		Jan	Feb	Mar	Apr	May	Jun	Jul	Aug	Sep	Oct	Nov	Dec	Thru Jul	% Change	Total
Civil	Administrative Law	2017	-	1	1	-	-	-	-	-	-	-	-	2	2	2
		2016	-	-	-	-	-	-	-	-	1	-	-	0	↔	1
	Contested Divorce	2017	2	3	3	3	2	1	3	-	-	-	-	17	-29%	17
		2016	3	3	6	5	2	2	3	2	1	4	1	24	▼	34
	Domestic and Family - Level 1	2017	1	1	-	1	1	3	1	-	-	-	-	8	0%	8
		2016	-	4	-	-	-	2	2	1	-	6	2	8	↔	19
	Domestic and Family - Level 2	2017	-	-	1	-	-	-	1	-	-	-	-	2	-78%	2
		2016	-	-	2	2	2	1	-	1	-	1	1	9	▼	12
	General Civil - Level 1	2017	-	-	-	1	1	-	1	-	-	-	-	3	3	3
		2016	-	-	-	-	-	-	-	-	-	-	-	0	↔	0
	General Civil - Level 2	2017	11	3	10	2	6	4	3	-	-	-	-	39	26%	39
		2016	5	4	7	4	3	4	2	5	9	5	4	31	▲	56
Criminal	General Civil - Level 3	2017	1	-	-	3	-	5	3	-	-	-	-	12	-37%	12
		2016	5	3	4	4	-	2	1	2	3	7	5	19	▼	36
	Probates/Wills & Trusts - Level 1	2017	-	-	-	-	-	-	-	-	-	-	-	0	-100%	0
		2016	-	-	1	-	-	-	-	-	-	-	-	1	▼	1
	Probates/Wills & Trusts - Level 2	2017	-	3	1	-	2	2	-	-	-	-	-	8	700%	8
		2016	-	-	-	-	1	-	-	1	1	-	-	1	▲	3
	Uncontested Divorce	2017	3	3	9	4	9	9	6	-	-	-	-	43	-16%	43
		2016	6	8	14	4	10	5	4	6	9	4	4	51	▼	82
	Capital Murder	2017	1	-	-	-	-	-	-	-	-	-	-	1	1	1
		2016	-	-	-	-	-	-	-	-	-	-	-	0	↔	0
	Felonies and Related Matters	2017	57	109	63	51	100	22	118	-	-	-	-	520	-7%	520
		2016	55	77	62	74	171	27	95	50	58	54	88	561	▼	865
Miscellaneous	Misdemeanor	2017	55	31	46	52	41	36	35	-	-	-	-	296	17%	296
		2016	11	40	39	44	38	50	31	22	47	35	55	253	▲	446
	Other Criminally Related Matters	2017	9	10	12	5	5	11	7	-	-	-	-	59	79%	59
		2016	3	4	3	5	5	8	5	7	3	3	4	33	▲	54
	Miscellaneous	2017	55	54	59	49	43	64	60	-	-	-	-	384	-17%	384
		2016	78	66	87	56	54	57	67	69	44	54	55	465	▼	731
	Other	2017	1	9	8	9	8	13	8	-	-	-	-	56	1,767%	56
		2016	-	-	-	1	1	-	1	-	1	1	-	3	▲	6

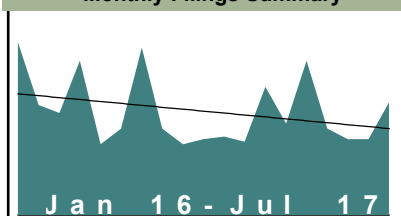
January 2016 -- July 2017 Filings

Dashboard

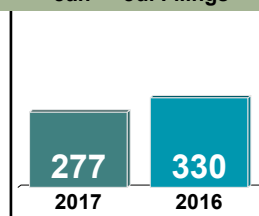
Court: Buena Vista Circuit
 Start/End Date: Jan-16 / Jul-17
 2016 Average Month: 40
 Jan-Jul 2016: 330
 Filings Trending: ▼

Circuit/Court ID: 25
 225530
 Type of Case: Filings
 2017 Average Month: 40
 Jan-Jul 2017 : 277
 Overall AVG. Month: 40

Monthly Filings Summary



Jan --- Jul Filings



Filings by Division

		Jan	Feb	Mar	Apr	May	Jun	Jul	Aug	Sep	Oct	Nov	Dec	Thru Jul	% Change	Total
Total	2017	49	35	59	33	29	29	43	-	-	-	-	-	277	-16%	277
	2016	66	42	39	59	27	33	64	33	27	29	30	28	330	▼	477
Civil	2017	4	4	6	3	5	7	4	-	-	-	-	-	33	-15%	33
	2016	6	4	8	10	2	4	5	2	1	5	10	7	39	▼	64
Criminal	2017	38	24	37	18	12	10	30	-	-	-	-	-	169	-10%	169
	2016	43	25	12	34	10	13	50	17	17	12	14	9	187	▼	256
Miscellaneous	2017	7	7	16	12	9	12	9	-	-	-	-	-	72	-31%	72
	2016	17	13	19	15	15	16	9	14	9	12	6	12	104	▼	157
Other	2017	-	-	-	-	3	-	-	-	-	-	-	-	3	3	3
	2016	-	-	-	-	-	-	-	-	-	-	-	-	0	↔	0

Filings by Division & Case Category

		Jan	Feb	Mar	Apr	May	Jun	Jul	Aug	Sep	Oct	Nov	Dec	Thru Jul	% Change	Total
Civil	Administrative Law	2017	-	-	-	-	-	-	-	-	-	-	-	0	-100%	0
		2016	1	-	-	-	-	-	-	-	-	-	-	1	▼	1
	Contested Divorce	2017	1	-	1	-	1	1	-	-	-	-	-	7	-22%	7
		2016	1	1	1	2	1	3	-	-	1	1	3	9	▼	14
	Domestic and Family - Level 1	2017	-	2	-	-	2	2	-	-	-	-	-	6	100%	6
		2016	1	1	-	-	-	1	1	1	-	2	-	3	▲	7
	Domestic and Family - Level 2	2017	-	-	-	-	-	-	-	-	-	-	-	0	-100%	0
		2016	-	-	3	1	-	1	-	-	-	1	1	5	▼	7
	General Civil - Level 2	2017	-	-	2	1	-	2	-	-	-	-	-	5	0%	5
		2016	-	-	1	2	1	-	-	-	-	-	-	5	↔	5
Criminal	General Civil - Level 3	2017	-	1	-	-	1	-	-	-	-	-	-	2	100%	2
		2016	-	-	-	-	1	-	-	-	1	2	-	1	▲	4
	Probates/Wills & Trusts - Level 2	2017	3	-	-	-	-	-	-	-	-	-	-	3	50%	3
		2016	1	-	-	1	-	-	-	-	-	-	1	2	▲	3
	Uncontested Divorce	2017	-	1	3	2	3	-	1	-	-	-	-	10	-23%	10
		2016	2	2	3	4	1	-	1	-	3	4	2	13	▼	23
	Felonies and Related Matters	2017	30	16	30	11	5	6	22	-	-	-	-	120	-18%	120
		2016	40	18	10	25	7	8	38	9	9	8	5	146	▼	182
	Misdemeanor	2017	8	4	6	5	5	2	4	-	-	-	-	34	-6%	34
		2016	3	5	2	8	3	4	11	6	8	4	7	36	▼	65
Miscellaneous	Other Criminally Related Matters	2017	-	4	1	2	2	4	-	-	-	-	-	15	200%	15
		2016	-	2	-	1	1	1	2	-	-	2	-	5	▲	9
Other	Miscellaneous	2017	7	7	16	12	9	12	9	-	-	-	-	72	-31%	72
		2016	17	13	19	15	15	16	9	14	9	12	6	104	▼	157
Other	Other	2017	-	-	-	-	3	-	-	-	-	-	-	3	3	3
		2016	-	-	-	-	-	-	-	-	-	-	-	0	↔	0


January 2016 -- July 2017 Filings

Dashboard

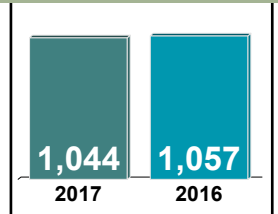
Court: Staunton Circuit
 Start/End Date: Jan-16 / Jul-17
 2016 Average Month: 148
 Jan-Jul 2016: 1,057
 Filings Trending: ↔

Circuit/Court ID: 25
 225790
 Type of Case: Filings
 2017 Average Month: 149
 Jan-Jul 2017 : 1,044
 Overall AVG. Month: 148

Monthly Filings Summary



Jan --- Jul Filings



Filings by Division

		Jan	Feb	Mar	Apr	May	Jun	Jul	Aug	Sep	Oct	Nov	Dec	Thru Jul	% Change	Total
Total	2017	167	159	175	135	130	130	148	-	-	-	-	-	1,044	-1%	1,044
	2016	175	168	136	147	141	142	148	163	142	133	110	168	1,057	▼	1,773
Civil	2017	28	16	29	21	19	18	26	-	-	-	-	-	157	-2%	157
	2016	8	28	18	31	26	25	25	27	20	11	16	33	161	▼	268
Criminal	2017	84	82	93	75	68	75	91	-	-	-	-	-	568	-9%	568
	2016	112	106	75	84	91	68	90	101	85	75	75	106	626	▼	1,068
Miscellaneous	2017	36	40	36	23	34	26	22	-	-	-	-	-	217	-8%	217
	2016	43	34	41	25	23	43	26	32	33	42	16	26	235	▼	384
Other	2017	19	21	17	16	9	11	9	-	-	-	-	-	102	191%	102
	2016	12	-	2	7	1	6	7	3	4	5	3	3	35	▲	53

Filings by Division & Case Category

		Jan	Feb	Mar	Apr	May	Jun	Jul	Aug	Sep	Oct	Nov	Dec	Thru Jul	% Change	Total
Civil	Administrative Law	2017	-	-	1	-	-	-	-	-	-	-	-	1	1	1
		2016	-	-	-	-	-	-	-	1	-	-	-	0	↔	1
	Contested Divorce	2017	-	-	2	1	2	-	-	-	-	-	-	5	-76%	5
		2016	-	3	4	6	5	2	1	3	-	2	2	21	▼	30
	Domestic and Family - Level 1	2017	13	2	1	4	5	1	2	-	-	-	-	28	-15%	28
		2016	-	6	5	5	4	7	6	2	5	-	4	33	▼	49
	Domestic and Family - Level 2	2017	5	3	12	7	6	8	16	-	-	-	-	57	24%	57
		2016	3	11	3	9	5	5	10	3	4	5	3	46	▲	75
	General Civil - Level 1	2017	-	-	-	-	-	-	-	-	-	-	-	0	-100%	0
		2016	2	-	1	1	-	-	-	2	-	-	-	4	▼	6
	General Civil - Level 2	2017	2	6	2	2	3	2	3	-	-	-	-	20	43%	20
		2016	-	3	-	1	3	3	4	5	3	1	2	14	▲	34
Criminal	General Civil - Level 3	2017	1	1	4	6	1	2	-	-	-	-	-	15	67%	15
		2016	1	2	2	1	3	-	-	5	1	2	-	9	▲	18
	Probates/Wills & Trusts - Level 2	2017	2	3	-	-	-	2	1	-	-	-	-	8	60%	8
		2016	1	-	1	-	1	2	-	1	2	1	-	5	▲	9
	Uncontested Divorce	2017	5	1	7	1	2	3	4	-	-	-	-	23	-21%	23
		2016	1	3	2	8	5	6	4	8	2	-	5	29	▼	46
	Felonies and Related Matters	2017	63	74	74	59	52	54	77	-	-	-	-	453	-14%	453
		2016	97	89	68	70	78	52	71	76	62	65	46	525	▼	853
	Misdemeanor	2017	21	8	17	11	8	10	11	-	-	-	-	86	-9%	86
		2016	15	15	7	13	10	16	19	19	18	10	23	95	▼	192
	Other Criminally Related Matters	2017	-	-	2	5	8	11	3	-	-	-	-	29	383%	29
		2016	-	2	-	1	3	-	-	6	5	-	6	6	▲	23
Miscellaneous		2017	36	40	36	23	34	26	22	-	-	-	-	217	-8%	217
		2016	43	34	41	25	23	43	26	32	33	42	16	235	▼	384
Other		2017	19	21	17	16	9	11	9	-	-	-	-	102	191%	102
		2016	12	-	2	7	1	6	7	3	4	5	3	35	▲	53

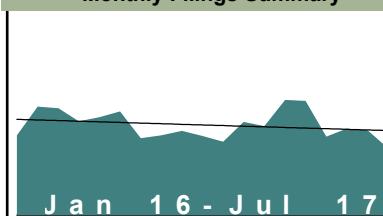
January 2016 -- July 2017 Filings

Dashboard

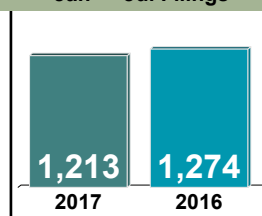
Court: Waynesboro Circuit
 Start/End Date: Jan-16 / Jul-17
 2016 Average Month: 171
 Jan-Jul 2016: 1,274
 Filings Trending: ▼

Circuit/Court ID: 25
 225820
 Type of Case: Filings
 2017 Average Month: 173
 Jan-Jul 2017 : 1,213
 Overall AVG. Month: 172

Monthly Filings Summary



Jan --- Jul Filings



Filings by Division

		Jan	Feb	Mar	Apr	May	Jun	Jul	Aug	Sep	Oct	Nov	Dec	Thru Jul	% Change	Total
Total	2017	170	220	218	150	165	162	128	-	-	-	-	-	1,213	-5%	1,213
	2016	152	207	204	179	187	198	147	152	161	151	140	178	1,274	▼	2,056
Civil	2017	40	57	73	47	35	49	39	-	-	-	-	-	340	1%	340
	2016	43	67	48	42	43	63	31	37	57	45	49	38	337	▲	563
Criminal	2017	73	50	72	40	79	50	37	-	-	-	-	-	401	-10%	401
	2016	50	38	75	63	93	78	48	55	42	42	39	96	445	▼	719
Miscellaneous	2017	24	36	38	28	30	33	30	-	-	-	-	-	219	-6%	219
	2016	36	34	42	33	27	31	30	28	24	35	31	21	233	▼	372
Other	2017	33	77	35	35	21	30	22	-	-	-	-	-	253	-2%	253
	2016	23	68	39	41	24	26	38	32	38	29	21	23	259	▼	402

Filings by Division & Case Category

		Jan	Feb	Mar	Apr	May	Jun	Jul	Aug	Sep	Oct	Nov	Dec	Thru Jul	% Change	Total
Civil	Administrative Law	2017	-	-	-	1	-	1	-	-	-	-	-	2	100%	2
		2016	1	-	-	-	-	-	-	-	-	-	1	1	▲	2
	Contested Divorce	2017	9	11	15	16	6	8	-	-	-	-	-	73	-9%	73
		2016	9	17	14	8	16	10	5	10	8	11	3	80	▼	117
	Domestic and Family - Level 1	2017	-	4	-	1	3	9	-	-	-	-	-	30	-30%	30
		2016	4	8	3	11	2	11	4	4	14	10	9	43	▼	80
	Domestic and Family - Level 2	2017	6	-	8	3	-	1	-	-	-	-	-	20	33%	20
		2016	2	2	1	3	2	4	1	2	2	3	4	15	▲	26
	General Civil - Level 1	2017	2	-	-	-	1	-	-	-	-	-	-	3	200%	3
		2016	1	-	-	-	-	-	-	-	-	1	-	1	▲	2
	General Civil - Level 2	2017	-	2	2	-	4	1	-	-	-	-	-	10	0%	10
		2016	1	2	2	1	1	3	-	2	4	2	4	10	↔	22
	General Civil - Level 3	2017	2	-	-	1	-	10	-	-	-	-	-	14	-18%	14
		2016	-	3	2	3	4	3	2	1	1	2	-	17	▼	21
Criminal	Probates/Wills & Trusts - Level 1	2017	-	-	-	-	-	-	-	-	-	-	-	0	-100%	0
		2016	-	-	1	-	-	-	1	-	-	-	-	1	▼	2
	Probates/Wills & Trusts - Level 2	2017	-	-	-	1	-	1	-	-	-	-	-	2	-60%	2
		2016	-	-	1	2	1	1	1	-	3	-	-	5	▼	9
	Uncontested Divorce	2017	21	40	48	25	20	20	-	-	-	-	-	186	13%	186
		2016	25	35	24	14	17	31	24	26	21	30	17	164	▲	282
	Felonies and Related Matters	2017	59	38	47	28	67	35	-	-	-	-	-	299	-13%	299
		2016	41	26	54	56	67	58	43	39	29	25	71	345	▼	552
	Misdemeanor	2017	11	9	25	12	12	14	-	-	-	-	-	95	8%	95
		2016	9	12	21	7	14	20	5	11	13	14	9	88	▲	138
Miscellaneous	Other Criminally Related Matters	2017	3	3	-	-	-	1	-	-	-	-	-	7	-42%	7
		2016	-	-	-	-	12	-	1	-	-	-	16	12	▼	29
Other	Miscellaneous	2017	24	36	38	28	30	33	-	-	-	-	-	219	-6%	219
		2016	36	34	42	33	27	31	28	24	35	31	21	233	▼	372
Other	Other	2017	33	77	35	35	21	30	-	-	-	-	-	253	-2%	253
		2016	23	68	39	41	24	26	32	38	29	21	23	259	▼	402

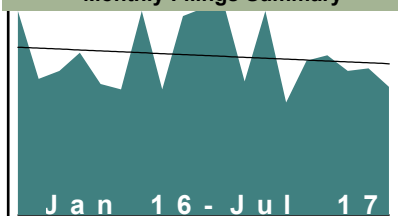
January 2016 -- July 2017 Filings

Dashboard

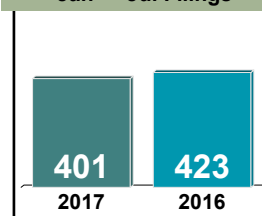
Court: Clarke Circuit
 Start/End Date: Jan-16 / Jul-17
 2016 Average Month: 63
 Jan-Jul 2016: 423
 Filings Trending: ▼

Circuit/Court ID: 26
 226043
 Type of Case: Filings
 2017 Average Month: 57
 Jan-Jul 2017 : 401
 Overall AVG. Month: 61

Monthly Filings Summary



Jan --- Jul Filings



Filings by Division

		Jan	Feb	Mar	Apr	May	Jun	Jul	Aug	Sep	Oct	Nov	Dec	Thru Jul	% Change	Total
Total	2017	78	43	59	61	55	56	49	-	-	-	-	-	401	-5%	401
	2016	78	52	55	62	50	48	78	48	76	79	80	51	423	▼	757
Civil	2017	16	5	10	8	8	6	6	-	-	-	-	-	59	9%	59
	2016	5	5	7	6	11	7	13	15	10	11	21	12	54	▲	123
Criminal	2017	30	7	16	25	27	15	6	-	-	-	-	-	126	-29%	126
	2016	45	16	23	29	18	12	35	11	21	34	18	20	178	▼	282
Miscellaneous	2017	32	31	33	27	20	35	37	-	-	-	-	-	215	13%	215
	2016	28	31	25	27	21	29	30	21	45	34	41	19	191	▲	351
Other	2017	-	-	-	1	-	-	-	-	-	-	-	-	1	1	1
	2016	-	-	-	-	-	-	-	1	-	-	-	-	0	↔	1

Filings by Division & Case Category

		Jan	Feb	Mar	Apr	May	Jun	Jul	Aug	Sep	Oct	Nov	Dec	Thru Jul	% Change	Total
Civil	Administrative Law	2017	-	-	-	-	-	-	-	-	-	-	-	0	-100%	0
		2016	-	-	-	-	-	1	-	-	-	-	-	1	▼	1
	Contested Divorce	2017	1	-	2	-	1	1	-	-	-	-	-	5	-29%	5
		2016	1	1	2	-	1	2	3	1	3	1	2	7	▼	17
	Domestic and Family - Level 1	2017	-	1	2	1	-	2	-	-	-	-	-	7	133%	7
		2016	1	-	-	1	-	-	1	1	1	2	-	3	▲	8
	Domestic and Family - Level 2	2017	-	-	1	-	2	-	-	-	-	-	-	3	50%	3
		2016	-	-	1	1	-	-	-	3	-	1	-	2	▲	6
	General Civil - Level 1	2017	-	-	-	-	-	-	-	-	-	-	-	0	0	0
		2016	-	-	-	-	-	-	-	-	1	-	-	0	↔	1
	General Civil - Level 2	2017	2	1	1	2	-	1	-	-	-	-	-	8	33%	8
		2016	1	-	1	1	-	2	1	2	2	3	2	6	▲	16
	General Civil - Level 3	2017	9	3	2	2	-	-	-	-	-	-	-	16	-20%	16
		2016	1	-	1	2	6	4	6	1	2	10	6	20	▼	40
Criminal	Probates/Wills & Trusts - Level 2	2017	1	-	-	1	1	1	-	-	-	-	-	4	4	4
		2016	-	-	-	-	-	-	3	1	-	-	-	0	↔	4
	Protective Orders	2017	-	-	-	-	-	-	-	-	-	-	-	0	-100%	0
		2016	-	-	-	-	-	1	-	-	-	-	-	1	▼	1
	Uncontested Divorce	2017	3	-	2	2	4	3	2	-	-	-	-	16	14%	16
		2016	1	4	2	1	4	1	6	-	3	4	2	14	▲	29
	Felonies and Related Matters	2017	18	2	7	18	21	10	2	-	-	-	-	78	-45%	78
		2016	33	12	18	26	13	11	29	6	11	31	10	142	▼	215
	Misdemeanor	2017	8	4	9	6	5	5	4	-	-	-	-	41	32%	41
Miscellaneous		2016	10	4	3	3	5	1	5	5	9	1	6	31	▲	57
	Other Criminally Related Matters	2017	4	1	-	1	1	-	-	-	-	-	-	7	40%	7
		2016	2	-	2	-	-	1	-	1	2	2	-	5	▲	10
	Miscellaneous	2017	32	31	33	27	20	35	37	-	-	-	-	215	13%	215
		2016	28	31	25	27	21	29	30	21	45	34	41	191	▲	351
	Other	2017	-	-	-	1	-	-	-	-	-	-	-	1	1	1
		2016	-	-	-	-	-	-	1	-	-	-	-	0	↔	1


January 2016 -- July 2017 Filings

Dashboard

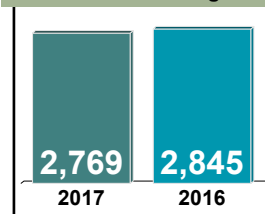
Court: Frederick Circuit
Start/End Date: Jan-16 / Jul-17
2016 Average Month: 389
Jan-Jul 2016: 2,845
Filings Trending: ▼

Circuit/Court ID: 26
226069
Type of Case: Filings
2017 Average Month: 396
Jan-Jul 2017 : 2,769
Overall AVG. Month: 391

Monthly Filings Summary



Jan --- Jul Filings



Filings by Division

		Jan	Feb	Mar	Apr	May	Jun	Jul	Aug	Sep	Oct	Nov	Dec	Thru Jul	% Change	Total
Total	2017	339	438	456	358	417	396	365	-	-	-	-	-	2,769	-3%	2,769
	2016	373	438	467	352	419	393	403	349	308	462	413	291	2,845	▼	4,668
Civil	2017	47	48	52	43	55	58	55	-	-	-	-	-	358	1%	358
	2016	33	56	59	50	67	42	46	45	38	43	43	44	353	▲	566
Criminal	2017	115	184	230	126	218	190	155	-	-	-	-	-	1,218	-5%	1,218
	2016	168	162	185	170	226	197	171	161	112	239	212	109	1,279	▼	2,112
Miscellaneous	2017	177	206	172	189	144	148	155	-	-	-	-	-	1,191	-2%	1,191
	2016	172	220	223	132	126	154	186	143	158	180	158	136	1,213	▼	1,988
Other	2017	-	-	2	-	-	-	-	-	-	-	-	-	2	2	2
	2016	-	-	-	-	-	-	-	-	-	-	-	2	0	↔	2

Filings by Division & Case Category

		Jan	Feb	Mar	Apr	May	Jun	Jul	Aug	Sep	Oct	Nov	Dec	Thru Jul	% Change	Total
Civil	Administrative Law 2017	-	-	-	-	-	1	-	-	-	-	-	-	1	-50%	1
	2016	-	-	-	-	-	1	1	-	2	2	-	-	2	▼	6
	Contested Divorce 2017	14	7	9	7	14	3	8	-	-	-	-	-	62	-2%	62
	2016	7	7	8	13	12	7	9	8	5	7	5	6	63	▼	94
	Domestic and Family - Level 1 2017	4	5	6	6	5	5	3	-	-	-	-	-	34	3%	34
	2016	-	5	3	4	6	7	8	6	6	4	3	4	33	▲	56
	Domestic and Family - Level 2 2017	2	2	5	2	3	2	5	-	-	-	-	-	21	17%	21
	2016	2	-	4	4	3	2	3	-	-	3	5	1	18	▲	27
	General Civil - Level 1 2017	-	-	-	-	-	1	-	-	-	-	-	-	1	-75%	1
	2016	-	1	1	-	2	-	-	-	1	-	-	1	4	▼	6
	General Civil - Level 2 2017	12	3	12	8	9	13	9	-	-	-	-	-	66	47%	66
	2016	4	11	11	4	7	5	3	5	9	7	6	11	45	▲	83
	General Civil - Level 3 2017	1	2	2	5	2	2	5	-	-	-	-	-	19	-27%	19
	2016	1	10	1	1	6	3	4	2	4	2	2	3	26	▼	39
Criminal	Probates/Wills & Trusts - Level 1 2017	1	1	-	-	-	-	-	-	-	-	-	-	2	2	2
	2016	-	-	-	-	-	-	-	-	-	-	-	-	0	↔	0
	Probates/Wills & Trusts - Level 2 2017	2	3	2	4	3	1	4	-	-	-	-	-	19	46%	19
	2016	2	1	2	2	4	1	1	2	1	1	3	4	13	▲	24
	Uncontested Divorce 2017	11	25	16	11	19	30	21	-	-	-	-	-	133	-11%	133
	2016	17	21	29	22	27	16	17	22	10	17	19	14	149	▼	231
	Capital Murder 2017	-	1	-	-	-	-	-	-	-	-	-	-	1	-75%	1
	2016	-	-	4	-	-	-	-	-	-	-	-	-	4	▼	4
	Felonies and Related Matters 2017	96	153	194	98	159	160	124	-	-	-	-	-	984	-4%	984
	2016	136	132	139	130	188	161	143	143	88	194	153	80	1,029	▼	1,687
Miscellaneous	Misdemeanor 2017	17	28	32	18	54	25	27	-	-	-	-	-	201	-8%	201
	2016	28	27	32	34	36	33	28	15	20	36	47	27	218	▼	363
	Other Criminally Related Matters 2017	2	2	4	10	5	5	4	-	-	-	-	-	32	14%	32
	2016	4	3	10	6	2	3	-	3	4	9	12	2	28	▲	58
Other	2017	177	206	172	189	144	148	155	-	-	-	-	-	1,191	-2%	1,191
	2016	172	220	223	132	126	154	186	143	158	180	158	136	1,213	▼	1,988
Other	2017	-	-	2	-	-	-	-	-	-	-	-	-	2	2	2
	2016	-	-	-	-	-	-	-	-	-	-	-	2	0	↔	2


January 2016 -- July 2017 Filings

Dashboard

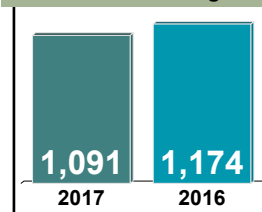
Court: Page Circuit
 Start/End Date: Jan-16 / Jul-17
 2016 Average Month: 169
 Jan-Jul 2016: 1,174
 Filings Trending: ▼

Circuit/Court ID: 26
 226139
 Type of Case: Filings
 2017 Average Month: 156
 Jan-Jul 2017 : 1,091
 Overall AVG. Month: 164

Monthly Filings Summary



Jan --- Jul Filings



Filings by Division

		Jan	Feb	Mar	Apr	May	Jun	Jul	Aug	Sep	Oct	Nov	Dec	Thru Jul	% Change	Total
Total	2017	132	194	176	126	145	165	153	-	-	-	-	-	1,091	-7%	1,091
	2016	242	198	173	190	157	101	113	134	275	156	153	130	1,174	▼	2,022
Civil	2017	13	17	24	13	14	19	13	-	-	-	-	-	113	1%	113
	2016	10	19	18	4	24	17	20	15	14	14	12	12	112	▲	179
Criminal	2017	76	121	87	84	91	95	100	-	-	-	-	-	654	-7%	654
	2016	161	106	94	147	97	48	51	78	212	83	80	69	704	▼	1,226
Miscellaneous	2017	40	51	64	29	40	51	38	-	-	-	-	-	313	-9%	313
	2016	71	71	57	34	35	36	41	40	49	56	60	49	345	▼	599
Other	2017	3	5	1	-	-	-	2	-	-	-	-	-	11	-15%	11
	2016	-	2	4	5	1	-	1	1	-	3	1	-	13	▼	18

Filings by Division & Case Category

		Jan	Feb	Mar	Apr	May	Jun	Jul	Aug	Sep	Oct	Nov	Dec	Thru Jul	% Change	Total
Civil	Contested Divorce	2017	-	2	3	1	1	1	3	-	-	-	-	11	-50%	11
		2016	-	5	5	2	3	2	5	4	2	1	2	22	▼	31
	Domestic and Family - Level 1	2017	-	-	-	-	2	1	-	-	-	-	-	3	-63%	3
		2016	3	-	-	-	1	3	1	-	1	1	-	8	▼	10
	Domestic and Family - Level 2	2017	1	1	1	1	1	2	2	-	-	-	-	9	80%	9
		2016	-	-	-	-	-	1	4	2	1	2	1	5	▲	11
	General Civil - Level 1	2017	-	-	-	-	-	1	-	-	-	-	-	1	1	1
		2016	-	-	-	-	-	-	-	-	-	-	-	0	↔	0
	General Civil - Level 2	2017	2	1	3	4	2	3	1	-	-	-	-	16	-16%	16
		2016	1	3	4	-	5	3	3	2	4	-	1	19	▼	28
	General Civil - Level 3	2017	1	-	5	-	1	3	3	-	-	-	-	13	8%	13
		2016	1	-	5	-	3	1	2	1	1	4	3	12	▲	25
	Probates/Wills & Trusts - Level 1	2017	-	1	1	-	-	-	-	-	-	-	-	2	100%	2
		2016	-	-	-	-	1	-	-	1	-	1	-	1	▲	3
Criminal	Probates/Wills & Trusts - Level 2	2017	1	1	1	-	1	-	-	-	-	-	-	4	33%	4
		2016	1	-	-	1	1	-	-	1	-	1	1	3	▲	6
	Protective Orders	2017	-	-	1	-	-	-	-	-	-	-	-	1	1	1
		2016	-	-	-	-	-	-	-	-	-	-	-	0	↔	0
	Uncontested Divorce	2017	8	11	9	7	6	8	4	-	-	-	-	53	26%	53
		2016	4	11	4	1	10	7	5	7	4	6	4	42	▲	65
	Capital Murder	2017	-	-	-	-	-	-	-	-	-	-	-	0	0	0
		2016	-	-	-	-	-	-	4	-	-	-	-	0	↔	4
	Felonies and Related Matters	2017	55	75	55	46	68	82	74	-	-	-	-	455	-11%	455
		2016	76	97	79	118	68	33	38	56	165	59	51	509	▼	891
	Misdemeanor	2017	21	42	29	38	21	11	23	-	-	-	-	185	50%	185
		2016	29	8	15	26	27	5	13	18	40	20	29	123	▲	237
	Other Criminally Related Matters	2017	-	4	3	-	2	2	3	-	-	-	-	14	-81%	14
		2016	56	1	-	3	2	10	-	-	7	4	11	72	▼	94
Miscellaneous		2017	40	51	64	29	40	51	38	-	-	-	-	313	-9%	313
		2016	71	71	57	34	35	36	41	40	49	56	60	345	▼	599
Other		2017	3	5	1	-	-	-	2	-	-	-	-	11	-15%	11
		2016	-	2	4	5	1	-	1	1	-	3	1	13	▼	18

January 2016 -- July 2017 Filings

Dashboard

Court: Rockingham Circuit

Start/End Date: Jan-16 / Jul-17

2016 Average Month: 578

Jan-Jul 2016: 4,153

Filings Trending: ↔

Circuit/Court ID: 26

226165


Type of Case: Filings

2017 Average Month:591

Jan-Jul 2017 : 4,135

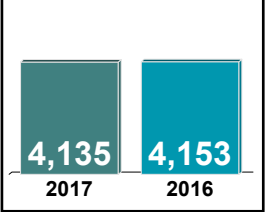
Overall AVG. Month: 583

Monthly Filings Summary



Jan 16 - Jul 17

Jan --- Jul Filings



4,135 2017 4,153 2016

Filings by Division																
		Jan	Feb	Mar	Apr	May	Jun	Jul	Aug	Sep	Oct	Nov	Dec	Thru Jul	% Change	Total
Total	2017	607	631	565	506	743	565	518	-	-	-	-	-	4,135	0%	4,135
	2016	566	647	638	570	523	603	606	536	556	555	568	568	4,153	▼	6,936
Civil	2017	102	105	89	70	126	88	65	-	-	-	-	-	645	5%	645
	2016	73	74	89	90	83	128	79	109	118	90	88	126	616	▲	1,147
Criminal	2017	237	217	206	204	346	229	248	-	-	-	-	-	1,687	-3%	1,687
	2016	186	247	271	256	250	235	295	186	210	212	248	217	1,740	▼	2,813
Miscellaneous	2017	181	240	217	180	174	162	131	-	-	-	-	-	1,285	-3%	1,285
	2016	239	256	219	158	125	175	156	177	167	198	166	165	1,328	▼	2,201
Other	2017	87	69	53	52	97	86	74	-	-	-	-	-	518	10%	518
	2016	68	70	59	66	65	65	76	64	61	55	66	60	469	▲	775

Filings by Division & Case Category																
		Jan	Feb	Mar	Apr	May	Jun	Jul	Aug	Sep	Oct	Nov	Dec	Thru Jul	% Change	Total
Civil	Administrative Law	2017	-	1	-	1	1	2	-	-	-	-	-	5	67%	5
		2016	-	1	1	1	-	-	1	2	-	-	-	3	▲	6
	Contested Divorce	2017	20	19	15	12	21	10	5	-	-	-	-	102	10%	102
		2016	9	11	15	14	14	17	13	17	32	13	16	93	▲	188
	Domestic and Family - Level 1	2017	11	5	7	6	50	17	11	-	-	-	-	107	24%	107
		2016	8	7	5	3	9	45	9	2	10	9	7	86	▲	123
	Domestic and Family - Level 2	2017	4	10	10	6	5	8	1	-	-	-	-	44	-14%	44
		2016	9	4	3	20	4	7	4	6	12	3	4	51	▼	82
	General Civil - Level 1	2017	2	1	4	-	-	1	-	-	-	-	-	8	167%	8
		2016	1	-	-	-	-	1	1	2	1	1	-	3	▲	8
	General Civil - Level 2	2017	13	23	23	16	15	16	10	-	-	-	-	116	15%	116
		2016	10	12	17	19	16	13	14	27	24	15	10	101	▲	199
	General Civil - Level 3	2017	5	5	2	2	4	5	7	-	-	-	-	30	-14%	30
		2016	7	6	7	1	6	5	3	11	4	7	6	21	▼	84
Criminal	Probates/Wills & Trusts - Level 1	2017	-	1	-	-	-	1	-	-	-	-	-	2	-33%	2
		2016	-	-	-	1	-	2	-	1	-	1	-	3	▼	5
	Probates/Wills & Trusts - Level 2	2017	-	2	2	2	1	5	-	-	-	-	-	12	-8%	12
		2016	1	2	5	2	2	1	-	3	1	2	1	13	▼	20
	Protective Orders	2017	2	2	1	2	1	1	4	-	-	-	-	13	30%	13
		2016	-	-	-	2	1	4	3	1	-	2	4	10	▲	17
	Uncontested Divorce	2017	45	36	25	23	28	23	26	-	-	-	-	206	-6%	206
		2016	28	31	36	27	31	33	32	38	32	38	36	218	▼	415
	Capital Murder	2017	-	-	-	-	-	-	-	-	-	-	-	0	-100%	0
		2016	-	-	-	1	-	-	-	-	-	-	-	1	▼	1
	Felonies and Related Matters	2017	188	166	152	170	277	192	207	-	-	-	-	1,352	1%	1,352
		2016	150	175	202	204	203	179	232	142	161	171	195	1,345	▲	2,186
	Misdemeanor	2017	45	48	42	30	58	34	33	-	-	-	-	290	-17%	290
		2016	27	62	65	45	45	49	55	28	44	32	44	348	▼	538
	Other Criminally Related Matters	2017	4	3	12	4	11	3	8	-	-	-	-	45	-2%	45
		2016	9	10	4	6	2	7	8	16	5	9	9	46	▼	88
Miscellaneous	2017	181	240	217	180	174	162	131	-	-	-	-	-	1,285	-3%	1,285
	2016	239	256	219	158	125	175	156	177	167	198	166	165	1,328	▼	2,201
Other	2017	87	69	53	52	97	86	74	-	-	-	-	-	518	10%	518
	2016	68	70	59	66	65	65	76	64	61	55	66	60	469	▲	775

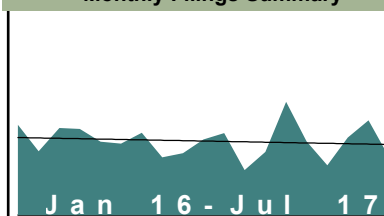
January 2016 -- July 2017 Filings

Dashboard

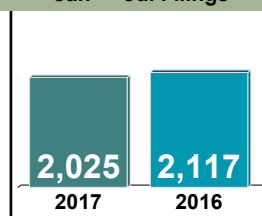
Court: Shenandoah Circuit
 Start/End Date: Jan-16 / Jul-17
 2016 Average Month: 279
 Jan-Jul 2016: 2,117
 Filings Trending: ▼

Circuit/Court ID: 26
 226171
 Type of Case: Filings
 2017 Average Month: 289
 Jan-Jul 2017 : 2,025
 Overall AVG. Month: 283

Monthly Filings Summary



Jan --- Jul Filings



Filings by Division

		Jan	Feb	Mar	Apr	May	Jun	Jul	Aug	Sep	Oct	Nov	Dec	Thru Jul	% Change	Total
Total	2017	241	433	281	190	296	362	222	-	-	-	-	-	2,025	-4%	2,025
	2016	345	244	332	329	280	273	314	220	236	289	313	172	2,117	▼	3,347
Civil	2017	24	26	22	22	39	35	23	-	-	-	-	-	191	10%	191
	2016	22	17	30	33	18	21	32	33	24	30	21	26	173	▲	307
Criminal	2017	83	259	133	49	124	140	90	-	-	-	-	-	878	2%	878
	2016	126	95	98	177	129	109	129	87	70	118	168	51	863	▲	1,357
Miscellaneous	2017	109	109	102	87	80	103	82	-	-	-	-	-	672	0%	672
	2016	117	104	118	82	76	77	96	84	106	123	84	74	670	▲	1,141
Other	2017	25	39	24	32	53	84	27	-	-	-	-	-	284	-31%	284
	2016	80	28	86	37	57	66	57	16	36	18	40	21	411	▼	542

Filings by Division & Case Category

		Jan	Feb	Mar	Apr	May	Jun	Jul	Aug	Sep	Oct	Nov	Dec	Thru Jul	% Change	Total
Civil	Administrative Law	2017	-	-	-	1	1	-	-	-	-	-	-	2	2	2
		2016	-	-	-	-	-	-	-	-	-	-	-	0	↔	0
	Contested Divorce	2017	3	5	7	5	3	5	-	-	-	-	-	30	-14%	30
		2016	7	5	-	8	6	7	3	5	3	3	3	35	▼	52
	Domestic and Family - Level 1	2017	3	6	1	2	10	5	1	-	-	-	-	28	47%	28
		2016	6	-	6	6	1	-	6	1	8	3	1	19	▲	38
	Domestic and Family - Level 2	2017	-	-	2	1	3	1	-	-	-	-	-	7	-42%	7
		2016	-	3	2	4	-	3	-	2	-	2	2	12	▼	18
	General Civil - Level 1	2017	1	-	-	-	-	-	-	-	-	-	-	1	-50%	1
		2016	-	-	1	-	1	-	-	2	1	1	1	2	▼	7
	General Civil - Level 2	2017	4	3	2	3	7	9	-	-	-	-	-	35	9%	35
		2016	2	1	9	2	1	6	11	4	7	8	4	32	▲	59
	General Civil - Level 3	2017	3	3	-	2	-	4	1	-	-	-	-	13	86%	13
		2016	2	-	1	1	-	1	2	5	6	1	1	7	▲	20
Criminal	Probates/Wills & Trusts - Level 1	2017	-	-	-	-	-	-	-	-	-	-	-	0	-100%	0
		2016	1	1	1	-	-	-	-	-	-	-	-	3	▼	3
	Probates/Wills & Trusts - Level 2	2017	1	-	-	3	1	2	-	-	-	-	-	7	0%	7
		2016	1	1	1	3	1	-	2	1	1	-	4	7	↔	15
	Uncontested Divorce	2017	9	9	10	6	14	11	9	-	-	-	-	68	21%	68
		2016	3	6	9	9	8	9	12	13	6	7	10	56	▲	95
	Capital Murder	2017	-	-	-	-	-	-	-	-	-	-	-	0	0	0
		2016	-	-	-	-	-	-	-	-	-	1	-	0	↔	1
	Felonies and Related Matters	2017	52	227	74	23	77	79	60	-	-	-	-	592	-11%	592
		2016	99	71	74	156	87	67	108	49	44	78	130	662	▼	991
Miscellaneous	Misdemeanor	2017	28	30	55	21	42	34	22	-	-	-	-	232	25%	232
		2016	27	23	18	17	42	41	18	37	22	34	23	186	▲	336
	Other Criminally Related Matters	2017	3	2	4	5	5	27	8	-	-	-	-	54	260%	54
		2016	-	1	6	4	-	1	3	1	4	6	3	15	▲	29
Other	Miscellaneous	2017	109	109	102	87	80	103	82	-	-	-	-	672	0%	672
		2016	117	104	118	82	76	77	96	84	106	123	84	670	▲	1,141
Other	Other	2017	25	39	24	32	53	84	27	-	-	-	-	284	-31%	284
		2016	80	28	86	37	57	66	57	16	36	18	40	411	▼	542

January 2016 -- July 2017 Filings

Dashboard

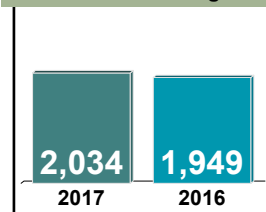
Court: Warren Circuit
 Start/End Date: Jan-16 / Jul-17
 2016 Average Month: 277
 Jan-Jul 2016: 1,949
 Filings Trending: ▲

Circuit/Court ID: 26
 226187
 Type of Case: Filings
 2017 Average Month: 291
 Jan-Jul 2017 : 2,034
 Overall AVG. Month: 282

Monthly Filings Summary



Jan --- Jul Filings



Filings by Division

		Jan	Feb	Mar	Apr	May	Jun	Jul	Aug	Sep	Oct	Nov	Dec	Thru Jul	% Change	Total
Total	2017	309	294	395	244	239	317	236	-	-	-	-	-	2,034	4%	2,034
	2016	248	271	354	265	225	304	282	269	283	265	285	277	1,949	▲	3,328
Civil	2017	42	46	65	44	31	59	47	-	-	-	-	-	334	-1%	334
	2016	27	76	39	48	40	65	42	47	56	46	52	41	337	▼	579
Criminal	2017	123	61	156	77	58	67	71	-	-	-	-	-	613	-10%	613
	2016	60	48	160	77	94	109	130	113	108	63	101	101	678	▼	1,164
Miscellaneous	2017	92	110	107	68	94	91	87	-	-	-	-	-	649	-2%	649
	2016	110	107	118	86	66	93	84	76	87	116	101	101	664	▼	1,145
Other	2017	52	77	67	55	56	100	31	-	-	-	-	-	438	62%	438
	2016	51	40	37	54	25	37	26	33	32	40	31	34	270	▲	440

Filings by Division & Case Category

		Jan	Feb	Mar	Apr	May	Jun	Jul	Aug	Sep	Oct	Nov	Dec	Thru Jul	% Change	Total
Civil	Administrative Law	2017	-	-	-	-	-	-	-	-	-	-	-	0	0	0
		2016	-	-	-	-	-	-	1	-	-	1	-	0	↔	2
	Contested Divorce	2017	11	8	12	8	9	10	4	-	-	-	-	62	-10%	62
		2016	9	13	8	10	8	12	9	10	11	11	9	69	▼	125
	Domestic and Family - Level 1	2017	3	13	10	6	-	7	-	-	-	-	-	39	-3%	39
		2016	-	21	2	3	1	6	2	6	3	17	5	40	▼	73
	Domestic and Family - Level 2	2017	1	2	2	1	2	6	2	-	-	-	-	16	129%	16
		2016	-	1	-	-	5	-	3	2	1	-	1	7	▲	14
	General Civil - Level 1	2017	-	-	-	-	-	1	-	-	-	-	-	1	0%	1
		2016	-	1	-	-	-	-	1	1	-	-	-	1	↔	3
	General Civil - Level 2	2017	4	3	10	6	2	6	9	-	-	-	-	40	-25%	40
		2016	2	15	5	8	7	12	4	3	7	5	4	53	▼	79
	General Civil - Level 3	2017	3	3	3	3	6	3	4	-	-	-	-	25	25%	25
		2016	2	6	2	2	5	1	4	-	-	1	1	20	▲	26
Criminal	Probates/Wills & Trusts - Level 1	2017	-	-	1	-	-	-	-	-	-	-	-	1	1	1
		2016	-	-	-	-	-	-	-	-	-	-	-	0	↔	0
	Probates/Wills & Trusts - Level 2	2017	2	-	2	1	-	1	3	-	-	-	-	9	200%	9
		2016	-	-	-	1	1	1	-	1	1	1	1	3	▲	8
	Protective Orders	2017	-	-	-	-	-	-	-	-	-	-	-	0	-100%	0
		2016	-	1	2	-	1	1	-	1	1	-	-	5	▼	7
	Uncontested Divorce	2017	18	17	25	19	12	32	18	-	-	-	-	141	1%	141
		2016	14	18	20	24	15	28	20	21	27	21	14	139	▲	242
	Felonies and Related Matters	2017	101	50	128	58	46	47	59	-	-	-	-	489	-3%	489
		2016	42	37	120	57	75	78	97	74	74	46	88	506	▼	867
Miscellaneous	Misdemeanor	2017	21	8	26	17	7	10	10	-	-	-	-	99	-25%	99
		2016	16	8	34	18	13	22	21	24	26	15	13	132	▼	226
	Other Criminally Related Matters	2017	1	3	2	2	5	10	2	-	-	-	-	25	-38%	25
		2016	2	3	6	2	6	9	12	15	8	2	6	40	▼	71
Other		2017	92	110	107	68	94	91	87	-	-	-	-	649	-2%	649
		2016	110	107	118	86	66	93	84	76	87	116	101	664	▼	1,145
Other		2017	52	77	67	55	56	100	31	-	-	-	-	438	62%	438
		2016	51	40	37	54	25	37	26	33	32	40	31	270	▲	440


January 2016 -- July 2017 Filings

Dashboard

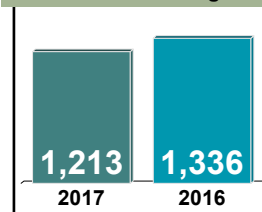
Court: Winchester Circuit
 Start/End Date: Jan-16 / Jul-17
 2016 Average Month: 188
 Jan-Jul 2016: 1,336
 Filings Trending: ▼

Circuit/Court ID: 26
 226840
 Type of Case: Filings
 2017 Average Month: 173
 Jan-Jul 2017 : 1,213
 Overall AVG. Month: 183

Monthly Filings Summary



Jan --- Jul Filings



Filings by Division

		Jan	Feb	Mar	Apr	May	Jun	Jul	Aug	Sep	Oct	Nov	Dec	Thru Jul	% Change	Total
Total	2017	184	167	227	143	190	160	142	-	-	-	-	-	1,213	-9%	1,213
	2016	197	215	213	186	134	199	192	229	169	200	148	175	1,336	▼	2,257
Civil	2017	31	26	34	13	25	23	16	-	-	-	-	-	168	0%	168
	2016	11	22	33	22	19	33	28	28	27	31	22	19	168	↔	295
Criminal	2017	105	101	150	94	124	94	82	-	-	-	-	-	750	-20%	750
	2016	144	158	149	136	91	132	128	164	101	123	92	120	938	▼	1,538
Miscellaneous	2017	45	37	41	34	40	42	42	-	-	-	-	-	281	25%	281
	2016	40	35	29	28	24	34	35	36	39	44	33	32	225	▲	409
Other	2017	3	3	2	2	1	1	2	-	-	-	-	-	14	180%	14
	2016	2	-	2	-	-	-	1	1	2	2	1	4	5	▲	15

Filings by Division & Case Category

		Jan	Feb	Mar	Apr	May	Jun	Jul	Aug	Sep	Oct	Nov	Dec	Thru Jul	% Change	Total
Civil	Administrative Law 2017	1	-	-	-	-	-	-	-	-	-	-	-	1	-75%	1
	2016	1	-	2	-	-	-	1	-	1	2	-	-	4	▼	7
	Contested Divorce 2017	3	2	5	-	3	3	2	-	-	-	-	-	18	6%	18
	2016	3	3	4	-	4	3	-	3	-	2	4	2	17	▲	28
	Domestic and Family - Level 1 2017	7	8	10	3	2	6	5	-	-	-	-	-	41	-11%	41
	2016	1	1	11	8	4	8	13	3	6	3	5	1	46	▼	64
	Domestic and Family - Level 2 2017	1	-	-	-	2	1	-	-	-	-	-	-	4	-64%	4
	2016	-	-	5	3	-	3	-	4	2	1	2	2	11	▼	22
	General Civil - Level 1 2017	2	1	-	1	1	2	1	-	-	-	-	-	8	100%	8
	2016	-	1	-	-	-	1	2	-	2	3	-	1	4	▲	10
	General Civil - Level 2 2017	6	3	9	5	4	3	2	-	-	-	-	-	32	-6%	32
	2016	3	4	4	4	8	7	4	6	4	7	3	7	34	▼	61
	General Civil - Level 3 2017	2	2	1	-	3	1	-	-	-	-	-	-	9	0%	9
	2016	1	3	2	-	1	1	1	-	1	5	2	2	9	↔	19
Criminal	Probates/Wills & Trusts - Level 1 2017	-	-	-	-	1	-	-	-	-	-	-	-	1	1	1
	2016	-	-	-	-	-	-	-	-	-	-	-	-	0	↔	0
	Probates/Wills & Trusts - Level 2 2017	-	3	1	-	1	1	2	-	-	-	-	-	8	60%	8
	2016	-	2	1	1	-	-	1	1	-	2	-	-	5	▲	8
	Uncontested Divorce 2017	9	7	8	4	8	6	4	-	-	-	-	-	46	21%	46
	2016	2	8	4	6	2	10	6	11	11	6	6	4	38	▲	76
	Felonies and Related Matters 2017	77	69	117	63	95	75	67	-	-	-	-	-	563	-22%	563
	2016	102	130	109	114	79	102	86	137	79	99	76	81	722	▼	1,194
	Misdemeanor 2017	26	30	30	30	27	16	15	-	-	-	-	-	174	-15%	174
	2016	41	25	38	21	10	28	41	22	18	22	16	35	204	▼	317
Miscellaneous	Other Criminally Related Matters 2017	2	2	3	1	2	3	-	-	-	-	-	-	13	8%	13
	2016	1	3	2	1	2	2	1	5	4	2	-	4	12	▲	27
Other	Miscellaneous 2017	45	37	41	34	40	42	42	-	-	-	-	-	281	25%	281
	2016	40	35	29	28	24	34	35	36	39	44	33	32	225	▲	409
Other	Other 2017	3	3	2	2	1	1	2	-	-	-	-	-	14	180%	14
	2016	2	-	2	-	-	-	1	1	2	2	1	4	5	▲	15


January 2016 -- July 2017 Filings

Dashboard

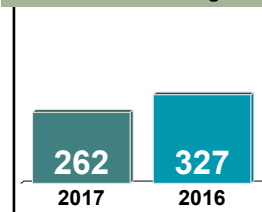
Court: Bland Circuit
 Start/End Date: Jan-16 / Jul-17
 2016 Average Month: 41
 Jan-Jul 2016: 327
 Filings Trending: ▼

Circuit/Court ID: 27
 227021
 Type of Case: Filings
 2017 Average Month: 37
 Jan-Jul 2017 : 262
 Overall AVG. Month: 40

Monthly Filings Summary



Jan --- Jul Filings



Filings by Division

		Jan	Feb	Mar	Apr	May	Jun	Jul	Aug	Sep	Oct	Nov	Dec	Thru Jul	% Change	Total
Total	2017	26	38	51	32	50	40	25	-	-	-	-	-	262	-20%	262
	2016	58	63	51	32	46	44	33	31	29	34	31	39	327	▼	491
Civil	2017	5	5	9	4	7	6	2	-	-	-	-	-	38	-3%	38
	2016	4	8	5	2	5	7	8	3	3	6	2	7	39	▼	60
Criminal	2017	7	7	19	8	17	5	2	-	-	-	-	-	65	-34%	65
	2016	10	15	13	4	31	18	8	11	8	1	13	16	99	▼	148
Miscellaneous	2017	13	26	21	20	26	29	21	-	-	-	-	-	156	-16%	156
	2016	44	39	33	26	10	17	17	17	18	26	16	15	186	▼	278
Other	2017	1	-	2	-	-	-	-	-	-	-	-	-	3	0%	3
	2016	-	1	-	-	-	2	-	-	-	1	-	1	3	↔	5

Filings by Division & Case Category

		Jan	Feb	Mar	Apr	May	Jun	Jul	Aug	Sep	Oct	Nov	Dec	Thru Jul	% Change	Total
Civil	Administrative Law	2017	1	-	-	-	-	-	-	-	-	-	-	1	0%	1
		2016	-	1	-	-	-	-	-	-	-	-	-	1	↔	1
	Contested Divorce	2017	1	2	-	1	1	2	-	-	-	-	-	7	-13%	7
		2016	1	4	2	-	-	1	-	1	2	1	1	8	▼	13
	Domestic and Family - Level 1	2017	-	-	2	-	1	-	-	-	-	-	-	3	-25%	3
		2016	1	-	-	1	-	2	-	-	-	-	-	4	▼	4
	Domestic and Family - Level 2	2017	-	-	-	-	-	-	-	-	-	-	-	0	0	0
		2016	-	-	-	-	-	-	-	-	1	-	-	0	↔	1
	General Civil - Level 1	2017	-	-	-	-	-	-	-	-	-	-	-	0	0	0
		2016	-	-	-	-	-	-	-	-	-	1	-	0	↔	1
	General Civil - Level 2	2017	1	1	3	2	1	3	-	-	-	-	-	12	33%	12
		2016	1	1	-	-	2	3	-	1	-	-	2	9	▲	12
Criminal	General Civil - Level 3	2017	-	-	1	-	-	-	-	-	-	-	-	1	-67%	1
		2016	-	1	-	-	1	1	-	-	-	-	1	3	▼	4
	Probates/Wills & Trusts - Level 2	2017	-	-	1	-	-	-	-	-	-	-	-	1	1	1
		2016	-	-	-	-	-	-	-	-	-	-	-	0	↔	0
	Uncontested Divorce	2017	2	2	2	1	4	1	-	-	-	-	-	13	-7%	13
		2016	1	1	3	1	2	5	1	3	1	3	3	14	▼	24
	Felonies and Related Matters	2017	6	6	19	6	17	3	2	-	-	-	-	59	-36%	59
		2016	10	15	12	4	29	17	5	6	5	1	10	92	▼	129
	Misdemeanor	2017	1	-	-	1	-	2	-	-	-	-	-	4	-43%	4
		2016	-	-	1	-	2	1	3	2	1	3	1	7	▼	14
	Other Criminally Related Matters	2017	-	1	-	1	-	-	-	-	-	-	-	2	2	2
		2016	-	-	-	-	-	-	3	2	-	-	-	0	↔	5
Miscellaneous		2017	13	26	21	20	26	29	21	-	-	-	-	156	-16%	156
		2016	44	39	33	26	10	17	17	17	18	26	16	186	▼	278
Other		2017	1	-	2	-	-	-	-	-	-	-	-	3	0%	3
		2016	-	1	-	-	-	2	-	-	-	1	-	3	↔	5

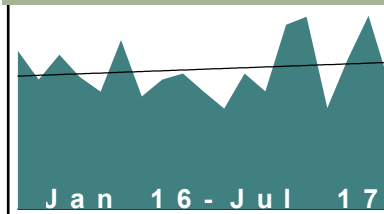
January 2016 -- July 2017 Filings

Dashboard

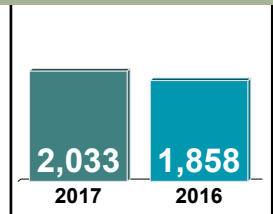
Court: Carroll Circuit
 Start/End Date: Jan-16 / Jul-17
 2016 Average Month: 253
 Jan-Jul 2016: 1,858
 Filings Trending: ▲

Circuit/Court ID: 27
 227035
 Type of Case: Filings
 2017 Average Month: 290
 Jan-Jul 2017 : 2,033
 Overall AVG. Month: 267

Monthly Filings Summary



Jan --- Jul Filings



Filings by Division

		Jan	Feb	Mar	Apr	May	Jun	Jul	Aug	Sep	Oct	Nov	Dec	Thru Jul	% Change	Total
Total	2017	225	352	367	193	286	369	241	-	-	-	-	-	2,033	9%	2,033
	2016	302	247	295	252	224	323	215	247	259	225	192	259	1,858	▲	3,040
Civil	2017	31	26	51	29	18	37	25	-	-	-	-	-	217	10%	217
	2016	18	28	34	26	43	30	19	31	23	34	12	27	198	▲	325
Criminal	2017	85	186	137	71	156	218	107	-	-	-	-	-	960	20%	960
	2016	127	69	119	100	99	197	86	111	115	102	76	144	797	▲	1,345
Miscellaneous	2017	96	117	144	86	93	91	93	-	-	-	-	-	720	0%	720
	2016	130	120	122	110	68	79	89	83	103	80	86	69	718	▲	1,139
Other	2017	13	23	35	7	19	23	16	-	-	-	-	-	136	-6%	136
	2016	27	30	20	16	14	17	21	22	18	9	18	19	145	▼	231

Filings by Division & Case Category

		Jan	Feb	Mar	Apr	May	Jun	Jul	Aug	Sep	Oct	Nov	Dec	Thru Jul	% Change	Total
Civil	Administrative Law	2017	-	-	-	-	-	1	-	-	-	-	-	1	0%	1
		2016	-	-	-	-	1	-	-	-	1	-	-	1	↔	2
	Contested Divorce	2017	4	2	3	5	4	5	3	-	-	-	-	26	4%	26
		2016	4	5	2	4	6	2	3	-	4	2	3	25	▲	37
	Domestic and Family - Level 1	2017	13	-	22	11	1	10	-	-	-	-	-	57	33%	57
		2016	1	13	3	4	19	-	3	7	6	10	1	43	▲	79
	Domestic and Family - Level 2	2017	2	4	3	2	-	2	6	-	-	-	-	19	58%	19
		2016	2	1	2	2	1	1	3	2	3	-	1	12	▲	21
	General Civil - Level 1	2017	-	-	-	-	1	-	-	-	-	-	-	1	-67%	1
		2016	-	-	-	1	1	-	1	2	-	-	-	3	▼	5
	General Civil - Level 2	2017	2	4	6	5	6	7	6	-	-	-	-	36	33%	36
		2016	3	-	8	3	3	6	4	5	5	2	2	27	▲	43
Criminal	General Civil - Level 3	2017	2	4	1	1	2	7	2	-	-	-	-	19	19%	19
		2016	1	1	4	2	2	6	-	6	3	5	1	16	▲	33
	Probates/Wills & Trusts - Level 2	2017	-	2	1	-	2	3	2	-	-	-	-	10	-33%	10
		2016	2	1	2	1	2	5	2	3	2	-	1	15	▼	21
	Uncontested Divorce	2017	8	10	15	5	2	3	5	-	-	-	-	48	-14%	48
		2016	5	7	13	9	9	9	4	8	2	9	4	56	▼	84
	Capital Murder	2017	-	-	-	-	-	3	-	-	-	-	-	3	3	3
		2016	-	-	-	-	-	-	-	-	-	-	1	0	↔	1
	Felonies and Related Matters	2017	55	170	97	55	120	170	90	-	-	-	-	757	20%	757
		2016	94	57	104	69	74	162	70	83	87	87	53	630	▲	1,046
	Misdemeanor	2017	12	15	15	5	23	32	12	-	-	-	-	114	19%	114
		2016	22	7	7	21	9	17	13	9	10	14	10	96	▲	155
Miscellaneous	Other Criminally Related Matters	2017	18	1	25	11	13	13	5	-	-	-	-	86	21%	86
		2016	11	5	8	10	16	18	3	19	18	1	13	71	▲	143
Other		2017	96	117	144	86	93	91	93	-	-	-	-	720	0%	720
		2016	130	120	122	110	68	79	89	83	103	80	69	718	▲	1,139
Other		2017	13	23	35	7	19	23	16	-	-	-	-	136	-6%	136
		2016	27	30	20	16	14	17	21	22	18	9	18	145	▼	231


January 2016 -- July 2017 Filings

Dashboard

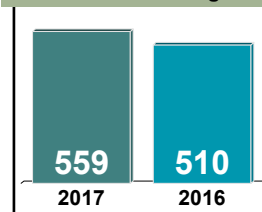
Court: Floyd Circuit
 Start/End Date: Jan-16 / Jul-17
 2016 Average Month: 80
 Jan-Jul 2016: 510
 Filings Trending: ▲

Circuit/Court ID: 27
 227063
 Type of Case: Filings
 2017 Average Month: 80
 Jan-Jul 2017 : 559
 Overall AVG. Month: 80

Monthly Filings Summary



Jan --- Jul Filings



Filings by Division

		Jan	Feb	Mar	Apr	May	Jun	Jul	Aug	Sep	Oct	Nov	Dec	Thru Jul	% Change	Total
Total	2017	85	70	129	49	71	76	79	-	-	-	-	-	559	10%	559
	2016	79	76	81	59	51	104	60	87	118	63	84	100	510	▲	962
Civil	2017	12	10	10	8	6	11	9	-	-	-	-	-	66	8%	66
	2016	9	4	6	8	11	11	12	7	5	10	10	11	61	▲	104
Criminal	2017	33	14	81	7	33	34	50	-	-	-	-	-	252	74%	252
	2016	7	6	28	14	16	52	22	33	79	11	32	58	145	▲	358
Miscellaneous	2017	40	46	38	33	32	31	20	-	-	-	-	-	240	-21%	240
	2016	63	66	47	37	24	41	26	47	34	42	42	30	304	▼	499
Other	2017	-	-	-	1	-	-	-	-	-	-	-	-	1	1	1
	2016	-	-	-	-	-	-	-	-	-	-	-	1	0	↔	1

Filings by Division & Case Category

		Jan	Feb	Mar	Apr	May	Jun	Jul	Aug	Sep	Oct	Nov	Dec	Thru Jul	% Change	Total
Civil	Contested Divorce	2017	1	-	3	-	2	1	1	-	-	-	-	8	33%	8
		2016	-	-	2	2	2	-	1	2	1	2	-	6	▲	12
	Domestic and Family - Level 1	2017	4	6	-	-	1	1	-	-	-	-	-	12	50%	12
		2016	4	1	-	1	2	-	1	-	3	1	3	8	▲	16
	Domestic and Family - Level 2	2017	1	-	-	1	-	1	-	-	-	-	-	3	0%	3
		2016	-	-	-	-	1	1	1	-	-	-	2	3	↔	6
	General Civil - Level 1	2017	-	-	1	-	-	-	-	-	-	-	-	1	0%	1
		2016	-	-	1	-	-	-	-	-	1	1	-	1	↔	3
	General Civil - Level 2	2017	2	1	2	1	1	2	1	-	-	-	-	10	-9%	10
		2016	1	1	1	1	1	2	4	2	1	2	1	11	▼	18
	General Civil - Level 3	2017	1	1	-	4	-	4	-	-	-	-	-	10	-23%	10
		2016	1	1	-	-	4	4	3	-	2	3	2	13	▼	20
Criminal	Probates/Wills & Trusts	2017	2	1	1	-	1	1	-	-	-	-	-	7	40%	7
		2016	-	1	1	-	-	1	2	-	1	-	-	5	▲	6
	Uncontested Divorce	2017	1	1	3	2	1	2	5	-	-	-	-	15	7%	15
		2016	3	-	1	4	1	3	2	2	1	1	3	14	▲	23
	Felonies and Related Matters	2017	22	11	71	2	23	22	39	-	-	-	-	190	107%	190
		2016	2	2	26	2	13	39	8	21	69	2	26	92	▲	264
	Misdemeanor	2017	11	-	10	5	10	11	9	-	-	-	-	56	40%	56
		2016	5	2	2	11	3	6	11	11	10	9	6	40	▲	80
	Other Criminally Related Matters	2017	-	3	-	-	-	1	2	-	-	-	-	6	-54%	6
		2016	-	2	-	1	-	7	3	1	-	-	-	13	▼	14
	Miscellaneous	2017	40	46	38	33	32	31	20	-	-	-	-	240	-21%	240
		2016	63	66	47	37	24	41	26	47	34	42	42	304	▼	499
Other		2017	-	-	-	1	-	-	-	-	-	-	-	1	1	1
		2016	-	-	-	-	-	-	-	-	-	-	1	0	↔	1

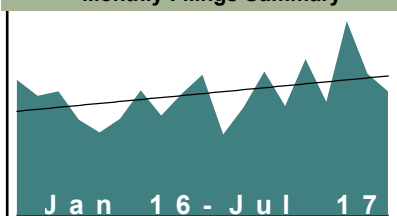
January 2016 -- July 2017 Filings

Dashboard

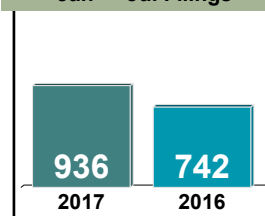
Court: Giles Circuit
 Start/End Date: Jan-16 / Jul-17
 2016 Average Month: 106
 Jan-Jul 2016: 742
 Filings Trending: ▲

Circuit/Court ID: 27
 227071
 Type of Case: Filings
 2017 Average Month: 134
 Jan-Jul 2017 : 936
 Overall AVG. Month: 116

Monthly Filings Summary



Jan --- Jul Filings



Filings by Division

		Jan	Feb	Mar	Apr	May	Jun	Jul	Aug	Sep	Oct	Nov	Dec	Thru Jul	% Change	Total
Total	2017	137	104	149	108	185	135	118	-	-	-	-	-	936	26%	936
	2016	129	114	118	91	79	92	119	95	116	134	77	103	742	▲	1,267
Civil	2017	17	16	18	15	10	14	8	-	-	-	-	-	98	-8%	98
	2016	18	18	25	16	11	5	13	15	16	27	14	12	106	▼	190
Criminal	2017	79	35	74	56	133	93	74	-	-	-	-	-	544	74%	544
	2016	57	33	38	33	38	48	66	34	58	76	26	67	313	▲	574
Miscellaneous	2017	40	53	57	37	41	28	35	-	-	-	-	-	291	-10%	291
	2016	54	63	55	42	30	39	40	46	42	31	37	24	323	▼	503
Other	2017	1	-	-	-	1	-	1	-	-	-	-	-	3	3	3
	2016	-	-	-	-	-	-	-	-	-	-	-	-	0	↔	0

Filings by Division & Case Category

		Jan	Feb	Mar	Apr	May	Jun	Jul	Aug	Sep	Oct	Nov	Dec	Thru Jul	% Change	Total
Civil	Administrative Law	2017	-	-	1	-	-	1	-	-	-	-	-	2	2	2
		2016	-	-	-	-	-	-	-	-	-	-	-	0	↔	0
	Contested Divorce	2017	1	1	5	2	1	1	-	-	-	-	-	11	10%	11
		2016	2	1	2	2	-	1	1	1	-	3	2	10	▲	17
	Domestic and Family - Level 1	2017	7	1	1	5	-	4	1	-	-	-	-	19	-37%	19
		2016	-	7	14	4	2	1	2	-	7	11	6	30	▼	54
	Domestic and Family - Level 2	2017	4	5	1	-	-	2	-	-	-	-	-	12	0%	12
		2016	7	2	1	1	-	1	-	1	1	2	-	12	↔	16
	General Civil - Level 1	2017	1	-	-	-	-	-	-	-	-	-	-	1	1	1
		2016	-	-	-	-	-	-	-	-	1	-	-	0	↔	1
	General Civil - Level 2	2017	1	2	2	2	4	4	1	-	-	-	-	16	220%	16
		2016	-	-	1	2	-	1	2	4	5	3	-	5	▲	19
	General Civil - Level 3	2017	1	2	1	2	1	-	1	-	-	-	-	8	14%	8
		2016	1	-	1	3	1	-	1	-	3	-	-	7	▲	11
Criminal	Probates/Wills & Trusts - Level 1	2017	-	-	-	-	-	1	-	-	-	-	-	1	0%	1
		2016	-	-	-	-	1	-	-	-	-	-	-	1	↔	1
	Probates/Wills & Trusts - Level 2	2017	-	1	1	-	-	-	-	-	-	-	-	2	-67%	2
		2016	3	1	2	-	-	-	4	1	-	3	2	6	▼	16
	Protective Orders	2017	-	-	-	-	-	-	-	-	-	-	-	0	-100%	0
		2016	4	1	-	-	-	-	2	-	-	-	-	5	▼	7
	Uncontested Divorce	2017	2	4	6	4	4	2	4	-	-	-	-	26	-13%	26
		2016	1	6	4	4	5	2	8	6	1	6	3	30	▼	48
	Felonies and Related Matters	2017	54	25	52	43	109	67	49	-	-	-	-	399	86%	399
		2016	38	9	22	25	25	38	57	21	51	62	10	214	▲	410
Miscellaneous	Misdemeanor	2017	20	10	22	11	21	22	23	-	-	-	-	129	40%	129
		2016	17	23	16	7	13	7	9	8	5	13	12	92	▲	143
	Other Criminally Related Matters	2017	5	-	-	2	3	4	2	-	-	-	-	16	129%	16
		2016	2	1	-	1	-	3	-	5	2	1	3	7	▲	21
Other		2017	40	53	57	37	41	28	35	-	-	-	-	291	-10%	291
		2016	54	63	55	42	30	39	40	46	42	31	37	323	▼	503
Other		2017	1	-	-	-	1	-	1	-	-	-	-	3	3	3
		2016	-	-	-	-	-	-	-	-	-	-	-	0	↔	0


January 2016 -- July 2017 Filings

Dashboard

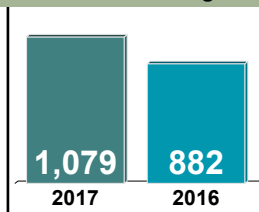
Court: Grayson Circuit
 Start/End Date: Jan-16 / Jul-17
 2016 Average Month: 122
 Jan-Jul 2016: 882
 Filings Trending: ▲

Circuit/Court ID: 27
 227077
 Type of Case: Filings
 2017 Average Month: 154
 Jan-Jul 2017 : 1,079
 Overall AVG. Month: 134

Monthly Filings Summary



Jan --- Jul Filings



Filings by Division

		Jan	Feb	Mar	Apr	May	Jun	Jul	Aug	Sep	Oct	Nov	Dec	Thru Jul	% Change	Total
Total	2017	137	160	146	216	119	168	133	-	-	-	-	-	1,079	22%	1,079
	2016	148	133	110	150	98	104	139	110	118	157	114	88	882	▲	1,469
Civil	2017	6	15	14	13	10	11	9	-	-	-	-	-	78	-3%	78
	2016	9	10	11	18	6	17	9	2	12	21	11	6	80	▼	132
Criminal	2017	69	54	45	132	58	90	71	-	-	-	-	-	519	40%	519
	2016	47	45	37	80	56	30	77	48	56	74	42	59	372	▲	651
Miscellaneous	2017	52	71	71	55	27	49	46	-	-	-	-	-	371	-11%	371
	2016	91	76	62	51	32	54	53	54	49	61	60	23	419	▼	666
Other	2017	10	20	16	16	24	18	7	-	-	-	-	-	111	909%	111
	2016	1	2	-	1	4	3	-	6	1	1	1	-	11	▲	20

Filings by Division & Case Category

		Jan	Feb	Mar	Apr	May	Jun	Jul	Aug	Sep	Oct	Nov	Dec	Thru Jul	% Change	Total
Civil	Administrative Law	2017	-	-	-	-	-	-	-	-	-	-	-	0	0	0
		2016	-	-	-	-	-	-	-	-	1	-	-	0	↔	1
	Contested Divorce	2017	2	-	2	-	4	2	-	-	-	-	-	10	-44%	10
		2016	2	1	6	2	2	4	1	1	2	3	-	18	▼	25
	Domestic and Family - Level 1	2017	1	-	1	3	1	4	1	-	-	-	-	11	450%	11
		2016	-	-	-	1	1	-	-	-	8	-	-	2	▲	10
	Domestic and Family - Level 2	2017	2	-	1	1	-	1	-	-	-	-	-	5	25%	5
		2016	-	-	1	1	1	-	-	1	1	-	-	4	▲	6
	General Civil - Level 1	2017	-	-	-	1	-	-	-	-	-	-	-	1	1	1
		2016	-	-	-	-	-	-	-	-	-	-	1	0	↔	1
	General Civil - Level 2	2017	-	3	1	1	1	2	-	-	-	-	-	8	-27%	8
		2016	1	1	-	4	-	1	-	3	4	2	3	11	▼	23
	General Civil - Level 3	2017	-	3	1	2	1	2	-	-	-	-	-	11	-8%	11
		2016	2	3	-	1	-	3	-	2	-	3	-	12	▼	17
Criminal	Probates/Wills & Trusts - Level 1	2017	-	-	-	-	-	-	-	-	-	-	-	0	-100%	0
		2016	-	-	-	-	-	1	-	1	-	-	-	1	▼	2
	Probates/Wills & Trusts - Level 2	2017	-	1	1	-	-	-	-	-	-	-	-	2	-60%	2
		2016	2	-	1	1	-	1	-	2	-	-	-	5	▼	7
	Protective Orders	2017	-	-	-	1	-	1	-	-	-	-	-	2	-33%	2
		2016	-	1	1	1	-	-	1	-	-	-	-	3	▼	4
	Uncontested Divorce	2017	1	8	7	4	3	3	-	-	-	-	-	28	17%	28
		2016	2	4	2	7	2	4	-	2	5	3	2	24	▲	36
	Felonies and Related Matters	2017	56	48	37	120	40	72	60	-	-	-	-	433	55%	433
		2016	38	30	21	60	41	24	66	29	45	48	31	280	▲	476
Miscellaneous	Misdemeanor	2017	12	6	5	11	13	18	10	-	-	-	-	75	-7%	75
		2016	9	10	15	18	13	6	10	17	11	18	9	81	▼	148
	Other Criminally Related Matters	2017	1	-	3	1	5	-	1	-	-	-	-	11	0%	11
		2016	-	5	1	2	2	-	1	2	-	8	2	11	↔	27
Other	Miscellaneous	2017	52	71	71	55	27	49	46	-	-	-	-	371	-11%	371
		2016	91	76	62	51	32	54	53	54	49	61	60	419	▼	666
Other	Other	2017	10	20	16	16	24	18	7	-	-	-	-	111	909%	111
		2016	1	2	-	1	4	3	-	6	1	1	-	11	▲	20


January 2016 -- July 2017 Filings

Dashboard

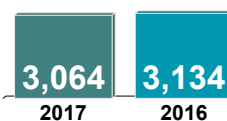
Court: Montgomery Circuit
 Start/End Date: Jan-16 / Jul-17
 2016 Average Month: 447
 Jan-Jul 2016: 3,134
 Filings Trending: ↔

Circuit/Court ID: 27
 227121
 Type of Case: Filings
 2017 Average Month: 438
 Jan-Jul 2017 : 3,064
 Overall AVG. Month: 444

Monthly Filings Summary



Jan --- Jul Filings



Filings by Division

		Jan	Feb	Mar	Apr	May	Jun	Jul	Aug	Sep	Oct	Nov	Dec	Thru Jul	% Change	Total
Total	2017	432	549	484	398	454	415	332	-	-	-	-	-	3,064	-2%	3,064
	2016	416	558	468	426	484	415	367	494	452	470	408	411	3,134	▼	5,369
Civil	2017	44	64	70	60	56	54	52	-	-	-	-	-	400	11%	400
	2016	40	66	49	41	68	56	39	45	62	55	40	77	359	▲	638
Criminal	2017	163	299	140	127	208	167	141	-	-	-	-	-	1,245	2%	1,245
	2016	120	244	171	171	245	141	126	266	201	217	194	176	1,218	▲	2,272
Miscellaneous	2017	164	137	172	150	149	151	111	-	-	-	-	-	1,034	-7%	1,034
	2016	196	165	179	160	129	138	146	130	137	163	131	122	1,113	▼	1,796
Other	2017	61	49	102	61	41	43	28	-	-	-	-	-	385	-13%	385
	2016	60	83	69	54	42	80	56	53	52	35	43	36	444	▼	663

Filings by Division & Case Category

		Jan	Feb	Mar	Apr	May	Jun	Jul	Aug	Sep	Oct	Nov	Dec	Thru Jul	% Change	Total
Civil	Administrative Law	2017	-	1	2	2	-	-	-	-	-	-	-	5	67%	5
		2016	1	1	-	-	1	-	-	1	1	-	-	3	▲	5
	Contested Divorce	2017	2	6	12	5	4	9	8	-	-	-	-	46	2%	46
		2016	8	11	7	5	7	4	3	7	10	8	3	45	▲	82
	Domestic and Family - Level 1	2017	1	10	7	19	10	10	-	-	-	-	-	67	34%	67
		2016	4	11	5	2	12	9	7	3	9	6	35	50	▲	112
	Domestic and Family - Level 2	2017	4	7	5	2	3	3	6	-	-	-	-	30	43%	30
		2016	1	4	3	2	2	7	2	-	8	5	3	21	▲	39
	General Civil - Level 1	2017	-	1	2	1	-	-	2	-	-	-	-	6	0%	6
		2016	-	1	2	1	1	-	1	-	1	-	-	6	↔	7
	General Civil - Level 2	2017	12	12	16	11	9	15	6	-	-	-	-	81	17%	81
		2016	5	15	8	10	13	12	6	17	7	11	5	69	▲	120
Criminal	General Civil - Level 3	2017	4	3	6	4	5	-	4	-	-	-	-	26	-10%	26
		2016	2	4	4	3	5	7	4	3	2	5	5	29	▼	47
	Probates/Wills & Trusts - Level 1	2017	-	-	-	-	-	1	-	-	-	-	-	1	-75%	1
		2016	3	-	-	-	-	-	1	-	-	-	-	4	▼	4
	Probates/Wills & Trusts - Level 2	2017	3	3	3	1	3	2	3	-	-	-	-	18	-36%	18
		2016	4	5	3	3	5	4	4	3	1	4	1	28	▼	39
	Uncontested Divorce	2017	18	21	17	15	22	14	13	-	-	-	-	120	15%	120
		2016	12	14	17	15	23	12	11	12	24	11	17	104	▲	183
	Capital Murder	2017	2	-	-	-	-	-	-	-	-	-	-	2	2	2
		2016	-	-	-	-	-	-	-	-	-	-	2	0	↔	2
	Felonies and Related Matters	2017	112	255	94	94	154	98	89	-	-	-	-	896	1%	896
		2016	89	175	112	125	187	99	97	200	172	173	157	884	▲	1,704
Miscellaneous	Misdemeanor	2017	46	38	37	27	49	56	40	-	-	-	-	293	11%	293
		2016	28	58	45	37	52	25	18	59	27	37	32	263	▲	466
	Other Criminally Related Matters	2017	3	6	9	6	5	13	12	-	-	-	-	54	-24%	54
		2016	3	11	14	9	6	17	11	7	2	7	5	71	▼	100
	Miscellaneous	2017	164	137	172	150	149	151	111	-	-	-	-	1,034	-7%	1,034
		2016	196	165	179	160	129	138	146	130	137	163	131	1,113	▼	1,796
	Other	2017	61	49	102	61	41	43	28	-	-	-	-	385	-13%	385
		2016	60	83	69	54	42	80	56	53	52	35	43	444	▼	663

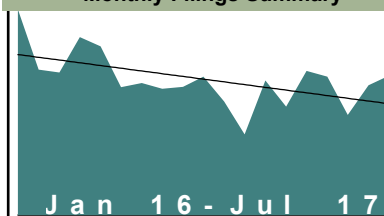
January 2016 -- July 2017 Filings

Dashboard

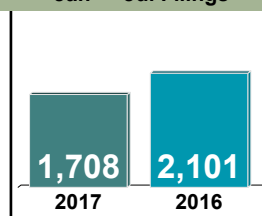
Court: Pulaski Circuit
 Start/End Date: Jan-16 / Jul-17
 2016 Average Month: 269
 Jan-Jul 2016: 2,101
 Filings Trending: ▼

Circuit/Court ID: 27
 227155
 Type of Case: Filings
 2017 Average Month: 244
 Jan-Jul 2017 : 1,708
 Overall AVG. Month: 259

Monthly Filings Summary



Jan --- Jul Filings



Filings by Division

		Jan	Feb	Mar	Apr	May	Jun	Jul	Aug	Sep	Oct	Nov	Dec	Thru Jul	% Change	Total
Total	2017	257	207	275	264	191	248	266	-	-	-	-	-	1,708	-19%	1,708
	2016	393	278	272	340	322	244	252	241	245	264	217	154	2,101	▼	3,222
Civil	2017	19	28	35	29	33	24	19	-	-	-	-	-	187	-4%	187
	2016	18	37	37	24	23	33	22	32	34	29	12	15	194	▼	316
Criminal	2017	148	78	128	145	66	92	156	-	-	-	-	-	813	-28%	813
	2016	261	90	96	235	216	99	131	90	104	132	106	75	1,128	▼	1,635
Miscellaneous	2017	75	75	92	76	80	68	76	-	-	-	-	-	542	-15%	542
	2016	93	133	123	62	55	91	80	97	80	95	83	45	637	▼	1,037
Other	2017	15	26	20	14	12	64	15	-	-	-	-	-	166	17%	166
	2016	21	18	16	19	28	21	19	22	27	8	16	19	142	▲	234

Filings by Division & Case Category

		Jan	Feb	Mar	Apr	May	Jun	Jul	Aug	Sep	Oct	Nov	Dec	Thru Jul	% Change	Total
Civil	Administrative Law	2017	-	1	-	-	-	-	-	-	-	-	-	1	1	1
		2016	-	-	-	-	-	-	-	-	-	-	-	0	↔	0
	Contested Divorce	2017	3	3	6	3	4	3	-	-	-	-	-	26	-21%	26
		2016	4	10	5	1	5	4	3	5	3	3	7	33	▼	54
	Domestic and Family - Level 1	2017	-	11	-	4	5	3	5	-	-	-	-	28	-26%	28
		2016	3	4	9	5	4	9	7	7	6	1	3	38	▼	62
	Domestic and Family - Level 2	2017	-	-	4	4	-	-	-	-	-	-	-	8	33%	8
		2016	-	3	3	-	-	-	1	3	1	1	-	6	▲	12
	General Civil - Level 1	2017	-	-	2	-	-	1	-	-	-	-	-	3	200%	3
		2016	1	-	-	-	-	-	-	1	2	-	-	1	▲	4
	General Civil - Level 2	2017	2	2	3	3	6	4	1	-	-	-	-	21	-16%	21
		2016	2	3	4	7	2	4	3	6	5	2	-	25	▼	43
	General Civil - Level 3	2017	2	-	2	3	3	2	-	-	-	-	-	12	-54%	12
		2016	3	7	3	5	3	3	2	4	1	1	-	26	▼	33
Criminal	Probates/Wills & Trusts - Level 1	2017	-	-	-	-	1	-	-	-	-	-	-	1	1	1
		2016	-	-	-	-	-	-	-	-	-	-	-	0	↔	0
	Probates/Wills & Trusts - Level 2	2017	2	-	1	2	-	2	-	-	-	-	-	7	75%	7
		2016	-	-	-	3	1	-	4	1	1	3	1	4	▲	14
	Protective Orders	2017	1	3	1	2	2	-	1	-	-	-	-	10	43%	10
		2016	-	-	1	-	-	3	3	2	2	-	2	7	▲	15
	Uncontested Divorce	2017	9	8	16	8	12	10	7	-	-	-	-	70	30%	70
		2016	5	10	12	3	8	10	6	5	9	8	1	54	▲	79
	Felonies and Related Matters	2017	124	61	93	108	40	71	108	-	-	-	-	605	-32%	605
		2016	229	67	61	184	169	72	110	55	84	98	87	892	▼	1,273
Miscellaneous	Misdemeanor	2017	21	8	25	30	14	13	33	-	-	-	-	144	-21%	144
		2016	27	16	28	44	38	14	15	26	17	19	14	182	▼	271
	Other Criminally Related Matters	2017	3	9	10	7	12	8	15	-	-	-	-	64	19%	64
Other		2016	5	7	7	7	9	13	6	9	3	15	5	54	▲	91
	Miscellaneous	2017	75	75	92	76	80	68	76	-	-	-	-	542	-15%	542
		2016	93	133	123	62	55	91	80	97	80	95	83	637	▼	1,037
Other		2017	15	26	20	14	12	64	15	-	-	-	-	166	17%	166
		2016	21	18	16	19	28	21	19	22	27	8	16	142	▲	234

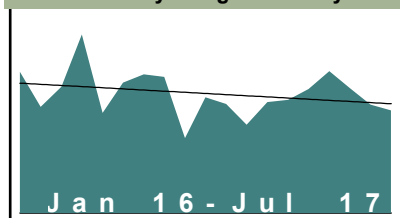
January 2016 -- July 2017 Filings

Dashboard

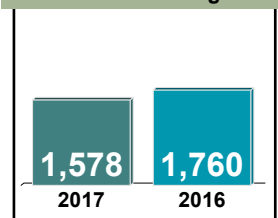
Court: Wythe Circuit
 Start/End Date: Jan-16 / Jul-17
 2016 Average Month: 230
 Jan-Jul 2016: 1,760
 Filings Trending: ▼

Circuit/Court ID: 27
 227197
 Type of Case: Filings
 2017 Average Month: 225
 Jan-Jul 2017 : 1,578
 Overall AVG. Month: 228

Monthly Filings Summary



Jan --- Jul Filings



Filings by Division

		Jan	Feb	Mar	Apr	May	Jun	Jul	Aug	Sep	Oct	Nov	Dec	Thru Jul	% Change	Total
Total	2017	212	216	237	271	239	207	196	-	-	-	-	-	1,578	-10%	1,578
	2016	270	203	241	341	191	249	265	260	143	221	208	169	1,760	▼	2,761
Civil	2017	30	42	35	12	30	37	22	-	-	-	-	-	208	18%	208
	2016	22	24	32	26	25	31	17	33	26	24	29	31	177	▲	320
Criminal	2017	129	87	88	199	123	89	102	-	-	-	-	-	817	-7%	817
	2016	116	56	86	246	103	106	163	149	49	137	92	93	876	▼	1,396
Miscellaneous	2017	53	87	104	57	85	80	69	-	-	-	-	-	535	-22%	535
	2016	127	123	115	69	61	110	85	77	67	60	87	44	690	▼	1,025
Other	2017	-	-	10	3	1	1	3	-	-	-	-	-	18	6%	18
	2016	5	-	8	-	2	2	-	1	1	-	-	1	17	▲	20

Filings by Division & Case Category

		Jan	Feb	Mar	Apr	May	Jun	Jul	Aug	Sep	Oct	Nov	Dec	Thru Jul	% Change	Total
Civil	Administrative Law	2017	-	-	-	-	-	-	-	-	-	-	-	0	0	0
		2016	-	-	-	-	-	-	1	-	1	-	-	0	↔	2
	Contested Divorce	2017	2	4	6	1	1	4	2	-	-	-	-	20	-38%	20
		2016	4	6	9	5	2	4	4	4	6	4	4	32	▼	54
	Domestic and Family - Level 1	2017	6	18	4	2	9	19	9	-	-	-	-	67	109%	67
		2016	2	1	5	7	4	12	1	4	5	-	10	32	▲	60
	Domestic and Family - Level 2	2017	1	-	2	-	2	-	2	-	-	-	-	7	0%	7
		2016	1	-	1	3	1	-	3	1	-	2	-	7	↔	13
	General Civil - Level 1	2017	-	-	-	-	1	-	-	-	-	-	-	1	1	1
		2016	-	-	-	-	-	-	1	-	-	-	-	0	↔	1
	General Civil - Level 2	2017	7	5	9	3	6	2	1	-	-	-	-	33	43%	33
		2016	4	4	5	-	4	3	3	2	2	3	5	23	▲	38
Criminal	General Civil - Level 3	2017	2	3	2	1	3	6	1	-	-	-	-	18	-14%	18
		2016	4	2	1	2	5	4	3	9	5	3	2	21	▼	43
	Probates/Wills & Trusts - Level 2	2017	2	2	-	-	1	2	-	-	-	-	-	7	0%	7
		2016	2	1	-	1	-	-	3	2	-	1	-	7	↔	10
	Uncontested Divorce	2017	10	10	12	5	7	4	7	-	-	-	-	55	0%	55
		2016	5	10	11	8	9	10	2	6	9	11	7	55	↔	99
	Felonies and Related Matters	2017	99	62	65	170	103	58	85	-	-	-	-	642	-13%	642
		2016	104	40	68	224	79	89	135	118	37	109	62	739	▼	1,125
	Misdemeanor	2017	22	22	19	22	17	22	12	-	-	-	-	136	42%	136
		2016	9	12	12	16	14	11	22	17	8	25	26	96	▲	194
	Other Criminally Related Matters	2017	8	3	4	7	3	9	5	-	-	-	-	39	-5%	39
		2016	3	4	6	6	10	6	6	14	4	3	4	41	▼	77
Miscellaneous		2017	53	87	104	57	85	80	69	-	-	-	-	535	-22%	535
		2016	127	123	115	69	61	110	85	77	67	60	87	690	▼	1,025
Other		2017	-	-	10	3	1	1	3	-	-	-	-	18	6%	18
		2016	5	-	8	-	2	2	-	1	1	-	-	17	▲	20

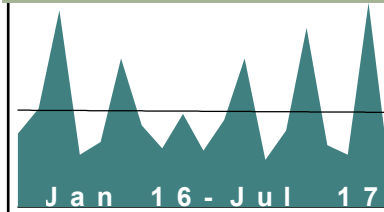
January 2016 -- July 2017 Filings

Dashboard

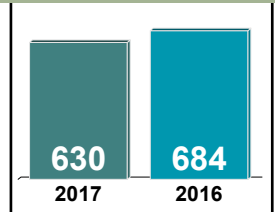
Court: Radford Circuit
 Start/End Date: Jan-16 / Jul-17
 2016 Average Month: 92
 Jan-Jul 2016: 684
 Filings Trending: ▼

Circuit/Court ID: 27
 227750
 Type of Case: Filings
 2017 Average Month: 90
 Jan-Jul 2017 : 630
 Overall AVG. Month: 91

Monthly Filings Summary



Jan --- Jul Filings



Filings by Division

		Jan	Feb	Mar	Apr	May	Jun	Jul	Aug	Sep	Oct	Nov	Dec	Thru Jul	% Change	Total
Total	2017	45	73	171	59	50	195	37	-	-	-	-	-	630	-8%	630
	2016	70	94	188	50	62	142	78	56	89	54	83	142	684	▼	1,108
Civil	2017	6	9	11	15	8	5	5	-	-	-	-	-	59	-19%	59
	2016	25	15	6	4	12	3	8	7	7	8	6	4	73	▼	105
Criminal	2017	10	37	133	24	27	175	10	-	-	-	-	-	416	-2%	416
	2016	21	45	146	21	27	120	46	21	50	32	50	116	426	▼	695
Miscellaneous	2017	29	26	27	19	14	15	21	-	-	-	-	-	151	-17%	151
	2016	24	34	36	25	22	18	24	27	32	14	27	21	183	▼	304
Other	2017	-	1	-	1	1	-	1	-	-	-	-	-	4	100%	4
	2016	-	-	-	-	1	1	-	1	-	-	-	1	2	▲	4

Filings by Division & Case Category

		Jan	Feb	Mar	Apr	May	Jun	Jul	Aug	Sep	Oct	Nov	Dec	Thru Jul	% Change	Total
Civil	Administrative Law	2017	-	-	-	-	-	-	-	-	-	-	-	0	-100%	0
		2016	-	-	-	-	-	1	-	-	-	-	-	1	▼	1
	Contested Divorce	2017	1	3	-	1	1	2	-	-	-	-	-	8	33%	8
		2016	2	-	1	1	1	-	1	-	2	-	-	6	▲	9
	Domestic and Family - Level 1	2017	-	1	3	11	1	2	-	-	-	-	-	18	80%	18
		2016	-	2	-	2	4	2	-	4	-	1	2	10	▲	17
	Domestic and Family - Level 2	2017	-	1	-	-	-	-	-	-	-	-	-	1	-67%	1
		2016	-	1	-	-	2	-	1	1	1	-	1	3	▼	7
	General Civil - Level 1	2017	-	-	-	-	-	-	-	-	-	-	-	0	-100%	0
		2016	-	-	1	-	-	-	-	-	1	-	-	1	▼	2
	General Civil - Level 2	2017	-	2	4	1	3	-	-	-	-	-	-	10	25%	10
		2016	2	1	2	-	2	1	1	-	1	1	1	8	▲	12
Criminal	General Civil - Level 3	2017	3	2	1	-	1	-	-	-	-	-	-	8	-77%	8
		2016	20	10	-	-	3	2	1	-	-	1	-	35	▼	37
	Probates/Wills & Trusts - Level 2	2017	1	-	-	-	1	-	-	-	-	-	-	2	100%	2
		2016	-	-	1	-	-	-	-	-	-	-	-	1	▲	1
	Uncontested Divorce	2017	1	-	3	2	2	3	-	-	-	-	-	12	50%	12
		2016	1	1	1	1	2	2	3	2	3	3	-	8	▲	19
	Felonies and Related Matters	2017	5	22	70	9	16	9	-	-	-	-	-	280	-15%	280
		2016	11	39	132	13	10	83	40	15	44	17	31	328	▼	511
	Misdemeanor	2017	3	10	57	9	9	26	1	-	-	-	-	115	46%	115
		2016	9	4	9	8	12	33	4	5	4	9	14	79	▲	146
	Other Criminally Related Matters	2017	2	5	6	6	2	-	-	-	-	-	-	21	11%	21
		2016	1	2	5	-	5	4	2	1	2	6	5	19	▲	38
Miscellaneous		2017	29	26	27	19	14	15	21	-	-	-	-	151	-17%	151
		2016	24	34	36	25	22	18	24	27	32	14	27	183	▼	304
Other		2017	-	1	-	1	1	-	1	-	-	-	-	4	100%	4
		2016	-	-	-	-	1	1	-	1	-	-	1	2	▲	4


January 2016 -- July 2017 Filings

Dashboard

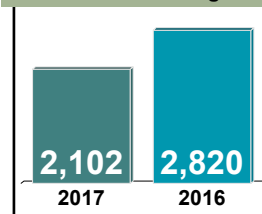
Court: Smyth Circuit
 Start/End Date: Jan-16 / Jul-17
 2016 Average Month: 390
 Jan-Jul 2016: 2,820
 Filings Trending: ▼

Circuit/Court ID: 28
 228173
 Type of Case: Filings
 2017 Average Month: 300
 Jan-Jul 2017 : 2,102
 Overall AVG. Month: 357

Monthly Filings Summary



Jan --- Jul Filings



Filings by Division

		Jan	Feb	Mar	Apr	May	Jun	Jul	Aug	Sep	Oct	Nov	Dec	Thru Jul	% Change	Total
Total	2017	519	262	500	148	228	297	148	-	-	-	-	-	2,102	-25%	2,102
	2016	602	428	509	391	229	405	256	503	238	247	276	597	2,820	▼	4,681
Civil	2017	32	19	35	32	28	34	23	-	-	-	-	-	203	2%	203
	2016	16	36	41	18	28	29	32	34	30	38	27	28	200	▲	357
Criminal	2017	63	114	311	51	131	154	46	-	-	-	-	-	870	10%	870
	2016	48	119	188	57	72	236	71	132	72	76	85	134	791	▲	1,290
Miscellaneous	2017	74	82	68	41	47	62	40	-	-	-	-	-	414	-28%	414
	2016	119	108	80	70	47	60	88	69	73	67	62	56	572	▼	899
Other	2017	350	47	86	24	22	47	39	-	-	-	-	-	615	-51%	615
	2016	419	165	200	246	82	80	65	268	63	66	102	379	1,257	▼	2,135

Filings by Division & Case Category

		Jan	Feb	Mar	Apr	May	Jun	Jul	Aug	Sep	Oct	Nov	Dec	Thru Jul	% Change	Total
Civil	Administrative Law	2017	-	-	-	-	-	1	-	-	-	-	-	1	0%	1
		2016	-	-	-	-	-	1	1	-	-	-	-	1	↔	2
	Contested Divorce	2017	2	3	4	5	6	4	-	-	-	-	-	30	3%	30
		2016	2	6	6	1	4	7	5	5	7	3	-	29	▲	49
	Domestic and Family - Level 1	2017	8	-	8	2	-	4	-	-	-	-	-	22	-15%	22
		2016	-	-	9	-	4	6	-	2	4	-	5	26	▼	37
	Domestic and Family - Level 2	2017	5	2	5	6	2	9	-	-	-	-	-	34	3%	34
		2016	-	6	4	6	8	6	10	4	4	4	3	33	▲	58
	General Civil - Level 1	2017	-	1	-	1	-	1	-	-	-	-	-	3	0%	3
		2016	1	1	1	-	-	-	1	-	-	-	-	3	↔	4
	General Civil - Level 2	2017	5	3	5	4	4	1	-	-	-	-	-	26	18%	26
		2016	2	6	4	2	3	3	3	3	5	3	3	22	▲	39
Criminal	General Civil - Level 3	2017	2	1	2	2	3	3	-	-	-	-	-	15	-17%	15
		2016	2	3	7	2	1	2	2	2	5	2	3	18	▼	32
	Probates/Wills & Trusts - Level 2	2017	3	-	4	3	3	1	2	-	-	-	-	16	78%	16
		2016	1	2	-	-	3	2	2	2	1	2	2	9	▲	18
	Uncontested Divorce	2017	7	9	7	9	10	8	-	-	-	-	-	56	-5%	56
		2016	8	12	10	7	5	8	9	10	12	12	13	59	▼	118
	Felonies and Related Matters	2017	54	92	277	44	105	131	38	-	-	-	-	741	14%	741
		2016	39	98	169	48	53	210	31	100	45	57	72	648	▲	994
	Misdemeanor	2017	7	21	31	5	23	21	7	-	-	-	-	115	-13%	115
		2016	7	20	17	6	17	26	39	32	25	18	10	132	▼	276
	Other Criminally Related Matters	2017	2	1	3	2	3	2	1	-	-	-	-	14	27%	14
		2016	2	1	2	3	2	-	1	-	2	1	3	11	▲	20
Miscellaneous		2017	74	82	68	41	47	62	40	-	-	-	-	414	-28%	414
		2016	119	108	80	70	47	60	88	69	73	67	62	572	▼	899
Other		2017	350	47	86	24	22	47	39	-	-	-	-	615	-51%	615
		2016	419	165	200	246	82	80	65	268	63	66	102	1,257	▼	2,135


January 2016 -- July 2017 Filings

Dashboard

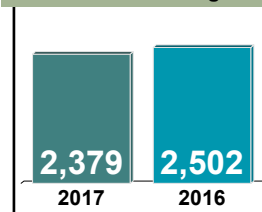
Court: Washington Circuit
 Start/End Date: Jan-16 / Jul-17
 2016 Average Month: 347
 Jan-Jul 2016: 2,502
 Filings Trending: ▼

Circuit/Court ID: 28
 228191
 Type of Case: Filings
 2017 Average Month: 340
 Jan-Jul 2017 : 2,379
 Overall AVG. Month: 344

Monthly Filings Summary



Jan --- Jul Filings



Filings by Division

		Jan	Feb	Mar	Apr	May	Jun	Jul	Aug	Sep	Oct	Nov	Dec	Thru Jul	% Change	Total
Total	2017	263	305	426	411	335	324	315	-	-	-	-	-	2,379	-5%	2,379
	2016	409	384	339	442	268	243	417	359	365	379	318	237	2,502	▼	4,160
Civil	2017	36	31	53	34	32	49	24	-	-	-	-	-	259	-5%	259
	2016	31	34	53	41	32	42	40	51	57	41	45	36	273	▼	503
Criminal	2017	106	143	200	209	183	149	133	-	-	-	-	-	1,123	-7%	1,123
	2016	194	149	119	252	144	108	237	149	169	201	143	106	1,203	▼	1,971
Miscellaneous	2017	121	130	172	167	119	125	156	-	-	-	-	-	990	-3%	990
	2016	183	200	166	149	92	93	140	159	137	137	128	95	1,023	▼	1,679
Other	2017	-	1	1	1	1	1	2	-	-	-	-	-	7	133%	7
	2016	1	1	1	-	-	-	-	-	2	-	2	-	3	▲	7

Filings by Division & Case Category

		Jan	Feb	Mar	Apr	May	Jun	Jul	Aug	Sep	Oct	Nov	Dec	Thru Jul	% Change	Total
Civil	Administrative Law	2017	2	-	-	-	-	-	-	-	-	-	-	2	-50%	2
		2016	-	-	4	-	-	-	-	2	2	-	-	4	▼	8
	Contested Divorce	2017	1	4	5	5	3	7	5	-	-	-	-	30	-35%	30
		2016	8	8	10	6	5	8	1	12	8	9	5	46	▼	87
	Domestic and Family - Level 1	2017	3	1	5	-	4	5	-	-	-	-	-	18	50%	18
		2016	2	-	3	2	1	3	1	3	1	11	3	12	▲	31
	Domestic and Family - Level 2	2017	1	1	4	2	2	2	4	-	-	-	-	16	-20%	16
		2016	-	3	7	4	2	1	3	1	3	5	-	20	▼	34
	General Civil - Level 1	2017	2	-	3	1	2	-	-	-	-	-	-	8	8	8
		2016	-	-	-	-	-	-	1	2	-	1	1	0	↔	5
	General Civil - Level 2	2017	2	5	9	9	6	16	5	-	-	-	-	52	37%	52
		2016	4	3	5	3	7	10	6	8	15	2	4	38	▲	75
	General Civil - Level 3	2017	5	4	6	3	1	3	3	-	-	-	-	25	-7%	25
		2016	4	3	5	4	3	6	2	4	3	1	2	27	▼	42
Criminal	Probates/Wills & Trusts - Level 1	2017	1	1	2	1	2	3	-	-	-	-	-	10	43%	10
		2016	-	-	1	-	-	2	4	-	1	3	3	7	▲	14
	Probates/Wills & Trusts - Level 2	2017	1	4	2	2	-	2	-	-	-	-	-	11	-39%	11
		2016	1	3	3	3	2	2	4	5	5	3	-	18	▼	31
	Protective Orders	2017	-	-	-	-	-	1	-	-	-	-	-	1	-67%	1
		2016	1	-	-	1	-	1	-	-	1	1	1	3	▼	6
	Uncontested Divorce	2017	18	11	17	11	12	10	7	-	-	-	-	86	-12%	86
		2016	11	14	15	18	12	12	16	19	15	14	13	98	▼	170
	Felonies and Related Matters	2017	90	119	153	179	91	100	86	-	-	-	-	818	-16%	818
		2016	124	115	94	229	117	82	212	78	137	183	102	973	▼	1,548
Miscellaneous	Misdemeanor	2017	13	20	27	24	24	37	34	-	-	-	-	179	7%	179
		2016	36	26	19	20	26	26	14	13	22	10	27	167	▲	261
	Other Criminally Related Matters	2017	3	4	20	6	68	12	13	-	-	-	-	126	100%	126
		2016	34	8	6	3	1	-	11	58	10	8	14	63	▲	162
Other		2017	121	130	172	167	119	125	156	-	-	-	-	990	-3%	990
		2016	183	200	166	149	92	93	140	159	137	137	128	1,023	▼	1,679
Other		2017	-	1	1	1	1	1	2	-	-	-	-	7	133%	7
		2016	1	1	1	-	-	-	-	2	-	2	-	3	▲	7


January 2016 -- July 2017 Filings

Dashboard

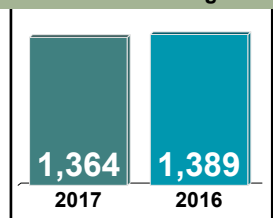
Court: Bristol Circuit
 Start/End Date: Jan-16 / Jul-17
 2016 Average Month: 183
 Jan-Jul 2016: 1,389
 Filings Trending: ↔

Circuit/Court ID: 28
 228520
 Type of Case: Filings
 2017 Average Month: 195
 Jan-Jul 2017 : 1,364
 Overall AVG. Month: 187

Monthly Filings Summary



Jan --- Jul Filings



Filings by Division

		Jan	Feb	Mar	Apr	May	Jun	Jul	Aug	Sep	Oct	Nov	Dec	Thru Jul	% Change	Total
Total	2017	199	173	224	138	229	183	218	-	-	-	-	-	1,364	-2%	1,364
	2016	220	292	178	184	163	156	196	152	134	188	233	95	1,389	▼	2,191
Civil	2017	15	22	19	12	25	25	23	-	-	-	-	-	141	26%	141
	2016	19	19	20	16	9	16	13	17	14	26	7	16	112	▲	192
Criminal	2017	117	81	139	80	154	88	143	-	-	-	-	-	802	2%	802
	2016	108	190	92	106	113	85	94	80	67	116	183	34	788	▲	1,268
Miscellaneous	2017	47	54	49	34	35	46	33	-	-	-	-	-	298	-16%	298
	2016	65	64	51	35	32	34	72	36	41	37	33	36	353	▼	536
Other	2017	20	16	17	12	15	24	19	-	-	-	-	-	123	-10%	123
	2016	28	19	15	27	9	21	17	19	12	9	10	9	136	▼	195

Filings by Division & Case Category

		Jan	Feb	Mar	Apr	May	Jun	Jul	Aug	Sep	Oct	Nov	Dec	Thru Jul	% Change	Total
Civil	Administrative Law	2017	-	2	-	-	-	-	-	-	-	-	-	2	100%	2
		2016	-	1	-	-	-	-	-	-	-	-	-	1	▲	1
	Contested Divorce	2017	1	5	2	1	3	2	-	-	-	-	-	14	27%	14
		2016	-	3	2	2	2	2	2	1	-	2	4	11	▲	20
	Domestic and Family - Level 1	2017	2	2	5	-	9	3	-	-	-	-	-	24	60%	24
		2016	8	1	1	2	-	1	1	1	6	-	4	15	▲	27
	Domestic and Family - Level 2	2017	-	-	1	-	1	2	-	-	-	-	-	4	0%	4
		2016	-	2	-	1	-	1	-	1	2	-	-	4	↔	7
	General Civil - Level 1	2017	1	2	-	-	-	-	-	-	-	-	-	3	3	3
		2016	-	-	-	-	-	-	1	-	1	-	-	0	↔	2
	General Civil - Level 2	2017	3	2	5	3	5	6	-	-	-	-	-	30	11%	30
		2016	5	5	4	3	2	4	5	3	7	3	2	27	▲	47
	General Civil - Level 3	2017	5	3	3	1	4	6	-	-	-	-	-	29	123%	29
		2016	-	1	1	3	2	6	2	1	2	1	-	13	▲	19
Criminal	Probates/Wills & Trusts - Level 2	2017	-	1	-	1	-	-	-	-	-	-	-	2	0%	2
		2016	-	-	-	1	-	1	-	-	-	-	-	2	↔	2
	Protective Orders	2017	-	-	-	-	-	-	-	-	-	-	-	0	-100%	0
		2016	1	-	-	-	1	-	1	-	-	-	-	2	▼	3
	Uncontested Divorce	2017	3	5	3	6	3	8	-	-	-	-	-	33	-11%	33
		2016	5	6	12	4	3	3	5	7	8	1	6	37	▼	64
	Felonies and Related Matters	2017	98	67	94	59	123	73	-	-	-	-	-	646	2%	646
		2016	72	162	75	87	83	71	66	52	96	145	21	632	▲	1,012
	Misdemeanor	2017	18	6	45	14	17	14	-	-	-	-	-	123	-15%	123
Miscellaneous		2016	34	28	14	16	30	10	11	7	19	21	9	144	▼	211
	Other Criminally Related Matters	2017	1	8	-	7	14	1	-	-	-	-	-	33	175%	33
		2016	2	-	3	3	-	4	3	8	1	17	4	12	▲	45
	Miscellaneous	2017	47	54	49	34	35	46	-	-	-	-	-	298	-16%	298
		2016	65	64	51	35	32	34	36	41	37	33	36	353	▼	536
	Other	2017	20	16	17	12	15	24	-	-	-	-	-	123	-10%	123
		2016	28	19	15	27	9	21	19	12	9	10	9	136	▼	195

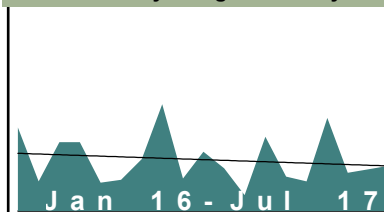
January 2016 -- July 2017 Filings

Dashboard

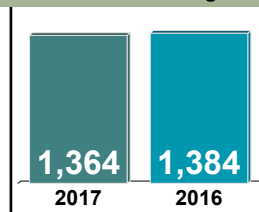
Court: Buchanan Circuit
 Start/End Date: Jan-16 / Jul-17
 2016 Average Month: 197
 Jan-Jul 2016: 1,384
 Filings Trending: ↔

Circuit/Court ID: 29
 229027
 Type of Case: Filings
 2017 Average Month: 195
 Jan-Jul 2017 : 1,364
 Overall AVG. Month: 196

Monthly Filings Summary



Jan --- Jul Filings



Filings by Division

		Jan	Feb	Mar	Apr	May	Jun	Jul	Aug	Sep	Oct	Nov	Dec	Thru Jul	% Change	Total
Total	2017	284	132	113	356	146	160	173	-	-	-	-	-	1,364	-1%	1,364
	2016	319	113	263	263	108	119	199	408	124	227	163	61	1,384	▼	2,367
Civil	2017	16	19	31	23	23	34	22	-	-	-	-	-	168	1%	168
	2016	32	20	28	21	15	38	13	15	35	27	27	10	167	▲	281
Criminal	2017	200	47	27	296	78	52	111	-	-	-	-	-	811	3%	811
	2016	214	28	167	167	55	34	120	328	40	117	65	13	785	▲	1,348
Miscellaneous	2017	67	66	55	36	43	74	40	-	-	-	-	-	381	-11%	381
	2016	73	64	66	75	38	46	66	65	49	83	71	38	428	▼	734
Other	2017	1	-	-	1	2	-	-	-	-	-	-	-	4	0%	4
	2016	-	1	2	-	-	1	-	-	-	-	-	-	4	↔	4

Filings by Division & Case Category

		Jan	Feb	Mar	Apr	May	Jun	Jul	Aug	Sep	Oct	Nov	Dec	Thru Jul	% Change	Total
Civil	Administrative Law	2017	-	-	-	1	3	-	-	-	-	-	-	4	4	4
		2016	-	-	-	-	-	-	-	-	1	-	-	0	↔	1
	Contested Divorce	2017	3	1	1	1	2	-	-	-	-	-	-	10	-9%	10
		2016	2	-	6	1	2	-	1	1	2	1	2	11	▼	18
	Domestic and Family - Level 1	2017	2	1	4	-	7	8	-	-	-	-	-	26	-40%	26
		2016	10	6	3	1	6	2	2	18	11	13	-	43	▼	87
	Domestic and Family - Level 2	2017	1	1	4	6	-	5	-	-	-	-	-	22	57%	22
		2016	1	1	2	3	2	2	1	3	2	2	1	14	▲	23
	General Civil - Level 1	2017	1	-	-	-	-	-	-	-	-	-	-	1	-67%	1
		2016	2	-	1	-	-	-	-	-	-	1	-	3	▼	4
	General Civil - Level 2	2017	1	9	11	5	5	7	-	-	-	-	-	39	3%	39
		2016	5	5	10	7	2	2	5	2	2	1	2	38	▲	50
	General Civil - Level 3	2017	1	4	1	3	2	6	-	-	-	-	-	19	-17%	19
		2016	5	2	2	5	3	3	2	3	3	-	1	23	▼	32
Criminal	Probates/Wills & Trusts - Level 2	2017	2	1	1	-	1	3	-	-	-	-	-	8	300%	8
		2016	-	-	-	-	-	2	-	2	3	2	2	2	▲	11
	Protective Orders	2017	-	-	-	1	1	1	-	-	-	-	-	4	100%	4
		2016	-	-	-	1	1	-	1	3	-	-	-	2	▲	6
	Uncontested Divorce	2017	5	2	9	7	4	3	-	-	-	-	-	35	13%	35
		2016	7	6	4	3	8	2	3	3	3	7	2	31	▲	49
	Felonies and Related Matters	2017	180	34	21	238	64	43	73	-	-	-	-	653	10%	653
		2016	163	13	124	137	34	26	94	283	27	84	52	591	▲	1,044
	Misdemeanor	2017	20	8	6	55	8	7	33	-	-	-	-	137	-18%	137
Miscellaneous		2016	31	13	42	28	19	8	26	45	9	28	8	167	▼	263
	Other Criminally Related Matters	2017	-	5	-	3	6	2	5	-	-	-	-	21	-22%	21
		2016	20	2	1	2	2	-	-	4	5	5	-	27	▼	41
	Miscellaneous	2017	67	66	55	36	43	74	40	-	-	-	-	381	-11%	381
		2016	73	64	66	75	38	46	66	65	49	83	71	428	▼	734
	Other	2017	1	-	-	1	2	-	-	-	-	-	-	4	0%	4
		2016	-	1	2	-	-	1	-	-	-	-	-	4	↔	4

January 2016 -- July 2017 Filings

Dashboard

Court: Dickenson Circuit

Start/End Date: Jan-16 / Jul-17

2016 Average Month: 115

Jan-Jul 2016: 758

Filings Trending: ▼

Circuit/Court ID: 29

229051

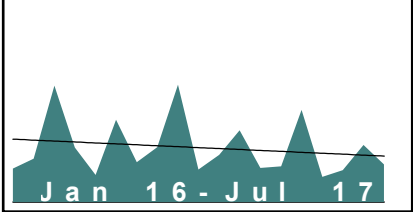
Type of Case: Filings

2017 Average Month:86

Jan-Jul 2017 : 599

Overall AVG. Month: 104

Monthly Filings Summary



Jan --- Jul Filings

599

758

2017

2016

Filings by Division																
		Jan	Feb	Mar	Apr	May	Jun	Jul	Aug	Sep	Oct	Nov	Dec	Thru Jul	% Change	Total
Total	2017	65	68	176	48	61	109	72	-	-	-	-	-	599	-21%	599
	2016	64	83	222	104	52	157	76	105	224	62	90	137	758	▼	1,376
Civil	2017	18	23	25	10	14	16	13	-	-	-	-	-	119	2%	119
	2016	6	14	19	20	15	25	18	21	16	14	18	13	117	▲	199
Criminal	2017	10	10	95	13	15	46	35	-	-	-	-	-	224	-33%	224
	2016	11	11	149	55	9	91	10	29	165	15	34	99	336	▼	678
Miscellaneous	2017	32	30	46	21	28	35	23	-	-	-	-	-	215	-14%	215
	2016	38	48	40	26	25	31	42	46	35	31	31	18	250	▼	411
Other	2017	5	5	10	4	4	12	1	-	-	-	-	-	41	-25%	41
	2016	9	10	14	3	3	10	6	9	8	2	7	7	55	▼	88

Filings by Division & Case Category																
		Jan	Feb	Mar	Apr	May	Jun	Jul	Aug	Sep	Oct	Nov	Dec	Thru Jul	% Change	Total
Civil	Administrative Law	2017	-	-	-	-	1	1	-	-	-	-	-	2	2	2
		2016	-	-	-	-	-	-	-	-	-	-	-	0	↔	0
	Contested Divorce	2017	-	4	3	1	2	1	-	-	-	-	-	13	0%	13
		2016	-	3	2	3	1	2	5	1	1	2	3	13	↔	25
	Domestic and Family - Level 1	2017	4	-	1	4	-	4	-	-	-	-	-	13	-32%	13
		2016	-	2	3	3	2	8	4	4	1	3	-	19	▼	31
	Domestic and Family - Level 2	2017	2	4	2	1	2	3	1	-	-	-	-	15	15%	15
		2016	-	3	1	3	4	1	-	-	-	4	1	13	▲	18
	General Civil - Level 1	2017	-	1	-	-	-	1	-	-	-	-	-	2	-60%	2
		2016	-	-	-	-	-	5	-	1	-	-	-	5	▼	6
	General Civil - Level 2	2017	4	4	3	-	5	-	-	-	-	-	-	22	57%	22
		2016	1	1	3	3	4	2	4	2	3	3	3	14	▲	29
	General Civil - Level 3	2017	1	-	1	1	-	1	2	-	-	-	-	6	-67%	6
		2016	1	4	4	1	1	5	2	4	4	3	1	18	▼	32
Criminal	Probates/Wills & Trusts - Level 1	2017	-	-	-	-	-	-	-	-	-	-	-	0	-100%	0
		2016	-	-	-	1	-	-	-	-	-	-	-	1	▼	1
	Probates/Wills & Trusts - Level 2	2017	1	4	2	1	-	2	-	-	-	-	-	10	900%	10
		2016	-	-	1	-	-	-	-	-	2	2	1	1	▲	6
	Protective Orders	2017	-	-	-	-	-	-	-	-	-	-	-	0	-100%	0
		2016	-	-	-	-	1	-	-	-	-	-	-	1	▼	1
	Uncontested Divorce	2017	6	6	13	2	5	2	-	-	-	-	-	36	13%	36
		2016	4	1	5	6	6	5	4	4	4	3	3	32	▲	50
	Capital Murder	2017	-	-	-	-	-	-	-	-	-	-	-	0	-100%	0
		2016	-	-	15	-	-	-	-	-	-	-	-	15	▼	15
	Felonies and Related Matters	2017	9	9	90	8	9	37	30	-	-	-	-	192	-33%	192
		2016	11	5	128	48	6	82	8	27	157	14	30	288	▼	610
	Misdemeanor	2017	1	1	5	3	6	9	4	-	-	-	-	29	-3%	29
		2016	-	5	5	7	3	9	1	2	7	1	4	30	▼	48
	Other Criminally Related Matters	2017	-	-	-	2	-	-	1	-	-	-	-	3	0%	3
		2016	-	1	1	-	-	-	1	-	1	-	1	3	↔	5
	Miscellaneous	2017	32	30	46	21	28	35	23	-	-	-	-	215	-14%	215
		2016	38	48	40	26	25	31	42	46	35	31	18	250	▼	411
	Other	2017	5	5	10	4	4	12	1	-	-	-	-	41	-25%	41
		2016	9	10	14	3	3	10	6	9	8	2	7	55	▼	88


January 2016 -- July 2017 Filings

Dashboard

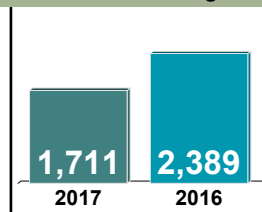
Court: Russell Circuit
 Start/End Date: Jan-16 / Jul-17
 2016 Average Month: 330
 Jan-Jul 2016: 2,389
 Filings Trending: ▼

Circuit/Court ID: 29
 229167
 Type of Case: Filings
 2017 Average Month: 244
 Jan-Jul 2017 : 1,711
 Overall AVG. Month: 298

Monthly Filings Summary



Jan --- Jul Filings



Filings by Division

		Jan	Feb	Mar	Apr	May	Jun	Jul	Aug	Sep	Oct	Nov	Dec	Thru Jul	% Change	Total
Total	2017	203	414	243	178	345	175	153	-	-	-	-	-	1,711	-28%	1,711
	2016	271	584	456	340	371	180	187	553	179	166	431	239	2,389	▼	3,957
Civil	2017	26	25	31	38	36	17	24	-	-	-	-	-	197	-14%	197
	2016	24	42	33	54	24	29	23	38	37	29	25	30	229	▼	388
Criminal	2017	73	287	109	71	214	67	53	-	-	-	-	-	874	0%	874
	2016	90	313	148	109	141	48	27	394	69	46	301	115	876	▼	1,801
Miscellaneous	2017	77	83	79	53	63	72	54	-	-	-	-	-	481	-26%	481
	2016	109	117	108	79	84	52	101	77	54	69	72	69	650	▼	991
Other	2017	27	19	24	16	32	19	22	-	-	-	-	-	159	-75%	159
	2016	48	112	167	98	122	51	36	44	19	22	33	25	634	▼	777

Filings by Division & Case Category

		Jan	Feb	Mar	Apr	May	Jun	Jul	Aug	Sep	Oct	Nov	Dec	Thru Jul	% Change	Total
Civil	Administrative Law	2017	1	-	-	-	-	1	-	-	-	-	-	2	100%	2
		2016	-	-	-	1	-	-	-	-	-	-	-	1	▲	1
	Contested Divorce	2017	2	4	1	1	4	5	-	-	-	-	-	21	0%	21
		2016	3	7	2	3	2	2	5	2	7	4	4	21	↔	43
	Domestic and Family - Level 1	2017	10	2	3	6	4	-	-	-	-	-	-	25	-49%	25
		2016	-	13	9	18	4	5	11	17	6	1	5	49	▼	89
	Domestic and Family - Level 2	2017	2	4	1	1	2	6	-	-	-	-	-	17	6%	17
		2016	1	-	4	3	5	1	3	5	1	-	5	16	▲	30
	General Civil - Level 1	2017	1	-	-	1	1	-	-	-	-	-	-	3	0%	3
		2016	1	-	1	-	-	1	-	1	-	1	1	3	↔	6
	General Civil - Level 2	2017	3	1	3	13	2	5	-	-	-	-	-	29	-22%	29
		2016	9	4	4	6	1	8	5	3	4	3	4	37	▼	59
	General Civil - Level 3	2017	1	3	13	1	7	1	-	-	-	-	-	27	-18%	27
		2016	4	3	3	6	4	6	7	4	6	1	5	33	▼	53
Criminal	Probates/Wills & Trusts - Level 1	2017	-	-	-	-	-	-	-	-	-	-	-	0	-100%	0
		2016	-	1	-	-	1	-	-	-	-	-	-	2	▼	2
	Probates/Wills & Trusts - Level 2	2017	-	1	1	3	2	1	2	-	-	-	-	10	11%	10
		2016	1	4	-	1	1	1	1	-	-	-	-	9	▲	10
	Protective Orders	2017	-	-	-	-	1	-	-	-	-	-	-	1	0%	1
		2016	-	-	1	-	-	-	-	-	-	-	-	1	↔	1
	Uncontested Divorce	2017	6	10	9	12	13	8	-	-	-	-	-	62	9%	62
		2016	5	10	9	16	6	5	6	3	10	11	7	57	▲	94
	Felonies and Related Matters	2017	52	255	93	59	163	47	29	-	-	-	-	698	-9%	698
		2016	80	297	132	89	114	34	22	340	48	28	222	768	▼	1,505
Miscellaneous	Misdemeanor	2017	21	32	11	10	49	20	21	-	-	-	-	164	82%	164
		2016	7	12	14	15	26	12	4	54	18	17	79	90	▲	270
	Other Criminally Related Matters	2017	-	-	5	2	2	-	3	-	-	-	-	12	-33%	12
		2016	3	4	2	5	1	2	1	-	3	1	4	18	▼	26
Other		2017	77	83	79	53	63	72	54	-	-	-	-	481	-26%	481
		2016	109	117	108	79	84	52	101	77	54	69	72	650	▼	991
Other		2017	27	19	24	16	32	19	22	-	-	-	-	159	-75%	159
		2016	48	112	167	98	122	51	36	44	19	22	33	634	▼	777

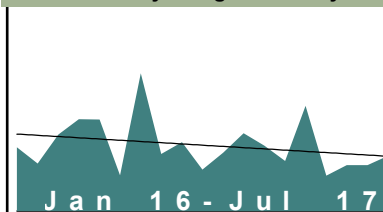
January 2016 -- July 2017 Filings

Dashboard

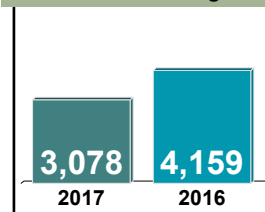
Court: Tazewell Circuit
 Start/End Date: Jan-16 / Jul-17
 2016 Average Month: 540
 Jan-Jul 2016: 4,159
 Filings Trending: ▼

Circuit/Court ID: 29
 229185
 Type of Case: Filings
 2017 Average Month: 440
 Jan-Jul 2017 : 3,078
 Overall AVG. Month: 503

Monthly Filings Summary



Jan --- Jul Filings



Filings by Division

		Jan	Feb	Mar	Apr	May	Jun	Jul	Aug	Sep	Oct	Nov	Dec	Thru Jul	% Change	Total
Total	2017	499	383	805	270	350	350	421	-	-	-	-	-	3,078	-26%	3,078
	2016	487	362	585	701	698	274	1,052	437	527	317	447	595	4,159	▼	6,482
Civil	2017	44	31	50	41	55	42	36	-	-	-	-	-	299	-13%	299
	2016	38	56	52	56	47	51	43	39	35	55	50	48	343	▼	570
Criminal	2017	335	217	644	146	190	205	300	-	-	-	-	-	2,037	-29%	2,037
	2016	280	113	378	517	553	105	913	239	371	145	300	458	2,859	▼	4,372
Miscellaneous	2017	111	128	108	75	101	90	81	-	-	-	-	-	694	-24%	694
	2016	163	182	148	123	91	110	91	151	115	109	89	79	908	▼	1,451
Other	2017	9	7	3	8	4	13	4	-	-	-	-	-	48	-2%	48
	2016	6	11	7	5	7	8	5	8	6	8	8	10	49	▼	89

Filings by Division & Case Category

		Jan	Feb	Mar	Apr	May	Jun	Jul	Aug	Sep	Oct	Nov	Dec	Thru Jul	% Change	Total
Civil	Administrative Law	2017	-	-	-	1	-	1	-	-	-	-	-	2	-67%	2
		2016	1	-	1	1	-	3	-	-	2	3	-	6	▼	11
	Contested Divorce	2017	6	2	7	5	5	8	6	-	-	-	-	39	0%	39
		2016	2	9	6	8	8	3	3	3	5	4	3	39	↔	57
	Domestic and Family - Level 1	2017	4	1	3	3	4	4	9	-	-	-	-	28	-22%	28
		2016	2	10	2	6	1	5	10	5	1	6	5	36	▼	54
	Domestic and Family - Level 2	2017	2	2	3	3	8	4	2	-	-	-	-	24	-41%	24
		2016	2	9	9	6	5	6	4	3	1	3	4	41	▼	55
	General Civil - Level 1	2017	-	-	-	-	-	-	-	-	-	-	-	0	-100%	0
		2016	-	-	-	-	1	-	1	-	-	2	1	2	▼	6
	General Civil - Level 2	2017	11	6	10	9	8	9	5	-	-	-	-	58	18%	58
		2016	4	5	7	11	10	8	4	6	7	14	8	49	▲	89
Criminal	General Civil - Level 3	2017	7	3	7	3	10	3	-	-	-	-	-	33	-23%	33
		2016	5	4	4	3	5	14	8	3	3	10	11	43	▼	80
	Probates/Wills & Trusts - Level 1	2017	-	-	-	-	-	1	-	-	-	-	-	1	0%	1
		2016	-	-	-	1	-	-	-	-	-	-	-	1	↔	1
	Probates/Wills & Trusts - Level 2	2017	2	4	4	4	3	2	2	-	-	-	-	21	62%	21
		2016	4	-	3	3	2	1	-	3	7	2	9	13	▲	36
	Uncontested Divorce	2017	12	13	16	13	17	11	11	-	-	-	-	93	-18%	93
		2016	18	19	20	17	15	11	13	15	9	13	16	113	▼	181
	Capital Murder	2017	-	-	1	-	-	-	-	-	-	-	-	1	1	1
		2016	-	-	-	-	-	-	-	-	1	-	-	0	↔	1
	Felonies and Related Matters	2017	257	188	497	111	126	154	196	-	-	-	-	1,529	-33%	1,529
		2016	195	84	299	442	402	78	766	184	262	106	249	2,266	▼	3,446
Miscellaneous	Misdemeanor	2017	72	26	141	30	62	48	100	-	-	-	-	479	-14%	479
		2016	83	25	76	64	140	26	143	53	105	35	45	557	▼	872
	Other Criminally Related Matters	2017	6	3	5	5	2	3	4	-	-	-	-	28	-22%	28
		2016	2	4	3	11	11	1	4	2	4	3	6	36	▼	53
	Miscellaneous	2017	111	128	108	75	101	90	81	-	-	-	-	694	-24%	694
		2016	163	182	148	123	91	110	91	151	115	109	89	908	▼	1,451
	Other	2017	9	7	3	8	4	13	4	-	-	-	-	48	-2%	48
		2016	6	11	7	5	7	8	5	8	6	8	8	49	▼	89


January 2016 -- July 2017 Filings

Dashboard

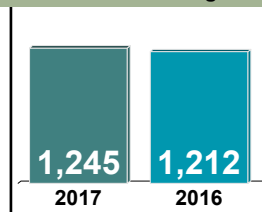
Court: Lee Circuit
 Start/End Date: Jan-16 / Jul-17
 2016 Average Month: 189
 Jan-Jul 2016: 1,212
 Filings Trending: ▲

Circuit/Court ID: 30
 230105
 Type of Case: Filings
 2017 Average Month: 178
 Jan-Jul 2017 : 1,245
 Overall AVG. Month: 185

Monthly Filings Summary



Jan --- Jul Filings



Filings by Division

		Jan	Feb	Mar	Apr	May	Jun	Jul	Aug	Sep	Oct	Nov	Dec	Thru Jul	% Change	Total
Total	2017	171	128	137	227	224	157	201	-	-	-	-	-	1,245	3%	1,245
	2016	176	199	163	151	177	178	168	186	279	190	242	161	1,212	▲	2,270
Civil	2017	15	12	25	22	16	31	28	-	-	-	-	-	149	1%	149
	2016	15	29	20	23	21	20	20	32	23	18	21	19	148	▲	261
Criminal	2017	100	63	40	154	165	85	147	-	-	-	-	-	754	9%	754
	2016	101	112	66	89	112	112	98	91	198	112	159	106	690	▲	1,356
Miscellaneous	2017	51	49	67	45	40	38	26	-	-	-	-	-	316	-15%	316
	2016	60	58	77	38	44	46	48	63	58	59	62	35	371	▼	648
Other	2017	5	4	5	6	3	3	-	-	-	-	-	-	26	767%	26
	2016	-	-	-	1	-	-	2	-	-	1	-	1	3	▲	5

Filings by Division & Case Category

		Jan	Feb	Mar	Apr	May	Jun	Jul	Aug	Sep	Oct	Nov	Dec	Thru Jul	% Change	Total
Civil	Administrative Law	2017	-	-	-	-	-	1	-	-	-	-	-	1	0%	1
		2016	1	-	-	-	-	-	-	-	-	-	-	1	↔	1
	Contested Divorce	2017	-	-	7	6	1	3	-	-	-	-	-	20	25%	20
		2016	1	3	6	2	2	1	1	4	3	3	-	16	▲	27
	Domestic and Family - Level 1	2017	2	1	-	2	-	2	1	-	-	-	-	8	100%	8
		2016	1	-	-	1	-	2	-	2	-	3	1	4	▲	11
	Domestic and Family - Level 2	2017	4	-	4	3	4	6	3	-	-	-	-	24	-11%	24
		2016	2	4	5	3	7	4	8	2	1	6	2	27	▼	46
	General Civil - Level 1	2017	-	-	-	-	-	1	-	-	-	-	-	1	0%	1
		2016	-	-	-	-	-	1	-	-	-	-	-	1	↔	2
	General Civil - Level 2	2017	1	3	4	3	2	5	2	-	-	-	-	20	43%	20
		2016	1	3	2	4	1	2	6	3	4	2	3	14	▲	32
Criminal	General Civil - Level 3	2017	3	3	3	6	3	1	5	-	-	-	-	24	0%	24
		2016	2	5	3	1	3	6	4	9	2	3	1	24	↔	42
	Probates/Wills & Trusts - Level 2	2017	2	-	-	-	1	7	3	-	-	-	-	13	8%	13
		2016	2	4	-	4	1	1	-	1	2	1	1	12	▲	18
	Uncontested Divorce	2017	3	5	7	2	5	6	10	-	-	-	-	38	-22%	38
		2016	5	10	4	8	7	4	11	6	8	6	5	49	▼	82
	Felonies and Related Matters	2017	77	41	19	89	133	51	110	-	-	-	-	520	2%	520
		2016	63	91	47	62	87	81	78	57	146	86	119	509	▲	982
	Misdemeanor	2017	22	16	20	21	22	27	26	-	-	-	-	154	15%	154
		2016	17	16	14	17	24	27	19	22	50	25	31	134	▲	300
	Other Criminally Related Matters	2017	1	6	1	44	10	7	11	-	-	-	-	80	70%	80
		2016	21	5	5	10	1	4	1	12	2	1	9	47	▲	74
Miscellaneous		2017	51	49	67	45	40	38	26	-	-	-	-	316	-15%	316
		2016	60	58	77	38	44	46	48	63	58	59	62	371	▼	648
Other		2017	5	4	5	6	3	3	-	-	-	-	-	26	767%	26
		2016	-	-	-	1	-	-	2	-	-	1	-	3	▲	5

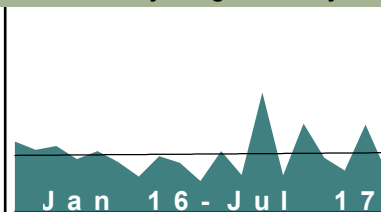
January 2016 -- July 2017 Filings

Dashboard

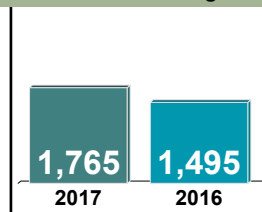
Court: Scott Circuit
 Start/End Date: Jan-16 / Jul-17
 2016 Average Month: 198
 Jan-Jul 2016: 1,495
 Filings Trending: ▲

Circuit/Court ID: 30
 230169
 Type of Case: Filings
 2017 Average Month: 252
 Jan-Jul 2017 : 1,765
 Overall AVG. Month: 218

Monthly Filings Summary



Jan --- Jul Filings



Filings by Division

		Jan	Feb	Mar	Apr	May	Jun	Jul	Aug	Sep	Oct	Nov	Dec	Thru Jul	% Change	Total
Total	2017	453	136	334	203	155	330	154	-	-	-	-	-	1,765	18%	1,765
	2016	265	234	249	198	229	188	132	209	184	115	229	138	1,495	▲	2,370
Civil	2017	14	14	32	20	14	26	33	-	-	-	-	-	153	-6%	153
	2016	24	24	24	34	23	14	19	20	12	15	28	29	162	▼	266
Criminal	2017	363	44	201	139	87	240	72	-	-	-	-	-	1,146	35%	1,146
	2016	147	130	142	112	153	119	44	130	119	45	145	50	847	▲	1,336
Miscellaneous	2017	75	78	101	44	54	64	49	-	-	-	-	-	465	-4%	465
	2016	94	80	83	52	53	55	69	59	53	55	56	59	486	▼	768
Other	2017	1	-	-	-	-	-	-	-	-	-	-	-	1	1	1
	2016	-	-	-	-	-	-	-	-	-	-	-	-	0	↔	0

Filings by Division & Case Category

		Jan	Feb	Mar	Apr	May	Jun	Jul	Aug	Sep	Oct	Nov	Dec	Thru Jul	% Change	Total
Civil	Administrative Law	2017	-	-	-	-	-	1	-	-	-	-	-	1	0%	1
		2016	-	-	1	-	-	-	-	-	1	-	-	1	↔	2
	Contested Divorce	2017	1	1	3	3	2	5	-	-	-	-	-	17	-56%	17
		2016	3	4	6	7	6	8	3	1	1	5	4	39	▼	53
	Domestic and Family - Level 1	2017	-	-	12	-	2	7	-	-	-	-	-	27	350%	27
		2016	4	-	-	1	1	-	2	-	-	10	10	6	▲	28
	Domestic and Family - Level 2	2017	1	-	2	1	2	-	-	-	-	-	-	7	40%	7
		2016	-	1	1	1	1	-	1	-	-	-	-	5	▲	6
	General Civil - Level 1	2017	-	-	1	1	-	-	-	-	-	-	-	3	-25%	3
		2016	-	2	-	1	-	1	-	-	-	-	1	4	▼	5
	General Civil - Level 2	2017	3	1	4	5	3	5	-	-	-	-	-	25	47%	25
		2016	3	6	2	-	1	3	2	3	1	3	3	17	▲	28
Criminal	General Civil - Level 3	2017	1	2	2	4	2	5	-	-	-	-	-	18	-22%	18
		2016	7	3	5	3	3	1	3	3	4	4	3	23	▼	40
	Probates/Wills & Trusts - Level 2	2017	1	-	-	1	1	1	-	-	-	-	-	7	-46%	7
		2016	1	1	4	2	2	-	3	4	-	1	3	13	▼	21
	Uncontested Divorce	2017	7	10	8	5	2	5	-	-	-	-	-	48	-11%	48
		2016	6	7	5	19	9	4	4	7	6	7	5	54	▼	83
	Felonies and Related Matters	2017	310	18	142	103	49	212	37	-	-	-	-	871	73%	871
		2016	98	75	74	72	82	86	16	77	96	18	102	503	▲	812
	Misdemeanor	2017	45	25	48	32	32	26	25	-	-	-	-	233	-15%	233
		2016	43	52	46	34	54	25	20	42	21	18	40	274	▼	424
	Other Criminally Related Matters	2017	8	1	11	4	6	2	10	-	-	-	-	42	-40%	42
		2016	6	3	22	6	17	8	8	11	2	9	3	70	▼	100
Miscellaneous		2017	75	78	101	44	54	64	49	-	-	-	-	465	-4%	465
		2016	94	80	83	52	53	55	69	59	53	55	56	486	▼	768
Other		2017	1	-	-	-	-	-	-	-	-	-	-	1	1	1
		2016	-	-	-	-	-	-	-	-	-	-	-	0	↔	0


January 2016 -- July 2017 Filings

Dashboard

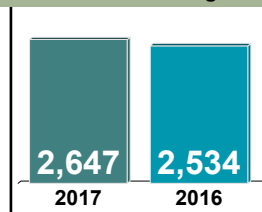
Court: Wise Circuit
 Start/End Date: Jan-16 / Jul-17
 2016 Average Month: 352
 Jan-Jul 2016: 2,534
 Filings Trending: ▲

Circuit/Court ID: 30
 230195
 Type of Case: Filings
 2017 Average Month: 378
 Jan-Jul 2017 : 2,647
 Overall AVG. Month: 361

Monthly Filings Summary



Jan --- Jul Filings



Filings by Division

		Jan	Feb	Mar	Apr	May	Jun	Jul	Aug	Sep	Oct	Nov	Dec	Thru Jul	% Change	Total
Total	2017	530	395	533	271	314	294	310	-	-	-	-	-	2,647	4%	2,647
	2016	285	485	423	295	274	472	300	448	347	313	299	279	2,534	▲	4,220
Civil	2017	57	52	69	44	58	38	40	-	-	-	-	-	358	3%	358
	2016	41	49	54	46	50	53	56	37	68	59	34	45	349	▲	592
Criminal	2017	400	258	360	152	174	167	202	-	-	-	-	-	1,713	12%	1,713
	2016	154	313	253	162	157	353	136	304	182	173	176	170	1,528	▲	2,533
Miscellaneous	2017	70	80	99	72	79	82	68	-	-	-	-	-	550	-14%	550
	2016	85	119	114	85	66	63	107	107	94	80	86	62	639	▼	1,068
Other	2017	3	5	5	3	3	7	-	-	-	-	-	-	26	44%	26
	2016	5	4	2	2	1	3	1	-	3	1	3	2	18	▲	27

Filings by Division & Case Category

		Jan	Feb	Mar	Apr	May	Jun	Jul	Aug	Sep	Oct	Nov	Dec	Thru Jul	% Change	Total
Civil	Administrative Law	2017	-	1	1	1	1	-	-	-	-	-	-	4	300%	4
		2016	1	-	-	-	-	-	1	1	3	1	-	1	▲	7
	Contested Divorce	2017	6	10	8	7	4	7	1	-	-	-	-	43	-23%	43
		2016	5	7	12	10	6	6	10	4	7	4	6	56	▼	82
	Domestic and Family - Level 1	2017	22	10	5	9	11	3	4	-	-	-	-	64	83%	64
		2016	4	1	1	2	14	7	6	4	12	15	-	35	▲	79
	Domestic and Family - Level 2	2017	3	6	9	4	7	1	4	-	-	-	-	34	-13%	34
		2016	2	3	6	3	7	6	12	3	6	3	4	39	▼	56
	General Civil - Level 1	2017	-	-	-	1	-	1	2	-	-	-	-	4	-56%	4
		2016	1	1	-	2	3	2	-	1	-	3	1	9	▼	14
	General Civil - Level 2	2017	6	2	11	4	7	2	6	-	-	-	-	38	-38%	38
		2016	4	11	14	9	7	10	6	10	9	1	12	61	▼	103
	General Civil - Level 3	2017	5	4	9	1	6	7	3	-	-	-	-	35	40%	35
		2016	4	1	3	6	5	2	4	3	10	6	3	25	▲	53
Criminal	Probates/Wills & Trusts - Level 1	2017	-	-	-	-	1	-	-	-	-	-	-	1	0%	1
		2016	1	-	-	-	-	-	-	-	-	-	-	1	↔	1
	Probates/Wills & Trusts - Level 2	2017	1	4	5	1	3	1	3	-	-	-	-	18	-22%	18
		2016	5	5	5	2	1	4	1	1	4	3	-	23	▼	34
	Uncontested Divorce	2017	14	15	21	16	18	16	17	-	-	-	-	117	18%	117
		2016	14	20	13	12	7	16	17	11	17	16	13	99	▲	163
	Capital Murder	2017	-	-	-	1	-	-	-	-	-	-	-	1	-75%	1
		2016	-	-	-	-	4	-	-	-	-	-	-	4	▼	4
	Felonies and Related Matters	2017	286	172	322	101	111	130	157	-	-	-	-	1,279	12%	1,279
		2016	101	250	158	120	113	313	83	215	135	112	122	1,138	▲	1,838
Miscellaneous	Misdemeanor	2017	99	78	33	41	57	34	40	-	-	-	-	382	24%	382
		2016	42	51	81	32	34	31	36	74	40	51	44	307	▲	559
	Other Criminally Related Matters	2017	15	8	5	9	6	3	5	-	-	-	-	51	-35%	51
		2016	11	12	14	10	6	9	17	15	7	10	10	79	▼	132
Other	Miscellaneous	2017	70	80	99	72	79	82	68	-	-	-	-	550	-14%	550
		2016	85	119	114	85	66	63	107	107	94	80	86	639	▼	1,068
Other		2017	3	5	5	3	3	7	-	-	-	-	-	26	44%	26
		2016	5	4	2	2	1	3	1	-	3	1	3	18	▲	27

January 2016 -- July 2017 Filings

Dashboard

Court: Prince William Circuit

Start/End Date: Jan-16 / Jul-17

2016 Average Month: 1,538

Jan-Jul 2016: 10,893

Filings Trending: ↔

Circuit/Court ID: 31

231153

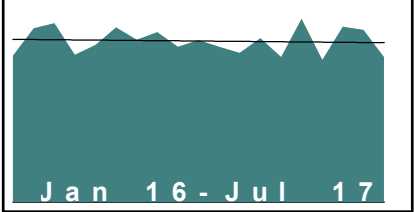
Type of Case: Filings

2017 Average Month: 1,537

Jan-Jul 2017 : 10,762

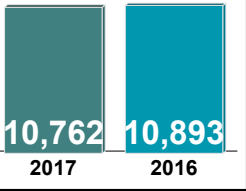
Overall AVG. Month: 1,538

Monthly Filings Summary



Jan 16 - Jul 17

Jan --- Jul Filings



10,762 10,893

2017 2016

Filings by Division																
		Jan	Feb	Mar	Apr	May	Jun	Jul	Aug	Sep	Oct	Nov	Dec	Thru Jul	% Change	Total
Total	2017	1,564	1,384	1,751	1,357	1,676	1,644	1,386	-	-	-	-	-	10,762	-1%	10,762
	2016	1,399	1,659	1,709	1,406	1,502	1,669	1,549	1,622	1,482	1,547	1,483	1,424	10,893	▼	18,451
Civil	2017	230	246	281	253	280	274	207	-	-	-	-	-	1,771	-5%	1,771
	2016	204	269	273	248	291	301	281	307	299	248	252	245	1,867	▼	3,218
Criminal	2017	440	405	541	410	581	553	479	-	-	-	-	-	3,409	3%	3,409
	2016	394	487	479	432	518	506	482	522	493	531	411	401	3,298	▲	5,656
Miscellaneous	2017	772	675	832	623	708	749	630	-	-	-	-	-	4,989	-2%	4,989
	2016	734	800	887	653	592	728	684	710	638	693	740	692	5,078	▼	8,551
Other	2017	122	58	97	71	107	68	70	-	-	-	-	-	593	-9%	593
	2016	67	103	70	73	101	134	102	83	52	75	80	86	650	▼	1,026

Filings by Division & Case Category																
		Jan	Feb	Mar	Apr	May	Jun	Jul	Aug	Sep	Oct	Nov	Dec	Thru Jul	% Change	Total
Civil	Administrative Law	2017	-	-	3	-	2	1	-	-	-	-	-	6	-50%	6
		2016	3	-	-	4	2	3	-	1	9	6	1	12	▼	29
	Contested Divorce	2017	32	29	35	29	35	31	28	-	-	-	-	219	-4%	219
		2016	23	37	27	30	35	39	36	37	45	28	19	227	▼	377
	Domestic and Family - Level 1	2017	14	9	18	20	25	21	24	-	-	-	-	131	-15%	131
		2016	20	17	25	21	19	23	29	26	21	12	32	154	▼	266
	Domestic and Family - Level 2	2017	14	7	20	11	13	18	7	-	-	-	-	90	-15%	90
		2016	7	11	20	7	21	25	15	20	18	10	15	106	▼	178
	General Civil - Level 1	2017	3	5	5	2	2	2	3	-	-	-	-	22	-19%	22
		2016	3	4	5	2	2	7	4	3	6	4	2	27	▼	45
	General Civil - Level 2	2017	56	80	75	71	73	86	57	-	-	-	-	498	-4%	498
		2016	55	86	67	62	80	90	77	93	78	70	68	517	▼	907
	General Civil - Level 3	2017	28	27	25	31	28	19	22	-	-	-	-	180	-3%	180
		2016	24	25	25	21	51	21	19	21	19	25	33	186	▼	311
	Probates/Wills & Trusts - Level 1	2017	1	-	-	1	-	-	-	-	-	-	-	2	-50%	2
		2016	-	-	-	1	-	1	2	-	-	2	1	4	▼	9
Criminal	Probates/Wills & Trusts - Level 2	2017	10	10	10	15	12	14	8	-	-	-	-	79	16%	79
		2016	8	8	13	15	5	11	8	9	10	9	7	68	▲	112
	Protective Orders	2017	-	-	-	-	2	-	-	-	-	-	-	2	0%	2
		2016	1	-	-	-	-	1	-	1	2	1	1	2	↔	8
	Uncontested Divorce	2017	72	79	90	73	88	82	58	-	-	-	-	542	-4%	542
		2016	60	81	91	85	76	80	91	96	91	81	73	564	▼	976
	Capital Murder	2017	-	-	-	-	-	-	-	-	-	-	-	0	-100%	0
		2016	-	-	-	5	-	-	-	-	-	-	-	5	▼	5
	Felonies and Related Matters	2017	309	255	302	283	331	333	277	-	-	-	-	2,090	6%	2,090
		2016	197	307	306	309	318	270	267	315	287	332	226	1,974	▲	3,397
	Misdemeanor	2017	89	91	138	79	141	115	123	-	-	-	-	776	4%	776
		2016	121	96	103	72	119	134	104	105	95	130	96	749	▲	1,249
	Other Criminally Related Matters	2017	42	59	101	48	109	105	79	-	-	-	-	543	-5%	543
		2016	76	84	70	46	81	102	111	102	111	69	89	570	▼	1,005
	Miscellaneous	2017	772	675	832	623	708	749	630	-	-	-	-	4,989	-2%	4,989
		2016	734	800	887	653	592	728	684	710	638	693	740	5,078	▼	8,551
	Other	2017	122	58	97	71	107	68	70	-	-	-	-	593	-9%	593
		2016	67	103	70	73	101	134	102	83	52	75	80	650	▼	1,026

Data Extracted: 8-10-2017

Locale: Prince William Circuit: 31 FIPS: 153

Page 118

Source:SCV-CMS-SQL-CIR