

January 2016 -- February 2017 Filings

Dashboard

Court: Chesapeake Circuit

Circuit/Court ID: 1 201550

Start/End Date: Jan-16 / Feb-17

Type of Case: Filings

2016 Average Month: 1,338

2017 Average Month:1,377


Jan-Feb 2016: 2,718

Jan-Feb 2017 : 2,753

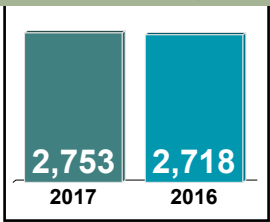
Filings Trending: ⇌

Overall AVG. Month: 1,344

Monthly Filings Summary



Jan --- Feb Filings



Filings by Division																
		Jan	Feb	Mar	Apr	May	Jun	Jul	Aug	Sep	Oct	Nov	Dec	Thru Feb	% Change	Total
Total	2017	1,429	1,324	-	-	-	-	-	-	-	-	-	-	2,753	1%	2,753
	2016	1,273	1,445	1,573	1,497	1,213	1,254	1,383	1,360	1,184	1,339	1,390	1,149	2,718	▲	16,060
Civil	2017	183	146	-	-	-	-	-	-	-	-	-	-	329	-13%	329
	2016	190	188	190	172	205	146	137	222	151	180	152	171	378	▼	2,104
Criminal	2017	602	581	-	-	-	-	-	-	-	-	-	-	1,183	25%	1,183
	2016	403	545	755	719	541	613	664	546	514	669	691	427	948	▲	7,087
Miscellaneous	2017	463	484	-	-	-	-	-	-	-	-	-	-	947	-17%	947
	2016	559	583	489	397	335	390	426	433	385	388	431	447	1,142	▼	5,263
Other	2017	181	113	-	-	-	-	-	-	-	-	-	-	294	18%	294
	2016	121	129	139	209	132	105	156	159	134	102	116	104	250	▲	1,606

Filings by Division & Case Category																	
			Jan	Feb	Mar	Apr	May	Jun	Jul	Aug	Sep	Oct	Nov	Dec	Thru Feb	% Change	Total
Civil	Administrative Law	2017	-	3	-	-	-	-	-	-	-	-	-	-	3	-50%	3
		2016	3	3	3	2	-	2	-	5	2	2	2	4	6	▼	28
	Contested Divorce	2017	28	19	-	-	-	-	-	-	-	-	-	-	47	-27%	47
		2016	27	37	35	36	29	23	18	31	30	21	26	18	64	▼	331
	Domestic and Family - Level 1	2017	13	7	-	-	-	-	-	-	-	-	-	-	20	0%	20
		2016	7	13	11	7	4	10	7	12	4	4	4	9	20	↔	92
	Domestic and Family - Level 2	2017	8	7	-	-	-	-	-	-	-	-	-	-	15	25%	15
		2016	5	7	11	16	5	8	5	8	3	7	2	6	12	▲	83
	General Civil - Level 1	2017	1	-	-	-	-	-	-	-	-	-	-	-	1	-89%	1
		2016	5	4	3	3	10	1	1	8	3	1	1	2	9	▼	42
	General Civil - Level 2	2017	37	22	-	-	-	-	-	-	-	-	-	-	59	-37%	59
		2016	49	45	34	25	52	26	32	51	36	34	34	36	94	▼	454
	General Civil - Level 3	2017	29	10	-	-	-	-	-	-	-	-	-	-	39	50%	39
2016		20	6	14	14	26	13	11	35	18	27	16	31	26	▲	231	
Probates/Wills and Trusts - Level	2017	-	1	-	-	-	-	-	-	-	-	-	-	1	1	1	
	2016	-	-	2	-	-	-	3	1	-	-	-	2	0	↔	8	
Probates/Wills and Trusts - Level	2017	6	5	-	-	-	-	-	-	-	-	-	-	11	-21%	11	
	2016	7	7	9	6	11	7	4	5	6	11	8	11	14	▼	92	
Uncontested Divorce	2017	61	72	-	-	-	-	-	-	-	-	-	-	133	0%	133	
	2016	67	66	68	63	68	56	56	66	49	73	59	52	133	↔	743	
Criminal	Misdemeanor	2017	106	143	-	-	-	-	-	-	-	-	-	-	249	11%	249
		2016	83	142	142	146	107	129	118	140	114	132	138	113	225	▲	1,504
	Non-Capital Felonies and	2017	461	394	-	-	-	-	-	-	-	-	-	-	855	32%	855
		2016	292	358	554	529	385	437	491	370	369	503	512	276	650	▲	5,076
	Other Criminally Related Matters	2017	35	44	-	-	-	-	-	-	-	-	-	-	79	8%	79
		2016	28	45	59	44	49	47	55	36	31	34	41	38	73	▲	507
	Miscellaneous	2017	463	484	-	-	-	-	-	-	-	-	-	-	947	-17%	947
		2016	559	583	489	397	335	390	426	433	385	388	431	447	1,142	▼	5,263
	Other	2017	181	113	-	-	-	-	-	-	-	-	-	-	294	18%	294
		2016	121	129	139	209	132	105	156	159	134	102	116	104	250	▲	1,606

January 2016 -- February 2017 Filings

Dashboard

Court: Accomack Circuit

Start/End Date: Jan-16 / Feb-17

2016 Average Month: 130

Jan-Feb 2016: 333

Filings Trending: ▼

Circuit/Court ID: 2 202001

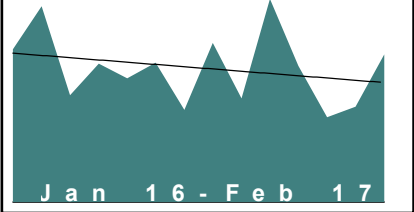
Type of Case: Filings

2017 Average Month: 116

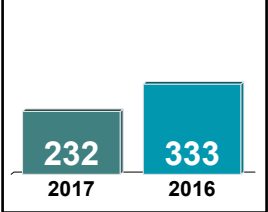
Jan-Feb 2017 : 232

Overall AVG. Month: 128

Monthly Filings Summary



Jan --- Feb Filings



Filings by Division																
		Jan	Feb	Mar	Apr	May	Jun	Jul	Aug	Sep	Oct	Nov	Dec	Thru Feb	% Change	Total
Total	2017	91	141	-	-	-	-	-	-	-	-	-	-	232	-30%	232
	2016	146	187	102	132	118	133	88	152	99	194	130	81	333	▼	1,562
Civil	2017	16	19	-	-	-	-	-	-	-	-	-	-	35	9%	35
	2016	17	15	10	20	25	20	20	29	18	24	18	13	32	▲	229
Criminal	2017	24	65	-	-	-	-	-	-	-	-	-	-	89	2%	89
	2016	22	65	16	53	33	68	29	67	31	81	23	14	87	▲	502
Miscellaneous	2017	49	51	-	-	-	-	-	-	-	-	-	-	100	-51%	100
	2016	101	105	75	58	56	44	37	53	47	85	88	48	206	▼	797
Other	2017	2	6	-	-	-	-	-	-	-	-	-	-	8	0%	8
	2016	6	2	1	1	4	1	2	3	3	4	1	6	8	↔	34

Filings by Division & Case Category																
		Jan	Feb	Mar	Apr	May	Jun	Jul	Aug	Sep	Oct	Nov	Dec	Thru Feb	% Change	Total
Civil	Administrative Law	2017	-	-	-	-	-	-	-	-	-	-	-	0	-100%	0
		2016	-	2	-	1	-	1	1	-	-	-	-	2	▼	6
	Contested Divorce	2017	2	4	-	-	-	-	-	-	-	-	-	6	20%	6
		2016	2	3	2	-	6	4	3	-	1	2	3	5	▲	27
	Domestic and Family - Level 2	2017	2	-	-	-	-	-	-	-	-	-	-	2	2	2
		2016	-	-	-	2	-	1	-	2	-	-	-	0	↔	5
	General Civil - Level 1	2017	-	-	-	-	-	-	-	-	-	-	-	0	-100%	0
		2016	1	1	-	-	-	1	1	1	-	1	-	2	▼	6
	General Civil - Level 2	2017	11	-	-	-	-	-	-	-	-	-	-	11	57%	11
		2016	5	2	3	7	4	5	3	16	7	12	6	7	▲	75
	General Civil - Level 3	2017	-	4	-	-	-	-	-	-	-	-	-	4	100%	4
		2016	1	1	1	-	3	1	4	6	3	5	4	2	▲	32
Criminal	Probates/Wills and Trusts - Level	2017	-	-	-	-	-	-	-	-	-	-	-	0	0	0
		2016	-	-	1	-	-	-	-	-	-	-	-	0	↔	1
	Probates/Wills and Trusts - Level	2017	-	1	-	-	-	-	-	-	-	-	-	1	0%	1
		2016	-	1	1	-	1	-	1	-	2	1	-	1	↔	7
	Uncontested Divorce	2017	1	10	-	-	-	-	-	-	-	-	-	11	-15%	11
		2016	8	5	2	10	11	8	7	3	6	5	1	13	▼	70
	Capital Murder	2017	-	2	-	-	-	-	-	-	-	-	-	2	100%	2
		2016	-	1	-	-	-	-	-	-	-	-	-	1	▲	1
	Misdemeanor	2017	10	20	-	-	-	-	-	-	-	-	-	30	100%	30
		2016	9	6	4	14	12	13	14	12	18	4	5	15	▲	125
	Non-Capital Felonies and	2017	11	43	-	-	-	-	-	-	-	-	-	54	-17%	54
		2016	8	57	8	38	21	49	9	47	12	60	18	65	▼	336
Other	Other Criminally Related Matters	2017	3	-	-	-	-	-	-	-	-	-	-	3	-50%	3
		2016	5	1	4	1	-	6	6	7	3	1	-	6	▼	40
Miscellaneous		2017	49	51	-	-	-	-	-	-	-	-	-	100	-51%	100
		2016	101	105	75	58	56	44	37	53	47	85	88	206	▼	797
Other		2017	2	6	-	-	-	-	-	-	-	-	-	8	0%	8
		2016	6	2	1	1	4	1	2	3	3	4	1	8	↔	34

January 2016 -- February 2017 Filings

Dashboard

Court: Northampton Circuit

Start/End Date: Jan-16 / Feb-17

2016 Average Month: 90

Jan-Feb 2016: 198

Filings Trending: ▼

Circuit/Court ID: 2 202131


Type of Case: Filings

2017 Average Month:73

Jan-Feb 2017 : 146

Overall AVG. Month: 88

Monthly Filings Summary



Jan --- Feb Filings

146

198

2017

2016

Filings by Division																
		Jan	Feb	Mar	Apr	May	Jun	Jul	Aug	Sep	Oct	Nov	Dec	Thru Feb	% Change	Total
Total	2017	87	59	-	-	-	-	-	-	-	-	-	-	146	-26%	146
	2016	107	91	205	50	92	53	81	88	80	72	92	69	198	▼	1,080
Civil	2017	8	5	-	-	-	-	-	-	-	-	-	-	13	-19%	13
	2016	7	9	9	8	11	2	13	6	11	5	3	10	16	▼	94
Criminal	2017	64	31	-	-	-	-	-	-	-	-	-	-	95	-26%	95
	2016	76	53	168	27	66	40	57	69	51	44	63	42	129	▼	756
Miscellaneous	2017	15	23	-	-	-	-	-	-	-	-	-	-	38	-28%	38
	2016	24	29	28	15	15	10	11	13	18	23	26	17	53	▼	229
Other	2017	-	-	-	-	-	-	-	-	-	-	-	-	0	0	0
	2016	-	-	-	-	-	1	-	-	-	-	-	-	0	↔	1

Filings by Division & Case Category																
		Jan	Feb	Mar	Apr	May	Jun	Jul	Aug	Sep	Oct	Nov	Dec	Thru Feb	% Change	Total
Civil	Administrative Law	2017	-	-	-	-	-	-	-	-	-	-	-	0	0	0
		2016	-	-	-	-	-	-	1	-	-	-	-	0	↔	1
	Contested Divorce	2017	1	-	-	-	-	-	-	-	-	-	-	1	-67%	1
		2016	2	1	2	1	-	1	1	1	-	-	-	3	▼	9
	Domestic and Family - Level 2	2017	-	-	-	-	-	-	-	-	-	-	-	0	0	0
		2016	-	-	-	-	1	-	-	1	-	-	1	0	↔	3
	General Civil - Level 2	2017	3	2	-	-	-	-	-	-	-	-	-	5	400%	5
		2016	-	1	1	-	4	-	5	2	5	-	1	1	▲	23
	General Civil - Level 3	2017	2	-	-	-	-	-	-	-	-	-	-	2	-67%	2
		2016	2	4	1	5	3	1	5	1	2	2	3	6	▼	31
	Probates/Wills and Trusts - Level	2017	1	-	-	-	-	-	-	-	-	-	-	1	1	1
		2016	-	-	-	-	-	-	-	-	-	-	1	0	↔	1
Criminal	Probates/Wills and Trusts - Level	2017	-	-	-	-	-	-	-	-	-	-	-	0	-100%	0
		2016	1	-	1	1	-	-	-	1	-	-	1	1	▼	5
	Uncontested Divorce	2017	1	3	-	-	-	-	-	-	-	-	-	4	-20%	4
		2016	2	3	4	1	3	-	3	1	3	-	-	5	▼	21
	Capital Murder	2017	-	-	-	-	-	-	-	-	-	-	-	0	0	0
		2016	-	-	-	-	-	-	-	-	-	2	-	0	↔	2
	Misdemeanor	2017	25	17	-	-	-	-	-	-	-	-	-	42	-11%	42
		2016	21	26	14	10	36	24	15	37	31	27	40	47	▼	305
	Non-Capital Felonies and	2017	39	11	-	-	-	-	-	-	-	-	-	50	-34%	50
		2016	52	24	148	12	19	12	24	28	15	12	15	76	▼	373
	Other Criminally Related Matters	2017	-	3	-	-	-	-	-	-	-	-	-	3	-50%	3
		2016	3	3	6	5	11	4	18	4	5	9	3	6	▼	76
Miscellaneous		2017	15	23	-	-	-	-	-	-	-	-	-	38	-28%	38
		2016	24	29	28	15	15	10	11	13	18	26	17	53	▼	229
Other		2017	-	-	-	-	-	-	-	-	-	-	-	0	0	0
		2016	-	-	-	-	1	-	-	-	-	-	-	0	↔	1

January 2016 -- February 2017 Filings

Dashboard

Court: Virginia Beach Circuit

Start/End Date: Jan-16 / Feb-17

2016 Average Month: 1,224

Jan-Feb 2016: 2,340

Filings Trending: ↔

Circuit/Court ID: 2 202810

Type of Case: Filings

2017 Average Month:1,188

Jan-Feb 2017 : 2,375

Overall AVG. Month: 1,218

Monthly Filings Summary

Jan 16 - Feb 17

Jan --- Feb Filings

2,375

2017

2,340

2016

Filings by Division																	
			Jan	Feb	Mar	Apr	May	Jun	Jul	Aug	Sep	Oct	Nov	Dec	Thru Feb	% Change	Total
Total	2017	1,097	1,278	-	-	-	-	-	-	-	-	-	-	-	2,375	1%	2,375
	2016	985	1,355	1,353	1,184	1,220	1,243	1,167	1,456	1,206	1,206	1,170	1,138	2,340	▲	14,683	
Civil	2017	315	304	-	-	-	-	-	-	-	-	-	-	-	619	-4%	619
	2016	311	331	363	308	328	335	295	388	337	278	293	274	642	▼	3,841	
Criminal	2017	531	772	-	-	-	-	-	-	-	-	-	-	-	1,303	5%	1,303
	2016	482	761	715	626	642	673	636	764	609	686	664	632	1,243	▲	7,890	
Miscellaneous	2017	167	172	-	-	-	-	-	-	-	-	-	-	-	339	5%	339
	2016	134	188	190	194	149	170	173	201	167	162	133	146	322	▲	2,007	
Other	2017	84	30	-	-	-	-	-	-	-	-	-	-	-	114	-14%	114
	2016	58	75	85	56	101	65	63	103	93	80	80	86	133	▼	945	

Filings by Division & Case Category																	
			Jan	Feb	Mar	Apr	May	Jun	Jul	Aug	Sep	Oct	Nov	Dec	Thru Feb	% Change	Total
Civil	Administrative Law	2017	1	2	-	-	-	-	-	-	-	-	-	-	3	50%	3
		2016	1	1	-	1	-	-	-	-	2	4	-	3	1	2	▲
	Contested Divorce	2017	31	23	-	-	-	-	-	-	-	-	-	-	54	-16%	54
		2016	33	31	34	31	24	41	31	33	26	38	33	30	64	▼	385
	Domestic and Family - Level 1	2017	39	39	-	-	-	-	-	-	-	-	-	-	78	32%	78
		2016	31	28	38	36	45	43	32	46	56	16	33	29	59	▲	433
	Domestic and Family - Level 2	2017	10	14	-	-	-	-	-	-	-	-	-	-	24	9%	24
		2016	10	12	18	16	10	17	12	12	14	7	15	9	22	▲	152
	General Civil - Level 1	2017	7	2	-	-	-	-	-	-	-	-	-	-	9	0%	9
		2016	4	5	2	4	3	5	6	4	-	8	1	-	9	↔	42
	General Civil - Level 2	2017	74	75	-	-	-	-	-	-	-	-	-	-	149	34%	149
		2016	57	54	79	56	89	66	53	77	71	67	64	65	111	▲	798
	General Civil - Level 3	2017	85	65	-	-	-	-	-	-	-	-	-	-	150	-23%	150
		2016	101	95	81	82	72	90	85	115	89	68	71	80	196	▼	1,029
Probates/Wills and Trusts - Level 1	2017	1	-	-	-	-	-	-	-	-	-	-	-	1	0%	1	
	2016	1	-	1	2	-	-	2	-	1	1	1	-	1	↔	9	
Probates/Wills and Trusts - Level 2	2017	13	12	-	-	-	-	-	-	-	-	-	-	25	-19%	25	
	2016	14	17	14	6	17	12	7	15	12	10	8	10	31	▼	142	
Uncontested Divorce	2017	54	72	-	-	-	-	-	-	-	-	-	-	126	-14%	126	
	2016	59	88	96	74	68	61	67	84	64	63	64	50	147	▼	838	
Criminal	Misdemeanor	2017	188	255	-	-	-	-	-	-	-	-	-	-	443	16%	443
		2016	155	228	271	200	213	247	256	257	224	201	253	216	383	▲	2,721
	Non-Capital Felonies and Other Criminally Related Matters	2017	310	441	-	-	-	-	-	-	-	-	-	-	751	-1%	751
		2016	285	477	366	354	375	349	280	368	310	433	333	360	762	▼	4,290
	Other	2017	33	76	-	-	-	-	-	-	-	-	-	-	109	11%	109
2016		42	56	78	72	54	77	100	139	75	52	78	56	98	▲	879	
Miscellaneous	2017	167	172	-	-	-	-	-	-	-	-	-	-	339	5%	339	
	2016	134	188	190	194	149	170	173	201	167	162	133	146	322	▲	2,007	
Other	2017	84	30	-	-	-	-	-	-	-	-	-	-	114	-14%	114	
	2016	58	75	85	56	101	65	63	103	93	80	80	86	133	▼	945	

January 2016 -- February 2017 Filings

Dashboard

Court: Portsmouth Circuit

Circuit/Court ID: 3 203740

Start/End Date: Jan-16 / Feb-17

Type of Case: Filings

2016 Average Month: 732

2017 Average Month:690

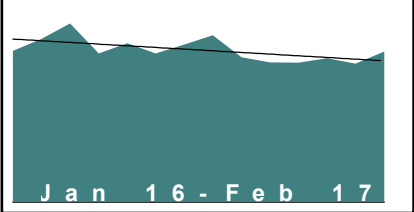
Jan-Feb 2016: 1,501

Jan-Feb 2017 : 1,379

Filings Trending: ▼

Overall AVG. Month: 726

Monthly Filings Summary



Jan --- Feb Filings

1,379

1,501

2017

2016

Filings by Division																
		Jan	Feb	Mar	Apr	May	Jun	Jul	Aug	Sep	Oct	Nov	Dec	Thru Feb	% Change	Total
Total	2017	661	718	-	-	-	-	-	-	-	-	-	-	1,379	-8%	1,379
	2016	722	779	852	710	758	709	752	796	691	667	665	686	1,501	▼	8,787
Civil	2017	129	162	-	-	-	-	-	-	-	-	-	-	291	33%	291
	2016	92	126	183	148	151	169	162	133	155	130	102	132	218	▲	1,683
Criminal	2017	256	260	-	-	-	-	-	-	-	-	-	-	516	-30%	516
	2016	355	384	374	285	365	290	367	344	316	295	335	290	739	▼	4,000
Miscellaneous	2017	220	220	-	-	-	-	-	-	-	-	-	-	440	2%	440
	2016	220	211	223	197	177	193	165	259	156	202	173	219	431	▲	2,395
Other	2017	56	76	-	-	-	-	-	-	-	-	-	-	132	17%	132
	2016	55	58	72	80	65	57	58	60	64	40	55	45	113	▲	709

Filings by Division & Case Category																	
			Jan	Feb	Mar	Apr	May	Jun	Jul	Aug	Sep	Oct	Nov	Dec	Thru Feb	% Change	Total
Civil	Administrative Law	2017	-	-	-	-	-	-	-	-	-	-	-	-	0	0	0
		2016	-	-	-	-	-	-	2	1	3	-	-	-	0	↔	6
	Contested Divorce	2017	11	10	-	-	-	-	-	-	-	-	-	-	21	11%	21
		2016	7	12	18	9	9	13	4	11	10	18	5	7	19	▲	123
	Domestic and Family - Level 1	2017	-	1	-	-	-	-	-	-	-	-	-	-	1	1	1
		2016	-	-	-	-	3	-	-	-	-	-	1	-	0	↔	4
	Domestic and Family - Level 2	2017	5	4	-	-	-	-	-	-	-	-	-	-	9	200%	9
		2016	3	-	6	2	2	1	2	5	4	1	-	-	3	▲	26
	General Civil - Level 1	2017	1	4	-	-	-	-	-	-	-	-	-	-	5	25%	5
		2016	2	2	2	1	-	2	3	2	2	2	-	2	4	▲	20
	General Civil - Level 2	2017	21	29	-	-	-	-	-	-	-	-	-	-	50	35%	50
		2016	13	24	18	22	17	17	15	18	14	17	21	26	37	▲	222
	General Civil - Level 3	2017	73	90	-	-	-	-	-	-	-	-	-	-	163	46%	163
		2016	49	63	105	84	94	99	116	68	100	72	48	78	112	▲	976
Probates/Wills and Trusts - Level	2017	-	-	-	-	-	-	-	-	-	-	-	-	0	0	0	
	2016	-	-	-	-	-	-	-	-	-	-	1	-	0	↔	1	
Probates/Wills and Trusts - Level	2017	2	4	-	-	-	-	-	-	-	-	-	-	6	-25%	6	
	2016	3	5	3	5	2	7	1	6	6	6	2	4	8	▼	50	
Uncontested Divorce	2017	16	20	-	-	-	-	-	-	-	-	-	-	36	3%	36	
	2016	15	20	31	25	24	30	19	22	16	14	24	15	35	▲	255	
Criminal	Capital Murder	2017	-	-	-	-	-	-	-	-	-	-	-	-	0	0	0
		2016	-	-	-	-	-	-	-	-	-	-	-	1	0	↔	1
	Misdemeanor	2017	56	71	-	-	-	-	-	-	-	-	-	-	127	-30%	127
		2016	86	96	106	63	94	75	95	103	90	65	75	74	182	▼	1,022
	Non-Capital Felonies and	2017	188	166	-	-	-	-	-	-	-	-	-	-	354	-28%	354
		2016	239	255	230	186	250	190	239	216	194	217	201	184	494	▼	2,601
	Other Criminally Related Matters	2017	12	23	-	-	-	-	-	-	-	-	-	-	35	-44%	35
		2016	30	33	38	36	21	25	33	25	32	13	59	31	63	▼	376
	Miscellaneous	2017	220	220	-	-	-	-	-	-	-	-	-	-	440	2%	440
		2016	220	211	223	197	177	193	165	259	156	202	173	219	431	▲	2,395
Other	2017	56	76	-	-	-	-	-	-	-	-	-	-	132	17%	132	
	2016	55	58	72	80	65	57	58	60	64	40	55	45	113	▲	709	

January 2016 -- February 2017 Filings

Dashboard

Court: Norfolk Circuit

Start/End Date: Jan-16 / Feb-17

2016 Average Month: 2,005

Jan-Feb 2016: 4,018

Filings Trending: ▲

Circuit/Court ID: 4 204710


Type of Case: Filings

2017 Average Month:2,086

Jan-Feb 2017 : 4,171

Overall AVG. Month: 2,016

Monthly Filings Summary



Jan --- Feb Filings

4,171

4,018

2017

2016

Filings by Division																
		Jan	Feb	Mar	Apr	May	Jun	Jul	Aug	Sep	Oct	Nov	Dec	Thru Feb	% Change	Total
Total	2017	1,549	2,622	-	-	-	-	-	-	-	-	-	-	4,171	4%	4,171
	2016	1,852	2,166	2,329	1,982	2,116	1,955	2,023	2,069	1,780	1,869	2,063	1,853	4,018	▲	24,057
Civil	2017	441	635	-	-	-	-	-	-	-	-	-	-	1,076	10%	1,076
	2016	442	532	537	531	504	473	478	469	457	486	445	398	974	▲	5,752
Criminal	2017	458	629	-	-	-	-	-	-	-	-	-	-	1,087	-14%	1,087
	2016	628	632	771	664	719	706	694	604	621	606	678	664	1,260	▼	7,987
Miscellaneous	2017	533	1,257	-	-	-	-	-	-	-	-	-	-	1,790	28%	1,790
	2016	663	733	880	635	752	626	704	806	542	661	825	708	1,396	▲	8,535
Other	2017	117	101	-	-	-	-	-	-	-	-	-	-	218	-44%	218
	2016	119	269	141	152	141	150	147	190	160	116	115	83	388	▼	1,783

Filings by Division & Case Category																	
			Jan	Feb	Mar	Apr	May	Jun	Jul	Aug	Sep	Oct	Nov	Dec	Thru Feb	% Change	Total
Civil	Administrative Law	2017	1	3	-	-	-	-	-	-	-	-	-	-	4	33%	4
		2016	2	1	-	2	1	1	-	2	2	-	6	1	3	▲	18
	Contested Divorce	2017	97	125	-	-	-	-	-	-	-	-	-	-	222	6%	222
		2016	94	115	116	127	126	112	103	107	105	99	96	95	209	▲	1,295
	Domestic and Family - Level 1	2017	1	11	-	-	-	-	-	-	-	-	-	-	12	1,100%	12
		2016	-	1	-	4	-	2	2	1	-	-	1	1	1	▲	12
	Domestic and Family - Level 2	2017	15	35	-	-	-	-	-	-	-	-	-	-	50	19%	50
		2016	21	21	19	13	23	15	8	20	18	25	26	12	42	▲	221
	General Civil - Level 1	2017	1	4	-	-	-	-	-	-	-	-	-	-	5	-44%	5
		2016	3	6	4	2	4	3	2	7	5	4	4	7	9	▼	51
	General Civil - Level 2	2017	46	46	-	-	-	-	-	-	-	-	-	-	92	-21%	92
		2016	51	65	55	57	55	52	50	41	41	55	38	37	116	▼	597
General Civil - Level 3	2017	63	132	-	-	-	-	-	-	-	-	-	-	195	150%	195	
	2016	34	44	38	41	53	47	47	57	38	50	36	32	78	▲	517	
Probates/Wills and Trusts - Level	2017	-	1	-	-	-	-	-	-	-	-	-	-	1	0%	1	
	2016	-	1	1	1	-	-	-	-	-	1	-	-	1	↔	4	
Probates/Wills and Trusts - Level	2017	12	25	-	-	-	-	-	-	-	-	-	-	37	19%	37	
	2016	14	17	16	18	7	10	10	13	12	13	22	7	31	▲	159	
Uncontested Divorce	2017	205	253	-	-	-	-	-	-	-	-	-	-	458	-5%	458	
	2016	223	261	288	266	235	231	256	221	236	239	216	206	484	▼	2,878	
Criminal	Capital Murder	2017	-	-	-	-	-	-	-	-	-	-	-	-	0	-100%	0
		2016	1	-	-	2	-	-	-	-	-	-	-	-	1	▼	3
	Misdemeanor	2017	107	137	-	-	-	-	-	-	-	-	-	-	244	1%	244
		2016	120	122	186	138	124	128	151	137	121	145	163	110	242	▲	1,645
	Non-Capital Felonies and	2017	300	415	-	-	-	-	-	-	-	-	-	-	715	-16%	715
		2016	432	422	487	432	505	461	446	401	401	391	422	475	854	▼	5,275
	Other Criminally Related Matters	2017	51	77	-	-	-	-	-	-	-	-	-	-	128	-21%	128
		2016	75	88	98	92	90	117	97	66	99	70	93	79	163	▼	1,064
	Miscellaneous	2017	533	1,257	-	-	-	-	-	-	-	-	-	-	1,790	28%	1,790
		2016	663	733	880	635	752	626	704	806	542	661	825	708	1,396	▲	8,535
	Other	2017	117	101	-	-	-	-	-	-	-	-	-	-	218	-44%	218
		2016	119	269	141	152	141	150	147	190	160	116	115	83	388	▼	1,783

January 2016 -- February 2017 Filings

Dashboard

Court: Isle of Wight Circuit

Start/End Date: Jan-16 / Feb-17

2016 Average Month: 163

Jan-Feb 2016: 436

Filings Trending: ▼

Circuit/Court ID: 5 205093

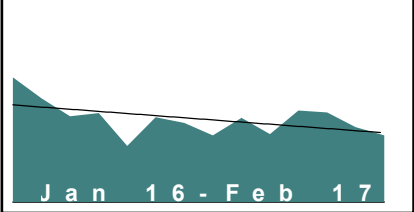
Type of Case: Filings

2017 Average Month:135

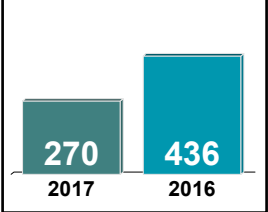
Jan-Feb 2017 : 270

Overall AVG. Month: 159

Monthly Filings Summary



Jan --- Feb Filings



Filings by Division																
		Jan	Feb	Mar	Apr	May	Jun	Jul	Aug	Sep	Oct	Nov	Dec	Thru Feb	% Change	Total
Total	2017	143	127	-	-	-	-	-	-	-	-	-	-	270	-38%	270
	2016	238	198	164	170	107	162	151	127	161	130	175	171	436	▼	1,954
Civil	2017	13	24	-	-	-	-	-	-	-	-	-	-	37	-8%	37
	2016	17	23	24	18	20	19	15	33	15	23	19	19	40	▼	245
Criminal	2017	42	9	-	-	-	-	-	-	-	-	-	-	51	-65%	51
	2016	95	52	32	89	32	72	57	27	92	33	65	72	147	▼	718
Miscellaneous	2017	86	94	-	-	-	-	-	-	-	-	-	-	180	-22%	180
	2016	115	117	95	58	48	65	70	54	47	68	81	80	232	▼	898
Other	2017	2	-	-	-	-	-	-	-	-	-	-	-	2	-88%	2
	2016	11	6	13	5	7	6	9	13	7	6	10	-	17	▼	93

Filings by Division & Case Category																
		Jan	Feb	Mar	Apr	May	Jun	Jul	Aug	Sep	Oct	Nov	Dec	Thru Feb	% Change	Total
Civil	Administrative Law	2017	-	-	-	-	-	-	-	-	-	-	-	0	0	0
		2016	-	-	3	-	-	-	1	-	-	1	-	0	↔	5
	Contested Divorce	2017	2	7	-	-	-	-	-	-	-	-	-	9	50%	9
		2016	3	3	7	3	2	4	2	1	2	2	2	6	▲	34
	Domestic and Family - Level 1	2017	-	-	-	-	-	-	-	-	-	-	-	0	0	0
		2016	-	-	2	2	-	1	1	1	1	-	1	0	↔	9
	Domestic and Family - Level 2	2017	-	2	-	-	-	-	-	-	-	-	-	2	-33%	2
		2016	1	2	1	1	1	2	3	-	1	-	1	3	▼	14
	General Civil - Level 1	2017	-	1	-	-	-	-	-	-	-	-	-	1	1	1
		2016	-	-	-	-	-	-	1	1	-	-	-	0	↔	2
	General Civil - Level 2	2017	4	4	-	-	-	-	-	-	-	-	-	8	-11%	8
		2016	5	4	3	2	6	3	9	1	10	5	7	9	▼	57
Criminal	General Civil - Level 3	2017	1	2	-	-	-	-	-	-	-	-	-	3	-25%	3
		2016	2	2	2	2	4	-	2	3	2	1	3	4	▼	25
	Probates/Wills and Trusts - Level	2017	-	1	-	-	-	-	-	-	-	-	-	1	-67%	1
		2016	-	3	-	1	1	2	-	2	1	3	-	3	▼	14
	Uncontested Divorce	2017	6	7	-	-	-	-	-	-	-	-	-	13	-13%	13
		2016	6	9	6	7	6	8	6	11	8	7	5	15	▼	85
	Misdemeanor	2017	6	1	-	-	-	-	-	-	-	-	-	7	-36%	7
		2016	4	7	9	5	6	9	6	5	7	5	10	11	▼	79
	Non-Capital Felonies and	2017	34	6	-	-	-	-	-	-	-	-	-	40	-66%	40
		2016	89	28	18	81	17	59	48	18	76	18	53	117	▼	567
	Other Criminally Related Matters	2017	2	2	-	-	-	-	-	-	-	-	-	4	-79%	4
		2016	2	17	5	3	9	4	3	4	9	10	2	19	▼	72
Miscellaneous		2017	86	94	-	-	-	-	-	-	-	-	-	180	-22%	180
		2016	115	117	95	58	48	65	70	54	47	68	81	232	▼	898
Other		2017	2	-	-	-	-	-	-	-	-	-	-	2	-88%	2
		2016	11	6	13	5	7	6	9	13	7	6	10	17	▼	93

January 2016 -- February 2017 Filings

Dashboard

Court: Southampton Circuit

Start/End Date: Jan-16 / Feb-17

2016 Average Month: 166

Jan-Feb 2016: 415

Filings Trending: ▼

Circuit/Court ID: 5 205175


Type of Case: Filings

2017 Average Month:102

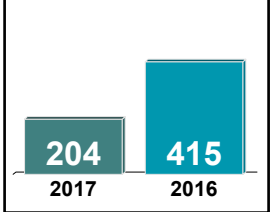
Jan-Feb 2017 : 204

Overall AVG. Month: 157

Monthly Filings Summary



Jan --- Feb Filings



Filings by Division																
		Jan	Feb	Mar	Apr	May	Jun	Jul	Aug	Sep	Oct	Nov	Dec	Thru Feb	% Change	Total
Total	2017	93	111	-	-	-	-	-	-	-	-	-	-	204	-51%	204
	2016	204	211	232	158	156	136	145	146	159	162	179	106	415	▼	1,994
Civil	2017	15	11	-	-	-	-	-	-	-	-	-	-	26	-55%	26
	2016	14	44	23	15	13	18	19	18	14	17	11	8	58	▼	214
Criminal	2017	28	39	-	-	-	-	-	-	-	-	-	-	67	-63%	67
	2016	101	81	139	78	103	69	66	68	91	96	117	53	182	▼	1,062
Miscellaneous	2017	46	51	-	-	-	-	-	-	-	-	-	-	97	-37%	97
	2016	76	78	67	57	34	36	55	55	44	44	44	38	154	▼	628
Other	2017	4	10	-	-	-	-	-	-	-	-	-	-	14	-33%	14
	2016	13	8	3	8	6	13	5	5	10	5	7	7	21	▼	90

Filings by Division & Case Category																
		Jan	Feb	Mar	Apr	May	Jun	Jul	Aug	Sep	Oct	Nov	Dec	Thru Feb	% Change	Total
Civil	Administrative Law	2017	-	-	-	-	-	-	-	-	-	-	-	0	-100%	0
		2016	-	1	-	-	1	-	-	-	-	-	-	1	▼	2
	Contested Divorce	2017	1	3	-	-	-	-	-	-	-	-	-	4	-43%	4
		2016	1	6	7	3	2	2	2	3	2	3	1	7	▼	35
	Domestic and Family - Level 2	2017	1	-	-	-	-	-	-	-	-	-	-	1	-94%	1
		2016	-	16	-	-	-	-	-	-	-	-	-	16	▼	16
	General Civil - Level 1	2017	1	-	-	-	-	-	-	-	-	-	-	1	1	1
		2016	-	-	-	-	-	-	-	1	-	-	-	0	↔	1
	General Civil - Level 2	2017	5	3	-	-	-	-	-	-	-	-	-	8	-27%	8
		2016	3	8	7	2	4	6	5	2	7	2	4	11	▼	56
Criminal	General Civil - Level 3	2017	1	4	-	-	-	-	-	-	-	-	-	5	-62%	5
		2016	3	10	3	2	2	1	3	7	1	3	1	13	▼	36
	Probates/Wills and Trusts - Level	2017	-	-	-	-	-	-	-	-	-	-	-	0	0	0
		2016	-	-	-	-	-	-	1	-	-	1	-	0	↔	2
	Uncontested Divorce	2017	6	1	-	-	-	-	-	-	-	-	-	7	-30%	7
		2016	7	3	6	8	5	7	8	3	7	8	2	10	▼	66
	Misdemeanor	2017	2	13	-	-	-	-	-	-	-	-	-	15	-55%	15
		2016	22	11	21	11	37	14	10	12	7	8	11	33	▼	172
	Non-Capital Felonies and	2017	21	24	-	-	-	-	-	-	-	-	-	45	-66%	45
		2016	70	62	105	64	57	48	50	56	69	88	101	132	▼	804
Miscellaneous	Other Criminally Related Matters	2017	5	2	-	-	-	-	-	-	-	-	-	7	-59%	7
		2016	9	8	13	3	9	7	6	4	10	1	8	17	▼	86
Other	Miscellaneous	2017	46	51	-	-	-	-	-	-	-	-	-	97	-37%	97
		2016	76	78	67	57	34	36	55	55	44	44	38	154	▼	628
	Other	2017	4	10	-	-	-	-	-	-	-	-	-	14	-33%	14
		2016	13	8	3	8	6	13	5	5	10	5	7	21	▼	90


January 2016 -- February 2017 Filings

Dashboard

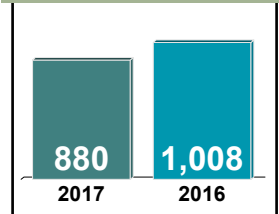
Court: Suffolk Circuit
 Start/End Date: Jan-16 / Feb-17
 2016 Average Month: 473
 Jan-Feb 2016: 1,008
 Filings Trending: ▼

Circuit/Court ID: 5 205800
 Type of Case: Filings
 2017 Average Month: 440
 Jan-Feb 2017 : 880
 Overall AVG. Month: 468

Monthly Filings Summary



Jan --- Feb Filings



Filings by Division

		Jan	Feb	Mar	Apr	May	Jun	Jul	Aug	Sep	Oct	Nov	Dec	Thru Feb	% Change	Total
Total	2017	412	468	-	-	-	-	-	-	-	-	-	-	880	-13%	880
	2016	502	506	563	485	473	537	464	416	432	350	496	446	1,008	▼	5,670
Civil	2017	64	63	-	-	-	-	-	-	-	-	-	-	127	14%	127
	2016	49	62	67	51	61	79	60	69	56	61	63	60	111	▲	738
Criminal	2017	199	231	-	-	-	-	-	-	-	-	-	-	430	-16%	430
	2016	251	258	301	294	267	295	242	191	236	146	282	204	509	▼	2,967
Miscellaneous	2017	147	173	-	-	-	-	-	-	-	-	-	-	320	-17%	320
	2016	201	186	194	138	144	162	161	155	136	142	149	181	387	▼	1,949
Other	2017	2	1	-	-	-	-	-	-	-	-	-	-	3	200%	3
	2016	1	-	1	2	1	1	1	1	4	1	2	1	1	▲	16

Filings by Division & Case Category

		Jan	Feb	Mar	Apr	May	Jun	Jul	Aug	Sep	Oct	Nov	Dec	Thru Feb	% Change	Total
Civil	Administrative Law	2017	-	-	-	-	-	-	-	-	-	-	-	0	-100%	0
		2016	1	-	-	1	-	-	1	2	-	-	-	1	▼	5
	Contested Divorce	2017	6	5	-	-	-	-	-	-	-	-	-	11	10%	11
		2016	4	6	10	7	4	6	8	7	4	5	12	10	▲	78
	Domestic and Family - Level 1	2017	2	3	-	-	-	-	-	-	-	-	-	5	-29%	5
		2016	-	7	1	2	2	5	4	3	-	2	1	7	▼	30
	Domestic and Family - Level 2	2017	10	6	-	-	-	-	-	-	-	-	-	16	45%	16
		2016	8	3	6	6	8	10	7	8	7	6	6	11	▲	82
	General Civil - Level 1	2017	1	1	-	-	-	-	-	-	-	-	-	2	2	2
		2016	-	-	1	-	-	2	-	1	1	-	1	0	↔	7
	General Civil - Level 2	2017	11	16	-	-	-	-	-	-	-	-	-	27	-10%	27
		2016	13	17	14	13	20	21	16	19	10	17	13	30	▼	181
	General Civil - Level 3	2017	10	9	-	-	-	-	-	-	-	-	-	19	90%	19
		2016	7	3	6	5	6	14	12	9	12	5	9	10	▲	103
Criminal	Probates/Wills and Trusts - Level	2017	-	-	-	-	-	-	-	-	-	-	-	0	-100%	0
		2016	1	-	-	-	-	-	-	-	-	-	1	1	▼	2
	Probates/Wills and Trusts - Level	2017	3	2	-	-	-	-	-	-	-	-	-	5	0%	5
		2016	1	4	1	2	2	5	-	1	-	3	2	5	↔	25
	Uncontested Divorce	2017	21	21	-	-	-	-	-	-	-	-	-	42	17%	42
		2016	14	22	28	15	19	16	13	20	20	22	16	36	▲	225
	Capital Murder	2017	-	-	-	-	-	-	-	-	-	-	-	0	0	0
		2016	-	-	4	-	1	-	-	-	-	-	-	0	↔	5
	Misdemeanor	2017	68	49	-	-	-	-	-	-	-	-	-	117	-24%	117
		2016	85	69	95	72	54	52	58	48	45	57	45	154	▼	733
Miscellaneous	Non-Capital Felonies and	2017	126	178	-	-	-	-	-	-	-	-	-	304	-13%	304
		2016	163	186	195	212	205	235	175	132	184	91	213	349	▼	2,147
	Other Criminally Related Matters	2017	5	4	-	-	-	-	-	-	-	-	-	9	50%	9
		2016	3	3	7	10	7	8	9	6	4	10	12	6	▲	82
Other	Miscellaneous	2017	147	173	-	-	-	-	-	-	-	-	-	320	-17%	320
		2016	201	186	194	138	144	162	161	155	136	142	149	387	▼	1,949
Other	Other	2017	2	1	-	-	-	-	-	-	-	-	-	3	200%	3
		2016	1	-	1	2	1	1	1	4	1	2	1	1	▲	16

January 2016 -- February 2017 Filings

Dashboard

Court: Brunswick Circuit

Start/End Date: Jan-16 / Feb-17

2016 Average Month: 96

Jan-Feb 2016: 216

Filings Trending: ▼

Circuit/Court ID: 6 206025

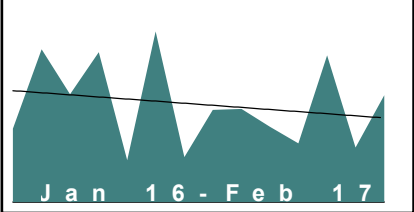
Type of Case: Filings

2017 Average Month: 77

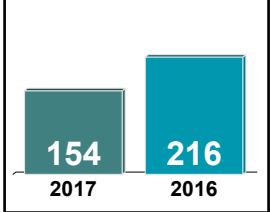
Jan-Feb 2017 : 154

Overall AVG. Month: 93

Monthly Filings Summary



Jan --- Feb Filings



Filings by Division																
		Jan	Feb	Mar	Apr	May	Jun	Jul	Aug	Sep	Oct	Nov	Dec	Thru Feb	% Change	Total
Total	2017	52	102	-	-	-	-	-	-	-	-	-	-	154	-29%	154
	2016	70	146	103	143	40	163	43	88	89	72	56	140	216	▼	1,153
Civil	2017	9	6	-	-	-	-	-	-	-	-	-	-	15	67%	15
	2016	5	4	13	3	5	4	8	4	6	4	7	6	9	▲	69
Criminal	2017	12	77	-	-	-	-	-	-	-	-	-	-	89	-35%	89
	2016	31	105	53	116	14	134	10	60	65	50	26	115	136	▼	779
Miscellaneous	2017	31	19	-	-	-	-	-	-	-	-	-	-	50	-30%	50
	2016	34	37	37	24	20	25	19	24	18	18	23	19	71	▼	298
Other	2017	-	-	-	-	-	-	-	-	-	-	-	-	0	0	0
	2016	-	-	-	-	1	-	6	-	-	-	-	-	0	↔	7

Filings by Division & Case Category																	
			Jan	Feb	Mar	Apr	May	Jun	Jul	Aug	Sep	Oct	Nov	Dec	Thru Feb	% Change	Total
Civil	Contested Divorce	2017	2	-	-	-	-	-	-	-	-	-	-	-	2	100%	2
		2016	1	-	1	1	1	2	1	1	-	2	-	-	1	▲	10
	Domestic and Family - Level 2	2017	-	1	-	-	-	-	-	-	-	-	-	-	1	1	1
		2016	-	-	1	-	-	-	-	-	-	-	-	1	0	↔	2
	General Civil - Level 1	2017	-	-	-	-	-	-	-	-	-	-	-	-	0	0	0
		2016	-	-	-	-	-	-	1	-	-	-	-	-	0	↔	1
	General Civil - Level 2	2017	2	1	-	-	-	-	-	-	-	-	-	-	3	0%	3
		2016	2	1	2	1	-	-	2	2	1	-	2	4	3	↔	17
	General Civil - Level 3	2017	3	1	-	-	-	-	-	-	-	-	-	-	4	100%	4
		2016	1	1	-	1	2	-	-	-	3	1	-	-	2	▲	9
Probates/Wills and Trusts - Level	2017	-	-	-	-	-	-	-	-	-	-	-	-	0	0	0	
	2016	-	-	-	-	-	1	-	-	-	-	1	-	0	↔	2	
Uncontested Divorce	2017	2	3	-	-	-	-	-	-	-	-	-	-	5	67%	5	
	2016	1	2	9	-	2	1	4	1	2	1	4	1	3	▲	28	
Criminal	Misdemeanor	2017	4	33	-	-	-	-	-	-	-	-	-	-	37	-47%	37
		2016	16	54	8	34	7	82	2	26	17	19	13	29	70	▼	307
	Non-Capital Felonies and	2017	8	34	-	-	-	-	-	-	-	-	-	-	42	-21%	42
		2016	13	40	45	75	3	49	8	28	37	29	12	82	53	▼	421
	Other Criminally Related Matters	2017	-	10	-	-	-	-	-	-	-	-	-	-	10	-23%	10
		2016	2	11	-	7	4	3	-	6	11	2	1	4	13	▼	51
	Miscellaneous	2017	31	19	-	-	-	-	-	-	-	-	-	-	50	-30%	50
		2016	34	37	37	24	20	25	19	24	18	18	23	19	71	▼	298
	Other	2017	-	-	-	-	-	-	-	-	-	-	-	-	0	0	0
		2016	-	-	-	-	1	-	6	-	-	-	-	-	0	↔	7

January 2016 -- February 2017 Filings

Dashboard

Court: Greenville Circuit

Start/End Date: Jan-16 / Feb-17

2016 Average Month: 58

Jan-Feb 2016: 90

Filings Trending: ▲

Circuit/Court ID: 6 206081


Type of Case: Filings

2017 Average Month:85

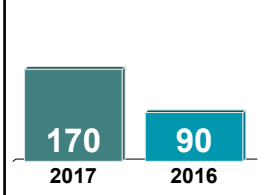
Jan-Feb 2017 : 170

Overall AVG. Month: 62

Monthly Filings Summary



Jan --- Feb Filings



Filings by Division																
		Jan	Feb	Mar	Apr	May	Jun	Jul	Aug	Sep	Oct	Nov	Dec	Thru Feb	% Change	Total
Total	2017	88	82	-	-	-	-	-	-	-	-	-	-	170	89%	170
	2016	50	40	70	31	78	50	74	56	82	62	49	58	90	▲	700
Civil	2017	12	13	-	-	-	-	-	-	-	-	-	-	25	-17%	25
	2016	15	15	21	8	12	18	18	18	9	10	16	16	30	▼	176
Criminal	2017	61	59	-	-	-	-	-	-	-	-	-	-	120	140%	120
	2016	29	21	44	17	61	24	50	33	68	48	31	37	50	▲	463
Miscellaneous	2017	3	3	-	-	-	-	-	-	-	-	-	-	6	-40%	6
	2016	6	4	5	6	5	8	5	4	5	4	2	4	10	▼	58
Other	2017	12	7	-	-	-	-	-	-	-	-	-	-	19	19	19
	2016	-	-	-	-	-	-	1	1	-	-	-	1	0	↔	3

Filings by Division & Case Category																
		Jan	Feb	Mar	Apr	May	Jun	Jul	Aug	Sep	Oct	Nov	Dec	Thru Feb	% Change	Total
Civil	Administrative Law	2017	1	-	-	-	-	-	-	-	-	-	-	1	1	1
		2016	-	-	-	-	-	-	-	-	-	-	-	0	↔	0
	Contested Divorce	2017	-	2	-	-	-	-	-	-	-	-	-	2	-67%	2
		2016	3	3	-	-	2	1	2	3	1	3	1	6	▼	20
	Domestic and Family - Level 1	2017	-	1	-	-	-	-	-	-	-	-	-	1	-67%	1
		2016	3	-	2	1	2	4	-	4	-	2	-	3	▼	18
	Domestic and Family - Level 2	2017	-	-	-	-	-	-	-	-	-	-	-	0	0	0
		2016	-	-	4	-	-	-	3	-	-	-	-	0	↔	7
	General Civil - Level 1	2017	1	-	-	-	-	-	-	-	-	-	-	1	-50%	1
		2016	-	2	-	-	1	2	1	-	-	-	-	2	▼	6
	General Civil - Level 2	2017	3	2	-	-	-	-	-	-	-	-	-	5	-38%	5
		2016	2	6	4	1	4	5	6	5	4	2	5	8	▼	49
Criminal	General Civil - Level 3	2017	1	3	-	-	-	-	-	-	-	-	-	4	-43%	4
		2016	5	2	5	2	3	4	2	-	2	4	4	7	▼	33
	Probates/Wills and Trusts - Level	2017	-	-	-	-	-	-	-	-	-	-	-	0	0	0
		2016	-	-	-	-	1	-	-	3	-	1	2	0	↔	7
	Uncontested Divorce	2017	6	5	-	-	-	-	-	-	-	-	-	11	175%	11
		2016	2	2	6	4	1	7	3	1	3	3	4	4	▲	36
	Capital Murder	2017	-	-	-	-	-	-	-	-	-	-	-	0	0	0
		2016	-	-	-	-	1	-	-	-	-	-	-	0	↔	1
	Misdemeanor	2017	9	21	-	-	-	-	-	-	-	-	-	30	150%	30
		2016	6	6	12	7	6	9	13	22	7	10	15	12	▲	125
	Non-Capital Felonies and	2017	50	37	-	-	-	-	-	-	-	-	-	87	156%	87
		2016	23	11	31	10	52	13	30	45	40	19	19	34	▲	308
Miscellaneous	Other Criminally Related Matters	2017	2	1	-	-	-	-	-	-	-	-	-	3	-25%	3
		2016	-	4	1	-	2	2	7	6	1	2	3	4	▼	29
Other	Miscellaneous	2017	3	3	-	-	-	-	-	-	-	-	-	6	-40%	6
		2016	6	4	5	6	5	8	5	4	5	4	2	10	▼	58
Other	Other	2017	12	7	-	-	-	-	-	-	-	-	-	19	19	19
		2016	-	-	-	-	-	1	1	-	-	-	1	0	↔	3

January 2016 -- February 2017 Filings

Dashboard

Court: Prince George Circuit

Circuit/Court ID: 6 206149

Start/End Date: Jan-16 / Feb-17

Type of Case: Filings

2016 Average Month: 162

2017 Average Month:155


Jan-Feb 2016: 363

Jan-Feb 2017 : 309

Filings Trending: ▼

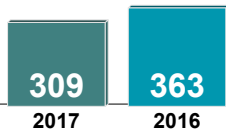
Overall AVG. Month: 161

Monthly Filings Summary



Jan 16 - Feb 17

Jan --- Feb Filings



309 363

2017 2016

Filings by Division																
		Jan	Feb	Mar	Apr	May	Jun	Jul	Aug	Sep	Oct	Nov	Dec	Thru Feb	% Change	Total
Total	2017	153	156	-	-	-	-	-	-	-	-	-	-	309	-15%	309
	2016	172	191	227	131	164	153	141	114	174	138	190	148	363	▼	1,943
Civil	2017	11	14	-	-	-	-	-	-	-	-	-	-	25	-22%	25
	2016	12	20	22	17	20	19	19	14	18	17	11	11	32	▼	200
Criminal	2017	58	70	-	-	-	-	-	-	-	-	-	-	128	3%	128
	2016	72	52	68	33	90	53	55	36	96	60	114	70	124	▲	799
Miscellaneous	2017	83	71	-	-	-	-	-	-	-	-	-	-	154	-25%	154
	2016	87	117	137	81	53	81	67	64	59	61	64	67	204	▼	938
Other	2017	1	1	-	-	-	-	-	-	-	-	-	-	2	-33%	2
	2016	1	2	-	-	1	-	-	-	1	-	1	-	3	▼	6

Filings by Division & Case Category																
		Jan	Feb	Mar	Apr	May	Jun	Jul	Aug	Sep	Oct	Nov	Dec	Thru Feb	% Change	Total
Civil	Contested Divorce	2017	1	4	-	-	-	-	-	-	-	-	-	5	-58%	5
		2016	5	7	7	2	4	1	1	4	4	3	4	12	▼	44
	Domestic and Family - Level 1	2017	-	1	-	-	-	-	-	-	-	-	-	1	1	1
		2016	-	-	-	-	-	1	-	-	-	-	1	0	↔	2
	Domestic and Family - Level 2	2017	-	1	-	-	-	-	-	-	-	-	-	1	1	1
		2016	-	-	3	1	-	1	2	-	-	-	-	0	↔	7
	General Civil - Level 2	2017	1	2	-	-	-	-	-	-	-	-	-	3	-50%	3
		2016	2	4	3	4	-	4	3	5	3	4	3	6	▼	38
	General Civil - Level 3	2017	1	2	-	-	-	-	-	-	-	-	-	3	200%	3
		2016	-	1	2	-	1	2	1	1	2	-	3	1	▲	13
Criminal	Probates/Wills and Trusts - Level	2017	-	-	-	-	-	-	-	-	-	-	-	0	0	0
		2016	-	-	-	-	-	-	-	-	1	-	-	0	↔	1
	Probates/Wills and Trusts - Level	2017	1	-	-	-	-	-	-	-	-	-	-	1	0%	1
		2016	-	1	-	1	-	1	4	-	-	-	-	1	↔	7
	Uncontested Divorce	2017	7	4	-	-	-	-	-	-	-	-	-	11	-8%	11
		2016	5	7	7	9	15	11	8	4	7	10	3	12	▼	88
	Capital Murder	2017	-	-	-	-	-	-	-	-	-	-	-	0	0	0
		2016	-	-	1	-	-	-	-	-	-	-	-	0	↔	1
	Misdemeanor	2017	24	12	-	-	-	-	-	-	-	-	-	36	80%	36
		2016	9	11	16	8	19	14	14	6	16	14	49	20	▲	203
Miscellaneous	Non-Capital Felonies and	2017	33	52	-	-	-	-	-	-	-	-	-	85	-15%	85
		2016	63	37	49	20	69	38	38	28	79	40	64	100	▼	565
	Other Criminally Related Matters	2017	1	6	-	-	-	-	-	-	-	-	-	7	75%	7
		2016	-	4	2	5	2	1	3	2	1	6	1	4	▲	30
	Miscellaneous	2017	83	71	-	-	-	-	-	-	-	-	-	154	-25%	154
		2016	87	117	137	81	53	81	67	64	59	61	64	204	▼	938
	Other	2017	1	1	-	-	-	-	-	-	-	-	-	2	-33%	2
		2016	1	2	-	-	1	-	-	1	-	1	-	3	▼	6

January 2016 -- February 2017 Filings

Dashboard

Court: Surry Circuit

Start/End Date: Jan-16 / Feb-17

2016 Average Month: 25

Jan-Feb 2016: 43

Filings Trending: ▲

Circuit/Court ID: 6 206181

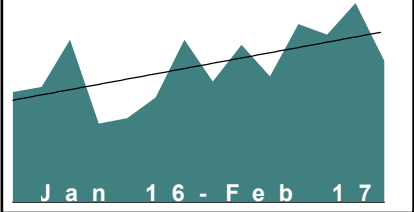
Type of Case: Filings

2017 Average Month:33

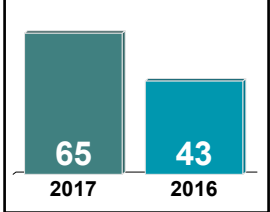
Jan-Feb 2017 : 65

Overall AVG. Month: 26

Monthly Filings Summary



Jan --- Feb Filings



Filings by Division																
		Jan	Feb	Mar	Apr	May	Jun	Jul	Aug	Sep	Oct	Nov	Dec	Thru Feb	% Change	Total
Total	2017	38	27	-	-	-	-	-	-	-	-	-	-	65	51%	65
	2016	21	22	31	15	16	20	31	23	30	24	34	32	43	▲	299
Civil	2017	5	4	-	-	-	-	-	-	-	-	-	-	9	50%	9
	2016	4	2	4	7	4	5	4	3	3	7	8	2	6	▲	53
Criminal	2017	10	1	-	-	-	-	-	-	-	-	-	-	11	267%	11
	2016	3	-	17	2	7	1	7	1	18	1	4	4	3	▲	65
Miscellaneous	2017	23	22	-	-	-	-	-	-	-	-	-	-	45	32%	45
	2016	14	20	10	6	5	14	20	19	9	16	22	26	34	▲	181

Filings by Division & Case Category																
		Jan	Feb	Mar	Apr	May	Jun	Jul	Aug	Sep	Oct	Nov	Dec	Thru Feb	% Change	Total
Civil	Administrative Law	2017	1	-	-	-	-	-	-	-	-	-	-	1	1	1
		2016	-	-	-	-	-	-	-	-	-	-	-	0	↔	0
	Contested Divorce	2017	-	-	-	-	-	-	-	-	-	-	-	0	-100%	0
		2016	3	-	1	1	-	-	-	-	4	-	1	3	▼	11
	Domestic and Family - Level 2	2017	-	-	-	-	-	-	-	-	-	-	-	0	0	0
		2016	-	-	-	-	1	-	-	1	-	1	-	0	↔	3
	General Civil - Level 1	2017	-	-	-	-	-	-	-	-	-	-	-	0	0	0
		2016	-	-	-	1	-	-	-	-	-	-	-	0	↔	1
	General Civil - Level 2	2017	2	2	-	-	-	-	-	-	-	-	-	4	4	4
		2016	-	-	1	1	1	2	1	-	-	2	-	0	↔	9
	General Civil - Level 3	2017	-	1	-	-	-	-	-	-	-	-	-	1	0%	1
		2016	-	1	2	3	2	1	1	1	-	-	-	1	↔	12
Criminal	Probates/Wills and Trusts - Level	2017	-	-	-	-	-	-	-	-	-	-	-	0	-100%	0
		2016	-	1	-	-	-	-	-	-	-	-	-	1	▼	1
	Uncontested Divorce	2017	2	1	-	-	-	-	-	-	-	-	-	3	200%	3
		2016	1	-	-	1	-	2	1	1	3	5	1	1	▲	16
	Misdemeanor	2017	1	-	-	-	-	-	-	-	-	-	-	1	1	1
		2016	-	-	1	1	-	1	-	6	-	-	-	0	↔	9
	Non-Capital Felonies and	2017	8	1	-	-	-	-	-	-	-	-	-	9	350%	9
		2016	2	-	16	1	7	-	7	11	1	3	4	2	▲	53
	Other Criminally Related Matters	2017	1	-	-	-	-	-	-	-	-	-	-	1	0%	1
		2016	1	-	-	-	-	-	-	1	-	1	-	1	↔	3
Miscellaneous		2017	23	22	-	-	-	-	-	-	-	-	-	45	32%	45
		2016	14	20	10	6	5	14	20	19	9	16	22	34	▲	181

January 2016 -- February 2017 Filings

Dashboard

Court: Sussex Circuit

Start/End Date: Jan-16 / Feb-17

2016 Average Month: 49

Jan-Feb 2016: 106

Filings Trending: ▼

Circuit/Court ID: 6 206183

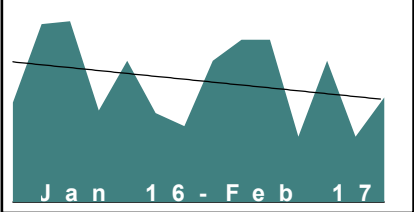
Type of Case: Filings

2017 Average Month:33

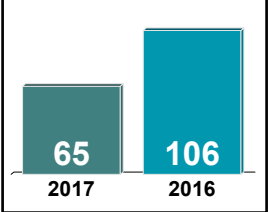
Jan-Feb 2017 : 65

Overall AVG. Month: 46

Monthly Filings Summary



Jan --- Feb Filings



Filings by Division																
		Jan	Feb	Mar	Apr	May	Jun	Jul	Aug	Sep	Oct	Nov	Dec	Thru Feb	% Change	Total
Total	2017	25	40	-	-	-	-	-	-	-	-	-	-	65	-39%	65
	2016	38	68	69	35	54	34	29	54	62	62	25	54	106	▼	584
Civil	2017	5	9	-	-	-	-	-	-	-	-	-	-	14	367%	14
	2016	-	3	12	5	4	6	4	19	9	4	3	4	3	▲	73
Criminal	2017	12	14	-	-	-	-	-	-	-	-	-	-	26	-61%	26
	2016	19	48	34	9	36	20	11	18	36	49	4	41	67	▼	325
Miscellaneous	2017	8	17	-	-	-	-	-	-	-	-	-	-	25	-31%	25
	2016	19	17	23	20	14	8	14	17	17	9	17	9	36	▼	184
Other	2017	-	-	-	-	-	-	-	-	-	-	-	-	0	0	0
	2016	-	-	-	1	-	-	-	-	-	-	1	-	0	↔	2

Filings by Division & Case Category																
		Jan	Feb	Mar	Apr	May	Jun	Jul	Aug	Sep	Oct	Nov	Dec	Thru Feb	% Change	Total
Civil	Contested Divorce	2017	1	1	-	-	-	-	-	-	-	-	-	2	2	2
		2016	-	-	3	2	1	1	-	-	1	-	1	0	↔	10
	General Civil - Level 2	2017	3	3	-	-	-	-	-	-	-	-	-	6	6	6
		2016	-	-	6	1	2	1	3	2	4	1	1	0	↔	21
	General Civil - Level 3	2017	-	2	-	-	-	-	-	-	-	-	-	2	0%	2
		2016	-	2	-	-	1	-	17	3	1	2	1	2	↔	27
	Probates/Wills and Trusts - Level	2017	-	-	-	-	-	-	-	-	-	-	-	0	0	0
		2016	-	-	2	-	1	-	-	-	-	-	1	0	↔	4
Criminal	Uncontested Divorce	2017	1	3	-	-	-	-	-	-	-	-	-	4	300%	4
		2016	-	1	1	2	3	-	-	2	1	1	-	1	▲	11
	Misdemeanor	2017	4	6	-	-	-	-	-	-	-	-	-	10	-17%	10
		2016	4	8	11	1	11	7	8	11	18	-	18	12	▼	103
	Non-Capital Felonies and	2017	8	5	-	-	-	-	-	-	-	-	-	13	-75%	13
		2016	14	37	19	7	19	11	2	8	25	3	18	51	▼	188
	Other Criminally Related Matters	2017	-	3	-	-	-	-	-	-	-	-	-	3	-25%	3
		2016	1	3	4	1	6	2	4	-	6	1	5	4	▼	34
Miscellaneous		2017	8	17	-	-	-	-	-	-	-	-	-	25	-31%	25
		2016	19	17	23	20	14	8	14	17	17	9	17	36	▼	184
Other		2017	-	-	-	-	-	-	-	-	-	-	-	0	0	0
		2016	-	-	-	1	-	-	-	-	-	1	-	0	↔	2


January 2016 -- February 2017 Filings

Dashboard

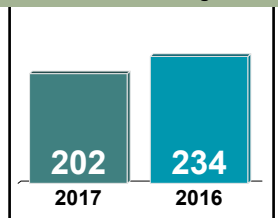
Court: Hopewell Circuit
 Start/End Date: Jan-16 / Feb-17
 2016 Average Month: 118
 Jan-Feb 2016: 234
 Filings Trending: ▼

Circuit/Court ID: 6 206670
 Type of Case: Filings
 2017 Average Month: 101
 Jan-Feb 2017 : 202
 Overall AVG. Month: 116

Monthly Filings Summary



Jan --- Feb Filings



Filings by Division

		Jan	Feb	Mar	Apr	May	Jun	Jul	Aug	Sep	Oct	Nov	Dec	Thru Feb	% Change	Total
Total	2017	79	123	-	-	-	-	-	-	-	-	-	-	202	-14%	202
	2016	125	109	154	142	98	112	125	175	102	95	89	95	234	▼	1,421
Civil	2017	14	20	-	-	-	-	-	-	-	-	-	-	34	31%	34
	2016	13	13	24	13	11	12	21	18	15	15	6	11	26	▲	172
Criminal	2017	34	68	-	-	-	-	-	-	-	-	-	-	102	-23%	102
	2016	79	54	85	87	63	72	70	124	57	55	56	49	133	▼	851
Miscellaneous	2017	30	35	-	-	-	-	-	-	-	-	-	-	65	-13%	65
	2016	33	42	45	42	24	28	33	33	30	25	27	35	75	▼	397
Other	2017	1	-	-	-	-	-	-	-	-	-	-	-	1	1	1
	2016	-	-	-	-	-	-	1	-	-	-	-	-	0	↔	1

Filings by Division & Case Category

		Jan	Feb	Mar	Apr	May	Jun	Jul	Aug	Sep	Oct	Nov	Dec	Thru Feb	% Change	Total
Civil	Administrative Law	2017	-	-	-	-	-	-	-	-	-	-	-	0	0	0
		2016	-	-	-	-	-	1	-	-	-	-	-	0	↔	1
	Contested Divorce	2017	3	-	-	-	-	-	-	-	-	-	-	3	0%	3
		2016	2	1	3	3	2	2	1	4	-	-	-	3	↔	20
	Domestic and Family - Level 1	2017	-	-	-	-	-	-	-	-	-	-	-	0	0	0
		2016	-	-	-	-	1	-	-	-	-	-	-	0	↔	1
	Domestic and Family - Level 2	2017	-	-	-	-	-	-	-	-	-	-	-	0	0	0
		2016	-	-	2	-	1	1	5	1	-	1	1	0	↔	13
	General Civil - Level 1	2017	2	1	-	-	-	-	-	-	-	-	-	3	3	3
		2016	-	-	-	-	-	-	-	-	-	-	-	0	↔	0
	General Civil - Level 2	2017	3	3	-	-	-	-	-	-	-	-	-	6	-40%	6
		2016	3	7	6	4	1	3	1	2	4	3	5	10	▼	47
	General Civil - Level 3	2017	2	9	-	-	-	-	-	-	-	-	-	11	120%	11
		2016	3	2	7	4	1	3	4	3	1	-	-	5	▲	28
Criminal	Probates/Wills and Trusts - Level	2017	-	-	-	-	-	-	-	-	-	-	-	0	0	0
		2016	-	-	-	-	-	-	-	-	1	-	1	0	↔	2
	Probates/Wills and Trusts - Level	2017	1	1	-	-	-	-	-	-	-	-	-	2	-50%	2
		2016	4	-	-	2	1	2	-	1	-	1	1	4	▼	13
	Uncontested Divorce	2017	3	6	-	-	-	-	-	-	-	-	-	9	125%	9
		2016	1	3	6	-	4	1	12	6	5	1	3	4	▲	47
	Misdemeanor	2017	12	16	-	-	-	-	-	-	-	-	-	28	4%	28
		2016	18	9	26	24	25	24	29	21	21	12	16	27	▲	237
	Non-Capital Felonies and	2017	19	50	-	-	-	-	-	-	-	-	-	69	-34%	69
		2016	61	43	58	61	36	47	39	103	35	43	39	104	▼	598
Miscellaneous	Other Criminally Related Matters	2017	3	2	-	-	-	-	-	-	-	-	-	5	150%	5
		2016	-	2	1	2	2	1	2	-	1	-	4	2	▲	16
Other	Miscellaneous	2017	30	35	-	-	-	-	-	-	-	-	-	65	-13%	65
		2016	33	42	45	42	24	28	33	33	30	25	27	75	▼	397
Other	Other	2017	1	-	-	-	-	-	-	-	-	-	-	1	1	1
		2016	-	-	-	-	-	1	-	-	-	-	-	0	↔	1

January 2016 -- February 2017 Filings

Dashboard

Court: Newport News Circuit

Circuit/Court ID: 7 207700

Start/End Date: Jan-16 / Feb-17

Type of Case: Filings

2016 Average Month: 749

2017 Average Month:681

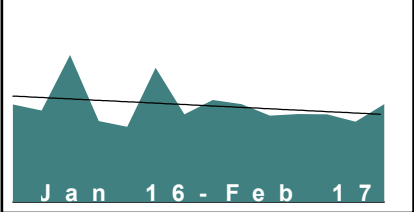
Jan-Feb 2016: 1,444

Jan-Feb 2017 : 1,362

Filings Trending: ▼

Overall AVG. Month: 739

Monthly Filings Summary



Jan --- Feb Filings

1,362

1,444

2017

2016

Filings by Division																
		Jan	Feb	Mar	Apr	May	Jun	Jul	Aug	Sep	Oct	Nov	Dec	Thru Feb	% Change	Total
Total	2017	613	749	-	-	-	-	-	-	-	-	-	-	1,362	-6%	1,362
	2016	745	699	1,124	619	575	1,025	671	780	748	661	673	669	1,444	▼	8,989
Civil	2017	113	134	-	-	-	-	-	-	-	-	-	-	247	-14%	247
	2016	106	182	143	133	117	142	112	140	137	136	119	127	288	▼	1,594
Criminal	2017	262	327	-	-	-	-	-	-	-	-	-	-	589	20%	589
	2016	331	160	620	249	262	632	323	375	366	292	303	291	491	▲	4,204
Miscellaneous	2017	200	262	-	-	-	-	-	-	-	-	-	-	462	-24%	462
	2016	286	322	336	214	177	236	212	237	213	208	225	233	608	▼	2,899
Other	2017	38	26	-	-	-	-	-	-	-	-	-	-	64	12%	64
	2016	22	35	25	23	19	15	24	28	32	25	26	18	57	▲	292

Filings by Division & Case Category																
		Jan	Feb	Mar	Apr	May	Jun	Jul	Aug	Sep	Oct	Nov	Dec	Thru Feb	% Change	Total
Civil	Administrative Law	2017	1	-	-	-	-	-	-	-	-	-	-	1	1	1
		2016	-	-	1	-	-	-	2	2	3	-	1	0	↔	9
	Contested Divorce	2017	8	19	-	-	-	-	-	-	-	-	-	27	-7%	27
		2016	15	14	23	15	16	15	25	22	11	15	17	29	▼	204
	Domestic and Family - Level 1	2017	1	-	-	-	-	-	-	-	-	-	-	1	1	1
		2016	-	-	-	1	-	1	-	3	-	-	-	0	↔	5
	Domestic and Family - Level 2	2017	4	3	-	-	-	-	-	-	-	-	-	7	-13%	7
		2016	5	3	5	4	3	10	9	8	5	5	5	8	▼	64
	General Civil - Level 1	2017	7	6	-	-	-	-	-	-	-	-	-	13	-68%	13
		2016	7	34	6	38	6	6	7	10	30	5	6	41	▼	158
	General Civil - Level 2	2017	34	34	-	-	-	-	-	-	-	-	-	68	10%	68
		2016	29	33	26	24	26	34	41	38	33	26	32	62	▲	369
	General Civil - Level 3	2017	22	26	-	-	-	-	-	-	-	-	-	48	0%	48
		2016	14	34	23	12	13	29	13	20	19	22	33	48	↔	256
Criminal	Probates/Wills and Trusts - Level	2017	-	-	-	-	-	-	-	-	-	-	-	0	-100%	0
		2016	-	1	-	-	1	-	1	-	1	-	-	1	▼	4
	Probates/Wills and Trusts - Level	2017	1	1	-	-	-	-	-	-	-	-	-	2	100%	2
		2016	-	1	-	1	-	-	1	-	1	-	-	1	▲	4
	Uncontested Divorce	2017	35	45	-	-	-	-	-	-	-	-	-	80	-18%	80
		2016	36	62	59	38	52	47	37	37	40	40	38	98	▼	521
	Misdemeanor	2017	48	77	-	-	-	-	-	-	-	-	-	125	-17%	125
		2016	103	47	104	58	74	138	75	73	47	69	75	150	▼	911
	Non-Capital Felonies and	2017	163	172	-	-	-	-	-	-	-	-	-	335	53%	335
Miscellaneous		2016	183	36	437	134	102	425	185	224	228	178	177	219	▲	2,481
	Other Criminally Related Matters	2017	51	78	-	-	-	-	-	-	-	-	-	129	6%	129
		2016	45	77	79	57	86	69	63	78	91	45	71	122	▲	812
	Miscellaneous	2017	200	262	-	-	-	-	-	-	-	-	-	462	-24%	462
		2016	286	322	336	214	177	236	212	237	213	208	225	608	▼	2,899
	Other	2017	38	26	-	-	-	-	-	-	-	-	-	64	12%	64
		2016	22	35	25	23	19	15	24	28	32	25	26	57	▲	292

January 2016 -- February 2017 Filings

Dashboard

Court: Hampton Circuit

Start/End Date: Jan-16 / Feb-17

2016 Average Month: 676

Jan-Feb 2016: 1,329

Filings Trending: ▲

Circuit/Court ID: 8 208650

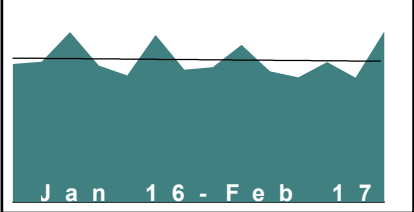
Type of Case: Filings

2017 Average Month:705

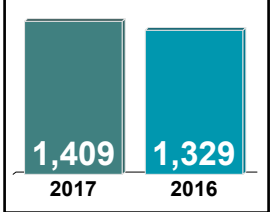
Jan-Feb 2017 : 1,409

Overall AVG. Month: 680

Monthly Filings Summary



Jan --- Feb Filings



Filings by Division																	
			Jan	Feb	Mar	Apr	May	Jun	Jul	Aug	Sep	Oct	Nov	Dec	Thru Feb	% Change	Total
Total	2017	594	815	-	-	-	-	-	-	-	-	-	-	-	1,409	6%	1,409
	2016	659	670	811	651	605	798	632	644	750	624	595	668	1,329	▲	8,107	
Civil	2017	81	112	-	-	-	-	-	-	-	-	-	-	-	193	-16%	193
	2016	114	117	91	100	98	123	103	125	100	100	76	99	231	▼	1,246	
Criminal	2017	284	430	-	-	-	-	-	-	-	-	-	-	-	714	35%	714
	2016	276	252	376	320	323	411	310	311	399	297	300	289	528	▲	3,864	
Miscellaneous	2017	192	224	-	-	-	-	-	-	-	-	-	-	-	416	-10%	416
	2016	222	242	288	172	150	201	189	169	197	165	183	232	464	▼	2,410	
Other	2017	37	49	-	-	-	-	-	-	-	-	-	-	-	86	-19%	86
	2016	47	59	56	59	34	63	30	39	54	62	36	48	106	▼	587	

Filings by Division & Case Category																	
			Jan	Feb	Mar	Apr	May	Jun	Jul	Aug	Sep	Oct	Nov	Dec	Thru Feb	% Change	Total
Civil	Administrative Law	2017	-	1	-	-	-	-	-	-	-	-	-	-	1	1	1
		2016	-	-	1	1	-	1	-	1	2	3	-	-	0	↔	9
	Contested Divorce	2017	7	22	-	-	-	-	-	-	-	-	-	-	29	53%	29
		2016	9	10	17	18	19	12	18	21	16	7	9	16	19	▲	172
	Domestic and Family - Level 1	2017	2	5	-	-	-	-	-	-	-	-	-	-	7	0%	7
		2016	3	4	3	7	4	7	2	4	6	7	9	4	7	↔	60
	Domestic and Family - Level 2	2017	1	7	-	-	-	-	-	-	-	-	-	-	8	-77%	8
		2016	31	4	4	2	6	2	9	3	4	2	4	1	35	▼	72
	General Civil - Level 1	2017	3	1	-	-	-	-	-	-	-	-	-	-	4	300%	4
		2016	-	1	-	-	1	1	2	-	2	2	1	1	1	▲	11
	General Civil - Level 2	2017	28	27	-	-	-	-	-	-	-	-	-	-	55	6%	55
		2016	24	28	12	22	28	37	18	30	25	16	25	34	52	▲	299
	General Civil - Level 3	2017	9	7	-	-	-	-	-	-	-	-	-	-	16	-30%	16
		2016	10	13	11	8	13	21	12	29	10	25	6	8	23	▼	166
Probates/Wills and Trusts - Level	2017	-	-	-	-	-	-	-	-	-	-	-	-	0	-100%	0	
	2016	1	1	1	-	1	1	-	1	1	-	-	1	2	▼	8	
Probates/Wills and Trusts - Level	2017	3	6	-	-	-	-	-	-	-	-	-	-	9	-25%	9	
	2016	4	8	3	5	4	4	5	2	2	2	1	6	12	▼	46	
Uncontested Divorce	2017	28	36	-	-	-	-	-	-	-	-	-	-	64	-20%	64	
	2016	32	48	39	37	22	37	37	34	32	36	21	28	80	▼	403	
Criminal	Capital Murder	2017	1	-	-	-	-	-	-	-	-	-	-	-	1	1	1
		2016	-	-	-	-	-	-	-	-	-	-	-	-	0	↔	0
	Misdemeanor	2017	55	93	-	-	-	-	-	-	-	-	-	-	148	35%	148
		2016	47	63	98	62	75	107	64	79	100	68	72	87	110	▲	922
	Non-Capital Felonies and	2017	181	260	-	-	-	-	-	-	-	-	-	-	441	30%	441
		2016	173	165	226	209	193	264	186	187	244	167	175	147	338	▲	2,336
Other Criminally Related Matters	2017	47	77	-	-	-	-	-	-	-	-	-	-	124	55%	124	
	2016	56	24	52	49	55	40	60	45	55	62	53	55	80	▲	606	
Miscellaneous	2017	192	224	-	-	-	-	-	-	-	-	-	-	-	416	-10%	416
	2016	222	242	288	172	150	201	189	169	197	165	183	232	464	▼	2,410	
Other	2017	37	49	-	-	-	-	-	-	-	-	-	-	-	86	-19%	86
	2016	47	59	56	59	34	63	30	39	54	62	36	48	106	▼	587	

January 2016 -- February 2017 Filings

Dashboard

Court: Charles City Circuit

Start/End Date: Jan-16 / Feb-17

2016 Average Month: 36

Jan-Feb 2016: 93

Filings Trending: ▼

Circuit/Court ID: 9 209036

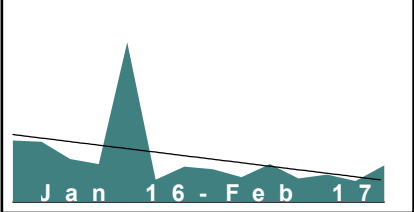
Type of Case: Filings

2017 Average Month:22

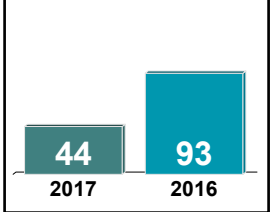
Jan-Feb 2017 : 44

Overall AVG. Month: 34

Monthly Filings Summary



Jan --- Feb Filings



Filings by Division																
		Jan	Feb	Mar	Apr	May	Jun	Jul	Aug	Sep	Oct	Nov	Dec	Thru Feb	% Change	Total
Total	2017	16	28	-	-	-	-	-	-	-	-	-	-	44	-53%	44
	2016	47	46	33	29	122	17	27	25	19	29	18	21	93	▼	433
Civil	2017	7	7	-	-	-	-	-	-	-	-	-	-	14	133%	14
	2016	1	5	4	3	1	5	5	4	1	3	1	4	6	▲	37
Criminal	2017	1	4	-	-	-	-	-	-	-	-	-	-	5	-88%	5
	2016	22	20	12	4	102	3	9	7	10	13	4	3	42	▼	209
Miscellaneous	2017	8	16	-	-	-	-	-	-	-	-	-	-	24	-47%	24
	2016	24	21	16	20	11	8	13	14	8	13	13	14	45	▼	175
Other	2017	-	1	-	-	-	-	-	-	-	-	-	-	1	1	1
	2016	-	-	1	2	8	1	-	-	-	-	-	-	0	↔	12

Filings by Division & Case Category																
		Jan	Feb	Mar	Apr	May	Jun	Jul	Aug	Sep	Oct	Nov	Dec	Thru Feb	% Change	Total
Civil	Administrative Law	2017	-	-	-	-	-	-	-	-	-	-	-	0	0	0
		2016	-	-	-	-	-	1	-	-	-	-	-	0	↔	1
	Contested Divorce	2017	-	-	-	-	-	-	-	-	-	-	-	0	0	0
		2016	-	-	-	-	-	-	-	-	-	-	1	0	↔	1
	Domestic and Family - Level 1	2017	-	-	-	-	-	-	-	-	-	-	-	0	0	0
		2016	-	-	-	-	1	-	-	-	-	-	-	0	↔	1
	Domestic and Family - Level 2	2017	-	-	-	-	-	-	-	-	-	-	-	0	0	0
		2016	-	-	-	-	-	-	-	-	1	-	-	0	↔	1
	General Civil - Level 1	2017	-	1	-	-	-	-	-	-	-	-	-	1	1	1
		2016	-	-	-	-	-	-	-	-	1	-	-	0	↔	1
Criminal	General Civil - Level 2	2017	4	2	-	-	-	-	-	-	-	-	-	6	500%	6
		2016	1	-	2	2	2	1	2	1	-	-	1	1	▲	12
	General Civil - Level 3	2017	1	1	-	-	-	-	-	-	-	-	-	2	-33%	2
		2016	-	3	2	-	2	2	1	-	-	-	-	3	▼	10
	Uncontested Divorce	2017	2	3	-	-	-	-	-	-	-	-	-	5	150%	5
		2016	-	2	-	1	1	1	1	-	1	1	2	2	▲	10
	Misdemeanor	2017	1	2	-	-	-	-	-	-	-	-	-	3	-91%	3
		2016	20	13	6	2	91	5	2	4	3	-	1	33	▼	147
	Non-Capital Felonies and	2017	-	2	-	-	-	-	-	-	-	-	-	2	-78%	2
		2016	2	7	4	2	9	3	4	5	9	3	2	9	▼	54
Miscellaneous	Other Criminally Related Matters	2017	-	-	-	-	-	-	-	-	-	-	-	0	0	0
		2016	-	-	2	-	2	-	1	1	1	1	-	0	↔	8
Other	Miscellaneous	2017	8	16	-	-	-	-	-	-	-	-	-	24	-47%	24
		2016	24	21	16	20	11	8	13	14	8	13	14	45	▼	175
Other	Other	2017	-	1	-	-	-	-	-	-	-	-	-	1	1	1
		2016	-	-	1	2	8	1	-	-	-	-	-	0	↔	12


January 2016 -- February 2017 Filings

Dashboard

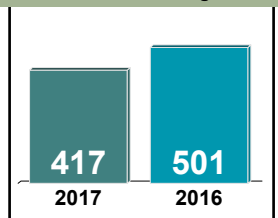
Court: Gloucester Circuit
 Start/End Date: Jan-16 / Feb-17
 2016 Average Month: 226
 Jan-Feb 2016: 501
 Filings Trending: ▼

Circuit/Court ID: 9 209073
 Type of Case: Filings
 2017 Average Month: 209
 Jan-Feb 2017 : 417
 Overall AVG. Month: 224

Monthly Filings Summary



Jan --- Feb Filings



Filings by Division

		Jan	Feb	Mar	Apr	May	Jun	Jul	Aug	Sep	Oct	Nov	Dec	Thru Feb	% Change	Total
Total	2017	198	219	-	-	-	-	-	-	-	-	-	-	417	-17%	417
	2016	256	245	296	223	236	218	200	202	219	207	215	200	501	▼	2,717
Civil	2017	21	18	-	-	-	-	-	-	-	-	-	-	39	-32%	39
	2016	22	35	57	37	25	25	31	25	27	23	22	29	57	▼	358
Criminal	2017	64	62	-	-	-	-	-	-	-	-	-	-	126	-18%	126
	2016	93	61	77	71	124	73	54	75	85	67	91	52	154	▼	923
Miscellaneous	2017	83	102	-	-	-	-	-	-	-	-	-	-	185	-21%	185
	2016	118	117	139	84	62	90	94	67	85	87	83	92	235	▼	1,118
Other	2017	30	37	-	-	-	-	-	-	-	-	-	-	67	22%	67
	2016	23	32	23	31	25	30	21	35	22	30	19	27	55	▲	318

Filings by Division & Case Category

		Jan	Feb	Mar	Apr	May	Jun	Jul	Aug	Sep	Oct	Nov	Dec	Thru Feb	% Change	Total
Civil	Contested Divorce	2017	4	4	-	-	-	-	-	-	-	-	-	8	-11%	8
		2016	4	5	13	2	4	8	3	5	6	2	6	9	▼	60
	Domestic and Family - Level 1	2017	-	-	-	-	-	-	-	-	-	-	-	0	0	0
		2016	-	-	-	-	1	1	1	-	-	-	2	0	↔	5
	Domestic and Family - Level 2	2017	3	-	-	-	-	-	-	-	-	-	-	3	50%	3
		2016	-	2	5	1	2	1	1	1	1	3	1	2	▲	18
	General Civil - Level 1	2017	-	-	-	-	-	-	-	-	-	-	-	0	0	0
		2016	-	-	-	-	-	-	-	-	1	-	-	0	↔	1
	General Civil - Level 2	2017	2	1	-	-	-	-	-	-	-	-	-	3	-73%	3
		2016	5	6	17	5	5	14	3	5	6	2	10	11	▼	83
Criminal	General Civil - Level 3	2017	1	1	-	-	-	-	-	-	-	-	-	2	-67%	2
		2016	3	3	1	24	1	-	2	3	5	4	1	6	▼	48
	Probates/Wills and Trusts - Level	2017	1	-	-	-	-	-	-	-	-	-	-	1	0%	1
		2016	-	1	2	-	-	1	2	1	-	1	2	1	↔	11
	Uncontested Divorce	2017	10	12	-	-	-	-	-	-	-	-	-	22	-21%	22
		2016	10	18	19	5	12	10	8	12	9	12	10	28	▼	132
	Misdemeanor	2017	17	14	-	-	-	-	-	-	-	-	-	31	-34%	31
		2016	27	20	21	18	36	26	13	23	23	13	26	47	▼	270
	Non-Capital Felonies and	2017	45	39	-	-	-	-	-	-	-	-	-	84	-18%	84
		2016	65	37	44	47	84	47	35	44	57	48	59	102	▼	592
Miscellaneous	Other Criminally Related Matters	2017	2	9	-	-	-	-	-	-	-	-	-	11	120%	11
		2016	1	4	12	6	4	-	6	8	5	6	3	5	▲	61
Other	Miscellaneous	2017	83	102	-	-	-	-	-	-	-	-	-	185	-21%	185
		2016	118	117	139	84	62	90	94	67	85	87	83	235	▼	1,118
Other	Other	2017	30	37	-	-	-	-	-	-	-	-	-	67	22%	67
		2016	23	32	23	31	25	30	21	35	22	30	19	55	▲	318

January 2016 -- February 2017 Filings

Dashboard

Court: King & Queen Circuit

Circuit/Court ID: 9 209097

Start/End Date: Jan-16 / Feb-17

Type of Case: Filings

2016 Average Month: 29

2017 Average Month:31

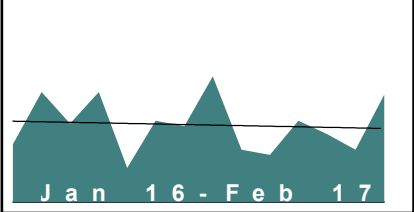
Jan-Feb 2016: 64

Jan-Feb 2017 : 61

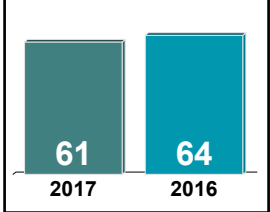
Filings Trending: ▼

Overall AVG. Month: 30

Monthly Filings Summary



Jan --- Feb Filings



Filings by Division																
		Jan	Feb	Mar	Apr	May	Jun	Jul	Aug	Sep	Oct	Nov	Dec	Thru Feb	% Change	Total
Total	2017	20	41	-	-	-	-	-	-	-	-	-	-	61	-5%	61
	2016	22	42	30	42	13	31	29	48	20	18	31	26	64	▼	352
Civil	2017	4	4	-	-	-	-	-	-	-	-	-	-	8	-11%	8
	2016	2	7	6	3	3	2	7	9	4	3	2	5	9	▼	53
Criminal	2017	3	24	-	-	-	-	-	-	-	-	-	-	27	35%	27
	2016	6	14	9	23	3	17	10	17	5	5	6	6	20	▲	121
Miscellaneous	2017	13	11	-	-	-	-	-	-	-	-	-	-	24	-31%	24
	2016	14	21	14	16	7	12	12	20	11	10	23	14	35	▼	174
Other	2017	-	2	-	-	-	-	-	-	-	-	-	-	2	2	2
	2016	-	-	1	-	-	-	-	2	-	-	-	1	0	↔	4

Filings by Division & Case Category																
		Jan	Feb	Mar	Apr	May	Jun	Jul	Aug	Sep	Oct	Nov	Dec	Thru Feb	% Change	Total
Civil	Contested Divorce	2017	-	-	-	-	-	-	-	-	-	-	-	0	-100%	0
		2016	-	1	1	-	1	-	1	-	-	-	1	1	▼	5
	Domestic and Family - Level 2	2017	-	-	-	-	-	-	-	-	-	-	-	0	0	0
		2016	-	-	-	-	-	-	-	1	-	-	-	0	↔	1
	General Civil - Level 2	2017	1	1	-	-	-	-	-	-	-	-	-	2	100%	2
		2016	-	1	2	2	1	1	-	2	-	-	2	1	▲	11
	General Civil - Level 3	2017	3	-	-	-	-	-	-	-	-	-	-	3	-25%	3
		2016	1	3	-	-	1	5	7	-	2	2	1	4	▼	22
	Probates/Wills and Trusts - Level	2017	-	-	-	-	-	-	-	-	-	-	-	0	-100%	0
		2016	-	1	-	-	-	-	-	-	-	-	-	1	▼	1
Criminal	Probates/Wills and Trusts - Level	2017	-	-	-	-	-	-	-	-	-	-	-	0	0	0
		2016	-	-	1	-	1	-	-	-	-	-	-	0	↔	2
	Uncontested Divorce	2017	-	3	-	-	-	-	-	-	-	-	-	3	50%	3
		2016	1	1	2	1	1	1	1	1	1	-	1	2	▲	11
	Misdemeanor	2017	1	4	-	-	-	-	-	-	-	-	-	5	0%	5
		2016	1	4	1	5	3	2	4	2	-	1	2	5	↔	25
	Non-Capital Felonies and	2017	1	20	-	-	-	-	-	-	-	-	-	21	75%	21
		2016	3	9	5	18	2	11	10	2	4	5	2	12	▲	78
	Other Criminally Related Matters	2017	1	-	-	-	-	-	-	-	-	-	-	1	-67%	1
		2016	2	1	3	-	1	3	1	1	1	-	2	3	▼	18
Miscellaneous		2017	13	11	-	-	-	-	-	-	-	-	-	24	-31%	24
		2016	14	21	14	16	7	12	20	11	10	23	14	35	▼	174
Other		2017	-	2	-	-	-	-	-	-	-	-	-	2	2	2
		2016	-	-	1	-	-	-	2	-	-	-	1	0	↔	4

January 2016 -- February 2017 Filings

Dashboard

Court: King William Circuit

Start/End Date: Jan-16 / Feb-17

2016 Average Month: 75

Jan-Feb 2016: 190

Filings Trending: ▼

Circuit/Court ID: 9 209101


Type of Case: Filings

2017 Average Month:62

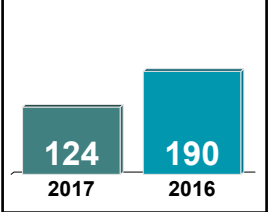
Jan-Feb 2017 : 124

Overall AVG. Month: 73

Monthly Filings Summary



Jan --- Feb Filings



Filings by Division																
		Jan	Feb	Mar	Apr	May	Jun	Jul	Aug	Sep	Oct	Nov	Dec	Thru Feb	% Change	Total
Total	2017	71	53	-	-	-	-	-	-	-	-	-	-	124	-35%	124
	2016	63	127	86	72	44	75	84	58	91	62	67	65	190	▼	894
Civil	2017	12	11	-	-	-	-	-	-	-	-	-	-	23	64%	23
	2016	8	6	8	7	5	14	6	10	12	6	10	5	14	▲	97
Criminal	2017	25	10	-	-	-	-	-	-	-	-	-	-	35	-51%	35
	2016	7	64	34	27	5	30	30	7	41	7	13	23	71	▼	288
Miscellaneous	2017	34	32	-	-	-	-	-	-	-	-	-	-	66	-36%	66
	2016	47	56	44	36	33	30	48	41	38	49	43	36	103	▼	501
Other	2017	-	-	-	-	-	-	-	-	-	-	-	-	0	-100%	0
	2016	1	1	-	2	1	1	-	-	-	-	1	1	2	▼	8

Filings by Division & Case Category																	
			Jan	Feb	Mar	Apr	May	Jun	Jul	Aug	Sep	Oct	Nov	Dec	Thru Feb	% Change	Total
Civil	Contested Divorce	2017	1	1	-	-	-	-	-	-	-	-	-	-	2	0%	2
		2016	1	1	3	1	-	2	-	2	3	-	1	-	2	↔	14
	Domestic and Family - Level 1	2017	2	1	-	-	-	-	-	-	-	-	-	-	3	50%	3
		2016	1	1	-	-	-	-	-	-	-	1	-	-	2	▲	3
	Domestic and Family - Level 2	2017	1	-	-	-	-	-	-	-	-	-	-	-	1	1	1
		2016	-	-	-	-	-	2	-	-	1	1	-	1	0	↔	5
	General Civil - Level 1	2017	-	-	-	-	-	-	-	-	-	-	-	-	0	0	0
		2016	-	-	-	1	-	-	-	-	1	-	-	-	0	↔	2
	General Civil - Level 2	2017	1	3	-	-	-	-	-	-	-	-	-	-	4	33%	4
		2016	1	2	1	2	-	4	3	4	2	1	4	1	3	▲	25
General Civil - Level 3	2017	1	-	-	-	-	-	-	-	-	-	-	-	1	-50%	1	
	2016	1	1	1	-	1	3	-	1	-	3	2	2	2	▼	15	
Uncontested Divorce	2017	6	6	-	-	-	-	-	-	-	-	-	-	12	140%	12	
	2016	4	1	3	3	4	3	3	3	5	-	3	1	5	▲	33	
Criminal	Capital Murder	2017	-	-	-	-	-	-	-	-	-	-	-	-	0	-100%	0
		2016	-	1	-	-	-	-	-	-	-	-	-	-	1	▼	1
	Misdemeanor	2017	2	6	-	-	-	-	-	-	-	-	-	-	8	-27%	8
		2016	4	7	11	5	4	1	2	4	6	3	3	5	11	▼	55
	Non-Capital Felonies and	2017	23	3	-	-	-	-	-	-	-	-	-	-	26	-54%	26
		2016	-	56	22	22	1	28	28	1	32	4	8	17	56	▼	219
Other Criminally Related Matters	2017	-	1	-	-	-	-	-	-	-	-	-	-	1	-67%	1	
	2016	3	-	1	-	-	1	-	2	3	-	2	1	3	▼	13	
	Miscellaneous	2017	34	32	-	-	-	-	-	-	-	-	-	-	66	-36%	66
		2016	47	56	44	36	33	30	48	41	38	49	43	36	103	▼	501
	Other	2017	-	-	-	-	-	-	-	-	-	-	-	-	0	-100%	0
		2016	1	1	-	2	1	1	-	-	-	-	1	1	2	▼	8

January 2016 -- February 2017 Filings

Dashboard

Court: Mathews Circuit

Start/End Date: Jan-16 / Feb-17

2016 Average Month: 37

Jan-Feb 2016: 60

Filings Trending: ▲

Circuit/Court ID: 9 209115


Type of Case: Filings

2017 Average Month:54

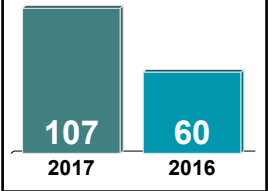
Jan-Feb 2017 : 107

Overall AVG. Month: 40

Monthly Filings Summary



Jan --- Feb Filings



Filings by Division																
		Jan	Feb	Mar	Apr	May	Jun	Jul	Aug	Sep	Oct	Nov	Dec	Thru Feb	% Change	Total
Total	2017	69	38	-	-	-	-	-	-	-	-	-	-	107	78%	107
	2016	35	25	68	49	44	23	26	48	37	31	31	30	60	▲	447
Civil	2017	3	5	-	-	-	-	-	-	-	-	-	-	8	-11%	8
	2016	7	2	3	5	7	2	9	4	6	8	-	4	9	▼	57
Criminal	2017	47	15	-	-	-	-	-	-	-	-	-	-	62	1,450%	62
	2016	4	-	38	31	26	3	2	32	22	2	10	7	4	▲	177
Miscellaneous	2017	19	18	-	-	-	-	-	-	-	-	-	-	37	-21%	37
	2016	24	23	26	13	11	18	15	12	9	21	21	19	47	▼	212
Other	2017	-	-	-	-	-	-	-	-	-	-	-	-	0	0	0
	2016	-	-	1	-	-	-	-	-	-	-	-	-	0	↔	1

Filings by Division & Case Category																	
			Jan	Feb	Mar	Apr	May	Jun	Jul	Aug	Sep	Oct	Nov	Dec	Thru Feb	% Change	Total
Civil	Administrative Law	2017	-	-	-	-	-	-	-	-	-	-	-	-	0	0	0
		2016	-	-	-	1	-	-	-	-	-	1	-	-	0	↔	2
	Contested Divorce	2017	1	2	-	-	-	-	-	-	-	-	-	-	3	3	3
		2016	-	-	-	-	2	-	2	1	-	1	-	2	0	↔	8
	Domestic and Family - Level 2	2017	-	-	-	-	-	-	-	-	-	-	-	-	0	0	0
		2016	-	-	-	-	1	-	1	-	1	1	-	-	0	↔	4
	General Civil - Level 1	2017	-	-	-	-	-	-	-	-	-	-	-	-	0	0	0
		2016	-	-	-	-	1	-	-	-	-	-	-	-	0	↔	1
	General Civil - Level 2	2017	-	1	-	-	-	-	-	-	-	-	-	-	1	-50%	1
		2016	2	-	2	2	-	2	1	1	2	-	-	1	2	▼	13
	General Civil - Level 3	2017	1	-	-	-	-	-	-	-	-	-	-	-	1	-80%	1
		2016	3	2	1	-	-	-	1	-	-	1	-	-	5	▼	8
Probates/Wills and Trusts - Level	2017	-	-	-	-	-	-	-	-	-	-	-	-	0	0	0	
	2016	-	-	-	-	-	-	-	-	-	-	-	1	0	↔	1	
Probates/Wills and Trusts - Level	2017	-	1	-	-	-	-	-	-	-	-	-	-	1	0%	1	
	2016	1	-	-	-	-	-	2	-	-	-	-	-	1	↔	3	
Uncontested Divorce	2017	1	1	-	-	-	-	-	-	-	-	-	-	2	100%	2	
	2016	1	-	-	2	3	-	2	2	3	4	-	-	1	▲	17	
Criminal	Misdemeanor	2017	3	3	-	-	-	-	-	-	-	-	-	-	6	500%	6
		2016	1	-	5	-	11	-	-	-	6	-	4	5	1	▲	32
	Non-Capital Felonies and	2017	42	10	-	-	-	-	-	-	-	-	-	-	52	52	52
		2016	-	-	32	31	13	1	1	30	13	2	3	2	0	↔	128
	Other Criminally Related Matters	2017	2	2	-	-	-	-	-	-	-	-	-	-	4	33%	4
		2016	3	-	1	-	2	2	1	2	3	-	3	-	3	▲	17
Other	Miscellaneous	2017	19	18	-	-	-	-	-	-	-	-	-	-	37	-21%	37
		2016	24	23	26	13	11	18	15	12	9	21	21	19	47	▼	212
		2017	-	-	-	-	-	-	-	-	-	-	-	-	0	0	0
	2016	-	-	1	-	-	-	-	-	-	-	-	-	0	↔	1	

January 2016 -- February 2017 Filings

Dashboard

Court: Middlesex Circuit

Start/End Date: Jan-16 / Feb-17

2016 Average Month: 58

Jan-Feb 2016: 126

Filings Trending: ▼

Circuit/Court ID: 9 209119

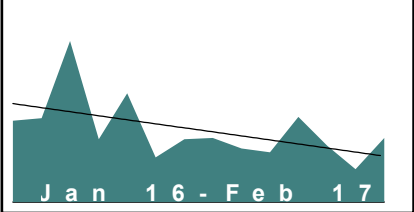
Type of Case: Filings

2017 Average Month:37

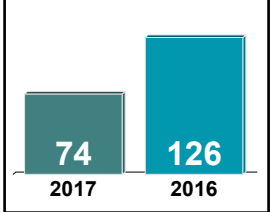
Jan-Feb 2017 : 74

Overall AVG. Month: 55

Monthly Filings Summary



Jan --- Feb Filings



Filings by Division																
		Jan	Feb	Mar	Apr	May	Jun	Jul	Aug	Sep	Oct	Nov	Dec	Thru Feb	% Change	Total
Total	2017	25	49	-	-	-	-	-	-	-	-	-	-	74	-41%	74
	2016	62	64	123	48	83	34	48	49	41	38	65	43	126	▼	698
Civil	2017	7	4	-	-	-	-	-	-	-	-	-	-	11	-15%	11
	2016	8	5	9	6	16	8	8	8	4	6	15	11	13	▼	104
Criminal	2017	4	29	-	-	-	-	-	-	-	-	-	-	33	-27%	33
	2016	26	19	89	23	56	10	16	14	20	8	33	15	45	▼	329
Miscellaneous	2017	14	15	-	-	-	-	-	-	-	-	-	-	29	-55%	29
	2016	26	38	22	18	11	16	22	27	15	24	17	17	64	▼	253
Other	2017	-	1	-	-	-	-	-	-	-	-	-	-	1	-75%	1
	2016	2	2	3	1	-	-	2	-	2	-	-	-	4	▼	12

Filings by Division & Case Category																
		Jan	Feb	Mar	Apr	May	Jun	Jul	Aug	Sep	Oct	Nov	Dec	Thru Feb	% Change	Total
Civil	Administrative Law	2017	-	1	-	-	-	-	-	-	-	-	-	1	0%	1
		2016	1	-	-	-	-	-	-	-	-	-	-	1	↔	1
	Contested Divorce	2017	-	-	-	-	-	-	-	-	-	-	-	0	-100%	0
		2016	1	-	2	-	1	1	-	-	2	3	2	1	▼	12
	Domestic and Family - Level 2	2017	-	-	-	-	-	-	-	-	-	-	-	0	0	0
		2016	-	-	-	-	2	-	1	-	-	-	-	0	↔	3
	General Civil - Level 1	2017	1	-	-	-	-	-	-	-	-	-	-	1	1	1
		2016	-	-	-	-	-	-	-	-	-	-	-	0	↔	0
	General Civil - Level 2	2017	1	1	-	-	-	-	-	-	-	-	-	2	-50%	2
		2016	1	3	3	1	1	2	1	4	1	3	2	4	▼	23
	General Civil - Level 3	2017	-	2	-	-	-	-	-	-	-	-	-	2	100%	2
		2016	1	-	1	1	13	2	1	1	1	8	2	1	▲	32
Criminal	Probates/Wills and Trusts - Level	2017	-	-	-	-	-	-	-	-	-	-	-	0	0	0
		2016	-	-	-	-	-	-	-	-	-	1	-	0	↔	1
	Probates/Wills and Trusts - Level	2017	-	-	-	-	-	-	-	-	-	-	-	0	-100%	0
		2016	2	-	-	1	-	2	-	-	-	-	-	2	▼	5
	Uncontested Divorce	2017	5	-	-	-	-	-	-	-	-	-	-	5	25%	5
		2016	2	2	3	3	1	1	4	2	2	-	1	4	▲	27
	Misdemeanor	2017	1	5	-	-	-	-	-	-	-	-	-	6	-63%	6
		2016	10	6	19	2	13	4	5	4	2	4	16	16	▼	92
	Non-Capital Felonies and	2017	3	22	-	-	-	-	-	-	-	-	-	25	4%	25
		2016	14	10	68	20	42	4	11	10	17	4	17	24	▲	225
	Other Criminally Related Matters	2017	-	2	-	-	-	-	-	-	-	-	-	2	-60%	2
		2016	2	3	2	1	1	2	-	-	1	-	-	5	▼	12
Miscellaneous		2017	14	15	-	-	-	-	-	-	-	-	-	29	-55%	29
		2016	26	38	22	18	11	16	22	27	15	24	17	64	▼	253
Other		2017	-	1	-	-	-	-	-	-	-	-	-	1	-75%	1
		2016	2	2	3	1	-	2	-	2	-	-	-	4	▼	12

January 2016 -- February 2017 Filings

Dashboard

Court: New Kent Circuit

Start/End Date: Jan-16 / Feb-17

2016 Average Month: 117

Jan-Feb 2016: 291

Filings Trending: ▼

Circuit/Court ID: 9 209127


Type of Case: Filings

2017 Average Month:99

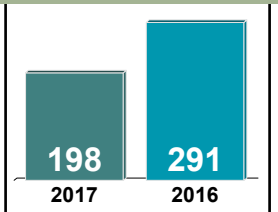
Jan-Feb 2017 : 198

Overall AVG. Month: 114

Monthly Filings Summary



Jan --- Feb Filings



Filings by Division																
		Jan	Feb	Mar	Apr	May	Jun	Jul	Aug	Sep	Oct	Nov	Dec	Thru Feb	% Change	Total
Total	2017	130	68	-	-	-	-	-	-	-	-	-	-	198	-32%	198
	2016	131	160	135	93	102	120	123	110	106	93	124	106	291	▼	1,403
Civil	2017	8	6	-	-	-	-	-	-	-	-	-	-	14	-46%	14
	2016	13	13	11	6	8	17	18	12	10	15	6	13	26	▼	142
Criminal	2017	51	19	-	-	-	-	-	-	-	-	-	-	70	-16%	70
	2016	36	47	55	30	43	37	36	44	41	20	65	50	83	▼	504
Miscellaneous	2017	52	40	-	-	-	-	-	-	-	-	-	-	92	-43%	92
	2016	72	88	67	48	35	53	64	49	49	53	44	40	160	▼	662
Other	2017	19	3	-	-	-	-	-	-	-	-	-	-	22	0%	22
	2016	10	12	2	9	16	13	5	5	6	5	9	3	22	↔	95

Filings by Division & Case Category																
		Jan	Feb	Mar	Apr	May	Jun	Jul	Aug	Sep	Oct	Nov	Dec	Thru Feb	% Change	Total
Civil	Contested Divorce	2017	-	2	-	-	-	-	-	-	-	-	-	2	-67%	2
		2016	5	1	1	1	-	4	3	2	-	2	-	6	▼	21
	Domestic and Family - Level 1	2017	-	-	-	-	-	-	-	-	-	-	-	0	0	0
		2016	-	-	-	-	-	-	1	-	1	-	-	0	↔	2
	Domestic and Family - Level 2	2017	1	-	-	-	-	-	-	-	-	-	-	1	1	1
		2016	-	-	-	1	1	-	1	-	1	1	2	0	↔	8
	General Civil - Level 1	2017	-	-	-	-	-	-	-	-	-	-	-	0	0	0
		2016	-	-	-	-	-	-	1	-	-	-	-	0	↔	1
	General Civil - Level 2	2017	3	1	-	-	-	-	-	-	-	-	-	4	-50%	4
		2016	5	3	1	-	2	2	7	2	3	4	-	8	▼	30
	General Civil - Level 3	2017	2	1	-	-	-	-	-	-	-	-	-	3	-25%	3
		2016	1	3	3	-	2	1	2	-	2	5	1	4	▼	22
Criminal	Probates/Wills and Trusts - Level	2017	-	-	-	-	-	-	-	-	-	-	-	0	0	0
		2016	-	-	-	-	-	-	1	-	-	-	-	0	↔	1
	Probates/Wills and Trusts - Level	2017	-	-	-	-	-	-	-	-	-	-	-	0	-100%	0
		2016	1	-	-	-	-	1	-	-	1	-	-	1	▼	3
	Uncontested Divorce	2017	2	2	-	-	-	-	-	-	-	-	-	4	-43%	4
		2016	1	6	6	4	3	9	5	4	3	2	8	7	▼	54
	Capital Murder	2017	-	-	-	-	-	-	-	-	-	-	-	0	0	0
		2016	-	-	-	-	-	-	-	-	-	-	1	0	↔	1
	Misdemeanor	2017	9	8	-	-	-	-	-	-	-	-	-	17	-45%	17
		2016	15	16	12	9	14	8	11	11	15	7	26	31	▼	154
	Non-Capital Felonies and	2017	37	11	-	-	-	-	-	-	-	-	-	48	-2%	48
		2016	21	28	41	21	28	24	25	26	24	13	39	49	▼	327
Other	Other Criminally Related Matters	2017	5	-	-	-	-	-	-	-	-	-	-	5	67%	5
		2016	-	3	2	-	1	5	-	7	2	-	2	3	▲	22
Miscellaneous		2017	52	40	-	-	-	-	-	-	-	-	-	92	-43%	92
		2016	72	88	67	48	35	53	64	49	49	53	44	160	▼	662
Other		2017	19	3	-	-	-	-	-	-	-	-	-	22	0%	22
		2016	10	12	2	9	16	13	5	5	6	5	9	22	↔	95

January 2016 -- February 2017 Filings

Dashboard

Court: York Circuit

Start/End Date: Jan-16 / Feb-17

2016 Average Month: 297

Jan-Feb 2016: 689

Filings Trending: ▼

Circuit/Court ID: 9 209199

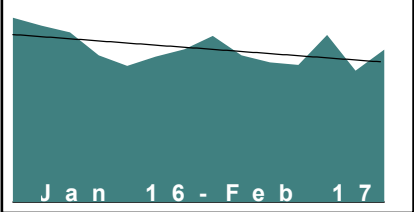
Type of Case: Filings

2017 Average Month:271

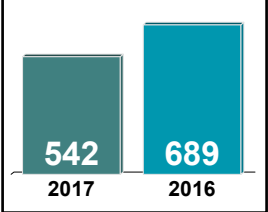
Jan-Feb 2017 : 542

Overall AVG. Month: 294

Monthly Filings Summary



Jan --- Feb Filings



Filings by Division																
		Jan	Feb	Mar	Apr	May	Jun	Jul	Aug	Sep	Oct	Nov	Dec	Thru Feb	% Change	Total
Total	2017	251	291	-	-	-	-	-	-	-	-	-	-	542	-21%	542
	2016	352	337	324	280	260	278	292	317	280	267	262	319	689	▼	3,568
Civil	2017	34	43	-	-	-	-	-	-	-	-	-	-	77	-13%	77
	2016	38	51	53	41	56	54	48	47	33	42	36	61	89	▼	560
Criminal	2017	64	109	-	-	-	-	-	-	-	-	-	-	173	-6%	173
	2016	100	85	98	96	79	90	56	107	136	87	72	130	185	▼	1,136
Miscellaneous	2017	144	123	-	-	-	-	-	-	-	-	-	-	267	-35%	267
	2016	214	199	171	142	125	133	186	162	111	136	152	127	413	▼	1,858
Other	2017	9	16	-	-	-	-	-	-	-	-	-	-	25	1,150%	25
	2016	-	2	2	1	-	1	2	1	-	2	2	1	2	▲	14

Filings by Division & Case Category																
		Jan	Feb	Mar	Apr	May	Jun	Jul	Aug	Sep	Oct	Nov	Dec	Thru Feb	% Change	Total
Civil	Administrative Law	2017	1	-	-	-	-	-	-	-	-	-	-	1	0%	1
		2016	-	1	-	-	1	-	1	1	-	-	-	1	↔	4
	Contested Divorce	2017	1	9	-	-	-	-	-	-	-	-	-	10	67%	10
		2016	3	3	5	5	4	8	4	9	5	4	8	6	▲	64
	Domestic and Family - Level 1	2017	-	1	-	-	-	-	-	-	-	-	-	1	-80%	1
		2016	2	3	1	1	-	3	-	1	1	-	1	5	▼	13
	Domestic and Family - Level 2	2017	3	9	-	-	-	-	-	-	-	-	-	12	-8%	12
		2016	3	10	13	8	7	8	9	4	9	11	15	13	▼	106
	General Civil - Level 1	2017	-	1	-	-	-	-	-	-	-	-	-	1	1	1
		2016	-	-	-	-	-	-	1	-	1	1	1	0	↔	4
	General Civil - Level 2	2017	8	8	-	-	-	-	-	-	-	-	-	16	-16%	16
		2016	11	8	9	9	10	10	6	7	8	10	4	10	▼	102
	General Civil - Level 3	2017	2	7	-	-	-	-	-	-	-	-	-	9	200%	9
		2016	2	1	6	2	4	7	10	2	-	1	3	4	▲	42
Criminal	Probates/Wills and Trusts - Level	2017	-	-	-	-	-	-	-	-	-	-	-	0	0	0
		2016	-	-	-	-	-	-	1	-	-	-	-	0	↔	1
	Probates/Wills and Trusts - Level	2017	3	-	-	-	-	-	-	-	-	-	-	3	50%	3
		2016	1	1	1	2	4	2	1	1	3	2	1	2	▲	22
	Uncontested Divorce	2017	16	8	-	-	-	-	-	-	-	-	-	24	-40%	24
		2016	16	24	18	14	26	16	18	15	11	14	7	40	▼	202
	Misdemeanor	2017	21	19	-	-	-	-	-	-	-	-	-	40	33%	40
		2016	14	16	18	27	22	20	11	22	24	14	10	30	▲	233
	Non-Capital Felonies and	2017	34	87	-	-	-	-	-	-	-	-	-	121	-18%	121
		2016	80	67	73	61	56	61	38	81	103	59	52	147	▼	821
Miscellaneous	Other Criminally Related Matters	2017	9	3	-	-	-	-	-	-	-	-	-	12	50%	12
		2016	6	2	7	8	1	9	7	4	9	14	10	8	▲	82
Other	Miscellaneous	2017	144	123	-	-	-	-	-	-	-	-	-	267	-35%	267
		2016	214	199	171	142	125	133	186	162	111	136	152	413	▼	1,858
Other	Other	2017	9	16	-	-	-	-	-	-	-	-	-	25	1,150%	25
		2016	-	2	2	1	-	1	2	1	-	2	2	2	▲	14

January 2016 -- February 2017 Filings

Dashboard

Court: Williamsburg Circuit

Start/End Date: Jan-16 / Feb-17

2016 Average Month: 359

Jan-Feb 2016: 751

Filings Trending: ▼

Circuit/Court ID: 9 209830

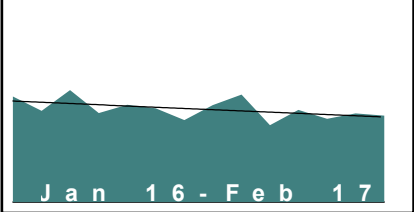
Type of Case: Filings

2017 Average Month:335

Jan-Feb 2017 : 669

Overall AVG. Month: 355

Monthly Filings Summary



Jan --- Feb Filings

669

751

2017

2016

Filings by Division																
		Jan	Feb	Mar	Apr	May	Jun	Jul	Aug	Sep	Oct	Nov	Dec	Thru Feb	% Change	Total
Total	2017	339	330	-	-	-	-	-	-	-	-	-	-	669	-11%	669
	2016	403	348	428	340	371	358	313	370	410	293	352	318	751	▼	4,304
Civil	2017	44	46	-	-	-	-	-	-	-	-	-	-	90	-13%	90
	2016	53	51	63	33	50	55	42	52	50	57	50	55	104	▼	611
Criminal	2017	83	112	-	-	-	-	-	-	-	-	-	-	195	-12%	195
	2016	125	97	142	122	149	111	55	120	169	82	127	81	222	▼	1,380
Miscellaneous	2017	142	131	-	-	-	-	-	-	-	-	-	-	273	-21%	273
	2016	176	171	175	145	118	150	164	163	150	128	138	137	347	▼	1,815
Other	2017	70	41	-	-	-	-	-	-	-	-	-	-	111	42%	111
	2016	49	29	48	40	54	42	52	35	41	26	37	45	78	▲	498

Filings by Division & Case Category																
		Jan	Feb	Mar	Apr	May	Jun	Jul	Aug	Sep	Oct	Nov	Dec	Thru Feb	% Change	Total
Civil	Administrative Law	2017	-	1	-	-	-	-	-	-	-	-	-	1	1	1
		2016	-	-	-	-	-	-	-	-	-	2	-	0	↔	2
	Contested Divorce	2017	6	9	-	-	-	-	-	-	-	-	-	15	-21%	15
		2016	8	11	6	2	8	6	11	6	3	8	5	19	▼	80
	Domestic and Family - Level 1	2017	-	-	-	-	-	-	-	-	-	-	-	0	-100%	0
		2016	2	4	3	1	2	1	1	2	5	2	3	6	▼	26
	Domestic and Family - Level 2	2017	1	1	-	-	-	-	-	-	-	-	-	2	0%	2
		2016	1	1	3	4	2	2	1	1	4	4	-	2	↔	26
	General Civil - Level 1	2017	-	-	-	-	-	-	-	-	-	-	-	0	-100%	0
		2016	1	-	1	4	-	2	1	1	1	1	-	1	▼	12
	General Civil - Level 2	2017	10	12	-	-	-	-	-	-	-	-	-	22	-8%	22
		2016	11	13	13	7	13	12	15	10	14	12	18	24	▼	150
	General Civil - Level 3	2017	9	7	-	-	-	-	-	-	-	-	-	16	14%	16
		2016	5	9	7	6	5	11	5	4	12	9	8	14	▲	85
Criminal	Probates/Wills and Trusts - Level	2017	2	-	-	-	-	-	-	-	-	-	-	2	0%	2
		2016	1	1	-	-	-	1	-	-	1	3	1	2	↔	8
	Probates/Wills and Trusts - Level	2017	3	3	-	-	-	-	-	-	-	-	-	6	20%	6
		2016	3	2	4	1	2	2	5	2	2	1	4	5	▲	33
	Uncontested Divorce	2017	13	13	-	-	-	-	-	-	-	-	-	26	-16%	26
		2016	21	10	26	8	18	21	8	14	16	13	16	31	▼	189
	Misdemeanor	2017	28	45	-	-	-	-	-	-	-	-	-	73	18%	73
		2016	37	25	42	59	41	25	49	53	23	47	34	62	▲	475
	Non-Capital Felonies and	2017	45	52	-	-	-	-	-	-	-	-	-	97	-30%	97
		2016	80	58	86	51	86	54	22	59	99	46	69	138	▼	750
Miscellaneous	Other Criminally Related Matters	2017	10	15	-	-	-	-	-	-	-	-	-	25	14%	25
		2016	8	14	14	12	23	16	8	12	17	11	7	22	▲	155
Other	Miscellaneous	2017	142	131	-	-	-	-	-	-	-	-	-	273	-21%	273
		2016	176	171	175	145	118	150	164	163	150	138	137	347	▼	1,815
Other	Other	2017	70	41	-	-	-	-	-	-	-	-	-	111	42%	111
		2016	49	29	48	40	54	42	52	35	41	26	37	78	▲	498


January 2016 -- February 2017 Filings

Dashboard

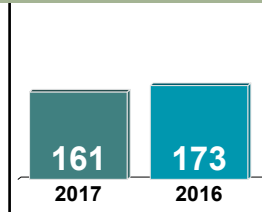
Court: Appomattox Circuit
 Start/End Date: Jan-16 / Feb-17
 2016 Average Month: 80
 Jan-Feb 2016: 173
 Filings Trending: ▼

Circuit/Court ID: 10
 210011
 Type of Case: Filings
 2017 Average Month: 81
 Jan-Feb 2017 : 161
 Overall AVG. Month: 80

Monthly Filings Summary



Jan --- Feb Filings



Filings by Division

		Jan	Feb	Mar	Apr	May	Jun	Jul	Aug	Sep	Oct	Nov	Dec	Thru Feb	% Change	Total
Total	2017	72	89	-	-	-	-	-	-	-	-	-	-	161	-7%	161
	2016	106	67	107	53	78	91	67	62	84	91	92	66	173	▼	964
Civil	2017	11	15	-	-	-	-	-	-	-	-	-	-	26	63%	26
	2016	6	10	15	12	12	4	6	10	7	8	8	8	16	▲	106
Criminal	2017	14	48	-	-	-	-	-	-	-	-	-	-	62	-11%	62
	2016	54	16	49	1	41	44	24	20	38	49	25	25	70	▼	386
Miscellaneous	2017	47	25	-	-	-	-	-	-	-	-	-	-	72	-17%	72
	2016	46	41	42	40	25	42	36	32	39	34	59	32	87	▼	468
Other	2017	-	1	-	-	-	-	-	-	-	-	-	-	1	1	1
	2016	-	-	1	-	-	1	1	-	-	-	-	1	0	↔	4

Filings by Division & Case Category

		Jan	Feb	Mar	Apr	May	Jun	Jul	Aug	Sep	Oct	Nov	Dec	Thru Feb	% Change	Total
Civil	Administrative Law	2017	1	-	-	-	-	-	-	-	-	-	-	1	1	1
		2016	-	-	-	-	-	-	-	-	-	-	-	0	↔	0
	Contested Divorce	2017	1	3	-	-	-	-	-	-	-	-	-	4	33%	4
		2016	2	1	4	1	2	2	-	-	1	2	1	3	▲	16
	Domestic and Family - Level 1	2017	-	2	-	-	-	-	-	-	-	-	-	2	2	2
		2016	-	-	-	-	1	-	1	1	1	-	1	0	↔	5
	Domestic and Family - Level 2	2017	2	3	-	-	-	-	-	-	-	-	-	5	5	5
		2016	-	-	2	-	1	-	3	-	2	-	-	0	↔	9
	General Civil - Level 1	2017	-	-	-	-	-	-	-	-	-	-	-	0	0	0
		2016	-	-	-	1	-	-	-	-	-	-	-	0	↔	1
	General Civil - Level 2	2017	-	3	-	-	-	-	-	-	-	-	-	3	-40%	3
		2016	-	5	1	3	4	-	1	2	-	4	1	5	▼	23
	General Civil - Level 3	2017	3	2	-	-	-	-	-	-	-	-	-	5	0%	5
		2016	4	1	3	1	-	-	1	1	-	-	-	5	↔	12
Criminal	Probates/Wills and Trusts - Level	2017	-	-	-	-	-	-	-	-	-	-	-	0	0	0
		2016	-	-	-	-	1	-	-	-	1	-	1	0	↔	3
	Probates/Wills and Trusts - Level	2017	-	1	-	-	-	-	-	-	-	-	-	1	0%	1
		2016	-	1	-	1	-	2	-	1	-	-	2	1	↔	7
	Uncontested Divorce	2017	4	1	-	-	-	-	-	-	-	-	-	5	150%	5
		2016	-	2	5	5	3	-	3	3	4	1	2	2	▲	30
	Misdemeanor	2017	-	4	-	-	-	-	-	-	-	-	-	4	-67%	4
		2016	10	2	14	-	4	10	5	1	6	7	2	12	▼	68
	Non-Capital Felonies and	2017	14	44	-	-	-	-	-	-	-	-	-	58	14%	58
		2016	39	12	30	1	33	33	18	19	27	39	15	51	▲	282
Miscellaneous	Other Criminally Related Matters	2017	-	-	-	-	-	-	-	-	-	-	-	0	-100%	0
		2016	5	2	5	-	4	1	1	-	5	3	7	7	▼	36
Other	Miscellaneous	2017	47	25	-	-	-	-	-	-	-	-	-	72	-17%	72
		2016	46	41	42	40	25	42	36	32	39	34	59	87	▼	468
Other	Other	2017	-	1	-	-	-	-	-	-	-	-	-	1	1	1
		2016	-	-	1	-	-	1	1	-	-	-	1	0	↔	4

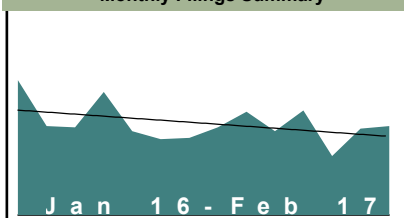
January 2016 -- February 2017 Filings

Dashboard

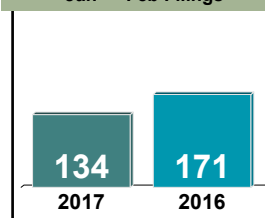
Court: Buckingham Circuit
Start/End Date: Jan-16 / Feb-17
2016 Average Month: 71
Jan-Feb 2016: 171
Filings Trending: ▼

Circuit/Court ID: 10
210029
Type of Case: Filings
2017 Average Month: 67
Jan-Feb 2017 : 134
Overall AVG. Month: 70

Monthly Filings Summary



Jan --- Feb Filings



Filings by Division

		Jan	Feb	Mar	Apr	May	Jun	Jul	Aug	Sep	Oct	Nov	Dec	Thru Feb	% Change	Total
Total	2017	66	68	-	-	-	-	-	-	-	-	-	-	134	-22%	134
	2016	103	68	67	94	64	58	59	67	79	64	80	45	171	▼	848
Civil	2017	11	6	-	-	-	-	-	-	-	-	-	-	17	-15%	17
	2016	10	10	7	9	10	8	8	10	7	11	8	10	20	▼	108
Criminal	2017	31	24	-	-	-	-	-	-	-	-	-	-	55	-13%	55
	2016	48	15	14	62	23	15	21	20	39	17	40	9	63	▼	323
Miscellaneous	2017	23	38	-	-	-	-	-	-	-	-	-	-	61	-31%	61
	2016	45	43	46	23	31	34	30	37	33	36	32	25	88	▼	415
Other	2017	1	-	-	-	-	-	-	-	-	-	-	-	1	1	1
	2016	-	-	-	-	-	1	-	-	-	-	-	1	0	↔	2

Filings by Division & Case Category

		Jan	Feb	Mar	Apr	May	Jun	Jul	Aug	Sep	Oct	Nov	Dec	Thru Feb	% Change	Total
Civil	Administrative Law	2017	-	-	-	-	-	-	-	-	-	-	-	0	0	0
		2016	-	-	-	-	1	-	-	-	-	-	-	0	↔	1
	Contested Divorce	2017	2	-	-	-	-	-	-	-	-	-	-	2	0%	2
		2016	1	1	2	-	4	2	1	2	1	-	2	2	↔	17
	Domestic and Family - Level 1	2017	-	-	-	-	-	-	-	-	-	-	-	0	0	0
		2016	-	-	-	-	-	-	-	-	-	-	1	0	↔	1
	Domestic and Family - Level 2	2017	-	-	-	-	-	-	-	-	-	-	-	0	-100%	0
		2016	2	1	-	2	-	2	-	-	1	1	2	3	▼	11
	General Civil - Level 1	2017	-	1	-	-	-	-	-	-	-	-	-	1	1	1
		2016	-	-	-	-	-	-	-	-	1	-	-	0	↔	1
	General Civil - Level 2	2017	5	2	-	-	-	-	-	-	-	-	-	7	75%	7
		2016	2	2	2	2	1	-	3	2	2	2	2	4	▲	22
	General Civil - Level 3	2017	1	-	-	-	-	-	-	-	-	-	-	1	-67%	1
		2016	-	3	-	1	-	1	-	1	2	3	1	3	▼	13
Criminal	Probates/Wills and Trusts - Level	2017	-	-	-	-	-	-	-	-	-	-	-	0	0	0
		2016	-	-	-	-	-	-	1	-	-	-	-	0	↔	1
	Probates/Wills and Trusts - Level	2017	-	-	-	-	-	-	-	-	-	-	-	0	-100%	0
		2016	-	1	1	-	1	-	-	-	1	-	-	1	▼	4
	Uncontested Divorce	2017	3	3	-	-	-	-	-	-	-	-	-	6	-14%	6
		2016	5	2	2	4	5	3	2	4	3	2	2	7	▼	37
	Misdemeanor	2017	10	13	-	-	-	-	-	-	-	-	-	23	188%	23
		2016	5	3	1	1	8	-	6	1	3	4	12	8	▲	50
	Non-Capital Felonies and	2017	18	8	-	-	-	-	-	-	-	-	-	26	-53%	26
		2016	43	12	13	60	15	15	19	35	13	28	3	55	▼	271
Miscellaneous	Other Criminally Related Matters	2017	3	3	-	-	-	-	-	-	-	-	-	6	6	6
		2016	-	-	-	1	-	-	-	1	-	-	-	0	↔	2
Other	Miscellaneous	2017	23	38	-	-	-	-	-	-	-	-	-	61	-31%	61
		2016	45	43	46	23	31	34	30	37	33	32	25	88	▼	415
Other	Other	2017	1	-	-	-	-	-	-	-	-	-	-	1	1	1
		2016	-	-	-	-	1	-	-	-	-	-	1	0	↔	2

January 2016 -- February 2017 Filings

Dashboard

Court: Charlotte Circuit

Circuit/Court ID: 10

Start/End Date: Jan-16 / Feb-17

210037

2016 Average Month: 60

Type of Case: Filings

Jan-Feb 2016: 147

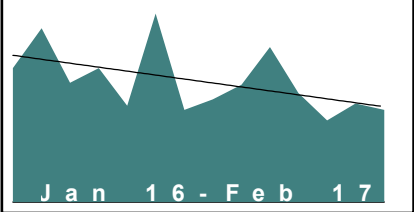
2017 Average Month:46

Filings Trending: ▼

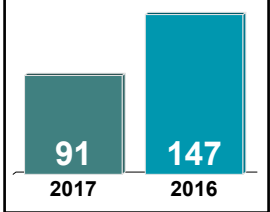
Jan-Feb 2017 : 91

Overall AVG. Month: 58

Monthly Filings Summary



Jan --- Feb Filings



Filings by Division																
		Jan	Feb	Mar	Apr	May	Jun	Jul	Aug	Sep	Oct	Nov	Dec	Thru Feb	% Change	Total
Total	2017	47	44	-	-	-	-	-	-	-	-	-	-	91	-38%	91
	2016	64	83	57	64	46	90	44	49	56	74	52	39	147	▼	718
Civil	2017	4	12	-	-	-	-	-	-	-	-	-	-	16	14%	16
	2016	5	9	9	9	7	5	9	12	9	3	4	4	14	▲	85
Criminal	2017	19	13	-	-	-	-	-	-	-	-	-	-	32	-44%	32
	2016	31	26	16	33	15	70	6	19	13	50	12	12	57	▼	303
Miscellaneous	2017	22	17	-	-	-	-	-	-	-	-	-	-	39	-43%	39
	2016	25	43	31	20	21	12	19	13	30	15	28	19	68	▼	276
Other	2017	2	2	-	-	-	-	-	-	-	-	-	-	4	-50%	4
	2016	3	5	1	2	3	3	10	5	4	6	8	4	8	▼	54

Filings by Division & Case Category																
		Jan	Feb	Mar	Apr	May	Jun	Jul	Aug	Sep	Oct	Nov	Dec	Thru Feb	% Change	Total
Civil	Contested Divorce	2017	2	3	-	-	-	-	-	-	-	-	-	5	400%	5
		2016	1	-	2	2	1	1	3	2	1	3	-	1	▲	18
	Domestic and Family - Level 1	2017	1	-	-	-	-	-	-	-	-	-	-	1	1	1
		2016	-	-	-	-	-	1	-	-	-	-	-	0	↔	1
	Domestic and Family - Level 2	2017	-	-	-	-	-	-	-	-	-	-	-	0	-100%	0
		2016	1	-	2	1	-	2	-	-	-	-	-	1	▼	6
	General Civil - Level 1	2017	-	-	-	-	-	-	-	-	-	-	-	0	0	0
		2016	-	-	-	-	-	1	-	-	-	-	-	0	↔	1
	General Civil - Level 2	2017	-	1	-	-	-	-	-	-	-	-	-	1	-50%	1
		2016	-	2	1	2	1	2	1	-	-	-	2	2	▼	14
Criminal	General Civil - Level 3	2017	-	4	-	-	-	-	-	-	-	-	-	4	33%	4
		2016	-	3	-	1	-	-	1	3	1	1	1	3	▲	11
	Probates/Wills and Trusts - Level	2017	-	-	-	-	-	-	-	-	-	-	-	0	-100%	0
		2016	-	1	1	1	-	-	1	-	-	-	-	1	▼	4
	Uncontested Divorce	2017	1	4	-	-	-	-	-	-	-	-	-	5	-17%	5
		2016	3	3	3	2	4	-	5	5	3	1	1	6	▼	30
	Misdemeanor	2017	3	7	-	-	-	-	-	-	-	-	-	10	0%	10
		2016	3	7	6	2	-	4	1	3	4	2	2	5	↔	39
	Non-Capital Felonies and	2017	14	6	-	-	-	-	-	-	-	-	-	20	-55%	20
		2016	27	17	8	28	13	66	5	16	9	48	10	44	▼	253
Other	Other Criminally Related Matters	2017	2	-	-	-	-	-	-	-	-	-	-	2	-33%	2
		2016	1	2	2	3	2	-	-	-	-	-	1	3	▼	11
Miscellaneous		2017	22	17	-	-	-	-	-	-	-	-	-	39	-43%	39
		2016	25	43	31	20	21	12	19	13	30	15	28	68	▼	276
Other		2017	2	2	-	-	-	-	-	-	-	-	-	4	-50%	4
		2016	3	5	1	2	3	3	10	5	4	6	8	8	▼	54

January 2016 -- February 2017 Filings

Dashboard

Court: Cumberland Circuit

Circuit/Court ID: 10

Start/End Date: Jan-16 / Feb-17

210049

2016 Average Month: 40

Type of Case: Filings

Jan-Feb 2016: 97

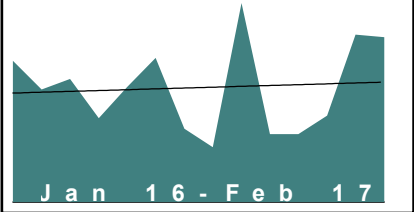
2017 Average Month:64

Jan-Feb 2017 : 127

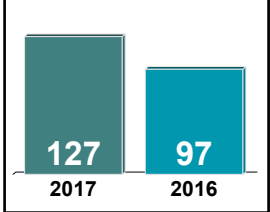
Filings Trending: ▲

Overall AVG. Month: 44

Monthly Filings Summary



Jan --- Feb Filings



Filings by Division																
		Jan	Feb	Mar	Apr	May	Jun	Jul	Aug	Sep	Oct	Nov	Dec	Thru Feb	% Change	Total
Total	2017	64	63	-	-	-	-	-	-	-	-	-	-	127	31%	127
	2016	54	43	47	32	44	55	28	21	76	26	26	33	97	▲	485
Civil	2017	6	7	-	-	-	-	-	-	-	-	-	-	13	44%	13
	2016	4	5	6	3	5	2	5	4	6	3	1	2	9	▲	46
Criminal	2017	34	33	-	-	-	-	-	-	-	-	-	-	67	205%	67
	2016	9	13	13	9	16	37	7	7	47	12	5	20	22	▲	195
Miscellaneous	2017	24	23	-	-	-	-	-	-	-	-	-	-	47	-27%	47
	2016	39	25	28	20	22	15	16	10	23	11	20	11	64	▼	240
Other	2017	-	-	-	-	-	-	-	-	-	-	-	-	0	-100%	0
	2016	2	-	-	-	1	1	-	-	-	-	-	-	2	▼	4

Filings by Division & Case Category																
		Jan	Feb	Mar	Apr	May	Jun	Jul	Aug	Sep	Oct	Nov	Dec	Thru Feb	% Change	Total
Civil	Administrative Law	2017	-	-	-	-	-	-	-	-	-	-	-	0	-100%	0
		2016	-	1	1	-	-	-	-	-	-	-	-	1	▼	2
	Contested Divorce	2017	1	1	-	-	-	-	-	-	-	-	-	2	2	2
		2016	-	-	1	2	-	-	-	-	-	-	2	0	↔	5
	Domestic and Family - Level 1	2017	-	-	-	-	-	-	-	-	-	-	-	0	0	0
		2016	-	-	-	-	-	1	-	-	-	-	-	0	↔	1
	Domestic and Family - Level 2	2017	-	-	-	-	-	-	-	-	-	-	-	0	-100%	0
		2016	3	1	-	-	1	-	-	1	-	-	-	4	▼	6
	General Civil - Level 2	2017	3	3	-	-	-	-	-	-	-	-	-	6	200%	6
		2016	1	1	4	-	1	-	1	3	2	-	-	2	▲	13
Criminal	General Civil - Level 3	2017	1	1	-	-	-	-	-	-	-	-	-	2	2	2
		2016	-	-	-	-	1	-	4	1	-	-	-	0	↔	6
	Probates/Wills and Trusts - Level	2017	-	-	-	-	-	-	-	-	-	-	-	0	0	0
		2016	-	-	-	-	-	-	-	-	1	-	-	0	↔	1
	Uncontested Divorce	2017	1	2	-	-	-	-	-	-	-	-	-	3	50%	3
		2016	-	2	-	1	3	1	3	-	1	-	1	2	▲	12
	Misdemeanor	2017	13	9	-	-	-	-	-	-	-	-	-	22	175%	22
		2016	6	2	3	1	2	-	1	2	1	1	6	8	▲	25
	Non-Capital Felonies and	2017	21	24	-	-	-	-	-	-	-	-	-	45	1,400%	45
		2016	3	-	10	8	12	36	7	6	41	11	4	3	▲	151
Other	Other Criminally Related Matters	2017	-	-	-	-	-	-	-	-	-	-	-	0	-100%	0
		2016	-	11	-	-	2	1	-	4	-	-	1	11	▼	19
Miscellaneous		2017	24	23	-	-	-	-	-	-	-	-	-	47	-27%	47
		2016	39	25	28	20	22	15	16	10	23	11	20	64	▼	240
Other		2017	-	-	-	-	-	-	-	-	-	-	-	0	-100%	0
		2016	2	-	-	-	1	1	-	-	-	-	-	2	▼	4


January 2016 -- February 2017 Filings

Dashboard

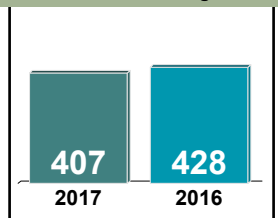
Court: Halifax Circuit
 Start/End Date: Jan-16 / Feb-17
 2016 Average Month: 191
 Jan-Feb 2016: 428
 Filings Trending: ▼

Circuit/Court ID: 10
 210083
 Type of Case: Filings
 2017 Average Month: 204
 Jan-Feb 2017 : 407
 Overall AVG. Month: 193

Monthly Filings Summary



Jan --- Feb Filings



Filings by Division

		Jan	Feb	Mar	Apr	May	Jun	Jul	Aug	Sep	Oct	Nov	Dec	Thru Feb	% Change	Total
Total	2017	196	211	-	-	-	-	-	-	-	-	-	-	407	-5%	407
	2016	158	270	229	190	195	172	167	206	160	154	175	217	428	▼	2,293
Civil	2017	21	39	-	-	-	-	-	-	-	-	-	-	60	11%	60
	2016	18	36	36	33	25	36	20	22	24	19	29	24	54	▲	322
Criminal	2017	89	67	-	-	-	-	-	-	-	-	-	-	156	-14%	156
	2016	77	105	92	64	111	58	76	110	40	70	60	109	182	▼	972
Miscellaneous	2017	72	88	-	-	-	-	-	-	-	-	-	-	160	-9%	160
	2016	58	117	96	87	54	67	57	61	77	58	77	69	175	▼	878
Other	2017	14	17	-	-	-	-	-	-	-	-	-	-	31	82%	31
	2016	5	12	5	6	5	11	14	13	19	7	9	15	17	▲	121

Filings by Division & Case Category

		Jan	Feb	Mar	Apr	May	Jun	Jul	Aug	Sep	Oct	Nov	Dec	Thru Feb	% Change	Total
Civil	Administrative Law	2017	-	-	-	-	-	-	-	-	-	-	-	0	0	0
		2016	-	-	-	-	1	-	-	-	-	-	-	0	↔	1
	Contested Divorce	2017	8	6	-	-	-	-	-	-	-	-	-	14	133%	14
		2016	4	2	7	4	9	4	2	3	2	5	2	6	▲	48
	Domestic and Family - Level 1	2017	-	1	-	-	-	-	-	-	-	-	-	1	0%	1
		2016	1	-	-	2	1	3	1	1	-	-	1	1	↔	12
	Domestic and Family - Level 2	2017	-	1	-	-	-	-	-	-	-	-	-	1	0%	1
		2016	-	1	-	2	1	-	-	3	2	1	-	1	↔	10
	General Civil - Level 1	2017	-	2	-	-	-	-	-	-	-	-	-	2	2	2
		2016	-	-	-	-	1	-	-	-	-	-	-	0	↔	1
	General Civil - Level 2	2017	2	3	-	-	-	-	-	-	-	-	-	5	-44%	5
		2016	3	6	2	3	9	5	3	2	4	6	6	9	▼	51
	General Civil - Level 3	2017	5	18	-	-	-	-	-	-	-	-	-	23	92%	23
		2016	-	12	11	3	9	4	1	2	4	3	5	12	▲	59
Criminal	Probates/Wills and Trusts - Level	2017	-	-	-	-	-	-	-	-	-	-	-	0	-100%	0
		2016	-	1	1	-	1	-	1	-	-	-	1	1	▼	5
	Probates/Wills and Trusts - Level	2017	1	-	-	-	-	-	-	-	-	-	-	1	-67%	1
		2016	2	1	2	1	3	-	2	1	-	1	1	3	▼	15
	Uncontested Divorce	2017	5	8	-	-	-	-	-	-	-	-	-	13	-38%	13
		2016	8	13	13	18	7	7	11	10	6	13	8	21	▼	120
	Capital Murder	2017	-	-	-	-	-	-	-	-	-	-	-	0	0	0
		2016	-	-	-	-	-	-	-	-	-	1	-	0	↔	1
	Misdemeanor	2017	35	12	-	-	-	-	-	-	-	-	-	47	-8%	47
		2016	19	32	31	18	20	39	24	19	17	16	20	51	▼	289
Miscellaneous	Non-Capital Felonies and	2017	51	44	-	-	-	-	-	-	-	-	-	95	-25%	95
		2016	56	71	58	41	72	35	34	81	50	38	87	127	▼	641
	Other Criminally Related Matters	2017	3	11	-	-	-	-	-	-	-	-	-	14	250%	14
		2016	2	2	3	5	3	3	5	3	3	5	2	4	▲	41
Other	Miscellaneous	2017	72	88	-	-	-	-	-	-	-	-	-	160	-9%	160
		2016	58	117	96	87	54	67	57	61	77	58	77	175	▼	878
Other	Other	2017	14	17	-	-	-	-	-	-	-	-	-	31	82%	31
		2016	5	12	5	6	5	11	14	13	19	7	9	17	▲	121

January 2016 -- February 2017 Filings

Dashboard

Court: Lunenburg Circuit

Circuit/Court ID: 10

Start/End Date: Jan-16 / Feb-17

210111

2016 Average Month: 44

Type of Case: Filings

Jan-Feb 2016: 100

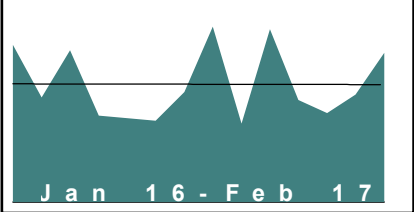
2017 Average Month:49

Filings Trending: ↔

Jan-Feb 2017 : 98

Overall AVG. Month: 45

Monthly Filings Summary



Jan --- Feb Filings

98

2017

100

2016

Filings by Division																
		Jan	Feb	Mar	Apr	May	Jun	Jul	Aug	Sep	Oct	Nov	Dec	Thru Feb	% Change	Total
Total	2017	41	57	-	-	-	-	-	-	-	-	-	-	98	-2%	98
	2016	60	40	58	33	32	31	42	67	30	66	39	34	100	▼	532
Civil	2017	2	2	-	-	-	-	-	-	-	-	-	-	4	-56%	4
	2016	5	4	5	9	6	5	4	27	4	7	3	3	9	▼	82
Criminal	2017	9	31	-	-	-	-	-	-	-	-	-	-	40	18%	40
	2016	26	8	21	10	9	12	16	22	4	22	17	9	34	▲	176
Miscellaneous	2017	30	24	-	-	-	-	-	-	-	-	-	-	54	-5%	54
	2016	29	28	32	14	17	14	22	18	22	37	19	22	57	▼	274

Filings by Division & Case Category																
		Jan	Feb	Mar	Apr	May	Jun	Jul	Aug	Sep	Oct	Nov	Dec	Thru Feb	% Change	Total
Civil	Administrative Law	2017	-	-	-	-	-	-	-	-	-	-	-	0	0	0
		2016	-	-	-	-	1	1	-	-	-	-	-	0	↔	2
	Contested Divorce	2017	1	-	-	-	-	-	-	-	-	-	-	1	1	1
		2016	-	-	-	2	1	1	2	1	2	-	-	0	↔	9
	Domestic and Family - Level 1	2017	1	-	-	-	-	-	-	-	-	-	-	1	1	1
		2016	-	-	-	1	-	1	1	1	1	-	-	0	↔	5
	Domestic and Family - Level 2	2017	-	-	-	-	-	-	-	-	-	-	-	0	-100%	0
		2016	2	1	3	3	1	1	4	1	2	-	-	3	▼	18
	General Civil - Level 2	2017	-	-	-	-	-	-	-	-	-	-	-	0	-100%	0
		2016	-	1	1	1	1	1	9	-	-	1	1	1	▼	16
Criminal	General Civil - Level 3	2017	-	-	-	-	-	-	-	-	-	-	-	0	0	0
		2016	-	-	-	1	1	1	7	1	1	1	-	0	↔	13
	Uncontested Divorce	2017	-	2	-	-	-	-	-	-	-	-	-	2	-60%	2
		2016	3	2	1	1	2	2	4	-	1	1	2	5	▼	19
	Misdemeanor	2017	1	15	-	-	-	-	-	-	-	-	-	16	100%	16
		2016	8	-	6	3	1	3	2	1	6	4	3	8	▲	37
	Non-Capital Felonies and	2017	7	15	-	-	-	-	-	-	-	-	-	22	-15%	22
		2016	18	8	13	7	8	12	13	3	15	13	6	26	▼	134
	Other Criminally Related Matters	2017	1	1	-	-	-	-	-	-	-	-	-	2	2	2
		2016	-	-	2	-	-	-	2	-	1	-	-	0	↔	5
Miscellaneous		2017	30	24	-	-	-	-	-	-	-	-	-	54	-5%	54
		2016	29	28	32	14	17	14	22	18	22	37	19	57	▼	274

January 2016 -- February 2017 Filings

Dashboard

Court: Mecklenburg Circuit

Start/End Date: Jan-16 / Feb-17

2016 Average Month: 218

Jan-Feb 2016: 489

Filings Trending: ▲

Circuit/Court ID: 10

210117

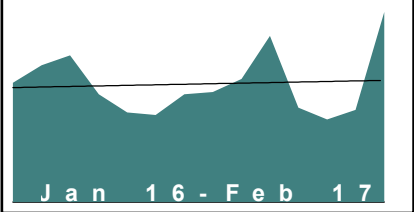
Type of Case: Filings

2017 Average Month:270

Jan-Feb 2017 : 539

Overall AVG. Month: 226

Monthly Filings Summary



Jan --- Feb Filings

539

489

2017

2016

Filings by Division																
		Jan	Feb	Mar	Apr	May	Jun	Jul	Aug	Sep	Oct	Nov	Dec	Thru Feb	% Change	Total
Total	2017	176	363	-	-	-	-	-	-	-	-	-	-	539	10%	539
	2016	228	261	280	206	171	166	206	210	235	317	180	158	489	▲	2,618
Civil	2017	17	34	-	-	-	-	-	-	-	-	-	-	51	4%	51
	2016	18	31	30	20	22	22	19	26	25	73	27	17	49	▲	330
Criminal	2017	76	260	-	-	-	-	-	-	-	-	-	-	336	15%	336
	2016	140	153	178	109	100	89	135	130	151	182	112	102	293	▲	1,581
Miscellaneous	2017	83	67	-	-	-	-	-	-	-	-	-	-	150	6%	150
	2016	68	73	72	75	49	53	48	53	58	60	41	38	141	▲	688
Other	2017	-	2	-	-	-	-	-	-	-	-	-	-	2	-67%	2
	2016	2	4	-	2	-	2	4	1	1	2	-	1	6	▼	19

Filings by Division & Case Category																
		Jan	Feb	Mar	Apr	May	Jun	Jul	Aug	Sep	Oct	Nov	Dec	Thru Feb	% Change	Total
Civil	Administrative Law	2017	-	-	-	-	-	-	-	-	-	-	-	0	0	0
		2016	-	-	-	-	2	1	1	-	-	2	1	0	↔	7
	Contested Divorce	2017	4	4	-	-	-	-	-	-	-	-	-	8	-11%	8
		2016	1	8	6	5	5	6	9	9	6	8	3	9	▼	69
	Domestic and Family - Level 1	2017	-	-	-	-	-	-	-	-	-	-	-	0	-100%	0
		2016	1	-	-	-	-	1	-	-	-	-	-	1	▼	2
	Domestic and Family - Level 2	2017	-	-	-	-	-	-	-	-	-	-	-	0	-100%	0
		2016	1	-	3	2	-	1	1	2	1	1	-	1	▼	12
	General Civil - Level 1	2017	-	1	-	-	-	-	-	-	-	-	-	1	0%	1
		2016	-	1	-	-	-	-	-	-	-	-	-	1	↔	1
	General Civil - Level 2	2017	3	5	-	-	-	-	-	-	-	-	-	8	100%	8
		2016	2	2	2	2	3	3	2	2	2	4	1	4	▲	28
Criminal	General Civil - Level 3	2017	3	4	-	-	-	-	-	-	-	-	-	7	133%	7
		2016	2	1	3	1	3	1	5	-	54	1	-	3	▲	72
	Probates/Wills and Trusts - Level	2017	-	-	-	-	-	-	-	-	-	-	-	0	-100%	0
		2016	-	3	-	-	1	1	-	1	1	2	-	3	▼	9
	Uncontested Divorce	2017	7	20	-	-	-	-	-	-	-	-	-	27	0%	27
		2016	11	16	16	10	10	10	8	8	11	9	9	27	↔	130
	Misdemeanor	2017	24	63	-	-	-	-	-	-	-	-	-	87	32%	87
		2016	35	31	20	16	20	15	19	33	26	10	21	66	▲	268
	Non-Capital Felonies and	2017	52	195	-	-	-	-	-	-	-	-	-	247	12%	247
		2016	102	118	156	91	76	65	117	104	113	154	81	220	▲	1,277
	Other Criminally Related Matters	2017	-	2	-	-	-	-	-	-	-	-	-	2	-71%	2
		2016	3	4	2	2	4	2	3	7	5	2	-	7	▼	36
Miscellaneous		2017	83	67	-	-	-	-	-	-	-	-	-	150	6%	150
		2016	68	73	72	75	49	53	48	53	58	60	41	141	▲	688
Other		2017	-	2	-	-	-	-	-	-	-	-	-	2	-67%	2
		2016	2	4	-	2	-	2	4	1	1	2	-	6	▼	19


January 2016 -- February 2017 Filings

Dashboard

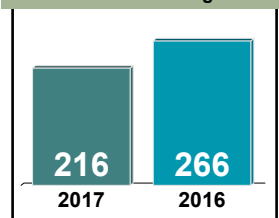
Court: Prince Edward Circuit
Start/End Date: Jan-16 / Feb-17
2016 Average Month: 121
Jan-Feb 2016: 266
Filings Trending: ▼

Circuit/Court ID: 10
 210147
Type of Case: Filings
2017 Average Month: 108
Jan-Feb 2017 : 216
Overall AVG. Month: 119

Monthly Filings Summary



Jan --- Feb Filings



Filings by Division

		Jan	Feb	Mar	Apr	May	Jun	Jul	Aug	Sep	Oct	Nov	Dec	Thru Feb	% Change	Total
Total	2017	109	107	-	-	-	-	-	-	-	-	-	-	216	-19%	216
	2016	167	99	125	189	94	111	84	134	115	123	132	79	266	▼	1,452
Civil	2017	8	9	-	-	-	-	-	-	-	-	-	-	17	-43%	17
	2016	19	11	13	7	12	11	12	13	7	7	13	8	30	▼	133
Criminal	2017	48	61	-	-	-	-	-	-	-	-	-	-	109	-20%	109
	2016	94	43	75	145	57	71	34	101	85	67	89	42	137	▼	903
Miscellaneous	2017	53	37	-	-	-	-	-	-	-	-	-	-	90	-9%	90
	2016	54	45	36	37	25	29	36	20	23	49	30	29	99	▼	413
Other	2017	-	-	-	-	-	-	-	-	-	-	-	-	0	0	0
	2016	-	-	1	-	-	-	2	-	-	-	-	-	0	↔	3

Filings by Division & Case Category

		Jan	Feb	Mar	Apr	May	Jun	Jul	Aug	Sep	Oct	Nov	Dec	Thru Feb	% Change	Total
Civil	Contested Divorce	2017	-	2	-	-	-	-	-	-	-	-	-	2	-75%	2
		2016	5	3	3	1	3	1	2	-	2	2	-	8	▼	22
	Domestic and Family - Level 1	2017	-	-	-	-	-	-	-	-	-	-	-	0	0	0
		2016	-	-	-	-	-	-	-	1	-	-	-	0	↔	1
	Domestic and Family - Level 2	2017	-	2	-	-	-	-	-	-	-	-	-	2	0%	2
		2016	2	-	1	-	1	-	-	-	-	1	-	2	↔	5
	General Civil - Level 1	2017	-	-	-	-	-	-	-	-	-	-	-	0	0	0
		2016	-	-	-	-	-	2	-	-	-	-	-	0	↔	2
	General Civil - Level 2	2017	2	1	-	-	-	-	-	-	-	-	-	3	-40%	3
		2016	3	2	2	1	6	3	4	-	1	1	4	5	▼	31
Criminal	General Civil - Level 3	2017	1	1	-	-	-	-	-	-	-	-	-	2	0%	2
		2016	1	1	1	-	2	2	-	5	3	4	3	2	↔	22
	Probates/Wills and Trusts - Level	2017	-	-	-	-	-	-	-	-	-	-	-	0	-100%	0
		2016	2	1	-	1	-	1	5	-	-	-	1	3	▼	11
	Uncontested Divorce	2017	5	3	-	-	-	-	-	-	-	-	-	8	-20%	8
		2016	6	4	6	4	2	4	2	1	1	5	-	10	▼	39
	Misdemeanor	2017	5	20	-	-	-	-	-	-	-	-	-	25	-24%	25
		2016	12	21	26	18	11	13	11	25	16	9	21	33	▼	194
	Non-Capital Felonies and	2017	43	41	-	-	-	-	-	-	-	-	-	84	-16%	84
		2016	78	22	44	127	43	53	23	72	68	66	27	100	▼	681
Miscellaneous	Other Criminally Related Matters	2017	-	-	-	-	-	-	-	-	-	-	-	0	-100%	0
		2016	4	-	5	-	3	5	-	4	1	2	4	4	▼	28
	Miscellaneous	2017	53	37	-	-	-	-	-	-	-	-	-	90	-9%	90
		2016	54	45	36	37	25	29	36	20	23	49	30	99	▼	413
	Other	2017	-	-	-	-	-	-	-	-	-	-	-	0	0	0
		2016	-	-	1	-	-	-	2	-	-	-	-	0	↔	3

January 2016 -- February 2017 Filings

Dashboard

Court: Amelia Circuit

Circuit/Court ID: 11

Start/End Date: Jan-16 / Feb-17

211007

2016 Average Month: 63

Type of Case: Filings

Jan-Feb 2016: 120

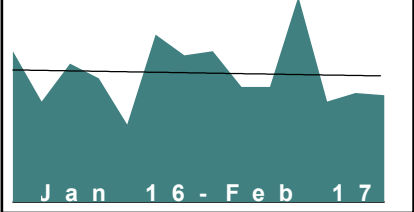
2017 Average Month:52

Filings Trending: ▼

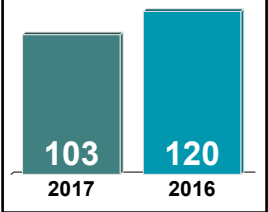
Jan-Feb 2017 : 103

Overall AVG. Month: 62

Monthly Filings Summary



Jan --- Feb Filings



Filings by Division																
		Jan	Feb	Mar	Apr	May	Jun	Jul	Aug	Sep	Oct	Nov	Dec	Thru Feb	% Change	Total
Total	2017	52	51	-	-	-	-	-	-	-	-	-	-	103	-14%	103
	2016	72	48	66	59	37	80	70	72	55	55	98	48	120	▼	760
Civil	2017	10	8	-	-	-	-	-	-	-	-	-	-	18	350%	18
	2016	-	4	4	2	3	9	7	7	5	7	8	8	4	▲	64
Criminal	2017	13	12	-	-	-	-	-	-	-	-	-	-	25	-36%	25
	2016	28	11	25	23	11	39	23	33	11	12	43	15	39	▼	274
Miscellaneous	2017	29	30	-	-	-	-	-	-	-	-	-	-	59	-22%	59
	2016	44	32	36	32	18	28	40	28	39	28	47	25	76	▼	397
Other	2017	-	1	-	-	-	-	-	-	-	-	-	-	1	0%	1
	2016	-	1	1	2	5	4	-	4	-	8	-	-	1	↔	25

Filings by Division & Case Category																
		Jan	Feb	Mar	Apr	May	Jun	Jul	Aug	Sep	Oct	Nov	Dec	Thru Feb	% Change	Total
Civil	Contested Divorce	2017	1	1	-	-	-	-	-	-	-	-	-	2	100%	2
		2016	-	1	1	1	1	2	-	2	1	3	1	1	▲	13
	Domestic and Family - Level 1	2017	-	-	-	-	-	-	-	-	-	-	-	0	0	0
		2016	-	-	-	-	2	-	-	-	-	-	-	0	↔	2
	Domestic and Family - Level 2	2017	-	-	-	-	-	-	-	-	-	-	-	0	0	0
		2016	-	-	-	-	-	-	-	-	-	-	1	0	↔	1
	General Civil - Level 2	2017	3	1	-	-	-	-	-	-	-	-	-	4	4	4
		2016	-	-	2	-	1	2	2	3	-	1	1	0	↔	12
	General Civil - Level 3	2017	4	-	-	-	-	-	-	-	-	-	-	4	4	4
		2016	-	-	-	-	-	-	1	-	1	1	-	0	↔	3
Criminal	Probates/Wills and Trusts - Level	2017	-	1	-	-	-	-	-	-	-	-	-	1	1	1
		2016	-	-	1	-	-	-	-	-	-	-	-	0	↔	1
	Uncontested Divorce	2017	2	5	-	-	-	-	-	-	-	-	-	7	133%	7
		2016	-	3	-	1	2	4	5	2	1	3	5	3	▲	32
	Misdemeanor	2017	5	2	-	-	-	-	-	-	-	-	-	7	-42%	7
		2016	10	2	10	10	5	6	6	4	-	13	7	12	▼	79
	Non-Capital Felonies and	2017	8	9	-	-	-	-	-	-	-	-	-	17	-26%	17
		2016	17	6	14	13	3	32	15	22	6	12	27	23	▼	175
	Other Criminally Related Matters	2017	-	1	-	-	-	-	-	-	-	-	-	1	-75%	1
		2016	1	3	1	-	3	1	2	5	1	-	3	4	▼	20
Miscellaneous		2017	29	30	-	-	-	-	-	-	-	-	-	59	-22%	59
		2016	44	32	36	32	18	28	40	28	39	28	47	76	▼	397
Other		2017	-	1	-	-	-	-	-	-	-	-	-	1	0%	1
		2016	-	1	1	2	5	4	-	4	-	8	-	1	↔	25

January 2016 -- February 2017 Filings

Dashboard

Court: Dinwiddie Circuit

Circuit/Court ID: 11

Start/End Date: Jan-16 / Feb-17

211053

2016 Average Month: 134

Type of Case: Filings

Jan-Feb 2016: 270

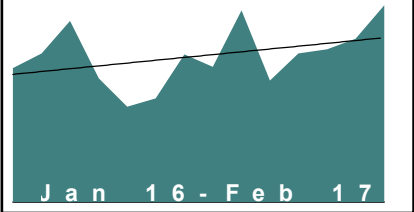
2017 Average Month:172

Jan-Feb 2017 : 344

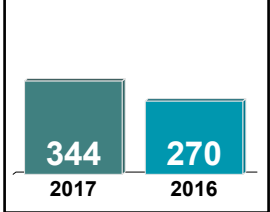
Filings Trending: ▲

Overall AVG. Month: 139

Monthly Filings Summary



Jan --- Feb Filings



Filings by Division																
		Jan	Feb	Mar	Apr	May	Jun	Jul	Aug	Sep	Oct	Nov	Dec	Thru Feb	% Change	Total
Total	2017	156	188	-	-	-	-	-	-	-	-	-	-	344	27%	344
	2016	128	142	173	118	91	99	141	129	183	116	142	146	270	▲	1,608
Civil	2017	31	19	-	-	-	-	-	-	-	-	-	-	50	11%	50
	2016	22	23	21	15	23	21	55	37	19	18	11	16	45	▲	281
Criminal	2017	62	107	-	-	-	-	-	-	-	-	-	-	169	90%	169
	2016	39	50	63	52	31	51	36	41	99	41	75	69	89	▲	647
Miscellaneous	2017	63	61	-	-	-	-	-	-	-	-	-	-	124	-9%	124
	2016	67	69	89	51	37	26	50	51	64	55	56	60	136	▼	675
Other	2017	-	1	-	-	-	-	-	-	-	-	-	-	1	1	1
	2016	-	-	-	-	-	1	-	-	1	2	-	1	0	↔	5

Filings by Division & Case Category																
		Jan	Feb	Mar	Apr	May	Jun	Jul	Aug	Sep	Oct	Nov	Dec	Thru Feb	% Change	Total
Civil	Administrative Law	2017	-	-	-	-	-	-	-	-	-	-	-	0	0	0
		2016	-	-	1	-	-	1	3	1	-	1	3	0	↔	10
	Contested Divorce	2017	1	3	-	-	-	-	-	-	-	-	-	4	-33%	4
		2016	3	3	2	4	3	4	2	5	1	2	1	6	▼	33
	Domestic and Family - Level 1	2017	-	2	-	-	-	-	-	-	-	-	-	2	2	2
		2016	-	-	4	-	1	1	3	1	1	-	-	0	↔	11
	Domestic and Family - Level 2	2017	2	-	-	-	-	-	-	-	-	-	-	2	0%	2
		2016	2	-	-	1	1	39	5	2	3	-	2	2	↔	56
	General Civil - Level 1	2017	-	-	-	-	-	-	-	-	-	-	-	0	-100%	0
		2016	-	3	1	1	-	1	-	-	-	-	-	3	▼	6
	General Civil - Level 2	2017	2	1	-	-	-	-	-	-	-	-	-	3	-25%	3
		2016	1	3	7	3	2	2	6	1	2	2	2	4	▼	39
	General Civil - Level 3	2017	19	7	-	-	-	-	-	-	-	-	-	26	100%	26
		2016	9	4	1	3	7	4	10	7	4	1	3	13	▲	56
Criminal	Probates/Wills and Trusts - Level	2017	-	-	-	-	-	-	-	-	-	-	-	0	0	0
		2016	-	-	-	-	-	-	-	-	-	1	-	0	↔	1
	Probates/Wills and Trusts - Level	2017	1	2	-	-	-	-	-	-	-	-	-	3	200%	3
		2016	1	-	-	1	-	-	1	-	-	-	-	1	▲	3
	Uncontested Divorce	2017	6	4	-	-	-	-	-	-	-	-	-	10	-38%	10
		2016	6	10	5	2	6	4	7	2	7	4	5	16	▼	66
	Misdemeanor	2017	14	8	-	-	-	-	-	-	-	-	-	22	-19%	22
		2016	8	19	22	20	20	16	13	19	16	20	15	27	▼	202
	Non-Capital Felonies and	2017	45	96	-	-	-	-	-	-	-	-	-	141	135%	141
Miscellaneous		2016	30	30	38	30	24	19	21	79	20	52	52	60	▲	409
	Other Criminally Related Matters	2017	3	3	-	-	-	-	-	-	-	-	-	6	200%	6
		2016	1	1	3	2	7	1	7	1	5	3	2	2	▲	36
Other																
	Miscellaneous	2017	63	61	-	-	-	-	-	-	-	-	-	124	-9%	124
		2016	67	69	89	51	37	26	50	51	64	55	60	136	▼	675
Other																
	Other	2017	-	1	-	-	-	-	-	-	-	-	-	1	1	1
		2016	-	-	-	-	1	-	-	1	2	-	1	0	↔	5

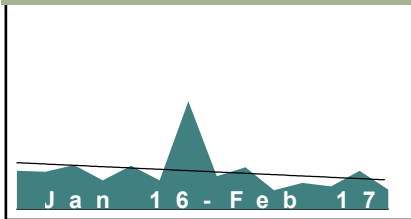
January 2016 -- February 2017 Filings

Dashboard

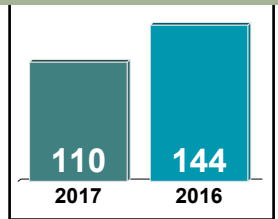
Court: Nottoway Circuit
Start/End Date: Jan-16 / Feb-17
2016 Average Month: 75
Jan-Feb 2016: 144
Filings Trending: ▼

Circuit/Court ID: 11
 211135
Type of Case: Filings
2017 Average Month: 55
Jan-Feb 2017 : 110
Overall AVG. Month: 72

Monthly Filings Summary



Jan --- Feb Filings



Filings by Division

		Jan	Feb	Mar	Apr	May	Jun	Jul	Aug	Sep	Oct	Nov	Dec	Thru Feb	% Change	Total
Total	2017	73	37	-	-	-	-	-	-	-	-	-	-	110	-24%	110
	2016	73	71	84	55	83	55	206	63	80	36	50	43	144	▼	899
Civil	2017	8	13	-	-	-	-	-	-	-	-	-	-	21	31%	21
	2016	3	13	10	15	3	10	10	21	9	8	4	8	16	▲	114
Criminal	2017	40	8	-	-	-	-	-	-	-	-	-	-	48	37%	48
	2016	20	15	39	14	59	29	162	22	38	10	17	19	35	▲	444
Miscellaneous	2017	24	16	-	-	-	-	-	-	-	-	-	-	40	-57%	40
	2016	50	43	33	25	21	15	30	18	33	18	29	16	93	▼	331
Other	2017	1	-	-	-	-	-	-	-	-	-	-	-	1	1	1
	2016	-	-	2	1	-	1	4	2	-	-	-	-	0	↔	10

Filings by Division & Case Category

		Jan	Feb	Mar	Apr	May	Jun	Jul	Aug	Sep	Oct	Nov	Dec	Thru Feb	% Change	Total
Civil	Administrative Law	2017	-	-	-	-	-	-	-	-	-	-	-	0	0	0
		2016	-	-	-	-	-	1	-	2	-	-	-	0	↔	3
	Contested Divorce	2017	1	2	-	-	-	-	-	-	-	-	-	3	200%	3
		2016	-	1	-	2	-	3	2	1	-	1	2	1	▲	12
	Domestic and Family - Level 1	2017	-	-	-	-	-	-	-	-	-	-	-	0	0	0
		2016	-	-	-	1	-	-	-	-	2	-	-	0	↔	3
	Domestic and Family - Level 2	2017	-	-	-	-	-	-	-	-	-	-	-	0	0	0
		2016	-	-	-	3	-	-	-	-	-	-	-	0	↔	3
	General Civil - Level 1	2017	-	1	-	-	-	-	-	-	-	-	-	1	1	1
		2016	-	-	-	-	-	-	1	-	1	-	-	0	↔	2
	General Civil - Level 2	2017	1	4	-	-	-	-	-	-	-	-	-	5	150%	5
		2016	1	1	3	5	1	4	2	2	-	1	4	2	▲	26
Criminal	General Civil - Level 3	2017	4	1	-	-	-	-	-	-	-	-	-	5	25%	5
		2016	-	4	5	2	1	5	4	12	3	1	-	4	▲	40
	Probates/Wills and Trusts - Level	2017	2	1	-	-	-	-	-	-	-	-	-	3	0%	3
		2016	-	3	-	-	1	-	1	-	-	1	1	3	↔	7
	Uncontested Divorce	2017	-	4	-	-	-	-	-	-	-	-	-	4	-33%	4
		2016	2	4	2	2	1	-	3	1	2	-	1	6	▼	18
	Misdemeanor	2017	10	-	-	-	-	-	-	-	-	-	-	10	67%	10
		2016	2	4	7	5	13	11	128	4	15	1	2	6	▲	200
	Non-Capital Felonies and	2017	30	7	-	-	-	-	-	-	-	-	-	37	48%	37
		2016	17	8	31	7	43	17	33	14	17	9	13	25	▲	219
	Other Criminally Related Matters	2017	-	1	-	-	-	-	-	-	-	-	-	1	-75%	1
		2016	1	3	1	2	3	1	1	4	6	-	2	4	▼	25
Miscellaneous		2017	24	16	-	-	-	-	-	-	-	-	-	40	-57%	40
		2016	50	43	33	25	21	15	30	18	33	18	29	93	▼	331
Other		2017	1	-	-	-	-	-	-	-	-	-	-	1	1	1
		2016	-	-	2	1	-	1	4	2	-	-	-	0	↔	10

January 2016 -- February 2017 Filings

Dashboard

Court: Powhatan Circuit

Circuit/Court ID: 11

Start/End Date: Jan-16 / Feb-17

2016 Average Month: 123

Jan-Feb 2016: 303

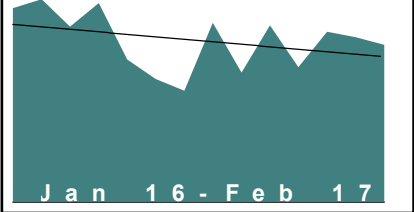
Filings Trending: ▼

2017 Average Month: 123

Jan-Feb 2017 : 246

Overall AVG. Month: 123

Monthly Filings Summary



Jan --- Feb Filings

246

303

2017

2016

Filings by Division																
		Jan	Feb	Mar	Apr	May	Jun	Jul	Aug	Sep	Oct	Nov	Dec	Thru Feb	% Change	Total
Total	2017	126	120	-	-	-	-	-	-	-	-	-	-	246	-19%	246
	2016	148	155	134	152	109	94	85	137	99	135	103	130	303	▼	1,481
Civil	2017	21	21	-	-	-	-	-	-	-	-	-	-	42	50%	42
	2016	16	12	15	11	22	21	11	18	18	25	11	16	28	▲	196
Criminal	2017	15	32	-	-	-	-	-	-	-	-	-	-	47	-2%	47
	2016	24	24	13	45	35	19	16	41	19	26	21	30	48	▼	313
Miscellaneous	2017	90	67	-	-	-	-	-	-	-	-	-	-	157	-30%	157
	2016	108	117	106	96	52	54	58	78	62	82	71	84	225	▼	968
Other	2017	-	-	-	-	-	-	-	-	-	-	-	-	0	-100%	0
	2016	-	2	-	-	-	-	-	-	-	2	-	-	2	▼	4

Filings by Division & Case Category																	
			Jan	Feb	Mar	Apr	May	Jun	Jul	Aug	Sep	Oct	Nov	Dec	Thru Feb	% Change	Total
Civil	Administrative Law	2017	-	1	-	-	-	-	-	-	-	-	-	-	1	0%	1
		2016	1	-	-	-	-	-	-	-	-	-	-	-	1	↔	1
	Contested Divorce	2017	4	2	-	-	-	-	-	-	-	-	-	-	6	50%	6
		2016	2	2	4	2	4	2	3	4	2	3	2	5	4	▲	35
	Domestic and Family - Level 2	2017	1	1	-	-	-	-	-	-	-	-	-	-	2	2	2
		2016	-	-	-	-	-	1	-	1	-	-	-	-	0	↔	2
	General Civil - Level 1	2017	-	1	-	-	-	-	-	-	-	-	-	-	1	1	1
		2016	-	-	-	-	-	-	-	-	1	-	1	-	0	↔	2
	General Civil - Level 2	2017	1	5	-	-	-	-	-	-	-	-	-	-	6	20%	6
		2016	3	2	2	3	5	11	4	4	8	2	2	3	5	▲	49
	General Civil - Level 3	2017	9	6	-	-	-	-	-	-	-	-	-	-	15	114%	15
		2016	6	1	-	2	-	3	-	2	3	16	3	-	7	▲	36
Probates/Wills and Trusts - Level	2017	-	-	-	-	-	-	-	-	-	-	-	-	0	0	0	
	2016	-	-	-	-	1	-	1	-	1	-	-	-	0	↔	3	
Probates/Wills and Trusts - Level	2017	-	-	-	-	-	-	-	-	-	-	-	-	0	-100%	0	
	2016	1	-	1	1	3	-	-	-	-	1	1	1	1	▼	9	
Uncontested Divorce	2017	6	5	-	-	-	-	-	-	-	-	-	-	11	10%	11	
	2016	3	7	8	3	9	4	3	7	3	3	2	7	10	▲	59	
Criminal	Misdemeanor	2017	2	3	-	-	-	-	-	-	-	-	-	-	5	25%	5
		2016	2	2	7	6	5	1	2	8	4	7	5	6	4	▲	55
	Non-Capital Felonies and	2017	11	28	-	-	-	-	-	-	-	-	-	-	39	-5%	39
		2016	22	19	3	34	28	14	11	24	12	18	11	19	41	▼	215
	Other Criminally Related Matters	2017	2	1	-	-	-	-	-	-	-	-	-	-	3	0%	3
		2016	-	3	3	5	2	4	3	9	3	1	5	5	3	↔	43
Miscellaneous		2017	90	67	-	-	-	-	-	-	-	-	-	-	157	-30%	157
		2016	108	117	106	96	52	54	58	78	62	82	71	84	225	▼	968
	Other	2017	-	-	-	-	-	-	-	-	-	-	-	-	0	-100%	0
	2016	-	2	-	-	-	-	-	-	-	2	-	-	2	▼	4	


January 2016 -- February 2017 Filings

Dashboard

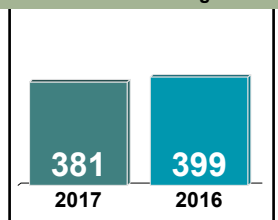
Court: Petersburg Circuit
 Start/End Date: Jan-16 / Feb-17
 2016 Average Month: 190
 Jan-Feb 2016: 399
 Filings Trending: ▼

Circuit/Court ID: 11
 211730
 Type of Case: Filings
 2017 Average Month: 191
 Jan-Feb 2017 : 381
 Overall AVG. Month: 190

Monthly Filings Summary



Jan --- Feb Filings



Filings by Division

		Jan	Feb	Mar	Apr	May	Jun	Jul	Aug	Sep	Oct	Nov	Dec	Thru Feb	% Change	Total
Total	2017	184	197	-	-	-	-	-	-	-	-	-	-	381	-5%	381
	2016	156	243	220	196	181	201	197	198	151	171	159	201	399	▼	2,274
Civil	2017	29	30	-	-	-	-	-	-	-	-	-	-	59	-32%	59
	2016	50	37	54	29	29	37	30	27	28	38	25	36	87	▼	420
Criminal	2017	116	128	-	-	-	-	-	-	-	-	-	-	244	9%	244
	2016	79	145	116	124	123	122	131	120	91	102	92	127	224	▲	1,372
Miscellaneous	2017	38	39	-	-	-	-	-	-	-	-	-	-	77	-11%	77
	2016	26	61	50	42	29	41	36	50	29	31	42	36	87	▼	473
Other	2017	1	-	-	-	-	-	-	-	-	-	-	-	1	0%	1
	2016	1	-	-	1	-	1	-	1	3	-	-	2	1	↔	9

Filings by Division & Case Category

		Jan	Feb	Mar	Apr	May	Jun	Jul	Aug	Sep	Oct	Nov	Dec	Thru Feb	% Change	Total
Civil	Administrative Law	2017	1	-	-	-	-	-	-	-	-	-	-	1	1	1
		2016	-	-	1	-	1	2	-	1	2	-	1	0	↔	10
	Contested Divorce	2017	3	4	-	-	-	-	-	-	-	-	-	7	75%	7
		2016	1	3	10	3	5	5	1	4	4	1	1	4	▲	43
	Domestic and Family - Level 1	2017	-	-	-	-	-	-	-	-	-	-	-	0	-100%	0
		2016	2	-	-	-	-	1	-	-	-	-	-	2	▼	3
	Domestic and Family - Level 2	2017	3	2	-	-	-	-	-	-	-	-	-	5	-67%	5
		2016	13	2	3	2	2	-	-	-	2	3	1	15	▼	30
	General Civil - Level 1	2017	-	-	-	-	-	-	-	-	-	-	-	0	0	0
		2016	-	-	-	1	1	2	2	-	2	-	2	0	↔	10
	General Civil - Level 2	2017	7	14	-	-	-	-	-	-	-	-	-	21	-16%	21
		2016	11	14	20	16	9	12	16	13	10	7	9	25	▼	150
Criminal	General Civil - Level 3	2017	8	2	-	-	-	-	-	-	-	-	-	10	-62%	10
		2016	18	8	8	4	4	7	3	6	7	10	9	26	▼	89
	Probates/Wills and Trusts - Level	2017	-	-	-	-	-	-	-	-	-	-	-	0	-100%	0
		2016	-	1	-	-	-	-	-	-	-	1	1	1	▼	3
	Probates/Wills and Trusts - Level	2017	1	2	-	-	-	-	-	-	-	-	-	3	200%	3
		2016	1	-	1	-	1	1	2	-	1	1	-	1	▲	9
	Uncontested Divorce	2017	6	6	-	-	-	-	-	-	-	-	-	12	-8%	12
		2016	4	9	11	4	6	7	1	4	6	7	2	13	▼	73
	Capital Murder	2017	-	-	-	-	-	-	-	-	-	-	-	0	0	0
		2016	-	-	-	-	-	6	-	-	-	-	-	0	↔	6
	Misdemeanor	2017	28	38	-	-	-	-	-	-	-	-	-	66	50%	66
		2016	19	25	17	30	34	26	28	22	20	23	36	44	▲	306
Miscellaneous	Non-Capital Felonies and	2017	68	78	-	-	-	-	-	-	-	-	-	146	-1%	146
		2016	53	95	78	64	72	69	77	81	52	76	64	148	▼	828
	Other Criminally Related Matters	2017	20	12	-	-	-	-	-	-	-	-	-	32	0%	32
		2016	7	25	21	30	17	27	20	13	17	6	22	32	↔	232
	Miscellaneous	2017	38	39	-	-	-	-	-	-	-	-	-	77	-11%	77
		2016	26	61	50	42	29	41	36	50	29	31	42	87	▼	473
	Other	2017	1	-	-	-	-	-	-	-	-	-	-	1	0%	1
		2016	1	-	-	1	-	1	-	1	3	-	-	1	↔	9

January 2016 -- February 2017 Filings

Dashboard

Court: Chesterfield Circuit

Circuit/Court ID: 12

Start/End Date: Jan-16 / Feb-17

2016 Average Month: 1,352

Jan-Feb 2016: 3,072

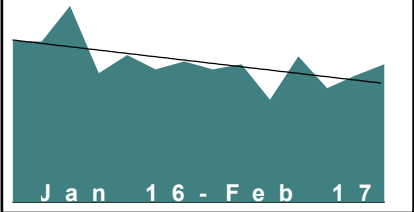
Filings Trending: ▼

2017 Average Month: 1,263

Jan-Feb 2017 : 2,525

Overall AVG. Month: 1,340

Monthly Filings Summary



Jan --- Feb Filings

2,525

3,072

2017

2016

Filings by Division																
		Jan	Feb	Mar	Apr	May	Jun	Jul	Aug	Sep	Oct	Nov	Dec	Thru Feb	% Change	Total
Total	2017	1,209	1,316	-	-	-	-	-	-	-	-	-	-	2,525	-18%	2,525
	2016	1,541	1,531	1,874	1,229	1,405	1,268	1,344	1,267	1,315	978	1,391	1,086	3,072	▼	16,229
Civil	2017	173	190	-	-	-	-	-	-	-	-	-	-	363	-4%	363
	2016	164	215	247	211	197	258	167	201	225	178	186	145	379	▼	2,394
Criminal	2017	472	590	-	-	-	-	-	-	-	-	-	-	1,062	4%	1,062
	2016	545	479	696	525	628	558	549	477	576	415	614	487	1,024	▲	6,549
Miscellaneous	2017	531	501	-	-	-	-	-	-	-	-	-	-	1,032	-35%	1,032
	2016	782	810	906	460	553	417	581	551	478	354	562	430	1,592	▼	6,884
Other	2017	33	35	-	-	-	-	-	-	-	-	-	-	68	-12%	68
	2016	50	27	25	33	27	35	47	38	36	31	29	24	77	▼	402

Filings by Division & Case Category																	
			Jan	Feb	Mar	Apr	May	Jun	Jul	Aug	Sep	Oct	Nov	Dec	Thru Feb	% Change	Total
Civil	Administrative Law	2017	3	-	-	-	-	-	-	-	-	-	-	-	3	-50%	3
		2016	3	3	1	1	-	-	2	3	3	3	1	-	6	▼	20
	Contested Divorce	2017	35	37	-	-	-	-	-	-	-	-	-	-	72	47%	72
		2016	15	34	42	39	37	25	27	20	38	25	30	14	49	▲	346
	Domestic and Family - Level 1	2017	6	5	-	-	-	-	-	-	-	-	-	-	11	-39%	11
		2016	9	9	12	15	11	21	7	7	18	18	8	12	18	▼	147
	Domestic and Family - Level 2	2017	10	16	-	-	-	-	-	-	-	-	-	-	26	136%	26
		2016	7	4	6	13	10	13	9	11	9	6	12	11	11	▲	111
	General Civil - Level 1	2017	3	1	-	-	-	-	-	-	-	-	-	-	4	33%	4
		2016	-	3	2	4	-	2	-	1	1	-	-	2	3	▲	15
	General Civil - Level 2	2017	42	42	-	-	-	-	-	-	-	-	-	-	84	-17%	84
		2016	39	62	68	39	45	44	42	47	45	41	46	27	101	▼	545
	General Civil - Level 3	2017	16	16	-	-	-	-	-	-	-	-	-	-	32	-9%	32
		2016	17	18	18	24	19	68	17	27	19	11	22	14	35	▼	274
Probates/Wills and Trusts - Level	2017	2	-	-	-	-	-	-	-	-	-	-	-	2	0%	2	
	2016	1	1	-	-	2	-	1	-	1	-	1	1	2	↔	8	
Probates/Wills and Trusts - Level	2017	4	6	-	-	-	-	-	-	-	-	-	-	10	67%	10	
	2016	4	2	12	4	9	4	2	6	9	5	1	7	6	▲	65	
Uncontested Divorce	2017	52	67	-	-	-	-	-	-	-	-	-	-	119	-20%	119	
	2016	69	79	86	72	64	81	60	79	82	69	65	57	148	▼	863	
Criminal	Capital Murder	2017	1	-	-	-	-	-	-	-	-	-	-	-	1	1	1
		2016	-	-	-	-	-	-	-	-	-	-	-	-	0	↔	0
	Misdemeanor	2017	149	152	-	-	-	-	-	-	-	-	-	-	301	25%	301
		2016	138	103	228	121	151	166	145	140	154	101	163	139	241	▲	1,749
	Non-Capital Felonies and	2017	301	393	-	-	-	-	-	-	-	-	-	-	694	-3%	694
		2016	379	337	436	372	437	343	371	309	378	291	420	319	716	▼	4,392
Other Criminally Related Matters	2017	21	45	-	-	-	-	-	-	-	-	-	-	66	-1%	66	
	2016	28	39	32	32	40	49	33	28	44	23	31	29	67	▼	408	
Miscellaneous		2017	531	501	-	-	-	-	-	-	-	-	-	-	1,032	-35%	1,032
		2016	782	810	906	460	553	417	581	551	478	354	562	430	1,592	▼	6,884
Other		2017	33	35	-	-	-	-	-	-	-	-	-	-	68	-12%	68
		2016	50	27	25	33	27	35	47	38	36	31	29	24	77	▼	402

January 2016 -- February 2017 Filings

Dashboard

Court: Colonial Heights Circuit

Circuit/Court ID: 12

Start/End Date: Jan-16 / Feb-17

212570

2016 Average Month: 158

Type of Case: Filings

Jan-Feb 2016: 331

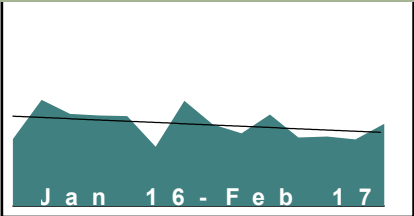
2017 Average Month:142

Filings Trending: ▼

Jan-Feb 2017 : 284

Overall AVG. Month: 156

Monthly Filings Summary



Jan --- Feb Filings

284

331

2017

2016

Filings by Division																
		Jan	Feb	Mar	Apr	May	Jun	Jul	Aug	Sep	Oct	Nov	Dec	Thru Feb	% Change	Total
Total	2017	127	157	-	-	-	-	-	-	-	-	-	-	284	-14%	284
	2016	128	203	176	173	172	113	201	156	139	175	131	133	331	▼	1,900
Civil	2017	13	17	-	-	-	-	-	-	-	-	-	-	30	43%	30
	2016	8	13	20	15	18	9	12	12	9	12	17	13	21	▲	158
Criminal	2017	75	90	-	-	-	-	-	-	-	-	-	-	165	-18%	165
	2016	74	126	101	121	120	63	153	100	94	131	68	87	200	▼	1,238
Miscellaneous	2017	30	40	-	-	-	-	-	-	-	-	-	-	70	-27%	70
	2016	38	58	48	33	31	34	33	37	27	23	38	26	96	▼	426
Other	2017	9	10	-	-	-	-	-	-	-	-	-	-	19	36%	19
	2016	8	6	7	4	3	7	3	7	9	9	8	7	14	▲	78

Filings by Division & Case Category																
		Jan	Feb	Mar	Apr	May	Jun	Jul	Aug	Sep	Oct	Nov	Dec	Thru Feb	% Change	Total
Civil	Administrative Law	2017	-	-	-	-	-	-	-	-	-	-	-	0	0	0
		2016	-	-	2	-	-	1	-	1	-	-	1	0	↔	5
	Contested Divorce	2017	1	4	-	-	-	-	-	-	-	-	-	5	25%	5
		2016	2	2	5	-	4	-	1	1	4	2	4	4	▲	26
	Domestic and Family - Level 1	2017	-	-	-	-	-	-	-	-	-	-	-	0	0	0
		2016	-	-	-	-	1	-	-	-	-	-	-	0	↔	1
	Domestic and Family - Level 2	2017	1	-	-	-	-	-	-	-	-	-	-	1	1	1
		2016	-	-	-	1	1	-	2	-	1	-	-	0	↔	5
	General Civil - Level 1	2017	-	1	-	-	-	-	-	-	-	-	-	1	1	1
		2016	-	-	-	-	1	-	-	-	-	-	-	0	↔	1
	General Civil - Level 2	2017	5	5	-	-	-	-	-	-	-	-	-	10	400%	10
		2016	1	1	1	4	3	2	1	3	2	3	3	2	▲	26
	General Civil - Level 3	2017	3	5	-	-	-	-	-	-	-	-	-	8	60%	8
		2016	2	3	2	1	2	-	1	4	-	2	2	5	▲	20
Criminal	Probates/Wills and Trusts - Level	2017	-	-	-	-	-	-	-	-	-	-	-	0	0	0
		2016	-	-	1	-	-	-	-	-	-	-	-	0	↔	1
	Probates/Wills and Trusts - Level	2017	1	-	-	-	-	-	-	-	-	-	-	1	1	1
		2016	-	-	-	2	-	1	-	1	-	-	2	0	↔	6
	Uncontested Divorce	2017	2	2	-	-	-	-	-	-	-	-	-	4	-60%	4
		2016	3	7	9	7	7	4	7	2	3	4	9	10	▼	67
	Misdemeanor	2017	22	24	-	-	-	-	-	-	-	-	-	46	-8%	46
		2016	22	28	42	35	58	25	51	32	43	29	32	50	▼	424
	Non-Capital Felonies and	2017	52	59	-	-	-	-	-	-	-	-	-	111	-18%	111
		2016	42	94	54	81	53	35	95	61	46	97	53	136	▼	742
Miscellaneous	Other Criminally Related Matters	2017	1	7	-	-	-	-	-	-	-	-	-	8	-43%	8
		2016	10	4	5	5	9	3	7	7	5	5	7	14	▼	72
Other	Miscellaneous	2017	30	40	-	-	-	-	-	-	-	-	-	70	-27%	70
		2016	38	58	48	33	31	34	33	37	27	38	26	96	▼	426
Other		2017	9	10	-	-	-	-	-	-	-	-	-	19	36%	19
		2016	8	6	7	4	3	7	3	7	9	8	7	14	▲	78


January 2016 -- February 2017 Filings

Dashboard

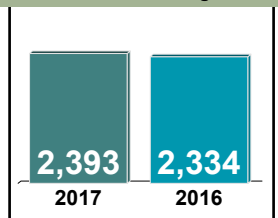
Court: Richmond Circuit
Start/End Date: Jan-16 / Feb-17
2016 Average Month: 1,186
Jan-Feb 2016: 2,334
Filings Trending: ▲

Circuit/Court ID: 13
 213760
Type of Case: Filings
2017 Average Month: 1,197
Jan-Feb 2017 : 2,393
Overall AVG. Month: 1,187

Monthly Filings Summary



Jan --- Feb Filings



Filings by Division

		Jan	Feb	Mar	Apr	May	Jun	Jul	Aug	Sep	Oct	Nov	Dec	Thru Feb	% Change	Total
Total	2017	1,271	1,122	-	-	-	-	-	-	-	-	-	-	2,393	3%	2,393
	2016	1,109	1,225	1,332	1,183	1,265	1,375	1,035	1,265	1,159	1,147	1,133	999	2,334	▲	14,227
Civil	2017	236	220	-	-	-	-	-	-	-	-	-	-	456	3%	456
	2016	179	265	296	229	279	236	231	237	242	222	227	210	444	▲	2,853
Criminal	2017	516	447	-	-	-	-	-	-	-	-	-	-	963	-9%	963
	2016	550	504	557	549	573	708	414	592	497	526	510	383	1,054	▼	6,363
Miscellaneous	2017	256	277	-	-	-	-	-	-	-	-	-	-	533	4%	533
	2016	221	290	308	261	248	253	222	271	230	240	236	231	511	▲	3,011
Other	2017	263	178	-	-	-	-	-	-	-	-	-	-	441	36%	441
	2016	159	166	171	144	165	178	168	165	190	159	160	175	325	▲	2,000

Filings by Division & Case Category

		Jan	Feb	Mar	Apr	May	Jun	Jul	Aug	Sep	Oct	Nov	Dec	Thru Feb	% Change	Total
Civil	Administrative Law	2017	2	3	-	-	-	-	-	-	-	-	-	5	67%	5
		2016	2	1	1	1	8	2	3	5	5	7	6	3	▲	50
	Contested Divorce	2017	14	12	-	-	-	-	-	-	-	-	-	26	-28%	26
		2016	11	25	27	15	19	14	19	24	20	13	13	36	▼	212
	Domestic and Family - Level 1	2017	1	4	-	-	-	-	-	-	-	-	-	5	-38%	5
		2016	1	7	1	4	3	8	1	4	3	1	3	8	▼	40
	Domestic and Family - Level 2	2017	18	21	-	-	-	-	-	-	-	-	-	39	34%	39
		2016	10	19	17	11	22	12	17	14	11	18	21	29	▲	184
	General Civil - Level 1	2017	4	3	-	-	-	-	-	-	-	-	-	7	-13%	7
		2016	3	5	3	2	5	5	9	9	1	7	5	8	▼	59
	General Civil - Level 2	2017	112	110	-	-	-	-	-	-	-	-	-	222	12%	222
		2016	88	110	143	100	132	112	99	85	113	105	111	198	▲	1,301
	General Civil - Level 3	2017	37	35	-	-	-	-	-	-	-	-	-	72	18%	72
		2016	24	37	41	40	46	34	50	33	34	40	35	61	▲	446
Criminal	Probates/Wills and Trusts - Level	2017	2	-	-	-	-	-	-	-	-	-	-	2	2	2
		2016	-	-	-	-	-	1	-	-	1	1	-	0	↔	3
	Probates/Wills and Trusts - Level	2017	16	8	-	-	-	-	-	-	-	-	-	24	9%	24
		2016	8	14	15	11	11	12	5	17	13	10	5	22	▲	131
	Uncontested Divorce	2017	30	24	-	-	-	-	-	-	-	-	-	54	-32%	54
		2016	32	47	48	45	33	37	31	46	34	26	19	79	▼	427
	Capital Murder	2017	-	1	-	-	-	-	-	-	-	-	-	1	-67%	1
		2016	1	2	-	2	-	-	-	-	-	-	-	3	▼	5
	Misdemeanor	2017	101	92	-	-	-	-	-	-	-	-	-	193	-1%	193
		2016	109	86	62	85	115	92	79	82	83	89	57	195	▼	990
Miscellaneous	Non-Capital Felonies and	2017	406	333	-	-	-	-	-	-	-	-	-	739	1%	739
		2016	421	313	444	340	367	568	288	469	369	384	425	734	▲	4,673
	Other Criminally Related Matters	2017	9	21	-	-	-	-	-	-	-	-	-	30	-75%	30
		2016	19	103	51	122	91	48	47	41	45	53	28	122	▼	695
Other	Miscellaneous	2017	256	277	-	-	-	-	-	-	-	-	-	533	4%	533
		2016	221	290	308	261	248	253	222	271	230	240	236	511	▲	3,011
Other	Other	2017	263	178	-	-	-	-	-	-	-	-	-	441	36%	441
		2016	159	166	171	144	165	178	168	165	190	159	160	325	▲	2,000

January 2016 -- February 2017 Filings

Dashboard

Court: Henrico Circuit

Start/End Date: Jan-16 / Feb-17

2016 Average Month: 1,050

Jan-Feb 2016: 2,112

Filings Trending: ▲

Circuit/Court ID: 14

214087


Type of Case: Filings

2017 Average Month:1,112

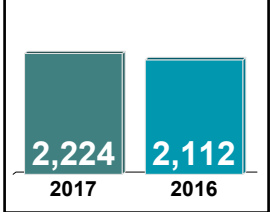
Jan-Feb 2017 : 2,224

Overall AVG. Month: 1,059

Monthly Filings Summary



Jan --- Feb Filings



Filings by Division																
		Jan	Feb	Mar	Apr	May	Jun	Jul	Aug	Sep	Oct	Nov	Dec	Thru Feb	% Change	Total
Total	2017	1,162	1,062	-	-	-	-	-	-	-	-	-	-	2,224	5%	2,224
	2016	997	1,115	1,230	1,113	1,033	1,025	1,115	1,074	1,017	932	1,005	944	2,112	▲	12,600
Civil	2017	185	169	-	-	-	-	-	-	-	-	-	-	354	-2%	354
	2016	140	220	243	184	202	155	181	202	188	175	151	150	360	▼	2,191
Criminal	2017	542	441	-	-	-	-	-	-	-	-	-	-	983	27%	983
	2016	380	395	511	517	467	454	486	437	473	399	434	413	775	▲	5,366
Miscellaneous	2017	400	429	-	-	-	-	-	-	-	-	-	-	829	-11%	829
	2016	452	475	445	383	335	387	411	400	330	328	391	355	927	▼	4,692
Other	2017	35	23	-	-	-	-	-	-	-	-	-	-	58	16%	58
	2016	25	25	31	29	29	29	37	35	26	30	29	26	50	▲	351

Filings by Division & Case Category																
		Jan	Feb	Mar	Apr	May	Jun	Jul	Aug	Sep	Oct	Nov	Dec	Thru Feb	% Change	Total
Civil	Administrative Law	2017	2	-	-	-	-	-	-	-	-	-	-	2	0%	2
		2016	1	1	1	-	-	3	3	-	1	-	2	2	↔	13
	Contested Divorce	2017	24	19	-	-	-	-	-	-	-	-	-	43	-12%	43
		2016	16	33	34	31	28	31	25	27	22	24	21	49	▼	308
	Domestic and Family - Level 1	2017	4	4	-	-	-	-	-	-	-	-	-	8	60%	8
		2016	4	1	9	5	3	4	3	5	5	2	4	5	▲	50
	Domestic and Family - Level 2	2017	4	4	-	-	-	-	-	-	-	-	-	8	-50%	8
		2016	10	6	14	10	5	4	6	7	10	5	13	16	▼	95
	General Civil - Level 1	2017	2	5	-	-	-	-	-	-	-	-	-	7	-36%	7
		2016	4	7	2	3	6	-	3	4	2	2	-	11	▼	36
	General Civil - Level 2	2017	57	53	-	-	-	-	-	-	-	-	-	110	-5%	110
		2016	50	66	57	61	51	40	60	59	60	39	42	116	▼	623
	General Civil - Level 3	2017	14	25	-	-	-	-	-	-	-	-	-	39	-24%	39
		2016	17	34	30	20	31	16	16	15	22	31	18	51	▼	273
Criminal	Probates/Wills and Trusts - Level	2017	4	2	-	-	-	-	-	-	-	-	-	6	6	6
		2016	-	-	2	1	-	-	1	1	2	-	-	0	↔	9
	Probates/Wills and Trusts - Level	2017	13	10	-	-	-	-	-	-	-	-	-	23	92%	23
		2016	3	9	9	9	13	10	10	8	8	14	6	12	▲	104
	Uncontested Divorce	2017	61	47	-	-	-	-	-	-	-	-	-	108	10%	108
		2016	35	63	85	44	65	47	54	54	55	49	52	98	▲	680
	Capital Murder	2017	-	-	-	-	-	-	-	-	-	-	-	0	-100%	0
		2016	-	1	-	-	2	-	-	-	-	-	-	1	▼	3
	Misdemeanor	2017	118	91	-	-	-	-	-	-	-	-	-	209	31%	209
		2016	90	69	109	115	95	94	88	100	99	118	104	159	▲	1,185
Miscellaneous	Non-Capital Felonies and	2017	381	309	-	-	-	-	-	-	-	-	-	690	27%	690
		2016	256	286	363	367	322	314	356	287	336	220	284	542	▲	3,676
	Other Criminally Related Matters	2017	43	41	-	-	-	-	-	-	-	-	-	84	15%	84
		2016	34	39	39	35	48	46	42	50	38	61	46	73	▲	502
Other	Miscellaneous	2017	400	429	-	-	-	-	-	-	-	-	-	829	-11%	829
		2016	452	475	445	383	335	387	411	400	330	328	391	927	▼	4,692
Other	Other	2017	35	23	-	-	-	-	-	-	-	-	-	58	16%	58
		2016	25	25	31	29	29	29	37	35	26	30	29	50	▲	351

January 2016 -- February 2017 Filings

Dashboard

Court: Caroline Circuit

Circuit/Court ID: 15

Start/End Date: Jan-16 / Feb-17

215033

2016 Average Month: 179

Type of Case: Filings

Jan-Feb 2016: 335


2017 Average Month:202

Jan-Feb 2017 : 403

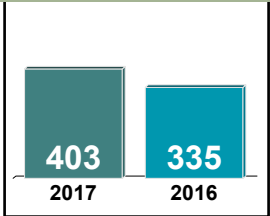
Filings Trending: ▲

Overall AVG. Month: 183

Monthly Filings Summary



Jan --- Feb Filings



Filings by Division																
		Jan	Feb	Mar	Apr	May	Jun	Jul	Aug	Sep	Oct	Nov	Dec	Thru Feb	% Change	Total
Total	2017	126	277	-	-	-	-	-	-	-	-	-	-	403	20%	403
	2016	140	195	202	168	180	176	201	157	244	164	166	159	335	▲	2,152
Civil	2017	17	13	-	-	-	-	-	-	-	-	-	-	30	-9%	30
	2016	15	18	22	23	28	28	32	38	12	9	9	16	33	▼	250
Criminal	2017	38	161	-	-	-	-	-	-	-	-	-	-	199	36%	199
	2016	50	96	88	66	95	73	97	57	152	84	103	81	146	▲	1,042
Miscellaneous	2017	55	88	-	-	-	-	-	-	-	-	-	-	143	1%	143
	2016	73	69	78	70	51	61	62	53	68	57	46	54	142	▲	742
Other	2017	16	15	-	-	-	-	-	-	-	-	-	-	31	121%	31
	2016	2	12	14	9	6	14	10	9	12	14	8	8	14	▲	118

Filings by Division & Case Category																
		Jan	Feb	Mar	Apr	May	Jun	Jul	Aug	Sep	Oct	Nov	Dec	Thru Feb	% Change	Total
Civil	Administrative Law	2017	1	-	-	-	-	-	-	-	-	-	-	1	0%	1
		2016	1	-	-	-	-	-	1	-	-	1	-	1	↔	3
	Contested Divorce	2017	-	2	-	-	-	-	-	-	-	-	-	2	-67%	2
		2016	1	5	5	3	2	3	-	5	1	-	-	6	▼	25
	Domestic and Family - Level 1	2017	-	2	-	-	-	-	-	-	-	-	-	2	0%	2
		2016	2	-	3	5	4	3	2	4	2	1	-	2	↔	27
	Domestic and Family - Level 2	2017	-	2	-	-	-	-	-	-	-	-	-	2	0%	2
		2016	1	1	1	-	6	-	1	1	-	-	1	2	↔	12
	General Civil - Level 1	2017	2	-	-	-	-	-	-	-	-	-	-	2	100%	2
		2016	-	1	-	-	2	1	1	-	1	1	-	1	▲	7
	General Civil - Level 2	2017	4	5	-	-	-	-	-	-	-	-	-	9	0%	9
		2016	5	4	2	5	7	10	11	2	3	3	2	9	↔	55
Criminal	General Civil - Level 3	2017	4	1	-	-	-	-	-	-	-	-	-	5	0%	5
		2016	3	2	5	4	5	5	10	13	2	2	6	5	↔	58
	Probates/Wills and Trusts - Level	2017	2	-	-	-	-	-	-	-	-	-	-	2	-33%	2
		2016	2	1	5	2	-	1	11	1	-	-	2	3	▼	25
	Uncontested Divorce	2017	4	1	-	-	-	-	-	-	-	-	-	5	25%	5
		2016	-	4	1	4	4	5	6	3	3	2	1	4	▲	38
	Capital Murder	2017	-	-	-	-	-	-	-	-	-	-	-	0	0	0
		2016	-	-	-	-	-	-	-	-	-	-	1	0	↔	1
	Misdemeanor	2017	12	23	-	-	-	-	-	-	-	-	-	35	-15%	35
		2016	8	33	28	18	14	18	21	10	49	17	32	41	▼	268
	Non-Capital Felonies and	2017	20	130	-	-	-	-	-	-	-	-	-	150	61%	150
		2016	39	54	55	44	78	49	72	44	93	58	63	93	▲	704
Miscellaneous	Other Criminally Related Matters	2017	6	8	-	-	-	-	-	-	-	-	-	14	17%	14
		2016	3	9	5	4	3	6	4	3	10	9	5	12	▲	69
Other	Miscellaneous	2017	55	88	-	-	-	-	-	-	-	-	-	143	1%	143
		2016	73	69	78	70	51	61	62	53	68	57	46	142	▲	742
Other	Other	2017	16	15	-	-	-	-	-	-	-	-	-	31	121%	31
		2016	2	12	14	9	6	14	10	9	12	14	8	14	▲	118

January 2016 -- February 2017 Filings

Dashboard

Court: Essex Circuit

Circuit/Court ID: 15

Start/End Date: Jan-16 / Feb-17

215057

2016 Average Month: 52

Type of Case: Filings

Jan-Feb 2016: 74


2017 Average Month:60

Jan-Feb 2017 : 119

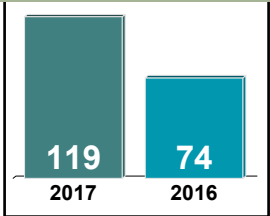
Filings Trending: ▲

Overall AVG. Month: 53

Monthly Filings Summary



Jan --- Feb Filings



Filings by Division																
		Jan	Feb	Mar	Apr	May	Jun	Jul	Aug	Sep	Oct	Nov	Dec	Thru Feb	% Change	Total
Total	2017	80	39	-	-	-	-	-	-	-	-	-	-	119	61%	119
	2016	43	31	70	54	33	52	48	54	78	53	44	65	74	▲	625
Civil	2017	11	4	-	-	-	-	-	-	-	-	-	-	15	114%	15
	2016	3	4	7	4	9	8	7	8	6	5	5	5	7	▲	71
Criminal	2017	49	6	-	-	-	-	-	-	-	-	-	-	55	62%	55
	2016	22	12	38	33	12	28	30	22	61	32	21	37	34	▲	348
Miscellaneous	2017	20	28	-	-	-	-	-	-	-	-	-	-	48	45%	48
	2016	18	15	25	17	12	16	11	24	11	13	18	23	33	▲	203
Other	2017	-	1	-	-	-	-	-	-	-	-	-	-	1	1	1
	2016	-	-	-	-	-	-	-	-	-	3	-	-	0	↔	3

Filings by Division & Case Category																		
			Jan	Feb	Mar	Apr	May	Jun	Jul	Aug	Sep	Oct	Nov	Dec	Thru Feb	% Change	Total	
Civil	Administrative Law	2017	-	1	-	-	-	-	-	-	-	-	-	-	1	1	1	
		2016	-	-	-	-	-	-	-	-	-	-	-	1	-	0	↔	1
	Contested Divorce	2017	1	-	-	-	-	-	-	-	-	-	-	-	-	1	0%	1
		2016	1	-	-	1	-	-	-	1	-	-	-	-	1	1	↔	4
	Domestic and Family - Level 1	2017	1	-	-	-	-	-	-	-	-	-	-	-	-	1	1	1
		2016	-	-	1	-	-	-	-	-	1	1	2	1	-	0	↔	6
	Domestic and Family - Level 2	2017	-	-	-	-	-	-	-	-	-	-	-	-	-	0	0	0
		2016	-	-	1	-	-	1	-	-	1	-	-	-	-	0	↔	3
	General Civil - Level 2	2017	2	1	-	-	-	-	-	-	-	-	-	-	-	3	0%	3
		2016	2	1	2	2	4	3	3	3	1	1	2	3	3	3	↔	27
	General Civil - Level 3	2017	-	1	-	-	-	-	-	-	-	-	-	-	-	1	1	1
		2016	-	-	2	-	3	1	-	2	2	1	-	-	-	0	↔	11
Probates/Wills and Trusts - Level	2017	1	-	-	-	-	-	-	-	-	-	-	-	-	1	1	1	
	2016	-	-	-	-	-	-	-	-	-	-	-	-	-	0	↔	0	
Probates/Wills and Trusts - Level	2017	5	1	-	-	-	-	-	-	-	-	-	-	-	6	6	6	
	2016	-	-	-	1	-	-	-	-	-	1	-	-	-	0	↔	2	
Uncontested Divorce	2017	1	-	-	-	-	-	-	-	-	-	-	-	-	1	-67%	1	
	2016	-	3	1	-	2	3	3	2	-	1	1	1	1	3	▼	17	
Criminal	Misdemeanor	2017	10	3	-	-	-	-	-	-	-	-	-	-	13	333%	13	
		2016	2	1	2	4	7	6	-	3	10	8	3	14	3	▲	60	
	Non-Capital Felonies and	2017	35	3	-	-	-	-	-	-	-	-	-	-	38	46%	38	
		2016	18	8	32	24	5	22	27	13	49	22	16	23	26	▲	259	
	Other Criminally Related Matters	2017	4	-	-	-	-	-	-	-	-	-	-	-	4	-20%	4	
		2016	2	3	4	5	-	-	3	6	2	2	2	-	5	▼	29	
Miscellaneous	2017	20	28	-	-	-	-	-	-	-	-	-	-	48	45%	48		
	2016	18	15	25	17	12	16	11	24	11	13	18	23	33	▲	203		
Other	2017	-	1	-	-	-	-	-	-	-	-	-	-	1	1	1		
	2016	-	-	-	-	-	-	-	-	-	3	-	-	0	↔	3		

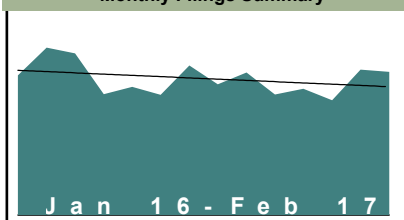
January 2016 -- February 2017 Filings

Dashboard

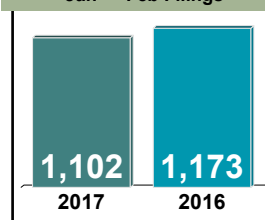
Court: Hanover Circuit
Start/End Date: Jan-16 / Feb-17
2016 Average Month: 517
Jan-Feb 2016: 1,173
Filings Trending: ▼

Circuit/Court ID: 15
215085
Type of Case: Filings
2017 Average Month: 551
Jan-Feb 2017 : 1,102
Overall AVG. Month: 521

Monthly Filings Summary



Jan --- Feb Filings



Filings by Division

		Jan	Feb	Mar	Apr	May	Jun	Jul	Aug	Sep	Oct	Nov	Dec	Thru Feb	% Change	Total
Total	2017	555	547	-	-	-	-	-	-	-	-	-	-	1,102	-6%	1,102
	2016	534	639	618	462	490	459	571	499	544	461	482	439	1,173	▼	6,198
Civil	2017	86	118	-	-	-	-	-	-	-	-	-	-	204	1%	204
	2016	72	130	120	102	108	82	95	104	128	95	96	76	202	▲	1,208
Criminal	2017	222	221	-	-	-	-	-	-	-	-	-	-	443	16%	443
	2016	171	212	227	175	225	190	245	183	187	189	170	165	383	▲	2,339
Miscellaneous	2017	241	204	-	-	-	-	-	-	-	-	-	-	445	-24%	445
	2016	288	295	264	181	154	180	225	209	219	169	209	191	583	▼	2,584
Other	2017	6	4	-	-	-	-	-	-	-	-	-	-	10	100%	10
	2016	3	2	7	4	3	7	6	3	10	8	7	7	5	▲	67

Filings by Division & Case Category

		Jan	Feb	Mar	Apr	May	Jun	Jul	Aug	Sep	Oct	Nov	Dec	Thru Feb	% Change	Total
Civil	Administrative Law	2017	-	-	-	-	-	-	-	-	-	-	-	0	0	0
		2016	-	-	-	-	-	-	1	4	1	-	-	0	↔	6
	Contested Divorce	2017	23	22	-	-	-	-	-	-	-	-	-	45	10%	45
		2016	6	35	20	18	21	15	17	27	20	16	18	41	▲	232
	Domestic and Family - Level 1	2017	3	4	-	-	-	-	-	-	-	-	-	7	-46%	7
		2016	10	3	7	4	7	2	6	7	11	2	3	13	▼	66
	Domestic and Family - Level 2	2017	4	2	-	-	-	-	-	-	-	-	-	6	50%	6
		2016	-	4	4	3	3	-	2	1	4	5	3	4	▲	32
	General Civil - Level 1	2017	-	-	-	-	-	-	-	-	-	-	-	0	-100%	0
		2016	1	-	-	-	2	-	-	2	-	2	-	1	▼	7
	General Civil - Level 2	2017	13	14	-	-	-	-	-	-	-	-	-	27	17%	27
		2016	10	13	7	8	17	13	12	20	15	14	15	23	▲	155
	General Civil - Level 3	2017	7	9	-	-	-	-	-	-	-	-	-	16	0%	16
		2016	7	9	7	7	6	8	13	3	12	9	8	16	↔	93
Criminal	Probates/Wills and Trusts - Level	2017	-	-	-	-	-	-	-	-	-	-	-	0	0	0
		2016	-	-	-	1	-	1	-	1	1	-	-	0	↔	4
	Probates/Wills and Trusts - Level	2017	5	2	-	-	-	-	-	-	-	-	-	7	17%	7
		2016	3	3	7	3	-	5	2	4	2	3	2	6	▲	36
	Uncontested Divorce	2017	31	65	-	-	-	-	-	-	-	-	-	96	-2%	96
		2016	35	63	68	58	52	38	43	41	57	42	46	98	▼	577
	Capital Murder	2017	-	-	-	-	-	-	-	-	-	-	-	0	0	0
		2016	-	-	2	-	-	-	-	-	-	-	-	0	↔	2
	Misdemeanor	2017	92	81	-	-	-	-	-	-	-	-	-	173	17%	173
		2016	61	87	96	53	101	68	72	73	68	73	75	148	▲	889
Miscellaneous	Non-Capital Felonies and	2017	118	132	-	-	-	-	-	-	-	-	-	250	17%	250
		2016	101	113	103	113	112	108	159	98	112	108	82	214	▲	1,303
	Other Criminally Related Matters	2017	12	8	-	-	-	-	-	-	-	-	-	20	-5%	20
		2016	9	12	26	9	12	14	14	12	7	8	13	21	▼	145
Other		2017	241	204	-	-	-	-	-	-	-	-	-	445	-24%	445
		2016	288	295	264	181	154	180	225	209	219	169	209	583	▼	2,584
Other		2017	6	4	-	-	-	-	-	-	-	-	-	10	100%	10
		2016	3	2	7	4	3	7	6	3	10	8	7	5	▲	67

January 2016 -- February 2017 Filings

Dashboard

Court: King George Circuit

Circuit/Court ID: 15

Start/End Date: Jan-16 / Feb-17

215099

2016 Average Month: 94

Type of Case: Filings

Jan-Feb 2016: 139

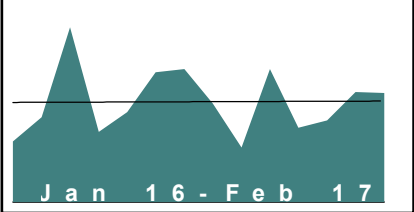
2017 Average Month:105

Filings Trending: ▲

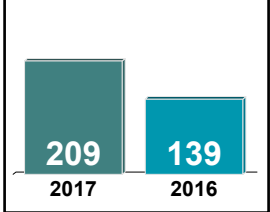
Jan-Feb 2017 : 209

Overall AVG. Month: 96

Monthly Filings Summary



Jan --- Feb Filings



Filings by Division																
		Jan	Feb	Mar	Apr	May	Jun	Jul	Aug	Sep	Oct	Nov	Dec	Thru Feb	% Change	Total
Total	2017	105	104	-	-	-	-	-	-	-	-	-	-	209	50%	209
	2016	58	81	167	67	86	124	127	94	52	127	71	78	139	▲	1,132
Civil	2017	10	16	-	-	-	-	-	-	-	-	-	-	26	-28%	26
	2016	16	20	14	15	14	12	22	13	13	9	13	8	36	▼	169
Criminal	2017	89	77	-	-	-	-	-	-	-	-	-	-	166	75%	166
	2016	39	56	130	44	67	108	95	75	31	111	51	64	95	▲	871
Miscellaneous	2017	6	11	-	-	-	-	-	-	-	-	-	-	17	113%	17
	2016	3	5	23	8	5	4	9	6	8	7	7	6	8	▲	91
Other	2017	-	-	-	-	-	-	-	-	-	-	-	-	0	0	0
	2016	-	-	-	-	-	-	1	-	-	-	-	-	0	↔	1

Filings by Division & Case Category																
		Jan	Feb	Mar	Apr	May	Jun	Jul	Aug	Sep	Oct	Nov	Dec	Thru Feb	% Change	Total
Civil	Administrative Law	2017	-	-	-	-	-	-	-	-	-	-	-	0	-100%	0
		2016	-	1	-	-	1	-	-	-	-	-	-	1	▼	2
	Contested Divorce	2017	-	2	-	-	-	-	-	-	-	-	-	2	-83%	2
		2016	6	6	1	2	1	3	4	1	1	1	3	12	▼	32
	Domestic and Family - Level 1	2017	-	-	-	-	-	-	-	-	-	-	-	0	-100%	0
		2016	2	1	1	1	1	-	2	1	-	-	1	3	▼	10
	Domestic and Family - Level 2	2017	-	3	-	-	-	-	-	-	-	-	-	3	200%	3
		2016	-	1	-	2	-	2	1	1	-	-	1	1	▲	8
	General Civil - Level 1	2017	-	-	-	-	-	-	-	-	-	-	-	0	0	0
		2016	-	-	-	-	-	-	1	-	-	-	-	0	↔	1
	General Civil - Level 2	2017	3	-	-	-	-	-	-	-	-	-	-	3	-67%	3
		2016	5	4	4	1	3	4	3	3	3	7	2	9	▼	42
	General Civil - Level 3	2017	4	2	-	-	-	-	-	-	-	-	-	6	200%	6
		2016	1	1	1	2	1	2	4	-	1	2	-	2	▲	15
Criminal	Probates/Wills and Trusts - Level	2017	-	-	-	-	-	-	-	-	-	-	-	0	-100%	0
		2016	-	1	-	-	1	-	1	-	-	-	-	1	▼	3
	Probates/Wills and Trusts - Level	2017	2	-	-	-	-	-	-	-	-	-	-	2	0%	2
		2016	1	1	1	1	-	2	2	-	2	1	-	2	↔	11
	Uncontested Divorce	2017	1	9	-	-	-	-	-	-	-	-	-	10	100%	10
		2016	1	4	6	6	1	6	3	5	3	3	1	5	▲	45
	Misdemeanor	2017	28	20	-	-	-	-	-	-	-	-	-	48	33%	48
		2016	16	20	28	11	28	35	29	6	34	23	18	36	▲	276
	Non-Capital Felonies and	2017	61	56	-	-	-	-	-	-	-	-	-	117	102%	117
Miscellaneous		2016	22	36	100	32	38	79	60	42	23	77	24	58	▲	576
	Other Criminally Related Matters	2017	-	1	-	-	-	-	-	-	-	-	-	1	0%	1
		2016	1	-	2	1	1	1	-	4	2	-	4	1	↔	19
	Miscellaneous	2017	6	11	-	-	-	-	-	-	-	-	-	17	113%	17
		2016	3	5	23	8	5	4	9	6	8	7	6	8	▲	91
	Other	2017	-	-	-	-	-	-	-	-	-	-	-	0	0	0
		2016	-	-	-	-	-	1	-	-	-	-	-	0	↔	1

January 2016 -- February 2017 Filings

Dashboard

Court: Lancaster Circuit

Circuit/Court ID: 15

Start/End Date: Jan-16 / Feb-17

215103

2016 Average Month: 65

Type of Case: Filings

Jan-Feb 2016: 147

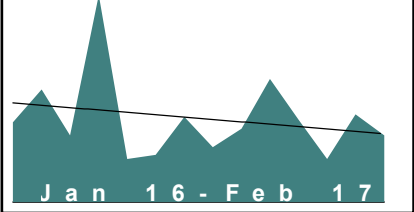
2017 Average Month:59

Filings Trending: ▼

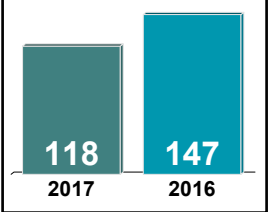
Jan-Feb 2017 : 118

Overall AVG. Month: 64

Monthly Filings Summary



Jan --- Feb Filings



Filings by Division																
		Jan	Feb	Mar	Apr	May	Jun	Jul	Aug	Sep	Oct	Nov	Dec	Thru Feb	% Change	Total
Total	2017	67	51	-	-	-	-	-	-	-	-	-	-	118	-20%	118
	2016	61	86	51	158	33	36	65	42	56	94	63	33	147	▼	778
Civil	2017	6	3	-	-	-	-	-	-	-	-	-	-	9	-65%	9
	2016	6	20	11	8	4	6	6	5	7	5	13	7	26	▼	98
Criminal	2017	34	14	-	-	-	-	-	-	-	-	-	-	48	4%	48
	2016	24	22	9	130	12	17	32	7	30	62	21	6	46	▲	372
Miscellaneous	2017	21	32	-	-	-	-	-	-	-	-	-	-	53	-26%	53
	2016	30	42	27	19	15	11	23	27	17	26	27	16	72	▼	280
Other	2017	6	2	-	-	-	-	-	-	-	-	-	-	8	167%	8
	2016	1	2	4	1	2	2	4	3	2	1	2	4	3	▲	28

Filings by Division & Case Category																	
			Jan	Feb	Mar	Apr	May	Jun	Jul	Aug	Sep	Oct	Nov	Dec	Thru Feb	% Change	Total
Civil	Contested Divorce	2017	-	2	-	-	-	-	-	-	-	-	-	-	2	100%	2
		2016	-	1	1	2	-	2	3	1	1	-	-	1	1	▲	12
	Domestic and Family - Level 2	2017	-	-	-	-	-	-	-	-	-	-	-	-	0	0	0
		2016	-	-	-	-	-	-	1	-	-	-	1	-	0	↔	2
	General Civil - Level 1	2017	-	-	-	-	-	-	-	-	-	-	-	-	0	0	0
		2016	-	-	-	1	-	-	-	-	-	-	-	1	0	↔	2
	General Civil - Level 2	2017	3	-	-	-	-	-	-	-	-	-	-	-	3	-63%	3
		2016	4	4	2	2	2	4	1	1	2	3	2	4	8	▼	31
	General Civil - Level 3	2017	1	1	-	-	-	-	-	-	-	-	-	-	2	-85%	2
		2016	1	12	6	3	1	-	1	-	1	1	5	-	13	▼	31
	Probates/Wills and Trusts - Level	2017	-	-	-	-	-	-	-	-	-	-	-	-	0	-100%	0
		2016	1	-	-	-	-	-	-	-	-	-	-	-	1	▼	1
Probates/Wills and Trusts - Level	2017	-	-	-	-	-	-	-	-	-	-	-	-	0	0	0	
	2016	-	-	-	-	1	-	-	-	-	-	3	-	0	↔	4	
Uncontested Divorce	2017	2	-	-	-	-	-	-	-	-	-	-	-	2	-33%	2	
	2016	-	3	2	-	-	-	-	3	3	1	2	1	3	▼	15	
Criminal	Misdemeanor	2017	16	-	-	-	-	-	-	-	-	-	-	-	16	33%	16
		2016	1	11	2	49	4	5	8	2	7	9	8	-	12	▲	106
	Non-Capital Felonies and	2017	18	14	-	-	-	-	-	-	-	-	-	-	32	-6%	32
		2016	23	11	6	81	8	12	21	4	22	53	12	6	34	▼	259
	Other Criminally Related Matters	2017	-	-	-	-	-	-	-	-	-	-	-	-	0	0	0
		2016	-	-	1	-	-	-	3	1	1	-	1	-	0	↔	7
	Miscellaneous	2017	21	32	-	-	-	-	-	-	-	-	-	-	53	-26%	53
		2016	30	42	27	19	15	11	23	27	17	26	27	16	72	▼	280
	Other	2017	6	2	-	-	-	-	-	-	-	-	-	-	8	167%	8
		2016	1	2	4	1	2	2	4	3	2	1	2	4	3	▲	28

January 2016 -- February 2017 Filings

Dashboard

Court: Northumberland Circuit

Circuit/Court ID: 15

Start/End Date: Jan-16 / Feb-17

215133

2016 Average Month: 66

Type of Case: Filings

Jan-Feb 2016: 147


2017 Average Month:65

Jan-Feb 2017 : 129

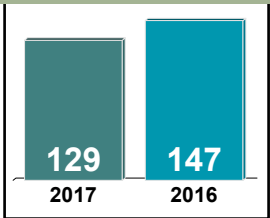
Filings Trending: ▼

Overall AVG. Month: 66

Monthly Filings Summary



Jan --- Feb Filings



Filings by Division																
		Jan	Feb	Mar	Apr	May	Jun	Jul	Aug	Sep	Oct	Nov	Dec	Thru Feb	% Change	Total
Total	2017	90	39	-	-	-	-	-	-	-	-	-	-	129	-12%	129
	2016	71	76	57	71	71	38	41	59	91	100	83	38	147	▼	796
Civil	2017	4	7	-	-	-	-	-	-	-	-	-	-	11	0%	11
	2016	5	6	4	9	5	2	4	10	4	5	7	3	11	↔	64
Criminal	2017	57	11	-	-	-	-	-	-	-	-	-	-	68	3%	68
	2016	29	37	31	46	51	16	13	32	68	69	50	18	66	▲	460
Miscellaneous	2017	29	21	-	-	-	-	-	-	-	-	-	-	50	-28%	50
	2016	36	33	22	16	15	20	21	16	19	26	26	15	69	▼	265
Other	2017	-	-	-	-	-	-	-	-	-	-	-	-	0	-100%	0
	2016	1	-	-	-	-	-	3	1	-	-	-	2	1	▼	7

Filings by Division & Case Category																
		Jan	Feb	Mar	Apr	May	Jun	Jul	Aug	Sep	Oct	Nov	Dec	Thru Feb	% Change	Total
Civil	Contested Divorce	2017	-	1	-	-	-	-	-	-	-	-	-	1	-67%	1
		2016	1	2	1	3	-	1	-	1	1	1	-	3	▼	11
	Domestic and Family - Level 1	2017	-	-	-	-	-	-	-	-	-	-	-	0	-100%	0
		2016	-	1	-	-	-	-	-	-	-	-	1	1	▼	2
	Domestic and Family - Level 2	2017	-	-	-	-	-	-	-	-	-	-	-	0	-100%	0
		2016	1	-	-	3	-	-	2	-	-	-	-	1	▼	6
	General Civil - Level 1	2017	-	2	-	-	-	-	-	-	-	-	-	2	2	2
		2016	-	-	-	-	-	-	-	-	-	-	-	0	↔	0
	General Civil - Level 2	2017	2	2	-	-	-	-	-	-	-	-	-	4	0%	4
		2016	2	2	-	-	2	1	2	-	-	3	2	4	↔	14
Criminal	General Civil - Level 3	2017	1	1	-	-	-	-	-	-	-	-	-	2	2	2
		2016	-	-	-	1	1	1	3	-	1	1	-	0	↔	9
	Uncontested Divorce	2017	1	1	-	-	-	-	-	-	-	-	-	2	0%	2
		2016	1	1	3	2	2	-	5	3	3	2	-	2	↔	22
	Misdemeanor	2017	8	3	-	-	-	-	-	-	-	-	-	11	175%	11
		2016	3	1	1	10	7	2	3	11	40	6	8	4	▲	94
	Non-Capital Felonies and	2017	45	8	-	-	-	-	-	-	-	-	-	53	-12%	53
		2016	24	36	29	33	44	13	10	25	26	43	10	60	▼	347
	Other Criminally Related Matters	2017	4	-	-	-	-	-	-	-	-	-	-	4	100%	4
		2016	2	-	1	3	-	1	5	3	3	1	-	2	▲	19
Miscellaneous		2017	29	21	-	-	-	-	-	-	-	-	-	50	-28%	50
		2016	36	33	22	16	15	20	21	16	19	26	15	69	▼	265
Other		2017	-	-	-	-	-	-	-	-	-	-	-	0	-100%	0
		2016	1	-	-	-	-	3	1	-	-	-	2	1	▼	7

January 2016 -- February 2017 Filings

Dashboard

Court: Richmond County Circuit

Circuit/Court ID: 15

Start/End Date: Jan-16 / Feb-17

215159

2016 Average Month: 56

Type of Case: Filings

Jan-Feb 2016: 101


2017 Average Month:55

Jan-Feb 2017 : 109

Filings Trending: ▲

Overall AVG. Month: 56

Monthly Filings Summary



Jan --- Feb Filings

109

2017

101

2016

Filings by Division																
		Jan	Feb	Mar	Apr	May	Jun	Jul	Aug	Sep	Oct	Nov	Dec	Thru Feb	% Change	Total
Total	2017	68	41	-	-	-	-	-	-	-	-	-	-	109	8%	109
	2016	66	35	32	52	21	66	72	46	134	40	64	43	101	▲	671
Civil	2017	1	1	-	-	-	-	-	-	-	-	-	-	2	-60%	2
	2016	1	4	3	2	3	4	2	3	2	1	5	1	5	▼	31
Criminal	2017	25	26	-	-	-	-	-	-	-	-	-	-	51	200%	51
	2016	10	7	4	31	1	28	16	25	96	20	35	19	17	▲	292
Miscellaneous	2017	12	14	-	-	-	-	-	-	-	-	-	-	26	0%	26
	2016	14	12	16	8	12	17	12	13	18	8	18	18	26	↔	166
Other	2017	30	-	-	-	-	-	-	-	-	-	-	-	30	-43%	30
	2016	41	12	9	11	5	17	42	5	18	11	6	5	53	▼	182

Filings by Division & Case Category																
		Jan	Feb	Mar	Apr	May	Jun	Jul	Aug	Sep	Oct	Nov	Dec	Thru Feb	% Change	Total
Civil	Administrative Law	2017	-	-	-	-	-	-	-	-	-	-	-	0	0	0
		2016	-	-	-	1	-	-	-	-	-	-	-	0	↔	1
	Contested Divorce	2017	-	-	-	-	-	-	-	-	-	-	-	0	0	0
		2016	-	-	-	1	-	-	-	-	-	1	-	0	↔	2
	Domestic and Family - Level 1	2017	-	-	-	-	-	-	-	-	-	-	-	0	-100%	0
		2016	-	1	-	-	-	-	2	-	-	-	-	1	▼	3
	General Civil - Level 2	2017	-	1	-	-	-	-	-	-	-	-	-	1	0%	1
		2016	-	1	1	-	2	2	1	1	-	2	-	1	↔	10
	General Civil - Level 3	2017	1	-	-	-	-	-	-	-	-	-	-	1	0%	1
		2016	-	1	2	-	-	1	1	-	-	2	1	1	↔	8
Criminal	Probates/Wills and Trusts - Level	2017	-	-	-	-	-	-	-	-	-	-	-	0	0	0
		2016	-	-	-	-	1	-	1	-	-	-	-	0	↔	2
	Uncontested Divorce	2017	-	-	-	-	-	-	-	-	-	-	-	0	-100%	0
		2016	1	1	-	-	1	-	-	1	1	-	-	2	▼	5
	Misdemeanor	2017	6	1	-	-	-	-	-	-	-	-	-	7	0%	7
		2016	4	3	1	10	-	7	3	5	1	3	-	7	↔	46
	Non-Capital Felonies and	2017	18	25	-	-	-	-	-	-	-	-	-	43	378%	43
		2016	6	3	1	18	1	20	12	14	89	18	25	9	▲	224
	Other Criminally Related Matters	2017	1	-	-	-	-	-	-	-	-	-	-	1	0%	1
		2016	-	1	2	3	-	1	1	2	2	1	7	1	↔	22
Miscellaneous	2017	12	14	-	-	-	-	-	-	-	-	-	-	26	0%	26
	2016	14	12	16	8	12	17	12	13	18	8	18	18	26	↔	166
Other	2017	30	-	-	-	-	-	-	-	-	-	-	-	30	-43%	30
	2016	41	12	9	11	5	17	42	5	18	11	6	5	53	▼	182

January 2016 -- February 2017 Filings

Dashboard

Court: Spotsylvania Circuit

Circuit/Court ID: 15

Start/End Date: Jan-16 / Feb-17

215177

2016 Average Month: 624

Type of Case: Filings

Jan-Feb 2016: 1,780


2017 Average Month: 628

Filings Trending: ▼

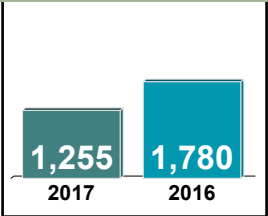
Jan-Feb 2017 : 1,255

Overall AVG. Month: 624

Monthly Filings Summary



Jan --- Feb Filings



Filings by Division																
		Jan	Feb	Mar	Apr	May	Jun	Jul	Aug	Sep	Oct	Nov	Dec	Thru Feb	% Change	Total
Total	2017	606	649	-	-	-	-	-	-	-	-	-	-	1,255	-29%	1,255
	2016	1,215	565	689	608	482	616	529	497	606	600	559	520	1,780	▼	7,486
Civil	2017	67	72	-	-	-	-	-	-	-	-	-	-	139	24%	139
	2016	48	64	85	50	63	55	69	68	84	71	68	66	112	▲	791
Criminal	2017	186	289	-	-	-	-	-	-	-	-	-	-	475	49%	475
	2016	156	162	272	326	198	291	205	177	263	241	214	198	318	▲	2,703
Miscellaneous	2017	277	278	-	-	-	-	-	-	-	-	-	-	555	-9%	555
	2016	285	322	319	225	208	247	245	243	247	276	263	248	607	▼	3,128
Other	2017	76	10	-	-	-	-	-	-	-	-	-	-	86	-88%	86
	2016	726	17	13	7	13	23	10	9	12	12	14	8	743	▼	864

Filings by Division & Case Category																		
			Jan	Feb	Mar	Apr	May	Jun	Jul	Aug	Sep	Oct	Nov	Dec	Thru Feb	% Change	Total	
Civil	Administrative Law	2017	-	-	-	-	-	-	-	-	-	-	-	-	0	0	0	
		2016	-	-	-	1	1	-	1	1	3	1	2	1	0	↔	11	
	Contested Divorce	2017	7	7	-	-	-	-	-	-	-	-	-	-	14	8%	14	
		2016	7	6	8	8	8	5	8	11	5	9	9	7	13	▲	91	
	Domestic and Family - Level 1	2017	4	12	-	-	-	-	-	-	-	-	-	-	16	129%	16	
		2016	1	6	8	2	6	5	2	5	5	5	4	14	7	▲	63	
	Domestic and Family - Level 2	2017	9	3	-	-	-	-	-	-	-	-	-	-	12	140%	12	
		2016	-	5	13	4	1	4	4	10	6	7	3	2	5	▲	59	
	General Civil - Level 1	2017	-	-	-	-	-	-	-	-	-	-	-	-	0	0	0	
		2016	-	-	2	-	-	-	-	4	-	1	1	-	2	0	↔	10
	General Civil - Level 2	2017	14	11	-	-	-	-	-	-	-	-	-	-	25	39%	25	
		2016	8	10	19	10	15	14	18	13	18	11	12	10	18	▲	158	
	General Civil - Level 3	2017	3	10	-	-	-	-	-	-	-	-	-	-	13	-24%	13	
		2016	7	10	7	6	12	3	7	5	17	10	9	8	17	▼	101	
Probates/Wills and Trusts - Level	2017	-	-	-	-	-	-	-	-	-	-	-	-	0	-100%	0		
	2016	-	2	-	-	-	-	-	-	-	-	-	-	2	▼	2		
Probates/Wills and Trusts - Level	2017	5	5	-	-	-	-	-	-	-	-	-	-	10	-9%	10		
	2016	2	9	1	4	6	4	3	3	4	7	8	1	11	▼	52		
Uncontested Divorce	2017	25	24	-	-	-	-	-	-	-	-	-	-	49	26%	49		
	2016	23	16	27	15	14	20	22	20	25	20	21	21	39	▲	244		
Criminal	Capital Murder	2017	-	-	-	-	-	-	-	-	-	-	-	-	0	0	0	
		2016	-	-	-	-	-	-	-	-	-	-	2	-	0	↔	2	
	Misdemeanor	2017	45	69	-	-	-	-	-	-	-	-	-	-	114	34%	114	
		2016	38	47	85	51	57	60	42	39	53	47	40	39	85	▲	598	
	Non-Capital Felonies and	2017	131	205	-	-	-	-	-	-	-	-	-	-	336	53%	336	
		2016	114	106	172	269	132	216	152	127	203	182	162	148	220	▲	1,983	
	Other Criminally Related Matters	2017	10	15	-	-	-	-	-	-	-	-	-	-	25	92%	25	
		2016	4	9	15	6	9	15	11	11	7	12	10	11	13	▲	120	
	Miscellaneous	2017	277	278	-	-	-	-	-	-	-	-	-	-	-	555	-9%	555
		2016	285	322	319	225	208	247	245	243	247	276	263	248	607	▼	3,128	
Other	2017	76	10	-	-	-	-	-	-	-	-	-	-	-	86	-88%	86	
	2016	726	17	13	7	13	23	10	9	12	12	14	8	743	▼	864		

January 2016 -- February 2017 Filings

Dashboard

Court: Stafford Circuit

Circuit/Court ID: 15

Start/End Date: Jan-16 / Feb-17

2016 Average Month: 704

Jan-Feb 2016: 1,505

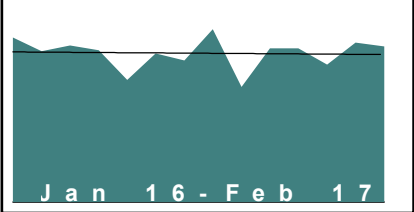
Filings Trending: ↔

2017 Average Month: 752

Jan-Feb 2017 : 1,504

Overall AVG. Month: 711

Monthly Filings Summary



Jan --- Feb Filings

1,504

2017

1,505

2016

Filings by Division																
		Jan	Feb	Mar	Apr	May	Jun	Jul	Aug	Sep	Oct	Nov	Dec	Thru Feb	% Change	Total
Total	2017	761	743	-	-	-	-	-	-	-	-	-	-	1,504	0%	1,504
	2016	785	720	748	725	583	709	676	825	549	734	734	656	1,505	▼	8,444
Civil	2017	67	70	-	-	-	-	-	-	-	-	-	-	137	5%	137
	2016	60	70	99	69	87	84	60	85	75	70	85	68	130	▲	912
Criminal	2017	414	402	-	-	-	-	-	-	-	-	-	-	816	11%	816
	2016	409	329	275	410	273	356	353	455	247	397	339	328	738	▲	4,171
Miscellaneous	2017	276	271	-	-	-	-	-	-	-	-	-	-	547	-14%	547
	2016	315	321	373	246	222	268	262	285	225	267	310	260	636	▼	3,354
Other	2017	4	-	-	-	-	-	-	-	-	-	-	-	4	300%	4
	2016	1	-	1	-	1	1	1	-	2	-	-	-	1	▲	7

Filings by Division & Case Category																	
			Jan	Feb	Mar	Apr	May	Jun	Jul	Aug	Sep	Oct	Nov	Dec	Thru Feb	% Change	Total
Civil	Administrative Law	2017	1	1	-	-	-	-	-	-	-	-	-	-	2	0%	2
		2016	2	-	1	1	2	1	1	2	2	2	1	1	2	↔	16
	Contested Divorce	2017	12	9	-	-	-	-	-	-	-	-	-	-	21	50%	21
		2016	6	8	14	15	7	10	13	10	6	8	15	10	14	▲	122
	Domestic and Family - Level 1	2017	7	7	-	-	-	-	-	-	-	-	-	-	14	133%	14
		2016	1	5	4	2	5	4	3	-	4	6	7	6	6	▲	47
	Domestic and Family - Level 2	2017	-	2	-	-	-	-	-	-	-	-	-	-	2	-60%	2
		2016	1	4	2	2	4	2	2	9	6	4	4	10	5	▼	50
	General Civil - Level 1	2017	1	-	-	-	-	-	-	-	-	-	-	-	1	1	1
		2016	-	-	1	-	1	-	1	1	2	2	1	-	0	↔	9
	General Civil - Level 2	2017	10	18	-	-	-	-	-	-	-	-	-	-	28	17%	28
		2016	12	12	25	16	21	26	18	17	19	14	13	12	24	▲	205
	General Civil - Level 3	2017	8	8	-	-	-	-	-	-	-	-	-	-	16	-20%	16
		2016	11	9	11	8	11	7	5	15	7	10	15	7	20	▼	116
Probates/Wills and Trusts - Level	2017	-	-	-	-	-	-	-	-	-	-	-	-	0	-100%	0	
	2016	-	1	-	-	-	1	-	-	-	-	-	-	1	▼	2	
Probates/Wills and Trusts - Level	2017	1	2	-	-	-	-	-	-	-	-	-	-	3	-50%	3	
	2016	2	4	3	1	2	1	4	4	3	4	4	-	6	▼	32	
Uncontested Divorce	2017	27	23	-	-	-	-	-	-	-	-	-	-	50	-4%	50	
	2016	25	27	38	24	34	32	13	27	26	20	25	22	52	▼	313	
Criminal	Capital Murder	2017	-	-	-	-	-	-	-	-	-	-	-	-	0	0	0
		2016	-	-	-	-	-	-	-	-	-	4	-	-	0	↔	4
	Misdemeanor	2017	115	127	-	-	-	-	-	-	-	-	-	-	242	-1%	242
		2016	132	112	110	118	81	91	88	119	64	117	76	110	244	▼	1,218
	Non-Capital Felonies and	2017	279	263	-	-	-	-	-	-	-	-	-	-	542	16%	542
		2016	263	206	148	276	176	252	246	327	172	257	239	200	469	▲	2,762
	Other Criminally Related Matters	2017	20	12	-	-	-	-	-	-	-	-	-	-	32	28%	32
2016		14	11	17	16	16	13	19	9	11	19	24	18	25	▲	187	
Miscellaneous	2017	276	271	-	-	-	-	-	-	-	-	-	-	547	-14%	547	
	2016	315	321	373	246	222	268	262	285	225	267	310	260	636	▼	3,354	
Other	2017	4	-	-	-	-	-	-	-	-	-	-	-	4	300%	4	
	2016	1	-	1	-	1	1	1	-	2	-	-	-	1	▲	7	

January 2016 -- February 2017 Filings

Dashboard

Court: Westmoreland Circuit

Circuit/Court ID: 15

Start/End Date: Jan-16 / Feb-17

215193

2016 Average Month: 84

Type of Case: Filings

Jan-Feb 2016: 171

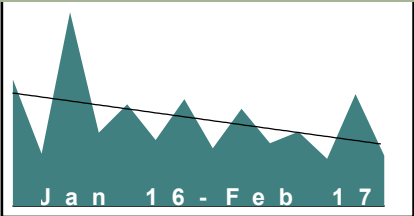
2017 Average Month:78

Filings Trending: ▼

Jan-Feb 2017 : 155

Overall AVG. Month: 83

Monthly Filings Summary



Jan --- Feb Filings

155

171

2017

2016

Filings by Division																
		Jan	Feb	Mar	Apr	May	Jun	Jul	Aug	Sep	Oct	Nov	Dec	Thru Feb	% Change	Total
Total	2017	107	48	-	-	-	-	-	-	-	-	-	-	155	-9%	155
	2016	121	50	185	70	97	63	102	55	93	60	71	45	171	▼	1,012
Civil	2017	14	4	-	-	-	-	-	-	-	-	-	-	18	20%	18
	2016	6	9	7	8	10	10	22	8	7	2	9	5	15	▲	103
Criminal	2017	68	15	-	-	-	-	-	-	-	-	-	-	83	-1%	83
	2016	74	10	141	45	55	33	50	29	55	32	22	21	84	▼	567
Miscellaneous	2017	25	27	-	-	-	-	-	-	-	-	-	-	52	-25%	52
	2016	40	29	36	17	31	19	30	18	31	26	40	18	69	▼	335
Other	2017	-	2	-	-	-	-	-	-	-	-	-	-	2	-33%	2
	2016	1	2	1	-	1	1	-	-	-	-	-	1	3	▼	7

Filings by Division & Case Category																
		Jan	Feb	Mar	Apr	May	Jun	Jul	Aug	Sep	Oct	Nov	Dec	Thru Feb	% Change	Total
Civil	Contested Divorce	2017	2	-	-	-	-	-	-	-	-	-	-	2	2	2
		2016	-	-	1	2	-	1	-	1	-	-	-	0	↔	5
	Domestic and Family - Level 1	2017	1	-	-	-	-	-	-	-	-	-	-	1	1	1
		2016	-	-	-	1	-	2	1	-	-	3	1	0	↔	8
	Domestic and Family - Level 2	2017	-	-	-	-	-	-	-	-	-	-	-	0	0	0
		2016	-	-	-	-	2	-	-	-	-	-	-	0	↔	2
	General Civil - Level 2	2017	2	2	-	-	-	-	-	-	-	-	-	4	-50%	4
		2016	2	6	5	1	7	2	3	4	1	1	1	8	▼	34
	General Civil - Level 3	2017	3	-	-	-	-	-	-	-	-	-	-	3	0%	3
		2016	3	-	-	2	-	4	17	2	-	-	3	3	↔	31
Criminal	Probates/Wills and Trusts - Level	2017	-	-	-	-	-	-	-	-	-	-	-	0	-100%	0
		2016	-	1	-	-	-	1	-	-	1	2	-	1	▼	5
	Uncontested Divorce	2017	6	2	-	-	-	-	-	-	-	-	-	8	167%	8
		2016	1	2	1	2	2	-	5	1	-	3	-	3	▲	18
	Misdemeanor	2017	8	5	-	-	-	-	-	-	-	-	-	13	-28%	13
		2016	16	2	5	7	4	8	9	5	10	9	7	18	▼	90
	Non-Capital Felonies and	2017	57	7	-	-	-	-	-	-	-	-	-	64	8%	64
		2016	52	7	135	30	50	24	35	13	42	18	13	59	▲	432
	Other Criminally Related Matters	2017	3	3	-	-	-	-	-	-	-	-	-	6	-14%	6
		2016	6	1	1	8	1	1	6	11	3	5	2	7	▼	45
Miscellaneous		2017	25	27	-	-	-	-	-	-	-	-	-	52	-25%	52
		2016	40	29	36	17	31	19	30	18	31	26	40	69	▼	335
Other		2017	-	2	-	-	-	-	-	-	-	-	-	2	-33%	2
		2016	1	2	1	-	1	1	-	-	-	-	1	3	▼	7

January 2016 -- February 2017 Filings

Dashboard

Court: Fredericksburg Circuit

Circuit/Court ID: 15

Start/End Date: Jan-16 / Feb-17

215630

2016 Average Month: 309

Type of Case: Filings

Jan-Feb 2016: 597


2017 Average Month:251

Filings Trending: ▼

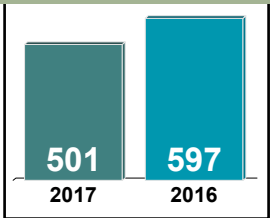
Jan-Feb 2017 : 501

Overall AVG. Month: 300

Monthly Filings Summary



Jan --- Feb Filings



Filings by Division																
		Jan	Feb	Mar	Apr	May	Jun	Jul	Aug	Sep	Oct	Nov	Dec	Thru Feb	% Change	Total
Total	2017	227	274	-	-	-	-	-	-	-	-	-	-	501	-16%	501
	2016	291	306	378	298	295	350	298	275	344	385	245	239	597	▼	3,704
Civil	2017	26	20	-	-	-	-	-	-	-	-	-	-	46	-67%	46
	2016	56	82	94	64	114	65	61	66	90	51	51	57	138	▼	851
Criminal	2017	156	207	-	-	-	-	-	-	-	-	-	-	363	4%	363
	2016	182	166	246	192	143	237	190	168	204	298	163	153	348	▲	2,342
Miscellaneous	2017	43	45	-	-	-	-	-	-	-	-	-	-	88	-18%	88
	2016	52	55	37	39	38	44	37	41	46	33	30	26	107	▼	478
Other	2017	2	2	-	-	-	-	-	-	-	-	-	-	4	0%	4
	2016	1	3	1	3	-	4	10	-	4	3	1	3	4	↔	33

Filings by Division & Case Category																
		Jan	Feb	Mar	Apr	May	Jun	Jul	Aug	Sep	Oct	Nov	Dec	Thru Feb	% Change	Total
Civil	Administrative Law	2017	-	-	-	-	-	-	-	-	-	-	-	0	-100%	0
		2016	-	1	-	1	1	-	-	-	1	-	2	1	▼	6
	Contested Divorce	2017	2	2	-	-	-	-	-	-	-	-	-	4	-76%	4
		2016	6	11	15	11	18	5	12	8	12	4	4	17	▼	111
	Domestic and Family - Level 1	2017	1	-	-	-	-	-	-	-	-	-	-	1	-75%	1
		2016	-	4	-	2	1	-	-	3	1	-	8	4	▼	19
	Domestic and Family - Level 2	2017	14	-	-	-	-	-	-	-	-	-	-	14	-55%	14
		2016	11	20	23	9	51	25	14	26	31	25	23	31	▼	283
	General Civil - Level 1	2017	-	1	-	-	-	-	-	-	-	-	-	1	0%	1
		2016	-	1	1	-	1	3	2	2	1	1	1	1	↔	14
	General Civil - Level 2	2017	4	3	-	-	-	-	-	-	-	-	-	7	-53%	7
		2016	8	7	4	8	6	10	11	10	5	4	6	15	▼	87
Criminal	General Civil - Level 3	2017	3	4	-	-	-	-	-	-	-	-	-	7	-22%	7
		2016	4	5	6	5	5	5	1	7	12	5	8	9	▼	67
	Probates/Wills and Trusts - Level	2017	-	1	-	-	-	-	-	-	-	-	-	1	1	1
		2016	-	-	1	1	1	2	-	4	1	-	-	0	↔	10
	Uncontested Divorce	2017	2	9	-	-	-	-	-	-	-	-	-	11	-82%	11
		2016	27	33	44	27	30	15	21	13	19	8	11	60	▼	254
	Misdemeanor	2017	56	48	-	-	-	-	-	-	-	-	-	104	-14%	104
		2016	70	51	39	35	31	51	50	42	49	76	44	121	▼	577
	Non-Capital Felonies and	2017	99	152	-	-	-	-	-	-	-	-	-	251	16%	251
		2016	109	107	202	153	109	182	137	122	153	216	113	216	▲	1,714
	Other Criminally Related Matters	2017	1	7	-	-	-	-	-	-	-	-	-	8	-27%	8
		2016	3	8	5	4	3	4	3	4	2	6	6	11	▼	51
Miscellaneous		2017	43	45	-	-	-	-	-	-	-	-	-	88	-18%	88
		2016	52	55	37	39	38	44	37	41	46	33	30	107	▼	478
Other		2017	2	2	-	-	-	-	-	-	-	-	-	4	0%	4
		2016	1	3	1	3	-	4	10	-	4	3	1	4	↔	33

January 2016 -- February 2017 Filings

Dashboard

Court: Albemarle Circuit

Start/End Date: Jan-16 / Feb-17

2016 Average Month: 315

Jan-Feb 2016: 663

Filings Trending: ▲

Circuit/Court ID: 16

216003


Type of Case: Filings

2017 Average Month:349

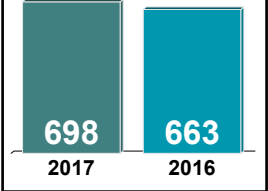
Jan-Feb 2017 : 698

Overall AVG. Month: 320

Monthly Filings Summary



Jan --- Feb Filings



Filings by Division																	
			Jan	Feb	Mar	Apr	May	Jun	Jul	Aug	Sep	Oct	Nov	Dec	Thru Feb	% Change	Total
Total	2017		340	358	-	-	-	-	-	-	-	-	-	-	698	5%	698
	2016		333	330	370	309	288	289	312	289	321	316	319	301	663	▲	3,777
Civil	2017		43	104	-	-	-	-	-	-	-	-	-	-	147	-25%	147
	2016		76	120	81	63	78	55	53	59	58	60	63	51	196	▼	817
Criminal	2017		122	127	-	-	-	-	-	-	-	-	-	-	249	63%	249
	2016		88	65	110	94	80	90	88	97	104	94	109	112	153	▲	1,131
Miscellaneous	2017		170	124	-	-	-	-	-	-	-	-	-	-	294	-3%	294
	2016		161	141	172	145	127	138	168	133	153	158	142	135	302	▼	1,773
Other	2017		5	3	-	-	-	-	-	-	-	-	-	-	8	-33%	8
	2016		8	4	7	7	3	6	3	-	6	4	5	3	12	▼	56

Filings by Division & Case Category																	
			Jan	Feb	Mar	Apr	May	Jun	Jul	Aug	Sep	Oct	Nov	Dec	Thru Feb	% Change	Total
Civil	Administrative Law	2017	-	-	-	-	-	-	-	-	-	-	-	-	0	0	0
		2016	-	-	-	-	-	-	-	-	-	-	1	-	0	↔	1
	Contested Divorce	2017	4	8	-	-	-	-	-	-	-	-	-	-	12	-29%	12
		2016	5	12	9	4	4	7	6	5	11	7	2	2	17	▼	74
	Domestic and Family - Level 1	2017	2	1	-	-	-	-	-	-	-	-	-	-	3	0%	3
		2016	1	2	3	2	6	1	4	1	2	2	-	2	3	↔	26
	Domestic and Family - Level 2	2017	1	4	-	-	-	-	-	-	-	-	-	-	5	0%	5
		2016	-	5	7	5	12	10	5	8	4	9	5	6	5	↔	76
	General Civil - Level 1	2017	2	2	-	-	-	-	-	-	-	-	-	-	4	-43%	4
		2016	2	5	2	-	-	-	2	-	1	-	-	-	7	▼	12
	General Civil - Level 2	2017	10	51	-	-	-	-	-	-	-	-	-	-	61	-16%	61
		2016	26	47	32	27	24	18	15	24	17	17	27	17	73	▼	291
	General Civil - Level 3	2017	4	21	-	-	-	-	-	-	-	-	-	-	25	-51%	25
		2016	23	28	10	7	10	5	5	7	5	4	10	3	51	▼	117
Probates/Wills and Trusts - Level	2017	1	-	-	-	-	-	-	-	-	-	-	-	1	0%	1	
	2016	-	1	-	-	-	-	-	-	-	-	-	-	1	↔	1	
Probates/Wills and Trusts - Level	2017	1	2	-	-	-	-	-	-	-	-	-	-	3	-57%	3	
	2016	3	4	3	-	3	2	3	2	4	3	3	2	7	▼	32	
Uncontested Divorce	2017	18	15	-	-	-	-	-	-	-	-	-	-	33	3%	33	
	2016	16	16	15	18	19	12	13	12	14	18	15	19	32	▲	187	
Criminal	Misdemeanor	2017	30	30	-	-	-	-	-	-	-	-	-	-	60	28%	60
		2016	38	9	32	25	22	22	25	24	27	16	39	21	47	▲	300
	Non-Capital Felonies and	2017	83	92	-	-	-	-	-	-	-	-	-	-	175	67%	175
		2016	49	56	76	66	58	64	61	70	75	77	63	90	105	▲	805
	Other Criminally Related Matters	2017	9	5	-	-	-	-	-	-	-	-	-	-	14	1,300%	14
2016		1	-	2	3	-	4	2	3	2	1	7	1	1	▲	26	
Miscellaneous	2017	170	124	-	-	-	-	-	-	-	-	-	-	-	294	-3%	294
	2016	161	141	172	145	127	138	168	133	153	158	142	135	302	▼	1,773	
Other	2017	5	3	-	-	-	-	-	-	-	-	-	-	-	8	-33%	8
	2016	8	4	7	7	3	6	3	-	6	4	5	3	12	▼	56	

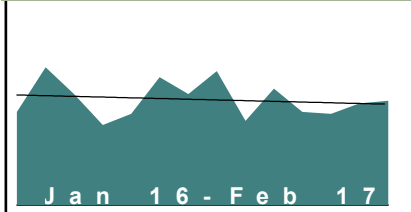
January 2016 -- February 2017 Filings

Dashboard

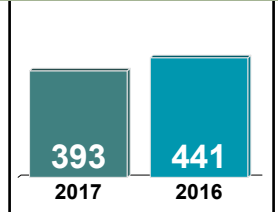
Court: Culpeper Circuit
 Start/End Date: Jan-16 / Feb-17
 2016 Average Month: 202
 Jan-Feb 2016: 441
 Filings Trending: ▼

Circuit/Court ID: 16
 216047
 Type of Case: Filings
 2017 Average Month: 197
 Jan-Feb 2017 : 393
 Overall AVG. Month: 201

Monthly Filings Summary



Jan --- Feb Filings



Filings by Division

		Jan	Feb	Mar	Apr	May	Jun	Jul	Aug	Sep	Oct	Nov	Dec	Thru Feb	% Change	Total
Total	2017	194	199	-	-	-	-	-	-	-	-	-	-	393	-11%	393
	2016	178	263	212	153	174	244	212	256	161	222	178	174	441	▼	2,427
Civil	2017	30	24	-	-	-	-	-	-	-	-	-	-	54	-10%	54
	2016	26	34	45	27	35	34	40	33	28	36	23	24	60	▼	385
Criminal	2017	68	75	-	-	-	-	-	-	-	-	-	-	143	25%	143
	2016	33	81	47	57	55	126	68	123	54	107	67	69	114	▲	887
Miscellaneous	2017	95	99	-	-	-	-	-	-	-	-	-	-	194	-27%	194
	2016	119	147	119	69	81	80	100	99	78	76	86	81	266	▼	1,135
Other	2017	1	1	-	-	-	-	-	-	-	-	-	-	2	100%	2
	2016	-	1	1	-	3	4	4	1	1	3	2	-	1	▲	20

Filings by Division & Case Category

		Jan	Feb	Mar	Apr	May	Jun	Jul	Aug	Sep	Oct	Nov	Dec	Thru Feb	% Change	Total
Civil	Administrative Law	2017	-	-	-	-	-	-	-	-	-	-	-	0	0	0
		2016	-	-	-	1	-	1	-	1	-	1	-	0	↔	4
	Contested Divorce	2017	2	10	-	-	-	-	-	-	-	-	-	12	100%	12
		2016	2	4	7	4	3	7	5	2	4	2	4	6	▲	47
	Domestic and Family - Level 1	2017	2	1	-	-	-	-	-	-	-	-	-	3	-57%	3
		2016	3	4	3	1	4	3	7	2	4	4	3	7	▼	40
	Domestic and Family - Level 2	2017	5	4	-	-	-	-	-	-	-	-	-	9	125%	9
		2016	3	1	2	1	2	2	4	3	1	3	2	4	▲	25
	General Civil - Level 1	2017	1	2	-	-	-	-	-	-	-	-	-	3	3	3
		2016	-	-	-	-	1	-	1	1	1	1	-	0	↔	5
	General Civil - Level 2	2017	5	1	-	-	-	-	-	-	-	-	-	6	-57%	6
		2016	7	7	16	6	8	11	5	4	11	3	3	14	▼	89
	General Civil - Level 3	2017	4	1	-	-	-	-	-	-	-	-	-	5	-29%	5
		2016	4	3	7	3	5	4	5	-	4	4	2	7	▼	44
Criminal	Probates/Wills and Trusts - Level	2017	-	-	-	-	-	-	-	-	-	-	-	0	0	0
		2016	-	-	-	-	-	1	-	-	-	-	-	0	↔	1
	Probates/Wills and Trusts - Level	2017	-	1	-	-	-	-	-	-	-	-	-	1	0%	1
		2016	-	1	1	-	1	-	-	1	1	-	1	1	↔	6
	Uncontested Divorce	2017	11	4	-	-	-	-	-	-	-	-	-	15	-29%	15
		2016	7	14	9	12	11	13	12	11	10	11	5	21	▼	124
	Capital Murder	2017	-	-	-	-	-	-	-	-	-	-	-	0	-100%	0
		2016	-	8	-	-	-	-	-	-	-	-	-	8	▼	8
	Misdemeanor	2017	8	13	-	-	-	-	-	-	-	-	-	21	75%	21
		2016	1	11	11	10	6	33	13	30	13	23	12	12	▲	181
Miscellaneous	Non-Capital Felonies and	2017	58	60	-	-	-	-	-	-	-	-	-	118	33%	118
		2016	30	59	32	43	46	90	53	91	38	82	52	89	▲	666
	Other Criminally Related Matters	2017	2	2	-	-	-	-	-	-	-	-	-	4	-20%	4
		2016	2	3	4	4	3	3	2	2	3	3	1	5	▼	32
Other	Miscellaneous	2017	95	99	-	-	-	-	-	-	-	-	-	194	-27%	194
		2016	119	147	119	69	81	80	100	99	78	86	81	266	▼	1,135
Other	Other	2017	1	1	-	-	-	-	-	-	-	-	-	2	100%	2
		2016	-	1	1	-	3	4	4	1	1	3	2	1	▲	20

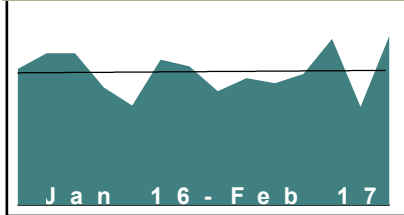
January 2016 -- February 2017 Filings

Dashboard

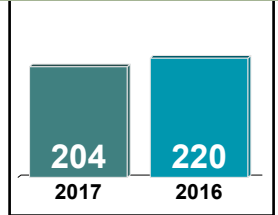
Court: Fluvanna Circuit
Start/End Date: Jan-16 / Feb-17
2016 Average Month: 102
Jan-Feb 2016: 220
Filings Trending: ▼

Circuit/Court ID: 16
 216065
Type of Case: Filings
2017 Average Month: 102
Jan-Feb 2017 : 204
Overall AVG. Month: 102

Monthly Filings Summary



Jan --- Feb Filings



Filings by Division

		Jan	Feb	Mar	Apr	May	Jun	Jul	Aug	Sep	Oct	Nov	Dec	Thru Feb	% Change	Total
Total	2017	75	129	-	-	-	-	-	-	-	-	-	-	204	-7%	204
	2016	104	116	116	90	76	111	106	87	97	93	100	127	220	▼	1,223
Civil	2017	14	13	-	-	-	-	-	-	-	-	-	-	27	17%	27
	2016	8	15	13	9	8	23	14	16	14	19	14	11	23	▲	164
Criminal	2017	14	69	-	-	-	-	-	-	-	-	-	-	83	69%	83
	2016	15	34	54	39	21	38	36	36	32	32	26	59	49	▲	422
Miscellaneous	2017	47	46	-	-	-	-	-	-	-	-	-	-	93	-37%	93
	2016	81	67	49	42	47	50	56	35	51	42	60	57	148	▼	637
Other	2017	-	1	-	-	-	-	-	-	-	-	-	-	1	1	1
	2016	-	-	-	-	-	-	-	-	-	-	-	-	0	↔	0

Filings by Division & Case Category

			Jan	Feb	Mar	Apr	May	Jun	Jul	Aug	Sep	Oct	Nov	Dec	Thru Feb	% Change	Total	
Civil	Administrative Law	2017	-	-	-	-	-	-	-	-	-	-	-	-	0	-100%	0	
		2016	1	-	-	-	-	-	-	-	-	-	-	-	1	1	▼	2
	Contested Divorce	2017	-	1	-	-	-	-	-	-	-	-	-	-	1	-67%	1	
		2016	1	2	3	1	3	3	3	1	2	2	-	2	3	3	▼	23
	Domestic and Family - Level 1	2017	1	1	-	-	-	-	-	-	-	-	-	-	2	-50%	2	
		2016	1	3	-	-	1	-	2	2	-	1	1	-	4	4	▼	11
	Domestic and Family - Level 2	2017	1	5	-	-	-	-	-	-	-	-	-	-	6	100%	6	
		2016	2	1	1	1	-	2	2	-	1	6	3	1	3	3	▲	20
	General Civil - Level 1	2017	-	-	-	-	-	-	-	-	-	-	-	-	0	0	0	0
		2016	-	-	-	1	-	1	-	-	-	-	-	-	0	0	↔	2
	General Civil - Level 2	2017	10	-	-	-	-	-	-	-	-	-	-	-	10	233%	10	
		2016	-	3	3	1	-	5	2	7	8	4	4	2	3	3	▲	39
	General Civil - Level 3	2017	-	2	-	-	-	-	-	-	-	-	-	-	2	100%	2	
		2016	1	-	1	3	-	3	1	4	1	4	1	-	1	1	▲	19
Probates/Wills and Trusts - Level	2017	-	-	-	-	-	-	-	-	-	-	-	-	0	0	0	0	
	2016	-	-	1	-	-	1	-	-	-	-	-	-	0	0	↔	2	
Probates/Wills and Trusts - Level	2017	-	-	-	-	-	-	-	-	-	-	-	-	0	0	0	0	
	2016	-	-	1	-	-	-	-	-	-	-	1	2	0	0	↔	4	
Uncontested Divorce	2017	2	4	-	-	-	-	-	-	-	-	-	-	6	-25%	6		
	2016	2	6	3	2	4	8	4	2	2	2	4	3	8	8	▼	42	
Criminal	Misdemeanor	2017	2	9	-	-	-	-	-	-	-	-	-	-	11	-15%	11	
		2016	4	9	6	7	12	12	14	18	12	12	10	18	13	13	▼	134
	Non-Capital Felonies and	2017	11	51	-	-	-	-	-	-	-	-	-	-	62	94%	62	
		2016	9	23	48	30	9	24	13	15	18	19	11	39	32	32	▲	258
	Other Criminally Related Matters	2017	1	9	-	-	-	-	-	-	-	-	-	-	10	150%	10	
2016		2	2	-	2	-	2	9	3	2	1	5	2	4	4	▲	30	
	Miscellaneous	2017	47	46	-	-	-	-	-	-	-	-	-	-	93	-37%	93	
		2016	81	67	49	42	47	50	56	35	51	42	60	57	148	148	▼	637
	Other	2017	-	1	-	-	-	-	-	-	-	-	-	-	1	1	1	
		2016	-	-	-	-	-	-	-	-	-	-	-	-	0	0	↔	0


January 2016 -- February 2017 Filings

Dashboard

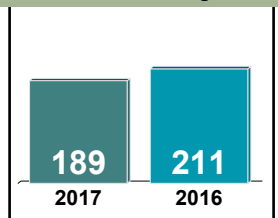
Court: Goochland Circuit
Start/End Date: Jan-16 / Feb-17
2016 Average Month: 90
Jan-Feb 2016: 211
Filings Trending: ▼

Circuit/Court ID: 16
216075
Type of Case: Filings
2017 Average Month: 95
Jan-Feb 2017 : 189
Overall AVG. Month: 91

Monthly Filings Summary



Jan --- Feb Filings



Filings by Division

		Jan	Feb	Mar	Apr	May	Jun	Jul	Aug	Sep	Oct	Nov	Dec	Thru Feb	% Change	Total
Total	2017	83	106	-	-	-	-	-	-	-	-	-	-	189	-10%	189
	2016	118	93	94	93	80	89	94	91	62	93	103	69	211	▼	1,079
Civil	2017	18	15	-	-	-	-	-	-	-	-	-	-	33	-3%	33
	2016	17	17	24	13	14	13	15	17	15	17	13	11	34	▼	186
Criminal	2017	17	28	-	-	-	-	-	-	-	-	-	-	45	7%	45
	2016	31	11	18	34	25	30	17	10	14	23	34	22	42	▲	269
Miscellaneous	2017	46	61	-	-	-	-	-	-	-	-	-	-	107	-20%	107
	2016	69	65	49	44	40	44	59	63	30	52	55	36	134	▼	606
Other	2017	2	2	-	-	-	-	-	-	-	-	-	-	4	300%	4
	2016	1	-	3	2	1	2	3	1	3	1	1	-	1	▲	18

Filings by Division & Case Category

		Jan	Feb	Mar	Apr	May	Jun	Jul	Aug	Sep	Oct	Nov	Dec	Thru Feb	% Change	Total
Civil	Contested Divorce	2017	3	4	-	-	-	-	-	-	-	-	-	7	600%	7
		2016	1	-	3	2	-	2	3	-	4	-	1	1	▲	16
	Domestic and Family - Level 1	2017	-	-	-	-	-	-	-	-	-	-	-	0	-100%	0
		2016	1	1	-	-	-	-	1	-	-	-	-	2	▼	3
	Domestic and Family - Level 2	2017	1	1	-	-	-	-	-	-	-	-	-	2	0%	2
		2016	2	-	-	-	1	-	1	1	1	-	-	2	↔	6
	General Civil - Level 1	2017	-	-	-	-	-	-	-	-	-	-	-	0	0	0
		2016	-	-	1	-	-	-	-	-	-	-	-	0	↔	1
	General Civil - Level 2	2017	4	2	-	-	-	-	-	-	-	-	-	6	-25%	6
		2016	3	5	7	1	5	2	3	2	4	6	5	8	▼	46
	General Civil - Level 3	2017	8	6	-	-	-	-	-	-	-	-	-	14	27%	14
		2016	6	5	6	7	3	4	2	8	5	8	2	11	▲	58
Criminal	Probates/Wills and Trusts - Level	2017	1	-	-	-	-	-	-	-	-	-	-	1	1	1
		2016	-	-	-	-	-	-	-	-	-	-	-	0	↔	0
	Probates/Wills and Trusts - Level	2017	-	-	-	-	-	-	-	-	-	-	-	0	0	0
		2016	-	-	1	-	2	-	-	-	1	-	-	0	↔	4
	Uncontested Divorce	2017	1	2	-	-	-	-	-	-	-	-	-	3	-70%	3
		2016	4	6	6	3	3	5	6	6	2	3	5	10	▼	52
	Capital Murder	2017	1	-	-	-	-	-	-	-	-	-	-	1	1	1
		2016	-	-	-	-	-	-	-	-	-	-	-	0	↔	0
	Misdemeanor	2017	6	6	-	-	-	-	-	-	-	-	-	12	-8%	12
		2016	9	4	8	10	13	7	9	7	6	3	16	13	▼	99
	Non-Capital Felonies and	2017	9	22	-	-	-	-	-	-	-	-	-	31	35%	31
		2016	17	6	8	19	8	20	3	2	7	16	15	23	▲	134
Miscellaneous	Other Criminally Related Matters	2017	1	-	-	-	-	-	-	-	-	-	-	1	-83%	1
		2016	5	1	2	5	4	3	5	1	1	4	3	6	▼	36
Other	Miscellaneous	2017	46	61	-	-	-	-	-	-	-	-	-	107	-20%	107
		2016	69	65	49	44	40	44	59	63	30	52	55	134	▼	606
Other		2017	2	2	-	-	-	-	-	-	-	-	-	4	300%	4
		2016	1	-	3	2	1	2	3	1	3	1	1	1	▲	18

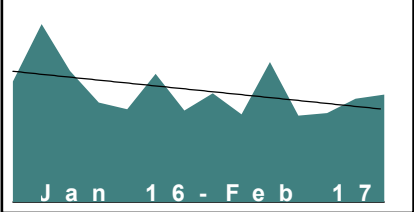
January 2016 -- February 2017 Filings

Dashboard

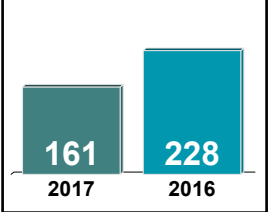
Court: Greene Circuit
Start/End Date: Jan-16 / Feb-17
2016 Average Month: 86
Jan-Feb 2016: 228
Filings Trending: ▼

Circuit/Court ID: 16
216079
Type of Case: Filings
2017 Average Month: 81
Jan-Feb 2017 : 161
Overall AVG. Month: 85

Monthly Filings Summary



Jan --- Feb Filings



Filings by Division																
		Jan	Feb	Mar	Apr	May	Jun	Jul	Aug	Sep	Oct	Nov	Dec	Thru Feb	% Change	Total
Total	2017	79	82	-	-	-	-	-	-	-	-	-	-	161	-29%	161
	2016	92	136	100	76	71	98	70	83	67	107	66	68	228	▼	1,034
Civil	2017	12	6	-	-	-	-	-	-	-	-	-	-	18	-10%	18
	2016	8	12	8	8	16	10	5	15	7	13	4	9	20	▼	115
Criminal	2017	34	20	-	-	-	-	-	-	-	-	-	-	54	-18%	54
	2016	30	36	27	32	20	38	19	21	19	38	10	16	66	▼	306
Miscellaneous	2017	32	54	-	-	-	-	-	-	-	-	-	-	86	-35%	86
	2016	52	80	62	32	33	43	44	42	36	50	49	40	132	▼	563
Other	2017	1	2	-	-	-	-	-	-	-	-	-	-	3	-70%	3
	2016	2	8	3	4	2	7	2	5	5	6	3	3	10	▼	50

Filings by Division & Case Category																
		Jan	Feb	Mar	Apr	May	Jun	Jul	Aug	Sep	Oct	Nov	Dec	Thru Feb	% Change	Total
Civil	Administrative Law	2017	2	-	-	-	-	-	-	-	-	-	-	2	2	2
		2016	-	-	-	-	1	-	-	-	-	-	-	0	↔	1
	Contested Divorce	2017	-	1	-	-	-	-	-	-	-	-	-	1	-50%	1
		2016	1	1	-	-	5	-	2	1	4	-	2	2	▼	17
	Domestic and Family - Level 1	2017	2	-	-	-	-	-	-	-	-	-	-	2	0%	2
		2016	1	1	-	-	2	3	2	2	1	-	-	2	↔	14
	Domestic and Family - Level 2	2017	1	-	-	-	-	-	-	-	-	-	-	1	0%	1
		2016	-	1	-	-	1	-	3	-	2	-	-	1	↔	8
	General Civil - Level 2	2017	-	1	-	-	-	-	-	-	-	-	-	1	-83%	1
		2016	3	3	3	2	3	-	2	2	1	2	-	6	▼	24
	General Civil - Level 3	2017	4	2	-	-	-	-	-	-	-	-	-	6	200%	6
		2016	-	2	1	3	1	-	1	1	1	-	1	2	▲	12
Criminal	Probates/Wills and Trusts - Level	2017	-	-	-	-	-	-	-	-	-	-	-	0	0	0
		2016	-	-	-	-	-	-	-	-	1	-	-	0	↔	1
	Probates/Wills and Trusts - Level	2017	-	1	-	-	-	-	-	-	-	-	-	1	0%	1
		2016	-	1	-	-	1	-	-	-	-	-	-	1	↔	2
	Uncontested Divorce	2017	3	1	-	-	-	-	-	-	-	-	-	4	-33%	4
		2016	3	3	4	3	4	1	-	6	1	3	2	6	▼	36
	Misdemeanor	2017	5	3	-	-	-	-	-	-	-	-	-	8	0%	8
		2016	3	5	8	10	2	6	3	1	10	-	6	8	↔	60
	Non-Capital Felonies and	2017	27	17	-	-	-	-	-	-	-	-	-	44	-20%	44
		2016	26	29	19	22	17	29	11	16	17	9	10	55	▼	232
	Other Criminally Related Matters	2017	2	-	-	-	-	-	-	-	-	-	-	2	-33%	2
		2016	1	2	-	-	1	3	2	2	1	1	-	3	▼	14
Miscellaneous	2017	32	54	-	-	-	-	-	-	-	-	-	-	86	-35%	86
	2016	52	80	62	32	33	43	44	42	36	50	49	40	132	▼	563
Other	2017	1	2	-	-	-	-	-	-	-	-	-	-	3	-70%	3
	2016	2	8	3	4	2	7	2	5	5	6	3	3	10	▼	50

January 2016 -- February 2017 Filings

Dashboard

Court: Louisiana Circuit

Circuit/Court ID: 16

Start/End Date: Jan-16 / Feb-17

216109

2016 Average Month: 182

Type of Case: Filings

Jan-Feb 2016: 446

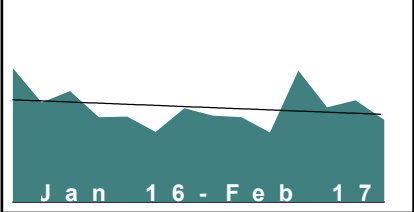
2017 Average Month: 176

Jan-Feb 2017 : 351

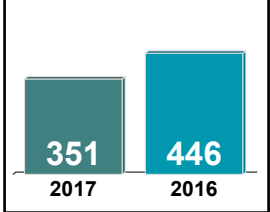
Filings Trending: ▼

Overall AVG. Month: 181

Monthly Filings Summary



Jan --- Feb Filings



Filings by Division																
		Jan	Feb	Mar	Apr	May	Jun	Jul	Aug	Sep	Oct	Nov	Dec	Thru Feb	% Change	Total
Total	2017	194	157	-	-	-	-	-	-	-	-	-	-	351	-21%	351
	2016	256	190	212	162	163	134	179	165	162	133	251	181	446	▼	2,188
Civil	2017	21	18	-	-	-	-	-	-	-	-	-	-	39	-29%	39
	2016	19	36	25	16	18	11	29	34	30	18	27	27	55	▼	290
Criminal	2017	78	37	-	-	-	-	-	-	-	-	-	-	115	-22%	115
	2016	112	35	70	41	51	44	68	58	56	20	136	75	147	▼	766
Miscellaneous	2017	73	83	-	-	-	-	-	-	-	-	-	-	156	-24%	156
	2016	102	102	99	85	69	60	70	61	61	81	75	64	204	▼	929
Other	2017	22	19	-	-	-	-	-	-	-	-	-	-	41	3%	41
	2016	23	17	18	20	25	19	12	12	15	14	13	15	40	▲	203

Filings by Division & Case Category																
		Jan	Feb	Mar	Apr	May	Jun	Jul	Aug	Sep	Oct	Nov	Dec	Thru Feb	% Change	Total
Civil	Administrative Law	2017	-	-	-	-	-	-	-	-	-	-	-	0	0	0
		2016	-	-	2	-	-	-	-	-	-	-	1	0	↔	3
	Contested Divorce	2017	3	3	-	-	-	-	-	-	-	-	-	6	20%	6
		2016	1	4	4	5	2	1	5	2	8	3	6	5	▲	46
	Domestic and Family - Level 1	2017	-	-	-	-	-	-	-	-	-	-	-	0	-100%	0
		2016	-	1	-	1	-	2	-	2	1	-	-	1	▼	7
	Domestic and Family - Level 2	2017	-	-	-	-	-	-	-	-	-	-	-	0	0	0
		2016	-	-	1	-	1	2	3	-	-	1	1	0	↔	10
	General Civil - Level 1	2017	-	-	-	-	-	-	-	-	-	-	-	0	-100%	0
		2016	-	1	-	-	-	-	-	-	-	2	-	1	▼	3
	General Civil - Level 2	2017	11	2	-	-	-	-	-	-	-	-	-	13	63%	13
		2016	5	3	5	3	5	2	6	4	9	6	3	8	▲	57
Criminal	General Civil - Level 3	2017	1	6	-	-	-	-	-	-	-	-	-	7	-63%	7
		2016	6	13	2	-	3	1	11	14	5	2	8	19	▼	74
	Probates/Wills and Trusts - Level	2017	-	-	-	-	-	-	-	-	-	-	-	0	-100%	0
		2016	1	2	-	-	2	2	-	1	2	-	1	3	▼	11
	Uncontested Divorce	2017	6	7	-	-	-	-	-	-	-	-	-	13	-28%	13
		2016	6	12	11	7	5	2	5	9	6	5	4	18	▼	79
	Capital Murder	2017	2	-	-	-	-	-	-	-	-	-	-	2	2	2
		2016	-	-	-	-	-	-	-	-	-	-	-	0	↔	0
	Misdemeanor	2017	19	24	-	-	-	-	-	-	-	-	-	43	26%	43
		2016	27	7	28	16	22	21	30	19	20	7	26	34	▲	256
	Non-Capital Felonies and	2017	57	10	-	-	-	-	-	-	-	-	-	67	-39%	67
		2016	82	28	38	23	28	17	36	38	31	8	110	110	▼	479
Miscellaneous	Other Criminally Related Matters	2017	-	3	-	-	-	-	-	-	-	-	-	3	0%	3
		2016	3	-	4	2	1	6	2	1	5	-	2	3	↔	31
Other	Miscellaneous	2017	73	83	-	-	-	-	-	-	-	-	-	156	-24%	156
		2016	102	102	99	85	69	60	70	61	61	81	75	204	▼	929
Other	Other	2017	22	19	-	-	-	-	-	-	-	-	-	41	3%	41
		2016	23	17	18	20	25	19	12	12	15	14	13	40	▲	203

January 2016 -- February 2017 Filings

Dashboard

Court: Madison Circuit

Circuit/Court ID: 16

Start/End Date: Jan-16 / Feb-17

216113

2016 Average Month: 66

Type of Case: Filings

Jan-Feb 2016: 141

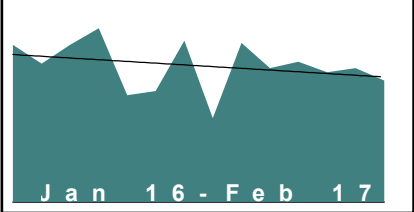
2017 Average Month:61

Filings Trending: ▼

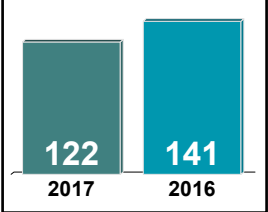
Jan-Feb 2017 : 122

Overall AVG. Month: 65

Monthly Filings Summary



Jan --- Feb Filings



Filings by Division																
		Jan	Feb	Mar	Apr	May	Jun	Jul	Aug	Sep	Oct	Nov	Dec	Thru Feb	% Change	Total
Total	2017	64	58	-	-	-	-	-	-	-	-	-	-	122	-13%	122
	2016	75	66	75	83	51	53	77	40	76	64	67	62	141	▼	789
Civil	2017	2	5	-	-	-	-	-	-	-	-	-	-	7	17%	7
	2016	5	1	10	10	8	8	2	8	7	4	7	7	6	▲	77
Criminal	2017	27	27	-	-	-	-	-	-	-	-	-	-	54	59%	54
	2016	13	21	14	17	8	17	20	16	27	36	24	19	34	▲	232
Miscellaneous	2017	25	19	-	-	-	-	-	-	-	-	-	-	44	-43%	44
	2016	45	32	43	46	29	19	41	11	32	15	27	25	77	▼	365
Other	2017	10	7	-	-	-	-	-	-	-	-	-	-	17	-29%	17
	2016	12	12	8	10	6	9	14	5	10	9	9	11	24	▼	115

Filings by Division & Case Category																
		Jan	Feb	Mar	Apr	May	Jun	Jul	Aug	Sep	Oct	Nov	Dec	Thru Feb	% Change	Total
Civil	Contested Divorce	2017	1	1	-	-	-	-	-	-	-	-	-	2	2	2
		2016	-	-	-	2	1	2	-	1	1	-	1	0	↔	8
	Domestic and Family - Level 1	2017	-	-	-	-	-	-	-	-	-	-	-	0	0	0
		2016	-	-	-	1	-	-	2	-	1	-	-	0	↔	4
	Domestic and Family - Level 2	2017	-	-	-	-	-	-	-	-	-	-	-	0	-100%	0
		2016	1	-	1	1	1	-	-	1	-	1	-	1	▼	6
	General Civil - Level 2	2017	-	3	-	-	-	-	-	-	-	-	-	3	200%	3
		2016	1	-	1	3	1	2	-	1	3	1	3	1	▲	19
	General Civil - Level 3	2017	-	-	-	-	-	-	-	-	-	-	-	0	-100%	0
		2016	1	-	1	-	-	1	1	-	-	1	1	1	▼	6
Criminal	Probates/Wills and Trusts - Level	2017	-	1	-	-	-	-	-	-	-	-	-	1	1	1
		2016	-	-	-	1	-	-	-	-	-	-	-	0	↔	1
	Probates/Wills and Trusts - Level	2017	-	-	-	-	-	-	-	-	-	-	-	0	-100%	0
		2016	1	-	1	-	1	-	-	-	-	2	-	1	▼	6
	Uncontested Divorce	2017	1	-	-	-	-	-	-	-	-	-	-	1	-50%	1
		2016	1	1	6	2	4	4	-	3	2	-	2	2	▼	27
	Misdemeanor	2017	6	11	-	-	-	-	-	-	-	-	-	17	70%	17
		2016	4	6	3	6	2	4	9	5	9	2	12	10	▲	65
	Non-Capital Felonies and	2017	20	15	-	-	-	-	-	-	-	-	-	35	52%	35
		2016	9	14	10	10	6	13	10	9	18	31	10	23	▲	154
Other	Other Criminally Related Matters	2017	1	1	-	-	-	-	-	-	-	-	-	2	100%	2
		2016	-	1	1	1	-	1	2	-	3	2	2	1	▲	13
Miscellaneous		2017	25	19	-	-	-	-	-	-	-	-	-	44	-43%	44
		2016	45	32	43	46	29	19	41	11	32	15	27	77	▼	365
Other		2017	10	7	-	-	-	-	-	-	-	-	-	17	-29%	17
		2016	12	12	8	10	6	9	14	5	10	9	9	11	▼	115

January 2016 -- February 2017 Filings

Dashboard

Court: Orange Circuit

Circuit/Court ID: 16

Start/End Date: Jan-16 / Feb-17

216137

2016 Average Month: 173

Type of Case: Filings

Jan-Feb 2016: 367

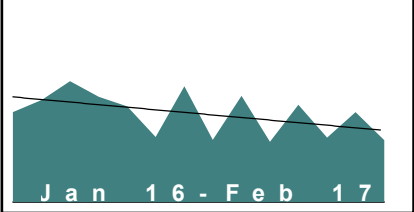
2017 Average Month:145

Filings Trending: ▼

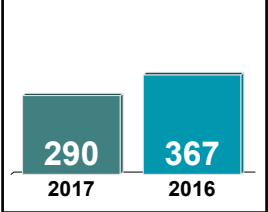
Jan-Feb 2017 : 290

Overall AVG. Month: 169

Monthly Filings Summary



Jan --- Feb Filings



Filings by Division																
		Jan	Feb	Mar	Apr	May	Jun	Jul	Aug	Sep	Oct	Nov	Dec	Thru Feb	% Change	Total
Total	2017	172	118	-	-	-	-	-	-	-	-	-	-	290	-21%	290
	2016	172	195	231	201	183	124	221	119	203	115	186	123	367	▼	2,073
Civil	2017	19	22	-	-	-	-	-	-	-	-	-	-	41	11%	41
	2016	19	18	16	20	23	18	16	23	23	11	21	21	37	▲	229
Criminal	2017	79	32	-	-	-	-	-	-	-	-	-	-	111	-5%	111
	2016	66	51	93	116	95	36	131	22	96	21	75	30	117	▼	832
Miscellaneous	2017	71	61	-	-	-	-	-	-	-	-	-	-	132	-36%	132
	2016	85	122	120	61	63	66	69	70	80	78	89	69	207	▼	972
Other	2017	3	3	-	-	-	-	-	-	-	-	-	-	6	0%	6
	2016	2	4	2	4	2	4	5	4	4	5	1	3	6	↔	40

Filings by Division & Case Category																	
			Jan	Feb	Mar	Apr	May	Jun	Jul	Aug	Sep	Oct	Nov	Dec	Thru Feb	% Change	Total
Civil	Administrative Law	2017	-	1	-	-	-	-	-	-	-	-	-	-	1	1	1
		2016	-	-	-	-	-	-	-	-	-	-	-	-	0	↔	0
	Contested Divorce	2017	-	2	-	-	-	-	-	-	-	-	-	-	2	-71%	2
		2016	3	4	7	4	3	2	2	3	4	1	5	3	7	▼	41
	Domestic and Family - Level 1	2017	-	1	-	-	-	-	-	-	-	-	-	-	1	-80%	1
		2016	-	5	1	-	1	1	1	3	3	1	-	-	5	▼	16
	Domestic and Family - Level 2	2017	1	-	-	-	-	-	-	-	-	-	-	-	1	0%	1
		2016	1	-	-	2	2	-	1	1	-	-	-	1	1	↔	8
	General Civil - Level 1	2017	-	2	-	-	-	-	-	-	-	-	-	-	2	100%	2
		2016	-	1	-	-	-	-	-	-	-	1	-	-	1	▲	2
	General Civil - Level 2	2017	4	2	-	-	-	-	-	-	-	-	-	-	6	20%	6
		2016	3	2	2	6	2	5	4	2	9	1	4	3	5	▲	43
General Civil - Level 3	2017	7	4	-	-	-	-	-	-	-	-	-	-	11	10%	11	
	2016	6	4	3	2	12	3	-	9	2	2	5	6	10	▲	54	
Probates/Wills and Trusts - Level	2017	-	-	-	-	-	-	-	-	-	-	-	-	0	-100%	0	
	2016	1	-	1	1	1	1	3	1	1	1	-	-	1	▼	11	
Uncontested Divorce	2017	7	10	-	-	-	-	-	-	-	-	-	-	17	143%	17	
	2016	5	2	2	5	2	6	5	4	4	4	7	8	7	▲	54	
Criminal	Capital Murder	2017	-	-	-	-	-	-	-	-	-	-	-	-	0	0	0
		2016	-	-	-	1	-	-	-	-	-	-	-	-	0	↔	1
	Misdemeanor	2017	20	4	-	-	-	-	-	-	-	-	-	-	24	9%	24
		2016	10	12	14	8	16	5	30	3	18	4	17	13	22	▲	150
	Non-Capital Felonies and	2017	55	27	-	-	-	-	-	-	-	-	-	-	82	-8%	82
		2016	51	38	78	107	75	28	101	19	77	16	52	15	89	▼	657
Other Criminally Related Matters	2017	4	1	-	-	-	-	-	-	-	-	-	-	5	-17%	5	
	2016	5	1	1	-	4	3	-	-	1	1	6	2	6	▼	24	
	Miscellaneous	2017	71	61	-	-	-	-	-	-	-	-	-	-	132	-36%	132
		2016	85	122	120	61	63	66	69	70	80	78	89	69	207	▼	972
	Other	2017	3	3	-	-	-	-	-	-	-	-	-	-	6	0%	6
		2016	2	4	2	4	2	4	5	4	4	5	1	3	6	↔	40

January 2016 -- February 2017 Filings

Dashboard

Court: Charlottesville Circuit

Circuit/Court ID: 16

Start/End Date: Jan-16 / Feb-17

216540

2016 Average Month: 127

Type of Case: Filings

Jan-Feb 2016: 262

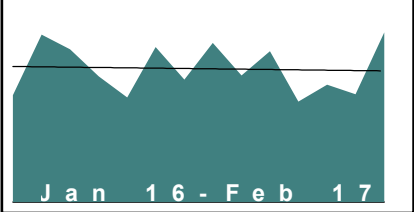
2017 Average Month:133

Filings Trending: ↔

Jan-Feb 2017 : 265

Overall AVG. Month: 127

Monthly Filings Summary



Jan --- Feb Filings

265

2017

262

2016

Filings by Division																
		Jan	Feb	Mar	Apr	May	Jun	Jul	Aug	Sep	Oct	Nov	Dec	Thru Feb	% Change	Total
Total	2017	103	162	-	-	-	-	-	-	-	-	-	-	265	1%	265
	2016	102	160	146	120	100	148	117	152	121	144	96	112	262	▲	1,518
Civil	2017	13	16	-	-	-	-	-	-	-	-	-	-	29	-6%	29
	2016	8	23	26	14	27	24	22	19	25	21	16	13	31	▼	238
Criminal	2017	65	108	-	-	-	-	-	-	-	-	-	-	173	7%	173
	2016	62	100	86	88	50	92	72	105	56	87	56	75	162	▲	929
Miscellaneous	2017	24	38	-	-	-	-	-	-	-	-	-	-	62	-7%	62
	2016	30	37	34	16	23	31	23	28	40	36	23	24	67	▼	345
Other	2017	1	-	-	-	-	-	-	-	-	-	-	-	1	-50%	1
	2016	2	-	-	2	-	1	-	-	-	-	1	-	2	▼	6

Filings by Division & Case Category																
		Jan	Feb	Mar	Apr	May	Jun	Jul	Aug	Sep	Oct	Nov	Dec	Thru Feb	% Change	Total
Civil	Administrative Law	2017	-	-	-	-	-	-	-	-	-	-	-	0	-100%	0
		2016	1	1	-	-	1	1	-	-	-	-	-	2	▼	4
	Contested Divorce	2017	3	-	-	-	-	-	-	-	-	-	-	3	3	3
		2016	-	-	1	2	1	1	-	3	1	2	-	0	↔	11
	Domestic and Family - Level 1	2017	-	-	-	-	-	-	-	-	-	-	-	0	-100%	0
		2016	1	1	2	-	2	3	-	2	-	-	-	2	▼	12
	Domestic and Family - Level 2	2017	1	1	-	-	-	-	-	-	-	-	-	2	-33%	2
		2016	1	2	3	3	5	3	-	5	4	-	1	3	▼	30
	General Civil - Level 1	2017	1	-	-	-	-	-	-	-	-	-	-	1	-67%	1
		2016	1	2	1	1	2	1	1	-	-	-	1	3	▼	11
	General Civil - Level 2	2017	4	7	-	-	-	-	-	-	-	-	-	11	10%	11
		2016	3	7	5	3	8	9	13	4	8	8	4	10	▲	77
Criminal	General Civil - Level 3	2017	3	2	-	-	-	-	-	-	-	-	-	5	150%	5
		2016	1	1	10	4	6	-	3	7	4	4	2	2	▲	44
	Probates/Wills and Trusts - Level	2017	-	2	-	-	-	-	-	-	-	-	-	2	2	2
		2016	-	-	1	1	1	-	1	1	1	-	1	0	↔	8
	Uncontested Divorce	2017	1	4	-	-	-	-	-	-	-	-	-	5	-44%	5
		2016	-	9	3	-	3	7	5	2	3	2	4	9	▼	41
	Capital Murder	2017	-	1	-	-	-	-	-	-	-	-	-	1	1	1
		2016	-	-	-	-	-	-	-	-	-	-	-	0	↔	0
	Misdemeanor	2017	15	14	-	-	-	-	-	-	-	-	-	29	-29%	29
		2016	19	22	22	24	11	26	21	29	17	25	20	41	▼	255
	Non-Capital Felonies and	2017	47	91	-	-	-	-	-	-	-	-	-	138	18%	138
		2016	41	76	60	58	36	62	48	73	35	60	54	117	▲	639
Miscellaneous	Other Criminally Related Matters	2017	3	2	-	-	-	-	-	-	-	-	-	5	25%	5
		2016	2	2	4	6	3	4	3	4	2	-	2	4	▲	35
Other	Miscellaneous	2017	24	38	-	-	-	-	-	-	-	-	-	62	-7%	62
		2016	30	37	34	16	23	31	23	28	40	23	24	67	▼	345
Other	Other	2017	1	-	-	-	-	-	-	-	-	-	-	1	-50%	1
		2016	2	-	-	2	-	1	-	-	-	1	-	2	▼	6

January 2016 -- February 2017 Filings

Dashboard

Court: Arlington Circuit

Circuit/Court ID: 17

Start/End Date: Jan-16 / Feb-17

Circuit/Court ID: 217013

2016 Average Month: 893

Type of Case: Filings

Jan-Feb 2016: 1,656

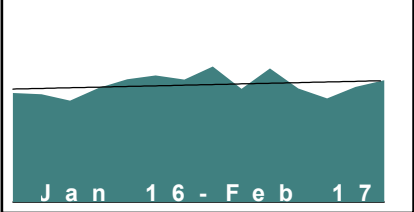
2017 Average Month: 906

Jan-Feb 2017 : 1,811

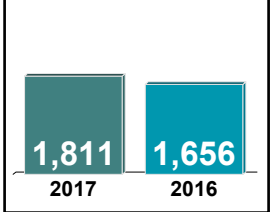
Filings Trending: ▲

Overall AVG. Month: 895

Monthly Filings Summary



Jan --- Feb Filings



Filings by Division																
		Jan	Feb	Mar	Apr	May	Jun	Jul	Aug	Sep	Oct	Nov	Dec	Thru Feb	% Change	Total
Total	2017	880	931	-	-	-	-	-	-	-	-	-	-	1,811	9%	1,811
	2016	832	824	774	873	937	966	935	1,036	864	1,021	867	792	1,656	▲	10,721
Civil	2017	136	127	-	-	-	-	-	-	-	-	-	-	263	21%	263
	2016	87	130	130	111	122	135	118	149	104	125	150	132	217	▲	1,493
Criminal	2017	377	420	-	-	-	-	-	-	-	-	-	-	797	24%	797
	2016	264	380	313	403	468	485	444	507	428	537	368	345	644	▲	4,942
Miscellaneous	2017	182	191	-	-	-	-	-	-	-	-	-	-	373	2%	373
	2016	181	185	176	138	141	172	196	182	156	157	168	171	366	▲	2,023
Other	2017	185	193	-	-	-	-	-	-	-	-	-	-	378	-12%	378
	2016	300	129	155	221	206	174	177	198	176	202	181	144	429	▼	2,263

Filings by Division & Case Category																	
			Jan	Feb	Mar	Apr	May	Jun	Jul	Aug	Sep	Oct	Nov	Dec	Thru Feb	% Change	Total
Civil	Administrative Law	2017	1	-	-	-	-	-	-	-	-	-	-	-	1	-75%	1
		2016	-	4	2	2	3	-	2	1	1	5	2	-	4	▼	22
	Contested Divorce	2017	13	18	-	-	-	-	-	-	-	-	-	-	31	0%	31
		2016	12	19	21	19	31	24	23	20	18	16	24	17	31	↔	244
	Domestic and Family - Level 1	2017	1	1	-	-	-	-	-	-	-	-	-	-	2	-50%	2
		2016	4	-	4	7	5	2	1	4	1	-	4	2	4	▼	34
	Domestic and Family - Level 2	2017	2	12	-	-	-	-	-	-	-	-	-	-	14	0%	14
		2016	5	9	3	5	5	3	7	5	7	15	6	4	14	↔	74
	General Civil - Level 1	2017	4	3	-	-	-	-	-	-	-	-	-	-	7	17%	7
		2016	3	3	2	5	3	3	2	3	1	1	-	2	6	▲	28
	General Civil - Level 2	2017	66	51	-	-	-	-	-	-	-	-	-	-	117	36%	117
		2016	28	58	43	32	41	57	44	58	36	47	72	54	86	▲	570
	General Civil - Level 3	2017	12	8	-	-	-	-	-	-	-	-	-	-	20	82%	20
		2016	3	8	13	13	4	10	11	24	6	9	11	13	11	▲	125
Probates/Wills and Trusts - Level	2017	3	-	-	-	-	-	-	-	-	-	-	-	3	-40%	3	
	2016	4	1	4	2	2	1	1	-	1	-	1	3	5	▼	20	
Probates/Wills and Trusts - Level	2017	14	11	-	-	-	-	-	-	-	-	-	-	25	32%	25	
	2016	8	11	13	8	10	9	9	11	11	9	5	13	19	▲	117	
Uncontested Divorce	2017	20	23	-	-	-	-	-	-	-	-	-	-	43	16%	43	
	2016	20	17	25	18	18	26	18	23	22	23	25	24	37	▲	259	
Criminal	Misdemeanor	2017	72	66	-	-	-	-	-	-	-	-	-	-	138	13%	138
		2016	58	64	57	69	78	98	72	110	102	85	58	69	122	▲	920
	Non-Capital Felonies and	2017	269	291	-	-	-	-	-	-	-	-	-	-	560	35%	560
		2016	163	253	186	278	339	332	322	336	295	408	268	240	416	▲	3,420
	Other Criminally Related Matters	2017	36	63	-	-	-	-	-	-	-	-	-	-	99	-7%	99
		2016	43	63	70	56	51	55	50	61	31	44	42	36	106	▼	602
Other	Miscellaneous	2017	182	191	-	-	-	-	-	-	-	-	-	-	373	2%	373
		2016	181	185	176	138	141	172	196	182	156	157	168	171	366	▲	2,023
	Other	2017	185	193	-	-	-	-	-	-	-	-	-	-	378	-12%	378
	2016	300	129	155	221	206	174	177	198	176	202	181	144	429	▼	2,263	

January 2016 -- February 2017 Filings

Dashboard

Court: Fauquier Circuit

Start/End Date: Jan-16 / Feb-17

2016 Average Month: 305

Jan-Feb 2016: 750

Filings Trending: ▼

Circuit/Court ID: 20

220061

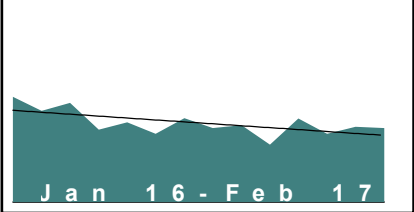
Type of Case: Filings

2017 Average Month:285

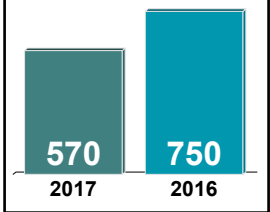
Jan-Feb 2017 : 570

Overall AVG. Month: 303

Monthly Filings Summary



Jan --- Feb Filings



Filings by Division																
		Jan	Feb	Mar	Apr	May	Jun	Jul	Aug	Sep	Oct	Nov	Dec	Thru Feb	% Change	Total
Total	2017	287	283	-	-	-	-	-	-	-	-	-	-	570	-24%	570
	2016	402	348	379	276	304	261	320	283	293	219	319	261	750	▼	3,665
Civil	2017	29	29	-	-	-	-	-	-	-	-	-	-	58	-26%	58
	2016	33	45	46	49	48	35	37	45	47	29	40	37	78	▼	491
Criminal	2017	66	77	-	-	-	-	-	-	-	-	-	-	143	-29%	143
	2016	126	75	131	66	117	63	114	78	85	55	90	82	201	▼	1,082
Miscellaneous	2017	161	143	-	-	-	-	-	-	-	-	-	-	304	-27%	304
	2016	206	209	175	125	106	100	135	120	117	119	167	117	415	▼	1,696
Other	2017	31	34	-	-	-	-	-	-	-	-	-	-	65	16%	65
	2016	37	19	27	36	33	63	34	40	44	16	22	25	56	▲	396

Filings by Division & Case Category																
		Jan	Feb	Mar	Apr	May	Jun	Jul	Aug	Sep	Oct	Nov	Dec	Thru Feb	% Change	Total
Civil	Administrative Law	2017	1	-	-	-	-	-	-	-	-	-	-	1	0%	1
		2016	-	1	-	-	-	-	-	2	-	1	-	1	↔	4
	Contested Divorce	2017	4	5	-	-	-	-	-	-	-	-	-	9	-10%	9
		2016	4	6	5	9	6	3	8	6	3	2	8	10	▼	62
	Domestic and Family - Level 1	2017	-	-	-	-	-	-	-	-	-	-	-	0	0	0
		2016	-	-	-	-	1	-	-	-	-	-	-	0	↔	1
	Domestic and Family - Level 2	2017	-	3	-	-	-	-	-	-	-	-	-	3	-57%	3
		2016	1	6	3	3	6	-	2	5	2	-	6	7	▼	41
	General Civil - Level 1	2017	-	-	-	-	-	-	-	-	-	-	-	0	-100%	0
		2016	1	2	3	-	1	1	1	2	1	1	-	3	▼	14
	General Civil - Level 2	2017	9	8	-	-	-	-	-	-	-	-	-	17	-29%	17
		2016	13	11	11	15	18	10	10	18	5	12	11	24	▼	152
	General Civil - Level 3	2017	3	4	-	-	-	-	-	-	-	-	-	7	0%	7
		2016	1	6	7	4	6	4	3	2	4	5	6	7	↔	52
Criminal	Probates/Wills and Trusts - Level	2017	-	-	-	-	-	-	-	-	-	-	-	0	-100%	0
		2016	1	-	-	-	-	1	-	-	-	-	1	1	▼	3
	Probates/Wills and Trusts - Level	2017	-	2	-	-	-	-	-	-	-	-	-	2	-33%	2
		2016	1	2	-	2	-	5	1	1	2	1	1	3	▼	16
	Uncontested Divorce	2017	12	7	-	-	-	-	-	-	-	-	-	19	-14%	19
		2016	11	11	17	16	10	12	11	13	15	14	5	22	▼	146
	Misdemeanor	2017	17	18	-	-	-	-	-	-	-	-	-	35	-10%	35
		2016	21	18	39	19	29	38	30	34	24	20	18	39	▼	316
	Non-Capital Felonies and	2017	47	57	-	-	-	-	-	-	-	-	-	104	-33%	104
		2016	101	54	87	42	80	31	70	42	48	30	67	155	▼	712
Miscellaneous	Other Criminally Related Matters	2017	2	2	-	-	-	-	-	-	-	-	-	4	-43%	4
		2016	4	3	5	5	8	6	6	3	1	3	4	7	▼	54
Other	Miscellaneous	2017	161	143	-	-	-	-	-	-	-	-	-	304	-27%	304
		2016	206	209	175	125	106	100	135	120	117	119	167	415	▼	1,696
Other	Other	2017	31	34	-	-	-	-	-	-	-	-	-	65	16%	65
		2016	37	19	27	36	33	63	34	40	44	16	22	56	▲	396


January 2016 -- February 2017 Filings

Dashboard

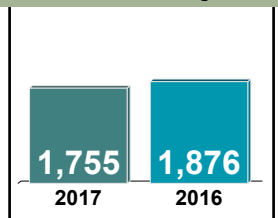
Court: Loudoun Circuit
Start/End Date: Jan-16 / Feb-17
2016 Average Month: 871
Jan-Feb 2016: 1,876
Filings Trending: ▼

Circuit/Court ID: 20
 220107
Type of Case: Filings
2017 Average Month: 878
Jan-Feb 2017 : 1,755
Overall AVG. Month: 872

Monthly Filings Summary



Jan --- Feb Filings



Filings by Division

		Jan	Feb	Mar	Apr	May	Jun	Jul	Aug	Sep	Oct	Nov	Dec	Thru Feb	% Change	Total
Total	2017	876	879	-	-	-	-	-	-	-	-	-	-	1,755	-6%	1,755
	2016	945	931	1,019	828	824	938	767	939	849	788	838	790	1,876	▼	10,456
Civil	2017	188	166	-	-	-	-	-	-	-	-	-	-	354	-3%	354
	2016	166	198	205	189	205	219	165	217	208	169	179	181	364	▼	2,301
Criminal	2017	188	250	-	-	-	-	-	-	-	-	-	-	438	19%	438
	2016	184	184	278	168	180	198	166	218	178	172	177	177	368	▲	2,280
Miscellaneous	2017	460	439	-	-	-	-	-	-	-	-	-	-	899	-17%	899
	2016	569	508	505	456	422	488	414	460	429	426	461	396	1,077	▼	5,534
Other	2017	40	24	-	-	-	-	-	-	-	-	-	-	64	-4%	64
	2016	26	41	31	15	17	33	22	44	34	21	21	36	67	▼	341

Filings by Division & Case Category

		Jan	Feb	Mar	Apr	May	Jun	Jul	Aug	Sep	Oct	Nov	Dec	Thru Feb	% Change	Total
Civil	Administrative Law	2017	1	-	-	-	-	-	-	-	-	-	-	1	-50%	1
		2016	1	1	-	1	1	-	4	1	2	4	1	2	▼	16
	Contested Divorce	2017	25	19	-	-	-	-	-	-	-	-	-	44	-4%	44
		2016	20	26	25	26	17	17	23	19	19	14	24	46	▼	250
	Domestic and Family - Level 1	2017	2	8	-	-	-	-	-	-	-	-	-	10	25%	10
		2016	1	7	8	8	6	8	7	6	15	6	8	8	▲	90
	Domestic and Family - Level 2	2017	14	10	-	-	-	-	-	-	-	-	-	24	71%	24
		2016	6	8	10	8	9	10	10	12	12	13	5	14	▲	112
	General Civil - Level 1	2017	1	3	-	-	-	-	-	-	-	-	-	4	33%	4
		2016	3	-	5	-	1	3	2	3	4	1	1	3	▲	28
	General Civil - Level 2	2017	41	40	-	-	-	-	-	-	-	-	-	81	-2%	81
		2016	35	48	45	49	57	45	50	57	42	46	39	83	▼	561
	General Civil - Level 3	2017	23	26	-	-	-	-	-	-	-	-	-	49	-40%	49
		2016	35	46	54	29	40	52	17	26	28	35	36	81	▼	421
Criminal	Probates/Wills and Trusts - Level	2017	-	-	-	-	-	-	-	-	-	-	-	0	0	0
		2016	-	-	1	-	1	1	-	3	1	-	1	0	↔	8
	Probates/Wills and Trusts - Level	2017	7	9	-	-	-	-	-	-	-	-	-	16	-6%	16
		2016	10	7	9	5	13	11	3	11	8	9	8	17	▼	109
	Uncontested Divorce	2017	74	51	-	-	-	-	-	-	-	-	-	125	14%	125
		2016	55	55	48	63	60	72	49	79	77	41	56	110	▲	706
	Misdemeanor	2017	37	49	-	-	-	-	-	-	-	-	-	86	28%	86
		2016	31	36	60	47	23	36	21	47	39	44	33	67	▲	451
	Non-Capital Felonies and	2017	108	164	-	-	-	-	-	-	-	-	-	272	33%	272
		2016	105	100	163	78	131	121	87	129	96	81	86	205	▲	1,274
	Other Criminally Related Matters	2017	43	37	-	-	-	-	-	-	-	-	-	80	-17%	80
		2016	48	48	55	43	26	41	58	42	43	47	58	96	▼	555
	Miscellaneous	2017	460	439	-	-	-	-	-	-	-	-	-	899	-17%	899
		2016	569	508	505	456	422	488	414	460	429	426	461	1,077	▼	5,534
Other	2017	40	24	-	-	-	-	-	-	-	-	-	-	64	-4%	64
	2016	26	41	31	15	17	33	22	44	34	21	21	36	67	▼	341

January 2016 -- February 2017 Filings

Dashboard

Court: Rappahannock Circuit

Circuit/Court ID: 20

Start/End Date: Jan-16 / Feb-17

220157

2016 Average Month: 38

Type of Case: Filings

Jan-Feb 2016: 88

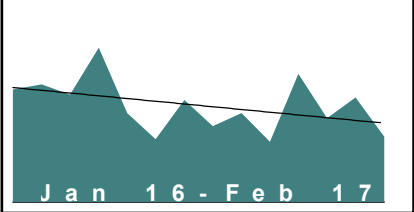
2017 Average Month:33

Filings Trending: ▼

Jan-Feb 2017 : 65

Overall AVG. Month: 37

Monthly Filings Summary



Jan --- Feb Filings

65

88

2017

2016

Filings by Division																
		Jan	Feb	Mar	Apr	May	Jun	Jul	Aug	Sep	Oct	Nov	Dec	Thru Feb	% Change	Total
Total	2017	40	25	-	-	-	-	-	-	-	-	-	-	65	-26%	65
	2016	43	45	41	59	34	24	39	29	34	23	49	32	88	▼	452
Civil	2017	8	2	-	-	-	-	-	-	-	-	-	-	10	25%	10
	2016	2	6	9	6	3	5	3	4	6	3	3	5	8	▲	55
Criminal	2017	7	2	-	-	-	-	-	-	-	-	-	-	9	-40%	9
	2016	11	4	3	37	6	1	5	3	3	-	21	6	15	▼	100
Miscellaneous	2017	17	15	-	-	-	-	-	-	-	-	-	-	32	-41%	32
	2016	24	30	19	9	17	8	16	15	19	15	17	16	54	▼	205
Other	2017	8	6	-	-	-	-	-	-	-	-	-	-	14	27%	14
	2016	6	5	10	7	8	10	15	7	6	5	8	5	11	▲	92

Filings by Division & Case Category																
		Jan	Feb	Mar	Apr	May	Jun	Jul	Aug	Sep	Oct	Nov	Dec	Thru Feb	% Change	Total
Civil	Administrative Law	2017	1	-	-	-	-	-	-	-	-	-	-	1	1	1
		2016	-	-	-	-	-	-	-	-	-	-	-	0	↔	0
	Contested Divorce	2017	3	-	-	-	-	-	-	-	-	-	-	3	50%	3
		2016	1	1	-	2	1	-	-	-	1	2	1	2	▲	9
	Domestic and Family - Level 1	2017	-	-	-	-	-	-	-	-	-	-	-	0	0	0
		2016	-	-	-	-	1	-	-	1	-	-	-	0	↔	2
	Domestic and Family - Level 2	2017	1	-	-	-	-	-	-	-	-	-	-	1	1	1
		2016	-	-	3	1	-	1	-	1	-	-	-	0	↔	7
	General Civil - Level 2	2017	1	1	-	-	-	-	-	-	-	-	-	2	0%	2
		2016	-	2	2	-	-	2	-	2	1	1	3	2	↔	15
Criminal	General Civil - Level 3	2017	-	-	-	-	-	-	-	-	-	-	-	0	-100%	0
		2016	-	2	1	2	-	1	-	2	-	-	-	2	▼	9
	Probates/Wills and Trusts - Level	2017	-	-	-	-	-	-	-	-	-	-	-	0	0	0
		2016	-	-	-	-	-	-	-	-	1	-	-	0	↔	1
	Uncontested Divorce	2017	2	1	-	-	-	-	-	-	-	-	-	3	50%	3
		2016	1	1	3	1	1	2	1	-	-	-	1	2	▲	12
	Misdemeanor	2017	6	1	-	-	-	-	-	-	-	-	-	7	40%	7
		2016	2	3	1	4	3	3	3	1	-	7	2	5	▲	29
	Non-Capital Felonies and	2017	-	1	-	-	-	-	-	-	-	-	-	1	-90%	1
		2016	9	1	2	33	2	1	2	-	2	12	3	10	▼	67
Miscellaneous	Other Criminally Related Matters	2017	1	-	-	-	-	-	-	-	-	-	-	1	1	1
		2016	-	-	-	-	1	-	-	-	-	2	1	0	↔	4
	Miscellaneous	2017	17	15	-	-	-	-	-	-	-	-	-	32	-41%	32
		2016	24	30	19	9	17	8	16	15	19	17	16	54	▼	205
	Other	2017	8	6	-	-	-	-	-	-	-	-	-	14	27%	14
		2016	6	5	10	7	8	10	15	7	6	5	8	11	▲	92

January 2016 -- February 2017 Filings

Dashboard

Court: Henry Circuit

Start/End Date: Jan-16 / Feb-17

2016 Average Month: 372

Jan-Feb 2016: 910

Filings Trending: ▼

Circuit/Court ID: 21

221089

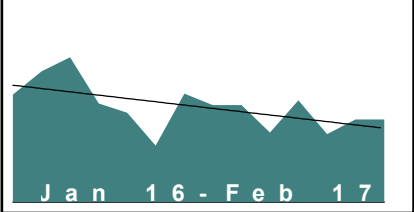
Type of Case: Filings

2017 Average Month:316

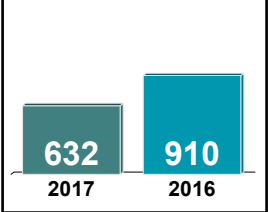
Jan-Feb 2017 : 632

Overall AVG. Month: 364

Monthly Filings Summary



Jan --- Feb Filings



Filings by Division																
		Jan	Feb	Mar	Apr	May	Jun	Jul	Aug	Sep	Oct	Nov	Dec	Thru Feb	% Change	Total
Total	2017	316	316	-	-	-	-	-	-	-	-	-	-	632	-31%	632
	2016	411	499	553	376	341	216	414	370	370	266	389	260	910	▼	4,465
Civil	2017	30	33	-	-	-	-	-	-	-	-	-	-	63	-34%	63
	2016	32	64	37	50	36	37	37	47	44	36	31	39	96	▼	490
Criminal	2017	157	174	-	-	-	-	-	-	-	-	-	-	331	-11%	331
	2016	172	198	333	103	179	93	178	179	174	101	245	127	370	▼	2,082
Miscellaneous	2017	113	94	-	-	-	-	-	-	-	-	-	-	207	-47%	207
	2016	190	200	156	206	106	67	167	114	116	110	95	82	390	▼	1,609
Other	2017	16	15	-	-	-	-	-	-	-	-	-	-	31	-43%	31
	2016	17	37	27	17	20	19	32	30	36	19	18	12	54	▼	284

Filings by Division & Case Category																
		Jan	Feb	Mar	Apr	May	Jun	Jul	Aug	Sep	Oct	Nov	Dec	Thru Feb	% Change	Total
Civil	Contested Divorce	2017	5	6	-	-	-	-	-	-	-	-	-	11	-31%	11
		2016	4	12	7	10	1	10	6	11	8	9	6	16	▼	92
	Domestic and Family - Level 1	2017	3	1	-	-	-	-	-	-	-	-	-	4	-33%	4
		2016	1	5	1	1	2	-	1	2	3	1	3	6	▼	20
	Domestic and Family - Level 2	2017	2	2	-	-	-	-	-	-	-	-	-	4	-50%	4
		2016	2	6	1	-	2	-	4	4	-	4	1	8	▼	28
	General Civil - Level 1	2017	-	-	-	-	-	-	-	-	-	-	-	0	0	0
		2016	-	-	-	-	-	-	1	2	-	-	-	0	↔	3
	General Civil - Level 2	2017	5	4	-	-	-	-	-	-	-	-	-	9	-36%	9
		2016	7	7	4	4	6	8	4	1	8	3	4	14	▼	60
	General Civil - Level 3	2017	6	8	-	-	-	-	-	-	-	-	-	14	-44%	14
		2016	9	16	5	6	3	4	5	5	6	5	2	25	▼	75
Criminal	Probates/Wills and Trusts - Level	2017	-	-	-	-	-	-	-	-	-	-	-	0	-100%	0
		2016	-	2	1	-	-	-	1	-	-	-	-	2	▼	4
	Probates/Wills and Trusts - Level	2017	1	-	-	-	-	-	-	-	-	-	-	1	-67%	1
		2016	1	2	1	7	2	2	7	5	3	1	4	3	▼	39
	Uncontested Divorce	2017	8	12	-	-	-	-	-	-	-	-	-	20	-9%	20
		2016	8	14	17	22	20	13	10	17	14	14	11	22	▼	169
	Misdemeanor	2017	44	41	-	-	-	-	-	-	-	-	-	85	-29%	85
		2016	44	75	49	30	53	33	30	69	37	36	50	119	▼	568
	Non-Capital Felonies and	2017	107	120	-	-	-	-	-	-	-	-	-	227	-4%	227
		2016	122	115	275	62	113	50	138	104	131	54	193	237	▼	1,416
	Other Criminally Related Matters	2017	6	13	-	-	-	-	-	-	-	-	-	19	36%	19
		2016	6	8	9	11	13	10	10	6	6	11	2	14	▲	98
Miscellaneous		2017	113	94	-	-	-	-	-	-	-	-	-	207	-47%	207
		2016	190	200	156	206	106	67	167	114	116	110	95	390	▼	1,609
Other		2017	16	15	-	-	-	-	-	-	-	-	-	31	-43%	31
		2016	17	37	27	17	20	19	32	30	36	19	18	54	▼	284

January 2016 -- February 2017 Filings

Dashboard

Court: Patrick Circuit

Circuit/Court ID: 21

Start/End Date: Jan-16 / Feb-17

221141

2016 Average Month: 161

Type of Case: Filings

Jan-Feb 2016: 342

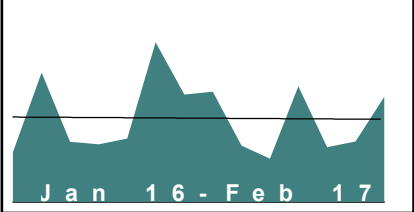
2017 Average Month:159

Filings Trending: ▼

Jan-Feb 2017 : 317

Overall AVG. Month: 160

Monthly Filings Summary



Jan --- Feb Filings

317

2017

342

2016

Filings by Division																
		Jan	Feb	Mar	Apr	May	Jun	Jul	Aug	Sep	Oct	Nov	Dec	Thru Feb	% Change	Total
Total	2017	116	201	-	-	-	-	-	-	-	-	-	-	317	-7%	317
	2016	95	247	115	110	121	305	205	211	108	83	221	105	342	▼	1,926
Civil	2017	14	14	-	-	-	-	-	-	-	-	-	-	28	-7%	28
	2016	13	17	13	13	14	8	12	10	10	17	14	11	30	▼	152
Criminal	2017	48	131	-	-	-	-	-	-	-	-	-	-	179	21%	179
	2016	46	102	50	63	55	244	117	136	56	21	153	50	148	▲	1,093
Miscellaneous	2017	53	56	-	-	-	-	-	-	-	-	-	-	109	-34%	109
	2016	36	128	52	34	52	53	74	65	42	44	54	44	164	▼	678
Other	2017	1	-	-	-	-	-	-	-	-	-	-	-	1	1	1
	2016	-	-	-	-	-	-	2	-	-	1	-	-	0	↔	3

Filings by Division & Case Category																
		Jan	Feb	Mar	Apr	May	Jun	Jul	Aug	Sep	Oct	Nov	Dec	Thru Feb	% Change	Total
Civil	Contested Divorce	2017	3	2	-	-	-	-	-	-	-	-	-	5	-29%	5
		2016	3	4	2	-	2	1	4	1	4	3	-	7	▼	25
	Domestic and Family - Level 1	2017	-	-	-	-	-	-	-	-	-	-	-	0	-100%	0
		2016	-	1	-	-	1	1	-	-	-	-	-	1	▼	3
	Domestic and Family - Level 2	2017	1	-	-	-	-	-	-	-	-	-	-	1	1	1
		2016	-	-	1	1	1	-	-	-	-	-	1	0	↔	4
	General Civil - Level 2	2017	2	-	-	-	-	-	-	-	-	-	-	2	0%	2
		2016	1	1	-	1	1	2	-	-	2	4	1	2	↔	14
	General Civil - Level 3	2017	1	6	-	-	-	-	-	-	-	-	-	7	0%	7
		2016	1	6	2	2	4	1	1	4	3	5	2	7	↔	32
Criminal	Probates/Wills and Trusts - Level	2017	2	-	-	-	-	-	-	-	-	-	-	2	2	2
		2016	-	-	1	1	-	3	1	3	2	1	-	0	↔	13
	Uncontested Divorce	2017	5	6	-	-	-	-	-	-	-	-	-	11	-15%	11
		2016	8	5	7	8	6	3	4	4	2	6	1	13	▼	61
	Capital Murder	2017	-	-	-	-	-	-	-	-	-	-	-	0	0	0
		2016	-	-	-	-	-	-	1	-	-	-	-	0	↔	1
	Misdemeanor	2017	16	50	-	-	-	-	-	-	-	-	-	66	94%	66
		2016	9	25	22	13	11	8	31	4	9	35	9	34	▲	191
	Non-Capital Felonies and	2017	25	57	-	-	-	-	-	-	-	-	-	82	-19%	82
		2016	35	66	28	33	43	229	108	86	52	12	88	101	▼	821
Miscellaneous	Other Criminally Related Matters	2017	7	24	-	-	-	-	-	-	-	-	-	31	138%	31
		2016	2	11	-	17	1	1	18	-	-	30	-	13	▲	80
Other	Miscellaneous	2017	53	56	-	-	-	-	-	-	-	-	-	109	-34%	109
		2016	36	128	52	34	52	53	74	65	42	44	54	164	▼	678
Other	Other	2017	1	-	-	-	-	-	-	-	-	-	-	1	1	1
		2016	-	-	-	-	-	2	-	-	1	-	-	0	↔	3

January 2016 -- February 2017 Filings

Dashboard

Court: Martinsville Circuit

Circuit/Court ID: 21

Start/End Date: Jan-16 / Feb-17

2016 Average Month: 123

Jan-Feb 2016: 349

Filings Trending: ▼

Circuit/Court ID: 21

221690

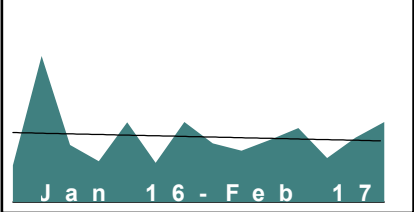
Type of Case: Filings

2017 Average Month:138

Jan-Feb 2017 : 276

Overall AVG. Month: 125

Monthly Filings Summary



Jan --- Feb Filings

276

349

2017

2016

Filings by Division																
		Jan	Feb	Mar	Apr	May	Jun	Jul	Aug	Sep	Oct	Nov	Dec	Thru Feb	% Change	Total
Total	2017	123	153	-	-	-	-	-	-	-	-	-	-	276	-21%	276
	2016	70	279	109	78	152	75	153	112	98	119	141	84	349	▼	1,470
Civil	2017	7	4	-	-	-	-	-	-	-	-	-	-	11	-42%	11
	2016	8	11	9	8	8	6	11	4	14	8	7	10	19	▼	104
Criminal	2017	44	109	-	-	-	-	-	-	-	-	-	-	153	-45%	153
	2016	36	242	70	45	123	50	120	78	65	80	107	49	278	▼	1,065
Miscellaneous	2017	13	18	-	-	-	-	-	-	-	-	-	-	31	24%	31
	2016	15	10	25	10	15	11	12	18	13	12	17	15	25	▲	173
Other	2017	59	22	-	-	-	-	-	-	-	-	-	-	81	200%	81
	2016	11	16	5	15	6	8	10	12	6	19	10	10	27	▲	128

Filings by Division & Case Category																
		Jan	Feb	Mar	Apr	May	Jun	Jul	Aug	Sep	Oct	Nov	Dec	Thru Feb	% Change	Total
Civil	Administrative Law	2017	-	-	-	-	-	-	-	-	-	-	-	0	0	0
		2016	-	-	-	-	-	-	-	1	-	-	-	0	↔	1
	Contested Divorce	2017	2	2	-	-	-	-	-	-	-	-	-	4	0%	4
		2016	2	2	4	-	2	1	2	-	2	-	1	4	↔	17
	Domestic and Family - Level 1	2017	-	-	-	-	-	-	-	-	-	-	-	0	0	0
		2016	-	-	-	-	-	-	-	-	-	-	1	0	↔	1
	Domestic and Family - Level 2	2017	-	-	-	-	-	-	-	-	-	-	-	0	-100%	0
		2016	-	1	-	-	-	1	-	-	-	1	1	1	▼	4
	General Civil - Level 1	2017	1	-	-	-	-	-	-	-	-	-	-	1	1	1
		2016	-	-	-	-	-	-	1	-	2	-	-	0	↔	3
	General Civil - Level 2	2017	3	1	-	-	-	-	-	-	-	-	-	4	33%	4
		2016	1	2	-	2	1	5	3	2	2	2	2	3	▲	23
Criminal	General Civil - Level 3	2017	1	1	-	-	-	-	-	-	-	-	-	2	-33%	2
		2016	1	2	1	2	1	1	-	1	3	1	2	3	▼	15
	Probates/Wills and Trusts - Level	2017	-	-	-	-	-	-	-	-	-	-	-	0	-100%	0
		2016	1	2	1	-	1	1	-	1	-	-	2	3	▼	9
	Uncontested Divorce	2017	-	-	-	-	-	-	-	-	-	-	-	0	-100%	0
		2016	3	2	3	4	3	3	-	7	1	2	1	5	▼	31
	Misdemeanor	2017	21	19	-	-	-	-	-	-	-	-	-	40	5%	40
		2016	9	29	16	9	18	7	16	31	17	23	21	38	▲	205
	Non-Capital Felonies and	2017	22	87	-	-	-	-	-	-	-	-	-	109	-53%	109
		2016	26	207	49	34	105	42	103	47	52	81	40	233	▼	832
	Other Criminally Related Matters	2017	1	3	-	-	-	-	-	-	-	-	-	4	-43%	4
		2016	1	6	5	2	-	1	1	-	5	5	-	7	▼	28
Miscellaneous		2017	13	18	-	-	-	-	-	-	-	-	-	31	24%	31
		2016	15	10	25	10	15	11	12	13	12	17	15	25	▲	173
Other		2017	59	22	-	-	-	-	-	-	-	-	-	81	200%	81
		2016	11	16	5	15	6	8	10	12	6	19	10	27	▲	128

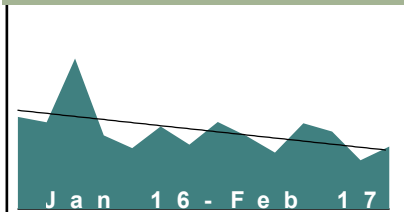
January 2016 -- February 2017 Filings

Dashboard

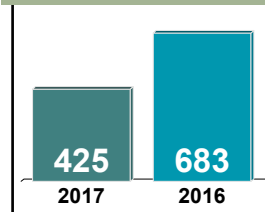
Court: Franklin County Circuit
Start/End Date: Jan-16 / Feb-17
2016 Average Month: 315
Jan-Feb 2016: 683
Filings Trending: ▼

Circuit/Court ID: 22
 222067
Type of Case: Filings
2017 Average Month: 213
Jan-Feb 2017 : 425
Overall AVG. Month: 301

Monthly Filings Summary



Jan --- Feb Filings



Filings by Division

		Jan	Feb	Mar	Apr	May	Jun	Jul	Aug	Sep	Oct	Nov	Dec	Thru Feb	% Change	Total
Total	2017	186	239	-	-	-	-	-	-	-	-	-	-	425	-38%	425
	2016	352	331	575	281	233	316	246	332	279	216	328	296	683	▼	3,785
Civil	2017	30	47	-	-	-	-	-	-	-	-	-	-	77	18%	77
	2016	32	33	37	48	38	37	28	41	39	33	33	30	65	▲	429
Criminal	2017	72	106	-	-	-	-	-	-	-	-	-	-	178	-33%	178
	2016	138	126	394	151	114	175	102	153	113	70	191	177	264	▼	1,904
Miscellaneous	2017	84	85	-	-	-	-	-	-	-	-	-	-	169	-52%	169
	2016	181	172	144	81	81	104	116	135	127	111	103	89	353	▼	1,444
Other	2017	-	1	-	-	-	-	-	-	-	-	-	-	1	0%	1
	2016	1	-	-	1	-	-	-	3	-	2	1	-	1	↔	8

Filings by Division & Case Category

		Jan	Feb	Mar	Apr	May	Jun	Jul	Aug	Sep	Oct	Nov	Dec	Thru Feb	% Change	Total
Civil	Administrative Law	2017	2	1	-	-	-	-	-	-	-	-	-	3	3	3
		2016	-	-	-	-	-	-	1	-	-	-	-	0	↔	1
	Contested Divorce	2017	6	8	-	-	-	-	-	-	-	-	-	14	8%	14
		2016	7	6	14	4	4	4	5	7	5	4	2	13	▲	65
	Domestic and Family - Level 1	2017	4	1	-	-	-	-	-	-	-	-	-	5	150%	5
		2016	1	1	1	4	3	3	2	1	3	1	6	2	▲	27
	Domestic and Family - Level 2	2017	-	1	-	-	-	-	-	-	-	-	-	1	-80%	1
		2016	3	2	2	4	-	2	1	7	-	1	1	5	▼	24
	General Civil - Level 1	2017	-	-	-	-	-	-	-	-	-	-	-	0	0	0
		2016	-	-	1	-	-	-	-	-	-	-	-	0	↔	1
	General Civil - Level 2	2017	6	13	-	-	-	-	-	-	-	-	-	19	138%	19
		2016	5	3	7	11	10	10	8	2	10	9	8	10	▲	93
	General Civil - Level 3	2017	3	10	-	-	-	-	-	-	-	-	-	13	225%	13
		2016	1	3	2	6	7	3	3	7	8	6	6	4	▲	59
Criminal	Probates/Wills and Trusts - Level	2017	-	-	-	-	-	-	-	-	-	-	-	0	0	0
		2016	-	-	-	-	-	-	1	1	-	-	-	0	↔	2
	Probates/Wills and Trusts - Level	2017	1	2	-	-	-	-	-	-	-	-	-	3	-40%	3
		2016	4	1	-	2	-	-	2	2	-	3	-	5	▼	14
	Uncontested Divorce	2017	8	11	-	-	-	-	-	-	-	-	-	19	-32%	19
		2016	11	17	10	17	14	15	9	13	11	10	9	28	▼	143
	Capital Murder	2017	-	-	-	-	-	-	-	-	-	-	-	0	0	0
		2016	-	-	-	-	-	-	-	-	-	1	-	0	↔	1
	Misdemeanor	2017	40	31	-	-	-	-	-	-	-	-	-	71	-27%	71
		2016	53	44	97	73	44	42	30	49	40	33	38	97	▼	580
Miscellaneous	Non-Capital Felonies and	2017	32	75	-	-	-	-	-	-	-	-	-	107	-32%	107
		2016	80	78	295	71	65	125	64	95	66	35	145	158	▼	1,258
	Other Criminally Related Matters	2017	-	-	-	-	-	-	-	-	-	-	-	0	-100%	0
		2016	5	4	2	7	5	8	8	9	7	2	1	9	▼	65
Other		2017	84	85	-	-	-	-	-	-	-	-	-	169	-52%	169
		2016	181	172	144	81	81	104	116	135	127	111	103	353	▼	1,444
Other		2017	-	1	-	-	-	-	-	-	-	-	-	1	0%	1
		2016	1	-	-	1	-	-	3	-	2	1	-	1	↔	8

January 2016 -- February 2017 Filings

Dashboard

Court: **Pittsylvania Circuit**

Start/End Date: **Jan-16 / Feb-17**

2016 Average Month: **368**

Jan-Feb 2016: **951**

Filings Trending: ▼

Circuit/Court ID: **22**

222143

Type of Case: **Filings**

2017 Average Month: **343**

Jan-Feb 2017 : **685**

Overall AVG. Month: **365**

Monthly Filings Summary

Jan 16 - Feb 17

Jan --- Feb Filings

685

951

2017

2016

Filings by Division																
		Jan	Feb	Mar	Apr	May	Jun	Jul	Aug	Sep	Oct	Nov	Dec	Thru Feb	% Change	Total
Total	2017	280	405	-	-	-	-	-	-	-	-	-	-	685	-28%	685
	2016	417	534	470	369	291	378	226	450	269	354	321	340	951	▼	4,419
Civil	2017	36	39	-	-	-	-	-	-	-	-	-	-	75	47%	75
	2016	17	34	45	27	32	24	43	52	37	37	35	37	51	▲	420
Criminal	2017	65	108	-	-	-	-	-	-	-	-	-	-	173	-20%	173
	2016	81	136	154	161	90	210	37	186	88	128	99	135	217	▼	1,505
Miscellaneous	2017	158	232	-	-	-	-	-	-	-	-	-	-	390	-34%	390
	2016	269	321	244	156	141	118	127	182	122	160	171	150	590	▼	2,161
Other	2017	21	26	-	-	-	-	-	-	-	-	-	-	47	-49%	47
	2016	50	43	27	25	28	26	19	30	22	29	16	18	93	▼	333

Filings by Division & Case Category																
		Jan	Feb	Mar	Apr	May	Jun	Jul	Aug	Sep	Oct	Nov	Dec	Thru Feb	% Change	Total
Civil	Administrative Law	2017	-	-	-	-	-	-	-	-	-	-	-	0	0	0
		2016	-	-	-	1	-	1	-	-	-	-	-	0	↔	2
	Contested Divorce	2017	8	8	-	-	-	-	-	-	-	-	-	16	78%	16
		2016	4	5	12	9	4	6	9	7	5	4	9	9	▲	78
	Domestic and Family - Level 1	2017	4	4	-	-	-	-	-	-	-	-	-	8	33%	8
		2016	1	5	5	4	4	4	7	2	-	3	3	6	▲	38
	Domestic and Family - Level 2	2017	1	3	-	-	-	-	-	-	-	-	-	4	33%	4
		2016	1	2	-	1	-	4	5	2	3	1	1	3	▲	21
	General Civil - Level 1	2017	-	1	-	-	-	-	-	-	-	-	-	1	0%	1
		2016	-	1	-	1	-	1	-	-	-	-	1	1	↔	4
	General Civil - Level 2	2017	7	6	-	-	-	-	-	-	-	-	-	13	225%	13
		2016	-	4	8	4	8	5	6	7	6	3	5	4	▲	58
	General Civil - Level 3	2017	2	5	-	-	-	-	-	-	-	-	-	7	0%	7
		2016	4	3	3	5	2	4	2	2	3	9	3	7	↔	42
Criminal	Probates/Wills and Trusts - Level	2017	-	-	-	-	-	-	-	-	-	-	-	0	0	0
		2016	-	-	-	-	-	-	-	1	-	-	-	0	↔	1
	Probates/Wills and Trusts - Level	2017	2	-	-	-	-	-	-	-	-	-	-	2	0%	2
		2016	-	2	1	1	2	2	3	-	3	3	-	2	↔	17
	Uncontested Divorce	2017	12	12	-	-	-	-	-	-	-	-	-	24	26%	24
		2016	7	12	16	2	11	8	20	16	17	12	15	19	▲	159
	Capital Murder	2017	-	-	-	-	-	-	-	-	-	-	-	0	0	0
		2016	-	-	-	1	1	-	-	-	-	-	-	0	↔	2
	Misdemeanor	2017	15	24	-	-	-	-	-	-	-	-	-	39	-34%	39
		2016	30	29	27	28	29	23	9	27	33	26	24	59	▼	311
Miscellaneous	Non-Capital Felonies and	2017	47	82	-	-	-	-	-	-	-	-	-	129	-10%	129
		2016	44	100	118	131	55	184	25	151	51	94	68	144	▼	1,131
	Other Criminally Related Matters	2017	3	2	-	-	-	-	-	-	-	-	-	5	-64%	5
		2016	7	7	9	2	5	2	3	8	4	8	5	14	▼	61
Other	Miscellaneous	2017	158	232	-	-	-	-	-	-	-	-	-	390	-34%	390
		2016	269	321	244	156	141	118	127	182	122	160	171	590	▼	2,161
Other	Other	2017	21	26	-	-	-	-	-	-	-	-	-	47	-49%	47
		2016	50	43	27	25	28	26	19	30	22	29	16	93	▼	333

3/14/2017 Data Extracted: 3/10/2017 Locale: **Pittsylvania** Circuit: **22** FIPS: **143**

Page 72

Source:SCV-CMS-SQL-CIR

January 2016 -- February 2017 Filings

Dashboard

Court: Danville Circuit

Circuit/Court ID: 22

Start/End Date: Jan-16 / Feb-17

2016 Average Month: 362

Jan-Feb 2016: 821

Filings Trending: ▼

222590

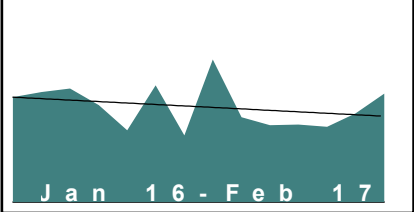
Type of Case: Filings

2017 Average Month:377

Jan-Feb 2017 : 753

Overall AVG. Month: 364

Monthly Filings Summary



Jan --- Feb Filings

753

821

2017

2016

Filings by Division																
		Jan	Feb	Mar	Apr	May	Jun	Jul	Aug	Sep	Oct	Nov	Dec	Thru Feb	% Change	Total
Total	2017	339	414	-	-	-	-	-	-	-	-	-	-	753	-8%	753
	2016	401	420	434	370	274	446	255	545	324	293	296	288	821	▼	4,346
Civil	2017	20	29	-	-	-	-	-	-	-	-	-	-	49	-16%	49
	2016	25	33	40	37	31	41	36	47	41	24	24	24	58	▼	403
Criminal	2017	253	301	-	-	-	-	-	-	-	-	-	-	554	-7%	554
	2016	303	295	234	269	170	352	174	422	216	229	231	204	598	▼	3,099
Miscellaneous	2017	66	84	-	-	-	-	-	-	-	-	-	-	150	-9%	150
	2016	73	92	160	64	72	53	44	73	66	40	41	59	165	▼	837
Other	2017	-	-	-	-	-	-	-	-	-	-	-	-	0	0	0
	2016	-	-	-	-	1	-	1	3	1	-	-	1	0	↔	7

Filings by Division & Case Category																	
			Jan	Feb	Mar	Apr	May	Jun	Jul	Aug	Sep	Oct	Nov	Dec	Thru Feb	% Change	Total
Civil	Administrative Law	2017	2	5	-	-	-	-	-	-	-	-	-	-	7	-46%	7
		2016	5	8	3	3	-	2	5	5	5	1	3	6	13	▼	46
	Contested Divorce	2017	2	1	-	-	-	-	-	-	-	-	-	-	3	-25%	3
		2016	-	4	4	4	-	8	1	6	3	5	5	1	4	▼	41
	Domestic and Family - Level 1	2017	1	3	-	-	-	-	-	-	-	-	-	-	4	-50%	4
		2016	3	5	3	2	2	4	1	1	3	1	3	-	8	▼	28
	Domestic and Family - Level 2	2017	1	2	-	-	-	-	-	-	-	-	-	-	3	-63%	3
		2016	5	3	3	4	-	3	4	14	6	2	-	1	8	▼	45
	General Civil - Level 1	2017	1	1	-	-	-	-	-	-	-	-	-	-	2	100%	2
		2016	1	-	-	1	2	-	2	1	1	1	1	-	1	▲	10
	General Civil - Level 2	2017	1	3	-	-	-	-	-	-	-	-	-	-	4	-43%	4
		2016	6	1	6	9	6	4	9	4	7	4	1	5	7	▼	62
General Civil - Level 3	2017	7	7	-	-	-	-	-	-	-	-	-	-	14	100%	14	
	2016	1	6	12	4	10	12	7	5	8	6	4	6	7	▲	81	
Probates/Wills and Trusts - Level	2017	-	-	-	-	-	-	-	-	-	-	-	-	0	0	0	
	2016	-	-	-	2	-	-	-	-	-	2	-	-	0	↔	4	
Probates/Wills and Trusts - Level	2017	1	-	-	-	-	-	-	-	-	-	-	-	1	1	1	
	2016	-	-	-	1	-	2	-	1	2	-	-	-	0	↔	6	
Uncontested Divorce	2017	4	7	-	-	-	-	-	-	-	-	-	-	11	10%	11	
	2016	4	6	9	7	11	6	7	10	6	2	7	5	10	▲	80	
Criminal	Capital Murder	2017	-	-	-	-	-	-	-	-	-	-	-	-	0	0	0
		2016	-	-	-	-	-	-	-	-	-	-	1	-	0	↔	1
	Misdemeanor	2017	58	97	-	-	-	-	-	-	-	-	-	-	155	-12%	155
		2016	50	126	58	102	48	117	36	134	67	95	60	94	176	▼	987
	Non-Capital Felonies and	2017	187	189	-	-	-	-	-	-	-	-	-	-	376	-8%	376
		2016	249	160	170	161	112	223	132	277	131	130	156	101	409	▼	2,002
Other Criminally Related Matters	2017	8	15	-	-	-	-	-	-	-	-	-	-	23	77%	23	
	2016	4	9	6	6	10	12	6	11	18	4	14	9	13	▲	109	
	Miscellaneous	2017	66	84	-	-	-	-	-	-	-	-	-	-	150	-9%	150
		2016	73	92	160	64	72	53	44	73	66	40	41	59	165	▼	837
	Other	2017	-	-	-	-	-	-	-	-	-	-	-	-	0	0	0
		2016	-	-	-	-	1	-	1	3	1	-	-	1	0	↔	7

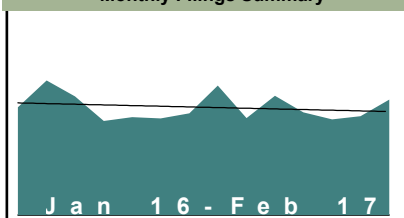
January 2016 -- February 2017 Filings

Dashboard

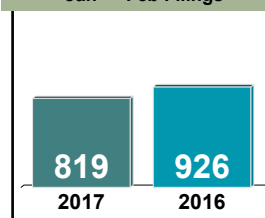
Court: Roanoke County Circuit
Start/End Date: Jan-16 / Feb-17
2016 Average Month: 412
Jan-Feb 2016: 926
Filings Trending: ▼

Circuit/Court ID: 23
 223161
Type of Case: Filings
2017 Average Month: 410
Jan-Feb 2017 : 819
Overall AVG. Month: 412

Monthly Filings Summary



Jan --- Feb Filings



Filings by Division

		Jan	Feb	Mar	Apr	May	Jun	Jul	Aug	Sep	Oct	Nov	Dec	Thru Feb	% Change	Total
Total	2017	378	441	-	-	-	-	-	-	-	-	-	-	819	-12%	819
	2016	412	514	453	359	374	369	388	494	370	455	392	366	926	▼	4,946
Civil	2017	45	41	-	-	-	-	-	-	-	-	-	-	86	-16%	86
	2016	38	64	60	60	48	64	53	47	53	55	51	39	102	▼	632
Criminal	2017	128	174	-	-	-	-	-	-	-	-	-	-	302	-7%	302
	2016	111	215	172	140	192	129	149	218	139	214	146	193	326	▼	2,018
Miscellaneous	2017	167	198	-	-	-	-	-	-	-	-	-	-	365	-26%	365
	2016	263	232	221	158	131	174	185	228	178	185	194	131	495	▼	2,280
Other	2017	38	28	-	-	-	-	-	-	-	-	-	-	66	2,100%	66
	2016	-	3	-	1	3	2	1	1	-	1	1	3	3	▲	16

Filings by Division & Case Category

		Jan	Feb	Mar	Apr	May	Jun	Jul	Aug	Sep	Oct	Nov	Dec	Thru Feb	% Change	Total
Civil	Administrative Law	2017	2	1	-	-	-	-	-	-	-	-	-	3	50%	3
		2016	2	-	-	2	-	2	-	1	3	1	3	2	▲	14
	Contested Divorce	2017	8	11	-	-	-	-	-	-	-	-	-	19	19%	19
		2016	7	9	14	15	13	15	9	8	9	7	6	16	▲	119
	Domestic and Family - Level 1	2017	-	-	-	-	-	-	-	-	-	-	-	0	-100%	0
		2016	-	1	-	-	-	-	-	-	-	-	-	1	▼	1
	Domestic and Family - Level 2	2017	1	-	-	-	-	-	-	-	-	-	-	1	-50%	1
		2016	-	2	5	1	4	4	2	2	3	3	4	2	▼	32
	General Civil - Level 1	2017	1	-	-	-	-	-	-	-	-	-	-	1	1	1
		2016	-	-	-	-	1	-	-	1	-	-	-	0	↔	2
	General Civil - Level 2	2017	8	5	-	-	-	-	-	-	-	-	-	13	-13%	13
		2016	9	6	9	11	14	9	12	7	4	15	8	15	▼	110
	General Civil - Level 3	2017	1	3	-	-	-	-	-	-	-	-	-	4	-80%	4
		2016	2	18	6	4	2	6	6	2	7	5	6	20	▼	72
Criminal	Probates/Wills and Trusts - Level	2017	-	-	-	-	-	-	-	-	-	-	-	0	-100%	0
		2016	1	1	-	-	-	-	1	-	-	-	-	2	▼	3
	Probates/Wills and Trusts - Level	2017	8	3	-	-	-	-	-	-	-	-	-	11	120%	11
		2016	4	1	3	6	1	4	-	11	6	4	6	5	▲	47
	Uncontested Divorce	2017	16	18	-	-	-	-	-	-	-	-	-	34	-13%	34
		2016	13	26	23	21	13	26	22	16	22	18	19	39	▼	232
	Capital Murder	2017	-	-	-	-	-	-	-	-	-	-	-	0	0	0
		2016	-	-	-	-	-	-	-	-	-	-	1	0	↔	1
	Misdemeanor	2017	24	25	-	-	-	-	-	-	-	-	-	49	-35%	49
		2016	21	54	46	34	48	23	37	33	25	36	26	75	▼	416
Miscellaneous	Non-Capital Felonies and	2017	93	143	-	-	-	-	-	-	-	-	-	236	2%	236
		2016	83	149	117	93	136	103	105	175	102	168	109	232	▲	1,489
	Other Criminally Related Matters	2017	11	6	-	-	-	-	-	-	-	-	-	17	-11%	17
		2016	7	12	9	13	8	3	7	10	12	10	11	19	▼	112
Other	Miscellaneous	2017	167	198	-	-	-	-	-	-	-	-	-	365	-26%	365
		2016	263	232	221	158	131	174	185	228	178	185	194	495	▼	2,280
Other	Other	2017	38	28	-	-	-	-	-	-	-	-	-	66	2,100%	66
		2016	-	3	-	1	3	2	1	1	-	1	3	3	▲	16

January 2016 -- February 2017 Filings

Dashboard

Court: Roanoke Circuit

Start/End Date: Jan-16 / Feb-17

2016 Average Month: 434

Jan-Feb 2016: 889

Filings Trending: ▲

Circuit/Court ID: 23

223770

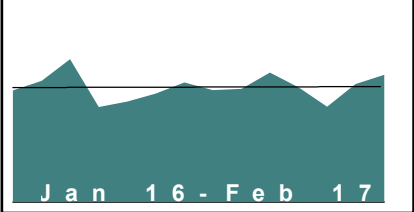
Type of Case: Filings

2017 Average Month:469

Jan-Feb 2017 : 937

Overall AVG. Month: 439

Monthly Filings Summary



Jan 16 - Feb 17

Jan --- Feb Filings

937

889

2017

2016

Filings by Division																
		Jan	Feb	Mar	Apr	May	Jun	Jul	Aug	Sep	Oct	Nov	Dec	Thru Feb	% Change	Total
Total	2017	451	486	-	-	-	-	-	-	-	-	-	-	937	5%	937
	2016	426	463	546	363	384	414	457	427	433	495	439	364	889	▲	5,211
Civil	2017	79	105	-	-	-	-	-	-	-	-	-	-	184	4%	184
	2016	92	85	107	87	96	93	95	98	84	85	83	62	177	▲	1,067
Criminal	2017	253	249	-	-	-	-	-	-	-	-	-	-	502	26%	502
	2016	174	226	259	161	182	227	226	194	232	287	203	186	400	▲	2,557
Miscellaneous	2017	117	129	-	-	-	-	-	-	-	-	-	-	246	-21%	246
	2016	160	150	178	114	104	91	131	134	115	114	146	112	310	▼	1,549
Other	2017	2	3	-	-	-	-	-	-	-	-	-	-	5	150%	5
	2016	-	2	2	1	2	3	5	1	2	9	7	4	2	▲	38

Filings by Division & Case Category																
		Jan	Feb	Mar	Apr	May	Jun	Jul	Aug	Sep	Oct	Nov	Dec	Thru Feb	% Change	Total
Civil	Administrative Law	2017	-	1	-	-	-	-	-	-	-	-	-	1	-50%	1
		2016	2	-	1	1	-	1	-	-	1	-	-	2	▼	6
	Contested Divorce	2017	7	15	-	-	-	-	-	-	-	-	-	22	22%	22
		2016	9	9	10	14	19	12	17	10	12	12	6	18	▲	143
	Domestic and Family - Level 1	2017	3	6	-	-	-	-	-	-	-	-	-	9	0%	9
		2016	5	4	7	7	4	8	5	5	4	8	7	9	↔	69
	Domestic and Family - Level 2	2017	2	9	-	-	-	-	-	-	-	-	-	11	83%	11
		2016	3	3	7	2	1	6	4	1	3	4	7	6	▲	41
	General Civil - Level 1	2017	6	6	-	-	-	-	-	-	-	-	-	12	-33%	12
		2016	12	6	9	1	6	7	6	3	4	3	6	18	▼	70
	General Civil - Level 2	2017	23	26	-	-	-	-	-	-	-	-	-	49	26%	49
		2016	22	17	32	13	25	21	24	16	19	15	19	39	▲	252
	General Civil - Level 3	2017	3	5	-	-	-	-	-	-	-	-	-	8	-53%	8
		2016	7	10	13	8	9	17	11	22	10	5	9	17	▼	123
Criminal	Probates/Wills and Trusts - Level	2017	-	-	-	-	-	-	-	-	-	-	-	0	0	0
		2016	-	-	-	1	-	-	1	-	-	-	-	0	↔	2
	Probates/Wills and Trusts - Level	2017	9	5	-	-	-	-	-	-	-	-	-	14	56%	14
		2016	1	8	2	3	5	4	3	7	4	2	2	9	▲	44
	Uncontested Divorce	2017	26	32	-	-	-	-	-	-	-	-	-	58	-2%	58
		2016	31	28	26	37	27	17	25	37	25	21	19	59	▼	317
	Misdemeanor	2017	30	25	-	-	-	-	-	-	-	-	-	55	8%	55
		2016	22	29	28	18	22	29	28	35	44	33	35	51	▲	345
	Non-Capital Felonies and	2017	205	208	-	-	-	-	-	-	-	-	-	413	30%	413
		2016	135	182	223	117	151	179	179	150	173	238	148	317	▲	2,026
Miscellaneous	Other Criminally Related Matters	2017	18	16	-	-	-	-	-	-	-	-	-	34	6%	34
		2016	17	15	8	26	9	19	19	9	15	16	20	32	▲	186
Other	Miscellaneous	2017	117	129	-	-	-	-	-	-	-	-	-	246	-21%	246
		2016	160	150	178	114	104	91	131	134	115	114	146	310	▼	1,549
Other	Other	2017	2	3	-	-	-	-	-	-	-	-	-	5	150%	5
		2016	-	2	2	1	2	3	5	1	2	9	7	2	▲	38

January 2016 -- February 2017 Filings

Dashboard

Court: Salem Circuit
Start/End Date: Jan-16 / Feb-17
2016 Average Month: 142
Jan-Feb 2016: 297
Filings Trending: ▼

Circuit/Court ID: 23
223775
Type of Case: Filings
2017 Average Month:143
Jan-Feb 2017 : 285
Overall AVG. Month: 142

Monthly Filings Summary

Jan 16 - Feb 17

Jan --- Feb Filings

285
2017

297
2016

Filings by Division																
		Jan	Feb	Mar	Apr	May	Jun	Jul	Aug	Sep	Oct	Nov	Dec	Thru Feb	% Change	Total
Total	2017	116	169	-	-	-	-	-	-	-	-	-	-	285	-4%	285
	2016	155	142	162	142	150	99	134	165	172	103	136	142	297	▼	1,702
Civil	2017	23	22	-	-	-	-	-	-	-	-	-	-	45	25%	45
	2016	17	19	31	24	17	19	17	18	33	15	14	31	36	▲	255
Criminal	2017	48	105	-	-	-	-	-	-	-	-	-	-	153	-1%	153
	2016	82	73	81	72	109	48	78	90	109	36	68	65	155	▼	911
Miscellaneous	2017	45	42	-	-	-	-	-	-	-	-	-	-	87	-18%	87
	2016	56	50	50	46	24	32	39	57	30	52	54	46	106	▼	536

Filings by Division & Case Category																	
			Jan	Feb	Mar	Apr	May	Jun	Jul	Aug	Sep	Oct	Nov	Dec	Thru Feb	% Change	Total
Civil	Contested Divorce	2017	1	7	-	-	-	-	-	-	-	-	-	-	8	-20%	8
		2016	6	4	6	8	4	3	7	7	1	2	2	8	10	▼	58
	Domestic and Family - Level 1	2017	-	-	-	-	-	-	-	-	-	-	-	-	0	-100%	0
		2016	1	-	-	-	-	-	-	-	-	-	-	-	1	▼	1
	Domestic and Family - Level 2	2017	3	-	-	-	-	-	-	-	-	-	-	-	3	3	3
		2016	-	-	2	1	3	3	-	-	-	-	2	1	0	↔	12
	General Civil - Level 1	2017	1	-	-	-	-	-	-	-	-	-	-	-	1	0%	1
		2016	-	1	-	-	-	-	-	-	2	-	-	2	1	↔	5
	General Civil - Level 2	2017	7	8	-	-	-	-	-	-	-	-	-	-	15	200%	15
		2016	1	4	10	5	4	6	4	2	19	7	-	11	5	▲	73
General Civil - Level 3	2017	7	3	-	-	-	-	-	-	-	-	-	-	10	233%	10	
	2016	1	2	1	2	-	3	2	-	5	-	5	2	3	▲	23	
Probates/Wills and Trusts - Level	2017	-	-	-	-	-	-	-	-	-	-	-	-	0	-100%	0	
	2016	2	2	3	1	1	-	-	1	1	1	1	1	4	▼	14	
Uncontested Divorce	2017	4	4	-	-	-	-	-	-	-	-	-	-	8	-33%	8	
	2016	6	6	9	7	5	4	4	8	5	5	4	6	12	▼	69	
Criminal	Misdemeanor	2017	8	19	-	-	-	-	-	-	-	-	-	-	27	50%	27
		2016	10	8	6	5	34	3	6	8	17	6	11	6	18	▲	120
	Non-Capital Felonies and	2017	36	85	-	-	-	-	-	-	-	-	-	-	121	-7%	121
		2016	68	62	72	66	71	43	68	78	90	26	53	55	130	▼	752
	Other Criminally Related Matters	2017	4	1	-	-	-	-	-	-	-	-	-	-	5	-29%	5
2016		4	3	3	1	4	2	4	4	2	4	4	4	7	▼	39	
	Miscellaneous	2017	45	42	-	-	-	-	-	-	-	-	-	-	87	-18%	87
		2016	56	50	50	46	24	32	39	57	30	52	54	46	106	▼	536

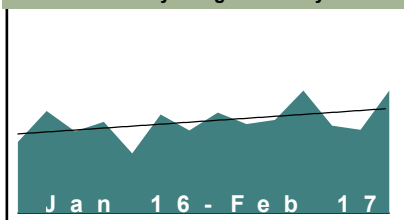
January 2016 -- February 2017 Filings

Dashboard

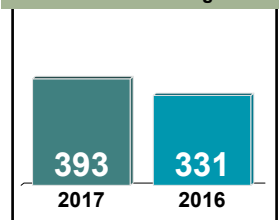
Court: Amherst Circuit
Start/End Date: Jan-16 / Feb-17
2016 Average Month: 172
Jan-Feb 2016: 331
Filings Trending: ▲

Circuit/Court ID: 24
 224009
Type of Case: Filings
2017 Average Month: 197
Jan-Feb 2017 : 393
Overall AVG. Month: 175

Monthly Filings Summary



Jan --- Feb Filings



Filings by Division

		Jan	Feb	Mar	Apr	May	Jun	Jul	Aug	Sep	Oct	Nov	Dec	Thru Feb	% Change	Total
Total	2017	159	234	-	-	-	-	-	-	-	-	-	-	393	19%	393
	2016	136	195	156	174	114	188	158	192	170	178	234	167	331	▲	2,062
Civil	2017	20	21	-	-	-	-	-	-	-	-	-	-	41	78%	41
	2016	12	11	19	22	7	12	17	17	15	23	13	20	23	▲	188
Criminal	2017	54	106	-	-	-	-	-	-	-	-	-	-	160	125%	160
	2016	7	64	34	84	29	108	54	102	65	73	127	75	71	▲	822
Miscellaneous	2017	59	91	-	-	-	-	-	-	-	-	-	-	150	-23%	150
	2016	88	106	86	48	54	47	68	54	70	65	79	58	194	▼	823
Other	2017	26	16	-	-	-	-	-	-	-	-	-	-	42	-2%	42
	2016	29	14	17	20	24	21	19	19	20	17	15	14	43	▼	229

Filings by Division & Case Category

		Jan	Feb	Mar	Apr	May	Jun	Jul	Aug	Sep	Oct	Nov	Dec	Thru Feb	% Change	Total
Civil	Administrative Law	2017	1	1	-	-	-	-	-	-	-	-	-	2	2	2
		2016	-	-	-	-	-	1	-	2	-	1	-	0	↔	4
	Contested Divorce	2017	2	6	-	-	-	-	-	-	-	-	-	8	60%	8
		2016	1	4	2	3	1	4	3	2	1	2	3	5	▲	26
	Domestic and Family - Level 1	2017	1	3	-	-	-	-	-	-	-	-	-	4	100%	4
		2016	1	1	5	-	2	3	1	-	4	2	2	2	▲	21
	Domestic and Family - Level 2	2017	1	-	-	-	-	-	-	-	-	-	-	1	1	1
		2016	-	-	3	1	1	-	-	1	1	-	-	0	↔	7
	General Civil - Level 1	2017	-	-	-	-	-	-	-	-	-	-	-	0	0	0
		2016	-	-	-	-	1	-	1	-	-	-	-	0	↔	2
	General Civil - Level 2	2017	4	2	-	-	-	-	-	-	-	-	-	6	20%	6
		2016	1	4	2	6	-	4	3	6	2	7	7	5	▲	43
Criminal	General Civil - Level 3	2017	4	6	-	-	-	-	-	-	-	-	-	10	67%	10
		2016	5	1	1	8	-	-	2	1	3	1	3	6	▲	25
	Probates/Wills and Trusts - Level	2017	-	1	-	-	-	-	-	-	-	-	-	1	1	1
		2016	-	-	-	-	-	-	-	-	-	1	-	0	↔	1
	Uncontested Divorce	2017	7	2	-	-	-	-	-	-	-	-	-	9	80%	9
		2016	4	1	6	4	2	5	8	5	7	8	4	5	▲	59
	Misdemeanor	2017	13	18	-	-	-	-	-	-	-	-	-	31	63%	31
		2016	4	15	9	29	5	35	12	25	14	17	20	19	▲	202
	Non-Capital Felonies and	2017	24	71	-	-	-	-	-	-	-	-	-	95	102%	95
		2016	1	46	19	51	14	67	41	59	35	53	97	47	▲	532
	Other Criminally Related Matters	2017	17	17	-	-	-	-	-	-	-	-	-	34	580%	34
		2016	2	3	6	4	10	6	1	18	16	3	10	5	▲	88
Miscellaneous		2017	59	91	-	-	-	-	-	-	-	-	-	150	-23%	150
		2016	88	106	86	48	54	47	68	54	70	65	79	194	▼	823
Other		2017	26	16	-	-	-	-	-	-	-	-	-	42	-2%	42
		2016	29	14	17	20	24	21	19	19	20	17	15	43	▼	229


January 2016 -- February 2017 Filings

Dashboard

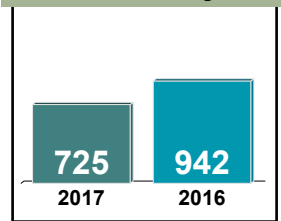
Court: Bedford Circuit
Start/End Date: Jan-16 / Feb-17
2016 Average Month: 367
Jan-Feb 2016: 942
Filings Trending: ▼

Circuit/Court ID: 24
224019
Type of Case: Filings
2017 Average Month: 363
Jan-Feb 2017 : 725
Overall AVG. Month: 366

Monthly Filings Summary



Jan --- Feb Filings



Filings by Division

		Jan	Feb	Mar	Apr	May	Jun	Jul	Aug	Sep	Oct	Nov	Dec	Thru Feb	% Change	Total
Total	2017	325	400	-	-	-	-	-	-	-	-	-	-	725	-23%	725
	2016	460	482	404	333	282	344	328	323	387	368	342	347	942	▼	4,400
Civil	2017	50	41	-	-	-	-	-	-	-	-	-	-	91	-3%	91
	2016	42	52	58	78	40	50	51	47	47	51	49	39	94	▼	604
Criminal	2017	53	158	-	-	-	-	-	-	-	-	-	-	211	4%	211
	2016	69	133	89	72	77	106	76	78	118	125	83	120	202	▲	1,146
Miscellaneous	2017	220	201	-	-	-	-	-	-	-	-	-	-	421	-35%	421
	2016	349	296	256	182	165	188	197	197	221	192	208	187	645	▼	2,638
Other	2017	2	-	-	-	-	-	-	-	-	-	-	-	2	100%	2
	2016	-	1	1	1	-	-	4	1	1	-	2	1	1	▲	12

Filings by Division & Case Category

		Jan	Feb	Mar	Apr	May	Jun	Jul	Aug	Sep	Oct	Nov	Dec	Thru Feb	% Change	Total
Civil	Administrative Law	2017	-	-	-	-	-	-	-	-	-	-	-	0	0	0
		2016	-	-	1	-	-	-	1	2	-	-	-	0	↔	4
	Contested Divorce	2017	11	4	-	-	-	-	-	-	-	-	-	15	7%	15
		2016	8	6	11	9	6	5	6	7	7	8	6	14	▲	84
	Domestic and Family - Level 1	2017	-	-	-	-	-	-	-	-	-	-	-	0	-100%	0
		2016	1	3	4	5	1	3	1	-	-	3	2	4	▼	26
	Domestic and Family - Level 2	2017	7	8	-	-	-	-	-	-	-	-	-	15	88%	15
		2016	2	6	5	1	3	5	4	11	6	4	2	8	▲	55
	General Civil - Level 1	2017	-	2	-	-	-	-	-	-	-	-	-	2	2	2
		2016	-	-	-	-	-	-	-	-	-	-	1	0	↔	1
	General Civil - Level 2	2017	10	8	-	-	-	-	-	-	-	-	-	18	0%	18
		2016	6	12	11	12	3	10	11	6	11	12	9	18	↔	109
	General Civil - Level 3	2017	5	7	-	-	-	-	-	-	-	-	-	12	-8%	12
		2016	8	5	10	5	5	7	4	3	5	7	3	13	▼	69
Criminal	Probates/Wills and Trusts - Level	2017	-	-	-	-	-	-	-	-	-	-	-	0	0	0
		2016	-	-	-	12	-	-	2	-	1	-	1	0	↔	16
	Probates/Wills and Trusts - Level	2017	3	4	-	-	-	-	-	-	-	-	-	7	-13%	7
		2016	3	5	3	6	4	3	4	1	-	1	-	8	▼	30
	Uncontested Divorce	2017	14	8	-	-	-	-	-	-	-	-	-	22	-24%	22
		2016	14	15	13	28	18	17	20	16	20	19	14	29	▼	210
	Misdemeanor	2017	14	25	-	-	-	-	-	-	-	-	-	39	-24%	39
		2016	19	32	21	16	16	20	10	28	22	18	17	51	▼	235
	Non-Capital Felonies and	2017	34	83	-	-	-	-	-	-	-	-	-	117	-13%	117
		2016	39	96	65	53	47	69	39	60	79	81	61	135	▼	763
Miscellaneous	Other Criminally Related Matters	2017	5	50	-	-	-	-	-	-	-	-	-	55	244%	55
		2016	11	5	3	3	14	21	17	8	11	22	4	16	▲	148
Other	Miscellaneous	2017	220	201	-	-	-	-	-	-	-	-	-	421	-35%	421
		2016	349	296	256	182	165	188	197	197	221	192	208	645	▼	2,638
Other		2017	2	-	-	-	-	-	-	-	-	-	-	2	100%	2
		2016	-	1	1	1	-	-	4	1	1	-	2	1	▲	12


January 2016 -- February 2017 Filings

Dashboard

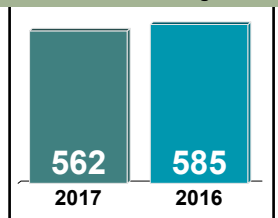
Court: Campbell Circuit
Start/End Date: Jan-16 / Feb-17
2016 Average Month: 278
Jan-Feb 2016: 585
Filings Trending: ▼

Circuit/Court ID: 24
 224031
Type of Case: Filings
2017 Average Month: 281
Jan-Feb 2017 : 562
Overall AVG. Month: 279

Monthly Filings Summary



Jan --- Feb Filings



Filings by Division

		Jan	Feb	Mar	Apr	May	Jun	Jul	Aug	Sep	Oct	Nov	Dec	Thru Feb	% Change	Total
Total	2017	250	312	-	-	-	-	-	-	-	-	-	-	562	-4%	562
	2016	310	275	353	211	285	254	287	267	261	250	331	256	585	▼	3,340
Civil	2017	45	36	-	-	-	-	-	-	-	-	-	-	81	14%	81
	2016	40	31	44	48	29	38	41	41	37	41	35	33	71	▲	458
Criminal	2017	63	152	-	-	-	-	-	-	-	-	-	-	215	72%	215
	2016	73	52	117	35	146	86	92	118	91	92	154	83	125	▲	1,139
Miscellaneous	2017	140	124	-	-	-	-	-	-	-	-	-	-	264	-31%	264
	2016	193	190	184	127	109	130	151	107	133	116	140	137	383	▼	1,717
Other	2017	2	-	-	-	-	-	-	-	-	-	-	-	2	-67%	2
	2016	4	2	8	1	1	-	3	1	-	1	2	3	6	▼	26

Filings by Division & Case Category

		Jan	Feb	Mar	Apr	May	Jun	Jul	Aug	Sep	Oct	Nov	Dec	Thru Feb	% Change	Total
Civil	Administrative Law	2017	1	-	-	-	-	-	-	-	-	-	-	1	1	1
		2016	-	-	-	-	-	1	1	-	1	-	-	0	↔	3
	Contested Divorce	2017	8	4	-	-	-	-	-	-	-	-	-	12	50%	12
		2016	4	4	5	3	6	8	3	6	5	3	6	8	▲	58
	Domestic and Family - Level 1	2017	2	2	-	-	-	-	-	-	-	-	-	4	0%	4
		2016	3	1	5	-	-	2	1	-	4	3	2	4	↔	24
	Domestic and Family - Level 2	2017	2	3	-	-	-	-	-	-	-	-	-	5	400%	5
		2016	1	-	3	1	3	5	2	1	4	4	2	1	▲	28
	General Civil - Level 1	2017	1	1	-	-	-	-	-	-	-	-	-	2	2	2
		2016	-	-	2	-	1	1	3	-	-	-	-	0	↔	7
	General Civil - Level 2	2017	9	4	-	-	-	-	-	-	-	-	-	13	-7%	13
		2016	5	9	3	11	7	7	9	12	10	5	11	9	▼	98
Criminal	General Civil - Level 3	2017	13	2	-	-	-	-	-	-	-	-	-	15	7%	15
		2016	13	1	2	16	2	4	10	5	4	3	3	14	▲	68
	Probates/Wills and Trusts - Level	2017	1	-	-	-	-	-	-	-	-	-	-	1	0%	1
		2016	1	-	3	-	-	-	-	-	-	-	1	1	↔	5
	Probates/Wills and Trusts - Level	2017	1	1	-	-	-	-	-	-	-	-	-	2	-60%	2
		2016	2	3	5	-	2	1	-	-	1	-	-	5	▼	14
	Uncontested Divorce	2017	7	19	-	-	-	-	-	-	-	-	-	26	8%	26
		2016	11	13	16	17	8	10	12	16	9	18	14	9	▲	153
	Misdemeanor	2017	24	47	-	-	-	-	-	-	-	-	-	71	45%	71
		2016	23	26	41	12	32	25	21	37	31	32	15	49	▲	321
	Non-Capital Felonies and	2017	32	98	-	-	-	-	-	-	-	-	-	130	76%	130
		2016	49	25	70	21	112	55	69	78	57	51	137	74	▲	773
Miscellaneous	Other Criminally Related Matters	2017	7	7	-	-	-	-	-	-	-	-	-	14	600%	14
		2016	1	1	6	2	2	6	2	3	3	9	2	2	▲	45
Other	Miscellaneous	2017	140	124	-	-	-	-	-	-	-	-	-	264	-31%	264
		2016	193	190	184	127	109	130	151	107	133	116	140	383	▼	1,717
Other		2017	2	-	-	-	-	-	-	-	-	-	-	2	-67%	2
		2016	4	2	8	1	1	-	3	1	-	1	2	6	▼	26

January 2016 -- February 2017 Filings

Dashboard

Court: Nelson Circuit

Circuit/Court ID: 24

Start/End Date: Jan-16 / Feb-17

224125

2016 Average Month: 83

Type of Case: Filings

Jan-Feb 2016: 169

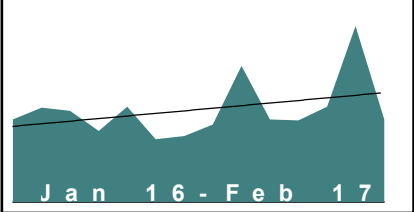
2017 Average Month:124

Filings Trending: ▲

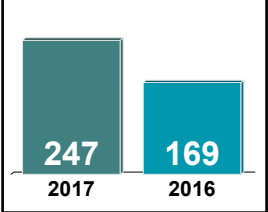
Jan-Feb 2017 : 247

Overall AVG. Month: 88

Monthly Filings Summary



Jan --- Feb Filings



Filings by Division																
		Jan	Feb	Mar	Apr	May	Jun	Jul	Aug	Sep	Oct	Nov	Dec	Thru Feb	% Change	Total
Total	2017	168	79	-	-	-	-	-	-	-	-	-	-	247	46%	247
	2016	79	90	87	68	91	60	63	74	130	79	78	91	169	▲	990
Civil	2017	10	12	-	-	-	-	-	-	-	-	-	-	22	-15%	22
	2016	5	21	17	13	15	14	9	15	8	13	9	10	26	▼	149
Criminal	2017	124	37	-	-	-	-	-	-	-	-	-	-	161	164%	161
	2016	29	32	41	30	39	22	20	31	90	32	34	52	61	▲	452
Miscellaneous	2017	33	29	-	-	-	-	-	-	-	-	-	-	62	-24%	62
	2016	45	37	29	25	36	24	32	28	32	34	35	29	82	▼	386
Other	2017	1	1	-	-	-	-	-	-	-	-	-	-	2	2	2
	2016	-	-	-	-	1	-	2	-	-	-	-	-	0	↔	3

Filings by Division & Case Category																
		Jan	Feb	Mar	Apr	May	Jun	Jul	Aug	Sep	Oct	Nov	Dec	Thru Feb	% Change	Total
Civil	Contested Divorce	2017	-	2	-	-	-	-	-	-	-	-	-	2	0%	2
		2016	1	1	5	2	5	4	2	3	-	3	2	2	↔	28
	Domestic and Family - Level 1	2017	2	1	-	-	-	-	-	-	-	-	-	3	3	3
		2016	-	-	-	-	-	-	-	1	1	2	-	0	↔	4
	Domestic and Family - Level 2	2017	-	-	-	-	-	-	-	-	-	-	-	0	0	0
		2016	-	-	2	-	1	-	-	1	1	-	-	0	↔	5
	General Civil - Level 1	2017	-	1	-	-	-	-	-	-	-	-	-	1	0%	1
		2016	-	1	1	-	-	-	-	-	-	-	-	1	↔	2
	General Civil - Level 2	2017	3	2	-	-	-	-	-	-	-	-	-	5	-67%	5
		2016	1	14	4	2	3	2	1	4	2	3	3	15	▼	41
Criminal	General Civil - Level 3	2017	1	4	-	-	-	-	-	-	-	-	-	5	150%	5
		2016	1	1	-	3	1	1	2	2	1	-	2	2	▲	17
	Probates/Wills and Trusts - Level	2017	1	-	-	-	-	-	-	-	-	-	-	1	1	1
		2016	-	-	-	2	-	-	-	-	-	-	-	0	↔	2
	Uncontested Divorce	2017	3	2	-	-	-	-	-	-	-	-	-	5	-17%	5
		2016	2	4	5	4	5	7	4	6	3	5	1	6	▼	50
	Misdemeanor	2017	10	6	-	-	-	-	-	-	-	-	-	16	-24%	16
		2016	13	8	14	10	9	6	9	6	14	11	9	21	▼	118
	Non-Capital Felonies and	2017	114	28	-	-	-	-	-	-	-	-	-	142	274%	142
		2016	15	23	19	19	27	11	11	13	60	14	18	41	▲	271
Miscellaneous	Other Criminally Related Matters	2017	-	3	-	-	-	-	-	-	-	-	-	3	50%	3
		2016	1	1	8	1	3	5	-	9	24	4	5	2	▲	63
Other	Miscellaneous	2017	33	29	-	-	-	-	-	-	-	-	-	62	-24%	62
		2016	45	37	29	25	36	24	32	28	32	34	35	82	▼	386
	Other	2017	1	1	-	-	-	-	-	-	-	-	-	2	2	2
		2016	-	-	-	-	1	-	2	-	-	-	-	0	↔	3


January 2016 -- February 2017 Filings

Dashboard

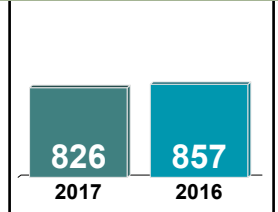
Court: Lynchburg Circuit
Start/End Date: Jan-16 / Feb-17
2016 Average Month: 386
Jan-Feb 2016: 857
Filings Trending: ▼

Circuit/Court ID: 24
224680
Type of Case: Filings
2017 Average Month: 413
Jan-Feb 2017 : 826
Overall AVG. Month: 390

Monthly Filings Summary



Jan --- Feb Filings



Filings by Division

		Jan	Feb	Mar	Apr	May	Jun	Jul	Aug	Sep	Oct	Nov	Dec	Thru Feb	% Change	Total
Total	2017	386	440	-	-	-	-	-	-	-	-	-	-	826	-4%	826
	2016	392	465	434	386	328	311	347	387	453	380	392	362	857	▼	4,637
Civil	2017	54	59	-	-	-	-	-	-	-	-	-	-	113	-7%	113
	2016	47	74	67	75	51	55	47	80	99	118	99	74	121	▼	886
Criminal	2017	190	236	-	-	-	-	-	-	-	-	-	-	426	-5%	426
	2016	202	248	236	216	203	145	201	190	231	160	164	194	450	▼	2,390
Miscellaneous	2017	95	103	-	-	-	-	-	-	-	-	-	-	198	-31%	198
	2016	142	143	129	89	72	102	92	106	114	96	122	88	285	▼	1,295
Other	2017	47	42	-	-	-	-	-	-	-	-	-	-	89	8,800%	89
	2016	1	-	2	6	2	9	7	11	9	6	7	6	1	▲	66

Filings by Division & Case Category

		Jan	Feb	Mar	Apr	May	Jun	Jul	Aug	Sep	Oct	Nov	Dec	Thru Feb	% Change	Total
Civil	Administrative Law 2017	1	-	-	-	-	-	-	-	-	-	-	-	1	0%	1
	2016	1	-	1	-	-	-	-	1	1	-	-	-	1	↔	4
	Contested Divorce 2017	6	16	-	-	-	-	-	-	-	-	-	-	22	29%	22
	2016	9	8	8	12	14	13	3	18	4	9	13	7	17	▲	118
	Domestic and Family - Level 1 2017	2	1	-	-	-	-	-	-	-	-	-	-	3	-57%	3
	2016	4	3	4	3	-	2	2	2	1	3	1	8	7	▼	33
	Domestic and Family - Level 2 2017	1	1	-	-	-	-	-	-	-	-	-	-	2	-60%	2
	2016	2	3	2	4	-	3	1	5	4	5	2	4	5	▼	35
	General Civil - Level 1 2017	1	-	-	-	-	-	-	-	-	-	-	-	1	0%	1
	2016	1	-	2	3	-	1	1	-	1	4	3	6	1	↔	22
	General Civil - Level 2 2017	12	12	-	-	-	-	-	-	-	-	-	-	24	-14%	24
	2016	14	14	13	13	5	12	13	19	17	14	25	13	28	▼	172
	General Civil - Level 3 2017	4	12	-	-	-	-	-	-	-	-	-	-	16	45%	16
	2016	3	8	6	3	13	7	7	6	37	54	27	16	11	▲	187
Criminal	Probates/Wills and Trusts - Level 2017	-	-	-	-	-	-	-	-	-	-	-	-	0	0	0
	2016	-	-	1	-	-	-	-	-	2	-	-	1	0	↔	4
	Probates/Wills and Trusts - Level 2017	2	1	-	-	-	-	-	-	-	-	-	-	3	0%	3
	2016	1	2	5	2	1	1	2	3	2	2	-	2	3	↔	23
	Uncontested Divorce 2017	25	16	-	-	-	-	-	-	-	-	-	-	41	-15%	41
	2016	12	36	25	35	18	16	18	26	30	27	28	17	48	▼	288
	Misdemeanor 2017	65	54	-	-	-	-	-	-	-	-	-	-	119	13%	119
	2016	40	65	61	51	50	41	77	62	72	54	46	60	105	▲	679
	Non-Capital Felonies and 2017	118	169	-	-	-	-	-	-	-	-	-	-	287	-15%	287
	2016	160	178	162	153	142	96	111	114	146	93	111	121	338	▼	1,587
Miscellaneous	Other Criminally Related Matters 2017	7	13	-	-	-	-	-	-	-	-	-	-	20	186%	20
	2016	2	5	13	12	11	8	13	14	13	13	7	13	7	▲	124
Other	Miscellaneous 2017	95	103	-	-	-	-	-	-	-	-	-	-	198	-31%	198
	2016	142	143	129	89	72	102	92	106	114	96	122	88	285	▼	1,295
Other	Other 2017	47	42	-	-	-	-	-	-	-	-	-	-	89	8,800%	89
	2016	1	-	2	6	2	9	7	11	9	6	7	6	1	▲	66

January 2016 -- February 2017 Filings

Dashboard

Court: Alleghany Circuit

Start/End Date: Jan-16 / Feb-17

2016 Average Month: 157

Jan-Feb 2016: 484

Filings Trending: ▼

Circuit/Court ID: 25

225005

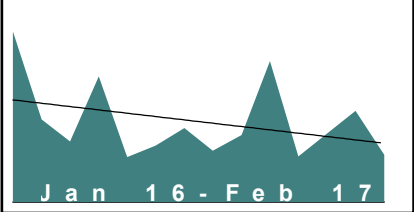
Type of Case: Filings

2017 Average Month:132

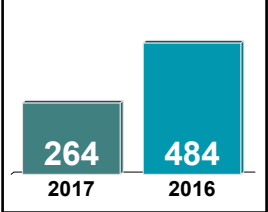
Jan-Feb 2017 : 264

Overall AVG. Month: 154

Monthly Filings Summary



Jan --- Feb Filings



Filings by Division																
		Jan	Feb	Mar	Apr	May	Jun	Jul	Aug	Sep	Oct	Nov	Dec	Thru Feb	% Change	Total
Total	2017	174	90	-	-	-	-	-	-	-	-	-	-	264	-45%	264
	2016	326	158	116	240	86	108	141	98	128	269	87	131	484	▼	1,888
Civil	2017	21	15	-	-	-	-	-	-	-	-	-	-	36	29%	36
	2016	12	16	15	16	14	11	14	14	20	10	10	26	28	▲	178
Criminal	2017	103	33	-	-	-	-	-	-	-	-	-	-	136	-57%	136
	2016	262	54	36	184	34	60	86	35	53	212	39	73	316	▼	1,128
Miscellaneous	2017	50	42	-	-	-	-	-	-	-	-	-	-	92	-33%	92
	2016	51	87	56	39	35	34	41	47	55	47	36	31	138	▼	559
Other	2017	-	-	-	-	-	-	-	-	-	-	-	-	0	-100%	0
	2016	1	1	9	1	3	3	-	2	-	-	2	1	2	▼	23

Filings by Division & Case Category																	
			Jan	Feb	Mar	Apr	May	Jun	Jul	Aug	Sep	Oct	Nov	Dec	Thru Feb	% Change	Total
Civil	Contested Divorce	2017	3	3	-	-	-	-	-	-	-	-	-	-	6	200%	6
		2016	-	2	4	5	1	3	2	2	3	3	1	2	2	▲	28
	Domestic and Family - Level 1	2017	-	-	-	-	-	-	-	-	-	-	-	-	0	-100%	0
		2016	1	-	-	-	-	-	-	-	-	1	-	-	1	▼	2
	Domestic and Family - Level 2	2017	-	-	-	-	-	-	-	-	-	-	-	-	0	-100%	0
		2016	1	-	1	1	3	1	-	3	1	-	1	-	1	▼	12
	General Civil - Level 1	2017	1	2	-	-	-	-	-	-	-	-	-	-	3	3	3
		2016	-	-	-	-	-	-	-	-	-	-	-	2	0	↔	2
	General Civil - Level 2	2017	7	2	-	-	-	-	-	-	-	-	-	-	9	80%	9
		2016	-	5	1	2	2	3	5	2	4	3	2	-	5	▲	29
	General Civil - Level 3	2017	6	6	-	-	-	-	-	-	-	-	-	-	12	140%	12
		2016	5	-	2	2	-	-	-	1	1	2	4	18	5	▲	35
Probates/Wills and Trusts - Level	2017	1	-	-	-	-	-	-	-	-	-	-	-	1	1	1	
	2016	-	-	-	-	-	-	-	-	-	-	-	-	0	↔	0	
Probates/Wills and Trusts - Level	2017	-	-	-	-	-	-	-	-	-	-	-	-	0	-100%	0	
	2016	-	1	2	-	1	-	-	2	-	-	-	2	1	▼	8	
Uncontested Divorce	2017	3	2	-	-	-	-	-	-	-	-	-	-	5	-62%	5	
	2016	5	8	5	6	7	4	7	4	10	2	2	2	13	▼	62	
Criminal	Misdemeanor	2017	35	8	-	-	-	-	-	-	-	-	-	-	43	30%	43
		2016	23	10	9	21	13	12	15	3	10	20	14	8	33	▲	158
	Non-Capital Felonies and	2017	67	21	-	-	-	-	-	-	-	-	-	-	88	-69%	88
		2016	238	44	27	162	17	47	71	32	42	190	24	64	282	▼	958
	Other Criminally Related Matters	2017	1	4	-	-	-	-	-	-	-	-	-	-	5	400%	5
		2016	1	-	-	1	4	1	-	-	1	2	1	1	1	▲	12
Other	Miscellaneous	2017	50	42	-	-	-	-	-	-	-	-	-	-	92	-33%	92
		2016	51	87	56	39	35	34	41	47	55	47	36	31	138	▼	559
	Other	2017	-	-	-	-	-	-	-	-	-	-	-	-	0	-100%	0
		2016	1	1	9	1	3	3	-	2	-	-	2	1	2	▼	23

January 2016 -- February 2017 Filings

Dashboard

Court: Augusta Circuit

Circuit/Court ID: 25

Start/End Date: Jan-16 / Feb-17

225015

2016 Average Month: 357

Type of Case: Filings

Jan-Feb 2016: 732


2017 Average Month: 358

Filings Trending: ↔

Jan-Feb 2017 : 715

Overall AVG. Month: 357

Monthly Filings Summary



Jan 16 - Feb 17

Jan --- Feb Filings

715

732

2017

2016

Filings by Division																
		Jan	Feb	Mar	Apr	May	Jun	Jul	Aug	Sep	Oct	Nov	Dec	Thru Feb	% Change	Total
Total	2017	390	325	-	-	-	-	-	-	-	-	-	-	715	-2%	715
	2016	386	346	486	308	351	357	373	334	353	320	373	302	732	▼	4,289
Civil	2017	39	36	-	-	-	-	-	-	-	-	-	-	75	0%	75
	2016	34	41	44	40	41	44	48	46	44	37	30	33	75	↔	482
Criminal	2017	160	138	-	-	-	-	-	-	-	-	-	-	298	45%	298
	2016	109	97	210	92	164	136	114	130	124	96	186	105	206	▲	1,563
Miscellaneous	2017	178	146	-	-	-	-	-	-	-	-	-	-	324	-24%	324
	2016	226	201	224	163	132	164	194	148	167	172	145	150	427	▼	2,086
Other	2017	13	5	-	-	-	-	-	-	-	-	-	-	18	-25%	18
	2016	17	7	8	13	14	13	17	10	18	15	12	14	24	▼	158

Filings by Division & Case Category																
		Jan	Feb	Mar	Apr	May	Jun	Jul	Aug	Sep	Oct	Nov	Dec	Thru Feb	% Change	Total
Civil	Administrative Law	2017	-	1	-	-	-	-	-	-	-	-	-	1	-50%	1
		2016	1	1	-	2	1	-	1	-	-	2	-	2	▼	9
	Contested Divorce	2017	3	6	-	-	-	-	-	-	-	-	-	9	-40%	9
		2016	7	8	13	5	5	8	5	6	8	5	5	15	▼	80
	Domestic and Family - Level 1	2017	3	2	-	-	-	-	-	-	-	-	-	5	150%	5
		2016	-	2	2	1	2	4	1	2	1	1	2	2	▲	20
	Domestic and Family - Level 2	2017	8	9	-	-	-	-	-	-	-	-	-	17	89%	17
		2016	5	4	3	6	4	8	9	2	6	4	7	9	▲	67
	General Civil - Level 1	2017	1	-	-	-	-	-	-	-	-	-	-	1	-50%	1
		2016	1	1	2	-	3	-	-	-	1	1	1	2	▼	10
	General Civil - Level 2	2017	6	1	-	-	-	-	-	-	-	-	-	7	-22%	7
		2016	4	5	8	6	6	1	7	3	2	3	3	9	▼	55
	General Civil - Level 3	2017	2	3	-	-	-	-	-	-	-	-	-	5	25%	5
		2016	1	3	2	3	5	8	3	4	11	3	-	4	▲	50
Criminal	Probates/Wills and Trusts - Level	2017	-	1	-	-	-	-	-	-	-	-	-	1	1	1
		2016	-	-	-	-	-	-	-	-	1	1	-	0	↔	2
	Probates/Wills and Trusts - Level	2017	-	2	-	-	-	-	-	-	-	-	-	2	-33%	2
		2016	-	3	1	-	3	4	4	3	4	1	3	3	▼	27
	Uncontested Divorce	2017	16	11	-	-	-	-	-	-	-	-	-	27	-7%	27
		2016	15	14	13	17	12	11	18	15	17	13	5	29	▼	162
	Misdemeanor	2017	11	11	-	-	-	-	-	-	-	-	-	22	-29%	22
		2016	19	12	19	17	12	10	9	11	14	11	8	31	▼	150
	Non-Capital Felonies and	2017	145	123	-	-	-	-	-	-	-	-	-	268	57%	268
		2016	88	83	188	71	143	124	103	110	107	174	96	171	▲	1,366
Other	Other Criminally Related Matters	2017	4	4	-	-	-	-	-	-	-	-	-	8	100%	8
		2016	2	2	3	4	9	2	2	9	3	6	1	4	▲	47
Miscellaneous	Miscellaneous	2017	178	146	-	-	-	-	-	-	-	-	-	324	-24%	324
		2016	226	201	224	163	132	164	194	148	167	172	145	427	▼	2,086
Other	Other	2017	13	5	-	-	-	-	-	-	-	-	-	18	-25%	18
		2016	17	7	8	13	14	13	17	10	18	15	12	24	▼	158

January 2016 -- February 2017 Filings

Dashboard

Court: Bath Circuit

Start/End Date: Jan-16 / Feb-17

2016 Average Month: 27

Jan-Feb 2016: 57

Filings Trending: ▼

Circuit/Court ID: 25

225017

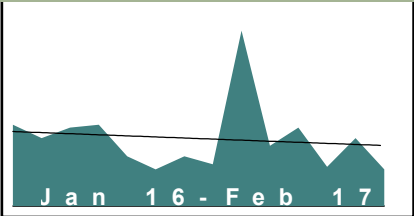
Type of Case: Filings

2017 Average Month:20

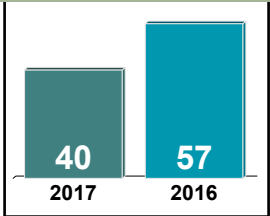
Jan-Feb 2017 : 40

Overall AVG. Month: 26

Monthly Filings Summary



Jan --- Feb Filings



Filings by Division																
		Jan	Feb	Mar	Apr	May	Jun	Jul	Aug	Sep	Oct	Nov	Dec	Thru Feb	% Change	Total
Total	2017	26	14	-	-	-	-	-	-	-	-	-	-	40	-30%	40
	2016	31	26	30	31	19	14	19	16	67	23	30	15	57	▼	321
Civil	2017	3	2	-	-	-	-	-	-	-	-	-	-	5	0%	5
	2016	2	3	5	-	1	1	11	5	2	5	4	3	5	↔	42
Criminal	2017	17	-	-	-	-	-	-	-	-	-	-	-	17	89%	17
	2016	9	-	3	18	5	1	-	-	51	2	10	5	9	▲	104
Miscellaneous	2017	6	12	-	-	-	-	-	-	-	-	-	-	18	-58%	18
	2016	20	23	22	13	13	12	8	11	14	16	16	7	43	▼	175

Filings by Division & Case Category																
		Jan	Feb	Mar	Apr	May	Jun	Jul	Aug	Sep	Oct	Nov	Dec	Thru Feb	% Change	Total
Civil	Contested Divorce	2017	-	-	-	-	-	-	-	-	-	-	-	0	0	0
		2016	-	-	1	-	-	-	1	-	1	-	-	0	↔	3
	Domestic and Family - Level 2	2017	1	-	-	-	-	-	-	-	-	-	-	1	1	1
		2016	-	-	2	-	1	-	-	-	2	-	-	0	↔	5
	General Civil - Level 2	2017	-	1	-	-	-	-	-	-	-	-	-	1	1	1
		2016	-	-	2	-	1	10	3	1	-	-	-	0	↔	17
	General Civil - Level 3	2017	2	-	-	-	-	-	-	-	-	-	-	2	100%	2
		2016	-	1	-	-	-	-	-	-	-	1	2	1	▲	4
	Probates/Wills and Trusts - Level	2017	-	-	-	-	-	-	-	-	-	-	-	0	-100%	0
		2016	-	1	-	-	-	1	-	-	1	1	-	1	▼	4
Criminal	Uncontested Divorce	2017	-	1	-	-	-	-	-	-	-	-	-	1	-67%	1
		2016	2	1	-	-	-	-	1	1	1	2	1	3	▼	9
	Misdemeanor	2017	1	-	-	-	-	-	-	-	-	-	-	1	-67%	1
		2016	3	-	-	-	2	-	-	14	-	3	3	3	▼	25
	Non-Capital Felonies and	2017	16	-	-	-	-	-	-	-	-	-	-	16	167%	16
		2016	6	-	3	18	1	1	-	37	2	6	2	6	▲	76
	Other Criminally Related Matters	2017	-	-	-	-	-	-	-	-	-	-	-	0	0	0
		2016	-	-	-	-	2	-	-	-	-	1	-	0	↔	3
	Miscellaneous	2017	6	12	-	-	-	-	-	-	-	-	-	18	-58%	18
		2016	20	23	22	13	13	12	8	11	14	16	16	43	▼	175

January 2016 -- February 2017 Filings

Dashboard

Court: Botetourt Circuit

Circuit/Court ID: 25

Start/End Date: Jan-16 / Feb-17

225023

2016 Average Month: 190

Type of Case: Filings

Jan-Feb 2016: 384

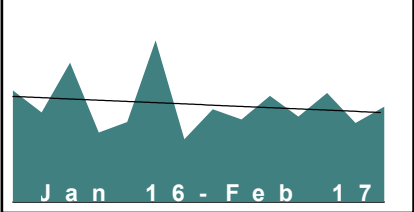
2017 Average Month:167

Filings Trending: ▼

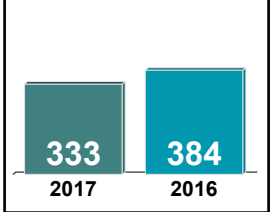
Jan-Feb 2017 : 333

Overall AVG. Month: 186

Monthly Filings Summary



Jan --- Feb Filings



Filings by Division																
		Jan	Feb	Mar	Apr	May	Jun	Jul	Aug	Sep	Oct	Nov	Dec	Thru Feb	% Change	Total
Total	2017	151	182	-	-	-	-	-	-	-	-	-	-	333	-13%	333
	2016	213	171	266	133	153	309	120	177	158	203	163	208	384	▼	2,274
Civil	2017	16	22	-	-	-	-	-	-	-	-	-	-	38	-10%	38
	2016	24	18	34	23	27	23	18	16	23	15	12	19	42	▼	252
Criminal	2017	56	71	-	-	-	-	-	-	-	-	-	-	127	21%	127
	2016	69	36	128	37	50	210	29	66	71	80	56	115	105	▲	947
Miscellaneous	2017	79	89	-	-	-	-	-	-	-	-	-	-	168	-29%	168
	2016	120	117	104	73	76	76	73	95	64	108	95	74	237	▼	1,075

Filings by Division & Case Category																
		Jan	Feb	Mar	Apr	May	Jun	Jul	Aug	Sep	Oct	Nov	Dec	Thru Feb	% Change	Total
Civil	Administrative Law	2017	-	-	-	-	-	-	-	-	-	-	-	0	-100%	0
		2016	-	1	-	-	-	-	1	-	1	-	-	1	▼	3
	Contested Divorce	2017	3	2	-	-	-	-	-	-	-	-	-	5	-38%	5
		2016	5	3	2	6	4	1	2	1	2	2	5	8	▼	34
	Domestic and Family - Level 1	2017	3	-	-	-	-	-	-	-	-	-	-	3	-63%	3
		2016	6	2	13	1	7	8	3	9	6	-	-	8	▼	60
	Domestic and Family - Level 2	2017	-	1	-	-	-	-	-	-	-	-	-	1	1	1
		2016	-	-	-	1	-	2	2	2	-	-	2	0	↔	9
	General Civil - Level 1	2017	-	-	-	-	-	-	-	-	-	-	-	0	0	0
		2016	-	-	-	-	1	1	-	1	-	-	-	0	↔	3
	General Civil - Level 2	2017	3	6	-	-	-	-	-	-	-	-	-	9	0%	9
		2016	6	3	5	6	1	1	2	4	1	6	5	9	↔	41
	General Civil - Level 3	2017	3	7	-	-	-	-	-	-	-	-	-	10	150%	10
		2016	3	1	6	3	8	2	2	1	-	1	3	4	▲	30
Criminal	Probates/Wills and Trusts - Level	2017	-	-	-	-	-	-	-	-	-	-	-	0	0	0
		2016	-	-	-	-	-	-	-	1	1	-	-	0	↔	2
	Probates/Wills and Trusts - Level	2017	1	1	-	-	-	-	-	-	-	-	-	2	100%	2
		2016	-	1	-	-	2	2	-	1	-	-	1	1	▲	7
	Uncontested Divorce	2017	3	5	-	-	-	-	-	-	-	-	-	8	-27%	8
		2016	4	7	8	6	4	6	8	3	7	4	3	11	▼	63
Criminal	Misdemeanor	2017	19	16	-	-	-	-	-	-	-	-	-	35	94%	35
		2016	11	7	21	11	16	20	8	14	12	14	15	18	▲	163
	Non-Capital Felonies and	2017	36	53	-	-	-	-	-	-	-	-	-	89	24%	89
		2016	51	21	103	23	32	189	16	51	53	60	36	72	▲	732
Criminal	Other Criminally Related Matters	2017	1	2	-	-	-	-	-	-	-	-	-	3	-80%	3
		2016	7	8	4	3	2	1	5	1	6	6	5	15	▼	52
Miscellaneous		2017	79	89	-	-	-	-	-	-	-	-	-	168	-29%	168
		2016	120	117	104	73	76	76	73	95	64	108	95	237	▼	1,075

January 2016 -- February 2017 Filings

Dashboard

Court: Craig Circuit

Start/End Date: Jan-16 / Feb-17

2016 Average Month: 26

Jan-Feb 2016: 59

Filings Trending: ↔

Circuit/Court ID: 25

225045

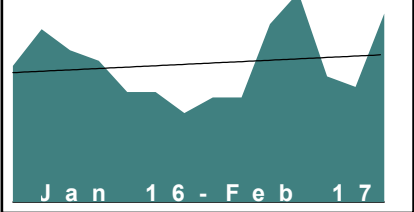
Type of Case: Filings

2017 Average Month:29

Jan-Feb 2017 : 58

Overall AVG. Month: 26

Monthly Filings Summary



Jan --- Feb Filings

58

2017

59

2016

Filings by Division																
		Jan	Feb	Mar	Apr	May	Jun	Jul	Aug	Sep	Oct	Nov	Dec	Thru Feb	% Change	Total
Total	2017	22	36	-	-	-	-	-	-	-	-	-	-	58	-2%	58
	2016	26	33	29	27	21	21	17	20	20	34	40	24	59	▼	312
Civil	2017	2	4	-	-	-	-	-	-	-	-	-	-	6	-25%	6
	2016	2	6	3	2	4	1	2	1	3	4	1	6	8	▼	35
Criminal	2017	6	9	-	-	-	-	-	-	-	-	-	-	15	114%	15
	2016	4	3	6	6	5	4	3	2	3	9	22	2	7	▲	69
Miscellaneous	2017	14	23	-	-	-	-	-	-	-	-	-	-	37	-16%	37
	2016	20	24	20	19	12	16	12	17	14	20	17	16	44	▼	207
Other	2017	-	-	-	-	-	-	-	-	-	-	-	-	0	0	0
	2016	-	-	-	-	-	-	-	-	-	1	-	-	0	↔	1

Filings by Division & Case Category																
		Jan	Feb	Mar	Apr	May	Jun	Jul	Aug	Sep	Oct	Nov	Dec	Thru Feb	% Change	Total
Civil	Administrative Law	2017	-	-	-	-	-	-	-	-	-	-	-	0	0	0
		2016	-	-	-	-	-	-	-	-	-	1	-	0	↔	1
	Contested Divorce	2017	-	-	-	-	-	-	-	-	-	-	-	0	-100%	0
		2016	-	2	1	-	1	-	-	-	1	-	1	2	▼	6
	Domestic and Family - Level 1	2017	-	1	-	-	-	-	-	-	-	-	-	1	1	1
		2016	-	-	-	-	-	-	-	-	-	-	-	0	↔	0
	Domestic and Family - Level 2	2017	-	-	-	-	-	-	-	-	-	-	-	0	0	0
		2016	-	-	-	-	1	1	-	-	1	-	-	0	↔	3
	General Civil - Level 2	2017	-	-	-	-	-	-	-	-	-	-	-	0	-100%	0
		2016	1	1	-	1	-	1	-	-	-	-	1	2	▼	5
Criminal	General Civil - Level 3	2017	1	3	-	-	-	-	-	-	-	-	-	4	4	4
		2016	-	-	2	1	1	-	-	1	1	-	4	0	↔	10
	Probates/Wills and Trusts - Level	2017	-	-	-	-	-	-	-	-	-	-	-	0	-100%	0
		2016	-	1	-	-	-	-	-	-	-	-	-	1	▼	1
	Uncontested Divorce	2017	1	-	-	-	-	-	-	-	-	-	-	1	-67%	1
		2016	1	2	-	-	1	-	1	2	1	-	-	3	▼	9
	Misdemeanor	2017	-	1	-	-	-	-	-	-	-	-	-	1	1	1
		2016	-	-	2	-	1	1	-	2	-	5	-	0	↔	11
	Non-Capital Felonies and	2017	6	8	-	-	-	-	-	-	-	-	-	14	100%	14
		2016	4	3	4	6	4	2	2	1	9	17	2	7	▲	58
Miscellaneous	2017	14	23	-	-	-	-	-	-	-	-	-	-	37	-16%	37
	2016	20	24	20	19	12	16	12	17	14	20	17	16	44	▼	207
Other	2017	-	-	-	-	-	-	-	-	-	-	-	-	0	0	0
	2016	-	-	-	-	-	-	-	-	-	1	-	-	0	↔	1

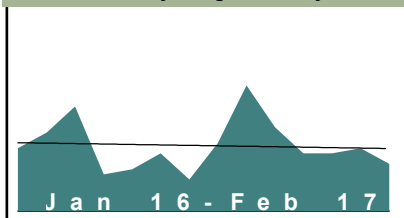
January 2016 -- February 2017 Filings

Dashboard

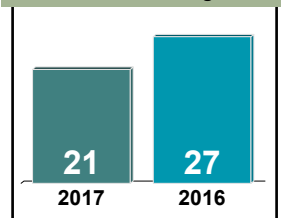
Court: Highland Circuit
Start/End Date: Jan-16 / Feb-17
2016 Average Month: 13
Jan-Feb 2016: 27
Filings Trending: ▼

Circuit/Court ID: 25
 225091
Type of Case: Filings
2017 Average Month: 11
Jan-Feb 2017 : 21
Overall AVG. Month: 13

Monthly Filings Summary



Jan --- Feb Filings



Filings by Division

		Jan	Feb	Mar	Apr	May	Jun	Jul	Aug	Sep	Oct	Nov	Dec	Thru Feb	% Change	Total
Total	2017	12	9	-	-	-	-	-	-	-	-	-	-	21	-22%	21
	2016	12	15	20	7	8	11	6	13	24	16	11	11	27	▼	154
Civil	2017	-	2	-	-	-	-	-	-	-	-	-	-	2	0%	2
	2016	-	2	1	3	3	-	1	3	-	3	-	-	2	↔	16
Criminal	2017	7	2	-	-	-	-	-	-	-	-	-	-	9	80%	9
	2016	-	5	8	1	1	10	1	-	20	4	3	10	5	▲	63
Miscellaneous	2017	5	5	-	-	-	-	-	-	-	-	-	-	10	-47%	10
	2016	12	7	11	3	4	1	4	10	4	9	8	1	19	▼	74
Other	2017	-	-	-	-	-	-	-	-	-	-	-	-	0	-100%	0
	2016	-	1	-	-	-	-	-	-	-	-	-	-	1	▼	1

Filings by Division & Case Category

		Jan	Feb	Mar	Apr	May	Jun	Jul	Aug	Sep	Oct	Nov	Dec	Thru Feb	% Change	Total
Civil	Contested Divorce	2017	-	-	-	-	-	-	-	-	-	-	-	0	0	0
		2016	-	-	1	-	1	-	1	-	-	-	-	0	↔	3
	General Civil - Level 1	2017	-	-	-	-	-	-	-	-	-	-	-	0	0	0
		2016	-	-	-	-	1	-	-	-	-	-	-	0	↔	1
	General Civil - Level 2	2017	-	-	-	-	-	-	-	-	-	-	-	0	-100%	0
		2016	-	1	-	1	-	-	-	-	1	-	-	1	▼	3
	General Civil - Level 3	2017	-	1	-	-	-	-	-	-	-	-	-	1	1	1
		2016	-	-	-	-	-	-	-	-	-	-	-	0	↔	0
	Probates/Wills and Trusts - Level	2017	-	1	-	-	-	-	-	-	-	-	-	1	1	1
		2016	-	-	-	-	-	-	-	-	-	-	-	0	↔	0
Criminal	Uncontested Divorce	2017	-	-	-	-	-	-	-	-	-	-	-	0	-100%	0
		2016	-	1	-	2	1	-	1	2	-	2	-	1	▼	9
	Misdemeanor	2017	2	-	-	-	-	-	-	-	-	-	-	2	-50%	2
		2016	-	4	4	-	-	7	-	4	4	2	5	4	▼	30
	Non-Capital Felonies and	2017	5	1	-	-	-	-	-	-	-	-	-	6	500%	6
		2016	-	1	3	1	1	3	1	-	16	-	1	1	▲	32
	Other Criminally Related Matters	2017	-	1	-	-	-	-	-	-	-	-	-	1	1	1
		2016	-	-	1	-	-	-	-	-	-	-	-	0	↔	1
	Miscellaneous	2017	5	5	-	-	-	-	-	-	-	-	-	10	-47%	10
		2016	12	7	11	3	4	1	4	10	4	9	8	19	▼	74
Other		2017	-	-	-	-	-	-	-	-	-	-	-	0	-100%	0
		2016	-	1	-	-	-	-	-	-	-	-	-	1	▼	1

January 2016 -- February 2017 Filings

Dashboard

Court: Rockbridge Circuit

Circuit/Court ID: 25

Start/End Date: Jan-16 / Feb-17

225163

2016 Average Month: 196

Type of Case: Filings

Jan-Feb 2016: 375

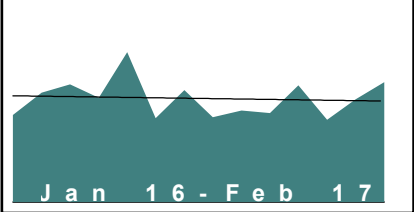
2017 Average Month:213

Filings Trending: ▲

Jan-Feb 2017 : 425

Overall AVG. Month: 198

Monthly Filings Summary



Jan --- Feb Filings

425

375

2017

2016

Filings by Division																
		Jan	Feb	Mar	Apr	May	Jun	Jul	Aug	Sep	Oct	Nov	Dec	Thru Feb	% Change	Total
Total	2017	196	229	-	-	-	-	-	-	-	-	-	-	425	13%	425
	2016	166	209	225	199	286	160	214	162	175	170	223	157	375	▲	2,346
Civil	2017	18	14	-	-	-	-	-	-	-	-	-	-	32	-22%	32
	2016	19	22	34	19	17	18	15	14	22	23	20	21	41	▼	244
Criminal	2017	122	152	-	-	-	-	-	-	-	-	-	-	274	44%	274
	2016	69	121	104	123	214	85	131	79	108	92	147	92	190	▲	1,365
Miscellaneous	2017	55	54	-	-	-	-	-	-	-	-	-	-	109	-24%	109
	2016	78	66	87	56	54	57	67	69	44	54	55	44	144	▼	731
Other	2017	1	9	-	-	-	-	-	-	-	-	-	-	10	10	10
	2016	-	-	-	1	1	-	1	-	1	1	1	-	0	↔	6

Filings by Division & Case Category																
		Jan	Feb	Mar	Apr	May	Jun	Jul	Aug	Sep	Oct	Nov	Dec	Thru Feb	% Change	Total
Civil	Administrative Law	2017	-	-	-	-	-	-	-	-	-	-	-	0	0	0
		2016	-	-	-	-	-	-	-	-	1	-	-	0	↔	1
	Contested Divorce	2017	2	1	-	-	-	-	-	-	-	-	-	3	-50%	3
		2016	3	3	6	5	2	2	2	2	1	4	1	6	▼	34
	Domestic and Family - Level 1	2017	1	1	-	-	-	-	-	-	-	-	-	2	-50%	2
		2016	-	4	-	-	2	2	2	1	-	6	2	4	▼	19
	Domestic and Family - Level 2	2017	-	-	-	-	-	-	-	-	-	-	-	0	0	0
		2016	-	-	2	2	2	1	-	1	-	1	1	0	↔	12
	General Civil - Level 2	2017	11	3	-	-	-	-	-	-	-	-	-	14	56%	14
		2016	5	4	7	4	3	4	2	5	9	5	4	9	▲	56
	General Civil - Level 3	2017	1	1	-	-	-	-	-	-	-	-	-	2	-75%	2
		2016	5	3	4	4	-	2	1	2	3	7	-	8	▼	36
Criminal	Probates/Wills and Trusts - Level	2017	-	-	-	-	-	-	-	-	-	-	-	0	0	0
		2016	-	-	1	-	-	-	-	-	-	-	-	0	↔	1
	Probates/Wills and Trusts - Level	2017	-	3	-	-	-	-	-	-	-	-	-	3	3	3
		2016	-	-	-	-	1	-	-	1	1	-	-	0	↔	3
	Uncontested Divorce	2017	3	5	-	-	-	-	-	-	-	-	-	8	-43%	8
		2016	6	8	14	4	10	5	4	6	9	4	4	14	▼	82
	Capital Murder	2017	1	-	-	-	-	-	-	-	-	-	-	1	1	1
		2016	-	-	-	-	-	-	-	-	-	-	-	0	↔	0
	Misdemeanor	2017	55	31	-	-	-	-	-	-	-	-	-	86	69%	86
		2016	11	40	39	44	38	50	31	22	47	35	55	51	▲	446
	Non-Capital Felonies and	2017	57	111	-	-	-	-	-	-	-	-	-	168	27%	168
		2016	55	77	62	74	171	27	95	50	58	54	88	132	▲	865
Other Criminally Related Matters	2017	9	10	-	-	-	-	-	-	-	-	-	-	19	171%	19
	2016	3	4	3	5	5	8	5	7	3	3	4	4	7	▲	54
Miscellaneous	2017	55	54	-	-	-	-	-	-	-	-	-	-	109	-24%	109
	2016	78	66	87	56	54	57	67	69	44	54	55	44	144	▼	731
Other	2017	1	9	-	-	-	-	-	-	-	-	-	-	10	10	10
	2016	-	-	-	1	1	-	1	-	1	1	1	-	0	↔	6

January 2016 -- February 2017 Filings

Dashboard

Court: Buena Vista Circuit

Circuit/Court ID: 25

Start/End Date: Jan-16 / Feb-17

225530

2016 Average Month: 40

Type of Case: Filings

Jan-Feb 2016: 108


2017 Average Month:42

Filings Trending: ▼

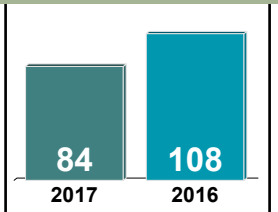
Jan-Feb 2017 : 84

Overall AVG. Month: 40

Monthly Filings Summary



Jan --- Feb Filings



Filings by Division																
		Jan	Feb	Mar	Apr	May	Jun	Jul	Aug	Sep	Oct	Nov	Dec	Thru Feb	% Change	Total
Total	2017	49	35	-	-	-	-	-	-	-	-	-	-	84	-22%	84
	2016	66	42	39	59	27	33	64	33	27	29	30	28	108	▼	477
Civil	2017	4	4	-	-	-	-	-	-	-	-	-	-	8	-20%	8
	2016	6	4	8	10	2	4	5	2	1	5	10	7	10	▼	64
Criminal	2017	38	24	-	-	-	-	-	-	-	-	-	-	62	-9%	62
	2016	43	25	12	34	10	13	50	17	17	12	14	9	68	▼	256
Miscellaneous	2017	7	7	-	-	-	-	-	-	-	-	-	-	14	-53%	14
	2016	17	13	19	15	15	16	9	14	9	12	6	12	30	▼	157

Filings by Division & Case Category																
		Jan	Feb	Mar	Apr	May	Jun	Jul	Aug	Sep	Oct	Nov	Dec	Thru Feb	% Change	Total
Civil	Administrative Law	2017	-	-	-	-	-	-	-	-	-	-	-	0	-100%	0
		2016	1	-	-	-	-	-	-	-	-	-	-	1	▼	1
	Contested Divorce	2017	-	-	-	-	-	-	-	-	-	-	-	0	-100%	0
		2016	1	1	1	2	-	1	3	-	1	1	3	2	▼	14
	Domestic and Family - Level 1	2017	-	2	-	-	-	-	-	-	-	-	-	2	0%	2
		2016	1	1	-	-	-	1	1	1	-	2	-	2	↔	7
	Domestic and Family - Level 2	2017	-	-	-	-	-	-	-	-	-	-	-	0	0	0
		2016	-	-	3	1	-	1	-	-	-	1	1	0	↔	7
	General Civil - Level 2	2017	-	-	-	-	-	-	-	-	-	-	-	0	0	0
		2016	-	-	1	2	1	1	-	-	-	-	-	0	↔	5
Criminal	General Civil - Level 3	2017	-	1	-	-	-	-	-	-	-	-	-	1	1	1
		2016	-	-	-	-	1	-	-	-	1	2	-	0	↔	4
	Probates/Wills and Trusts - Level	2017	3	-	-	-	-	-	-	-	-	-	-	3	200%	3
		2016	1	-	-	1	-	-	-	-	-	-	1	1	▲	3
	Uncontested Divorce	2017	1	1	-	-	-	-	-	-	-	-	-	2	-50%	2
		2016	2	2	3	4	1	1	-	1	3	4	2	4	▼	23
	Misdemeanor	2017	8	4	-	-	-	-	-	-	-	-	-	12	50%	12
		2016	3	5	2	8	3	4	11	6	8	4	7	8	▲	65
	Non-Capital Felonies and	2017	30	16	-	-	-	-	-	-	-	-	-	46	-21%	46
		2016	40	18	10	25	7	8	38	9	9	8	5	58	▼	182
Miscellaneous	Other Criminally Related Matters	2017	-	4	-	-	-	-	-	-	-	-	-	4	100%	4
		2016	-	2	-	1	-	1	2	-	-	2	-	2	▲	9
	Miscellaneous	2017	7	7	-	-	-	-	-	-	-	-	-	14	-53%	14
		2016	17	13	19	15	15	16	9	14	9	12	6	30	▼	157

January 2016 -- February 2017 Filings

Dashboard

Court: Staunton Circuit

Start/End Date: Jan-16 / Feb-17

2016 Average Month: 144

Jan-Feb 2016: 337

Filings Trending: ▼

Circuit/Court ID: 25

225790

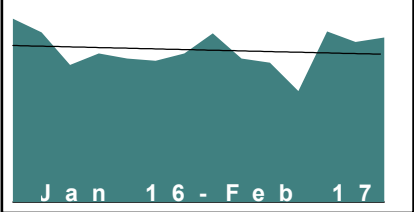
Type of Case: Filings

2017 Average Month:155

Jan-Feb 2017 : 310

Overall AVG. Month: 145

Monthly Filings Summary



Jan --- Feb Filings

310

2017

337

2016

Filings by Division																
		Jan	Feb	Mar	Apr	May	Jun	Jul	Aug	Sep	Oct	Nov	Dec	Thru Feb	% Change	Total
Total	2017	153	157	-	-	-	-	-	-	-	-	-	-	310	-8%	310
	2016	175	162	131	142	137	135	142	161	137	133	106	163	337	▼	1,724
Civil	2017	15	14	-	-	-	-	-	-	-	-	-	-	29	-33%	29
	2016	8	22	13	26	22	18	19	25	15	11	12	28	30	▼	219
Criminal	2017	82	82	-	-	-	-	-	-	-	-	-	-	164	-25%	164
	2016	112	106	75	84	91	68	90	101	85	75	75	106	218	▼	1,068
Miscellaneous	2017	37	40	-	-	-	-	-	-	-	-	-	-	77	0%	77
	2016	43	34	41	25	23	43	26	32	33	42	16	26	77	↔	384
Other	2017	19	21	-	-	-	-	-	-	-	-	-	-	40	233%	40
	2016	12	-	2	7	1	6	7	3	4	5	3	3	12	▲	53

Filings by Division & Case Category																		
			Jan	Feb	Mar	Apr	May	Jun	Jul	Aug	Sep	Oct	Nov	Dec	Thru Feb	% Change	Total	
Civil	Administrative Law	2017	-	-	-	-	-	-	-	-	-	-	-	-	0	0	0	
		2016	-	-	-	-	-	-	-	-	-	1	-	-	-	0	↔	1
	Contested Divorce	2017	2	-	-	-	-	-	-	-	-	-	-	-	-	2	-33%	2
		2016	-	3	4	6	5	2	1	3	-	2	2	2	3	3	▼	30
	Domestic and Family - Level 2	2017	5	3	-	-	-	-	-	-	-	-	-	-	-	8	-43%	8
		2016	3	11	3	9	5	5	10	3	4	5	3	14	14	14	▼	75
	General Civil - Level 1	2017	-	-	-	-	-	-	-	-	-	-	-	-	-	0	-100%	0
		2016	2	-	1	1	-	-	-	-	-	2	-	-	-	2	▼	6
	General Civil - Level 2	2017	3	5	-	-	-	-	-	-	-	-	-	-	-	8	167%	8
		2016	-	3	-	1	3	3	4	5	3	1	2	9	3	3	▲	34
	General Civil - Level 3	2017	-	2	-	-	-	-	-	-	-	-	-	-	-	2	-33%	2
		2016	1	2	2	1	3	-	-	5	1	2	-	1	3	3	▼	18
Probates/Wills and Trusts - Level	2017	2	3	-	-	-	-	-	-	-	-	-	-	-	5	400%	5	
	2016	1	-	1	-	1	2	-	1	2	1	-	-	1	1	▲	9	
Uncontested Divorce	2017	3	1	-	-	-	-	-	-	-	-	-	-	-	4	0%	4	
	2016	1	3	2	8	5	6	4	8	2	-	5	2	4	4	↔	46	
Criminal	Misdemeanor	2017	19	8	-	-	-	-	-	-	-	-	-	-	-	27	-10%	27
		2016	15	15	7	13	10	16	19	19	18	10	23	27	30	30	▼	192
	Non-Capital Felonies and	2017	63	74	-	-	-	-	-	-	-	-	-	-	-	137	-26%	137
		2016	97	89	68	70	78	52	71	76	62	65	46	79	186	186	▼	853
	Other Criminally Related Matters	2017	-	-	-	-	-	-	-	-	-	-	-	-	-	0	-100%	0
		2016	-	2	-	1	3	-	-	6	5	-	6	-	2	2	▼	23
	Miscellaneous	2017	37	40	-	-	-	-	-	-	-	-	-	-	-	77	0%	77
		2016	43	34	41	25	23	43	26	32	33	42	16	26	77	77	↔	384
	Other	2017	19	21	-	-	-	-	-	-	-	-	-	-	-	40	233%	40
		2016	12	-	2	7	1	6	7	3	4	5	3	3	12	12	▲	53

January 2016 -- February 2017 Filings

Dashboard

Court: Waynesboro Circuit

Start/End Date: Jan-16 / Feb-17

2016 Average Month: 166

Jan-Feb 2016: 350

Filings Trending: ▲

Circuit/Court ID: 25

225820


Type of Case: Filings

2017 Average Month:194

Jan-Feb 2017 : 387

Overall AVG. Month: 170

Monthly Filings Summary



Jan --- Feb Filings

387

350

2017

2016

Filings by Division																
		Jan	Feb	Mar	Apr	May	Jun	Jul	Aug	Sep	Oct	Nov	Dec	Thru Feb	% Change	Total
Total	2017	170	217	-	-	-	-	-	-	-	-	-	-	387	11%	387
	2016	148	202	201	169	187	188	145	149	148	142	140	169	350	▲	1,988
Civil	2017	39	54	-	-	-	-	-	-	-	-	-	-	93	-8%	93
	2016	39	62	45	32	43	53	29	34	44	36	49	29	101	▼	495
Criminal	2017	73	50	-	-	-	-	-	-	-	-	-	-	123	40%	123
	2016	50	38	75	63	93	78	48	55	42	42	39	96	88	▲	719
Miscellaneous	2017	25	36	-	-	-	-	-	-	-	-	-	-	61	-13%	61
	2016	36	34	42	33	27	31	30	28	24	35	31	21	70	▼	372
Other	2017	33	77	-	-	-	-	-	-	-	-	-	-	110	21%	110
	2016	23	68	39	41	24	26	38	32	38	29	21	23	91	▲	402

Filings by Division & Case Category																
		Jan	Feb	Mar	Apr	May	Jun	Jul	Aug	Sep	Oct	Nov	Dec	Thru Feb	% Change	Total
Civil	Administrative Law	2017	1	-	-	-	-	-	-	-	-	-	-	1	0%	1
		2016	1	-	-	-	-	-	-	-	-	-	1	1	↔	2
	Contested Divorce	2017	9	11	-	-	-	-	-	-	-	-	-	20	-23%	20
		2016	9	17	14	8	16	10	6	5	10	8	11	26	▼	117
	Domestic and Family - Level 1	2017	-	-	-	-	-	-	-	-	-	-	-	0	-100%	0
		2016	-	3	-	1	2	1	2	1	1	-	-	3	▼	12
	Domestic and Family - Level 2	2017	5	-	-	-	-	-	-	-	-	-	-	5	25%	5
		2016	2	2	1	3	2	4	1	-	2	2	3	4	▲	26
	General Civil - Level 1	2017	2	-	-	-	-	-	-	-	-	-	-	2	100%	2
		2016	1	-	-	-	-	-	-	-	-	1	-	1	▲	2
	General Civil - Level 2	2017	-	2	-	-	-	-	-	-	-	-	-	2	-33%	2
		2016	1	2	2	1	3	-	2	4	-	2	4	3	▼	22
	General Civil - Level 3	2017	2	-	-	-	-	-	-	-	-	-	-	2	-33%	2
		2016	-	3	2	3	4	3	2	-	1	2	-	3	▼	21
Criminal	Probates/Wills and Trusts - Level	2017	-	-	-	-	-	-	-	-	-	-	-	0	0	0
		2016	-	-	1	-	-	-	1	-	-	-	-	0	↔	2
	Probates/Wills and Trusts - Level	2017	-	-	-	-	-	-	-	-	-	-	-	0	0	0
		2016	-	-	1	2	1	1	1	-	3	-	-	0	↔	9
	Uncontested Divorce	2017	20	41	-	-	-	-	-	-	-	-	-	61	2%	61
		2016	25	35	24	14	17	31	18	24	26	21	30	60	▲	282
	Misdemeanor	2017	11	9	-	-	-	-	-	-	-	-	-	20	-5%	20
		2016	9	12	21	7	14	20	5	11	3	13	14	21	▼	138
	Non-Capital Felonies and	2017	59	38	-	-	-	-	-	-	-	-	-	97	45%	97
		2016	41	26	54	56	67	58	43	43	39	29	71	67	▲	552
Other	Other Criminally Related Matters	2017	3	3	-	-	-	-	-	-	-	-	-	6	6	6
		2016	-	-	-	-	12	-	1	-	-	-	16	0	↔	29
Miscellaneous		2017	25	36	-	-	-	-	-	-	-	-	-	61	-13%	61
		2016	36	34	42	33	27	31	30	24	35	31	21	70	▼	372
Other		2017	33	77	-	-	-	-	-	-	-	-	-	110	21%	110
		2016	23	68	39	41	24	26	38	32	38	29	21	91	▲	402

January 2016 -- February 2017 Filings

Dashboard

Court: Clarke Circuit

Circuit/Court ID: 26

Start/End Date: Jan-16 / Feb-17

226043

2016 Average Month: 63

Type of Case: Filings

Jan-Feb 2016: 130


2017 Average Month:60

Filings Trending: ▼

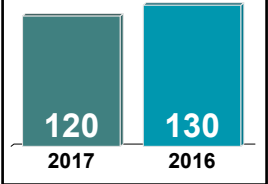
Jan-Feb 2017 : 120

Overall AVG. Month: 62

Monthly Filings Summary



Jan --- Feb Filings



Filings by Division																
		Jan	Feb	Mar	Apr	May	Jun	Jul	Aug	Sep	Oct	Nov	Dec	Thru Feb	% Change	Total
Total	2017	77	43	-	-	-	-	-	-	-	-	-	-	120	-8%	120
	2016	78	52	55	62	50	47	77	48	76	78	80	51	130	▼	754
Civil	2017	16	4	-	-	-	-	-	-	-	-	-	-	20	100%	20
	2016	5	5	7	6	11	6	12	15	10	10	21	12	10	▲	120
Criminal	2017	29	7	-	-	-	-	-	-	-	-	-	-	36	-41%	36
	2016	45	16	23	29	18	12	35	11	21	34	18	20	61	▼	282
Miscellaneous	2017	32	32	-	-	-	-	-	-	-	-	-	-	64	8%	64
	2016	28	31	25	27	21	29	30	21	45	34	41	19	59	▲	351
Other	2017	-	-	-	-	-	-	-	-	-	-	-	-	0	0	0
	2016	-	-	-	-	-	-	-	1	-	-	-	-	0	↔	1

Filings by Division & Case Category																		
			Jan	Feb	Mar	Apr	May	Jun	Jul	Aug	Sep	Oct	Nov	Dec	Thru Feb	% Change	Total	
Civil	Administrative Law	2017	-	-	-	-	-	-	-	-	-	-	-	-	0	0	0	
		2016	-	-	-	-	-	-	-	1	-	-	-	-	-	0	↔	1
	Contested Divorce	2017	1	-	-	-	-	-	-	-	-	-	-	-	-	1	-50%	1
		2016	1	1	2	-	-	-	1	2	3	1	3	1	2	2	▼	17
	Domestic and Family - Level 1	2017	-	-	-	-	-	-	-	-	-	-	-	-	-	0	-100%	0
		2016	1	-	-	1	-	-	-	-	1	1	-	2	-	1	▼	6
	Domestic and Family - Level 2	2017	-	-	-	-	-	-	-	-	-	-	-	-	-	0	0	0
		2016	-	-	1	1	-	-	-	-	-	3	-	1	-	0	↔	6
	General Civil - Level 1	2017	-	-	-	-	-	-	-	-	-	-	-	-	-	0	0	0
		2016	-	-	-	-	-	-	-	-	-	-	1	-	-	0	↔	1
	General Civil - Level 2	2017	1	1	-	-	-	-	-	-	-	-	-	-	-	2	100%	2
		2016	1	-	1	1	1	-	2	1	2	2	3	2	1	1	▲	16
General Civil - Level 3	2017	10	3	-	-	-	-	-	-	-	-	-	-	-	13	1,200%	13	
	2016	1	-	1	2	6	4	6	1	2	1	10	6	1	1	▲	40	
Probates/Wills and Trusts - Level	2017	1	-	-	-	-	-	-	-	-	-	-	-	-	1	1	1	
	2016	-	-	-	-	-	-	-	-	3	1	-	-	-	0	↔	4	
Uncontested Divorce	2017	3	-	-	-	-	-	-	-	-	-	-	-	-	3	-40%	3	
	2016	1	4	2	1	4	1	1	6	-	3	4	2	5	5	▼	29	
Criminal	Misdemeanor	2017	8	4	-	-	-	-	-	-	-	-	-	-	-	12	-14%	12
		2016	10	4	3	3	5	1	5	5	9	1	6	5	14	14	▼	57
	Non-Capital Felonies and	2017	17	2	-	-	-	-	-	-	-	-	-	-	-	19	-58%	19
		2016	33	12	18	26	13	11	29	6	11	31	10	15	45	45	▼	215
	Other Criminally Related Matters	2017	4	1	-	-	-	-	-	-	-	-	-	-	-	5	150%	5
		2016	2	-	2	-	-	-	-	1	-	1	2	2	-	2	2	▲
Other	Miscellaneous	2017	32	32	-	-	-	-	-	-	-	-	-	-	-	64	8%	64
		2016	28	31	25	27	21	29	30	21	45	34	41	19	59	59	▲	351
	Other	2017	-	-	-	-	-	-	-	-	-	-	-	-	-	0	0	0
2016		-	-	-	-	-	-	-	-	1	-	-	-	-	0	↔	1	

January 2016 -- February 2017 Filings

Dashboard

Court: Frederick Circuit

Circuit/Court ID: 26

Start/End Date: Jan-16 / Feb-17

226069

2016 Average Month: 389

Type of Case: Filings

Jan-Feb 2016: 811

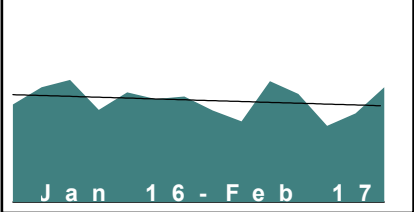
2017 Average Month:389

Jan-Feb 2017 : 777

Filings Trending: ▼

Overall AVG. Month: 389

Monthly Filings Summary



Jan --- Feb Filings

777

811

2017

2016

Filings by Division																
		Jan	Feb	Mar	Apr	May	Jun	Jul	Aug	Sep	Oct	Nov	Dec	Thru Feb	% Change	Total
Total	2017	339	438	-	-	-	-	-	-	-	-	-	-	777	-4%	777
	2016	373	438	467	352	419	393	403	349	308	462	413	291	811	▼	4,668
Civil	2017	48	49	-	-	-	-	-	-	-	-	-	-	97	9%	97
	2016	33	56	59	50	67	42	46	45	38	43	43	44	89	▲	566
Criminal	2017	115	184	-	-	-	-	-	-	-	-	-	-	299	-9%	299
	2016	168	162	185	170	226	197	171	161	112	239	212	109	330	▼	2,112
Miscellaneous	2017	176	205	-	-	-	-	-	-	-	-	-	-	381	-3%	381
	2016	172	220	223	132	126	154	186	143	158	180	158	136	392	▼	1,988
Other	2017	-	-	-	-	-	-	-	-	-	-	-	-	0	0	0
	2016	-	-	-	-	-	-	-	-	-	-	-	2	0	↔	2

Filings by Division & Case Category																	
			Jan	Feb	Mar	Apr	May	Jun	Jul	Aug	Sep	Oct	Nov	Dec	Thru Feb	% Change	Total
Civil	Administrative Law	2017	-	-	-	-	-	-	-	-	-	-	-	-	0	0	0
		2016	-	-	-	-	-	1	1	-	2	2	-	-	0	↔	6
	Contested Divorce	2017	8	12	-	-	-	-	-	-	-	-	-	-	20	43%	20
		2016	7	7	8	13	12	7	9	8	5	7	5	6	14	▲	94
	Domestic and Family - Level 1	2017	4	5	-	-	-	-	-	-	-	-	-	-	9	80%	9
		2016	-	5	3	4	6	7	8	6	6	4	3	4	5	▲	56
	Domestic and Family - Level 2	2017	2	2	-	-	-	-	-	-	-	-	-	-	4	100%	4
		2016	2	-	4	4	3	2	3	-	-	3	5	1	2	▲	27
	General Civil - Level 1	2017	-	-	-	-	-	-	-	-	-	-	-	-	0	-100%	0
		2016	-	1	1	-	2	-	-	-	1	-	-	1	1	▼	6
	General Civil - Level 2	2017	12	3	-	-	-	-	-	-	-	-	-	-	15	0%	15
		2016	4	11	11	4	7	5	3	5	9	7	6	11	15	↔	83
	General Civil - Level 3	2017	1	1	-	-	-	-	-	-	-	-	-	-	2	-82%	2
		2016	1	10	1	1	6	3	4	2	4	2	2	3	11	▼	39
Probates/Wills and Trusts - Level	2017	1	1	-	-	-	-	-	-	-	-	-	-	2	2	2	
	2016	-	-	-	-	-	-	-	-	-	-	-	-	0	↔	0	
Probates/Wills and Trusts - Level	2017	2	3	-	-	-	-	-	-	-	-	-	-	5	67%	5	
	2016	2	1	2	2	4	1	1	2	1	1	3	4	3	▲	24	
Uncontested Divorce	2017	18	22	-	-	-	-	-	-	-	-	-	-	40	5%	40	
	2016	17	21	29	22	27	16	17	22	10	17	19	14	38	▲	231	
Criminal	Capital Murder	2017	-	1	-	-	-	-	-	-	-	-	-	-	1	1	1
		2016	-	-	4	-	-	-	-	-	-	-	-	-	0	↔	4
	Misdemeanor	2017	17	28	-	-	-	-	-	-	-	-	-	-	45	-18%	45
		2016	28	27	32	34	36	33	28	15	20	36	47	27	55	▼	363
	Non-Capital Felonies and	2017	96	153	-	-	-	-	-	-	-	-	-	-	249	-7%	249
		2016	136	132	139	130	188	161	143	143	88	194	153	80	268	▼	1,687
	Other Criminally Related Matters	2017	2	2	-	-	-	-	-	-	-	-	-	-	4	-43%	4
		2016	4	3	10	6	2	3	-	3	4	9	12	2	7	▼	58
	Miscellaneous	2017	176	205	-	-	-	-	-	-	-	-	-	-	381	-3%	381
		2016	172	220	223	132	126	154	186	143	158	180	158	136	392	▼	1,988
Other	2017	-	-	-	-	-	-	-	-	-	-	-	-	0	0	0	
	2016	-	-	-	-	-	-	-	-	-	-	-	2	0	↔	2	

January 2016 -- February 2017 Filings

Dashboard

Court: Page Circuit

Start/End Date: Jan-16 / Feb-17

2016 Average Month: 168

Jan-Feb 2016: 437

Filings Trending: ▼

Circuit/Court ID: 26

226139


Type of Case: Filings

2017 Average Month:164

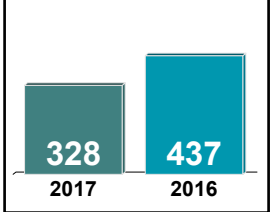
Jan-Feb 2017 : 328

Overall AVG. Month: 167

Monthly Filings Summary



Jan --- Feb Filings



Filings by Division																
		Jan	Feb	Mar	Apr	May	Jun	Jul	Aug	Sep	Oct	Nov	Dec	Thru Feb	% Change	Total
Total	2017	132	196	-	-	-	-	-	-	-	-	-	-	328	-25%	328
	2016	239	198	173	190	157	98	112	134	275	155	152	130	437	▼	2,013
Civil	2017	13	17	-	-	-	-	-	-	-	-	-	-	30	15%	30
	2016	7	19	18	4	24	14	19	15	14	13	11	12	26	▲	170
Criminal	2017	76	123	-	-	-	-	-	-	-	-	-	-	199	-25%	199
	2016	161	106	94	147	97	48	51	78	212	83	80	69	267	▼	1,226
Miscellaneous	2017	40	51	-	-	-	-	-	-	-	-	-	-	91	-36%	91
	2016	71	71	57	34	35	36	41	40	49	56	60	49	142	▼	599
Other	2017	3	5	-	-	-	-	-	-	-	-	-	-	8	300%	8
	2016	-	2	4	5	1	-	1	1	-	3	1	-	2	▲	18

Filings by Division & Case Category																
		Jan	Feb	Mar	Apr	May	Jun	Jul	Aug	Sep	Oct	Nov	Dec	Thru Feb	% Change	Total
Civil	Contested Divorce	2017	5	4	-	-	-	-	-	-	-	-	-	9	80%	9
		2016	-	5	5	2	3	2	5	4	2	-	2	5	▲	31
	Domestic and Family - Level 1	2017	-	-	-	-	-	-	-	-	-	-	-	0	0	0
		2016	-	-	-	-	1	-	-	-	-	-	-	0	↔	1
	Domestic and Family - Level 2	2017	1	1	-	-	-	-	-	-	-	-	-	2	2	2
		2016	-	-	-	-	1	4	-	2	1	2	1	0	↔	11
	General Civil - Level 2	2017	2	1	-	-	-	-	-	-	-	-	-	3	-25%	3
		2016	1	3	4	-	5	3	2	4	-	1	2	4	▼	28
	General Civil - Level 3	2017	1	-	-	-	-	-	-	-	-	-	-	1	0%	1
		2016	1	-	5	-	3	1	2	1	4	3	4	1	↔	25
Criminal	Probates/Wills and Trusts - Level	2017	-	1	-	-	-	-	-	-	-	-	-	1	1	1
		2016	-	-	-	-	1	-	-	1	-	1	-	0	↔	3
	Probates/Wills and Trusts - Level	2017	1	1	-	-	-	-	-	-	-	-	-	2	100%	2
		2016	1	-	-	1	1	-	1	-	1	-	1	1	▲	6
	Uncontested Divorce	2017	3	9	-	-	-	-	-	-	-	-	-	12	-20%	12
		2016	4	11	4	1	10	7	5	7	4	6	4	15	▼	65
	Capital Murder	2017	-	-	-	-	-	-	-	-	-	-	-	0	0	0
		2016	-	-	-	-	-	-	4	-	-	-	-	0	↔	4
	Misdemeanor	2017	19	42	-	-	-	-	-	-	-	-	-	61	65%	61
		2016	29	8	15	26	27	5	13	18	40	20	29	37	▲	237
Miscellaneous	Non-Capital Felonies and	2017	57	77	-	-	-	-	-	-	-	-	-	134	-23%	134
		2016	76	97	79	118	68	33	38	56	165	59	51	173	▼	891
	Other Criminally Related Matters	2017	-	4	-	-	-	-	-	-	-	-	-	4	-93%	4
		2016	56	1	-	3	2	10	-	7	4	-	11	57	▼	94
	Miscellaneous	2017	40	51	-	-	-	-	-	-	-	-	-	91	-36%	91
		2016	71	71	57	34	35	36	41	40	49	56	60	142	▼	599
	Other	2017	3	5	-	-	-	-	-	-	-	-	-	8	300%	8
		2016	-	2	4	5	1	-	1	1	-	3	1	2	▲	18

January 2016 -- February 2017 Filings

Dashboard

Court: Rockingham Circuit

Circuit/Court ID: 26

Start/End Date: Jan-16 / Feb-17

226165

2016 Average Month: 566

Type of Case: Filings

Jan-Feb 2016: 1,198


2017 Average Month: 615

Filings Trending: ▲

Jan-Feb 2017 : 1,230

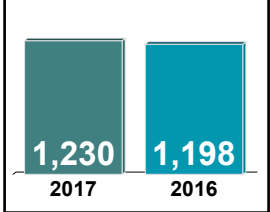
Overall AVG. Month: 573

Monthly Filings Summary



Jan 16 - Feb 17

Jan --- Feb Filings



1,230 1,198

2017 2016

Filings by Division																
		Jan	Feb	Mar	Apr	May	Jun	Jul	Aug	Sep	Oct	Nov	Dec	Thru Feb	% Change	Total
Total	2017	598	632	-	-	-	-	-	-	-	-	-	-	1,230	3%	1,230
	2016	558	640	633	565	513	555	594	534	547	543	557	558	1,198	▲	6,797
Civil	2017	88	100	-	-	-	-	-	-	-	-	-	-	188	42%	188
	2016	65	67	84	85	73	80	67	107	109	78	77	116	132	▲	1,008
Criminal	2017	237	216	-	-	-	-	-	-	-	-	-	-	453	5%	453
	2016	186	247	271	256	250	235	295	186	210	212	248	217	433	▲	2,813
Miscellaneous	2017	186	248	-	-	-	-	-	-	-	-	-	-	434	-12%	434
	2016	239	256	219	158	125	175	156	177	167	198	166	165	495	▼	2,201
Other	2017	87	68	-	-	-	-	-	-	-	-	-	-	155	12%	155
	2016	68	70	59	66	65	65	76	64	61	55	66	60	138	▲	775

Filings by Division & Case Category																
		Jan	Feb	Mar	Apr	May	Jun	Jul	Aug	Sep	Oct	Nov	Dec	Thru Feb	% Change	Total
Civil	Administrative Law	2017	-	1	-	-	-	-	-	-	-	-	-	1	0%	1
		2016	-	1	1	1	-	-	1	2	-	-	-	1	↔	6
	Contested Divorce	2017	14	12	-	-	-	-	-	-	-	-	-	26	30%	26
		2016	9	11	15	14	14	17	17	32	13	16	17	20	▲	188
	Domestic and Family - Level 1	2017	-	-	-	-	-	-	-	-	-	-	-	0	0	0
		2016	-	-	1	-	-	2	1	1	-	2	1	0	↔	8
	Domestic and Family - Level 2	2017	4	9	-	-	-	-	-	-	-	-	-	13	0%	13
		2016	9	4	2	20	4	6	6	12	2	4	2	13	↔	75
	General Civil - Level 1	2017	2	1	-	-	-	-	-	-	-	-	-	3	200%	3
		2016	1	-	-	-	1	1	2	1	1	1	-	1	▲	8
	General Civil - Level 2	2017	12	25	-	-	-	-	-	-	-	-	-	37	68%	37
		2016	10	12	17	19	16	13	14	27	24	15	10	22	▲	199
	General Civil - Level 3	2017	6	3	-	-	-	-	-	-	-	-	-	9	-31%	9
		2016	7	6	7	1	6	5	3	11	4	6	21	13	▼	84
Criminal	Probates/Wills and Trusts - Level	2017	-	1	-	-	-	-	-	-	-	-	-	1	1	1
		2016	-	-	-	1	-	2	1	-	-	1	-	0	↔	5
	Probates/Wills and Trusts - Level	2017	-	2	-	-	-	-	-	-	-	-	-	2	-33%	2
		2016	1	2	5	2	2	1	3	1	2	1	-	3	▼	20
	Uncontested Divorce	2017	50	46	-	-	-	-	-	-	-	-	-	96	63%	96
		2016	28	31	36	27	31	33	32	32	38	36	53	59	▲	415
	Capital Murder	2017	-	-	-	-	-	-	-	-	-	-	-	0	0	0
		2016	-	-	-	1	-	-	-	-	-	-	-	0	↔	1
	Misdemeanor	2017	45	48	-	-	-	-	-	-	-	-	-	93	4%	93
		2016	27	62	65	45	45	49	55	28	44	44	42	89	▲	538
	Non-Capital Felonies and	2017	188	165	-	-	-	-	-	-	-	-	-	353	9%	353
		2016	150	175	202	204	203	179	232	142	161	171	195	325	▲	2,186
	Other Criminally Related Matters	2017	4	3	-	-	-	-	-	-	-	-	-	7	-63%	7
		2016	9	10	4	6	2	7	8	16	5	9	3	19	▼	88
Miscellaneous		2017	186	248	-	-	-	-	-	-	-	-	-	434	-12%	434
		2016	239	256	219	158	125	175	156	177	167	198	166	495	▼	2,201
Other		2017	87	68	-	-	-	-	-	-	-	-	-	155	12%	155
		2016	68	70	59	66	65	65	76	64	61	55	66	138	▲	775

January 2016 -- February 2017 Filings

Dashboard

Court: Shenandoah Circuit

Start/End Date: Jan-16 / Feb-17

2016 Average Month: 275

Jan-Feb 2016: 581

Filings Trending: ▲

Circuit/Court ID: 26

226171


Type of Case: Filings

2017 Average Month:333

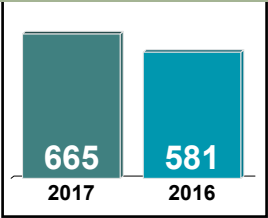
Jan-Feb 2017 : 665

Overall AVG. Month: 284

Monthly Filings Summary



Jan --- Feb Filings



Filings by Division																
		Jan	Feb	Mar	Apr	May	Jun	Jul	Aug	Sep	Oct	Nov	Dec	Thru Feb	% Change	Total
Total	2017	238	427	-	-	-	-	-	-	-	-	-	-	665	14%	665
	2016	339	242	324	322	279	273	314	215	235	281	310	171	581	▲	3,305
Civil	2017	22	22	-	-	-	-	-	-	-	-	-	-	44	42%	44
	2016	16	15	22	26	17	21	32	28	23	22	18	25	31	▲	265
Criminal	2017	83	259	-	-	-	-	-	-	-	-	-	-	342	55%	342
	2016	126	95	98	177	129	109	129	87	70	118	168	51	221	▲	1,357
Miscellaneous	2017	109	107	-	-	-	-	-	-	-	-	-	-	216	-2%	216
	2016	117	104	118	82	76	77	96	84	106	123	84	74	221	▼	1,141
Other	2017	24	39	-	-	-	-	-	-	-	-	-	-	63	-42%	63
	2016	80	28	86	37	57	66	57	16	36	18	40	21	108	▼	542

Filings by Division & Case Category																	
			Jan	Feb	Mar	Apr	May	Jun	Jul	Aug	Sep	Oct	Nov	Dec	Thru Feb	% Change	Total
Civil	Contested Divorce	2017	3	3	-	-	-	-	-	-	-	-	-	-	6	-50%	6
		2016	7	5	-	8	6	2	7	3	5	3	3	3	12	▼	52
	Domestic and Family - Level 1	2017	-	-	-	-	-	-	-	-	-	-	-	-	0	0	0
		2016	-	-	-	-	-	-	-	1	-	-	-	-	0	↔	1
	Domestic and Family - Level 2	2017	-	-	-	-	-	-	-	-	-	-	-	-	0	-100%	0
		2016	-	1	-	3	-	3	-	-	2	-	2	2	1	▼	13
	General Civil - Level 1	2017	-	-	-	-	-	-	-	-	-	-	-	-	0	0	0
		2016	-	-	1	-	1	-	-	-	2	1	1	1	0	↔	7
	General Civil - Level 2	2017	5	4	-	-	-	-	-	-	-	-	-	-	9	200%	9
		2016	2	1	9	2	1	6	11	4	7	4	8	4	3	▲	59
	General Civil - Level 3	2017	3	2	-	-	-	-	-	-	-	-	-	-	5	150%	5
		2016	2	-	1	1	-	1	2	5	-	6	1	1	2	▲	20
Probates/Wills and Trusts - Level	2017	-	-	-	-	-	-	-	-	-	-	-	-	0	-100%	0	
	2016	1	1	1	-	-	-	-	-	-	-	-	-	2	▼	3	
Probates/Wills and Trusts - Level	2017	1	-	-	-	-	-	-	-	-	-	-	-	1	-50%	1	
	2016	1	1	1	3	1	-	-	2	1	1	-	4	2	▼	15	
Uncontested Divorce	2017	10	13	-	-	-	-	-	-	-	-	-	-	23	156%	23	
	2016	3	6	9	9	8	9	12	13	6	7	3	10	9	▲	95	
Criminal	Capital Murder	2017	-	-	-	-	-	-	-	-	-	-	-	-	0	0	0
		2016	-	-	-	-	-	-	-	-	-	-	1	-	0	↔	1
	Misdemeanor	2017	28	30	-	-	-	-	-	-	-	-	-	-	58	16%	58
		2016	27	23	18	17	42	41	18	37	22	34	34	23	50	▲	336
	Non-Capital Felonies and	2017	52	227	-	-	-	-	-	-	-	-	-	-	279	64%	279
		2016	99	71	74	156	87	67	108	49	44	78	130	28	170	▲	991
Other Criminally Related Matters	2017	3	2	-	-	-	-	-	-	-	-	-	-	5	400%	5	
	2016	-	1	6	4	-	1	3	1	4	6	3	-	1	▲	29	
Other	Miscellaneous	2017	109	107	-	-	-	-	-	-	-	-	-	-	216	-2%	216
		2016	117	104	118	82	76	77	96	84	106	123	84	74	221	▼	1,141
Other	Other	2017	24	39	-	-	-	-	-	-	-	-	-	-	63	-42%	63
		2016	80	28	86	37	57	66	57	16	36	18	40	21	108	▼	542

January 2016 -- February 2017 Filings

Dashboard

Court: Warren Circuit

Circuit/Court ID: 26

Start/End Date: Jan-16 / Feb-17

226187

2016 Average Month: 271

Type of Case: Filings

Jan-Feb 2016: 496


2017 Average Month:255

Jan-Feb 2017 : 509

Filings Trending: ▲

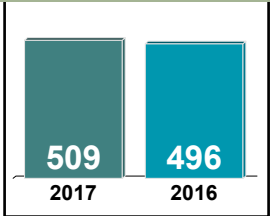
Overall AVG. Month: 268

Monthly Filings Summary



Jan 16 - Feb 17

Jan --- Feb Filings



509 496

2017 2016

Filings by Division																
		Jan	Feb	Mar	Apr	May	Jun	Jul	Aug	Sep	Oct	Nov	Dec	Thru Feb	% Change	Total
Total	2017	272	237	-	-	-	-	-	-	-	-	-	-	509	3%	509
	2016	248	248	350	262	222	297	274	266	277	262	268	272	496	▲	3,246
Civil	2017	40	34	-	-	-	-	-	-	-	-	-	-	74	-8%	74
	2016	27	53	35	45	37	58	34	44	50	43	35	36	80	▼	497
Criminal	2017	123	61	-	-	-	-	-	-	-	-	-	-	184	70%	184
	2016	60	48	160	77	94	109	130	113	108	63	101	101	108	▲	1,164
Miscellaneous	2017	88	109	-	-	-	-	-	-	-	-	-	-	197	-9%	197
	2016	110	107	118	86	66	93	84	76	87	116	101	101	217	▼	1,145
Other	2017	21	33	-	-	-	-	-	-	-	-	-	-	54	-41%	54
	2016	51	40	37	54	25	37	26	33	32	40	31	34	91	▼	440

Filings by Division & Case Category																
		Jan	Feb	Mar	Apr	May	Jun	Jul	Aug	Sep	Oct	Nov	Dec	Thru Feb	% Change	Total
Civil	Administrative Law	2017	-	-	-	-	-	-	-	-	-	-	-	0	0	0
		2016	-	-	-	-	-	-	1	-	-	1	-	0	↔	2
	Contested Divorce	2017	11	8	-	-	-	-	-	-	-	-	-	19	-14%	19
		2016	9	13	8	10	8	12	9	10	11	11	9	22	▼	125
	Domestic and Family - Level 1	2017	-	-	-	-	-	-	-	-	-	-	-	0	0	0
		2016	-	-	-	-	-	-	-	1	-	-	-	0	↔	1
	Domestic and Family - Level 2	2017	1	2	-	-	-	-	-	-	-	-	-	3	3	3
		2016	-	-	-	-	4	-	3	2	1	-	1	0	↔	11
	General Civil - Level 1	2017	-	-	-	-	-	-	-	-	-	-	-	0	-100%	0
		2016	-	1	-	-	-	-	1	1	-	-	-	1	▼	3
	General Civil - Level 2	2017	4	3	-	-	-	-	-	-	-	-	-	7	-59%	7
		2016	2	15	5	8	7	12	4	3	7	7	4	17	▼	79
Criminal	General Civil - Level 3	2017	3	3	-	-	-	-	-	-	-	-	-	6	-25%	6
		2016	2	6	2	2	5	1	4	-	-	1	1	8	▼	26
	Probates/Wills and Trusts - Level	2017	2	1	-	-	-	-	-	-	-	-	-	3	3	3
		2016	-	-	-	1	1	1	1	1	1	1	1	0	↔	8
	Uncontested Divorce	2017	19	17	-	-	-	-	-	-	-	-	-	36	13%	36
		2016	14	18	20	24	15	28	20	21	27	21	14	32	▲	242
	Misdemeanor	2017	21	8	-	-	-	-	-	-	-	-	-	29	21%	29
		2016	16	8	34	18	13	22	21	24	26	15	13	24	▲	226
	Non-Capital Felonies and	2017	101	50	-	-	-	-	-	-	-	-	-	151	91%	151
		2016	42	37	120	57	75	78	97	74	74	46	88	79	▲	867
	Other Criminally Related Matters	2017	1	3	-	-	-	-	-	-	-	-	-	4	-20%	4
		2016	2	3	6	2	6	9	12	15	8	2	-	5	▼	71
Miscellaneous		2017	88	109	-	-	-	-	-	-	-	-	-	197	-9%	197
		2016	110	107	118	86	66	93	84	76	87	116	101	217	▼	1,145
Other		2017	21	33	-	-	-	-	-	-	-	-	-	54	-41%	54
		2016	51	40	37	54	25	37	26	33	32	40	31	91	▼	440

January 2016 -- February 2017 Filings

Dashboard

Court: Winchester Circuit

Circuit/Court ID: 26

Start/End Date: Jan-16 / Feb-17

226840

2016 Average Month: 183

Type of Case: Filings

Jan-Feb 2016: 411

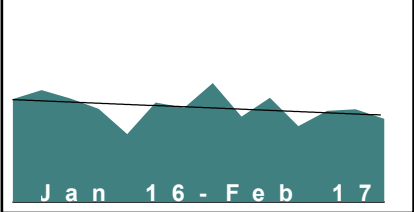
2017 Average Month:168

Jan-Feb 2017 : 336

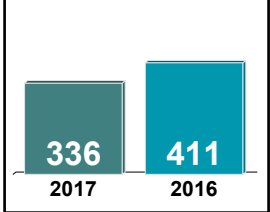
Filings Trending: ▼

Overall AVG. Month: 181

Monthly Filings Summary



Jan --- Feb Filings



Filings by Division																
		Jan	Feb	Mar	Apr	May	Jun	Jul	Aug	Sep	Oct	Nov	Dec	Thru Feb	% Change	Total
Total	2017	177	159	-	-	-	-	-	-	-	-	-	-	336	-18%	336
	2016	197	214	198	178	130	190	180	227	163	199	145	174	411	▼	2,195
Civil	2017	24	18	-	-	-	-	-	-	-	-	-	-	42	31%	42
	2016	11	21	18	14	15	24	16	26	21	30	19	18	32	▲	233
Criminal	2017	105	101	-	-	-	-	-	-	-	-	-	-	206	-32%	206
	2016	144	158	149	136	91	132	128	164	101	123	92	120	302	▼	1,538
Miscellaneous	2017	45	37	-	-	-	-	-	-	-	-	-	-	82	9%	82
	2016	40	35	29	28	24	34	35	36	39	44	33	32	75	▲	409
Other	2017	3	3	-	-	-	-	-	-	-	-	-	-	6	200%	6
	2016	2	-	2	-	-	-	1	1	2	2	1	4	2	▲	15

Filings by Division & Case Category																
		Jan	Feb	Mar	Apr	May	Jun	Jul	Aug	Sep	Oct	Nov	Dec	Thru Feb	% Change	Total
Civil	Administrative Law	2017	1	-	-	-	-	-	-	-	-	-	-	1	0%	1
		2016	1	-	2	-	-	1	-	1	2	-	-	1	↔	7
	Contested Divorce	2017	4	2	-	-	-	-	-	-	-	-	-	6	0%	6
		2016	3	3	4	-	4	3	-	3	-	4	2	6	↔	28
	Domestic and Family - Level 1	2017	-	-	-	-	-	-	-	-	-	-	-	0	-100%	0
		2016	1	-	-	-	-	1	1	-	2	2	1	1	▼	8
	Domestic and Family - Level 2	2017	1	-	-	-	-	-	-	-	-	-	-	1	1	1
		2016	-	-	1	3	-	2	-	4	2	1	2	0	↔	16
	General Civil - Level 1	2017	2	1	-	-	-	-	-	-	-	-	-	3	200%	3
		2016	-	1	-	-	1	2	-	2	3	-	1	1	▲	10
	General Civil - Level 2	2017	7	3	-	-	-	-	-	-	-	-	-	10	43%	10
		2016	3	4	4	4	8	7	4	6	4	3	7	7	▲	61
Criminal	General Civil - Level 3	2017	1	2	-	-	-	-	-	-	-	-	-	3	-25%	3
		2016	1	3	2	-	1	1	-	1	5	2	2	4	▼	19
	Probates/Wills and Trusts - Level	2017	-	3	-	-	-	-	-	-	-	-	-	3	50%	3
		2016	-	2	1	1	-	1	1	-	2	-	-	2	▲	8
	Uncontested Divorce	2017	8	7	-	-	-	-	-	-	-	-	-	15	50%	15
		2016	2	8	4	6	2	10	6	11	11	6	4	10	▲	76
	Misdemeanor	2017	24	30	-	-	-	-	-	-	-	-	-	54	-18%	54
		2016	41	25	38	21	10	28	41	22	18	22	16	66	▼	317
	Non-Capital Felonies and	2017	79	69	-	-	-	-	-	-	-	-	-	148	-36%	148
		2016	102	130	109	114	79	102	86	137	79	99	76	232	▼	1,194
	Other Criminally Related Matters	2017	2	2	-	-	-	-	-	-	-	-	-	4	0%	4
		2016	1	3	2	1	2	2	1	5	4	-	4	4	↔	27
Miscellaneous		2017	45	37	-	-	-	-	-	-	-	-	-	82	9%	82
		2016	40	35	29	28	24	34	35	36	39	44	33	75	▲	409
Other		2017	3	3	-	-	-	-	-	-	-	-	-	6	200%	6
		2016	2	-	2	-	-	-	1	1	2	2	1	4	▲	15

January 2016 -- February 2017 Filings

Dashboard

Court: Bland Circuit

Start/End Date: Jan-16 / Feb-17

2016 Average Month: 41

Jan-Feb 2016: 120

Filings Trending: ▼

Circuit/Court ID: 27

227021

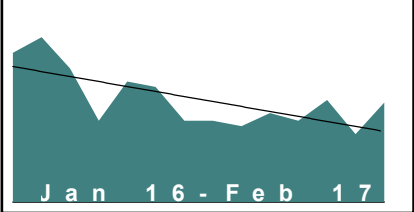
Type of Case: Filings

2017 Average Month:32

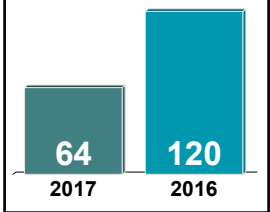
Jan-Feb 2017 : 64

Overall AVG. Month: 39

Monthly Filings Summary



Jan --- Feb Filings



Filings by Division																
		Jan	Feb	Mar	Apr	May	Jun	Jul	Aug	Sep	Oct	Nov	Dec	Thru Feb	% Change	Total
Total	2017	26	38	-	-	-	-	-	-	-	-	-	-	64	-47%	64
	2016	57	63	51	31	46	44	31	31	29	34	31	39	120	▼	487
Civil	2017	5	5	-	-	-	-	-	-	-	-	-	-	10	-9%	10
	2016	3	8	5	1	5	7	6	3	3	6	2	7	11	▼	56
Criminal	2017	7	7	-	-	-	-	-	-	-	-	-	-	14	-44%	14
	2016	10	15	13	4	31	18	8	11	8	1	13	16	25	▼	148
Miscellaneous	2017	13	26	-	-	-	-	-	-	-	-	-	-	39	-53%	39
	2016	44	39	33	26	10	17	17	17	18	26	16	15	83	▼	278
Other	2017	1	-	-	-	-	-	-	-	-	-	-	-	1	0%	1
	2016	-	1	-	-	-	2	-	-	-	1	-	1	1	↔	5

Filings by Division & Case Category																
		Jan	Feb	Mar	Apr	May	Jun	Jul	Aug	Sep	Oct	Nov	Dec	Thru Feb	% Change	Total
Civil	Administrative Law	2017	1	-	-	-	-	-	-	-	-	-	-	1	0%	1
		2016	-	1	-	-	-	-	-	-	-	-	-	1	↔	1
	Contested Divorce	2017	1	2	-	-	-	-	-	-	-	-	-	3	-40%	3
		2016	1	4	2	-	-	1	-	1	2	1	1	5	▼	13
	Domestic and Family - Level 2	2017	-	-	-	-	-	-	-	-	-	-	-	0	0	0
		2016	-	-	-	-	-	-	-	-	1	-	-	0	↔	1
	General Civil - Level 1	2017	-	-	-	-	-	-	-	-	-	-	-	0	0	0
		2016	-	-	-	-	-	-	-	-	-	1	-	0	↔	1
	General Civil - Level 2	2017	1	1	-	-	-	-	-	-	-	-	-	2	0%	2
		2016	1	1	-	-	2	2	3	1	-	-	2	2	↔	12
Criminal	General Civil - Level 3	2017	-	-	-	-	-	-	-	-	-	-	-	0	-100%	0
		2016	-	1	-	-	1	1	-	-	-	-	1	1	▼	4
	Uncontested Divorce	2017	2	2	-	-	-	-	-	-	-	-	-	4	100%	4
		2016	1	1	3	1	2	5	1	3	1	3	-	2	▲	24
	Misdemeanor	2017	1	-	-	-	-	-	-	-	-	-	-	1	1	1
		2016	-	-	1	-	2	1	3	2	1	3	1	0	↔	14
	Non-Capital Felonies and	2017	6	6	-	-	-	-	-	-	-	-	-	12	-52%	12
		2016	10	15	12	4	29	17	5	6	5	1	10	25	▼	129
	Other Criminally Related Matters	2017	-	1	-	-	-	-	-	-	-	-	-	1	1	1
		2016	-	-	-	-	-	-	3	2	-	-	-	0	↔	5
Miscellaneous		2017	13	26	-	-	-	-	-	-	-	-	-	39	-53%	39
		2016	44	39	33	26	10	17	17	17	18	26	16	83	▼	278
Other		2017	1	-	-	-	-	-	-	-	-	-	-	1	0%	1
		2016	-	1	-	-	-	2	-	-	1	-	1	1	↔	5

January 2016 -- February 2017 Filings

Dashboard

Court: Carroll Circuit

Circuit/Court ID: 27

Start/End Date: Jan-16 / Feb-17

227035

2016 Average Month: 248

Type of Case: Filings

Jan-Feb 2016: 537

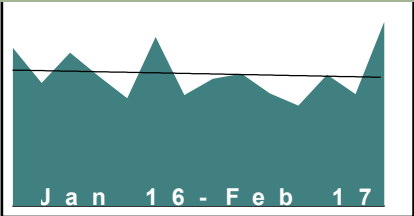
2017 Average Month:283

Filings Trending: ▲

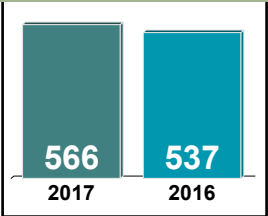
Jan-Feb 2017 : 566

Overall AVG. Month: 253

Monthly Filings Summary



Jan --- Feb Filings



Filings by Division																
		Jan	Feb	Mar	Apr	May	Jun	Jul	Aug	Sep	Oct	Nov	Dec	Thru Feb	% Change	Total
Total	2017	214	352	-	-	-	-	-	-	-	-	-	-	566	5%	566
	2016	302	235	293	248	206	323	212	243	253	215	192	251	537	▲	2,973
Civil	2017	21	25	-	-	-	-	-	-	-	-	-	-	46	35%	46
	2016	18	16	32	22	25	30	16	27	17	24	12	19	34	▲	258
Criminal	2017	85	186	-	-	-	-	-	-	-	-	-	-	271	38%	271
	2016	127	69	119	100	99	197	86	111	115	102	76	144	196	▲	1,345
Miscellaneous	2017	95	118	-	-	-	-	-	-	-	-	-	-	213	-15%	213
	2016	130	120	122	110	68	79	89	83	103	80	86	69	250	▼	1,139
Other	2017	13	23	-	-	-	-	-	-	-	-	-	-	36	-37%	36
	2016	27	30	20	16	14	17	21	22	18	9	18	19	57	▼	231

Filings by Division & Case Category																
		Jan	Feb	Mar	Apr	May	Jun	Jul	Aug	Sep	Oct	Nov	Dec	Thru Feb	% Change	Total
Civil	Administrative Law	2017	-	-	-	-	-	-	-	-	-	-	-	0	0	0
		2016	-	-	-	-	1	-	-	-	1	-	-	0	↔	2
	Contested Divorce	2017	6	3	-	-	-	-	-	-	-	-	-	9	0%	9
		2016	4	5	2	4	6	2	3	-	4	2	3	9	↔	37
	Domestic and Family - Level 1	2017	2	-	-	-	-	-	-	-	-	-	-	2	0%	2
		2016	1	1	1	-	1	-	3	-	-	1	4	2	↔	12
	Domestic and Family - Level 2	2017	3	3	-	-	-	-	-	-	-	-	-	6	100%	6
		2016	2	1	2	2	1	3	2	3	-	1	3	3	▲	21
	General Civil - Level 1	2017	1	-	-	-	-	-	-	-	-	-	-	1	1	1
		2016	-	-	-	1	1	-	1	-	2	-	-	0	↔	5
	General Civil - Level 2	2017	1	4	-	-	-	-	-	-	-	-	-	5	67%	5
		2016	3	-	8	3	3	6	4	2	5	2	2	3	▲	43
Criminal	General Civil - Level 3	2017	2	4	-	-	-	-	-	-	-	-	-	6	200%	6
		2016	1	1	4	2	2	6	-	6	3	5	1	2	▲	33
	Probates/Wills and Trusts - Level	2017	-	2	-	-	-	-	-	-	-	-	-	2	-33%	2
		2016	2	1	2	1	2	5	2	3	2	-	1	3	▼	21
	Uncontested Divorce	2017	6	9	-	-	-	-	-	-	-	-	-	15	25%	15
		2016	5	7	13	9	9	9	4	8	2	9	4	12	▲	84
	Capital Murder	2017	-	-	-	-	-	-	-	-	-	-	-	0	0	0
		2016	-	-	-	-	-	-	-	-	-	-	1	0	↔	1
	Misdemeanor	2017	12	15	-	-	-	-	-	-	-	-	-	27	-7%	27
		2016	22	7	7	21	9	17	13	9	10	14	10	29	▼	155
	Non-Capital Felonies and	2017	55	170	-	-	-	-	-	-	-	-	-	225	49%	225
		2016	94	57	104	69	74	162	70	83	87	53	106	151	▲	1,046
Other	Other Criminally Related Matters	2017	18	1	-	-	-	-	-	-	-	-	-	19	19%	19
		2016	11	5	8	10	16	18	3	19	18	1	21	16	▲	143
Miscellaneous	Miscellaneous	2017	95	118	-	-	-	-	-	-	-	-	-	213	-15%	213
		2016	130	120	122	110	68	79	89	83	103	86	69	250	▼	1,139
Other	Other	2017	13	23	-	-	-	-	-	-	-	-	-	36	-37%	36
		2016	27	30	20	16	14	17	21	22	18	9	18	57	▼	231


January 2016 -- February 2017 Filings

Dashboard


Court: Floyd Circuit
Start/End Date: Jan-16 / Feb-17
2016 Average Month: 80
Jan-Feb 2016: 155
Filings Trending: ↔

Circuit/Court ID: 27
 227063
Type of Case: Filings
2017 Average Month: 78
Jan-Feb 2017 : 155
Overall AVG. Month: 80

Monthly Filings Summary



Jan --- Feb Filings



Filings by Division

		Jan	Feb	Mar	Apr	May	Jun	Jul	Aug	Sep	Oct	Nov	Dec	Thru Feb	% Change	Total
Total	2017	85	70	-	-	-	-	-	-	-	-	-	-	155	0%	155
	2016	79	76	81	59	51	104	60	87	118	63	84	100	155	↔	962
Civil	2017	13	9	-	-	-	-	-	-	-	-	-	-	22	69%	22
	2016	9	4	6	8	11	11	12	7	5	10	10	11	13	▲	104
Criminal	2017	33	14	-	-	-	-	-	-	-	-	-	-	47	262%	47
	2016	7	6	28	14	16	52	22	33	79	11	32	58	13	▲	358
Miscellaneous	2017	39	47	-	-	-	-	-	-	-	-	-	-	86	-33%	86
	2016	63	66	47	37	24	41	26	47	34	42	42	30	129	▼	499
Other	2017	-	-	-	-	-	-	-	-	-	-	-	-	0	0	0
	2016	-	-	-	-	-	-	-	-	-	-	-	1	0	↔	1

Filings by Division & Case Category

		Jan	Feb	Mar	Apr	May	Jun	Jul	Aug	Sep	Oct	Nov	Dec	Thru Feb	% Change	Total
Civil	Contested Divorce	2017	-	-	-	-	-	-	-	-	-	-	-	0	0	0
		2016	-	-	2	2	2	-	1	2	1	2	-	0	↔	12
	Domestic and Family - Level 1	2017	4	6	-	-	-	-	-	-	-	-	-	10	100%	10
		2016	4	1	-	1	2	-	1	-	3	1	3	5	▲	16
	Domestic and Family - Level 2	2017	1	-	-	-	-	-	-	-	-	-	-	1	1	1
		2016	-	-	-	-	1	1	1	-	-	-	2	0	↔	6
	General Civil - Level 1	2017	-	-	-	-	-	-	-	-	-	-	-	0	0	0
		2016	-	-	1	-	-	-	-	-	1	1	-	0	↔	3
	General Civil - Level 2	2017	2	1	-	-	-	-	-	-	-	-	-	3	50%	3
		2016	1	1	1	1	2	4	2	1	1	2	1	2	▲	18
Criminal	General Civil - Level 3	2017	2	-	-	-	-	-	-	-	-	-	-	2	0%	2
		2016	1	1	-	-	4	4	3	-	2	3	2	2	↔	20
	Probates/Wills and Trusts - Level	2017	2	1	-	-	-	-	-	-	-	-	-	3	200%	3
		2016	-	1	1	-	1	2	-	-	1	-	-	1	▲	6
	Uncontested Divorce	2017	2	1	-	-	-	-	-	-	-	-	-	3	0%	3
		2016	3	-	1	4	1	3	2	2	1	1	3	3	↔	23
	Misdemeanor	2017	11	-	-	-	-	-	-	-	-	-	-	11	57%	11
		2016	5	2	2	11	3	6	11	10	9	6	4	7	▲	80
	Non-Capital Felonies and	2017	22	11	-	-	-	-	-	-	-	-	-	33	725%	33
		2016	2	2	26	2	13	39	8	21	69	2	26	4	▲	264
Miscellaneous	Other Criminally Related Matters	2017	-	3	-	-	-	-	-	-	-	-	-	3	50%	3
		2016	-	2	-	1	-	7	3	1	-	-	-	2	▲	14
	Miscellaneous	2017	39	47	-	-	-	-	-	-	-	-	-	86	-33%	86
		2016	63	66	47	37	24	41	26	47	34	42	30	129	▼	499
	Other	2017	-	-	-	-	-	-	-	-	-	-	-	0	0	0
		2016	-	-	-	-	-	-	-	-	-	-	1	0	↔	1

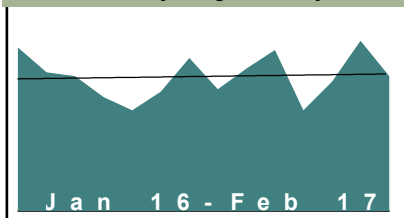
January 2016 -- February 2017 Filings

Dashboard

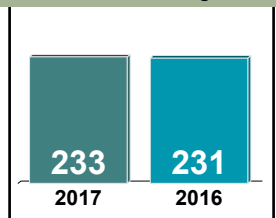
Court: Giles Circuit
Start/End Date: Jan-16 / Feb-17
2016 Average Month: 101
Jan-Feb 2016: 231
Filings Trending: ↔

Circuit/Court ID: 27
 227071
Type of Case: Filings
2017 Average Month: 117
Jan-Feb 2017 : 233
Overall AVG. Month: 103

Monthly Filings Summary



Jan --- Feb Filings



Filings by Division

		Jan	Feb	Mar	Apr	May	Jun	Jul	Aug	Sep	Oct	Nov	Dec	Thru Feb	% Change	Total
Total	2017	130	103	-	-	-	-	-	-	-	-	-	-	233	1%	233
	2016	125	106	103	87	77	91	117	93	109	123	77	99	231	▲	1,207
Civil	2017	9	16	-	-	-	-	-	-	-	-	-	-	25	4%	25
	2016	14	10	10	12	9	4	11	13	9	16	14	8	24	▲	130
Criminal	2017	79	35	-	-	-	-	-	-	-	-	-	-	114	27%	114
	2016	57	33	38	33	38	48	66	34	58	76	26	67	90	▲	574
Miscellaneous	2017	41	52	-	-	-	-	-	-	-	-	-	-	93	-21%	93
	2016	54	63	55	42	30	39	40	46	42	31	37	24	117	▼	503
Other	2017	1	-	-	-	-	-	-	-	-	-	-	-	1	1	1
	2016	-	-	-	-	-	-	-	-	-	-	-	-	0	↔	0

Filings by Division & Case Category

		Jan	Feb	Mar	Apr	May	Jun	Jul	Aug	Sep	Oct	Nov	Dec	Thru Feb	% Change	Total
Civil	Contested Divorce	2017	1	3	-	-	-	-	-	-	-	-	-	4	33%	4
		2016	2	1	2	2	2	-	1	1	-	3	2	3	▲	17
	Domestic and Family - Level 1	2017	-	-	-	-	-	-	-	-	-	-	-	0	0	0
		2016	-	-	-	-	-	-	-	-	-	-	2	0	↔	2
	Domestic and Family - Level 2	2017	4	5	-	-	-	-	-	-	-	-	-	9	0%	9
		2016	7	2	-	1	-	1	-	1	1	2	-	9	↔	15
	General Civil - Level 1	2017	1	-	-	-	-	-	-	-	-	-	-	1	1	1
		2016	-	-	-	-	-	-	-	-	1	-	-	0	↔	1
	General Civil - Level 2	2017	-	2	-	-	-	-	-	-	-	-	-	2	2	2
		2016	-	-	1	2	-	1	1	2	4	5	3	0	↔	19
	General Civil - Level 3	2017	1	1	-	-	-	-	-	-	-	-	-	2	100%	2
		2016	1	-	1	3	1	-	1	-	1	3	-	1	▲	11
Criminal	Probates/Wills and Trusts - Level	2017	-	-	-	-	-	-	-	-	-	-	-	0	0	0
		2016	-	-	-	-	1	-	-	-	-	-	-	0	↔	1
	Probates/Wills and Trusts - Level	2017	-	1	-	-	-	-	-	-	-	-	-	1	-75%	1
		2016	3	1	2	-	-	-	4	1	-	3	2	4	▼	16
	Uncontested Divorce	2017	2	4	-	-	-	-	-	-	-	-	-	6	-14%	6
		2016	1	6	4	4	5	2	8	6	1	6	3	7	▼	48
	Misdemeanor	2017	20	10	-	-	-	-	-	-	-	-	-	30	-25%	30
		2016	17	23	16	7	13	7	9	5	13	13	12	40	▼	143
	Non-Capital Felonies and	2017	54	25	-	-	-	-	-	-	-	-	-	79	68%	79
		2016	38	9	22	25	25	38	57	21	51	62	10	47	▲	410
	Other Criminally Related Matters	2017	5	-	-	-	-	-	-	-	-	-	-	5	67%	5
		2016	2	1	-	1	-	3	-	5	2	1	3	3	▲	21
Miscellaneous		2017	41	52	-	-	-	-	-	-	-	-	-	93	-21%	93
		2016	54	63	55	42	30	39	40	46	42	31	37	117	▼	503
Other		2017	1	-	-	-	-	-	-	-	-	-	-	1	1	1
		2016	-	-	-	-	-	-	-	-	-	-	-	0	↔	0

January 2016 -- February 2017 Filings

Dashboard

Court: Grayson Circuit

Circuit/Court ID: 27

Start/End Date: Jan-16 / Feb-17

227077

2016 Average Month: 121

Type of Case: Filings

Jan-Feb 2016: 280

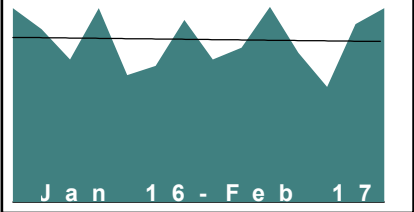
2017 Average Month:142

Filings Trending: ↔

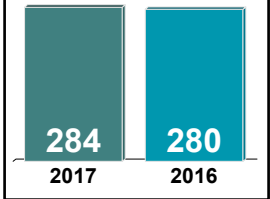
Jan-Feb 2017 : 284

Overall AVG. Month: 124

Monthly Filings Summary



Jan --- Feb Filings



Filings by Division																
		Jan	Feb	Mar	Apr	May	Jun	Jul	Aug	Sep	Oct	Nov	Dec	Thru Feb	% Change	Total
Total	2017	136	148	-	-	-	-	-	-	-	-	-	-	284	1%	284
	2016	148	132	109	148	97	104	139	109	118	149	114	88	280	▲	1,455
Civil	2017	6	16	-	-	-	-	-	-	-	-	-	-	22	22%	22
	2016	9	9	10	16	5	17	9	1	12	13	11	6	18	▲	118
Criminal	2017	69	54	-	-	-	-	-	-	-	-	-	-	123	34%	123
	2016	47	45	37	80	56	30	77	48	56	74	42	59	92	▲	651
Miscellaneous	2017	51	70	-	-	-	-	-	-	-	-	-	-	121	-28%	121
	2016	91	76	62	51	32	54	53	54	49	61	60	23	167	▼	666
Other	2017	10	8	-	-	-	-	-	-	-	-	-	-	18	500%	18
	2016	1	2	-	1	4	3	-	6	1	1	1	-	3	▲	20

Filings by Division & Case Category																		
			Jan	Feb	Mar	Apr	May	Jun	Jul	Aug	Sep	Oct	Nov	Dec	Thru Feb	% Change	Total	
Civil	Administrative Law	2017	-	-	-	-	-	-	-	-	-	-	-	-	0	0	0	
		2016	-	-	-	-	-	-	-	-	-	1	-	-	0	↔	1	
	Contested Divorce	2017	2	1	-	-	-	-	-	-	-	-	-	-	-	3	0%	3
		2016	2	1	6	2	2	4	1	1	1	2	3	-	3	↔	25	
	Domestic and Family - Level 2	2017	2	-	-	-	-	-	-	-	-	-	-	-	-	2	2	2
		2016	-	-	1	1	1	1	-	-	1	1	-	-	0	↔	6	
	General Civil - Level 1	2017	-	-	-	-	-	-	-	-	-	-	-	-	-	0	0	0
		2016	-	-	-	-	-	-	-	-	-	-	-	1	0	↔	1	
	General Civil - Level 2	2017	-	3	-	-	-	-	-	-	-	-	-	-	-	3	50%	3
		2016	1	1	-	4	-	4	1	-	3	4	2	3	2	2	▲	23
	General Civil - Level 3	2017	-	3	-	-	-	-	-	-	-	-	-	-	-	3	-40%	3
		2016	2	3	-	1	-	3	3	-	2	-	3	-	5	5	▼	17
Probates/Wills and Trusts - Level	2017	-	-	-	-	-	-	-	-	-	-	-	-	-	0	0	0	
	2016	-	-	-	-	-	-	1	-	1	-	-	-	0	0	↔	2	
Probates/Wills and Trusts - Level	2017	-	1	-	-	-	-	-	-	-	-	-	-	-	1	-50%	1	
	2016	2	-	1	1	-	1	-	-	2	-	-	-	2	2	▼	7	
Uncontested Divorce	2017	2	8	-	-	-	-	-	-	-	-	-	-	-	10	67%	10	
	2016	2	4	2	7	2	4	3	-	2	5	3	2	6	6	▲	36	
Criminal	Misdemeanor	2017	12	6	-	-	-	-	-	-	-	-	-	-	-	18	-5%	18
		2016	9	10	15	18	13	6	10	17	11	18	9	12	19	19	▼	148
	Non-Capital Felonies and	2017	56	48	-	-	-	-	-	-	-	-	-	-	-	104	53%	104
		2016	38	30	21	60	41	24	66	29	45	48	31	43	68	68	▲	476
	Other Criminally Related Matters	2017	1	-	-	-	-	-	-	-	-	-	-	-	-	1	-80%	1
		2016	-	5	1	2	2	-	1	2	-	8	2	4	5	5	▼	27
Other	Miscellaneous	2017	51	70	-	-	-	-	-	-	-	-	-	-	-	121	-28%	121
		2016	91	76	62	51	32	54	53	54	49	61	60	23	167	167	▼	666
	Other	2017	10	8	-	-	-	-	-	-	-	-	-	-	-	18	500%	18
	2016	1	2	-	1	4	3	-	6	1	1	1	-	3	3	▲	20	

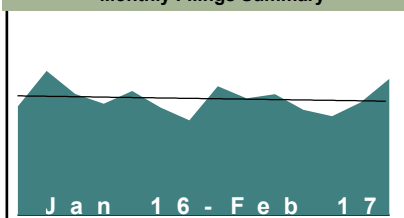
January 2016 -- February 2017 Filings

Dashboard

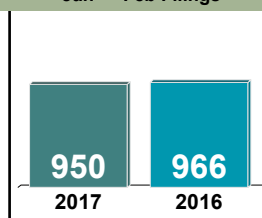
Court: Montgomery Circuit
 Start/End Date: Jan-16 / Feb-17
 2016 Average Month: 440
 Jan-Feb 2016: 966
 Filings Trending: ⇌

Circuit/Court ID: 27
 227121
 Type of Case: Filings
 2017 Average Month: 475
 Jan-Feb 2017 : 950
 Overall AVG. Month: 445

Monthly Filings Summary



Jan --- Feb Filings



Filings by Division

		Jan	Feb	Mar	Apr	May	Jun	Jul	Aug	Sep	Oct	Nov	Dec	Thru Feb	% Change	Total
Total	2017	430	520	-	-	-	-	-	-	-	-	-	-	950	-2%	950
	2016	415	551	463	425	474	410	362	492	446	462	402	378	966	▼	5,280
Civil	2017	40	57	-	-	-	-	-	-	-	-	-	-	97	-1%	97
	2016	39	59	44	40	58	51	34	43	56	47	34	44	98	▼	549
Criminal	2017	157	271	-	-	-	-	-	-	-	-	-	-	428	18%	428
	2016	120	244	171	171	245	141	126	266	201	217	194	176	364	▲	2,272
Miscellaneous	2017	173	144	-	-	-	-	-	-	-	-	-	-	317	-12%	317
	2016	196	165	179	160	129	138	146	130	137	163	131	122	361	▼	1,796
Other	2017	60	48	-	-	-	-	-	-	-	-	-	-	108	-24%	108
	2016	60	83	69	54	42	80	56	53	52	35	43	36	143	▼	663

Filings by Division & Case Category

			Jan	Feb	Mar	Apr	May	Jun	Jul	Aug	Sep	Oct	Nov	Dec	Thru Feb	% Change	Total
Civil	Administrative Law	2017	-	1	-	-	-	-	-	-	-	-	-	-	1	-50%	1
		2016	1	1	-	-	-	1	-	-	1	1	-	-	2	▼	5
	Contested Divorce	2017	7	6	-	-	-	-	-	-	-	-	-	-	13	-32%	13
		2016	8	11	7	5	7	4	3	7	10	8	3	9	19	▼	82
	Domestic and Family - Level 1	2017	-	4	-	-	-	-	-	-	-	-	-	-	4	-43%	4
		2016	3	4	-	1	2	4	2	1	3	1	-	3	7	▼	24
	Domestic and Family - Level 2	2017	3	7	-	-	-	-	-	-	-	-	-	-	10	100%	10
		2016	1	4	3	2	2	7	2	-	8	5	3	1	5	▲	38
	General Civil - Level 1	2017	-	1	-	-	-	-	-	-	-	-	-	-	1	0%	1
		2016	-	1	2	1	1	-	1	-	-	1	-	-	1	↔	7
	General Civil - Level 2	2017	12	11	-	-	-	-	-	-	-	-	-	-	23	15%	23
		2016	5	15	8	10	13	12	6	17	7	11	5	11	20	▲	120
	General Civil - Level 3	2017	3	4	-	-	-	-	-	-	-	2	5	-	7	17%	7
		2016	2	4	4	3	5	7	4	3	-	5	5	3	6	▲	47
Probates/Wills and Trusts - Level	2017	-	-	-	-	-	-	-	-	-	-	-	-	0	-100%	0	
	2016	3	-	-	-	-	-	1	-	-	-	-	-	3	▼	4	
Probates/Wills and Trusts - Level	2017	3	2	-	-	-	-	-	-	-	-	-	-	5	-44%	5	
	2016	4	5	3	3	5	4	4	3	1	4	1	2	9	▼	39	
Uncontested Divorce	2017	12	21	-	-	-	-	-	-	-	-	-	-	33	27%	33	
	2016	12	14	17	15	23	12	11	12	24	11	17	15	26	▲	183	
Criminal	Capital Murder	2017	2	-	-	-	-	-	-	-	-	-	-	-	2	2	2
		2016	-	-	-	-	-	-	-	-	-	-	-	2	0	↔	2
	Misdemeanor	2017	41	34	-	-	-	-	-	-	-	-	-	-	75	-13%	75
		2016	28	58	45	37	52	25	18	59	27	37	32	48	86	▼	466
	Non-Capital Felonies and	2017	111	231	-	-	-	-	-	-	-	-	-	-	342	30%	342
		2016	89	175	112	125	187	99	97	200	172	173	157	118	264	▲	1,704
Other Criminally Related Matters	2017	3	6	-	-	-	-	-	-	-	-	-	-	9	-36%	9	
	2016	3	11	14	9	6	17	11	7	2	7	5	8	14	▼	100	
	Miscellaneous	2017	173	144	-	-	-	-	-	-	-	-	-	-	317	-12%	317
		2016	196	165	179	160	129	138	146	130	137	163	131	122	361	▼	1,796
	Other	2017	60	48	-	-	-	-	-	-	-	-	-	-	108	-24%	108
		2016	60	83	69	54	42	80	56	53	52	35	43	36	143	▼	663

January 2016 -- February 2017 Filings

Dashboard

Court: Pulaski Circuit

Circuit/Court ID: 27

Start/End Date: Jan-16 / Feb-17

227155

2016 Average Month: 262

Type of Case: Filings

Jan-Feb 2016: 664

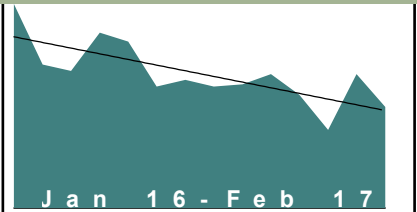
2017 Average Month:225

Filings Trending: ▼

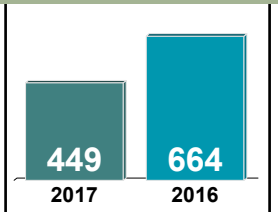
Jan-Feb 2017 : 449

Overall AVG. Month: 257

Monthly Filings Summary



Jan --- Feb Filings



Filings by Division																
		Jan	Feb	Mar	Apr	May	Jun	Jul	Aug	Sep	Oct	Nov	Dec	Thru Feb	% Change	Total
Total	2017	256	193	-	-	-	-	-	-	-	-	-	-	449	-32%	449
	2016	390	274	262	335	318	232	245	232	236	256	216	149	664	▼	3,145
Civil	2017	18	15	-	-	-	-	-	-	-	-	-	-	33	-31%	33
	2016	15	33	27	19	19	21	15	23	25	21	11	10	48	▼	239
Criminal	2017	148	78	-	-	-	-	-	-	-	-	-	-	226	-36%	226
	2016	261	90	96	235	216	99	131	90	104	132	106	75	351	▼	1,635
Miscellaneous	2017	75	74	-	-	-	-	-	-	-	-	-	-	149	-34%	149
	2016	93	133	123	62	55	91	80	97	80	95	83	45	226	▼	1,037
Other	2017	15	26	-	-	-	-	-	-	-	-	-	-	41	5%	41
	2016	21	18	16	19	28	21	19	22	27	8	16	19	39	▲	234

Filings by Division & Case Category																
		Jan	Feb	Mar	Apr	May	Jun	Jul	Aug	Sep	Oct	Nov	Dec	Thru Feb	% Change	Total
Civil	Administrative Law	2017	-	1	-	-	-	-	-	-	-	-	-	1	1	1
		2016	-	-	-	-	-	-	-	-	-	-	-	0	↔	0
	Contested Divorce	2017	5	2	-	-	-	-	-	-	-	-	-	7	-50%	7
		2016	4	10	5	1	5	4	4	3	5	3	7	14	▼	54
	Domestic and Family - Level 2	2017	-	-	-	-	-	-	-	-	-	-	-	0	-100%	0
		2016	-	3	3	-	-	-	1	3	1	1	-	3	▼	12
	General Civil - Level 1	2017	-	-	-	-	-	-	-	-	-	-	-	0	-100%	0
		2016	1	-	-	-	-	-	-	1	2	-	-	1	▼	4
	General Civil - Level 2	2017	2	2	-	-	-	-	-	-	-	-	-	4	-20%	4
		2016	2	3	4	7	2	4	3	6	5	2	-	5	▼	43
Criminal	General Civil - Level 3	2017	2	-	-	-	-	-	-	-	-	-	-	2	-80%	2
		2016	3	7	3	5	3	3	4	1	1	1	-	10	▼	33
	Probates/Wills and Trusts - Level	2017	2	-	-	-	-	-	-	-	-	-	-	2	2	2
		2016	-	-	-	3	1	-	4	1	1	3	1	0	↔	14
	Uncontested Divorce	2017	7	10	-	-	-	-	-	-	-	-	-	17	13%	17
		2016	5	10	12	3	8	10	6	5	9	8	1	15	▲	79
	Misdemeanor	2017	21	8	-	-	-	-	-	-	-	-	-	29	-33%	29
		2016	27	16	28	44	38	14	15	26	17	19	14	43	▼	271
	Non-Capital Felonies and	2017	124	61	-	-	-	-	-	-	-	-	-	185	-38%	185
		2016	229	67	61	184	169	72	110	55	84	98	87	296	▼	1,273
Other	Other Criminally Related Matters	2017	3	9	-	-	-	-	-	-	-	-	-	12	0%	12
		2016	5	7	7	7	9	13	6	9	3	15	5	12	↔	91
Miscellaneous		2017	75	74	-	-	-	-	-	-	-	-	-	149	-34%	149
		2016	93	133	123	62	55	91	80	97	80	95	83	226	▼	1,037
Other		2017	15	26	-	-	-	-	-	-	-	-	-	41	5%	41
		2016	21	18	16	19	28	21	19	22	27	8	16	39	▲	234

January 2016 -- February 2017 Filings

Dashboard

Court: Wythe Circuit

Start/End Date: Jan-16 / Feb-17

2016 Average Month: 226

Jan-Feb 2016: 471

Filings Trending: ▼

Circuit/Court ID: 27

227197

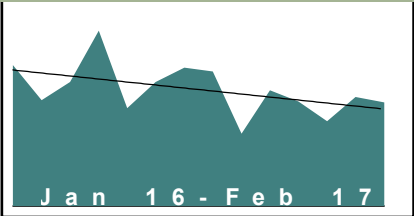
Type of Case: Filings

2017 Average Month:203

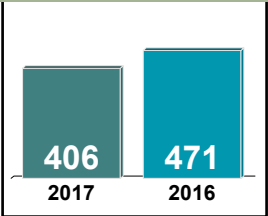
Jan-Feb 2017 : 406

Overall AVG. Month: 223

Monthly Filings Summary



Jan --- Feb Filings



Filings by Division																
		Jan	Feb	Mar	Apr	May	Jun	Jul	Aug	Sep	Oct	Nov	Dec	Thru Feb	% Change	Total
Total	2017	208	198	-	-	-	-	-	-	-	-	-	-	406	-14%	406
	2016	269	202	237	335	187	237	264	257	138	221	200	162	471	▼	2,709
Civil	2017	22	22	-	-	-	-	-	-	-	-	-	-	44	0%	44
	2016	21	23	28	20	21	19	16	30	21	24	21	24	44	↔	268
Criminal	2017	130	87	-	-	-	-	-	-	-	-	-	-	217	26%	217
	2016	116	56	86	246	103	106	163	149	49	137	92	93	172	▲	1,396
Miscellaneous	2017	56	89	-	-	-	-	-	-	-	-	-	-	145	-42%	145
	2016	127	123	115	69	61	110	85	77	67	60	87	44	250	▼	1,025
Other	2017	-	-	-	-	-	-	-	-	-	-	-	-	0	-100%	0
	2016	5	-	8	-	2	2	-	1	1	-	-	1	5	▼	20

Filings by Division & Case Category																
		Jan	Feb	Mar	Apr	May	Jun	Jul	Aug	Sep	Oct	Nov	Dec	Thru Feb	% Change	Total
Civil	Administrative Law	2017	-	-	-	-	-	-	-	-	-	-	-	0	0	0
		2016	-	-	-	-	-	-	1	-	1	-	-	0	↔	2
	Contested Divorce	2017	1	4	-	-	-	-	-	-	-	-	-	5	-50%	5
		2016	4	6	9	5	2	2	4	4	6	4	4	10	▼	54
	Domestic and Family - Level 1	2017	-	-	-	-	-	-	-	-	-	-	-	0	-100%	0
		2016	1	-	1	1	-	-	1	-	-	2	2	1	▼	8
	Domestic and Family - Level 2	2017	1	-	-	-	-	-	-	-	-	-	-	1	0%	1
		2016	1	-	1	3	1	1	3	1	-	2	-	1	↔	13
	General Civil - Level 1	2017	-	1	-	-	-	-	-	-	-	-	-	1	1	1
		2016	-	-	-	-	-	-	1	-	-	-	-	0	↔	1
	General Civil - Level 2	2017	9	6	-	-	-	-	-	-	-	-	-	15	88%	15
		2016	4	4	5	-	4	3	3	2	2	3	5	8	▲	38
Criminal	General Civil - Level 3	2017	-	3	-	-	-	-	-	-	-	-	-	3	-50%	3
		2016	4	2	1	2	5	4	3	9	3	3	2	6	▼	43
	Probates/Wills and Trusts - Level	2017	1	1	-	-	-	-	-	-	-	-	-	2	-33%	2
		2016	2	1	-	1	-	3	2	-	1	-	-	3	▼	10
	Uncontested Divorce	2017	10	7	-	-	-	-	-	-	-	-	-	17	13%	17
		2016	5	10	11	8	9	10	2	6	9	11	7	15	▲	99
	Misdemeanor	2017	23	22	-	-	-	-	-	-	-	-	-	45	114%	45
		2016	9	12	12	16	14	11	22	17	8	25	26	21	▲	194
	Non-Capital Felonies and	2017	99	62	-	-	-	-	-	-	-	-	-	161	12%	161
		2016	104	40	68	224	79	89	135	118	37	109	62	144	▲	1,125
	Other Criminally Related Matters	2017	8	3	-	-	-	-	-	-	-	-	-	11	57%	11
		2016	3	4	6	6	10	6	6	14	4	4	11	7	▲	77
Miscellaneous		2017	56	89	-	-	-	-	-	-	-	-	-	145	-42%	145
		2016	127	123	115	69	61	110	85	77	67	60	87	250	▼	1,025
Other		2017	-	-	-	-	-	-	-	-	-	-	-	0	-100%	0
		2016	5	-	8	-	2	2	-	1	1	-	-	5	▼	20

January 2016 -- February 2017 Filings

Dashboard

Court: Radford Circuit

Circuit/Court ID: 27

Start/End Date: Jan-16 / Feb-17

227750

2016 Average Month: 91

Type of Case: Filings

Jan-Feb 2016: 162

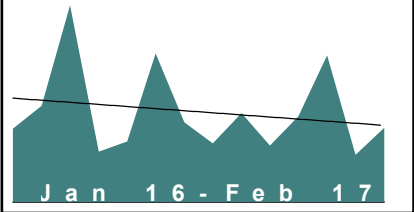
2017 Average Month:58

Filings Trending: ▼

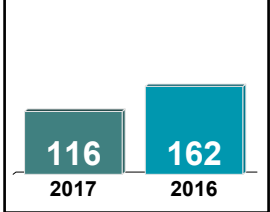
Jan-Feb 2017 : 116

Overall AVG. Month: 86

Monthly Filings Summary



Jan --- Feb Filings



Filings by Division																
		Jan	Feb	Mar	Apr	May	Jun	Jul	Aug	Sep	Oct	Nov	Dec	Thru Feb	% Change	Total
Total	2017	45	71	-	-	-	-	-	-	-	-	-	-	116	-28%	116
	2016	70	92	188	48	58	142	76	56	85	54	82	140	162	▼	1,091
Civil	2017	6	8	-	-	-	-	-	-	-	-	-	-	14	-63%	14
	2016	25	13	6	2	8	3	6	7	3	8	5	2	38	▼	88
Criminal	2017	10	36	-	-	-	-	-	-	-	-	-	-	46	-30%	46
	2016	21	45	146	21	27	120	46	21	50	32	50	116	66	▼	695
Miscellaneous	2017	29	26	-	-	-	-	-	-	-	-	-	-	55	-5%	55
	2016	24	34	36	25	22	18	24	27	32	14	27	21	58	▼	304
Other	2017	-	1	-	-	-	-	-	-	-	-	-	-	1	1	1
	2016	-	-	-	-	1	1	-	1	-	-	-	1	0	↔	4

Filings by Division & Case Category																
		Jan	Feb	Mar	Apr	May	Jun	Jul	Aug	Sep	Oct	Nov	Dec	Thru Feb	% Change	Total
Civil	Administrative Law	2017	-	-	-	-	-	-	-	-	-	-	-	0	0	0
		2016	-	-	-	-	-	1	-	-	-	-	-	0	↔	1
	Contested Divorce	2017	1	1	-	-	-	-	-	-	-	-	-	2	0%	2
		2016	2	-	1	1	1	-	1	-	2	-	-	2	↔	9
	Domestic and Family - Level 2	2017	-	1	-	-	-	-	-	-	-	-	-	1	0%	1
		2016	-	1	-	-	2	-	1	1	1	-	1	1	↔	7
	General Civil - Level 1	2017	-	-	-	-	-	-	-	-	-	-	-	0	0	0
		2016	-	-	1	-	-	-	-	-	1	-	-	0	↔	2
	General Civil - Level 2	2017	-	2	-	-	-	-	-	-	-	-	-	2	-33%	2
		2016	2	1	2	-	2	1	1	-	1	1	1	3	▼	12
Criminal	General Civil - Level 3	2017	3	2	-	-	-	-	-	-	-	-	-	5	-83%	5
		2016	20	10	-	-	3	-	2	1	-	1	-	30	▼	37
	Probates/Wills and Trusts - Level	2017	1	-	-	-	-	-	-	-	-	-	-	1	1	1
		2016	-	-	1	-	-	-	-	-	-	-	-	0	↔	1
	Uncontested Divorce	2017	1	2	-	-	-	-	-	-	-	-	-	3	50%	3
		2016	1	1	1	1	2	-	2	3	3	3	-	2	▲	19
	Misdemeanor	2017	3	10	-	-	-	-	-	-	-	-	-	13	0%	13
		2016	9	4	9	8	12	33	4	5	4	9	14	13	↔	146
	Non-Capital Felonies and	2017	5	21	-	-	-	-	-	-	-	-	-	26	-48%	26
		2016	11	39	132	13	10	83	40	15	44	17	31	50	▼	511
Miscellaneous	Other Criminally Related Matters	2017	2	5	-	-	-	-	-	-	-	-	-	7	133%	7
		2016	1	2	5	-	5	4	2	1	2	6	5	3	▲	38
Other	Miscellaneous	2017	29	26	-	-	-	-	-	-	-	-	-	55	-5%	55
		2016	24	34	36	25	22	18	24	27	32	14	27	58	▼	304
	Other	2017	-	1	-	-	-	-	-	-	-	-	-	1	1	1
		2016	-	-	-	-	1	1	-	1	-	-	1	0	↔	4


January 2016 -- February 2017 Filings

Dashboard

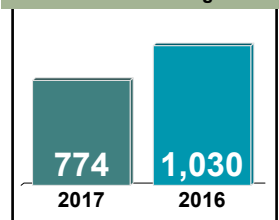
Court: Smyth Circuit
 Start/End Date: Jan-16 / Feb-17
 2016 Average Month: 388
 Jan-Feb 2016: 1,030
 Filings Trending: ▼

Circuit/Court ID: 28
 228173
 Type of Case: Filings
 2017 Average Month: 387
 Jan-Feb 2017 : 774
 Overall AVG. Month: 388

Monthly Filings Summary



Jan --- Feb Filings



Filings by Division

		Jan	Feb	Mar	Apr	May	Jun	Jul	Aug	Sep	Oct	Nov	Dec	Thru Feb	% Change	Total
Total	2017	512	262	-	-	-	-	-	-	-	-	-	-	774	-25%	774
	2016	602	428	501	391	226	402	250	503	236	243	276	595	1,030	▼	4,653
Civil	2017	26	20	-	-	-	-	-	-	-	-	-	-	46	-12%	46
	2016	16	36	33	18	25	26	26	34	28	34	27	26	52	▼	329
Criminal	2017	63	114	-	-	-	-	-	-	-	-	-	-	177	6%	177
	2016	48	119	188	57	72	236	71	132	72	76	85	134	167	▲	1,290
Miscellaneous	2017	73	81	-	-	-	-	-	-	-	-	-	-	154	-32%	154
	2016	119	108	80	70	47	60	88	69	73	67	62	56	227	▼	899
Other	2017	350	47	-	-	-	-	-	-	-	-	-	-	397	-32%	397
	2016	419	165	200	246	82	80	65	268	63	66	102	379	584	▼	2,135

Filings by Division & Case Category

		Jan	Feb	Mar	Apr	May	Jun	Jul	Aug	Sep	Oct	Nov	Dec	Thru Feb	% Change	Total
Civil	Administrative Law	2017	-	-	-	-	-	-	-	-	-	-	-	0	0	0
		2016	-	-	-	-	-	1	1	-	-	-	-	0	↔	2
	Contested Divorce	2017	4	2	-	-	-	-	-	-	-	-	-	6	-25%	6
		2016	2	6	6	1	4	3	7	5	7	3	-	8	▼	49
	Domestic and Family - Level 1	2017	1	-	-	-	-	-	-	-	-	-	-	1	1	1
		2016	-	-	1	-	1	3	1	-	1	-	3	0	↔	10
	Domestic and Family - Level 2	2017	5	2	-	-	-	-	-	-	-	-	-	7	17%	7
		2016	-	6	4	6	8	6	3	10	4	3	3	6	▲	57
	General Civil - Level 1	2017	1	-	-	-	-	-	-	-	-	-	-	1	-50%	1
		2016	1	1	1	-	-	-	1	-	-	-	-	2	▼	4
	General Civil - Level 2	2017	2	3	-	-	-	-	-	-	-	-	-	5	-38%	5
		2016	2	6	4	2	3	2	3	3	5	3	3	8	▼	39
Criminal	General Civil - Level 3	2017	4	2	-	-	-	-	-	-	-	-	-	6	20%	6
		2016	2	3	7	2	1	2	1	2	5	2	3	5	▲	32
	Probates/Wills and Trusts - Level	2017	3	-	-	-	-	-	-	-	-	-	-	3	0%	3
		2016	1	2	-	-	3	2	1	2	1	2	2	3	↔	18
	Uncontested Divorce	2017	6	11	-	-	-	-	-	-	-	-	-	17	-15%	17
		2016	8	12	10	7	5	8	9	10	12	13	12	20	▼	118
	Misdemeanor	2017	7	21	-	-	-	-	-	-	-	-	-	28	4%	28
		2016	7	20	17	6	17	26	39	32	25	18	10	59	▲	276
	Non-Capital Felonies and	2017	54	92	-	-	-	-	-	-	-	-	-	146	7%	146
		2016	39	98	169	48	53	210	31	100	45	57	72	137	▲	994
	Other Criminally Related Matters	2017	2	1	-	-	-	-	-	-	-	-	-	3	0%	3
		2016	2	1	2	3	2	-	1	-	2	1	3	3	↔	20
Miscellaneous		2017	73	81	-	-	-	-	-	-	-	-	-	154	-32%	154
		2016	119	108	80	70	47	60	88	69	73	62	56	227	▼	899
Other		2017	350	47	-	-	-	-	-	-	-	-	-	397	-32%	397
		2016	419	165	200	246	82	80	65	268	63	66	102	584	▼	2,135


January 2016 -- February 2017 Filings

Dashboard

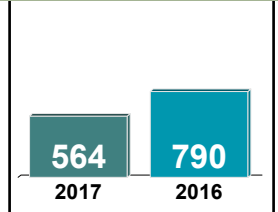
Court: Washington Circuit
 Start/End Date: Jan-16 / Feb-17
 2016 Average Month: 344
 Jan-Feb 2016: 790
 Filings Trending: ▼

Circuit/Court ID: 28
 228191
 Type of Case: Filings
 2017 Average Month: 282
 Jan-Feb 2017 : 564
 Overall AVG. Month: 335

Monthly Filings Summary



Jan --- Feb Filings



Filings by Division

		Jan	Feb	Mar	Apr	May	Jun	Jul	Aug	Sep	Oct	Nov	Dec	Thru Feb	% Change	Total
Total	2017	260	304	-	-	-	-	-	-	-	-	-	-	564	-29%	564
	2016	406	384	336	439	267	242	413	358	362	377	306	234	790	▼	4,124
Civil	2017	31	30	-	-	-	-	-	-	-	-	-	-	61	-2%	61
	2016	28	34	50	38	31	41	36	50	54	39	33	33	62	▼	467
Criminal	2017	106	143	-	-	-	-	-	-	-	-	-	-	249	-27%	249
	2016	194	149	119	252	144	108	237	149	169	201	143	106	343	▼	1,971
Miscellaneous	2017	123	130	-	-	-	-	-	-	-	-	-	-	253	-34%	253
	2016	183	200	166	149	92	93	140	159	137	137	128	95	383	▼	1,679
Other	2017	-	1	-	-	-	-	-	-	-	-	-	-	1	-50%	1
	2016	1	1	1	-	-	-	-	-	2	-	2	-	2	▼	7

Filings by Division & Case Category

		Jan	Feb	Mar	Apr	May	Jun	Jul	Aug	Sep	Oct	Nov	Dec	Thru Feb	% Change	Total
Civil	Administrative Law	2017	2	-	-	-	-	-	-	-	-	-	-	2	2	2
		2016	-	-	4	-	-	-	-	2	2	-	-	0	↔	8
	Contested Divorce	2017	7	3	-	-	-	-	-	-	-	-	-	10	-38%	10
		2016	8	8	10	6	5	8	1	12	8	9	5	16	▼	87
	Domestic and Family - Level 1	2017	-	-	-	-	-	-	-	-	-	-	-	0	0	0
		2016	-	-	-	-	-	-	-	-	-	-	1	0	↔	1
	Domestic and Family - Level 2	2017	1	1	-	-	-	-	-	-	-	-	-	2	-33%	2
		2016	-	3	7	4	2	1	3	1	3	5	5	3	▼	34
	General Civil - Level 1	2017	1	-	-	-	-	-	-	-	-	-	-	1	1	1
		2016	-	-	-	-	-	-	1	2	-	1	1	0	↔	5
	General Civil - Level 2	2017	3	5	-	-	-	-	-	-	-	-	-	8	14%	8
		2016	4	3	5	3	7	10	6	8	15	2	4	7	▲	75
	General Civil - Level 3	2017	4	4	-	-	-	-	-	-	-	-	-	8	14%	8
		2016	4	3	5	4	3	6	2	4	3	1	2	7	▲	42
Criminal	Probates/Wills and Trusts - Level	2017	1	1	-	-	-	-	-	-	-	-	-	2	2	2
		2016	-	-	1	-	-	2	4	-	1	3	3	0	↔	14
	Probates/Wills and Trusts - Level	2017	1	4	-	-	-	-	-	-	-	-	-	5	25%	5
		2016	1	3	3	3	2	2	4	5	3	-	-	4	▲	31
	Uncontested Divorce	2017	11	12	-	-	-	-	-	-	-	-	-	23	-8%	23
		2016	11	14	15	18	12	12	16	19	15	14	13	25	▼	170
	Misdemeanor	2017	13	20	-	-	-	-	-	-	-	-	-	33	-47%	33
		2016	36	26	19	20	26	26	14	13	22	10	27	62	▼	261
	Non-Capital Felonies and	2017	90	119	-	-	-	-	-	-	-	-	-	209	-13%	209
		2016	124	115	94	229	117	82	212	78	137	183	102	239	▼	1,548
Miscellaneous	Other Criminally Related Matters	2017	3	4	-	-	-	-	-	-	-	-	-	7	-83%	7
		2016	34	8	6	3	1	-	11	58	10	8	14	42	▼	162
Other	Miscellaneous	2017	123	130	-	-	-	-	-	-	-	-	-	253	-34%	253
		2016	183	200	166	149	92	93	140	159	137	137	128	383	▼	1,679
Other		2017	-	1	-	-	-	-	-	-	-	-	-	1	-50%	1
		2016	1	1	1	-	-	-	-	2	-	2	-	2	▼	7

January 2016 -- February 2017 Filings

Dashboard

Court: Bristol Circuit

Circuit/Court ID: 28

Start/End Date: Jan-16 / Feb-17

228520

2016 Average Month: 180

Type of Case: Filings

Jan-Feb 2016: 502

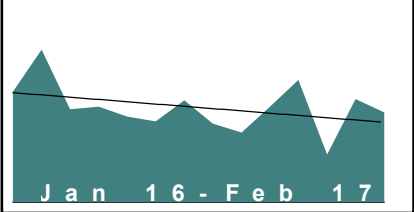
2017 Average Month:184

Filings Trending: ▼

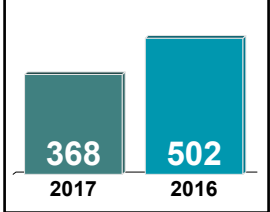
Jan-Feb 2017 : 368

Overall AVG. Month: 181

Monthly Filings Summary



Jan --- Feb Filings



Filings by Division																
		Jan	Feb	Mar	Apr	May	Jun	Jul	Aug	Sep	Oct	Nov	Dec	Thru Feb	% Change	Total
Total	2017	197	171	-	-	-	-	-	-	-	-	-	-	368	-27%	368
	2016	211	291	177	182	163	154	194	150	133	182	233	91	502	▼	2,161
Civil	2017	11	20	-	-	-	-	-	-	-	-	-	-	31	11%	31
	2016	10	18	19	14	9	14	11	15	13	20	7	12	28	▲	162
Criminal	2017	117	81	-	-	-	-	-	-	-	-	-	-	198	-34%	198
	2016	108	190	92	106	113	85	94	80	67	116	183	34	298	▼	1,268
Miscellaneous	2017	50	54	-	-	-	-	-	-	-	-	-	-	104	-19%	104
	2016	65	64	51	35	32	34	72	36	41	37	33	36	129	▼	536
Other	2017	19	16	-	-	-	-	-	-	-	-	-	-	35	-26%	35
	2016	28	19	15	27	9	21	17	19	12	9	10	9	47	▼	195

Filings by Division & Case Category																	
			Jan	Feb	Mar	Apr	May	Jun	Jul	Aug	Sep	Oct	Nov	Dec	Thru Feb	% Change	Total
Civil	Administrative Law	2017	-	2	-	-	-	-	-	-	-	-	-	-	2	100%	2
		2016	-	1	-	-	-	-	-	-	-	-	-	-	1	▲	1
	Contested Divorce	2017	-	5	-	-	-	-	-	-	-	-	-	-	5	67%	5
		2016	-	3	2	2	2	-	2	2	1	-	2	4	3	▲	20
	Domestic and Family - Level 2	2017	-	-	-	-	-	-	-	-	-	-	-	-	0	-100%	0
		2016	-	2	-	1	-	-	1	-	1	2	-	-	2	▼	7
	General Civil - Level 1	2017	-	-	-	-	-	-	-	-	-	-	-	-	0	0	0
		2016	-	-	-	-	-	-	-	1	-	1	-	-	0	↔	2
	General Civil - Level 2	2017	6	4	-	-	-	-	-	-	-	-	-	-	10	0%	10
		2016	5	5	4	3	2	4	4	5	3	7	3	2	10	↔	47
General Civil - Level 3	2017	1	3	-	-	-	-	-	-	-	-	-	-	4	300%	4	
	2016	-	1	1	3	2	6	-	2	1	2	1	-	1	▲	19	
Probates/Wills and Trusts - Level	2017	-	1	-	-	-	-	-	-	-	-	-	-	1	1	1	
	2016	-	-	-	1	-	-	1	-	-	-	-	-	0	↔	2	
Uncontested Divorce	2017	4	5	-	-	-	-	-	-	-	-	-	-	9	-18%	9	
	2016	5	6	12	4	3	4	3	5	7	8	1	6	11	▼	64	
Criminal	Misdemeanor	2017	18	6	-	-	-	-	-	-	-	-	-	-	24	-61%	24
		2016	34	28	14	16	30	10	12	11	7	19	21	9	62	▼	211
	Non-Capital Felonies and	2017	98	67	-	-	-	-	-	-	-	-	-	-	165	-29%	165
		2016	72	162	75	87	83	71	82	66	52	96	145	21	234	▼	1,012
	Other Criminally Related Matters	2017	1	8	-	-	-	-	-	-	-	-	-	-	9	350%	9
		2016	2	-	3	3	-	4	-	3	8	1	17	4	2	▲	45
	Miscellaneous	2017	50	54	-	-	-	-	-	-	-	-	-	-	104	-19%	104
		2016	65	64	51	35	32	34	72	36	41	37	33	36	129	▼	536
	Other	2017	19	16	-	-	-	-	-	-	-	-	-	-	35	-26%	35
		2016	28	19	15	27	9	21	17	19	12	9	10	9	47	▼	195

January 2016 -- February 2017 Filings

Dashboard

Court: Buchanan Circuit

Circuit/Court ID: 29

Start/End Date: Jan-16 / Feb-17

229027

2016 Average Month: 190

Type of Case: Filings

Jan-Feb 2016: 416

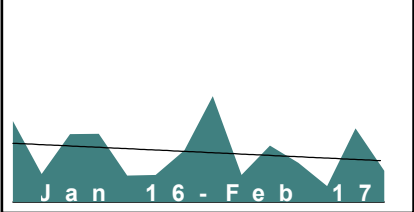
2017 Average Month:200

Filings Trending: ▼

Jan-Feb 2017 : 400

Overall AVG. Month: 191

Monthly Filings Summary



Jan --- Feb Filings

400

416

2017

2016

Filings by Division																
		Jan	Feb	Mar	Apr	May	Jun	Jul	Aug	Sep	Oct	Nov	Dec	Thru Feb	% Change	Total
Total	2017	281	119	-	-	-	-	-	-	-	-	-	-	400	-4%	400
	2016	309	107	260	261	101	104	197	405	103	216	150	61	416	▼	2,274
Civil	2017	16	20	-	-	-	-	-	-	-	-	-	-	36	0%	36
	2016	22	14	25	19	8	23	11	12	14	16	14	10	36	↔	188
Criminal	2017	198	34	-	-	-	-	-	-	-	-	-	-	232	-4%	232
	2016	214	28	167	167	55	34	120	328	40	117	65	13	242	▼	1,348
Miscellaneous	2017	66	65	-	-	-	-	-	-	-	-	-	-	131	-4%	131
	2016	73	64	66	75	38	46	66	65	49	83	71	38	137	▼	734
Other	2017	1	-	-	-	-	-	-	-	-	-	-	-	1	0%	1
	2016	-	1	2	-	-	1	-	-	-	-	-	-	1	↔	4

Filings by Division & Case Category																
		Jan	Feb	Mar	Apr	May	Jun	Jul	Aug	Sep	Oct	Nov	Dec	Thru Feb	% Change	Total
Civil	Administrative Law	2017	-	-	-	-	-	-	-	-	-	-	-	0	0	0
		2016	-	-	-	-	-	-	-	-	1	-	-	0	↔	1
	Contested Divorce	2017	4	-	-	-	-	-	-	-	-	-	-	4	100%	4
		2016	2	-	6	1	2	-	1	1	2	1	2	2	▲	18
	Domestic and Family - Level 2	2017	1	1	-	-	-	-	-	-	-	-	-	2	0%	2
		2016	1	1	2	3	2	3	1	3	2	2	1	2	↔	23
	General Civil - Level 1	2017	-	-	-	-	-	-	-	-	-	-	-	0	-100%	0
		2016	2	-	1	-	-	-	-	-	-	1	-	2	▼	4
	General Civil - Level 2	2017	2	9	-	-	-	-	-	-	-	-	-	11	10%	11
		2016	5	5	10	7	2	7	2	5	2	1	2	10	▲	50
	General Civil - Level 3	2017	2	5	-	-	-	-	-	-	-	-	-	7	0%	7
		2016	5	2	2	5	3	3	2	3	3	-	1	7	↔	32
Criminal	Probates/Wills and Trusts - Level	2017	3	2	-	-	-	-	-	-	-	-	-	5	5	5
		2016	-	-	-	-	-	2	-	2	3	2	2	0	↔	11
	Uncontested Divorce	2017	4	3	-	-	-	-	-	-	-	-	-	7	-46%	7
		2016	7	6	4	3	1	8	2	3	3	7	2	13	▼	49
	Misdemeanor	2017	20	8	-	-	-	-	-	-	-	-	-	28	-36%	28
		2016	31	13	42	28	19	8	26	45	9	28	8	44	▼	263
	Non-Capital Felonies and	2017	178	21	-	-	-	-	-	-	-	-	-	199	13%	199
		2016	163	13	124	137	34	26	94	283	27	84	52	176	▲	1,044
	Other Criminally Related Matters	2017	-	5	-	-	-	-	-	-	-	-	-	5	-77%	5
		2016	20	2	1	2	2	-	-	4	5	5	-	22	▼	41
	Miscellaneous	2017	66	65	-	-	-	-	-	-	-	-	-	131	-4%	131
		2016	73	64	66	75	38	46	66	65	49	83	71	137	▼	734
Other	2017	1	-	-	-	-	-	-	-	-	-	-	-	1	0%	1
	2016	-	1	2	-	-	1	-	-	-	-	-	-	1	↔	4

January 2016 -- February 2017 Filings

Dashboard

Court: Dickenson Circuit

Circuit/Court ID: 29

Start/End Date: Jan-16 / Feb-17

229051

2016 Average Month: 112

Type of Case: Filings

Jan-Feb 2016: 145

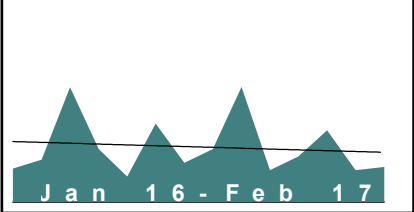
2017 Average Month:64

Jan-Feb 2017 : 128

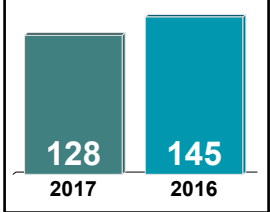
Filings Trending: ▼

Overall AVG. Month: 105

Monthly Filings Summary



Jan --- Feb Filings



Filings by Division																
		Jan	Feb	Mar	Apr	May	Jun	Jul	Aug	Sep	Oct	Nov	Dec	Thru Feb	% Change	Total
Total	2017	61	67	-	-	-	-	-	-	-	-	-	-	128	-12%	128
	2016	64	81	219	101	49	150	75	101	220	61	87	137	145	▼	1,345
Civil	2017	14	23	-	-	-	-	-	-	-	-	-	-	37	106%	37
	2016	6	12	16	17	12	18	17	17	12	13	15	13	18	▲	168
Criminal	2017	10	10	-	-	-	-	-	-	-	-	-	-	20	-9%	20
	2016	11	11	149	55	9	91	10	29	165	15	34	99	22	▼	678
Miscellaneous	2017	32	31	-	-	-	-	-	-	-	-	-	-	63	-27%	63
	2016	38	48	40	26	25	31	42	46	35	31	31	18	86	▼	411
Other	2017	5	3	-	-	-	-	-	-	-	-	-	-	8	-58%	8
	2016	9	10	14	3	3	10	6	9	8	2	7	7	19	▼	88

Filings by Division & Case Category																
		Jan	Feb	Mar	Apr	May	Jun	Jul	Aug	Sep	Oct	Nov	Dec	Thru Feb	% Change	Total
Civil	Contested Divorce	2017	2	3	-	-	-	-	-	-	-	-	-	5	67%	5
		2016	-	3	2	3	1	2	2	5	1	2	3	3	▲	25
	Domestic and Family - Level 1	2017	-	-	-	-	-	-	-	-	-	-	-	0	0	0
		2016	-	-	-	-	1	-	-	-	-	-	-	0	↔	1
	Domestic and Family - Level 2	2017	2	4	-	-	-	-	-	-	-	-	-	6	100%	6
		2016	-	3	1	3	4	1	1	-	-	4	1	3	▲	18
	General Civil - Level 1	2017	-	1	-	-	-	-	-	-	-	-	-	1	1	1
		2016	-	-	-	-	-	5	-	1	-	-	-	0	↔	6
	General Civil - Level 2	2017	4	4	-	-	-	-	-	-	-	-	-	8	300%	8
		2016	1	1	3	3	-	4	2	4	2	3	3	2	▲	29
	General Civil - Level 3	2017	1	-	-	-	-	-	-	-	-	-	-	1	-80%	1
		2016	1	4	4	1	1	5	2	4	4	3	1	5	▼	32
Criminal	Probates/Wills and Trusts - Level	2017	-	-	-	-	-	-	-	-	-	-	-	0	0	0
		2016	-	-	-	1	-	-	-	-	-	-	-	0	↔	1
	Probates/Wills and Trusts - Level	2017	1	4	-	-	-	-	-	-	-	-	-	5	5	5
		2016	-	-	1	-	-	-	-	-	2	2	1	0	↔	6
	Uncontested Divorce	2017	4	7	-	-	-	-	-	-	-	-	-	11	120%	11
		2016	4	1	5	6	6	5	5	4	4	3	3	5	▲	50
	Capital Murder	2017	-	-	-	-	-	-	-	-	-	-	-	0	0	0
		2016	-	-	15	-	-	-	-	-	-	-	-	0	↔	15
	Misdemeanor	2017	1	1	-	-	-	-	-	-	-	-	-	2	-60%	2
		2016	-	5	5	7	3	9	1	2	7	1	4	5	▼	48
	Non-Capital Felonies and	2017	9	9	-	-	-	-	-	-	-	-	-	18	13%	18
		2016	11	5	128	48	6	82	8	27	157	14	30	16	▲	610
Miscellaneous	Other Criminally Related Matters	2017	-	-	-	-	-	-	-	-	-	-	-	0	-100%	0
		2016	-	1	1	-	-	-	1	1	-	-	1	1	▼	5
Other	Miscellaneous	2017	32	31	-	-	-	-	-	-	-	-	-	63	-27%	63
		2016	38	48	40	26	25	31	42	46	35	31	18	86	▼	411
Other	Other	2017	5	3	-	-	-	-	-	-	-	-	-	8	-58%	8
		2016	9	10	14	3	3	10	6	9	8	2	7	19	▼	88

January 2016 -- February 2017 Filings

Dashboard

Court: Russell Circuit

Circuit/Court ID: 29

Start/End Date: Jan-16 / Feb-17

Circuit/Court ID: 29229167

2016 Average Month: 323

Type of Case: Filings

Jan-Feb 2016: 842


2017 Average Month:303

Filings Trending: ▼

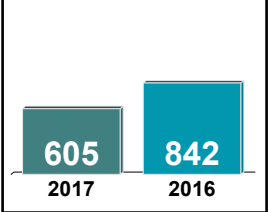
Jan-Feb 2017 : 605

Overall AVG. Month: 320

Monthly Filings Summary



Jan --- Feb Filings



Filings by Division																
		Jan	Feb	Mar	Apr	May	Jun	Jul	Aug	Sep	Oct	Nov	Dec	Thru Feb	% Change	Total
Total	2017	193	412	-	-	-	-	-	-	-	-	-	-	605	-28%	605
	2016	271	571	447	325	367	176	187	542	161	162	431	235	842	▼	3,875
Civil	2017	18	23	-	-	-	-	-	-	-	-	-	-	41	-23%	41
	2016	24	29	24	39	20	25	23	27	19	25	25	26	53	▼	306
Criminal	2017	73	287	-	-	-	-	-	-	-	-	-	-	360	-11%	360
	2016	90	313	148	109	141	48	27	394	69	46	301	115	403	▼	1,801
Miscellaneous	2017	75	83	-	-	-	-	-	-	-	-	-	-	158	-30%	158
	2016	109	117	108	79	84	52	101	77	54	69	72	69	226	▼	991
Other	2017	27	19	-	-	-	-	-	-	-	-	-	-	46	-71%	46
	2016	48	112	167	98	122	51	36	44	19	22	33	25	160	▼	777

Filings by Division & Case Category																
		Jan	Feb	Mar	Apr	May	Jun	Jul	Aug	Sep	Oct	Nov	Dec	Thru Feb	% Change	Total
Civil	Administrative Law	2017	-	-	-	-	-	-	-	-	-	-	-	0	0	0
		2016	-	-	-	1	-	-	-	-	-	-	-	0	↔	1
	Contested Divorce	2017	1	5	-	-	-	-	-	-	-	-	-	6	-40%	6
		2016	3	7	2	3	2	2	5	2	7	4	4	10	▼	43
	Domestic and Family - Level 1	2017	-	-	-	-	-	-	-	-	-	-	-	0	0	0
		2016	-	-	2	3	1	-	-	1	2	1	1	0	↔	12
	Domestic and Family - Level 2	2017	2	4	-	-	-	-	-	-	-	-	-	6	500%	6
		2016	1	-	3	3	4	1	2	3	3	1	-	1	▲	26
	General Civil - Level 1	2017	1	-	-	-	-	-	-	-	-	-	-	1	0%	1
		2016	1	-	1	-	-	1	-	1	-	1	1	1	↔	6
	General Civil - Level 2	2017	3	1	-	-	-	-	-	-	-	-	-	4	-69%	4
		2016	9	4	4	6	1	8	5	8	3	4	3	13	▼	59
	General Civil - Level 3	2017	3	3	-	-	-	-	-	-	-	-	-	6	-14%	6
		2016	4	3	3	6	4	6	7	4	6	1	5	7	▼	53
Criminal	Probates/Wills and Trusts - Level	2017	-	-	-	-	-	-	-	-	-	-	-	0	-100%	0
		2016	-	1	-	-	1	-	-	-	-	-	-	1	▼	2
	Probates/Wills and Trusts - Level	2017	-	1	-	-	-	-	-	-	-	-	-	1	-80%	1
		2016	1	4	-	1	1	1	1	-	-	-	-	5	▼	10
	Uncontested Divorce	2017	8	9	-	-	-	-	-	-	-	-	-	17	13%	17
		2016	5	10	9	16	6	5	6	3	10	11	7	15	▲	94
	Misdemeanor	2017	20	32	-	-	-	-	-	-	-	-	-	52	174%	52
		2016	7	12	14	15	26	12	4	54	18	17	79	19	▲	270
	Non-Capital Felonies and	2017	53	255	-	-	-	-	-	-	-	-	-	308	-18%	308
		2016	80	297	132	89	114	34	22	340	48	28	222	377	▼	1,505
Miscellaneous	Other Criminally Related Matters	2017	-	-	-	-	-	-	-	-	-	-	-	0	-100%	0
		2016	3	4	2	5	1	2	1	-	3	1	-	7	▼	26
Other	Miscellaneous	2017	75	83	-	-	-	-	-	-	-	-	-	158	-30%	158
		2016	109	117	108	79	84	52	101	77	54	69	72	226	▼	991
Other	Other	2017	27	19	-	-	-	-	-	-	-	-	-	46	-71%	46
		2016	48	112	167	98	122	51	36	44	19	22	33	160	▼	777

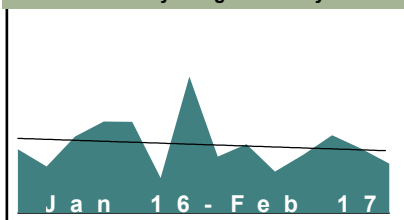
January 2016 -- February 2017 Filings

Dashboard

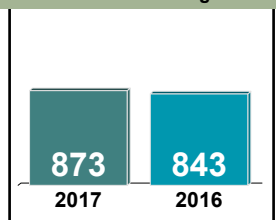
Court: Tazewell Circuit
 Start/End Date: Jan-16 / Feb-17
 2016 Average Month: 537
 Jan-Feb 2016: 843
 Filings Trending: ▲

Circuit/Court ID: 29
 229185
 Type of Case: Filings
 2017 Average Month: 437
 Jan-Feb 2017 : 873
 Overall AVG. Month: 523

Monthly Filings Summary



Jan --- Feb Filings



Filings by Division

		Jan	Feb	Mar	Apr	May	Jun	Jul	Aug	Sep	Oct	Nov	Dec	Thru Feb	% Change	Total
Total	2017	495	378	-	-	-	-	-	-	-	-	-	-	873	4%	873
	2016	487	356	584	698	697	269	1,043	432	526	317	445	594	843	▲	6,448
Civil	2017	40	32	-	-	-	-	-	-	-	-	-	-	72	-18%	72
	2016	38	50	51	53	46	46	34	34	34	55	48	47	88	▼	536
Criminal	2017	334	212	-	-	-	-	-	-	-	-	-	-	546	39%	546
	2016	280	113	378	517	553	105	913	239	371	145	300	458	393	▲	4,372
Miscellaneous	2017	112	127	-	-	-	-	-	-	-	-	-	-	239	-31%	239
	2016	163	182	148	123	91	110	91	151	115	109	89	79	345	▼	1,451
Other	2017	9	7	-	-	-	-	-	-	-	-	-	-	16	-6%	16
	2016	6	11	7	5	7	8	5	8	6	8	8	10	17	▼	89

Filings by Division & Case Category

		Jan	Feb	Mar	Apr	May	Jun	Jul	Aug	Sep	Oct	Nov	Dec	Thru Feb	% Change	Total
Civil	Administrative Law	2017	-	-	-	-	-	-	-	-	-	-	-	0	-100%	0
		2016	1	-	1	1	-	3	-	2	3	-	-	1	▼	11
	Contested Divorce	2017	7	5	-	-	-	-	-	-	-	-	-	12	9%	12
		2016	2	9	6	8	8	3	3	3	5	4	3	11	▲	57
	Domestic and Family - Level 1	2017	-	1	-	-	-	-	-	-	-	-	-	1	-83%	1
		2016	2	4	1	3	-	1	-	-	6	3	-	6	▼	20
	Domestic and Family - Level 2	2017	2	3	-	-	-	-	-	-	-	-	-	5	-55%	5
		2016	2	9	9	6	5	6	4	3	1	3	4	11	▼	55
	General Civil - Level 1	2017	-	-	-	-	-	-	-	-	-	-	-	0	0	0
		2016	-	-	-	-	1	-	1	-	-	2	1	0	↔	6
	General Civil - Level 2	2017	11	6	-	-	-	-	-	-	-	-	-	17	89%	17
		2016	4	5	7	11	10	8	4	6	7	14	8	9	▲	89
	General Civil - Level 3	2017	7	3	-	-	-	-	-	-	-	-	-	10	11%	10
		2016	5	4	4	3	5	14	8	3	3	10	11	9	▲	80
Criminal	Probates/Wills and Trusts - Level	2017	-	-	-	-	-	-	-	-	-	-	-	0	0	0
		2016	-	-	-	1	-	-	-	-	-	-	-	0	↔	1
	Probates/Wills and Trusts - Level	2017	2	4	-	-	-	-	-	-	-	-	-	6	50%	6
		2016	4	-	3	3	2	1	-	3	7	2	9	4	▲	36
	Uncontested Divorce	2017	11	10	-	-	-	-	-	-	-	-	-	21	-43%	21
		2016	18	19	20	17	15	11	13	15	9	13	16	37	▼	181
	Capital Murder	2017	-	-	-	-	-	-	-	-	-	-	-	0	0	0
		2016	-	-	-	-	-	-	-	-	1	-	-	0	↔	1
	Misdemeanor	2017	73	26	-	-	-	-	-	-	-	-	-	99	-8%	99
		2016	83	25	76	64	140	26	143	53	105	35	45	108	▼	872
Miscellaneous	Non-Capital Felonies and	2017	255	183	-	-	-	-	-	-	-	-	-	438	57%	438
		2016	195	84	299	442	402	78	766	184	262	106	249	279	▲	3,446
	Other Criminally Related Matters	2017	6	3	-	-	-	-	-	-	-	-	-	9	50%	9
		2016	2	4	3	11	11	1	4	2	4	3	6	6	▲	53
	Miscellaneous	2017	112	127	-	-	-	-	-	-	-	-	-	239	-31%	239
		2016	163	182	148	123	91	110	91	151	115	109	89	345	▼	1,451
	Other	2017	9	7	-	-	-	-	-	-	-	-	-	16	-6%	16
		2016	6	11	7	5	7	8	5	8	6	8	8	10	▼	89

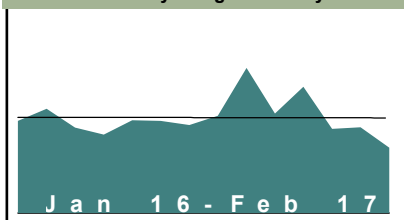
January 2016 -- February 2017 Filings

Dashboard

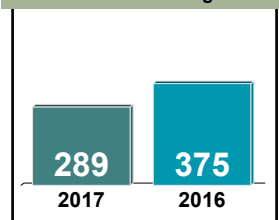
Court: Lee Circuit
Start/End Date: Jan-16 / Feb-17
2016 Average Month: 189
Jan-Feb 2016: 375
Filings Trending: ▼

Circuit/Court ID: 30
 230105
Type of Case: Filings
2017 Average Month: 145
Jan-Feb 2017 : 289
Overall AVG. Month: 182

Monthly Filings Summary



Jan --- Feb Filings



Filings by Division

		Jan	Feb	Mar	Apr	May	Jun	Jul	Aug	Sep	Oct	Nov	Dec	Thru Feb	% Change	Total
Total	2017	164	125	-	-	-	-	-	-	-	-	-	-	289	-23%	289
	2016	176	199	163	150	177	176	168	186	277	190	241	161	375	▼	2,264
Civil	2017	14	14	-	-	-	-	-	-	-	-	-	-	28	-36%	28
	2016	15	29	20	22	21	18	20	32	21	18	20	19	44	▼	255
Criminal	2017	100	63	-	-	-	-	-	-	-	-	-	-	163	-23%	163
	2016	101	112	66	89	112	112	98	91	198	112	159	106	213	▼	1,356
Miscellaneous	2017	50	47	-	-	-	-	-	-	-	-	-	-	97	-18%	97
	2016	60	58	77	38	44	46	48	63	58	59	62	35	118	▼	648
Other	2017	-	1	-	-	-	-	-	-	-	-	-	-	1	1	1
	2016	-	-	-	1	-	-	2	-	-	1	-	1	0	↔	5

Filings by Division & Case Category

		Jan	Feb	Mar	Apr	May	Jun	Jul	Aug	Sep	Oct	Nov	Dec	Thru Feb	% Change	Total
Civil	Administrative Law	2017	-	-	-	-	-	-	-	-	-	-	-	0	-100%	0
		2016	1	-	-	-	-	-	-	-	-	-	-	1	▼	1
	Contested Divorce	2017	1	-	-	-	-	-	-	-	-	-	-	1	-75%	1
		2016	1	3	6	2	2	1	1	4	3	3	-	4	▼	27
	Domestic and Family - Level 1	2017	-	1	-	-	-	-	-	-	-	-	-	1	0%	1
		2016	1	-	-	-	-	-	1	-	-	2	1	1	↔	5
	Domestic and Family - Level 2	2017	4	-	-	-	-	-	-	-	-	-	-	4	-33%	4
		2016	2	4	5	3	7	4	8	2	1	6	2	6	▼	46
	General Civil - Level 1	2017	-	-	-	-	-	-	-	-	-	-	-	0	0	0
		2016	-	-	-	-	1	-	-	-	-	-	1	0	↔	2
	General Civil - Level 2	2017	2	3	-	-	-	-	-	-	-	-	-	5	25%	5
		2016	1	3	2	4	1	1	6	3	4	2	3	4	▲	32
Criminal	General Civil - Level 3	2017	2	3	-	-	-	-	-	-	-	-	-	5	-29%	5
		2016	2	5	3	1	3	6	4	9	2	1	3	7	▼	42
	Probates/Wills and Trusts - Level	2017	2	-	-	-	-	-	-	-	-	-	-	2	-67%	2
		2016	2	4	-	4	1	1	1	2	1	1	1	6	▼	18
	Uncontested Divorce	2017	3	7	-	-	-	-	-	-	-	-	-	10	-33%	10
		2016	5	10	4	8	7	4	11	6	8	6	5	15	▼	82
	Misdemeanor	2017	22	16	-	-	-	-	-	-	-	-	-	38	15%	38
		2016	17	16	14	17	24	19	22	50	25	31	38	33	▲	300
	Non-Capital Felonies and	2017	77	41	-	-	-	-	-	-	-	-	-	118	-23%	118
		2016	63	91	47	62	87	81	57	146	86	119	65	154	▼	982
	Other Criminally Related Matters	2017	1	6	-	-	-	-	-	-	-	-	-	7	-73%	7
		2016	21	5	5	10	1	4	1	12	2	9	3	26	▼	74
Miscellaneous		2017	50	47	-	-	-	-	-	-	-	-	-	97	-18%	97
		2016	60	58	77	38	44	46	48	63	59	62	35	118	▼	648
Other		2017	-	1	-	-	-	-	-	-	-	-	-	1	1	1
		2016	-	-	-	1	-	-	2	-	1	-	1	0	↔	5

January 2016 -- February 2017 Filings

Dashboard

Court: Scott Circuit

Start/End Date: Jan-16 / Feb-17

2016 Average Month: 195

Jan-Feb 2016: 496

Filings Trending: ▲

Circuit/Court ID: 30

230169


Type of Case: Filings

2017 Average Month:295

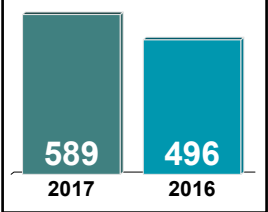
Jan-Feb 2017 : 589

Overall AVG. Month: 210

Monthly Filings Summary



Jan --- Feb Filings



Filings by Division																
		Jan	Feb	Mar	Apr	May	Jun	Jul	Aug	Sep	Oct	Nov	Dec	Thru Feb	% Change	Total
Total	2017	453	136	-	-	-	-	-	-	-	-	-	-	589	19%	589
	2016	262	234	249	197	228	188	132	207	184	115	220	128	496	▲	2,344
Civil	2017	16	15	-	-	-	-	-	-	-	-	-	-	31	-31%	31
	2016	21	24	24	33	22	14	19	18	12	15	19	19	45	▼	240
Criminal	2017	363	44	-	-	-	-	-	-	-	-	-	-	407	47%	407
	2016	147	130	142	112	153	119	44	130	119	45	145	50	277	▲	1,336
Miscellaneous	2017	73	77	-	-	-	-	-	-	-	-	-	-	150	-14%	150
	2016	94	80	83	52	53	55	69	59	53	55	56	59	174	▼	768
Other	2017	1	-	-	-	-	-	-	-	-	-	-	-	1	1	1
	2016	-	-	-	-	-	-	-	-	-	-	-	-	0	↔	0

Filings by Division & Case Category																
		Jan	Feb	Mar	Apr	May	Jun	Jul	Aug	Sep	Oct	Nov	Dec	Thru Feb	% Change	Total
Civil	Administrative Law	2017	-	-	-	-	-	-	-	-	-	-	-	0	0	0
		2016	-	-	1	-	-	-	-	-	1	-	-	0	↔	2
	Contested Divorce	2017	2	5	-	-	-	-	-	-	-	-	-	7	0%	7
		2016	3	4	6	7	6	5	8	3	1	5	4	7	↔	53
	Domestic and Family - Level 1	2017	-	-	-	-	-	-	-	-	-	-	-	0	-100%	0
		2016	1	-	-	-	-	-	-	-	-	1	-	1	▼	2
	Domestic and Family - Level 2	2017	1	-	-	-	-	-	-	-	-	-	-	1	0%	1
		2016	-	1	1	1	1	-	1	-	-	-	-	1	↔	6
	General Civil - Level 1	2017	-	-	-	-	-	-	-	-	-	-	-	0	-100%	0
		2016	-	2	-	1	-	1	-	-	-	-	1	2	▼	5
	General Civil - Level 2	2017	2	1	-	-	-	-	-	-	-	-	-	3	-67%	3
		2016	3	6	2	-	1	3	2	3	1	3	3	9	▼	28
Criminal	General Civil - Level 3	2017	3	2	-	-	-	-	-	-	-	-	-	5	-50%	5
		2016	7	3	5	3	3	1	3	3	4	4	3	10	▼	40
	Probates/Wills and Trusts - Level	2017	1	-	-	-	-	-	-	-	-	-	-	1	-50%	1
		2016	1	1	4	2	2	-	3	4	-	1	3	2	▼	21
	Uncontested Divorce	2017	7	7	-	-	-	-	-	-	-	-	-	14	8%	14
		2016	6	7	5	19	9	4	4	7	6	7	5	13	▲	83
	Misdemeanor	2017	45	25	-	-	-	-	-	-	-	-	-	70	-26%	70
		2016	43	52	46	34	54	25	20	21	18	40	29	95	▼	424
	Non-Capital Felonies and	2017	310	18	-	-	-	-	-	-	-	-	-	328	90%	328
		2016	98	75	74	72	82	86	16	77	96	18	102	173	▲	812
	Other Criminally Related Matters	2017	8	1	-	-	-	-	-	-	-	-	-	9	0%	9
		2016	6	3	22	6	17	8	8	11	2	3	5	9	↔	100
Miscellaneous		2017	73	77	-	-	-	-	-	-	-	-	-	150	-14%	150
		2016	94	80	83	52	53	55	69	59	53	55	59	174	▼	768
Other		2017	1	-	-	-	-	-	-	-	-	-	-	1	1	1
		2016	-	-	-	-	-	-	-	-	-	-	-	0	↔	0

January 2016 -- February 2017 Filings

Dashboard

Court: Wise Circuit

Circuit/Court ID: 30

Start/End Date: Jan-16 / Feb-17

230195

2016 Average Month: 346

Type of Case: Filings

Jan-Feb 2016: 766

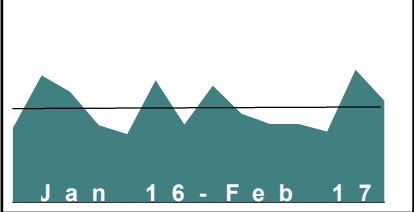
2017 Average Month: 447

Jan-Feb 2017 : 893

Filings Trending: ▲

Overall AVG. Month: 360

Monthly Filings Summary



Jan --- Feb Filings

893

766

2017

2016

Filings by Division																
		Jan	Feb	Mar	Apr	May	Jun	Jul	Aug	Sep	Oct	Nov	Dec	Thru Feb	% Change	Total
Total	2017	506	387	-	-	-	-	-	-	-	-	-	-	893	17%	893
	2016	282	484	422	293	260	465	296	444	337	298	299	269	766	▲	4,149
Civil	2017	36	43	-	-	-	-	-	-	-	-	-	-	79	-8%	79
	2016	38	48	53	44	36	46	52	33	58	44	34	35	86	▼	521
Criminal	2017	397	258	-	-	-	-	-	-	-	-	-	-	655	40%	655
	2016	154	313	253	162	157	353	136	304	182	173	176	170	467	▲	2,533
Miscellaneous	2017	70	81	-	-	-	-	-	-	-	-	-	-	151	-26%	151
	2016	85	119	114	85	66	63	107	107	94	80	86	62	204	▼	1,068
Other	2017	3	5	-	-	-	-	-	-	-	-	-	-	8	-11%	8
	2016	5	4	2	2	1	3	1	-	3	1	3	2	9	▼	27

Filings by Division & Case Category																
		Jan	Feb	Mar	Apr	May	Jun	Jul	Aug	Sep	Oct	Nov	Dec	Thru Feb	% Change	Total
Civil	Administrative Law	2017	-	1	-	-	-	-	-	-	-	-	-	1	0%	1
		2016	1	-	-	-	-	-	1	1	3	1	-	1	↔	7
	Contested Divorce	2017	7	7	-	-	-	-	-	-	-	-	-	14	17%	14
		2016	5	7	12	10	6	6	10	4	7	4	6	12	▲	82
	Domestic and Family - Level 1	2017	1	2	-	-	-	-	-	-	-	-	-	3	200%	3
		2016	1	-	-	-	-	2	-	2	-	-	3	1	▲	8
	Domestic and Family - Level 2	2017	3	5	-	-	-	-	-	-	-	-	-	8	60%	8
		2016	2	3	6	3	7	6	12	3	6	3	4	5	▲	56
	General Civil - Level 1	2017	-	-	-	-	-	-	-	-	-	-	-	0	-100%	0
		2016	1	1	-	2	3	2	-	1	-	3	1	2	▼	14
	General Civil - Level 2	2017	6	3	-	-	-	-	-	-	-	-	-	9	-40%	9
		2016	4	11	14	9	7	10	6	10	9	1	12	15	▼	103
	General Civil - Level 3	2017	5	3	-	-	-	-	-	-	-	-	-	8	60%	8
		2016	4	1	3	6	5	2	4	3	10	6	3	5	▲	53
Criminal	Probates/Wills and Trusts - Level	2017	-	-	-	-	-	-	-	-	-	-	-	0	-100%	0
		2016	1	-	-	-	-	-	-	-	-	-	-	1	▼	1
	Probates/Wills and Trusts - Level	2017	1	4	-	-	-	-	-	-	-	-	-	5	-50%	5
		2016	5	5	5	2	1	4	1	1	4	3	-	10	▼	34
	Uncontested Divorce	2017	13	18	-	-	-	-	-	-	-	-	-	31	-9%	31
		2016	14	20	13	12	7	16	17	11	17	16	13	34	▼	163
	Capital Murder	2017	-	-	-	-	-	-	-	-	-	-	-	0	0	0
		2016	-	-	-	-	4	-	-	-	-	-	-	0	↔	4
	Misdemeanor	2017	99	78	-	-	-	-	-	-	-	-	-	177	90%	177
		2016	42	51	81	32	34	31	36	74	40	51	43	93	▲	559
Miscellaneous	Non-Capital Felonies and	2017	283	172	-	-	-	-	-	-	-	-	-	455	30%	455
		2016	101	250	158	120	113	313	83	215	135	112	122	351	▲	1,838
Other	Other Criminally Related Matters	2017	15	8	-	-	-	-	-	-	-	-	-	23	0%	23
		2016	11	12	14	10	6	9	17	15	7	10	10	23	↔	132
Other	Miscellaneous	2017	70	81	-	-	-	-	-	-	-	-	-	151	-26%	151
		2016	85	119	114	85	66	63	107	107	94	80	86	204	▼	1,068
Other	Other	2017	3	5	-	-	-	-	-	-	-	-	-	8	-11%	8
		2016	5	4	2	2	1	3	1	-	3	1	3	9	▼	27

January 2016 -- February 2017 Filings

Dashboard

Court: Prince William Circuit

Circuit/Court ID: 31

Start/End Date: Jan-16 / Feb-17

231153

2016 Average Month: 1,523

Type of Case: Filings

Jan-Feb 2016: 3,025


2017 Average Month:1,471

Filings Trending: ▼

Jan-Feb 2017 : 2,942

Overall AVG. Month: 1,516

Monthly Filings Summary



Jan --- Feb Filings

2,942

3,025

2017

2016

Filings by Division																
		Jan	Feb	Mar	Apr	May	Jun	Jul	Aug	Sep	Oct	Nov	Dec	Thru Feb	% Change	Total
Total	2017	1,572	1,370	-	-	-	-	-	-	-	-	-	-	2,942	-3%	2,942
	2016	1,381	1,644	1,694	1,398	1,487	1,659	1,527	1,608	1,472	1,541	1,460	1,406	3,025	▼	18,277
Civil	2017	235	237	-	-	-	-	-	-	-	-	-	-	472	7%	472
	2016	186	254	258	240	276	291	259	293	289	242	229	227	440	▲	3,044
Criminal	2017	440	386	-	-	-	-	-	-	-	-	-	-	826	-6%	826
	2016	394	487	479	432	518	506	482	522	493	531	411	401	881	▼	5,656
Miscellaneous	2017	769	690	-	-	-	-	-	-	-	-	-	-	1,459	-5%	1,459
	2016	734	800	887	653	592	728	684	710	638	693	740	692	1,534	▼	8,551
Other	2017	128	57	-	-	-	-	-	-	-	-	-	-	185	9%	185
	2016	67	103	70	73	101	134	102	83	52	75	80	86	170	▲	1,026

Filings by Division & Case Category																	
			Jan	Feb	Mar	Apr	May	Jun	Jul	Aug	Sep	Oct	Nov	Dec	Thru Feb	% Change	Total
Civil	Administrative Law	2017	-	-	-	-	-	-	-	-	-	-	-	-	0	-100%	0
		2016	3	-	-	4	2	3	-	1	9	6	1	-	3	▼	29
	Contested Divorce	2017	21	33	-	-	-	-	-	-	-	-	-	-	54	-10%	54
		2016	23	37	27	30	35	39	36	37	45	28	19	21	60	▼	377
	Domestic and Family - Level 1	2017	10	3	-	-	-	-	-	-	-	-	-	-	13	160%	13
		2016	3	2	10	13	10	15	9	13	14	7	10	4	5	▲	110
	Domestic and Family - Level 2	2017	13	8	-	-	-	-	-	-	-	-	-	-	21	17%	21
		2016	7	11	20	7	15	24	13	20	17	10	15	9	18	▲	168
	General Civil - Level 1	2017	2	6	-	-	-	-	-	-	-	-	-	-	8	14%	8
		2016	3	4	5	2	2	7	4	3	6	4	2	3	7	▲	45
	General Civil - Level 2	2017	59	79	-	-	-	-	-	-	-	-	-	-	138	-2%	138
		2016	55	86	67	62	80	90	77	93	78	70	68	81	141	▼	907
	General Civil - Level 3	2017	29	25	-	-	-	-	-	-	-	-	-	-	54	10%	54
		2016	24	25	25	21	51	21	19	21	19	25	33	27	49	▲	311
Probates/Wills and Trusts - Level	2017	1	-	-	-	-	-	-	-	-	-	-	-	1	1	1	
	2016	-	-	-	1	-	1	2	-	-	2	1	2	0	↔	9	
Probates/Wills and Trusts - Level	2017	10	9	-	-	-	-	-	-	-	-	-	-	19	19%	19	
	2016	8	8	13	15	5	11	8	9	10	9	7	9	16	▲	112	
Uncontested Divorce	2017	90	74	-	-	-	-	-	-	-	-	-	-	164	16%	164	
	2016	60	81	91	85	76	80	91	96	91	81	73	71	141	▲	976	
Criminal	Capital Murder	2017	-	-	-	-	-	-	-	-	-	-	-	-	0	0	0
		2016	-	-	-	5	-	-	-	-	-	-	-	-	0	↔	5
	Misdemeanor	2017	89	78	-	-	-	-	-	-	-	-	-	-	167	-23%	167
		2016	121	96	103	72	119	134	104	105	95	130	96	74	217	▼	1,249
	Non-Capital Felonies and	2017	309	249	-	-	-	-	-	-	-	-	-	-	558	11%	558
		2016	197	307	306	309	318	270	267	315	287	332	226	263	504	▲	3,397
	Other Criminally Related Matters	2017	42	59	-	-	-	-	-	-	-	-	-	-	101	-37%	101
		2016	76	84	70	46	81	102	111	102	111	69	89	64	160	▼	1,005
	Miscellaneous	2017	769	690	-	-	-	-	-	-	-	-	-	-	1,459	-5%	1,459
		2016	734	800	887	653	592	728	684	710	638	693	740	692	1,534	▼	8,551
Other	2017	128	57	-	-	-	-	-	-	-	-	-	-	185	9%	185	
	2016	67	103	70	73	101	134	102	83	52	75	80	86	170	▲	1,026	