

January 2016 -- December 2017 Filings

Dashboard

Court: Chesapeake Circuit

Start/End Date: Jan-16 / Dec-17

2016 Average Month: 1,354

Jan-Dec 2016: 16,250

Filings Trending: ▲

Circuit/Court ID: 1 201550

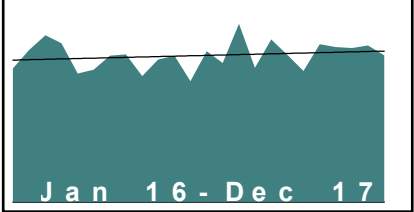
Type of Case: Filings

2017 Average Month:1,443

Jan-Dec 2017 : 17,317

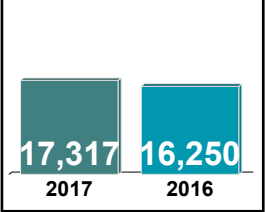
Overall AVG. Month: 1,399

Monthly Filings Summary



Jan 16 - Dec 17

Jan --- Dec Filings



17,317 16,250

2017 2016

Filings by Division																
		Jan	Feb	Mar	Apr	May	Jun	Jul	Aug	Sep	Oct	Nov	Dec	Thru Dec	% Change	Total
Total	2017	1,440	1,328	1,702	1,281	1,553	1,408	1,252	1,507	1,479	1,471	1,495	1,401	17,317	7%	17,317
	2016	1,275	1,452	1,592	1,517	1,228	1,264	1,399	1,409	1,202	1,361	1,398	1,153	16,250	▲	16,250
Civil	2017	199	153	224	188	262	219	253	291	285	291	296	281	2,942	28%	2,942
	2016	192	195	209	192	220	156	153	271	169	202	160	175	2,294	▲	2,294
Criminal	2017	602	585	766	603	775	659	507	617	648	626	573	526	7,487	6%	7,487
	2016	403	545	755	719	541	613	664	546	514	669	691	427	7,087	▲	7,087
Miscellaneous	2017	458	477	529	355	358	392	344	423	386	419	506	491	5,138	-2%	5,138
	2016	559	583	489	397	335	390	426	433	385	388	431	447	5,263	▼	5,263
Other	2017	181	113	183	135	158	138	148	176	160	135	120	103	1,750	9%	1,750
	2016	121	129	139	209	132	105	156	159	134	102	116	104	1,606	▲	1,606

Filings by Division & Case Category																
		Jan	Feb	Mar	Apr	May	Jun	Jul	Aug	Sep	Oct	Nov	Dec	Thru Dec	% Change	Total
Civil	Administrative Law	2017	-	2	4	-	1	-	2	-	2	1	2	14	-50%	14
		2016	3	3	3	2	-	2	5	2	2	2	4	28	▼	28
	Contested Divorce	2017	28	23	41	29	40	40	55	58	55	74	59	549	66%	549
		2016	27	37	35	36	29	23	31	30	21	26	18	331	▲	331
	Domestic and Family - Level 1	2017	28	17	34	12	32	29	16	22	16	23	23	263	-7%	263
		2016	9	20	30	27	19	20	61	22	26	12	13	282	▼	282
	Domestic and Family - Level 2	2017	7	6	6	12	6	13	5	8	8	4	3	83	0%	83
		2016	5	7	11	16	5	8	8	3	7	2	6	83	↔	83
	General Civil - Level 1	2017	1	-	3	2	6	2	3	8	1	1	5	35	-17%	35
		2016	5	4	3	3	10	1	8	3	1	1	2	42	▼	42
	General Civil - Level 2	2017	41	22	34	34	46	27	33	40	33	39	33	420	-7%	420
		2016	49	45	34	25	52	26	51	36	34	34	36	454	▼	454
	General Civil - Level 3	2017	24	11	29	25	24	23	17	13	22	14	12	239	3%	239
		2016	20	6	14	14	26	13	35	18	27	16	31	231	▲	231
Criminal	Probates/Wills & Trusts - Level 1	2017	-	1	-	-	1	-	1	-	-	-	-	3	-63%	3
		2016	-	-	2	-	-	3	1	-	-	-	2	8	▼	8
	Probates/Wills & Trusts - Level 2	2017	6	5	9	9	24	7	5	4	7	14	5	100	9%	100
		2016	7	7	9	6	11	7	4	5	11	8	11	92	▲	92
	Uncontested Divorce	2017	64	66	64	65	83	77	147	139	142	126	139	1,236	66%	1,236
		2016	67	66	68	63	68	56	66	49	73	59	52	743	▲	743
	Felonies and Related Matters	2017	462	394	537	404	548	465	364	465	431	348	338	5,088	0%	5,088
		2016	292	358	554	529	385	437	370	369	503	512	276	5,076	▲	5,076
	Misdemeanor	2017	105	146	162	159	169	148	191	142	138	177	150	1,808	20%	1,808
		2016	83	142	142	146	107	129	118	114	132	138	113	1,504	▲	1,504
Miscellaneous	Other Criminally Related Matters	2017	35	45	67	40	58	46	62	41	57	48	38	591	17%	591
		2016	28	45	59	44	49	47	36	31	34	41	38	507	▲	507
Other	Miscellaneous	2017	458	477	529	355	358	392	344	423	386	419	491	5,138	-2%	5,138
		2016	559	583	489	397	335	390	426	433	385	431	447	5,263	▼	5,263
Other	Other	2017	181	113	183	135	158	138	148	176	160	135	120	1,750	9%	1,750
		2016	121	129	139	209	132	105	156	159	134	102	116	1,606	▲	1,606

January 2016 -- December 2017 Filings

Dashboard

Court: Accomack Circuit

Start/End Date: Jan-16 / Dec-17

2016 Average Month: 132

Jan-Dec 2016: 1,583

Filings Trending: ▲

Circuit/Court ID: 2 202001

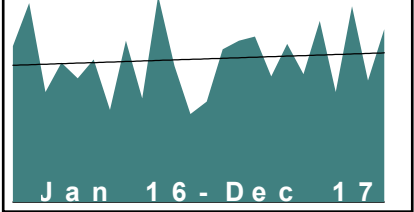
Type of Case: Filings

2017 Average Month:141

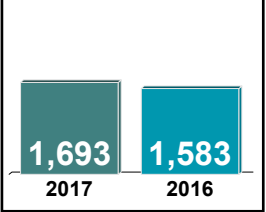
Jan-Dec 2017 : 1,693

Overall AVG. Month: 137

Monthly Filings Summary



Jan --- Dec Filings



Filings by Division																
		Jan	Feb	Mar	Apr	May	Jun	Jul	Aug	Sep	Oct	Nov	Dec	Thru Dec	% Change	Total
Total	2017	96	146	154	158	120	151	122	173	105	187	116	165	1,693	7%	1,693
	2016	149	190	105	133	118	136	88	154	99	197	130	84	1,583	▲	1,583
Civil	2017	18	20	33	25	23	36	51	44	14	17	14	41	336	34%	336
	2016	20	18	13	21	25	23	20	31	18	27	18	16	250	▲	250
Criminal	2017	24	66	36	91	49	70	30	53	17	109	31	73	649	29%	649
	2016	22	65	16	53	33	68	29	67	31	81	23	14	502	▲	502
Miscellaneous	2017	50	51	71	32	40	36	34	67	71	54	69	46	621	-22%	621
	2016	101	105	75	58	56	44	37	53	47	85	88	48	797	▼	797
Other	2017	4	9	14	10	8	9	7	9	3	7	2	5	87	156%	87
	2016	6	2	1	1	4	1	2	3	3	4	1	6	34	▲	34

Filings by Division & Case Category																		
			Jan	Feb	Mar	Apr	May	Jun	Jul	Aug	Sep	Oct	Nov	Dec	Thru Dec	% Change	Total	
Civil	Administrative Law	2017	-	-	-	-	-	-	-	-	-	-	-	-	-	0	-100%	0
		2016	-	2	-	1	-	1	1	1	-	-	-	-	-	6	▼	6
	Contested Divorce	2017	1	6	1	1	6	-	3	2	3	3	1	2	2	29	7%	29
		2016	2	3	2	-	6	4	3	-	1	1	2	3	3	27	▲	27
	Domestic and Family - Level 1	2017	2	-	1	5	1	1	2	4	-	-	1	-	-	17	-6%	17
		2016	3	3	3	1	-	2	-	1	-	2	-	3	3	18	▼	18
	Domestic and Family - Level 2	2017	2	-	7	2	1	2	-	2	-	-	-	-	1	17	183%	17
		2016	-	-	-	2	-	2	-	2	-	-	-	-	-	6	▲	6
	General Civil - Level 1	2017	-	-	1	-	1	1	1	-	-	1	-	-	1	6	0%	6
		2016	1	1	-	-	-	-	-	1	1	1	-	1	-	6	↔	6
	General Civil - Level 2	2017	6	1	6	6	8	14	24	16	1	6	5	22	115	53%	115	
		2016	5	2	3	7	4	5	3	16	7	12	6	5	75	75	▲	75
	General Civil - Level 3	2017	5	3	4	5	1	10	12	11	4	4	5	9	73	128%	73	
		2016	1	1	1	-	3	1	4	6	3	5	3	4	32	32	▲	32
	Probates/Wills & Trusts - Level 1	2017	-	-	-	-	-	-	-	-	-	-	-	-	-	0	-100%	0
		2016	-	-	1	-	-	-	-	-	-	-	-	-	-	1	▼	1
Probates/Wills & Trusts - Level 2	2017	-	1	-	-	-	2	1	2	-	-	-	-	-	6	-14%	6	
	2016	-	1	1	-	1	-	1	-	-	2	1	-	-	7	▼	7	
Protective Orders	2017	-	1	-	1	-	-	-	-	-	-	-	-	-	2	0%	2	
	2016	-	-	-	-	-	-	-	1	-	1	-	-	-	2	↔	2	
Uncontested Divorce	2017	2	8	13	5	5	6	8	7	6	3	2	6	71	71	1%	71	
	2016	8	5	2	10	11	8	7	3	6	4	5	1	70	70	▲	70	
Criminal	Capital Murder	2017	-	1	-	-	-	-	-	-	-	-	-	-	1	0%	1	
		2016	-	1	-	-	-	-	-	-	-	-	-	-	1	1	↔	1
	Felonies and Related Matters	2017	11	45	9	71	24	62	16	36	11	77	11	67	440	31%	440	
		2016	8	57	8	38	21	49	9	47	12	60	18	9	336	336	▲	336
	Misdemeanor	2017	10	20	23	20	21	6	9	12	5	26	11	6	169	35%	169	
		2016	9	6	4	14	12	13	14	14	12	18	4	5	125	125	▲	125
	Other Criminally Related Matters	2017	3	-	4	-	4	2	5	5	1	6	9	-	39	39	-3%	39
		2016	5	1	4	1	-	6	6	6	7	3	1	-	40	40	▼	40
	Miscellaneous	2017	50	51	71	32	40	36	34	67	71	54	69	46	621	621	-22%	621
		2016	101	105	75	58	56	44	37	53	47	85	88	48	797	797	▼	797
Other	2017	4	9	14	10	8	9	7	9	3	7	2	5	87	87	156%	87	
	2016	6	2	1	1	4	1	2	3	3	4	1	6	34	34	▲	34	

January 2016 -- December 2017 Filings

Dashboard

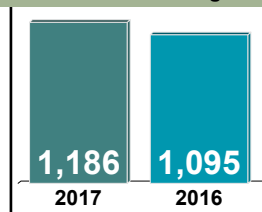
Court: Northampton Circuit
Start/End Date: Jan-16 / Dec-17
2016 Average Month: 91
Jan-Dec 2016: 1,095
Filings Trending: ▲

Circuit/Court ID: 2 202131
Type of Case: Filings
2017 Average Month: 99
Jan-Dec 2017 : 1,186
Overall AVG. Month: 95

Monthly Filings Summary



Jan --- Dec Filings



Filings by Division

		Jan	Feb	Mar	Apr	May	Jun	Jul	Aug	Sep	Oct	Nov	Dec	Thru Dec	% Change	Total
Total	2017	86	85	80	64	123	69	129	139	105	120	113	73	1,186	8%	1,186
	2016	107	91	207	53	93	54	81	91	80	76	92	70	1,095	▲	1,095
Civil	2017	8	5	11	14	9	10	23	22	32	11	18	9	172	58%	172
	2016	7	9	11	11	12	3	13	9	11	9	3	11	109	▲	109
Criminal	2017	64	57	43	39	95	49	98	100	62	85	79	43	814	8%	814
	2016	76	53	168	27	66	40	57	69	51	44	63	42	756	▲	756
Miscellaneous	2017	14	23	26	11	16	10	8	17	11	24	16	21	197	-14%	197
	2016	24	29	28	15	15	10	11	13	18	23	26	17	229	▼	229
Other	2017	-	-	-	-	3	-	-	-	-	-	-	-	3	200%	3
	2016	-	-	-	-	-	1	-	-	-	-	-	-	1	▲	1

Filings by Division & Case Category

		Jan	Feb	Mar	Apr	May	Jun	Jul	Aug	Sep	Oct	Nov	Dec	Thru Dec	% Change	Total
Civil	Administrative Law	2017	-	-	-	-	-	-	-	-	-	1	-	1	0%	1
		2016	-	-	-	-	-	-	1	-	-	-	-	1	↔	1
	Contested Divorce	2017	1	1	2	-	1	-	1	-	1	4	1	12	33%	12
		2016	2	1	2	1	-	1	1	1	-	-	-	9	▲	9
	Domestic and Family - Level 1	2017	-	-	-	-	3	1	1	2	-	1	1	9	-36%	9
		2016	-	-	2	3	1	-	3	-	3	-	1	14	▼	14
	Domestic and Family - Level 2	2017	-	-	-	-	-	-	-	1	-	-	-	1	-67%	1
		2016	-	-	-	-	1	-	-	1	-	-	1	3	▼	3
	General Civil - Level 1	2017	-	-	-	2	-	-	1	-	1	1	-	5	5	5
		2016	-	-	-	-	-	-	-	-	-	-	-	0	↔	0
	General Civil - Level 2	2017	3	2	3	5	3	2	4	3	4	4	3	37	61%	37
		2016	-	1	1	-	4	-	2	5	-	1	4	23	▲	23
	General Civil - Level 3	2017	2	-	2	6	3	2	16	10	5	6	4	77	148%	77
		2016	2	4	1	5	3	1	5	1	2	2	3	31	▲	31
	Probates/Wills & Trusts - Level 1	2017	1	-	-	-	-	-	-	-	-	-	-	1	0%	1
		2016	-	-	-	-	-	-	-	-	-	-	1	1	↔	1
Criminal	Probates/Wills & Trusts - Level 2	2017	-	-	-	-	1	1	-	-	-	-	-	2	-60%	2
		2016	1	-	1	1	-	-	-	1	-	-	1	5	▼	5
	Protective Orders	2017	-	-	-	-	-	-	-	-	-	-	-	0	-100%	0
		2016	-	-	-	-	-	-	-	-	1	-	-	1	▼	1
	Uncontested Divorce	2017	1	2	4	1	1	2	3	7	3	1	2	27	29%	27
		2016	2	3	4	1	3	3	1	1	3	-	-	21	▲	21
	Capital Murder	2017	-	-	-	-	-	-	-	-	-	-	-	0	-100%	0
		2016	-	-	-	-	-	-	-	-	-	2	-	2	▼	2
	Felonies and Related Matters	2017	39	11	13	14	51	14	51	25	21	45	44	338	-9%	338
		2016	52	24	148	12	19	12	24	28	15	12	12	373	▼	373
	Misdemeanor	2017	25	25	26	24	30	29	41	68	32	33	26	388	27%	388
		2016	21	26	14	10	36	24	15	37	31	27	40	305	▲	305
	Other Criminally Related Matters	2017	-	21	4	1	14	6	6	7	9	7	9	88	16%	88
		2016	3	3	6	5	11	4	18	4	5	5	9	76	▲	76
Miscellaneous	2017	14	23	26	11	16	10	8	17	11	24	16	21	197	-14%	197
	2016	24	29	28	15	15	10	11	13	18	23	26	17	229	▼	229
Other	2017	-	-	-	-	3	-	-	-	-	-	-	-	3	200%	3
	2016	-	-	-	-	-	1	-	-	-	-	-	-	1	▲	1


January 2016 -- December 2017 Filings

Dashboard

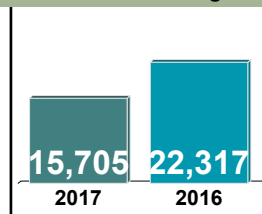
Court: Virginia Beach Circuit
Start/End Date: Jan-16 / Dec-17
2016 Average Month: 1,860
Jan-Dec 2016: 22,317
Filings Trending: ▼

Circuit/Court ID: 2 202810
Type of Case: Filings
2017 Average Month: 1,309
Jan-Dec 2017 : 15,705
Overall AVG. Month: 1,584

Monthly Filings Summary



Jan --- Dec Filings



Filings by Division

		Jan	Feb	Mar	Apr	May	Jun	Jul	Aug	Sep	Oct	Nov	Dec	Thru Dec	% Change	Total
Total	2017	1,102	1,330	1,522	1,129	1,492	1,449	1,247	1,514	1,221	1,375	1,151	1,173	15,705	-30%	15,705
	2016	1,822	2,500	2,104	2,177	1,673	1,601	1,688	2,095	1,607	1,756	1,551	1,743	22,317	▼	22,317
Civil	2017	323	318	447	286	378	406	316	371	340	334	322	336	4,177	4%	4,177
	2016	326	341	377	322	338	347	313	412	356	287	320	282	4,021	▲	4,021
Criminal	2017	532	770	755	626	777	763	702	838	604	792	662	672	8,493	8%	8,493
	2016	482	761	715	626	642	673	636	764	609	686	664	632	7,890	▲	7,890
Miscellaneous	2017	166	167	214	144	218	184	156	217	189	167	159	156	2,137	-77%	2,137
	2016	956	1,323	927	1,173	592	516	676	816	549	703	487	743	9,461	▼	9,461
Other	2017	81	75	106	73	119	96	73	88	88	82	8	9	898	-5%	898
	2016	58	75	85	56	101	65	63	103	93	80	80	86	945	▼	945

Filings by Division & Case Category

		Jan	Feb	Mar	Apr	May	Jun	Jul	Aug	Sep	Oct	Nov	Dec	Thru Dec	% Change	Total
Civil	Administrative Law	2017	-	2	2	2	4	-	1	3	2	3	-	19	46%	19
		2016	1	1	-	1	-	-	2	4	-	3	1	13	▲	13
	Contested Divorce	2017	26	29	35	25	41	24	35	26	35	37	31	379	-2%	379
		2016	33	31	34	31	24	41	31	26	38	33	30	385	▼	385
	Domestic and Family - Level 1	2017	48	52	52	36	43	50	46	38	51	34	44	532	-10%	532
		2016	45	36	48	47	53	53	70	75	24	55	36	589	▼	589
	Domestic and Family - Level 2	2017	11	14	31	11	16	19	15	15	9	17	4	172	1%	172
		2016	11	14	21	17	12	19	12	14	8	19	9	171	▲	171
	General Civil - Level 1	2017	6	1	6	3	2	10	5	1	2	2	6	46	10%	46
		2016	4	5	2	4	3	5	4	-	8	1	-	42	▲	42
	General Civil - Level 2	2017	80	79	98	67	74	89	73	84	51	73	79	913	14%	913
		2016	57	54	79	56	89	66	77	71	67	64	65	798	▲	798
	General Civil - Level 3	2017	78	60	95	70	95	118	82	114	91	97	86	1,078	5%	1,078
		2016	101	95	81	82	72	90	85	115	89	68	71	1,029	▲	1,029
Criminal	Probates/Wills & Trusts - Level 1	2017	1	-	1	-	1	-	2	1	-	-	1	8	-11%	8
		2016	1	-	1	2	-	2	-	1	1	1	-	9	▼	9
	Probates/Wills & Trusts - Level 2	2017	13	13	19	6	20	18	13	7	17	11	13	164	15%	164
		2016	14	17	14	6	17	12	15	12	10	8	10	142	▲	142
	Protective Orders	2017	-	1	-	-	-	-	1	-	-	-	-	2	-60%	2
		2016	-	-	1	2	-	-	-	-	-	1	1	5	▼	5
	Uncontested Divorce	2017	60	67	108	66	82	77	66	74	70	59	66	864	3%	864
		2016	59	88	96	74	68	61	84	64	63	64	50	838	▲	838
	Capital Murder	2017	-	-	-	-	-	-	-	-	-	-	2	2	2	2
		2016	-	-	-	-	-	-	-	-	-	-	-	0	↔	0
	Felonies and Related Matters	2017	310	441	402	358	449	447	402	443	340	463	417	4,814	12%	4,814
		2016	285	477	366	354	375	349	280	368	310	433	360	4,290	▲	4,290
	Misdemeanor	2017	188	253	271	214	254	254	244	314	218	259	212	2,940	8%	2,940
		2016	155	228	271	200	213	247	256	257	224	201	216	2,721	▲	2,721
	Other Criminally Related Matters	2017	34	76	82	54	74	62	81	46	70	61	41	737	-16%	737
		2016	42	56	78	72	54	77	100	139	75	52	56	879	▼	879
Miscellaneous		2017	166	167	214	144	218	184	156	217	189	167	159	2,137	-77%	2,137
		2016	956	1,323	927	1,173	592	516	676	816	549	703	487	9,461	▼	9,461
Other		2017	81	75	106	73	119	96	73	88	88	82	8	898	-5%	898
		2016	58	75	85	56	101	65	63	103	93	80	80	945	▼	945

January 2016 -- December 2017 Filings

Dashboard

Court: Portsmouth Circuit

Start/End Date: Jan-16 / Dec-17

2016 Average Month: 743

Jan-Dec 2016: 8,920

Filings Trending: ↔

Circuit/Court ID: 3 203740

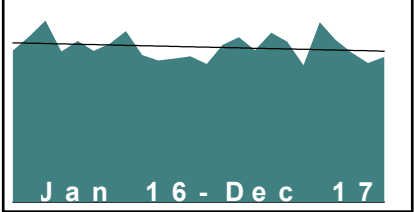
Type of Case: Filings

2017 Average Month:737

Jan-Dec 2017 : 8,849

Overall AVG. Month: 740

Monthly Filings Summary



Jan 16 - Dec 17

Jan --- Dec Filings

8,849

8,920

2017

2016

Filings by Division																
		Jan	Feb	Mar	Apr	May	Jun	Jul	Aug	Sep	Oct	Nov	Dec	Thru Dec	% Change	Total
Total	2017	659	750	787	725	808	766	653	859	774	712	664	692	8,849	-1%	8,849
	2016	723	790	866	718	769	722	757	816	702	676	685	696	8,920	▼	8,920
Civil	2017	134	191	171	186	218	167	174	233	195	158	130	229	2,186	20%	2,186
	2016	93	137	197	156	162	182	167	153	166	139	122	142	1,816	▲	1,816
Criminal	2017	257	259	311	311	326	291	214	318	338	303	277	231	3,436	-14%	3,436
	2016	355	384	374	285	365	290	367	344	316	295	335	290	4,000	▼	4,000
Miscellaneous	2017	212	213	220	178	190	208	193	226	184	216	225	225	2,490	4%	2,490
	2016	220	211	223	197	177	193	165	259	156	202	173	219	2,395	▲	2,395
Other	2017	56	87	85	50	74	100	72	82	57	35	32	7	737	4%	737
	2016	55	58	72	80	65	57	58	60	64	40	55	45	709	▲	709

Filings by Division & Case Category																	
			Jan	Feb	Mar	Apr	May	Jun	Jul	Aug	Sep	Oct	Nov	Dec	Thru Dec	% Change	Total
Civil	Administrative Law	2017	-	1	-	-	1	1	2	2	1	1	-	1	10	67%	10
		2016	-	-	-	-	-	-	-	2	1	3	-	-	-	6	▲
	Contested Divorce	2017	12	8	10	8	8	14	5	5	4	11	8	10	103	-16%	103
		2016	7	12	18	9	9	13	4	11	10	18	5	7	123	▼	123
	Domestic and Family - Level 1	2017	2	25	8	6	14	11	9	6	5	12	14	6	118	5%	118
		2016	1	11	10	5	12	10	5	17	9	7	17	8	112	▲	112
	Domestic and Family - Level 2	2017	3	3	4	11	4	6	1	1	1	1	4	3	42	56%	42
		2016	3	-	6	2	2	2	2	5	4	1	-	-	27	▲	27
	General Civil - Level 1	2017	1	4	3	1	2	2	1	2	3	-	-	1	20	0%	20
		2016	2	2	2	1	-	2	3	2	2	2	-	2	20	↔	20
	General Civil - Level 2	2017	20	28	21	15	26	19	24	25	20	15	15	17	245	10%	245
		2016	13	24	18	22	17	17	15	18	14	17	21	26	222	▲	222
	General Civil - Level 3	2017	77	94	89	114	137	94	109	161	137	90	75	165	1,342	38%	1,342
		2016	49	63	105	84	94	99	116	68	100	72	48	78	976	▲	976
Probates/Wills & Trusts - Level 1	2017	-	-	-	-	-	-	-	-	1	-	-	-	1	0%	1	
	2016	-	-	-	-	-	-	-	-	-	-	1	-	1	↔	1	
Probates/Wills & Trusts - Level 2	2017	2	5	4	8	5	3	3	4	7	4	1	3	49	-2%	49	
	2016	3	5	3	5	2	7	1	6	6	6	2	4	50	▼	50	
Protective Orders	2017	2	-	1	1	5	2	2	3	2	4	-	-	22	-8%	22	
	2016	-	-	4	3	2	2	-	3	2	2	4	2	24	▼	24	
Uncontested Divorce	2017	15	23	31	22	16	15	18	24	14	20	13	23	234	-8%	234	
	2016	15	20	31	25	24	30	19	22	16	14	24	15	255	▼	255	
Criminal	Capital Murder	2017	-	-	-	-	-	-	-	-	-	-	-	1	1	0%	1
		2016	-	-	-	-	-	-	-	-	-	-	-	1	1	↔	1
	Felonies and Related Matters	2017	189	165	209	224	207	183	119	208	234	193	188	127	2,246	-14%	2,246
		2016	239	255	230	186	250	190	239	216	194	217	201	184	2,601	▼	2,601
	Misdemeanor	2017	56	71	73	72	93	79	65	77	65	79	61	78	869	-15%	869
		2016	86	96	106	63	94	75	95	103	90	65	75	74	1,022	▼	1,022
	Other Criminally Related Matters	2017	12	23	29	15	26	29	30	33	39	31	28	25	320	-15%	320
		2016	30	33	38	36	21	25	33	25	32	13	59	31	376	▼	376
	Miscellaneous	2017	212	213	220	178	190	208	193	226	184	216	225	225	2,490	4%	2,490
		2016	220	211	223	197	177	193	165	259	156	202	173	219	2,395	▲	2,395
Other	2017	56	87	85	50	74	100	72	82	57	35	32	7	737	4%	737	
	2016	55	58	72	80	65	57	58	60	64	40	55	45	709	▲	709	

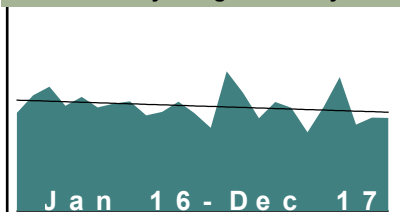
January 2016 -- December 2017 Filings

Dashboard

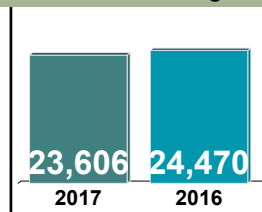
Court: Norfolk Circuit
 Start/End Date: Jan-16 / Dec-17
 2016 Average Month: 2,039
 Jan-Dec 2016: 24,470
 Filings Trending: ▼

Circuit/Court ID: 4 204710
 Type of Case: Filings
 2017 Average Month: 1,967
 Jan-Dec 2017 : 23,606
 Overall AVG. Month: 2,003

Monthly Filings Summary



Jan --- Dec Filings



Filings by Division

		Jan	Feb	Mar	Apr	May	Jun	Jul	Aug	Sep	Oct	Nov	Dec	Thru Dec	% Change	Total
Total	2017	1,587	2,670	2,257	1,773	2,083	1,972	1,503	1,990	2,560	1,652	1,783	1,776	23,606	-4%	23,606
	2016	1,878	2,211	2,377	2,011	2,183	1,982	2,055	2,094	1,825	1,893	2,089	1,872	24,470	▼	24,470
Civil	2017	478	651	604	501	480	447	350	378	534	334	293	298	5,348	-13%	5,348
	2016	468	577	585	560	571	500	510	494	502	510	471	417	6,165	▼	6,165
Criminal	2017	458	631	803	569	652	630	567	657	615	550	575	699	7,406	-7%	7,406
	2016	628	632	771	664	719	706	694	604	621	606	678	664	7,987	▼	7,987
Miscellaneous	2017	522	1,260	705	584	808	675	468	823	1,312	648	782	692	9,279	9%	9,279
	2016	663	733	880	635	752	626	704	806	542	661	825	708	8,535	▲	8,535
Other	2017	129	128	145	119	143	220	118	132	99	120	133	87	1,573	-12%	1,573
	2016	119	269	141	152	141	150	147	190	160	116	115	83	1,783	▼	1,783

Filings by Division & Case Category

			Jan	Feb	Mar	Apr	May	Jun	Jul	Aug	Sep	Oct	Nov	Dec	Thru Dec	% Change	Total
Civil	Administrative Law	2017	-	7	1	3	-	-	2	-	7	3	2	2	27	50%	27
		2016	2	1	-	2	1	1	-	2	2	-	6	1	18	▲	18
	Contested Divorce	2017	74	131	130	92	91	83	70	53	62	56	39	48	929	-28%	929
		2016	94	115	116	127	126	112	103	107	105	99	96	95	1,295	▼	1,295
	Domestic and Family - Level 1	2017	30	32	38	44	31	45	24	32	36	29	14	18	373	-2%	373
		2016	22	42	47	30	48	26	32	24	43	21	25	20	380	▼	380
	Domestic and Family - Level 2	2017	18	36	18	19	16	22	7	20	50	12	7	14	239	-8%	239
		2016	24	24	20	16	42	18	10	22	20	26	27	12	261	▼	261
	General Civil - Level 1	2017	2	4	8	3	2	7	2	6	6	4	2	4	50	-2%	50
		2016	3	6	4	2	4	3	2	7	5	4	4	7	51	▼	51
	General Civil - Level 2	2017	58	49	69	41	58	60	42	47	51	46	40	47	608	2%	608
		2016	51	65	55	57	55	52	50	41	41	55	38	37	597	▲	597
	General Civil - Level 3	2017	53	121	60	37	64	33	50	52	161	33	33	33	730	41%	730
		2016	34	44	38	41	53	47	47	57	38	50	36	32	517	▲	517
Probates/Wills & Trusts - Level 1	2017	-	1	-	-	2	-	-	1	2	-	-	1	7	75%	7	
	2016	-	1	1	1	-	-	-	-	-	1	-	-	4	▲	4	
Probates/Wills & Trusts - Level 2	2017	11	22	17	13	11	13	17	21	36	9	16	12	198	25%	198	
	2016	14	17	16	18	7	10	10	13	12	13	22	7	159	▲	159	
Protective Orders	2017	-	-	1	1	-	-	-	1	-	5	6	1	15	200%	15	
	2016	1	1	-	-	-	-	-	-	-	2	1	-	5	▲	5	
Uncontested Divorce	2017	232	248	262	248	205	184	136	145	123	137	134	118	2,172	-25%	2,172	
	2016	223	261	288	266	235	231	256	221	236	239	216	206	2,878	▼	2,878	
Criminal	Capital Murder	2017	-	-	-	-	-	-	-	-	-	-	-	-	0	-100%	0
		2016	1	-	-	2	-	-	-	-	-	-	-	-	3	▼	3
	Felonies and Related Matters	2017	300	417	558	367	460	395	369	402	401	366	388	469	4,892	-7%	4,892
		2016	432	422	487	432	505	461	446	401	401	391	422	475	5,275	▼	5,275
	Misdemeanor	2017	107	137	147	125	123	150	121	160	147	106	113	144	1,580	-4%	1,580
		2016	120	122	186	138	124	128	151	137	121	145	163	110	1,645	▼	1,645
	Other Criminally Related Matters	2017	51	77	98	77	69	85	77	95	67	78	74	86	934	-12%	934
		2016	75	88	98	92	90	117	97	66	99	70	93	79	1,064	▼	1,064
	Miscellaneous	2017	522	1,260	705	584	808	675	468	823	1,312	648	782	692	9,279	9%	9,279
		2016	663	733	880	635	752	626	704	806	542	661	825	708	8,535	▲	8,535
Other	2017	129	128	145	119	143	220	118	132	99	120	133	87	1,573	-12%	1,573	
	2016	119	269	141	152	141	150	147	190	160	116	115	83	1,783	▼	1,783	

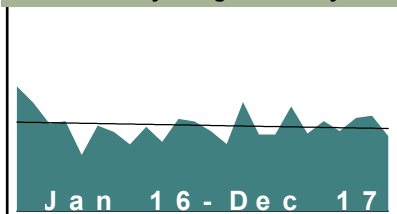
January 2016 -- December 2017 Filings

Dashboard

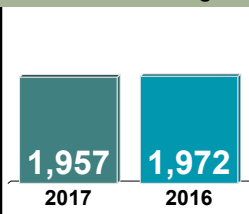
Court: Isle of Wight Circuit
Start/End Date: Jan-16 / Dec-17
2016 Average Month: 164
Jan-Dec 2016: 1,972
Filings Trending: ↔

Circuit/Court ID: 5 205093
Type of Case: Filings
2017 Average Month: 163
Jan-Dec 2017 : 1,957
Overall AVG. Month: 164

Monthly Filings Summary



Jan --- Dec Filings



Filings by Division

		Jan	Feb	Mar	Apr	May	Jun	Jul	Aug	Sep	Oct	Nov	Dec	Thru Dec	% Change	Total
Total	2017	153	128	208	146	146	200	148	172	153	178	182	143	1,957	-1%	1,957
	2016	238	207	167	172	107	163	151	127	161	132	176	171	1,972	▼	1,972
Civil	2017	12	21	26	20	22	21	30	67	31	26	19	13	308	17%	308
	2016	17	32	27	20	20	20	15	33	15	25	20	19	263	▲	263
Criminal	2017	42	9	88	62	43	93	20	26	43	39	56	48	569	-21%	569
	2016	95	52	32	89	32	72	57	27	92	33	65	72	718	▼	718
Miscellaneous	2017	87	95	89	54	76	79	83	72	73	101	104	82	995	11%	995
	2016	115	117	95	58	48	65	70	54	47	68	81	80	898	▲	898
Other	2017	12	3	5	10	5	7	15	7	6	12	3	-	85	-9%	85
	2016	11	6	13	5	7	6	9	13	7	6	10	-	93	▼	93

Filings by Division & Case Category

		Jan	Feb	Mar	Apr	May	Jun	Jul	Aug	Sep	Oct	Nov	Dec	Thru Dec	% Change	Total
Civil	Administrative Law	2017	-	-	-	1	-	-	-	-	-	1	-	2	-60%	2
		2016	-	-	3	-	-	-	1	-	-	1	-	5	▼	5
	Contested Divorce	2017	3	1	1	3	2	1	2	7	6	3	4	33	-3%	33
		2016	3	3	7	3	2	4	3	2	1	2	2	34	▼	34
	Domestic and Family - Level 1	2017	-	1	2	3	2	2	3	1	4	1	-	21	-22%	21
		2016	-	9	5	4	-	2	1	1	3	1	1	27	▼	27
	Domestic and Family - Level 2	2017	-	2	1	2	1	5	2	-	1	3	-	19	36%	19
		2016	1	2	1	1	1	2	3	-	1	-	1	14	▲	14
	General Civil - Level 1	2017	-	1	-	-	-	-	1	-	-	-	-	2	0%	2
		2016	-	-	-	-	-	-	1	-	-	-	-	2	↔	2
	General Civil - Level 2	2017	4	5	10	4	6	4	46	14	7	7	1	116	104%	116
		2016	5	4	3	2	6	3	9	1	10	5	7	57	▲	57
	General Civil - Level 3	2017	1	1	2	1	1	-	5	3	3	1	3	24	-4%	24
		2016	2	2	2	2	4	-	2	3	2	2	1	25	▼	25
Criminal	Probates/Wills & Trusts - Level 2	2017	-	1	2	-	1	1	-	2	-	2	-	10	-29%	10
		2016	-	3	-	1	1	2	-	2	1	1	3	14	▼	14
	Protective Orders	2017	-	-	-	-	-	-	1	-	-	-	-	1	1	1
		2016	-	-	-	-	-	-	-	-	-	-	-	0	↔	0
	Uncontested Divorce	2017	4	9	8	7	8	8	4	6	6	3	6	80	-6%	80
		2016	6	9	6	7	6	8	11	8	6	7	5	85	▼	85
	Felonies and Related Matters	2017	34	6	57	45	28	65	16	20	26	25	46	390	-31%	390
		2016	89	28	18	81	17	59	48	18	76	18	53	567	▼	567
	Misdemeanor	2017	6	1	21	12	4	17	3	2	9	9	5	104	32%	104
		2016	4	7	9	5	6	9	6	5	7	5	10	79	▲	79
Miscellaneous	Other Criminally Related Matters	2017	2	2	10	5	11	11	1	4	8	5	5	75	4%	75
		2016	2	17	5	3	9	4	3	4	9	10	2	72	▲	72
Miscellaneous		2017	87	95	89	54	76	79	83	72	73	101	104	995	11%	995
		2016	115	117	95	58	48	65	70	54	47	68	81	898	▲	898
Other		2017	12	3	5	10	5	7	15	7	6	12	3	85	-9%	85
		2016	11	6	13	5	7	6	9	13	7	6	10	93	▼	93

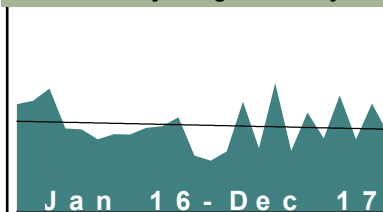
January 2016 -- December 2017 Filings

Dashboard

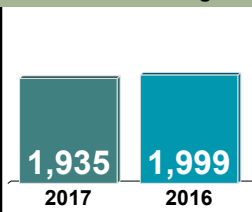
Court: Southampton Circuit
Start/End Date: Jan-16 / Dec-17
2016 Average Month: 167
Jan-Dec 2016: 1,999
Filings Trending: ▼

Circuit/Court ID: 5 205175
Type of Case: Filings
2017 Average Month: 161
Jan-Dec 2017 : 1,935
Overall AVG. Month: 164

Monthly Filings Summary



Jan --- Dec Filings



Filings by Division

		Jan	Feb	Mar	Apr	May	Jun	Jul	Aug	Sep	Oct	Nov	Dec	Thru Dec	% Change	Total
Total	2017	96	114	209	120	244	115	188	139	221	137	205	147	1,935	-3%	1,935
	2016	204	211	234	158	156	137	147	146	159	162	179	106	1,999	▼	1,999
Civil	2017	20	14	18	21	25	24	16	17	26	8	12	7	208	-5%	208
	2016	14	44	25	15	13	19	21	18	14	17	11	8	219	▼	219
Criminal	2017	28	39	122	42	151	53	124	66	143	72	122	51	1,013	-5%	1,013
	2016	101	81	139	78	103	69	66	68	91	96	117	53	1,062	▼	1,062
Miscellaneous	2017	44	51	54	43	55	30	45	41	37	46	65	69	580	-8%	580
	2016	76	78	67	57	34	36	55	55	44	44	44	38	628	▼	628
Other	2017	4	10	15	14	13	8	3	15	15	11	6	20	134	49%	134
	2016	13	8	3	8	6	13	5	5	10	5	7	7	90	▲	90

Filings by Division & Case Category

			Jan	Feb	Mar	Apr	May	Jun	Jul	Aug	Sep	Oct	Nov	Dec	Thru Dec	% Change	Total
Civil	Administrative Law	2017	-	-	-	-	-	-	-	-	1	-	-	-	1	-50%	1
		2016	-	1	-	-	-	1	-	-	-	-	-	-	2	▼	2
	Contested Divorce	2017	4	1	2	3	4	3	1	3	5	2	1	1	30	-14%	30
		2016	1	6	7	3	2	3	2	2	3	2	3	1	35	▼	35
	Domestic and Family - Level 1	2017	4	3	-	2	4	2	1	-	4	-	2	-	22	450%	22
		2016	-	-	1	-	-	1	2	-	-	-	-	-	4	▲	4
	Domestic and Family - Level 2	2017	1	-	-	-	3	1	-	-	1	-	-	-	6	-63%	6
		2016	-	16	-	-	-	-	-	-	-	-	-	-	16	▼	16
	General Civil - Level 1	2017	-	-	1	2	-	-	-	-	2	-	-	-	5	400%	5
		2016	-	-	-	-	-	-	-	-	1	-	-	-	1	▲	1
	General Civil - Level 2	2017	5	3	6	7	3	8	3	3	3	1	2	-	44	-21%	44
		2016	3	8	7	2	4	6	6	5	2	7	2	4	56	▼	56
	General Civil - Level 3	2017	3	4	4	1	6	4	5	2	2	-	-	2	33	-8%	33
		2016	3	10	3	2	2	1	3	7	1	-	3	1	36	▼	36
Probates/Wills & Trusts - Level 2	2017	-	-	-	-	-	-	1	1	-	-	1	-	3	50%	3	
	2016	-	-	-	-	-	-	-	1	-	-	1	-	2	▲	2	
Protective Orders	2017	-	-	-	-	-	1	-	-	1	-	-	-	2	100%	2	
	2016	-	-	1	-	-	-	-	-	-	-	-	-	1	▲	1	
Uncontested Divorce	2017	3	3	5	6	5	5	5	8	7	5	6	4	62	-6%	62	
	2016	7	3	6	8	5	7	8	3	7	8	2	2	66	▼	66	
Criminal	Felonies and Related Matters	2017	21	24	78	27	109	36	95	44	104	41	78	26	683	-15%	683
		2016	70	62	105	64	57	48	50	56	69	88	101	34	804	▼	804
	Misdemeanor	2017	2	13	23	8	23	10	18	17	27	22	35	8	206	20%	206
		2016	22	11	21	11	37	14	10	8	12	7	8	11	172	▲	172
	Other Criminally Related Matters	2017	5	2	21	7	19	7	11	5	12	9	9	17	124	44%	124
		2016	9	8	13	3	9	7	6	4	10	1	8	8	86	▲	86
	Miscellaneous	2017	44	51	54	43	55	30	45	41	37	46	65	69	580	-8%	580
		2016	76	78	67	57	34	36	55	55	44	44	44	38	628	▼	628
	Other	2017	4	10	15	14	13	8	3	15	15	11	6	20	134	49%	134
		2016	13	8	3	8	6	13	5	5	10	5	7	7	90	▲	90

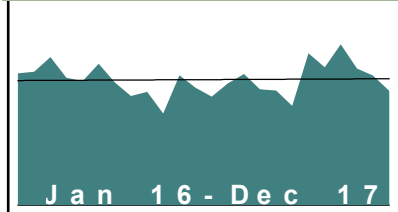
January 2016 -- December 2017 Filings

Dashboard

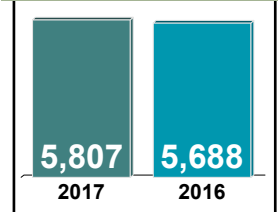
Court: Suffolk Circuit
 Start/End Date: Jan-16 / Dec-17
 2016 Average Month: 474
 Jan-Dec 2016: 5,688
 Filings Trending: ↔

Circuit/Court ID: 5 205800
 Type of Case: Filings
 2017 Average Month: 484
 Jan-Dec 2017 : 5,807
 Overall AVG. Month: 479

Monthly Filings Summary



Jan --- Dec Filings



Filings by Division

		Jan	Feb	Mar	Apr	May	Jun	Jul	Aug	Sep	Oct	Nov	Dec	Thru Dec	% Change	Total
Total	2017	414	464	500	442	437	379	580	526	614	521	494	436	5,807	2%	5,807
	2016	503	509	565	486	474	539	468	417	433	350	496	448	5,688	▲	5,688
Civil	2017	68	61	82	61	60	61	66	79	69	69	78	66	820	8%	820
	2016	50	65	69	52	62	81	64	70	57	61	63	62	756	▲	756
Criminal	2017	199	231	224	250	240	155	333	195	354	247	185	133	2,746	-7%	2,746
	2016	251	258	301	294	267	295	242	191	236	146	282	204	2,967	▼	2,967
Miscellaneous	2017	145	171	191	126	137	162	133	197	151	159	201	203	1,976	1%	1,976
	2016	201	186	194	138	144	162	161	155	136	142	149	181	1,949	▲	1,949
Other	2017	2	1	3	5	-	1	48	55	40	46	30	34	265	1,556%	265
	2016	1	-	1	2	1	1	1	1	4	1	2	1	16	▲	16

Filings by Division & Case Category

			Jan	Feb	Mar	Apr	May	Jun	Jul	Aug	Sep	Oct	Nov	Dec	Thru Dec	% Change	Total
Civil	Administrative Law	2017	-	-	-	1	-	-	-	-	1	-	2	-	4	-20%	4
		2016	1	-	-	1	-	-	-	1	2	-	-	-	5	▼	5
	Contested Divorce	2017	14	7	9	8	9	6	6	8	13	7	10	10	107	37%	107
		2016	4	6	10	7	4	6	8	7	4	5	12	5	78	▲	78
	Domestic and Family - Level 1	2017	6	3	-	4	3	5	-	4	4	1	3	3	36	-25%	36
		2016	1	10	3	3	3	7	8	4	1	2	1	5	48	▼	48
	Domestic and Family - Level 2	2017	11	5	11	9	7	3	11	12	4	6	7	7	93	13%	93
		2016	8	3	6	6	8	10	7	8	7	6	6	7	82	▲	82
	General Civil - Level 1	2017	1	1	1	-	1	1	-	1	3	2	-	2	13	86%	13
		2016	-	-	1	-	-	2	-	1	1	1	-	1	7	▲	7
	General Civil - Level 2	2017	12	16	28	15	13	14	15	22	20	21	19	15	210	16%	210
		2016	13	17	14	13	20	21	16	19	10	17	13	8	181	▲	181
	General Civil - Level 3	2017	9	8	4	6	5	9	8	15	8	9	15	9	105	2%	105
		2016	7	3	6	5	6	14	12	9	12	5	9	15	103	▲	103
Probates/Wills & Trusts - Level 1	2017	-	-	1	-	-	-	2	1	-	-	-	-	4	100%	4	
	2016	1	-	-	-	-	-	-	-	-	-	-	1	2	▲	2	
Probates/Wills & Trusts - Level 2	2017	3	2	5	-	3	1	3	2	2	1	8	5	35	40%	35	
	2016	1	4	1	2	2	5	-	1	-	3	2	4	25	▲	25	
Uncontested Divorce	2017	12	19	23	18	19	22	21	14	14	22	14	15	213	-5%	213	
	2016	14	22	28	15	19	16	13	20	20	22	20	16	225	▼	225	
Criminal	Capital Murder	2017	-	-	-	-	-	-	-	-	-	-	-	-	0	-100%	0
		2016	-	-	4	-	1	-	-	-	-	-	-	-	5	▼	5
	Felonies and Related Matters	2017	126	178	139	179	158	107	224	149	240	176	113	93	1,882	-12%	1,882
		2016	163	186	195	212	205	235	175	132	184	91	213	156	2,147	▼	2,147
	Misdemeanor	2017	68	49	76	63	75	39	91	41	103	62	52	36	755	3%	755
		2016	85	69	95	72	54	52	58	53	48	45	57	45	733	▲	733
Other Criminally Related Matters	2017	5	4	9	8	7	9	18	5	11	9	20	4	109	33%	109	
	2016	3	3	7	10	7	8	9	6	4	10	12	3	82	▲	82	
Miscellaneous		2017	145	171	191	126	137	162	133	197	151	159	201	203	1,976	1%	1,976
		2016	201	186	194	138	144	162	161	155	136	142	149	181	1,949	▲	1,949
Other		2017	2	1	3	5	-	1	48	55	40	46	30	34	265	1,556%	265
		2016	1	-	1	2	1	1	1	1	4	1	2	1	16	▲	16

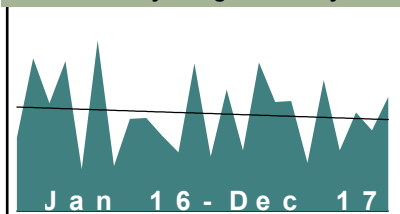
January 2016 -- December 2017 Filings

Dashboard

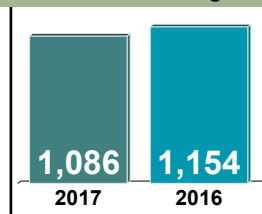
Court: Brunswick Circuit
 Start/End Date: Jan-16 / Dec-17
 2016 Average Month: 96
 Jan-Dec 2016: 1,154
 Filings Trending: ▼

Circuit/Court ID: 6 206025
 Type of Case: Filings
 2017 Average Month: 91
 Jan-Dec 2017 : 1,086
 Overall AVG. Month: 93

Monthly Filings Summary



Jan --- Dec Filings



Filings by Division

		Jan	Feb	Mar	Apr	May	Jun	Jul	Aug	Sep	Oct	Nov	Dec	Thru Dec	% Change	Total
Total	2017	52	116	58	142	104	105	46	125	58	94	77	109	1,086	-6%	1,086
	2016	70	146	103	143	40	163	43	88	89	72	56	141	1,154	▼	1,154
Civil	2017	9	7	17	6	6	4	4	9	5	10	2	7	86	23%	86
	2016	5	4	13	3	5	4	8	4	6	4	7	7	70	▲	70
Criminal	2017	12	90	10	111	83	78	5	95	43	64	51	75	717	-8%	717
	2016	31	105	53	116	14	134	10	60	65	50	26	115	779	▼	779
Miscellaneous	2017	31	19	31	25	15	23	37	21	10	20	24	27	283	-5%	283
	2016	34	37	37	24	20	25	19	24	18	18	23	19	298	▼	298
Other	2017	-	-	-	-	-	-	-	-	-	-	-	-	0	-100%	0
	2016	-	-	-	-	1	-	6	-	-	-	-	-	7	▼	7

Filings by Division & Case Category

		Jan	Feb	Mar	Apr	May	Jun	Jul	Aug	Sep	Oct	Nov	Dec	Thru Dec	% Change	Total
Civil	Administrative Law	2017	-	-	-	1	-	-	-	-	-	-	-	1	1	1
		2016	-	-	-	-	-	-	-	-	-	-	-	0	↔	0
	Contested Divorce	2017	1	1	2	-	2	-	2	-	1	-	1	10	0%	10
		2016	1	-	1	1	2	1	1	-	2	-	-	10	↔	10
	Domestic and Family - Level 1	2017	-	1	-	-	-	-	-	1	-	-	1	3	200%	3
		2016	-	-	-	-	-	-	-	-	-	-	1	1	▲	1
	Domestic and Family - Level 2	2017	-	1	-	-	-	-	-	-	-	-	1	2	0%	2
		2016	-	-	1	-	-	-	-	-	-	-	1	2	↔	2
	General Civil - Level 1	2017	-	-	-	-	-	-	-	-	1	-	1	2	100%	2
		2016	-	-	-	-	-	1	-	-	-	-	-	1	▲	1
	General Civil - Level 2	2017	3	1	2	4	2	3	1	4	-	5	1	26	53%	26
		2016	2	1	2	1	-	2	2	1	-	2	4	17	▲	17
Criminal	General Civil - Level 3	2017	2	1	4	-	2	-	2	1	-	1	1	15	67%	15
		2016	1	1	-	1	2	-	-	3	1	-	-	9	▲	9
	Probates/Wills & Trusts - Level 2	2017	-	-	5	-	-	-	1	2	1	-	-	9	350%	9
		2016	-	-	-	-	1	-	-	-	-	1	-	2	▲	2
	Uncontested Divorce	2017	3	2	4	1	-	1	1	2	1	-	2	18	-36%	18
		2016	1	2	9	-	2	1	4	1	2	1	4	28	▼	28
	Felonies and Related Matters	2017	8	46	9	59	51	48	4	68	23	40	25	426	1%	426
		2016	13	40	45	75	3	49	8	28	37	29	12	421	▲	421
	Misdemeanor	2017	4	34	1	40	27	24	1	25	14	20	23	235	-23%	235
		2016	16	54	8	34	7	82	2	26	17	19	13	307	▼	307
	Other Criminally Related Matters	2017	-	10	-	12	5	6	-	2	6	4	3	56	10%	56
		2016	2	11	-	7	4	3	-	6	11	2	1	51	▲	51
Miscellaneous		2017	31	19	31	25	15	23	37	21	10	20	24	283	-5%	283
		2016	34	37	37	24	20	25	19	24	18	18	23	298	▼	298
Other		2017	-	-	-	-	-	-	-	-	-	-	-	0	-100%	0
		2016	-	-	-	-	1	6	-	-	-	-	-	7	▼	7

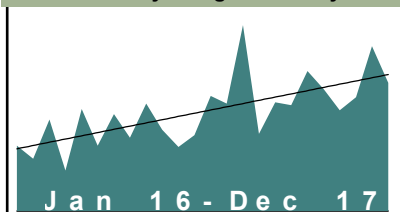
January 2016 -- December 2017 Filings

Dashboard

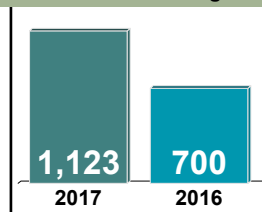
Court: Greenville Circuit
 Start/End Date: Jan-16 / Dec-17
 2016 Average Month: 58
 Jan-Dec 2016: 700
 Filings Trending: ▲

Circuit/Court ID: 6 206081
 Type of Case: Filings
 2017 Average Month: 94
 Jan-Dec 2017 : 1,123
 Overall AVG. Month: 76

Monthly Filings Summary



Jan --- Dec Filings



Filings by Division

		Jan	Feb	Mar	Apr	May	Jun	Jul	Aug	Sep	Oct	Nov	Dec	Thru Dec	% Change	Total
Total	2017	88	82	142	59	83	81	107	93	77	87	126	98	1,123	60%	1,123
	2016	50	40	70	31	78	50	74	56	82	62	49	58	700	▲	700
Civil	2017	12	13	13	25	21	21	12	17	7	10	13	22	186	6%	186
	2016	15	15	21	8	12	18	18	18	9	10	16	16	176	▲	176
Criminal	2017	61	59	98	25	47	43	66	57	47	43	85	46	677	46%	677
	2016	29	21	44	17	61	24	50	33	68	48	31	37	463	▲	463
Miscellaneous	2017	3	3	8	5	4	10	24	18	12	29	21	23	160	176%	160
	2016	6	4	5	6	5	8	5	4	5	4	2	4	58	▲	58
Other	2017	12	7	23	4	11	7	5	1	11	5	7	7	1003	233%	1003
	2016	-	-	-	-	-	-	1	1	-	-	-	1	3	▲	3

Filings by Division & Case Category

			Jan	Feb	Mar	Apr	May	Jun	Jul	Aug	Sep	Oct	Nov	Dec	Thru Dec	% Change	Total
Civil	Administrative Law	2017	1	-	1	1	2	-	-	-	-	-	-	-	5	5	5
		2016	-	-	-	-	-	-	-	-	-	-	-	-	0	↔	0
	Contested Divorce	2017	1	3	2	2	1	2	-	2	-	1	-	3	17	-15%	17
		2016	3	3	-	-	2	1	2	3	1	3	1	1	20	▼	20
	Domestic and Family - Level 1	2017	-	1	4	3	-	-	-	1	1	-	2	2	14	-22%	14
		2016	3	-	2	1	2	4	-	4	-	-	2	-	18	▼	18
	Domestic and Family - Level 2	2017	-	-	-	1	1	1	-	-	-	-	1	-	4	-43%	4
		2016	-	-	4	-	-	-	-	3	-	-	-	-	7	▼	7
	General Civil - Level 1	2017	-	-	-	2	1	-	1	-	-	-	-	-	4	-33%	4
		2016	-	2	-	-	1	2	1	-	-	-	-	-	6	▼	6
	General Civil - Level 2	2017	3	3	4	3	6	6	5	3	2	2	7	3	47	-4%	47
		2016	2	6	4	1	4	5	6	5	4	2	5	5	49	▼	49
Criminal	General Civil - Level 3	2017	2	2	1	11	5	9	1	8	1	-	-	10	50	52%	50
		2016	5	2	5	2	3	4	2	-	-	2	4	4	33	▲	33
	Probates/Wills & Trusts - Level 2	2017	-	-	-	-	1	1	2	1	-	1	-	-	6	-14%	6
		2016	-	-	-	-	-	1	-	-	3	-	1	2	7	▼	7
	Uncontested Divorce	2017	5	4	1	2	4	2	3	2	3	6	3	4	39	8%	39
		2016	2	2	6	4	-	1	7	3	1	3	3	4	36	▲	36
	Capital Murder	2017	-	-	-	-	-	-	5	-	-	-	-	-	5	400%	5
		2016	-	-	-	-	1	-	-	-	-	-	-	-	1	▲	1
	Felonies and Related Matters	2017	50	37	67	14	29	32	45	29	32	24	43	39	441	43%	441
		2016	23	11	31	10	52	13	30	15	45	40	19	19	308	▲	308
	Misdemeanor	2017	9	21	29	9	17	9	14	24	13	13	34	6	198	58%	198
		2016	6	6	12	7	6	9	13	12	22	7	10	15	125	▲	125
Other Criminally Related Matters	2017	2	1	2	2	1	2	2	4	2	6	8	1	33	14%	33	
	2016	-	4	1	-	2	2	7	6	1	1	2	3	29	▲	29	
Miscellaneous	2017	3	3	8	5	4	10	24	18	12	29	21	23	160	176%	160	
	2016	6	4	5	6	5	8	5	4	5	4	2	4	58	▲	58	
Other	2017	12	7	23	4	11	7	5	1	11	5	7	7	1003	233%	1003	
	2016	-	-	-	-	-	-	1	1	-	-	-	1	3	▲	3	

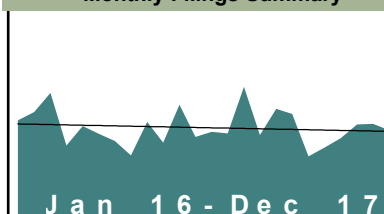
January 2016 -- December 2017 Filings

Dashboard

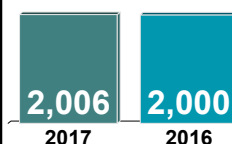
Court: Prince George Circuit
Start/End Date: Jan-16 / Dec-17
2016 Average Month: 167
Jan-Dec 2016: 2,000
Filings Trending: ↔

Circuit/Court ID: 6 206149
Type of Case: Filings
2017 Average Month: 167
Jan-Dec 2017 : 2,006
Overall AVG. Month: 167

Monthly Filings Summary



Jan --- Dec Filings



Filings by Division

		Jan	Feb	Mar	Apr	May	Jun	Jul	Aug	Sep	Oct	Nov	Dec	Thru Dec	% Change	Total
Total	2017	159	156	245	153	203	193	112	129	147	173	174	162	2,006	0%	2,006
	2016	181	197	233	133	170	155	141	114	178	138	211	149	2,000	▲	2,000
Civil	2017	17	14	29	26	39	27	16	24	26	28	17	16	279	9%	279
	2016	21	26	28	19	26	21	19	14	22	17	32	12	257	▲	257
Criminal	2017	58	70	128	50	87	102	32	31	59	58	60	55	790	-1%	790
	2016	72	52	68	33	90	53	55	36	96	60	114	70	799	▼	799
Miscellaneous	2017	83	71	87	77	77	62	62	74	61	86	96	90	926	-1%	926
	2016	87	117	137	81	53	81	67	64	59	61	64	67	938	▼	938
Other	2017	1	1	1	-	-	2	2	-	1	1	1	1	11	83%	11
	2016	1	2	-	-	1	-	-	-	1	-	1	-	6	▲	6

Filings by Division & Case Category

		Jan	Feb	Mar	Apr	May	Jun	Jul	Aug	Sep	Oct	Nov	Dec	Thru Dec	% Change	Total
Civil	Administrative Law	2017	-	-	1	2	-	1	-	-	1	1	-	6	6	6
		2016	-	-	-	-	-	-	-	-	-	-	-	0	↔	0
	Contested Divorce	2017	3	4	7	3	7	6	3	8	5	2	1	49	11%	49
		2016	5	7	7	2	4	1	1	4	4	3	4	44	▲	44
	Domestic and Family - Level 1	2017	7	1	4	2	11	1	1	5	1	13	2	53	-2%	53
		2016	6	6	5	2	6	2	1	-	4	-	21	54	▼	54
	Domestic and Family - Level 2	2017	-	1	-	-	2	4	-	3	-	3	1	15	36%	15
		2016	3	-	4	1	-	1	2	-	-	-	-	11	▲	11
	General Civil - Level 1	2017	-	-	-	-	-	1	-	-	-	-	1	2	2	2
		2016	-	-	-	-	-	-	-	-	-	-	-	0	↔	0
	General Civil - Level 2	2017	1	3	4	-	3	4	-	2	8	3	3	34	-11%	34
		2016	2	4	3	4	-	3	3	5	3	4	3	38	▼	38
	General Civil - Level 3	2017	1	1	1	7	2	2	-	2	5	2	2	25	92%	25
		2016	-	1	2	-	1	2	1	1	2	-	3	13	▲	13
Criminal	Probates/Wills & Trusts - Level 1	2017	-	-	-	-	-	-	-	-	-	1	-	1	0%	1
		2016	-	-	-	-	-	-	-	-	-	1	-	1	↔	1
	Probates/Wills & Trusts - Level 2	2017	1	-	-	1	1	2	2	2	-	1	-	10	43%	10
		2016	-	1	-	1	-	1	4	-	-	-	-	7	▲	7
	Protective Orders	2017	-	-	-	-	-	-	-	-	-	1	-	1	0%	1
		2016	-	-	-	-	-	-	-	-	-	-	1	1	↔	1
	Uncontested Divorce	2017	4	4	12	11	13	7	9	2	6	3	6	83	-6%	83
		2016	5	7	7	9	15	11	8	4	7	10	3	88	▼	88
	Capital Murder	2017	-	-	-	-	-	-	-	-	-	-	-	0	-100%	0
		2016	-	-	1	-	-	-	-	-	-	-	-	1	▼	1
Miscellaneous	Felonies and Related Matters	2017	30	51	113	30	55	81	24	26	40	39	45	561	-1%	561
		2016	63	37	49	20	69	38	38	28	79	40	64	565	▼	565
	Misdemeanor	2017	27	13	13	16	29	19	5	3	18	18	12	194	-4%	194
		2016	9	11	16	8	19	14	14	6	16	14	49	203	▼	203
	Other Criminally Related Matters	2017	1	6	2	4	3	2	3	2	1	1	3	35	17%	35
		2016	-	4	2	5	2	1	3	2	1	6	1	30	▲	30
Other	Miscellaneous	2017	83	71	87	77	77	62	62	74	61	86	96	926	-1%	926
		2016	87	117	137	81	53	81	67	64	59	61	64	938	▼	938
Other		2017	1	1	1	-	-	2	2	-	1	1	1	11	83%	11
		2016	1	2	-	-	1	-	-	-	1	-	1	6	▲	6

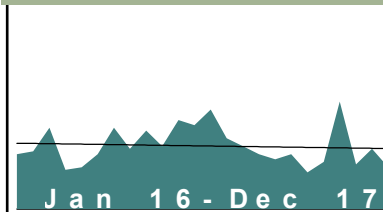
January 2016 -- December 2017 Filings

Dashboard

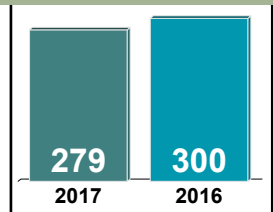
Court: Surry Circuit
Start/End Date: Jan-16 / Dec-17
2016 Average Month: 25
Jan-Dec 2016: 300
Filings Trending: ▼

Circuit/Court ID: 6 206181
Type of Case: Filings
2017 Average Month: 23
Jan-Dec 2017 : 279
Overall AVG. Month: 24

Monthly Filings Summary



Jan --- Dec Filings



Filings by Division

		Jan	Feb	Mar	Apr	May	Jun	Jul	Aug	Sep	Oct	Nov	Dec	Thru Dec	% Change	Total
Total	2017	38	27	24	21	19	21	14	18	41	17	23	16	279	-7%	279
	2016	21	22	31	15	16	21	31	23	30	24	34	32	300	▼	300
Civil	2017	5	4	5	4	1	2	3	6	6	2	3	1	42	-22%	42
	2016	4	2	4	7	4	6	4	3	3	7	8	2	54	▼	54
Criminal	2017	10	1	1	3	5	4	-	-	11	-	3	1	39	-40%	39
	2016	3	-	17	2	7	1	7	1	18	1	4	4	65	▼	65
Miscellaneous	2017	23	22	18	14	13	15	10	12	24	15	17	14	197	9%	197
	2016	14	20	10	6	5	14	20	19	9	16	22	26	181	▲	181
Other	2017	-	-	-	-	-	-	1	-	-	-	-	-	1	1	1
	2016	-	-	-	-	-	-	-	-	-	-	-	-	0	↔	0

Filings by Division & Case Category

		Jan	Feb	Mar	Apr	May	Jun	Jul	Aug	Sep	Oct	Nov	Dec	Thru Dec	% Change	Total
Civil	Administrative Law	2017	1	-	-	-	-	-	-	-	-	-	-	1	1	1
		2016	-	-	-	-	-	-	-	-	-	-	-	0	↔	0
	Contested Divorce	2017	-	-	1	2	-	-	1	-	-	-	-	4	-64%	4
		2016	3	-	1	1	-	1	-	-	4	-	1	11	▼	11
	Domestic and Family - Level 1	2017	-	-	2	-	-	-	-	-	-	-	-	2	100%	2
		2016	-	-	-	-	1	-	-	-	-	-	-	1	▲	1
	Domestic and Family - Level 2	2017	-	-	-	-	-	-	-	-	1	-	-	1	-67%	1
		2016	-	-	-	-	1	-	-	1	-	1	-	3	▼	3
	General Civil - Level 1	2017	-	-	-	-	-	-	-	1	-	-	-	1	0%	1
		2016	-	-	-	1	-	-	-	-	-	-	-	1	↔	1
	General Civil - Level 2	2017	2	2	1	1	-	1	1	2	1	1	-	13	44%	13
		2016	-	-	1	1	1	2	1	-	-	2	-	9	▲	9
Criminal	General Civil - Level 3	2017	-	1	-	3	2	1	1	3	-	1	1	7	-42%	7
		2016	-	1	2	3	2	1	1	1	-	-	-	12	▼	12
	Probates/Wills & Trusts - Level 2	2017	-	-	-	-	-	-	-	1	-	1	-	2	100%	2
		2016	-	1	-	-	-	-	-	-	-	-	-	1	▲	1
	Uncontested Divorce	2017	2	1	1	1	1	1	1	2	-	-	-	11	-31%	11
		2016	1	-	-	1	-	2	1	1	3	5	1	16	▼	16
	Felonies and Related Matters	2017	8	1	1	3	5	2	-	10	-	3	1	34	-36%	34
		2016	2	-	16	1	7	-	7	1	11	1	3	53	▼	53
	Misdemeanor	2017	1	-	-	-	-	2	-	1	-	-	-	4	-56%	4
		2016	-	-	1	1	-	1	-	6	-	-	-	9	▼	9
	Other Criminally Related Matters	2017	1	-	-	-	-	-	-	-	-	-	-	1	-67%	1
		2016	1	-	-	-	-	-	-	1	-	1	-	3	▼	3
Miscellaneous		2017	23	22	18	14	13	15	10	12	24	15	17	197	9%	197
		2016	14	20	10	6	5	14	20	19	9	16	22	181	▲	181
Other		2017	-	-	-	-	-	1	-	-	-	-	-	1	1	1
		2016	-	-	-	-	-	-	-	-	-	-	-	0	↔	0


January 2016 -- December 2017 Filings

Dashboard

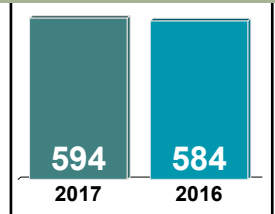
Court: Sussex Circuit
 Start/End Date: Jan-16 / Dec-17
 2016 Average Month: 49
 Jan-Dec 2016: 584
 Filings Trending: ↔

Circuit/Court ID: 6 206183
 Type of Case: Filings
 2017 Average Month: 50
 Jan-Dec 2017 : 594
 Overall AVG. Month: 49

Monthly Filings Summary



Jan --- Dec Filings



Filings by Division

		Jan	Feb	Mar	Apr	May	Jun	Jul	Aug	Sep	Oct	Nov	Dec	Thru Dec	% Change	Total
Total	2017	25	40	57	39	63	59	32	68	42	59	80	30	594	2%	594
	2016	38	68	69	35	54	34	29	54	62	62	25	54	584	▲	584
Civil	2017	5	10	3	3	2	2	6	7	4	4	6	4	56	-23%	56
	2016	-	3	12	5	4	6	4	19	9	4	3	4	73	▼	73
Criminal	2017	12	14	28	20	39	34	17	33	21	38	44	12	312	-4%	312
	2016	19	48	34	9	36	20	11	18	36	49	4	41	325	▼	325
Miscellaneous	2017	8	16	26	16	22	23	9	28	17	17	30	14	226	23%	226
	2016	19	17	23	20	14	8	14	17	17	9	17	9	184	▲	184
Other	2017	-	-	-	-	-	-	-	-	-	-	-	-	0	-100%	0
	2016	-	-	-	1	-	-	-	-	-	-	1	-	2	▼	2

Filings by Division & Case Category

			Jan	Feb	Mar	Apr	May	Jun	Jul	Aug	Sep	Oct	Nov	Dec	Thru Dec	% Change	Total	
Civil	Administrative Law	2017	-	-	-	1	-	-	-	-	1	-	-	-	-	2	2	2
		2016	-	-	-	-	-	-	-	-	-	-	-	-	-	0	↔	0
	Contested Divorce	2017	2	1	-	-	-	-	-	-	1	-	-	-	1	5	-50%	5
		2016	-	-	3	2	1	1	1	-	-	-	1	-	1	10	▼	10
	Domestic and Family - Level 1	2017	-	-	-	-	1	-	-	-	-	-	-	1	-	2	2	2
		2016	-	-	-	-	-	-	-	-	-	-	-	-	-	0	↔	0
	Domestic and Family - Level 2	2017	-	-	1	-	-	-	-	4	-	1	-	-	-	6	6	6
		2016	-	-	-	-	-	-	-	-	-	-	-	-	-	0	↔	0
	General Civil - Level 1	2017	-	-	-	-	-	-	-	1	-	-	-	-	-	1	1	1
		2016	-	-	-	-	-	-	-	-	-	-	-	-	-	0	↔	0
	General Civil - Level 2	2017	3	2	2	2	-	2	1	-	-	1	3	2	-	18	-14%	18
		2016	-	-	6	1	2	1	3	2	4	4	1	-	1	21	▼	21
General Civil - Level 3	2017	-	3	-	-	1	-	-	-	4	-	-	-	3	11	-59%	11	
	2016	-	2	-	-	1	-	-	-	17	3	1	2	1	27	▼	27	
Probates/Wills & Trusts - Level 2	2017	-	-	-	-	-	-	-	-	-	-	-	2	-	2	-50%	2	
	2016	-	-	2	-	-	1	-	-	-	-	-	-	1	4	▼	4	
Uncontested Divorce	2017	-	4	-	-	-	-	-	-	2	1	1	1	-	9	-18%	9	
	2016	-	1	1	2	-	3	-	-	-	2	1	1	-	11	▼	11	
Criminal	Felonies and Related Matters	2017	8	5	19	10	26	21	10	15	12	26	25	5	182	-3%	182	
		2016	14	37	19	7	19	11	2	8	25	25	3	18	188	▼	188	
	Misdemeanor	2017	4	6	8	5	12	10	4	16	5	11	16	6	103	0%	103	
		2016	4	8	11	1	11	7	8	6	11	18	-	18	103	↔	103	
	Other Criminally Related Matters	2017	-	3	1	5	1	3	3	2	4	1	3	1	27	-21%	27	
		2016	1	3	4	1	6	2	1	4	-	6	1	5	34	▼	34	
	Miscellaneous	2017	8	16	26	16	22	23	9	28	17	17	30	14	226	23%	226	
		2016	19	17	23	20	14	8	14	17	17	9	17	9	184	▲	184	
	Other	2017	-	-	-	-	-	-	-	-	-	-	-	-	-	0	-100%	0
		2016	-	-	-	1	-	-	-	-	-	-	-	1	-	2	▼	2


January 2016 -- December 2017 Filings

Dashboard

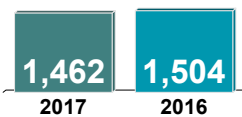
Court: Hopewell Circuit
 Start/End Date: Jan-16 / Dec-17
 2016 Average Month: 125
 Jan-Dec 2016: 1,504
 Filings Trending: ▼

Circuit/Court ID: 6 206670
 Type of Case: Filings
 2017 Average Month: 122
 Jan-Dec 2017 : 1,462
 Overall AVG. Month: 124

Monthly Filings Summary



Jan --- Dec Filings



Filings by Division

		Jan	Feb	Mar	Apr	May	Jun	Jul	Aug	Sep	Oct	Nov	Dec	Thru Dec	% Change	Total
Total	2017	83	123	160	134	129	134	88	112	116	139	152	92	1,462	-3%	1,462
	2016	129	118	168	148	104	116	125	175	105	103	103	110	1,504	▼	1,504
Civil	2017	18	21	18	23	11	19	18	22	20	15	18	14	217	-15%	217
	2016	17	22	38	19	17	16	21	18	18	23	20	26	255	▼	255
Criminal	2017	34	68	81	69	93	90	44	61	74	87	101	52	854	0%	854
	2016	79	54	85	87	63	72	70	124	57	55	56	49	851	▲	851
Miscellaneous	2017	30	34	61	41	25	25	25	29	22	37	33	26	388	-2%	388
	2016	33	42	45	42	24	28	33	33	30	25	27	35	397	▼	397
Other	2017	1	-	-	1	-	-	1	-	-	-	-	-	3	200%	3
	2016	-	-	-	-	-	-	1	-	-	-	-	-	1	▲	1

Filings by Division & Case Category

		Jan	Feb	Mar	Apr	May	Jun	Jul	Aug	Sep	Oct	Nov	Dec	Thru Dec	% Change	Total
Civil	Administrative Law	2017	-	-	-	-	1	-	-	-	-	-	-	1	0%	1
		2016	-	-	-	-	-	1	-	-	-	-	-	1	↔	1
	Contested Divorce	2017	1	2	2	2	1	3	2	-	2	2	1	18	-10%	18
		2016	2	1	3	3	2	2	1	4	-	-	-	20	▼	20
	Domestic and Family - Level 1	2017	4	1	4	7	-	3	4	2	6	-	2	34	-54%	34
		2016	4	9	13	6	7	4	-	3	7	10	11	74	▼	74
	Domestic and Family - Level 2	2017	-	-	1	2	1	2	-	1	-	-	1	8	-38%	8
		2016	-	-	2	-	1	1	5	1	-	1	1	13	▼	13
	General Civil - Level 1	2017	2	1	-	-	-	-	-	1	-	-	-	4	4	4
		2016	-	-	-	-	-	-	-	-	-	-	-	0	↔	0
	General Civil - Level 2	2017	4	4	2	-	1	5	4	6	4	2	3	40	-15%	40
		2016	3	7	6	4	1	3	1	2	4	8	5	47	▼	47
	General Civil - Level 3	2017	1	8	2	1	3	4	2	4	3	1	7	37	32%	37
		2016	3	2	7	4	1	3	4	3	-	1	-	28	▲	28
Criminal	Probates/Wills & Trusts - Level 1	2017	-	-	-	-	-	-	-	-	-	-	-	0	-100%	0
		2016	-	-	-	-	-	-	-	-	1	-	1	2	▼	2
	Probates/Wills & Trusts - Level 2	2017	1	1	-	-	1	-	4	1	-	-	3	11	-15%	11
		2016	4	-	-	2	1	2	1	1	-	1	1	13	▼	13
	Protective Orders	2017	-	-	1	1	1	-	1	2	1	-	-	7	-30%	7
		2016	-	-	1	-	-	-	-	-	1	4	4	10	▼	10
	Uncontested Divorce	2017	5	4	6	10	4	3	3	2	8	5	4	57	21%	57
		2016	1	3	6	-	4	1	12	6	5	5	1	47	▲	47
	Capital Murder	2017	-	-	-	2	-	-	-	-	-	-	-	2	2	2
		2016	-	-	-	-	-	-	-	-	-	-	-	0	↔	0
Miscellaneous	Felonies and Related Matters	2017	19	50	48	46	59	70	31	39	60	49	73	583	-3%	583
		2016	61	43	58	61	36	47	39	103	35	43	39	598	▼	598
	Misdemeanor	2017	12	16	33	21	32	19	13	21	14	37	28	257	8%	257
		2016	18	9	26	24	25	24	29	21	21	12	16	237	▲	237
Other	Other Criminally Related Matters	2017	3	2	-	-	2	1	-	1	-	1	-	12	-25%	12
		2016	-	2	1	2	2	1	2	-	1	-	1	16	▼	16
Miscellaneous		2017	30	34	61	41	25	25	25	29	22	37	33	388	-2%	388
		2016	33	42	45	42	24	28	33	33	30	25	27	397	▼	397
Other		2017	1	-	-	1	-	-	-	-	-	-	-	3	200%	3
		2016	-	-	-	-	-	-	-	-	-	-	-	1	▲	1

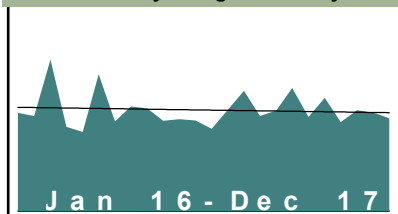
January 2016 -- December 2017 Filings

Dashboard

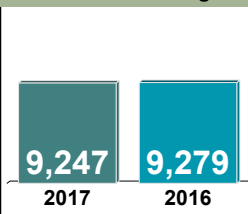
Court: Newport News Circuit
 Start/End Date: Jan-16 / Dec-17
 2016 Average Month: 773
 Jan-Dec 2016: 9,279
 Filings Trending: ↔

Circuit/Court ID: 7 207700
 Type of Case: Filings
 2017 Average Month: 771
 Jan-Dec 2017 : 9,247
 Overall AVG. Month: 772

Monthly Filings Summary



Jan --- Dec Filings



Filings by Division

		Jan	Feb	Mar	Apr	May	Jun	Jul	Aug	Sep	Oct	Nov	Dec	Thru Dec	% Change	Total
Total	2017	628	772	918	726	768	941	719	864	680	769	753	709	9,247	0%	9,247
	2016	751	727	1,158	644	603	1,045	684	799	785	690	701	692	9,279	▼	9,279
Civil	2017	124	160	176	173	174	155	151	179	150	150	134	137	1,863	-1%	1,863
	2016	112	210	177	158	145	162	125	159	174	165	147	150	1,884	▼	1,884
Criminal	2017	262	328	382	313	329	492	376	392	300	341	359	325	4,199	0%	4,199
	2016	331	160	620	249	262	632	323	375	366	292	303	291	4,204	▼	4,204
Miscellaneous	2017	204	258	329	205	214	240	166	251	194	235	231	219	2,746	-5%	2,746
	2016	286	322	336	214	177	236	212	237	213	208	225	233	2,899	▼	2,899
Other	2017	38	26	31	35	51	54	26	42	36	43	29	28	439	50%	439
	2016	22	35	25	23	19	15	24	28	32	25	26	18	292	▲	292

Filings by Division & Case Category

			Jan	Feb	Mar	Apr	May	Jun	Jul	Aug	Sep	Oct	Nov	Dec	Thru Dec	% Change	Total
Civil	Administrative Law	2017	1	-	-	-	-	-	-	1	-	-	-	-	2	-78%	2
		2016	-	-	1	-	-	-	-	2	2	3	-	1	9	▼	9
	Contested Divorce	2017	9	14	27	11	17	16	16	18	16	14	24	15	197	-3%	197
		2016	15	14	23	15	16	15	16	25	22	11	15	17	204	▼	204
	Domestic and Family - Level 1	2017	4	19	16	22	23	18	36	30	16	10	13	20	227	-10%	227
		2016	4	20	32	21	22	20	11	16	37	26	26	16	251	▼	251
	Domestic and Family - Level 2	2017	4	3	2	5	13	8	2	6	6	1	2	4	56	-14%	56
		2016	5	4	5	4	3	10	2	9	8	5	5	5	65	▼	65
	General Civil - Level 1	2017	7	5	8	44	12	6	5	7	7	6	8	2	117	-26%	117
		2016	7	34	6	38	6	6	3	7	10	30	5	6	158	▼	158
	General Civil - Level 2	2017	40	34	30	26	40	54	31	35	34	31	25	30	410	11%	410
		2016	29	33	26	24	26	34	41	38	33	26	32	27	369	▲	369
	General Civil - Level 3	2017	20	28	30	26	21	11	26	39	28	33	27	22	311	21%	311
		2016	14	34	23	12	13	29	13	20	24	19	22	33	256	▲	256
Probates/Wills & Trusts - Level 1	2017	-	-	-	-	-	-	-	-	1	-	-	-	1	-75%	1	
	2016	-	1	-	-	1	-	-	1	-	1	-	-	4	▼	4	
Probates/Wills & Trusts - Level 2	2017	2	2	1	-	2	-	-	-	1	-	1	-	9	125%	9	
	2016	-	1	-	1	-	-	-	1	-	1	-	-	4	▲	4	
Protective Orders	2017	6	2	5	4	6	2	5	6	-	4	3	3	46	7%	46	
	2016	2	7	2	5	6	1	2	3	3	3	2	7	43	▲	43	
Uncontested Divorce	2017	31	53	57	35	40	40	30	37	41	51	31	41	487	-7%	487	
	2016	36	62	59	38	52	47	37	37	35	40	40	38	521	▼	521	
Criminal	Felonies and Related Matters	2017	163	171	237	182	218	286	239	194	166	192	210	177	2,435	-2%	2,435
		2016	183	36	437	134	102	425	185	224	228	178	177	172	2,481	▼	2,481
	Misdemeanor	2017	48	78	87	77	53	110	90	113	64	88	84	80	972	7%	972
		2016	103	47	104	58	74	138	75	73	47	69	75	48	911	▲	911
	Other Criminally Related Matters	2017	51	79	58	54	58	96	47	85	70	61	65	68	792	-2%	792
		2016	45	77	79	57	86	69	63	78	91	45	51	71	812	▼	812
	Miscellaneous	2017	204	258	329	205	214	240	166	251	194	235	231	219	2,746	-5%	2,746
		2016	286	322	336	214	177	236	212	237	213	208	225	233	2,899	▼	2,899
	Other	2017	38	26	31	35	51	54	26	42	36	43	29	28	439	50%	439
		2016	22	35	25	23	19	15	24	28	32	25	26	18	292	▲	292

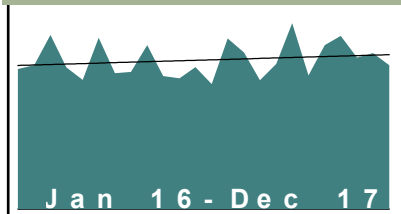
January 2016 -- December 2017 Filings

Dashboard

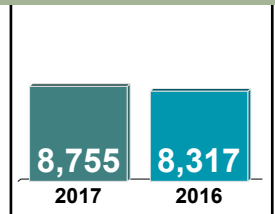
Court: Hampton Circuit
 Start/End Date: Jan-16 / Dec-17
 2016 Average Month: 693
 Jan-Dec 2016: 8,317
 Filings Trending: ▲

Circuit/Court ID: 8 208650
 Type of Case: Filings
 2017 Average Month: 730
 Jan-Dec 2017 : 8,755
 Overall AVG. Month: 711

Monthly Filings Summary



Jan --- Dec Filings



Filings by Division

		Jan	Feb	Mar	Apr	May	Jun	Jul	Aug	Sep	Oct	Nov	Dec	Thru Dec	% Change	Total
Total	2017	597	815	748	615	692	888	638	783	826	723	744	686	8,755	5%	8,755
	2016	668	687	831	676	616	818	648	654	782	635	624	678	8,317	▲	8,317
Civil	2017	87	118	120	114	133	123	115	132	127	119	128	97	1,413	-3%	1,413
	2016	123	134	111	125	109	143	119	135	132	111	105	109	1,456	▼	1,456
Criminal	2017	284	430	323	270	323	531	300	401	442	319	353	324	4,300	11%	4,300
	2016	276	252	376	320	323	411	310	311	399	297	300	289	3,864	▲	3,864
Miscellaneous	2017	189	218	259	185	193	182	186	190	207	224	226	228	2,487	3%	2,487
	2016	222	242	288	172	150	201	189	169	197	165	183	232	2,410	▲	2,410
Other	2017	37	49	46	46	43	52	37	60	50	61	37	37	555	-5%	555
	2016	47	59	56	59	34	63	30	39	54	62	36	48	587	▼	587

Filings by Division & Case Category

			Jan	Feb	Mar	Apr	May	Jun	Jul	Aug	Sep	Oct	Nov	Dec	Thru Dec	% Change	Total
Civil	Administrative Law	2017	-	1	-	-	-	1	1	1	1	-	1	-	6	-33%	6
		2016	-	-	1	1	-	1	-	1	2	3	-	-	9	▼	9
	Contested Divorce	2017	9	11	13	18	13	14	13	20	12	13	14	12	162	-6%	162
		2016	9	10	17	18	19	12	18	21	16	7	9	16	172	▼	172
	Domestic and Family - Level 1	2017	9	13	18	17	17	16	19	9	39	10	41	12	220	-16%	220
		2016	12	20	23	32	14	26	17	14	37	18	35	14	262	▼	262
	Domestic and Family - Level 2	2017	1	8	6	5	2	3	3	3	5	5	3	-	44	-45%	44
		2016	31	5	4	2	7	3	10	3	5	2	7	1	80	▼	80
	General Civil - Level 1	2017	3	1	1	-	3	1	1	1	-	1	2	-	14	27%	14
		2016	-	1	-	-	1	1	2	-	2	2	1	1	11	▲	11
	General Civil - Level 2	2017	28	28	28	17	24	32	33	28	25	20	16	27	306	2%	306
		2016	24	28	12	22	28	37	18	30	25	16	25	34	299	▲	299
	General Civil - Level 3	2017	9	6	12	9	20	19	10	15	7	19	12	21	159	-4%	159
		2016	10	13	11	8	13	21	12	29	10	25	6	8	166	▼	166
Probates/Wills & Trusts - Level 1	2017	-	-	-	1	-	2	-	3	2	1	2	-	11	38%	11	
	2016	1	1	1	-	1	1	-	1	1	-	-	1	8	▲	8	
Probates/Wills & Trusts - Level 2	2017	3	5	4	6	7	9	3	6	8	6	6	5	68	48%	68	
	2016	4	8	3	5	4	4	5	2	2	2	1	6	46	▲	46	
Uncontested Divorce	2017	25	45	38	41	47	26	32	46	28	44	31	20	423	5%	423	
	2016	32	48	39	37	22	37	37	34	32	36	21	28	403	▲	403	
Criminal	Capital Murder	2017	1	-	-	-	1	1	-	-	-	-	2	-	5	5	5
		2016	-	-	-	-	-	-	-	-	-	-	-	-	0	↔	0
	Felonies and Related Matters	2017	181	260	189	153	189	251	152	245	299	157	226	183	2,485	6%	2,485
		2016	173	165	226	209	193	264	186	187	244	167	175	147	2,336	▲	2,336
	Misdemeanor	2017	55	93	81	42	80	163	81	81	73	84	71	81	985	7%	985
		2016	47	63	98	62	75	107	64	79	100	68	72	87	922	▲	922
	Other Criminally Related Matters	2017	47	77	53	75	53	116	67	75	70	78	54	60	825	36%	825
		2016	56	24	52	49	55	40	60	45	55	62	53	55	606	▲	606
	Miscellaneous	2017	189	218	259	185	193	182	186	190	207	224	226	228	2,487	3%	2,487
		2016	222	242	288	172	150	201	189	169	197	165	183	232	2,410	▲	2,410
	Other	2017	37	49	46	46	43	52	37	60	50	61	37	37	555	-5%	555
		2016	47	59	56	59	34	63	30	39	54	62	36	48	587	▼	587


January 2016 -- December 2017 Filings

Dashboard

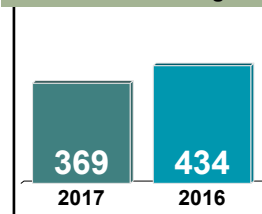
Court: Charles City Circuit
Start/End Date: Jan-16 / Dec-17
2016 Average Month: 36
Jan-Dec 2016: 434
Filings Trending: ▼

Circuit/Court ID: 9 209036
Type of Case: Filings
2017 Average Month: 31
Jan-Dec 2017 : 369
Overall AVG. Month: 33

Monthly Filings Summary



Jan --- Dec Filings



Filings by Division

		Jan	Feb	Mar	Apr	May	Jun	Jul	Aug	Sep	Oct	Nov	Dec	Thru Dec	% Change	Total
Total	2017	16	29	33	37	33	33	21	28	34	17	60	28	369	-15%	369
	2016	47	46	34	29	122	17	27	25	19	29	18	21	434	▼	434
Civil	2017	6	8	2	8	2	3	5	7	5	1	6	2	55	45%	55
	2016	1	5	5	3	1	5	5	4	1	3	1	4	38	▲	38
Criminal	2017	1	5	4	7	14	13	6	6	14	2	34	13	119	-43%	119
	2016	22	20	12	4	102	3	9	7	10	13	4	3	209	▼	209
Miscellaneous	2017	9	15	27	22	14	17	9	14	15	14	18	13	187	7%	187
	2016	24	21	16	20	11	8	13	14	8	13	13	14	175	▲	175
Other	2017	-	1	-	-	3	-	1	1	-	-	2	-	8	-33%	8
	2016	-	-	1	2	8	1	-	-	-	-	-	-	12	▼	12

Filings by Division & Case Category

		Jan	Feb	Mar	Apr	May	Jun	Jul	Aug	Sep	Oct	Nov	Dec	Thru Dec	% Change	Total
Civil	Administrative Law	2017	-	1	-	1	-	-	-	-	-	-	-	2	100%	2
		2016	-	-	-	-	-	1	-	-	-	-	-	1	▲	1
	Contested Divorce	2017	-	1	-	2	-	1	-	1	-	1	-	6	500%	6
		2016	-	-	-	-	-	-	-	-	-	-	1	1	▲	1
	Domestic and Family - Level 1	2017	-	-	-	-	-	1	-	-	-	4	-	5	400%	5
		2016	-	-	-	-	1	-	-	-	-	-	-	1	▲	1
	Domestic and Family - Level 2	2017	-	-	-	-	-	-	-	1	-	-	-	1	0%	1
		2016	-	-	-	-	-	-	-	-	1	-	-	1	↔	1
	General Civil - Level 1	2017	-	1	-	-	-	-	-	-	-	-	-	1	0%	1
		2016	-	-	-	-	-	-	-	-	1	-	-	1	↔	1
	General Civil - Level 2	2017	4	1	-	2	1	2	3	-	1	1	1	17	42%	17
		2016	1	-	2	2	2	1	2	1	-	-	1	12	▲	12
Criminal	General Civil - Level 3	2017	1	2	2	2	-	1	4	1	-	-	-	14	40%	14
		2016	-	3	2	-	2	2	1	-	-	-	-	10	▲	10
	Protective Orders	2017	-	-	-	-	-	-	-	-	-	-	-	0	-100%	0
		2016	-	-	1	-	-	-	-	-	-	-	-	1	▼	1
	Uncontested Divorce	2017	1	2	-	2	-	1	-	2	-	-	1	9	-10%	9
		2016	-	2	-	1	-	1	1	-	1	1	2	10	▼	10
	Felonies and Related Matters	2017	-	3	4	2	6	5	3	10	1	32	10	82	52%	82
		2016	2	7	4	2	9	4	4	5	9	3	2	54	▲	54
	Misdemeanor	2017	1	2	-	4	6	7	1	1	4	-	1	27	-82%	27
		2016	20	13	6	2	91	-	5	2	4	3	1	147	▼	147
	Other Criminally Related Matters	2017	-	-	-	1	2	-	2	-	1	2	2	10	25%	10
		2016	-	-	2	-	2	-	1	1	1	1	-	8	▲	8
Miscellaneous		2017	9	15	27	22	14	17	9	14	15	14	18	187	7%	187
		2016	24	21	16	20	11	8	13	14	8	13	13	175	▲	175
Other		2017	-	1	-	-	3	-	1	1	-	-	2	8	-33%	8
		2016	-	-	1	2	8	1	-	-	-	-	-	12	▼	12

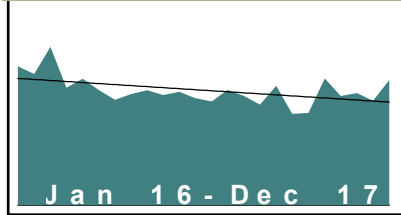
January 2016 -- December 2017 Filings

Dashboard

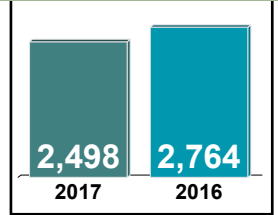
Court: Gloucester Circuit
 Start/End Date: Jan-16 / Dec-17
 2016 Average Month: 230
 Jan-Dec 2016: 2,764
 Filings Trending: ▼

Circuit/Court ID: 9 209073
 Type of Case: Filings
 2017 Average Month: 208
 Jan-Dec 2017 : 2,498
 Overall AVG. Month: 219

Monthly Filings Summary



Jan --- Dec Filings



Filings by Division

		Jan	Feb	Mar	Apr	May	Jun	Jul	Aug	Sep	Oct	Nov	Dec	Thru Dec	% Change	Total
Total	2017	198	220	208	192	228	174	176	242	208	214	199	239	2,498	-10%	2,498
	2016	265	250	302	224	241	220	201	212	219	210	216	204	2,764	▼	2,764
Civil	2017	21	20	27	47	32	26	29	52	31	31	23	31	370	-9%	370
	2016	31	40	63	38	30	27	32	35	27	26	23	33	405	▼	405
Criminal	2017	64	62	75	49	100	53	52	73	72	62	48	60	770	-17%	770
	2016	93	61	77	71	124	73	54	75	85	67	91	52	923	▼	923
Miscellaneous	2017	83	102	82	77	71	71	74	90	76	99	108	123	1,056	-6%	1,056
	2016	118	117	139	84	62	90	94	67	85	87	83	92	1,118	▼	1,118
Other	2017	30	36	24	19	25	24	21	27	29	22	20	25	302	-5%	302
	2016	23	32	23	31	25	30	21	35	22	30	19	27	318	▼	318

Filings by Division & Case Category

			Jan	Feb	Mar	Apr	May	Jun	Jul	Aug	Sep	Oct	Nov	Dec	Thru Dec	% Change	Total
Civil	Contested Divorce	2017	5	2	3	-	4	2	3	5	2	4	3	3	36	-40%	36
		2016	4	5	13	2	4	8	3	5	6	2	2	6	60	▼	60
	Domestic and Family - Level 1	2017	-	-	4	6	1	5	1	21	9	5	1	9	62	24%	62
		2016	9	5	6	-	6	2	1	11	-	3	1	6	50	▲	50
	Domestic and Family - Level 2	2017	3	-	2	3	-	-	1	1	1	-	1	1	13	-32%	13
		2016	-	2	5	1	2	1	2	-	1	1	3	1	19	▼	19
	General Civil - Level 1	2017	-	-	-	-	-	-	2	-	-	1	-	1	4	300%	4
		2016	-	-	-	-	-	-	-	-	-	1	-	-	1	▲	1
	General Civil - Level 2	2017	2	1	6	9	5	9	4	12	6	2	6	6	68	-18%	68
		2016	5	6	17	5	5	5	14	3	5	6	2	10	83	▼	83
	General Civil - Level 3	2017	1	1	-	20	14	5	3	1	-	7	3	4	59	23%	59
		2016	3	3	1	24	1	-	2	3	5	1	4	1	48	▲	48
	Probates/Wills & Trusts - Level 1	2017	-	-	-	-	-	1	-	-	-	-	1	1	3	3	3
		2016	-	-	-	-	-	-	-	-	-	-	-	-	0	↔	0
Probates/Wills & Trusts - Level 2	2017	1	-	2	1	-	1	1	-	3	2	2	2	15	36%	15	
	2016	-	1	2	-	-	1	2	1	1	-	1	2	11	▲	11	
Protective Orders	2017	1	1	1	1	-	-	-	-	1	-	-	-	5	400%	5	
	2016	-	-	-	1	-	-	-	-	-	-	-	-	1	▲	1	
Uncontested Divorce	2017	8	15	9	7	8	3	14	12	9	10	6	4	105	-20%	105	
	2016	10	18	19	5	12	10	8	12	9	12	10	7	132	▼	132	
Criminal	Felonies and Related Matters	2017	45	38	60	30	56	36	30	27	43	31	24	40	460	-22%	460
		2016	65	37	44	47	84	47	35	44	57	48	59	25	592	▼	592
	Misdemeanor	2017	17	15	13	12	38	14	17	39	26	25	18	16	250	-7%	250
		2016	27	20	21	18	36	26	13	23	23	13	26	24	270	▼	270
	Other Criminally Related Matters	2017	2	9	2	7	6	3	5	7	3	6	6	4	60	-2%	60
		2016	1	4	12	6	4	-	6	8	5	6	6	3	61	▼	61
Miscellaneous		2017	83	102	82	77	71	71	74	90	76	99	108	123	1,056	-6%	1,056
		2016	118	117	139	84	62	90	94	67	85	87	83	92	1,118	▼	1,118
Other		2017	30	36	24	19	25	24	21	27	29	22	20	25	302	-5%	302
		2016	23	32	23	31	25	30	21	35	22	30	19	27	318	▼	318

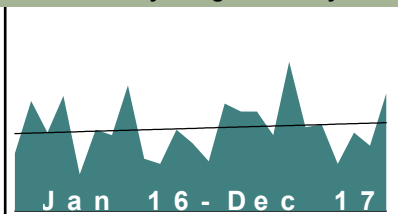
January 2016 -- December 2017 Filings

Dashboard

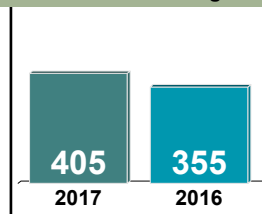
Court: King & Queen Circuit
Start/End Date: Jan-16 / Dec-17
2016 Average Month: 30
Jan-Dec 2016: 355
Filings Trending: ▲

Circuit/Court ID: 9 209097
Type of Case: Filings
2017 Average Month: 34
Jan-Dec 2017 : 405
Overall AVG. Month: 32

Monthly Filings Summary



Jan --- Dec Filings



Filings by Division

		Jan	Feb	Mar	Apr	May	Jun	Jul	Aug	Sep	Oct	Nov	Dec	Thru Dec	% Change	Total
Total	2017	19	41	38	38	29	57	32	33	18	30	25	45	405	14%	405
	2016	22	42	30	44	14	31	29	48	20	18	31	26	355	▲	355
Civil	2017	4	4	14	4	5	5	5	2	3	2	3	1	52	-7%	52
	2016	2	7	6	5	4	2	7	9	4	3	2	5	56	▼	56
Criminal	2017	3	24	11	26	11	38	12	16	6	14	10	28	199	64%	199
	2016	6	14	9	23	3	17	10	17	5	5	6	6	121	▲	121
Miscellaneous	2017	12	11	13	7	13	14	15	15	9	14	11	16	150	-14%	150
	2016	14	21	14	16	7	12	12	20	11	10	23	14	174	▼	174
Other	2017	-	2	-	1	-	-	-	-	-	-	1	-	4	0%	4
	2016	-	-	1	-	-	-	-	2	-	-	-	1	4	↔	4

Filings by Division & Case Category

		Jan	Feb	Mar	Apr	May	Jun	Jul	Aug	Sep	Oct	Nov	Dec	Thru Dec	% Change	Total
Civil	Administrative Law	2017	-	-	-	-	-	-	-	-	-	1	-	1	1	1
		2016	-	-	-	-	-	-	-	-	-	-	-	0	↔	0
	Contested Divorce	2017	-	-	1	-	-	1	-	1	1	-	-	4	-20%	4
		2016	-	1	1	-	1	-	1	-	-	-	1	5	▼	5
	Domestic and Family - Level 1	2017	-	-	-	-	-	-	-	-	-	-	-	0	-100%	0
		2016	-	-	-	2	1	-	-	-	-	-	-	3	▼	3
	Domestic and Family - Level 2	2017	-	-	-	-	1	-	-	-	-	-	-	1	0%	1
		2016	-	-	-	-	-	-	-	1	-	-	-	1	↔	1
	General Civil - Level 1	2017	-	-	-	-	1	-	-	-	-	-	-	1	1	1
		2016	-	-	-	-	-	-	-	-	-	-	-	0	↔	0
	General Civil - Level 2	2017	1	1	1	1	1	-	1	1	-	-	-	7	-36%	7
		2016	-	1	2	2	1	1	-	2	-	-	2	11	▼	11
	General Civil - Level 3	2017	3	-	10	1	2	4	1	-	1	-	-	22	0%	22
		2016	1	3	-	-	1	5	7	-	2	2	1	22	↔	22
Criminal	Probates/Wills & Trusts - Level 1	2017	-	-	-	-	-	-	-	-	-	-	-	0	-100%	0
		2016	-	1	-	-	-	-	-	-	-	-	-	1	▼	1
	Probates/Wills & Trusts - Level 2	2017	-	-	-	-	-	-	-	-	1	2	-	3	50%	3
		2016	-	-	1	-	1	-	-	-	-	-	-	2	▲	2
	Uncontested Divorce	2017	-	3	2	2	-	1	3	1	-	-	1	13	18%	13
		2016	1	1	2	1	1	1	1	1	1	-	1	11	▲	11
	Felonies and Related Matters	2017	1	20	9	21	7	24	10	14	2	6	9	150	92%	150
		2016	3	9	5	18	2	11	7	10	2	4	5	78	▲	78
	Misdemeanor	2017	1	4	1	5	4	13	1	1	3	3	-	37	48%	37
		2016	1	4	1	5	-	3	2	4	2	-	1	25	▲	25
	Other Criminally Related Matters	2017	1	-	1	-	-	1	1	1	5	1	-	12	-33%	12
		2016	2	1	3	-	1	3	1	3	1	-	2	18	▼	18
	Miscellaneous	2017	12	11	13	7	13	14	15	15	9	14	11	150	-14%	150
		2016	14	21	14	16	7	12	12	20	11	10	23	174	▼	174
	Other	2017	-	2	-	1	-	-	-	-	-	-	1	4	0%	4
		2016	-	-	1	-	-	-	-	2	-	-	-	4	↔	4

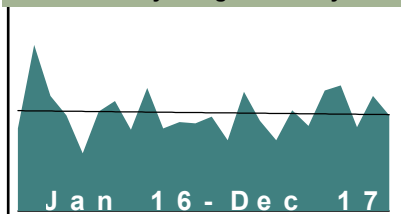
January 2016 -- December 2017 Filings

Dashboard

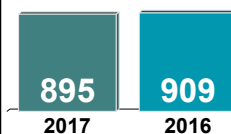
Court: King William Circuit
 Start/End Date: Jan-16 / Dec-17
 2016 Average Month: 76
 Jan-Dec 2016: 909
 Filings Trending: ↔

Circuit/Court ID: 9 209101
 Type of Case: Filings
 2017 Average Month: 75
 Jan-Dec 2017 : 895
 Overall AVG. Month: 75

Monthly Filings Summary



Jan --- Dec Filings



Filings by Division

		Jan	Feb	Mar	Apr	May	Jun	Jul	Aug	Sep	Oct	Nov	Dec	Thru Dec	% Change	Total
Total	2017	72	54	91	69	54	77	65	92	96	64	88	73	895	-2%	895
	2016	63	127	88	73	44	76	84	62	94	63	68	67	909	▼	909
Civil	2017	12	11	7	11	16	12	11	11	13	5	11	5	125	12%	125
	2016	8	6	10	8	5	15	6	14	15	7	11	7	112	▲	112
Criminal	2017	25	11	19	18	6	31	27	52	55	12	30	21	307	7%	307
	2016	7	64	34	27	5	30	30	7	41	7	13	23	288	▲	288
Miscellaneous	2017	35	32	65	40	32	32	27	29	28	47	47	47	461	-8%	461
	2016	47	56	44	36	33	30	48	41	38	49	43	36	501	▼	501
Other	2017	-	-	-	-	-	2	-	-	-	-	-	-	2	-75%	2
	2016	1	1	-	2	1	1	-	-	-	-	1	1	8	▼	8

Filings by Division & Case Category

			Jan	Feb	Mar	Apr	May	Jun	Jul	Aug	Sep	Oct	Nov	Dec	Thru Dec	% Change	Total
Civil	Administrative Law	2017	-	-	-	-	-	-	-	1	-	-	-	1	2	2	2
		2016	-	-	-	-	-	-	-	-	-	-	-	-	0	↔	0
	Contested Divorce	2017	1	1	1	2	3	1	1	1	2	1	1	2	17	21%	17
		2016	1	1	3	1	-	2	-	2	3	-	1	-	14	▲	14
	Domestic and Family - Level 1	2017	1	1	1	-	3	3	5	1	1	2	3	-	21	17%	21
		2016	1	1	2	1	-	1	-	4	3	2	1	2	18	▲	18
	Domestic and Family - Level 2	2017	1	-	1	-	-	-	-	-	2	-	-	-	4	-20%	4
		2016	-	-	-	-	-	2	-	-	1	1	-	1	5	▼	5
	General Civil - Level 1	2017	-	-	-	-	-	-	2	-	-	-	-	-	2	0%	2
		2016	-	-	-	1	-	-	-	-	1	-	-	-	2	↔	2
	General Civil - Level 2	2017	1	2	2	1	3	3	1	3	2	-	3	1	22	-12%	22
		2016	1	2	1	2	-	4	3	4	2	1	4	1	25	▼	25
	General Civil - Level 3	2017	1	1	1	1	3	2	-	3	2	1	1	-	16	7%	16
		2016	1	1	1	-	1	3	-	1	-	3	2	2	15	▲	15
Probates/Wills & Trusts - Level 2	2017	-	-	-	1	1	-	-	-	-	-	-	-	2	2	2	
	2016	-	-	-	-	-	-	-	-	-	-	-	-	0	↔	0	
Protective Orders	2017	1	-	-	-	-	-	-	-	-	-	-	-	1	1	1	
	2016	-	-	-	-	-	-	-	-	-	-	-	-	0	↔	0	
Uncontested Divorce	2017	6	6	1	6	3	3	2	2	4	1	3	1	38	15%	38	
	2016	4	1	3	3	4	3	3	3	5	-	3	1	33	▲	33	
Criminal	Capital Murder	2017	-	-	-	-	-	-	-	-	-	-	-	-	0	-100%	0
		2016	-	1	-	-	-	-	-	-	-	-	-	-	1	▼	1
	Felonies and Related Matters	2017	23	3	10	14	1	19	20	38	44	7	15	15	209	-5%	209
		2016	-	56	22	22	1	28	28	1	32	4	8	17	219	▼	219
	Misdemeanor	2017	2	7	8	2	5	11	2	11	10	2	13	6	79	44%	79
		2016	4	7	11	5	4	1	2	4	6	3	3	5	55	▲	55
	Other Criminally Related Matters	2017	-	1	1	2	-	1	5	3	1	3	2	-	19	46%	19
		2016	3	-	1	-	-	1	-	2	3	-	2	1	13	▲	13
	Miscellaneous	2017	35	32	65	40	32	32	27	29	28	47	47	47	461	-8%	461
		2016	47	56	44	36	33	30	48	41	38	49	43	36	501	▼	501
Other	2017	-	-	-	-	-	2	-	-	-	-	-	-	2	-75%	2	
	2016	1	1	-	2	1	1	-	-	-	-	1	1	8	▼	8	

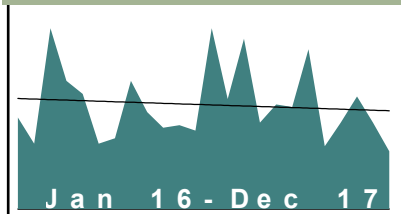
January 2016 -- December 2017 Filings

Dashboard

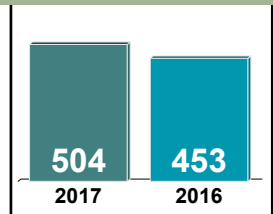
Court: Mathews Circuit
 Start/End Date: Jan-16 / Dec-17
 2016 Average Month: 38
 Jan-Dec 2016: 453
 Filings Trending: ▲

Circuit/Court ID: 9 209115
 Type of Case: Filings
 2017 Average Month: 42
 Jan-Dec 2017 : 504
 Overall AVG. Month: 40

Monthly Filings Summary



Jan --- Dec Filings



Filings by Division

		Jan	Feb	Mar	Apr	May	Jun	Jul	Aug	Sep	Oct	Nov	Dec	Thru Dec	% Change	Total
Total	2017	69	42	65	33	40	39	61	24	33	43	33	22	504	11%	504
	2016	35	25	69	49	44	25	27	49	37	31	32	30	453	▲	453
Civil	2017	3	10	10	8	4	11	7	3	4	8	3	7	78	24%	78
	2016	7	2	4	5	7	4	10	5	6	8	1	4	63	▲	63
Criminal	2017	47	15	21	5	12	12	31	6	7	13	9	4	182	3%	182
	2016	4	-	38	31	26	3	2	32	22	2	10	7	177	▲	177
Miscellaneous	2017	19	17	34	20	24	16	23	14	21	22	21	11	242	14%	242
	2016	24	23	26	13	11	18	15	12	9	21	21	19	212	▲	212
Other	2017	-	-	-	-	-	-	-	1	1	-	-	-	2	100%	2
	2016	-	-	1	-	-	-	-	-	-	-	-	-	1	▲	1

Filings by Division & Case Category

		Jan	Feb	Mar	Apr	May	Jun	Jul	Aug	Sep	Oct	Nov	Dec	Thru Dec	% Change	Total
Civil	Administrative Law	2017	-	-	-	-	-	1	-	-	-	-	-	1	-50%	1
		2016	-	-	-	1	-	-	-	-	1	-	-	2	▼	2
	Contested Divorce	2017	2	3	1	-	2	-	1	1	-	-	-	10	25%	10
		2016	-	-	-	-	2	-	2	1	-	1	-	8	▲	8
	Domestic and Family - Level 1	2017	-	4	5	-	1	5	-	1	-	1	-	19	280%	19
		2016	-	-	1	-	-	1	1	-	-	-	1	5	▲	5
	Domestic and Family - Level 2	2017	-	-	2	-	-	-	-	-	-	-	-	2	-50%	2
		2016	-	-	-	-	1	-	1	-	1	1	-	4	▼	4
	General Civil - Level 1	2017	-	-	-	-	-	-	-	-	-	-	-	0	-100%	0
		2016	-	-	-	-	1	-	-	-	-	-	-	1	▼	1
	General Civil - Level 2	2017	-	1	1	2	-	1	1	2	4	2	2	18	38%	18
		2016	2	-	2	2	-	2	1	2	2	-	1	13	▲	13
	General Civil - Level 3	2017	1	1	1	1	-	-	-	1	-	-	3	8	0%	8
		2016	3	2	1	-	-	1	-	-	1	-	-	8	↔	8
Criminal	Probates/Wills & Trusts - Level 1	2017	-	-	-	-	-	-	-	-	-	-	-	0	-100%	0
		2016	-	-	-	-	-	-	-	-	-	-	1	1	▼	1
	Probates/Wills & Trusts - Level 2	2017	-	1	-	1	-	1	-	-	2	1	-	7	133%	7
		2016	1	-	-	-	-	2	-	-	-	-	-	3	▲	3
	Protective Orders	2017	-	-	-	1	1	1	-	-	-	-	-	4	300%	4
		2016	-	-	-	-	1	-	-	-	-	-	-	1	▲	1
	Uncontested Divorce	2017	-	-	-	3	2	1	2	-	-	1	-	9	-47%	9
		2016	1	-	-	2	3	-	2	2	3	4	-	17	▼	17
	Felonies and Related Matters	2017	42	10	18	3	11	4	28	4	4	7	5	138	8%	138
		2016	-	-	32	31	13	1	30	13	2	3	2	128	▲	128
Miscellaneous	Misdemeanor	2017	3	3	3	1	1	7	3	2	3	6	1	35	9%	35
		2016	1	-	5	-	11	-	-	6	-	4	5	32	▲	32
	Other Criminally Related Matters	2017	2	2	-	1	-	1	-	-	-	-	3	9	-47%	9
		2016	3	-	1	-	2	2	1	2	3	-	3	17	▼	17
Other	Miscellaneous	2017	19	17	34	20	24	16	23	14	21	22	21	242	14%	242
		2016	24	23	26	13	11	18	15	12	9	21	21	212	▲	212
Other	Other	2017	-	-	-	-	-	-	1	1	-	-	-	2	100%	2
		2016	-	-	1	-	-	-	-	-	-	-	-	1	▲	1

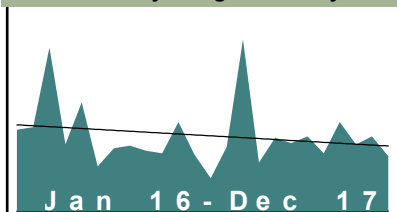
January 2016 -- December 2017 Filings

Dashboard

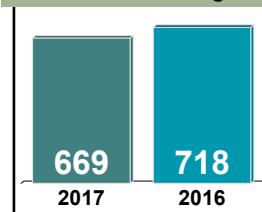
Court: Middlesex Circuit
 Start/End Date: Jan-16 / Dec-17
 2016 Average Month: 60
 Jan-Dec 2016: 718
 Filings Trending: ▼

Circuit/Court ID: 9 209119
 Type of Case: Filings
 2017 Average Month: 56
 Jan-Dec 2017 : 669
 Overall AVG. Month: 58

Monthly Filings Summary



Jan --- Dec Filings



Filings by Division

		Jan	Feb	Mar	Apr	May	Jun	Jul	Aug	Sep	Oct	Nov	Dec	Thru Dec	% Change	Total
Total	2017	25	49	131	37	56	52	57	44	68	51	57	42	669	-7%	669
	2016	62	64	125	51	83	34	48	50	46	44	68	43	718	▼	718
Civil	2017	7	4	13	16	18	8	8	5	7	6	3	10	105	-15%	105
	2016	8	5	11	9	16	8	8	9	9	12	18	11	124	▼	124
Criminal	2017	4	29	86	8	14	24	24	13	36	21	29	7	295	-10%	295
	2016	26	19	89	23	56	10	16	14	20	8	33	15	329	▼	329
Miscellaneous	2017	14	15	30	13	24	19	25	26	23	24	25	25	263	4%	263
	2016	26	38	22	18	11	16	22	27	15	24	17	17	253	▲	253
Other	2017	-	1	2	-	-	1	-	-	2	-	-	-	6	-50%	6
	2016	2	2	3	1	-	-	2	-	2	-	-	-	12	▼	12

Filings by Division & Case Category

		Jan	Feb	Mar	Apr	May	Jun	Jul	Aug	Sep	Oct	Nov	Dec	Thru Dec	% Change	Total
Civil	Administrative Law	2017	-	1	-	-	-	-	-	-	-	-	-	1	0%	1
		2016	1	-	-	-	-	-	-	-	-	-	-	1	↔	1
	Contested Divorce	2017	1	-	1	2	-	2	1	1	1	1	1	14	17%	14
		2016	1	-	2	-	1	1	-	-	2	3	2	12	▲	12
	Domestic and Family - Level 1	2017	-	-	-	-	6	-	-	-	2	-	6	14	-7%	14
		2016	-	-	2	1	-	-	-	4	5	3	-	15	▼	15
	Domestic and Family - Level 2	2017	-	-	-	1	1	1	-	1	-	-	-	4	33%	4
		2016	-	-	-	-	2	-	1	-	-	-	-	3	▲	3
	General Civil - Level 2	2017	1	2	2	4	-	2	1	2	1	-	1	16	-30%	16
		2016	1	3	3	1	1	2	1	4	1	3	2	23	▼	23
	General Civil - Level 3	2017	1	1	7	8	8	2	-	-	-	1	-	28	-13%	28
		2016	1	-	1	1	13	2	1	1	1	8	2	32	▼	32
	Probates/Wills & Trusts - Level 1	2017	-	-	-	-	-	-	-	-	-	-	-	0	-100%	0
		2016	-	-	-	-	-	-	-	-	-	1	-	1	▼	1
Criminal	Probates/Wills & Trusts - Level 2	2017	-	-	1	-	-	-	-	-	-	-	-	1	-80%	1
		2016	2	-	-	1	-	-	2	-	-	-	-	5	▼	5
	Protective Orders	2017	-	-	-	-	1	-	-	-	-	-	-	1	-80%	1
		2016	-	-	-	2	-	-	-	1	1	1	-	5	▼	5
	Uncontested Divorce	2017	4	-	2	1	2	3	3	3	2	1	2	26	-4%	26
		2016	2	2	3	3	1	1	4	2	2	-	1	27	▼	27
	Felonies and Related Matters	2017	3	22	74	2	9	15	6	31	11	24	3	216	-4%	216
		2016	14	10	68	20	42	4	11	10	17	4	17	225	▼	225
	Misdemeanor	2017	1	5	12	3	3	9	5	6	5	8	4	64	-30%	64
		2016	10	6	19	2	13	4	5	4	2	4	16	92	▼	92
Miscellaneous	Other Criminally Related Matters	2017	-	2	-	3	2	-	3	1	-	2	1	15	25%	15
		2016	2	3	2	1	1	2	-	-	1	-	-	12	▲	12
Other	Miscellaneous	2017	14	15	30	13	24	19	25	26	23	24	25	263	4%	263
		2016	26	38	22	18	11	16	22	27	15	24	17	253	▲	253
Other	Other	2017	-	1	2	-	-	1	-	-	2	-	-	6	-50%	6
		2016	2	2	3	1	-	-	2	-	2	-	-	12	▼	12

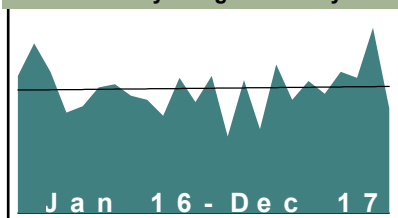
January 2016 -- December 2017 Filings

Dashboard

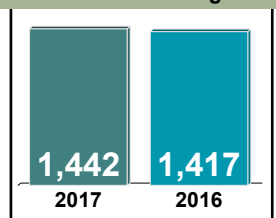
Court: New Kent Circuit
 Start/End Date: Jan-16 / Dec-17
 2016 Average Month: 118
 Jan-Dec 2016: 1,417
 Filings Trending: ↔

Circuit/Court ID: 9 209127
 Type of Case: Filings
 2017 Average Month: 120
 Jan-Dec 2017 : 1,442
 Overall AVG. Month: 119

Monthly Filings Summary



Jan --- Dec Filings



Filings by Division

		Jan	Feb	Mar	Apr	May	Jun	Jul	Aug	Sep	Oct	Nov	Dec	Thru Dec	% Change	Total
Total	2017	131	73	127	80	142	108	126	114	135	129	177	100	1,442	2%	1,442
	2016	131	162	135	96	102	120	123	112	108	93	129	106	1,417	▲	1,417
Civil	2017	11	7	16	16	22	18	11	18	19	18	10	12	178	14%	178
	2016	13	15	11	9	8	17	18	14	12	15	11	13	156	▲	156
Criminal	2017	51	22	27	18	38	42	26	29	38	36	39	25	391	-22%	391
	2016	36	47	55	30	43	37	36	44	41	20	65	50	504	▼	504
Miscellaneous	2017	50	40	55	45	45	45	52	60	48	62	84	62	648	-2%	648
	2016	72	88	67	48	35	53	64	49	49	53	44	40	662	▼	662
Other	2017	19	4	29	1	37	3	37	7	30	13	44	1	225	137%	225
	2016	10	12	2	9	16	13	5	5	6	5	9	3	95	▲	95

Filings by Division & Case Category

			Jan	Feb	Mar	Apr	May	Jun	Jul	Aug	Sep	Oct	Nov	Dec	Thru Dec	% Change	Total
Civil	Administrative Law	2017	-	-	1	-	-	-	-	-	-	-	-	-	1	1	1
		2016	-	-	-	-	-	-	-	-	-	-	-	-	0	↔	0
	Contested Divorce	2017	-	1	1	1	3	2	2	3	2	2	1	1	19	-10%	19
		2016	5	1	1	1	-	4	3	2	2	-	2	-	21	▼	21
	Domestic and Family - Level 1	2017	3	1	-	5	4	6	-	1	-	-	-	-	20	25%	20
		2016	-	2	-	3	-	-	-	3	2	1	5	-	16	▲	16
	Domestic and Family - Level 2	2017	1	-	1	1	-	-	-	1	2	2	1	-	9	13%	9
		2016	-	-	-	1	1	-	1	1	-	1	1	2	8	▲	8
	General Civil - Level 1	2017	-	-	-	-	-	-	-	-	-	-	-	-	0	-100%	0
		2016	-	-	-	-	-	-	-	1	-	-	-	-	1	▼	1
	General Civil - Level 2	2017	3	2	5	3	1	4	3	8	11	8	3	4	55	83%	55
		2016	5	3	1	-	2	2	7	2	3	4	-	1	30	▲	30
	General Civil - Level 3	2017	2	-	4	3	10	2	2	2	1	3	-	2	31	41%	31
		2016	1	3	3	-	2	1	2	-	2	5	1	2	22	▲	22
Criminal	Probates/Wills & Trusts - Level 1	2017	-	-	-	-	-	-	-	-	-	-	-	-	0	-100%	0
		2016	-	-	-	-	-	-	-	1	-	-	-	-	1	▼	1
	Probates/Wills & Trusts - Level 2	2017	-	-	-	-	2	-	2	-	-	-	1	1	6	100%	6
		2016	1	-	-	-	-	1	-	-	-	1	-	-	3	▲	3
	Protective Orders	2017	-	-	-	-	-	-	-	-	1	1	-	-	2	2	2
		2016	-	-	-	-	-	-	-	-	-	-	-	-	0	↔	0
	Uncontested Divorce	2017	2	3	4	3	2	4	2	3	2	2	4	4	35	-35%	35
		2016	1	6	6	4	3	9	5	4	3	3	2	8	54	▼	54
	Capital Murder	2017	-	-	-	-	-	-	-	-	-	-	-	-	0	-100%	0
		2016	-	-	-	-	-	-	-	-	-	-	-	1	1	▼	1
	Felonies and Related Matters	2017	37	14	17	11	21	32	17	24	22	28	30	8	261	-20%	261
		2016	21	28	41	21	28	24	25	26	24	13	39	37	327	▼	327
	Misdemeanor	2017	9	8	9	5	12	9	8	4	15	5	8	15	107	-31%	107
		2016	15	16	12	9	14	8	11	11	15	7	26	10	154	▼	154
Other Criminally Related Matters	2017	5	-	1	2	5	1	1	1	1	3	1	2	23	5%	23	
	2016	-	3	2	-	1	5	-	7	2	-	-	2	22	▲	22	
Miscellaneous	2017	50	40	55	45	45	45	52	60	48	62	84	62	648	-2%	648	
	2016	72	88	67	48	35	53	64	49	49	53	44	40	662	▼	662	
Other	2017	19	4	29	1	37	3	37	7	30	13	44	1	225	137%	225	
	2016	10	12	2	9	16	13	5	5	6	5	9	3	95	▲	95	

January 2016 -- December 2017 Filings

Dashboard

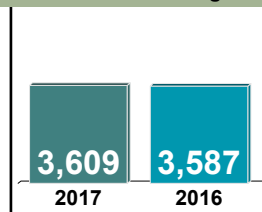
Court: York Circuit
 Start/End Date: Jan-16 / Dec-17
 2016 Average Month: 299
 Jan-Dec 2016: 3,587
 Filings Trending: ↗

Circuit/Court ID: 9 209199
 Type of Case: Filings
 2017 Average Month: 301
 Jan-Dec 2017 : 3,609
 Overall AVG. Month: 300

Monthly Filings Summary



Jan --- Dec Filings



Filings by Division

		Jan	Feb	Mar	Apr	May	Jun	Jul	Aug	Sep	Oct	Nov	Dec	Thru Dec	% Change	Total
Total	2017	247	279	349	241	296	277	316	316	264	296	413	315	3,609	1%	3,609
	2016	353	342	326	281	260	279	292	318	283	271	262	320	3,587	▲	3,587
Civil	2017	37	46	64	53	61	50	42	48	53	71	50	43	618	7%	618
	2016	39	56	55	42	56	55	48	48	36	46	36	62	579	▲	579
Criminal	2017	64	109	134	59	112	122	134	129	86	81	208	108	1,346	18%	1,346
	2016	100	85	98	96	79	90	56	107	136	87	72	130	1,136	▲	1,136
Miscellaneous	2017	143	122	149	129	122	104	139	137	121	142	151	161	1,620	-13%	1,620
	2016	214	199	171	142	125	133	186	162	111	136	152	127	1,858	▼	1,858
Other	2017	3	2	2	-	1	1	1	2	4	2	4	3	25	79%	25
	2016	-	2	2	1	-	1	2	1	-	2	2	1	14	▲	14

Filings by Division & Case Category

			Jan	Feb	Mar	Apr	May	Jun	Jul	Aug	Sep	Oct	Nov	Dec	Thru Dec	% Change	Total
Civil	Administrative Law	2017	1	-	-	-	-	-	-	-	-	-	-	-	1	-75%	1
		2016	-	1	-	-	1	-	-	1	1	-	-	-	4	▼	4
	Contested Divorce	2017	6	6	9	8	10	4	6	5	5	7	6	5	77	20%	77
		2016	3	3	5	5	4	8	4	9	5	4	8	6	64	▲	64
	Domestic and Family - Level 1	2017	-	1	2	-	5	1	1	1	-	4	1	3	19	-27%	19
		2016	2	7	3	1	-	3	-	2	4	2	-	2	26	▼	26
	Domestic and Family - Level 2	2017	3	9	10	13	12	8	7	11	12	15	15	6	121	14%	121
		2016	3	10	13	8	7	8	9	9	4	9	11	15	106	▲	106
	General Civil - Level 1	2017	-	-	2	2	1	-	1	-	-	4	1	1	12	200%	12
		2016	-	-	-	-	-	-	-	1	-	1	1	1	4	▲	4
	General Civil - Level 2	2017	7	11	14	8	10	16	7	8	11	11	13	7	123	21%	123
		2016	11	8	9	9	10	10	6	7	8	10	4	10	102	▲	102
	General Civil - Level 3	2017	4	7	1	10	6	5	5	3	7	7	-	1	56	33%	56
		2016	2	1	6	2	4	7	10	2	-	1	3	4	42	▲	42
Probates/Wills & Trusts - Level 1	2017	-	-	-	-	-	-	1	-	-	-	-	-	1	0%	1	
	2016	-	-	-	-	-	-	-	1	-	-	-	-	1	↔	1	
Probates/Wills & Trusts - Level 2	2017	3	-	4	2	2	1	-	1	3	4	-	5	25	14%	25	
	2016	1	1	1	2	4	2	1	1	3	3	2	1	22	▲	22	
Protective Orders	2017	2	-	1	-	1	2	2	-	1	1	-	2	12	100%	12	
	2016	1	1	-	1	-	1	-	-	-	2	-	-	6	▲	6	
Uncontested Divorce	2017	11	12	21	10	14	13	12	19	14	18	14	13	171	-15%	171	
	2016	16	24	18	14	26	16	18	15	11	14	7	23	202	▼	202	
Criminal	Felonies and Related Matters	2017	34	87	90	40	82	81	108	85	66	59	173	66	971	18%	971
		2016	80	67	73	61	56	61	38	81	103	59	52	90	821	▲	821
	Misdemeanor	2017	21	19	34	15	23	36	18	29	18	15	31	36	295	27%	295
		2016	14	16	18	27	22	20	11	22	24	14	10	35	233	▲	233
	Other Criminally Related Matters	2017	9	3	10	4	7	5	8	15	2	7	4	6	80	-2%	80
		2016	6	2	7	8	1	9	7	4	9	14	10	5	82	▼	82
	Miscellaneous	2017	143	122	149	129	122	104	139	137	121	142	151	161	1,620	-13%	1,620
		2016	214	199	171	142	125	133	186	162	111	136	152	127	1,858	▼	1,858
	Other	2017	3	2	2	-	1	1	1	2	4	2	4	3	25	79%	25
		2016	-	2	2	1	-	1	2	1	-	2	2	1	14	▲	14


January 2016 -- December 2017 Filings

Dashboard

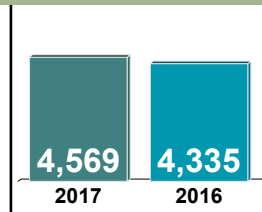
Court: Williamsburg Circuit
Start/End Date: Jan-16 / Dec-17
2016 Average Month: 361
Jan-Dec 2016: 4,335
Filings Trending: ▲

Circuit/Court ID: 9 209830
Type of Case: Filings
2017 Average Month: 381
Jan-Dec 2017 : 4,569
Overall AVG. Month: 371

Monthly Filings Summary



Jan --- Dec Filings



Filings by Division

		Jan	Feb	Mar	Apr	May	Jun	Jul	Aug	Sep	Oct	Nov	Dec	Thru Dec	% Change	Total
Total	2017	345	355	443	336	422	374	348	387	420	395	397	347	4,569	5%	4,569
	2016	405	350	431	341	372	365	320	372	411	295	352	321	4,335	▲	4,335
Civil	2017	45	54	66	60	77	66	46	66	77	45	61	71	734	14%	734
	2016	55	53	66	34	51	62	49	54	51	59	50	58	642	▲	642
Criminal	2017	82	112	156	107	151	118	120	121	147	168	140	90	1,512	10%	1,512
	2016	125	97	142	122	149	111	55	120	169	82	127	81	1,380	▲	1,380
Miscellaneous	2017	141	131	143	120	126	127	112	140	139	145	165	159	1,648	-9%	1,648
	2016	176	171	175	145	118	150	164	163	150	128	138	137	1,815	▼	1,815
Other	2017	77	58	78	49	68	63	70	60	57	37	31	27	675	36%	675
	2016	49	29	48	40	54	42	52	35	41	26	37	45	498	▲	498

Filings by Division & Case Category

			Jan	Feb	Mar	Apr	May	Jun	Jul	Aug	Sep	Oct	Nov	Dec	Thru Dec	% Change	Total
Civil	Administrative Law	2017	-	1	-	-	-	-	-	-	-	1	-	-	2	0%	2
		2016	-	-	-	-	-	-	-	-	-	-	2	-	2	↔	2
	Contested Divorce	2017	5	8	3	3	9	4	9	1	4	3	6	6	61	-24%	61
		2016	8	11	6	2	8	6	6	11	6	3	8	5	80	▼	80
	Domestic and Family - Level 1	2017	-	8	6	8	13	7	5	5	7	4	5	8	76	33%	76
		2016	4	6	6	2	3	8	7	3	3	7	2	6	57	▲	57
	Domestic and Family - Level 2	2017	2	1	5	1	-	3	2	4	3	3	-	4	28	8%	28
		2016	1	1	3	4	2	2	3	1	1	4	4	-	26	▲	26
	General Civil - Level 1	2017	-	-	1	1	1	-	-	2	-	-	1	1	7	-42%	7
		2016	1	-	1	4	-	-	2	1	1	1	1	-	12	▼	12
	General Civil - Level 2	2017	10	11	19	20	11	16	14	23	33	16	23	30	226	51%	226
		2016	11	13	13	7	13	12	15	10	14	12	18	150	▲	150	
	General Civil - Level 3	2017	9	7	5	8	17	17	4	17	12	7	7	5	115	35%	115
		2016	5	9	7	6	5	11	5	4	12	9	4	8	85	▲	85
Probates/Wills & Trusts - Level 1	2017	2	-	1	-	-	-	-	1	1	1	1	-	7	-13%	7	
	2016	1	1	-	-	-	-	1	-	-	1	3	1	8	▼	8	
Probates/Wills & Trusts - Level 2	2017	3	4	3	7	6	1	1	1	-	2	3	6	37	12%	37	
	2016	3	2	4	1	2	2	5	5	2	2	1	4	33	▲	33	
Uncontested Divorce	2017	14	14	23	12	20	18	11	12	17	8	15	11	175	-7%	175	
	2016	21	10	26	8	18	21	8	14	16	18	13	16	189	▼	189	
Criminal	Felonies and Related Matters	2017	44	52	95	54	78	65	68	58	95	87	82	44	822	10%	822
		2016	80	58	86	51	86	54	22	59	99	46	69	40	750	▲	750
	Misdemeanor	2017	28	45	41	36	63	39	32	48	40	66	47	29	514	8%	514
		2016	37	25	42	59	40	41	25	49	53	23	47	34	475	▲	475
	Other Criminally Related Matters	2017	10	15	20	17	10	14	20	15	12	15	11	17	176	14%	176
		2016	8	14	14	12	23	16	8	12	17	13	11	7	155	▲	155
	Miscellaneous	2017	141	131	143	120	126	127	112	140	139	145	165	159	1,648	-9%	1,648
		2016	176	171	175	145	118	150	164	163	150	128	138	137	1,815	▼	1,815
	Other	2017	77	58	78	49	68	63	70	60	57	37	31	27	675	36%	675
		2016	49	29	48	40	54	42	52	35	41	26	37	45	498	▲	498

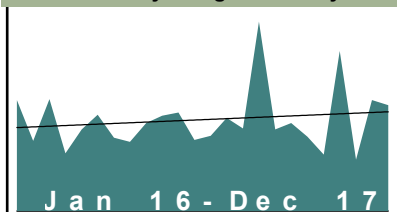
January 2016 -- December 2017 Filings

Dashboard

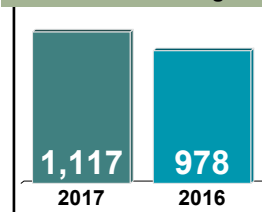
Court: Appomattox Circuit
Start/End Date: Jan-16 / Dec-17
2016 Average Month: 82
Jan-Dec 2016: 978
Filings Trending: ▲

Circuit/Court ID: 10
210011
Type of Case: Filings
2017 Average Month: 93
Jan-Dec 2017 : 1,117
Overall AVG. Month: 87

Monthly Filings Summary



Jan --- Dec Filings



Filings by Division

		Jan	Feb	Mar	Apr	May	Jun	Jul	Aug	Sep	Oct	Nov	Dec	Thru Dec	% Change	Total
Total	2017	72	89	79	181	78	84	71	54	153	49	106	101	1,117	14%	1,117
	2016	106	67	107	55	78	92	70	66	84	91	94	68	978	▲	978
Civil	2017	11	15	6	6	7	8	3	9	8	10	5	7	95	-21%	95
	2016	6	10	15	14	12	5	9	14	7	8	10	10	120	▼	120
Criminal	2017	14	48	32	133	24	36	33	15	112	6	37	35	525	36%	525
	2016	54	16	49	1	41	44	24	20	38	49	25	25	386	▲	386
Miscellaneous	2017	47	25	40	39	46	40	34	30	33	33	64	59	490	5%	490
	2016	46	41	42	40	25	42	36	32	39	34	59	32	468	▲	468
Other	2017	-	1	1	3	1	-	1	-	-	-	-	-	7	75%	7
	2016	-	-	1	-	-	1	1	-	-	-	-	1	4	▲	4

Filings by Division & Case Category

		Jan	Feb	Mar	Apr	May	Jun	Jul	Aug	Sep	Oct	Nov	Dec	Thru Dec	% Change	Total
Civil	Administrative Law	2017	1	-	-	-	-	-	-	-	-	-	-	1	1	1
		2016	-	-	-	-	-	-	-	-	-	-	-	0	↔	0
	Contested Divorce	2017	1	1	3	1	-	2	-	2	3	-	-	13	-19%	13
		2016	2	1	4	1	2	2	-	-	1	2	1	16	▼	16
	Domestic and Family - Level 1	2017	-	2	-	-	1	-	3	2	4	-	4	16	-16%	16
		2016	-	-	-	2	1	1	5	1	1	2	3	19	▼	19
	Domestic and Family - Level 2	2017	2	3	-	1	1	1	1	1	1	1	-	12	33%	12
		2016	-	-	2	-	1	-	3	-	2	-	-	9	▲	9
	General Civil - Level 1	2017	-	-	-	-	-	-	-	-	-	-	-	0	-100%	0
		2016	-	-	-	1	-	-	-	-	-	-	-	1	▼	1
	General Civil - Level 2	2017	-	3	-	-	3	3	1	-	2	1	1	15	-35%	15
		2016	-	5	1	3	4	1	2	-	2	4	1	23	▼	23
	General Civil - Level 3	2017	3	2	1	-	1	2	-	2	-	1	1	13	8%	13
		2016	4	1	3	1	-	1	1	1	-	-	-	12	▲	12
Criminal	Probates/Wills & Trusts - Level 1	2017	-	-	-	-	-	-	1	-	-	-	-	1	-67%	1
		2016	-	-	-	-	1	-	-	-	1	-	1	3	▼	3
	Probates/Wills & Trusts - Level 2	2017	-	1	-	1	-	-	-	-	-	-	1	3	-57%	3
		2016	-	1	-	1	-	2	-	1	-	-	2	7	▼	7
	Uncontested Divorce	2017	4	3	2	3	1	-	2	2	1	1	2	21	-30%	21
		2016	-	2	5	5	3	-	3	3	4	1	2	30	▼	30
	Felonies and Related Matters	2017	14	44	31	94	17	28	14	12	103	2	20	410	45%	410
		2016	39	12	30	1	33	33	18	19	27	39	16	282	▲	282
	Misdemeanor	2017	-	4	1	37	5	2	-	3	7	-	10	71	4%	71
		2016	10	2	14	-	4	10	5	1	6	7	2	68	▲	68
	Other Criminally Related Matters	2017	-	-	-	2	2	6	19	-	2	4	7	44	22%	44
		2016	5	2	5	-	4	1	1	-	5	3	7	36	▲	36
	Miscellaneous	2017	47	25	40	39	46	40	34	30	33	33	64	490	5%	490
		2016	46	41	42	40	25	42	36	32	39	34	59	468	▲	468
	Other	2017	-	1	1	3	1	-	1	-	-	-	-	7	75%	7
		2016	-	-	1	-	-	1	1	-	-	-	1	4	▲	4

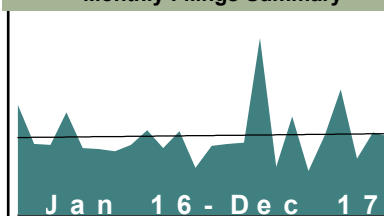
January 2016 -- December 2017 Filings

Dashboard

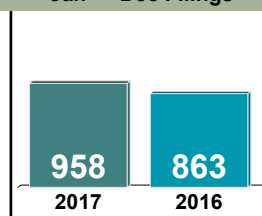
Court: Buckingham Circuit
 Start/End Date: Jan-16 / Dec-17
 2016 Average Month: 72
 Jan-Dec 2016: 863
 Filings Trending: ▲

Circuit/Court ID: 10
 210029
 Type of Case: Filings
 2017 Average Month: 80
 Jan-Dec 2017 : 958
 Overall AVG. Month: 76

Monthly Filings Summary



Jan --- Dec Filings



Filings by Division

		Jan	Feb	Mar	Apr	May	Jun	Jul	Aug	Sep	Oct	Nov	Dec	Thru Dec	% Change	Total
Total	2017	66	68	69	169	46	94	42	76	120	54	79	75	958	11%	958
	2016	105	68	67	98	64	63	61	67	81	64	80	45	863	▲	863
Civil	2017	11	6	9	12	11	17	5	4	12	8	9	11	115	-7%	115
	2016	12	10	7	13	10	13	10	10	9	11	8	10	123	▼	123
Criminal	2017	31	24	22	131	14	49	4	50	90	14	37	30	496	54%	496
	2016	48	15	14	62	23	15	21	20	39	17	40	9	323	▲	323
Miscellaneous	2017	23	38	37	25	21	24	32	21	18	32	33	34	338	-19%	338
	2016	45	43	46	23	31	34	30	37	33	36	32	25	415	▼	415
Other	2017	1	-	1	1	-	4	1	1	-	-	-	-	9	350%	9
	2016	-	-	-	-	-	1	-	-	-	-	-	1	2	▲	2

Filings by Division & Case Category

		Jan	Feb	Mar	Apr	May	Jun	Jul	Aug	Sep	Oct	Nov	Dec	Thru Dec	% Change	Total
Civil	Administrative Law	2017	-	-	1	-	-	-	-	-	-	-	-	1	0%	1
		2016	-	-	-	-	1	-	-	-	-	-	-	1	↔	1
	Contested Divorce	2017	1	2	2	1	2	1	1	-	1	-	5	16	-6%	16
		2016	1	1	2	-	4	2	1	2	1	1	2	17	▼	17
	Domestic and Family - Level 1	2017	-	-	-	4	-	5	-	4	-	2	1	16	14%	16
		2016	2	-	-	4	-	5	-	2	-	-	1	14	▲	14
	Domestic and Family - Level 2	2017	-	-	-	-	2	-	-	-	-	3	-	5	-55%	5
		2016	2	1	-	2	-	2	-	-	1	1	2	11	▼	11
	General Civil - Level 1	2017	-	-	-	1	-	-	-	-	-	-	1	2	100%	2
		2016	-	-	-	-	-	-	-	-	1	-	-	1	▲	1
	General Civil - Level 2	2017	4	3	3	1	4	2	3	1	1	-	1	23	5%	23
		2016	2	2	2	2	1	3	2	2	2	2	2	22	▲	22
	General Civil - Level 3	2017	2	-	-	2	1	4	3	4	3	2	1	22	69%	22
		2016	-	3	-	1	1	-	1	1	2	3	1	13	▲	13
Criminal	Probates/Wills & Trusts - Level 1	2017	-	-	-	-	-	-	-	-	-	-	-	0	-100%	0
		2016	-	-	-	-	-	-	1	-	-	-	-	1	▼	1
	Probates/Wills & Trusts - Level 2	2017	-	-	-	-	-	-	-	-	-	-	-	0	-100%	0
		2016	-	1	1	-	1	-	-	-	1	-	-	4	▼	4
	Protective Orders	2017	-	-	-	-	2	-	-	-	-	-	-	2	0%	2
		2016	-	-	-	-	-	2	-	-	-	-	-	2	↔	2
	Uncontested Divorce	2017	4	1	3	3	2	4	1	3	3	2	2	28	-24%	28
		2016	5	2	2	4	5	3	2	4	3	2	2	37	▼	37
	Felonies and Related Matters	2017	18	8	13	82	10	42	3	36	80	11	33	358	32%	358
		2016	43	12	13	60	15	15	15	19	35	13	28	271	▲	271
Miscellaneous	Misdemeanor	2017	10	13	8	47	4	7	1	14	10	3	4	126	152%	126
		2016	5	3	1	1	8	-	6	1	3	4	12	50	▲	50
	Other Criminally Related Matters	2017	3	3	1	2	-	-	-	-	-	-	3	12	500%	12
		2016	-	-	-	1	-	-	-	1	-	-	-	2	▲	2
Other	Miscellaneous	2017	23	38	37	25	21	24	32	21	18	32	33	338	-19%	338
		2016	45	43	46	23	31	34	30	37	33	32	25	415	▼	415
Other	Other	2017	1	-	1	1	-	4	1	1	-	-	-	9	350%	9
		2016	-	-	-	-	-	1	-	-	-	-	1	2	▲	2

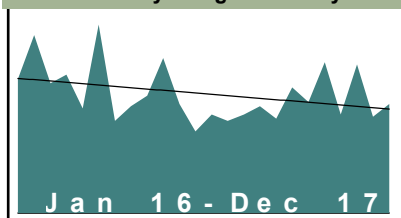
January 2016 -- December 2017 Filings

Dashboard

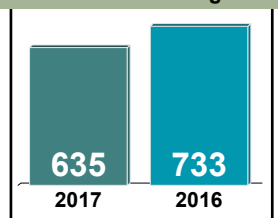
Court: Charlotte Circuit
 Start/End Date: Jan-16 / Dec-17
 2016 Average Month: 61
 Jan-Dec 2016: 733
 Filings Trending: ▼

Circuit/Court ID: 10
 210037
 Type of Case: Filings
 2017 Average Month: 53
 Jan-Dec 2017 : 635
 Overall AVG. Month: 57

Monthly Filings Summary



Jan --- Dec Filings



Filings by Division

		Jan	Feb	Mar	Apr	May	Jun	Jul	Aug	Sep	Oct	Nov	Dec	Thru Dec	% Change	Total
Total	2017	47	44	47	51	45	60	53	72	47	71	46	52	635	-13%	635
	2016	64	85	62	66	50	90	44	51	56	74	52	39	733	▼	733
Civil	2017	4	13	13	13	8	2	8	15	10	6	10	6	108	8%	108
	2016	5	11	14	11	11	5	9	14	9	3	4	4	100	▲	100
Criminal	2017	19	13	2	20	18	28	13	19	20	28	15	12	207	-32%	207
	2016	31	26	16	33	15	70	6	19	13	50	12	12	303	▼	303
Miscellaneous	2017	22	16	26	15	16	22	27	32	13	37	21	32	279	1%	279
	2016	25	43	31	20	21	12	19	13	30	15	28	19	276	▲	276
Other	2017	2	2	6	3	3	8	5	6	4	-	-	2	41	-24%	41
	2016	3	5	1	2	3	3	10	5	4	6	8	4	54	▼	54

Filings by Division & Case Category

		Jan	Feb	Mar	Apr	May	Jun	Jul	Aug	Sep	Oct	Nov	Dec	Thru Dec	% Change	Total
Civil	Contested Divorce	2017	-	5	1	3	-	-	3	3	1	1	2	19	6%	19
		2016	1	-	2	2	1	1	3	2	1	3	-	18	▲	18
	Domestic and Family - Level 1	2017	1	-	1	1	1	2	4	3	2	-	-	16	0%	16
		2016	-	2	5	2	4	-	1	2	-	-	-	16	↔	16
	Domestic and Family - Level 2	2017	-	1	4	3	-	1	2	-	1	2	-	14	133%	14
		2016	1	-	2	1	-	2	-	-	-	-	-	6	▲	6
	General Civil - Level 1	2017	-	-	-	-	-	-	-	-	-	-	-	0	-100%	0
		2016	-	-	-	-	-	1	-	-	-	-	-	1	▼	1
	General Civil - Level 2	2017	-	1	-	1	2	2	1	-	1	1	2	11	-21%	11
		2016	-	2	1	2	1	2	2	1	-	-	2	14	▼	14
	General Civil - Level 3	2017	-	4	3	-	1	-	4	2	-	1	1	16	45%	16
		2016	-	3	-	1	-	-	1	3	1	1	1	11	▲	11
Criminal	Probates/Wills & Trusts - Level 2	2017	-	-	1	-	1	-	-	-	-	-	-	2	-50%	2
		2016	-	1	1	1	-	-	1	-	-	-	-	4	▼	4
	Protective Orders	2017	-	-	-	-	-	1	-	-	-	-	-	1	1	1
		2016	-	-	-	-	-	-	-	-	-	-	-	0	↔	0
	Uncontested Divorce	2017	3	2	3	5	4	2	1	2	1	5	1	29	-3%	29
		2016	3	3	3	2	4	5	5	3	1	-	1	30	▼	30
	Felonies and Related Matters	2017	14	6	-	15	15	7	15	14	26	13	6	153	-40%	153
		2016	27	17	8	28	13	66	5	16	9	48	10	253	▼	253
	Misdemeanor	2017	3	7	1	4	3	5	4	5	2	2	6	48	23%	48
		2016	3	7	6	2	-	4	1	3	4	2	5	39	▲	39
	Other Criminally Related Matters	2017	2	-	1	1	-	1	-	1	-	-	-	6	-45%	6
		2016	1	2	2	3	2	-	-	-	-	-	1	11	▼	11
Miscellaneous		2017	22	16	26	15	16	22	27	32	13	37	21	279	1%	279
		2016	25	43	31	20	21	12	19	30	15	28	19	276	▲	276
Other		2017	2	2	6	3	3	8	5	6	4	-	-	41	-24%	41
		2016	3	5	1	2	3	3	10	5	4	6	8	54	▼	54

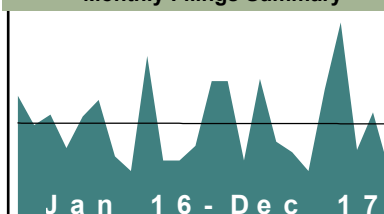
January 2016 -- December 2017 Filings

Dashboard

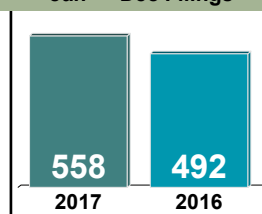
Court: Cumberland Circuit
Start/End Date: Jan-16 / Dec-17
2016 Average Month: 41
Jan-Dec 2016: 492
Filings Trending: ▲

Circuit/Court ID: 10
210049
Type of Case: Filings
2017 Average Month: 47
Jan-Dec 2017 : 558
Overall AVG. Month: 44

Monthly Filings Summary



Jan --- Dec Filings



Filings by Division

		Jan	Feb	Mar	Apr	May	Jun	Jul	Aug	Sep	Oct	Nov	Dec	Thru Dec	% Change	Total
Total	2017	64	64	26	65	35	30	21	60	92	31	49	21	558	13%	558
	2016	57	43	48	32	47	55	28	21	76	26	26	33	492	▲	492
Civil	2017	5	8	-	5	5	5	4	10	14	4	9	3	72	36%	72
	2016	7	5	7	3	8	2	5	4	6	3	1	2	53	▲	53
Criminal	2017	34	33	6	44	10	5	2	33	61	5	10	4	247	27%	247
	2016	9	13	13	9	16	37	7	7	47	12	5	20	195	▲	195
Miscellaneous	2017	25	23	19	16	20	20	15	17	17	22	29	14	237	-1%	237
	2016	39	25	28	20	22	15	16	10	23	11	20	11	240	▼	240
Other	2017	-	-	1	-	-	-	-	-	-	-	1	-	2	-50%	2
	2016	2	-	-	-	1	1	-	-	-	-	-	-	4	▼	4

Filings by Division & Case Category

			Jan	Feb	Mar	Apr	May	Jun	Jul	Aug	Sep	Oct	Nov	Dec	Thru Dec	% Change	Total
Civil	Administrative Law	2017	-	-	-	-	-	-	-	-	-	-	-	-	0	-100%	0
		2016	-	1	1	-	-	-	-	-	-	-	-	-	2	▼	2
	Contested Divorce	2017	2	-	-	1	-	2	-	1	1	-	-	1	8	60%	8
		2016	-	-	1	2	-	-	-	-	-	-	-	2	5	▲	5
	Domestic and Family - Level 1	2017	-	1	-	1	-	1	-	-	8	-	-	-	11	38%	11
		2016	3	-	1	-	3	-	1	-	-	-	-	-	8	▲	8
	Domestic and Family - Level 2	2017	-	-	-	-	-	1	-	2	1	-	1	-	5	-17%	5
		2016	3	1	-	-	1	-	-	-	1	-	-	-	6	▼	6
	General Civil - Level 1	2017	-	-	-	-	-	-	1	-	-	-	-	-	1	1	1
		2016	-	-	-	-	-	-	-	-	-	-	-	-	0	↔	0
	General Civil - Level 2	2017	3	3	-	-	2	1	-	3	2	3	4	-	21	62%	21
		2016	1	1	4	-	1	-	1	3	3	2	-	-	13	▲	13
	General Civil - Level 3	2017	-	1	-	-	-	-	-	1	-	-	1	-	3	-50%	3
		2016	-	-	-	-	-	1	-	4	1	-	-	-	6	▼	6
Probates/Wills & Trusts - Level 1	2017	-	-	-	-	-	-	-	-	-	-	-	-	0	-100%	0	
	2016	-	-	-	-	-	-	-	-	-	-	1	-	1	▼	1	
Probates/Wills & Trusts - Level 2	2017	-	-	-	-	1	-	-	-	-	-	-	-	1	1	1	
	2016	-	-	-	-	-	-	-	-	-	-	-	-	0	↔	0	
Uncontested Divorce	2017	-	3	-	3	2	-	3	3	2	1	3	2	22	83%	22	
	2016	-	2	-	1	3	1	3	-	1	-	1	-	12	▲	12	
Criminal	Felonies and Related Matters	2017	21	24	4	37	4	2	2	23	41	3	7	3	171	13%	171
		2016	3	-	10	8	12	36	7	6	41	11	4	13	151	▲	151
	Misdemeanor	2017	13	9	2	7	5	3	-	10	13	2	2	-	66	164%	66
		2016	6	2	3	1	2	-	-	1	2	1	1	6	25	▲	25
	Other Criminally Related Matters	2017	-	-	-	-	1	-	-	-	7	-	1	1	10	-47%	10
		2016	-	11	-	-	2	1	-	-	4	-	-	1	19	▼	19
Miscellaneous	2017	25	23	19	16	20	20	15	17	17	22	29	14	237	-1%	237	
	2016	39	25	28	20	22	15	16	10	23	11	20	11	240	▼	240	
Other	2017	-	-	1	-	-	-	-	-	-	-	1	-	2	-50%	2	
	2016	2	-	-	-	1	1	-	-	-	-	-	-	4	▼	4	

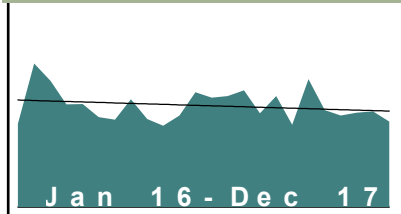
January 2016 -- December 2017 Filings

Dashboard

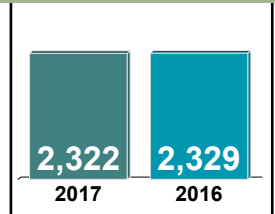
Court: Halifax Circuit
 Start/End Date: Jan-16 / Dec-17
 2016 Average Month: 194
 Jan-Dec 2016: 2,329
 Filings Trending: ↔

Circuit/Court ID: 10
 210083
 Type of Case: Filings
 2017 Average Month: 194
 Jan-Dec 2017 : 2,322
 Overall AVG. Month: 194

Monthly Filings Summary



Jan --- Dec Filings



Filings by Division

		Jan	Feb	Mar	Apr	May	Jun	Jul	Aug	Sep	Oct	Nov	Dec	Thru Dec	% Change	Total
Total	2017	209	212	223	179	212	157	244	185	175	180	183	163	2,322	0%	2,322
	2016	159	274	241	196	197	172	167	206	168	155	175	219	2,329	▼	2,329
Civil	2017	31	37	31	15	19	35	28	24	27	45	24	12	328	-8%	328
	2016	19	40	48	39	27	36	20	22	32	20	29	26	358	▼	358
Criminal	2017	92	67	91	74	100	55	171	91	98	75	70	51	1,035	6%	1,035
	2016	77	105	92	64	111	58	76	110	40	70	60	109	972	▲	972
Miscellaneous	2017	72	91	76	74	76	51	39	66	43	58	79	77	802	-9%	802
	2016	58	117	96	87	54	67	57	61	77	58	77	69	878	▼	878
Other	2017	14	17	25	16	17	16	6	4	7	2	10	23	157	30%	157
	2016	5	12	5	6	5	11	14	13	19	7	9	15	121	▲	121

Filings by Division & Case Category

			Jan	Feb	Mar	Apr	May	Jun	Jul	Aug	Sep	Oct	Nov	Dec	Thru Dec	% Change	Total	
Civil	Administrative Law	2017	-	-	-	-	-	-	-	-	-	-	-	1	-	1	0%	1
		2016	-	-	-	-	-	1	-	-	-	-	-	-	1	1	↔	1
	Contested Divorce	2017	6	3	4	3	4	7	4	2	1	4	4	4	1	43	-10%	43
		2016	4	2	7	4	4	9	4	2	3	2	5	2	48	48	▼	48
	Domestic and Family - Level 1	2017	10	2	3	3	2	9	1	6	6	14	2	2	60	25%	60	
		2016	2	4	12	8	4	1	3	1	9	1	-	3	48	48	▲	48
	Domestic and Family - Level 2	2017	1	1	-	-	1	3	1	-	2	-	-	1	10	0%	10	
		2016	-	1	-	2	-	1	-	-	3	2	1	-	10	10	↔	10
	General Civil - Level 1	2017	-	2	-	-	-	1	1	-	-	-	1	-	-	5	400%	5
		2016	-	-	-	-	1	-	-	-	-	-	-	-	1	1	▲	1
	General Civil - Level 2	2017	2	3	6	1	1	3	2	5	1	4	4	4	1	33	-35%	33
		2016	3	6	2	3	2	9	5	3	2	4	6	6	51	51	▼	51
	General Civil - Level 3	2017	4	18	2	1	4	1	11	3	12	10	4	4	74	25%	74	
		2016	-	12	11	3	9	4	1	2	4	5	3	5	59	59	▲	59
	Probates/Wills & Trusts - Level 1	2017	-	-	-	1	-	-	-	-	-	-	1	1	-	3	-40%	3
		2016	-	1	1	-	-	1	-	-	1	-	-	-	1	5	5	▼
Probates/Wills & Trusts - Level 2	2017	1	-	-	-	1	1	1	1	-	4	2	1	12	-20%	12		
	2016	2	1	2	1	1	3	-	2	1	-	1	1	15	15	▼	15	
Protective Orders	2017	-	-	-	-	-	-	-	-	-	-	-	1	-	1	1	1	1
	2016	-	-	-	-	-	-	-	-	-	-	-	-	-	0	0	↔	0
Uncontested Divorce	2017	7	8	16	6	6	10	7	7	5	7	5	2	86	-28%	86		
	2016	8	13	13	18	6	7	7	11	10	6	13	8	120	120	▼	120	
Criminal	Capital Murder	2017	-	-	-	-	-	-	-	-	-	-	-	-	0	-100%	0	
		2016	-	-	-	-	-	-	-	-	-	-	-	1	1	1	▼	1
	Felonies and Related Matters	2017	54	44	77	47	54	25	104	45	73	51	49	36	659	3%	659	
		2016	56	71	58	41	72	35	34	81	18	50	38	87	641	641	▲	641
	Misdemeanor	2017	35	12	13	24	37	27	65	44	21	22	16	15	331	15%	331	
		2016	19	32	31	18	34	20	39	24	19	17	16	20	289	289	▲	289
	Other Criminally Related Matters	2017	3	11	1	3	9	3	2	2	4	2	5	-	45	10%	45	
		2016	2	2	3	5	5	3	3	5	3	3	5	2	41	41	▲	41
	Miscellaneous	2017	72	91	76	74	76	51	39	66	43	58	79	77	802	-9%	802	
		2016	58	117	96	87	54	67	57	61	77	58	77	69	878	878	▼	878
Other	2017	14	17	25	16	17	16	6	4	7	2	10	23	157	30%	157		
	2016	5	12	5	6	5	11	14	13	19	7	9	15	121	121	▲	121	


January 2016 -- December 2017 Filings

Dashboard

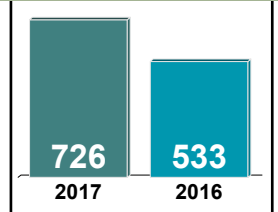
Court: Lunenburg Circuit
 Start/End Date: Jan-16 / Dec-17
 2016 Average Month: 44
 Jan-Dec 2016: 533
 Filings Trending: ▲

Circuit/Court ID: 10
 210111
 Type of Case: Filings
 2017 Average Month: 61
 Jan-Dec 2017 : 726
 Overall AVG. Month: 52

Monthly Filings Summary



Jan --- Dec Filings



Filings by Division

		Jan	Feb	Mar	Apr	May	Jun	Jul	Aug	Sep	Oct	Nov	Dec	Thru Dec	% Change	Total
Total	2017	41	66	81	54	47	79	42	76	68	46	72	54	726	36%	726
	2016	60	40	58	33	32	31	42	67	30	66	40	34	533	▲	533
Civil	2017	2	3	17	6	10	15	19	7	8	4	4	6	101	22%	101
	2016	5	4	5	9	6	5	4	27	4	7	4	3	83	▲	83
Criminal	2017	9	40	27	22	15	50	14	24	32	20	30	22	305	73%	305
	2016	26	8	21	10	9	12	16	22	4	22	17	9	176	▲	176
Miscellaneous	2017	30	23	37	26	22	14	9	45	28	22	38	26	320	17%	320
	2016	29	28	32	14	17	14	22	18	22	37	19	22	274	▲	274

Filings by Division & Case Category

			Jan	Feb	Mar	Apr	May	Jun	Jul	Aug	Sep	Oct	Nov	Dec	Thru Dec	% Change	Total	
Civil	Administrative Law	2017	-	-	-	-	-	-	-	-	-	-	-	-	0	-100%	0	
		2016	-	-	-	-	-	1	1	-	-	-	-	-	2	▼	2	
	Contested Divorce	2017	1	-	4	-	2	-	2	1	1	1	1	1	14	56%	14	
		2016	-	-	-	2	1	1	-	2	1	2	-	-	9	▲	9	
	Domestic and Family - Level 1	2017	1	-	-	1	4	-	2	-	-	-	-	2	10	67%	10	
		2016	-	-	-	1	-	-	1	1	1	1	1	-	6	▲	6	
	Domestic and Family - Level 2	2017	-	-	1	-	-	-	-	-	1	-	1	1	4	-78%	4	
		2016	2	1	3	3	1	-	1	4	1	2	-	-	18	▼	18	
	General Civil - Level 1	2017	-	-	-	-	-	1	-	-	-	-	-	-	1	2	2	2
		2016	-	-	-	-	-	-	-	-	-	-	-	-	-	0	↔	0
	General Civil - Level 2	2017	-	-	3	1	-	7	8	1	3	1	1	1	26	63%	26	
		2016	-	1	1	1	1	-	1	9	-	-	1	1	16	▲	16	
General Civil - Level 3	2017	-	1	5	1	2	5	6	4	2	-	-	-	26	100%	26		
	2016	-	-	-	1	1	1	-	7	1	1	1	-	13	▲	13		
Uncontested Divorce	2017	-	2	4	3	2	2	1	1	1	2	1	-	19	0%	19		
	2016	3	2	1	1	2	2	-	4	-	1	1	2	19	↔	19		
Criminal	Capital Murder	2017	-	-	-	-	-	1	-	-	-	-	-	-	1	1	1	
		2016	-	-	-	-	-	-	-	-	-	-	-	-	0	↔	0	
	Felonies and Related Matters	2017	7	17	23	19	10	42	10	21	18	14	26	22	229	71%	229	
		2016	18	8	13	7	8	12	13	18	3	15	13	6	134	▲	134	
	Misdemeanor	2017	1	22	4	2	4	4	3	3	14	6	4	-	67	81%	67	
		2016	8	-	6	3	1	-	3	2	1	6	4	3	37	▲	37	
	Other Criminally Related Matters	2017	1	1	-	1	1	3	1	-	-	-	-	-	8	60%	8	
		2016	-	-	2	-	-	-	-	2	-	1	-	-	5	▲	5	
	Miscellaneous	2017	30	23	37	26	22	14	9	45	28	22	38	26	320	17%	320	
		2016	29	28	32	14	17	14	22	18	22	37	19	22	274	▲	274	

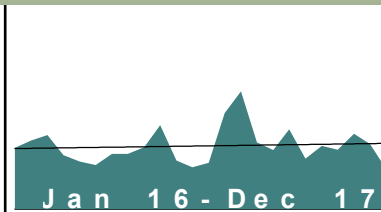
January 2016 -- December 2017 Filings

Dashboard

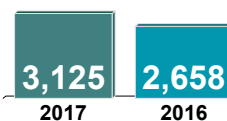
Court: Mecklenburg Circuit
Start/End Date: Jan-16 / Dec-17
2016 Average Month: 222
Jan-Dec 2016: 2,658
Filings Trending: ▲

Circuit/Court ID: 10
 210117
Type of Case: Filings
2017 Average Month: 260
Jan-Dec 2017 : 3,125
Overall AVG. Month: 241

Monthly Filings Summary



Jan --- Dec Filings



Filings by Division

		Jan	Feb	Mar	Apr	May	Jun	Jul	Aug	Sep	Oct	Nov	Dec	Thru Dec	% Change	Total
Total	2017	177	367	449	254	225	304	193	241	226	288	249	152	3,125	18%	3,125
	2016	234	262	283	206	182	168	211	211	236	320	185	160	2,658	▲	2,658
Civil	2017	18	35	42	29	33	32	33	37	31	88	47	24	449	21%	449
	2016	24	32	33	20	33	24	24	27	26	76	32	19	370	▲	370
Criminal	2017	76	264	322	171	139	221	106	162	146	118	112	51	1,888	19%	1,888
	2016	140	153	178	109	100	89	135	130	151	182	112	102	1,581	▲	1,581
Miscellaneous	2017	83	66	85	54	49	36	50	41	48	81	90	76	759	10%	759
	2016	68	73	72	75	49	53	48	53	58	60	41	38	688	▲	688
Other	2017	-	2	-	-	4	15	4	1	1	1	-	1	29	53%	29
	2016	2	4	-	2	-	2	4	1	1	2	-	1	19	▲	19

Filings by Division & Case Category

			Jan	Feb	Mar	Apr	May	Jun	Jul	Aug	Sep	Oct	Nov	Dec	Thru Dec	% Change	Total	
Civil	Administrative Law	2017	-	-	-	1	-	-	1	3	1	-	1	-	7	0%	7	
		2016	-	-	-	-	-	2	1	1	-	-	2	1	7	↔	7	
	Contested Divorce	2017	4	8	10	9	7	6	6	5	9	9	8	5	86	25%	86	
		2016	1	8	6	5	5	6	3	9	9	6	8	3	69	▲	69	
	Domestic and Family - Level 1	2017	2	1	2	1	2	6	-	9	1	1	3	3	31	-11%	31	
		2016	7	1	3	-	10	1	4	1	1	2	4	1	35	▼	35	
	Domestic and Family - Level 2	2017	-	-	2	-	1	2	3	-	1	1	3	1	14	8%	14	
		2016	1	-	3	2	-	-	2	1	2	1	1	-	13	▲	13	
	General Civil - Level 1	2017	1	1	1	1	-	-	-	-	-	-	1	1	6	500%	6	
		2016	-	1	-	-	-	-	-	-	-	-	-	-	1	▲	1	
	General Civil - Level 2	2017	3	6	5	3	3	3	3	2	4	4	4	2	42	50%	42	
		2016	2	2	2	2	3	3	3	2	2	2	4	1	28	▲	28	
	General Civil - Level 3	2017	1	3	4	1	2	-	2	-	1	61	10	1	86	19%	86	
		2016	2	1	3	1	3	1	1	5	-	54	1	-	72	▲	72	
Probates/Wills & Trusts - Level 1	2017	-	-	-	-	-	1	-	-	-	1	-	-	2	2	2	2	
	2016	-	-	-	-	-	-	-	-	-	-	-	-	0	↔	0		
Probates/Wills & Trusts - Level 2	2017	-	-	-	4	2	-	1	-	-	-	1	-	2	10	11%	10	
	2016	-	3	-	-	1	-	1	-	1	1	1	2	9	▲	9		
Protective Orders	2017	-	-	-	-	-	-	1	-	-	-	2	1	4	4	-33%	4	
	2016	-	-	-	-	1	1	1	-	-	-	1	1	6	6	▼	6	
Uncontested Divorce	2017	7	16	18	9	16	14	16	18	13	11	15	8	161	24%	161		
	2016	11	16	16	10	10	10	8	8	11	9	9	12	130	▲	130		
Criminal	Capital Murder	2017	-	-	-	-	-	-	1	-	1	-	1	-	3	3	3	3
		2016	-	-	-	-	-	-	-	-	-	-	-	-	0	↔	0	
	Felonies and Related Matters	2017	52	199	289	156	85	83	91	118	94	76	92	34	1,369	7%	1,369	
		2016	102	118	156	91	76	65	117	104	113	154	100	81	1,277	▲	1,277	
	Misdemeanor	2017	24	63	33	11	48	134	12	43	49	32	18	15	482	80%	482	
		2016	35	31	20	16	20	22	15	19	33	26	10	21	268	▲	268	
	Other Criminally Related Matters	2017	-	2	-	4	6	4	2	1	2	10	1	2	34	-6%	34	
		2016	3	4	2	2	4	2	3	7	5	2	2	-	36	36	▼	36
	Miscellaneous	2017	83	66	85	54	49	36	50	41	48	81	90	76	759	10%	759	
		2016	68	73	72	75	49	53	48	53	58	60	41	38	688	▲	688	
	Other	2017	-	2	-	-	4	15	4	1	1	1	-	1	29	53%	29	
		2016	2	4	-	2	-	2	4	1	1	2	-	1	19	19	▲	19

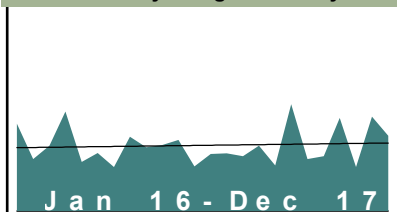
January 2016 -- December 2017 Filings

Dashboard

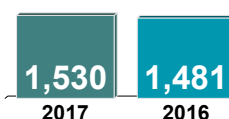
Court: Prince Edward Circuit
 Start/End Date: Jan-16 / Dec-17
 2016 Average Month: 123
 Jan-Dec 2016: 1,481
 Filings Trending: ▲

Circuit/Court ID: 10
 210147
 Type of Case: Filings
 2017 Average Month: 128
 Jan-Dec 2017 : 1,530
 Overall AVG. Month: 125

Monthly Filings Summary



Jan --- Dec Filings



Filings by Division

		Jan	Feb	Mar	Apr	May	Jun	Jul	Aug	Sep	Oct	Nov	Dec	Thru Dec	% Change	Total
Total	2017	109	110	105	125	87	204	99	105	178	84	180	144	1,530	3%	1,530
	2016	167	99	125	190	94	111	84	142	122	126	136	85	1,481	▲	1,481
Civil	2017	10	13	20	13	20	17	14	9	15	10	15	8	164	1%	164
	2016	19	11	13	8	12	11	12	21	14	10	17	14	162	▲	162
Criminal	2017	48	61	56	81	26	147	59	61	122	45	118	106	930	3%	930
	2016	94	43	75	145	57	71	34	101	85	67	89	42	903	▲	903
Miscellaneous	2017	51	36	29	30	39	39	24	35	41	28	45	30	427	3%	427
	2016	54	45	36	37	25	29	36	20	23	49	30	29	413	▲	413
Other	2017	-	-	-	1	2	1	2	-	-	1	2	-	9	200%	9
	2016	-	-	1	-	-	-	2	-	-	-	-	-	3	▲	3

Filings by Division & Case Category

			Jan	Feb	Mar	Apr	May	Jun	Jul	Aug	Sep	Oct	Nov	Dec	Thru Dec	% Change	Total
Civil	Administrative Law	2017	-	-	-	-	-	-	-	-	-	1	-	-	1	1	1
		2016	-	-	-	-	-	-	-	-	-	-	-	-	0	↔	0
	Contested Divorce	2017	1	2	1	2	2	3	5	1	-	1	2	2	22	0%	22
		2016	5	3	3	1	3	1	-	2	-	2	2	-	22	↔	22
	Domestic and Family - Level 1	2017	-	2	-	1	2	2	1	-	-	1	4	-	13	-50%	13
		2016	-	-	-	1	-	-	-	5	8	3	3	6	26	▼	26
	Domestic and Family - Level 2	2017	-	2	3	-	-	-	-	-	4	1	-	6	16	220%	16
		2016	2	-	1	-	1	-	-	-	-	-	1	-	5	▲	5
	General Civil - Level 1	2017	-	-	1	1	-	2	-	-	-	-	-	-	4	100%	4
		2016	-	-	-	-	-	2	-	-	-	-	-	-	2	▲	2
	General Civil - Level 2	2017	2	1	7	3	4	3	1	3	7	3	5	-	39	26%	39
		2016	3	2	2	1	6	3	4	4	-	1	1	4	31	▲	31
	General Civil - Level 3	2017	3	1	2	2	7	1	1	1	2	2	-	-	22	0%	22
		2016	1	1	1	-	-	2	2	-	5	3	4	3	22	↔	22
	Probates/Wills & Trusts - Level 1	2017	-	-	1	-	-	-	-	-	-	-	-	-	1	1	1
	2016	-	-	-	-	-	-	-	-	-	-	-	-	0	↔	0	
Probates/Wills & Trusts - Level 2	2017	-	-	1	3	2	-	2	-	-	-	-	-	8	-27%	8	
	2016	2	1	-	1	-	1	-	5	-	-	-	1	11	▼	11	
Protective Orders	2017	-	2	-	-	-	1	-	-	-	-	1	1	-	5	25%	5
	2016	-	-	-	-	-	-	-	3	-	-	-	1	-	4	▲	4
Uncontested Divorce	2017	4	3	4	1	3	5	4	4	4	2	-	3	-	33	-15%	33
	2016	6	4	6	4	2	4	4	2	1	1	5	-	39	▼	39	
Criminal	Felonies and Related Matters	2017	43	41	44	56	18	114	43	40	94	34	91	80	698	2%	698
		2016	78	22	44	127	43	53	23	72	68	58	66	27	681	▲	681
	Misdemeanor	2017	5	20	12	24	8	31	13	18	24	8	25	25	213	10%	213
		2016	12	21	26	18	11	13	11	25	16	9	21	11	194	▲	194
	Other Criminally Related Matters	2017	-	-	-	1	-	2	3	3	4	3	2	1	19	-32%	19
		2016	4	-	5	-	3	5	-	4	1	-	2	4	28	▼	28
	Miscellaneous	2017	51	36	29	30	39	39	24	35	41	28	45	30	427	3%	427
		2016	54	45	36	37	25	29	36	20	23	49	30	29	413	▲	413
	Other	2017	-	-	-	1	2	1	2	-	-	1	2	-	9	200%	9
		2016	-	-	1	-	-	-	2	-	-	-	-	-	3	▲	3

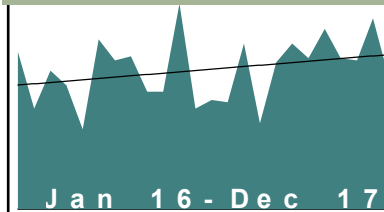
January 2016 -- December 2017 Filings

Dashboard

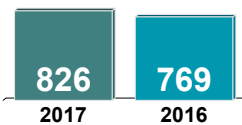
Court: Amelia Circuit
 Start/End Date: Jan-16 / Dec-17
 2016 Average Month: 64
 Jan-Dec 2016: 769
 Filings Trending: ▲

Circuit/Court ID: 11
 211007
 Type of Case: Filings
 2017 Average Month: 69
 Jan-Dec 2017 : 826
 Overall AVG. Month: 66

Monthly Filings Summary



Jan --- Dec Filings



Filings by Division

		Jan	Feb	Mar	Apr	May	Jun	Jul	Aug	Sep	Oct	Nov	Dec	Thru Dec	% Change	Total
Total	2017	52	51	79	41	70	79	72	86	72	71	91	62	826	7%	826
	2016	75	48	66	59	38	81	71	73	56	56	98	48	769	▲	769
Civil	2017	10	8	10	2	8	11	9	15	8	9	13	7	110	51%	110
	2016	3	4	4	2	4	10	8	8	6	8	8	8	73	▲	73
Criminal	2017	13	12	25	10	32	29	22	16	20	16	24	16	235	-14%	235
	2016	28	11	25	23	11	39	23	33	11	12	43	15	274	▼	274
Miscellaneous	2017	29	30	40	29	26	38	39	54	43	46	54	39	467	18%	467
	2016	44	32	36	32	18	28	40	28	39	28	47	25	397	▲	397
Other	2017	-	1	4	-	4	1	2	1	1	-	-	-	14	-44%	14
	2016	-	1	1	2	5	4	-	4	-	8	-	-	25	▼	25

Filings by Division & Case Category

			Jan	Feb	Mar	Apr	May	Jun	Jul	Aug	Sep	Oct	Nov	Dec	Thru Dec	% Change	Total
Civil	Contested Divorce	2017	1	3	-	-	1	-	-	2	1	2	-	2	12	-8%	12
		2016	-	1	1	1	1	2	-	2	1	3	1	-	13	▼	13
	Domestic and Family - Level 1	2017	-	-	1	-	4	4	-	6	1	2	3	1	22	120%	22
		2016	3	-	-	-	1	3	-	1	1	1	-	-	10	▲	10
	Domestic and Family - Level 2	2017	-	-	-	-	-	-	1	-	-	-	4	-	5	400%	5
		2016	-	-	-	-	-	-	-	-	-	-	-	1	1	▲	1
	General Civil - Level 2	2017	3	1	2	-	1	3	1	1	-	1	3	-	16	33%	16
		2016	-	-	2	-	-	1	2	2	3	-	1	1	12	▲	12
	General Civil - Level 3	2017	4	-	1	-	-	2	2	1	3	3	1	-	17	467%	17
		2016	-	-	-	-	-	-	-	1	-	1	1	-	3	▲	3
Probates/Wills & Trusts - Level 2	2017	-	1	-	-	1	-	3	-	-	-	-	-	5	400%	5	
	2016	-	-	1	-	-	-	-	-	-	-	-	-	1	▲	1	
Protective Orders	2017	-	-	-	-	-	-	-	-	-	-	-	-	0	-100%	0	
	2016	-	-	-	-	-	-	1	-	-	-	-	-	1	▼	1	
Uncontested Divorce	2017	2	3	6	2	1	2	2	5	3	1	2	4	33	3%	33	
	2016	-	3	-	1	2	4	5	2	1	3	5	6	32	▲	32	
Criminal	Felonies and Related Matters	2017	8	9	14	7	21	17	14	7	14	7	8	9	135	-23%	135
		2016	17	6	14	13	3	32	15	22	6	12	27	8	175	▼	175
	Misdemeanor	2017	5	2	6	2	7	9	5	6	2	6	12	4	66	-16%	66
		2016	10	2	10	10	5	6	6	6	4	-	13	7	79	▼	79
	Other Criminally Related Matters	2017	-	1	5	1	4	3	3	3	4	3	4	3	34	70%	34
		2016	1	3	1	-	3	1	2	5	1	-	3	-	20	▲	20
Miscellaneous		2017	29	30	40	29	26	38	39	54	43	46	54	39	467	18%	467
		2016	44	32	36	32	18	28	40	28	39	28	47	25	397	▲	397
Other		2017	-	1	4	-	4	1	2	1	1	-	-	-	14	-44%	14
		2016	-	1	1	2	5	4	-	4	-	8	-	-	25	▼	25


January 2016 -- December 2017 Filings

Dashboard

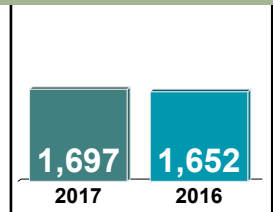
Court: Dinwiddie Circuit
 Start/End Date: Jan-16 / Dec-17
 2016 Average Month: 138
 Jan-Dec 2016: 1,652
 Filings Trending: ▲

Circuit/Court ID: 11
 211053
 Type of Case: Filings
 2017 Average Month: 141
 Jan-Dec 2017 : 1,697
 Overall AVG. Month: 140

Monthly Filings Summary



Jan --- Dec Filings



Filings by Division

		Jan	Feb	Mar	Apr	May	Jun	Jul	Aug	Sep	Oct	Nov	Dec	Thru Dec	% Change	Total
Total	2017	156	189	150	117	109	140	109	148	146	176	134	123	1,697	3%	1,697
	2016	128	148	179	124	91	99	144	141	193	116	142	147	1,652	▲	1,652
Civil	2017	30	22	20	11	16	20	15	22	26	30	18	21	251	-23%	251
	2016	22	29	27	21	23	21	58	49	29	18	11	17	325	▼	325
Criminal	2017	62	107	61	59	50	69	54	61	75	97	47	32	774	20%	774
	2016	39	50	63	52	31	51	36	41	99	41	75	69	647	▲	647
Miscellaneous	2017	64	59	69	47	42	51	39	65	45	49	67	70	667	-1%	667
	2016	67	69	89	51	37	26	50	51	64	55	56	60	675	▼	675
Other	2017	-	1	-	-	1	-	1	-	-	-	2	-	5	0%	5
	2016	-	-	-	-	-	1	-	-	1	2	-	1	5	↔	5

Filings by Division & Case Category

		Jan	Feb	Mar	Apr	May	Jun	Jul	Aug	Sep	Oct	Nov	Dec	Thru Dec	% Change	Total
Civil	Administrative Law	2017	-	-	-	-	-	2	-	1	-	-	1	4	-60%	4
		2016	-	-	1	-	-	1	3	1	-	1	3	10	▼	10
	Contested Divorce	2017	3	2	2	1	1	3	1	1	2	2	2	20	-39%	20
		2016	3	3	2	4	3	4	3	2	5	1	2	33	▼	33
	Domestic and Family - Level 1	2017	-	3	4	1	5	2	6	4	2	4	7	40	-27%	40
		2016	-	6	10	6	-	1	15	11	1	-	1	55	▼	55
	Domestic and Family - Level 2	2017	2	-	1	-	-	-	2	4	3	1	-	13	-77%	13
		2016	2	-	-	1	1	1	39	5	2	3	-	56	▼	56
	General Civil - Level 1	2017	-	-	1	-	-	-	-	-	-	-	-	1	-83%	1
		2016	-	3	1	1	-	1	-	-	-	-	-	6	▼	6
	General Civil - Level 2	2017	2	1	2	4	2	3	-	1	3	5	2	26	-33%	26
		2016	1	3	7	3	8	2	6	1	2	2	2	39	▼	39
	General Civil - Level 3	2017	18	7	4	2	5	5	7	6	4	10	7	80	43%	80
		2016	9	4	1	3	3	7	4	10	7	4	1	56	▲	56
Criminal	Probates/Wills & Trusts - Level 1	2017	-	-	-	-	-	-	-	-	-	-	-	0	-100%	0
		2016	-	-	-	-	-	-	-	-	-	-	1	1	▼	1
	Probates/Wills & Trusts - Level 2	2017	1	2	2	1	-	1	-	2	1	3	3	16	433%	16
		2016	1	-	-	1	-	-	1	-	-	-	-	3	▲	3
	Uncontested Divorce	2017	4	7	4	2	3	6	3	4	7	5	1	51	-23%	51
		2016	6	10	5	2	8	6	4	7	2	7	4	66	▼	66
	Felonies and Related Matters	2017	45	96	31	35	28	49	37	30	51	63	29	506	24%	506
		2016	30	30	38	30	14	24	19	21	79	20	52	409	▲	409
	Misdemeanor	2017	14	8	23	18	18	14	11	23	18	28	17	207	2%	207
		2016	8	19	22	20	14	20	16	13	19	16	20	202	▲	202
Miscellaneous	Other Criminally Related Matters	2017	3	3	7	6	4	6	6	8	6	1	5	61	69%	61
		2016	1	1	3	2	3	7	1	7	1	5	3	36	▲	36
Other		2017	64	59	69	47	42	51	39	65	45	49	67	667	-1%	667
		2016	67	69	89	51	37	26	50	51	64	55	56	675	▼	675

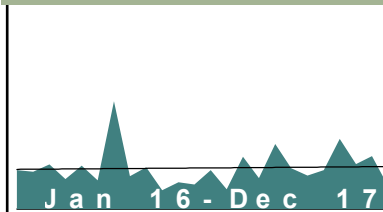
January 2016 -- December 2017 Filings

Dashboard

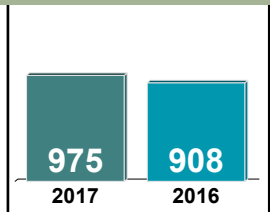
Court: Nottoway Circuit
 Start/End Date: Jan-16 / Dec-17
 2016 Average Month: 76
 Jan-Dec 2016: 908
 Filings Trending: ▲

Circuit/Court ID: 11
 211135
 Type of Case: Filings
 2017 Average Month: 81
 Jan-Dec 2017 : 975
 Overall AVG. Month: 78

Monthly Filings Summary



Jan --- Dec Filings



Filings by Division

		Jan	Feb	Mar	Apr	May	Jun	Jul	Aug	Sep	Oct	Nov	Dec	Thru Dec	% Change	Total
Total	2017	74	38	100	59	124	78	64	74	134	86	101	43	975	7%	975
	2016	74	71	85	57	83	55	206	63	80	36	51	47	908	▲	908
Civil	2017	8	14	16	15	8	12	16	20	13	18	10	7	157	28%	157
	2016	4	13	11	17	3	10	10	21	9	8	5	12	123	▲	123
Criminal	2017	40	8	49	14	89	40	27	25	94	40	55	9	490	10%	490
	2016	20	15	39	14	59	29	162	22	38	10	17	19	444	▲	444
Miscellaneous	2017	25	16	33	30	25	25	21	28	26	28	36	27	320	-3%	320
	2016	50	43	33	25	21	15	30	18	33	18	29	16	331	▼	331
Other	2017	1	-	2	-	2	1	-	1	1	-	-	-	8	-20%	8
	2016	-	-	2	1	-	1	4	2	-	-	-	-	10	▼	10

Filings by Division & Case Category

			Jan	Feb	Mar	Apr	May	Jun	Jul	Aug	Sep	Oct	Nov	Dec	Thru Dec	% Change	Total
Civil	Administrative Law	2017	-	-	-	-	-	-	-	-	-	-	1	-	1	-67%	1
		2016	-	-	-	-	-	-	1	-	2	-	-	-	3	▼	3
	Contested Divorce	2017	-	2	1	1	-	-	-	3	-	1	1	-	9	-25%	9
		2016	-	1	-	2	-	-	3	2	1	-	1	2	12	▼	12
	Domestic and Family - Level 1	2017	1	1	1	1	2	-	-	1	-	2	-	1	10	-9%	10
		2016	1	-	-	3	-	-	-	-	-	2	1	4	11	▼	11
	Domestic and Family - Level 2	2017	-	-	1	1	-	-	2	1	2	-	-	-	7	133%	7
		2016	-	-	-	3	-	-	-	-	-	-	-	-	3	▲	3
	General Civil - Level 1	2017	-	-	-	-	-	-	-	-	-	-	-	-	0	-100%	0
		2016	-	-	-	-	-	-	-	1	-	1	-	-	2	▼	2
	General Civil - Level 2	2017	1	5	4	5	-	-	1	1	2	3	1	-	23	-12%	23
		2016	1	1	3	5	1	4	2	2	2	-	1	4	26	▼	26
	General Civil - Level 3	2017	4	1	3	2	3	9	8	7	5	5	3	4	54	35%	54
		2016	-	4	5	2	1	5	4	12	3	3	1	-	40	▲	40
Probates/Wills & Trusts - Level 2	2017	1	1	3	4	-	-	2	1	1	6	2	1	22	214%	22	
	2016	-	3	-	-	1	-	-	1	-	-	1	1	7	▲	7	
Protective Orders	2017	-	-	-	-	-	-	-	1	-	-	-	-	1	0%	1	
	2016	-	-	1	-	-	-	-	-	-	-	-	-	1	↔	1	
Uncontested Divorce	2017	1	4	3	1	3	3	3	5	3	1	2	1	30	67%	30	
	2016	2	4	2	2	-	1	-	3	1	2	-	1	18	▲	18	
Criminal	Felonies and Related Matters	2017	30	7	42	7	71	28	19	10	79	27	32	3	355	62%	355
		2016	17	8	31	7	43	17	33	14	17	9	13	10	219	▲	219
	Misdemeanor	2017	10	-	7	4	16	10	7	13	11	11	20	4	113	-44%	113
		2016	2	4	7	5	13	11	128	4	15	1	2	8	200	▼	200
	Other Criminally Related Matters	2017	-	1	-	3	2	2	1	2	4	2	3	2	22	-12%	22
		2016	1	3	1	2	3	1	1	4	6	-	2	1	25	▼	25
	Miscellaneous	2017	25	16	33	30	25	25	21	28	26	28	36	27	320	-3%	320
		2016	50	43	33	25	21	15	30	18	33	18	29	16	331	▼	331
	Other	2017	1	-	2	-	2	1	-	1	1	-	-	-	8	-20%	8
		2016	-	-	2	1	-	1	4	2	-	-	-	-	10	▼	10


January 2016 -- December 2017 Filings

Dashboard

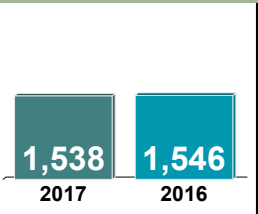
Court: Powhatan Circuit
 Start/End Date: Jan-16 / Dec-17
 2016 Average Month: 129
 Jan-Dec 2016: 1,546
 Filings Trending: ↔

Circuit/Court ID: 11
 211145
 Type of Case: Filings
 2017 Average Month: 128
 Jan-Dec 2017 : 1,538
 Overall AVG. Month: 129

Monthly Filings Summary



Jan --- Dec Filings



Filings by Division

		Jan	Feb	Mar	Apr	May	Jun	Jul	Aug	Sep	Oct	Nov	Dec	Thru Dec	% Change	Total
Total	2017	131	125	143	99	90	107	102	125	111	121	168	216	1,538	-1%	1,538
	2016	149	157	150	155	114	99	92	143	106	142	109	130	1,546	▼	1,546
Civil	2017	28	28	20	13	20	16	20	17	18	14	21	23	238	-9%	238
	2016	17	14	31	14	27	26	18	24	25	32	17	16	261	▼	261
Criminal	2017	15	32	28	17	10	21	22	14	25	26	39	94	343	10%	343
	2016	24	24	13	45	35	19	16	41	19	26	21	30	313	▲	313
Miscellaneous	2017	88	65	95	69	60	69	59	94	68	80	107	99	953	-2%	953
	2016	108	117	106	96	52	54	58	78	62	82	71	84	968	▼	968
Other	2017	-	-	-	-	-	1	1	-	-	1	1	-	4	0%	4
	2016	-	2	-	-	-	-	-	-	-	2	-	-	4	↔	4

Filings by Division & Case Category

		Jan	Feb	Mar	Apr	May	Jun	Jul	Aug	Sep	Oct	Nov	Dec	Thru Dec	% Change	Total
Civil	Administrative Law	2017	-	1	-	-	-	-	-	-	-	-	1	2	100%	2
		2016	1	-	-	-	-	-	-	-	-	-	-	1	▲	1
	Contested Divorce	2017	3	1	5	1	-	4	2	4	1	4	3	28	-20%	28
		2016	2	2	4	2	4	2	4	2	3	2	5	35	▼	35
	Domestic and Family - Level 1	2017	7	1	2	-	7	2	3	2	3	2	1	32	-45%	32
		2016	1	2	14	3	3	4	7	6	5	7	6	58	▼	58
	Domestic and Family - Level 2	2017	1	1	4	2	-	-	1	1	-	1	3	14	180%	14
		2016	-	-	1	-	-	1	1	2	-	-	-	5	▲	5
	General Civil - Level 1	2017	-	1	-	-	-	-	-	-	-	-	-	1	-50%	1
		2016	-	-	-	-	-	-	-	1	-	1	-	2	▼	2
	General Civil - Level 2	2017	-	9	1	3	3	6	2	4	-	5	6	44	-10%	44
		2016	3	2	2	3	5	11	4	8	2	2	3	49	▼	49
	General Civil - Level 3	2017	10	7	3	2	2	2	3	1	2	2	-	36	0%	36
		2016	6	1	-	2	-	3	-	3	16	3	-	36	↔	36
Criminal	Probates/Wills & Trusts - Level 1	2017	-	-	-	-	-	-	-	-	-	-	-	0	-100%	0
		2016	-	-	-	-	1	-	1	-	1	-	-	3	▼	3
	Probates/Wills & Trusts - Level 2	2017	-	-	1	-	-	1	1	1	-	1	-	5	-44%	5
		2016	1	-	1	1	3	-	-	-	1	1	1	9	▼	9
	Protective Orders	2017	-	-	-	1	-	1	-	-	-	-	-	2	-50%	2
		2016	-	-	1	-	2	1	-	-	-	-	-	4	▼	4
	Uncontested Divorce	2017	7	7	4	5	7	6	5	5	8	6	9	74	25%	74
		2016	3	7	8	3	9	4	3	7	3	3	2	59	▲	59
	Felonies and Related Matters	2017	11	28	20	16	4	17	12	11	19	18	28	242	13%	242
		2016	22	19	3	34	28	14	11	24	12	18	11	215	▲	215
Miscellaneous	Misdemeanor	2017	2	3	7	1	5	4	6	3	5	7	3	77	40%	77
		2016	2	2	7	6	5	1	2	8	4	7	5	55	▲	55
	Other Criminally Related Matters	2017	2	1	1	-	1	-	4	-	1	1	8	24	-44%	24
		2016	-	3	3	5	2	4	3	9	3	1	5	43	▼	43
Other	Miscellaneous	2017	88	65	95	69	60	69	94	68	80	107	99	953	-2%	953
		2016	108	117	106	96	52	54	78	62	82	71	84	968	▼	968
Other	Other	2017	-	-	-	-	-	1	1	-	-	1	1	4	0%	4
		2016	-	2	-	-	-	-	-	-	2	-	-	4	↔	4


January 2016 -- December 2017 Filings

Dashboard

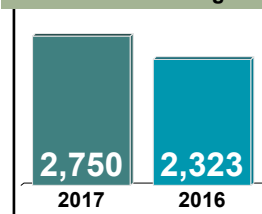
Court: Petersburg Circuit
 Start/End Date: Jan-16 / Dec-17
 2016 Average Month: 194
 Jan-Dec 2016: 2,323
 Filings Trending: ▲

Circuit/Court ID: 11
 211730
 Type of Case: Filings
 2017 Average Month: 229
 Jan-Dec 2017 : 2,750
 Overall AVG. Month: 211

Monthly Filings Summary



Jan --- Dec Filings



Filings by Division

		Jan	Feb	Mar	Apr	May	Jun	Jul	Aug	Sep	Oct	Nov	Dec	Thru Dec	% Change	Total
Total	2017	190	214	287	219	228	281	224	221	192	237	214	243	2,750	18%	2,750
	2016	162	244	220	205	185	203	201	203	158	171	163	208	2,323	▲	2,323
Civil	2017	32	42	47	40	38	33	29	40	38	44	25	29	437	-7%	437
	2016	56	38	54	38	33	39	34	32	35	38	29	43	469	▼	469
Criminal	2017	118	134	182	137	140	205	159	139	114	148	137	174	1,787	30%	1,787
	2016	79	145	116	124	123	122	131	120	91	102	92	127	1,372	▲	1,372
Miscellaneous	2017	39	38	58	41	44	36	36	42	39	42	46	39	500	6%	500
	2016	26	61	50	42	29	41	36	50	29	31	42	36	473	▲	473
Other	2017	1	-	-	1	6	7	-	-	1	3	6	1	26	189%	26
	2016	1	-	-	1	-	1	-	1	3	-	-	2	9	▲	9

Filings by Division & Case Category

		Jan	Feb	Mar	Apr	May	Jun	Jul	Aug	Sep	Oct	Nov	Dec	Thru Dec	% Change	Total
Civil	Administrative Law	2017	1	-	-	-	1	-	1	-	-	-	-	4	-60%	4
		2016	-	-	1	-	1	2	1	2	2	-	1	10	▼	10
	Contested Divorce	2017	2	4	6	1	1	3	2	5	2	1	1	29	-33%	29
		2016	1	3	10	3	5	5	1	4	4	1	1	43	▼	43
	Domestic and Family - Level 1	2017	2	12	1	5	3	2	7	3	4	10	3	55	17%	55
		2016	8	1	-	8	4	1	5	5	6	-	3	47	▲	47
	Domestic and Family - Level 2	2017	3	2	1	2	4	-	1	-	1	2	1	17	-45%	17
		2016	13	2	3	3	2	2	-	-	2	3	1	31	▼	31
	General Civil - Level 1	2017	-	-	1	-	2	1	-	1	-	2	1	10	0%	10
		2016	-	-	-	-	1	1	2	2	-	2	2	10	↔	10
	General Civil - Level 2	2017	7	12	13	13	12	8	9	16	19	15	9	145	-3%	145
		2016	11	14	20	16	9	12	16	13	10	13	7	150	▼	150
	General Civil - Level 3	2017	9	4	7	6	7	9	7	3	7	7	5	79	-11%	79
		2016	18	8	8	4	4	7	3	6	5	7	10	89	▼	89
Criminal	Probates/Wills & Trusts - Level 1	2017	-	-	-	-	1	1	-	-	-	-	-	2	-33%	2
		2016	-	1	-	-	-	-	-	-	-	-	1	3	▼	3
	Probates/Wills & Trusts - Level 2	2017	1	1	1	1	2	-	1	-	3	2	-	12	33%	12
		2016	1	-	1	-	1	1	2	-	1	1	-	9	▲	9
	Protective Orders	2017	-	-	-	-	1	-	-	-	1	-	-	2	-50%	2
		2016	-	-	-	-	-	1	-	-	1	-	1	4	▼	4
	Uncontested Divorce	2017	7	7	17	12	4	9	3	9	6	4	2	82	12%	82
		2016	4	9	11	4	6	7	1	4	6	7	2	73	▲	73
	Capital Murder	2017	-	-	-	-	-	3	-	-	-	-	-	3	-50%	3
		2016	-	-	-	-	-	6	-	-	-	-	-	6	▼	6
	Felonies and Related Matters	2017	70	80	124	89	101	137	101	91	73	88	72	1,110	34%	1,110
		2016	53	95	78	64	72	69	77	81	52	76	47	828	▲	828
	Misdemeanor	2017	28	42	29	23	27	51	19	32	24	25	16	363	19%	363
		2016	19	25	17	30	34	26	28	26	22	20	23	306	▲	306
	Other Criminally Related Matters	2017	20	12	29	25	12	17	36	16	17	35	49	311	34%	311
		2016	7	25	21	30	17	27	20	13	17	6	22	232	▲	232
Miscellaneous		2017	39	38	58	41	44	36	36	42	39	42	46	500	6%	500
		2016	26	61	50	42	29	41	36	50	29	31	42	473	▲	473
Other		2017	1	-	-	1	6	7	-	-	1	3	6	26	189%	26
		2016	1	-	-	1	-	1	-	1	3	-	-	9	▲	9


January 2016 -- December 2017 Filings

Dashboard

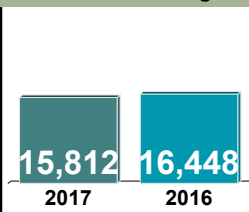
Court: Chesterfield Circuit
Start/End Date: Jan-16 / Dec-17
2016 Average Month: 1,371
Jan-Dec 2016: 16,448
Filings Trending: ▼

Circuit/Court ID: 12
212041
Type of Case: Filings
2017 Average Month: 1,318
Jan-Dec 2017 : 15,812
Overall AVG. Month: 1,344

Monthly Filings Summary



Jan --- Dec Filings



Filings by Division

		Jan	Feb	Mar	Apr	May	Jun	Jul	Aug	Sep	Oct	Nov	Dec	Thru Dec	% Change	Total
Total	2017	1,212	1,318	1,646	1,215	1,237	1,238	1,185	1,353	1,472	1,180	1,513	1,243	15,812	-4%	15,812
	2016	1,563	1,543	1,896	1,246	1,412	1,280	1,366	1,288	1,337	1,002	1,407	1,108	16,448	▼	16,448
Civil	2017	184	205	247	207	208	208	173	217	223	200	196	166	2,434	-7%	2,434
	2016	186	227	269	228	204	270	189	222	247	202	202	167	2,613	▼	2,613
Criminal	2017	473	590	740	461	616	562	576	591	714	455	474	426	6,678	2%	6,678
	2016	545	479	696	525	628	558	549	477	576	415	614	487	6,549	▲	6,549
Miscellaneous	2017	522	488	614	522	363	429	407	509	501	480	817	614	6,266	-9%	6,266
	2016	782	810	906	460	553	417	581	551	478	354	562	430	6,884	▼	6,884
Other	2017	33	35	45	25	50	39	29	36	34	45	26	37	434	8%	434
	2016	50	27	25	33	27	35	47	38	36	31	29	24	402	▲	402

Filings by Division & Case Category

			Jan	Feb	Mar	Apr	May	Jun	Jul	Aug	Sep	Oct	Nov	Dec	Thru Dec	% Change	Total
Civil	Administrative Law	2017	3	-	-	4	1	7	2	-	2	4	5	1	29	45%	29
		2016	3	3	1	1	-	-	2	3	3	3	1	-	20	▲	20
	Contested Divorce	2017	28	43	41	21	35	28	19	34	29	26	25	26	355	3%	355
		2016	15	34	42	39	37	25	27	20	38	25	30	14	346	▲	346
	Domestic and Family - Level 1	2017	15	16	45	33	23	24	19	38	23	21	15	14	286	-19%	286
		2016	31	21	31	30	18	32	28	26	38	41	23	33	352	▼	352
	Domestic and Family - Level 2	2017	10	17	8	6	12	14	9	5	6	9	4	7	107	-4%	107
		2016	7	4	6	13	10	13	9	11	9	6	13	11	112	▼	112
	General Civil - Level 1	2017	4	1	1	1	2	-	2	-	2	-	2	2	17	13%	17
		2016	-	3	2	4	-	2	-	1	1	-	-	2	15	▲	15
	General Civil - Level 2	2017	42	42	59	47	35	57	45	58	62	50	48	48	593	9%	593
		2016	39	62	68	39	45	44	42	47	45	41	46	27	545	▲	545
	General Civil - Level 3	2017	18	15	15	17	22	6	16	12	20	10	26	9	186	-32%	186
		2016	17	18	18	24	19	68	17	27	19	11	22	14	274	▼	274
Probates/Wills & Trusts - Level 1	2017	1	-	1	2	-	3	-	-	-	1	-	1	9	13%	9	
	2016	1	1	-	-	2	-	1	-	1	-	1	1	8	▲	8	
Probates/Wills & Trusts - Level 2	2017	4	7	8	13	6	12	6	6	3	9	5	9	88	35%	88	
	2016	4	2	12	4	9	4	2	6	9	5	1	7	65	▲	65	
Protective Orders	2017	1	1	1	-	1	-	-	-	1	-	2	-	7	-46%	7	
	2016	-	-	3	2	-	1	1	2	2	1	-	1	13	▼	13	
Uncontested Divorce	2017	58	63	68	63	71	57	55	64	75	70	64	49	757	-12%	757	
	2016	69	79	86	72	64	81	60	79	82	69	65	57	863	▼	863	
Criminal	Capital Murder	2017	1	-	-	-	-	-	-	-	1	-	-	-	2	2	2
		2016	-	-	-	-	-	-	-	-	-	-	-	-	0	↔	0
	Felonies and Related Matters	2017	303	394	488	345	427	356	417	346	525	304	323	246	4,474	2%	4,474
		2016	379	337	436	372	437	343	371	309	378	291	420	319	4,392	▲	4,392
	Misdemeanor	2017	148	148	217	99	154	167	119	201	153	104	114	146	1,770	1%	1,770
		2016	138	103	228	121	151	166	145	140	154	101	163	139	1,749	▲	1,749
	Other Criminally Related Matters	2017	21	48	35	17	35	39	40	44	35	47	37	34	432	6%	432
		2016	28	39	32	32	40	49	33	28	44	23	31	29	408	▲	408
	Miscellaneous	2017	522	488	614	522	363	429	407	509	501	480	817	614	6,266	-9%	6,266
		2016	782	810	906	460	553	417	581	551	478	354	562	430	6,884	▼	6,884
Other	2017	33	35	45	25	50	39	29	36	34	45	26	37	434	8%	434	
	2016	50	27	25	33	27	35	47	38	36	31	29	24	402	▲	402	


January 2016 -- December 2017 Filings

Dashboard

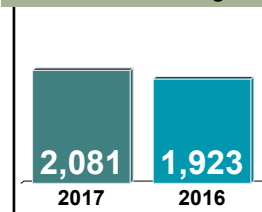
Court: Colonial Heights Circuit
Start/End Date: Jan-16 / Dec-17
2016 Average Month: 160
Jan-Dec 2016: 1,923
Filings Trending: ▲

Circuit/Court ID: 12
212570
Type of Case: Filings
2017 Average Month: 173
Jan-Dec 2017 : 2,081
Overall AVG. Month: 167

Monthly Filings Summary



Jan --- Dec Filings



Filings by Division

		Jan	Feb	Mar	Apr	May	Jun	Jul	Aug	Sep	Oct	Nov	Dec	Thru Dec	% Change	Total
Total	2017	127	160	214	143	163	169	212	179	175	138	191	210	2,081	8%	2,081
	2016	129	207	176	176	174	116	204	158	139	176	132	136	1,923	▲	1,923
Civil	2017	15	25	22	18	13	16	20	20	20	12	9	16	206	14%	206
	2016	9	17	20	18	20	12	15	14	9	13	18	16	181	▲	181
Criminal	2017	75	90	137	91	112	98	147	115	110	80	137	135	1,327	7%	1,327
	2016	74	126	101	121	120	63	153	100	94	131	68	87	1,238	▲	1,238
Miscellaneous	2017	28	35	48	21	26	51	28	31	34	35	33	39	409	-4%	409
	2016	38	58	48	33	31	34	33	37	27	23	38	26	426	▼	426
Other	2017	9	10	7	13	12	4	17	13	11	11	12	20	139	78%	139
	2016	8	6	7	4	3	7	3	7	9	9	8	7	78	▲	78

Filings by Division & Case Category

			Jan	Feb	Mar	Apr	May	Jun	Jul	Aug	Sep	Oct	Nov	Dec	Thru Dec	% Change	Total
Civil	Administrative Law	2017	-	-	-	1	-	1	-	2	-	-	-	-	4	-20%	4
		2016	-	-	2	-	-	1	-	1	-	-	-	1	5	▼	5
	Contested Divorce	2017	-	2	6	1	-	4	3	1	3	1	1	-	22	-15%	22
		2016	2	2	5	-	4	-	1	1	4	2	4	1	26	▼	26
	Domestic and Family - Level 1	2017	1	6	2	2	-	2	4	1	2	1	-	1	22	10%	22
		2016	1	4	-	1	2	2	3	2	-	1	1	3	20	▲	20
	Domestic and Family - Level 2	2017	1	-	2	-	-	-	1	4	2	-	-	1	11	83%	11
		2016	-	-	-	1	1	1	2	-	-	1	-	-	6	▲	6
	General Civil - Level 1	2017	-	-	-	-	1	-	-	-	-	-	-	-	2	100%	2
		2016	-	-	-	-	-	1	-	-	-	-	-	-	1	▲	1
	General Civil - Level 2	2017	6	5	2	2	5	-	4	4	2	1	3	1	35	35%	35
		2016	1	1	1	4	3	2	1	3	2	3	2	3	26	▲	26
	General Civil - Level 3	2017	2	6	4	1	1	2	4	2	3	5	1	3	34	70%	34
		2016	2	3	2	1	2	-	1	4	-	2	2	1	20	▲	20
	Probates/Wills & Trusts - Level 1	2017	-	-	-	-	-	-	-	-	-	-	-	-	0	-100%	0
		2016	-	-	1	-	-	-	-	-	-	-	-	-	1	▼	1
Probates/Wills & Trusts - Level 2	2017	2	1	-	1	1	-	-	-	1	2	-	1	9	50%	9	
	2016	-	-	-	2	-	1	-	1	-	-	-	2	6	▲	6	
Protective Orders	2017	-	-	-	-	-	1	1	-	-	-	-	1	3	0%	3	
	2016	-	-	-	2	1	-	-	-	-	-	-	-	3	↔	3	
Uncontested Divorce	2017	3	5	6	10	5	6	3	6	7	2	4	7	64	-4%	64	
	2016	3	7	9	7	7	4	7	2	3	4	9	5	67	▼	67	
Criminal	Felonies and Related Matters	2017	52	59	77	55	49	67	94	70	80	62	83	103	851	15%	851
		2016	42	94	54	81	53	35	95	61	46	97	31	53	742	▲	742
	Misdemeanor	2017	22	24	51	29	49	25	47	40	23	13	46	20	389	-8%	389
		2016	22	28	42	35	58	25	51	32	43	29	32	27	424	▼	424
	Other Criminally Related Matters	2017	1	7	9	7	14	6	6	5	7	5	8	12	87	21%	87
		2016	10	4	5	5	9	3	7	7	5	5	5	7	72	▲	72
	Miscellaneous	2017	28	35	48	21	26	51	28	31	34	35	33	39	409	-4%	409
		2016	38	58	48	33	31	34	33	37	27	23	38	26	426	▼	426
	Other	2017	9	10	7	13	12	4	17	13	11	11	12	20	139	78%	139
		2016	8	6	7	4	3	7	3	7	9	9	8	7	78	▲	78

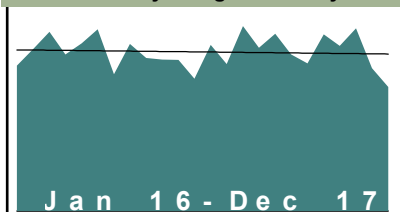
January 2016 -- December 2017 Filings

Dashboard

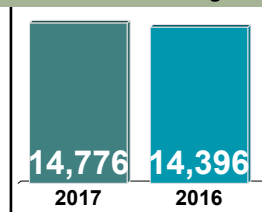
Court: Richmond Circuit
 Start/End Date: Jan-16 / Dec-17
 2016 Average Month: 1,200
 Jan-Dec 2016: 14,396
 Filings Trending: ▲

Circuit/Court ID: 13
 213760
 Type of Case: Filings
 2017 Average Month: 1,231
 Jan-Dec 2017 : 14,776
 Overall AVG. Month: 1,216

Monthly Filings Summary



Jan --- Dec Filings



Filings by Division

		Jan	Feb	Mar	Apr	May	Jun	Jul	Aug	Sep	Oct	Nov	Dec	Thru Dec	% Change	Total
Total	2017	1,269	1,122	1,413	1,247	1,354	1,197	1,128	1,349	1,261	1,397	1,091	948	14,776	3%	14,776
	2016	1,110	1,237	1,369	1,196	1,281	1,389	1,044	1,277	1,169	1,158	1,155	1,011	14,396	▲	14,396
Civil	2017	245	232	295	293	272	238	282	304	267	287	313	264	3,292	9%	3,292
	2016	180	277	333	242	295	250	240	249	252	233	249	222	3,022	▲	3,022
Criminal	2017	517	447	634	442	496	494	425	544	454	645	377	305	5,780	-9%	5,780
	2016	550	504	557	549	573	708	414	592	497	526	510	383	6,363	▼	6,363
Miscellaneous	2017	242	254	291	276	318	222	225	278	301	255	258	241	3,161	5%	3,161
	2016	221	290	308	261	248	253	222	271	230	240	236	231	3,011	▲	3,011
Other	2017	265	189	193	236	268	243	196	223	239	210	143	138	2,543	27%	2,543
	2016	159	166	171	144	165	178	168	165	190	159	160	175	2,000	▲	2,000

Filings by Division & Case Category

			Jan	Feb	Mar	Apr	May	Jun	Jul	Aug	Sep	Oct	Nov	Dec	Thru Dec	% Change	Total
Civil	Administrative Law	2017	2	4	6	4	5	3	2	7	5	7	3	1	49	-2%	49
		2016	2	1	1	1	8	2	3	5	5	7	6	9	50	▼	50
	Contested Divorce	2017	16	10	19	14	10	16	20	12	13	22	14	16	182	-14%	182
		2016	11	25	27	15	19	14	19	24	20	13	13	12	212	▼	212
	Domestic and Family - Level 1	2017	7	16	9	34	5	5	15	21	18	13	8	16	167	-20%	167
		2016	2	19	38	17	19	22	10	15	13	12	25	16	208	▼	208
	Domestic and Family - Level 2	2017	19	21	24	20	16	27	16	30	13	14	19	13	232	25%	232
		2016	10	19	17	11	22	12	17	15	11	18	12	21	185	▲	185
	General Civil - Level 1	2017	2	5	3	7	6	9	4	2	5	5	7	6	61	3%	61
		2016	3	5	3	2	5	5	5	9	9	1	7	5	59	▲	59
	General Civil - Level 2	2017	104	100	131	98	117	96	109	122	111	116	167	111	1,382	6%	1,382
		2016	88	110	143	100	132	112	99	85	113	105	111	103	1,301	▲	1,301
	General Civil - Level 3	2017	47	42	55	67	68	42	64	66	57	65	64	68	705	58%	705
		2016	24	37	41	40	46	34	50	33	34	40	35	32	446	▲	446
Probates/Wills & Trusts - Level 1	2017	2	-	1	-	-	-	-	-	-	-	-	-	3	0%	3	
	2016	-	-	-	-	-	-	1	-	-	-	1	1	3	↔	3	
Probates/Wills & Trusts - Level 2	2017	18	8	11	11	10	11	12	9	14	12	7	6	129	-2%	129	
	2016	8	14	15	11	11	12	5	17	13	10	10	5	131	▼	131	
Uncontested Divorce	2017	28	26	36	38	35	29	40	35	31	33	24	27	382	-11%	382	
	2016	32	47	48	45	33	37	31	46	34	26	29	19	427	▼	427	
Criminal	Capital Murder	2017	-	1	1	-	-	1	-	-	-	1	-	-	4	-20%	4
		2016	1	2	-	2	-	-	-	-	-	-	-	-	5	▼	5
	Felonies and Related Matters	2017	407	333	521	372	408	402	356	455	369	540	324	258	4,745	2%	4,745
		2016	421	313	444	340	367	568	288	469	369	384	425	285	4,673	▲	4,673
	Misdemeanor	2017	101	92	87	61	75	72	63	69	53	87	42	44	846	-15%	846
		2016	109	86	62	85	115	92	79	82	83	89	57	51	990	▼	990
	Other Criminally Related Matters	2017	9	21	25	9	13	19	6	20	32	17	11	3	185	-73%	185
		2016	19	103	51	122	91	48	47	41	45	53	28	47	695	▼	695
	Miscellaneous	2017	242	254	291	276	318	222	225	278	301	255	258	241	3,161	5%	3,161
		2016	221	290	308	261	248	253	222	271	230	240	236	231	3,011	▲	3,011
	Other	2017	265	189	193	236	268	243	196	223	239	210	143	138	2,543	27%	2,543
		2016	159	166	171	144	165	178	168	165	190	159	160	175	2,000	▲	2,000


January 2016 -- December 2017 Filings

Dashboard

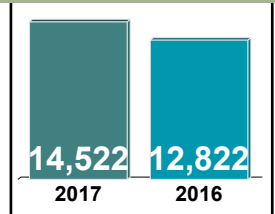
Court: Henrico Circuit
Start/End Date: Jan-16 / Dec-17
2016 Average Month: 1,069
Jan-Dec 2016: 12,822
Filings Trending: ▲

Circuit/Court ID: 14
214087
Type of Case: Filings
2017 Average Month: 1,210
Jan-Dec 2017 : 14,522
Overall AVG. Month: 1,139

Monthly Filings Summary



Jan --- Dec Filings



Filings by Division

		Jan	Feb	Mar	Apr	May	Jun	Jul	Aug	Sep	Oct	Nov	Dec	Thru Dec	% Change	Total
Total	2017	1,171	1,074	1,260	1,702	1,191	1,147	1,011	1,260	1,118	1,183	1,265	1,140	14,522	13%	14,522
	2016	1,004	1,134	1,256	1,145	1,043	1,050	1,129	1,098	1,042	950	1,018	953	12,822	▲	12,822
Civil	2017	197	190	217	162	194	229	178	221	201	226	175	175	2,365	-2%	2,365
	2016	147	239	269	216	212	180	195	226	213	193	164	159	2,413	▼	2,413
Criminal	2017	543	440	522	1,130	567	491	489	568	499	433	565	422	6,669	24%	6,669
	2016	380	395	511	517	467	454	486	437	473	399	434	413	5,366	▲	5,366
Miscellaneous	2017	396	420	477	357	373	381	291	398	361	430	471	466	4,821	3%	4,821
	2016	452	475	445	383	335	387	411	400	330	328	391	355	4,692	▲	4,692
Other	2017	35	24	44	53	57	46	53	73	57	94	54	77	667	90%	667
	2016	25	25	31	29	29	29	37	35	26	30	29	26	351	▲	351

Filings by Division & Case Category

		Jan	Feb	Mar	Apr	May	Jun	Jul	Aug	Sep	Oct	Nov	Dec	Thru Dec	% Change	Total
Civil	Administrative Law	2017	2	-	3	1	1	-	1	1	1	-	-	10	-23%	10
		2016	1	1	1	-	-	3	3	-	1	-	2	13	▼	13
	Contested Divorce	2017	27	23	32	23	23	31	25	26	24	27	25	308	0%	308
		2016	16	33	34	31	28	31	25	27	22	24	21	308	↔	308
	Domestic and Family - Level 1	2017	11	22	13	13	11	23	12	18	23	29	21	209	-7%	209
		2016	10	20	22	23	13	24	17	28	24	19	14	225	▼	225
	Domestic and Family - Level 2	2017	4	2	8	7	9	10	7	12	5	7	4	85	-37%	85
		2016	10	6	25	24	5	9	6	8	13	9	13	134	▼	134
	General Civil - Level 1	2017	4	4	5	-	4	1	2	3	-	5	5	36	0%	36
		2016	4	7	2	3	6	-	3	3	4	2	2	36	↔	36
	General Civil - Level 2	2017	56	59	63	34	53	66	48	62	57	66	45	671	8%	671
		2016	50	66	57	61	51	40	60	59	60	39	38	623	▲	623
	General Civil - Level 3	2017	17	21	18	29	29	25	15	19	28	21	29	270	-1%	270
		2016	17	34	30	20	31	16	16	15	22	31	18	273	▼	273
Criminal	Probates/Wills & Trusts - Level 1	2017	4	2	2	-	2	1	2	1	-	1	-	16	78%	16
		2016	-	-	2	1	-	1	1	2	-	-	2	9	▲	9
	Probates/Wills & Trusts - Level 2	2017	15	9	5	7	5	9	5	14	13	5	6	97	-7%	97
		2016	3	9	9	9	13	10	10	8	8	14	6	104	▼	104
	Protective Orders	2017	1	-	-	-	-	-	-	1	-	-	-	2	-75%	2
		2016	1	-	2	-	-	-	-	3	-	1	1	8	▼	8
	Uncontested Divorce	2017	56	48	68	48	57	63	62	65	49	64	40	661	-3%	661
		2016	35	63	85	44	65	47	54	77	54	55	49	680	▼	680
	Capital Murder	2017	-	-	-	-	1	-	-	-	-	-	1	2	-33%	2
		2016	-	1	-	-	2	-	-	-	-	-	-	3	▼	3
Miscellaneous	Felonies and Related Matters	2017	381	309	371	998	404	305	337	372	319	268	369	4,679	27%	4,679
		2016	256	286	363	367	322	314	356	287	336	220	284	3,676	▲	3,676
	Misdemeanor	2017	119	90	108	81	123	150	109	137	146	102	138	1,426	20%	1,426
		2016	90	69	109	115	95	94	88	100	99	118	104	1,185	▲	1,185
	Other Criminally Related Matters	2017	43	41	43	51	39	36	43	59	34	63	57	562	12%	562
		2016	34	39	39	35	48	46	42	50	38	61	46	502	▲	502
Other		2017	35	24	44	53	57	46	53	73	57	94	54	667	90%	667
		2016	25	25	31	29	29	29	37	35	26	30	29	351	▲	351

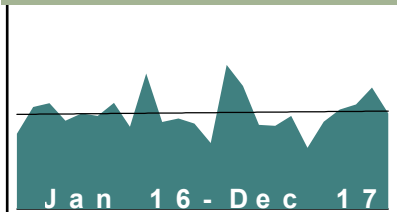
January 2016 -- December 2017 Filings

Dashboard

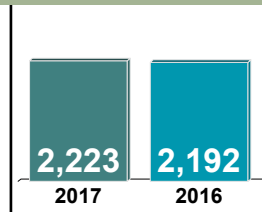
Court: Caroline Circuit
Start/End Date: Jan-16 / Dec-17
2016 Average Month: 183
Jan-Dec 2016: 2,192
Filings Trending: ↔

Circuit/Court ID: 15
215033
Type of Case: Filings
2017 Average Month: 185
Jan-Dec 2017 : 2,223
Overall AVG. Month: 184

Monthly Filings Summary



Jan --- Dec Filings



Filings by Division

		Jan	Feb	Mar	Apr	May	Jun	Jul	Aug	Sep	Oct	Nov	Dec	Thru Dec	% Change	Total
Total	2017	126	275	235	161	159	178	117	167	190	200	232	183	2,223	1%	2,223
	2016	144	195	202	169	183	178	203	157	259	166	173	163	2,192	▲	2,192
Civil	2017	16	12	19	25	31	19	14	29	23	26	25	11	250	-14%	250
	2016	19	18	22	24	31	30	34	38	27	11	16	20	290	▼	290
Criminal	2017	38	159	97	66	60	84	42	63	67	85	105	73	939	-10%	939
	2016	50	96	88	66	95	73	97	57	152	84	103	81	1,042	▼	1,042
Miscellaneous	2017	56	89	89	60	55	65	57	69	54	70	78	80	822	11%	822
	2016	73	69	78	70	51	61	62	53	68	57	46	54	742	▲	742
Other	2017	16	15	30	10	13	10	4	6	46	19	24	19	212	80%	212
	2016	2	12	14	9	6	14	10	9	12	14	8	8	118	▲	118

Filings by Division & Case Category

		Jan	Feb	Mar	Apr	May	Jun	Jul	Aug	Sep	Oct	Nov	Dec	Thru Dec	% Change	Total
Civil	Administrative Law	2017	-	1	-	1	-	1	1	-	-	-	-	4	33%	4
		2016	1	-	-	-	-	-	1	-	-	1	-	3	▲	3
	Contested Divorce	2017	1	1	5	1	5	2	1	2	2	2	1	23	-8%	23
		2016	1	5	5	3	2	3	5	1	-	-	-	25	▼	25
	Domestic and Family - Level 1	2017	-	1	-	5	8	3	3	5	1	2	3	31	-53%	31
		2016	6	-	3	6	7	5	4	1	19	4	7	66	▼	66
	Domestic and Family - Level 2	2017	-	1	1	6	1	-	3	2	1	2	-	17	42%	17
		2016	1	1	1	-	6	-	1	1	-	-	1	12	▲	12
	General Civil - Level 1	2017	-	-	1	-	-	-	1	-	-	-	-	2	-71%	2
		2016	-	1	-	-	2	1	1	-	1	1	-	7	▼	7
	General Civil - Level 2	2017	6	4	4	6	10	5	10	9	9	7	6	79	44%	79
		2016	5	4	2	5	7	10	11	2	1	3	2	55	▲	55
	General Civil - Level 3	2017	4	2	4	1	3	4	2	2	9	6	3	41	-29%	41
		2016	3	2	5	4	5	5	10	13	2	1	2	58	▼	58
Criminal	Probates/Wills & Trusts - Level 2	2017	2	1	1	-	-	2	2	-	-	-	-	8	-68%	8
		2016	2	1	5	2	-	1	11	1	-	-	2	25	▼	25
	Protective Orders	2017	-	-	-	-	-	-	-	-	-	-	-	0	-100%	0
		2016	-	-	-	-	-	-	-	-	-	1	-	1	▼	1
	Uncontested Divorce	2017	3	1	3	5	4	5	4	-	6	8	3	45	18%	45
		2016	-	4	1	4	4	5	6	3	3	2	5	38	▲	38
	Capital Murder	2017	-	-	-	-	-	-	-	-	-	-	1	1	0%	1
		2016	-	-	-	-	-	-	-	-	-	-	1	1	↔	1
	Felonies and Related Matters	2017	20	129	56	39	30	56	20	36	44	63	71	615	-13%	615
		2016	39	54	55	44	78	49	72	44	93	58	63	704	▼	704
	Misdemeanor	2017	12	22	34	20	15	24	18	22	12	19	27	241	-10%	241
		2016	8	33	28	18	14	18	21	10	49	17	32	268	▼	268
	Other Criminally Related Matters	2017	6	8	7	7	15	4	4	5	11	3	7	82	19%	82
		2016	3	9	5	4	3	6	4	3	10	9	8	69	▲	69
Miscellaneous		2017	56	89	89	60	55	65	57	69	54	70	78	822	11%	822
		2016	73	69	78	70	51	61	62	53	68	57	46	742	▲	742
Other		2017	16	15	30	10	13	10	4	6	46	19	24	212	80%	212
		2016	2	12	14	9	6	14	10	9	12	14	8	118	▲	118


January 2016 -- December 2017 Filings

Dashboard

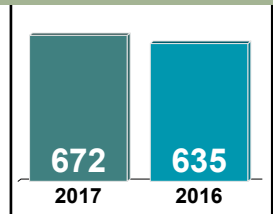
Court: Essex Circuit
 Start/End Date: Jan-16 / Dec-17
 2016 Average Month: 53
 Jan-Dec 2016: 635
 Filings Trending: ▲

Circuit/Court ID: 15
 215057
 Type of Case: Filings
 2017 Average Month: 56
 Jan-Dec 2017 : 672
 Overall AVG. Month: 54

Monthly Filings Summary



Jan --- Dec Filings



Filings by Division

		Jan	Feb	Mar	Apr	May	Jun	Jul	Aug	Sep	Oct	Nov	Dec	Thru Dec	% Change	Total
Total	2017	80	42	57	47	22	41	58	67	54	101	46	57	672	6%	672
	2016	43	31	70	54	35	52	48	58	78	55	46	65	635	▲	635
Civil	2017	12	7	17	7	3	11	5	9	7	9	5	9	101	25%	101
	2016	3	4	7	4	11	8	7	12	6	7	7	5	81	▲	81
Criminal	2017	49	6	23	27	7	15	29	33	23	68	23	33	336	-3%	336
	2016	22	12	38	33	12	28	30	22	61	32	21	37	348	▼	348
Miscellaneous	2017	19	28	17	13	12	14	24	25	23	24	17	15	231	14%	231
	2016	18	15	25	17	12	16	11	24	11	13	18	23	203	▲	203
Other	2017	-	1	-	-	-	1	-	-	1	-	1	-	4	33%	4
	2016	-	-	-	-	-	-	-	-	-	3	-	-	3	▲	3

Filings by Division & Case Category

			Jan	Feb	Mar	Apr	May	Jun	Jul	Aug	Sep	Oct	Nov	Dec	Thru Dec	% Change	Total	
Civil	Administrative Law	2017	-	1	-	1	-	-	-	-	-	-	-	-	2	100%	2	
		2016	-	-	-	-	-	-	-	-	-	-	1	-	1	▲	1	
	Contested Divorce	2017	1	-	1	2	-	2	1	1	1	-	-	-	9	125%	9	
		2016	1	-	-	1	-	-	1	-	-	-	-	1	4	▲	4	
	Domestic and Family - Level 1	2017	1	3	-	1	1	-	1	4	-	-	2	2	15	-6%	15	
		2016	-	-	1	-	2	-	-	5	1	4	3	-	16	▼	16	
	Domestic and Family - Level 2	2017	-	-	-	-	-	-	-	-	1	-	-	2	3	0%	3	
		2016	-	-	1	-	-	1	-	-	1	-	-	-	3	↔	3	
	General Civil - Level 1	2017	-	-	-	-	-	-	-	-	-	-	-	-	1	1	1	
		2016	-	-	-	-	-	-	-	-	-	-	-	-	0	↔	0	
	General Civil - Level 2	2017	2	1	3	-	-	6	-	1	2	3	-	-	18	-33%	18	
		2016	2	1	2	2	4	3	3	3	1	1	2	3	27	▼	27	
	General Civil - Level 3	2017	1	1	8	-	-	-	-	1	-	-	4	2	1	18	64%	18
		2016	-	-	2	-	3	1	-	-	2	2	1	-	11	▲	11	
Probates/Wills & Trusts - Level 1	2017	1	-	-	-	-	-	-	-	-	1	-	-	-	2	2	2	
	2016	-	-	-	-	-	-	-	-	-	-	-	-	-	0	↔	0	
Probates/Wills & Trusts - Level 2	2017	5	1	-	-	-	-	-	-	-	-	-	-	1	7	250%	7	
	2016	-	-	-	1	-	-	-	-	-	1	-	-	-	2	▲	2	
Uncontested Divorce	2017	1	-	5	3	2	3	2	3	2	2	2	1	2	26	53%	26	
	2016	-	3	1	-	2	3	3	3	2	-	1	1	1	17	▲	17	
Criminal	Felonies and Related Matters	2017	35	3	14	23	2	9	18	18	11	24	18	27	202	-22%	202	
		2016	18	8	32	24	5	22	27	13	49	22	16	23	259	▼	259	
	Misdemeanor	2017	10	3	4	3	4	4	4	8	6	13	3	5	67	12%	67	
		2016	2	1	2	4	7	6	-	3	10	8	3	14	60	▲	60	
	Other Criminally Related Matters	2017	4	-	5	1	1	2	7	7	6	31	2	1	67	131%	67	
		2016	2	3	4	5	-	-	3	6	2	2	2	-	29	▲	29	
Miscellaneous		2017	19	28	17	13	12	14	24	25	23	24	17	15	231	14%	231	
		2016	18	15	25	17	12	16	11	24	11	13	18	23	203	▲	203	
Other		2017	-	1	-	-	-	1	-	-	1	-	1	-	4	33%	4	
		2016	-	-	-	-	-	-	-	-	-	-	3	-	3	▲	3	

January 2016 -- December 2017 Filings

Dashboard

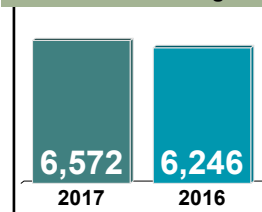
Court: Hanover Circuit
Start/End Date: Jan-16 / Dec-17
2016 Average Month: 521
Jan-Dec 2016: 6,246
Filings Trending: ▲

Circuit/Court ID: 15
215085
Type of Case: Filings
2017 Average Month: 548
Jan-Dec 2017 : 6,572
Overall AVG. Month: 534

Monthly Filings Summary



Jan --- Dec Filings



Filings by Division

		Jan	Feb	Mar	Apr	May	Jun	Jul	Aug	Sep	Oct	Nov	Dec	Thru Dec	% Change	Total
Total	2017	555	544	562	515	509	517	432	606	505	593	622	612	6,572	5%	6,572
	2016	536	644	623	466	495	461	577	502	547	466	487	442	6,246	▲	6,246
Civil	2017	89	121	100	114	110	112	93	136	118	121	104	87	1,305	4%	1,305
	2016	74	135	125	106	113	84	101	107	131	100	101	79	1,256	▲	1,256
Criminal	2017	222	221	237	246	220	215	166	229	187	242	275	267	2,727	17%	2,727
	2016	171	212	227	175	225	190	245	183	187	189	170	165	2,339	▲	2,339
Miscellaneous	2017	238	198	216	150	171	184	168	234	191	223	240	252	2,465	-5%	2,465
	2016	288	295	264	181	154	180	225	209	219	169	209	191	2,584	▼	2,584
Other	2017	6	4	9	5	8	6	5	7	9	7	3	6	75	12%	75
	2016	3	2	7	4	3	7	6	3	10	8	7	7	67	▲	67

Filings by Division & Case Category

		Jan	Feb	Mar	Apr	May	Jun	Jul	Aug	Sep	Oct	Nov	Dec	Thru Dec	% Change	Total
Civil	Administrative Law	2017	-	-	-	1	1	1	-	1	-	-	-	4	-33%	4
		2016	-	-	-	-	-	-	1	4	1	-	-	6	▼	6
	Contested Divorce	2017	18	35	12	22	16	16	17	16	21	23	16	230	-1%	230
		2016	6	35	20	18	21	15	17	27	20	19	16	232	▼	232
	Domestic and Family - Level 1	2017	4	7	10	4	4	6	6	8	6	13	8	82	-27%	82
		2016	12	8	11	8	12	4	12	10	13	7	8	112	▼	112
	Domestic and Family - Level 2	2017	3	2	1	4	8	9	6	3	12	8	2	63	85%	63
		2016	-	4	5	3	3	-	2	1	5	5	3	34	▲	34
	General Civil - Level 1	2017	-	-	-	-	1	-	-	-	-	1	2	5	-29%	5
		2016	1	-	-	-	2	-	-	2	-	2	-	7	▼	7
	General Civil - Level 2	2017	13	14	24	10	20	17	29	16	20	18	16	214	38%	214
		2016	10	13	7	8	17	13	20	15	14	15	11	155	▲	155
	General Civil - Level 3	2017	8	7	5	10	9	13	4	12	7	8	15	100	8%	100
		2016	7	9	7	7	6	8	13	3	12	9	8	93	▲	93
Criminal	Probates/Wills & Trusts - Level 1	2017	-	-	1	1	-	-	1	-	-	1	-	4	0%	4
		2016	-	-	-	1	-	1	-	1	1	-	-	4	↔	4
	Probates/Wills & Trusts - Level 2	2017	5	2	2	3	3	-	2	6	1	2	4	35	-3%	35
		2016	3	3	7	3	-	5	2	4	2	2	3	36	▼	36
	Uncontested Divorce	2017	38	54	45	59	48	50	41	60	55	46	38	568	-2%	568
		2016	35	63	68	58	52	38	43	41	57	42	46	577	▼	577
	Capital Murder	2017	-	-	-	-	-	-	-	-	-	-	-	0	-100%	0
		2016	-	-	2	-	-	-	-	-	-	-	-	2	▼	2
	Felonies and Related Matters	2017	118	132	143	151	135	115	92	93	92	123	139	1,468	13%	1,468
		2016	101	113	103	113	112	108	159	98	112	108	82	1,303	▲	1,303
	Misdemeanor	2017	92	81	79	84	72	88	64	124	85	104	115	1,103	24%	1,103
		2016	61	87	96	53	101	68	72	73	68	73	75	889	▲	889
	Other Criminally Related Matters	2017	12	8	15	11	13	12	10	12	10	15	21	156	8%	156
		2016	9	12	26	9	12	14	14	12	7	8	13	145	▲	145
Miscellaneous		2017	238	198	216	150	171	184	168	234	191	223	240	2,465	-5%	2,465
		2016	288	295	264	181	154	180	225	209	219	169	209	2,584	▼	2,584
Other		2017	6	4	9	5	8	6	5	7	9	7	3	75	12%	75
		2016	3	2	7	4	3	7	6	3	10	8	7	67	▲	67


January 2016 -- December 2017 Filings

Dashboard

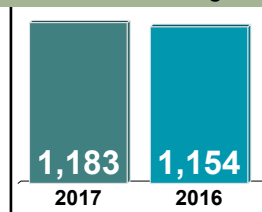
Court: King George Circuit
Start/End Date: Jan-16 / Dec-17
2016 Average Month: 96
Jan-Dec 2016: 1,154
Filings Trending: ▲

Circuit/Court ID: 15
215099
Type of Case: Filings
2017 Average Month: 99
Jan-Dec 2017 : 1,183
Overall AVG. Month: 97

Monthly Filings Summary



Jan --- Dec Filings



Filings by Division

		Jan	Feb	Mar	Apr	May	Jun	Jul	Aug	Sep	Oct	Nov	Dec	Thru Dec	% Change	Total
Total	2017	105	103	142	82	131	140	96	76	39	136	52	81	1,183	3%	1,183
	2016	61	81	168	72	86	124	133	94	55	129	73	78	1,154	▲	1,154
Civil	2017	10	17	27	29	6	30	16	13	11	12	7	15	193	1%	193
	2016	19	20	15	20	14	12	28	13	16	11	15	8	191	▲	191
Criminal	2017	89	77	108	45	109	104	71	55	25	113	33	55	884	1%	884
	2016	39	56	130	44	67	108	95	75	31	111	51	64	871	▲	871
Miscellaneous	2017	6	9	6	7	14	6	9	8	3	11	12	10	101	11%	101
	2016	3	5	23	8	5	4	9	6	8	7	7	6	91	▲	91
Other	2017	-	-	1	1	2	-	-	-	-	-	-	1	5	400%	5
	2016	-	-	-	-	-	-	1	-	-	-	-	-	1	▲	1

Filings by Division & Case Category

		Jan	Feb	Mar	Apr	May	Jun	Jul	Aug	Sep	Oct	Nov	Dec	Thru Dec	% Change	Total
Civil	Administrative Law	2017	-	-	-	1	-	1	-	-	-	-	-	2	0%	2
		2016	-	1	-	-	1	-	-	-	-	-	-	2	↔	2
	Contested Divorce	2017	-	2	2	2	1	5	3	1	3	2	1	24	-25%	24
		2016	6	6	1	2	1	3	3	4	1	1	1	32	▼	32
	Domestic and Family - Level 1	2017	-	-	15	9	-	5	1	1	-	1	3	35	9%	35
		2016	5	1	2	6	1	8	-	4	2	2	1	32	▲	32
	Domestic and Family - Level 2	2017	-	3	3	-	-	3	-	1	-	-	-	13	63%	13
		2016	-	1	-	2	-	2	1	1	-	-	1	8	▲	8
	General Civil - Level 1	2017	-	-	-	-	-	2	1	-	-	-	-	3	200%	3
		2016	-	-	-	-	-	-	1	-	-	-	-	1	▲	1
	General Civil - Level 2	2017	3	-	1	3	1	5	3	5	4	3	1	31	-26%	31
		2016	5	4	4	1	3	4	3	3	3	7	2	42	▼	42
	General Civil - Level 3	2017	4	3	1	6	-	4	-	1	1	1	1	22	47%	22
		2016	1	1	1	2	1	2	4	-	1	1	2	15	▲	15
Criminal	Probates/Wills & Trusts - Level 1	2017	-	-	-	-	-	-	-	-	-	-	-	0	-100%	0
		2016	-	1	-	-	1	-	1	-	-	-	-	3	▼	3
	Probates/Wills & Trusts - Level 2	2017	2	-	-	3	-	1	1	-	1	2	1	11	0%	11
		2016	1	1	1	1	-	2	2	-	2	1	-	11	↔	11
	Protective Orders	2017	-	-	1	-	-	-	-	-	-	-	-	1	1	1
		2016	-	-	-	-	-	-	-	-	-	-	-	0	↔	0
	Uncontested Divorce	2017	1	9	4	5	4	9	3	5	1	4	2	51	13%	51
		2016	1	4	6	6	6	1	6	3	5	3	3	45	▲	45
	Capital Murder	2017	-	-	-	-	-	-	-	1	-	-	-	1	1	1
		2016	-	-	-	-	-	-	-	-	-	-	-	0	↔	0
	Felonies and Related Matters	2017	61	56	91	32	67	81	46	32	17	80	19	612	6%	612
		2016	22	36	100	32	38	79	60	42	23	77	24	576	▲	576
	Misdemeanor	2017	28	20	17	12	40	22	24	22	6	33	13	261	-5%	261
		2016	16	20	28	11	28	28	35	29	6	34	23	276	▼	276
	Other Criminally Related Matters	2017	-	1	-	1	2	1	1	1	-	1	1	10	-47%	10
		2016	1	-	2	1	1	-	4	2	-	4	3	19	▼	19
Miscellaneous		2017	6	9	6	7	14	6	9	8	3	11	12	101	11%	101
		2016	3	5	23	8	5	4	9	6	8	7	7	91	▲	91
Other		2017	-	-	1	1	2	-	-	-	-	-	-	5	400%	5
		2016	-	-	-	-	-	1	-	-	-	-	-	1	▲	1

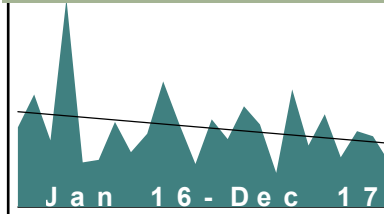
January 2016 -- December 2017 Filings

Dashboard

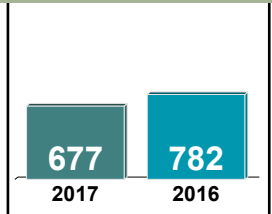
Court: Lancaster Circuit
 Start/End Date: Jan-16 / Dec-17
 2016 Average Month: 65
 Jan-Dec 2016: 782
 Filings Trending: ▼

Circuit/Court ID: 15
 215103
 Type of Case: Filings
 2017 Average Month: 56
 Jan-Dec 2017 : 677
 Overall AVG. Month: 61

Monthly Filings Summary



Jan --- Dec Filings



Filings by Division

		Jan	Feb	Mar	Apr	May	Jun	Jul	Aug	Sep	Oct	Nov	Dec	Thru Dec	% Change	Total
Total	2017	67	52	77	63	26	90	47	71	38	58	54	34	677	-13%	677
	2016	61	86	51	159	34	36	65	42	56	96	63	33	782	▼	782
Civil	2017	7	4	21	12	5	11	6	9	10	5	14	3	107	5%	107
	2016	6	20	11	9	5	6	6	5	7	7	13	7	102	▲	102
Criminal	2017	34	14	28	23	9	50	18	21	18	28	9	7	259	-30%	259
	2016	24	22	9	130	12	17	32	7	30	62	21	6	372	▼	372
Miscellaneous	2017	20	32	28	23	12	25	23	36	9	22	29	24	283	1%	283
	2016	30	42	27	19	15	11	23	27	17	26	27	16	280	▲	280
Other	2017	6	2	-	5	-	4	-	5	1	3	2	-	28	0%	28
	2016	1	2	4	1	2	2	4	3	2	1	2	4	28	↔	28

Filings by Division & Case Category

			Jan	Feb	Mar	Apr	May	Jun	Jul	Aug	Sep	Oct	Nov	Dec	Thru Dec	% Change	Total
Civil	Administrative Law	2017	-	-	-	-	-	-	-	-	1	-	-	-	1	1	1
		2016	-	-	-	-	-	-	-	-	-	-	-	-	0	↔	0
	Contested Divorce	2017	1	1	2	1	1	-	1	-	-	1	3	-	11	-8%	11
		2016	-	1	1	2	-	2	3	1	1	-	-	1	12	▼	12
	Domestic and Family - Level 1	2017	-	1	-	-	-	1	-	-	-	1	-	-	3	0%	3
		2016	-	-	-	-	1	-	-	-	-	2	-	-	3	↔	3
	Domestic and Family - Level 2	2017	-	-	-	-	-	1	-	-	-	-	-	-	1	-50%	1
		2016	-	-	-	-	-	-	1	-	-	-	1	-	2	▼	2
	General Civil - Level 1	2017	-	-	2	-	-	2	1	1	1	-	-	-	7	250%	7
		2016	-	-	-	1	-	-	-	-	-	-	-	1	2	▲	2
	General Civil - Level 2	2017	3	1	4	4	2	4	1	2	4	1	4	2	32	3%	32
		2016	4	4	2	2	2	4	1	1	2	3	2	4	31	▲	31
	General Civil - Level 3	2017	2	-	10	2	1	1	2	3	2	-	2	1	26	-16%	26
		2016	1	12	6	3	1	-	1	-	1	1	5	-	31	▼	31
Probates/Wills & Trusts - Level 1	2017	-	-	-	1	-	-	-	-	-	-	-	-	1	0%	1	
	2016	1	-	-	-	-	-	-	-	-	-	-	-	1	↔	1	
Probates/Wills & Trusts - Level 2	2017	-	-	-	-	-	-	-	-	2	-	2	-	4	0%	4	
	2016	-	-	-	-	1	-	-	-	-	-	3	-	4	↔	4	
Protective Orders	2017	-	-	-	-	-	-	-	-	-	-	1	-	-	1	0%	1
	2016	-	-	-	1	-	-	-	-	-	-	-	-	1	↔	1	
Uncontested Divorce	2017	1	1	3	4	1	2	1	3	-	1	3	-	20	33%	20	
	2016	-	3	2	-	-	-	-	-	3	3	1	2	1	15	▲	15
Criminal	Felonies and Related Matters	2017	17	14	22	16	4	32	17	16	15	18	5	6	182	-30%	182
		2016	23	11	6	81	8	12	21	4	22	53	12	6	259	▼	259
	Misdemeanor	2017	17	-	6	7	5	17	1	4	3	9	4	1	74	-30%	74
		2016	1	11	2	49	4	5	8	2	7	9	8	-	106	▼	106
	Other Criminally Related Matters	2017	-	-	-	-	-	1	-	1	-	1	-	-	3	-57%	3
		2016	-	-	1	-	-	-	3	1	1	-	1	-	7	▼	7
	Miscellaneous	2017	20	32	28	23	12	25	23	36	9	22	29	24	283	1%	283
		2016	30	42	27	19	15	11	23	27	17	26	27	16	280	▲	280
	Other	2017	6	2	-	5	-	4	-	5	1	3	2	-	28	0%	28
		2016	1	2	4	1	2	2	4	3	2	1	2	4	28	↔	28


January 2016 -- December 2017 Filings

Dashboard

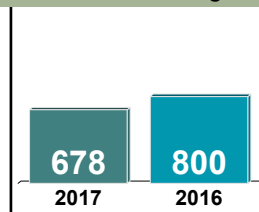
Court: Northumberland Circuit
 Start/End Date: Jan-16 / Dec-17
 2016 Average Month: 67
 Jan-Dec 2016: 800
 Filings Trending: ▼

Circuit/Court ID: 15
 215133
 Type of Case: Filings
 2017 Average Month: 57
 Jan-Dec 2017 : 678
 Overall AVG. Month: 62

Monthly Filings Summary



Jan --- Dec Filings



Filings by Division

		Jan	Feb	Mar	Apr	May	Jun	Jul	Aug	Sep	Oct	Nov	Dec	Thru Dec	% Change	Total
Total	2017	90	50	84	50	38	57	23	48	57	41	65	75	678	-15%	678
	2016	71	76	57	71	71	41	41	59	91	101	83	38	800	▼	800
Civil	2017	5	9	9	11	10	5	6	5	14	4	9	15	102	50%	102
	2016	5	6	4	9	5	5	4	10	4	6	7	3	68	▲	68
Criminal	2017	57	20	40	22	13	30	4	23	17	7	17	29	279	-39%	279
	2016	29	37	31	46	51	16	13	32	68	69	50	18	460	▼	460
Miscellaneous	2017	28	21	33	17	15	20	12	19	26	29	39	30	289	9%	289
	2016	36	33	22	16	15	20	21	16	19	26	26	15	265	▲	265
Other	2017	-	-	2	-	-	2	1	1	-	1	-	1	8	14%	8
	2016	1	-	-	-	-	-	3	1	-	-	-	2	7	▲	7

Filings by Division & Case Category

			Jan	Feb	Mar	Apr	May	Jun	Jul	Aug	Sep	Oct	Nov	Dec	Thru Dec	% Change	Total	
Civil	Contested Divorce	2017	-	1	2	1	1	2	-	2	1	-	2	1	13	18%	13	
		2016	1	2	1	3	-	-	1	-	1	1	1	-	11	▲	11	
	Domestic and Family - Level 1	2017	-	1	-	-	-	-	-	-	-	-	-	-	1	2	-67%	2
		2016	-	1	-	-	-	-	3	-	-	-	1	-	1	6	▼	6
	Domestic and Family - Level 2	2017	-	-	-	1	-	-	-	1	2	-	1	-	5	5	-17%	5
		2016	1	-	-	3	-	-	-	2	-	-	-	-	6	6	▼	6
	General Civil - Level 1	2017	-	2	-	-	-	-	-	-	-	-	-	-	-	2	2	2
		2016	-	-	-	-	-	-	-	-	-	-	-	-	-	0	↔	0
	General Civil - Level 2	2017	3	3	2	5	2	-	1	-	4	1	2	3	26	26	86%	26
		2016	2	2	-	-	2	1	2	-	-	-	3	2	14	14	▲	14
	General Civil - Level 3	2017	1	1	1	2	1	2	2	-	5	2	2	8	27	27	200%	27
		2016	-	-	-	1	1	1	1	3	-	1	1	-	9	9	▲	9
Probates/Wills & Trusts - Level 1	2017	-	-	-	-	1	-	-	-	-	-	-	-	-	1	1	1	
	2016	-	-	-	-	-	-	-	-	-	-	-	-	-	0	↔	0	
Probates/Wills & Trusts - Level 2	2017	-	-	1	-	1	-	-	-	-	-	-	1	-	3	3	3	
	2016	-	-	-	-	-	-	-	-	-	-	-	-	-	0	↔	0	
Uncontested Divorce	2017	1	1	3	2	4	1	3	2	2	2	1	1	2	23	5%	23	
	2016	1	1	3	2	2	-	-	5	3	3	2	-	22	22	▲	22	
Criminal	Felonies and Related Matters	2017	45	17	32	20	12	21	1	16	14	4	14	24	220	-37%	220	
		2016	24	36	29	33	44	13	10	25	54	26	43	10	347	347	▼	347
	Misdemeanor	2017	8	3	8	2	1	7	1	5	1	3	3	4	46	46	-51%	46
		2016	3	1	1	10	7	2	3	2	11	40	6	8	94	94	▼	94
	Other Criminally Related Matters	2017	4	-	-	-	-	2	2	2	2	-	-	1	13	13	-32%	13
		2016	2	-	1	3	-	1	-	5	3	3	1	-	19	19	▼	19
Miscellaneous	2017	28	21	33	17	15	20	12	19	26	29	39	30	289	289	9%	289	
	2016	36	33	22	16	15	20	21	16	19	26	26	15	265	265	▲	265	
Other	2017	-	-	2	-	-	2	1	1	-	1	-	1	8	8	14%	8	
	2016	1	-	-	-	-	-	3	1	-	-	-	2	7	7	▲	7	

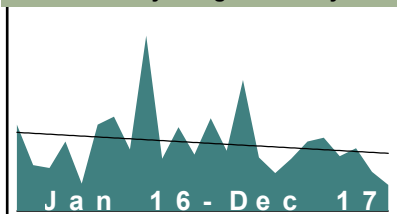
January 2016 -- December 2017 Filings

Dashboard

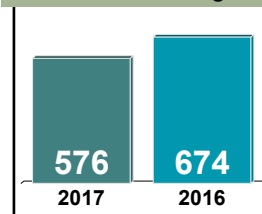
Court: Richmond County Circuit
 Start/End Date: Jan-16 / Dec-17
 2016 Average Month: 56
 Jan-Dec 2016: 674
 Filings Trending: ▼

Circuit/Court ID: 15
 215159
 Type of Case: Filings
 2017 Average Month: 48
 Jan-Dec 2017 : 576
 Overall AVG. Month: 52

Monthly Filings Summary



Jan --- Dec Filings



Filings by Division

		Jan	Feb	Mar	Apr	May	Jun	Jul	Aug	Sep	Oct	Nov	Dec	Thru Dec	% Change	Total
Total	2017	71	46	100	41	29	40	53	56	42	48	30	20	576	-15%	576
	2016	66	35	33	53	21	66	72	47	134	40	64	43	674	▼	674
Civil	2017	1	1	7	5	3	4	2	10	6	11	3	-	53	56%	53
	2016	1	4	4	3	3	4	2	4	2	1	5	1	34	▲	34
Criminal	2017	25	26	7	18	6	3	17	22	16	17	7	4	168	-42%	168
	2016	10	7	4	31	1	28	16	25	96	20	35	19	292	▼	292
Miscellaneous	2017	12	14	29	9	12	17	12	16	13	12	12	14	172	4%	172
	2016	14	12	16	8	12	17	12	13	18	8	18	18	166	▲	166
Other	2017	33	5	57	9	8	16	22	8	7	8	8	2	183	1%	183
	2016	41	12	9	11	5	17	42	5	18	11	6	5	182	▲	182

Filings by Division & Case Category

			Jan	Feb	Mar	Apr	May	Jun	Jul	Aug	Sep	Oct	Nov	Dec	Thru Dec	% Change	Total
Civil	Administrative Law	2017	-	-	1	-	-	-	-	-	-	-	-	-	1	0%	1
		2016	-	-	-	1	-	-	-	-	-	-	-	-	1	↔	1
	Contested Divorce	2017	-	-	1	1	-	-	-	2	-	1	-	-	5	150%	5
		2016	-	-	-	1	-	-	-	-	-	-	1	-	2	▲	2
	Domestic and Family - Level 1	2017	-	-	-	-	-	1	-	1	-	1	-	-	3	-40%	3
		2016	-	1	1	1	-	-	-	-	2	-	-	-	5	▼	5
	Domestic and Family - Level 2	2017	-	-	-	-	-	1	-	1	-	-	-	-	2	100%	2
		2016	-	-	-	-	-	-	-	-	1	-	-	-	1	▲	1
	General Civil - Level 2	2017	-	1	2	-	1	2	2	4	3	-	1	-	16	60%	16
		2016	-	1	1	-	2	2	1	-	1	-	2	-	10	▲	10
General Civil - Level 3	2017	1	-	1	2	-	-	-	1	1	8	1	-	15	88%	15	
	2016	-	1	2	-	-	1	1	-	-	-	2	1	8	▲	8	
Probates/Wills & Trusts - Level 2	2017	-	-	1	1	-	-	-	1	-	1	-	-	4	100%	4	
	2016	-	-	-	-	-	1	-	1	-	-	-	-	2	▲	2	
Uncontested Divorce	2017	-	-	1	1	2	-	-	-	2	-	1	-	7	40%	7	
	2016	1	1	-	-	1	-	-	-	1	1	-	-	5	▲	5	
Criminal	Felonies and Related Matters	2017	18	23	5	11	3	-	14	13	13	12	5	3	120	-46%	120
		2016	6	3	1	18	1	20	12	14	89	18	25	17	224	▼	224
	Misdemeanor	2017	6	3	1	-	1	2	1	5	2	2	2	-	25	-46%	25
		2016	4	3	1	10	-	7	3	9	5	1	3	-	46	▼	46
	Other Criminally Related Matters	2017	1	-	1	7	2	1	2	4	1	3	-	1	23	5%	23
		2016	-	1	2	3	-	1	1	2	2	1	7	2	22	▲	22
	Miscellaneous	2017	12	14	29	9	12	17	12	16	13	12	12	14	172	4%	172
		2016	14	12	16	8	12	17	12	13	18	8	18	18	166	▲	166
	Other	2017	33	5	57	9	8	16	22	8	7	8	8	2	183	1%	183
		2016	41	12	9	11	5	17	42	5	18	11	6	5	182	▲	182


January 2016 -- December 2017 Filings

Dashboard

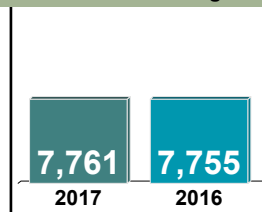
Court: Spotsylvania Circuit
 Start/End Date: Jan-16 / Dec-17
 2016 Average Month: 646
 Jan-Dec 2016: 7,755
 Filings Trending: ↔

Circuit/Court ID: 15
 215177
 Type of Case: Filings
 2017 Average Month: 647
 Jan-Dec 2017 : 7,761
 Overall AVG. Month: 647

Monthly Filings Summary



Jan --- Dec Filings



Filings by Division

		Jan	Feb	Mar	Apr	May	Jun	Jul	Aug	Sep	Oct	Nov	Dec	Thru Dec	% Change	Total
Total	2017	616	668	681	495	712	631	620	789	742	602	671	534	7,761	0%	7,761
	2016	1,229	588	711	644	491	621	572	510	620	626	593	550	7,755	▲	7,755
Civil	2017	77	99	102	79	112	110	112	115	120	102	85	85	1,198	13%	1,198
	2016	62	87	107	86	72	60	112	81	98	97	102	96	1,060	▲	1,060
Criminal	2017	186	289	292	217	342	263	275	429	348	249	291	172	3,353	24%	3,353
	2016	156	162	272	326	198	291	205	177	263	241	214	198	2,703	▲	2,703
Miscellaneous	2017	277	270	279	191	247	235	218	236	233	242	284	263	2,975	-5%	2,975
	2016	285	322	319	225	208	247	245	243	247	276	263	248	3,128	▼	3,128
Other	2017	76	10	8	8	11	23	15	9	41	9	11	14	235	-73%	235
	2016	726	17	13	7	13	23	10	9	12	12	14	8	864	▼	864

Filings by Division & Case Category

			Jan	Feb	Mar	Apr	May	Jun	Jul	Aug	Sep	Oct	Nov	Dec	Thru Dec	% Change	Total
Civil	Administrative Law	2017	-	-	2	1	-	3	2	-	1	4	1	1	15	36%	15
		2016	-	-	-	1	1	-	1	1	3	1	2	1	11	▲	11
	Contested Divorce	2017	15	12	17	14	10	10	8	15	6	13	4	6	130	43%	130
		2016	7	6	8	8	8	5	8	11	5	9	9	7	91	▲	91
	Domestic and Family - Level 1	2017	14	33	18	1	31	27	27	24	25	20	33	15	268	-15%	268
		2016	15	29	28	38	15	10	29	18	19	31	38	44	314	▼	314
	Domestic and Family - Level 2	2017	9	4	9	8	7	6	40	10	36	14	2	9	154	114%	154
		2016	-	5	13	4	1	4	17	10	6	7	3	2	72	▲	72
	General Civil - Level 1	2017	-	-	-	1	-	1	-	1	-	-	1	1	5	-50%	5
		2016	-	-	2	-	-	-	4	-	1	1	-	2	10	▼	10
	General Civil - Level 2	2017	14	12	14	24	19	26	7	22	19	17	18	17	209	32%	209
		2016	8	10	19	10	15	14	18	13	18	11	12	10	158	▲	158
	General Civil - Level 3	2017	3	11	8	2	10	11	7	9	3	7	6	11	88	-13%	88
		2016	7	10	7	6	12	3	7	5	17	10	9	8	101	▼	101
Probates/Wills & Trusts - Level 1	2017	-	-	-	-	-	-	-	-	-	-	1	-	1	-50%	1	
	2016	-	2	-	-	-	-	-	-	-	-	-	-	2	▼	2	
Probates/Wills & Trusts - Level 2	2017	5	6	2	2	11	1	5	3	4	4	2	4	49	-6%	49	
	2016	2	9	1	4	6	4	3	3	4	7	8	1	52	▼	52	
Protective Orders	2017	-	1	-	-	-	-	-	-	-	-	-	-	1	-80%	1	
	2016	-	-	2	-	-	-	3	-	-	-	-	-	5	▼	5	
Uncontested Divorce	2017	17	20	32	26	24	25	16	31	26	23	17	21	278	14%	278	
	2016	23	16	27	15	14	20	22	20	25	20	21	21	244	▲	244	
Criminal	Capital Murder	2017	-	-	1	-	-	-	-	-	-	-	-	-	1	-50%	1
		2016	-	-	-	-	-	-	-	-	-	-	2	-	2	▼	2
	Felonies and Related Matters	2017	131	205	211	164	254	182	206	306	277	173	220	124	2,453	24%	2,453
		2016	114	106	172	269	132	216	152	127	203	182	162	148	1,983	▲	1,983
	Misdemeanor	2017	45	69	68	39	68	66	63	108	67	67	56	38	754	26%	754
		2016	38	47	85	51	57	60	42	39	53	47	40	39	598	▲	598
	Other Criminally Related Matters	2017	10	15	12	14	20	15	6	15	4	9	15	10	145	21%	145
		2016	4	9	15	6	9	15	11	11	7	12	10	11	120	▲	120
	Miscellaneous	2017	277	270	279	191	247	235	218	236	233	242	284	263	2,975	-5%	2,975
		2016	285	322	319	225	208	247	245	243	247	276	263	248	3,128	▼	3,128
	Other	2017	76	10	8	8	11	23	15	9	41	9	11	14	235	-73%	235
		2016	726	17	13	7	13	23	10	9	12	12	14	8	864	▼	864

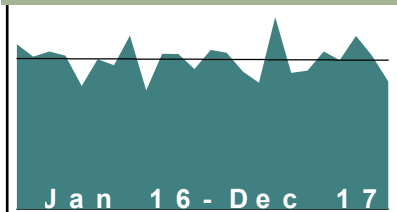
January 2016 -- December 2017 Filings

Dashboard

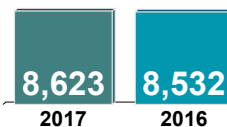
Court: Stafford Circuit
 Start/End Date: Jan-16 / Dec-17
 2016 Average Month: 711
 Jan-Dec 2016: 8,532
 Filings Trending: ↔

Circuit/Court ID: 15
 215179
 Type of Case: Filings
 2017 Average Month: 719
 Jan-Dec 2017 : 8,623
 Overall AVG. Month: 715

Monthly Filings Summary



Jan --- Dec Filings



Filings by Division

		Jan	Feb	Mar	Apr	May	Jun	Jul	Aug	Sep	Oct	Nov	Dec	Thru Dec	% Change	Total
Total	2017	760	746	656	603	916	650	661	752	711	826	733	609	8,623	1%	8,623
	2016	787	728	752	732	588	716	686	828	566	741	740	668	8,532	▲	8,532
Civil	2017	73	73	89	88	90	95	86	93	95	74	72	69	997	0%	997
	2016	62	78	103	76	92	91	70	88	92	77	91	80	1,000	▼	1,000
Criminal	2017	414	404	278	287	570	288	324	384	343	463	380	228	4,363	5%	4,363
	2016	409	329	275	410	273	356	353	455	247	397	339	328	4,171	▲	4,171
Miscellaneous	2017	269	269	289	227	255	266	251	275	272	286	280	310	3,249	-3%	3,249
	2016	315	321	373	246	222	268	262	285	225	267	310	260	3,354	▼	3,354
Other	2017	4	-	-	1	1	1	-	-	1	3	1	2	14	100%	14
	2016	1	-	1	-	1	1	1	-	2	-	-	-	7	▲	7

Filings by Division & Case Category

			Jan	Feb	Mar	Apr	May	Jun	Jul	Aug	Sep	Oct	Nov	Dec	Thru Dec	% Change	Total
Civil	Administrative Law	2017	1	1	1	3	1	3	1	2	1	-	1	-	15	-6%	15
		2016	2	-	1	1	2	1	1	2	2	2	1	1	16	▼	16
	Contested Divorce	2017	6	9	12	10	13	11	9	13	5	18	11	7	124	2%	124
		2016	6	8	14	15	7	10	13	10	6	8	15	10	122	▲	122
	Domestic and Family - Level 1	2017	12	8	10	14	11	19	13	12	16	7	7	9	138	2%	138
		2016	3	13	8	9	10	11	13	3	21	13	13	18	135	▲	135
	Domestic and Family - Level 2	2017	-	5	5	10	4	5	5	7	4	2	5	3	55	10%	55
		2016	1	4	2	2	4	2	2	9	6	4	4	10	50	▲	50
	General Civil - Level 1	2017	1	1	2	-	1	1	1	-	4	3	-	1	15	67%	15
		2016	-	-	1	-	1	-	1	-	2	2	1	-	9	▲	9
	General Civil - Level 2	2017	10	19	13	10	21	24	11	9	22	14	15	25	193	-6%	193
		2016	12	12	25	16	21	26	18	17	19	14	13	12	205	▼	205
	General Civil - Level 3	2017	9	4	9	10	9	9	17	12	14	6	12	6	117	1%	117
		2016	11	9	11	8	11	7	5	15	7	10	15	7	116	▲	116
Probates/Wills & Trusts - Level 1	2017	-	-	-	1	-	-	-	-	-	1	-	-	2	0%	2	
	2016	-	1	-	-	-	1	-	-	-	-	-	-	2	↔	2	
Probates/Wills & Trusts - Level 2	2017	1	2	3	3	5	2	6	6	4	1	5	4	42	31%	42	
	2016	2	4	3	1	2	1	4	4	3	4	4	-	32	▲	32	
Uncontested Divorce	2017	33	24	34	27	25	21	23	32	25	22	16	14	296	-5%	296	
	2016	25	27	38	24	34	32	13	27	26	20	25	22	313	▼	313	
Criminal	Capital Murder	2017	-	-	-	-	-	-	-	-	-	-	-	-	0	-100%	0
		2016	-	-	-	-	-	-	-	-	-	-	4	-	4	▼	4
	Felonies and Related Matters	2017	281	264	176	178	407	192	195	228	213	260	212	143	2,749	0%	2,749
		2016	263	206	148	276	176	252	246	327	172	257	239	200	2,762	▼	2,762
	Misdemeanor	2017	113	128	84	92	141	79	112	126	96	180	136	57	1,344	10%	1,344
		2016	132	112	110	118	81	91	88	119	64	117	76	110	1,218	▲	1,218
	Other Criminally Related Matters	2017	20	12	18	17	22	17	17	30	34	23	32	28	270	44%	270
		2016	14	11	17	16	16	13	19	9	11	19	24	18	187	▲	187
	Miscellaneous	2017	269	269	289	227	255	266	251	275	272	286	280	310	3,249	-3%	3,249
		2016	315	321	373	246	222	268	262	285	225	267	310	260	3,354	▼	3,354
	Other	2017	4	-	-	1	1	1	-	-	1	3	1	2	14	100%	14
		2016	1	-	1	-	1	1	1	-	2	-	-	-	7	▲	7

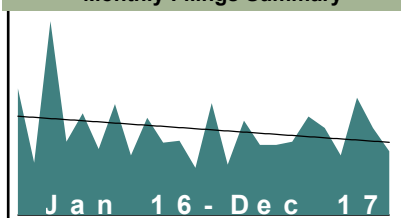
January 2016 -- December 2017 Filings

Dashboard

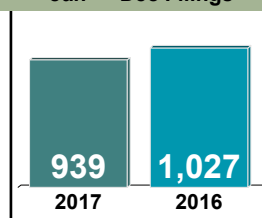
Court: Westmoreland Circuit
Start/End Date: Jan-16 / Dec-17
2016 Average Month: 86
Jan-Dec 2016: 1,027
Filings Trending: ▼

Circuit/Court ID: 15
215193
Type of Case: Filings
2017 Average Month: 78
Jan-Dec 2017 : 939
Overall AVG. Month: 82

Monthly Filings Summary



Jan --- Dec Filings



Filings by Division

		Jan	Feb	Mar	Apr	May	Jun	Jul	Aug	Sep	Oct	Nov	Dec	Thru Dec	% Change	Total
Total	2017	107	48	90	67	67	70	94	83	57	112	83	61	939	-9%	939
	2016	121	50	185	70	97	63	106	57	93	69	71	45	1,027	▼	1,027
Civil	2017	14	5	8	10	15	13	13	12	8	7	17	14	136	15%	136
	2016	6	9	7	8	10	10	26	10	7	11	9	5	118	▲	118
Criminal	2017	68	15	48	37	22	18	58	35	32	62	31	16	442	-22%	442
	2016	74	10	141	45	55	33	50	29	55	32	22	21	567	▼	567
Miscellaneous	2017	25	26	33	19	29	34	22	36	17	43	35	28	347	4%	347
	2016	40	29	36	17	31	19	30	18	31	26	40	18	335	▲	335
Other	2017	-	2	1	1	1	5	1	-	-	-	-	3	14	100%	14
	2016	1	2	1	-	1	1	-	-	-	-	-	1	7	▲	7

Filings by Division & Case Category

			Jan	Feb	Mar	Apr	May	Jun	Jul	Aug	Sep	Oct	Nov	Dec	Thru Dec	% Change	Total
Civil	Contested Divorce	2017	4	-	-	1	-	1	1	-	1	1	3	1	13	160%	13
		2016	-	-	1	2	-	1	-	1	-	-	-	-	5	▲	5
	Domestic and Family - Level 1	2017	1	-	1	-	6	5	4	4	2	-	2	1	26	13%	26
		2016	-	-	-	1	-	-	6	3	-	9	3	1	23	▲	23
	Domestic and Family - Level 2	2017	-	-	-	1	1	-	-	-	-	-	-	1	3	50%	3
		2016	-	-	-	-	2	-	-	-	-	-	-	-	2	▲	2
	General Civil - Level 1	2017	-	-	-	-	1	-	-	1	-	-	-	-	2	2	2
		2016	-	-	-	-	-	-	-	-	-	-	-	-	0	↔	0
	General Civil - Level 2	2017	2	1	-	-	3	2	3	3	3	3	4	6	30	-12%	30
		2016	2	6	5	1	7	2	3	1	4	1	1	1	34	▼	34
	General Civil - Level 3	2017	3	2	1	2	-	-	2	3	1	-	3	1	18	-42%	18
		2016	3	-	-	2	-	4	17	-	2	-	-	3	31	▼	31
Probates/Wills & Trusts - Level 1	2017	-	-	-	-	-	-	-	-	-	-	-	2	-	2	2	2
	2016	-	-	-	-	-	-	-	-	-	-	-	-	-	0	↔	0
Probates/Wills & Trusts - Level 2	2017	-	-	-	1	1	1	1	1	-	-	-	-	5	0%	5	
	2016	-	1	-	-	-	1	-	-	-	1	2	-	5	↔	5	
Uncontested Divorce	2017	4	2	6	5	3	4	2	-	1	3	3	4	37	106%	37	
	2016	1	2	1	2	1	2	-	5	1	-	3	-	18	▲	18	
Criminal	Felonies and Related Matters	2017	57	7	20	37	9	8	42	25	24	53	18	15	315	-27%	315
		2016	52	7	135	30	50	24	35	13	42	18	13	13	432	▼	432
	Misdemeanor	2017	8	5	7	-	4	4	9	6	6	5	6	1	61	-32%	61
		2016	16	2	5	7	4	8	9	5	10	9	7	8	90	▼	90
	Other Criminally Related Matters	2017	3	3	21	-	9	6	7	4	2	4	7	-	66	47%	66
		2016	6	1	1	8	1	1	6	11	3	5	2	-	45	▲	45
Miscellaneous	Other	2017	25	26	33	19	29	34	22	36	17	43	35	28	347	4%	347
		2016	40	29	36	17	31	19	30	18	31	26	40	18	335	▲	335
	Other	2017	-	2	1	1	1	5	1	-	-	-	-	3	14	100%	14
		2016	1	2	1	-	1	1	-	-	-	-	-	1	7	▲	7

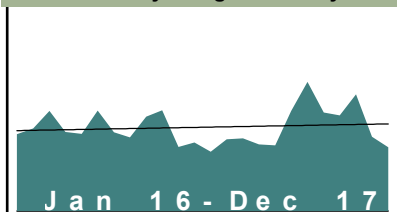
January 2016 -- December 2017 Filings

Dashboard

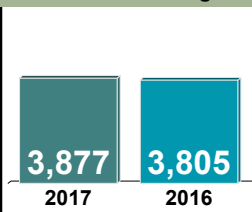
Court: Fredericksburg Circuit
Start/End Date: Jan-16 / Dec-17
2016 Average Month: 317
Jan-Dec 2016: 3,805
Filings Trending: ↔

Circuit/Court ID: 15
215630
Type of Case: Filings
2017 Average Month: 323
Jan-Dec 2017 : 3,877
Overall AVG. Month: 320

Monthly Filings Summary



Jan --- Dec Filings



Filings by Division

		Jan	Feb	Mar	Apr	May	Jun	Jul	Aug	Sep	Oct	Nov	Dec	Thru Dec	% Change	Total
Total	2017	227	274	278	255	251	383	493	376	366	446	284	244	3,877	2%	3,877
	2016	293	315	382	302	295	384	301	281	360	385	245	262	3,805	▲	3,805
Civil	2017	26	20	48	46	37	111	151	89	85	175	103	44	935	-2%	935
	2016	58	91	98	68	114	99	64	72	106	51	51	80	952	▼	952
Criminal	2017	156	207	172	179	167	221	297	237	210	205	140	137	2,328	-1%	2,328
	2016	182	166	246	192	143	237	190	168	204	298	163	153	2,342	▼	2,342
Miscellaneous	2017	43	45	56	28	45	43	42	48	69	64	36	61	580	21%	580
	2016	52	55	37	39	38	44	37	41	46	33	30	26	478	▲	478
Other	2017	2	2	2	2	2	8	3	2	2	2	5	2	34	3%	34
	2016	1	3	1	3	-	4	10	-	4	3	1	3	33	▲	33

Filings by Division & Case Category

			Jan	Feb	Mar	Apr	May	Jun	Jul	Aug	Sep	Oct	Nov	Dec	Thru Dec	% Change	Total
Civil	Administrative Law	2017	-	-	-	-	-	1	-	3	-	-	2	1	7	17%	7
		2016	-	1	-	1	1	-	-	-	-	1	-	2	6	▲	6
	Contested Divorce	2017	2	-	6	2	3	24	17	6	7	14	3	5	89	-20%	89
		2016	6	11	15	11	18	5	12	8	12	4	4	5	111	▼	111
	Domestic and Family - Level 1	2017	2	-	7	4	8	2	11	2	7	8	12	1	64	-47%	64
		2016	2	13	4	6	1	34	3	6	19	1	-	31	120	▼	120
	Domestic and Family - Level 2	2017	14	-	10	10	-	1	58	14	12	8	51	6	184	-35%	184
		2016	11	20	23	9	51	25	14	26	31	25	23	25	283	▼	283
	General Civil - Level 1	2017	-	1	2	1	1	4	1	4	2	4	-	1	21	50%	21
		2016	-	1	1	-	1	3	2	2	1	1	1	1	14	▲	14
	General Civil - Level 2	2017	3	2	6	10	11	23	16	18	20	73	10	10	202	132%	202
		2016	8	7	4	8	6	10	11	10	8	5	4	6	87	▲	87
	General Civil - Level 3	2017	3	5	6	5	4	15	20	14	11	37	11	4	135	101%	135
		2016	4	5	6	5	5	5	1	7	12	5	8	4	67	▲	67
Probates/Wills & Trusts - Level 1	2017	-	-	-	-	-	-	-	-	1	1	-	-	2	2	2	2
	2016	-	-	-	-	-	-	-	-	-	-	-	-	0	↔	0	
Probates/Wills & Trusts - Level 2	2017	-	1	3	2	1	1	-	3	2	3	-	2	18	80%	18	
	2016	-	-	1	1	1	2	-	-	4	1	-	-	10	▲	10	
Uncontested Divorce	2017	2	11	8	12	9	40	28	25	23	27	14	14	213	-16%	213	
	2016	27	33	44	27	30	15	21	13	19	8	11	6	254	▼	254	
Criminal	Felonies and Related Matters	2017	99	152	120	139	127	170	221	174	156	133	104	102	1,697	-1%	1,697
		2016	109	107	202	153	109	182	137	122	153	216	113	111	1,714	▼	1,714
	Misdemeanor	2017	56	48	45	38	32	44	70	56	47	62	31	30	559	-3%	559
		2016	70	51	39	35	31	51	50	42	49	76	44	39	577	▼	577
	Other Criminally Related Matters	2017	1	7	7	2	8	7	6	7	7	10	5	5	72	41%	72
		2016	3	8	5	4	3	4	3	4	2	6	6	3	51	▲	51
	Miscellaneous	2017	43	45	56	28	45	43	42	48	69	64	36	61	580	21%	580
		2016	52	55	37	39	38	44	37	41	46	33	30	26	478	▲	478
	Other	2017	2	2	2	2	2	8	3	2	2	2	5	2	34	3%	34
		2016	1	3	1	3	-	4	10	-	4	3	1	3	33	▲	33


January 2016 -- December 2017 Filings

Dashboard

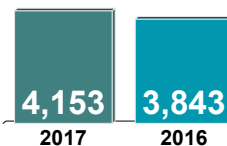
Court: Albemarle Circuit
 Start/End Date: Jan-16 / Dec-17
 2016 Average Month: 320
 Jan-Dec 2016: 3,843
 Filings Trending: ▲

Circuit/Court ID: 16
 216003
 Type of Case: Filings
 2017 Average Month: 346
 Jan-Dec 2017 : 4,153
 Overall AVG. Month: 333

Monthly Filings Summary



Jan --- Dec Filings



Filings by Division

		Jan	Feb	Mar	Apr	May	Jun	Jul	Aug	Sep	Oct	Nov	Dec	Thru Dec	% Change	Total
Total	2017	348	378	368	301	284	417	312	360	364	374	361	286	4,153	8%	4,153
	2016	347	333	373	310	298	292	321	291	329	321	322	306	3,843	▲	3,843
Civil	2017	49	120	99	70	44	98	60	51	62	98	68	47	866	-2%	866
	2016	90	123	84	64	88	58	62	61	66	65	66	56	883	▼	883
Criminal	2017	122	128	91	86	78	129	77	90	100	89	134	57	1,181	4%	1,181
	2016	88	65	110	94	80	90	88	97	104	94	109	112	1,131	▲	1,131
Miscellaneous	2017	171	125	175	132	130	159	126	190	159	143	135	174	1,819	3%	1,819
	2016	161	141	172	145	127	138	168	133	153	158	142	135	1,773	▲	1,773
Other	2017	6	5	3	13	32	31	49	29	43	44	24	8	287	413%	287
	2016	8	4	7	7	3	6	3	-	6	4	5	3	56	▲	56

Filings by Division & Case Category

		Jan	Feb	Mar	Apr	May	Jun	Jul	Aug	Sep	Oct	Nov	Dec	Thru Dec	% Change	Total
Civil	Administrative Law	2017	-	-	-	-	-	-	-	1	2	-	-	3	200%	3
		2016	-	-	-	-	-	-	-	-	-	1	-	1	▲	1
	Contested Divorce	2017	11	6	4	9	3	7	6	7	5	5	5	73	-1%	73
		2016	5	12	9	4	4	7	6	5	11	7	2	74	▼	74
	Domestic and Family - Level 1	2017	6	17	3	11	1	8	9	5	5	2	5	78	-15%	78
		2016	15	5	6	3	16	4	13	3	10	7	3	92	▼	92
	Domestic and Family - Level 2	2017	3	4	3	8	7	6	4	-	1	8	5	55	-28%	55
		2016	-	5	7	5	12	10	5	8	4	9	5	76	▼	76
	General Civil - Level 1	2017	2	7	3	1	-	5	3	1	4	4	3	34	183%	34
		2016	2	5	2	-	-	2	-	1	-	-	-	12	▲	12
	General Civil - Level 2	2017	11	47	35	17	15	43	22	21	30	30	27	316	9%	316
		2016	26	47	32	27	24	18	15	24	17	17	17	291	▲	291
Criminal	General Civil - Level 3	2017	3	20	24	9	3	12	4	2	7	26	8	118	1%	118
		2016	23	28	10	7	10	5	5	7	5	4	10	117	▲	117
	Probates/Wills & Trusts - Level 1	2017	1	-	-	-	-	-	-	-	-	-	1	2	100%	2
		2016	-	1	-	-	-	-	-	-	-	-	-	1	▲	1
	Probates/Wills & Trusts - Level 2	2017	1	2	4	4	1	3	1	1	-	2	-	20	-38%	20
		2016	3	4	3	-	3	2	3	2	4	3	3	32	▼	32
	Uncontested Divorce	2017	11	17	23	11	14	14	11	14	9	19	14	167	-11%	167
		2016	16	16	15	18	19	12	13	12	14	18	15	187	▼	187
	Felonies and Related Matters	2017	83	92	58	61	53	92	50	73	69	76	99	847	5%	847
		2016	49	56	76	66	58	64	61	70	75	77	63	805	▲	805
	Misdemeanor	2017	30	30	23	24	24	34	26	16	30	10	30	291	-3%	291
		2016	38	9	32	25	22	22	25	24	27	16	39	300	▼	300
Miscellaneous	Other Criminally Related Matters	2017	9	6	10	1	1	3	1	1	1	3	5	43	65%	43
		2016	1	-	2	3	-	4	2	3	2	1	7	26	▲	26
Other	Miscellaneous	2017	171	125	175	132	130	159	126	190	159	143	135	1,819	3%	1,819
		2016	161	141	172	145	127	138	168	133	153	158	142	1,773	▲	1,773
Other	Other	2017	6	5	3	13	32	31	49	29	43	44	24	287	413%	287
		2016	8	4	7	7	3	6	3	-	6	4	5	56	▲	56


January 2016 -- December 2017 Filings

Dashboard

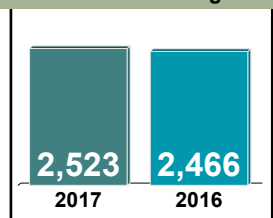
Court: Culpeper Circuit
Start/End Date: Jan-16 / Dec-17
2016 Average Month: 206
Jan-Dec 2016: 2,466
Filings Trending: ↔

Circuit/Court ID: 16
216047
Type of Case: Filings
2017 Average Month: 210
Jan-Dec 2017 : 2,523
Overall AVG. Month: 208

Monthly Filings Summary



Jan --- Dec Filings



Filings by Division

		Jan	Feb	Mar	Apr	May	Jun	Jul	Aug	Sep	Oct	Nov	Dec	Thru Dec	% Change	Total
Total	2017	196	199	259	173	175	202	176	208	235	237	228	235	2,523	2%	2,523
	2016	181	270	214	156	174	244	217	259	162	230	185	174	2,466	▲	2,466
Civil	2017	31	27	55	30	31	28	29	33	54	46	35	37	436	3%	436
	2016	29	41	47	30	35	34	45	36	29	44	30	24	424	▲	424
Criminal	2017	68	75	100	66	56	93	67	78	95	99	96	111	1,004	13%	1,004
	2016	33	81	47	57	55	126	68	123	54	107	67	69	887	▲	887
Miscellaneous	2017	96	96	104	75	84	79	79	97	85	92	97	87	1,071	-6%	1,071
	2016	119	147	119	69	81	80	100	99	78	76	86	81	1,135	▼	1,135
Other	2017	1	1	-	2	4	2	1	-	1	-	-	-	12	-40%	12
	2016	-	1	1	-	3	4	4	1	1	3	2	-	20	▼	20

Filings by Division & Case Category

		Jan	Feb	Mar	Apr	May	Jun	Jul	Aug	Sep	Oct	Nov	Dec	Thru Dec	% Change	Total
Civil	Administrative Law	2017	-	-	-	-	-	-	-	-	-	-	-	0	-100%	0
		2016	-	-	-	-	1	-	1	-	1	-	1	4	▼	4
	Contested Divorce	2017	1	5	9	6	4	2	5	5	6	8	6	63	34%	63
		2016	2	4	7	4	3	3	7	5	2	4	2	47	▲	47
	Domestic and Family - Level 1	2017	4	1	7	1	5	1	3	8	11	20	5	67	-15%	67
		2016	6	11	5	4	4	3	7	10	3	12	11	79	▼	79
	Domestic and Family - Level 2	2017	5	4	2	6	2	6	2	-	4	1	3	36	44%	36
		2016	3	1	2	1	2	2	1	4	3	1	3	25	▲	25
	General Civil - Level 1	2017	1	3	1	-	-	-	1	-	-	-	-	8	60%	8
		2016	-	-	-	-	-	1	-	1	1	1	-	5	▲	5
	General Civil - Level 2	2017	5	1	7	5	3	5	3	6	17	3	3	69	-22%	69
		2016	7	7	16	6	8	8	11	5	4	11	3	89	▼	89
	General Civil - Level 3	2017	4	2	6	2	3	1	4	5	3	4	3	39	-11%	39
		2016	4	3	7	3	5	4	5	-	4	3	4	44	▼	44
Criminal	Probates/Wills & Trusts - Level 1	2017	-	-	1	-	-	-	-	-	-	1	-	2	100%	2
		2016	-	-	-	-	-	-	1	-	-	-	-	1	▲	1
	Probates/Wills & Trusts - Level 2	2017	-	1	-	2	2	1	-	1	-	-	1	10	67%	10
		2016	-	1	1	-	1	-	-	1	1	-	1	6	▲	6
	Uncontested Divorce	2017	11	10	22	8	12	12	11	8	13	9	14	142	15%	142
		2016	7	14	9	12	11	13	12	11	10	11	5	124	▲	124
	Capital Murder	2017	-	-	-	-	-	-	-	-	-	-	-	0	-100%	0
		2016	-	8	-	-	-	-	-	-	-	-	-	8	▼	8
	Felonies and Related Matters	2017	58	60	75	46	34	73	56	58	66	75	76	754	13%	754
		2016	30	59	32	43	46	90	53	91	38	82	52	666	▲	666
	Misdemeanor	2017	8	13	23	17	22	14	8	16	27	22	18	220	22%	220
		2016	1	11	11	10	6	33	13	30	13	23	12	181	▲	181
	Other Criminally Related Matters	2017	2	2	2	3	-	6	3	4	2	2	2	30	-6%	30
		2016	2	3	4	4	3	3	2	2	3	2	3	32	▼	32
Miscellaneous		2017	96	96	104	75	84	79	79	97	85	92	97	1,071	-6%	1,071
		2016	119	147	119	69	81	80	100	99	78	76	86	1,135	▼	1,135
Other		2017	1	1	-	2	4	2	1	-	1	-	-	12	-40%	12
		2016	-	1	1	-	3	4	4	1	1	3	2	20	▼	20

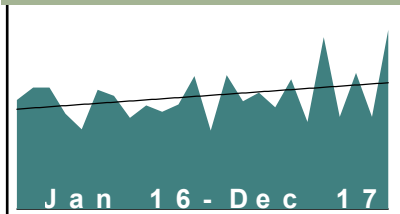
January 2016 -- December 2017 Filings

Dashboard

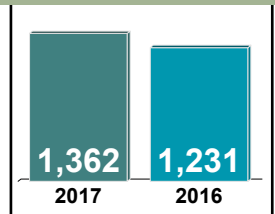
Court: Fluvanna Circuit
 Start/End Date: Jan-16 / Dec-17
 2016 Average Month: 103
 Jan-Dec 2016: 1,231
 Filings Trending: ▲

Circuit/Court ID: 16
 216065
 Type of Case: Filings
 2017 Average Month: 114
 Jan-Dec 2017 : 1,362
 Overall AVG. Month: 108

Monthly Filings Summary



Jan --- Dec Filings



Filings by Division

		Jan	Feb	Mar	Apr	May	Jun	Jul	Aug	Sep	Oct	Nov	Dec	Thru Dec	% Change	Total
Total	2017	75	128	103	111	97	124	83	164	88	130	88	171	1,362	11%	1,362
	2016	104	116	116	91	76	114	108	87	99	93	100	127	1,231	▲	1,231
Civil	2017	14	13	10	14	37	14	17	14	18	21	13	22	207	20%	207
	2016	8	15	13	10	8	26	16	16	16	19	14	11	172	▲	172
Criminal	2017	14	69	24	56	22	65	18	87	20	56	15	78	524	24%	524
	2016	15	34	54	39	21	38	36	36	32	32	26	59	422	▲	422
Miscellaneous	2017	47	45	68	41	38	45	48	63	50	53	60	71	629	-1%	629
	2016	81	67	49	42	47	50	56	35	51	42	60	57	637	▼	637
Other	2017	-	1	1	-	-	-	-	-	-	-	-	-	2	2	2
	2016	-	-	-	-	-	-	-	-	-	-	-	-	0	↔	0

Filings by Division & Case Category

		Jan	Feb	Mar	Apr	May	Jun	Jul	Aug	Sep	Oct	Nov	Dec	Thru Dec	% Change	Total
Civil	Administrative Law	2017	-	-	-	-	-	-	-	-	-	-	-	0	-100%	0
		2016	1	-	-	-	-	-	-	-	-	-	1	2	▼	2
	Contested Divorce	2017	2	2	-	2	1	1	1	-	5	3	1	18	-22%	18
		2016	1	2	3	1	3	3	1	2	2	-	2	23	▼	23
	Domestic and Family - Level 1	2017	1	1	1	2	14	5	3	7	3	-	4	51	168%	51
		2016	1	3	-	1	1	3	4	2	2	1	-	19	▲	19
	Domestic and Family - Level 2	2017	1	5	4	-	4	3	2	2	3	-	3	29	45%	29
		2016	2	1	1	1	-	2	2	-	1	6	3	20	▲	20
	General Civil - Level 1	2017	-	-	-	-	-	-	-	2	1	-	2	5	150%	5
		2016	-	-	-	1	-	1	-	-	-	-	-	2	▲	2
	General Civil - Level 2	2017	10	-	3	1	4	-	1	3	4	5	2	38	-3%	38
		2016	-	3	3	1	-	5	2	7	8	4	4	39	▼	39
	General Civil - Level 3	2017	-	2	-	3	9	1	3	-	1	1	-	20	5%	20
		2016	1	-	1	3	-	3	1	4	1	4	1	19	▲	19
Criminal	Probates/Wills & Trusts - Level 1	2017	-	-	-	-	-	-	-	-	-	-	1	1	-50%	1
		2016	-	-	1	-	1	-	-	-	-	-	-	2	▼	2
	Probates/Wills & Trusts - Level 2	2017	-	-	1	1	-	1	1	-	-	-	-	4	0%	4
		2016	-	-	1	-	-	-	-	-	-	1	2	4	↔	4
	Uncontested Divorce	2017	-	3	1	5	5	4	-	4	3	3	7	41	-2%	41
		2016	2	6	3	2	4	8	4	2	2	2	4	42	▼	42
	Felonies and Related Matters	2017	11	51	15	48	15	55	6	56	17	45	5	383	48%	383
		2016	9	23	48	30	9	24	13	15	18	19	11	258	▲	258
	Misdemeanor	2017	2	9	9	1	4	6	7	23	3	11	5	98	-27%	98
		2016	4	9	6	7	12	12	14	18	12	12	10	134	▼	134
Miscellaneous	Other Criminally Related Matters	2017	1	9	-	7	3	4	5	8	-	-	5	43	43%	43
		2016	2	2	-	2	-	2	9	3	2	1	5	30	▲	30
Other	Miscellaneous	2017	47	45	68	41	38	45	48	63	50	53	60	629	-1%	629
		2016	81	67	49	42	47	50	56	35	51	42	60	637	▼	637
Other	Other	2017	-	1	1	-	-	-	-	-	-	-	-	2	2	2
		2016	-	-	-	-	-	-	-	-	-	-	-	0	↔	0


January 2016 -- December 2017 Filings

Dashboard

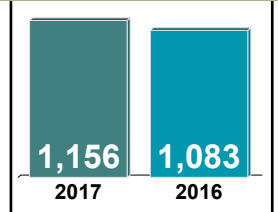
Court: Goochland Circuit
Start/End Date: Jan-16 / Dec-17
2016 Average Month: 90
Jan-Dec 2016: 1,083
Filings Trending: ▲

Circuit/Court ID: 16
216075
Type of Case: Filings
2017 Average Month: 96
Jan-Dec 2017 : 1,156
Overall AVG. Month: 93

Monthly Filings Summary



Jan --- Dec Filings



Filings by Division

		Jan	Feb	Mar	Apr	May	Jun	Jul	Aug	Sep	Oct	Nov	Dec	Thru Dec	% Change	Total
Total	2017	86	107	120	75	91	76	91	104	86	94	102	124	1,156	7%	1,156
	2016	119	93	94	93	80	90	94	92	62	94	103	69	1,083	▲	1,083
Civil	2017	20	14	22	18	33	16	12	17	8	20	17	15	212	12%	212
	2016	18	17	24	13	14	14	15	18	15	18	13	11	190	▲	190
Criminal	2017	18	29	41	15	17	10	41	15	15	28	17	21	267	-1%	267
	2016	31	11	18	34	25	30	17	10	14	23	34	22	269	▼	269
Miscellaneous	2017	46	62	56	40	40	47	36	71	61	44	65	83	651	7%	651
	2016	69	65	49	44	40	44	59	63	30	52	55	36	606	▲	606
Other	2017	2	2	1	2	1	3	2	1	2	2	3	5	26	44%	26
	2016	1	-	3	2	1	2	3	1	3	1	1	-	18	▲	18

Filings by Division & Case Category

		Jan	Feb	Mar	Apr	May	Jun	Jul	Aug	Sep	Oct	Nov	Dec	Thru Dec	% Change	Total
Civil	Contested Divorce	2017	2	3	2	1	3	1	2	1	1	3	3	23	44%	23
		2016	1	-	3	2	-	2	-	4	-	-	1	16	▲	16
	Domestic and Family - Level 1	2017	2	-	-	1	1	-	2	-	1	-	2	9	29%	9
		2016	2	1	-	-	1	-	2	-	1	-	-	7	▲	7
	Domestic and Family - Level 2	2017	1	1	-	1	-	2	-	2	-	2	1	10	67%	10
		2016	2	-	-	-	1	-	1	-	1	-	-	6	▲	6
	General Civil - Level 1	2017	-	-	1	-	-	-	2	-	1	-	-	4	300%	4
		2016	-	-	1	-	-	-	-	-	-	-	-	1	▲	1
	General Civil - Level 2	2017	4	2	9	2	8	3	2	2	9	8	4	55	20%	55
		2016	3	5	7	1	5	2	3	3	4	6	5	46	▲	46
	General Civil - Level 3	2017	8	5	7	9	13	5	6	1	1	2	-	58	0%	58
		2016	6	5	6	7	3	4	8	5	8	2	2	58	↔	58
Criminal	Probates/Wills & Trusts - Level 1	2017	1	-	-	-	1	1	-	-	-	-	-	3	3	3
		2016	-	-	-	-	-	-	-	-	-	-	-	0	↔	0
	Probates/Wills & Trusts - Level 2	2017	-	-	1	-	3	-	-	1	1	-	-	6	50%	6
		2016	-	-	1	-	2	-	-	-	1	-	-	4	▲	4
	Uncontested Divorce	2017	2	3	2	4	5	4	3	3	6	2	5	44	-15%	44
		2016	4	6	6	3	3	5	6	2	3	5	3	52	▼	52
	Capital Murder	2017	1	-	-	-	-	-	-	-	-	-	-	1	1	1
		2016	-	-	-	-	-	-	-	-	-	-	-	0	↔	0
	Felonies and Related Matters	2017	10	23	29	6	7	4	34	6	10	23	11	173	29%	173
		2016	17	6	8	19	8	20	3	2	7	16	15	134	▲	134
	Misdemeanor	2017	6	6	10	6	9	4	7	8	5	3	5	77	-22%	77
		2016	9	4	8	10	13	7	9	7	6	3	16	99	▼	99
Miscellaneous	Other Criminally Related Matters	2017	1	-	2	3	1	2	-	1	-	2	1	16	-56%	16
		2016	5	1	2	5	4	3	5	1	1	4	3	36	▼	36
Other	Miscellaneous	2017	46	62	56	40	40	47	36	71	61	44	65	651	7%	651
		2016	69	65	49	44	40	44	59	63	30	52	55	606	▲	606
Other	Other	2017	2	2	1	2	1	3	2	1	2	2	3	26	44%	26
		2016	1	-	3	2	1	2	3	1	3	1	1	18	▲	18


January 2016 -- December 2017 Filings

Dashboard

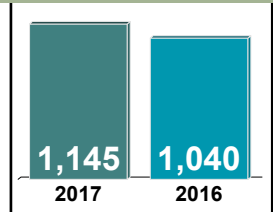
Court: Greene Circuit
 Start/End Date: Jan-16 / Dec-17
 2016 Average Month: 87
 Jan-Dec 2016: 1,040
 Filings Trending: ▲

Circuit/Court ID: 16
 216079
 Type of Case: Filings
 2017 Average Month: 95
 Jan-Dec 2017 : 1,145
 Overall AVG. Month: 91

Monthly Filings Summary



Jan --- Dec Filings



Filings by Division

		Jan	Feb	Mar	Apr	May	Jun	Jul	Aug	Sep	Oct	Nov	Dec	Thru Dec	% Change	Total
Total	2017	84	87	99	98	72	79	82	112	138	98	96	100	1,145	10%	1,145
	2016	93	136	100	76	73	98	71	84	67	108	66	68	1,040	▲	1,040
Civil	2017	12	7	17	11	13	8	13	12	11	11	9	13	137	13%	137
	2016	9	12	8	8	18	10	6	16	7	14	4	9	121	▲	121
Criminal	2017	34	20	29	38	20	30	21	32	65	34	25	36	384	25%	384
	2016	30	36	27	32	20	38	19	21	19	38	10	16	306	▲	306
Miscellaneous	2017	32	54	49	41	35	33	38	56	53	47	57	49	544	-3%	544
	2016	52	80	62	32	33	43	44	42	36	50	49	40	563	▼	563
Other	2017	6	6	4	8	4	8	10	12	9	6	5	2	80	60%	80
	2016	2	8	3	4	2	7	2	5	5	6	3	3	50	▲	50

Filings by Division & Case Category

		Jan	Feb	Mar	Apr	May	Jun	Jul	Aug	Sep	Oct	Nov	Dec	Thru Dec	% Change	Total
Civil	Administrative Law	2017	2	-	-	-	-	-	-	-	-	-	-	2	100%	2
		2016	-	-	-	-	1	-	-	-	-	-	-	1	▲	1
	Contested Divorce	2017	1	2	2	1	2	1	3	1	1	2	2	19	12%	19
		2016	1	1	-	-	5	-	2	1	1	4	-	17	▲	17
	Domestic and Family - Level 1	2017	2	1	-	5	1	1	2	-	1	2	3	18	-10%	18
		2016	2	1	-	-	4	3	3	3	2	2	-	20	▼	20
	Domestic and Family - Level 2	2017	1	-	1	-	3	-	-	1	-	-	2	8	0%	8
		2016	-	1	-	-	1	-	3	-	2	-	-	8	↔	8
	General Civil - Level 2	2017	-	1	5	3	1	2	4	3	3	2	1	29	21%	29
		2016	3	3	3	2	3	3	2	2	1	2	-	24	▲	24
	General Civil - Level 3	2017	4	2	5	1	1	-	4	2	3	1	-	25	108%	25
		2016	-	2	1	3	1	1	-	1	1	1	-	12	▲	12
Criminal	Probates/Wills & Trusts - Level 1	2017	-	-	-	-	-	-	-	-	-	-	-	0	-100%	0
		2016	-	-	-	-	-	-	-	-	1	-	-	1	▼	1
	Probates/Wills & Trusts - Level 2	2017	-	1	1	-	-	-	-	-	1	-	-	3	50%	3
		2016	-	1	-	-	1	-	-	-	-	-	-	2	▲	2
	Uncontested Divorce	2017	2	-	3	1	5	4	2	3	2	3	2	33	-8%	33
		2016	3	3	4	3	4	1	-	6	1	3	2	36	▼	36
	Felonies and Related Matters	2017	27	16	22	26	15	19	18	21	61	28	19	302	30%	302
		2016	26	29	19	22	17	29	11	16	17	27	9	232	▲	232
	Misdemeanor	2017	5	4	7	11	4	10	1	9	4	5	6	72	20%	72
		2016	3	5	8	10	2	6	6	3	1	10	-	60	▲	60
	Other Criminally Related Matters	2017	2	-	-	1	1	1	2	2	-	1	-	10	-29%	10
		2016	1	2	-	-	1	3	2	2	1	1	-	14	▼	14
Miscellaneous	2017	32	54	49	41	35	33	38	56	53	47	57	49	544	-3%	544
	2016	52	80	62	32	33	43	44	42	36	50	49	40	563	▼	563
Other	2017	6	6	4	8	4	8	10	12	9	6	5	2	80	60%	80
	2016	2	8	3	4	2	7	2	5	5	6	3	3	50	▲	50

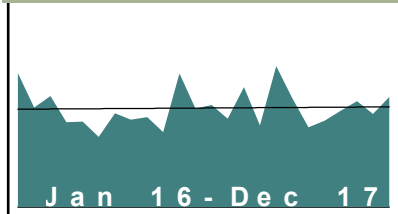
January 2016 -- December 2017 Filings

Dashboard

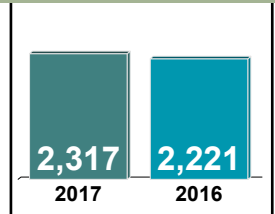
Court: Louisa Circuit
 Start/End Date: Jan-16 / Dec-17
 2016 Average Month: 185
 Jan-Dec 2016: 2,221
 Filings Trending: ▲

Circuit/Court ID: 16
 216109
 Type of Case: Filings
 2017 Average Month: 193
 Jan-Dec 2017 : 2,317
 Overall AVG. Month: 189

Monthly Filings Summary



Jan --- Dec Filings



Filings by Division

		Jan	Feb	Mar	Apr	May	Jun	Jul	Aug	Sep	Oct	Nov	Dec	Thru Dec	% Change	Total
Total	2017	195	169	229	156	269	208	152	165	184	202	178	210	2,317	4%	2,317
	2016	256	190	212	162	163	134	179	167	172	143	255	188	2,221	▲	2,221
Civil	2017	23	34	28	35	32	19	13	23	29	28	26	30	320	-1%	320
	2016	19	36	25	16	18	11	29	36	40	28	31	34	323	▼	323
Criminal	2017	78	37	116	37	143	107	52	58	59	53	51	70	861	12%	861
	2016	112	35	70	41	51	44	68	58	56	20	136	75	766	▲	766
Miscellaneous	2017	72	79	71	65	63	69	72	69	84	92	89	90	915	-2%	915
	2016	102	102	99	85	69	60	70	61	61	81	75	64	929	▼	929
Other	2017	22	19	14	19	31	13	15	15	12	29	12	20	221	9%	221
	2016	23	17	18	20	25	19	12	12	15	14	13	15	203	▲	203

Filings by Division & Case Category

			Jan	Feb	Mar	Apr	May	Jun	Jul	Aug	Sep	Oct	Nov	Dec	Thru Dec	% Change	Total	
Civil	Administrative Law	2017	-	-	-	-	1	-	-	-	-	-	1	2	4	33%	4	
		2016	-	-	2	-	-	-	-	-	-	-	-	1	3	▲	3	
	Contested Divorce	2017	4	3	1	5	5	1	-	1	1	2	3	1	27	-41%	27	
		2016	1	4	4	5	2	1	5	2	8	3	6	5	46	▼	46	
	Domestic and Family - Level 1	2017	-	13	-	10	3	2	2	-	-	3	1	3	37	-8%	37	
		2016	-	1	-	1	-	2	-	4	11	10	4	7	40	▼	40	
	Domestic and Family - Level 2	2017	-	-	1	2	3	-	-	2	2	-	1	2	13	30%	13	
		2016	-	-	1	-	1	1	2	3	-	-	1	1	10	▲	10	
	General Civil - Level 1	2017	-	-	-	-	-	1	-	-	-	-	2	2	1	6	100%	6
		2016	-	1	-	-	-	-	-	-	-	-	2	2	-	3	▲	3
	General Civil - Level 2	2017	12	2	12	5	3	4	4	4	6	8	10	7	77	35%	77	
		2016	5	3	5	3	5	2	6	4	9	6	6	3	57	▲	57	
	General Civil - Level 3	2017	2	6	3	3	12	9	2	4	16	6	1	2	66	-11%	66	
		2016	6	13	2	-	3	1	11	14	5	2	8	9	74	▼	74	
Probates/Wills & Trusts - Level 1	2017	-	-	-	-	-	-	-	1	-	-	-	-	1	1	1	1	
	2016	-	-	-	-	-	-	-	-	-	-	-	-	-	0	↔	0	
Probates/Wills & Trusts - Level 2	2017	-	-	-	-	-	-	-	2	-	-	1	1	5	9	-18%	9	
	2016	1	2	-	-	2	2	-	-	1	2	-	1	11	▼	11		
Uncontested Divorce	2017	5	10	11	10	5	2	5	9	4	6	6	7	80	1%	80		
	2016	6	12	11	7	5	2	5	9	6	5	4	7	79	▲	79		
Criminal	Capital Murder	2017	1	-	-	-	-	2	-	-	-	-	-	-	3	3	3	
		2016	-	-	-	-	-	-	-	-	-	-	-	-	0	↔	0	
	Felonies and Related Matters	2017	58	10	95	21	128	90	40	41	47	42	35	55	662	38%	662	
		2016	82	28	38	23	28	17	36	38	31	8	110	40	479	▲	479	
	Misdemeanor	2017	19	24	19	10	14	13	12	17	11	8	14	12	173	-32%	173	
		2016	27	7	28	16	22	21	30	19	20	7	26	33	256	▼	256	
	Other Criminally Related Matters	2017	-	3	2	6	1	2	-	-	1	3	2	3	23	-26%	23	
		2016	3	-	4	2	1	6	2	1	5	5	-	2	31	▼	31	
	Miscellaneous	2017	72	79	71	65	63	69	72	69	84	92	89	90	915	-2%	915	
		2016	102	102	99	85	69	60	70	61	61	81	75	64	929	▼	929	
Other	2017	22	19	14	19	31	13	15	15	12	29	12	20	221	9%	221		
	2016	23	17	18	20	25	19	12	12	15	14	13	15	203	▲	203		

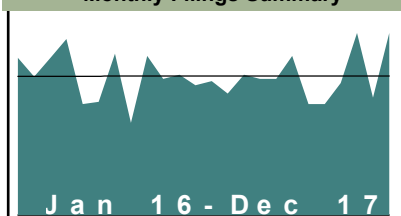
January 2016 -- December 2017 Filings

Dashboard

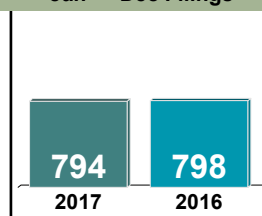
Court: Madison Circuit
 Start/End Date: Jan-16 / Dec-17
 2016 Average Month: 67
 Jan-Dec 2016: 798
 Filings Trending: ↔

Circuit/Court ID: 16
 216113
 Type of Case: Filings
 2017 Average Month: 66
 Jan-Dec 2017 : 794
 Overall AVG. Month: 66

Monthly Filings Summary



Jan --- Dec Filings



Filings by Division

		Jan	Feb	Mar	Apr	May	Jun	Jul	Aug	Sep	Oct	Nov	Dec	Thru Dec	% Change	Total
Total	2017	64	58	67	65	65	76	53	53	63	87	56	87	794	-1%	794
	2016	75	66	75	84	53	54	77	44	76	65	67	62	798	▼	798
Civil	2017	2	6	12	9	16	14	1	2	7	20	4	11	104	21%	104
	2016	5	1	10	11	10	9	2	12	7	5	7	7	86	▲	86
Criminal	2017	27	27	16	25	13	34	9	15	10	16	9	28	229	-1%	229
	2016	13	21	14	17	8	17	20	16	27	36	24	19	232	▼	232
Miscellaneous	2017	25	18	29	21	29	23	33	33	35	44	31	31	352	-4%	352
	2016	45	32	43	46	29	19	41	11	32	15	27	25	365	▼	365
Other	2017	10	7	10	10	7	5	10	3	11	7	12	17	109	-5%	109
	2016	12	12	8	10	6	9	14	5	10	9	9	11	115	▼	115

Filings by Division & Case Category

		Jan	Feb	Mar	Apr	May	Jun	Jul	Aug	Sep	Oct	Nov	Dec	Thru Dec	% Change	Total
Civil	Contested Divorce	2017	1	-	1	1	1	-	1	-	-	-	-	5	-38%	5
		2016	-	-	-	2	1	2	-	1	1	-	1	8	▼	8
	Domestic and Family - Level 1	2017	-	-	-	-	6	-	-	-	12	-	9	27	108%	27
		2016	-	-	-	2	2	1	-	6	2	-	-	13	▲	13
	Domestic and Family - Level 2	2017	-	-	1	-	13	-	-	1	-	-	-	15	150%	15
		2016	1	-	1	1	1	-	-	1	-	1	-	6	▲	6
	General Civil - Level 1	2017	-	-	-	-	-	-	-	1	-	-	-	1	1	1
		2016	-	-	-	-	-	-	-	-	-	-	-	0	↔	0
	General Civil - Level 2	2017	-	2	1	4	-	2	-	1	3	4	2	20	5%	20
		2016	1	-	1	3	1	2	-	1	3	3	1	19	▲	19
	General Civil - Level 3	2017	-	1	8	1	-	2	-	1	-	2	1	17	183%	17
		2016	1	-	1	-	-	1	1	-	-	1	1	6	▲	6
Criminal	Probates/Wills & Trusts - Level 1	2017	-	1	-	-	-	-	-	-	-	-	-	1	0%	1
		2016	-	-	-	1	-	-	-	-	-	-	-	1	↔	1
	Probates/Wills & Trusts - Level 2	2017	-	-	-	2	1	4	-	-	1	1	1	10	67%	10
		2016	1	-	1	-	1	-	1	-	-	2	-	6	▲	6
	Uncontested Divorce	2017	1	2	1	1	1	-	-	1	1	-	-	8	-70%	8
		2016	1	1	6	2	4	4	-	3	2	-	2	27	▼	27
Miscellaneous	Felonies and Related Matters	2017	20	15	11	20	7	23	2	10	4	6	5	21	-6%	144
		2016	9	14	10	10	6	13	10	9	18	31	10	154	▼	154
	Misdemeanor	2017	6	11	5	4	4	8	4	1	6	8	4	66	2%	66
		2016	4	6	3	6	2	4	9	5	9	2	12	65	▲	65
	Other Criminally Related Matters	2017	1	1	-	1	2	3	3	4	-	2	-	19	46%	19
		2016	-	1	1	1	-	-	1	2	-	3	2	13	▲	13
Other	Miscellaneous	2017	25	18	29	21	29	23	33	33	35	44	31	31	-4%	352
		2016	45	32	43	46	29	19	41	11	32	15	27	25	▼	365
Other	Other	2017	10	7	10	10	7	5	10	3	11	7	12	17	-5%	109
		2016	12	12	8	10	6	9	14	5	10	9	9	11	▼	115


January 2016 -- December 2017 Filings

Dashboard

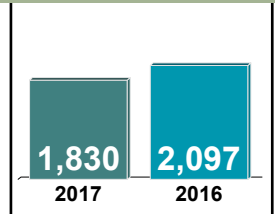
Court: Orange Circuit
 Start/End Date: Jan-16 / Dec-17
 2016 Average Month: 175
 Jan-Dec 2016: 2,097
 Filings Trending: ▼

Circuit/Court ID: 16
 216137
 Type of Case: Filings
 2017 Average Month: 153
 Jan-Dec 2017 : 1,830
 Overall AVG. Month: 164

Monthly Filings Summary



Jan --- Dec Filings



Filings by Division

		Jan	Feb	Mar	Apr	May	Jun	Jul	Aug	Sep	Oct	Nov	Dec	Thru Dec	% Change	Total
Total	2017	179	138	174	86	146	143	176	135	144	170	220	119	1,830	-13%	1,830
	2016	173	196	235	201	183	127	223	125	203	115	187	129	2,097	▼	2,097
Civil	2017	26	21	29	27	27	26	37	42	26	23	17	12	313	24%	313
	2016	20	19	20	20	23	21	18	29	23	11	22	27	253	▲	253
Criminal	2017	79	53	63	14	48	24	77	20	52	69	116	34	649	-22%	649
	2016	66	51	93	116	95	36	131	22	96	21	75	30	832	▼	832
Miscellaneous	2017	71	61	81	45	71	89	60	72	66	78	85	72	851	-12%	851
	2016	85	122	120	61	63	66	69	70	80	78	89	69	972	▼	972
Other	2017	3	3	1	-	-	4	2	1	-	-	2	1	17	-58%	17
	2016	2	4	2	4	2	4	5	4	4	5	1	3	40	▼	40

Filings by Division & Case Category

			Jan	Feb	Mar	Apr	May	Jun	Jul	Aug	Sep	Oct	Nov	Dec	Thru Dec	% Change	Total	
Civil	Administrative Law	2017	-	1	1	-	-	-	-	1	-	-	-	-	-	3	3	3
		2016	-	-	-	-	-	-	-	-	-	-	-	-	-	0	↔	0
	Contested Divorce	2017	2	1	7	2	3	3	4	3	5	2	1	2	2	35	-15%	35
		2016	3	4	7	4	3	2	2	3	4	1	5	3	3	41	▼	41
	Domestic and Family - Level 1	2017	7	1	2	11	3	4	10	12	3	3	-	-	-	56	51%	56
		2016	1	6	5	-	1	1	3	9	3	1	1	6	6	37	▲	37
	Domestic and Family - Level 2	2017	1	-	-	1	4	1	1	3	-	2	1	1	1	15	36%	15
		2016	1	-	-	2	2	3	1	1	-	-	-	-	1	11	▲	11
	General Civil - Level 1	2017	-	-	-	-	-	1	-	1	-	-	-	-	-	2	0%	2
		2016	-	1	-	-	-	-	-	-	-	-	1	-	-	2	↔	2
	General Civil - Level 2	2017	6	5	6	6	4	4	7	6	5	4	3	3	3	59	37%	59
		2016	3	2	2	6	2	5	4	2	9	1	4	3	3	43	▲	43
	General Civil - Level 3	2017	5	3	3	3	3	5	12	6	7	1	6	3	3	57	6%	57
		2016	6	4	3	2	12	3	-	9	2	2	5	6	6	54	▲	54
Probates/Wills & Trusts - Level 1	2017	-	-	-	-	-	-	-	-	-	-	-	1	-	1	1	1	
	2016	-	-	-	-	-	-	-	-	-	-	-	-	-	0	↔	0	
Probates/Wills & Trusts - Level 2	2017	-	-	5	-	3	1	1	1	1	2	-	-	-	14	27%	14	
	2016	1	-	1	1	1	1	3	1	1	1	1	-	-	11	▲	11	
Uncontested Divorce	2017	5	10	5	4	7	7	2	9	5	9	5	3	3	71	31%	71	
	2016	5	2	2	5	2	6	5	4	4	4	4	7	8	54	▲	54	
Criminal	Capital Murder	2017	-	-	-	-	-	-	-	-	-	-	-	-	-	0	-100%	0
		2016	-	-	-	1	-	-	-	-	-	-	-	-	-	1	▼	1
	Felonies and Related Matters	2017	55	44	49	9	32	19	60	15	36	57	62	25	25	463	-30%	463
		2016	51	38	78	107	75	28	101	19	77	16	52	15	15	657	▼	657
	Misdemeanor	2017	20	8	12	4	14	2	12	4	10	10	51	8	8	155	3%	155
		2016	10	12	14	8	16	5	30	3	18	4	17	13	13	150	▲	150
	Other Criminally Related Matters	2017	4	1	2	1	2	3	5	1	6	2	3	1	1	31	29%	31
		2016	5	1	1	-	4	3	-	-	1	1	6	2	2	24	▲	24
	Miscellaneous	2017	71	61	81	45	71	89	60	72	66	78	85	72	72	851	-12%	851
		2016	85	122	120	61	63	66	69	70	80	78	89	69	69	972	▼	972
Other	2017	3	3	1	-	-	4	2	1	-	-	2	1	1	17	-58%	17	
	2016	2	4	2	4	2	4	5	4	4	5	1	3	3	40	▼	40	

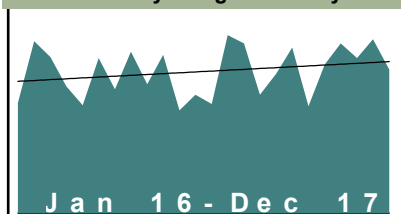
January 2016 -- December 2017 Filings

Dashboard

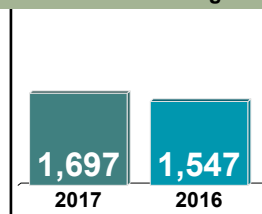
Court: Charlottesville Circuit
Start/End Date: Jan-16 / Dec-17
2016 Average Month: 129
Jan-Dec 2016: 1,547
Filings Trending: ▲

Circuit/Court ID: 16
216540
Type of Case: Filings
2017 Average Month: 141
Jan-Dec 2017 : 1,697
Overall AVG. Month: 135

Monthly Filings Summary



Jan --- Dec Filings



Filings by Division

		Jan	Feb	Mar	Apr	May	Jun	Jul	Aug	Sep	Oct	Nov	Dec	Thru Dec	% Change	Total
Total	2017	104	170	162	113	133	158	102	142	162	148	166	137	1,697	10%	1,697
	2016	105	164	149	121	103	148	118	154	123	151	98	113	1,547	▲	1,547
Civil	2017	14	24	28	25	21	22	33	20	30	19	36	16	288	8%	288
	2016	11	27	29	15	30	24	23	21	27	28	18	14	267	▲	267
Criminal	2017	65	112	92	63	82	87	31	89	83	98	93	85	980	5%	980
	2016	62	100	86	88	50	92	72	105	56	87	56	75	929	▲	929
Miscellaneous	2017	24	34	42	25	30	48	37	33	48	31	37	36	425	23%	425
	2016	30	37	34	16	23	31	23	28	40	36	23	24	345	▲	345
Other	2017	1	-	-	-	-	1	1	-	1	-	-	-	4	-33%	4
	2016	2	-	-	2	-	1	-	-	-	-	1	-	6	▼	6

Filings by Division & Case Category

			Jan	Feb	Mar	Apr	May	Jun	Jul	Aug	Sep	Oct	Nov	Dec	Thru Dec	% Change	Total
Civil	Administrative Law	2017	-	-	1	-	-	-	-	-	-	-	-	-	1	-75%	1
		2016	1	1	-	-	-	-	1	1	-	-	-	-	4	▼	4
	Contested Divorce	2017	1	-	-	-	1	3	3	1	3	3	-	-	15	36%	15
		2016	-	-	1	2	1	-	1	-	3	1	2	-	11	▲	11
	Domestic and Family - Level 1	2017	2	6	1	3	-	-	2	3	2	2	5	5	31	-24%	31
		2016	4	5	5	1	5	1	4	2	4	7	2	1	41	▼	41
	Domestic and Family - Level 2	2017	1	1	2	2	2	3	2	4	4	-	2	1	24	-20%	24
		2016	1	2	3	3	5	3	3	-	5	4	-	1	30	▼	30
	General Civil - Level 1	2017	-	-	3	-	4	-	1	-	1	2	1	1	13	18%	13
		2016	1	2	1	1	1	2	1	1	-	-	-	1	11	▲	11
	General Civil - Level 2	2017	4	9	10	11	10	8	10	5	5	5	15	3	95	23%	95
		2016	3	7	5	3	8	9	5	13	4	8	8	4	77	▲	77
General Civil - Level 3	2017	3	2	9	2	2	4	6	4	10	5	5	3	55	25%	55	
	2016	1	1	10	4	6	-	3	2	7	4	4	2	44	▲	44	
Probates/Wills & Trusts - Level 2	2017	-	2	1	3	-	-	2	2	1	-	4	-	15	88%	15	
	2016	-	-	1	1	1	1	-	1	1	1	-	1	8	▲	8	
Uncontested Divorce	2017	3	4	1	4	2	4	7	1	4	2	4	3	39	-5%	39	
	2016	-	9	3	-	3	7	5	2	3	3	2	4	41	▼	41	
Criminal	Capital Murder	2017	-	1	-	-	-	-	-	-	-	-	-	1	1	1	1
		2016	-	-	-	-	-	-	-	-	-	-	-	-	0	↔	0
	Felonies and Related Matters	2017	47	92	54	43	58	59	18	56	56	67	59	64	673	5%	673
		2016	41	76	60	58	36	62	48	73	35	60	36	54	639	▲	639
	Misdemeanor	2017	15	17	31	19	20	24	11	30	23	27	30	19	266	4%	266
		2016	19	22	22	24	11	26	21	29	17	25	20	19	255	▲	255
	Other Criminally Related Matters	2017	3	2	7	1	4	4	2	3	4	4	4	2	40	14%	40
		2016	2	2	4	6	3	4	3	3	4	2	-	2	35	▲	35
	Miscellaneous	2017	24	34	42	25	30	48	37	33	48	31	37	36	425	23%	425
		2016	30	37	34	16	23	31	23	28	40	36	23	24	345	▲	345
	Other	2017	1	-	-	-	-	1	1	-	1	-	-	-	4	-33%	4
		2016	2	-	-	2	-	1	-	-	-	-	1	-	6	▼	6


January 2016 -- December 2017 Filings

Dashboard

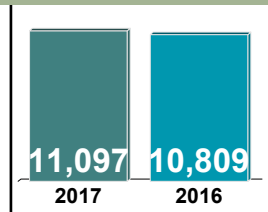
Court: Arlington Circuit
Start/End Date: Jan-16 / Dec-17
2016 Average Month: 901
Jan-Dec 2016: 10,809
Filings Trending: ▲

Circuit/Court ID: 17
217013
Type of Case: Filings
2017 Average Month: 925
Jan-Dec 2017 : 11,097
Overall AVG. Month: 913

Monthly Filings Summary



Jan --- Dec Filings



Filings by Division

		Jan	Feb	Mar	Apr	May	Jun	Jul	Aug	Sep	Oct	Nov	Dec	Thru Dec	% Change	Total
Total	2017	894	949	942	970	895	1,042	888	1,044	875	878	865	855	11,097	3%	11,097
	2016	844	826	783	876	943	974	943	1,045	867	1,029	882	797	10,809	▲	10,809
Civil	2017	155	139	125	142	113	201	116	224	195	146	188	209	1,953	24%	1,953
	2016	99	132	139	114	128	143	126	158	107	133	165	137	1,581	▲	1,581
Criminal	2017	377	435	443	499	448	459	355	448	322	386	310	302	4,784	-3%	4,784
	2016	264	380	313	403	468	485	444	507	428	537	368	345	4,942	▼	4,942
Miscellaneous	2017	177	182	167	151	167	168	174	177	174	172	189	191	2,089	3%	2,089
	2016	181	185	176	138	141	172	196	182	156	157	168	171	2,023	▲	2,023
Other	2017	185	193	207	178	167	214	243	195	184	174	178	153	2,271	0%	2,271
	2016	300	129	155	221	206	174	177	198	176	202	181	144	2,263	▲	2,263

Filings by Division & Case Category

			Jan	Feb	Mar	Apr	May	Jun	Jul	Aug	Sep	Oct	Nov	Dec	Thru Dec	% Change	Total
Civil	Administrative Law	2017	1	-	-	-	-	3	2	5	-	3	2	1	17	-23%	17
		2016	-	4	2	2	3	-	2	1	1	5	2	-	22	▼	22
	Contested Divorce	2017	14	18	25	12	16	21	21	19	19	26	23	14	228	-7%	228
		2016	12	19	21	19	31	24	23	20	18	16	24	17	244	▼	244
	Domestic and Family - Level 1	2017	15	7	8	5	6	13	4	8	14	5	10	18	113	-4%	113
		2016	16	2	13	10	10	10	9	12	4	8	19	5	118	▼	118
	Domestic and Family - Level 2	2017	5	11	7	9	11	6	5	6	5	5	9	9	88	13%	88
		2016	5	9	3	5	6	3	7	6	7	15	6	6	78	▲	78
	General Civil - Level 1	2017	4	4	5	4	3	4	1	-	2	4	4	2	37	32%	37
		2016	3	3	2	5	3	3	2	3	1	1	-	2	28	▲	28
	General Civil - Level 2	2017	67	51	30	65	31	83	38	135	99	54	86	118	857	50%	857
		2016	28	58	43	32	41	57	44	58	36	47	72	54	570	▲	570
	General Civil - Level 3	2017	10	6	17	12	9	18	11	11	7	9	11	15	136	9%	136
		2016	3	8	13	13	4	10	11	24	6	9	11	13	125	▲	125
	Probates/Wills & Trusts - Level 1	2017	2	-	2	1	3	1	2	-	2	1	-	1	15	-25%	15
		2016	4	1	4	2	2	1	1	-	1	-	1	3	20	▼	20
Probates/Wills & Trusts - Level 2	2017	18	19	12	13	4	16	13	11	19	11	12	8	156	33%	156	
	2016	8	11	13	8	10	9	9	11	11	9	5	13	117	▲	117	
Uncontested Divorce	2017	19	23	19	21	30	36	19	29	28	28	31	23	306	18%	306	
	2016	20	17	25	18	18	26	18	23	22	23	25	24	259	▲	259	
Criminal	Felonies and Related Matters	2017	268	289	321	374	296	308	249	306	216	232	207	162	3,228	-6%	3,228
		2016	163	253	186	278	339	332	322	336	295	408	268	240	3,420	▼	3,420
	Misdemeanor	2017	73	83	85	70	74	77	69	53	63	116	69	71	903	-2%	903
		2016	58	64	57	69	78	98	72	110	102	85	58	69	920	▼	920
	Other Criminally Related Matters	2017	36	63	37	55	78	74	37	89	43	38	34	69	653	8%	653
		2016	43	63	70	56	51	55	50	61	31	44	42	36	602	▲	602
Miscellaneous	2017	177	182	167	151	167	168	174	177	174	172	189	191	2,089	3%	2,089	
	2016	181	185	176	138	141	172	196	182	156	157	168	171	2,023	▲	2,023	
Other	2017	185	193	207	178	167	214	243	195	184	174	178	153	2,271	0%	2,271	
	2016	300	129	155	221	206	174	177	198	176	202	181	144	2,263	▲	2,263	

January 2016 -- December 2017 Filings

Dashboard

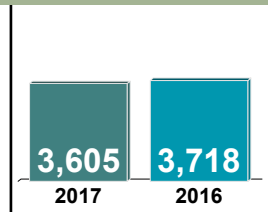
Court: Fauquier Circuit
 Start/End Date: Jan-16 / Dec-17
 2016 Average Month: 310
 Jan-Dec 2016: 3,718
 Filings Trending: ▼

Circuit/Court ID: 20
 220061
 Type of Case: Filings
 2017 Average Month: 300
 Jan-Dec 2017 : 3,605
 Overall AVG. Month: 305

Monthly Filings Summary



Jan --- Dec Filings



Filings by Division

		Jan	Feb	Mar	Apr	May	Jun	Jul	Aug	Sep	Oct	Nov	Dec	Thru Dec	% Change	Total
Total	2017	290	295	354	270	318	305	284	316	277	303	309	284	3,605	-3%	3,605
	2016	405	353	384	282	305	264	329	288	294	222	322	270	3,718	▼	3,718
Civil	2017	34	32	35	46	42	47	36	49	55	58	48	36	518	-5%	518
	2016	36	50	51	55	49	38	46	50	48	32	43	46	544	▼	544
Criminal	2017	66	82	163	79	130	104	92	79	70	69	79	71	1,084	0%	1,084
	2016	126	75	131	66	117	63	114	78	85	55	90	82	1,082	▲	1,082
Miscellaneous	2017	163	151	130	113	126	115	106	152	121	148	157	161	1,643	-3%	1,643
	2016	206	209	175	125	106	100	135	120	117	119	167	117	1,696	▼	1,696
Other	2017	27	30	26	32	20	39	50	36	31	28	25	16	360	-9%	360
	2016	37	19	27	36	33	63	34	40	44	16	22	25	396	▼	396

Filings by Division & Case Category

		Jan	Feb	Mar	Apr	May	Jun	Jul	Aug	Sep	Oct	Nov	Dec	Thru Dec	% Change	Total
Civil	Administrative Law	2017	1	-	-	-	-	-	1	-	1	-	1	4	0%	4
		2016	-	1	-	-	-	-	-	2	-	1	-	4	↔	4
	Contested Divorce	2017	4	2	3	11	9	6	3	7	9	4	10	73	18%	73
		2016	4	6	5	9	6	3	8	6	3	2	2	62	▲	62
	Domestic and Family - Level 1	2017	1	-	-	3	2	2	1	2	3	3	-	21	-48%	21
		2016	3	3	3	3	2	1	6	4	1	3	3	40	▼	40
	Domestic and Family - Level 2	2017	1	4	2	4	1	1	6	1	2	3	-	26	-37%	26
		2016	1	6	3	3	6	-	2	5	2	-	6	41	▼	41
	General Civil - Level 1	2017	-	-	-	-	1	-	-	-	2	-	-	3	-79%	3
		2016	1	2	3	-	1	1	1	2	1	1	-	14	▼	14
	General Civil - Level 2	2017	10	8	9	14	14	14	9	11	15	14	15	143	-6%	143
		2016	13	11	11	15	18	10	18	18	5	12	11	152	▼	152
	General Civil - Level 3	2017	3	6	3	1	4	2	4	13	6	9	2	57	10%	57
		2016	1	6	7	4	6	4	3	2	4	5	6	52	▲	52
Criminal	Probates/Wills & Trusts - Level 1	2017	-	-	-	1	-	-	-	-	-	-	-	1	-67%	1
		2016	1	-	-	-	-	1	-	-	-	-	1	3	▼	3
	Probates/Wills & Trusts - Level 2	2017	-	2	-	4	-	4	3	-	3	5	4	28	75%	28
		2016	1	2	-	2	-	5	1	-	1	2	1	16	▲	16
	Protective Orders	2017	2	-	1	4	-	-	2	1	3	1	2	16	14%	16
		2016	-	2	2	3	-	2	1	-	-	-	1	14	▲	14
	Uncontested Divorce	2017	12	10	17	5	11	17	10	21	9	17	9	146	0%	146
		2016	11	11	17	16	10	12	11	13	15	14	11	146	↔	146
	Felonies and Related Matters	2017	47	60	123	39	87	49	39	47	45	43	47	677	-5%	677
		2016	101	54	87	42	80	31	70	42	48	30	67	712	▼	712
Miscellaneous	Misdemeanor	2017	17	20	30	37	32	46	34	29	19	16	29	328	4%	328
		2016	21	18	39	19	29	26	38	30	34	24	20	316	▲	316
	Other Criminally Related Matters	2017	2	2	10	3	11	9	7	11	4	8	7	79	46%	79
		2016	4	3	5	5	8	6	6	3	1	3	4	54	▲	54
Other	Miscellaneous	2017	163	151	130	113	126	115	106	152	121	148	157	1,643	-3%	1,643
		2016	206	209	175	125	106	100	135	120	117	119	167	1,696	▼	1,696
Other	Other	2017	27	30	26	32	20	39	50	36	31	28	25	360	-9%	360
		2016	37	19	27	36	33	63	34	40	44	16	22	396	▼	396


January 2016 -- December 2017 Filings

Dashboard

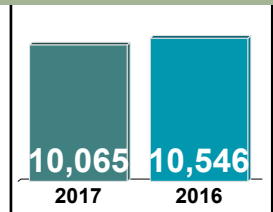
Court: Loudoun Circuit
Start/End Date: Jan-16 / Dec-17
2016 Average Month: 879
Jan-Dec 2016: 10,546
Filings Trending: ▼

Circuit/Court ID: 20
220107
Type of Case: Filings
2017 Average Month: 839
Jan-Dec 2017 : 10,065
Overall AVG. Month: 859

Monthly Filings Summary



Jan --- Dec Filings



Filings by Division

		Jan	Feb	Mar	Apr	May	Jun	Jul	Aug	Sep	Oct	Nov	Dec	Thru Dec	% Change	Total
Total	2017	864	890	843	670	828	854	764	868	828	880	882	894	10,065	-5%	10,065
	2016	953	939	1,027	834	830	947	781	945	851	798	848	793	10,546	▼	10,546
Civil	2017	198	190	227	174	187	215	171	188	165	173	202	169	2,259	-6%	2,259
	2016	174	206	213	195	211	228	179	223	210	179	189	184	2,391	▼	2,391
Criminal	2017	188	253	183	130	225	203	177	226	221	233	200	238	2,477	9%	2,477
	2016	184	184	278	168	180	198	166	218	178	172	177	177	2,280	▲	2,280
Miscellaneous	2017	437	421	413	345	387	390	391	418	417	449	453	448	4,969	-10%	4,969
	2016	569	508	505	456	422	488	414	460	429	426	461	396	5,534	▼	5,534
Other	2017	41	26	20	21	29	46	25	36	25	25	27	39	360	6%	360
	2016	26	41	31	15	17	33	22	44	34	21	21	36	341	▲	341

Filings by Division & Case Category

			Jan	Feb	Mar	Apr	May	Jun	Jul	Aug	Sep	Oct	Nov	Dec	Thru Dec	% Change	Total
Civil	Administrative Law	2017	-	-	-	2	3	1	1	-	1	1	-	1	10	-38%	10
		2016	1	1	-	1	1	-	4	1	2	4	1	-	16	▼	16
	Contested Divorce	2017	28	16	24	16	18	20	16	21	25	15	25	25	249	0%	249
		2016	20	26	25	26	17	17	23	19	19	14	24	20	250	▼	250
	Domestic and Family - Level 1	2017	6	23	15	18	8	20	9	11	18	14	20	15	177	-2%	177
		2016	9	15	16	14	12	17	21	12	17	16	18	13	180	▼	180
	Domestic and Family - Level 2	2017	17	12	20	12	11	11	8	13	11	7	5	12	139	24%	139
		2016	6	8	10	8	9	10	10	12	12	13	5	9	112	▲	112
	General Civil - Level 1	2017	2	3	2	1	4	3	5	6	1	1	1	-	29	4%	29
		2016	3	-	5	-	1	3	2	3	4	1	1	5	28	▲	28
	General Civil - Level 2	2017	41	41	64	45	55	57	55	36	50	48	69	57	618	10%	618
		2016	35	48	45	49	57	45	50	57	42	46	39	48	561	▲	561
	General Civil - Level 3	2017	21	29	25	13	20	19	18	17	16	12	16	16	222	-47%	222
		2016	35	46	54	29	40	52	17	26	28	35	36	23	421	▼	421
Probates/Wills & Trusts - Level 1	2017	-	-	-	1	1	-	-	1	1	-	1	2	7	-13%	7	
	2016	-	-	1	-	1	1	-	3	1	-	1	-	8	▼	8	
Probates/Wills & Trusts - Level 2	2017	7	8	7	10	9	12	8	8	3	8	10	9	99	-9%	99	
	2016	10	7	9	5	13	11	3	11	8	9	8	15	109	▼	109	
Uncontested Divorce	2017	76	58	70	56	58	72	51	75	39	67	55	32	709	0%	709	
	2016	55	55	48	63	60	72	49	79	77	41	56	51	706	▲	706	
Criminal	Felonies and Related Matters	2017	108	163	93	78	132	100	105	101	120	114	114	1,376	8%	1,376	
		2016	105	100	163	78	131	121	87	129	96	81	86	97	1,274	▲	1,274
	Misdemeanor	2017	37	53	48	22	44	48	40	53	45	43	44	36	513	14%	513
		2016	31	36	60	47	23	36	21	47	39	44	33	34	451	▲	451
	Other Criminally Related Matters	2017	43	37	42	30	49	55	32	72	56	42	42	88	588	6%	588
		2016	48	48	55	43	26	41	58	42	43	47	58	46	555	▲	555
	Miscellaneous	2017	437	421	413	345	387	390	391	418	417	449	453	448	4,969	-10%	4,969
		2016	569	508	505	456	422	488	414	460	429	426	461	396	5,534	▼	5,534
	Other	2017	41	26	20	21	29	46	25	36	25	25	27	39	360	6%	360
		2016	26	41	31	15	17	33	22	44	34	21	21	36	341	▲	341


January 2016 -- December 2017 Filings

Dashboard

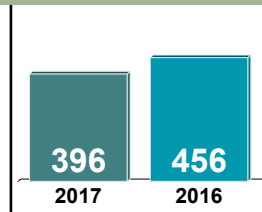
Court: Rappahannock Circuit
 Start/End Date: Jan-16 / Dec-17
 2016 Average Month: 38
 Jan-Dec 2016: 456
 Filings Trending: ▼

Circuit/Court ID: 20
 220157
 Type of Case: Filings
 2017 Average Month: 33
 Jan-Dec 2017 : 396
 Overall AVG. Month: 36

Monthly Filings Summary



Jan --- Dec Filings



Filings by Division

		Jan	Feb	Mar	Apr	May	Jun	Jul	Aug	Sep	Oct	Nov	Dec	Thru Dec	% Change	Total
Total	2017	41	31	47	32	33	30	23	28	34	33	31	33	396	-13%	396
	2016	43	45	41	59	34	26	39	31	34	23	49	32	456	▼	456
Civil	2017	9	2	8	1	6	5	1	2	3	7	1	5	50	-15%	50
	2016	2	6	9	6	3	7	3	6	6	3	3	5	59	▼	59
Criminal	2017	7	3	15	11	10	6	2	-	7	8	5	5	79	-21%	79
	2016	11	4	3	37	6	1	5	3	3	-	21	6	100	▼	100
Miscellaneous	2017	17	15	18	14	11	9	7	18	16	10	14	23	172	-16%	172
	2016	24	30	19	9	17	8	16	15	19	15	17	16	205	▼	205
Other	2017	8	11	6	6	6	10	13	8	8	8	11	-	95	3%	95
	2016	6	5	10	7	8	10	15	7	6	5	8	5	92	▲	92

Filings by Division & Case Category

			Jan	Feb	Mar	Apr	May	Jun	Jul	Aug	Sep	Oct	Nov	Dec	Thru Dec	% Change	Total	
Civil	Administrative Law	2017	2	-	-	-	-	-	-	-	-	-	-	-	-	2	2	2
		2016	-	-	-	-	-	-	-	-	-	-	-	-	-	0	↔	0
	Contested Divorce	2017	3	1	-	1	-	1	-	-	-	-	-	-	-	6	-33%	6
		2016	1	1	-	2	1	-	-	-	-	-	1	2	1	9	▼	9
	Domestic and Family - Level 1	2017	-	-	-	-	-	-	-	-	-	1	-	-	-	1	-83%	1
		2016	-	-	-	-	1	2	-	2	1	-	-	-	-	6	▼	6
	Domestic and Family - Level 2	2017	1	-	-	-	1	-	1	-	-	-	-	-	1	4	-43%	4
		2016	-	-	3	1	-	1	-	1	1	-	-	-	-	7	▼	7
	General Civil - Level 2	2017	-	1	3	-	3	2	-	1	1	6	1	2	20	33%	20	
		2016	-	2	2	-	-	2	-	2	2	1	1	3	15	▲	15	
	General Civil - Level 3	2017	1	-	-	-	2	1	-	-	-	-	-	-	-	4	-56%	4
		2016	-	2	1	2	-	1	1	-	-	2	-	-	-	9	▼	9
Probates/Wills & Trusts - Level 1	2017	-	-	-	-	-	-	-	-	-	-	-	-	-	0	-100%	0	
	2016	-	-	-	-	-	-	-	-	-	-	1	-	-	1	▼	1	
Probates/Wills & Trusts - Level 2	2017	-	-	2	-	-	-	-	-	-	-	-	-	1	3	3	3	
	2016	-	-	-	-	-	-	-	-	-	-	-	-	-	0	↔	0	
Uncontested Divorce	2017	2	-	3	-	-	1	-	1	1	1	1	-	1	10	-17%	10	
	2016	1	1	3	1	1	1	2	1	-	-	-	-	1	12	▼	12	
Criminal	Felonies and Related Matters	2017	-	2	11	7	8	4	-	-	6	5	2	3	48	-28%	48	
		2016	9	1	2	33	2	1	2	-	2	-	12	3	67	▼	67	
	Misdemeanor	2017	6	1	2	4	1	2	2	-	1	3	-	2	24	-17%	24	
		2016	2	3	1	4	3	-	3	3	1	-	7	2	29	▼	29	
	Other Criminally Related Matters	2017	1	-	2	-	1	-	-	-	-	-	3	-	7	75%	7	
		2016	-	-	-	-	1	-	-	-	-	-	2	1	4	▲	4	
	Miscellaneous	2017	17	15	18	14	11	9	7	18	16	10	14	23	172	-16%	172	
		2016	24	30	19	9	17	8	16	15	19	15	17	16	205	▼	205	
	Other	2017	8	11	6	6	6	10	13	8	8	8	11	-	95	3%	95	
		2016	6	5	10	7	8	10	15	7	6	5	8	5	92	▲	92	


January 2016 -- December 2017 Filings

Dashboard

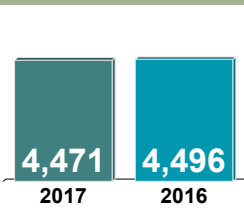
Court: Henry Circuit
 Start/End Date: Jan-16 / Dec-17
 2016 Average Month: 375
 Jan-Dec 2016: 4,496
 Filings Trending: ↔

Circuit/Court ID: 21
 221089
 Type of Case: Filings
 2017 Average Month: 373
 Jan-Dec 2017 : 4,471
 Overall AVG. Month: 374

Monthly Filings Summary



Jan --- Dec Filings



Filings by Division

		Jan	Feb	Mar	Apr	May	Jun	Jul	Aug	Sep	Oct	Nov	Dec	Thru Dec	% Change	Total
Total	2017	320	334	487	320	417	344	403	354	399	335	442	316	4,471	-1%	4,471
	2016	413	503	554	379	345	219	414	375	375	267	390	262	4,496	▼	4,496
Civil	2017	34	40	61	47	52	53	33	22	36	36	38	31	483	-7%	483
	2016	34	68	38	53	40	40	37	52	49	37	32	41	521	▼	521
Criminal	2017	157	174	217	121	187	160	216	197	222	166	255	134	2,206	6%	2,206
	2016	172	198	333	103	179	93	178	179	174	101	245	127	2,082	▲	2,082
Miscellaneous	2017	112	95	151	106	140	94	128	100	114	92	134	128	1,394	-13%	1,394
	2016	190	200	156	206	106	67	167	114	116	110	95	82	1,609	▼	1,609
Other	2017	17	25	58	46	38	37	26	35	27	41	15	23	388	37%	388
	2016	17	37	27	17	20	19	32	30	36	19	18	12	284	▲	284

Filings by Division & Case Category

			Jan	Feb	Mar	Apr	May	Jun	Jul	Aug	Sep	Oct	Nov	Dec	Thru Dec	% Change	Total
Civil	Administrative Law	2017	-	-	1	-	-	1	-	-	-	-	-	-	2	2	2
		2016	-	-	-	-	-	-	-	-	-	-	-	-	0	↔	0
	Contested Divorce	2017	5	5	15	9	11	11	4	3	5	8	7	8	91	-1%	91
		2016	4	12	7	10	1	10	6	11	8	8	9	6	92	▼	92
	Domestic and Family - Level 1	2017	6	8	3	1	3	1	5	2	6	-	-	1	36	-27%	36
		2016	3	9	2	3	6	3	1	6	8	2	1	5	49	▼	49
	Domestic and Family - Level 2	2017	2	2	3	3	8	2	1	-	3	1	5	2	32	10%	32
		2016	2	6	1	1	2	-	4	4	-	4	1	4	29	▲	29
	General Civil - Level 1	2017	-	-	-	-	-	-	-	1	-	-	-	-	1	-67%	1
		2016	-	-	-	-	-	-	-	1	2	-	-	-	3	▼	3
	General Civil - Level 2	2017	5	4	5	4	4	6	1	1	4	12	3	5	54	-10%	54
		2016	7	7	4	4	6	8	4	1	8	3	4	4	60	▼	60
	General Civil - Level 3	2017	6	8	4	3	7	8	6	4	6	5	7	5	69	-8%	69
		2016	9	16	5	6	3	4	5	5	6	5	2	9	75	▼	75
Probates/Wills & Trusts - Level 1	2017	-	-	-	1	-	1	-	-	-	-	-	1	3	-25%	3	
	2016	-	2	1	-	-	-	-	1	-	-	-	-	4	▼	4	
Probates/Wills & Trusts - Level 2	2017	2	-	4	-	2	4	3	2	3	1	1	3	25	-36%	25	
	2016	1	2	1	7	2	2	7	5	3	1	4	4	39	▼	39	
Protective Orders	2017	-	-	-	-	-	-	-	-	-	-	-	-	0	-100%	0	
	2016	-	-	-	-	-	-	-	1	-	-	-	-	1	▼	1	
Uncontested Divorce	2017	8	13	26	26	17	19	13	9	9	9	15	6	170	1%	170	
	2016	8	14	17	22	20	13	10	17	14	14	11	9	169	▲	169	
Criminal	Felonies and Related Matters	2017	107	120	140	77	127	105	125	111	132	92	97	72	1,305	-8%	1,305
		2016	122	115	275	62	113	50	138	104	131	54	193	59	1,416	▼	1,416
	Misdemeanor	2017	44	41	71	35	57	50	81	71	84	68	153	53	808	42%	808
		2016	44	75	49	30	53	33	30	69	37	36	50	62	568	▲	568
	Other Criminally Related Matters	2017	6	13	6	9	3	5	10	15	6	6	5	9	93	-5%	93
		2016	6	8	9	11	13	10	10	6	6	11	2	6	98	▼	98
	Miscellaneous	2017	112	95	151	106	140	94	128	100	114	92	134	128	1,394	-13%	1,394
	2016	190	200	156	206	106	67	167	114	116	110	95	82	1,609	▼	1,609	
Other	2017	17	25	58	46	38	37	26	35	27	41	15	23	388	37%	388	
	2016	17	37	27	17	20	19	32	30	36	19	18	12	284	▲	284	

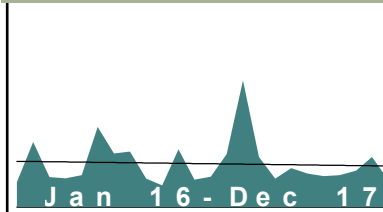
January 2016 -- December 2017 Filings

Dashboard

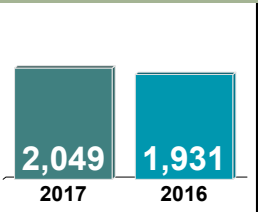
Court: Patrick Circuit
 Start/End Date: Jan-16 / Dec-17
 2016 Average Month: 161
 Jan-Dec 2016: 1,931
 Filings Trending: ▲

Circuit/Court ID: 21
 221141
 Type of Case: Filings
 2017 Average Month: 171
 Jan-Dec 2017 : 2,049
 Overall AVG. Month: 166

Monthly Filings Summary



Jan --- Dec Filings



Filings by Division

		Jan	Feb	Mar	Apr	May	Jun	Jul	Aug	Sep	Oct	Nov	Dec	Thru Dec	% Change	Total
Total	2017	116	202	483	191	108	148	128	118	122	139	191	103	2,049	6%	2,049
	2016	95	249	115	110	122	306	205	212	108	83	221	105	1,931	▲	1,931
Civil	2017	14	15	18	11	8	8	4	11	22	10	11	10	142	-10%	142
	2016	13	19	13	13	15	9	12	11	10	17	14	11	157	▼	157
Criminal	2017	48	131	390	115	56	114	85	63	49	61	97	30	1,239	13%	1,239
	2016	46	102	50	63	55	244	117	136	56	21	153	50	1,093	▲	1,093
Miscellaneous	2017	53	56	75	65	44	26	39	44	51	67	83	63	666	-2%	666
	2016	36	128	52	34	52	53	74	65	42	44	54	44	678	▼	678
Other	2017	1	-	-	-	-	-	-	-	-	1	-	-	2	-33%	2
	2016	-	-	-	-	-	-	2	-	-	1	-	-	3	▼	3

Filings by Division & Case Category

			Jan	Feb	Mar	Apr	May	Jun	Jul	Aug	Sep	Oct	Nov	Dec	Thru Dec	% Change	Total	
Civil	Contested Divorce	2017	5	-	3	1	2	2	-	2	4	1	1	1	22	-12%	22	
		2016	3	4	2	-	2	1	1	4	1	4	3	-	25	▼	25	
	Domestic and Family - Level 1	2017	-	1	2	-	-	-	1	-	-	-	1	-	1	6	-25%	6
		2016	-	3	-	-	1	2	1	1	-	-	-	-	-	8	▼	8
	Domestic and Family - Level 2	2017	1	-	-	3	1	1	-	-	-	2	1	-	1	10	150%	10
		2016	-	-	1	1	-	1	-	-	-	-	-	-	1	4	▲	4
	General Civil - Level 1	2017	1	-	-	-	-	-	-	-	-	-	-	-	-	1	1	1
		2016	-	-	-	-	-	-	-	-	-	-	-	-	-	0	↔	0
	General Civil - Level 2	2017	1	2	5	1	-	1	1	1	1	6	2	1	4	25	79%	25
		2016	1	1	-	1	1	1	1	2	-	-	2	4	1	14	▲	14
	General Civil - Level 3	2017	1	4	-	2	1	1	1	1	1	3	2	3	-	19	-41%	19
		2016	1	6	2	2	4	1	1	1	1	4	3	5	2	32	▼	32
Probates/Wills & Trusts - Level 1	2017	-	-	-	-	1	-	-	-	-	-	-	-	-	1	1	1	
	2016	-	-	-	-	-	-	-	-	-	-	-	-	-	0	↔	0	
Probates/Wills & Trusts - Level 2	2017	2	-	-	-	-	1	-	-	-	2	1	2	1	9	-31%	9	
	2016	-	-	1	1	1	-	3	1	3	3	2	1	-	13	▼	13	
Uncontested Divorce	2017	3	8	8	4	3	2	1	7	5	5	2	4	2	49	-20%	49	
	2016	8	5	7	8	6	3	4	4	4	2	6	1	7	61	▼	61	
Criminal	Capital Murder	2017	-	-	-	-	-	-	-	-	-	-	-	-	0	-100%	0	
		2016	-	-	-	-	-	-	-	-	1	-	-	-	-	1	▼	1
	Felonies and Related Matters	2017	25	57	371	53	40	99	48	41	40	40	24	53	27	878	7%	878
		2016	35	66	28	33	43	229	108	86	52	12	88	41	821	▲	821	
	Misdemeanor	2017	16	50	19	42	10	15	15	16	9	15	31	3	241	26%	241	
		2016	9	25	22	13	11	15	8	31	4	9	35	9	191	▲	191	
	Other Criminally Related Matters	2017	7	24	-	20	6	-	22	6	-	-	22	13	-	120	50%	120
		2016	2	11	-	17	1	-	1	18	-	-	-	30	-	80	▲	80
	Miscellaneous	2017	53	56	75	65	44	26	39	44	51	67	83	63	666	-2%	666	
		2016	36	128	52	34	52	53	74	65	42	44	54	44	678	▼	678	
	Other	2017	1	-	-	-	-	-	-	-	-	-	1	-	-	2	-33%	2
		2016	-	-	-	-	-	-	-	2	-	-	1	-	-	3	▼	3

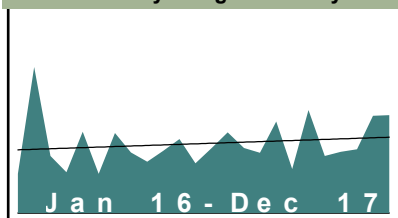
January 2016 -- December 2017 Filings

Dashboard

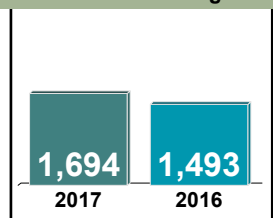
Court: Martinsville Circuit
 Start/End Date: Jan-16 / Dec-17
 2016 Average Month: 124
 Jan-Dec 2016: 1,493
 Filings Trending: ▲

Circuit/Court ID: 21
 221690
 Type of Case: Filings
 2017 Average Month: 141
 Jan-Dec 2017 : 1,694
 Overall AVG. Month: 133

Monthly Filings Summary



Jan --- Dec Filings



Filings by Division

		Jan	Feb	Mar	Apr	May	Jun	Jul	Aug	Sep	Oct	Nov	Dec	Thru Dec	% Change	Total
Total	2017	124	154	124	115	175	84	197	109	117	122	186	187	1,694	13%	1,694
	2016	75	279	109	78	155	75	153	116	98	119	141	95	1,493	▲	1,493
Civil	2017	7	4	10	16	10	8	9	8	5	8	5	6	96	-24%	96
	2016	13	11	9	8	11	6	11	8	14	8	7	21	127	▼	127
Criminal	2017	45	109	60	70	123	37	158	62	74	75	140	86	1,039	-2%	1,039
	2016	36	242	70	45	123	50	120	78	65	80	107	49	1,065	▼	1,065
Miscellaneous	2017	13	18	23	16	15	18	15	11	20	14	28	11	202	17%	202
	2016	15	10	25	10	15	11	12	18	13	12	17	15	173	▲	173
Other	2017	59	23	31	13	27	21	15	28	18	25	13	84	357	179%	357
	2016	11	16	5	15	6	8	10	12	6	19	10	10	128	▲	128

Filings by Division & Case Category

			Jan	Feb	Mar	Apr	May	Jun	Jul	Aug	Sep	Oct	Nov	Dec	Thru Dec	% Change	Total
Civil	Administrative Law	2017	-	-	-	1	-	-	-	-	1	-	-	1	3	200%	3
		2016	-	-	-	-	-	-	-	-	-	1	-	-	1	▲	1
	Contested Divorce	2017	-	1	2	-	1	1	-	1	-	2	-	2	10	-41%	10
		2016	2	2	4	-	2	1	2	-	2	-	1	1	17	▼	17
	Domestic and Family - Level 1	2017	-	-	1	8	2	-	-	1	1	-	-	-	13	-32%	13
		2016	-	-	-	-	3	-	-	4	-	-	-	12	19	▼	19
	Domestic and Family - Level 2	2017	-	-	-	-	2	-	-	3	-	-	-	-	5	-44%	5
		2016	5	1	-	-	-	-	1	-	-	-	1	1	9	▼	9
	General Civil - Level 1	2017	-	-	-	1	-	-	1	1	-	1	-	1	5	67%	5
		2016	-	-	-	-	-	-	-	1	1	-	2	-	3	▲	3
	General Civil - Level 2	2017	4	1	1	3	1	1	3	-	3	2	1	-	20	-13%	20
		2016	1	2	-	2	1	1	5	3	2	2	2	2	23	▼	23
General Civil - Level 3	2017	1	1	-	1	1	3	3	1	-	-	1	1	13	-13%	13	
	2016	1	2	1	2	1	1	-	-	1	3	1	2	15	▼	15	
Probates/Wills & Trusts - Level 2	2017	-	-	1	-	-	1	-	-	-	2	1	1	6	-33%	6	
	2016	1	2	1	-	1	1	-	-	1	-	-	2	9	▼	9	
Uncontested Divorce	2017	2	1	5	2	3	2	2	1	-	1	2	-	21	-32%	21	
	2016	3	2	3	4	3	2	3	-	7	1	2	1	31	▼	31	
Criminal	Felonies and Related Matters	2017	22	87	41	51	94	26	132	36	46	52	95	30	712	-14%	712
		2016	26	207	49	34	105	42	103	47	46	52	81	40	832	▼	832
	Misdemeanor	2017	22	19	16	14	23	10	22	20	20	18	41	50	275	34%	275
		2016	9	29	16	9	18	7	16	31	17	23	21	9	205	▲	205
	Other Criminally Related Matters	2017	1	3	3	5	6	1	4	6	8	5	4	6	52	86%	52
		2016	1	6	5	2	-	1	1	-	2	5	5	-	28	▲	28
Miscellaneous	2017	13	18	23	16	15	18	15	11	20	14	28	11	202	17%	202	
	2016	15	10	25	10	15	11	12	18	13	12	17	15	173	▲	173	
Other	2017	59	23	31	13	27	21	15	28	18	25	13	84	357	179%	357	
	2016	11	16	5	15	6	8	10	12	6	19	10	10	128	▲	128	

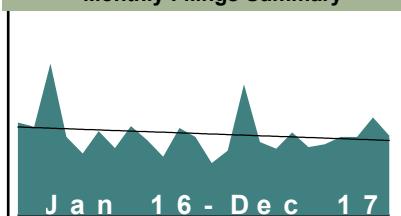
January 2016 -- December 2017 Filings

Dashboard

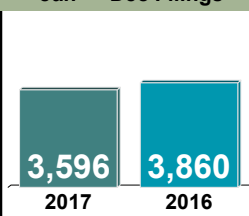
Court: Franklin County Circuit
 Start/End Date: Jan-16 / Dec-17
 2016 Average Month: 322
 Jan-Dec 2016: 3,860
 Filings Trending: ▼

Circuit/Court ID: 22
 222067
 Type of Case: Filings
 2017 Average Month: 300
 Jan-Dec 2017 : 3,596
 Overall AVG. Month: 311

Monthly Filings Summary



Jan --- Dec Filings



Filings by Division

		Jan	Feb	Mar	Apr	May	Jun	Jul	Aug	Sep	Oct	Nov	Dec	Thru Dec	% Change	Total
Total	2017	199	246	499	279	253	316	259	271	299	299	373	303	3,596	-7%	3,596
	2016	353	338	578	299	235	320	256	340	286	223	333	299	3,860	▼	3,860
Civil	2017	42	45	45	33	52	47	57	49	41	51	69	23	554	10%	554
	2016	33	40	40	66	40	41	38	49	46	40	38	33	504	▲	504
Criminal	2017	72	114	318	170	105	181	111	121	148	135	172	131	1,778	-7%	1,778
	2016	138	126	394	151	114	175	102	153	113	70	191	177	1,904	▼	1,904
Miscellaneous	2017	85	86	134	76	95	86	90	99	109	112	131	148	1,251	-13%	1,251
	2016	181	172	144	81	81	104	116	135	127	111	103	89	1,444	▼	1,444
Other	2017	-	1	2	-	1	2	1	2	1	1	1	1	13	63%	13
	2016	1	-	-	1	-	-	-	3	-	2	1	-	8	▲	8

Filings by Division & Case Category

			Jan	Feb	Mar	Apr	May	Jun	Jul	Aug	Sep	Oct	Nov	Dec	Thru Dec	% Change	Total
Civil	Administrative Law	2017	2	1	-	-	-	-	-	-	-	-	-	-	3	200%	3
		2016	-	-	-	-	-	-	-	1	-	-	-	-	1	▲	1
	Contested Divorce	2017	6	4	6	7	9	8	5	8	4	7	7	3	74	14%	74
		2016	7	6	14	4	4	4	5	7	5	4	2	3	65	▲	65
	Domestic and Family - Level 1	2017	17	1	8	3	4	10	9	4	7	10	7	3	83	-14%	83
		2016	2	5	4	22	5	7	11	7	10	8	11	4	96	▼	96
	Domestic and Family - Level 2	2017	-	1	-	1	-	1	6	3	4	3	6	-	25	-11%	25
		2016	3	5	2	4	-	2	1	8	-	1	1	1	28	▼	28
	General Civil - Level 1	2017	-	-	-	1	-	1	2	2	-	-	-	-	6	500%	6
		2016	-	-	1	-	-	-	-	-	-	-	-	-	1	▲	1
	General Civil - Level 2	2017	6	12	6	10	11	9	15	10	7	6	7	7	106	14%	106
		2016	5	3	7	11	10	10	8	2	10	9	8	10	93	▲	93
	General Civil - Level 3	2017	3	10	2	1	11	6	2	9	4	11	24	1	84	42%	84
		2016	1	3	2	6	7	3	3	7	7	8	6	6	59	▲	59
Probates/Wills & Trusts - Level 1	2017	-	-	-	-	-	-	-	1	-	-	-	-	-	1	-50%	1
	2016	-	-	-	-	-	-	-	-	1	1	-	-	-	2	▼	2
Probates/Wills & Trusts - Level 2	2017	1	2	3	1	2	-	4	-	4	3	3	3	26	86%	26	
	2016	4	1	-	2	-	-	-	-	2	2	-	3	-	14	▲	14
Protective Orders	2017	-	-	-	-	-	-	-	-	-	-	-	-	-	0	-100%	0
	2016	-	-	-	-	-	-	-	1	1	-	-	-	-	2	▼	2
Uncontested Divorce	2017	7	14	20	9	15	12	13	13	11	11	15	6	146	2%	146	
	2016	11	17	10	17	14	15	9	13	11	10	7	9	143	▲	143	
Criminal	Capital Murder	2017	-	-	-	-	-	-	-	-	-	-	-	-	0	-100%	0
		2016	-	-	-	-	-	-	-	-	-	-	1	-	1	▼	1
	Felonies and Related Matters	2017	32	79	268	133	66	116	75	91	103	72	131	85	1,251	-1%	1,251
		2016	80	78	295	71	65	125	64	95	66	35	145	139	1,258	▼	1,258
	Misdemeanor	2017	40	34	42	35	34	58	29	27	37	54	35	35	460	-21%	460
		2016	53	44	97	73	44	42	30	49	40	33	38	37	580	▼	580
	Other Criminally Related Matters	2017	-	1	8	2	5	7	7	3	8	9	6	11	67	3%	67
	2016	5	4	2	7	5	8	8	9	7	2	7	1	65	▲	65	
Miscellaneous	2017	85	86	134	76	95	86	90	99	109	112	131	148	1,251	-13%	1,251	
	2016	181	172	144	81	81	104	116	135	127	111	103	89	1,444	▼	1,444	
Other	2017	-	1	2	-	1	2	1	2	1	1	1	1	13	63%	13	
	2016	1	-	-	1	-	-	-	3	-	2	1	-	8	▲	8	

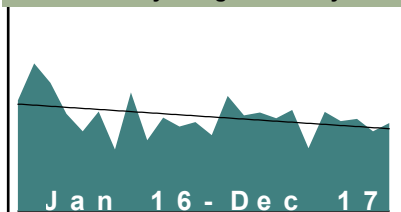
January 2016 -- December 2017 Filings

Dashboard

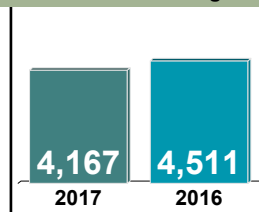
Court: Pittsylvania Circuit
 Start/End Date: Jan-16 / Dec-17
 2016 Average Month: 376
 Jan-Dec 2016: 4,511
 Filings Trending: ▼

Circuit/Court ID: 22
 222143
 Type of Case: Filings
 2017 Average Month: 347
 Jan-Dec 2017 : 4,167
 Overall AVG. Month: 362

Monthly Filings Summary



Jan --- Dec Filings



Filings by Division

		Jan	Feb	Mar	Apr	May	Jun	Jul	Aug	Sep	Oct	Nov	Dec	Thru Dec	% Change	Total
Total	2017	290	440	366	376	354	386	240	379	343	352	305	336	4,167	-8%	4,167
	2016	423	564	490	371	305	380	235	453	270	357	323	340	4,511	▼	4,511
Civil	2017	47	75	53	39	38	29	43	44	76	36	31	25	536	5%	536
	2016	23	64	65	29	46	26	52	55	38	40	37	37	512	▲	512
Criminal	2017	65	108	78	159	144	185	63	147	97	128	62	131	1,367	-9%	1,367
	2016	81	136	154	161	90	210	37	186	88	128	99	135	1,505	▼	1,505
Miscellaneous	2017	157	230	208	138	141	144	106	155	147	158	192	168	1,944	-10%	1,944
	2016	269	321	244	156	141	118	127	182	122	160	171	150	2,161	▼	2,161
Other	2017	21	27	27	40	31	28	28	33	23	30	20	12	320	-4%	320
	2016	50	43	27	25	28	26	19	30	22	29	16	18	333	▼	333

Filings by Division & Case Category

		Jan	Feb	Mar	Apr	May	Jun	Jul	Aug	Sep	Oct	Nov	Dec	Thru Dec	% Change	Total
Civil	Administrative Law	2017	-	-	-	1	1	-	-	-	-	-	-	2	0%	2
		2016	-	-	-	1	-	1	-	-	-	-	-	2	↔	2
	Contested Divorce	2017	4	7	13	9	5	7	10	7	7	4	4	81	4%	81
		2016	4	5	12	9	4	4	6	9	7	5	4	78	▲	78
	Domestic and Family - Level 1	2017	14	38	8	4	3	-	9	8	38	2	5	135	5%	135
		2016	6	35	24	6	18	2	13	10	3	3	5	128	▲	128
	Domestic and Family - Level 2	2017	1	3	1	1	1	-	-	3	1	1	3	15	-35%	15
		2016	2	2	1	1	-	1	4	5	2	3	1	23	▼	23
	General Civil - Level 1	2017	1	2	-	-	1	-	-	-	-	-	-	4	0%	4
		2016	-	1	-	1	-	1	-	-	-	-	1	4	↔	4
	General Civil - Level 2	2017	6	8	6	5	4	2	1	4	6	6	5	56	-3%	56
		2016	-	4	8	4	8	5	2	6	7	6	3	58	▼	58
	General Civil - Level 3	2017	2	2	4	1	3	7	6	5	7	3	3	46	10%	46
		2016	4	3	3	5	2	4	2	2	3	9	3	42	▲	42
Criminal	Probates/Wills & Trusts - Level 1	2017	-	-	-	-	-	-	-	-	-	-	-	0	-100%	0
		2016	-	-	-	-	-	-	-	1	-	-	-	1	▼	1
	Probates/Wills & Trusts - Level 2	2017	2	2	1	-	2	1	1	3	-	2	1	16	-6%	16
		2016	-	2	1	1	2	2	3	-	3	3	-	17	▼	17
	Uncontested Divorce	2017	17	13	20	19	18	11	16	17	15	18	12	181	14%	181
		2016	7	12	16	2	11	8	20	23	16	17	12	159	▲	159
	Capital Murder	2017	-	-	-	-	-	-	-	-	-	-	-	0	-100%	0
		2016	-	-	-	-	1	1	-	-	-	-	-	2	▼	2
	Felonies and Related Matters	2017	47	82	64	131	113	149	28	114	67	84	44	1,012	-11%	1,012
		2016	44	100	118	131	55	184	25	151	51	94	68	1,131	▼	1,131
Miscellaneous	Misdemeanor	2017	15	24	10	26	27	35	29	26	30	39	16	312	0%	312
		2016	30	29	27	28	29	23	9	27	33	26	26	311	▲	311
	Other Criminally Related Matters	2017	3	2	4	2	4	1	6	7	-	5	2	43	-30%	43
		2016	7	7	9	2	5	2	3	8	4	8	5	61	▼	61
Other		2017	157	230	208	138	141	144	106	155	147	158	192	1,944	-10%	1,944
		2016	269	321	244	156	141	118	127	182	122	160	171	2,161	▼	2,161
Other		2017	21	27	27	40	31	28	28	33	23	30	20	320	-4%	320
		2016	50	43	27	25	28	26	19	30	22	29	16	333	▼	333

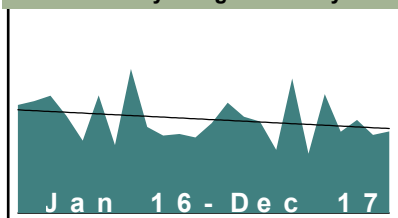
January 2016 -- December 2017 Filings

Dashboard

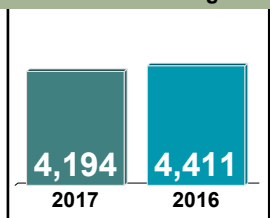
Court: Danville Circuit
 Start/End Date: Jan-16 / Dec-17
 2016 Average Month: 368
 Jan-Dec 2016: 4,411
 Filings Trending: ▼

Circuit/Court ID: 22
 222590
 Type of Case: Filings
 2017 Average Month: 350
 Jan-Dec 2017 : 4,194
 Overall AVG. Month: 359

Monthly Filings Summary



Jan --- Dec Filings



Filings by Division

		Jan	Feb	Mar	Apr	May	Jun	Jul	Aug	Sep	Oct	Nov	Dec	Thru Dec	% Change	Total
Total	2017	343	422	368	350	241	514	226	454	310	356	298	312	4,194	-5%	4,194
	2016	413	427	448	371	277	449	259	551	329	296	302	289	4,411	▼	4,411
Civil	2017	23	42	41	43	30	44	31	28	32	16	38	45	413	-12%	413
	2016	37	40	54	38	34	44	40	53	46	27	30	25	468	▼	468
Criminal	2017	252	296	219	252	143	406	146	356	222	271	200	192	2,955	-5%	2,955
	2016	303	295	234	269	170	352	174	422	216	229	231	204	3,099	▼	3,099
Miscellaneous	2017	68	84	108	55	67	63	49	70	55	68	60	75	822	-2%	822
	2016	73	92	160	64	72	53	44	73	66	40	41	59	837	▼	837
Other	2017	-	-	-	-	1	1	-	-	1	1	-	-	4	-43%	4
	2016	-	-	-	-	1	-	1	3	1	-	-	1	7	▼	7

Filings by Division & Case Category

		Jan	Feb	Mar	Apr	May	Jun	Jul	Aug	Sep	Oct	Nov	Dec	Thru Dec	% Change	Total
Civil	Administrative Law	2017	2	3	8	4	-	2	-	-	-	-	-	19	-59%	19
		2016	5	8	3	3	-	2	5	5	5	1	3	46	▼	46
	Contested Divorce	2017	2	2	3	1	1	2	4	1	2	-	1	24	-41%	24
		2016	-	4	4	4	-	8	1	6	3	5	5	41	▼	41
	Domestic and Family - Level 1	2017	5	15	10	9	7	18	1	5	2	5	4	86	-3%	86
		2016	13	10	17	3	5	7	5	7	8	4	9	89	▼	89
	Domestic and Family - Level 2	2017	1	2	1	5	-	1	2	-	3	-	-	15	-67%	15
		2016	5	4	3	4	-	3	4	14	6	2	-	46	▼	46
	General Civil - Level 1	2017	1	-	1	-	1	-	1	-	1	-	2	7	-30%	7
		2016	1	-	-	1	2	-	2	1	1	1	-	10	▼	10
	General Civil - Level 2	2017	2	7	6	7	5	8	6	3	4	6	5	67	8%	67
		2016	6	1	6	9	6	4	9	4	7	4	1	62	▲	62
	General Civil - Level 3	2017	5	7	2	7	9	9	8	12	3	20	21	112	38%	112
		2016	1	6	12	4	10	12	7	5	8	6	4	81	▲	81
	Probates/Wills & Trusts - Level 1	2017	-	-	-	-	-	-	-	-	-	-	-	0	-100%	0
		2016	-	-	-	2	-	-	-	-	-	-	-	4	▼	4
Criminal	Probates/Wills & Trusts - Level 2	2017	1	-	-	1	1	1	4	4	4	-	-	17	183%	17
		2016	-	-	-	1	-	2	-	1	2	-	-	6	▲	6
	Protective Orders	2017	-	-	-	-	-	-	-	-	-	-	-	0	-100%	0
		2016	2	1	-	-	-	-	-	-	-	-	-	3	▼	3
	Uncontested Divorce	2017	4	6	10	9	6	3	2	4	5	4	5	66	-18%	66
		2016	4	6	9	7	11	6	7	10	6	2	7	80	▼	80
	Capital Murder	2017	-	-	-	-	-	-	-	-	3	-	-	3	200%	3
		2016	-	-	-	-	-	-	-	-	-	1	-	1	▲	1
	Felonies and Related Matters	2017	186	185	146	137	96	298	108	214	164	145	149	1,932	-3%	1,932
		2016	249	160	170	161	112	223	132	277	131	130	156	2,002	▼	2,002
	Misdemeanor	2017	58	96	64	107	40	101	29	132	53	116	42	920	-7%	920
		2016	50	126	58	102	48	117	36	134	67	95	60	987	▼	987
	Other Criminally Related Matters	2017	8	15	9	8	7	7	9	10	5	7	9	100	-8%	100
		2016	4	9	6	6	10	12	6	11	18	4	14	109	▼	109
Miscellaneous	2017	68	84	108	55	67	63	49	70	55	68	60	75	822	-2%	822
	2016	73	92	160	64	72	53	44	73	66	40	41	59	837	▼	837
Other	2017	-	-	-	-	1	1	-	-	1	1	-	-	4	-43%	4
	2016	-	-	-	-	1	-	1	3	1	-	-	1	7	▼	7

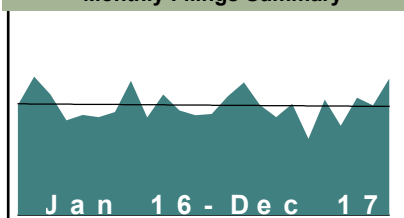
January 2016 -- December 2017 Filings

Dashboard

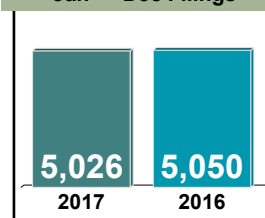
Court: Roanoke County Circuit
Start/End Date: Jan-16 / Dec-17
2016 Average Month: 421
Jan-Dec 2016: 5,050
Filings Trending: ↔

Circuit/Court ID: 23
 223161
Type of Case: Filings
2017 Average Month: 419
Jan-Dec 2017 : 5,026
Overall AVG. Month: 420

Monthly Filings Summary



Jan --- Dec Filings



Filings by Division

		Jan	Feb	Mar	Apr	May	Jun	Jul	Aug	Sep	Oct	Nov	Dec	Thru Dec	% Change	Total
Total	2017	386	453	507	420	374	425	291	441	341	448	419	521	5,026	0%	5,026
	2016	420	529	461	362	383	374	393	513	373	461	400	381	5,050	▼	5,050
Civil	2017	53	58	91	64	67	74	49	73	54	55	57	53	748	2%	748
	2016	46	79	68	63	57	69	58	66	56	61	59	54	736	▲	736
Criminal	2017	131	173	160	173	136	175	86	162	98	193	133	214	1,834	-9%	1,834
	2016	111	215	172	140	192	129	149	218	139	214	146	193	2,018	▼	2,018
Miscellaneous	2017	164	194	214	154	120	144	138	178	156	178	191	215	2,046	-10%	2,046
	2016	263	232	221	158	131	174	185	228	178	185	194	131	2,280	▼	2,280
Other	2017	38	28	42	29	51	32	18	28	33	22	38	39	398	2,388%	398
	2016	-	3	-	1	3	2	1	1	-	1	1	3	16	▲	16

Filings by Division & Case Category

		Jan	Feb	Mar	Apr	May	Jun	Jul	Aug	Sep	Oct	Nov	Dec	Thru Dec	% Change	Total
Civil	Administrative Law	2017	2	2	1	-	1	-	-	-	-	-	1	7	-50%	7
		2016	2	-	-	2	-	2	-	1	3	1	3	14	▼	14
	Contested Divorce	2017	8	8	15	6	10	9	6	12	9	10	9	111	-7%	111
		2016	7	9	14	15	13	15	9	8	9	7	6	119	▼	119
	Domestic and Family - Level 1	2017	8	12	10	14	15	8	6	6	6	16	8	115	11%	115
		2016	8	16	8	3	9	5	5	19	3	6	7	104	▲	104
	Domestic and Family - Level 2	2017	1	-	4	5	2	2	3	3	2	5	3	33	0%	33
		2016	-	2	5	1	4	4	2	2	3	3	5	2	↔	33
	General Civil - Level 1	2017	1	-	-	2	-	-	1	-	-	1	-	5	150%	5
		2016	-	-	-	-	1	-	-	-	1	-	-	2	▲	2
	General Civil - Level 2	2017	8	7	12	4	10	13	7	14	13	9	7	117	6%	117
		2016	9	6	9	11	14	9	12	7	4	15	8	110	▲	110
	General Civil - Level 3	2017	1	5	15	14	10	9	8	4	4	6	3	83	15%	83
		2016	2	18	6	4	2	6	6	2	7	5	6	72	▲	72
Criminal	Probates/Wills & Trusts - Level 1	2017	-	-	-	-	-	1	1	1	-	1	-	4	33%	4
		2016	1	1	-	-	-	-	1	-	-	-	-	3	▲	3
	Probates/Wills & Trusts - Level 2	2017	8	3	5	2	3	7	-	3	3	4	-	42	-11%	42
		2016	4	1	3	6	1	4	-	11	6	4	6	47	▼	47
	Protective Orders	2017	-	-	-	-	-	-	-	-	-	1	-	1	1	1
		2016	-	-	-	-	-	-	-	-	-	-	-	0	↔	0
	Uncontested Divorce	2017	16	21	29	17	16	26	17	30	16	16	14	230	-1%	230
		2016	13	26	23	21	13	26	22	16	22	18	19	232	▼	232
	Capital Murder	2017	-	-	-	-	-	-	-	-	-	-	-	0	-100%	0
		2016	-	-	-	-	-	-	-	-	-	-	1	1	▼	1
Miscellaneous	Felonies and Related Matters	2017	95	143	109	134	95	146	68	123	71	151	104	1,406	-6%	1,406
		2016	83	149	117	93	136	103	105	175	102	168	109	1,489	▼	1,489
	Misdemeanor	2017	25	24	43	29	32	23	14	31	19	33	22	322	-23%	322
		2016	21	54	46	34	48	23	37	33	25	36	26	416	▼	416
	Other Criminally Related Matters	2017	11	6	8	10	9	6	4	8	8	9	7	106	-5%	106
		2016	7	12	9	13	8	3	7	10	12	10	11	112	▼	112
Other		2017	38	28	42	29	51	32	18	28	33	22	38	398	2,388%	398
		2016	-	3	-	1	3	2	1	-	1	1	3	16	▲	16

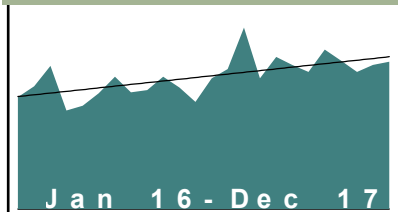
January 2016 -- December 2017 Filings

Dashboard

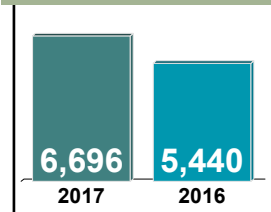
Court: Roanoke Circuit
Start/End Date: Jan-16 / Dec-17
2016 Average Month: 453
Jan-Dec 2016: 5,440
Filings Trending: ▲

Circuit/Court ID: 23
223770
Type of Case: Filings
2017 Average Month: 558
Jan-Dec 2017 : 6,696
Overall AVG. Month: 506

Monthly Filings Summary



Jan --- Dec Filings



Filings by Division

		Jan	Feb	Mar	Apr	May	Jun	Jul	Aug	Sep	Oct	Nov	Dec	Thru Dec	% Change	Total
Total	2017	499	535	693	499	581	551	524	609	567	524	551	563	6,696	23%	6,696
	2016	428	469	547	376	395	442	505	446	454	505	464	409	5,440	▲	5,440
Civil	2017	125	146	178	112	121	128	130	141	148	122	157	119	1,627	26%	1,627
	2016	94	91	108	100	107	121	143	117	105	95	108	107	1,296	▲	1,296
Criminal	2017	256	249	271	219	250	201	217	243	232	187	174	219	2,718	6%	2,718
	2016	174	226	259	161	182	227	226	194	232	287	203	186	2,557	▲	2,557
Miscellaneous	2017	116	130	158	117	136	139	114	155	135	142	139	121	1,602	3%	1,602
	2016	160	150	178	114	104	91	131	134	115	114	146	112	1,549	▲	1,549
Other	2017	2	10	86	51	74	83	63	70	52	73	81	104	749	1,871%	749
	2016	-	2	2	1	2	3	5	1	2	9	7	4	38	▲	38

Filings by Division & Case Category

		Jan	Feb	Mar	Apr	May	Jun	Jul	Aug	Sep	Oct	Nov	Dec	Thru Dec	% Change	Total
Civil	Administrative Law	2017	-	1	1	-	-	1	1	-	-	-	-	4	-33%	4
		2016	2	-	1	1	1	-	-	-	1	-	-	6	▼	6
	Contested Divorce	2017	13	9	17	14	15	11	16	12	15	17	6	160	12%	160
		2016	9	9	10	14	19	12	10	12	13	12	6	143	▲	143
	Domestic and Family - Level 1	2017	31	34	63	27	21	30	32	35	30	56	14	401	35%	401
		2016	7	10	8	20	15	36	53	24	25	15	33	298	▲	298
	Domestic and Family - Level 2	2017	2	9	8	5	6	8	6	3	12	7	9	80	95%	80
		2016	3	3	7	2	1	6	4	1	3	4	7	41	▲	41
	General Civil - Level 1	2017	11	10	8	4	12	9	2	9	4	7	12	103	47%	103
		2016	12	6	9	1	6	7	3	4	3	6	7	70	▲	70
	General Civil - Level 2	2017	31	32	30	27	26	27	16	47	17	24	31	328	30%	328
		2016	22	17	32	13	25	21	16	19	29	15	19	252	▲	252
	General Civil - Level 3	2017	6	5	24	4	8	5	21	15	10	13	18	151	23%	151
		2016	7	10	13	8	9	17	11	22	10	5	9	123	▲	123
Criminal	Probates/Wills & Trusts - Level 1	2017	-	-	1	-	1	-	-	-	-	2	-	4	100%	4
		2016	-	-	-	1	-	-	1	-	-	-	-	2	▲	2
	Probates/Wills & Trusts - Level 2	2017	12	6	5	8	4	6	5	7	6	4	1	68	55%	68
		2016	1	8	2	3	5	4	3	7	4	2	2	44	▲	44
	Uncontested Divorce	2017	19	40	21	23	28	28	41	20	28	27	28	328	3%	328
		2016	31	28	26	37	27	17	37	25	21	24	19	317	▲	317
	Felonies and Related Matters	2017	209	208	214	172	201	171	205	178	143	134	177	2,169	7%	2,169
		2016	135	182	223	117	151	179	150	173	238	148	151	2,026	▲	2,026
	Misdemeanor	2017	29	25	38	30	36	19	26	32	22	26	30	350	1%	350
		2016	22	29	28	18	22	29	35	44	33	35	22	345	▲	345
Miscellaneous	Other Criminally Related Matters	2017	18	16	19	17	13	11	23	12	22	22	14	199	7%	199
		2016	17	15	8	26	9	19	9	15	16	20	13	186	▲	186
Other	Miscellaneous	2017	116	130	158	117	136	139	114	155	135	142	139	1,602	3%	1,602
		2016	160	150	178	114	104	91	131	134	115	114	146	1,549	▲	1,549
Other	Other	2017	2	10	86	51	74	83	63	70	52	73	81	749	1,871%	749
		2016	-	2	2	1	2	3	5	1	2	9	7	38	▲	38


January 2016 -- December 2017 Filings

Dashboard

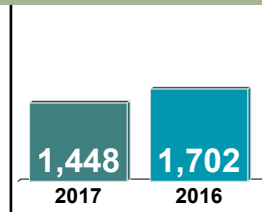
Court: Salem Circuit
 Start/End Date: Jan-16 / Dec-17
 2016 Average Month: 142
 Jan-Dec 2016: 1,702
 Filings Trending: ▼

Circuit/Court ID: 23
 223775
 Type of Case: Filings
 2017 Average Month: 121
 Jan-Dec 2017 : 1,448
 Overall AVG. Month: 131

Monthly Filings Summary



Jan --- Dec Filings



Filings by Division

		Jan	Feb	Mar	Apr	May	Jun	Jul	Aug	Sep	Oct	Nov	Dec	Thru Dec	% Change	Total
Total	2017	115	168	145	102	91	134	78	120	132	162	109	92	1,448	-15%	1,448
	2016	155	142	162	142	150	99	134	165	172	103	136	142	1,702	▼	1,702
Civil	2017	21	24	18	22	14	35	23	16	23	22	20	10	248	-3%	248
	2016	17	19	31	24	17	19	17	18	33	15	14	31	255	▼	255
Criminal	2017	48	105	82	47	44	56	32	71	72	86	48	39	730	-20%	730
	2016	82	73	81	72	109	48	78	90	109	36	68	65	911	▼	911
Miscellaneous	2017	46	39	45	33	32	43	22	32	37	53	41	43	466	-13%	466
	2016	56	50	50	46	24	32	39	57	30	52	54	46	536	▼	536
Other	2017	-	-	-	-	1	-	1	1	-	1	-	-	4	4	4
	2016	-	-	-	-	-	-	-	-	-	-	-	-	0	↔	0

Filings by Division & Case Category

			Jan	Feb	Mar	Apr	May	Jun	Jul	Aug	Sep	Oct	Nov	Dec	Thru Dec	% Change	Total
Civil	Administrative Law	2017	-	-	1	-	-	-	1	1	-	-	-	-	3	3	3
		2016	-	-	-	-	-	-	-	-	-	-	-	-	0	↔	0
	Contested Divorce	2017	2	7	2	7	2	6	4	3	7	7	5	2	54	-7%	54
		2016	6	4	6	8	4	3	7	7	1	2	2	8	58	▼	58
	Domestic and Family - Level 1	2017	-	-	-	-	-	-	-	-	-	-	-	-	0	-100%	0
		2016	1	-	-	-	-	-	-	-	-	-	-	-	1	▼	1
	Domestic and Family - Level 2	2017	3	1	1	1	-	2	3	-	2	2	-	-	15	25%	15
		2016	-	-	2	1	3	3	-	-	-	-	2	1	12	▲	12
	General Civil - Level 1	2017	1	1	-	-	-	1	1	-	-	-	-	-	4	-20%	4
		2016	-	1	-	-	-	-	-	-	2	-	-	2	5	▼	5
	General Civil - Level 2	2017	6	9	2	6	5	9	7	4	7	5	6	5	71	-3%	71
		2016	1	4	10	5	4	6	4	2	19	7	-	11	73	▼	73
General Civil - Level 3	2017	6	1	4	1	1	9	1	2	2	2	3	3	35	52%	35	
	2016	1	2	1	2	-	3	2	-	5	-	5	2	23	▲	23	
Probates/Wills & Trusts - Level 2	2017	-	-	1	1	2	1	-	-	-	3	-	-	8	-43%	8	
	2016	2	2	3	1	1	-	-	1	1	1	1	1	14	▼	14	
Uncontested Divorce	2017	3	5	7	6	4	7	6	6	5	3	6	-	58	-16%	58	
	2016	6	6	9	7	5	4	4	8	5	5	4	6	69	▼	69	
Criminal	Felonies and Related Matters	2017	36	85	70	31	35	51	28	52	68	61	40	34	591	-21%	591
		2016	68	62	72	66	71	43	68	78	90	26	53	55	752	▼	752
	Misdemeanor	2017	8	19	8	13	5	4	2	15	4	21	4	4	107	-11%	107
		2016	10	8	6	5	34	3	6	8	17	6	11	6	120	▼	120
	Other Criminally Related Matters	2017	4	1	4	3	4	1	2	4	-	4	4	1	32	-18%	32
		2016	4	3	3	1	4	2	4	4	2	4	4	4	39	▼	39
	Miscellaneous	2017	46	39	45	33	32	43	22	32	37	53	41	43	466	-13%	466
		2016	56	50	50	46	24	32	39	57	30	52	54	46	536	▼	536
	Other	2017	-	-	-	-	1	-	1	1	-	1	-	-	4	4	4
		2016	-	-	-	-	-	-	-	-	-	-	-	-	0	↔	0


January 2016 -- December 2017 Filings

Dashboard

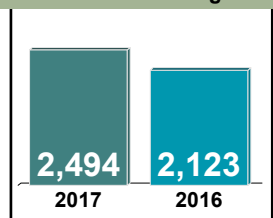
Court: Amherst Circuit
 Start/End Date: Jan-16 / Dec-17
 2016 Average Month: 177
 Jan-Dec 2016: 2,123
 Filings Trending: ▲

Circuit/Court ID: 24
 224009
 Type of Case: Filings
 2017 Average Month: 208
 Jan-Dec 2017 : 2,494
 Overall AVG. Month: 192

Monthly Filings Summary



Jan --- Dec Filings



Filings by Division

		Jan	Feb	Mar	Apr	May	Jun	Jul	Aug	Sep	Oct	Nov	Dec	Thru Dec	% Change	Total
Total	2017	166	243	226	230	192	208	238	230	153	194	232	182	2,494	17%	2,494
	2016	140	203	156	183	118	190	162	193	175	179	234	190	2,123	▲	2,123
Civil	2017	28	29	26	10	29	18	16	24	22	30	19	27	278	12%	278
	2016	16	19	19	31	11	14	21	18	20	24	13	43	249	▲	249
Criminal	2017	54	107	85	155	83	99	147	104	57	77	104	69	1,141	39%	1,141
	2016	7	64	34	84	29	108	54	102	65	73	127	75	822	▲	822
Miscellaneous	2017	58	89	95	54	62	69	61	83	61	75	108	86	901	9%	901
	2016	88	106	86	48	54	47	68	54	70	65	79	58	823	▲	823
Other	2017	26	18	20	11	18	22	14	19	13	12	1	-	174	-24%	174
	2016	29	14	17	20	24	21	19	19	20	17	15	14	229	▼	229

Filings by Division & Case Category

			Jan	Feb	Mar	Apr	May	Jun	Jul	Aug	Sep	Oct	Nov	Dec	Thru Dec	% Change	Total	
Civil	Administrative Law	2017	2	2	-	-	-	-	1	-	-	1	1	-	7	75%	7	
		2016	-	-	-	-	-	-	1	-	2	-	1	-	4	▲	4	
	Contested Divorce	2017	3	2	5	1	3	-	-	4	1	6	3	3	31	19%	31	
		2016	1	4	2	3	1	-	4	3	2	1	2	3	26	▲	26	
	Domestic and Family - Level 1	2017	8	9	8	-	6	2	2	6	5	9	5	8	68	-16%	68	
		2016	5	9	5	9	6	5	5	1	5	5	2	24	81	▼	81	
	Domestic and Family - Level 2	2017	1	-	-	1	2	1	-	-	-	3	-	2	10	25%	10	
		2016	-	-	3	1	1	-	-	-	1	1	-	1	8	▲	8	
	General Civil - Level 1	2017	-	-	-	-	-	-	-	-	-	-	-	-	0	-100%	0	
		2016	-	-	-	-	1	-	-	1	-	-	-	-	2	▼	2	
	General Civil - Level 2	2017	4	2	3	3	9	6	2	3	8	4	5	6	55	28%	55	
		2016	1	4	2	6	-	4	3	6	2	6	2	7	43	▲	43	
	General Civil - Level 3	2017	4	7	3	1	3	3	4	2	5	2	-	5	39	56%	39	
		2016	5	1	1	8	-	-	-	2	1	3	1	3	25	▲	25	
Probates/Wills & Trusts - Level 1	2017	-	-	-	-	2	-	-	-	-	-	-	1	3	3	↔	3	
	2016	-	-	-	-	-	-	-	-	-	-	-	-	0	↔	0		
Probates/Wills & Trusts - Level 2	2017	-	1	-	-	-	-	-	1	-	-	1	-	3	200%	3	▲	3
	2016	-	-	-	-	-	-	-	-	-	-	1	-	1	▲	1		
Uncontested Divorce	2017	6	6	7	4	4	6	7	8	3	5	4	2	62	5%	62		
	2016	4	1	6	4	2	5	8	5	7	8	4	5	59	▲	59		
Criminal	Felonies and Related Matters	2017	24	72	59	136	49	67	120	56	32	45	71	53	784	47%	784	
		2016	1	46	19	51	14	67	41	59	35	53	97	49	532	▲	532	
	Misdemeanor	2017	13	18	13	11	25	27	21	34	23	19	23	11	238	18%	238	
		2016	4	15	9	29	5	35	12	25	14	17	20	17	202	▲	202	
	Other Criminally Related Matters	2017	17	17	13	8	9	5	6	14	2	13	10	5	119	35%	119	
		2016	2	3	6	4	10	6	1	18	16	3	10	9	88	▲	88	
Miscellaneous	Other	2017	58	89	95	54	62	69	61	83	61	75	108	86	901	9%	901	
		2016	88	106	86	48	54	47	68	54	70	65	79	58	823	▲	823	
Other	2017	26	18	20	11	18	22	14	19	13	12	1	-	174	-24%	174		
	2016	29	14	17	20	24	21	19	19	20	17	15	14	229	▼	229		


January 2016 -- December 2017 Filings

Dashboard

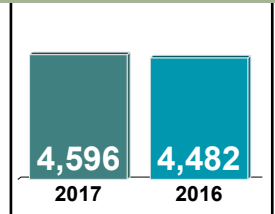
Court: Bedford Circuit
 Start/End Date: Jan-16 / Dec-17
 2016 Average Month: 374
 Jan-Dec 2016: 4,482
 Filings Trending: ▲

Circuit/Court ID: 24
 224019
 Type of Case: Filings
 2017 Average Month: 383
 Jan-Dec 2017 : 4,596
 Overall AVG. Month: 378

Monthly Filings Summary



Jan --- Dec Filings



Filings by Division

		Jan	Feb	Mar	Apr	May	Jun	Jul	Aug	Sep	Oct	Nov	Dec	Thru Dec	% Change	Total
Total	2017	326	420	418	370	348	321	358	404	340	380	398	513	4,596	3%	4,596
	2016	461	499	412	342	290	354	336	324	395	371	342	356	4,482	▲	4,482
Civil	2017	53	62	78	63	55	62	38	51	48	52	41	71	674	-2%	674
	2016	43	69	66	87	48	60	59	48	55	54	49	48	686	▼	686
Criminal	2017	52	158	113	92	99	82	146	126	125	93	102	169	1,357	18%	1,357
	2016	69	133	89	72	77	106	76	78	118	125	83	120	1,146	▲	1,146
Miscellaneous	2017	219	200	225	214	189	175	173	224	166	232	251	270	2,538	-4%	2,538
	2016	349	296	256	182	165	188	197	197	221	192	208	187	2,638	▼	2,638
Other	2017	2	-	2	1	5	2	1	3	1	3	4	3	27	125%	27
	2016	-	1	1	1	-	-	4	1	1	-	2	1	12	▲	12

Filings by Division & Case Category

		Jan	Feb	Mar	Apr	May	Jun	Jul	Aug	Sep	Oct	Nov	Dec	Thru Dec	% Change	Total
Civil	Administrative Law	2017	-	-	1	-	2	1	1	-	-	-	-	6	50%	6
		2016	-	-	1	-	-	-	1	2	-	-	-	4	▲	4
	Contested Divorce	2017	4	4	11	5	9	12	8	9	7	1	6	81	-4%	81
		2016	8	6	11	9	6	5	5	6	7	7	8	84	▼	84
	Domestic and Family - Level 1	2017	2	21	19	21	4	14	9	-	3	8	7	136	27%	136
		2016	2	20	12	14	9	13	11	1	8	3	3	107	▲	107
	Domestic and Family - Level 2	2017	8	8	9	2	7	11	3	5	4	4	2	68	21%	68
		2016	2	6	5	1	3	5	4	12	6	4	2	56	▲	56
	General Civil - Level 1	2017	-	1	-	2	-	-	1	1	-	-	-	5	400%	5
		2016	-	-	-	-	-	-	-	-	-	-	1	1	▲	1
	General Civil - Level 2	2017	10	7	13	12	6	9	2	12	13	13	12	122	12%	122
		2016	6	12	11	12	3	10	11	6	11	12	9	109	▲	109
	General Civil - Level 3	2017	5	9	2	3	3	6	2	5	2	6	3	52	-25%	52
		2016	8	5	10	5	5	7	4	3	5	7	7	69	▼	69
Criminal	Probates/Wills & Trusts - Level 1	2017	-	-	-	-	1	-	2	-	-	-	1	4	-75%	4
		2016	-	-	-	12	-	-	2	-	1	-	1	16	▼	16
	Probates/Wills & Trusts - Level 2	2017	3	3	5	3	1	1	4	6	2	3	1	34	13%	34
		2016	3	5	3	6	4	3	4	1	-	1	-	30	▲	30
	Uncontested Divorce	2017	21	9	18	15	23	7	11	12	12	18	8	166	-21%	166
		2016	14	15	13	28	18	17	20	16	16	20	19	210	▼	210
	Capital Murder	2017	-	-	-	-	2	-	-	-	-	2	-	4	4	4
		2016	-	-	-	-	-	-	-	-	-	-	-	0	↔	0
	Felonies and Related Matters	2017	33	82	80	71	56	62	99	43	79	42	49	801	5%	801
		2016	39	96	65	53	47	69	39	60	79	81	61	763	▲	763
	Misdemeanor	2017	14	26	22	18	23	10	28	10	20	30	32	266	13%	266
		2016	19	32	21	16	16	16	20	10	28	22	18	235	▲	235
	Other Criminally Related Matters	2017	5	50	11	3	20	8	19	73	26	21	19	286	93%	286
		2016	11	5	3	3	14	21	17	8	11	22	4	148	▲	148
Miscellaneous	2017	219	200	225	214	189	175	173	224	166	232	251	270	2,538	-4%	2,538
	2016	349	296	256	182	165	188	197	197	221	192	208	187	2,638	▼	2,638
Other	2017	2	-	2	1	5	2	1	3	1	3	4	3	27	125%	27
	2016	-	1	1	1	-	-	4	1	1	-	2	1	12	▲	12

January 2016 -- December 2017 Filings

Dashboard

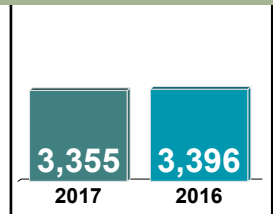
Court: Campbell Circuit
 Start/End Date: Jan-16 / Dec-17
 2016 Average Month: 283
 Jan-Dec 2016: 3,396
 Filings Trending: ↔

Circuit/Court ID: 24
 224031
 Type of Case: Filings
 2017 Average Month: 280
 Jan-Dec 2017 : 3,355
 Overall AVG. Month: 281

Monthly Filings Summary



Jan --- Dec Filings



Filings by Division

		Jan	Feb	Mar	Apr	May	Jun	Jul	Aug	Sep	Oct	Nov	Dec	Thru Dec	% Change	Total
Total	2017	252	318	312	242	242	267	217	415	223	326	260	281	3,355	-1%	3,355
	2016	312	276	362	219	288	262	294	275	262	253	336	257	3,396	▼	3,396
Civil	2017	46	42	63	42	46	45	45	57	37	67	40	34	564	10%	564
	2016	42	32	53	56	32	46	48	49	38	44	40	34	514	▲	514
Criminal	2017	63	152	79	85	86	95	61	198	53	111	80	74	1,137	0%	1,137
	2016	73	52	117	35	146	86	92	118	91	92	154	83	1,139	▼	1,139
Miscellaneous	2017	141	124	170	114	109	126	92	143	112	142	136	158	1,567	-9%	1,567
	2016	193	190	184	127	109	130	151	107	133	116	140	137	1,717	▼	1,717
Other	2017	2	-	-	1	1	1	19	17	21	6	4	15	87	235%	87
	2016	4	2	8	1	1	-	3	1	-	1	2	3	26	▲	26

Filings by Division & Case Category

			Jan	Feb	Mar	Apr	May	Jun	Jul	Aug	Sep	Oct	Nov	Dec	Thru Dec	% Change	Total	
Civil	Administrative Law	2017	-	-	-	-	-	-	-	1	-	-	-	-	1	-67%	1	
		2016	-	-	-	-	-	-	1	1	-	1	-	-	3	▼	3	
	Contested Divorce	2017	6	10	3	8	7	6	8	4	4	10	11	6	83	43%	83	
		2016	4	4	5	3	6	8	3	6	5	5	3	6	58	▲	58	
	Domestic and Family - Level 1	2017	4	8	9	-	7	4	12	5	-	4	1	1	55	-30%	55	
		2016	4	2	14	8	3	10	8	8	5	6	7	4	79	▼	79	
	Domestic and Family - Level 2	2017	2	3	6	1	2	3	1	5	2	8	-	-	33	18%	33	
		2016	1	-	3	1	3	5	2	1	4	4	2	2	28	▲	28	
	General Civil - Level 1	2017	2	1	1	-	1	1	1	1	-	-	-	-	8	14%	8	
		2016	-	-	2	-	1	1	3	-	-	-	-	-	7	▲	7	
	General Civil - Level 2	2017	8	4	14	10	7	5	7	19	12	12	6	7	111	13%	111	
		2016	5	9	3	11	7	7	9	12	10	5	11	9	98	▲	98	
	General Civil - Level 3	2017	13	2	9	6	4	8	2	4	2	9	4	9	72	6%	72	
		2016	13	1	2	16	2	4	10	5	5	4	3	3	68	▲	68	
Criminal	Probates/Wills & Trusts - Level 1	2017	1	-	1	-	-	-	-	-	-	-	-	1	3	-40%	3	
		2016	1	-	3	-	-	-	-	-	-	-	-	1	5	▼	5	
	Probates/Wills & Trusts - Level 2	2017	2	1	1	4	2	1	2	3	-	4	1	1	22	57%	22	
		2016	2	3	5	-	2	1	-	-	-	1	-	-	14	▲	14	
	Protective Orders	2017	-	-	-	-	-	-	-	-	-	-	-	-	0	-100%	0	
		2016	1	-	-	-	-	-	-	-	-	-	-	-	1	▼	1	
	Uncontested Divorce	2017	8	13	19	13	16	17	12	15	17	20	17	9	176	15%	176	
		2016	11	13	16	17	8	10	12	16	9	18	14	9	153	▲	153	
	Miscellaneous	Felonies and Related Matters	2017	32	98	51	56	54	61	46	135	31	63	56	41	724	-6%	724
			2016	49	25	70	21	112	55	69	78	57	51	137	49	773	▼	773
		Misdemeanor	2017	24	47	26	25	24	28	12	55	18	40	20	24	343	7%	343
			2016	23	26	41	12	32	25	21	37	31	32	15	26	321	▲	321
		Other Criminally Related Matters	2017	7	7	2	4	8	6	3	8	4	8	4	9	70	56%	70
			2016	1	1	6	2	2	6	2	3	3	9	2	8	45	▲	45
Other	Miscellaneous	2017	141	124	170	114	109	126	92	143	112	142	136	158	1,567	-9%	1,567	
		2016	193	190	184	127	109	130	151	107	133	116	140	137	1,717	▼	1,717	
	Other	2017	2	-	-	1	1	1	19	17	21	6	4	15	87	235%	87	
	2016	4	2	8	1	1	-	3	1	-	1	2	3	26	▲	26		


January 2016 -- December 2017 Filings

Dashboard

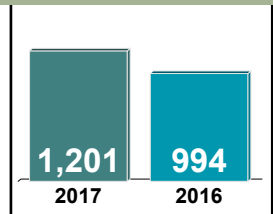
Court: Nelson Circuit
 Start/End Date: Jan-16 / Dec-17
 2016 Average Month: 83
 Jan-Dec 2016: 994
 Filings Trending: ▲

Circuit/Court ID: 24
 224125
 Type of Case: Filings
 2017 Average Month: 100
 Jan-Dec 2017 : 1,201
 Overall AVG. Month: 91

Monthly Filings Summary



Jan --- Dec Filings



Filings by Division

		Jan	Feb	Mar	Apr	May	Jun	Jul	Aug	Sep	Oct	Nov	Dec	Thru Dec	% Change	Total
Total	2017	169	86	95	66	109	62	89	112	129	104	112	68	1,201	21%	1,201
	2016	79	90	87	68	92	60	64	75	130	80	78	91	994	▲	994
Civil	2017	9	12	8	11	12	11	11	5	11	3	5	9	107	-30%	107
	2016	5	21	17	13	16	14	10	16	8	14	9	10	153	▼	153
Criminal	2017	124	45	48	38	81	25	53	69	72	50	82	25	712	58%	712
	2016	29	32	41	30	39	22	20	31	90	32	34	52	452	▲	452
Miscellaneous	2017	34	28	38	17	16	25	25	38	46	51	25	34	377	-2%	377
	2016	45	37	29	25	36	24	32	28	32	34	35	29	386	▼	386
Other	2017	2	1	1	-	-	1	-	-	-	-	-	-	5	67%	5
	2016	-	-	-	-	1	-	2	-	-	-	-	-	3	▲	3

Filings by Division & Case Category

		Jan	Feb	Mar	Apr	May	Jun	Jul	Aug	Sep	Oct	Nov	Dec	Thru Dec	% Change	Total
Civil	Contested Divorce	2017	-	-	1	2	-	-	-	1	-	1	1	6	-79%	6
		2016	1	1	5	2	5	4	2	3	-	3	2	28	▼	28
	Domestic and Family - Level 1	2017	3	1	1	1	2	3	-	1	-	2	-	14	75%	14
		2016	-	-	-	-	1	-	1	1	2	2	-	8	▲	8
	Domestic and Family - Level 2	2017	-	-	-	1	-	2	-	1	-	-	2	6	20%	6
		2016	-	-	2	-	1	-	-	1	1	-	-	5	▲	5
	General Civil - Level 1	2017	-	1	-	-	1	1	-	-	-	1	-	4	100%	4
		2016	-	1	1	-	-	-	-	-	-	-	-	2	▲	2
	General Civil - Level 2	2017	2	2	2	4	3	1	3	6	1	-	3	28	-32%	28
		2016	1	14	4	2	3	2	4	2	3	2	3	41	▼	41
	General Civil - Level 3	2017	1	4	4	-	2	7	1	-	-	1	2	22	29%	22
		2016	1	1	-	3	1	1	2	2	1	-	2	17	▲	17
Criminal	Probates/Wills & Trusts - Level 1	2017	1	-	-	1	-	-	-	-	-	-	2	4	100%	4
		2016	-	-	-	2	-	-	-	-	-	-	-	2	▲	2
	Probates/Wills & Trusts - Level 2	2017	-	-	-	-	2	-	1	-	-	-	-	3	3	3
		2016	-	-	-	-	-	-	-	-	-	-	-	0	↔	0
	Uncontested Divorce	2017	2	4	1	3	2	2	-	3	-	-	1	20	-60%	20
		2016	2	4	5	4	5	7	4	6	3	5	1	50	▼	50
	Felonies and Related Matters	2017	113	32	24	26	57	11	33	40	56	26	57	488	80%	488
		2016	15	23	19	19	27	11	11	13	60	14	18	271	▲	271
	Misdemeanor	2017	11	10	13	12	12	5	19	16	16	19	23	168	42%	168
		2016	13	8	14	10	9	6	9	9	6	14	11	118	▲	118
	Other Criminally Related Matters	2017	-	3	11	-	12	9	1	13	-	5	2	56	-11%	56
		2016	1	1	8	1	3	5	-	9	24	4	5	63	▼	63
Miscellaneous		2017	34	28	38	17	16	25	25	38	46	51	25	377	-2%	377
		2016	45	37	29	25	36	24	32	28	32	34	35	386	▼	386
Other		2017	2	1	1	-	-	1	-	-	-	-	-	5	67%	5
		2016	-	-	-	-	1	-	2	-	-	-	-	3	▲	3

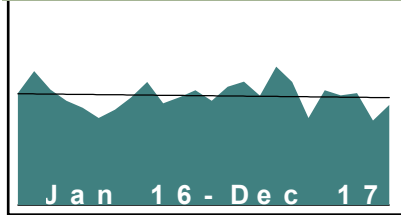
January 2016 -- December 2017 Filings

Dashboard

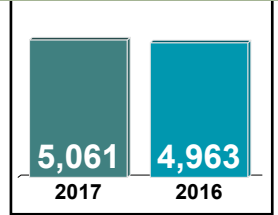
Court: Lynchburg Circuit
 Start/End Date: Jan-16 / Dec-17
 2016 Average Month: 414
 Jan-Dec 2016: 4,963
 Filings Trending: ↔

Circuit/Court ID: 24
 224680
 Type of Case: Filings
 2017 Average Month: 422
 Jan-Dec 2017 : 5,061
 Overall AVG. Month: 418

Monthly Filings Summary



Jan --- Dec Filings



Filings by Division

		Jan	Feb	Mar	Apr	May	Jun	Jul	Aug	Sep	Oct	Nov	Dec	Thru Dec	% Change	Total
Total	2017	398	452	471	418	528	470	333	439	419	427	323	383	5,061	2%	5,061
	2016	427	511	441	398	372	332	364	410	470	388	412	438	4,963	▲	4,963
Civil	2017	64	72	123	90	92	90	73	109	108	89	72	61	1,043	-14%	1,043
	2016	82	120	74	87	95	76	64	103	116	126	119	150	1,212	▼	1,212
Criminal	2017	191	236	171	179	262	254	132	187	185	192	113	169	2,271	-5%	2,271
	2016	202	248	236	216	203	145	201	190	231	160	164	194	2,390	▼	2,390
Miscellaneous	2017	96	102	117	110	124	86	86	111	83	106	117	109	1,247	-4%	1,247
	2016	142	143	129	89	72	102	92	106	114	96	122	88	1,295	▼	1,295
Other	2017	47	42	60	39	50	40	42	32	43	40	21	44	500	658%	500
	2016	1	-	2	6	2	9	7	11	9	6	7	6	66	▲	66

Filings by Division & Case Category

			Jan	Feb	Mar	Apr	May	Jun	Jul	Aug	Sep	Oct	Nov	Dec	Thru Dec	% Change	Total
Civil	Administrative Law	2017	1	-	1	1	-	1	1	-	-	1	2	-	8	100%	8
		2016	1	-	1	-	-	-	-	-	1	1	-	-	-	4	▲
	Contested Divorce	2017	8	5	19	10	10	10	8	5	8	7	12	5	107	-9%	107
		2016	9	8	8	12	14	13	3	18	4	9	13	7	118	▼	118
	Domestic and Family - Level 1	2017	13	12	38	23	39	21	7	44	29	24	4	9	263	-22%	263
		2016	38	33	11	15	44	23	19	25	16	11	21	83	339	▼	339
	Domestic and Family - Level 2	2017	1	2	4	1	4	4	8	11	4	8	3	3	53	10%	53
		2016	3	15	2	4	-	3	1	5	4	5	2	4	48	▲	48
	General Civil - Level 1	2017	1	-	1	6	2	7	4	1	3	5	-	1	31	41%	31
		2016	1	-	2	3	-	1	1	-	1	4	3	6	22	▲	22
	General Civil - Level 2	2017	12	13	9	17	10	13	20	9	38	9	27	13	190	10%	190
		2016	14	14	13	13	5	12	13	19	17	14	25	13	172	▲	172
	General Civil - Level 3	2017	4	13	15	5	9	8	6	7	2	7	6	5	87	-53%	87
		2016	3	8	6	3	13	7	7	6	37	54	27	16	187	▼	187
Probates/Wills & Trusts - Level 1	2017	-	-	-	1	1	-	-	-	-	-	-	-	2	-50%	2	
	2016	-	-	1	-	-	-	-	-	-	2	-	-	1	4	▼	4
Probates/Wills & Trusts - Level 2	2017	2	1	4	3	1	3	1	4	6	8	1	2	36	57%	36	
	2016	1	2	5	2	1	1	2	3	2	2	-	2	23	▲	23	
Protective Orders	2017	-	-	-	-	-	-	-	-	2	-	-	-	2	-71%	2	
	2016	-	4	-	-	-	-	-	-	-	2	-	-	1	7	▼	7
Uncontested Divorce	2017	22	26	32	23	16	23	18	28	16	20	17	23	264	-8%	264	
	2016	12	36	25	35	18	16	18	26	30	27	28	17	288	▼	288	
Criminal	Felonies and Related Matters	2017	118	169	128	113	204	168	75	130	108	113	70	111	1,507	-5%	1,507
		2016	160	178	162	153	142	96	111	114	146	93	111	121	1,587	▼	1,587
	Misdemeanor	2017	66	54	28	59	44	71	42	42	61	56	36	46	605	-11%	605
		2016	40	65	61	51	50	41	77	62	72	54	46	60	679	▼	679
	Other Criminally Related Matters	2017	7	13	15	7	14	15	15	15	16	23	7	12	159	28%	159
		2016	2	5	13	12	11	8	13	14	13	13	7	13	124	▲	124
	Miscellaneous	2017	96	102	117	110	124	86	86	111	83	106	117	109	1,247	-4%	1,247
		2016	142	143	129	89	72	102	92	106	114	96	122	88	1,295	▼	1,295
	Other	2017	47	42	60	39	50	40	42	32	43	40	21	44	500	658%	500
		2016	1	-	2	6	2	9	7	11	9	6	7	6	66	▲	66

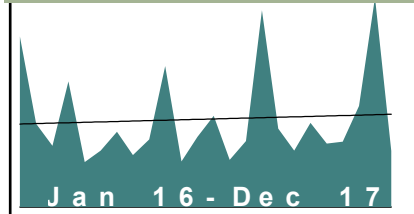
January 2016 -- December 2017 Filings

Dashboard

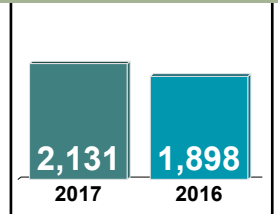
Court: Alleghany Circuit
 Start/End Date: Jan-16 / Dec-17
 2016 Average Month: 158
 Jan-Dec 2016: 1,898
 Filings Trending: ▲

Circuit/Court ID: 25
 225005
 Type of Case: Filings
 2017 Average Month: 178
 Jan-Dec 2017 : 2,131
 Overall AVG. Month: 168

Monthly Filings Summary



Jan --- Dec Filings



Filings by Division

		Jan	Feb	Mar	Apr	May	Jun	Jul	Aug	Sep	Oct	Nov	Dec	Thru Dec	% Change	Total
Total	2017	174	90	126	376	150	108	161	121	125	193	400	107	2,131	12%	2,131
	2016	326	159	117	240	86	108	144	99	129	269	87	134	1,898	▲	1,898
Civil	2017	22	15	20	6	19	18	9	12	20	23	11	13	188	0%	188
	2016	12	17	16	16	14	11	17	15	21	10	10	29	188	↔	188
Criminal	2017	103	33	39	329	80	43	104	50	59	110	326	44	1,320	17%	1,320
	2016	262	54	36	184	34	60	86	35	53	212	39	73	1,128	▲	1,128
Miscellaneous	2017	49	42	67	40	48	47	46	58	45	59	62	49	612	9%	612
	2016	51	87	56	39	35	34	41	47	55	47	36	31	559	▲	559
Other	2017	-	-	-	1	3	-	2	1	1	1	1	1	11	-52%	11
	2016	1	1	9	1	3	3	-	2	-	-	2	1	23	▼	23

Filings by Division & Case Category

			Jan	Feb	Mar	Apr	May	Jun	Jul	Aug	Sep	Oct	Nov	Dec	Thru Dec	% Change	Total
Civil	Contested Divorce	2017	2	4	2	1	3	4	1	4	3	6	3	2	35	25%	35
		2016	-	2	4	5	1	3	2	2	3	3	1	2	28	▲	28
	Domestic and Family - Level 1	2017	-	-	2	-	-	-	-	-	6	1	-	1	10	-17%	10
		2016	1	1	1	-	-	-	3	1	2	-	-	3	12	▼	12
	Domestic and Family - Level 2	2017	-	1	1	-	2	1	1	-	1	2	-	1	10	-17%	10
		2016	1	-	1	1	3	1	-	3	1	-	1	-	12	▼	12
	General Civil - Level 1	2017	-	2	2	-	1	1	-	-	-	-	-	-	6	200%	6
		2016	-	-	-	-	-	-	-	-	-	-	-	2	2	▲	2
	General Civil - Level 2	2017	7	2	3	1	6	4	1	1	2	3	4	-	34	17%	34
		2016	-	5	1	2	2	3	5	2	4	3	2	-	29	▲	29
	General Civil - Level 3	2017	9	5	1	-	-	3	1	2	-	2	-	-	23	-34%	23
		2016	5	-	2	2	-	-	-	1	1	2	4	18	35	▼	35
Probates/Wills & Trusts - Level 1	2017	1	-	-	-	1	-	-	-	-	-	-	-	2	2	↔	2
	2016	-	-	-	-	-	-	-	-	-	-	-	-	0	↔	0	
Probates/Wills & Trusts - Level 2	2017	-	-	1	-	-	2	-	-	-	-	-	1	4	-50%	4	
	2016	-	1	2	-	1	-	-	2	-	-	-	2	8	▼	8	
Uncontested Divorce	2017	3	1	8	4	6	3	5	5	8	9	4	8	64	3%	64	
	2016	5	8	5	6	7	4	7	4	10	2	2	2	62	▲	62	
Criminal	Felonies and Related Matters	2017	67	21	29	288	45	25	86	26	46	58	291	23	1,005	5%	1,005
		2016	238	44	27	162	17	47	71	32	42	190	24	64	958	▲	958
	Misdemeanor	2017	35	8	8	37	35	15	17	24	12	48	31	21	291	84%	291
		2016	23	10	9	21	13	12	15	3	10	20	14	8	158	▲	158
	Other Criminally Related Matters	2017	1	4	2	4	-	3	1	-	1	4	4	-	24	100%	24
		2016	1	-	-	1	4	1	-	-	1	2	1	1	12	▲	12
	Miscellaneous	2017	49	42	67	40	48	47	46	58	45	59	62	49	612	9%	612
		2016	51	87	56	39	35	34	41	47	55	47	36	31	559	▲	559
	Other	2017	-	-	-	1	3	-	2	1	1	1	1	1	11	-52%	11
		2016	1	1	9	1	3	3	-	2	-	-	2	1	23	▼	23

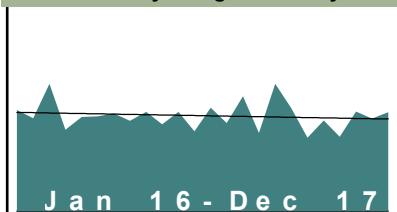
January 2016 -- December 2017 Filings

Dashboard

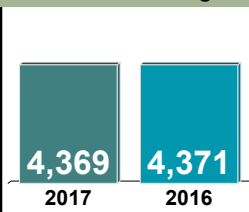
Court: Augusta Circuit
 Start/End Date: Jan-16 / Dec-17
 2016 Average Month: 364
 Jan-Dec 2016: 4,371
 Filings Trending: ↔

Circuit/Court ID: 25
 225015
 Type of Case: Filings
 2017 Average Month: 364
 Jan-Dec 2017 : 4,369
 Overall AVG. Month: 364

Monthly Filings Summary



Jan --- Dec Filings



Filings by Division

		Jan	Feb	Mar	Apr	May	Jun	Jul	Aug	Sep	Oct	Nov	Dec	Thru Dec	% Change	Total
Total	2017	395	336	439	299	486	393	280	346	284	380	353	378	4,369	0%	4,369
	2016	386	355	486	311	359	362	373	345	379	331	379	305	4,371	▼	4,371
Civil	2017	42	42	49	39	77	68	51	44	47	34	37	40	570	1%	570
	2016	34	50	44	43	49	49	48	57	70	48	36	36	564	▲	564
Criminal	2017	160	144	151	117	276	135	90	118	73	127	126	127	1,644	5%	1,644
	2016	109	97	210	92	164	136	114	130	124	96	186	105	1,563	▲	1,563
Miscellaneous	2017	180	145	229	137	123	179	132	168	151	204	180	204	2,032	-3%	2,032
	2016	226	201	224	163	132	164	194	148	167	172	145	150	2,086	▼	2,086
Other	2017	13	5	10	6	10	11	7	16	13	15	10	7	123	-22%	123
	2016	17	7	8	13	14	13	17	10	18	15	12	14	158	▼	158

Filings by Division & Case Category

			Jan	Feb	Mar	Apr	May	Jun	Jul	Aug	Sep	Oct	Nov	Dec	Thru Dec	% Change	Total	
Civil	Administrative Law	2017	-	1	-	-	-	1	1	-	-	-	-	-	3	-67%	3	
		2016	1	1	-	2	1	-	1	1	-	-	2	-	9	▼	9	
	Contested Divorce	2017	9	6	5	8	6	6	6	3	7	3	4	5	68	-15%	68	
		2016	7	8	13	5	5	8	5	5	6	8	5	5	80	▼	80	
	Domestic and Family - Level 1	2017	5	9	15	5	35	25	7	7	10	-	12	8	138	35%	138	
		2016	-	11	2	4	10	9	1	13	27	13	7	5	102	▲	102	
	Domestic and Family - Level 2	2017	8	9	4	10	11	7	5	7	7	5	4	6	83	24%	83	
		2016	5	4	3	6	4	8	9	9	2	6	4	7	67	▲	67	
	General Civil - Level 1	2017	-	-	1	-	1	1	1	1	2	-	-	-	7	-30%	7	
		2016	1	1	2	-	3	-	-	-	-	1	1	1	10	▼	10	
	General Civil - Level 2	2017	7	4	6	5	6	4	9	7	7	3	15	10	7	87	58%	87
		2016	4	5	8	6	6	1	7	7	3	2	3	3	55	▲	55	
	General Civil - Level 3	2017	5	-	1	1	3	8	6	5	5	4	3	2	43	-14%	43	
		2016	1	3	2	3	5	8	3	4	11	3	-	7	50	▼	50	
Probates/Wills & Trusts - Level 1	2017	-	1	-	1	1	1	-	1	-	-	-	-	5	150%	5		
	2016	-	-	-	-	-	-	-	-	-	1	1	-	2	▲	2		
Probates/Wills & Trusts - Level 2	2017	-	2	2	1	3	-	2	5	-	-	-	3	18	-33%	18		
	2016	-	3	1	-	3	4	4	3	4	1	1	3	27	▼	27		
Uncontested Divorce	2017	8	10	15	8	11	15	14	8	9	7	4	9	118	-27%	118		
	2016	15	14	13	17	12	11	18	15	17	13	12	5	162	▼	162		
Criminal	Felonies and Related Matters	2017	145	128	136	104	259	119	77	100	66	115	110	116	1,475	8%	1,475	
		2016	88	83	188	71	143	124	103	110	107	79	174	96	1,366	▲	1,366	
	Misdemeanor	2017	11	12	12	9	10	10	10	13	2	6	11	6	112	-25%	112	
		2016	19	12	19	17	12	10	9	11	14	11	8	8	150	▼	150	
	Other Criminally Related Matters	2017	4	4	3	4	7	6	3	5	5	6	5	5	57	21%	57	
		2016	2	2	3	4	9	2	2	9	3	6	4	1	47	▲	47	
Miscellaneous		2017	180	145	229	137	123	179	132	168	151	204	180	204	2,032	-3%	2,032	
		2016	226	201	224	163	132	164	194	148	167	172	145	150	2,086	▼	2,086	
Other		2017	13	5	10	6	10	11	7	16	13	15	10	7	123	-22%	123	
		2016	17	7	8	13	14	13	17	10	18	15	12	14	158	▼	158	

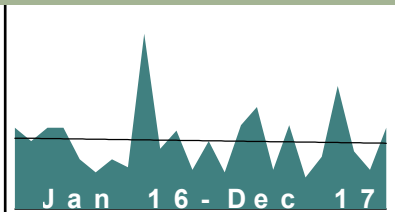
January 2016 -- December 2017 Filings

Dashboard

Court: Bath Circuit
 Start/End Date: Jan-16 / Dec-17
 2016 Average Month: 27
 Jan-Dec 2016: 322
 Filings Trending: ▼

Circuit/Court ID: 25
 225017
 Type of Case: Filings
 2017 Average Month: 25
 Jan-Dec 2017 : 305
 Overall AVG. Month: 26

Monthly Filings Summary



Jan --- Dec Filings



Filings by Division

		Jan	Feb	Mar	Apr	May	Jun	Jul	Aug	Sep	Oct	Nov	Dec	Thru Dec	% Change	Total
Total	2017	26	14	32	39	15	32	12	20	47	22	15	31	305	-5%	305
	2016	31	26	31	31	19	14	19	16	67	23	30	15	322	▼	322
Civil	2017	3	2	3	1	-	3	3	3	2	3	3	1	27	-37%	27
	2016	2	3	6	-	1	1	11	5	2	5	4	3	43	▼	43
Criminal	2017	17	-	16	28	4	21	-	1	26	2	-	11	126	21%	126
	2016	9	-	3	18	5	1	-	-	51	2	10	5	104	▲	104
Miscellaneous	2017	6	12	13	10	11	8	9	16	19	17	12	17	150	-14%	150
	2016	20	23	22	13	13	12	8	11	14	16	16	7	175	▼	175
Other	2017	-	-	-	-	-	-	-	-	-	-	-	2	2	2	2
	2016	-	-	-	-	-	-	-	-	-	-	-	-	0	↔	0

Filings by Division & Case Category

			Jan	Feb	Mar	Apr	May	Jun	Jul	Aug	Sep	Oct	Nov	Dec	Thru Dec	% Change	Total	
Civil	Contested Divorce	2017	-	1	-	-	-	-	-	1	-	-	-	-	-	2	-33%	2
		2016	-	-	1	-	-	-	-	-	1	-	1	-	-	3	▼	3
	Domestic and Family - Level 1	2017	-	-	-	-	-	1	-	-	-	-	1	-	-	2	100%	2
		2016	-	-	1	-	-	-	-	-	-	-	-	-	-	1	▲	1
	Domestic and Family - Level 2	2017	1	-	-	-	-	-	-	-	-	-	-	-	-	1	-80%	1
		2016	-	-	2	-	-	1	-	-	-	-	2	-	-	5	▼	5
	General Civil - Level 1	2017	-	-	-	-	-	1	-	-	-	-	-	-	-	1	1	1
		2016	-	-	-	-	-	-	-	-	-	-	-	-	-	0	↔	0
	General Civil - Level 2	2017	1	1	2	-	-	-	-	-	1	1	1	1	-	7	-59%	7
		2016	-	-	2	-	1	-	10	3	1	-	-	-	-	17	▼	17
	General Civil - Level 3	2017	1	-	1	-	-	-	-	-	-	-	-	-	1	3	-25%	3
		2016	-	1	-	-	-	-	-	-	-	-	-	1	2	4	▼	4
Probates/Wills & Trusts - Level 2	2017	-	-	-	-	-	-	-	-	1	-	1	1	-	3	-25%	3	
	2016	-	1	-	-	-	-	1	-	-	-	1	1	-	4	▼	4	
Uncontested Divorce	2017	-	-	-	1	-	1	3	1	1	1	-	1	-	8	-11%	8	
	2016	2	1	-	-	-	-	-	-	1	1	1	2	1	9	▼	9	
Criminal	Felonies and Related Matters	2017	16	-	6	27	3	20	-	1	21	1	-	9	104	37%	104	
		2016	6	-	3	18	1	1	-	-	37	2	6	2	76	▲	76	
	Misdemeanor	2017	1	-	10	1	1	1	-	-	4	1	-	2	21	-16%	21	
		2016	3	-	-	-	2	-	-	-	14	-	3	3	25	▼	25	
	Other Criminally Related Matters	2017	-	-	-	-	-	-	-	-	1	-	-	-	1	-67%	1	
		2016	-	-	-	-	2	-	-	-	-	-	-	1	3	▼	3	
	Miscellaneous	2017	6	12	13	10	11	8	9	16	19	17	12	17	150	-14%	150	
		2016	20	23	22	13	13	12	8	11	14	16	16	7	175	▼	175	
	Other	2017	-	-	-	-	-	-	-	-	-	-	-	-	2	2	2	2
		2016	-	-	-	-	-	-	-	-	-	-	-	-	-	0	↔	0


January 2016 -- December 2017 Filings

Dashboard

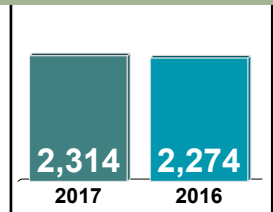
Court: Botetourt Circuit
 Start/End Date: Jan-16 / Dec-17
 2016 Average Month: 190
 Jan-Dec 2016: 2,274
 Filings Trending: ↔

Circuit/Court ID: 25
 225023
 Type of Case: Filings
 2017 Average Month: 193
 Jan-Dec 2017 : 2,314
 Overall AVG. Month: 191

Monthly Filings Summary



Jan --- Dec Filings



Filings by Division

		Jan	Feb	Mar	Apr	May	Jun	Jul	Aug	Sep	Oct	Nov	Dec	Thru Dec	% Change	Total
Total	2017	151	182	313	112	178	224	165	196	150	291	157	195	2,314	2%	2,314
	2016	213	171	266	133	153	309	120	177	158	203	163	208	2,274	▲	2,274
Civil	2017	16	22	30	12	22	22	44	23	23	26	14	17	271	8%	271
	2016	24	18	34	23	27	23	18	16	23	15	12	19	252	▲	252
Criminal	2017	56	71	204	41	84	132	51	94	52	170	30	58	1,043	10%	1,043
	2016	69	36	128	37	50	210	29	66	71	80	56	115	947	▲	947
Miscellaneous	2017	79	89	79	59	72	70	69	79	75	95	113	120	999	-7%	999
	2016	120	117	104	73	76	76	73	95	64	108	95	74	1,075	▼	1,075
Other	2017	-	-	-	-	-	-	1	-	-	-	-	-	1	1	1
	2016	-	-	-	-	-	-	-	-	-	-	-	-	0	↔	0

Filings by Division & Case Category

		Jan	Feb	Mar	Apr	May	Jun	Jul	Aug	Sep	Oct	Nov	Dec	Thru Dec	% Change	Total
Civil	Administrative Law	2017	-	-	-	-	1	-	-	-	-	-	-	1	-67%	1
		2016	-	1	-	-	-	-	1	-	1	-	-	3	▼	3
	Contested Divorce	2017	-	4	1	2	3	6	2	2	-	1	2	23	-32%	23
		2016	5	3	2	6	1	1	2	1	2	2	5	34	▼	34
	Domestic and Family - Level 1	2017	3	-	4	-	7	6	1	7	4	6	4	60	0%	60
		2016	6	2	13	1	7	8	5	3	9	6	-	60	↔	60
	Domestic and Family - Level 2	2017	-	1	-	-	1	1	2	-	3	-	-	8	-11%	8
		2016	-	-	-	1	-	2	2	2	-	-	2	9	▼	9
	General Civil - Level 1	2017	-	-	-	-	-	1	-	-	-	-	-	1	-67%	1
		2016	-	-	-	-	1	1	-	1	-	-	-	3	▼	3
	General Civil - Level 2	2017	3	6	7	3	4	3	1	2	5	3	2	40	-2%	40
		2016	6	3	5	6	1	1	2	4	1	1	6	41	▼	41
	General Civil - Level 3	2017	3	7	8	-	2	1	5	12	2	2	-	44	47%	44
		2016	3	1	6	3	8	2	2	1	-	1	3	30	▲	30
Criminal	Probates/Wills & Trusts - Level 1	2017	-	-	-	-	-	-	-	-	-	-	-	0	-100%	0
		2016	-	-	-	-	-	-	-	1	1	-	-	2	▼	2
	Probates/Wills & Trusts - Level 2	2017	1	1	1	-	-	-	-	1	4	1	1	10	43%	10
		2016	-	1	-	-	2	2	-	1	-	-	1	7	▲	7
	Uncontested Divorce	2017	6	3	9	7	8	7	13	4	6	10	4	84	33%	84
		2016	4	7	8	6	4	6	8	3	7	4	3	63	▲	63
	Felonies and Related Matters	2017	36	53	189	18	56	112	30	69	34	142	16	789	8%	789
		2016	51	21	103	23	32	189	16	51	53	60	36	732	▲	732
	Misdemeanor	2017	19	16	12	18	22	14	18	16	14	24	10	198	21%	198
		2016	11	7	21	11	16	20	8	14	12	14	15	163	▲	163
Miscellaneous	Other Criminally Related Matters	2017	1	2	3	5	6	6	3	9	4	4	4	56	8%	56
		2016	7	8	4	3	2	1	5	1	6	6	5	52	▲	52
Other	Miscellaneous	2017	79	89	79	59	72	70	69	79	75	95	113	999	-7%	999
		2016	120	117	104	73	76	76	73	95	64	108	95	1,075	▼	1,075
Other	Other	2017	-	-	-	-	-	1	-	-	-	-	-	1	1	1
		2016	-	-	-	-	-	-	-	-	-	-	-	0	↔	0

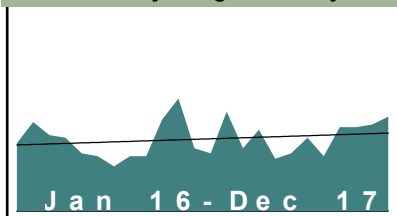
January 2016 -- December 2017 Filings

Dashboard

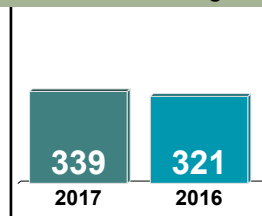
Court: Craig Circuit
Start/End Date: Jan-16 / Dec-17
2016 Average Month: 27
Jan-Dec 2016: 321
Filings Trending: ▲

Circuit/Court ID: 25
225045
Type of Case: Filings
2017 Average Month: 28
Jan-Dec 2017 : 339
Overall AVG. Month: 28

Monthly Filings Summary



Jan --- Dec Filings



Filings by Division

		Jan	Feb	Mar	Apr	May	Jun	Jul	Aug	Sep	Oct	Nov	Dec	Thru Dec	% Change	Total
Total	2017	22	38	24	31	20	22	28	21	32	32	33	36	339	6%	339
	2016	26	34	29	28	22	21	17	21	21	35	43	24	321	▲	321
Civil	2017	2	6	4	6	2	2	8	1	1	3	1	5	41	-7%	41
	2016	2	7	3	3	5	1	2	2	4	5	4	6	44	▼	44
Criminal	2017	6	9	6	4	1	-	-	-	6	3	3	3	41	-41%	41
	2016	4	3	6	6	5	4	3	2	3	9	22	2	69	▼	69
Miscellaneous	2017	14	23	14	20	17	20	20	19	25	26	29	28	255	23%	255
	2016	20	24	20	19	12	16	12	17	14	20	17	16	207	▲	207
Other	2017	-	-	-	1	-	-	-	1	-	-	-	-	2	100%	2
	2016	-	-	-	-	-	-	-	-	-	1	-	-	1	▲	1

Filings by Division & Case Category

			Jan	Feb	Mar	Apr	May	Jun	Jul	Aug	Sep	Oct	Nov	Dec	Thru Dec	% Change	Total	
Civil	Administrative Law	2017	-	-	-	-	-	-	-	-	-	-	-	-	0	-100%	0	
		2016	-	-	-	-	-	-	-	-	-	-	-	1	-	1	▼	1
	Contested Divorce	2017	-	-	1	-	-	1	1	-	-	-	1	-	-	4	-33%	4
		2016	-	2	1	-	1	-	-	-	-	-	1	-	1	6	▼	6
	Domestic and Family - Level 1	2017	-	3	-	4	-	-	6	-	-	-	1	-	-	14	56%	14
		2016	-	1	-	1	1	-	-	1	1	1	3	-	-	9	▲	9
	Domestic and Family - Level 2	2017	-	-	-	-	1	-	-	-	-	-	-	-	2	3	0%	3
		2016	-	-	-	-	1	1	-	-	-	-	1	-	-	3	↔	3
	General Civil - Level 2	2017	-	-	-	-	-	-	-	-	-	1	-	1	-	2	-60%	2
		2016	1	1	-	1	-	-	1	-	-	-	-	-	1	5	▼	5
	General Civil - Level 3	2017	1	3	1	-	-	-	-	-	-	-	-	-	-	5	-50%	5
		2016	-	-	2	1	1	-	-	-	-	1	1	-	4	10	▼	10
Probates/Wills & Trusts - Level 1	2017	-	-	-	-	1	-	-	-	-	-	-	-	-	1	1	1	
	2016	-	-	-	-	-	-	-	-	-	-	-	-	-	0	↔	0	
Probates/Wills & Trusts - Level 2	2017	-	-	-	-	-	-	-	-	-	-	-	-	-	2	2	100%	2
	2016	-	1	-	-	-	-	-	-	-	-	-	-	-	1	1	▲	1
Uncontested Divorce	2017	1	-	2	2	-	1	1	1	-	-	1	-	1	10	11%	10	
	2016	1	2	-	-	1	-	1	1	1	2	1	-	-	9	▲	9	
Criminal	Felonies and Related Matters	2017	6	8	5	3	1	-	-	-	3	2	1	1	30	-48%	30	
		2016	4	3	4	6	4	4	2	2	1	9	17	2	58	▼	58	
	Misdemeanor	2017	-	1	1	1	-	-	-	-	-	3	1	2	2	11	0%	11
		2016	-	-	2	-	1	-	1	-	-	2	-	5	-	11	↔	11
Miscellaneous		2017	14	23	14	20	17	20	20	19	25	26	29	28	255	23%	255	
		2016	20	24	20	19	12	16	12	17	14	20	17	16	207	▲	207	
Other		2017	-	-	-	1	-	-	-	1	-	-	-	-	2	100%	2	
		2016	-	-	-	-	-	-	-	-	-	1	-	-	1	▲	1	


January 2016 -- December 2017 Filings

Dashboard

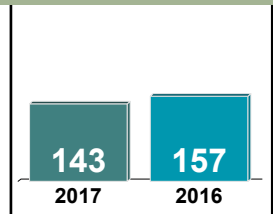
Court: Highland Circuit
 Start/End Date: Jan-16 / Dec-17
 2016 Average Month: 13
 Jan-Dec 2016: 157
 Filings Trending: ▼

Circuit/Court ID: 25
 225091
 Type of Case: Filings
 2017 Average Month: 12
 Jan-Dec 2017 : 143
 Overall AVG. Month: 13

Monthly Filings Summary



Jan --- Dec Filings



Filings by Division

		Jan	Feb	Mar	Apr	May	Jun	Jul	Aug	Sep	Oct	Nov	Dec	Thru Dec	% Change	Total
Total	2017	12	9	24	7	6	5	11	8	14	24	6	17	143	-9%	143
	2016	12	15	20	7	9	11	6	15	24	16	11	11	157	▼	157
Civil	2017	-	2	3	4	-	2	1	-	3	3	2	3	23	21%	23
	2016	-	2	1	3	4	-	1	5	-	3	-	-	19	▲	19
Criminal	2017	7	2	14	-	-	-	-	-	4	2	1	11	41	-35%	41
	2016	-	5	8	1	1	10	1	-	20	4	3	10	63	▼	63
Miscellaneous	2017	5	5	7	3	6	3	10	8	7	19	3	3	79	7%	79
	2016	12	7	11	3	4	1	4	10	4	9	8	1	74	▲	74
Other	2017	-	-	-	-	-	-	-	-	-	-	-	-	0	-100%	0
	2016	-	1	-	-	-	-	-	-	-	-	-	-	1	▼	1

Filings by Division & Case Category

		Jan	Feb	Mar	Apr	May	Jun	Jul	Aug	Sep	Oct	Nov	Dec	Thru Dec	% Change	Total
Civil	Contested Divorce	2017	-	-	-	-	-	-	-	-	1	1	1	3	0%	3
		2016	-	-	1	-	1	-	1	-	-	-	-	3	↔	3
	Domestic and Family - Level 1	2017	-	-	-	-	-	-	-	-	-	-	-	0	-100%	0
		2016	-	-	-	1	-	-	2	-	-	-	-	3	▼	3
	Domestic and Family - Level 2	2017	-	-	1	-	-	-	-	-	-	-	-	1	1	1
		2016	-	-	-	-	-	-	-	-	-	-	-	0	↔	0
	General Civil - Level 1	2017	-	-	1	2	-	-	-	-	-	-	-	3	200%	3
		2016	-	-	-	1	-	-	-	-	-	-	-	1	▲	1
	General Civil - Level 2	2017	-	-	-	-	-	-	-	-	1	-	-	1	-67%	1
		2016	-	1	-	1	-	-	-	-	1	-	-	3	▼	3
	General Civil - Level 3	2017	-	1	-	1	-	-	-	-	-	-	-	2	2	2
		2016	-	-	-	-	-	-	-	-	-	-	-	0	↔	0
Criminal	Probates/Wills & Trusts - Level 2	2017	-	1	1	-	-	-	-	-	-	-	-	2	2	2
		2016	-	-	-	-	-	-	-	-	-	-	-	0	↔	0
	Uncontested Divorce	2017	-	-	1	-	2	1	-	3	1	1	2	11	22%	11
		2016	-	1	-	2	1	1	2	-	2	-	-	9	▲	9
	Felonies and Related Matters	2017	5	1	8	-	-	-	-	3	1	1	2	21	-34%	21
		2016	-	1	3	1	1	3	1	16	-	1	5	32	▼	32
	Misdemeanor	2017	2	-	6	-	-	-	-	1	1	-	9	19	-37%	19
		2016	-	4	4	-	7	-	-	4	4	2	5	30	▼	30
	Other Criminally Related Matters	2017	-	1	-	-	-	-	-	-	-	-	-	1	0%	1
		2016	-	-	1	-	-	-	-	-	-	-	-	1	↔	1
	Miscellaneous	2017	5	5	7	3	6	3	10	8	7	19	3	79	7%	79
		2016	12	7	11	3	4	1	4	10	4	9	8	74	▲	74
Other		2017	-	-	-	-	-	-	-	-	-	-	-	0	-100%	0
		2016	-	1	-	-	-	-	-	-	-	-	-	1	▼	1


January 2016 -- December 2017 Filings

Dashboard

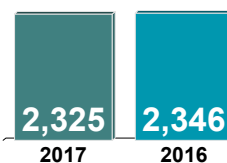
Court: Rockbridge Circuit
Start/End Date: Jan-16 / Dec-17
2016 Average Month: 196
Jan-Dec 2016: 2,346
Filings Trending: ↔

Circuit/Court ID: 25
225163
Type of Case: Filings
2017 Average Month: 194
Jan-Dec 2017 : 2,325
Overall AVG. Month: 195

Monthly Filings Summary



Jan --- Dec Filings



Filings by Division

		Jan	Feb	Mar	Apr	May	Jun	Jul	Aug	Sep	Oct	Nov	Dec	Thru Dec	% Change	Total
Total	2017	196	229	213	179	217	170	246	161	187	153	224	150	2,325	-1%	2,325
	2016	166	209	225	199	286	160	214	162	175	170	223	157	2,346	▼	2,346
Civil	2017	18	11	26	13	22	24	17	17	27	26	12	15	228	-7%	228
	2016	19	22	34	19	17	18	15	14	22	23	20	21	244	▼	244
Criminal	2017	122	152	121	108	146	69	160	69	92	69	139	77	1,324	-3%	1,324
	2016	69	121	104	123	214	85	131	79	108	92	147	92	1,365	▼	1,365
Miscellaneous	2017	55	57	58	49	41	64	61	65	60	49	62	53	674	-8%	674
	2016	78	66	87	56	54	57	67	69	44	54	55	44	731	▼	731
Other	2017	1	9	8	9	8	13	8	10	8	9	11	5	99	1,550%	99
	2016	-	-	-	1	1	-	1	-	1	1	1	-	6	▲	6

Filings by Division & Case Category

		Jan	Feb	Mar	Apr	May	Jun	Jul	Aug	Sep	Oct	Nov	Dec	Thru Dec	% Change	Total
Civil	Administrative Law	2017	-	-	1	-	-	-	-	-	-	1	-	2	100%	2
		2016	-	-	-	-	-	-	-	-	1	-	-	1	▲	1
	Contested Divorce	2017	1	1	2	2	2	3	3	1	-	3	-	18	-47%	18
		2016	3	3	6	5	2	2	2	2	1	4	1	34	▼	34
	Domestic and Family - Level 1	2017	1	1	-	1	1	3	2	3	4	1	3	24	26%	24
		2016	-	4	-	-	-	2	2	2	1	-	6	19	▲	19
	Domestic and Family - Level 2	2017	-	-	1	-	-	1	1	1	3	-	1	8	-33%	8
		2016	-	-	2	2	2	2	1	-	1	-	1	12	▼	12
	General Civil - Level 1	2017	-	-	-	-	1	1	-	-	-	-	1	3	3	3
		2016	-	-	-	-	-	-	-	-	-	-	-	0	↔	0
	General Civil - Level 2	2017	10	3	10	3	6	4	3	6	11	5	3	67	20%	67
		2016	5	4	7	4	3	4	4	2	5	9	4	56	▲	56
Criminal	General Civil - Level 3	2017	2	-	-	3	-	5	2	2	3	1	2	22	-39%	22
		2016	5	3	4	4	-	2	1	2	3	7	-	36	▼	36
	Probates/Wills & Trusts - Level 1	2017	-	-	-	-	-	-	-	1	-	1	-	2	100%	2
		2016	-	-	1	-	-	-	-	-	-	-	-	1	▲	1
	Probates/Wills & Trusts - Level 2	2017	-	3	1	-	2	1	-	2	3	-	1	13	333%	13
		2016	-	-	-	-	1	-	-	1	1	-	-	3	▲	3
	Uncontested Divorce	2017	4	3	11	4	12	9	5	2	5	10	1	69	-16%	69
		2016	6	8	14	4	10	5	4	6	9	4	4	82	▼	82
	Capital Murder	2017	1	-	-	-	-	-	-	-	-	-	-	1	1	1
		2016	-	-	-	-	-	-	-	-	-	-	-	0	↔	0
	Felonies and Related Matters	2017	57	111	63	51	100	22	118	21	42	40	85	747	-14%	747
		2016	55	77	62	74	171	27	95	50	58	54	88	865	▼	865
Miscellaneous	Misdemeanor	2017	55	31	46	52	41	36	35	43	48	27	48	494	11%	494
		2016	11	40	39	44	38	50	31	22	47	35	55	446	▲	446
	Other Criminally Related Matters	2017	9	10	12	5	5	11	7	5	2	2	6	82	52%	82
		2016	3	4	3	5	5	8	5	7	3	3	4	54	▲	54
	Miscellaneous	2017	55	57	58	49	41	64	61	65	60	49	62	674	-8%	674
		2016	78	66	87	56	54	57	67	69	44	54	55	731	▼	731
	Other	2017	1	9	8	9	8	13	8	10	8	9	11	99	1,550%	99
		2016	-	-	-	1	1	-	1	-	1	1	1	6	▲	6

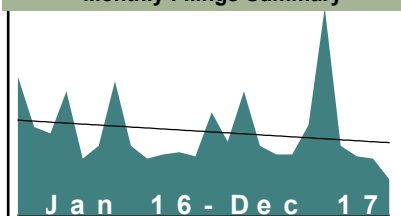
January 2016 -- December 2017 Filings

Dashboard

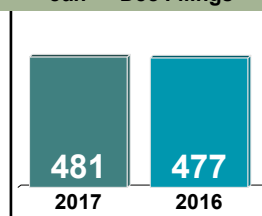
Court: Buena Vista Circuit
Start/End Date: Jan-16 / Dec-17
2016 Average Month: 40
Jan-Dec 2016: 477
Filings Trending: ↔

Circuit/Court ID: 25
225530
Type of Case: Filings
2017 Average Month: 40
Jan-Dec 2017 : 481
Overall AVG. Month: 40

Monthly Filings Summary



Jan --- Dec Filings



Filings by Division

		Jan	Feb	Mar	Apr	May	Jun	Jul	Aug	Sep	Oct	Nov	Dec	Thru Dec	% Change	Total
Total	2017	49	35	59	33	29	29	43	99	33	28	27	17	481	1%	481
	2016	66	42	39	59	27	33	64	33	27	29	30	28	477	▲	477
Civil	2017	4	4	6	3	6	7	3	6	5	8	7	1	60	-6%	60
	2016	6	4	8	10	2	4	5	2	1	5	10	7	64	▼	64
Criminal	2017	38	24	37	18	12	10	30	77	19	12	10	8	295	15%	295
	2016	43	25	12	34	10	13	50	17	17	12	14	9	256	▲	256
Miscellaneous	2017	7	7	16	12	8	12	10	16	9	8	10	8	123	-22%	123
	2016	17	13	19	15	15	16	9	14	9	12	6	12	157	▼	157
Other	2017	-	-	-	-	3	-	-	-	-	-	-	-	3	3	3
	2016	-	-	-	-	-	-	-	-	-	-	-	-	0	↔	0

Filings by Division & Case Category

			Jan	Feb	Mar	Apr	May	Jun	Jul	Aug	Sep	Oct	Nov	Dec	Thru Dec	% Change	Total
Civil	Administrative Law	2017	-	-	-	-	-	-	-	-	-	-	-	-	0	-100%	0
		2016	1	-	-	-	-	-	-	-	-	-	-	-	1	▼	1
	Contested Divorce	2017	-	-	2	-	2	2	-	-	-	1	-	-	7	-50%	7
		2016	1	1	1	2	-	1	3	-	-	1	1	3	14	▼	14
	Domestic and Family - Level 1	2017	-	2	-	-	-	2	2	4	1	4	-	-	15	114%	15
		2016	1	1	-	-	-	-	1	1	1	-	2	-	7	▲	7
	Domestic and Family - Level 2	2017	-	-	-	-	-	-	-	-	-	-	1	-	1	-86%	1
		2016	-	-	3	1	-	-	1	-	-	-	1	1	7	▼	7
	General Civil - Level 1	2017	-	-	-	-	-	-	-	-	1	-	-	-	1	1	1
		2016	-	-	-	-	-	-	-	-	-	-	-	-	0	↔	0
	General Civil - Level 2	2017	-	-	2	1	-	2	-	-	-	-	-	-	5	0%	5
		2016	-	-	1	2	1	1	-	-	-	-	-	-	5	↔	5
General Civil - Level 3	2017	-	1	-	-	1	-	-	1	1	-	-	-	4	0%	4	
	2016	-	-	-	-	-	1	-	-	-	1	2	-	4	↔	4	
Probates/Wills & Trusts - Level 2	2017	3	-	-	-	-	-	-	-	-	-	1	-	4	33%	4	
	2016	1	-	-	1	-	-	-	-	-	-	-	-	1	3	▲	3
Uncontested Divorce	2017	1	1	2	2	3	1	1	1	2	2	2	6	1	23	0%	23
	2016	2	2	3	4	1	1	-	1	-	-	3	4	2	23	↔	23
Criminal	Felonies and Related Matters	2017	30	16	30	11	5	6	22	55	8	4	6	7	200	10%	200
		2016	40	18	10	25	7	8	38	9	9	8	5	5	182	▲	182
	Misdemeanor	2017	8	4	6	5	5	2	4	22	9	6	3	1	75	15%	75
		2016	3	5	2	8	3	4	11	6	8	4	7	4	65	▲	65
	Other Criminally Related Matters	2017	-	4	1	2	2	2	4	-	2	2	1	-	20	122%	20
		2016	-	2	-	1	-	1	1	2	-	-	2	-	9	▲	9
	Miscellaneous	2017	7	7	16	12	8	12	10	16	9	8	10	8	123	-22%	123
		2016	17	13	19	15	15	16	9	14	9	12	6	12	157	▼	157
	Other	2017	-	-	-	-	3	-	-	-	-	-	-	-	3	3	3
		2016	-	-	-	-	-	-	-	-	-	-	-	-	0	↔	0


January 2016 -- December 2017 Filings

Dashboard

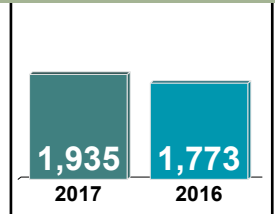
Court: Staunton Circuit
Start/End Date: Jan-16 / Dec-17
2016 Average Month: 148
Jan-Dec 2016: 1,773
Filings Trending: ▲

Circuit/Court ID: 25
225790
Type of Case: Filings
2017 Average Month: 161
Jan-Dec 2017 : 1,935
Overall AVG. Month: 155

Monthly Filings Summary



Jan --- Dec Filings



Filings by Division

		Jan	Feb	Mar	Apr	May	Jun	Jul	Aug	Sep	Oct	Nov	Dec	Thru Dec	% Change	Total
Total	2017	167	159	174	135	130	132	151	135	153	232	145	222	1,935	9%	1,935
	2016	175	168	136	147	141	142	148	163	142	133	110	168	1,773	▲	1,773
Civil	2017	28	16	28	20	20	17	27	20	30	35	32	28	301	12%	301
	2016	8	28	18	31	26	25	25	27	20	11	16	33	268	▲	268
Criminal	2017	84	82	93	75	68	75	91	71	77	154	78	154	1,102	3%	1,102
	2016	112	106	75	84	91	68	90	101	85	75	75	106	1,068	▲	1,068
Miscellaneous	2017	36	40	36	24	33	27	21	30	35	30	27	31	370	-4%	370
	2016	43	34	41	25	23	43	26	32	33	42	16	26	384	▼	384
Other	2017	19	21	17	16	9	13	12	14	11	13	8	9	162	206%	162
	2016	12	-	2	7	1	6	7	3	4	5	3	3	53	▲	53

Filings by Division & Case Category

			Jan	Feb	Mar	Apr	May	Jun	Jul	Aug	Sep	Oct	Nov	Dec	Thru Dec	% Change	Total	
Civil	Administrative Law	2017	-	-	1	-	-	-	-	-	-	-	-	-	1	0%	1	
		2016	-	-	-	-	-	-	-	-	-	1	-	-	1	↔	1	
	Contested Divorce	2017	1	1	1	-	-	-	3	3	1	5	2	5	22	-27%	22	
		2016	-	3	4	6	5	2	1	3	-	2	2	2	30	▼	30	
	Domestic and Family - Level 1	2017	13	2	1	3	5	1	2	4	8	4	2	7	52	6%	52	
		2016	-	6	5	5	4	7	6	2	5	-	4	5	49	▲	49	
	Domestic and Family - Level 2	2017	5	3	13	7	6	8	16	6	11	15	14	10	114	52%	114	
		2016	3	11	3	9	5	5	10	3	4	5	3	14	75	▲	75	
	General Civil - Level 1	2017	-	-	-	-	-	-	-	1	-	-	-	-	1	2	-67%	2
		2016	2	-	1	1	-	-	-	-	-	2	-	-	-	6	▼	6
	General Civil - Level 2	2017	2	6	2	3	3	3	1	3	1	4	6	2	36	6%	36	
		2016	-	3	-	1	3	3	4	5	3	1	2	9	34	▲	34	
	General Civil - Level 3	2017	1	1	4	5	1	1	2	1	4	2	2	2	26	44%	26	
		2016	1	2	2	1	3	-	-	5	1	2	-	1	18	▲	18	
Probates/Wills & Trusts - Level 2	2017	2	3	-	-	1	1	1	1	-	2	-	1	12	33%	12		
	2016	1	-	1	-	1	2	-	1	2	1	-	-	9	▲	9		
Uncontested Divorce	2017	4	-	6	2	4	3	1	2	5	3	6	-	36	-22%	36		
	2016	1	3	2	8	5	6	4	8	2	-	5	2	46	▼	46		
Criminal	Felonies and Related Matters	2017	63	74	74	59	52	54	77	55	62	130	54	121	875	3%	875	
		2016	97	89	68	70	78	52	71	76	62	65	46	79	853	▲	853	
	Misdemeanor	2017	21	8	17	11	8	10	11	13	13	16	22	27	177	-8%	177	
		2016	15	15	7	13	10	16	19	19	18	10	23	27	192	▼	192	
	Other Criminally Related Matters	2017	-	-	2	5	8	11	3	3	2	8	2	6	50	117%	50	
		2016	-	2	-	1	3	-	-	6	5	-	6	-	23	▲	23	
Miscellaneous		2017	36	40	36	24	33	27	21	30	35	30	27	31	370	-4%	370	
		2016	43	34	41	25	23	43	26	32	33	42	16	26	384	▼	384	
Other		2017	19	21	17	16	9	13	12	14	11	13	8	9	162	206%	162	
		2016	12	-	2	7	1	6	7	3	4	5	3	3	53	▲	53	


January 2016 -- December 2017 Filings

Dashboard

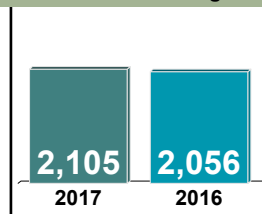
Court: Waynesboro Circuit
 Start/End Date: Jan-16 / Dec-17
 2016 Average Month: 171
 Jan-Dec 2016: 2,056
 Filings Trending: ↔

Circuit/Court ID: 25
 225820
 Type of Case: Filings
 2017 Average Month: 175
 Jan-Dec 2017 : 2,105
 Overall AVG. Month: 173

Monthly Filings Summary



Jan --- Dec Filings



Filings by Division

		Jan	Feb	Mar	Apr	May	Jun	Jul	Aug	Sep	Oct	Nov	Dec	Thru Dec	% Change	Total
Total	2017	170	221	218	149	164	162	128	226	151	160	159	197	2,105	2%	2,105
	2016	152	207	204	179	187	198	147	152	161	151	140	178	2,056	▲	2,056
Civil	2017	38	57	72	46	34	48	40	49	31	34	37	30	516	-8%	516
	2016	43	67	48	42	43	63	31	37	57	45	49	38	563	▼	563
Criminal	2017	73	50	72	40	79	50	37	95	51	71	65	90	773	8%	773
	2016	50	38	75	63	93	78	48	55	42	42	39	96	719	▲	719
Miscellaneous	2017	26	37	39	28	30	34	29	44	23	27	30	32	379	2%	379
	2016	36	34	42	33	27	31	30	28	24	35	31	21	372	▲	372
Other	2017	33	77	35	35	21	30	22	38	46	28	27	45	437	9%	437
	2016	23	68	39	41	24	26	38	32	38	29	21	23	402	▲	402

Filings by Division & Case Category

			Jan	Feb	Mar	Apr	May	Jun	Jul	Aug	Sep	Oct	Nov	Dec	Thru Dec	% Change	Total
Civil	Administrative Law	2017	-	-	-	-	1	-	-	-	-	-	-	-	1	-50%	1
		2016	1	-	-	-	-	-	-	-	-	-	-	-	1	2	▼
	Contested Divorce	2017	6	17	23	8	10	12	8	11	11	8	11	6	131	12%	131
		2016	9	17	14	8	16	10	6	5	10	8	11	3	117	▲	117
	Domestic and Family - Level 1	2017	-	4	-	1	3	9	13	4	-	-	-	3	37	-54%	37
		2016	4	8	3	11	2	11	4	4	14	10	-	9	80	▼	80
	Domestic and Family - Level 2	2017	5	-	6	3	-	1	2	-	-	2	1	2	22	-15%	22
		2016	2	2	1	3	2	4	1	-	2	2	3	4	26	▼	26
	General Civil - Level 1	2017	2	-	-	-	1	-	-	-	-	-	1	-	5	150%	5
		2016	1	-	-	-	-	-	-	-	-	-	-	1	2	▲	2
	General Civil - Level 2	2017	-	3	2	-	4	1	1	4	1	2	2	1	21	-5%	21
		2016	1	2	2	1	1	3	-	2	4	-	2	4	22	▼	22
	General Civil - Level 3	2017	2	-	-	1	-	9	1	1	-	1	-	-	15	-29%	15
		2016	-	3	2	3	4	3	2	-	1	1	2	-	21	▼	21
Probates/Wills & Trusts - Level 1	2017	-	-	-	-	-	-	-	-	-	-	-	-	0	-100%	0	
	2016	-	-	1	-	-	-	-	1	-	-	-	-	2	▼	2	
Probates/Wills & Trusts - Level 2	2017	-	-	-	1	-	-	2	-	1	-	1	1	6	-33%	6	
	2016	-	-	1	2	1	1	-	1	-	3	-	-	9	▼	9	
Uncontested Divorce	2017	23	33	41	32	15	16	13	29	18	20	22	16	278	-1%	278	
	2016	25	35	24	14	17	31	18	24	26	21	30	17	282	▼	282	
Criminal	Felonies and Related Matters	2017	59	38	47	28	67	35	25	77	37	53	52	70	588	7%	588
		2016	41	26	54	56	67	58	43	43	39	29	25	71	552	▲	552
	Misdemeanor	2017	11	9	25	12	12	14	12	16	14	18	13	17	173	25%	173
		2016	9	12	21	7	14	20	5	11	3	13	14	9	138	▲	138
	Other Criminally Related Matters	2017	3	3	-	-	-	1	-	2	-	-	-	3	12	-59%	12
		2016	-	-	-	-	12	-	-	1	-	-	-	16	29	▼	29
	Miscellaneous	2017	26	37	39	28	30	34	29	44	23	27	30	32	379	2%	379
		2016	36	34	42	33	27	31	30	28	24	35	31	21	372	▲	372
	Other	2017	33	77	35	35	21	30	22	38	46	28	27	45	437	9%	437
		2016	23	68	39	41	24	26	38	32	38	29	21	23	402	▲	402

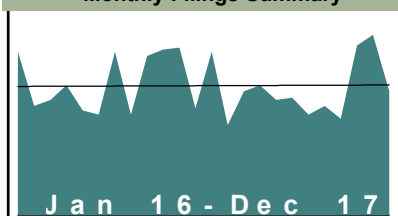
January 2016 -- December 2017 Filings

Dashboard

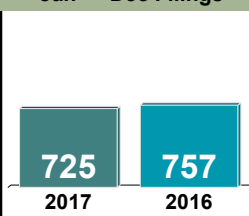
Court: Clarke Circuit
Start/End Date: Jan-16 / Dec-17
2016 Average Month: 63
Jan-Dec 2016: 757
Filings Trending: ▼

Circuit/Court ID: 26
226043
Type of Case: Filings
2017 Average Month: 60
Jan-Dec 2017 : 725
Overall AVG. Month: 62

Monthly Filings Summary



Jan --- Dec Filings



Filings by Division

		Jan	Feb	Mar	Apr	May	Jun	Jul	Aug	Sep	Oct	Nov	Dec	Thru Dec	% Change	Total
Total	2017	78	43	59	62	55	56	48	52	46	81	86	59	725	-4%	725
	2016	78	52	55	62	50	48	78	48	76	79	80	51	757	▼	757
Civil	2017	16	5	10	9	7	6	6	9	7	4	8	5	92	-25%	92
	2016	5	5	7	6	11	7	13	15	10	11	21	12	123	▼	123
Criminal	2017	30	7	16	25	27	15	6	9	15	36	24	15	225	-20%	225
	2016	45	16	23	29	18	12	35	11	21	34	18	20	282	▼	282
Miscellaneous	2017	32	31	33	27	21	35	36	34	24	40	54	39	406	16%	406
	2016	28	31	25	27	21	29	30	21	45	34	41	19	351	▲	351
Other	2017	-	-	-	1	-	-	-	-	-	1	-	-	2	100%	2
	2016	-	-	-	-	-	-	-	1	-	-	-	-	1	▲	1

Filings by Division & Case Category

			Jan	Feb	Mar	Apr	May	Jun	Jul	Aug	Sep	Oct	Nov	Dec	Thru Dec	% Change	Total	
Civil	Administrative Law	2017	-	-	-	-	-	-	-	-	-	-	-	-	-	0	-100%	0
		2016	-	-	-	-	-	-	-	1	-	-	-	-	-	1	▼	1
	Contested Divorce	2017	-	-	1	1	3	2	2	1	-	-	2	2	14	-18%	14	
		2016	1	1	2	-	-	1	2	3	1	3	1	2	17	▼	17	
	Domestic and Family - Level 1	2017	-	1	2	1	-	1	2	-	-	-	1	-	8	0%	8	
		2016	1	-	-	1	-	1	-	1	1	1	2	-	8	↔	8	
	Domestic and Family - Level 2	2017	-	-	1	-	2	-	-	-	-	-	-	1	4	-33%	4	
		2016	-	-	1	1	-	-	-	-	3	-	1	-	6	▼	6	
	General Civil - Level 1	2017	-	-	-	-	-	-	-	-	-	1	-	-	1	0%	1	
		2016	-	-	-	-	-	-	-	-	-	-	1	-	1	↔	1	
	General Civil - Level 2	2017	2	1	2	3	-	1	1	4	1	1	3	-	19	19%	19	
		2016	1	-	1	1	1	-	2	1	2	2	3	2	16	▲	16	
	General Civil - Level 3	2017	9	3	1	2	-	-	-	-	2	1	-	1	19	-53%	19	
		2016	1	-	1	2	6	4	6	1	2	1	10	6	40	▼	40	
Probates/Wills & Trusts - Level 1	2017	-	-	-	-	-	-	-	-	1	-	-	-	1	1	1		
	2016	-	-	-	-	-	-	-	-	-	-	-	-	0	↔	0		
Probates/Wills & Trusts - Level 2	2017	1	-	-	1	1	1	-	1	-	-	-	-	5	25%	5		
	2016	-	-	-	-	-	-	-	3	1	-	-	-	4	▲	4		
Protective Orders	2017	-	-	-	-	-	-	-	-	-	-	-	-	0	-100%	0		
	2016	-	-	-	-	-	-	-	1	-	-	-	-	1	▼	1		
Uncontested Divorce	2017	4	-	3	1	1	1	1	2	3	1	3	1	21	-28%	21		
	2016	1	4	2	1	4	1	1	6	-	3	4	2	29	▼	29		
Criminal	Felonies and Related Matters	2017	18	2	7	18	21	10	2	6	8	15	20	8	135	-37%	135	
		2016	33	12	18	26	13	11	29	6	11	31	10	15	215	▼	215	
	Misdemeanor	2017	8	4	9	6	5	5	4	2	6	21	2	7	79	39%	79	
		2016	10	4	3	3	5	1	5	5	9	1	6	5	57	▲	57	
	Other Criminally Related Matters	2017	4	1	-	1	1	-	-	1	1	-	2	-	11	10%	11	
		2016	2	-	2	-	-	-	1	-	1	2	2	-	10	▲	10	
Miscellaneous	2017	32	31	33	27	21	35	36	34	24	40	54	39	406	16%	406		
	2016	28	31	25	27	21	29	30	21	45	34	41	19	351	▲	351		
Other	2017	-	-	-	1	-	-	-	-	-	-	1	-	-	2	100%	2	
	2016	-	-	-	-	-	-	-	1	-	-	-	-	1	▲	1		


January 2016 -- December 2017 Filings

Dashboard

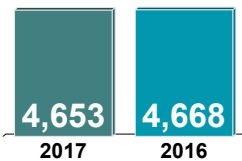
Court: Frederick Circuit
Start/End Date: Jan-16 / Dec-17
2016 Average Month: 389
Jan-Dec 2016: 4,668
Filings Trending: ↔

Circuit/Court ID: 26
226069
Type of Case: Filings
2017 Average Month: 388
Jan-Dec 2017 : 4,653
Overall AVG. Month: 388

Monthly Filings Summary



Jan --- Dec Filings



Filings by Division

		Jan	Feb	Mar	Apr	May	Jun	Jul	Aug	Sep	Oct	Nov	Dec	Thru Dec	% Change	Total
Total	2017	339	438	455	358	417	395	365	384	325	420	438	319	4,653	0%	4,653
	2016	373	438	467	352	419	393	403	349	308	462	413	291	4,668	▼	4,668
Civil	2017	48	48	53	44	55	58	54	37	56	43	41	43	580	2%	580
	2016	33	56	59	50	67	42	46	45	38	43	43	44	566	▲	566
Criminal	2017	115	184	230	126	218	190	156	157	115	196	186	107	1,980	-6%	1,980
	2016	168	162	185	170	226	197	171	161	112	239	212	109	2,112	▼	2,112
Miscellaneous	2017	176	206	170	188	144	147	155	190	154	181	207	167	2,085	5%	2,085
	2016	172	220	223	132	126	154	186	143	158	180	158	136	1,988	▲	1,988
Other	2017	-	-	2	-	-	-	-	-	-	-	4	2	8	300%	8
	2016	-	-	-	-	-	-	-	-	-	-	-	2	2	▲	2

Filings by Division & Case Category

			Jan	Feb	Mar	Apr	May	Jun	Jul	Aug	Sep	Oct	Nov	Dec	Thru Dec	% Change	Total
Civil	Administrative Law	2017	-	-	-	-	-	1	-	-	-	-	-	-	1	-83%	1
		2016	-	-	-	-	-	1	1	-	2	2	-	-	6	▼	6
	Contested Divorce	2017	10	13	6	3	9	13	7	6	10	6	6	7	96	2%	96
		2016	7	7	8	13	12	7	9	8	5	7	5	6	94	▲	94
	Domestic and Family - Level 1	2017	4	5	6	6	5	5	3	2	4	6	4	6	56	0%	56
		2016	-	5	3	4	6	7	8	6	6	4	3	4	56	↔	56
	Domestic and Family - Level 2	2017	2	2	4	2	3	2	5	4	7	1	3	1	36	33%	36
		2016	2	-	4	4	3	2	3	-	-	3	5	1	27	▲	27
	General Civil - Level 1	2017	-	-	-	-	-	-	-	-	1	-	-	-	1	-83%	1
		2016	-	1	1	-	2	-	-	-	1	-	-	1	6	▼	6
	General Civil - Level 2	2017	13	3	12	9	10	13	9	3	12	4	7	11	106	28%	106
		2016	4	11	11	4	7	5	3	5	9	7	6	11	83	▲	83
	General Civil - Level 3	2017	-	1	3	3	1	3	5	3	3	2	8	5	37	-5%	37
		2016	1	10	1	1	6	3	4	2	4	2	2	3	39	▼	39
Probates/Wills & Trusts - Level 1	2017	1	1	-	-	-	-	-	-	-	-	-	-	2	2	2	
	2016	-	-	-	-	-	-	-	-	-	-	-	-	0	↔	0	
Probates/Wills & Trusts - Level 2	2017	2	3	2	4	3	1	4	3	1	9	3	-	35	46%	35	
	2016	2	1	2	2	4	1	1	2	1	1	3	4	24	▲	24	
Uncontested Divorce	2017	16	20	20	17	24	20	21	16	18	15	10	13	210	-9%	210	
	2016	17	21	29	22	27	16	17	22	10	17	19	14	231	▼	231	
Criminal	Capital Murder	2017	-	1	-	-	-	-	-	-	-	-	-	-	1	-75%	1
		2016	-	-	4	-	-	-	-	-	-	-	-	-	4	▼	4
	Felonies and Related Matters	2017	96	153	194	98	159	160	125	104	80	159	141	80	1,549	-8%	1,549
		2016	136	132	139	130	188	161	143	143	88	194	153	80	1,687	▼	1,687
	Misdemeanor	2017	17	28	32	18	54	25	27	42	30	35	41	22	371	2%	371
		2016	28	27	32	34	36	33	28	15	20	36	47	27	363	▲	363
	Other Criminally Related Matters	2017	2	2	4	10	5	5	4	11	5	2	4	5	59	2%	59
		2016	4	3	10	6	2	3	-	3	4	9	12	2	58	▲	58
	Miscellaneous	2017	176	206	170	188	144	147	155	190	154	181	207	167	2,085	5%	2,085
		2016	172	220	223	132	126	154	186	143	158	180	158	136	1,988	▲	1,988
	Other	2017	-	-	2	-	-	-	-	-	-	-	4	2	8	300%	8
		2016	-	-	-	-	-	-	-	-	-	-	-	2	2	▲	2

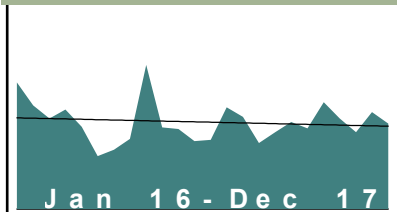
January 2016 -- December 2017 Filings

Dashboard

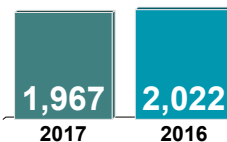
Court: Page Circuit
 Start/End Date: Jan-16 / Dec-17
 2016 Average Month: 169
 Jan-Dec 2016: 2,022
 Filings Trending: ▼

Circuit/Court ID: 26
 226139
 Type of Case: Filings
 2017 Average Month: 164
 Jan-Dec 2017 : 1,967
 Overall AVG. Month: 166

Monthly Filings Summary



Jan --- Dec Filings



Filings by Division

		Jan	Feb	Mar	Apr	May	Jun	Jul	Aug	Sep	Oct	Nov	Dec	Thru Dec	% Change	Total
Total	2017	132	194	176	126	147	166	154	204	173	147	185	163	1,967	-3%	1,967
	2016	242	198	173	190	157	101	113	134	275	156	153	130	2,022	▼	2,022
Civil	2017	13	17	25	13	15	19	13	14	14	20	18	7	188	5%	188
	2016	10	19	18	4	24	17	20	15	14	14	12	12	179	▲	179
Criminal	2017	76	121	87	84	93	96	101	129	114	83	117	100	1,201	-2%	1,201
	2016	161	106	94	147	97	48	51	78	212	83	80	69	1,226	▼	1,226
Miscellaneous	2017	40	51	63	29	39	51	38	61	43	44	49	56	564	-6%	564
	2016	71	71	57	34	35	36	41	40	49	56	60	49	599	▼	599
Other	2017	3	5	1	-	-	-	2	-	2	-	1	-	14	-22%	14
	2016	-	2	4	5	1	-	1	1	-	3	1	-	18	▼	18

Filings by Division & Case Category

			Jan	Feb	Mar	Apr	May	Jun	Jul	Aug	Sep	Oct	Nov	Dec	Thru Dec	% Change	Total
Civil	Administrative Law	2017	-	-	-	-	-	-	-	-	-	-	1	-	1	1	1
		2016	-	-	-	-	-	-	-	-	-	-	-	-	0	↔	0
	Contested Divorce	2017	1	3	4	2	1	3	2	2	1	1	2	3	25	-19%	25
		2016	-	5	5	2	3	2	5	4	2	1	-	2	31	▼	31
	Domestic and Family - Level 1	2017	-	-	-	-	2	1	-	3	2	1	-	-	9	-10%	9
		2016	3	-	-	-	1	3	1	-	-	-	1	1	10	▼	10
	Domestic and Family - Level 2	2017	1	1	1	1	1	1	2	1	-	3	1	1	14	27%	14
		2016	-	-	-	-	-	1	4	-	2	1	2	1	11	▲	11
	General Civil - Level 1	2017	-	-	-	-	-	1	-	-	-	-	-	-	1	1	1
		2016	-	-	-	-	-	-	-	-	-	-	-	-	0	↔	0
	General Civil - Level 2	2017	2	1	4	4	2	3	1	2	5	3	5	2	34	21%	34
		2016	1	3	4	-	5	3	3	2	4	-	1	2	28	▲	28
	General Civil - Level 3	2017	1	-	5	-	1	4	2	1	3	3	5	-	25	0%	25
		2016	1	-	5	-	3	1	2	1	1	4	3	4	25	↔	25
Probates/Wills & Trusts - Level 1	2017	-	1	1	-	-	-	-	-	-	-	-	-	2	-33%	2	
	2016	-	-	-	-	1	-	-	-	-	1	-	-	3	▼	3	
Probates/Wills & Trusts - Level 2	2017	1	1	1	-	1	-	-	-	-	-	3	2	-	9	50%	9
	2016	1	-	-	1	1	-	-	1	-	-	1	-	6	▲	6	
Protective Orders	2017	-	-	1	-	-	-	-	-	-	-	1	-	-	2	2	2
	2016	-	-	-	-	-	-	-	-	-	-	-	-	0	↔	0	
Uncontested Divorce	2017	7	10	8	6	7	6	6	5	3	5	2	1	66	2%	66	
	2016	4	11	4	1	10	7	5	7	4	6	4	2	65	▲	65	
Criminal	Capital Murder	2017	-	-	-	-	-	-	-	-	-	-	-	-	0	-100%	0
		2016	-	-	-	-	-	-	-	4	-	-	-	-	4	▼	4
	Felonies and Related Matters	2017	55	75	55	46	69	83	73	94	91	55	92	72	860	-3%	860
		2016	76	97	79	118	68	33	38	56	165	59	51	51	891	▼	891
	Misdemeanor	2017	21	42	29	38	22	11	25	33	23	20	25	24	313	32%	313
		2016	29	8	15	26	27	5	13	18	40	20	29	7	237	▲	237
	Other Criminally Related Matters	2017	-	4	3	-	2	2	3	2	-	8	-	4	28	-70%	28
		2016	56	1	-	3	2	10	-	-	7	4	-	11	94	▼	94
	Miscellaneous	2017	40	51	63	29	39	51	38	61	43	44	49	56	564	-6%	564
		2016	71	71	57	34	35	36	41	40	49	56	60	49	599	▼	599
Other	2017	3	5	1	-	-	-	2	-	2	-	1	-	14	-22%	14	
	2016	-	2	4	5	1	-	1	1	-	3	1	-	18	▼	18	

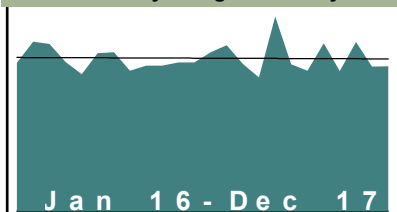
January 2016 -- December 2017 Filings

Dashboard

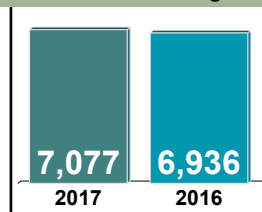
Court: Rockingham Circuit
 Start/End Date: Jan-16 / Dec-17
 2016 Average Month: 578
 Jan-Dec 2016: 6,936
 Filings Trending: ↔

Circuit/Court ID: 26
 226165
 Type of Case: Filings
 2017 Average Month: 590
 Jan-Dec 2017 : 7,077
 Overall AVG. Month: 584

Monthly Filings Summary



Jan --- Dec Filings



Filings by Division

		Jan	Feb	Mar	Apr	May	Jun	Jul	Aug	Sep	Oct	Nov	Dec	Thru Dec	% Change	Total
Total	2017	606	633	562	510	743	560	536	641	535	646	552	553	7,077	2%	7,077
	2016	566	647	638	570	523	603	606	536	556	555	568	568	6,936	▲	6,936
Civil	2017	100	108	89	73	126	86	70	86	99	106	56	51	1,050	-8%	1,050
	2016	73	74	89	90	83	128	79	109	118	90	88	126	1,147	▼	1,147
Criminal	2017	237	217	203	205	346	229	258	302	207	266	213	211	2,894	3%	2,894
	2016	186	247	271	256	250	235	295	186	210	212	248	217	2,813	▲	2,813
Miscellaneous	2017	182	239	217	180	173	159	134	174	169	201	222	222	2,272	3%	2,272
	2016	239	256	219	158	125	175	156	177	167	198	166	165	2,201	▲	2,201
Other	2017	87	69	53	52	98	86	74	79	60	73	61	69	861	11%	861
	2016	68	70	59	66	65	65	76	64	61	55	66	60	775	▲	775

Filings by Division & Case Category

		Jan	Feb	Mar	Apr	May	Jun	Jul	Aug	Sep	Oct	Nov	Dec	Thru Dec	% Change	Total
Civil	Administrative Law	2017	-	1	-	1	1	-	-	1	-	-	2	7	17%	7
		2016	-	1	1	1	-	-	1	2	-	-	-	6	▲	6
	Contested Divorce	2017	18	20	14	7	12	8	7	21	17	8	10	150	-20%	150
		2016	9	11	15	14	14	17	17	32	13	16	17	188	▼	188
	Domestic and Family - Level 1	2017	11	5	7	6	50	18	14	12	27	8	3	172	40%	172
		2016	8	7	5	3	9	45	9	2	10	9	7	123	▲	123
	Domestic and Family - Level 2	2017	3	10	9	5	5	8	3	7	5	7	5	68	-17%	68
		2016	9	4	3	20	4	7	4	6	12	3	4	82	▼	82
	General Civil - Level 1	2017	3	3	4	-	-	-	-	2	-	-	1	13	63%	13
		2016	1	-	-	-	1	1	2	1	1	1	-	8	▲	8
	General Civil - Level 2	2017	10	23	22	17	14	16	9	17	7	10	11	168	-16%	168
		2016	10	12	17	19	16	13	14	27	24	15	22	199	▼	199
	General Civil - Level 3	2017	7	6	4	5	6	6	12	6	6	4	9	72	-14%	72
		2016	7	6	7	1	6	5	3	11	4	7	6	84	▼	84
	Probates/Wills & Trusts - Level 1	2017	-	2	-	-	-	1	-	-	-	-	1	4	-20%	4
		2016	-	-	-	1	-	2	-	1	-	1	-	5	▼	5
	Probates/Wills & Trusts - Level 2	2017	-	1	3	2	1	4	-	1	1	5	2	21	5%	21
		2016	1	2	5	2	2	1	-	3	1	2	1	20	▲	20
	Protective Orders	2017	2	2	1	2	1	1	4	1	1	4	3	23	35%	23
		2016	-	-	-	2	1	4	3	1	-	2	4	17	▲	17
	Uncontested Divorce	2017	46	35	25	28	36	24	24	37	41	34	8	352	-15%	352
		2016	28	31	36	27	31	33	32	38	32	38	36	415	▼	415
Criminal	Capital Murder	2017	-	-	-	-	-	-	4	-	2	-	1	7	600%	7
		2016	-	-	-	1	-	-	-	-	-	-	-	1	▲	1
	Felonies and Related Matters	2017	188	165	150	170	277	192	251	177	199	156	179	2,319	6%	2,319
		2016	150	175	202	204	203	179	232	161	171	195	172	2,186	▲	2,186
	Misdemeanor	2017	45	49	41	31	58	34	41	29	54	48	26	491	-9%	491
		2016	27	62	65	45	45	49	55	28	44	44	42	538	▼	538
	Other Criminally Related Matters	2017	4	3	12	4	11	3	8	6	1	11	9	77	-13%	77
		2016	9	10	4	6	2	7	8	16	5	9	3	88	▼	88
	Miscellaneous	2017	182	239	217	180	173	159	134	174	169	201	222	2,272	3%	2,272
		2016	239	256	219	158	125	175	156	177	167	198	166	2,201	▲	2,201
	Other	2017	87	69	53	52	98	86	74	79	60	73	61	861	11%	861
		2016	68	70	59	66	65	65	76	64	61	55	66	775	▲	775

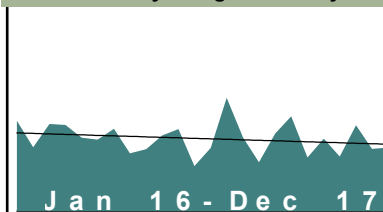
January 2016 -- December 2017 Filings

Dashboard

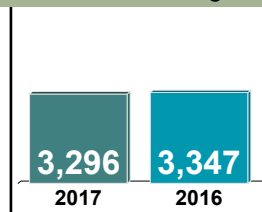
Court: Shenandoah Circuit
 Start/End Date: Jan-16 / Dec-17
 2016 Average Month: 279
 Jan-Dec 2016: 3,347
 Filings Trending: ↔

Circuit/Court ID: 26
 226171
 Type of Case: Filings
 2017 Average Month: 275
 Jan-Dec 2017 : 3,296
 Overall AVG. Month: 277

Monthly Filings Summary



Jan --- Dec Filings



Filings by Division

		Jan	Feb	Mar	Apr	May	Jun	Jul	Aug	Sep	Oct	Nov	Dec	Thru Dec	% Change	Total
Total	2017	241	433	281	186	296	362	205	276	208	328	238	242	3,296	-2%	3,296
	2016	345	244	332	329	280	273	314	220	236	289	313	172	3,347	▼	3,347
Civil	2017	26	28	20	22	38	35	23	21	16	27	27	16	299	-3%	299
	2016	22	17	30	33	18	21	32	33	24	30	21	26	307	▼	307
Criminal	2017	83	259	133	49	124	140	89	125	80	171	77	107	1,437	6%	1,437
	2016	126	95	98	177	129	109	129	87	70	118	168	51	1,357	▲	1,357
Miscellaneous	2017	107	107	104	83	81	103	66	101	91	84	100	97	1,124	-1%	1,124
	2016	117	104	118	82	76	77	96	84	106	123	84	74	1,141	▼	1,141
Other	2017	25	39	24	32	53	84	27	29	21	46	34	22	436	-20%	436
	2016	80	28	86	37	57	66	57	16	36	18	40	21	542	▼	542

Filings by Division & Case Category

			Jan	Feb	Mar	Apr	May	Jun	Jul	Aug	Sep	Oct	Nov	Dec	Thru Dec	% Change	Total
Civil	Administrative Law	2017	-	-	-	-	-	1	-	1	-	1	2	-	5	5	5
		2016	-	-	-	-	-	-	-	-	-	-	-	-	0	↔	0
	Contested Divorce	2017	4	4	3	4	5	5	3	2	1	5	5	2	43	-17%	43
		2016	7	5	-	8	6	2	7	3	5	3	3	3	52	▼	52
	Domestic and Family - Level 1	2017	3	6	1	2	10	5	1	3	2	6	4	1	44	16%	44
		2016	6	-	6	6	1	-	-	6	1	8	3	1	38	▲	38
	Domestic and Family - Level 2	2017	-	-	1	1	3	1	-	-	-	1	-	-	7	-61%	7
		2016	-	3	2	4	-	3	-	-	2	-	2	2	18	▼	18
	General Civil - Level 1	2017	-	-	-	-	-	-	-	-	1	-	-	-	1	-86%	1
		2016	-	-	1	-	1	-	-	-	2	1	1	1	7	▼	7
	General Civil - Level 2	2017	5	4	1	3	6	6	6	1	3	2	4	2	43	-27%	43
		2016	2	1	9	2	1	6	11	4	7	4	8	4	59	▼	59
	General Civil - Level 3	2017	4	2	1	2	1	6	2	4	2	1	3	2	30	50%	30
		2016	2	-	1	1	-	1	2	5	-	6	1	1	20	▲	20
Probates/Wills & Trusts - Level 1	2017	-	-	-	-	-	-	-	-	-	-	-	-	0	-100%	0	
	2016	1	1	1	-	-	-	-	-	-	-	-	-	3	▼	3	
Probates/Wills & Trusts - Level 2	2017	1	-	-	3	1	2	-	1	-	1	-	-	9	-40%	9	
	2016	1	1	1	3	1	-	-	2	1	1	-	4	15	▼	15	
Uncontested Divorce	2017	9	12	13	7	12	9	11	9	7	10	9	9	117	23%	117	
	2016	3	6	9	9	8	9	12	13	6	7	3	10	95	▲	95	
Criminal	Capital Murder	2017	-	-	-	-	-	-	-	-	-	-	-	-	0	-100%	0
		2016	-	-	-	-	-	-	-	-	-	-	1	-	1	▼	1
	Felonies and Related Matters	2017	52	227	74	23	76	79	59	86	45	97	56	75	949	-4%	949
		2016	99	71	74	156	87	67	108	49	44	78	130	28	991	▼	991
	Misdemeanor	2017	28	30	55	21	43	34	22	35	22	56	17	31	394	17%	394
		2016	27	23	18	17	42	41	18	37	22	34	34	23	336	▲	336
	Other Criminally Related Matters	2017	3	2	4	5	5	27	8	4	13	18	4	1	94	224%	94
		2016	-	1	6	4	-	1	3	1	4	6	3	-	29	▲	29
	Miscellaneous	2017	107	107	104	83	81	103	66	101	91	84	100	97	1,124	-1%	1,124
		2016	117	104	118	82	76	77	96	84	106	123	84	74	1,141	▼	1,141
	Other	2017	25	39	24	32	53	84	27	29	21	46	34	22	436	-20%	436
		2016	80	28	86	37	57	66	57	16	36	18	40	21	542	▼	542

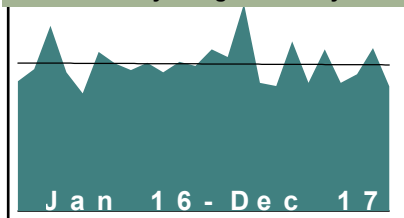
January 2016 -- December 2017 Filings

Dashboard

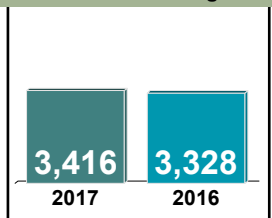
Court: Warren Circuit
Start/End Date: Jan-16 / Dec-17
2016 Average Month: 277
Jan-Dec 2016: 3,328
Filings Trending: ▲

Circuit/Court ID: 26
 226187
Type of Case: Filings
2017 Average Month: 285
Jan-Dec 2017 : 3,416
Overall AVG. Month: 281

Monthly Filings Summary



Jan --- Dec Filings



Filings by Division

		Jan	Feb	Mar	Apr	May	Jun	Jul	Aug	Sep	Oct	Nov	Dec	Thru Dec	% Change	Total
Total	2017	309	294	396	245	239	324	245	309	245	261	311	238	3,416	3%	3,416
	2016	248	271	354	265	225	304	282	269	283	265	285	277	3,328	▲	3,328
Civil	2017	42	49	65	44	31	58	47	47	52	36	35	30	536	-7%	536
	2016	27	76	39	48	40	65	42	47	56	46	52	41	579	▼	579
Criminal	2017	123	61	157	77	58	67	71	119	67	73	128	89	1,090	-6%	1,090
	2016	60	48	160	77	94	109	130	113	108	63	101	101	1,164	▼	1,164
Miscellaneous	2017	92	107	107	68	94	91	87	94	85	99	97	102	1,123	-2%	1,123
	2016	110	107	118	86	66	93	84	76	87	116	101	101	1,145	▼	1,145
Other	2017	52	77	67	56	56	108	40	49	41	53	51	17	667	52%	667
	2016	51	40	37	54	25	37	26	33	32	40	31	34	440	▲	440

Filings by Division & Case Category

			Jan	Feb	Mar	Apr	May	Jun	Jul	Aug	Sep	Oct	Nov	Dec	Thru Dec	% Change	Total	
Civil	Administrative Law	2017	-	-	-	-	-	1	-	-	-	-	-	-	1	-50%	1	
		2016	-	-	-	-	-	-	-	-	1	-	-	1	-	2	▼	2
	Contested Divorce	2017	8	11	13	3	6	7	7	13	13	6	3	6	96	-23%	96	
		2016	9	13	8	10	8	12	9	10	11	15	11	9	125	▼	125	
	Domestic and Family - Level 1	2017	3	13	10	6	-	-	7	4	6	4	5	4	62	-15%	62	
		2016	-	21	2	3	1	6	7	2	6	3	17	5	73	▼	73	
	Domestic and Family - Level 2	2017	1	3	2	1	2	6	3	1	1	-	1	3	24	71%	24	
		2016	-	1	-	-	5	-	1	3	2	1	-	1	14	▲	14	
	General Civil - Level 1	2017	-	-	1	-	-	1	-	-	1	-	-	-	3	0%	3	
		2016	-	1	-	-	-	-	-	-	1	1	-	-	3	↔	3	
	General Civil - Level 2	2017	5	3	7	6	3	7	9	3	6	5	3	2	59	-25%	59	
		2016	2	15	5	8	7	12	4	3	7	5	7	4	79	▼	79	
	General Civil - Level 3	2017	2	3	5	3	4	2	4	5	7	3	-	2	40	54%	40	
		2016	2	6	2	2	2	5	1	4	-	-	1	1	26	▲	26	
	Probates/Wills & Trusts - Level 1	2017	-	-	1	-	-	-	-	-	-	-	-	-	1	1	1	1
2016		-	-	-	-	-	-	-	-	-	-	-	-	0	↔	0	0	
Probates/Wills & Trusts - Level 2	2017	2	-	2	1	-	1	3	-	-	-	1	-	10	25%	10	10	
	2016	-	-	-	1	1	1	-	1	1	1	1	1	8	▲	8	8	
Protective Orders	2017	-	-	-	-	-	-	-	-	-	-	1	-	1	-86%	1	1	
	2016	-	1	2	-	1	1	-	1	1	-	-	-	7	▼	7	7	
Uncontested Divorce	2017	21	16	24	24	16	33	14	21	18	16	23	13	239	-1%	239	239	
	2016	14	18	20	24	15	28	20	21	27	21	14	20	242	▼	242	242	
Criminal	Felonies and Related Matters	2017	100	50	129	58	46	47	59	75	50	47	83	68	812	-6%	812	812
		2016	42	37	120	57	75	78	97	74	74	46	88	79	867	▼	867	867
	Misdemeanor	2017	22	8	26	17	7	10	10	36	15	20	42	13	226	0%	226	226
		2016	16	8	34	18	13	22	21	24	26	15	13	16	226	↔	226	226
	Other Criminally Related Matters	2017	1	3	2	2	5	10	2	8	2	6	3	8	52	-27%	52	52
		2016	2	3	6	2	6	9	12	15	8	2	-	6	71	▼	71	71
	Miscellaneous	2017	92	107	107	68	94	91	87	94	85	99	97	102	1,123	-2%	1,123	1,123
		2016	110	107	118	86	66	93	84	76	87	116	101	101	1,145	▼	1,145	1,145
	Other	2017	52	77	67	56	56	108	40	49	41	53	51	17	667	52%	667	667
		2016	51	40	37	54	25	37	26	33	32	40	31	34	440	▲	440	440

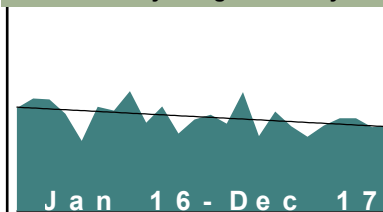
January 2016 -- December 2017 Filings

Dashboard

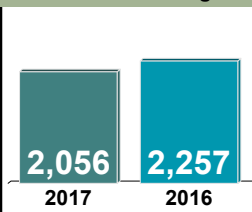
Court: Winchester Circuit
Start/End Date: Jan-16 / Dec-17
2016 Average Month: 188
Jan-Dec 2016: 2,257
Filings Trending: ▼

Circuit/Court ID: 26
226840
Type of Case: Filings
2017 Average Month: 171
Jan-Dec 2017 : 2,056
Overall AVG. Month: 180

Monthly Filings Summary



Jan --- Dec Filings



Filings by Division

		Jan	Feb	Mar	Apr	May	Jun	Jul	Aug	Sep	Oct	Nov	Dec	Thru Dec	% Change	Total
Total	2017	184	167	227	143	190	162	142	163	177	177	160	164	2,056	-9%	2,056
	2016	197	215	213	186	134	199	192	229	169	200	148	175	2,257	▼	2,257
Civil	2017	34	27	33	15	23	25	17	22	20	35	17	23	291	-1%	291
	2016	11	22	33	22	19	33	28	28	27	31	22	19	295	▼	295
Criminal	2017	105	101	150	94	124	95	82	106	122	93	102	100	1,274	-17%	1,274
	2016	144	158	149	136	91	132	128	164	101	123	92	120	1,538	▼	1,538
Miscellaneous	2017	42	36	42	32	42	41	41	35	33	49	39	38	470	15%	470
	2016	40	35	29	28	24	34	35	36	39	44	33	32	409	▲	409
Other	2017	3	3	2	2	1	1	2	-	2	-	2	3	21	40%	21
	2016	2	-	2	-	-	-	1	1	2	2	1	4	15	▲	15

Filings by Division & Case Category

		Jan	Feb	Mar	Apr	May	Jun	Jul	Aug	Sep	Oct	Nov	Dec	Thru Dec	% Change	Total
Civil	Administrative Law	2017	1	-	-	-	-	-	2	-	-	-	-	3	-57%	3
		2016	1	-	2	-	-	1	-	1	2	-	-	7	▼	7
	Contested Divorce	2017	2	1	2	3	4	1	2	4	3	3	3	30	7%	30
		2016	3	3	4	-	4	3	-	3	-	2	4	28	▲	28
	Domestic and Family - Level 1	2017	7	8	10	3	2	6	4	2	4	3	4	58	-9%	58
		2016	1	1	11	8	4	8	13	3	6	3	5	64	▼	64
	Domestic and Family - Level 2	2017	3	-	-	-	3	1	-	1	2	3	-	14	-36%	14
		2016	-	-	5	3	-	3	-	4	2	1	2	22	▼	22
	General Civil - Level 1	2017	2	1	-	1	1	2	1	1	2	2	-	14	40%	14
		2016	-	1	-	-	-	1	2	-	2	3	-	10	▲	10
	General Civil - Level 2	2017	7	2	9	5	5	4	2	3	6	8	5	61	0%	61
		2016	3	4	4	4	8	7	4	6	4	7	3	61	↔	61
Criminal	General Civil - Level 3	2017	1	4	1	-	1	1	-	2	5	-	1	16	-16%	16
		2016	1	3	2	-	1	1	1	-	1	5	2	19	▼	19
	Probates/Wills & Trusts - Level 1	2017	-	-	-	1	-	-	-	-	-	-	-	1	1	1
		2016	-	-	-	-	-	-	-	-	-	-	-	0	↔	0
	Probates/Wills & Trusts - Level 2	2017	-	3	-	-	1	2	2	-	1	-	1	10	25%	10
		2016	-	2	1	1	-	1	1	-	2	-	-	8	▲	8
	Uncontested Divorce	2017	11	8	11	2	6	8	5	9	2	10	4	84	11%	84
		2016	2	8	4	6	2	10	6	11	11	6	6	76	▲	76
	Felonies and Related Matters	2017	77	69	116	63	95	75	67	86	89	75	70	954	-20%	954
		2016	102	130	109	114	79	102	86	137	79	99	76	1,194	▼	1,194
	Misdemeanor	2017	26	30	31	30	27	17	15	19	28	18	29	297	-6%	297
		2016	41	25	38	21	10	28	41	22	18	22	16	317	▼	317
Miscellaneous	Other Criminally Related Matters	2017	2	2	3	1	2	3	-	1	5	-	3	23	-15%	23
		2016	1	3	2	1	2	2	1	5	4	2	-	27	▼	27
Other		2017	42	36	42	32	42	41	35	33	49	39	38	470	15%	470
		2016	40	35	29	28	24	34	35	36	39	33	32	409	▲	409
Other		2017	3	3	2	2	1	1	2	-	2	-	2	21	40%	21
		2016	2	-	2	-	-	-	1	1	2	2	1	15	▲	15


January 2016 -- December 2017 Filings

Dashboard

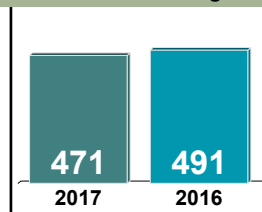
Court: Bland Circuit
 Start/End Date: Jan-16 / Dec-17
 2016 Average Month: 41
 Jan-Dec 2016: 491
 Filings Trending: ▼

Circuit/Court ID: 27
 227021
 Type of Case: Filings
 2017 Average Month: 39
 Jan-Dec 2017 : 471
 Overall AVG. Month: 40

Monthly Filings Summary



Jan --- Dec Filings



Filings by Division

		Jan	Feb	Mar	Apr	May	Jun	Jul	Aug	Sep	Oct	Nov	Dec	Thru Dec	% Change	Total
Total	2017	26	38	51	32	50	40	25	39	38	40	43	49	471	-4%	471
	2016	58	63	51	32	46	44	33	31	29	34	31	39	491	▼	491
Civil	2017	5	5	9	5	7	6	2	3	4	13	5	4	68	13%	68
	2016	4	8	5	2	5	7	8	3	3	6	2	7	60	▲	60
Criminal	2017	7	7	19	8	17	5	2	15	11	10	5	14	120	-19%	120
	2016	10	15	13	4	31	18	8	11	8	1	13	16	148	▼	148
Miscellaneous	2017	13	26	21	19	26	29	21	21	23	17	33	31	280	1%	280
	2016	44	39	33	26	10	17	17	17	18	26	16	15	278	▲	278
Other	2017	1	-	2	-	-	-	-	-	-	-	-	-	3	-40%	3
	2016	-	1	-	-	-	2	-	-	-	1	-	1	5	▼	5

Filings by Division & Case Category

		Jan	Feb	Mar	Apr	May	Jun	Jul	Aug	Sep	Oct	Nov	Dec	Thru Dec	% Change	Total
Civil	Administrative Law	2017	1	-	-	-	-	-	-	-	-	-	-	1	0%	1
		2016	-	1	-	-	-	-	-	-	-	-	-	1	↔	1
	Contested Divorce	2017	1	-	1	-	4	1	1	1	1	-	1	12	-8%	12
		2016	1	4	2	-	-	1	-	1	2	1	1	13	▼	13
	Domestic and Family - Level 1	2017	-	-	2	-	1	-	-	-	8	1	-	12	200%	12
		2016	1	-	-	1	-	2	-	-	-	-	-	4	▲	4
	Domestic and Family - Level 2	2017	-	-	-	-	-	-	-	-	-	-	1	1	0%	1
		2016	-	-	-	-	-	-	-	-	1	-	-	1	↔	1
	General Civil - Level 1	2017	-	-	-	-	-	-	-	-	-	-	-	0	-100%	0
		2016	-	-	-	-	-	-	-	-	-	1	-	1	▼	1
	General Civil - Level 2	2017	1	1	4	2	1	3	2	1	-	2	1	19	58%	19
		2016	1	1	-	-	2	2	3	-	1	-	2	12	▲	12
Criminal	General Civil - Level 3	2017	-	-	-	1	-	-	-	-	1	2	-	4	0%	4
		2016	-	1	-	-	1	-	1	-	-	-	1	4	↔	4
	Probates/Wills & Trusts - Level 2	2017	-	-	1	-	-	-	-	-	-	-	-	1	1	1
		2016	-	-	-	-	-	-	-	-	-	-	-	0	↔	0
	Uncontested Divorce	2017	2	4	1	2	1	2	-	-	2	3	-	18	-25%	18
		2016	1	1	3	1	2	5	1	3	1	3	-	24	▼	24
	Felonies and Related Matters	2017	6	6	19	6	17	3	2	13	7	10	4	105	-19%	105
		2016	10	15	12	4	29	17	5	6	5	1	10	129	▼	129
	Misdemeanor	2017	1	-	-	1	-	2	-	2	1	-	1	9	-36%	9
		2016	-	-	1	-	2	1	3	2	1	-	3	14	▼	14
	Other Criminally Related Matters	2017	-	1	-	1	-	-	-	3	-	-	1	6	20%	6
		2016	-	-	-	-	-	-	3	2	-	-	-	5	▲	5
Miscellaneous		2017	13	26	21	19	26	29	21	21	23	17	33	280	1%	280
		2016	44	39	33	26	10	17	17	17	18	26	16	278	▲	278
Other		2017	1	-	2	-	-	-	-	-	-	-	-	3	-40%	3
		2016	-	1	-	-	-	2	-	-	-	1	-	5	▼	5


January 2016 -- December 2017 Filings

Dashboard

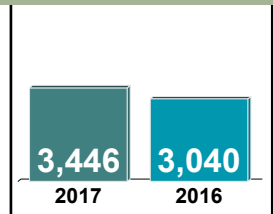
Court: Carroll Circuit
Start/End Date: Jan-16 / Dec-17
2016 Average Month: 253
Jan-Dec 2016: 3,040
Filings Trending: ▲

Circuit/Court ID: 27
227035
Type of Case: Filings
2017 Average Month: 287
Jan-Dec 2017 : 3,446
Overall AVG. Month: 270

Monthly Filings Summary



Jan --- Dec Filings



Filings by Division

		Jan	Feb	Mar	Apr	May	Jun	Jul	Aug	Sep	Oct	Nov	Dec	Thru Dec	% Change	Total
Total	2017	226	352	368	193	286	372	247	250	340	269	227	316	3,446	13%	3,446
	2016	302	247	295	252	224	323	215	247	259	225	192	259	3,040	▲	3,040
Civil	2017	31	25	52	28	18	41	25	27	37	36	20	24	364	12%	364
	2016	18	28	34	26	43	30	19	31	23	34	12	27	325	▲	325
Criminal	2017	86	186	138	71	156	218	111	111	202	113	64	105	1,561	16%	1,561
	2016	127	69	119	100	99	197	86	111	115	102	76	144	1,345	▲	1,345
Miscellaneous	2017	96	118	143	87	93	90	94	99	80	99	129	170	1,298	14%	1,298
	2016	130	120	122	110	68	79	89	83	103	80	86	69	1,139	▲	1,139
Other	2017	13	23	35	7	19	23	17	13	21	21	14	17	223	-3%	223
	2016	27	30	20	16	14	17	21	22	18	9	18	19	231	▼	231

Filings by Division & Case Category

		Jan	Feb	Mar	Apr	May	Jun	Jul	Aug	Sep	Oct	Nov	Dec	Thru Dec	% Change	Total
Civil	Administrative Law	2017	-	-	-	-	-	1	1	-	2	1	2	7	250%	7
		2016	-	-	-	-	1	-	-	-	1	-	-	2	▲	2
	Contested Divorce	2017	3	1	8	4	1	2	3	3	4	2	3	37	0%	37
		2016	4	5	2	4	6	2	3	-	4	2	3	37	↔	37
	Domestic and Family - Level 1	2017	13	-	22	11	1	10	-	1	14	20	7	101	28%	101
		2016	1	13	3	4	19	-	3	7	6	10	1	79	▲	79
	Domestic and Family - Level 2	2017	2	3	3	1	-	3	6	5	3	1	-	29	38%	29
		2016	2	1	2	2	1	1	3	2	3	-	1	21	▲	21
	General Civil - Level 1	2017	-	-	-	-	1	-	-	-	1	-	-	2	-60%	2
		2016	-	-	-	1	1	-	1	2	-	-	-	5	▼	5
	General Civil - Level 2	2017	2	4	6	5	6	7	6	3	2	-	1	48	12%	48
		2016	3	-	8	3	3	6	4	2	5	2	2	43	▲	43
Criminal	General Civil - Level 3	2017	2	4	2	1	1	8	2	4	-	6	-	32	-3%	32
		2016	1	1	4	2	2	6	-	6	3	5	1	33	▼	33
	Probates/Wills & Trusts - Level 2	2017	-	2	1	-	2	5	2	-	3	-	2	19	-10%	19
		2016	2	1	2	1	2	5	2	3	2	-	1	21	▼	21
	Uncontested Divorce	2017	9	11	10	6	6	6	5	10	12	6	1	89	6%	89
		2016	5	7	13	9	9	9	4	8	2	9	4	84	▲	84
	Capital Murder	2017	-	-	-	-	3	-	-	-	-	-	-	3	200%	3
		2016	-	-	-	-	-	-	-	-	-	-	-	1	▲	1
	Felonies and Related Matters	2017	56	170	98	55	120	169	89	99	187	90	47	1,265	21%	1,265
		2016	94	57	104	69	74	162	70	83	87	87	53	1,046	▲	1,046
	Misdemeanor	2017	12	15	15	5	23	33	14	7	6	13	11	165	6%	165
		2016	22	7	7	21	9	17	13	9	10	14	10	155	▲	155
Miscellaneous	Other Criminally Related Matters	2017	18	1	25	11	13	13	8	5	9	10	6	128	-10%	128
		2016	11	5	8	10	16	18	3	19	18	1	13	143	▼	143
Other		2017	96	118	143	87	93	90	94	99	80	99	129	1,298	14%	1,298
		2016	130	120	122	110	68	79	89	83	103	80	86	1,139	▲	1,139
Other		2017	13	23	35	7	19	23	17	13	21	21	14	223	-3%	223
		2016	27	30	20	16	14	17	21	22	18	9	18	231	▼	231

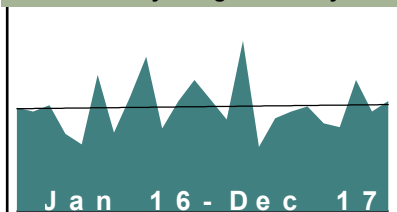
January 2016 -- December 2017 Filings

Dashboard

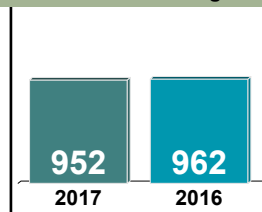
Court: Floyd Circuit
 Start/End Date: Jan-16 / Dec-17
 2016 Average Month: 80
 Jan-Dec 2016: 962
 Filings Trending: ↔

Circuit/Court ID: 27
 227063
 Type of Case: Filings
 2017 Average Month: 79
 Jan-Dec 2017 : 952
 Overall AVG. Month: 80

Monthly Filings Summary



Jan --- Dec Filings



Filings by Division

		Jan	Feb	Mar	Apr	May	Jun	Jul	Aug	Sep	Oct	Nov	Dec	Thru Dec	% Change	Total
Total	2017	85	70	130	49	71	76	80	67	64	100	76	84	952	-1%	952
	2016	79	76	81	59	51	104	60	87	118	63	84	100	962	▼	962
Civil	2017	13	12	10	8	6	11	10	16	13	10	8	8	125	20%	125
	2016	9	4	6	8	11	11	12	7	5	10	10	11	104	▲	104
Criminal	2017	33	14	82	7	33	34	50	12	16	46	14	18	359	0%	359
	2016	7	6	28	14	16	52	22	33	79	11	32	58	358	▲	358
Miscellaneous	2017	39	44	38	33	32	31	20	39	33	44	54	57	464	-7%	464
	2016	63	66	47	37	24	41	26	47	34	42	42	30	499	▼	499
Other	2017	-	-	-	1	-	-	-	-	2	-	-	1	4	300%	4
	2016	-	-	-	-	-	-	-	-	-	-	-	1	1	▲	1

Filings by Division & Case Category

			Jan	Feb	Mar	Apr	May	Jun	Jul	Aug	Sep	Oct	Nov	Dec	Thru Dec	% Change	Total	
Civil	Contested Divorce	2017	1	-	2	1	1	2	1	2	6	2	4	3	25	108%	25	
		2016	-	-	2	2	2	-	-	-	1	2	1	2	-	12	▲	12
	Domestic and Family - Level 1	2017	4	6	-	-	1	-	1	-	-	1	-	3	-	16	0%	16
		2016	4	1	-	1	2	-	-	-	1	-	3	1	3	16	↔	16
	Domestic and Family - Level 2	2017	1	-	-	1	-	1	1	1	1	2	1	1	-	9	50%	9
		2016	-	-	-	-	1	1	1	1	1	-	-	-	2	6	▲	6
	General Civil - Level 1	2017	-	-	-	-	-	-	-	-	-	-	-	-	-	0	-100%	0
		2016	-	-	1	-	-	-	-	-	-	-	1	1	-	3	▼	3
	General Civil - Level 2	2017	1	1	3	1	-	3	1	4	3	3	1	-	1	19	6%	19
		2016	1	1	1	1	1	2	4	2	1	1	1	2	1	18	▲	18
	General Civil - Level 3	2017	3	1	-	4	1	3	-	-	-	-	1	-	-	13	-35%	13
		2016	1	1	-	-	4	4	3	-	-	-	2	3	2	20	▼	20
Probates/Wills & Trusts - Level 2	2017	2	1	1	-	1	1	1	1	1	-	-	-	1	9	50%	9	
	2016	-	1	1	-	-	-	1	2	-	-	1	-	-	6	▲	6	
Uncontested Divorce	2017	1	3	4	1	2	1	5	8	1	5	-	3	34	48%	34		
	2016	3	-	1	4	1	3	2	2	2	2	1	1	3	23	▲	23	
Criminal	Felonies and Related Matters	2017	22	11	72	2	23	22	39	9	15	42	7	13	277	5%	277	
		2016	2	2	26	2	13	39	8	21	69	2	26	54	264	▲	264	
	Misdemeanor	2017	11	-	10	5	10	11	9	3	1	4	7	5	76	-5%	76	
		2016	5	2	2	11	3	6	11	11	10	9	6	4	80	▼	80	
	Other Criminally Related Matters	2017	-	3	-	-	-	1	2	-	-	-	-	-	6	-57%	6	
		2016	-	2	-	1	-	7	3	1	-	-	-	-	14	▼	14	
	Miscellaneous	2017	39	44	38	33	32	31	20	39	33	44	54	57	464	-7%	464	
		2016	63	66	47	37	24	41	26	47	34	42	42	30	499	▼	499	
	Other	2017	-	-	-	1	-	-	-	-	-	2	-	-	1	4	300%	4
		2016	-	-	-	-	-	-	-	-	-	-	-	-	1	1	▲	1

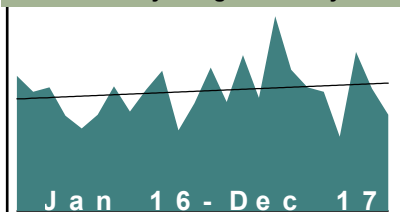
January 2016 -- December 2017 Filings

Dashboard

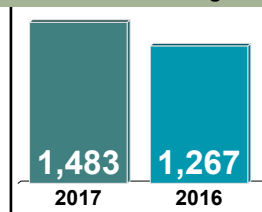
Court: Giles Circuit
 Start/End Date: Jan-16 / Dec-17
 2016 Average Month: 106
 Jan-Dec 2016: 1,267
 Filings Trending: ▲

Circuit/Court ID: 27
 227071
 Type of Case: Filings
 2017 Average Month: 124
 Jan-Dec 2017 : 1,483
 Overall AVG. Month: 115

Monthly Filings Summary



Jan --- Dec Filings



Filings by Division

		Jan	Feb	Mar	Apr	May	Jun	Jul	Aug	Sep	Oct	Nov	Dec	Thru Dec	% Change	Total
Total	2017	137	104	149	108	186	135	118	114	71	152	117	92	1,483	17%	1,483
	2016	129	114	118	91	79	92	119	95	116	134	77	103	1,267	▲	1,267
Civil	2017	16	16	18	14	10	15	8	21	15	14	22	6	175	-8%	175
	2016	18	18	25	16	11	5	13	15	16	27	14	12	190	▼	190
Criminal	2017	79	35	74	56	134	93	74	60	26	91	49	31	802	40%	802
	2016	57	33	38	33	38	48	66	34	58	76	26	67	574	▲	574
Miscellaneous	2017	41	53	57	38	41	27	35	32	30	47	46	55	502	0%	502
	2016	54	63	55	42	30	39	40	46	42	31	37	24	503	▼	503
Other	2017	1	-	-	-	1	-	1	1	-	-	-	-	4	4	4
	2016	-	-	-	-	-	-	-	-	-	-	-	-	0	↔	0

Filings by Division & Case Category

			Jan	Feb	Mar	Apr	May	Jun	Jul	Aug	Sep	Oct	Nov	Dec	Thru Dec	% Change	Total
Civil	Administrative Law	2017	-	-	1	-	-	1	-	1	-	-	-	-	3	3	3
		2016	-	-	-	-	-	-	-	-	-	-	-	-	0	↔	0
	Contested Divorce	2017	-	-	4	2	-	-	1	2	4	3	4	1	21	24%	21
		2016	2	1	2	2	2	-	1	1	1	-	3	2	17	▲	17
	Domestic and Family - Level 1	2017	7	1	2	5	-	4	1	3	1	2	6	1	33	-39%	33
		2016	-	7	14	4	2	1	2	-	7	11	-	6	54	▼	54
	Domestic and Family - Level 2	2017	4	5	1	-	-	2	-	2	-	1	2	-	17	6%	17
		2016	7	2	1	1	-	1	-	-	1	1	2	-	16	▲	16
	General Civil - Level 1	2017	1	-	-	-	-	-	-	1	-	1	-	-	3	200%	3
		2016	-	-	-	-	-	-	-	-	-	1	-	-	1	▲	1
	General Civil - Level 2	2017	-	2	2	2	4	4	1	5	1	6	3	2	32	68%	32
		2016	-	-	1	2	1	1	1	2	4	5	3	-	19	▲	19
	General Civil - Level 3	2017	1	1	-	1	1	-	-	4	1	1	-	1	11	0%	11
		2016	1	-	1	3	1	-	1	-	1	3	-	-	11	↔	11
Probates/Wills & Trusts - Level 1	2017	-	-	-	-	-	-	1	-	-	-	-	-	1	0%	1	
	2016	-	-	-	-	1	-	-	-	-	-	-	-	1	↔	1	
Probates/Wills & Trusts - Level 2	2017	-	1	1	-	-	-	-	1	2	-	2	1	8	-50%	8	
	2016	3	1	2	-	-	-	-	4	1	-	3	2	16	▼	16	
Protective Orders	2017	-	-	-	-	-	-	-	-	-	-	-	-	0	-100%	0	
	2016	4	1	-	-	-	-	-	2	-	-	-	-	7	▼	7	
Uncontested Divorce	2017	3	6	7	4	5	4	4	2	6	-	5	-	46	-4%	46	
	2016	1	6	4	4	5	2	8	6	1	6	3	2	48	▼	48	
Criminal	Felonies and Related Matters	2017	54	25	52	43	110	67	49	41	18	76	35	17	587	43%	587
		2016	38	9	22	25	25	38	57	21	51	62	10	52	410	▲	410
	Misdemeanor	2017	20	10	22	11	21	22	23	16	7	15	13	8	188	31%	188
		2016	17	23	16	7	13	7	9	8	5	13	13	12	143	▲	143
	Other Criminally Related Matters	2017	5	-	-	2	3	4	2	3	1	-	1	6	27	29%	27
		2016	2	1	-	1	-	3	-	5	2	1	3	3	21	▲	21
	Miscellaneous	2017	41	53	57	38	41	27	35	32	30	47	46	55	502	0%	502
		2016	54	63	55	42	30	39	40	46	42	31	37	24	503	▼	503
	Other	2017	1	-	-	-	1	-	1	1	-	-	-	-	4	4	4
		2016	-	-	-	-	-	-	-	-	-	-	-	-	0	↔	0

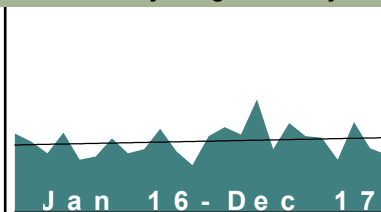
January 2016 -- December 2017 Filings

Dashboard

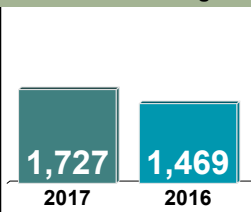
Court: Grayson Circuit
 Start/End Date: Jan-16 / Dec-17
 2016 Average Month: 122
 Jan-Dec 2016: 1,469
 Filings Trending: ▲

Circuit/Court ID: 27
 227077
 Type of Case: Filings
 2017 Average Month: 144
 Jan-Dec 2017 : 1,727
 Overall AVG. Month: 133

Monthly Filings Summary



Jan --- Dec Filings



Filings by Division

		Jan	Feb	Mar	Apr	May	Jun	Jul	Aug	Sep	Oct	Nov	Dec	Thru Dec	% Change	Total
Total	2017	143	160	146	213	118	168	143	140	98	170	120	108	1,727	18%	1,727
	2016	148	133	110	150	98	104	139	110	118	157	114	88	1,469	▲	1,469
Civil	2017	6	14	15	12	10	11	9	13	4	7	9	12	122	-8%	122
	2016	9	10	11	18	6	17	9	2	12	21	11	6	132	▼	132
Criminal	2017	75	54	45	130	57	90	71	69	41	95	39	31	797	22%	797
	2016	47	45	37	80	56	30	77	48	56	74	42	59	651	▲	651
Miscellaneous	2017	52	72	70	55	27	49	47	44	44	57	57	62	636	-5%	636
	2016	91	76	62	51	32	54	53	54	49	61	60	23	666	▼	666
Other	2017	10	20	16	16	24	18	16	14	9	11	15	3	172	760%	172
	2016	1	2	-	1	4	3	-	6	1	1	1	-	20	▲	20

Filings by Division & Case Category

			Jan	Feb	Mar	Apr	May	Jun	Jul	Aug	Sep	Oct	Nov	Dec	Thru Dec	% Change	Total
Civil	Administrative Law	2017	-	-	-	-	-	-	-	-	-	-	-	-	0	-100%	0
		2016	-	-	-	-	-	-	-	-	-	1	-	-	1	▼	1
	Contested Divorce	2017	1	3	4	1	2	2	2	1	-	1	2	4	23	-8%	23
		2016	2	1	6	2	2	4	1	1	1	2	3	-	25	▼	25
	Domestic and Family - Level 1	2017	1	-	1	3	1	4	1	-	1	1	-	-	13	30%	13
		2016	-	-	-	1	1	-	-	-	-	8	-	-	10	▲	10
	Domestic and Family - Level 2	2017	1	-	1	1	-	-	1	5	1	1	1	1	13	117%	13
		2016	-	-	1	1	1	1	-	-	1	1	-	-	6	▲	6
	General Civil - Level 1	2017	-	1	-	1	-	1	-	-	-	-	-	1	4	300%	4
		2016	-	-	-	-	-	-	-	-	-	-	-	1	1	▲	1
	General Civil - Level 2	2017	-	2	1	1	1	-	2	4	-	1	1	1	14	-39%	14
		2016	1	1	-	4	-	4	1	-	3	4	2	3	23	▼	23
	General Civil - Level 3	2017	-	3	1	2	1	1	2	-	-	1	2	-	13	-24%	13
		2016	2	3	-	1	-	3	3	-	2	-	3	-	17	▼	17
Probates/Wills & Trusts - Level 1	2017	-	-	-	-	-	-	-	-	-	-	-	-	0	-100%	0	
	2016	-	-	-	-	-	-	1	-	1	-	-	-	2	▼	2	
Probates/Wills & Trusts - Level 2	2017	-	1	1	-	-	-	-	-	-	-	-	1	3	-57%	3	
	2016	2	-	1	1	-	1	-	-	2	-	-	-	7	▼	7	
Protective Orders	2017	-	-	-	1	-	1	-	-	-	-	-	-	2	-50%	2	
	2016	-	1	1	1	-	-	-	1	-	-	-	-	4	▼	4	
Uncontested Divorce	2017	3	4	6	2	5	2	1	3	2	2	2	2	5	37	3%	37
	2016	2	4	2	7	2	4	3	-	2	5	3	2	36	▲	36	
Criminal	Felonies and Related Matters	2017	62	48	37	118	39	72	60	59	29	70	33	27	654	37%	654
		2016	38	30	21	60	41	24	66	29	45	48	31	43	476	▲	476
	Misdemeanor	2017	12	6	5	11	14	18	10	10	9	25	5	4	129	-13%	129
		2016	9	10	15	18	13	6	10	17	11	18	9	12	148	▼	148
	Other Criminally Related Matters	2017	1	-	3	1	4	-	1	-	3	-	1	-	14	-48%	14
		2016	-	5	1	2	2	-	1	2	-	8	2	4	27	▼	27
	Miscellaneous	2017	52	72	70	55	27	49	47	44	44	57	57	62	636	-5%	636
		2016	91	76	62	51	32	54	53	54	49	61	60	23	666	▼	666
	Other	2017	10	20	16	16	24	18	16	14	9	11	15	3	172	760%	172
		2016	1	2	-	1	4	3	-	6	1	1	1	-	20	▲	20


January 2016 -- December 2017 Filings

Dashboard

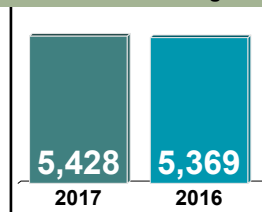
Court: Montgomery Circuit
 Start/End Date: Jan-16 / Dec-17
 2016 Average Month: 447
 Jan-Dec 2016: 5,369
 Filings Trending: ↔

Circuit/Court ID: 27
 227121
 Type of Case: Filings
 2017 Average Month: 452
 Jan-Dec 2017 : 5,428
 Overall AVG. Month: 450

Monthly Filings Summary



Jan --- Dec Filings



Filings by Division

		Jan	Feb	Mar	Apr	May	Jun	Jul	Aug	Sep	Oct	Nov	Dec	Thru Dec	% Change	Total
Total	2017	428	553	484	397	453	416	342	456	449	510	526	414	5,428	1%	5,428
	2016	416	558	468	426	484	415	367	494	452	470	408	411	5,369	▲	5,369
Civil	2017	42	68	69	61	55	56	58	46	57	61	41	48	662	4%	662
	2016	40	66	49	41	68	56	39	45	62	55	40	77	638	▲	638
Criminal	2017	163	303	140	129	208	170	152	209	171	126	185	139	2,095	-8%	2,095
	2016	120	244	171	171	245	141	126	266	201	217	194	176	2,272	▼	2,272
Miscellaneous	2017	162	133	173	146	149	147	104	142	176	281	263	185	2,061	15%	2,061
	2016	196	165	179	160	129	138	146	130	137	163	131	122	1,796	▲	1,796
Other	2017	61	49	102	61	41	43	28	59	45	42	37	42	610	-8%	610
	2016	60	83	69	54	42	80	56	53	52	35	43	36	663	▼	663

Filings by Division & Case Category

			Jan	Feb	Mar	Apr	May	Jun	Jul	Aug	Sep	Oct	Nov	Dec	Thru Dec	% Change	Total	
Civil	Administrative Law	2017	-	1	2	2	-	-	-	-	-	-	-	-	5	0%	5	
		2016	1	1	-	-	-	1	-	-	-	1	1	-	-	5	↔	5
	Contested Divorce	2017	5	5	10	5	9	13	8	5	5	5	4	6	10	85	4%	85
		2016	8	11	7	5	7	4	3	7	10	8	3	9	82	▲	82	
	Domestic and Family - Level 1	2017	1	11	7	19	10	10	10	9	9	9	21	3	9	119	6%	119
		2016	4	11	5	2	12	9	7	3	9	9	6	35	112	▲	112	
	Domestic and Family - Level 2	2017	3	7	5	2	3	3	7	3	4	4	5	-	46	18%	46	
		2016	1	4	3	2	2	7	2	-	8	5	3	2	39	▲	39	
	General Civil - Level 1	2017	-	1	1	2	-	-	7	1	2	1	-	2	17	143%	17	
		2016	-	1	2	1	1	-	1	-	-	-	1	-	7	▲	7	
	General Civil - Level 2	2017	13	13	18	11	9	15	6	8	14	7	10	8	132	10%	132	
		2016	5	15	8	10	13	12	6	17	7	11	5	11	120	▲	120	
	General Civil - Level 3	2017	2	4	5	4	5	2	3	3	3	6	5	4	46	-2%	46	
		2016	2	4	4	3	5	7	4	3	2	5	5	3	47	▼	47	
Probates/Wills & Trusts - Level 1	2017	-	-	-	-	-	1	-	-	-	-	-	-	1	-75%	1		
	2016	3	-	-	-	-	-	-	1	-	-	-	-	4	▼	4		
Probates/Wills & Trusts - Level 2	2017	3	4	3	1	3	2	3	1	3	4	2	1	30	-23%	30		
	2016	4	5	3	3	5	4	4	3	1	4	1	2	39	▼	39		
Uncontested Divorce	2017	15	22	18	15	16	10	14	16	17	14	10	14	181	-1%	181		
	2016	12	14	17	15	23	12	11	12	24	11	17	15	183	▼	183		
Criminal	Capital Murder	2017	2	-	-	-	-	-	-	-	-	-	-	-	2	0%	2	
		2016	-	-	-	-	-	-	-	-	-	-	-	-	2	↔	2	
	Felonies and Related Matters	2017	112	258	94	96	154	101	99	148	111	92	116	88	1,469	-14%	1,469	
		2016	89	175	112	125	187	99	97	200	172	173	157	118	1,704	▼	1,704	
	Misdemeanor	2017	46	39	37	27	49	56	41	50	53	28	60	46	532	14%	532	
		2016	28	58	45	37	52	25	18	59	27	37	32	48	466	▲	466	
	Other Criminally Related Matters	2017	3	6	9	6	5	13	12	11	7	6	9	5	92	-8%	92	
		2016	3	11	14	9	6	17	11	7	2	7	5	8	100	▼	100	
	Miscellaneous	2017	162	133	173	146	149	147	104	142	176	281	263	185	2,061	15%	2,061	
		2016	196	165	179	160	129	138	146	130	137	163	131	122	1,796	▲	1,796	
	Other	2017	61	49	102	61	41	43	28	59	45	42	37	42	610	-8%	610	
		2016	60	83	69	54	42	80	56	53	52	35	43	36	663	▼	663	

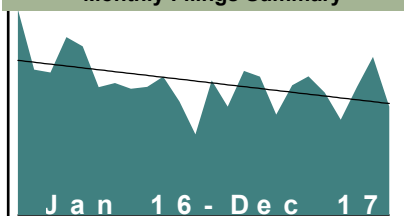
January 2016 -- December 2017 Filings

Dashboard

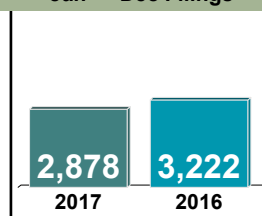
Court: Pulaski Circuit
 Start/End Date: Jan-16 / Dec-17
 2016 Average Month: 269
 Jan-Dec 2016: 3,222
 Filings Trending: ▼

Circuit/Court ID: 27
 227155
 Type of Case: Filings
 2017 Average Month: 240
 Jan-Dec 2017 : 2,878
 Overall AVG. Month: 254

Monthly Filings Summary



Jan --- Dec Filings



Filings by Division

		Jan	Feb	Mar	Apr	May	Jun	Jul	Aug	Sep	Oct	Nov	Dec	Thru Dec	% Change	Total
Total	2017	257	207	275	264	192	248	265	234	182	245	302	207	2,878	-11%	2,878
	2016	393	278	272	340	322	244	252	241	245	264	217	154	3,222	▼	3,222
Civil	2017	20	29	33	27	34	24	20	32	32	31	34	22	338	7%	338
	2016	18	37	37	24	23	33	22	32	34	29	12	15	316	▲	316
Criminal	2017	148	78	128	145	67	92	156	124	65	112	110	84	1,309	-20%	1,309
	2016	261	90	96	235	216	99	131	90	104	132	106	75	1,635	▼	1,635
Miscellaneous	2017	74	74	94	78	79	68	74	68	71	85	93	92	950	-8%	950
	2016	93	133	123	62	55	91	80	97	80	95	83	45	1,037	▼	1,037
Other	2017	15	26	20	14	12	64	15	10	14	17	65	9	281	20%	281
	2016	21	18	16	19	28	21	19	22	27	8	16	19	234	▲	234

Filings by Division & Case Category

		Jan	Feb	Mar	Apr	May	Jun	Jul	Aug	Sep	Oct	Nov	Dec	Thru Dec	% Change	Total
Civil	Administrative Law	2017	-	1	-	-	-	-	-	-	-	1	1	3	3	3
		2016	-	-	-	-	-	-	-	-	-	-	-	0	↔	0
	Contested Divorce	2017	3	2	3	3	4	1	3	2	4	5	2	35	-35%	35
		2016	4	10	5	1	5	4	4	3	5	3	7	54	▼	54
	Domestic and Family - Level 1	2017	1	11	-	4	5	3	5	4	7	7	12	64	3%	64
		2016	3	4	9	5	4	9	4	7	7	6	1	62	▲	62
	Domestic and Family - Level 2	2017	-	-	3	4	-	1	3	3	1	-	-	15	25%	15
		2016	-	3	3	-	-	-	1	3	1	1	-	12	▲	12
	General Civil - Level 1	2017	-	-	2	-	1	-	1	-	-	-	-	4	0%	4
		2016	1	-	-	-	-	-	-	1	2	-	-	4	↔	4
	General Civil - Level 2	2017	2	2	3	3	6	3	8	5	7	1	5	46	7%	46
		2016	2	3	4	7	2	4	6	5	5	2	-	43	▲	43
	General Civil - Level 3	2017	2	-	1	2	4	3	-	1	1	2	5	23	-30%	23
		2016	3	7	3	5	3	3	2	4	1	1	-	33	▼	33
Criminal	Probates/Wills & Trusts - Level 1	2017	-	-	-	1	-	-	-	-	-	-	-	1	1	1
		2016	-	-	-	-	-	-	-	-	-	-	-	0	↔	0
	Probates/Wills & Trusts - Level 2	2017	2	-	1	2	-	2	-	2	-	1	1	11	-21%	11
		2016	-	-	-	3	1	-	4	1	1	3	1	14	▼	14
	Protective Orders	2017	1	3	1	2	2	1	3	1	1	2	2	19	27%	19
		2016	-	-	1	-	3	3	2	2	2	-	2	15	▲	15
	Uncontested Divorce	2017	9	10	19	7	13	10	9	11	9	7	4	117	48%	117
		2016	5	10	12	3	8	10	6	5	9	8	1	79	▲	79
	Felonies and Related Matters	2017	124	61	93	108	40	71	108	93	46	88	67	960	-25%	960
		2016	229	67	61	184	169	72	110	55	84	98	87	1,273	▼	1,273
Miscellaneous	Misdemeanor	2017	21	8	25	30	15	13	33	20	9	21	35	249	-8%	249
		2016	27	16	28	44	38	14	15	26	17	19	14	271	▼	271
	Other Criminally Related Matters	2017	3	9	10	7	12	8	15	11	10	3	8	100	10%	100
		2016	5	7	7	7	9	13	6	9	3	15	5	91	▲	91
Other	Miscellaneous	2017	74	74	94	78	79	68	74	68	71	85	93	950	-8%	950
		2016	93	133	123	62	55	91	80	97	80	95	83	1,037	▼	1,037
Other	Other	2017	15	26	20	14	12	64	15	10	14	17	65	281	20%	281
		2016	21	18	16	19	28	21	19	22	27	8	16	234	▲	234


January 2016 -- December 2017 Filings

Dashboard

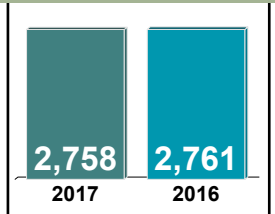
Court: Wythe Circuit
 Start/End Date: Jan-16 / Dec-17
 2016 Average Month: 230
 Jan-Dec 2016: 2,761
 Filings Trending: ↔

Circuit/Court ID: 27
 227197
 Type of Case: Filings
 2017 Average Month: 230
 Jan-Dec 2017 : 2,758
 Overall AVG. Month: 230

Monthly Filings Summary



Jan --- Dec Filings



Filings by Division

		Jan	Feb	Mar	Apr	May	Jun	Jul	Aug	Sep	Oct	Nov	Dec	Thru Dec	% Change	Total
Total	2017	212	216	237	271	238	207	195	187	214	269	253	259	2,758	0%	2,758
	2016	270	203	241	341	191	249	265	260	143	221	208	169	2,761	▼	2,761
Civil	2017	29	41	36	12	30	36	22	43	21	20	43	16	349	9%	349
	2016	22	24	32	26	25	31	17	33	26	24	29	31	320	▲	320
Criminal	2017	129	87	88	199	123	89	102	71	111	141	98	122	1,360	-3%	1,360
	2016	116	56	86	246	103	106	163	149	49	137	92	93	1,396	▼	1,396
Miscellaneous	2017	54	88	103	57	84	81	68	73	82	107	111	121	1,029	0%	1,029
	2016	127	123	115	69	61	110	85	77	67	60	87	44	1,025	▲	1,025
Other	2017	-	-	10	3	1	1	3	-	-	1	1	-	20	0%	20
	2016	5	-	8	-	2	2	-	1	1	-	-	1	20	↔	20

Filings by Division & Case Category

			Jan	Feb	Mar	Apr	May	Jun	Jul	Aug	Sep	Oct	Nov	Dec	Thru Dec	% Change	Total
Civil	Administrative Law	2017	-	-	-	-	-	-	-	-	1	1	-	-	2	0%	2
		2016	-	-	-	-	-	-	-	-	1	-	1	-	2	↔	2
	Contested Divorce	2017	5	2	5	5	2	4	3	1	2	4	1	3	37	-31%	37
		2016	4	6	9	5	2	2	4	4	4	6	4	4	54	▼	54
	Domestic and Family - Level 1	2017	5	18	4	2	9	19	9	24	2	3	26	-	121	102%	121
		2016	2	1	5	7	4	12	1	4	5	-	10	9	60	▲	60
	Domestic and Family - Level 2	2017	2	-	2	-	2	-	2	2	-	-	3	-	13	0%	13
		2016	1	-	1	3	1	-	1	3	1	-	2	-	13	↔	13
	General Civil - Level 1	2017	2	-	-	-	1	-	-	-	1	1	-	-	5	400%	5
		2016	-	-	-	-	-	-	-	-	1	-	-	-	1	▲	1
	General Civil - Level 2	2017	5	6	8	4	6	3	1	5	5	4	5	-	52	37%	52
		2016	4	4	5	-	4	3	3	3	2	2	3	5	38	▲	38
	General Civil - Level 3	2017	2	3	4	-	3	3	1	6	4	2	3	3	34	-21%	34
		2016	4	2	1	2	5	4	3	9	5	3	3	2	43	▼	43
Probates/Wills & Trusts - Level 2	2017	1	1	-	-	1	2	-	1	-	-	1	3	10	0%	10	
	2016	2	1	-	1	-	-	3	2	-	1	-	-	10	↔	10	
Uncontested Divorce	2017	7	11	13	1	6	5	6	4	6	5	4	7	75	-24%	75	
	2016	5	10	11	8	9	10	2	6	9	11	7	11	99	▼	99	
Criminal	Felonies and Related Matters	2017	99	62	65	170	103	57	84	55	66	116	63	81	1,021	-9%	1,021
		2016	104	40	68	224	79	89	135	118	37	109	62	60	1,125	▼	1,125
	Misdemeanor	2017	22	22	19	22	17	23	12	14	29	21	18	31	250	29%	250
		2016	9	12	12	16	14	11	22	17	8	25	26	22	194	▲	194
	Other Criminally Related Matters	2017	8	3	4	7	3	9	6	2	16	4	17	10	89	16%	89
		2016	3	4	6	6	10	6	6	14	4	3	4	11	77	▲	77
Miscellaneous		2017	54	88	103	57	84	81	68	73	82	107	111	121	1,029	0%	1,029
		2016	127	123	115	69	61	110	85	77	67	60	87	44	1,025	▲	1,025
Other		2017	-	-	10	3	1	1	3	-	-	1	1	-	20	0%	20
		2016	5	-	8	-	2	2	-	1	1	-	-	1	20	↔	20

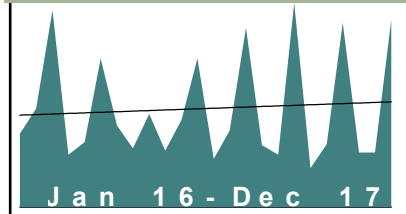
January 2016 -- December 2017 Filings

Dashboard

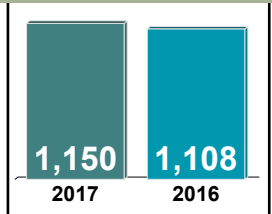
Court: Radford Circuit
 Start/End Date: Jan-16 / Dec-17
 2016 Average Month: 92
 Jan-Dec 2016: 1,108
 Filings Trending: ▲

Circuit/Court ID: 27
 227750
 Type of Case: Filings
 2017 Average Month: 96
 Jan-Dec 2017 : 1,150
 Overall AVG. Month: 94

Monthly Filings Summary



Jan --- Dec Filings



Filings by Division

		Jan	Feb	Mar	Apr	May	Jun	Jul	Aug	Sep	Oct	Nov	Dec	Thru Dec	% Change	Total
Total	2017	46	73	171	59	50	195	37	60	176	52	52	179	1,150	4%	1,150
	2016	70	94	188	50	62	142	78	56	89	54	83	142	1,108	▲	1,108
Civil	2017	6	9	10	16	8	5	5	12	13	9	9	12	114	9%	114
	2016	25	15	6	4	12	3	8	7	7	8	6	4	105	▲	105
Criminal	2017	10	37	133	24	27	175	10	24	143	18	16	142	759	9%	759
	2016	21	45	146	21	27	120	46	21	50	32	50	116	695	▲	695
Miscellaneous	2017	30	26	28	18	14	15	21	22	20	21	27	25	267	-12%	267
	2016	24	34	36	25	22	18	24	27	32	14	27	21	304	▼	304
Other	2017	-	1	-	1	1	-	1	2	-	4	-	-	10	150%	10
	2016	-	-	-	-	1	1	-	1	-	-	-	1	4	▲	4

Filings by Division & Case Category

			Jan	Feb	Mar	Apr	May	Jun	Jul	Aug	Sep	Oct	Nov	Dec	Thru Dec	% Change	Total	
Civil	Administrative Law	2017	-	-	-	-	-	-	-	-	-	-	-	-	-	0	-100%	0
		2016	-	-	-	-	-	-	-	1	-	-	-	-	-	1	▼	1
	Contested Divorce	2017	-	1	-	1	2	-	-	2	2	1	-	-	-	9	0%	9
		2016	2	-	1	1	1	1	-	1	-	2	-	-	-	9	↔	9
	Domestic and Family - Level 1	2017	-	1	3	11	1	-	2	4	2	2	-	1	27	59%	27	
		2016	-	2	-	2	4	-	2	-	4	-	1	2	17	▲	17	
	Domestic and Family - Level 2	2017	-	1	-	-	-	-	-	-	-	-	3	-	4	-43%	4	
		2016	-	1	-	-	-	2	-	1	1	1	-	1	7	▼	7	
	General Civil - Level 1	2017	-	-	-	-	-	-	-	-	-	1	-	2	-	3	50%	3
		2016	-	-	1	-	-	-	-	-	-	-	1	-	2	2	▲	2
	General Civil - Level 2	2017	-	3	4	1	4	1	-	-	2	3	2	-	20	67%	20	
		2016	2	1	2	-	2	-	1	1	1	-	1	1	12	▲	12	
	General Civil - Level 3	2017	3	1	1	-	-	-	-	2	1	-	-	-	5	13	-65%	13
		2016	20	10	-	-	3	-	2	1	-	-	-	1	-	37	▼	37
Probates/Wills & Trusts - Level 1	2017	-	-	-	-	-	-	-	-	1	-	-	-	-	1	1	1	
	2016	-	-	-	-	-	-	-	-	-	-	-	-	-	0	↔	0	
Probates/Wills & Trusts - Level 2	2017	1	-	-	-	-	1	-	-	-	1	-	-	2	5	400%	5	
	2016	-	-	1	-	-	-	-	-	-	-	-	-	-	1	▲	1	
Uncontested Divorce	2017	2	2	2	3	1	3	3	3	3	4	3	2	4	32	68%	32	
	2016	1	1	1	1	2	-	2	3	2	2	3	3	-	19	▲	19	
Criminal	Felonies and Related Matters	2017	5	22	70	9	16	149	9	14	115	7	3	123	542	6%	542	
		2016	11	39	132	13	10	83	40	15	44	17	31	76	511	▲	511	
	Misdemeanor	2017	3	10	57	9	9	26	1	10	26	7	10	18	186	27%	186	
		2016	9	4	9	8	12	33	4	5	4	9	14	35	146	▲	146	
	Other Criminally Related Matters	2017	2	5	6	6	2	-	-	-	2	4	3	1	31	-18%	31	
		2016	1	2	5	-	5	4	2	1	2	6	5	5	38	▼	38	
Miscellaneous	Other	2017	30	26	28	18	14	15	21	22	20	21	27	25	267	-12%	267	
		2016	24	34	36	25	22	18	24	27	32	14	27	21	304	▼	304	
	Other	2017	-	1	-	1	1	-	1	2	-	4	-	-	10	150%	10	
		2016	-	-	-	-	1	1	-	1	-	-	-	1	4	▲	4	


January 2016 -- December 2017 Filings

Dashboard

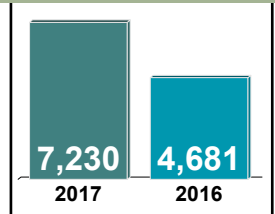
Court: Smyth Circuit
 Start/End Date: Jan-16 / Dec-17
 2016 Average Month: 390
 Jan-Dec 2016: 4,681
 Filings Trending: ▲

Circuit/Court ID: 28
 228173
 Type of Case: Filings
 2017 Average Month: 603
 Jan-Dec 2017 : 7,230
 Overall AVG. Month: 496

Monthly Filings Summary



Jan --- Dec Filings



Filings by Division

		Jan	Feb	Mar	Apr	May	Jun	Jul	Aug	Sep	Oct	Nov	Dec	Thru Dec	% Change	Total
Total	2017	519	262	500	148	228	298	149	431	1,480	1,498	1,313	404	7,230	54%	7,230
	2016	602	428	509	391	229	405	256	503	238	247	276	597	4,681	▲	4,681
Civil	2017	33	19	34	33	29	33	22	46	30	43	35	28	385	8%	385
	2016	16	36	41	18	28	29	32	34	30	38	27	28	357	▲	357
Criminal	2017	63	114	311	51	131	155	46	150	178	94	131	188	1,612	25%	1,612
	2016	48	119	188	57	72	236	71	132	72	76	85	134	1,290	▲	1,290
Miscellaneous	2017	73	82	69	40	46	63	41	76	59	214	181	144	1,088	21%	1,088
	2016	119	108	80	70	47	60	88	69	73	67	62	56	899	▲	899
Other	2017	350	47	86	24	22	47	40	159	1,213	1,147	966	44	4,145	94%	4,145
	2016	419	165	200	246	82	80	65	268	63	66	102	379	2,135	▲	2,135

Filings by Division & Case Category

			Jan	Feb	Mar	Apr	May	Jun	Jul	Aug	Sep	Oct	Nov	Dec	Thru Dec	% Change	Total
Civil	Administrative Law	2017	-	-	-	-	-	-	1	1	-	-	1	-	3	50%	3
		2016	-	-	-	-	-	-	-	1	1	-	-	-	2	▲	2
	Contested Divorce	2017	-	5	3	4	7	5	2	5	3	2	3	4	43	-12%	43
		2016	2	6	6	1	4	3	7	5	5	7	3	-	49	▼	49
	Domestic and Family - Level 1	2017	8	-	8	2	-	4	-	9	1	7	4	3	46	24%	46
		2016	-	-	9	-	4	6	7	-	2	4	-	5	37	▲	37
	Domestic and Family - Level 2	2017	5	2	5	6	2	9	3	8	4	1	10	5	60	3%	60
		2016	-	6	4	6	8	6	3	10	4	4	4	3	58	▲	58
	General Civil - Level 1	2017	-	-	1	1	-	-	-	1	-	-	-	-	3	-25%	3
		2016	1	1	1	-	-	-	-	-	1	-	-	-	-	4	▼
	General Civil - Level 2	2017	5	4	4	4	6	4	1	1	2	1	-	3	35	-10%	35
		2016	2	6	4	2	3	2	3	3	3	5	3	3	39	▼	39
	General Civil - Level 3	2017	2	-	2	3	2	1	4	7	3	18	8	4	54	69%	54
		2016	2	3	7	2	1	2	1	2	2	5	2	3	32	▲	32
Probates/Wills & Trusts - Level 2	2017	3	-	4	2	2	1	2	2	7	7	3	3	36	100%	36	
	2016	1	2	-	-	3	2	1	2	2	1	2	2	18	▲	18	
Uncontested Divorce	2017	10	8	7	11	10	9	8	13	10	7	6	6	105	-11%	105	
	2016	8	12	10	7	5	8	9	10	12	12	13	12	118	▼	118	
Criminal	Felonies and Related Matters	2017	54	92	276	44	105	131	38	118	147	76	107	170	1,358	37%	1,358
		2016	39	98	169	48	53	210	31	100	45	57	72	72	994	▲	994
	Misdemeanor	2017	7	21	31	5	23	22	7	30	31	16	23	16	232	-16%	232
		2016	7	20	17	6	17	26	39	32	25	18	10	59	276	▼	276
	Other Criminally Related Matters	2017	2	1	4	2	3	2	1	2	-	2	1	2	22	10%	22
		2016	2	1	2	3	2	-	1	-	2	1	3	3	20	▲	20
Miscellaneous		2017	73	82	69	40	46	63	41	76	59	214	181	144	1,088	21%	1,088
		2016	119	108	80	70	47	60	88	69	73	67	62	56	899	▲	899
Other		2017	350	47	86	24	22	47	40	159	1,213	1,147	966	44	4,145	94%	4,145
		2016	419	165	200	246	82	80	65	268	63	66	102	379	2,135	▲	2,135

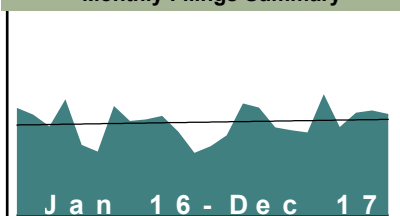
January 2016 -- December 2017 Filings

Dashboard

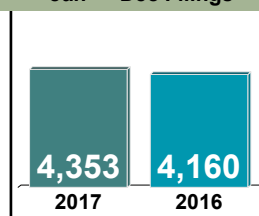
Court: Washington Circuit
 Start/End Date: Jan-16 / Dec-17
 2016 Average Month: 347
 Jan-Dec 2016: 4,160
 Filings Trending: ▲

Circuit/Court ID: 28
 228191
 Type of Case: Filings
 2017 Average Month: 363
 Jan-Dec 2017 : 4,353
 Overall AVG. Month: 355

Monthly Filings Summary



Jan --- Dec Filings



Filings by Division

		Jan	Feb	Mar	Apr	May	Jun	Jul	Aug	Sep	Oct	Nov	Dec	Thru Dec	% Change	Total
Total	2017	263	305	426	410	335	324	315	462	336	391	400	386	4,353	5%	4,353
	2016	409	384	339	442	268	243	417	359	365	379	318	237	4,160	▲	4,160
Civil	2017	35	32	53	33	31	48	25	53	32	47	34	49	472	-6%	472
	2016	31	34	53	41	32	42	40	51	57	41	45	36	503	▼	503
Criminal	2017	106	143	200	209	183	149	133	217	129	153	178	162	1,962	0%	1,962
	2016	194	149	119	252	144	108	237	149	169	201	143	106	1,971	▼	1,971
Miscellaneous	2017	122	129	172	167	120	126	155	190	174	189	187	174	1,905	13%	1,905
	2016	183	200	166	149	92	93	140	159	137	137	128	95	1,679	▲	1,679
Other	2017	-	1	1	1	1	1	2	2	1	2	1	1	14	100%	14
	2016	1	1	1	-	-	-	-	-	2	-	2	-	7	▲	7

Filings by Division & Case Category

			Jan	Feb	Mar	Apr	May	Jun	Jul	Aug	Sep	Oct	Nov	Dec	Thru Dec	% Change	Total
Civil	Administrative Law	2017	2	-	-	-	-	-	-	-	-	-	-	-	2	-75%	2
		2016	-	-	4	-	-	-	-	-	-	2	2	-	8	▼	8
	Contested Divorce	2017	8	3	5	8	1	4	4	2	9	9	4	3	60	-31%	60
		2016	8	8	10	6	5	8	1	12	8	9	5	7	87	▼	87
	Domestic and Family - Level 1	2017	3	1	4	-	2	5	-	17	1	-	2	1	36	16%	36
		2016	2	-	3	2	1	1	3	1	3	1	11	3	31	▲	31
	Domestic and Family - Level 2	2017	1	1	4	2	2	2	4	1	4	7	1	4	33	-3%	33
		2016	-	3	7	4	2	1	3	1	3	5	5	-	34	▼	34
	General Civil - Level 1	2017	1	-	3	1	-	-	-	-	-	-	1	3	9	80%	9
		2016	-	-	-	-	-	-	-	-	1	2	-	1	5	▲	5
	General Civil - Level 2	2017	4	6	9	9	7	16	6	15	9	11	11	11	114	52%	114
		2016	4	3	5	3	7	10	6	8	15	2	4	8	75	▲	75
	General Civil - Level 3	2017	3	3	6	2	3	2	2	4	4	9	5	12	55	31%	55
		2016	4	3	5	4	3	6	2	4	3	1	2	5	42	▲	42
Probates/Wills & Trusts - Level 1	2017	1	1	2	1	2	3	-	1	1	-	-	-	12	-14%	12	
	2016	-	-	1	-	-	2	4	-	1	3	3	-	14	▼	14	
Probates/Wills & Trusts - Level 2	2017	1	4	2	2	-	2	-	2	-	2	2	2	19	-39%	19	
	2016	1	3	3	3	2	2	4	5	5	3	-	-	31	▼	31	
Protective Orders	2017	-	-	-	-	-	1	-	-	1	-	-	-	2	-67%	2	
	2016	1	-	-	1	-	-	1	-	-	-	1	1	6	▼	6	
Uncontested Divorce	2017	11	13	18	8	14	13	9	11	3	9	8	13	130	-24%	130	
	2016	11	14	15	18	12	12	16	19	15	14	13	11	170	▼	170	
Criminal	Felonies and Related Matters	2017	90	119	153	179	91	100	86	177	99	104	135	97	1,430	-8%	1,430
		2016	124	115	94	229	117	82	212	78	137	183	102	75	1,548	▼	1,548
	Misdemeanor	2017	13	20	27	24	24	37	34	33	16	40	29	47	344	32%	344
		2016	36	26	19	20	26	26	14	13	22	10	27	22	261	▲	261
	Other Criminally Related Matters	2017	3	4	20	6	68	12	13	7	14	9	14	18	188	16%	188
		2016	34	8	6	3	1	-	11	58	10	8	14	9	162	▲	162
	Miscellaneous	2017	122	129	172	167	120	126	155	190	174	189	187	174	1,905	13%	1,905
		2016	183	200	166	149	92	93	140	159	137	137	128	95	1,679	▲	1,679
	Other	2017	-	1	1	1	1	1	2	2	1	2	1	1	14	100%	14
		2016	1	1	1	-	-	-	-	-	2	-	2	-	7	▲	7


January 2016 -- December 2017 Filings

Dashboard

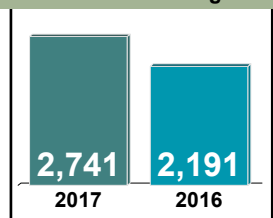
Court: Bristol Circuit
 Start/End Date: Jan-16 / Dec-17
 2016 Average Month: 183
 Jan-Dec 2016: 2,191
 Filings Trending: ▲

Circuit/Court ID: 28
 228520
 Type of Case: Filings
 2017 Average Month: 228
 Jan-Dec 2017 : 2,741
 Overall AVG. Month: 206

Monthly Filings Summary



Jan --- Dec Filings



Filings by Division

		Jan	Feb	Mar	Apr	May	Jun	Jul	Aug	Sep	Oct	Nov	Dec	Thru Dec	% Change	Total
Total	2017	205	184	233	146	233	190	225	404	206	240	207	268	2,741	25%	2,741
	2016	220	292	178	184	163	156	196	152	134	188	233	95	2,191	▲	2,191
Civil	2017	13	21	17	11	24	26	21	19	13	19	16	15	215	12%	215
	2016	19	19	20	16	9	16	13	17	14	26	7	16	192	▲	192
Criminal	2017	118	81	139	80	154	88	143	324	141	157	135	122	1,682	33%	1,682
	2016	108	190	92	106	113	85	94	80	67	116	183	34	1,268	▲	1,268
Miscellaneous	2017	49	55	51	35	36	45	34	40	35	40	49	50	519	-3%	519
	2016	65	64	51	35	32	34	72	36	41	37	33	36	536	▼	536
Other	2017	25	27	26	20	19	31	27	21	17	24	7	81	325	67%	325
	2016	28	19	15	27	9	21	17	19	12	9	10	9	195	▲	195

Filings by Division & Case Category

			Jan	Feb	Mar	Apr	May	Jun	Jul	Aug	Sep	Oct	Nov	Dec	Thru Dec	% Change	Total
Civil	Administrative Law	2017	-	2	-	-	1	-	-	-	1	-	-	-	4	300%	4
		2016	-	1	-	-	-	-	-	-	-	-	-	-	1	▲	1
	Contested Divorce	2017	1	2	2	1	2	4	2	1	-	3	1	-	19	-5%	19
		2016	-	3	2	2	2	-	2	2	1	-	2	4	20	▼	20
	Domestic and Family - Level 1	2017	1	2	4	-	9	3	3	3	2	-	1	-	28	4%	28
		2016	8	1	1	2	-	1	2	1	1	6	-	4	27	▲	27
	Domestic and Family - Level 2	2017	-	-	1	-	1	1	1	3	-	1	1	2	11	57%	11
		2016	-	2	-	1	-	-	1	-	1	2	-	-	7	▲	7
	General Civil - Level 1	2017	-	-	-	-	-	2	2	-	-	-	-	1	5	150%	5
		2016	-	-	-	-	-	-	-	1	-	-	1	-	2	▲	2
	General Civil - Level 2	2017	4	5	5	4	6	8	3	7	3	4	3	3	55	17%	55
		2016	5	5	4	3	2	4	4	5	3	7	3	2	47	▲	47
	General Civil - Level 3	2017	4	1	2	1	1	2	6	1	4	5	7	4	38	100%	38
		2016	-	1	1	3	2	6	-	2	1	2	1	-	19	▲	19
Probates/Wills & Trusts - Level 2	2017	-	1	-	1	-	-	1	1	-	-	-	2	6	200%	6	
	2016	-	-	-	1	-	-	1	-	-	-	-	-	2	▲	2	
Protective Orders	2017	-	-	-	-	-	-	-	-	-	-	-	-	0	-100%	0	
	2016	1	-	-	-	-	1	-	1	-	-	-	-	3	▼	3	
Uncontested Divorce	2017	3	8	3	4	4	6	3	3	3	6	3	3	49	-23%	49	
	2016	5	6	12	4	3	4	3	5	7	8	1	6	64	▼	64	
Criminal	Capital Murder	2017	-	-	-	-	-	-	-	-	-	-	6	-	6	6	6
		2016	-	-	-	-	-	-	-	-	-	-	-	-	0	↔	0
	Felonies and Related Matters	2017	99	67	94	59	123	73	132	302	120	128	114	86	1,397	38%	1,397
		2016	72	162	75	87	83	71	82	66	52	96	145	21	1,012	▲	1,012
	Misdemeanor	2017	18	6	45	14	17	14	9	16	17	27	13	35	231	9%	231
		2016	34	28	14	16	30	10	12	11	7	19	21	9	211	▲	211
	Other Criminally Related Matters	2017	1	8	-	7	14	1	2	6	4	2	2	1	48	7%	48
		2016	2	-	3	3	-	4	-	3	8	1	17	4	45	▲	45
	Miscellaneous	2017	49	55	51	35	36	45	34	40	35	40	49	50	519	-3%	519
		2016	65	64	51	35	32	34	72	36	41	37	33	36	536	▼	536
	Other	2017	25	27	26	20	19	31	27	21	17	24	7	81	325	67%	325
		2016	28	19	15	27	9	21	17	19	12	9	10	9	195	▲	195


January 2016 -- December 2017 Filings

Dashboard

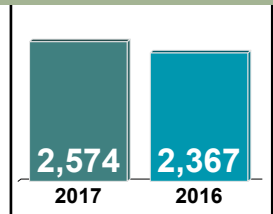
Court: Buchanan Circuit
Start/End Date: Jan-16 / Dec-17
2016 Average Month: 197
Jan-Dec 2016: 2,367
Filings Trending: ▲

Circuit/Court ID: 29
229027
Type of Case: Filings
2017 Average Month: 215
Jan-Dec 2017 : 2,574
Overall AVG. Month: 206

Monthly Filings Summary



Jan --- Dec Filings



Filings by Division

		Jan	Feb	Mar	Apr	May	Jun	Jul	Aug	Sep	Oct	Nov	Dec	Thru Dec	% Change	Total
Total	2017	284	132	115	356	154	161	177	190	167	212	561	65	2,574	9%	2,574
	2016	319	113	263	263	108	119	199	408	124	227	163	61	2,367	▲	2,367
Civil	2017	17	20	33	24	22	35	26	27	20	19	25	12	280	0%	280
	2016	32	20	28	21	15	38	13	15	35	27	27	10	281	▼	281
Criminal	2017	200	47	27	296	86	52	112	115	89	142	483	14	1,663	23%	1,663
	2016	214	28	167	167	55	34	120	328	40	117	65	13	1,348	▲	1,348
Miscellaneous	2017	66	65	55	35	44	74	39	47	58	51	53	39	626	-15%	626
	2016	73	64	66	75	38	46	66	65	49	83	71	38	734	▼	734
Other	2017	1	-	-	1	2	-	-	1	-	-	-	-	5	25%	5
	2016	-	1	2	-	-	1	-	-	-	-	-	-	4	▲	4

Filings by Division & Case Category

			Jan	Feb	Mar	Apr	May	Jun	Jul	Aug	Sep	Oct	Nov	Dec	Thru Dec	% Change	Total
Civil	Administrative Law	2017	-	-	-	-	1	4	1	-	-	-	-	-	6	500%	6
		2016	-	-	-	-	-	-	-	-	-	-	1	-	1	▲	1
	Contested Divorce	2017	2	-	5	3	2	2	1	2	3	2	3	-	25	39%	25
		2016	2	-	6	1	-	2	-	1	1	2	1	2	18	▲	18
	Domestic and Family - Level 1	2017	2	1	4	-	7	4	8	1	4	2	4	6	43	-51%	43
		2016	10	6	3	1	6	15	2	2	18	11	13	-	87	▼	87
	Domestic and Family - Level 2	2017	1	1	4	7	-	4	5	5	1	-	2	-	30	30%	30
		2016	1	1	2	3	2	3	2	1	3	2	2	1	23	▲	23
	General Civil - Level 1	2017	-	-	-	-	1	1	1	-	-	-	-	-	3	-25%	3
		2016	2	-	1	-	-	-	-	-	-	-	1	-	4	▼	4
	General Civil - Level 2	2017	2	7	13	3	4	6	2	11	4	7	9	2	70	40%	70
		2016	5	5	10	7	2	7	2	5	2	2	1	2	50	▲	50
	General Civil - Level 3	2017	2	7	1	4	1	9	2	2	4	1	3	1	37	16%	37
		2016	5	2	2	5	3	3	3	2	3	3	-	1	32	▲	32
Probates/Wills & Trusts - Level 2	2017	2	1	1	1	1	1	-	-	1	2	-	-	10	-9%	10	
	2016	-	-	-	-	-	-	2	-	2	3	2	2	11	▼	11	
Protective Orders	2017	-	-	-	1	1	1	1	1	-	1	-	1	7	17%	7	
	2016	-	-	-	1	1	-	-	1	3	-	-	-	6	▲	6	
Uncontested Divorce	2017	6	3	5	5	4	3	5	5	3	4	4	2	49	0%	49	
	2016	7	6	4	3	1	8	2	3	3	3	7	2	49	↔	49	
Criminal	Felonies and Related Matters	2017	180	34	21	238	72	43	74	85	70	117	424	10	1,368	31%	1,368
		2016	163	13	124	137	34	26	94	283	27	84	52	7	1,044	▲	1,044
	Misdemeanor	2017	20	8	6	55	8	7	33	11	15	23	58	2	246	-6%	246
		2016	31	13	42	28	19	8	26	45	9	28	8	6	263	▼	263
	Other Criminally Related Matters	2017	-	5	-	3	6	2	5	19	4	2	1	2	49	20%	49
		2016	20	2	1	2	2	-	-	-	4	5	5	-	41	▲	41
	Miscellaneous	2017	66	65	55	35	44	74	39	47	58	51	53	39	626	-15%	626
		2016	73	64	66	75	38	46	66	65	49	83	71	38	734	▼	734
	Other	2017	1	-	-	1	2	-	-	1	-	-	-	-	5	25%	5
		2016	-	1	2	-	-	1	-	-	-	-	-	-	4	▲	4

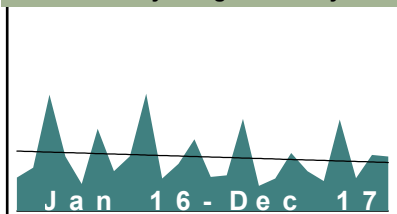
January 2016 -- December 2017 Filings

Dashboard

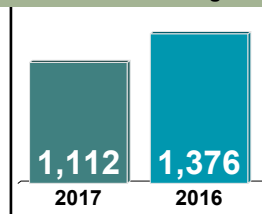
Court: Dickenson Circuit
Start/End Date: Jan-16 / Dec-17
2016 Average Month: 115
Jan-Dec 2016: 1,376
Filings Trending: ▼

Circuit/Court ID: 29
229051
Type of Case: Filings
2017 Average Month: 93
Jan-Dec 2017 : 1,112
Overall AVG. Month: 104

Monthly Filings Summary



Jan --- Dec Filings



Filings by Division

		Jan	Feb	Mar	Apr	May	Jun	Jul	Aug	Sep	Oct	Nov	Dec	Thru Dec	% Change	Total
Total	2017	65	68	176	48	62	111	76	57	175	63	107	104	1,112	-19%	1,112
	2016	64	83	222	104	52	157	76	105	224	62	90	137	1,376	▼	1,376
Civil	2017	18	23	26	9	14	16	13	15	20	17	17	22	210	6%	210
	2016	6	14	19	20	15	25	18	21	16	14	18	13	199	▲	199
Criminal	2017	10	10	95	13	15	46	38	10	102	11	22	38	410	-40%	410
	2016	11	11	149	55	9	91	10	29	165	15	34	99	678	▼	678
Miscellaneous	2017	32	30	45	22	28	35	23	26	39	33	48	34	395	-4%	395
	2016	38	48	40	26	25	31	42	46	35	31	31	18	411	▼	411
Other	2017	5	5	10	4	5	14	2	6	14	2	20	10	97	10%	97
	2016	9	10	14	3	3	10	6	9	8	2	7	7	88	▲	88

Filings by Division & Case Category

		Jan	Feb	Mar	Apr	May	Jun	Jul	Aug	Sep	Oct	Nov	Dec	Thru Dec	% Change	Total
Civil	Administrative Law	2017	-	-	-	-	1	1	1	-	-	-	1	4	4	4
		2016	-	-	-	-	-	-	-	-	-	-	-	0	↔	0
	Contested Divorce	2017	3	3	7	1	3	-	2	2	2	2	-	25	0%	25
		2016	-	3	2	3	1	2	5	1	1	2	3	25	↔	25
	Domestic and Family - Level 1	2017	4	-	1	4	-	4	1	3	1	2	4	24	-23%	24
		2016	-	2	3	3	2	8	4	4	1	3	-	31	▼	31
	Domestic and Family - Level 2	2017	2	4	2	1	2	3	3	3	2	5	1	29	61%	29
		2016	-	3	1	3	4	1	-	-	-	4	1	18	▲	18
	General Civil - Level 1	2017	-	1	-	-	-	1	-	-	-	-	-	2	-67%	2
		2016	-	-	-	-	-	5	-	1	-	-	-	6	▼	6
	General Civil - Level 2	2017	4	4	3	-	4	-	2	8	2	1	5	39	34%	39
		2016	1	1	3	3	-	4	2	2	3	3	3	29	▲	29
	General Civil - Level 3	2017	1	-	2	-	1	2	3	-	7	3	5	24	-25%	24
		2016	1	4	4	1	1	5	2	4	3	1	2	32	▼	32
Criminal	Probates/Wills & Trusts - Level 1	2017	-	-	-	1	-	-	-	-	-	-	-	1	0%	1
		2016	-	-	-	1	-	-	-	-	-	-	-	1	↔	1
	Probates/Wills & Trusts - Level 2	2017	1	4	2	-	2	-	-	1	-	-	2	12	100%	12
		2016	-	-	1	-	-	-	-	-	2	2	1	6	▲	6
	Protective Orders	2017	-	-	-	-	-	-	-	-	-	-	-	0	-100%	0
		2016	-	-	-	-	1	-	-	-	-	-	-	1	▼	1
	Uncontested Divorce	2017	3	7	9	2	5	4	3	3	3	4	4	50	0%	50
		2016	4	1	5	6	6	5	4	4	4	3	3	50	↔	50
	Capital Murder	2017	-	-	-	-	-	-	-	-	-	-	-	0	-100%	0
		2016	-	-	15	-	-	-	-	-	-	-	-	15	▼	15
	Felonies and Related Matters	2017	9	9	90	8	9	37	7	80	9	21	36	348	-43%	348
		2016	11	5	128	48	6	82	8	27	157	14	30	610	▼	610
	Misdemeanor	2017	1	1	5	3	6	9	4	3	22	2	1	59	23%	59
		2016	-	5	5	7	3	9	1	2	7	1	4	48	▲	48
	Other Criminally Related Matters	2017	-	-	-	2	-	-	1	-	-	-	-	3	-40%	3
		2016	-	1	1	-	-	1	-	1	-	-	1	5	▼	5
Miscellaneous		2017	32	30	45	22	28	35	23	26	39	33	48	395	-4%	395
		2016	38	48	40	26	25	31	42	46	35	31	31	411	▼	411
Other		2017	5	5	10	4	5	14	2	6	14	2	20	97	10%	97
		2016	9	10	14	3	3	10	6	9	8	2	7	88	▲	88


January 2016 -- December 2017 Filings

Dashboard

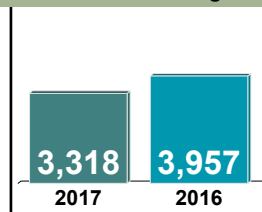
Court: Russell Circuit
 Start/End Date: Jan-16 / Dec-17
 2016 Average Month: 330
 Jan-Dec 2016: 3,957
 Filings Trending: ▼

Circuit/Court ID: 29
 229167
 Type of Case: Filings
 2017 Average Month: 277
 Jan-Dec 2017 : 3,318
 Overall AVG. Month: 303

Monthly Filings Summary



Jan --- Dec Filings



Filings by Division

		Jan	Feb	Mar	Apr	May	Jun	Jul	Aug	Sep	Oct	Nov	Dec	Thru Dec	% Change	Total
Total	2017	202	414	243	178	344	175	154	467	193	298	383	267	3,318	-16%	3,318
	2016	271	584	456	340	371	180	187	553	179	166	431	239	3,957	▼	3,957
Civil	2017	27	25	31	38	36	17	25	41	20	45	26	19	350	-10%	350
	2016	24	42	33	54	24	29	23	38	37	29	25	30	388	▼	388
Criminal	2017	73	287	109	71	214	67	54	331	96	142	253	118	1,815	1%	1,815
	2016	90	313	148	109	141	48	27	394	69	46	301	115	1,801	▲	1,801
Miscellaneous	2017	75	83	79	53	62	72	53	78	63	81	82	107	888	-10%	888
	2016	109	117	108	79	84	52	101	77	54	69	72	69	991	▼	991
Other	2017	27	19	24	16	32	19	22	17	14	30	22	23	265	-66%	265
	2016	48	112	167	98	122	51	36	44	19	22	33	25	777	▼	777

Filings by Division & Case Category

			Jan	Feb	Mar	Apr	May	Jun	Jul	Aug	Sep	Oct	Nov	Dec	Thru Dec	% Change	Total
Civil	Administrative Law	2017	-	-	-	-	-	-	1	-	-	-	-	-	1	0%	1
		2016	-	-	-	1	-	-	-	-	-	-	-	-	1	↔	1
	Contested Divorce	2017	2	3	3	3	8	5	3	5	5	7	3	4	51	19%	51
		2016	3	7	2	3	2	2	2	5	2	7	4	4	43	▲	43
	Domestic and Family - Level 1	2017	10	2	3	6	4	-	-	6	2	12	4	2	51	-43%	51
		2016	-	13	9	18	4	5	-	11	17	6	1	5	89	▼	89
	Domestic and Family - Level 2	2017	2	4	1	1	2	-	7	6	1	4	3	1	32	7%	32
		2016	1	-	4	3	5	1	2	3	5	1	-	5	30	▲	30
	General Civil - Level 1	2017	1	-	-	1	1	-	-	-	-	-	-	-	3	-50%	3
		2016	1	-	1	-	-	1	-	-	1	-	-	1	6	▼	6
	General Civil - Level 2	2017	3	1	3	13	1	2	5	3	2	3	6	2	44	-25%	44
		2016	9	4	4	6	1	8	5	8	3	4	3	4	59	▼	59
	General Civil - Level 3	2017	2	3	13	1	9	2	1	6	2	2	1	4	46	-13%	46
		2016	4	3	3	6	4	6	7	4	6	1	5	4	53	▼	53
Probates/Wills & Trusts - Level 1	2017	-	-	-	-	-	-	-	-	-	1	-	-	1	-50%	1	
	2016	-	1	-	-	1	-	-	-	-	-	-	-	2	▼	2	
Probates/Wills & Trusts - Level 2	2017	-	1	1	3	2	1	2	3	2	-	-	-	15	50%	15	
	2016	1	4	-	1	1	1	1	1	-	-	-	-	10	▲	10	
Protective Orders	2017	-	-	-	-	1	-	-	-	-	-	-	-	1	0%	1	
	2016	-	-	1	-	-	-	-	-	-	-	-	-	1	↔	1	
Uncontested Divorce	2017	7	11	7	10	8	7	6	12	5	17	9	6	105	12%	105	
	2016	5	10	9	16	6	5	6	6	3	10	11	7	94	▲	94	
Criminal	Felonies and Related Matters	2017	52	255	93	59	163	47	29	248	68	111	219	74	1,418	-6%	1,418
		2016	80	297	132	89	114	34	22	340	48	28	222	99	1,505	▼	1,505
	Misdemeanor	2017	21	32	11	10	49	20	22	83	28	30	31	42	379	40%	379
		2016	7	12	14	15	26	12	4	54	18	17	79	12	270	▲	270
	Other Criminally Related Matters	2017	-	-	5	2	2	-	3	-	-	1	3	2	18	-31%	18
		2016	3	4	2	5	1	2	1	-	3	1	-	4	26	▼	26
	Miscellaneous	2017	75	83	79	53	62	72	53	78	63	81	82	107	888	-10%	888
	2016	109	117	108	79	84	52	101	77	54	69	72	69	991	▼	991	
Other	2017	27	19	24	16	32	19	22	17	14	30	22	23	265	-66%	265	
	2016	48	112	167	98	122	51	36	44	19	22	33	25	777	▼	777	

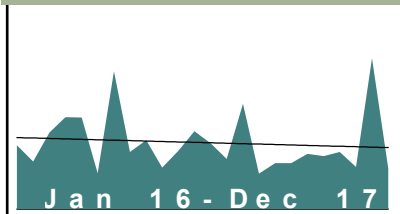
January 2016 -- December 2017 Filings

Dashboard

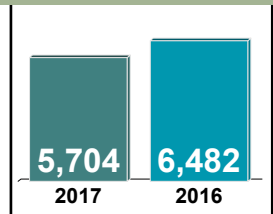
Court: Tazewell Circuit
 Start/End Date: Jan-16 / Dec-17
 2016 Average Month: 540
 Jan-Dec 2016: 6,482
 Filings Trending: ▼

Circuit/Court ID: 29
 229185
 Type of Case: Filings
 2017 Average Month: 475
 Jan-Dec 2017 : 5,704
 Overall AVG. Month: 508

Monthly Filings Summary



Jan --- Dec Filings



Filings by Division

		Jan	Feb	Mar	Apr	May	Jun	Jul	Aug	Sep	Oct	Nov	Dec	Thru Dec	% Change	Total
Total	2017	501	383	805	270	351	350	421	404	437	321	1,151	310	5,704	-12%	5,704
	2016	487	362	585	701	698	274	1,052	437	527	317	447	595	6,482	▼	6,482
Civil	2017	44	31	50	41	55	43	36	54	27	25	44	36	486	-15%	486
	2016	38	56	52	56	47	51	43	39	35	55	50	48	570	▼	570
Criminal	2017	337	217	644	146	190	205	301	262	331	171	968	154	3,926	-10%	3,926
	2016	280	113	378	517	553	105	913	239	371	145	300	458	4,372	▼	4,372
Miscellaneous	2017	111	128	108	75	101	89	80	85	74	117	131	109	1,208	-17%	1,208
	2016	163	182	148	123	91	110	91	151	115	109	89	79	1,451	▼	1,451
Other	2017	9	7	3	8	5	13	4	3	5	8	8	11	84	-6%	84
	2016	6	11	7	5	7	8	5	8	6	8	8	10	89	▼	89

Filings by Division & Case Category

			Jan	Feb	Mar	Apr	May	Jun	Jul	Aug	Sep	Oct	Nov	Dec	Thru Dec	% Change	Total	
Civil	Administrative Law	2017	-	-	-	1	-	1	-	-	-	-	-	-	2	-82%	2	
		2016	1	-	1	1	-	3	-	-	2	3	-	-	11	▼	11	
	Contested Divorce	2017	5	6	4	9	5	7	9	5	5	4	9	4	72	26%	72	
		2016	2	9	6	8	8	3	3	3	5	4	3	3	57	▲	57	
	Domestic and Family - Level 1	2017	4	1	3	3	4	4	9	6	7	2	2	1	46	-15%	46	
		2016	2	10	2	6	1	5	10	5	1	6	5	1	54	▼	54	
	Domestic and Family - Level 2	2017	2	2	3	3	8	4	2	5	6	3	4	3	45	-18%	45	
		2016	2	9	9	6	5	6	4	3	1	3	3	4	55	▼	55	
	General Civil - Level 1	2017	-	-	-	-	-	-	-	2	1	-	-	-	1	4	-33%	4
		2016	-	-	-	-	1	-	1	1	-	-	2	1	6	▼	6	
	General Civil - Level 2	2017	11	6	10	9	8	9	4	10	3	8	11	6	95	7%	95	
		2016	4	5	7	11	10	8	4	6	7	14	8	5	89	▲	89	
	General Civil - Level 3	2017	7	3	7	3	10	4	1	7	-	1	6	9	58	-28%	58	
		2016	5	4	4	3	5	14	8	3	3	10	11	10	80	▼	80	
Criminal	Probates/Wills & Trusts - Level 1	2017	-	-	-	-	-	-	1	-	-	-	1	-	2	100%	2	
		2016	-	-	-	1	-	-	-	-	-	-	-	-	1	▲	1	
	Probates/Wills & Trusts - Level 2	2017	2	4	4	4	3	2	2	5	2	-	1	-	29	-19%	29	
		2016	4	-	3	3	2	1	-	3	7	2	2	9	36	▼	36	
	Uncontested Divorce	2017	13	9	19	9	17	12	8	14	3	7	10	12	133	-27%	133	
		2016	18	19	20	17	15	11	13	15	9	13	16	15	181	▼	181	
	Capital Murder	2017	-	-	1	-	-	-	-	-	-	-	-	-	1	0%	1	
		2016	-	-	-	-	-	-	-	-	-	-	1	-	1	↔	1	
	Felonies and Related Matters	2017	259	188	496	111	126	154	195	217	223	147	846	130	3,092	-10%	3,092	
		2016	195	84	299	442	402	78	766	184	262	106	249	379	3,446	▼	3,446	
	Misdemeanor	2017	72	26	142	30	62	48	102	44	105	20	119	20	790	-9%	790	
		2016	83	25	76	64	140	26	143	53	105	35	45	77	872	▼	872	
	Other Criminally Related Matters	2017	6	3	5	5	2	3	4	1	3	4	3	4	43	-19%	43	
		2016	2	4	3	11	11	1	4	2	4	3	6	2	53	▼	53	
Miscellaneous	2017	111	128	108	75	101	89	80	85	74	117	131	109	1,208	-17%	1,208		
	2016	163	182	148	123	91	110	91	151	115	109	89	79	1,451	▼	1,451		
Other	2017	9	7	3	8	5	13	4	3	5	8	8	11	84	-6%	84		
	2016	6	11	7	5	7	8	5	8	6	8	8	10	89	▼	89		

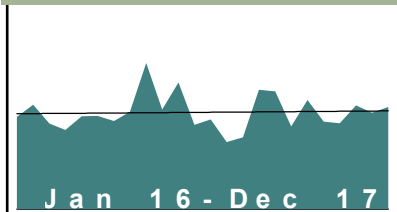
January 2016 -- December 2017 Filings

Dashboard

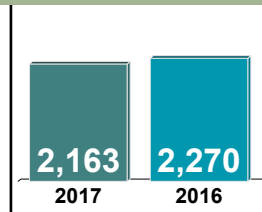
Court: Lee Circuit
Start/End Date: Jan-16 / Dec-17
2016 Average Month: 189
Jan-Dec 2016: 2,270
Filings Trending: ▼

Circuit/Court ID: 30
230105
Type of Case: Filings
2017 Average Month: 180
Jan-Dec 2017 : 2,163
Overall AVG. Month: 185

Monthly Filings Summary



Jan --- Dec Filings



Filings by Division

		Jan	Feb	Mar	Apr	May	Jun	Jul	Aug	Sep	Oct	Nov	Dec	Thru Dec	% Change	Total
Total	2017	171	128	137	228	225	158	208	167	164	198	184	195	2,163	-5%	2,163
	2016	176	199	163	151	177	178	168	186	279	190	242	161	2,270	▼	2,270
Civil	2017	16	13	25	23	15	32	29	30	29	26	19	14	271	4%	271
	2016	15	29	20	23	21	20	20	32	23	18	21	19	261	▲	261
Criminal	2017	100	63	40	154	166	85	147	94	90	126	102	126	1,293	-5%	1,293
	2016	101	112	66	89	112	112	98	91	198	112	159	106	1,356	▼	1,356
Miscellaneous	2017	50	48	67	45	41	38	26	37	38	43	62	55	550	-15%	550
	2016	60	58	77	38	44	46	48	63	58	59	62	35	648	▼	648
Other	2017	5	4	5	6	3	3	6	6	7	3	1	-	49	880%	49
	2016	-	-	-	1	-	-	2	-	-	1	-	1	5	▲	5

Filings by Division & Case Category

			Jan	Feb	Mar	Apr	May	Jun	Jul	Aug	Sep	Oct	Nov	Dec	Thru Dec	% Change	Total	
Civil	Administrative Law	2017	-	-	-	-	-	-	1	-	-	-	-	-	1	0%	1	
		2016	1	-	-	-	-	-	-	-	-	-	-	-	1	↔	1	
	Contested Divorce	2017	1	-	4	1	1	3	3	1	3	3	2	2	24	-11%	24	
		2016	1	3	6	2	2	1	1	1	4	3	3	-	27	▼	27	
	Domestic and Family - Level 1	2017	2	1	-	2	-	2	1	-	2	3	-	-	13	18%	13	
		2016	1	-	-	1	-	2	-	1	2	-	3	1	11	▲	11	
	Domestic and Family - Level 2	2017	4	-	4	3	4	6	3	7	5	3	2	4	45	-2%	45	
		2016	2	4	5	3	7	4	2	8	2	1	6	2	46	▼	46	
	General Civil - Level 1	2017	-	-	-	-	1	1	1	2	1	1	-	-	7	250%	7	
		2016	-	-	-	-	-	1	-	-	-	-	-	1	2	▲	2	
	General Civil - Level 2	2017	2	4	4	4	1	5	2	7	4	6	-	2	41	28%	41	
		2016	1	3	2	4	1	1	2	6	3	4	2	3	32	▲	32	
	General Civil - Level 3	2017	2	2	3	6	3	1	5	4	8	2	5	1	42	0%	42	
		2016	2	5	3	1	3	6	4	9	2	3	1	3	42	↔	42	
	Probates/Wills & Trusts - Level 1	2017	-	-	-	-	-	-	-	-	1	-	-	-	1	1	1	1
		2016	-	-	-	-	-	-	-	-	-	-	-	-	0	↔	0	
Probates/Wills & Trusts - Level 2	2017	2	-	-	-	1	7	3	1	3	3	6	3	29	61%	29		
	2016	2	4	-	4	1	1	-	1	2	1	1	1	18	▲	18		
Uncontested Divorce	2017	3	6	10	7	4	7	10	8	2	5	4	2	68	-17%	68		
	2016	5	10	4	8	7	4	11	6	8	6	5	8	82	▼	82		
Criminal	Felonies and Related Matters	2017	77	41	19	89	134	51	110	66	74	85	71	79	896	-9%	896	
		2016	63	91	47	62	87	81	78	57	146	86	119	65	982	▼	982	
	Misdemeanor	2017	22	16	20	21	22	27	26	20	14	28	23	34	273	-9%	273	
		2016	17	16	14	17	24	27	19	22	50	25	31	38	300	▼	300	
	Other Criminally Related Matters	2017	1	6	1	44	10	7	11	8	2	13	8	13	124	68%	124	
		2016	21	5	5	10	1	4	1	12	2	1	9	3	74	▲	74	
Miscellaneous		2017	50	48	67	45	41	38	26	37	38	43	62	55	550	-15%	550	
		2016	60	58	77	38	44	46	48	63	58	59	62	35	648	▼	648	
Other		2017	5	4	5	6	3	3	6	6	7	3	1	-	49	880%	49	
		2016	-	-	-	1	-	-	2	-	-	1	-	1	5	▲	5	

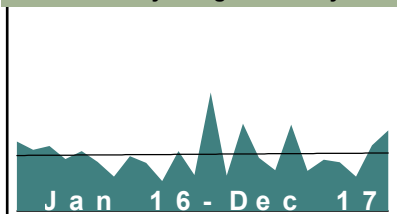
January 2016 -- December 2017 Filings

Dashboard

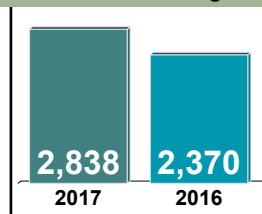
Court: Scott Circuit
Start/End Date: Jan-16 / Dec-17
2016 Average Month: 198
Jan-Dec 2016: 2,370
Filings Trending: ▲

Circuit/Court ID: 30
230169
Type of Case: Filings
2017 Average Month: 237
Jan-Dec 2017 : 2,838
Overall AVG. Month: 217

Monthly Filings Summary



Jan --- Dec Filings



Filings by Division

		Jan	Feb	Mar	Apr	May	Jun	Jul	Aug	Sep	Oct	Nov	Dec	Thru Dec	% Change	Total
Total	2017	453	135	334	203	156	330	154	196	186	132	251	308	2,838	20%	2,838
	2016	265	234	249	198	229	188	132	209	184	115	229	138	2,370	▲	2,370
Civil	2017	16	17	33	19	16	27	33	22	25	21	13	18	260	-2%	260
	2016	24	24	24	34	23	14	19	20	12	15	28	29	266	▼	266
Criminal	2017	363	43	201	139	87	240	72	114	108	55	169	192	1,783	33%	1,783
	2016	147	130	142	112	153	119	44	130	119	45	145	50	1,336	▲	1,336
Miscellaneous	2017	73	75	100	45	53	63	49	60	53	56	69	98	794	3%	794
	2016	94	80	83	52	53	55	69	59	53	55	56	59	768	▲	768
Other	2017	1	-	-	-	-	-	-	-	-	-	-	-	1	1	1
	2016	-	-	-	-	-	-	-	-	-	-	-	-	0	↔	0

Filings by Division & Case Category

			Jan	Feb	Mar	Apr	May	Jun	Jul	Aug	Sep	Oct	Nov	Dec	Thru Dec	% Change	Total	
Civil	Administrative Law	2017	-	-	-	-	-	-	1	-	-	-	-	-	1	-50%	1	
		2016	-	-	1	-	-	-	-	-	-	-	1	-	2	▼	2	
	Contested Divorce	2017	4	6	3	4	2	2	4	3	3	2	-	2	35	-34%	35	
		2016	3	4	6	7	6	5	8	3	1	1	5	4	53	▼	53	
	Domestic and Family - Level 1	2017	-	-	12	-	3	7	6	5	7	3	-	2	45	61%	45	
		2016	4	-	-	1	1	-	-	2	-	-	10	10	28	▲	28	
	Domestic and Family - Level 2	2017	1	-	3	1	2	-	1	-	3	1	1	4	17	183%	17	
		2016	-	1	1	1	1	1	-	1	-	-	-	-	6	▲	6	
	General Civil - Level 1	2017	-	-	-	1	-	-	-	3	-	-	-	-	4	-20%	4	
		2016	-	2	-	1	-	-	1	-	-	-	-	1	5	▼	5	
	General Civil - Level 2	2017	3	1	5	5	4	6	2	2	1	4	2	5	40	43%	40	
		2016	3	6	2	-	1	3	2	3	1	3	1	3	28	▲	28	
	General Civil - Level 3	2017	2	3	2	3	2	5	5	2	5	5	4	2	40	0%	40	
		2016	7	3	5	3	3	1	1	3	3	4	4	3	40	↔	40	
Probates/Wills & Trusts - Level 1	2017	-	-	-	-	-	-	-	1	-	-	-	-	1	1	1	1	
	2016	-	-	-	-	-	-	-	-	-	-	-	-	0	↔	0		
Probates/Wills & Trusts - Level 2	2017	1	1	-	1	1	1	3	4	1	2	2	1	18	-14%	18		
	2016	1	1	4	2	2	-	3	4	-	-	1	3	21	▼	21		
Uncontested Divorce	2017	5	6	8	4	2	6	11	2	5	4	4	2	59	-29%	59		
	2016	6	7	5	19	9	4	4	4	7	6	7	5	83	▼	83		
Criminal	Felonies and Related Matters	2017	310	17	142	103	49	212	37	58	62	20	129	128	1,267	56%	1,267	
		2016	98	75	74	72	82	86	16	77	96	18	102	16	812	▲	812	
	Misdemeanor	2017	45	25	48	32	32	26	25	45	40	28	38	56	440	4%	440	
		2016	43	52	46	34	54	25	20	42	21	18	40	29	424	▲	424	
	Other Criminally Related Matters	2017	8	1	11	4	6	2	10	11	6	7	2	8	76	-24%	76	
		2016	6	3	22	6	17	8	8	11	2	9	3	5	100	▼	100	
	Miscellaneous	2017	73	75	100	45	53	63	49	60	53	56	69	98	794	3%	794	
		2016	94	80	83	52	53	55	69	59	53	55	56	59	768	▲	768	
	Other	2017	1	-	-	-	-	-	-	-	-	-	-	-	1	1	1	1
		2016	-	-	-	-	-	-	-	-	-	-	-	-	0	↔	0	0


January 2016 -- December 2017 Filings

Dashboard

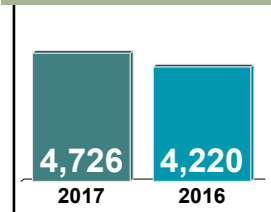
Court: Wise Circuit
Start/End Date: Jan-16 / Dec-17
2016 Average Month: 352
Jan-Dec 2016: 4,220
Filings Trending: ▲

Circuit/Court ID: 30
230195
Type of Case: Filings
2017 Average Month: 394
Jan-Dec 2017 : 4,726
Overall AVG. Month: 373

Monthly Filings Summary



Jan --- Dec Filings



Filings by Division

		Jan	Feb	Mar	Apr	May	Jun	Jul	Aug	Sep	Oct	Nov	Dec	Thru Dec	% Change	Total
Total	2017	530	395	533	273	314	294	309	535	306	393	330	514	4,726	12%	4,726
	2016	285	485	423	295	274	472	300	448	347	313	299	279	4,220	▲	4,220
Civil	2017	57	50	71	45	59	37	37	67	55	45	45	24	592	0%	592
	2016	41	49	54	46	50	53	56	37	68	59	34	45	592	↔	592
Criminal	2017	400	258	360	154	174	167	201	362	162	241	179	395	3,053	21%	3,053
	2016	154	313	253	162	157	353	136	304	182	173	176	170	2,533	▲	2,533
Miscellaneous	2017	70	82	97	71	78	83	71	103	85	96	106	93	1,035	-3%	1,035
	2016	85	119	114	85	66	63	107	107	94	80	86	62	1,068	▼	1,068
Other	2017	3	5	5	3	3	7	-	3	4	11	-	2	46	70%	46
	2016	5	4	2	2	1	3	1	-	3	1	3	2	27	▲	27

Filings by Division & Case Category

			Jan	Feb	Mar	Apr	May	Jun	Jul	Aug	Sep	Oct	Nov	Dec	Thru Dec	% Change	Total
Civil	Administrative Law	2017	-	1	1	1	1	-	-	-	-	-	-	-	4	-43%	4
		2016	1	-	-	-	-	-	-	-	1	1	3	1	-	7	▼
	Contested Divorce	2017	10	9	11	7	6	6	6	8	6	5	6	2	82	0%	82
		2016	5	7	12	10	6	6	10	4	7	4	6	5	82	↔	82
	Domestic and Family - Level 1	2017	22	10	5	9	11	3	4	11	8	5	5	1	94	19%	94
		2016	4	1	1	2	14	7	6	4	12	15	-	13	79	▲	79
	Domestic and Family - Level 2	2017	3	5	9	4	8	1	4	7	7	-	5	4	57	2%	57
		2016	2	3	6	3	7	6	12	3	6	3	4	1	56	▲	56
	General Civil - Level 1	2017	-	-	-	1	-	1	2	-	1	1	1	-	7	-50%	7
		2016	1	1	-	2	3	2	-	-	1	-	3	1	14	▼	14
	General Civil - Level 2	2017	6	2	11	4	7	3	5	5	11	5	7	2	68	-34%	68
		2016	4	11	14	9	7	10	6	10	10	9	1	12	103	▼	103
	General Civil - Level 3	2017	5	4	10	2	7	6	3	6	10	9	3	5	70	32%	70
		2016	4	1	3	6	5	2	4	3	10	6	3	6	53	▲	53
Probates/Wills & Trusts - Level 1	2017	-	-	-	-	1	-	-	-	-	-	-	-	1	0%	1	
	2016	1	-	-	-	-	-	-	-	-	-	-	-	1	↔	1	
Probates/Wills & Trusts - Level 2	2017	1	4	5	1	3	1	3	10	1	5	2	4	40	18%	40	
	2016	5	5	5	2	1	4	1	1	4	3	3	-	34	▲	34	
Uncontested Divorce	2017	10	15	19	16	15	16	10	20	11	15	16	6	169	4%	169	
	2016	14	20	13	12	7	16	17	11	17	16	13	7	163	▲	163	
Criminal	Capital Murder	2017	-	-	-	1	-	-	-	2	-	-	-	-	3	-25%	3
		2016	-	-	-	-	4	-	-	-	-	-	-	-	4	▼	4
	Felonies and Related Matters	2017	286	172	322	102	110	130	157	265	120	179	128	325	2,296	25%	2,296
		2016	101	250	158	120	113	313	83	215	135	112	122	116	1,838	▲	1,838
	Misdemeanor	2017	99	78	33	42	58	34	39	85	37	56	43	61	665	19%	665
		2016	42	51	81	32	34	31	36	74	40	51	43	44	559	▲	559
	Other Criminally Related Matters	2017	15	8	5	9	6	3	5	10	5	6	8	9	89	-33%	89
		2016	11	12	14	10	6	9	17	15	7	10	11	10	132	▼	132
Miscellaneous		2017	70	82	97	71	78	83	71	103	85	96	106	93	1,035	-3%	1,035
		2016	85	119	114	85	66	63	107	107	94	80	86	62	1,068	▼	1,068
Other		2017	3	5	5	3	3	7	-	3	4	11	-	2	46	70%	46
		2016	5	4	2	2	1	3	1	-	3	1	3	2	27	▲	27

January 2016 -- December 2017 Filings

Dashboard

Court: Prince William Circuit

Start/End Date: Jan-16 / Dec-17

2016 Average Month: 1,538

Jan-Dec 2016: 18,451

Filings Trending: ↔

Circuit/Court ID: 31

231153

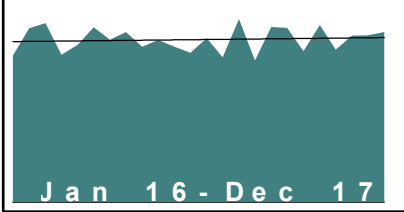
Type of Case: Filings

2017 Average Month: 1,565

Jan-Dec 2017 : 18,775

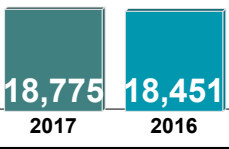
Overall AVG. Month: 1,551

Monthly Filings Summary



Jan 16 - Dec 17

Jan --- Dec Filings



18,775 18,451

2017 2016

Filings by Division																
		Jan	Feb	Mar	Apr	May	Jun	Jul	Aug	Sep	Oct	Nov	Dec	Thru Dec	% Change	Total
Total	2017	1,564	1,383	1,748	1,353	1,673	1,664	1,440	1,690	1,457	1,589	1,592	1,622	18,775	2%	18,775
	2016	1,399	1,659	1,709	1,406	1,502	1,669	1,549	1,622	1,482	1,547	1,483	1,424	18,451	▲	18,451
Civil	2017	236	248	284	261	290	283	227	291	268	264	254	242	3,148	-2%	3,148
	2016	204	269	273	248	291	301	281	307	299	248	252	245	3,218	▼	3,218
Criminal	2017	440	405	541	411	581	572	527	541	480	557	480	558	6,093	8%	6,093
	2016	394	487	479	432	518	506	482	522	493	531	411	401	5,656	▲	5,656
Miscellaneous	2017	766	672	826	610	695	741	615	751	638	710	777	742	8,543	0%	8,543
	2016	734	800	887	653	592	728	684	710	638	693	740	692	8,551	▼	8,551
Other	2017	122	58	97	71	107	68	71	107	71	58	81	80	991	-3%	991
	2016	67	103	70	73	101	134	102	83	52	75	80	86	1,026	▼	1,026

Filings by Division & Case Category																
		Jan	Feb	Mar	Apr	May	Jun	Jul	Aug	Sep	Oct	Nov	Dec	Thru Dec	% Change	Total
Civil	Administrative Law	2017	1	-	3	-	2	-	3	3	6	1	-	19	-34%	19
		2016	3	-	-	4	2	3	-	1	9	6	1	29	▼	29
	Contested Divorce	2017	29	37	46	30	26	20	23	35	24	27	37	365	-3%	365
		2016	23	37	27	30	35	39	36	37	45	28	19	377	▼	377
	Domestic and Family - Level 1	2017	13	10	16	21	25	21	24	33	19	19	20	234	-12%	234
		2016	20	17	25	21	19	23	29	26	21	12	32	266	▼	266
	Domestic and Family - Level 2	2017	13	8	21	11	15	18	8	15	12	9	9	154	-13%	154
		2016	7	11	20	7	21	25	15	20	18	10	15	178	▼	178
	General Civil - Level 1	2017	5	5	5	3	2	2	4	2	3	5	4	44	-2%	44
		2016	3	4	5	2	2	7	4	3	6	4	2	45	▼	45
	General Civil - Level 2	2017	56	82	77	71	75	91	58	77	86	78	73	893	-2%	893
		2016	55	86	67	62	80	90	77	93	78	70	68	907	▼	907
	General Civil - Level 3	2017	27	23	27	37	28	21	24	23	28	29	24	321	3%	321
		2016	24	25	25	21	51	21	19	21	19	25	33	311	▲	311
Criminal	Probates/Wills & Trusts - Level 1	2017	1	-	-	1	-	1	-	-	1	-	-	4	-56%	4
		2016	-	-	-	1	-	1	2	-	-	2	1	9	▼	9
	Probates/Wills & Trusts - Level 2	2017	11	9	10	14	12	13	7	14	8	6	12	125	12%	125
		2016	8	8	13	15	5	11	8	9	10	9	7	112	▲	112
	Protective Orders	2017	-	-	-	-	2	-	-	1	-	-	-	3	-63%	3
		2016	1	-	-	-	-	1	-	2	1	1	1	8	▼	8
	Uncontested Divorce	2017	80	74	79	73	103	96	79	89	84	84	74	986	1%	986
		2016	60	81	91	85	76	80	91	96	91	81	73	976	▲	976
	Capital Murder	2017	-	-	-	-	-	-	-	-	1	-	-	1	-80%	1
		2016	-	-	-	5	-	-	-	-	-	-	-	5	▼	5
Criminal	Felonies and Related Matters	2017	309	255	302	284	331	346	315	329	279	389	289	3,786	11%	3,786
		2016	197	307	306	309	318	270	267	315	287	332	226	3,397	▲	3,397
	Misdemeanor	2017	89	91	138	79	141	121	132	117	92	121	117	1,373	10%	1,373
		2016	121	96	103	72	119	134	104	105	95	130	96	1,249	▲	1,249
	Other Criminally Related Matters	2017	42	59	101	48	109	105	80	95	109	46	74	933	-7%	933
		2016	76	84	70	46	81	102	111	102	111	69	89	1,005	▼	1,005
Miscellaneous		2017	766	672	826	610	695	741	615	751	638	710	777	8,543	0%	8,543
		2016	734	800	887	653	592	728	684	710	638	693	740	8,551	▼	8,551
Other		2017	122	58	97	71	107	68	71	107	71	58	81	991	-3%	991
		2016	67	103	70	73	101	134	102	83	52	75	80	1,026	▼	1,026