

January 2016 -- April 2017 Filings

Dashboard

Court: Chesapeake Circuit

Circuit/Court ID: 1 201550

Start/End Date: Jan-16 / Apr-17

Type of Case: Filings

2016 Average Month: 1,338

2017 Average Month:1,430


Jan-Apr 2016: 5,788

Jan-Apr 2017 : 5,719

Filings Trending: ↔

Overall AVG. Month: 1,361

Monthly Filings Summary



Jan --- Apr Filings

5,719

5,788

2017

2016

| Filings by Division |      |       |       |       |       |       |       |       |       |       |       |       |       |          |          |        |
|---------------------|------|-------|-------|-------|-------|-------|-------|-------|-------|-------|-------|-------|-------|----------|----------|--------|
|                     |      | Jan   | Feb   | Mar   | Apr   | May   | Jun   | Jul   | Aug   | Sep   | Oct   | Nov   | Dec   | Thru Apr | % Change | Total  |
| Total               | 2017 | 1,428 | 1,325 | 1,691 | 1,275 | -     | -     | -     | -     | -     | -     | -     | -     | 5,719    | -1%      | 5,719  |
|                     | 2016 | 1,273 | 1,445 | 1,573 | 1,497 | 1,213 | 1,254 | 1,383 | 1,360 | 1,184 | 1,339 | 1,390 | 1,149 | 5,788    | ▼        | 16,060 |
| Civil               | 2017 | 182   | 144   | 200   | 183   | -     | -     | -     | -     | -     | -     | -     | -     | 709      | -4%      | 709    |
|                     | 2016 | 190   | 188   | 190   | 172   | 205   | 146   | 137   | 222   | 151   | 180   | 152   | 171   | 740      | ▼        | 2,104  |
| Criminal            | 2017 | 603   | 585   | 766   | 597   | -     | -     | -     | -     | -     | -     | -     | -     | 2,551    | 5%       | 2,551  |
|                     | 2016 | 403   | 545   | 755   | 719   | 541   | 613   | 664   | 546   | 514   | 669   | 691   | 427   | 2,422    | ▲        | 7,087  |
| Miscellaneous       | 2017 | 462   | 483   | 542   | 361   | -     | -     | -     | -     | -     | -     | -     | -     | 1,848    | -9%      | 1,848  |
|                     | 2016 | 559   | 583   | 489   | 397   | 335   | 390   | 426   | 433   | 385   | 388   | 431   | 447   | 2,028    | ▼        | 5,263  |
| Other               | 2017 | 181   | 113   | 183   | 134   | -     | -     | -     | -     | -     | -     | -     | -     | 611      | 2%       | 611    |
|                     | 2016 | 121   | 129   | 139   | 209   | 132   | 105   | 156   | 159   | 134   | 102   | 116   | 104   | 598      | ▲        | 1,606  |

| Filings by Division & Case Category |                                   |      |     |     |     |     |     |     |     |     |     |     |     |          |          |       |
|-------------------------------------|-----------------------------------|------|-----|-----|-----|-----|-----|-----|-----|-----|-----|-----|-----|----------|----------|-------|
|                                     |                                   | Jan  | Feb | Mar | Apr | May | Jun | Jul | Aug | Sep | Oct | Nov | Dec | Thru Apr | % Change | Total |
| Civil                               | Administrative Law                | 2017 | -   | 2   | 4   | -   | -   | -   | -   | -   | -   | -   | -   | 6        | -45%     | 6     |
|                                     |                                   | 2016 | 3   | 3   | 3   | 2   | -   | 2   | -   | 5   | 2   | 2   | 4   | 11       | ▼        | 28    |
|                                     | Contested Divorce                 | 2017 | 29  | 16  | 23  | 28  | -   | -   | -   | -   | -   | -   | -   | 96       | -29%     | 96    |
|                                     |                                   | 2016 | 27  | 37  | 35  | 36  | 29  | 23  | 18  | 31  | 30  | 21  | 18  | 135      | ▼        | 331   |
|                                     | Domestic and Family - Level 1     | 2017 | 12  | 7   | 10  | 8   | -   | -   | -   | -   | -   | -   | -   | 37       | -3%      | 37    |
|                                     |                                   | 2016 | 7   | 13  | 11  | 7   | 4   | 10  | 7   | 12  | 4   | 4   | 9   | 38       | ▼        | 92    |
|                                     | Domestic and Family - Level 2     | 2017 | 7   | 6   | 6   | 12  | -   | -   | -   | -   | -   | -   | -   | 31       | -21%     | 31    |
|                                     |                                   | 2016 | 5   | 7   | 11  | 16  | 5   | 8   | 5   | 8   | 3   | 7   | 2   | 39       | ▼        | 83    |
|                                     | General Civil - Level 1           | 2017 | 1   | -   | 3   | 1   | -   | -   | -   | -   | -   | -   | -   | 5        | -67%     | 5     |
|                                     |                                   | 2016 | 5   | 4   | 3   | 3   | 10  | 1   | 1   | 8   | 3   | 1   | 1   | 15       | ▼        | 42    |
|                                     | General Civil - Level 2           | 2017 | 40  | 20  | 34  | 37  | -   | -   | -   | -   | -   | -   | -   | 131      | -14%     | 131   |
|                                     |                                   | 2016 | 49  | 45  | 34  | 25  | 52  | 26  | 32  | 51  | 36  | 34  | 36  | 153      | ▼        | 454   |
|                                     | General Civil - Level 3           | 2017 | 25  | 13  | 29  | 27  | -   | -   | -   | -   | -   | -   | -   | 94       | 74%      | 94    |
|                                     |                                   | 2016 | 20  | 6   | 14  | 14  | 26  | 13  | 11  | 35  | 18  | 27  | 16  | 54       | ▲        | 231   |
| Criminal                            | Probates/Wills and Trusts - Level | 2017 | 1   | 1   | -   | -   | -   | -   | -   | -   | -   | -   | -   | 2        | 0%       | 2     |
|                                     |                                   | 2016 | -   | -   | 2   | -   | -   | -   | 3   | 1   | -   | -   | 2   | 2        | ↔        | 8     |
|                                     | Probates/Wills and Trusts - Level | 2017 | 6   | 5   | 10  | 8   | -   | -   | -   | -   | -   | -   | -   | 29       | 0%       | 29    |
|                                     |                                   | 2016 | 7   | 7   | 9   | 6   | 11  | 7   | 4   | 5   | 6   | 11  | 8   | 29       | ↔        | 92    |
|                                     | Uncontested Divorce               | 2017 | 61  | 74  | 81  | 62  | -   | -   | -   | -   | -   | -   | -   | 278      | 5%       | 278   |
|                                     |                                   | 2016 | 67  | 66  | 68  | 63  | 68  | 56  | 56  | 66  | 49  | 73  | 59  | 264      | ▲        | 743   |
|                                     | Misdemeanor                       | 2017 | 106 | 146 | 163 | 158 | -   | -   | -   | -   | -   | -   | -   | 573      | 12%      | 573   |
|                                     |                                   | 2016 | 83  | 142 | 142 | 146 | 107 | 129 | 118 | 140 | 114 | 132 | 138 | 513      | ▲        | 1,504 |
|                                     | Non-Capital Felonies and          | 2017 | 462 | 394 | 537 | 399 | -   | -   | -   | -   | -   | -   | -   | 1,792    | 3%       | 1,792 |
|                                     |                                   | 2016 | 292 | 358 | 554 | 529 | 385 | 437 | 491 | 370 | 369 | 503 | 512 | 1,733    | ▲        | 5,076 |
| Miscellaneous                       | Other Criminally Related Matters  | 2017 | 35  | 45  | 66  | 40  | -   | -   | -   | -   | -   | -   | -   | 186      | 6%       | 186   |
|                                     |                                   | 2016 | 28  | 45  | 59  | 44  | 49  | 47  | 55  | 36  | 31  | 34  | 41  | 176      | ▲        | 507   |
| Other                               | Miscellaneous                     | 2017 | 462 | 483 | 542 | 361 | -   | -   | -   | -   | -   | -   | -   | 1,848    | -9%      | 1,848 |
|                                     |                                   | 2016 | 559 | 583 | 489 | 397 | 335 | 390 | 426 | 433 | 385 | 388 | 431 | 2,028    | ▼        | 5,263 |
| Other                               | Other                             | 2017 | 181 | 113 | 183 | 134 | -   | -   | -   | -   | -   | -   | -   | 611      | 2%       | 611   |
|                                     |                                   | 2016 | 121 | 129 | 139 | 209 | 132 | 105 | 156 | 159 | 134 | 102 | 116 | 598      | ▲        | 1,606 |

January 2016 -- April 2017 Filings

Dashboard

Court: Accomack Circuit

Start/End Date: Jan-16 / Apr-17

2016 Average Month: 130

Jan-Apr 2016: 567

Filings Trending: ▼

Circuit/Court ID: 2 202001

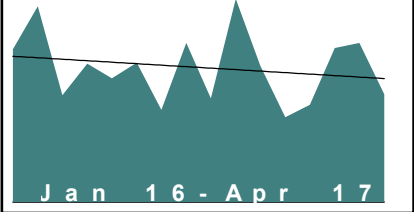
Type of Case: Filings

2017 Average Month:124

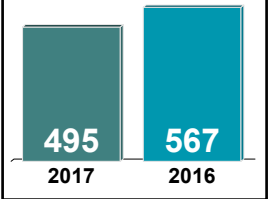
Jan-Apr 2017 : 495

Overall AVG. Month: 129

Monthly Filings Summary



Jan --- Apr Filings



| Filings by Division |      |  |     |     |     |     |     |     |     |     |     |     |     |     |          |          |       |
|---------------------|------|--|-----|-----|-----|-----|-----|-----|-----|-----|-----|-----|-----|-----|----------|----------|-------|
|                     |      |  | Jan | Feb | Mar | Apr | May | Jun | Jul | Aug | Sep | Oct | Nov | Dec | Thru Apr | % Change | Total |
| Total               | 2017 |  | 93  | 147 | 152 | 103 | -   | -   | -   | -   | -   | -   | -   | -   | 495      | -13%     | 495   |
|                     | 2016 |  | 146 | 187 | 102 | 132 | 118 | 133 | 88  | 152 | 99  | 194 | 130 | 81  | 567      | ▼        | 1,562 |
| Civil               | 2017 |  | 16  | 20  | 30  | 19  | -   | -   | -   | -   | -   | -   | -   | -   | 85       | 37%      | 85    |
|                     | 2016 |  | 17  | 15  | 10  | 20  | 25  | 20  | 20  | 29  | 18  | 24  | 18  | 13  | 62       | ▲        | 229   |
| Criminal            | 2017 |  | 24  | 68  | 37  | 47  | -   | -   | -   | -   | -   | -   | -   | -   | 176      | 13%      | 176   |
|                     | 2016 |  | 22  | 65  | 16  | 53  | 33  | 68  | 29  | 67  | 31  | 81  | 23  | 14  | 156      | ▲        | 502   |
| Miscellaneous       | 2017 |  | 49  | 50  | 73  | 32  | -   | -   | -   | -   | -   | -   | -   | -   | 204      | -40%     | 204   |
|                     | 2016 |  | 101 | 105 | 75  | 58  | 56  | 44  | 37  | 53  | 47  | 85  | 88  | 48  | 339      | ▼        | 797   |
| Other               | 2017 |  | 4   | 9   | 12  | 5   | -   | -   | -   | -   | -   | -   | -   | -   | 30       | 200%     | 30    |
|                     | 2016 |  | 6   | 2   | 1   | 1   | 4   | 1   | 2   | 3   | 3   | 4   | 1   | 6   | 10       | ▲        | 34    |

| Filings by Division & Case Category |                                  |      |     |     |     |     |     |     |     |     |     |     |     |     |          |          |       |     |
|-------------------------------------|----------------------------------|------|-----|-----|-----|-----|-----|-----|-----|-----|-----|-----|-----|-----|----------|----------|-------|-----|
|                                     |                                  |      | Jan | Feb | Mar | Apr | May | Jun | Jul | Aug | Sep | Oct | Nov | Dec | Thru Apr | % Change | Total |     |
| Civil                               | Administrative Law               | 2017 | -   | -   | -   | -   | -   | -   | -   | -   | -   | -   | -   | -   | 0        | -100%    | 0     |     |
|                                     |                                  | 2016 | -   | 2   | -   | 1   | -   | 1   | 1   | 1   | -   | -   | -   | -   | 3        | ▼        | 6     |     |
|                                     | Contested Divorce                | 2017 | -   | 4   | 5   | 3   | -   | -   | -   | -   | -   | -   | -   | -   | 12       | 71%      | 12    |     |
|                                     |                                  | 2016 | 2   | 3   | 2   | -   | 6   | 4   | 3   | -   | 1   | 1   | 2   | 3   | 7        | ▲        | 27    |     |
|                                     | Domestic and Family - Level 2    | 2017 | 2   | 1   | 7   | 2   | -   | -   | -   | -   | -   | -   | -   | -   | 12       | 500%     | 12    |     |
|                                     |                                  | 2016 | -   | -   | -   | 2   | -   | 1   | -   | 2   | -   | -   | -   | -   | 2        | ▲        | 5     |     |
|                                     | General Civil - Level 1          | 2017 | -   | -   | -   | -   | -   | -   | -   | -   | -   | -   | -   | -   | 0        | -100%    | 0     |     |
|                                     |                                  | 2016 | 1   | 1   | -   | -   | -   | -   | 1   | 1   | 1   | -   | 1   | -   | 2        | ▼        | 6     |     |
|                                     | General Civil - Level 2          | 2017 | 9   | 1   | 7   | 4   | -   | -   | -   | -   | -   | -   | -   | -   | 21       | 24%      | 21    |     |
|                                     |                                  | 2016 | 5   | 2   | 3   | 7   | 4   | 5   | 3   | 16  | 7   | 12  | 6   | 5   | 17       | ▲        | 75    |     |
|                                     | General Civil - Level 3          | 2017 | 2   | 3   | 2   | 7   | -   | -   | -   | -   | -   | -   | -   | -   | 14       | 367%     | 14    |     |
|                                     |                                  | 2016 | 1   | 1   | 1   | -   | 3   | 1   | 4   | 6   | 3   | 5   | 3   | 4   | 3        | ▲        | 32    |     |
| Probates/Wills and Trusts - Level   | 2017                             | -    | -   | -   | -   | -   | -   | -   | -   | -   | -   | -   | -   | 0   | -100%    | 0        |       |     |
|                                     | 2016                             | -    | -   | 1   | -   | -   | -   | -   | -   | -   | -   | -   | -   | 1   | ▼        | 1        |       |     |
| Probates/Wills and Trusts - Level   | 2017                             | -    | 1   | -   | -   | -   | -   | -   | -   | -   | -   | -   | -   | 1   | -50%     | 1        |       |     |
|                                     | 2016                             | -    | 1   | 1   | -   | 1   | -   | 1   | -   | -   | 2   | 1   | -   | 2   | ▼        | 7        |       |     |
| Uncontested Divorce                 | 2017                             | 3    | 10  | 9   | 3   | -   | -   | -   | -   | -   | -   | -   | -   | 25  | 0%       | 25       |       |     |
|                                     | 2016                             | 8    | 5   | 2   | 10  | 11  | 8   | 7   | 3   | 6   | 4   | 5   | 1   | 25  | ↔        | 70       |       |     |
| Criminal                            | Capital Murder                   | 2017 | -   | 2   | -   | -   | -   | -   | -   | -   | -   | -   | -   | -   | 2        | 100%     | 2     |     |
|                                     |                                  | 2016 | -   | 1   | -   | -   | -   | -   | -   | -   | -   | -   | -   | -   | 1        | ▲        | 1     |     |
|                                     | Misdemeanor                      | 2017 | 10  | 20  | 23  | 4   | -   | -   | -   | -   | -   | -   | -   | -   | 57       | 73%      | 57    |     |
|                                     |                                  | 2016 | 9   | 6   | 4   | 14  | 12  | 13  | 14  | 14  | 12  | 18  | 4   | 5   | 33       | ▲        | 125   |     |
|                                     | Non-Capital Felonies and         | 2017 | 11  | 46  | 10  | 43  | -   | -   | -   | -   | -   | -   | -   | -   | 110      | -1%      | 110   |     |
|                                     |                                  | 2016 | 8   | 57  | 8   | 38  | 21  | 49  | 9   | 47  | 12  | 60  | 18  | 9   | 111      | ▼        | 336   |     |
|                                     | Other Criminally Related Matters | 2017 | 3   | -   | 4   | -   | -   | -   | -   | -   | -   | -   | -   | -   | 7        | -36%     | 7     |     |
|                                     |                                  | 2016 | 5   | 1   | 4   | 1   | -   | 6   | 6   | 6   | 7   | 3   | 1   | -   | 11       | ▼        | 40    |     |
|                                     | Miscellaneous                    | 2017 | 49  | 50  | 73  | 32  | -   | -   | -   | -   | -   | -   | -   | -   | -        | 204      | -40%  | 204 |
|                                     |                                  | 2016 | 101 | 105 | 75  | 58  | 56  | 44  | 37  | 53  | 47  | 85  | 88  | 48  | 339      | ▼        | 797   |     |
|                                     | Other                            | 2017 | 4   | 9   | 12  | 5   | -   | -   | -   | -   | -   | -   | -   | -   | -        | 30       | 200%  | 30  |
|                                     |                                  | 2016 | 6   | 2   | 1   | 1   | 4   | 1   | 2   | 3   | 3   | 4   | 1   | 6   | 10       | ▲        | 34    |     |

January 2016 -- April 2017 Filings

Dashboard

Court: Northampton Circuit

Start/End Date: Jan-16 / Apr-17

2016 Average Month: 90

Jan-Apr 2016: 453

Filings Trending: ▼

Circuit/Court ID: 2 202131


Type of Case: Filings

2017 Average Month:79

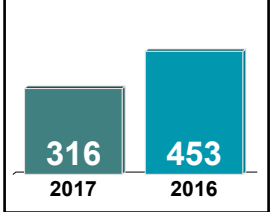
Jan-Apr 2017 : 316

Overall AVG. Month: 87

Monthly Filings Summary



Jan --- Apr Filings



| Filings by Division |      |     |     |     |     |     |     |     |     |     |     |     |     |          |          |       |
|---------------------|------|-----|-----|-----|-----|-----|-----|-----|-----|-----|-----|-----|-----|----------|----------|-------|
|                     |      | Jan | Feb | Mar | Apr | May | Jun | Jul | Aug | Sep | Oct | Nov | Dec | Thru Apr | % Change | Total |
| Total               | 2017 | 87  | 85  | 80  | 64  | -   | -   | -   | -   | -   | -   | -   | -   | 316      | -30%     | 316   |
|                     | 2016 | 107 | 91  | 205 | 50  | 92  | 53  | 81  | 88  | 80  | 72  | 92  | 69  | 453      | ▼        | 1,080 |
| Civil               | 2017 | 8   | 5   | 11  | 14  | -   | -   | -   | -   | -   | -   | -   | -   | 38       | 15%      | 38    |
|                     | 2016 | 7   | 9   | 9   | 8   | 11  | 2   | 13  | 6   | 11  | 5   | 3   | 10  | 33       | ▲        | 94    |
| Criminal            | 2017 | 64  | 57  | 43  | 39  | -   | -   | -   | -   | -   | -   | -   | -   | 203      | -37%     | 203   |
|                     | 2016 | 76  | 53  | 168 | 27  | 66  | 40  | 57  | 69  | 51  | 44  | 63  | 42  | 324      | ▼        | 756   |
| Miscellaneous       | 2017 | 15  | 23  | 26  | 11  | -   | -   | -   | -   | -   | -   | -   | -   | 75       | -22%     | 75    |
|                     | 2016 | 24  | 29  | 28  | 15  | 15  | 10  | 11  | 13  | 18  | 23  | 26  | 17  | 96       | ▼        | 229   |
| Other               | 2017 | -   | -   | -   | -   | -   | -   | -   | -   | -   | -   | -   | -   | 0        | 0        | 0     |
|                     | 2016 | -   | -   | -   | -   | -   | 1   | -   | -   | -   | -   | -   | -   | 0        | ↔        | 1     |

| Filings by Division & Case Category |                                   |      |     |     |     |     |     |     |     |     |     |     |     |          |          |       |
|-------------------------------------|-----------------------------------|------|-----|-----|-----|-----|-----|-----|-----|-----|-----|-----|-----|----------|----------|-------|
|                                     |                                   | Jan  | Feb | Mar | Apr | May | Jun | Jul | Aug | Sep | Oct | Nov | Dec | Thru Apr | % Change | Total |
| Civil                               | Administrative Law                | 2017 | -   | -   | -   | -   | -   | -   | -   | -   | -   | -   | -   | 0        | 0        | 0     |
|                                     |                                   | 2016 | -   | -   | -   | -   | -   | -   | 1   | -   | -   | -   | -   | 0        | ↔        | 1     |
|                                     | Contested Divorce                 | 2017 | -   | 1   | 1   | 1   | -   | -   | -   | -   | -   | -   | -   | 3        | -50%     | 3     |
|                                     |                                   | 2016 | 2   | 1   | 2   | 1   | -   | 1   | 1   | 1   | -   | -   | -   | 6        | ▼        | 9     |
|                                     | Domestic and Family - Level 2     | 2017 | -   | -   | -   | -   | -   | -   | -   | -   | -   | -   | -   | 0        | 0        | 0     |
|                                     |                                   | 2016 | -   | -   | -   | -   | 1   | -   | -   | 1   | -   | -   | 1   | 0        | ↔        | 3     |
|                                     | General Civil - Level 1           | 2017 | -   | -   | -   | 2   | -   | -   | -   | -   | -   | -   | -   | 2        | 2        | 2     |
|                                     |                                   | 2016 | -   | -   | -   | -   | -   | -   | -   | -   | -   | -   | -   | 0        | ↔        | 0     |
|                                     | General Civil - Level 2           | 2017 | 3   | 2   | 2   | 5   | -   | -   | -   | -   | -   | -   | -   | 12       | 500%     | 12    |
|                                     |                                   | 2016 | -   | 1   | 1   | -   | 4   | -   | 5   | 5   | -   | 1   | 4   | 2        | ▲        | 23    |
|                                     | General Civil - Level 3           | 2017 | 2   | -   | 3   | 5   | -   | -   | -   | -   | -   | -   | -   | 10       | -17%     | 10    |
|                                     |                                   | 2016 | 2   | 4   | 1   | 5   | 3   | 1   | 5   | 1   | 2   | 2   | 3   | 12       | ▼        | 31    |
| Criminal                            | Probates/Wills and Trusts - Level | 2017 | 1   | -   | -   | -   | -   | -   | -   | -   | -   | -   | -   | 1        | 1        | 1     |
|                                     |                                   | 2016 | -   | -   | -   | -   | -   | -   | -   | -   | -   | -   | 1   | 0        | ↔        | 1     |
|                                     | Probates/Wills and Trusts - Level | 2017 | -   | -   | -   | 1   | -   | -   | -   | -   | -   | -   | -   | 1        | -67%     | 1     |
|                                     |                                   | 2016 | 1   | -   | 1   | 1   | -   | -   | -   | 1   | -   | -   | 1   | 3        | ▼        | 5     |
|                                     | Uncontested Divorce               | 2017 | 2   | 2   | 5   | -   | -   | -   | -   | -   | -   | -   | -   | 9        | -10%     | 9     |
|                                     |                                   | 2016 | 2   | 3   | 4   | 1   | 3   | -   | 3   | 1   | 3   | -   | -   | 10       | ▼        | 21    |
|                                     | Capital Murder                    | 2017 | -   | -   | -   | -   | -   | -   | -   | -   | -   | -   | -   | 0        | 0        | 0     |
|                                     |                                   | 2016 | -   | -   | -   | -   | -   | -   | -   | -   | -   | 2   | -   | 0        | ↔        | 2     |
|                                     | Misdemeanor                       | 2017 | 25  | 25  | 26  | 24  | -   | -   | -   | -   | -   | -   | -   | 100      | 41%      | 100   |
|                                     |                                   | 2016 | 21  | 26  | 14  | 10  | 36  | 24  | 15  | 37  | 31  | 27  | 40  | 71       | ▲        | 305   |
|                                     | Non-Capital Felonies and          | 2017 | 39  | 11  | 13  | 14  | -   | -   | -   | -   | -   | -   | -   | 77       | -67%     | 77    |
|                                     |                                   | 2016 | 52  | 24  | 148 | 12  | 19  | 12  | 24  | 28  | 15  | 12  | 15  | 236      | ▼        | 373   |
| Miscellaneous                       | Other Criminally Related Matters  | 2017 | -   | 21  | 4   | 1   | -   | -   | -   | -   | -   | -   | -   | 26       | 53%      | 26    |
|                                     |                                   | 2016 | 3   | 3   | 6   | 5   | 11  | 4   | 18  | 4   | 5   | 9   | 3   | 17       | ▲        | 76    |
| Other                               | Miscellaneous                     | 2017 | 15  | 23  | 26  | 11  | -   | -   | -   | -   | -   | -   | -   | 75       | -22%     | 75    |
|                                     |                                   | 2016 | 24  | 29  | 28  | 15  | 15  | 10  | 11  | 13  | 18  | 23  | 17  | 96       | ▼        | 229   |
|                                     | Other                             | 2017 | -   | -   | -   | -   | -   | -   | -   | -   | -   | -   | -   | 0        | 0        | 0     |
|                                     |                                   | 2016 | -   | -   | -   | -   | -   | 1   | -   | -   | -   | -   | -   | 0        | ↔        | 1     |

January 2016 -- April 2017 Filings

Dashboard

Court: Virginia Beach Circuit

Circuit/Court ID: 2 202810

Start/End Date: Jan-16 / Apr-17

Type of Case: Filings

2016 Average Month: 1,224

2017 Average Month:1,249


Jan-Apr 2016: 4,877

Jan-Apr 2017 : 4,996

Filings Trending: ↔

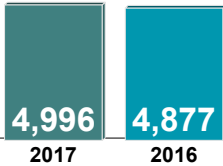
Overall AVG. Month: 1,230

Monthly Filings Summary



Jan 16 - Apr 17

Jan --- Apr Filings



4,996 2017

4,877 2016

| Filings by Division |      |       |       |       |       |       |       |       |       |       |       |       |       |          |          |        |
|---------------------|------|-------|-------|-------|-------|-------|-------|-------|-------|-------|-------|-------|-------|----------|----------|--------|
|                     |      | Jan   | Feb   | Mar   | Apr   | May   | Jun   | Jul   | Aug   | Sep   | Oct   | Nov   | Dec   | Thru Apr | % Change | Total  |
| Total               | 2017 | 1,093 | 1,317 | 1,521 | 1,065 | -     | -     | -     | -     | -     | -     | -     | -     | 4,996    | 2%       | 4,996  |
|                     | 2016 | 985   | 1,355 | 1,353 | 1,184 | 1,220 | 1,243 | 1,167 | 1,456 | 1,206 | 1,206 | 1,170 | 1,138 | 4,877    | ▲        | 14,683 |
| Civil               | 2017 | 313   | 304   | 427   | 276   | -     | -     | -     | -     | -     | -     | -     | -     | 1,320    | 1%       | 1,320  |
|                     | 2016 | 311   | 331   | 363   | 308   | 328   | 335   | 295   | 388   | 337   | 278   | 293   | 274   | 1,313    | ▲        | 3,841  |
| Criminal            | 2017 | 531   | 771   | 753   | 625   | -     | -     | -     | -     | -     | -     | -     | -     | 2,680    | 4%       | 2,680  |
|                     | 2016 | 482   | 761   | 715   | 626   | 642   | 673   | 636   | 764   | 609   | 686   | 664   | 632   | 2,584    | ▲        | 7,890  |
| Miscellaneous       | 2017 | 166   | 168   | 234   | 155   | -     | -     | -     | -     | -     | -     | -     | -     | 723      | 2%       | 723    |
|                     | 2016 | 134   | 188   | 190   | 194   | 149   | 170   | 173   | 201   | 167   | 162   | 133   | 146   | 706      | ▲        | 2,007  |
| Other               | 2017 | 83    | 74    | 107   | 9     | -     | -     | -     | -     | -     | -     | -     | -     | 273      | 0%       | 273    |
|                     | 2016 | 58    | 75    | 85    | 56    | 101   | 65    | 63    | 103   | 93    | 80    | 80    | 86    | 274      | ▼        | 945    |

| Filings by Division & Case Category |                                   |      |     |     |     |     |     |     |     |     |     |     |     |          |          |       |
|-------------------------------------|-----------------------------------|------|-----|-----|-----|-----|-----|-----|-----|-----|-----|-----|-----|----------|----------|-------|
|                                     |                                   | Jan  | Feb | Mar | Apr | May | Jun | Jul | Aug | Sep | Oct | Nov | Dec | Thru Apr | % Change | Total |
| Civil                               | Administrative Law                | 2017 | -   | 3   | 2   | 2   | -   | -   | -   | -   | -   | -   | -   | 7        | 133%     | 7     |
|                                     |                                   | 2016 | 1   | 1   | -   | 1   | -   | -   | 2   | 4   | -   | 3   | 1   | 3        | ▲        | 13    |
|                                     | Contested Divorce                 | 2017 | 26  | 30  | 46  | 32  | -   | -   | -   | -   | -   | -   | -   | 134      | 4%       | 134   |
|                                     |                                   | 2016 | 33  | 31  | 34  | 31  | 24  | 41  | 33  | 26  | 38  | 33  | 30  | 129      | ▲        | 385   |
|                                     | Domestic and Family - Level 1     | 2017 | 38  | 39  | 41  | 27  | -   | -   | -   | -   | -   | -   | -   | 145      | 9%       | 145   |
|                                     |                                   | 2016 | 31  | 28  | 38  | 36  | 45  | 43  | 46  | 56  | 16  | 33  | 29  | 133      | ▲        | 433   |
|                                     | Domestic and Family - Level 2     | 2017 | 9   | 13  | 29  | 11  | -   | -   | -   | -   | -   | -   | -   | 62       | 11%      | 62    |
|                                     |                                   | 2016 | 10  | 12  | 18  | 16  | 10  | 17  | 12  | 14  | 7   | 15  | 9   | 56       | ▲        | 152   |
|                                     | General Civil - Level 1           | 2017 | 9   | 1   | 9   | 5   | -   | -   | -   | -   | -   | -   | -   | 24       | 60%      | 24    |
|                                     |                                   | 2016 | 4   | 5   | 2   | 4   | 3   | 5   | 4   | -   | 8   | 1   | -   | 15       | ▲        | 42    |
|                                     | General Civil - Level 2           | 2017 | 71  | 74  | 95  | 61  | -   | -   | -   | -   | -   | -   | -   | 301      | 22%      | 301   |
|                                     |                                   | 2016 | 57  | 54  | 79  | 56  | 89  | 66  | 53  | 77  | 67  | 64  | 65  | 246      | ▲        | 798   |
|                                     | General Civil - Level 3           | 2017 | 87  | 65  | 91  | 71  | -   | -   | -   | -   | -   | -   | -   | 314      | -13%     | 314   |
|                                     |                                   | 2016 | 101 | 95  | 81  | 82  | 72  | 90  | 85  | 115 | 89  | 71  | 80  | 359      | ▼        | 1,029 |
| Criminal                            | Probates/Wills and Trusts - Level | 2017 | 1   | -   | 2   | -   | -   | -   | -   | -   | -   | -   | -   | 3        | -25%     | 3     |
|                                     |                                   | 2016 | 1   | -   | 1   | 2   | -   | -   | 2   | -   | 1   | 1   | -   | 4        | ▼        | 9     |
|                                     | Probates/Wills and Trusts - Level | 2017 | 13  | 12  | 18  | 5   | -   | -   | -   | -   | -   | -   | -   | 48       | -6%      | 48    |
|                                     |                                   | 2016 | 14  | 17  | 14  | 6   | 17  | 12  | 7   | 15  | 12  | 8   | 10  | 51       | ▼        | 142   |
|                                     | Uncontested Divorce               | 2017 | 59  | 67  | 94  | 62  | -   | -   | -   | -   | -   | -   | -   | 282      | -11%     | 282   |
|                                     |                                   | 2016 | 59  | 88  | 96  | 74  | 68  | 61  | 67  | 84  | 64  | 64  | 50  | 317      | ▼        | 838   |
|                                     | Misdemeanor                       | 2017 | 188 | 254 | 271 | 215 | -   | -   | -   | -   | -   | -   | -   | 928      | 9%       | 928   |
|                                     |                                   | 2016 | 155 | 228 | 271 | 200 | 213 | 247 | 256 | 224 | 201 | 253 | 216 | 854      | ▲        | 2,721 |
|                                     | Non-Capital Felonies and          | 2017 | 310 | 441 | 401 | 357 | -   | -   | -   | -   | -   | -   | -   | 1,509    | 2%       | 1,509 |
|                                     |                                   | 2016 | 285 | 477 | 366 | 354 | 375 | 349 | 280 | 368 | 310 | 333 | 360 | 1,482    | ▲        | 4,290 |
|                                     | Other Criminally Related Matters  | 2017 | 33  | 76  | 81  | 53  | -   | -   | -   | -   | -   | -   | -   | 243      | -2%      | 243   |
|                                     |                                   | 2016 | 42  | 56  | 78  | 72  | 54  | 77  | 100 | 139 | 75  | 78  | 56  | 248      | ▼        | 879   |
|                                     | Miscellaneous                     | 2017 | 166 | 168 | 234 | 155 | -   | -   | -   | -   | -   | -   | -   | 723      | 2%       | 723   |
|                                     |                                   | 2016 | 134 | 188 | 190 | 194 | 149 | 170 | 173 | 167 | 162 | 133 | 146 | 706      | ▲        | 2,007 |
| Other                               | 2017                              | 83   | 74  | 107 | 9   | -   | -   | -   | -   | -   | -   | -   | -   | 273      | 0%       | 273   |
|                                     | 2016                              | 58   | 75  | 85  | 56  | 101 | 65  | 63  | 103 | 93  | 80  | 80  | 86  | 274      | ▼        | 945   |

January 2016 -- April 2017 Filings

Dashboard

Court: Portsmouth Circuit

Circuit/Court ID: 3 203740

Start/End Date: Jan-16 / Apr-17

Type of Case: Filings

2016 Average Month: 732

2017 Average Month: 718

Jan-Apr 2016: 3,063

Jan-Apr 2017 : 2,873

Filings Trending: ▼

Overall AVG. Month: 729

Monthly Filings Summary

Jan 16 - Apr 17

Jan --- Apr Filings

2,873

3,063

2017

2016

| Filings by Division |      |     |     |     |     |     |     |     |     |     |     |     |     |          |          |       |
|---------------------|------|-----|-----|-----|-----|-----|-----|-----|-----|-----|-----|-----|-----|----------|----------|-------|
|                     |      | Jan | Feb | Mar | Apr | May | Jun | Jul | Aug | Sep | Oct | Nov | Dec | Thru Apr | % Change | Total |
| Total               | 2017 | 656 | 719 | 780 | 718 | -   | -   | -   | -   | -   | -   | -   | -   | 2,873    | -6%      | 2,873 |
|                     | 2016 | 722 | 779 | 852 | 710 | 758 | 709 | 752 | 796 | 691 | 667 | 665 | 686 | 3,063    | ▼        | 8,787 |
| Civil               | 2017 | 128 | 163 | 164 | 174 | -   | -   | -   | -   | -   | -   | -   | -   | 629      | 15%      | 629   |
|                     | 2016 | 92  | 126 | 183 | 148 | 151 | 169 | 162 | 133 | 155 | 130 | 102 | 132 | 549      | ▲        | 1,683 |
| Criminal            | 2017 | 256 | 259 | 312 | 310 | -   | -   | -   | -   | -   | -   | -   | -   | 1,137    | -19%     | 1,137 |
|                     | 2016 | 355 | 384 | 374 | 285 | 365 | 290 | 367 | 344 | 316 | 295 | 335 | 290 | 1,398    | ▼        | 4,000 |
| Miscellaneous       | 2017 | 216 | 218 | 223 | 187 | -   | -   | -   | -   | -   | -   | -   | -   | 844      | -1%      | 844   |
|                     | 2016 | 220 | 211 | 223 | 197 | 177 | 193 | 165 | 259 | 156 | 202 | 173 | 219 | 851      | ▼        | 2,395 |
| Other               | 2017 | 56  | 79  | 81  | 47  | -   | -   | -   | -   | -   | -   | -   | -   | 263      | -1%      | 263   |
|                     | 2016 | 55  | 58  | 72  | 80  | 65  | 57  | 58  | 60  | 64  | 40  | 55  | 45  | 265      | ▼        | 709   |

| Filings by Division & Case Category |                                  |      |     |     |     |     |     |     |     |     |     |     |     |     |          |          |       |     |
|-------------------------------------|----------------------------------|------|-----|-----|-----|-----|-----|-----|-----|-----|-----|-----|-----|-----|----------|----------|-------|-----|
|                                     |                                  |      | Jan | Feb | Mar | Apr | May | Jun | Jul | Aug | Sep | Oct | Nov | Dec | Thru Apr | % Change | Total |     |
| Civil                               | Administrative Law               | 2017 | -   | -   | -   | -   | -   | -   | -   | -   | -   | -   | -   | -   | 0        | 0        | 0     |     |
|                                     |                                  | 2016 | -   | -   | -   | -   | -   | -   | -   | 2   | 1   | 3   | -   | -   | -        | 0        | ↔     | 6   |
|                                     | Contested Divorce                | 2017 | 10  | 15  | 15  | 9   | -   | -   | -   | -   | -   | -   | -   | -   | -        | 49       | 7%    | 49  |
|                                     |                                  | 2016 | 7   | 12  | 18  | 9   | 9   | 13  | 4   | 11  | 10  | 18  | 5   | 7   | 46       | 46       | ▲     | 123 |
|                                     | Domestic and Family - Level 1    | 2017 | -   | 1   | -   | 1   | -   | -   | -   | -   | -   | -   | -   | -   | -        | 2        | 2     | 2   |
|                                     |                                  | 2016 | -   | -   | -   | -   | 3   | -   | -   | -   | -   | -   | 1   | -   | -        | 0        | ↔     | 4   |
|                                     | Domestic and Family - Level 2    | 2017 | 3   | 4   | 4   | 8   | -   | -   | -   | -   | -   | -   | -   | -   | -        | 19       | 73%   | 19  |
|                                     |                                  | 2016 | 3   | -   | 6   | 2   | 2   | 1   | 2   | 5   | 4   | 1   | -   | -   | -        | 11       | 11    | ▲   |
|                                     | General Civil - Level 1          | 2017 | 1   | 4   | 3   | 1   | -   | -   | -   | -   | -   | -   | -   | -   | -        | 9        | 29%   | 9   |
|                                     |                                  | 2016 | 2   | 2   | 2   | 1   | -   | 2   | 3   | 2   | 2   | 2   | -   | 2   | 7        | 7        | 7     | ▲   |
|                                     | General Civil - Level 2          | 2017 | 21  | 28  | 21  | 14  | -   | -   | -   | -   | -   | -   | -   | -   | -        | 84       | 9%    | 84  |
|                                     |                                  | 2016 | 13  | 24  | 18  | 22  | 17  | 17  | 15  | 18  | 14  | 17  | 21  | 26  | 77       | 77       | 77    | ▲   |
| General Civil - Level 3             | 2017                             | 73   | 92  | 88  | 113 | -   | -   | -   | -   | -   | -   | -   | -   | -   | 366      | 22%      | 366   |     |
|                                     | 2016                             | 49   | 63  | 105 | 84  | 94  | 99  | 116 | 68  | 100 | 72  | 48  | 78  | 301 | 301      | 301      | ▲     | 976 |
| Probates/Wills and Trusts - Level   | 2017                             | -    | -   | -   | -   | -   | -   | -   | -   | -   | -   | -   | -   | -   | 0        | 0        | 0     |     |
|                                     | 2016                             | -    | -   | -   | -   | -   | -   | -   | -   | -   | -   | 1   | -   | 0   | 0        | ↔        | 1     |     |
| Probates/Wills and Trusts - Level   | 2017                             | 3    | 5   | 5   | 7   | -   | -   | -   | -   | -   | -   | -   | -   | -   | 20       | 25%      | 20    |     |
|                                     | 2016                             | 3    | 5   | 3   | 5   | 2   | 7   | 1   | 6   | 6   | 6   | 2   | 4   | 16  | 16       | 16       | ▲     | 50  |
| Uncontested Divorce                 | 2017                             | 17   | 14  | 28  | 21  | -   | -   | -   | -   | -   | -   | -   | -   | -   | 80       | -12%     | 80    |     |
|                                     | 2016                             | 15   | 20  | 31  | 25  | 24  | 30  | 19  | 22  | 16  | 14  | 24  | 15  | 91  | 91       | 91       | ▼     | 255 |
| Criminal                            | Capital Murder                   | 2017 | -   | -   | -   | -   | -   | -   | -   | -   | -   | -   | -   | -   | 0        | 0        | 0     |     |
|                                     |                                  | 2016 | -   | -   | -   | -   | -   | -   | -   | -   | -   | -   | -   | 1   | 0        | 0        | ↔     | 1   |
|                                     | Misdemeanor                      | 2017 | 56  | 71  | 73  | 72  | -   | -   | -   | -   | -   | -   | -   | -   | -        | 272      | -23%  | 272 |
|                                     |                                  | 2016 | 86  | 96  | 106 | 63  | 94  | 75  | 95  | 103 | 90  | 65  | 75  | 74  | 351      | 351      | 351   | ▼   |
|                                     | Non-Capital Felonies and         | 2017 | 188 | 165 | 210 | 223 | -   | -   | -   | -   | -   | -   | -   | -   | -        | 786      | -14%  | 786 |
|                                     |                                  | 2016 | 239 | 255 | 230 | 186 | 250 | 190 | 239 | 216 | 194 | 217 | 201 | 184 | 910      | 910      | 910   | ▼   |
|                                     | Other Criminally Related Matters | 2017 | 12  | 23  | 29  | 15  | -   | -   | -   | -   | -   | -   | -   | -   | -        | 79       | -42%  | 79  |
| 2016                                |                                  | 30   | 33  | 38  | 36  | 21  | 25  | 33  | 25  | 32  | 13  | 59  | 31  | 137 | 137      | 137      | ▼     | 376 |
| Miscellaneous                       |                                  | 2017 | 216 | 218 | 223 | 187 | -   | -   | -   | -   | -   | -   | -   | -   | 844      | -1%      | 844   |     |
|                                     |                                  | 2016 | 220 | 211 | 223 | 197 | 177 | 193 | 165 | 259 | 156 | 202 | 173 | 219 | 851      | 851      | 851   | ▼   |
| Other                               |                                  | 2017 | 56  | 79  | 81  | 47  | -   | -   | -   | -   | -   | -   | -   | -   | 263      | -1%      | 263   |     |
|                                     |                                  | 2016 | 55  | 58  | 72  | 80  | 65  | 57  | 58  | 60  | 64  | 40  | 55  | 45  | 265      | 265      | 265   | ▼   |

January 2016 -- April 2017 Filings

Dashboard

Court: Norfolk Circuit

Start/End Date: Jan-16 / Apr-17

2016 Average Month: 2,005

Jan-Apr 2016: 8,329

Filings Trending: ▼

Circuit/Court ID: 4 204710


Type of Case: Filings

2017 Average Month:2,025

Jan-Apr 2017 : 8,100

Overall AVG. Month: 2,010

Monthly Filings Summary



Jan --- Apr Filings

8,100

8,329

2017

2016

| Filings by Division |      |       |       |       |       |       |       |       |       |       |       |       |       |          |          |        |
|---------------------|------|-------|-------|-------|-------|-------|-------|-------|-------|-------|-------|-------|-------|----------|----------|--------|
|                     |      | Jan   | Feb   | Mar   | Apr   | May   | Jun   | Jul   | Aug   | Sep   | Oct   | Nov   | Dec   | Thru Apr | % Change | Total  |
| Total               | 2017 | 1,552 | 2,632 | 2,214 | 1,702 | -     | -     | -     | -     | -     | -     | -     | -     | 8,100    | -3%      | 8,100  |
|                     | 2016 | 1,852 | 2,166 | 2,329 | 1,982 | 2,116 | 1,955 | 2,023 | 2,069 | 1,780 | 1,869 | 2,063 | 1,853 | 8,329    | ▼        | 24,057 |
| Civil               | 2017 | 446   | 642   | 570   | 462   | -     | -     | -     | -     | -     | -     | -     | -     | 2,120    | 4%       | 2,120  |
|                     | 2016 | 442   | 532   | 537   | 531   | 504   | 473   | 478   | 469   | 457   | 486   | 445   | 398   | 2,042    | ▲        | 5,752  |
| Criminal            | 2017 | 458   | 629   | 802   | 569   | -     | -     | -     | -     | -     | -     | -     | -     | 2,458    | -9%      | 2,458  |
|                     | 2016 | 628   | 632   | 771   | 664   | 719   | 706   | 694   | 604   | 621   | 606   | 678   | 664   | 2,695    | ▼        | 7,987  |
| Miscellaneous       | 2017 | 526   | 1,250 | 712   | 581   | -     | -     | -     | -     | -     | -     | -     | -     | 3,069    | 5%       | 3,069  |
|                     | 2016 | 663   | 733   | 880   | 635   | 752   | 626   | 704   | 806   | 542   | 661   | 825   | 708   | 2,911    | ▲        | 8,535  |
| Other               | 2017 | 122   | 111   | 130   | 90    | -     | -     | -     | -     | -     | -     | -     | -     | 453      | -33%     | 453    |
|                     | 2016 | 119   | 269   | 141   | 152   | 141   | 150   | 147   | 190   | 160   | 116   | 115   | 83    | 681      | ▼        | 1,783  |

| Filings by Division & Case Category |                                  |      |     |       |     |     |     |     |     |     |     |     |     |       |          |          |       |
|-------------------------------------|----------------------------------|------|-----|-------|-----|-----|-----|-----|-----|-----|-----|-----|-----|-------|----------|----------|-------|
|                                     |                                  |      | Jan | Feb   | Mar | Apr | May | Jun | Jul | Aug | Sep | Oct | Nov | Dec   | Thru Apr | % Change | Total |
| Civil                               | Administrative Law               | 2017 | 1   | 9     | 1   | 3   | -   | -   | -   | -   | -   | -   | -   | -     | 14       | 180%     | 14    |
|                                     |                                  | 2016 | 2   | 1     | -   | 2   | 1   | 1   | -   | 2   | 2   | -   | 6   | 1     | 5        | ▲        | 18    |
|                                     | Contested Divorce                | 2017 | 90  | 108   | 124 | 115 | -   | -   | -   | -   | -   | -   | -   | -     | 437      | -3%      | 437   |
|                                     |                                  | 2016 | 94  | 115   | 116 | 127 | 126 | 112 | 103 | 107 | 105 | 99  | 96  | 95    | 452      | ▼        | 1,295 |
|                                     | Domestic and Family - Level 1    | 2017 | 2   | 13    | 2   | 2   | -   | -   | -   | -   | -   | -   | -   | -     | 19       | 280%     | 19    |
|                                     |                                  | 2016 | -   | 1     | -   | 4   | -   | 2   | 2   | 1   | -   | -   | 1   | 1     | 5        | ▲        | 12    |
|                                     | Domestic and Family - Level 2    | 2017 | 16  | 28    | 19  | 17  | -   | -   | -   | -   | -   | -   | -   | -     | 80       | 8%       | 80    |
|                                     |                                  | 2016 | 21  | 21    | 19  | 13  | 23  | 15  | 8   | 20  | 18  | 25  | 26  | 12    | 74       | ▲        | 221   |
|                                     | General Civil - Level 1          | 2017 | 8   | 2     | 6   | 1   | -   | -   | -   | -   | -   | -   | -   | -     | 17       | 13%      | 17    |
|                                     |                                  | 2016 | 3   | 6     | 4   | 2   | 4   | 3   | 2   | 7   | 5   | 4   | 4   | 7     | 15       | ▲        | 51    |
|                                     | General Civil - Level 2          | 2017 | 47  | 54    | 78  | 50  | -   | -   | -   | -   | -   | -   | -   | -     | 229      | 0%       | 229   |
|                                     |                                  | 2016 | 51  | 65    | 55  | 57  | 55  | 52  | 50  | 41  | 41  | 55  | 38  | 37    | 228      | ▲        | 597   |
|                                     | General Civil - Level 3          | 2017 | 56  | 125   | 60  | 33  | -   | -   | -   | -   | -   | -   | -   | -     | 274      | 75%      | 274   |
|                                     |                                  | 2016 | 34  | 44    | 38  | 41  | 53  | 47  | 47  | 57  | 38  | 50  | 36  | 32    | 157      | ▲        | 517   |
| Probates/Wills and Trusts - Level   | 2017                             | -    | 3   | -     | -   | -   | -   | -   | -   | -   | -   | -   | -   | 3     | 0%       | 3        |       |
|                                     | 2016                             | -    | 1   | 1     | 1   | -   | -   | -   | -   | -   | 1   | -   | -   | 3     | ↔        | 4        |       |
| Probates/Wills and Trusts - Level   | 2017                             | 11   | 28  | 18    | 13  | -   | -   | -   | -   | -   | -   | -   | -   | 70    | 8%       | 70       |       |
|                                     | 2016                             | 14   | 17  | 16    | 18  | 7   | 10  | 10  | 13  | 12  | 13  | 22  | 7   | 65    | ▲        | 159      |       |
| Uncontested Divorce                 | 2017                             | 215  | 272 | 262   | 228 | -   | -   | -   | -   | -   | -   | -   | -   | 977   | -6%      | 977      |       |
|                                     | 2016                             | 223  | 261 | 288   | 266 | 235 | 231 | 256 | 221 | 236 | 239 | 216 | 206 | 1,038 | ▼        | 2,878    |       |
| Criminal                            | Capital Murder                   | 2017 | -   | -     | -   | -   | -   | -   | -   | -   | -   | -   | -   | -     | 0        | -100%    | 0     |
|                                     |                                  | 2016 | 1   | -     | -   | 2   | -   | -   | -   | -   | -   | -   | -   | -     | 3        | ▼        | 3     |
|                                     | Misdemeanor                      | 2017 | 107 | 137   | 147 | 125 | -   | -   | -   | -   | -   | -   | -   | -     | 516      | -9%      | 516   |
|                                     |                                  | 2016 | 120 | 122   | 186 | 138 | 124 | 128 | 151 | 137 | 121 | 145 | 163 | 110   | 566      | ▼        | 1,645 |
|                                     | Non-Capital Felonies and         | 2017 | 300 | 415   | 557 | 367 | -   | -   | -   | -   | -   | -   | -   | -     | 1,639    | -8%      | 1,639 |
|                                     |                                  | 2016 | 432 | 422   | 487 | 432 | 505 | 461 | 446 | 401 | 401 | 391 | 422 | 475   | 1,773    | ▼        | 5,275 |
|                                     | Other Criminally Related Matters | 2017 | 51  | 77    | 98  | 77  | -   | -   | -   | -   | -   | -   | -   | -     | 303      | -14%     | 303   |
|                                     |                                  | 2016 | 75  | 88    | 98  | 92  | 90  | 117 | 97  | 66  | 99  | 70  | 93  | 79    | 353      | ▼        | 1,064 |
|                                     | Miscellaneous                    | 2017 | 526 | 1,250 | 712 | 581 | -   | -   | -   | -   | -   | -   | -   | -     | 3,069    | 5%       | 3,069 |
|                                     |                                  | 2016 | 663 | 733   | 880 | 635 | 752 | 626 | 704 | 806 | 542 | 661 | 825 | 708   | 2,911    | ▲        | 8,535 |
| Other                               | 2017                             | 122  | 111 | 130   | 90  | -   | -   | -   | -   | -   | -   | -   | -   | 453   | -33%     | 453      |       |
|                                     | 2016                             | 119  | 269 | 141   | 152 | 141 | 150 | 147 | 190 | 160 | 116 | 115 | 83  | 681   | ▼        | 1,783    |       |
|                                     |                                  |      |     |       |     |     |     |     |     |     |     |     |     |       |          |          |       |

January 2016 -- April 2017 Filings

Dashboard

Court: Isle of Wight Circuit

Start/End Date: Jan-16 / Apr-17

2016 Average Month: 163

Jan-Apr 2016: 770

Filings Trending: ▼

Circuit/Court ID: 5 205093


Type of Case: Filings

2017 Average Month:155

Jan-Apr 2017 : 621

Overall AVG. Month: 161

Monthly Filings Summary



Jan --- Apr Filings

621

2017

770

2016

| Filings by Division |      |     |     |     |     |     |     |     |     |     |     |     |     |          |          |       |
|---------------------|------|-----|-----|-----|-----|-----|-----|-----|-----|-----|-----|-----|-----|----------|----------|-------|
|                     |      | Jan | Feb | Mar | Apr | May | Jun | Jul | Aug | Sep | Oct | Nov | Dec | Thru Apr | % Change | Total |
| Total               | 2017 | 153 | 130 | 205 | 133 | -   | -   | -   | -   | -   | -   | -   | -   | 621      | -19%     | 621   |
|                     | 2016 | 238 | 198 | 164 | 170 | 107 | 162 | 151 | 127 | 161 | 130 | 175 | 171 | 770      | ▼        | 1,954 |
| Civil               | 2017 | 12  | 24  | 25  | 19  | -   | -   | -   | -   | -   | -   | -   | -   | 80       | -2%      | 80    |
|                     | 2016 | 17  | 23  | 24  | 18  | 20  | 19  | 15  | 33  | 15  | 23  | 19  | 19  | 82       | ▼        | 245   |
| Criminal            | 2017 | 42  | 9   | 87  | 61  | -   | -   | -   | -   | -   | -   | -   | -   | 199      | -26%     | 199   |
|                     | 2016 | 95  | 52  | 32  | 89  | 32  | 72  | 57  | 27  | 92  | 33  | 65  | 72  | 268      | ▼        | 718   |
| Miscellaneous       | 2017 | 87  | 94  | 89  | 53  | -   | -   | -   | -   | -   | -   | -   | -   | 323      | -16%     | 323   |
|                     | 2016 | 115 | 117 | 95  | 58  | 48  | 65  | 70  | 54  | 47  | 68  | 81  | 80  | 385      | ▼        | 898   |
| Other               | 2017 | 12  | 3   | 4   | -   | -   | -   | -   | -   | -   | -   | -   | -   | 19       | -46%     | 19    |
|                     | 2016 | 11  | 6   | 13  | 5   | 7   | 6   | 9   | 13  | 7   | 6   | 10  | -   | 35       | ▼        | 93    |

| Filings by Division & Case Category |                                   |      |     |     |     |     |     |     |     |     |     |     |     |          |          |       |
|-------------------------------------|-----------------------------------|------|-----|-----|-----|-----|-----|-----|-----|-----|-----|-----|-----|----------|----------|-------|
|                                     |                                   | Jan  | Feb | Mar | Apr | May | Jun | Jul | Aug | Sep | Oct | Nov | Dec | Thru Apr | % Change | Total |
| Civil                               | Administrative Law                | 2017 | -   | -   | -   | -   | -   | -   | -   | -   | -   | -   | -   | 0        | -100%    | 0     |
|                                     |                                   | 2016 | -   | -   | 3   | -   | -   | -   | 1   | -   | -   | 1   | -   | 3        | ▼        | 5     |
|                                     | Contested Divorce                 | 2017 | 2   | 4   | 2   | 4   | -   | -   | -   | -   | -   | -   | -   | 12       | -25%     | 12    |
|                                     |                                   | 2016 | 3   | 3   | 7   | 3   | 2   | 4   | 3   | 2   | 1   | 2   | 2   | 16       | ▼        | 34    |
|                                     | Domestic and Family - Level 1     | 2017 | -   | -   | 1   | 1   | -   | -   | -   | -   | -   | -   | -   | 2        | -50%     | 2     |
|                                     |                                   | 2016 | -   | -   | 2   | 2   | -   | 1   | 1   | 1   | 1   | -   | 1   | 4        | ▼        | 9     |
|                                     | Domestic and Family - Level 2     | 2017 | -   | 2   | 1   | 2   | -   | -   | -   | -   | -   | -   | -   | 5        | 0%       | 5     |
|                                     |                                   | 2016 | 1   | 2   | 1   | 1   | 1   | 2   | 3   | -   | 1   | -   | 1   | 5        | ↔        | 14    |
|                                     | General Civil - Level 1           | 2017 | -   | 1   | -   | -   | -   | -   | -   | -   | -   | -   | -   | 1        | 1        | 1     |
|                                     |                                   | 2016 | -   | -   | -   | -   | -   | -   | 1   | 1   | -   | -   | -   | 0        | ↔        | 2     |
|                                     | General Civil - Level 2           | 2017 | 4   | 4   | 10  | 4   | -   | -   | -   | -   | -   | -   | -   | 22       | 57%      | 22    |
|                                     |                                   | 2016 | 5   | 4   | 3   | 2   | 6   | 3   | 9   | 1   | 10  | 5   | 7   | 14       | ▲        | 57    |
| Criminal                            | General Civil - Level 3           | 2017 | 1   | 2   | 2   | 1   | -   | -   | -   | -   | -   | -   | -   | 6        | -25%     | 6     |
|                                     |                                   | 2016 | 2   | 2   | 2   | 2   | 4   | -   | 2   | 3   | 2   | 1   | 3   | 8        | ▼        | 25    |
|                                     | Probates/Wills and Trusts - Level | 2017 | -   | 1   | 2   | -   | -   | -   | -   | -   | -   | -   | -   | 3        | -25%     | 3     |
|                                     |                                   | 2016 | -   | 3   | -   | 1   | 1   | 2   | -   | 2   | 1   | 3   | -   | 4        | ▼        | 14    |
|                                     | Uncontested Divorce               | 2017 | 5   | 10  | 7   | 7   | -   | -   | -   | -   | -   | -   | -   | 29       | 4%       | 29    |
|                                     |                                   | 2016 | 6   | 9   | 6   | 7   | 6   | 8   | 6   | 11  | 8   | 7   | 5   | 28       | ▲        | 85    |
|                                     |                                   |      |     |     |     |     |     |     |     |     |     |     |     |          |          |       |
|                                     | Misdemeanor                       | 2017 | 6   | 1   | 20  | 12  | -   | -   | -   | -   | -   | -   | -   | 39       | 56%      | 39    |
|                                     |                                   | 2016 | 4   | 7   | 9   | 5   | 6   | 9   | 6   | 5   | 7   | 5   | 10  | 25       | ▲        | 79    |
|                                     | Non-Capital Felonies and          | 2017 | 34  | 6   | 57  | 44  | -   | -   | -   | -   | -   | -   | -   | 141      | -35%     | 141   |
|                                     |                                   | 2016 | 89  | 28  | 18  | 81  | 17  | 59  | 48  | 18  | 76  | 18  | 53  | 216      | ▼        | 567   |
|                                     | Other Criminally Related Matters  | 2017 | 2   | 2   | 10  | 5   | -   | -   | -   | -   | -   | -   | -   | 19       | -30%     | 19    |
|                                     |                                   | 2016 | 2   | 17  | 5   | 3   | 9   | 4   | 3   | 4   | 9   | 10  | 2   | 27       | ▼        | 72    |
| Miscellaneous                       |                                   | 2017 | 87  | 94  | 89  | 53  | -   | -   | -   | -   | -   | -   | -   | 323      | -16%     | 323   |
|                                     |                                   | 2016 | 115 | 117 | 95  | 58  | 48  | 65  | 70  | 54  | 47  | 68  | 81  | 385      | ▼        | 898   |
| Other                               |                                   | 2017 | 12  | 3   | 4   | -   | -   | -   | -   | -   | -   | -   | -   | 19       | -46%     | 19    |
|                                     |                                   | 2016 | 11  | 6   | 13  | 5   | 7   | 6   | 9   | 13  | 7   | 6   | 10  | 35       | ▼        | 93    |



January 2016 -- April 2017 Filings

Dashboard

Court: Southampton Circuit

Start/End Date: Jan-16 / Apr-17

2016 Average Month: 166

Jan-Apr 2016: 805

Filings Trending: ▼

Circuit/Court ID: 5 205175

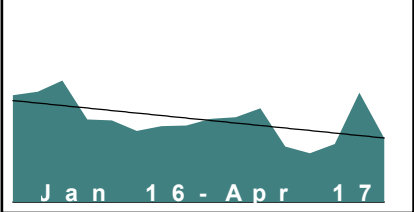
Type of Case: Filings

2017 Average Month:134

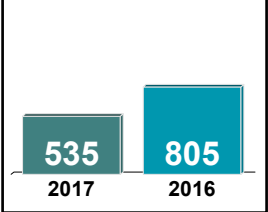
Jan-Apr 2017 : 535

Overall AVG. Month: 158

Monthly Filings Summary



Jan --- Apr Filings



| Filings by Division |      |     |     |     |     |     |     |     |     |     |     |     |     |          |          |       |
|---------------------|------|-----|-----|-----|-----|-----|-----|-----|-----|-----|-----|-----|-----|----------|----------|-------|
|                     |      | Jan | Feb | Mar | Apr | May | Jun | Jul | Aug | Sep | Oct | Nov | Dec | Thru Apr | % Change | Total |
| Total               | 2017 | 93  | 111 | 209 | 122 | -   | -   | -   | -   | -   | -   | -   | -   | 535      | -34%     | 535   |
|                     | 2016 | 204 | 211 | 232 | 158 | 156 | 136 | 145 | 146 | 159 | 162 | 179 | 106 | 805      | ▼        | 1,994 |
| Civil               | 2017 | 15  | 11  | 15  | 21  | -   | -   | -   | -   | -   | -   | -   | -   | 62       | -35%     | 62    |
|                     | 2016 | 14  | 44  | 23  | 15  | 13  | 18  | 19  | 18  | 14  | 17  | 11  | 8   | 96       | ▼        | 214   |
| Criminal            | 2017 | 28  | 39  | 122 | 42  | -   | -   | -   | -   | -   | -   | -   | -   | 231      | -42%     | 231   |
|                     | 2016 | 101 | 81  | 139 | 78  | 103 | 69  | 66  | 68  | 91  | 96  | 117 | 53  | 399      | ▼        | 1,062 |
| Miscellaneous       | 2017 | 46  | 51  | 57  | 44  | -   | -   | -   | -   | -   | -   | -   | -   | 198      | -29%     | 198   |
|                     | 2016 | 76  | 78  | 67  | 57  | 34  | 36  | 55  | 55  | 44  | 44  | 44  | 38  | 278      | ▼        | 628   |
| Other               | 2017 | 4   | 10  | 15  | 15  | -   | -   | -   | -   | -   | -   | -   | -   | 44       | 38%      | 44    |
|                     | 2016 | 13  | 8   | 3   | 8   | 6   | 13  | 5   | 5   | 10  | 5   | 7   | 7   | 32       | ▲        | 90    |

| Filings by Division & Case Category |                                   |      |     |     |     |     |     |     |     |     |     |     |     |          |          |       |
|-------------------------------------|-----------------------------------|------|-----|-----|-----|-----|-----|-----|-----|-----|-----|-----|-----|----------|----------|-------|
|                                     |                                   | Jan  | Feb | Mar | Apr | May | Jun | Jul | Aug | Sep | Oct | Nov | Dec | Thru Apr | % Change | Total |
| Civil                               | Administrative Law                | 2017 | -   | -   | -   | -   | -   | -   | -   | -   | -   | -   | -   | 0        | -100%    | 0     |
|                                     |                                   | 2016 | -   | 1   | -   | -   | 1   | -   | -   | -   | -   | -   | -   | 1        | ▼        | 2     |
|                                     | Contested Divorce                 | 2017 | 2   | 2   | -   | 4   | -   | -   | -   | -   | -   | -   | -   | 8        | -53%     | 8     |
|                                     |                                   | 2016 | 1   | 6   | 7   | 3   | 2   | 3   | 2   | 3   | 2   | 3   | 1   | 17       | ▼        | 35    |
|                                     | Domestic and Family - Level 2     | 2017 | 1   | -   | -   | 1   | -   | -   | -   | -   | -   | -   | -   | 2        | -88%     | 2     |
|                                     |                                   | 2016 | -   | 16  | -   | -   | -   | -   | -   | -   | -   | -   | -   | 16       | ▼        | 16    |
|                                     | General Civil - Level 1           | 2017 | -   | -   | 1   | 2   | -   | -   | -   | -   | -   | -   | -   | 3        | 3        | 3     |
|                                     |                                   | 2016 | -   | -   | -   | -   | -   | -   | -   | 1   | -   | -   | -   | 0        | ↔        | 1     |
|                                     | General Civil - Level 2           | 2017 | 6   | 3   | 6   | 7   | -   | -   | -   | -   | -   | -   | -   | 22       | 10%      | 22    |
|                                     |                                   | 2016 | 3   | 8   | 7   | 2   | 4   | 6   | 5   | 2   | 7   | 2   | 4   | 20       | ▲        | 56    |
| Criminal                            | General Civil - Level 3           | 2017 | 1   | 4   | 4   | 1   | -   | -   | -   | -   | -   | -   | -   | 10       | -44%     | 10    |
|                                     |                                   | 2016 | 3   | 10  | 3   | 2   | 2   | 1   | 3   | 7   | 1   | 3   | 1   | 18       | ▼        | 36    |
|                                     | Probates/Wills and Trusts - Level | 2017 | -   | -   | -   | -   | -   | -   | -   | -   | -   | -   | -   | 0        | 0        | 0     |
|                                     |                                   | 2016 | -   | -   | -   | -   | -   | -   | 1   | -   | -   | 1   | -   | 0        | ↔        | 2     |
|                                     | Uncontested Divorce               | 2017 | 5   | 2   | 4   | 6   | -   | -   | -   | -   | -   | -   | -   | 17       | -29%     | 17    |
|                                     |                                   | 2016 | 7   | 3   | 6   | 8   | 5   | 7   | 8   | 3   | 7   | 8   | 2   | 24       | ▼        | 66    |
|                                     | Misdemeanor                       | 2017 | 2   | 13  | 23  | 8   | -   | -   | -   | -   | -   | -   | -   | 46       | -29%     | 46    |
|                                     |                                   | 2016 | 22  | 11  | 21  | 11  | 37  | 14  | 10  | 12  | 7   | 8   | 11  | 65       | ▼        | 172   |
|                                     | Non-Capital Felonies and          | 2017 | 21  | 24  | 78  | 27  | -   | -   | -   | -   | -   | -   | -   | 150      | -50%     | 150   |
|                                     |                                   | 2016 | 70  | 62  | 105 | 64  | 57  | 48  | 50  | 69  | 88  | 101 | 34  | 301      | ▼        | 804   |
| Other                               | Other Criminally Related Matters  | 2017 | 5   | 2   | 21  | 7   | -   | -   | -   | -   | -   | -   | -   | 35       | 6%       | 35    |
|                                     |                                   | 2016 | 9   | 8   | 13  | 3   | 9   | 7   | 6   | 4   | 10  | 1   | 8   | 33       | ▲        | 86    |
| Miscellaneous                       |                                   | 2017 | 46  | 51  | 57  | 44  | -   | -   | -   | -   | -   | -   | -   | 198      | -29%     | 198   |
|                                     |                                   | 2016 | 76  | 78  | 67  | 57  | 34  | 36  | 55  | 55  | 44  | 44  | 38  | 278      | ▼        | 628   |
| Other                               |                                   | 2017 | 4   | 10  | 15  | 15  | -   | -   | -   | -   | -   | -   | -   | 44       | 38%      | 44    |
|                                     |                                   | 2016 | 13  | 8   | 3   | 8   | 6   | 13  | 5   | 5   | 10  | 5   | 7   | 32       | ▲        | 90    |




January 2016 -- April 2017 Filings

## Dashboard

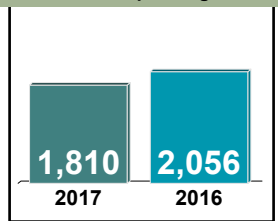
Court: Suffolk Circuit  
 Start/End Date: Jan-16 / Apr-17  
 2016 Average Month: 473  
 Jan-Apr 2016: 2,056  
 Filings Trending: ▼

Circuit/Court ID: 5 205800  
 Type of Case: Filings  
 2017 Average Month: 453  
 Jan-Apr 2017 : 1,810  
 Overall AVG. Month: 468

## Monthly Filings Summary



## Jan --- Apr Filings



## Filings by Division

|                      |      | Jan | Feb | Mar | Apr | May | Jun | Jul | Aug | Sep | Oct | Nov | Dec | Thru Apr | % Change | Total |
|----------------------|------|-----|-----|-----|-----|-----|-----|-----|-----|-----|-----|-----|-----|----------|----------|-------|
| <b>Total</b>         | 2017 | 411 | 466 | 493 | 440 | -   | -   | -   | -   | -   | -   | -   | -   | 1,810    | -12%     | 1,810 |
|                      | 2016 | 502 | 506 | 563 | 485 | 473 | 537 | 464 | 416 | 432 | 350 | 496 | 446 | 2,056    | ▼        | 5,670 |
| <b>Civil</b>         | 2017 | 63  | 60  | 74  | 57  | -   | -   | -   | -   | -   | -   | -   | -   | 254      | 11%      | 254   |
|                      | 2016 | 49  | 62  | 67  | 51  | 61  | 79  | 60  | 69  | 56  | 61  | 63  | 60  | 229      | ▲        | 738   |
| <b>Criminal</b>      | 2017 | 199 | 231 | 224 | 250 | -   | -   | -   | -   | -   | -   | -   | -   | 904      | -18%     | 904   |
|                      | 2016 | 251 | 258 | 301 | 294 | 267 | 295 | 242 | 191 | 236 | 146 | 282 | 204 | 1,104    | ▼        | 2,967 |
| <b>Miscellaneous</b> | 2017 | 147 | 174 | 192 | 128 | -   | -   | -   | -   | -   | -   | -   | -   | 641      | -11%     | 641   |
|                      | 2016 | 201 | 186 | 194 | 138 | 144 | 162 | 161 | 155 | 136 | 142 | 149 | 181 | 719      | ▼        | 1,949 |
| <b>Other</b>         | 2017 | 2   | 1   | 3   | 5   | -   | -   | -   | -   | -   | -   | -   | -   | 11       | 175%     | 11    |
|                      | 2016 | 1   | -   | 1   | 2   | 1   | 1   | 1   | 1   | 4   | 1   | 2   | 1   | 4        | ▲        | 16    |

## Filings by Division &amp; Case Category

|                      |  | Jan  | Feb | Mar | Apr | May | Jun | Jul | Aug | Sep | Oct | Nov | Dec | Thru Apr | % Change | Total |
|----------------------|--|------|-----|-----|-----|-----|-----|-----|-----|-----|-----|-----|-----|----------|----------|-------|
| <b>Civil</b>         | <b>Administrative Law</b>                | 2017 | -   | 1   | -   | 1   | -   | -   | -   | -   | -   | -   | -   | 2        | 0%       | 2     |
|                      |  | 2016 | 1   | -   | -   | 1   | -   | -   | 1   | 2   | -   | -   | -   | 2        | ↔        | 5     |
|                      | <b>Contested Divorce</b>                 | 2017 | 10  | 5   | 8   | 5   | -   | -   | -   | -   | -   | -   | -   | 28       | 4%       | 28    |
|                      |  | 2016 | 4   | 6   | 10  | 7   | 4   | 6   | 8   | 7   | 4   | 5   | 12  | 27       | ▲        | 78    |
|                      | <b>Domestic and Family - Level 1</b>     | 2017 | 3   | 3   | -   | 1   | -   | -   | -   | -   | -   | -   | -   | 7        | -30%     | 7     |
|                      |  | 2016 | -   | 7   | 1   | 2   | 2   | 5   | 4   | 3   | -   | 2   | 1   | 10       | ▼        | 30    |
|                      | <b>Domestic and Family - Level 2</b>     | 2017 | 10  | 5   | 13  | 8   | -   | -   | -   | -   | -   | -   | -   | 36       | 57%      | 36    |
|                      |  | 2016 | 8   | 3   | 6   | 6   | 8   | 10  | 7   | 8   | 7   | 6   | 7   | 23       | ▲        | 82    |
|                      | <b>General Civil - Level 1</b>           | 2017 | 1   | 1   | 1   | -   | -   | -   | -   | -   | -   | -   | -   | 3        | 200%     | 3     |
|                      |  | 2016 | -   | -   | 1   | -   | -   | 2   | -   | 1   | 1   | -   | 1   | 1        | ▲        | 7     |
|                      | <b>General Civil - Level 2</b>           | 2017 | 11  | 16  | 20  | 16  | -   | -   | -   | -   | -   | -   | -   | 63       | 11%      | 63    |
|                      |  | 2016 | 13  | 17  | 14  | 13  | 20  | 21  | 16  | 19  | 10  | 17  | 13  | 57       | ▲        | 181   |
| <b>Criminal</b>      | <b>General Civil - Level 3</b>           | 2017 | 10  | 9   | 4   | 5   | -   | -   | -   | -   | -   | -   | -   | 28       | 33%      | 28    |
|                      |  | 2016 | 7   | 3   | 6   | 5   | 6   | 14  | 12  | 9   | 12  | 5   | 9   | 21       | ▲        | 103   |
|                      | <b>Probates/Wills and Trusts - Level</b> | 2017 | -   | -   | 1   | -   | -   | -   | -   | -   | -   | -   | -   | 1        | 0%       | 1     |
|                      |  | 2016 | 1   | -   | -   | -   | -   | -   | -   | -   | -   | -   | 1   | 1        | ↔        | 2     |
|                      | <b>Probates/Wills and Trusts - Level</b> | 2017 | 3   | 2   | 5   | -   | -   | -   | -   | -   | -   | -   | -   | 10       | 25%      | 10    |
|                      |  | 2016 | 1   | 4   | 1   | 2   | 2   | 5   | -   | 1   | -   | 3   | 2   | 8        | ▲        | 25    |
|                      | <b>Uncontested Divorce</b>               | 2017 | 15  | 18  | 22  | 21  | -   | -   | -   | -   | -   | -   | -   | 76       | -4%      | 76    |
|                      |  | 2016 | 14  | 22  | 28  | 15  | 19  | 16  | 13  | 20  | 20  | 22  | 20  | 79       | ▼        | 225   |
|                      | <b>Capital Murder</b>                    | 2017 | -   | -   | -   | -   | -   | -   | -   | -   | -   | -   | -   | 0        | -100%    | 0     |
|                      |  | 2016 | -   | -   | 4   | -   | 1   | -   | -   | -   | -   | -   | -   | 4        | ▼        | 5     |
|                      | <b>Misdemeanor</b>                       | 2017 | 68  | 49  | 75  | 63  | -   | -   | -   | -   | -   | -   | -   | 255      | -21%     | 255   |
|                      |  | 2016 | 85  | 69  | 95  | 72  | 54  | 52  | 58  | 48  | 45  | 57  | 45  | 321      | ▼        | 733   |
| <b>Miscellaneous</b> | <b>Non-Capital Felonies and</b>          | 2017 | 126 | 178 | 140 | 179 | -   | -   | -   | -   | -   | -   | -   | 623      | -18%     | 623   |
|                      |  | 2016 | 163 | 186 | 195 | 212 | 205 | 235 | 175 | 132 | 184 | 91  | 213 | 756      | ▼        | 2,147 |
|                      | <b>Other Criminally Related Matters</b>  | 2017 | 5   | 4   | 9   | 8   | -   | -   | -   | -   | -   | -   | -   | 26       | 13%      | 26    |
|                      |  | 2016 | 3   | 3   | 7   | 10  | 7   | 8   | 9   | 6   | 4   | 10  | 12  | 23       | ▲        | 82    |
|                      | <b>Miscellaneous</b>                     | 2017 | 147 | 174 | 192 | 128 | -   | -   | -   | -   | -   | -   | -   | 641      | -11%     | 641   |
|                      |  | 2016 | 201 | 186 | 194 | 138 | 144 | 162 | 161 | 155 | 136 | 142 | 149 | 719      | ▼        | 1,949 |
|                      | <b>Other</b>                             | 2017 | 2   | 1   | 3   | 5   | -   | -   | -   | -   | -   | -   | -   | 11       | 175%     | 11    |
|                      |  | 2016 | 1   | -   | 1   | 2   | 1   | 1   | 1   | 4   | 1   | 2   | 1   | 4        | ▲        | 16    |

January 2016 -- April 2017 Filings

Dashboard

Court: Brunswick Circuit

Start/End Date: Jan-16 / Apr-17

2016 Average Month: 96

Jan-Apr 2016: 462

Filings Trending: ▼

Circuit/Court ID: 6 206025


Type of Case: Filings

2017 Average Month:83

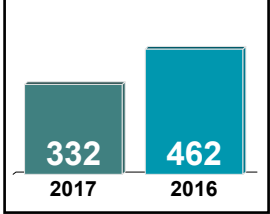
Jan-Apr 2017 : 332

Overall AVG. Month: 93

Monthly Filings Summary



Jan --- Apr Filings



| Filings by Division |      |     |     |     |     |     |     |     |     |     |     |     |     |          |          |       |
|---------------------|------|-----|-----|-----|-----|-----|-----|-----|-----|-----|-----|-----|-----|----------|----------|-------|
|                     |      | Jan | Feb | Mar | Apr | May | Jun | Jul | Aug | Sep | Oct | Nov | Dec | Thru Apr | % Change | Total |
| Total               | 2017 | 52  | 115 | 58  | 107 | -   | -   | -   | -   | -   | -   | -   | -   | 332      | -28%     | 332   |
|                     | 2016 | 70  | 146 | 103 | 143 | 40  | 163 | 43  | 88  | 89  | 72  | 56  | 140 | 462      | ▼        | 1,153 |
| Civil               | 2017 | 10  | 6   | 17  | 7   | -   | -   | -   | -   | -   | -   | -   | -   | 40       | 60%      | 40    |
|                     | 2016 | 5   | 4   | 13  | 3   | 5   | 4   | 8   | 4   | 6   | 4   | 7   | 6   | 25       | ▲        | 69    |
| Criminal            | 2017 | 12  | 90  | 10  | 76  | -   | -   | -   | -   | -   | -   | -   | -   | 188      | -38%     | 188   |
|                     | 2016 | 31  | 105 | 53  | 116 | 14  | 134 | 10  | 60  | 65  | 50  | 26  | 115 | 305      | ▼        | 779   |
| Miscellaneous       | 2017 | 30  | 19  | 31  | 24  | -   | -   | -   | -   | -   | -   | -   | -   | 104      | -21%     | 104   |
|                     | 2016 | 34  | 37  | 37  | 24  | 20  | 25  | 19  | 24  | 18  | 18  | 23  | 19  | 132      | ▼        | 298   |
| Other               | 2017 | -   | -   | -   | -   | -   | -   | -   | -   | -   | -   | -   | -   | 0        | 0        | 0     |
|                     | 2016 | -   | -   | -   | -   | 1   | -   | 6   | -   | -   | -   | -   | -   | 0        | ↔        | 7     |

| Filings by Division & Case Category |                                  |      |     |     |     |     |     |     |     |     |     |     |     |     |          |          |       |
|-------------------------------------|----------------------------------|------|-----|-----|-----|-----|-----|-----|-----|-----|-----|-----|-----|-----|----------|----------|-------|
|                                     |                                  |      | Jan | Feb | Mar | Apr | May | Jun | Jul | Aug | Sep | Oct | Nov | Dec | Thru Apr | % Change | Total |
| Civil                               | Administrative Law               | 2017 | -   | -   | -   | 1   | -   | -   | -   | -   | -   | -   | -   | -   | 1        | 1        | 1     |
|                                     |                                  | 2016 | -   | -   | -   | -   | -   | -   | -   | -   | -   | -   | -   | -   | 0        | ↔        | 0     |
|                                     | Contested Divorce                | 2017 | 1   | -   | 1   | 1   | -   | -   | -   | -   | -   | -   | -   | -   | 3        | 0%       | 3     |
|                                     |                                  | 2016 | 1   | -   | 1   | 1   | 1   | 2   | 1   | 1   | 1   | -   | 2   | -   | 3        | ↔        | 10    |
|                                     | Domestic and Family - Level 1    | 2017 | 1   | -   | -   | -   | -   | -   | -   | -   | -   | -   | -   | -   | 1        | 1        | 1     |
|                                     |                                  | 2016 | -   | -   | -   | -   | -   | -   | -   | -   | -   | -   | -   | -   | 0        | ↔        | 0     |
|                                     | Domestic and Family - Level 2    | 2017 | -   | 1   | -   | -   | -   | -   | -   | -   | -   | -   | -   | -   | 1        | 0%       | 1     |
|                                     |                                  | 2016 | -   | -   | 1   | -   | -   | -   | -   | -   | -   | -   | -   | 1   | 1        | ↔        | 2     |
|                                     | General Civil - Level 1          | 2017 | -   | -   | -   | -   | -   | -   | -   | -   | -   | -   | -   | -   | 0        | 0        | 0     |
|                                     |                                  | 2016 | -   | -   | -   | -   | -   | -   | 1   | -   | -   | -   | -   | -   | 0        | ↔        | 1     |
|                                     | General Civil - Level 2          | 2017 | 3   | 2   | 4   | 2   | -   | -   | -   | -   | -   | -   | -   | -   | 11       | 83%      | 11    |
|                                     |                                  | 2016 | 2   | 1   | 2   | 1   | -   | -   | 2   | 2   | 1   | -   | 2   | 4   | 6        | ▲        | 17    |
| General Civil - Level 3             | 2017                             | 2    | -   | 2   | 3   | -   | -   | -   | -   | -   | -   | -   | -   | 7   | 133%     | 7        |       |
|                                     | 2016                             | 1    | 1   | -   | 1   | 2   | -   | -   | -   | 3   | 1   | -   | -   | 3   | ▲        | 9        |       |
| Probates/Wills and Trusts - Level   | 2017                             | -    | -   | 5   | -   | -   | -   | -   | -   | -   | -   | -   | -   | 5   | 5        | 5        |       |
|                                     | 2016                             | -    | -   | -   | -   | -   | 1   | -   | -   | -   | -   | 1   | -   | 0   | ↔        | 2        |       |
| Uncontested Divorce                 | 2017                             | 3    | 3   | 5   | -   | -   | -   | -   | -   | -   | -   | -   | -   | 11  | -8%      | 11       |       |
|                                     | 2016                             | 1    | 2   | 9   | -   | 2   | 1   | 4   | 1   | 2   | 1   | 4   | 1   | 12  | ▼        | 28       |       |
| Criminal                            | Misdemeanor                      | 2017 | 4   | 34  | -   | 35  | -   | -   | -   | -   | -   | -   | -   | -   | 73       | -35%     | 73    |
|                                     |                                  | 2016 | 16  | 54  | 8   | 34  | 7   | 82  | 2   | 26  | 17  | 19  | 13  | 29  | 112      | ▼        | 307   |
|                                     | Non-Capital Felonies and         | 2017 | 8   | 46  | 10  | 29  | -   | -   | -   | -   | -   | -   | -   | -   | 93       | -46%     | 93    |
|                                     |                                  | 2016 | 13  | 40  | 45  | 75  | 3   | 49  | 8   | 28  | 37  | 29  | 12  | 82  | 173      | ▼        | 421   |
|                                     | Other Criminally Related Matters | 2017 | -   | 10  | -   | 12  | -   | -   | -   | -   | -   | -   | -   | -   | 22       | 10%      | 22    |
| 2016                                |                                  | 2    | 11  | -   | 7   | 4   | 3   | -   | 6   | 11  | 2   | 1   | 4   | 20  | ▲        | 51       |       |
| Miscellaneous                       | 2017                             | 30   | 19  | 31  | 24  | -   | -   | -   | -   | -   | -   | -   | -   | 104 | -21%     | 104      |       |
|                                     | 2016                             | 34   | 37  | 37  | 24  | 20  | 25  | 19  | 24  | 18  | 18  | 23  | 19  | 132 | ▼        | 298      |       |
| Other                               | 2017                             | -    | -   | -   | -   | -   | -   | -   | -   | -   | -   | -   | -   | 0   | 0        | 0        |       |
|                                     | 2016                             | -    | -   | -   | -   | 1   | -   | 6   | -   | -   | -   | -   | -   | 0   | ↔        | 7        |       |
|                                     |                                  |      |     |     |     |     |     |     |     |     |     |     |     |     |          |          |       |

January 2016 -- April 2017 Filings

Dashboard

Court: Greenville Circuit

Circuit/Court ID: 6 206081

Start/End Date: Jan-16 / Apr-17

Type of Case: Filings

2016 Average Month: 58

2017 Average Month:93

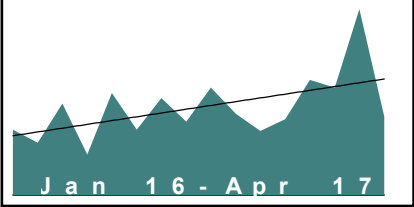
Jan-Apr 2016: 191

Jan-Apr 2017 : 372

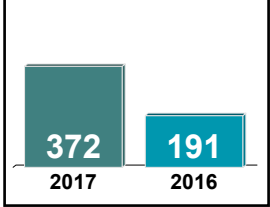
Filings Trending: ▲

Overall AVG. Month: 67

Monthly Filings Summary



Jan --- Apr Filings



| Filings by Division |      |     |     |     |     |     |     |     |     |     |     |     |     |          |          |       |
|---------------------|------|-----|-----|-----|-----|-----|-----|-----|-----|-----|-----|-----|-----|----------|----------|-------|
|                     |      | Jan | Feb | Mar | Apr | May | Jun | Jul | Aug | Sep | Oct | Nov | Dec | Thru Apr | % Change | Total |
| Total               | 2017 | 88  | 82  | 142 | 60  | -   | -   | -   | -   | -   | -   | -   | -   | 372      | 95%      | 372   |
|                     | 2016 | 50  | 40  | 70  | 31  | 78  | 50  | 74  | 56  | 82  | 62  | 49  | 58  | 191      | ▲        | 700   |
| Civil               | 2017 | 12  | 13  | 13  | 25  | -   | -   | -   | -   | -   | -   | -   | -   | 63       | 7%       | 63    |
|                     | 2016 | 15  | 15  | 21  | 8   | 12  | 18  | 18  | 18  | 9   | 10  | 16  | 16  | 59       | ▲        | 176   |
| Criminal            | 2017 | 61  | 59  | 98  | 25  | -   | -   | -   | -   | -   | -   | -   | -   | 243      | 119%     | 243   |
|                     | 2016 | 29  | 21  | 44  | 17  | 61  | 24  | 50  | 33  | 68  | 48  | 31  | 37  | 111      | ▲        | 463   |
| Miscellaneous       | 2017 | 3   | 3   | 8   | 6   | -   | -   | -   | -   | -   | -   | -   | -   | 20       | -5%      | 20    |
|                     | 2016 | 6   | 4   | 5   | 6   | 5   | 8   | 5   | 4   | 5   | 4   | 2   | 4   | 21       | ▼        | 58    |
| Other               | 2017 | 12  | 7   | 23  | 4   | -   | -   | -   | -   | -   | -   | -   | -   | 46       | 46       | 46    |
|                     | 2016 | -   | -   | -   | -   | -   | -   | 1   | 1   | -   | -   | -   | 1   | 0        | ↔        | 3     |

| Filings by Division & Case Category |                                   |      |     |     |     |     |     |     |     |     |     |     |     |          |          |       |
|-------------------------------------|-----------------------------------|------|-----|-----|-----|-----|-----|-----|-----|-----|-----|-----|-----|----------|----------|-------|
|                                     |                                   | Jan  | Feb | Mar | Apr | May | Jun | Jul | Aug | Sep | Oct | Nov | Dec | Thru Apr | % Change | Total |
| Civil                               | Administrative Law                | 2017 | 1   | -   | 1   | 1   | -   | -   | -   | -   | -   | -   | -   | 3        | 3        | 3     |
|                                     |                                   | 2016 | -   | -   | -   | -   | -   | -   | -   | -   | -   | -   | -   | 0        | ↔        | 0     |
|                                     | Contested Divorce                 | 2017 | 2   | 4   | 1   | 3   | -   | -   | -   | -   | -   | -   | -   | 10       | 67%      | 10    |
|                                     |                                   | 2016 | 3   | 3   | -   | -   | 2   | 1   | 2   | 3   | 1   | 3   | 1   | 6        | ▲        | 20    |
|                                     | Domestic and Family - Level 1     | 2017 | -   | 1   | 4   | 3   | -   | -   | -   | -   | -   | -   | -   | 8        | 33%      | 8     |
|                                     |                                   | 2016 | 3   | -   | 2   | 1   | 2   | 4   | -   | 4   | -   | 2   | -   | 6        | ▲        | 18    |
|                                     | Domestic and Family - Level 2     | 2017 | -   | -   | -   | 1   | -   | -   | -   | -   | -   | -   | -   | 1        | -75%     | 1     |
|                                     |                                   | 2016 | -   | -   | 4   | -   | -   | -   | 3   | -   | -   | -   | -   | 4        | ▼        | 7     |
|                                     | General Civil - Level 1           | 2017 | -   | -   | -   | 1   | -   | -   | -   | -   | -   | -   | -   | 1        | -50%     | 1     |
|                                     |                                   | 2016 | -   | 2   | -   | -   | 1   | 2   | 1   | -   | -   | -   | -   | 2        | ▼        | 6     |
|                                     | General Civil - Level 2           | 2017 | 3   | 2   | 5   | 3   | -   | -   | -   | -   | -   | -   | -   | 13       | 0%       | 13    |
|                                     |                                   | 2016 | 2   | 6   | 4   | 1   | 4   | 5   | 6   | 4   | 2   | 5   | 5   | 13       | ↔        | 49    |
| Criminal                            | General Civil - Level 3           | 2017 | 2   | 3   | -   | 12  | -   | -   | -   | -   | -   | -   | -   | 17       | 21%      | 17    |
|                                     |                                   | 2016 | 5   | 2   | 5   | 2   | 3   | 4   | 2   | -   | 2   | 4   | 4   | 14       | ▲        | 33    |
|                                     | Probates/Wills and Trusts - Level | 2017 | -   | -   | -   | -   | -   | -   | -   | -   | -   | -   | -   | 0        | 0        | 0     |
|                                     |                                   | 2016 | -   | -   | -   | -   | 1   | -   | -   | 3   | -   | 1   | 2   | 0        | ↔        | 7     |
|                                     | Uncontested Divorce               | 2017 | 4   | 3   | 2   | 1   | -   | -   | -   | -   | -   | -   | -   | 10       | -29%     | 10    |
|                                     |                                   | 2016 | 2   | 2   | 6   | 4   | -   | 1   | 7   | 3   | 1   | 3   | 4   | 14       | ▼        | 36    |
|                                     | Capital Murder                    | 2017 | -   | -   | -   | -   | -   | -   | -   | -   | -   | -   | -   | 0        | 0        | 0     |
|                                     |                                   | 2016 | -   | -   | -   | -   | 1   | -   | -   | -   | -   | -   | -   | 0        | ↔        | 1     |
|                                     | Misdemeanor                       | 2017 | 9   | 21  | 29  | 9   | -   | -   | -   | -   | -   | -   | -   | 68       | 119%     | 68    |
|                                     |                                   | 2016 | 6   | 6   | 12  | 7   | 6   | 9   | 13  | 22  | 7   | 10  | 15  | 31       | ▲        | 125   |
|                                     | Non-Capital Felonies and          | 2017 | 50  | 37  | 67  | 14  | -   | -   | -   | -   | -   | -   | -   | 168      | 124%     | 168   |
|                                     |                                   | 2016 | 23  | 11  | 31  | 10  | 52  | 13  | 30  | 45  | 40  | 19  | 19  | 75       | ▲        | 308   |
| Miscellaneous                       | Other Criminally Related Matters  | 2017 | 2   | 1   | 2   | 2   | -   | -   | -   | -   | -   | -   | -   | 7        | 40%      | 7     |
|                                     |                                   | 2016 | -   | 4   | 1   | -   | 2   | 2   | 7   | 6   | 1   | 2   | 3   | 5        | ▲        | 29    |
| Other                               | Miscellaneous                     | 2017 | 3   | 3   | 8   | 6   | -   | -   | -   | -   | -   | -   | -   | 20       | -5%      | 20    |
|                                     |                                   | 2016 | 6   | 4   | 5   | 6   | 5   | 8   | 5   | 4   | 5   | 4   | 2   | 21       | ▼        | 58    |
| Other                               | Other                             | 2017 | 12  | 7   | 23  | 4   | -   | -   | -   | -   | -   | -   | -   | 46       | 46       | 46    |
|                                     |                                   | 2016 | -   | -   | -   | -   | -   | 1   | 1   | -   | -   | -   | 1   | 0        | ↔        | 3     |

January 2016 -- April 2017 Filings

Dashboard

Court: Prince George Circuit

Circuit/Court ID: 6 206149

Start/End Date: Jan-16 / Apr-17

Type of Case: Filings

2016 Average Month: 162

2017 Average Month:176


Jan-Apr 2016: 721

Jan-Apr 2017 : 702

Filings Trending: ▼

Overall AVG. Month: 165

Monthly Filings Summary



Jan --- Apr Filings

702

2017

721

2016

| Filings by Division |      |     |     |     |     |     |     |     |     |     |     |     |     |          |          |       |
|---------------------|------|-----|-----|-----|-----|-----|-----|-----|-----|-----|-----|-----|-----|----------|----------|-------|
|                     |      | Jan | Feb | Mar | Apr | May | Jun | Jul | Aug | Sep | Oct | Nov | Dec | Thru Apr | % Change | Total |
| Total               | 2017 | 152 | 156 | 243 | 151 | -   | -   | -   | -   | -   | -   | -   | -   | 702      | -3%      | 702   |
|                     | 2016 | 172 | 191 | 227 | 131 | 164 | 153 | 141 | 114 | 174 | 138 | 190 | 148 | 721      | ▼        | 1,943 |
| Civil               | 2017 | 10  | 14  | 28  | 24  | -   | -   | -   | -   | -   | -   | -   | -   | 76       | 7%       | 76    |
|                     | 2016 | 12  | 20  | 22  | 17  | 20  | 19  | 19  | 14  | 18  | 17  | 11  | 11  | 71       | ▲        | 200   |
| Criminal            | 2017 | 58  | 70  | 128 | 50  | -   | -   | -   | -   | -   | -   | -   | -   | 306      | 36%      | 306   |
|                     | 2016 | 72  | 52  | 68  | 33  | 90  | 53  | 55  | 36  | 96  | 60  | 114 | 70  | 225      | ▲        | 799   |
| Miscellaneous       | 2017 | 83  | 71  | 86  | 77  | -   | -   | -   | -   | -   | -   | -   | -   | 317      | -25%     | 317   |
|                     | 2016 | 87  | 117 | 137 | 81  | 53  | 81  | 67  | 64  | 59  | 61  | 64  | 67  | 422      | ▼        | 938   |
| Other               | 2017 | 1   | 1   | 1   | -   | -   | -   | -   | -   | -   | -   | -   | -   | 3        | 0%       | 3     |
|                     | 2016 | 1   | 2   | -   | -   | 1   | -   | -   | -   | 1   | -   | 1   | -   | 3        | ↔        | 6     |

| Filings by Division & Case Category |                                   |      |     |     |     |     |     |     |     |     |     |     |     |          |          |       |
|-------------------------------------|-----------------------------------|------|-----|-----|-----|-----|-----|-----|-----|-----|-----|-----|-----|----------|----------|-------|
|                                     |                                   | Jan  | Feb | Mar | Apr | May | Jun | Jul | Aug | Sep | Oct | Nov | Dec | Thru Apr | % Change | Total |
| Civil                               | Administrative Law                | 2017 | -   | -   | 1   | 2   | -   | -   | -   | -   | -   | -   | -   | 3        | 3        | 3     |
|                                     |                                   | 2016 | -   | -   | -   | -   | -   | -   | -   | -   | -   | -   | -   | 0        | ↔        | 0     |
|                                     | Contested Divorce                 | 2017 | 3   | 3   | 6   | 2   | -   | -   | -   | -   | -   | -   | -   | 14       | -33%     | 14    |
|                                     |                                   | 2016 | 5   | 7   | 7   | 2   | 4   | 1   | 1   | 4   | 4   | 3   | 4   | 21       | ▼        | 44    |
|                                     | Domestic and Family - Level 1     | 2017 | -   | 1   | 1   | -   | -   | -   | -   | -   | -   | -   | -   | 2        | 2        | 2     |
|                                     |                                   | 2016 | -   | -   | -   | -   | -   | 1   | -   | -   | -   | -   | 1   | 0        | ↔        | 2     |
|                                     | Domestic and Family - Level 2     | 2017 | -   | 1   | -   | -   | -   | -   | -   | -   | -   | -   | -   | 1        | -75%     | 1     |
|                                     |                                   | 2016 | -   | -   | 3   | 1   | -   | 1   | 2   | -   | -   | -   | -   | 4        | ▼        | 7     |
|                                     | General Civil - Level 2           | 2017 | 1   | 2   | 4   | 1   | -   | -   | -   | -   | -   | -   | -   | 8        | -38%     | 8     |
|                                     |                                   | 2016 | 2   | 4   | 3   | 4   | -   | 4   | 3   | 5   | 3   | 4   | 3   | 13       | ▼        | 38    |
|                                     | General Civil - Level 3           | 2017 | 1   | 2   | 1   | 5   | -   | -   | -   | -   | -   | -   | -   | 9        | 200%     | 9     |
|                                     |                                   | 2016 | -   | 1   | 2   | -   | 1   | 2   | 1   | 1   | 2   | -   | 3   | 3        | ▲        | 13    |
| Criminal                            | Probates/Wills and Trusts - Level | 2017 | -   | -   | -   | -   | -   | -   | -   | -   | -   | -   | -   | 0        | 0        | 0     |
|                                     |                                   | 2016 | -   | -   | -   | -   | -   | -   | -   | -   | 1   | -   | -   | 0        | ↔        | 1     |
|                                     | Probates/Wills and Trusts - Level | 2017 | 1   | -   | -   | 1   | -   | -   | -   | -   | -   | -   | -   | 2        | 0%       | 2     |
|                                     |                                   | 2016 | -   | 1   | -   | 1   | -   | 1   | 4   | -   | -   | -   | -   | 2        | ↔        | 7     |
|                                     | Uncontested Divorce               | 2017 | 4   | 5   | 15  | 13  | -   | -   | -   | -   | -   | -   | -   | 37       | 32%      | 37    |
|                                     |                                   | 2016 | 5   | 7   | 7   | 9   | 15  | 11  | 8   | 4   | 7   | 10  | 3   | 28       | ▲        | 88    |
|                                     | Capital Murder                    | 2017 | -   | -   | -   | -   | -   | -   | -   | -   | -   | -   | -   | 0        | -100%    | 0     |
|                                     |                                   | 2016 | -   | -   | 1   | -   | -   | -   | -   | -   | -   | -   | -   | 1        | ▼        | 1     |
|                                     | Misdemeanor                       | 2017 | 25  | 13  | 12  | 15  | -   | -   | -   | -   | -   | -   | -   | 65       | 48%      | 65    |
|                                     |                                   | 2016 | 9   | 11  | 16  | 8   | 19  | 14  | 14  | 6   | 16  | 14  | 49  | 44       | ▲        | 203   |
|                                     | Non-Capital Felonies and          | 2017 | 32  | 51  | 114 | 31  | -   | -   | -   | -   | -   | -   | -   | 228      | 35%      | 228   |
|                                     |                                   | 2016 | 63  | 37  | 49  | 20  | 69  | 38  | 38  | 28  | 79  | 40  | 64  | 169      | ▲        | 565   |
| Other                               | Other Criminally Related Matters  | 2017 | 1   | 6   | 2   | 4   | -   | -   | -   | -   | -   | -   | -   | 13       | 18%      | 13    |
|                                     |                                   | 2016 | -   | 4   | 2   | 5   | 2   | 1   | 3   | 2   | 1   | 6   | 1   | 11       | ▲        | 30    |
| Miscellaneous                       |                                   | 2017 | 83  | 71  | 86  | 77  | -   | -   | -   | -   | -   | -   | -   | 317      | -25%     | 317   |
|                                     |                                   | 2016 | 87  | 117 | 137 | 81  | 53  | 81  | 67  | 64  | 59  | 61  | 64  | 422      | ▼        | 938   |
| Other                               |                                   | 2017 | 1   | 1   | 1   | -   | -   | -   | -   | -   | -   | -   | -   | 3        | 0%       | 3     |
|                                     |                                   | 2016 | 1   | 2   | -   | -   | 1   | -   | -   | 1   | -   | 1   | -   | 3        | ↔        | 6     |

January 2016 -- April 2017 Filings

Dashboard

Court: Surry Circuit

Start/End Date: Jan-16 / Apr-17

2016 Average Month: 25

Jan-Apr 2016: 89

Filings Trending: ▲

Circuit/Court ID: 6 206181

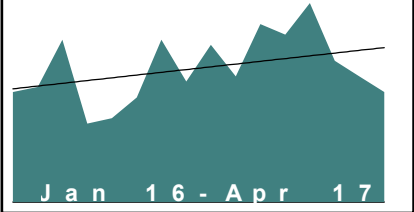
Type of Case: Filings

2017 Average Month:28

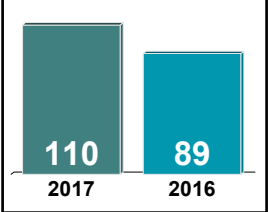
Jan-Apr 2017 : 110

Overall AVG. Month: 26

Monthly Filings Summary



Jan --- Apr Filings



| Filings by Division |      |     |     |     |     |     |     |     |     |     |     |     |     |          |          |       |
|---------------------|------|-----|-----|-----|-----|-----|-----|-----|-----|-----|-----|-----|-----|----------|----------|-------|
|                     |      | Jan | Feb | Mar | Apr | May | Jun | Jul | Aug | Sep | Oct | Nov | Dec | Thru Apr | % Change | Total |
| Total               | 2017 | 38  | 27  | 24  | 21  | -   | -   | -   | -   | -   | -   | -   | -   | 110      | 24%      | 110   |
|                     | 2016 | 21  | 22  | 31  | 15  | 16  | 20  | 31  | 23  | 30  | 24  | 34  | 32  | 89       | ▲        | 299   |
| Civil               | 2017 | 5   | 4   | 5   | 4   | -   | -   | -   | -   | -   | -   | -   | -   | 18       | 6%       | 18    |
|                     | 2016 | 4   | 2   | 4   | 7   | 4   | 5   | 4   | 3   | 3   | 7   | 8   | 2   | 17       | ▲        | 53    |
| Criminal            | 2017 | 10  | 1   | 1   | 3   | -   | -   | -   | -   | -   | -   | -   | -   | 15       | -32%     | 15    |
|                     | 2016 | 3   | -   | 17  | 2   | 7   | 1   | 7   | 1   | 18  | 1   | 4   | 4   | 22       | ▼        | 65    |
| Miscellaneous       | 2017 | 23  | 22  | 18  | 14  | -   | -   | -   | -   | -   | -   | -   | -   | 77       | 54%      | 77    |
|                     | 2016 | 14  | 20  | 10  | 6   | 5   | 14  | 20  | 19  | 9   | 16  | 22  | 26  | 50       | ▲        | 181   |

| Filings by Division & Case Category |                                   |      |     |     |     |     |     |     |     |     |     |     |     |          |          |       |
|-------------------------------------|-----------------------------------|------|-----|-----|-----|-----|-----|-----|-----|-----|-----|-----|-----|----------|----------|-------|
|                                     |                                   | Jan  | Feb | Mar | Apr | May | Jun | Jul | Aug | Sep | Oct | Nov | Dec | Thru Apr | % Change | Total |
| Civil                               | Administrative Law                | 2017 | 1   | -   | -   | -   | -   | -   | -   | -   | -   | -   | -   | 1        | 1        | 1     |
|                                     |                                   | 2016 | -   | -   | -   | -   | -   | -   | -   | -   | -   | -   | -   | 0        | ↔        | 0     |
|                                     | Contested Divorce                 | 2017 | -   | -   | 1   | 2   | -   | -   | -   | -   | -   | -   | -   | 3        | -40%     | 3     |
|                                     |                                   | 2016 | 3   | -   | 1   | 1   | -   | -   | -   | -   | 4   | -   | 1   | 5        | ▼        | 11    |
|                                     | Domestic and Family - Level 1     | 2017 | -   | -   | 2   | -   | -   | -   | -   | -   | -   | -   | -   | 2        | 2        | 2     |
|                                     |                                   | 2016 | -   | -   | -   | -   | -   | -   | -   | -   | -   | -   | -   | 0        | ↔        | 0     |
|                                     | Domestic and Family - Level 2     | 2017 | -   | -   | -   | -   | -   | -   | -   | -   | -   | -   | -   | 0        | 0        | 0     |
|                                     |                                   | 2016 | -   | -   | -   | -   | 1   | -   | -   | 1   | -   | 1   | -   | 0        | ↔        | 3     |
|                                     | General Civil - Level 1           | 2017 | -   | -   | -   | -   | -   | -   | -   | -   | -   | -   | -   | 0        | -100%    | 0     |
|                                     |                                   | 2016 | -   | -   | -   | 1   | -   | -   | -   | -   | -   | -   | -   | 1        | ▼        | 1     |
|                                     | General Civil - Level 2           | 2017 | 2   | 2   | 1   | 1   | -   | -   | -   | -   | -   | -   | -   | 6        | 200%     | 6     |
|                                     |                                   | 2016 | -   | -   | 1   | 1   | 1   | 2   | 1   | -   | -   | 2   | -   | 2        | ▲        | 9     |
| Criminal                            | General Civil - Level 3           | 2017 | -   | 1   | -   | -   | -   | -   | -   | -   | -   | -   | -   | 1        | -83%     | 1     |
|                                     |                                   | 2016 | -   | 1   | 2   | 3   | 2   | 1   | 1   | 1   | -   | -   | -   | 6        | ▼        | 12    |
|                                     | Probates/Wills and Trusts - Level | 2017 | -   | -   | -   | -   | -   | -   | -   | -   | -   | -   | -   | 0        | -100%    | 0     |
|                                     |                                   | 2016 | -   | 1   | -   | -   | -   | -   | -   | -   | -   | -   | -   | 1        | ▼        | 1     |
|                                     | Uncontested Divorce               | 2017 | 2   | 1   | 1   | 1   | -   | -   | -   | -   | -   | -   | -   | 5        | 150%     | 5     |
|                                     |                                   | 2016 | 1   | -   | -   | 1   | -   | 2   | 1   | 1   | 3   | 5   | 1   | 2        | ▲        | 16    |
|                                     |                                   |      |     |     |     |     |     |     |     |     |     |     |     |          |          |       |
|                                     | Misdemeanor                       | 2017 | 1   | -   | -   | -   | -   | -   | -   | -   | -   | -   | -   | 1        | -50%     | 1     |
|                                     |                                   | 2016 | -   | -   | 1   | 1   | -   | 1   | -   | 6   | -   | -   | -   | 2        | ▼        | 9     |
|                                     | Non-Capital Felonies and          | 2017 | 8   | 1   | 1   | 3   | -   | -   | -   | -   | -   | -   | -   | 13       | -32%     | 13    |
|                                     |                                   | 2016 | 2   | -   | 16  | 1   | 7   | 7   | 1   | 11  | 1   | 3   | 4   | 19       | ▼        | 53    |
|                                     | Other Criminally Related Matters  | 2017 | 1   | -   | -   | -   | -   | -   | -   | -   | -   | -   | -   | 1        | 0%       | 1     |
|                                     |                                   | 2016 | 1   | -   | -   | -   | -   | -   | -   | 1   | -   | 1   | -   | 1        | ↔        | 3     |
|                                     |                                   |      |     |     |     |     |     |     |     |     |     |     |     |          |          |       |
| Miscellaneous                       | 2017                              | 23   | 22  | 18  | 14  | -   | -   | -   | -   | -   | -   | -   | -   | 77       | 54%      | 77    |
|                                     | 2016                              | 14   | 20  | 10  | 6   | 5   | 14  | 20  | 19  | 9   | 16  | 22  | 26  | 50       | ▲        | 181   |

January 2016 -- April 2017 Filings

Dashboard

Court: Sussex Circuit

Start/End Date: Jan-16 / Apr-17

2016 Average Month: 49

Jan-Apr 2016: 210

Filings Trending: ▼

Circuit/Court ID: 6 206183

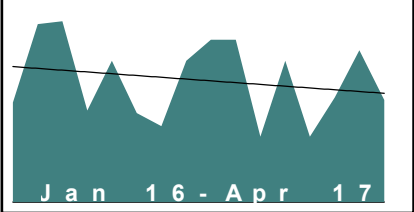
Type of Case: Filings

2017 Average Month:41

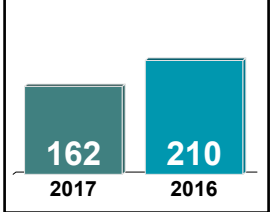
Jan-Apr 2017 : 162

Overall AVG. Month: 47

Monthly Filings Summary



Jan --- Apr Filings



| Filings by Division |      |     |     |     |     |     |     |     |     |     |     |     |     |          |          |       |
|---------------------|------|-----|-----|-----|-----|-----|-----|-----|-----|-----|-----|-----|-----|----------|----------|-------|
|                     |      | Jan | Feb | Mar | Apr | May | Jun | Jul | Aug | Sep | Oct | Nov | Dec | Thru Apr | % Change | Total |
| Total               | 2017 | 25  | 40  | 58  | 39  | -   | -   | -   | -   | -   | -   | -   | -   | 162      | -23%     | 162   |
|                     | 2016 | 38  | 68  | 69  | 35  | 54  | 34  | 29  | 54  | 62  | 62  | 25  | 54  | 210      | ▼        | 584   |
| Civil               | 2017 | 5   | 10  | 3   | 3   | -   | -   | -   | -   | -   | -   | -   | -   | 21       | 5%       | 21    |
|                     | 2016 | -   | 3   | 12  | 5   | 4   | 6   | 4   | 19  | 9   | 4   | 3   | 4   | 20       | ▲        | 73    |
| Criminal            | 2017 | 12  | 14  | 28  | 20  | -   | -   | -   | -   | -   | -   | -   | -   | 74       | -33%     | 74    |
|                     | 2016 | 19  | 48  | 34  | 9   | 36  | 20  | 11  | 18  | 36  | 49  | 4   | 41  | 110      | ▼        | 325   |
| Miscellaneous       | 2017 | 8   | 16  | 27  | 16  | -   | -   | -   | -   | -   | -   | -   | -   | 67       | -15%     | 67    |
|                     | 2016 | 19  | 17  | 23  | 20  | 14  | 8   | 14  | 17  | 17  | 9   | 17  | 9   | 79       | ▼        | 184   |
| Other               | 2017 | -   | -   | -   | -   | -   | -   | -   | -   | -   | -   | -   | -   | 0        | -100%    | 0     |
|                     | 2016 | -   | -   | -   | 1   | -   | -   | -   | -   | -   | -   | 1   | -   | 1        | ▼        | 2     |

| Filings by Division & Case Category |                                   |      |     |     |     |     |     |     |     |     |     |     |     |          |          |       |
|-------------------------------------|-----------------------------------|------|-----|-----|-----|-----|-----|-----|-----|-----|-----|-----|-----|----------|----------|-------|
|                                     |                                   | Jan  | Feb | Mar | Apr | May | Jun | Jul | Aug | Sep | Oct | Nov | Dec | Thru Apr | % Change | Total |
| Civil                               | Administrative Law                | 2017 | -   | -   | -   | 1   | -   | -   | -   | -   | -   | -   | -   | 1        | 1        | 1     |
|                                     |                                   | 2016 | -   | -   | -   | -   | -   | -   | -   | -   | -   | -   | -   | 0        | ↔        | 0     |
|                                     | Contested Divorce                 | 2017 | 1   | 1   | -   | -   | -   | -   | -   | -   | -   | -   | -   | 2        | -60%     | 2     |
|                                     |                                   | 2016 | -   | -   | 3   | 2   | 1   | 1   | -   | -   | 1   | -   | 1   | 5        | ▼        | 10    |
|                                     | General Civil - Level 2           | 2017 | 1   | 3   | 2   | 2   | -   | -   | -   | -   | -   | -   | -   | 8        | 14%      | 8     |
|                                     |                                   | 2016 | -   | -   | 6   | 1   | 2   | 1   | 3   | 2   | 4   | 1   | 1   | 7        | ▲        | 21    |
|                                     | General Civil - Level 3           | 2017 | 2   | 2   | 1   | -   | -   | -   | -   | -   | -   | -   | -   | 5        | 150%     | 5     |
|                                     |                                   | 2016 | -   | 2   | -   | -   | 1   | -   | -   | 17  | 3   | 1   | 2   | 2        | ▲        | 27    |
|                                     | Probates/Wills and Trusts - Level | 2017 | -   | -   | -   | -   | -   | -   | -   | -   | -   | -   | -   | 0        | -100%    | 0     |
|                                     |                                   | 2016 | -   | -   | 2   | -   | -   | 1   | -   | -   | -   | -   | 1   | 2        | ▼        | 4     |
| Criminal                            | Uncontested Divorce               | 2017 | 1   | 4   | -   | -   | -   | -   | -   | -   | -   | -   | -   | 5        | 25%      | 5     |
|                                     |                                   | 2016 | -   | 1   | 1   | 2   | -   | 3   | -   | -   | 2   | 1   | 1   | 4        | ▲        | 11    |
|                                     | Misdemeanor                       | 2017 | 4   | 6   | 8   | 5   | -   | -   | -   | -   | -   | -   | -   | 23       | -4%      | 23    |
|                                     |                                   | 2016 | 4   | 8   | 11  | 1   | 11  | 7   | 8   | 6   | 11  | -   | 18  | 24       | ▼        | 103   |
|                                     | Non-Capital Felonies and          | 2017 | 8   | 5   | 19  | 10  | -   | -   | -   | -   | -   | -   | -   | 42       | -45%     | 42    |
|                                     |                                   | 2016 | 14  | 37  | 19  | 7   | 19  | 11  | 2   | 8   | 25  | 3   | 18  | 77       | ▼        | 188   |
|                                     | Other Criminally Related Matters  | 2017 | -   | 3   | 1   | 5   | -   | -   | -   | -   | -   | -   | -   | 9        | 0%       | 9     |
|                                     |                                   | 2016 | 1   | 3   | 4   | 1   | 6   | 2   | 1   | 4   | -   | 6   | 1   | 9        | ↔        | 34    |
|                                     | Miscellaneous                     | 2017 | 8   | 16  | 27  | 16  | -   | -   | -   | -   | -   | -   | -   | 67       | -15%     | 67    |
|                                     |                                   | 2016 | 19  | 17  | 23  | 20  | 14  | 8   | 14  | 17  | 17  | 9   | 17  | 79       | ▼        | 184   |
| Other                               |                                   | 2017 | -   | -   | -   | -   | -   | -   | -   | -   | -   | -   | -   | 0        | -100%    | 0     |
|                                     |                                   | 2016 | -   | -   | -   | 1   | -   | -   | -   | -   | -   | 1   | -   | 1        | ▼        | 2     |


January 2016 -- April 2017 Filings

## Dashboard

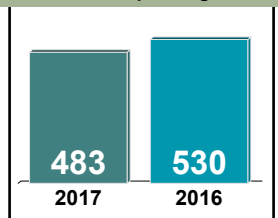
Court: Hopewell Circuit  
 Start/End Date: Jan-16 / Apr-17  
 2016 Average Month: 118  
 Jan-Apr 2016: 530  
 Filings Trending: ▼

Circuit/Court ID: 6 206670  
 Type of Case: Filings  
 2017 Average Month: 121  
 Jan-Apr 2017 : 483  
 Overall AVG. Month: 119

## Monthly Filings Summary



## Jan --- Apr Filings



## Filings by Division

|                      |      | Jan | Feb | Mar | Apr | May | Jun | Jul | Aug | Sep | Oct | Nov | Dec | Thru Apr | % Change | Total |
|----------------------|------|-----|-----|-----|-----|-----|-----|-----|-----|-----|-----|-----|-----|----------|----------|-------|
| <b>Total</b>         | 2017 | 79  | 123 | 155 | 126 | -   | -   | -   | -   | -   | -   | -   | -   | 483      | -9%      | 483   |
|                      | 2016 | 125 | 109 | 154 | 142 | 98  | 112 | 125 | 175 | 102 | 95  | 89  | 95  | 530      | ▼        | 1,421 |
| <b>Civil</b>         | 2017 | 14  | 19  | 14  | 15  | -   | -   | -   | -   | -   | -   | -   | -   | 62       | -2%      | 62    |
|                      | 2016 | 13  | 13  | 24  | 13  | 11  | 12  | 21  | 18  | 15  | 15  | 6   | 11  | 63       | ▼        | 172   |
| <b>Criminal</b>      | 2017 | 34  | 68  | 81  | 69  | -   | -   | -   | -   | -   | -   | -   | -   | 252      | -17%     | 252   |
|                      | 2016 | 79  | 54  | 85  | 87  | 63  | 72  | 70  | 124 | 57  | 55  | 56  | 49  | 305      | ▼        | 851   |
| <b>Miscellaneous</b> | 2017 | 30  | 36  | 60  | 41  | -   | -   | -   | -   | -   | -   | -   | -   | 167      | 3%       | 167   |
|                      | 2016 | 33  | 42  | 45  | 42  | 24  | 28  | 33  | 33  | 30  | 25  | 27  | 35  | 162      | ▲        | 397   |
| <b>Other</b>         | 2017 | 1   | -   | -   | 1   | -   | -   | -   | -   | -   | -   | -   | -   | 2        | 2        | 2     |
|                      | 2016 | -   | -   | -   | -   | -   | -   | 1   | -   | -   | -   | -   | -   | 0        | ↔        | 1     |

## Filings by Division &amp; Case Category

|                 |  | Jan  | Feb | Mar | Apr | May | Jun | Jul | Aug | Sep | Oct | Nov | Dec | Thru Apr | % Change | Total |
|-----------------|--|------|-----|-----|-----|-----|-----|-----|-----|-----|-----|-----|-----|----------|----------|-------|
| <b>Civil</b>    | <b>Administrative Law</b>                | 2017 | -   | -   | -   | -   | -   | -   | -   | -   | -   | -   | -   | 0        | 0        | 0     |
|                 |  | 2016 | -   | -   | -   | -   | -   | 1   | -   | -   | -   | -   | -   | 0        | ↔        | 1     |
|                 | <b>Contested Divorce</b>                 | 2017 | 3   | 1   | 2   | 3   | -   | -   | -   | -   | -   | -   | -   | 9        | 0%       | 9     |
|                 |  | 2016 | 2   | 1   | 3   | 3   | 2   | 2   | 1   | 4   | -   | -   | -   | 9        | ↔        | 20    |
|                 | <b>Domestic and Family - Level 1</b>     | 2017 | -   | -   | -   | -   | -   | -   | -   | -   | -   | -   | -   | 0        | 0        | 0     |
|                 |  | 2016 | -   | -   | -   | -   | 1   | -   | -   | -   | -   | -   | -   | 0        | ↔        | 1     |
|                 | <b>Domestic and Family - Level 2</b>     | 2017 | -   | -   | 1   | 2   | -   | -   | -   | -   | -   | -   | -   | 3        | 50%      | 3     |
|                 |  | 2016 | -   | -   | 2   | -   | 1   | 1   | 5   | 1   | -   | 1   | 1   | 2        | ▲        | 13    |
|                 | <b>General Civil - Level 1</b>           | 2017 | 3   | 1   | -   | -   | -   | -   | -   | -   | -   | -   | -   | 4        | 4        | 4     |
|                 |  | 2016 | -   | -   | -   | -   | -   | -   | -   | -   | -   | -   | -   | 0        | ↔        | 0     |
|                 | <b>General Civil - Level 2</b>           | 2017 | 3   | 5   | 2   | -   | -   | -   | -   | -   | -   | -   | -   | 10       | -50%     | 10    |
|                 |  | 2016 | 3   | 7   | 6   | 4   | 1   | 3   | 1   | 2   | 4   | 3   | 5   | 20       | ▼        | 47    |
|                 | <b>General Civil - Level 3</b>           | 2017 | 1   | 7   | 3   | 1   | -   | -   | -   | -   | -   | -   | -   | 12       | -25%     | 12    |
|                 |  | 2016 | 3   | 2   | 7   | 4   | 1   | 3   | 4   | 3   | 1   | -   | -   | 16       | ▼        | 28    |
|                 | <b>Probates/Wills and Trusts - Level</b> | 2017 | -   | -   | -   | -   | -   | -   | -   | -   | -   | -   | -   | 0        | 0        | 0     |
|                 |  | 2016 | -   | -   | -   | -   | -   | -   | -   | -   | 1   | -   | 1   | 0        | ↔        | 2     |
| <b>Criminal</b> | <b>Capital Murder</b>                    | 2017 | -   | -   | -   | 2   | -   | -   | -   | -   | -   | -   | -   | 2        | 2        | 2     |
|                 |  | 2016 | -   | -   | -   | -   | -   | -   | -   | -   | -   | -   | -   | 0        | ↔        | 0     |
|                 | <b>Misdemeanor</b>                       | 2017 | 12  | 16  | 33  | 21  | -   | -   | -   | -   | -   | -   | -   | 82       | 6%       | 82    |
|                 |  | 2016 | 18  | 9   | 26  | 24  | 25  | 24  | 29  | 21  | 12  | 16  | 12  | 77       | ▲        | 237   |
|                 | <b>Non-Capital Felonies and</b>          | 2017 | 19  | 50  | 48  | 46  | -   | -   | -   | -   | -   | -   | -   | 163      | -27%     | 163   |
|                 |  | 2016 | 61  | 43  | 58  | 61  | 36  | 47  | 39  | 103 | 43  | 39  | 33  | 223      | ▼        | 598   |
|                 | <b>Other Criminally Related Matters</b>  | 2017 | 3   | 2   | -   | -   | -   | -   | -   | -   | -   | -   | -   | 5        | 0%       | 5     |
|                 |  | 2016 | -   | 2   | 1   | 2   | 2   | 1   | 2   | -   | 1   | -   | 4   | 5        | ↔        | 16    |
|                 | <b>Miscellaneous</b>                     | 2017 | 30  | 36  | 60  | 41  | -   | -   | -   | -   | -   | -   | -   | 167      | 3%       | 167   |
|                 |  | 2016 | 33  | 42  | 45  | 42  | 24  | 28  | 33  | 33  | 30  | 27  | 35  | 162      | ▲        | 397   |
|                 | <b>Other</b>                             | 2017 | 1   | -   | -   | 1   | -   | -   | -   | -   | -   | -   | -   | 2        | 2        | 2     |
|                 |  | 2016 | -   | -   | -   | -   | -   | 1   | -   | -   | -   | -   | -   | 0        | ↔        | 1     |



January 2016 -- April 2017 Filings

Dashboard

Court: Newport News Circuit

Circuit/Court ID: 7 207700

Start/End Date: Jan-16 / Apr-17

Type of Case: Filings

2016 Average Month: 749

2017 Average Month:738

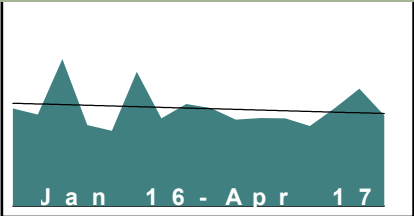
Jan-Apr 2016: 3,187

Jan-Apr 2017 : 2,951

Filings Trending: ▼

Overall AVG. Month: 746

Monthly Filings Summary



Jan --- Apr Filings

2,951

3,187

2017

2016

| Filings by Division |      |     |     |       |     |     |       |     |     |     |     |     |     |          |          |       |
|---------------------|------|-----|-----|-------|-----|-----|-------|-----|-----|-----|-----|-----|-----|----------|----------|-------|
|                     |      | Jan | Feb | Mar   | Apr | May | Jun   | Jul | Aug | Sep | Oct | Nov | Dec | Thru Apr | % Change | Total |
| Total               | 2017 | 612 | 749 | 897   | 693 | -   | -     | -   | -   | -   | -   | -   | -   | 2,951    | -7%      | 2,951 |
|                     | 2016 | 745 | 699 | 1,124 | 619 | 575 | 1,025 | 671 | 780 | 748 | 661 | 673 | 669 | 3,187    | ▼        | 8,989 |
| Civil               | 2017 | 111 | 133 | 153   | 148 | -   | -     | -   | -   | -   | -   | -   | -   | 545      | -3%      | 545   |
|                     | 2016 | 106 | 182 | 143   | 133 | 117 | 142   | 112 | 140 | 137 | 136 | 119 | 127 | 564      | ▼        | 1,594 |
| Criminal            | 2017 | 262 | 327 | 382   | 315 | -   | -     | -   | -   | -   | -   | -   | -   | 1,286    | -5%      | 1,286 |
|                     | 2016 | 331 | 160 | 620   | 249 | 262 | 632   | 323 | 375 | 366 | 292 | 303 | 291 | 1,360    | ▼        | 4,204 |
| Miscellaneous       | 2017 | 201 | 263 | 331   | 203 | -   | -     | -   | -   | -   | -   | -   | -   | 998      | -14%     | 998   |
|                     | 2016 | 286 | 322 | 336   | 214 | 177 | 236   | 212 | 237 | 213 | 208 | 225 | 233 | 1,158    | ▼        | 2,899 |
| Other               | 2017 | 38  | 26  | 31    | 27  | -   | -     | -   | -   | -   | -   | -   | -   | 122      | 16%      | 122   |
|                     | 2016 | 22  | 35  | 25    | 23  | 19  | 15    | 24  | 28  | 32  | 25  | 26  | 18  | 105      | ▲        | 292   |

| Filings by Division & Case Category |                                   |      |     |     |     |     |     |     |     |     |     |     |     |          |          |       |
|-------------------------------------|-----------------------------------|------|-----|-----|-----|-----|-----|-----|-----|-----|-----|-----|-----|----------|----------|-------|
|                                     |                                   | Jan  | Feb | Mar | Apr | May | Jun | Jul | Aug | Sep | Oct | Nov | Dec | Thru Apr | % Change | Total |
| Civil                               | Administrative Law                | 2017 | 1   | -   | -   | -   | -   | -   | -   | -   | -   | -   | -   | 1        | 0%       | 1     |
|                                     |                                   | 2016 | -   | -   | 1   | -   | -   | -   | 2   | 2   | 3   | -   | 1   | 1        | ↔        | 9     |
|                                     | Contested Divorce                 | 2017 | 8   | 18  | 35  | 13  | -   | -   | -   | -   | -   | -   | -   | 74       | 10%      | 74    |
|                                     |                                   | 2016 | 15  | 14  | 23  | 15  | 16  | 15  | 16  | 25  | 22  | 11  | 15  | 67       | ▲        | 204   |
|                                     | Domestic and Family - Level 1     | 2017 | -   | -   | 1   | -   | -   | -   | -   | -   | -   | -   | -   | 1        | 0%       | 1     |
|                                     |                                   | 2016 | -   | -   | -   | 1   | -   | 1   | -   | 3   | -   | -   | -   | 1        | ↔        | 5     |
|                                     | Domestic and Family - Level 2     | 2017 | 4   | 3   | 3   | 5   | -   | -   | -   | -   | -   | -   | -   | 15       | -12%     | 15    |
|                                     |                                   | 2016 | 5   | 3   | 5   | 4   | 3   | 10  | 2   | 9   | 8   | 5   | 5   | 17       | ▼        | 64    |
|                                     | General Civil - Level 1           | 2017 | 7   | 5   | 8   | 44  | -   | -   | -   | -   | -   | -   | -   | 64       | -25%     | 64    |
|                                     |                                   | 2016 | 7   | 34  | 6   | 38  | 6   | 6   | 3   | 7   | 10  | 30  | 5   | 85       | ▼        | 158   |
|                                     | General Civil - Level 2           | 2017 | 35  | 36  | 28  | 25  | -   | -   | -   | -   | -   | -   | -   | 124      | 11%      | 124   |
|                                     |                                   | 2016 | 29  | 33  | 26  | 24  | 26  | 34  | 41  | 38  | 33  | 26  | 32  | 112      | ▲        | 369   |
|                                     | General Civil - Level 3           | 2017 | 21  | 25  | 29  | 26  | -   | -   | -   | -   | -   | -   | -   | 101      | 22%      | 101   |
|                                     |                                   | 2016 | 14  | 34  | 23  | 12  | 13  | 29  | 13  | 20  | 24  | 19  | 22  | 83       | ▲        | 256   |
| Criminal                            | Probates/Wills and Trusts - Level | 2017 | -   | -   | -   | -   | -   | -   | -   | -   | -   | -   | -   | 0        | -100%    | 0     |
|                                     |                                   | 2016 | -   | 1   | -   | -   | 1   | -   | -   | 1   | -   | -   | -   | 1        | ▼        | 4     |
|                                     | Probates/Wills and Trusts - Level | 2017 | 1   | 1   | -   | -   | -   | -   | -   | -   | -   | -   | -   | 2        | 0%       | 2     |
|                                     |                                   | 2016 | -   | 1   | -   | 1   | -   | -   | 1   | -   | 1   | -   | -   | 2        | ↔        | 4     |
|                                     | Uncontested Divorce               | 2017 | 34  | 45  | 49  | 35  | -   | -   | -   | -   | -   | -   | -   | 163      | -16%     | 163   |
|                                     |                                   | 2016 | 36  | 62  | 59  | 38  | 52  | 47  | 37  | 37  | 40  | 40  | 38  | 195      | ▼        | 521   |
|                                     |                                   |      |     |     |     |     |     |     |     |     |     |     |     |          |          |       |
|                                     | Misdemeanor                       | 2017 | 48  | 78  | 87  | 77  | -   | -   | -   | -   | -   | -   | -   | 290      | -7%      | 290   |
|                                     |                                   | 2016 | 103 | 47  | 104 | 58  | 74  | 138 | 75  | 73  | 47  | 69  | 75  | 312      | ▼        | 911   |
|                                     | Non-Capital Felonies and          | 2017 | 163 | 171 | 237 | 183 | -   | -   | -   | -   | -   | -   | -   | 754      | -5%      | 754   |
| Other                               |                                   | 2016 | 183 | 36  | 437 | 134 | 102 | 425 | 185 | 224 | 228 | 178 | 177 | 790      | ▼        | 2,481 |
|                                     | Other Criminally Related Matters  | 2017 | 51  | 78  | 58  | 55  | -   | -   | -   | -   | -   | -   | -   | 242      | -6%      | 242   |
|                                     |                                   | 2016 | 45  | 77  | 79  | 57  | 86  | 69  | 63  | 78  | 91  | 45  | 71  | 258      | ▼        | 812   |
| Miscellaneous                       |                                   | 2017 | 201 | 263 | 331 | 203 | -   | -   | -   | -   | -   | -   | -   | 998      | -14%     | 998   |
|                                     |                                   | 2016 | 286 | 322 | 336 | 214 | 177 | 236 | 212 | 237 | 213 | 208 | 225 | 1,158    | ▼        | 2,899 |
| Other                               |                                   | 2017 | 38  | 26  | 31  | 27  | -   | -   | -   | -   | -   | -   | -   | 122      | 16%      | 122   |
|                                     |                                   | 2016 | 22  | 35  | 25  | 23  | 19  | 15  | 24  | 28  | 32  | 25  | 18  | 105      | ▲        | 292   |

January 2016 -- April 2017 Filings

Dashboard

Court: Hampton Circuit

Start/End Date: Jan-16 / Apr-17

2016 Average Month: 676

Jan-Apr 2016: 2,791

Filings Trending: ↔

Circuit/Court ID: 8 208650

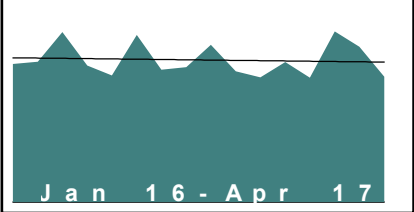
Type of Case: Filings

2017 Average Month:687

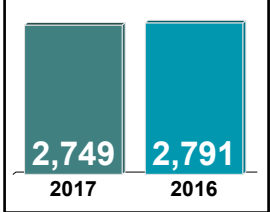
Jan-Apr 2017 : 2,749

Overall AVG. Month: 679

Monthly Filings Summary



Jan --- Apr Filings



| Filings by Division |      |     |     |     |     |     |     |     |     |     |     |     |     |          |          |       |
|---------------------|------|-----|-----|-----|-----|-----|-----|-----|-----|-----|-----|-----|-----|----------|----------|-------|
|                     |      | Jan | Feb | Mar | Apr | May | Jun | Jul | Aug | Sep | Oct | Nov | Dec | Thru Apr | % Change | Total |
| Total               | 2017 | 594 | 815 | 741 | 599 | -   | -   | -   | -   | -   | -   | -   | -   | 2,749    | -2%      | 2,749 |
|                     | 2016 | 659 | 670 | 811 | 651 | 605 | 798 | 632 | 644 | 750 | 624 | 595 | 668 | 2,791    | ▼        | 8,107 |
| Civil               | 2017 | 80  | 110 | 106 | 98  | -   | -   | -   | -   | -   | -   | -   | -   | 394      | -7%      | 394   |
|                     | 2016 | 114 | 117 | 91  | 100 | 98  | 123 | 103 | 125 | 100 | 100 | 76  | 99  | 422      | ▼        | 1,246 |
| Criminal            | 2017 | 284 | 430 | 323 | 268 | -   | -   | -   | -   | -   | -   | -   | -   | 1,305    | 7%       | 1,305 |
|                     | 2016 | 276 | 252 | 376 | 320 | 323 | 411 | 310 | 311 | 399 | 297 | 300 | 289 | 1,224    | ▲        | 3,864 |
| Miscellaneous       | 2017 | 193 | 226 | 266 | 187 | -   | -   | -   | -   | -   | -   | -   | -   | 872      | -6%      | 872   |
|                     | 2016 | 222 | 242 | 288 | 172 | 150 | 201 | 189 | 169 | 197 | 165 | 183 | 232 | 924      | ▼        | 2,410 |
| Other               | 2017 | 37  | 49  | 46  | 46  | -   | -   | -   | -   | -   | -   | -   | -   | 178      | -19%     | 178   |
|                     | 2016 | 47  | 59  | 56  | 59  | 34  | 63  | 30  | 39  | 54  | 62  | 36  | 48  | 221      | ▼        | 587   |

| Filings by Division & Case Category |                                   |      |     |     |     |     |     |     |     |     |     |     |     |          |          |       |
|-------------------------------------|-----------------------------------|------|-----|-----|-----|-----|-----|-----|-----|-----|-----|-----|-----|----------|----------|-------|
|                                     |                                   | Jan  | Feb | Mar | Apr | May | Jun | Jul | Aug | Sep | Oct | Nov | Dec | Thru Apr | % Change | Total |
| Civil                               | Administrative Law                | 2017 | -   | 1   | -   | -   | -   | -   | -   | -   | -   | -   | -   | 1        | -50%     | 1     |
|                                     |                                   | 2016 | -   | -   | 1   | -   | 1   | -   | 1   | 2   | 3   | -   | -   | 2        | ▼        | 9     |
|                                     | Contested Divorce                 | 2017 | 11  | 15  | 13  | 15  | -   | -   | -   | -   | -   | -   | -   | 54       | 0%       | 54    |
|                                     |                                   | 2016 | 9   | 10  | 17  | 18  | 19  | 12  | 18  | 21  | 16  | 7   | 9   | 54       | ↔        | 172   |
|                                     | Domestic and Family - Level 1     | 2017 | 2   | 5   | 7   | 4   | -   | -   | -   | -   | -   | -   | -   | 18       | 6%       | 18    |
|                                     |                                   | 2016 | 3   | 4   | 3   | 7   | 4   | 7   | 2   | 4   | 6   | 7   | 4   | 17       | ▲        | 60    |
|                                     | Domestic and Family - Level 2     | 2017 | 1   | 7   | 4   | 4   | -   | -   | -   | -   | -   | -   | -   | 16       | -61%     | 16    |
|                                     |                                   | 2016 | 31  | 4   | 4   | 2   | 6   | 2   | 9   | 3   | 4   | 2   | 4   | 41       | ▼        | 72    |
|                                     | General Civil - Level 1           | 2017 | 3   | 1   | 1   | -   | -   | -   | -   | -   | -   | -   | -   | 5        | 400%     | 5     |
|                                     |                                   | 2016 | -   | 1   | -   | -   | 1   | 1   | 2   | -   | 2   | 1   | 1   | 1        | ▲        | 11    |
|                                     | General Civil - Level 2           | 2017 | 27  | 27  | 28  | 18  | -   | -   | -   | -   | -   | -   | -   | 100      | 16%      | 100   |
|                                     |                                   | 2016 | 24  | 28  | 12  | 22  | 28  | 37  | 18  | 30  | 25  | 16  | 25  | 86       | ▲        | 299   |
|                                     | General Civil - Level 3           | 2017 | 9   | 5   | 10  | 8   | -   | -   | -   | -   | -   | -   | -   | 32       | -24%     | 32    |
|                                     |                                   | 2016 | 10  | 13  | 11  | 8   | 13  | 21  | 12  | 29  | 10  | 25  | 6   | 42       | ▼        | 166   |
| Criminal                            | Probates/Wills and Trusts - Level | 2017 | -   | -   | -   | 1   | -   | -   | -   | -   | -   | -   | -   | 1        | -67%     | 1     |
|                                     |                                   | 2016 | 1   | 1   | 1   | -   | 1   | 1   | -   | 1   | -   | -   | 1   | 3        | ▼        | 8     |
|                                     | Probates/Wills and Trusts - Level | 2017 | 3   | 5   | 4   | 6   | -   | -   | -   | -   | -   | -   | -   | 18       | -10%     | 18    |
|                                     |                                   | 2016 | 4   | 8   | 3   | 5   | 4   | 4   | 5   | 2   | 2   | 1   | 6   | 20       | ▼        | 46    |
|                                     | Uncontested Divorce               | 2017 | 24  | 44  | 39  | 42  | -   | -   | -   | -   | -   | -   | -   | 149      | -4%      | 149   |
|                                     |                                   | 2016 | 32  | 48  | 39  | 37  | 22  | 37  | 37  | 34  | 32  | 21  | 28  | 156      | ▼        | 403   |
|                                     | Capital Murder                    | 2017 | 1   | -   | -   | -   | -   | -   | -   | -   | -   | -   | -   | 1        | 1        | 1     |
|                                     |                                   | 2016 | -   | -   | -   | -   | -   | -   | -   | -   | -   | -   | -   | 0        | ↔        | 0     |
|                                     | Misdemeanor                       | 2017 | 55  | 93  | 80  | 42  | -   | -   | -   | -   | -   | -   | -   | 270      | 0%       | 270   |
|                                     |                                   | 2016 | 47  | 63  | 98  | 62  | 75  | 107 | 64  | 79  | 100 | 68  | 72  | 270      | ↔        | 922   |
|                                     | Non-Capital Felonies and          | 2017 | 181 | 260 | 190 | 151 | -   | -   | -   | -   | -   | -   | -   | 782      | 1%       | 782   |
|                                     |                                   | 2016 | 173 | 165 | 226 | 209 | 193 | 264 | 186 | 187 | 244 | 167 | 175 | 773      | ▲        | 2,336 |
|                                     | Other Criminally Related Matters  | 2017 | 47  | 77  | 53  | 75  | -   | -   | -   | -   | -   | -   | -   | 252      | 39%      | 252   |
|                                     |                                   | 2016 | 56  | 24  | 52  | 49  | 55  | 40  | 60  | 45  | 55  | 62  | 53  | 181      | ▲        | 606   |
| Miscellaneous                       |                                   | 2017 | 193 | 226 | 266 | 187 | -   | -   | -   | -   | -   | -   | -   | 872      | -6%      | 872   |
|                                     |                                   | 2016 | 222 | 242 | 288 | 172 | 150 | 201 | 189 | 169 | 197 | 165 | 183 | 924      | ▼        | 2,410 |
| Other                               |                                   | 2017 | 37  | 49  | 46  | 46  | -   | -   | -   | -   | -   | -   | -   | 178      | -19%     | 178   |
|                                     |                                   | 2016 | 47  | 59  | 56  | 59  | 34  | 63  | 30  | 39  | 54  | 62  | 48  | 221      | ▼        | 587   |

January 2016 -- April 2017 Filings

Dashboard

Court: Charles City Circuit

Start/End Date: Jan-16 / Apr-17

2016 Average Month: 36

Jan-Apr 2016: 155

Filings Trending: ▼

Circuit/Court ID: 9 209036

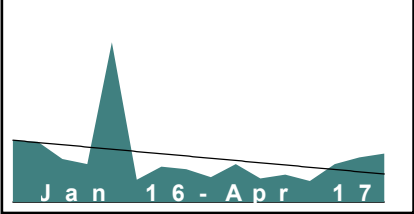
Type of Case: Filings

2017 Average Month:29

Jan-Apr 2017 : 116

Overall AVG. Month: 34

Monthly Filings Summary



Jan --- Apr Filings

116

2017

155

2016

| Filings by Division |      |     |     |     |     |     |     |     |     |     |     |     |     |          |          |       |
|---------------------|------|-----|-----|-----|-----|-----|-----|-----|-----|-----|-----|-----|-----|----------|----------|-------|
|                     |      | Jan | Feb | Mar | Apr | May | Jun | Jul | Aug | Sep | Oct | Nov | Dec | Thru Apr | % Change | Total |
| Total               | 2017 | 16  | 29  | 34  | 37  | -   | -   | -   | -   | -   | -   | -   | -   | 116      | -25%     | 116   |
|                     | 2016 | 47  | 46  | 33  | 29  | 122 | 17  | 27  | 25  | 19  | 29  | 18  | 21  | 155      | ▼        | 433   |
| Civil               | 2017 | 6   | 8   | 3   | 8   | -   | -   | -   | -   | -   | -   | -   | -   | 25       | 92%      | 25    |
|                     | 2016 | 1   | 5   | 4   | 3   | 1   | 5   | 5   | 4   | 1   | 3   | 1   | 4   | 13       | ▲        | 37    |
| Criminal            | 2017 | 1   | 5   | 4   | 7   | -   | -   | -   | -   | -   | -   | -   | -   | 17       | -71%     | 17    |
|                     | 2016 | 22  | 20  | 12  | 4   | 102 | 3   | 9   | 7   | 10  | 13  | 4   | 3   | 58       | ▼        | 209   |
| Miscellaneous       | 2017 | 9   | 15  | 27  | 22  | -   | -   | -   | -   | -   | -   | -   | -   | 73       | -10%     | 73    |
|                     | 2016 | 24  | 21  | 16  | 20  | 11  | 8   | 13  | 14  | 8   | 13  | 13  | 14  | 81       | ▼        | 175   |
| Other               | 2017 | -   | 1   | -   | -   | -   | -   | -   | -   | -   | -   | -   | -   | 1        | -67%     | 1     |
|                     | 2016 | -   | -   | 1   | 2   | 8   | 1   | -   | -   | -   | -   | -   | -   | 3        | ▼        | 12    |

| Filings by Division & Case Category |                                  |      |     |     |     |     |     |     |     |     |     |     |     |          |          |       |
|-------------------------------------|----------------------------------|------|-----|-----|-----|-----|-----|-----|-----|-----|-----|-----|-----|----------|----------|-------|
|                                     |                                  | Jan  | Feb | Mar | Apr | May | Jun | Jul | Aug | Sep | Oct | Nov | Dec | Thru Apr | % Change | Total |
| Civil                               | Administrative Law               | 2017 | -   | -   | -   | -   | -   | -   | -   | -   | -   | -   | -   | 0        | 0        | 0     |
|                                     |                                  | 2016 | -   | -   | -   | -   | -   | 1   | -   | -   | -   | -   | -   | 0        | ↔        | 1     |
|                                     | Contested Divorce                | 2017 | 1   | 1   | -   | 1   | -   | -   | -   | -   | -   | -   | -   | 3        | 3        | 3     |
|                                     |                                  | 2016 | -   | -   | -   | -   | -   | -   | -   | -   | -   | -   | 1   | 0        | ↔        | 1     |
|                                     | Domestic and Family - Level 1    | 2017 | -   | -   | -   | -   | -   | -   | -   | -   | -   | -   | -   | 0        | 0        | 0     |
|                                     |                                  | 2016 | -   | -   | -   | -   | 1   | -   | -   | -   | -   | -   | -   | 0        | ↔        | 1     |
|                                     | Domestic and Family - Level 2    | 2017 | -   | 1   | -   | -   | -   | -   | -   | -   | -   | -   | -   | 1        | 1        | 1     |
|                                     |                                  | 2016 | -   | -   | -   | -   | -   | -   | -   | -   | 1   | -   | -   | 0        | ↔        | 1     |
|                                     | General Civil - Level 1          | 2017 | 1   | 2   | -   | -   | -   | -   | -   | -   | -   | -   | -   | 3        | 3        | 3     |
|                                     |                                  | 2016 | -   | -   | -   | -   | -   | -   | -   | -   | 1   | -   | -   | 0        | ↔        | 1     |
| Criminal                            | General Civil - Level 2          | 2017 | 2   | 2   | -   | 3   | -   | -   | -   | -   | -   | -   | -   | 7        | 40%      | 7     |
|                                     |                                  | 2016 | 1   | -   | 2   | 2   | 2   | 1   | 2   | 1   | -   | -   | 1   | 5        | ▲        | 12    |
|                                     | General Civil - Level 3          | 2017 | 2   | -   | 3   | 1   | -   | -   | -   | -   | -   | -   | -   | 6        | 20%      | 6     |
|                                     |                                  | 2016 | -   | 3   | 2   | -   | 2   | 2   | 1   | -   | -   | -   | -   | 5        | ▲        | 10    |
|                                     | Uncontested Divorce              | 2017 | -   | 2   | -   | 3   | -   | -   | -   | -   | -   | -   | -   | 5        | 67%      | 5     |
|                                     |                                  | 2016 | -   | 2   | -   | 1   | -   | 1   | 1   | -   | 1   | 1   | 2   | 3        | ▲        | 10    |
|                                     | Misdemeanor                      | 2017 | 1   | 2   | -   | 4   | -   | -   | -   | -   | -   | -   | -   | 7        | -83%     | 7     |
|                                     |                                  | 2016 | 20  | 13  | 6   | 2   | 91  | 5   | 2   | 4   | 3   | -   | 1   | 41       | ▼        | 147   |
|                                     | Non-Capital Felonies and         | 2017 | -   | 3   | 4   | 2   | -   | -   | -   | -   | -   | -   | -   | 9        | -40%     | 9     |
|                                     |                                  | 2016 | 2   | 7   | 4   | 2   | 9   | 3   | 4   | 5   | 9   | 3   | 2   | 15       | ▼        | 54    |
| Miscellaneous                       | Other Criminally Related Matters | 2017 | -   | -   | -   | 1   | -   | -   | -   | -   | -   | -   | -   | 1        | -50%     | 1     |
|                                     |                                  | 2016 | -   | -   | 2   | -   | 2   | -   | 1   | 1   | 1   | 1   | -   | 2        | ▼        | 8     |
| Other                               | Miscellaneous                    | 2017 | 9   | 15  | 27  | 22  | -   | -   | -   | -   | -   | -   | -   | 73       | -10%     | 73    |
|                                     |                                  | 2016 | 24  | 21  | 16  | 20  | 11  | 8   | 13  | 14  | 8   | 13  | 14  | 81       | ▼        | 175   |
| Other                               | Other                            | 2017 | -   | 1   | -   | -   | -   | -   | -   | -   | -   | -   | -   | 1        | -67%     | 1     |
|                                     |                                  | 2016 | -   | -   | 1   | 2   | 8   | 1   | -   | -   | -   | -   | -   | 3        | ▼        | 12    |

January 2016 -- April 2017 Filings

## Dashboard

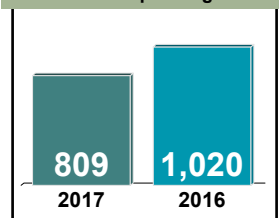
Court: Gloucester Circuit  
 Start/End Date: Jan-16 / Apr-17  
 2016 Average Month: 226  
 Jan-Apr 2016: 1,020  
 Filings Trending: ▼

Circuit/Court ID: 9 209073  
 Type of Case: Filings  
 2017 Average Month: 202  
 Jan-Apr 2017 : 809  
 Overall AVG. Month: 220

## Monthly Filings Summary



## Jan --- Apr Filings



## Filings by Division

|                      |      | Jan | Feb | Mar | Apr | May | Jun | Jul | Aug | Sep | Oct | Nov | Dec | Thru Apr | % Change | Total |
|----------------------|------|-----|-----|-----|-----|-----|-----|-----|-----|-----|-----|-----|-----|----------|----------|-------|
| <b>Total</b>         | 2017 | 197 | 219 | 207 | 186 | -   | -   | -   | -   | -   | -   | -   | -   | 809      | -21%     | 809   |
|                      | 2016 | 256 | 245 | 296 | 223 | 236 | 218 | 200 | 202 | 219 | 207 | 215 | 200 | 1,020    | ▼        | 2,717 |
| <b>Civil</b>         | 2017 | 21  | 17  | 22  | 41  | -   | -   | -   | -   | -   | -   | -   | -   | 101      | -33%     | 101   |
|                      | 2016 | 22  | 35  | 57  | 37  | 25  | 25  | 31  | 25  | 27  | 23  | 22  | 29  | 151      | ▼        | 358   |
| <b>Criminal</b>      | 2017 | 64  | 62  | 75  | 49  | -   | -   | -   | -   | -   | -   | -   | -   | 250      | -17%     | 250   |
|                      | 2016 | 93  | 61  | 77  | 71  | 124 | 73  | 54  | 75  | 85  | 67  | 91  | 52  | 302      | ▼        | 923   |
| <b>Miscellaneous</b> | 2017 | 82  | 104 | 86  | 76  | -   | -   | -   | -   | -   | -   | -   | -   | 348      | -24%     | 348   |
|                      | 2016 | 118 | 117 | 139 | 84  | 62  | 90  | 94  | 67  | 85  | 87  | 83  | 92  | 458      | ▼        | 1,118 |
| <b>Other</b>         | 2017 | 30  | 36  | 24  | 20  | -   | -   | -   | -   | -   | -   | -   | -   | 110      | 1%       | 110   |
|                      | 2016 | 23  | 32  | 23  | 31  | 25  | 30  | 21  | 35  | 22  | 30  | 19  | 27  | 109      | ▲        | 318   |

## Filings by Division &amp; Case Category

|                      |                                   | Jan  | Feb | Mar | Apr | May | Jun | Jul | Aug | Sep | Oct | Nov | Dec | Thru Apr | % Change | Total |
|----------------------|-----------------------------------|------|-----|-----|-----|-----|-----|-----|-----|-----|-----|-----|-----|----------|----------|-------|
| <b>Civil</b>         | Contested Divorce                 | 2017 | -   | 5   | 3   | 2   | -   | -   | -   | -   | -   | -   | -   | 10       | -58%     | 10    |
|                      |                                   | 2016 | 4   | 5   | 13  | 2   | 4   | 8   | 3   | 5   | 6   | 2   | 6   | 24       | ▼        | 60    |
|                      | Domestic and Family - Level 1     | 2017 | -   | -   | 2   | -   | -   | -   | -   | -   | -   | -   | -   | 2        | 2        | 2     |
|                      |                                   | 2016 | -   | -   | -   | -   | 1   | -   | 1   | -   | -   | -   | 2   | 0        | ↔        | 5     |
|                      | Domestic and Family - Level 2     | 2017 | 3   | -   | 2   | 3   | -   | -   | -   | -   | -   | -   | -   | 8        | 0%       | 8     |
|                      |                                   | 2016 | -   | 2   | 5   | 1   | 2   | 1   | -   | 1   | 1   | 3   | 1   | 8        | ↔        | 18    |
|                      | General Civil - Level 1           | 2017 | -   | -   | -   | -   | -   | -   | -   | -   | -   | -   | -   | 0        | 0        | 0     |
|                      |                                   | 2016 | -   | -   | -   | -   | -   | -   | -   | -   | 1   | -   | -   | 0        | ↔        | 1     |
|                      | General Civil - Level 2           | 2017 | 2   | 1   | 6   | 9   | -   | -   | -   | -   | -   | -   | -   | 18       | -45%     | 18    |
|                      |                                   | 2016 | 5   | 6   | 17  | 5   | 5   | 5   | 14  | 3   | 5   | 6   | 10  | 33       | ▼        | 83    |
| <b>Criminal</b>      | General Civil - Level 3           | 2017 | 1   | 1   | -   | 21  | -   | -   | -   | -   | -   | -   | -   | 23       | -26%     | 23    |
|                      |                                   | 2016 | 3   | 3   | 1   | 24  | 1   | -   | 2   | 3   | 5   | 1   | 4   | 31       | ▼        | 48    |
|                      | Probates/Wills and Trusts - Level | 2017 | 1   | -   | 1   | 1   | -   | -   | -   | -   | -   | -   | -   | 3        | 0%       | 3     |
|                      |                                   | 2016 | -   | 1   | 2   | -   | 1   | 2   | 1   | 1   | -   | 1   | 2   | 3        | ↔        | 11    |
|                      | Uncontested Divorce               | 2017 | 14  | 10  | 8   | 5   | -   | -   | -   | -   | -   | -   | -   | 37       | -29%     | 37    |
|                      |                                   | 2016 | 10  | 18  | 19  | 5   | 12  | 10  | 8   | 12  | 9   | 12  | 10  | 52       | ▼        | 132   |
|                      | Misdemeanor                       | 2017 | 17  | 14  | 13  | 12  | -   | -   | -   | -   | -   | -   | -   | 56       | -35%     | 56    |
|                      |                                   | 2016 | 27  | 20  | 21  | 18  | 36  | 26  | 13  | 23  | 23  | 13  | 26  | 86       | ▼        | 270   |
|                      | Non-Capital Felonies and          | 2017 | 45  | 39  | 60  | 30  | -   | -   | -   | -   | -   | -   | -   | 174      | -10%     | 174   |
|                      |                                   | 2016 | 65  | 37  | 44  | 47  | 84  | 47  | 35  | 44  | 57  | 48  | 59  | 193      | ▼        | 592   |
| <b>Miscellaneous</b> | Other Criminally Related Matters  | 2017 | 2   | 9   | 2   | 7   | -   | -   | -   | -   | -   | -   | -   | 20       | -13%     | 20    |
|                      |                                   | 2016 | 1   | 4   | 12  | 6   | 4   | -   | 6   | 8   | 5   | 6   | 3   | 23       | ▼        | 61    |
| <b>Other</b>         | Miscellaneous                     | 2017 | 82  | 104 | 86  | 76  | -   | -   | -   | -   | -   | -   | -   | 348      | -24%     | 348   |
|                      |                                   | 2016 | 118 | 117 | 139 | 84  | 62  | 90  | 94  | 67  | 85  | 87  | 83  | 458      | ▼        | 1,118 |
| <b>Other</b>         |                                   | 2017 | 30  | 36  | 24  | 20  | -   | -   | -   | -   | -   | -   | -   | 110      | 1%       | 110   |
|                      |                                   | 2016 | 23  | 32  | 23  | 31  | 25  | 30  | 21  | 35  | 22  | 30  | 19  | 109      | ▲        | 318   |

January 2016 -- April 2017 Filings

Dashboard

Court: King & Queen Circuit

Circuit/Court ID: 9 209097

Start/End Date: Jan-16 / Apr-17

Type of Case: Filings

2016 Average Month: 29

2017 Average Month:34

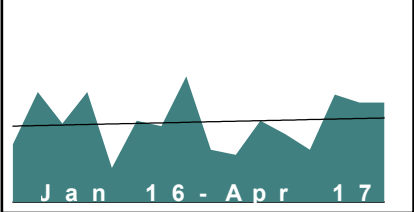
Jan-Apr 2016: 136

Jan-Apr 2017 : 137

Filings Trending: ↔

Overall AVG. Month: 31

Monthly Filings Summary



Jan --- Apr Filings

137

136

2017

2016

| Filings by Division |      |     |     |     |     |     |     |     |     |     |     |     |     |          |          |       |
|---------------------|------|-----|-----|-----|-----|-----|-----|-----|-----|-----|-----|-----|-----|----------|----------|-------|
|                     |      | Jan | Feb | Mar | Apr | May | Jun | Jul | Aug | Sep | Oct | Nov | Dec | Thru Apr | % Change | Total |
| Total               | 2017 | 20  | 41  | 38  | 38  | -   | -   | -   | -   | -   | -   | -   | -   | 137      | 1%       | 137   |
|                     | 2016 | 22  | 42  | 30  | 42  | 13  | 31  | 29  | 48  | 20  | 18  | 31  | 26  | 136      | ▲        | 352   |
| Civil               | 2017 | 4   | 4   | 14  | 4   | -   | -   | -   | -   | -   | -   | -   | -   | 26       | 44%      | 26    |
|                     | 2016 | 2   | 7   | 6   | 3   | 3   | 2   | 7   | 9   | 4   | 3   | 2   | 5   | 18       | ▲        | 53    |
| Criminal            | 2017 | 3   | 24  | 11  | 26  | -   | -   | -   | -   | -   | -   | -   | -   | 64       | 23%      | 64    |
|                     | 2016 | 6   | 14  | 9   | 23  | 3   | 17  | 10  | 17  | 5   | 5   | 6   | 6   | 52       | ▲        | 121   |
| Miscellaneous       | 2017 | 13  | 11  | 13  | 7   | -   | -   | -   | -   | -   | -   | -   | -   | 44       | -32%     | 44    |
|                     | 2016 | 14  | 21  | 14  | 16  | 7   | 12  | 12  | 20  | 11  | 10  | 23  | 14  | 65       | ▼        | 174   |
| Other               | 2017 | -   | 2   | -   | 1   | -   | -   | -   | -   | -   | -   | -   | -   | 3        | 200%     | 3     |
|                     | 2016 | -   | -   | 1   | -   | -   | -   | -   | 2   | -   | -   | -   | 1   | 1        | ▲        | 4     |

| Filings by Division & Case Category |                                   |      |     |     |     |     |     |     |     |     |     |     |     |          |          |       |
|-------------------------------------|-----------------------------------|------|-----|-----|-----|-----|-----|-----|-----|-----|-----|-----|-----|----------|----------|-------|
|                                     |                                   | Jan  | Feb | Mar | Apr | May | Jun | Jul | Aug | Sep | Oct | Nov | Dec | Thru Apr | % Change | Total |
| Civil                               | Contested Divorce                 | 2017 | -   | 1   | 1   | 1   | -   | -   | -   | -   | -   | -   | -   | 3        | 50%      | 3     |
|                                     |                                   | 2016 | -   | 1   | 1   | -   | 1   | -   | 1   | -   | -   | -   | 1   | 2        | ▲        | 5     |
|                                     | Domestic and Family - Level 2     | 2017 | -   | -   | -   | -   | -   | -   | -   | -   | -   | -   | -   | 0        | 0        | 0     |
|                                     |                                   | 2016 | -   | -   | -   | -   | -   | -   | -   | 1   | -   | -   | -   | 0        | ↔        | 1     |
|                                     | General Civil - Level 2           | 2017 | 1   | 1   | 1   | 1   | -   | -   | -   | -   | -   | -   | -   | 4        | -20%     | 4     |
|                                     |                                   | 2016 | -   | 1   | 2   | 2   | -   | 1   | 1   | -   | 2   | -   | 2   | 5        | ▼        | 11    |
|                                     | General Civil - Level 3           | 2017 | 3   | -   | 10  | 1   | -   | -   | -   | -   | -   | -   | -   | 14       | 250%     | 14    |
|                                     |                                   | 2016 | 1   | 3   | -   | -   | -   | 1   | 5   | 7   | -   | 2   | 1   | 4        | ▲        | 22    |
|                                     | Probates/Wills and Trusts - Level | 2017 | -   | -   | -   | -   | -   | -   | -   | -   | -   | -   | -   | 0        | -100%    | 0     |
|                                     |                                   | 2016 | -   | 1   | -   | -   | -   | -   | -   | -   | -   | -   | -   | 1        | ▼        | 1     |
| Criminal                            | Probates/Wills and Trusts - Level | 2017 | -   | -   | -   | -   | -   | -   | -   | -   | -   | -   | -   | 0        | -100%    | 0     |
|                                     |                                   | 2016 | -   | -   | 1   | -   | 1   | -   | -   | -   | -   | -   | -   | 1        | ▼        | 2     |
|                                     | Uncontested Divorce               | 2017 | -   | 2   | 2   | 1   | -   | -   | -   | -   | -   | -   | -   | 5        | 0%       | 5     |
|                                     |                                   | 2016 | 1   | 1   | 2   | 1   | 1   | -   | 1   | 1   | 1   | -   | 1   | 5        | ↔        | 11    |
|                                     | Misdemeanor                       | 2017 | 1   | 4   | 1   | 5   | -   | -   | -   | -   | -   | -   | -   | 11       | 0%       | 11    |
|                                     |                                   | 2016 | 1   | 4   | 1   | 5   | -   | 3   | 2   | 2   | -   | 1   | 2   | 11       | ↔        | 25    |
|                                     | Non-Capital Felonies and          | 2017 | 1   | 20  | 9   | 21  | -   | -   | -   | -   | -   | -   | -   | 51       | 46%      | 51    |
|                                     |                                   | 2016 | 3   | 9   | 5   | 18  | 2   | 11  | 7   | 10  | 2   | 4   | 5   | 35       | ▲        | 78    |
|                                     | Other Criminally Related Matters  | 2017 | 1   | -   | 1   | -   | -   | -   | -   | -   | -   | -   | -   | 2        | -67%     | 2     |
|                                     |                                   | 2016 | 2   | 1   | 3   | -   | 1   | 3   | 1   | 1   | 1   | -   | 2   | 6        | ▼        | 18    |
| Miscellaneous                       |                                   | 2017 | 13  | 11  | 13  | 7   | -   | -   | -   | -   | -   | -   | -   | 44       | -32%     | 44    |
|                                     |                                   | 2016 | 14  | 21  | 14  | 16  | 7   | 12  | 12  | 20  | 11  | 10  | 23  | 65       | ▼        | 174   |
| Other                               |                                   | 2017 | -   | 2   | -   | 1   | -   | -   | -   | -   | -   | -   | -   | 3        | 200%     | 3     |
|                                     |                                   | 2016 | -   | -   | 1   | -   | -   | -   | 2   | -   | -   | -   | 1   | 1        | ▲        | 4     |


January 2016 -- April 2017 Filings

Dashboard

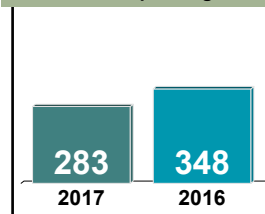
Court: King William Circuit  
 Start/End Date: Jan-16 / Apr-17  
 2016 Average Month: 75  
 Jan-Apr 2016: 348  
 Filings Trending: ▼

Circuit/Court ID: 9 209101  
 Type of Case: Filings  
 2017 Average Month: 71  
 Jan-Apr 2017 : 283  
 Overall AVG. Month: 74

Monthly Filings Summary



Jan --- Apr Filings



Filings by Division

|                      |      | Jan | Feb | Mar | Apr | May | Jun | Jul | Aug | Sep | Oct | Nov | Dec | Thru Apr | % Change | Total |
|----------------------|------|-----|-----|-----|-----|-----|-----|-----|-----|-----|-----|-----|-----|----------|----------|-------|
| <b>Total</b>         | 2017 | 71  | 53  | 90  | 69  | -   | -   | -   | -   | -   | -   | -   | -   | 283      | -19%     | 283   |
|                      | 2016 | 63  | 127 | 86  | 72  | 44  | 75  | 84  | 58  | 91  | 62  | 67  | 65  | 348      | ▼        | 894   |
| <b>Civil</b>         | 2017 | 11  | 11  | 6   | 11  | -   | -   | -   | -   | -   | -   | -   | -   | 39       | 34%      | 39    |
|                      | 2016 | 8   | 6   | 8   | 7   | 5   | 14  | 6   | 10  | 12  | 6   | 10  | 5   | 29       | ▲        | 97    |
| <b>Criminal</b>      | 2017 | 25  | 10  | 19  | 18  | -   | -   | -   | -   | -   | -   | -   | -   | 72       | -45%     | 72    |
|                      | 2016 | 7   | 64  | 34  | 27  | 5   | 30  | 30  | 7   | 41  | 7   | 13  | 23  | 132      | ▼        | 288   |
| <b>Miscellaneous</b> | 2017 | 35  | 32  | 65  | 40  | -   | -   | -   | -   | -   | -   | -   | -   | 172      | -6%      | 172   |
|                      | 2016 | 47  | 56  | 44  | 36  | 33  | 30  | 48  | 41  | 38  | 49  | 43  | 36  | 183      | ▼        | 501   |
| <b>Other</b>         | 2017 | -   | -   | -   | -   | -   | -   | -   | -   | -   | -   | -   | -   | 0        | -100%    | 0     |
|                      | 2016 | 1   | 1   | -   | 2   | 1   | 1   | -   | -   | -   | -   | 1   | 1   | 4        | ▼        | 8     |

Filings by Division & Case Category

|                      |                                   | Jan  | Feb | Mar | Apr | May | Jun | Jul | Aug | Sep | Oct | Nov | Dec | Thru Apr | % Change | Total |
|----------------------|-----------------------------------|------|-----|-----|-----|-----|-----|-----|-----|-----|-----|-----|-----|----------|----------|-------|
| <b>Civil</b>         | Contested Divorce                 | 2017 | 1   | 2   | -   | 2   | -   | -   | -   | -   | -   | -   | -   | 5        | -17%     | 5     |
|                      |                                   | 2016 | 1   | 1   | 3   | 1   | -   | 2   | -   | 2   | 3   | -   | 1   | 6        | ▼        | 14    |
|                      | Domestic and Family - Level 1     | 2017 | 1   | 1   | -   | -   | -   | -   | -   | -   | -   | -   | -   | 2        | 0%       | 2     |
|                      |                                   | 2016 | 1   | 1   | -   | -   | -   | -   | -   | -   | 1   | -   | -   | 2        | ↔        | 3     |
|                      | Domestic and Family - Level 2     | 2017 | 1   | -   | 1   | -   | -   | -   | -   | -   | -   | -   | -   | 2        | 2        | 2     |
|                      |                                   | 2016 | -   | -   | -   | -   | 2   | -   | -   | 1   | 1   | -   | 1   | 0        | ↔        | 5     |
|                      | General Civil - Level 1           | 2017 | -   | -   | -   | -   | -   | -   | -   | -   | -   | -   | -   | 0        | -100%    | 0     |
|                      |                                   | 2016 | -   | -   | -   | 1   | -   | -   | -   | 1   | -   | -   | -   | 1        | ▼        | 2     |
|                      | General Civil - Level 2           | 2017 | 1   | 3   | 2   | 2   | -   | -   | -   | -   | -   | -   | -   | 8        | 33%      | 8     |
|                      |                                   | 2016 | 1   | 2   | 1   | 2   | -   | 4   | 3   | 4   | 2   | 1   | 4   | 6        | ▲        | 25    |
| <b>Criminal</b>      | General Civil - Level 3           | 2017 | 1   | -   | 1   | -   | -   | -   | -   | -   | -   | -   | -   | 2        | -33%     | 2     |
|                      |                                   | 2016 | 1   | 1   | 1   | -   | 1   | 3   | -   | 1   | -   | 3   | 2   | 3        | ▼        | 15    |
|                      | Probates/Wills and Trusts - Level | 2017 | -   | -   | -   | 1   | -   | -   | -   | -   | -   | -   | -   | 1        | 1        | 1     |
|                      |                                   | 2016 | -   | -   | -   | -   | -   | -   | -   | -   | -   | -   | -   | 0        | ↔        | 0     |
|                      | Uncontested Divorce               | 2017 | 6   | 5   | 2   | 6   | -   | -   | -   | -   | -   | -   | -   | 19       | 73%      | 19    |
|                      |                                   | 2016 | 4   | 1   | 3   | 3   | 4   | 3   | 3   | 5   | -   | 3   | 1   | 11       | ▲        | 33    |
|                      | Capital Murder                    | 2017 | -   | -   | -   | -   | -   | -   | -   | -   | -   | -   | -   | 0        | -100%    | 0     |
|                      |                                   | 2016 | -   | 1   | -   | -   | -   | -   | -   | -   | -   | -   | -   | 1        | ▼        | 1     |
|                      | Misdemeanor                       | 2017 | 2   | 6   | 8   | 2   | -   | -   | -   | -   | -   | -   | -   | 18       | -33%     | 18    |
|                      |                                   | 2016 | 4   | 7   | 11  | 5   | 4   | 1   | 2   | 4   | 6   | 3   | 5   | 27       | ▼        | 55    |
| <b>Miscellaneous</b> | Non-Capital Felonies and          | 2017 | 23  | 3   | 10  | 14  | -   | -   | -   | -   | -   | -   | -   | 50       | -50%     | 50    |
|                      |                                   | 2016 | -   | 56  | 22  | 22  | 1   | 28  | 28  | 1   | 32  | 4   | 8   | 100      | ▼        | 219   |
|                      | Other Criminally Related Matters  | 2017 | -   | 1   | 1   | 2   | -   | -   | -   | -   | -   | -   | -   | 4        | 0%       | 4     |
|                      |                                   | 2016 | 3   | -   | 1   | -   | -   | 1   | -   | 2   | 3   | -   | 2   | 4        | ↔        | 13    |
|                      | Miscellaneous                     | 2017 | 35  | 32  | 65  | 40  | -   | -   | -   | -   | -   | -   | -   | 172      | -6%      | 172   |
|                      |                                   | 2016 | 47  | 56  | 44  | 36  | 33  | 30  | 48  | 41  | 38  | 49  | 43  | 183      | ▼        | 501   |
|                      | Other                             | 2017 | -   | -   | -   | -   | -   | -   | -   | -   | -   | -   | -   | 0        | -100%    | 0     |
|                      |                                   | 2016 | 1   | 1   | -   | 2   | 1   | 1   | -   | -   | -   | -   | 1   | 4        | ▼        | 8     |

January 2016 -- April 2017 Filings

Dashboard

Court: Mathews Circuit

Start/End Date: Jan-16 / Apr-17

2016 Average Month: 37

Jan-Apr 2016: 177

Filings Trending: ▲

Circuit/Court ID: 9 209115

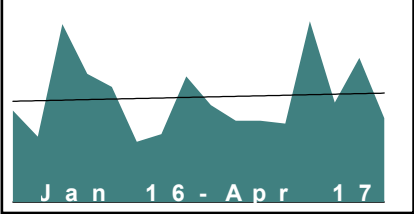
Type of Case: Filings

2017 Average Month:49

Jan-Apr 2017 : 194

Overall AVG. Month: 40

Monthly Filings Summary



Jan --- Apr Filings

194

2017

177

2016

| Filings by Division |      |     |     |     |     |     |     |     |     |     |     |     |     |          |          |       |
|---------------------|------|-----|-----|-----|-----|-----|-----|-----|-----|-----|-----|-----|-----|----------|----------|-------|
|                     |      | Jan | Feb | Mar | Apr | May | Jun | Jul | Aug | Sep | Oct | Nov | Dec | Thru Apr | % Change | Total |
| Total               | 2017 | 69  | 38  | 55  | 32  | -   | -   | -   | -   | -   | -   | -   | -   | 194      | 10%      | 194   |
|                     | 2016 | 35  | 25  | 68  | 49  | 44  | 23  | 26  | 48  | 37  | 31  | 31  | 30  | 177      | ▲        | 447   |
| Civil               | 2017 | 3   | 6   | 6   | 7   | -   | -   | -   | -   | -   | -   | -   | -   | 22       | 29%      | 22    |
|                     | 2016 | 7   | 2   | 3   | 5   | 7   | 2   | 9   | 4   | 6   | 8   | -   | 4   | 17       | ▲        | 57    |
| Criminal            | 2017 | 47  | 15  | 21  | 5   | -   | -   | -   | -   | -   | -   | -   | -   | 88       | 21%      | 88    |
|                     | 2016 | 4   | -   | 38  | 31  | 26  | 3   | 2   | 32  | 22  | 2   | 10  | 7   | 73       | ▲        | 177   |
| Miscellaneous       | 2017 | 19  | 17  | 28  | 20  | -   | -   | -   | -   | -   | -   | -   | -   | 84       | -2%      | 84    |
|                     | 2016 | 24  | 23  | 26  | 13  | 11  | 18  | 15  | 12  | 9   | 21  | 21  | 19  | 86       | ▼        | 212   |
| Other               | 2017 | -   | -   | -   | -   | -   | -   | -   | -   | -   | -   | -   | -   | 0        | -100%    | 0     |
|                     | 2016 | -   | -   | 1   | -   | -   | -   | -   | -   | -   | -   | -   | -   | 1        | ▼        | 1     |

| Filings by Division & Case Category |                                   |      |     |     |     |     |     |     |     |     |     |     |     |          |          |       |
|-------------------------------------|-----------------------------------|------|-----|-----|-----|-----|-----|-----|-----|-----|-----|-----|-----|----------|----------|-------|
|                                     |                                   | Jan  | Feb | Mar | Apr | May | Jun | Jul | Aug | Sep | Oct | Nov | Dec | Thru Apr | % Change | Total |
| Civil                               | Administrative Law                | 2017 | -   | -   | -   | -   | -   | -   | -   | -   | -   | -   | -   | 0        | -100%    | 0     |
|                                     |                                   | 2016 | -   | -   | -   | 1   | -   | -   | -   | -   | 1   | -   | -   | 1        | ▼        | 2     |
|                                     | Contested Divorce                 | 2017 | 2   | 2   | -   | 1   | -   | -   | -   | -   | -   | -   | -   | 5        | 5        | 5     |
|                                     |                                   | 2016 | -   | -   | -   | -   | 2   | -   | 2   | 1   | -   | -   | 2   | 0        | ↔        | 8     |
|                                     | Domestic and Family - Level 1     | 2017 | -   | -   | 1   | -   | -   | -   | -   | -   | -   | -   | -   | 1        | 1        | 1     |
|                                     |                                   | 2016 | -   | -   | -   | -   | -   | -   | -   | -   | -   | -   | -   | 0        | ↔        | 0     |
|                                     | Domestic and Family - Level 2     | 2017 | -   | -   | 2   | -   | -   | -   | -   | -   | -   | -   | -   | 2        | 2        | 2     |
|                                     |                                   | 2016 | -   | -   | -   | -   | 1   | -   | 1   | -   | 1   | -   | -   | 0        | ↔        | 4     |
|                                     | General Civil - Level 1           | 2017 | -   | -   | -   | -   | -   | -   | -   | -   | -   | -   | -   | 0        | 0        | 0     |
|                                     |                                   | 2016 | -   | -   | -   | -   | 1   | -   | -   | -   | -   | -   | -   | 0        | ↔        | 1     |
|                                     | General Civil - Level 2           | 2017 | -   | 1   | 1   | 3   | -   | -   | -   | -   | -   | -   | -   | 5        | -17%     | 5     |
|                                     |                                   | 2016 | 2   | -   | 2   | 2   | -   | 2   | 1   | 2   | -   | -   | 1   | 6        | ▼        | 13    |
|                                     | General Civil - Level 3           | 2017 | 1   | 1   | 1   | -   | -   | -   | -   | -   | -   | -   | -   | 3        | -50%     | 3     |
|                                     |                                   | 2016 | 3   | 2   | 1   | -   | -   | 1   | -   | -   | 1   | -   | -   | 6        | ▼        | 8     |
| Criminal                            | Probates/Wills and Trusts - Level | 2017 | -   | -   | -   | -   | -   | -   | -   | -   | -   | -   | -   | 0        | 0        | 0     |
|                                     |                                   | 2016 | -   | -   | -   | -   | -   | -   | -   | -   | -   | -   | 1   | 0        | ↔        | 1     |
|                                     | Probates/Wills and Trusts - Level | 2017 | -   | 1   | -   | 1   | -   | -   | -   | -   | -   | -   | -   | 2        | 100%     | 2     |
|                                     |                                   | 2016 | 1   | -   | -   | -   | -   | 2   | -   | -   | -   | -   | -   | 1        | ▲        | 3     |
|                                     | Uncontested Divorce               | 2017 | -   | 1   | 1   | 2   | -   | -   | -   | -   | -   | -   | -   | 4        | 33%      | 4     |
|                                     |                                   | 2016 | 1   | -   | -   | 2   | 3   | -   | 2   | 2   | 3   | 4   | -   | 3        | ▲        | 17    |
|                                     |                                   |      |     |     |     |     |     |     |     |     |     |     |     |          |          |       |
|                                     | Misdemeanor                       | 2017 | 3   | 3   | 3   | 1   | -   | -   | -   | -   | -   | -   | -   | 10       | 67%      | 10    |
|                                     |                                   | 2016 | 1   | -   | 5   | -   | 11  | -   | -   | 6   | -   | 4   | 5   | 6        | ▲        | 32    |
|                                     | Non-Capital Felonies and          | 2017 | 42  | 10  | 18  | 3   | -   | -   | -   | -   | -   | -   | -   | 73       | 16%      | 73    |
| Miscellaneous                       |                                   | 2016 | -   | -   | 32  | 31  | 13  | 1   | 1   | 30  | 13  | 2   | 3   | 63       | ▲        | 128   |
|                                     | Other Criminally Related Matters  | 2017 | 2   | 2   | -   | 1   | -   | -   | -   | -   | -   | -   | -   | 5        | 25%      | 5     |
|                                     |                                   | 2016 | 3   | -   | 1   | -   | 2   | 2   | 1   | 2   | 3   | -   | 3   | 4        | ▲        | 17    |
|                                     |                                   |      |     |     |     |     |     |     |     |     |     |     |     |          |          |       |
|                                     | Miscellaneous                     | 2017 | 19  | 17  | 28  | 20  | -   | -   | -   | -   | -   | -   | -   | 84       | -2%      | 84    |
|                                     |                                   | 2016 | 24  | 23  | 26  | 13  | 11  | 18  | 15  | 12  | 9   | 21  | 19  | 86       | ▼        | 212   |
|                                     |                                   |      |     |     |     |     |     |     |     |     |     |     |     |          |          |       |
|                                     | Other                             | 2017 | -   | -   | -   | -   | -   | -   | -   | -   | -   | -   | -   | 0        | -100%    | 0     |
|                                     |                                   | 2016 | -   | -   | 1   | -   | -   | -   | -   | -   | -   | -   | -   | 1        | ▼        | 1     |
|                                     |                                   |      |     |     |     |     |     |     |     |     |     |     |     |          |          |       |



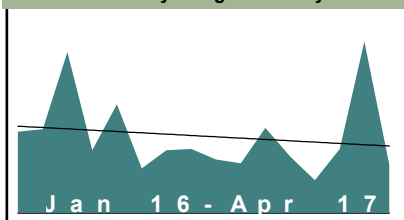
January 2016 -- April 2017 Filings

## Dashboard

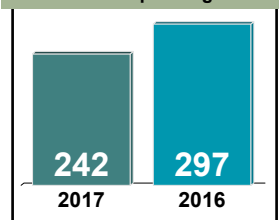
Court: Middlesex Circuit  
 Start/End Date: Jan-16 / Apr-17  
 2016 Average Month: 58  
 Jan-Apr 2016: 297  
 Filings Trending: ▼

Circuit/Court ID: 9 209119  
 Type of Case: Filings  
 2017 Average Month: 61  
 Jan-Apr 2017 : 242  
 Overall AVG. Month: 59

## Monthly Filings Summary



## Jan --- Apr Filings



## Filings by Division

|                      |      | Jan | Feb | Mar | Apr | May | Jun | Jul | Aug | Sep | Oct | Nov | Dec | Thru Apr | % Change | Total |
|----------------------|------|-----|-----|-----|-----|-----|-----|-----|-----|-----|-----|-----|-----|----------|----------|-------|
| <b>Total</b>         | 2017 | 25  | 49  | 131 | 37  | -   | -   | -   | -   | -   | -   | -   | -   | 242      | -19%     | 242   |
|                      | 2016 | 62  | 64  | 123 | 48  | 83  | 34  | 48  | 49  | 41  | 38  | 65  | 43  | 297      | ▼        | 698   |
| <b>Civil</b>         | 2017 | 7   | 4   | 13  | 16  | -   | -   | -   | -   | -   | -   | -   | -   | 40       | 43%      | 40    |
|                      | 2016 | 8   | 5   | 9   | 6   | 16  | 8   | 8   | 8   | 4   | 6   | 15  | 11  | 28       | ▲        | 104   |
| <b>Criminal</b>      | 2017 | 4   | 29  | 86  | 8   | -   | -   | -   | -   | -   | -   | -   | -   | 127      | -19%     | 127   |
|                      | 2016 | 26  | 19  | 89  | 23  | 56  | 10  | 16  | 14  | 20  | 8   | 33  | 15  | 157      | ▼        | 329   |
| <b>Miscellaneous</b> | 2017 | 14  | 15  | 30  | 13  | -   | -   | -   | -   | -   | -   | -   | -   | 72       | -31%     | 72    |
|                      | 2016 | 26  | 38  | 22  | 18  | 11  | 16  | 22  | 27  | 15  | 24  | 17  | 17  | 104      | ▼        | 253   |
| <b>Other</b>         | 2017 | -   | 1   | 2   | -   | -   | -   | -   | -   | -   | -   | -   | -   | 3        | -63%     | 3     |
|                      | 2016 | 2   | 2   | 3   | 1   | -   | -   | 2   | -   | 2   | -   | -   | -   | 8        | ▼        | 12    |

## Filings by Division &amp; Case Category

|                      |                                   | Jan  | Feb | Mar | Apr | May | Jun | Jul | Aug | Sep | Oct | Nov | Dec | Thru Apr | % Change | Total |
|----------------------|-----------------------------------|------|-----|-----|-----|-----|-----|-----|-----|-----|-----|-----|-----|----------|----------|-------|
| <b>Civil</b>         | Administrative Law                | 2017 | -   | 1   | -   | -   | -   | -   | -   | -   | -   | -   | -   | 1        | 0%       | 1     |
|                      |                                   | 2016 | 1   | -   | -   | -   | -   | -   | -   | -   | -   | -   | -   | 1        | ↔        | 1     |
|                      | Contested Divorce                 | 2017 | 3   | -   | 2   | 2   | -   | -   | -   | -   | -   | -   | -   | 7        | 133%     | 7     |
|                      |                                   | 2016 | 1   | -   | 2   | -   | 1   | 1   | -   | -   | 2   | 3   | 2   | 3        | ▲        | 12    |
|                      | Domestic and Family - Level 2     | 2017 | -   | -   | -   | 1   | -   | -   | -   | -   | -   | -   | -   | 1        | 1        | 1     |
|                      |                                   | 2016 | -   | -   | -   | -   | 2   | -   | 1   | -   | -   | -   | -   | 0        | ↔        | 3     |
|                      | General Civil - Level 2           | 2017 | 1   | 2   | 2   | 3   | -   | -   | -   | -   | -   | -   | -   | 8        | 0%       | 8     |
|                      |                                   | 2016 | 1   | 3   | 3   | 1   | 1   | 2   | 1   | 4   | 1   | 3   | 2   | 8        | ↔        | 23    |
|                      | General Civil - Level 3           | 2017 | 1   | 1   | 7   | 9   | -   | -   | -   | -   | -   | -   | -   | 18       | 500%     | 18    |
|                      |                                   | 2016 | 1   | -   | 1   | 1   | 13  | 2   | 1   | 1   | 1   | 8   | 2   | 3        | ▲        | 32    |
| <b>Criminal</b>      | Probates/Wills and Trusts - Level | 2017 | -   | -   | -   | -   | -   | -   | -   | -   | -   | -   | -   | 0        | 0        | 0     |
|                      |                                   | 2016 | -   | -   | -   | -   | -   | -   | -   | -   | -   | 1   | -   | 0        | ↔        | 1     |
|                      | Probates/Wills and Trusts - Level | 2017 | -   | -   | 1   | -   | -   | -   | -   | -   | -   | -   | -   | 1        | -67%     | 1     |
|                      |                                   | 2016 | 2   | -   | -   | 1   | -   | 2   | -   | -   | -   | -   | -   | 3        | ▼        | 5     |
|                      | Uncontested Divorce               | 2017 | 2   | -   | 1   | 1   | -   | -   | -   | -   | -   | -   | -   | 4        | -60%     | 4     |
|                      |                                   | 2016 | 2   | 2   | 3   | 3   | 1   | 1   | 4   | 2   | 2   | 1   | 6   | 10       | ▼        | 27    |
|                      | Misdemeanor                       | 2017 | 1   | 5   | 12  | 3   | -   | -   | -   | -   | -   | -   | -   | 21       | -43%     | 21    |
|                      |                                   | 2016 | 10  | 6   | 19  | 2   | 13  | 4   | 5   | 4   | 2   | 4   | 16  | 37       | ▼        | 92    |
|                      | Non-Capital Felonies and          | 2017 | 3   | 22  | 74  | 2   | -   | -   | -   | -   | -   | -   | -   | 101      | -10%     | 101   |
|                      |                                   | 2016 | 14  | 10  | 68  | 20  | 42  | 4   | 11  | 17  | 4   | 17  | 8   | 112      | ▼        | 225   |
| <b>Miscellaneous</b> | Other Criminally Related Matters  | 2017 | -   | 2   | -   | 3   | -   | -   | -   | -   | -   | -   | -   | 5        | -38%     | 5     |
|                      |                                   | 2016 | 2   | 3   | 2   | 1   | 1   | 2   | -   | 1   | -   | -   | -   | 8        | ▼        | 12    |
|                      | Miscellaneous                     | 2017 | 14  | 15  | 30  | 13  | -   | -   | -   | -   | -   | -   | -   | 72       | -31%     | 72    |
|                      |                                   | 2016 | 26  | 38  | 22  | 18  | 11  | 16  | 22  | 27  | 15  | 24  | 17  | 104      | ▼        | 253   |
|                      | Other                             | 2017 | -   | 1   | 2   | -   | -   | -   | -   | -   | -   | -   | -   | 3        | -63%     | 3     |
|                      |                                   | 2016 | 2   | 2   | 3   | 1   | -   | -   | 2   | -   | 2   | -   | -   | 8        | ▼        | 12    |

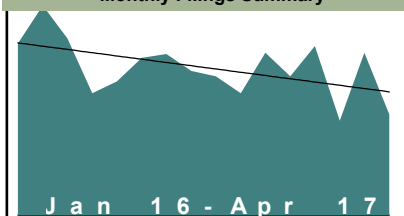
January 2016 -- April 2017 Filings

## Dashboard

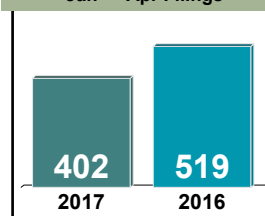
Court: New Kent Circuit  
 Start/End Date: Jan-16 / Apr-17  
 2016 Average Month: 117  
 Jan-Apr 2016: 519  
 Filings Trending: ▼

Circuit/Court ID: 9 209127  
 Type of Case: Filings  
 2017 Average Month: 101  
 Jan-Apr 2017 : 402  
 Overall AVG. Month: 113

## Monthly Filings Summary



## Jan --- Apr Filings



## Filings by Division

|                      |      | Jan | Feb | Mar | Apr | May | Jun | Jul | Aug | Sep | Oct | Nov | Dec | Thru Apr | % Change | Total |
|----------------------|------|-----|-----|-----|-----|-----|-----|-----|-----|-----|-----|-----|-----|----------|----------|-------|
| <b>Total</b>         | 2017 | 129 | 72  | 124 | 77  | -   | -   | -   | -   | -   | -   | -   | -   | 402      | -23%     | 402   |
|                      | 2016 | 131 | 160 | 135 | 93  | 102 | 120 | 123 | 110 | 106 | 93  | 124 | 106 | 519      | ▼        | 1,403 |
| <b>Civil</b>         | 2017 | 8   | 6   | 13  | 13  | -   | -   | -   | -   | -   | -   | -   | -   | 40       | -7%      | 40    |
|                      | 2016 | 13  | 13  | 11  | 6   | 8   | 17  | 18  | 12  | 10  | 15  | 6   | 13  | 43       | ▼        | 142   |
| <b>Criminal</b>      | 2017 | 51  | 22  | 27  | 18  | -   | -   | -   | -   | -   | -   | -   | -   | 118      | -30%     | 118   |
|                      | 2016 | 36  | 47  | 55  | 30  | 43  | 37  | 36  | 44  | 41  | 20  | 65  | 50  | 168      | ▼        | 504   |
| <b>Miscellaneous</b> | 2017 | 51  | 40  | 55  | 45  | -   | -   | -   | -   | -   | -   | -   | -   | 191      | -31%     | 191   |
|                      | 2016 | 72  | 88  | 67  | 48  | 35  | 53  | 64  | 49  | 49  | 53  | 44  | 40  | 275      | ▼        | 662   |
| <b>Other</b>         | 2017 | 19  | 4   | 29  | 1   | -   | -   | -   | -   | -   | -   | -   | -   | 53       | 61%      | 53    |
|                      | 2016 | 10  | 12  | 2   | 9   | 16  | 13  | 5   | 5   | 6   | 5   | 9   | 3   | 33       | ▲        | 95    |

## Filings by Division &amp; Case Category

|                      |  | Jan  | Feb | Mar | Apr | May | Jun | Jul | Aug | Sep | Oct | Nov | Dec | Thru Apr | % Change | Total |
|----------------------|--|------|-----|-----|-----|-----|-----|-----|-----|-----|-----|-----|-----|----------|----------|-------|
| <b>Civil</b>         | <b>Administrative Law</b>                | 2017 | -   | -   | 1   | -   | -   | -   | -   | -   | -   | -   | -   | 1        | 1        | 1     |
|                      |  | 2016 | -   | -   | -   | -   | -   | -   | -   | -   | -   | -   | -   | 0        | ↔        | 0     |
|                      | <b>Contested Divorce</b>                 | 2017 | 1   | 1   | 2   | -   | -   | -   | -   | -   | -   | -   | -   | 4        | -50%     | 4     |
|                      |  | 2016 | 5   | 1   | 1   | 1   | -   | 4   | 3   | 2   | 2   | -   | 2   | 8        | ▼        | 21    |
|                      | <b>Domestic and Family - Level 1</b>     | 2017 | -   | -   | -   | 2   | -   | -   | -   | -   | -   | -   | -   | 2        | 2        | 2     |
|                      |  | 2016 | -   | -   | -   | -   | -   | -   | 1   | -   | 1   | -   | -   | 0        | ↔        | 2     |
|                      | <b>Domestic and Family - Level 2</b>     | 2017 | 1   | -   | 1   | 1   | -   | -   | -   | -   | -   | -   | -   | 3        | 200%     | 3     |
|                      |  | 2016 | -   | -   | -   | 1   | 1   | -   | 1   | -   | 1   | 1   | 2   | 1        | ▲        | 8     |
|                      | <b>General Civil - Level 1</b>           | 2017 | -   | -   | -   | -   | -   | -   | -   | -   | -   | -   | -   | 0        | 0        | 0     |
|                      |  | 2016 | -   | -   | -   | -   | -   | -   | 1   | -   | -   | -   | -   | 0        | ↔        | 1     |
|                      | <b>General Civil - Level 2</b>           | 2017 | 3   | 1   | 5   | 3   | -   | -   | -   | -   | -   | -   | -   | 12       | 33%      | 12    |
|                      |  | 2016 | 5   | 3   | 1   | -   | 2   | 2   | 7   | 3   | 4   | -   | 1   | 9        | ▲        | 30    |
|                      | <b>General Civil - Level 3</b>           | 2017 | 2   | 1   | 1   | 3   | -   | -   | -   | -   | -   | -   | -   | 7        | 0%       | 7     |
|                      |  | 2016 | 1   | 3   | 3   | -   | 2   | 1   | 2   | -   | 5   | 1   | 2   | 7        | ↔        | 22    |
| <b>Criminal</b>      | <b>Probates/Wills and Trusts - Level</b> | 2017 | -   | -   | -   | -   | -   | -   | -   | -   | -   | -   | -   | 0        | 0        | 0     |
|                      |  | 2016 | -   | -   | -   | -   | -   | -   | 1   | -   | -   | -   | -   | 0        | ↔        | 1     |
|                      | <b>Probates/Wills and Trusts - Level</b> | 2017 | -   | -   | -   | -   | -   | -   | -   | -   | -   | -   | -   | 0        | -100%    | 0     |
|                      |  | 2016 | 1   | -   | -   | -   | 1   | -   | -   | -   | 1   | -   | -   | 1        | ▼        | 3     |
|                      | <b>Uncontested Divorce</b>               | 2017 | 1   | 3   | 3   | 4   | -   | -   | -   | -   | -   | -   | -   | 11       | -35%     | 11    |
|                      |  | 2016 | 1   | 6   | 6   | 4   | 3   | 9   | 5   | 4   | 3   | 2   | 8   | 17       | ▼        | 54    |
|                      | <b>Capital Murder</b>                    | 2017 | -   | -   | -   | -   | -   | -   | -   | -   | -   | -   | -   | 0        | 0        | 0     |
|                      |  | 2016 | -   | -   | -   | -   | -   | -   | -   | -   | -   | -   | 1   | 0        | ↔        | 1     |
|                      | <b>Misdemeanor</b>                       | 2017 | 9   | 8   | 9   | 5   | -   | -   | -   | -   | -   | -   | -   | 31       | -40%     | 31    |
|                      |  | 2016 | 15  | 16  | 12  | 9   | 14  | 8   | 11  | 15  | 7   | 26  | 10  | 52       | ▼        | 154   |
| <b>Miscellaneous</b> | <b>Non-Capital Felonies and</b>          | 2017 | 37  | 14  | 17  | 11  | -   | -   | -   | -   | -   | -   | -   | 79       | -29%     | 79    |
|                      |  | 2016 | 21  | 28  | 41  | 21  | 28  | 24  | 26  | 24  | 13  | 39  | 37  | 111      | ▼        | 327   |
|                      | <b>Other Criminally Related Matters</b>  | 2017 | 5   | -   | 1   | 2   | -   | -   | -   | -   | -   | -   | -   | 8        | 60%      | 8     |
|                      |  | 2016 | -   | 3   | 2   | -   | 1   | 5   | -   | 7   | 2   | -   | 2   | 5        | ▲        | 22    |
| <b>Other</b>         |  | 2017 | 51  | 40  | 55  | 45  | -   | -   | -   | -   | -   | -   | -   | 191      | -31%     | 191   |
|                      |  | 2016 | 72  | 88  | 67  | 48  | 35  | 53  | 64  | 49  | 49  | 53  | 44  | 275      | ▼        | 662   |
| <b>Other</b>         |  | 2017 | 19  | 4   | 29  | 1   | -   | -   | -   | -   | -   | -   | -   | 53       | 61%      | 53    |
|                      |  | 2016 | 10  | 12  | 2   | 9   | 16  | 13  | 5   | 5   | 6   | 5   | 9   | 33       | ▲        | 95    |

January 2016 -- April 2017 Filings

Dashboard

Court: York Circuit

Start/End Date: Jan-16 / Apr-17

2016 Average Month: 297

Jan-Apr 2016: 1,293

Filings Trending: ▼

Circuit/Court ID: 9 209199

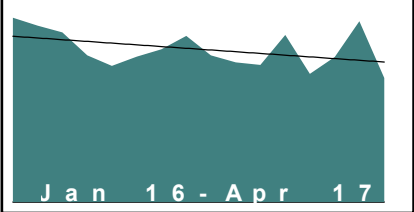
Type of Case: Filings

2017 Average Month:276

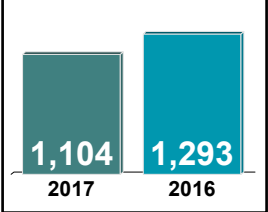
Jan-Apr 2017 : 1,104

Overall AVG. Month: 292

Monthly Filings Summary



Jan --- Apr Filings



| Filings by Division |      |  |     |     |     |     |     |     |     |     |     |     |     |     |          |          |       |
|---------------------|------|--|-----|-----|-----|-----|-----|-----|-----|-----|-----|-----|-----|-----|----------|----------|-------|
|                     |      |  | Jan | Feb | Mar | Apr | May | Jun | Jul | Aug | Sep | Oct | Nov | Dec | Thru Apr | % Change | Total |
| Total               | 2017 |  | 245 | 277 | 345 | 237 | -   | -   | -   | -   | -   | -   | -   | -   | 1,104    | -15%     | 1,104 |
|                     | 2016 |  | 352 | 337 | 324 | 280 | 260 | 278 | 292 | 317 | 280 | 267 | 262 | 319 | 1,293    | ▼        | 3,568 |
| Civil               | 2017 |  | 33  | 42  | 60  | 51  | -   | -   | -   | -   | -   | -   | -   | -   | 186      | 2%       | 186   |
|                     | 2016 |  | 38  | 51  | 53  | 41  | 56  | 54  | 48  | 47  | 33  | 42  | 36  | 61  | 183      | ▲        | 560   |
| Criminal            | 2017 |  | 64  | 109 | 134 | 56  | -   | -   | -   | -   | -   | -   | -   | -   | 363      | -4%      | 363   |
|                     | 2016 |  | 100 | 85  | 98  | 96  | 79  | 90  | 56  | 107 | 136 | 87  | 72  | 130 | 379      | ▼        | 1,136 |
| Miscellaneous       | 2017 |  | 145 | 124 | 149 | 130 | -   | -   | -   | -   | -   | -   | -   | -   | 548      | -25%     | 548   |
|                     | 2016 |  | 214 | 199 | 171 | 142 | 125 | 133 | 186 | 162 | 111 | 136 | 152 | 127 | 726      | ▼        | 1,858 |
| Other               | 2017 |  | 3   | 2   | 2   | -   | -   | -   | -   | -   | -   | -   | -   | -   | 7        | 40%      | 7     |
|                     | 2016 |  | -   | 2   | 2   | 1   | -   | 1   | 2   | 1   | -   | 2   | 2   | 1   | 5        | ▲        | 14    |

| Filings by Division & Case Category |                                  |      |     |     |     |     |     |     |     |     |     |     |     |     |          |          |       |
|-------------------------------------|----------------------------------|------|-----|-----|-----|-----|-----|-----|-----|-----|-----|-----|-----|-----|----------|----------|-------|
|                                     |                                  |      | Jan | Feb | Mar | Apr | May | Jun | Jul | Aug | Sep | Oct | Nov | Dec | Thru Apr | % Change | Total |
| Civil                               | Administrative Law               | 2017 | 1   | -   | -   | -   | -   | -   | -   | -   | -   | -   | -   | -   | 1        | 0%       | 1     |
|                                     |                                  | 2016 | -   | 1   | -   | -   | 1   | -   | -   | 1   | 1   | -   | -   | -   | 1        | ↔        | 4     |
|                                     | Contested Divorce                | 2017 | 3   | 7   | 9   | 4   | -   | -   | -   | -   | -   | -   | -   | -   | 23       | 44%      | 23    |
|                                     |                                  | 2016 | 3   | 3   | 5   | 5   | 4   | 8   | 4   | 9   | 5   | 4   | 8   | 6   | 16       | ▲        | 64    |
|                                     | Domestic and Family - Level 1    | 2017 | -   | 1   | 1   | -   | -   | -   | -   | -   | -   | -   | -   | -   | 2        | -71%     | 2     |
|                                     |                                  | 2016 | 2   | 3   | 1   | 1   | -   | 3   | -   | 1   | 1   | -   | -   | 1   | 7        | ▼        | 13    |
|                                     | Domestic and Family - Level 2    | 2017 | 3   | 9   | 9   | 13  | -   | -   | -   | -   | -   | -   | -   | -   | 34       | 0%       | 34    |
|                                     |                                  | 2016 | 3   | 10  | 13  | 8   | 7   | 8   | 9   | 9   | 4   | 9   | 11  | 15  | 34       | ↔        | 106   |
|                                     | General Civil - Level 1          | 2017 | -   | 1   | 1   | 2   | -   | -   | -   | -   | -   | -   | -   | -   | 4        | 4        | 4     |
|                                     |                                  | 2016 | -   | -   | -   | -   | -   | -   | -   | 1   | -   | 1   | 1   | 1   | 0        | ↔        | 4     |
|                                     | General Civil - Level 2          | 2017 | 7   | 10  | 13  | 8   | -   | -   | -   | -   | -   | -   | -   | -   | 38       | 3%       | 38    |
|                                     |                                  | 2016 | 11  | 8   | 9   | 9   | 10  | 10  | 6   | 7   | 8   | 10  | 4   | 10  | 37       | ▲        | 102   |
|                                     | General Civil - Level 3          | 2017 | 4   | 5   | 1   | 9   | -   | -   | -   | -   | -   | -   | -   | -   | 19       | 73%      | 19    |
|                                     |                                  | 2016 | 2   | 1   | 6   | 2   | 4   | 7   | 10  | 2   | -   | 1   | 3   | 4   | 11       | ▲        | 42    |
| Probates/Wills and Trusts - Level   | 2017                             | -    | -   | -   | -   | -   | -   | -   | -   | -   | -   | -   | -   | 0   | 0        | 0        |       |
|                                     | 2016                             | -    | -   | -   | -   | -   | -   | -   | 1   | -   | -   | -   | -   | 0   | ↔        | 1        |       |
| Probates/Wills and Trusts - Level   | 2017                             | 3    | -   | 4   | 2   | -   | -   | -   | -   | -   | -   | -   | -   | 9   | 80%      | 9        |       |
|                                     | 2016                             | 1    | 1   | 1   | 2   | 4   | 2   | 1   | 1   | 3   | 3   | 2   | 1   | 5   | ▲        | 22       |       |
| Uncontested Divorce                 | 2017                             | 12   | 9   | 22  | 13  | -   | -   | -   | -   | -   | -   | -   | -   | 56  | -22%     | 56       |       |
|                                     | 2016                             | 16   | 24  | 18  | 14  | 26  | 16  | 18  | 15  | 11  | 14  | 7   | 23  | 72  | ▼        | 202      |       |
| Criminal                            | Misdemeanor                      | 2017 | 21  | 19  | 34  | 15  | -   | -   | -   | -   | -   | -   | -   | -   | 89       | 19%      | 89    |
|                                     |                                  | 2016 | 14  | 16  | 18  | 27  | 22  | 20  | 11  | 22  | 24  | 14  | 10  | 35  | 75       | ▲        | 233   |
|                                     | Non-Capital Felonies and         | 2017 | 34  | 87  | 90  | 37  | -   | -   | -   | -   | -   | -   | -   | -   | 248      | -12%     | 248   |
|                                     |                                  | 2016 | 80  | 67  | 73  | 61  | 56  | 61  | 38  | 81  | 103 | 59  | 52  | 90  | 281      | ▼        | 821   |
|                                     | Other Criminally Related Matters | 2017 | 9   | 3   | 10  | 4   | -   | -   | -   | -   | -   | -   | -   | -   | 26       | 13%      | 26    |
|                                     |                                  | 2016 | 6   | 2   | 7   | 8   | 1   | 9   | 7   | 4   | 9   | 14  | 10  | 5   | 23       | ▲        | 82    |
|                                     | Miscellaneous                    | 2017 | 145 | 124 | 149 | 130 | -   | -   | -   | -   | -   | -   | -   | -   | 548      | -25%     | 548   |
|                                     |                                  | 2016 | 214 | 199 | 171 | 142 | 125 | 133 | 186 | 162 | 111 | 136 | 152 | 127 | 726      | ▼        | 1,858 |
|                                     | Other                            | 2017 | 3   | 2   | 2   | -   | -   | -   | -   | -   | -   | -   | -   | -   | 7        | 40%      | 7     |
|                                     |                                  | 2016 | -   | 2   | 2   | 1   | -   | 1   | 2   | 1   | -   | 2   | 2   | 1   | 5        | ▲        | 14    |

January 2016 -- April 2017 Filings

Dashboard

Court: Williamsburg Circuit

Start/End Date: Jan-16 / Apr-17

2016 Average Month: 359

Jan-Apr 2016: 1,519

Filings Trending: ▼

Circuit/Court ID: 9 209830

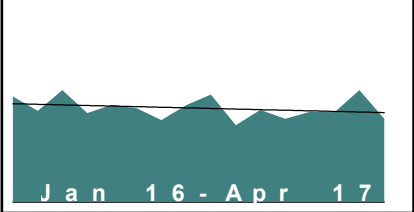
Type of Case: Filings

2017 Average Month:359

Jan-Apr 2017 : 1,434

Overall AVG. Month: 359

Monthly Filings Summary



Jan --- Apr Filings

1,434

2017

1,519

2016

| Filings by Division |      |     |     |     |     |     |     |     |     |     |     |     |     |          |          |       |
|---------------------|------|-----|-----|-----|-----|-----|-----|-----|-----|-----|-----|-----|-----|----------|----------|-------|
|                     |      | Jan | Feb | Mar | Apr | May | Jun | Jul | Aug | Sep | Oct | Nov | Dec | Thru Apr | % Change | Total |
| Total               | 2017 | 345 | 343 | 428 | 318 | -   | -   | -   | -   | -   | -   | -   | -   | 1,434    | -6%      | 1,434 |
|                     | 2016 | 403 | 348 | 428 | 340 | 371 | 358 | 313 | 370 | 410 | 293 | 352 | 318 | 1,519    | ▼        | 4,304 |
| Civil               | 2017 | 45  | 47  | 55  | 52  | -   | -   | -   | -   | -   | -   | -   | -   | 199      | -1%      | 199   |
|                     | 2016 | 53  | 51  | 63  | 33  | 50  | 55  | 42  | 52  | 50  | 57  | 50  | 55  | 200      | ▼        | 611   |
| Criminal            | 2017 | 82  | 112 | 156 | 106 | -   | -   | -   | -   | -   | -   | -   | -   | 456      | -6%      | 456   |
|                     | 2016 | 125 | 97  | 142 | 122 | 149 | 111 | 55  | 120 | 169 | 82  | 127 | 81  | 486      | ▼        | 1,380 |
| Miscellaneous       | 2017 | 141 | 130 | 147 | 121 | -   | -   | -   | -   | -   | -   | -   | -   | 539      | -19%     | 539   |
|                     | 2016 | 176 | 171 | 175 | 145 | 118 | 150 | 164 | 163 | 150 | 128 | 138 | 137 | 667      | ▼        | 1,815 |
| Other               | 2017 | 77  | 54  | 70  | 39  | -   | -   | -   | -   | -   | -   | -   | -   | 240      | 45%      | 240   |
|                     | 2016 | 49  | 29  | 48  | 40  | 54  | 42  | 52  | 35  | 41  | 26  | 37  | 45  | 166      | ▲        | 498   |

| Filings by Division & Case Category |                                   |      |     |     |     |     |     |     |     |     |     |     |     |          |          |       |
|-------------------------------------|-----------------------------------|------|-----|-----|-----|-----|-----|-----|-----|-----|-----|-----|-----|----------|----------|-------|
|                                     |                                   | Jan  | Feb | Mar | Apr | May | Jun | Jul | Aug | Sep | Oct | Nov | Dec | Thru Apr | % Change | Total |
| Civil                               | Administrative Law                | 2017 | -   | 1   | -   | -   | -   | -   | -   | -   | -   | -   | -   | 1        | 1        | 1     |
|                                     |                                   | 2016 | -   | -   | -   | -   | -   | -   | -   | -   | -   | 2   | -   | 0        | ↔        | 2     |
|                                     | Contested Divorce                 | 2017 | 8   | 5   | 6   | 2   | -   | -   | -   | -   | -   | -   | -   | 21       | -22%     | 21    |
|                                     |                                   | 2016 | 8   | 11  | 6   | 2   | 8   | 6   | 11  | 6   | 3   | 8   | 5   | 27       | ▼        | 80    |
|                                     | Domestic and Family - Level 1     | 2017 | -   | -   | 1   | 2   | -   | -   | -   | -   | -   | -   | -   | 3        | -70%     | 3     |
|                                     |                                   | 2016 | 2   | 4   | 3   | 1   | 2   | 1   | 1   | 2   | 5   | 2   | 3   | 10       | ▼        | 26    |
|                                     | Domestic and Family - Level 2     | 2017 | 1   | 3   | 4   | 1   | -   | -   | -   | -   | -   | -   | -   | 9        | 0%       | 9     |
|                                     |                                   | 2016 | 1   | 1   | 3   | 4   | 2   | 2   | 3   | 1   | 4   | 4   | -   | 9        | ↔        | 26    |
|                                     | General Civil - Level 1           | 2017 | -   | -   | 1   | 1   | -   | -   | -   | -   | -   | -   | -   | 2        | -67%     | 2     |
|                                     |                                   | 2016 | 1   | -   | 1   | 4   | -   | -   | 2   | 1   | 1   | 1   | -   | 6        | ▼        | 12    |
|                                     | General Civil - Level 2           | 2017 | 10  | 12  | 17  | 20  | -   | -   | -   | -   | -   | -   | -   | 59       | 34%      | 59    |
|                                     |                                   | 2016 | 11  | 13  | 13  | 7   | 13  | 12  | 15  | 10  | 14  | 12  | 18  | 44       | ▲        | 150   |
|                                     | General Civil - Level 3           | 2017 | 9   | 6   | 4   | 7   | -   | -   | -   | -   | -   | -   | -   | 26       | -4%      | 26    |
|                                     |                                   | 2016 | 5   | 9   | 7   | 6   | 5   | 11  | 5   | 4   | 12  | 9   | 8   | 27       | ▼        | 85    |
| Criminal                            | Probates/Wills and Trusts - Level | 2017 | 2   | -   | 1   | -   | -   | -   | -   | -   | -   | -   | -   | 3        | 50%      | 3     |
|                                     |                                   | 2016 | 1   | 1   | -   | -   | -   | 1   | -   | -   | 1   | 3   | 1   | 2        | ▲        | 8     |
|                                     | Probates/Wills and Trusts - Level | 2017 | 3   | 4   | 2   | 6   | -   | -   | -   | -   | -   | -   | -   | 15       | 50%      | 15    |
|                                     |                                   | 2016 | 3   | 2   | 4   | 1   | 2   | 2   | 5   | 5   | 2   | 1   | 4   | 10       | ▲        | 33    |
|                                     | Uncontested Divorce               | 2017 | 12  | 16  | 19  | 13  | -   | -   | -   | -   | -   | -   | -   | 60       | -8%      | 60    |
|                                     |                                   | 2016 | 21  | 10  | 26  | 8   | 18  | 21  | 8   | 14  | 16  | 13  | 16  | 65       | ▼        | 189   |
|                                     | Misdemeanor                       | 2017 | 28  | 45  | 41  | 35  | -   | -   | -   | -   | -   | -   | -   | 149      | -9%      | 149   |
|                                     |                                   | 2016 | 37  | 25  | 42  | 59  | 40  | 41  | 25  | 49  | 53  | 47  | 34  | 163      | ▼        | 475   |
|                                     | Non-Capital Felonies and          | 2017 | 44  | 52  | 95  | 54  | -   | -   | -   | -   | -   | -   | -   | 245      | -11%     | 245   |
|                                     |                                   | 2016 | 80  | 58  | 86  | 51  | 86  | 54  | 22  | 59  | 99  | 46  | 69  | 275      | ▼        | 750   |
| Miscellaneous                       | Other Criminally Related Matters  | 2017 | 10  | 15  | 20  | 17  | -   | -   | -   | -   | -   | -   | -   | 62       | 29%      | 62    |
|                                     |                                   | 2016 | 8   | 14  | 14  | 12  | 23  | 16  | 8   | 12  | 17  | 11  | 7   | 48       | ▲        | 155   |
| Other                               | Miscellaneous                     | 2017 | 141 | 130 | 147 | 121 | -   | -   | -   | -   | -   | -   | -   | 539      | -19%     | 539   |
|                                     |                                   | 2016 | 176 | 171 | 175 | 145 | 118 | 150 | 164 | 163 | 150 | 128 | 137 | 667      | ▼        | 1,815 |
| Other                               | Other                             | 2017 | 77  | 54  | 70  | 39  | -   | -   | -   | -   | -   | -   | -   | 240      | 45%      | 240   |
|                                     |                                   | 2016 | 49  | 29  | 48  | 40  | 54  | 42  | 52  | 35  | 41  | 26  | 37  | 166      | ▲        | 498   |

January 2016 -- April 2017 Filings

Dashboard

Court: Appomattox Circuit

Circuit/Court ID: 10

Start/End Date: Jan-16 / Apr-17

210011

2016 Average Month: 80

Type of Case: Filings

Jan-Apr 2016: 333

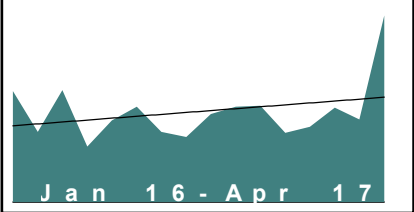
2017 Average Month:105

Filings Trending: ▲

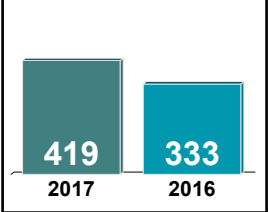
Jan-Apr 2017 : 419

Overall AVG. Month: 86

Monthly Filings Summary



Jan --- Apr Filings



| Filings by Division |      |     |     |     |     |     |     |     |     |     |     |     |     |          |          |       |
|---------------------|------|-----|-----|-----|-----|-----|-----|-----|-----|-----|-----|-----|-----|----------|----------|-------|
|                     |      | Jan | Feb | Mar | Apr | May | Jun | Jul | Aug | Sep | Oct | Nov | Dec | Thru Apr | % Change | Total |
| Total               | 2017 | 72  | 90  | 79  | 178 | -   | -   | -   | -   | -   | -   | -   | -   | 419      | 26%      | 419   |
|                     | 2016 | 106 | 67  | 107 | 53  | 78  | 91  | 67  | 62  | 84  | 91  | 92  | 66  | 333      | ▲        | 964   |
| Civil               | 2017 | 11  | 16  | 6   | 6   | -   | -   | -   | -   | -   | -   | -   | -   | 39       | -9%      | 39    |
|                     | 2016 | 6   | 10  | 15  | 12  | 12  | 4   | 6   | 10  | 7   | 8   | 8   | 8   | 43       | ▼        | 106   |
| Criminal            | 2017 | 14  | 48  | 32  | 130 | -   | -   | -   | -   | -   | -   | -   | -   | 224      | 87%      | 224   |
|                     | 2016 | 54  | 16  | 49  | 1   | 41  | 44  | 24  | 20  | 38  | 49  | 25  | 25  | 120      | ▲        | 386   |
| Miscellaneous       | 2017 | 47  | 25  | 40  | 39  | -   | -   | -   | -   | -   | -   | -   | -   | 151      | -11%     | 151   |
|                     | 2016 | 46  | 41  | 42  | 40  | 25  | 42  | 36  | 32  | 39  | 34  | 59  | 32  | 169      | ▼        | 468   |
| Other               | 2017 | -   | 1   | 1   | 3   | -   | -   | -   | -   | -   | -   | -   | -   | 5        | 400%     | 5     |
|                     | 2016 | -   | -   | 1   | -   | -   | 1   | 1   | -   | -   | -   | -   | 1   | 1        | ▲        | 4     |

| Filings by Division & Case Category |                                   |      |     |     |     |     |     |     |     |     |     |     |     |          |          |       |
|-------------------------------------|-----------------------------------|------|-----|-----|-----|-----|-----|-----|-----|-----|-----|-----|-----|----------|----------|-------|
|                                     |                                   | Jan  | Feb | Mar | Apr | May | Jun | Jul | Aug | Sep | Oct | Nov | Dec | Thru Apr | % Change | Total |
| Civil                               | Administrative Law                | 2017 | 1   | -   | -   | -   | -   | -   | -   | -   | -   | -   | -   | 1        | 1        | 1     |
|                                     |                                   | 2016 | -   | -   | -   | -   | -   | -   | -   | -   | -   | -   | -   | 0        | ↔        | 0     |
|                                     | Contested Divorce                 | 2017 | 2   | 1   | 2   | 1   | -   | -   | -   | -   | -   | -   | -   | 6        | -25%     | 6     |
|                                     |                                   | 2016 | 2   | 1   | 4   | 1   | 2   | 2   | -   | -   | 1   | 2   | 1   | 8        | ▼        | 16    |
|                                     | Domestic and Family - Level 1     | 2017 | -   | 3   | -   | -   | -   | -   | -   | -   | -   | -   | -   | 3        | 3        | 3     |
|                                     |                                   | 2016 | -   | -   | -   | -   | 1   | -   | 1   | 1   | 1   | -   | 1   | 0        | ↔        | 5     |
|                                     | Domestic and Family - Level 2     | 2017 | 2   | 3   | -   | 1   | -   | -   | -   | -   | -   | -   | -   | 6        | 200%     | 6     |
|                                     |                                   | 2016 | -   | -   | 2   | -   | 1   | -   | 1   | 3   | -   | 2   | -   | 2        | ▲        | 9     |
|                                     | General Civil - Level 1           | 2017 | -   | -   | -   | -   | -   | -   | -   | -   | -   | -   | -   | 0        | -100%    | 0     |
|                                     |                                   | 2016 | -   | -   | -   | 1   | -   | -   | -   | -   | -   | -   | -   | 1        | ▼        | 1     |
|                                     | General Civil - Level 2           | 2017 | -   | 3   | -   | -   | -   | -   | -   | -   | -   | -   | -   | 3        | -67%     | 3     |
|                                     |                                   | 2016 | -   | 5   | 1   | 3   | 4   | -   | 1   | 2   | -   | 4   | 1   | 9        | ▼        | 23    |
|                                     | General Civil - Level 3           | 2017 | 3   | 2   | 1   | -   | -   | -   | -   | -   | -   | -   | -   | 6        | -33%     | 6     |
|                                     |                                   | 2016 | 4   | 1   | 3   | 1   | -   | 1   | 1   | 1   | -   | -   | -   | 9        | ▼        | 12    |
| Criminal                            | Probates/Wills and Trusts - Level | 2017 | -   | -   | -   | -   | -   | -   | -   | -   | -   | -   | -   | 0        | 0        | 0     |
|                                     |                                   | 2016 | -   | -   | -   | -   | 1   | -   | -   | -   | 1   | -   | 1   | 0        | ↔        | 3     |
|                                     | Probates/Wills and Trusts - Level | 2017 | -   | 1   | -   | 1   | -   | -   | -   | -   | -   | -   | -   | 2        | 0%       | 2     |
|                                     |                                   | 2016 | -   | 1   | -   | 1   | -   | 2   | -   | 1   | -   | -   | 2   | 2        | ↔        | 7     |
|                                     | Uncontested Divorce               | 2017 | 3   | 3   | 3   | 3   | -   | -   | -   | -   | -   | -   | -   | 12       | 0%       | 12    |
|                                     |                                   | 2016 | -   | 2   | 5   | 5   | 3   | -   | 3   | 3   | 4   | 1   | 2   | 12       | ↔        | 30    |
|                                     |                                   |      |     |     |     |     |     |     |     |     |     |     |     |          |          |       |
|                                     | Misdemeanor                       | 2017 | -   | 4   | 1   | 35  | -   | -   | -   | -   | -   | -   | -   | 40       | 54%      | 40    |
|                                     |                                   | 2016 | 10  | 2   | 14  | -   | 4   | 10  | 5   | 1   | 6   | 7   | 2   | 26       | ▲        | 68    |
|                                     | Non-Capital Felonies and          | 2017 | 14  | 44  | 31  | 93  | -   | -   | -   | -   | -   | -   | -   | 182      | 122%     | 182   |
| Miscellaneous                       |                                   | 2016 | 39  | 12  | 30  | 1   | 33  | 33  | 18  | 19  | 27  | 39  | 16  | 82       | ▲        | 282   |
|                                     | Other Criminally Related Matters  | 2017 | -   | -   | -   | 2   | -   | -   | -   | -   | -   | -   | -   | 2        | -83%     | 2     |
|                                     |                                   | 2016 | 5   | 2   | 5   | -   | 4   | 1   | 1   | -   | 5   | 3   | 7   | 12       | ▼        | 36    |
|                                     |                                   |      |     |     |     |     |     |     |     |     |     |     |     |          |          |       |
|                                     | Miscellaneous                     | 2017 | 47  | 25  | 40  | 39  | -   | -   | -   | -   | -   | -   | -   | 151      | -11%     | 151   |
|                                     |                                   | 2016 | 46  | 41  | 42  | 40  | 25  | 42  | 36  | 32  | 39  | 34  | 59  | 169      | ▼        | 468   |
|                                     |                                   |      |     |     |     |     |     |     |     |     |     |     |     |          |          |       |
|                                     | Other                             | 2017 | -   | 1   | 1   | 3   | -   | -   | -   | -   | -   | -   | -   | 5        | 400%     | 5     |
|                                     |                                   | 2016 | -   | -   | 1   | -   | -   | 1   | 1   | -   | -   | -   | 1   | 1        | ▲        | 4     |
|                                     |                                   |      |     |     |     |     |     |     |     |     |     |     |     |          |          |       |

January 2016 -- April 2017 Filings

Dashboard

Court: Buckingham Circuit

Circuit/Court ID: 10

Start/End Date: Jan-16 / Apr-17

210029

2016 Average Month: 71

Type of Case: Filings

Jan-Apr 2016: 332

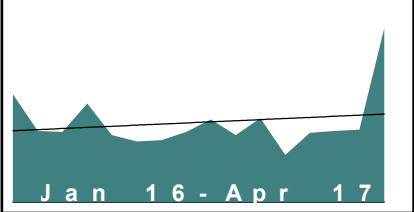
2017 Average Month:92

Filings Trending: ▲

Jan-Apr 2017 : 369

Overall AVG. Month: 76

Monthly Filings Summary



Jan --- Apr Filings

369

2017

332

2016

| Filings by Division |      |     |     |     |     |     |     |     |     |     |     |     |     |          |          |       |
|---------------------|------|-----|-----|-----|-----|-----|-----|-----|-----|-----|-----|-----|-----|----------|----------|-------|
|                     |      | Jan | Feb | Mar | Apr | May | Jun | Jul | Aug | Sep | Oct | Nov | Dec | Thru Apr | % Change | Total |
| Total               | 2017 | 66  | 68  | 69  | 166 | -   | -   | -   | -   | -   | -   | -   | -   | 369      | 11%      | 369   |
|                     | 2016 | 103 | 68  | 67  | 94  | 64  | 58  | 59  | 67  | 79  | 64  | 80  | 45  | 332      | ▲        | 848   |
| Civil               | 2017 | 11  | 6   | 10  | 7   | -   | -   | -   | -   | -   | -   | -   | -   | 34       | -6%      | 34    |
|                     | 2016 | 10  | 10  | 7   | 9   | 10  | 8   | 8   | 10  | 7   | 11  | 8   | 10  | 36       | ▼        | 108   |
| Criminal            | 2017 | 31  | 24  | 22  | 132 | -   | -   | -   | -   | -   | -   | -   | -   | 209      | 50%      | 209   |
|                     | 2016 | 48  | 15  | 14  | 62  | 23  | 15  | 21  | 20  | 39  | 17  | 40  | 9   | 139      | ▲        | 323   |
| Miscellaneous       | 2017 | 23  | 38  | 36  | 26  | -   | -   | -   | -   | -   | -   | -   | -   | 123      | -22%     | 123   |
|                     | 2016 | 45  | 43  | 46  | 23  | 31  | 34  | 30  | 37  | 33  | 36  | 32  | 25  | 157      | ▼        | 415   |
| Other               | 2017 | 1   | -   | 1   | 1   | -   | -   | -   | -   | -   | -   | -   | -   | 3        | 3        | 3     |
|                     | 2016 | -   | -   | -   | -   | -   | 1   | -   | -   | -   | -   | -   | 1   | 0        | ↔        | 2     |

| Filings by Division & Case Category |                                   |      |     |     |     |     |     |     |     |     |     |     |     |          |          |       |
|-------------------------------------|-----------------------------------|------|-----|-----|-----|-----|-----|-----|-----|-----|-----|-----|-----|----------|----------|-------|
|                                     |                                   | Jan  | Feb | Mar | Apr | May | Jun | Jul | Aug | Sep | Oct | Nov | Dec | Thru Apr | % Change | Total |
| Civil                               | Administrative Law                | 2017 | -   | -   | 1   | -   | -   | -   | -   | -   | -   | -   | -   | 1        | 1        | 1     |
|                                     |                                   | 2016 | -   | -   | -   | -   | 1   | -   | -   | -   | -   | -   | -   | 0        | ↔        | 1     |
|                                     | Contested Divorce                 | 2017 | -   | 1   | 2   | 3   | -   | -   | -   | -   | -   | -   | -   | 6        | 50%      | 6     |
|                                     |                                   | 2016 | 1   | 1   | 2   | -   | 4   | 2   | 1   | 2   | 1   | -   | 2   | 4        | ▲        | 17    |
|                                     | Domestic and Family - Level 1     | 2017 | -   | -   | 1   | -   | -   | -   | -   | -   | -   | -   | -   | 1        | 1        | 1     |
|                                     |                                   | 2016 | -   | -   | -   | -   | -   | -   | -   | -   | -   | -   | 1   | 0        | ↔        | 1     |
|                                     | Domestic and Family - Level 2     | 2017 | -   | -   | -   | -   | -   | -   | -   | -   | -   | -   | -   | 0        | -100%    | 0     |
|                                     |                                   | 2016 | 2   | 1   | -   | 2   | -   | 2   | -   | -   | 1   | 1   | 2   | 5        | ▼        | 11    |
|                                     | General Civil - Level 1           | 2017 | -   | -   | -   | 1   | -   | -   | -   | -   | -   | -   | -   | 1        | 1        | 1     |
|                                     |                                   | 2016 | -   | -   | -   | -   | -   | -   | -   | -   | 1   | -   | -   | 0        | ↔        | 1     |
|                                     | General Civil - Level 2           | 2017 | 5   | 2   | 3   | 2   | -   | -   | -   | -   | -   | -   | -   | 12       | 50%      | 12    |
|                                     |                                   | 2016 | 2   | 2   | 2   | 2   | 1   | -   | 3   | 2   | 2   | 2   | 2   | 8        | ▲        | 22    |
|                                     | General Civil - Level 3           | 2017 | 1   | 1   | -   | -   | -   | -   | -   | -   | -   | -   | -   | 2        | -50%     | 2     |
|                                     |                                   | 2016 | -   | 3   | -   | 1   | -   | 1   | -   | 1   | 2   | 3   | 1   | 4        | ▼        | 13    |
| Criminal                            | Probates/Wills and Trusts - Level | 2017 | -   | -   | -   | -   | -   | -   | -   | -   | -   | -   | -   | 0        | 0        | 0     |
|                                     |                                   | 2016 | -   | -   | -   | -   | -   | -   | 1   | -   | -   | -   | -   | 0        | ↔        | 1     |
|                                     | Probates/Wills and Trusts - Level | 2017 | -   | -   | -   | -   | -   | -   | -   | -   | -   | -   | -   | 0        | -100%    | 0     |
|                                     |                                   | 2016 | -   | 1   | 1   | -   | 1   | -   | -   | -   | 1   | -   | -   | 2        | ▼        | 4     |
|                                     | Uncontested Divorce               | 2017 | 5   | 2   | 3   | 1   | -   | -   | -   | -   | -   | -   | -   | 11       | -15%     | 11    |
|                                     |                                   | 2016 | 5   | 2   | 2   | 4   | 5   | 3   | 2   | 4   | 3   | 2   | 2   | 13       | ▼        | 37    |
|                                     |                                   |      |     |     |     |     |     |     |     |     |     |     |     |          |          |       |
|                                     | Misdemeanor                       | 2017 | 10  | 13  | 8   | 47  | -   | -   | -   | -   | -   | -   | -   | 78       | 680%     | 78    |
|                                     |                                   | 2016 | 5   | 3   | 1   | 1   | 8   | -   | 6   | 1   | 3   | 4   | 12  | 10       | ▲        | 50    |
|                                     | Non-Capital Felonies and          | 2017 | 18  | 8   | 13  | 83  | -   | -   | -   | -   | -   | -   | -   | 122      | -5%      | 122   |
| Miscellaneous                       |                                   | 2016 | 43  | 12  | 13  | 60  | 15  | 15  | 15  | 19  | 35  | 13  | 28  | 128      | ▼        | 271   |
|                                     | Other Criminally Related Matters  | 2017 | 3   | 3   | 1   | 2   | -   | -   | -   | -   | -   | -   | -   | 9        | 800%     | 9     |
|                                     |                                   | 2016 | -   | -   | -   | 1   | -   | -   | -   | 1   | -   | -   | -   | 1        | ▲        | 2     |
|                                     |                                   |      |     |     |     |     |     |     |     |     |     |     |     |          |          |       |
|                                     | Miscellaneous                     | 2017 | 23  | 38  | 36  | 26  | -   | -   | -   | -   | -   | -   | -   | 123      | -22%     | 123   |
|                                     |                                   | 2016 | 45  | 43  | 46  | 23  | 31  | 34  | 30  | 37  | 33  | 36  | 32  | 157      | ▼        | 415   |
|                                     |                                   |      |     |     |     |     |     |     |     |     |     |     |     |          |          |       |
|                                     | Other                             | 2017 | 1   | -   | 1   | 1   | -   | -   | -   | -   | -   | -   | -   | 3        | 3        | 3     |
|                                     |                                   | 2016 | -   | -   | -   | -   | -   | 1   | -   | -   | -   | -   | 1   | 0        | ↔        | 2     |
|                                     |                                   |      |     |     |     |     |     |     |     |     |     |     |     |          |          |       |

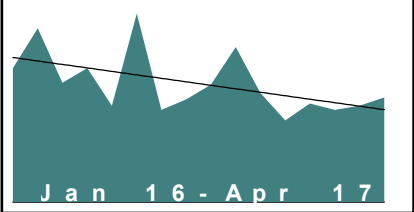
January 2016 -- April 2017 Filings

Dashboard

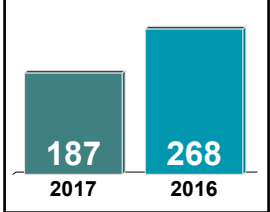
Court: Charlotte Circuit  
Start/End Date: Jan-16 / Apr-17  
2016 Average Month: 60  
Jan-Apr 2016: 268  
Filings Trending: ▼

Circuit/Court ID: 10  
210037  
Type of Case: Filings  
2017 Average Month: 47  
Jan-Apr 2017 : 187  
Overall AVG. Month: 57

Monthly Filings Summary



Jan --- Apr Filings



| Filings by Division |      |     |     |     |     |     |     |     |     |     |     |     |     |          |          |       |
|---------------------|------|-----|-----|-----|-----|-----|-----|-----|-----|-----|-----|-----|-----|----------|----------|-------|
|                     |      | Jan | Feb | Mar | Apr | May | Jun | Jul | Aug | Sep | Oct | Nov | Dec | Thru Apr | % Change | Total |
| Total               | 2017 | 47  | 44  | 46  | 50  | -   | -   | -   | -   | -   | -   | -   | -   | 187      | -30%     | 187   |
|                     | 2016 | 64  | 83  | 57  | 64  | 46  | 90  | 44  | 49  | 56  | 74  | 52  | 39  | 268      | ▼        | 718   |
| Civil               | 2017 | 4   | 12  | 11  | 13  | -   | -   | -   | -   | -   | -   | -   | -   | 40       | 25%      | 40    |
|                     | 2016 | 5   | 9   | 9   | 9   | 7   | 5   | 9   | 12  | 9   | 3   | 4   | 4   | 32       | ▲        | 85    |
| Criminal            | 2017 | 19  | 13  | 2   | 20  | -   | -   | -   | -   | -   | -   | -   | -   | 54       | -49%     | 54    |
|                     | 2016 | 31  | 26  | 16  | 33  | 15  | 70  | 6   | 19  | 13  | 50  | 12  | 12  | 106      | ▼        | 303   |
| Miscellaneous       | 2017 | 22  | 17  | 27  | 14  | -   | -   | -   | -   | -   | -   | -   | -   | 80       | -33%     | 80    |
|                     | 2016 | 25  | 43  | 31  | 20  | 21  | 12  | 19  | 13  | 30  | 15  | 28  | 19  | 119      | ▼        | 276   |
| Other               | 2017 | 2   | 2   | 6   | 3   | -   | -   | -   | -   | -   | -   | -   | -   | 13       | 18%      | 13    |
|                     | 2016 | 3   | 5   | 1   | 2   | 3   | 3   | 10  | 5   | 4   | 6   | 8   | 4   | 11       | ▲        | 54    |

| Filings by Division & Case Category |                                   |      |     |     |     |     |     |     |     |     |     |     |     |          |          |       |
|-------------------------------------|-----------------------------------|------|-----|-----|-----|-----|-----|-----|-----|-----|-----|-----|-----|----------|----------|-------|
|                                     |                                   | Jan  | Feb | Mar | Apr | May | Jun | Jul | Aug | Sep | Oct | Nov | Dec | Thru Apr | % Change | Total |
| Civil                               | Contested Divorce                 | 2017 | 1   | 1   | 2   | 2   | -   | -   | -   | -   | -   | -   | -   | 6        | 20%      | 6     |
|                                     |                                   | 2016 | 1   | -   | 2   | 2   | 2   | 1   | 1   | 3   | 2   | 1   | 3   | 5        | ▲        | 18    |
|                                     | Domestic and Family - Level 1     | 2017 | 1   | -   | -   | -   | -   | -   | -   | -   | -   | -   | -   | 1        | 1        | 1     |
|                                     |                                   | 2016 | -   | -   | -   | -   | -   | 1   | -   | -   | -   | -   | -   | 0        | ↔        | 1     |
|                                     | Domestic and Family - Level 2     | 2017 | -   | -   | 2   | 1   | -   | -   | -   | -   | -   | -   | -   | 3        | -25%     | 3     |
|                                     |                                   | 2016 | 1   | -   | 2   | 1   | -   | 2   | -   | -   | -   | -   | -   | 4        | ▼        | 6     |
|                                     | General Civil - Level 1           | 2017 | -   | -   | -   | -   | -   | -   | -   | -   | -   | -   | -   | 0        | 0        | 0     |
|                                     |                                   | 2016 | -   | -   | -   | -   | -   | 1   | -   | -   | -   | -   | -   | 0        | ↔        | 1     |
|                                     | General Civil - Level 2           | 2017 | -   | 1   | -   | 1   | -   | -   | -   | -   | -   | -   | -   | 2        | -60%     | 2     |
|                                     |                                   | 2016 | -   | 2   | 1   | 2   | 1   | 2   | 1   | 1   | -   | -   | 2   | 5        | ▼        | 14    |
| Criminal                            | General Civil - Level 3           | 2017 | -   | 4   | 4   | 3   | -   | -   | -   | -   | -   | -   | -   | 11       | 175%     | 11    |
|                                     |                                   | 2016 | -   | 3   | -   | 1   | -   | -   | 1   | 3   | 1   | 1   | 1   | 4        | ▲        | 11    |
|                                     | Probates/Wills and Trusts - Level | 2017 | -   | -   | 1   | -   | -   | -   | -   | -   | -   | -   | -   | 1        | -67%     | 1     |
|                                     |                                   | 2016 | -   | 1   | 1   | 1   | -   | -   | 1   | -   | -   | -   | -   | 3        | ▼        | 4     |
|                                     | Uncontested Divorce               | 2017 | 2   | 6   | 2   | 6   | -   | -   | -   | -   | -   | -   | -   | 16       | 45%      | 16    |
|                                     |                                   | 2016 | 3   | 3   | 3   | 2   | 4   | -   | 5   | 5   | 3   | 1   | 1   | 11       | ▲        | 30    |
|                                     | Misdemeanor                       | 2017 | 3   | 7   | 1   | 4   | -   | -   | -   | -   | -   | -   | -   | 15       | -17%     | 15    |
|                                     |                                   | 2016 | 3   | 7   | 6   | 2   | -   | 4   | 1   | 3   | 4   | 2   | 5   | 18       | ▼        | 39    |
|                                     | Non-Capital Felonies and          | 2017 | 14  | 6   | -   | 15  | -   | -   | -   | -   | -   | -   | -   | 35       | -56%     | 35    |
|                                     |                                   | 2016 | 27  | 17  | 8   | 28  | 13  | 66  | 5   | 16  | 9   | 48  | 10  | 80       | ▼        | 253   |
| Other                               | Other Criminally Related Matters  | 2017 | 2   | -   | 1   | 1   | -   | -   | -   | -   | -   | -   | -   | 4        | -50%     | 4     |
|                                     |                                   | 2016 | 1   | 2   | 2   | 3   | 2   | -   | -   | -   | -   | -   | 1   | 8        | ▼        | 11    |
| Miscellaneous                       |                                   | 2017 | 22  | 17  | 27  | 14  | -   | -   | -   | -   | -   | -   | -   | 80       | -33%     | 80    |
|                                     |                                   | 2016 | 25  | 43  | 31  | 20  | 21  | 12  | 19  | 13  | 30  | 15  | 28  | 119      | ▼        | 276   |
| Other                               |                                   | 2017 | 2   | 2   | 6   | 3   | -   | -   | -   | -   | -   | -   | -   | 13       | 18%      | 13    |
|                                     |                                   | 2016 | 3   | 5   | 1   | 2   | 3   | 3   | 10  | 5   | 4   | 6   | 8   | 11       | ▲        | 54    |




January 2016 -- April 2017 Filings

Dashboard

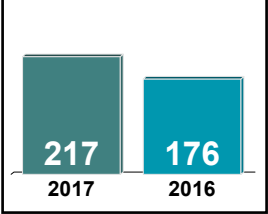
Court: Cumberland Circuit  
Start/End Date: Jan-16 / Apr-17  
2016 Average Month: 40  
Jan-Apr 2016: 176  
Filings Trending: ▲

Circuit/Court ID: 10  
210049  
Type of Case: Filings  
2017 Average Month: 54  
Jan-Apr 2017 : 217  
Overall AVG. Month: 44

Monthly Filings Summary



Jan --- Apr Filings



| Filings by Division |      |     |     |     |     |     |     |     |     |     |     |     |     |          |          |       |
|---------------------|------|-----|-----|-----|-----|-----|-----|-----|-----|-----|-----|-----|-----|----------|----------|-------|
|                     |      | Jan | Feb | Mar | Apr | May | Jun | Jul | Aug | Sep | Oct | Nov | Dec | Thru Apr | % Change | Total |
| Total               | 2017 | 64  | 63  | 26  | 64  | -   | -   | -   | -   | -   | -   | -   | -   | 217      | 23%      | 217   |
|                     | 2016 | 54  | 43  | 47  | 32  | 44  | 55  | 28  | 21  | 76  | 26  | 26  | 33  | 176      | ▲        | 485   |
| Civil               | 2017 | 5   | 7   | -   | 4   | -   | -   | -   | -   | -   | -   | -   | -   | 16       | -11%     | 16    |
|                     | 2016 | 4   | 5   | 6   | 3   | 5   | 2   | 5   | 4   | 6   | 3   | 1   | 2   | 18       | ▼        | 46    |
| Criminal            | 2017 | 34  | 33  | 6   | 44  | -   | -   | -   | -   | -   | -   | -   | -   | 117      | 166%     | 117   |
|                     | 2016 | 9   | 13  | 13  | 9   | 16  | 37  | 7   | 7   | 47  | 12  | 5   | 20  | 44       | ▲        | 195   |
| Miscellaneous       | 2017 | 25  | 23  | 19  | 16  | -   | -   | -   | -   | -   | -   | -   | -   | 83       | -26%     | 83    |
|                     | 2016 | 39  | 25  | 28  | 20  | 22  | 15  | 16  | 10  | 23  | 11  | 20  | 11  | 112      | ▼        | 240   |
| Other               | 2017 | -   | -   | 1   | -   | -   | -   | -   | -   | -   | -   | -   | -   | 1        | -50%     | 1     |
|                     | 2016 | 2   | -   | -   | -   | 1   | 1   | -   | -   | -   | -   | -   | -   | 2        | ▼        | 4     |

| Filings by Division & Case Category |                                   |      |     |     |     |     |     |     |     |     |     |     |     |          |          |       |
|-------------------------------------|-----------------------------------|------|-----|-----|-----|-----|-----|-----|-----|-----|-----|-----|-----|----------|----------|-------|
|                                     |                                   | Jan  | Feb | Mar | Apr | May | Jun | Jul | Aug | Sep | Oct | Nov | Dec | Thru Apr | % Change | Total |
| Civil                               | Administrative Law                | 2017 | -   | -   | -   | -   | -   | -   | -   | -   | -   | -   | -   | 0        | -100%    | 0     |
|                                     |                                   | 2016 | -   | 1   | 1   | -   | -   | -   | -   | -   | -   | -   | -   | 2        | ▼        | 2     |
|                                     | Contested Divorce                 | 2017 | -   | 2   | -   | -   | -   | -   | -   | -   | -   | -   | -   | 2        | -33%     | 2     |
|                                     |                                   | 2016 | -   | -   | 1   | 2   | -   | -   | -   | -   | -   | -   | 2   | 3        | ▼        | 5     |
|                                     | Domestic and Family - Level 1     | 2017 | -   | -   | -   | -   | -   | -   | -   | -   | -   | -   | -   | 0        | 0        | 0     |
|                                     |                                   | 2016 | -   | -   | -   | -   | -   | 1   | -   | -   | -   | -   | -   | 0        | ↔        | 1     |
|                                     | Domestic and Family - Level 2     | 2017 | -   | -   | -   | -   | -   | -   | -   | -   | -   | -   | -   | 0        | -100%    | 0     |
|                                     |                                   | 2016 | 3   | 1   | -   | -   | 1   | -   | -   | 1   | -   | -   | -   | 4        | ▼        | 6     |
|                                     | General Civil - Level 2           | 2017 | 3   | 3   | -   | -   | -   | -   | -   | -   | -   | -   | -   | 6        | 0%       | 6     |
|                                     |                                   | 2016 | 1   | 1   | 4   | -   | 1   | -   | 1   | 3   | 2   | -   | -   | 6        | ↔        | 13    |
| Criminal                            | General Civil - Level 3           | 2017 | -   | 1   | -   | -   | -   | -   | -   | -   | -   | -   | -   | 1        | 1        | 1     |
|                                     |                                   | 2016 | -   | -   | -   | -   | 1   | -   | 4   | 1   | -   | -   | -   | 0        | ↔        | 6     |
|                                     | Probates/Wills and Trusts - Level | 2017 | -   | -   | -   | -   | -   | -   | -   | -   | -   | -   | -   | 0        | 0        | 0     |
|                                     |                                   | 2016 | -   | -   | -   | -   | -   | -   | -   | -   | 1   | -   | -   | 0        | ↔        | 1     |
|                                     | Uncontested Divorce               | 2017 | 2   | 1   | -   | 4   | -   | -   | -   | -   | -   | -   | -   | 7        | 133%     | 7     |
|                                     |                                   | 2016 | -   | 2   | -   | 1   | 3   | 1   | 3   | -   | 1   | -   | -   | 3        | ▲        | 12    |
|                                     | Misdemeanor                       | 2017 | 13  | 9   | 2   | 7   | -   | -   | -   | -   | -   | -   | -   | 31       | 158%     | 31    |
|                                     |                                   | 2016 | 6   | 2   | 3   | 1   | 2   | -   | 1   | 2   | 1   | 1   | 6   | 12       | ▲        | 25    |
|                                     | Non-Capital Felonies and          | 2017 | 21  | 24  | 4   | 37  | -   | -   | -   | -   | -   | -   | -   | 86       | 310%     | 86    |
|                                     |                                   | 2016 | 3   | -   | 10  | 8   | 12  | 36  | 7   | 6   | 41  | 11  | 4   | 21       | ▲        | 151   |
| Other                               | Other Criminally Related Matters  | 2017 | -   | -   | -   | -   | -   | -   | -   | -   | -   | -   | -   | 0        | -100%    | 0     |
|                                     |                                   | 2016 | -   | 11  | -   | -   | 2   | 1   | -   | 4   | -   | -   | 1   | 11       | ▼        | 19    |
| Miscellaneous                       |                                   | 2017 | 25  | 23  | 19  | 16  | -   | -   | -   | -   | -   | -   | -   | 83       | -26%     | 83    |
|                                     |                                   | 2016 | 39  | 25  | 28  | 20  | 22  | 15  | 16  | 10  | 23  | 11  | 20  | 112      | ▼        | 240   |
| Other                               |                                   | 2017 | -   | -   | 1   | -   | -   | -   | -   | -   | -   | -   | -   | 1        | -50%     | 1     |
|                                     |                                   | 2016 | 2   | -   | -   | -   | 1   | 1   | -   | -   | -   | -   | -   | 2        | ▼        | 4     |


January 2016 -- April 2017 Filings

## Dashboard

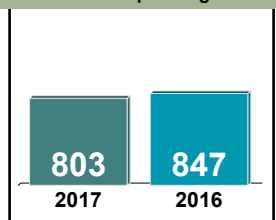
Court: Halifax Circuit  
 Start/End Date: Jan-16 / Apr-17  
 2016 Average Month: 191  
 Jan-Apr 2016: 847  
 Filings Trending: ▼

Circuit/Court ID: 10  
 210083  
 Type of Case: Filings  
 2017 Average Month: 201  
 Jan-Apr 2017 : 803  
 Overall AVG. Month: 194

## Monthly Filings Summary



## Jan --- Apr Filings



## Filings by Division

|                      |      | Jan | Feb | Mar | Apr | May | Jun | Jul | Aug | Sep | Oct | Nov | Dec | Thru Apr | % Change | Total |
|----------------------|------|-----|-----|-----|-----|-----|-----|-----|-----|-----|-----|-----|-----|----------|----------|-------|
| <b>Total</b>         | 2017 | 198 | 211 | 219 | 175 | -   | -   | -   | -   | -   | -   | -   | -   | 803      | -5%      | 803   |
|                      | 2016 | 158 | 270 | 229 | 190 | 195 | 172 | 167 | 206 | 160 | 154 | 175 | 217 | 847      | ▼        | 2,293 |
| <b>Civil</b>         | 2017 | 20  | 39  | 25  | 15  | -   | -   | -   | -   | -   | -   | -   | -   | 99       | -20%     | 99    |
|                      | 2016 | 18  | 36  | 36  | 33  | 25  | 36  | 20  | 22  | 24  | 19  | 29  | 24  | 123      | ▼        | 322   |
| <b>Criminal</b>      | 2017 | 91  | 67  | 88  | 72  | -   | -   | -   | -   | -   | -   | -   | -   | 318      | -6%      | 318   |
|                      | 2016 | 77  | 105 | 92  | 64  | 111 | 58  | 76  | 110 | 40  | 70  | 60  | 109 | 338      | ▼        | 972   |
| <b>Miscellaneous</b> | 2017 | 73  | 88  | 81  | 72  | -   | -   | -   | -   | -   | -   | -   | -   | 314      | -12%     | 314   |
|                      | 2016 | 58  | 117 | 96  | 87  | 54  | 67  | 57  | 61  | 77  | 58  | 77  | 69  | 358      | ▼        | 878   |
| <b>Other</b>         | 2017 | 14  | 17  | 25  | 16  | -   | -   | -   | -   | -   | -   | -   | -   | 72       | 157%     | 72    |
|                      | 2016 | 5   | 12  | 5   | 6   | 5   | 11  | 14  | 13  | 19  | 7   | 9   | 15  | 28       | ▲        | 121   |

## Filings by Division &amp; Case Category

|                 |  | Jan  | Feb | Mar | Apr | May | Jun | Jul | Aug | Sep | Oct | Nov | Dec | Thru Apr | % Change | Total |
|-----------------|--|------|-----|-----|-----|-----|-----|-----|-----|-----|-----|-----|-----|----------|----------|-------|
| <b>Civil</b>    | <b>Administrative Law</b>                | 2017 | -   | -   | -   | -   | -   | -   | -   | -   | -   | -   | -   | 0        | 0        | 0     |
|                 |  | 2016 | -   | -   | -   | -   | 1   | -   | -   | -   | -   | -   | -   | 0        | ↔        | 1     |
|                 | <b>Contested Divorce</b>                 | 2017 | 3   | 2   | 7   | 3   | -   | -   | -   | -   | -   | -   | -   | 15       | -12%     | 15    |
|                 |  | 2016 | 4   | 2   | 7   | 4   | 9   | 4   | 2   | 3   | 2   | 5   | 2   | 17       | ▼        | 48    |
|                 | <b>Domestic and Family - Level 1</b>     | 2017 | -   | 1   | -   | 2   | -   | -   | -   | -   | -   | -   | -   | 3        | 0%       | 3     |
|                 |  | 2016 | 1   | -   | -   | 2   | 2   | 1   | 1   | 1   | -   | -   | 1   | 3        | ↔        | 12    |
|                 | <b>Domestic and Family - Level 2</b>     | 2017 | -   | 1   | -   | -   | -   | -   | -   | -   | -   | -   | -   | 1        | -67%     | 1     |
|                 |  | 2016 | -   | 1   | -   | 2   | -   | 1   | -   | 3   | 2   | 1   | -   | 3        | ▼        | 10    |
|                 | <b>General Civil - Level 1</b>           | 2017 | -   | 2   | -   | -   | -   | -   | -   | -   | -   | -   | -   | 2        | 2        | 2     |
|                 |  | 2016 | -   | -   | -   | -   | 1   | -   | -   | -   | -   | -   | -   | 0        | ↔        | 1     |
|                 | <b>General Civil - Level 2</b>           | 2017 | 2   | 3   | 5   | 1   | -   | -   | -   | -   | -   | -   | -   | 11       | -21%     | 11    |
|                 |  | 2016 | 3   | 6   | 2   | 3   | 2   | 9   | 5   | 3   | 2   | 4   | 6   | 14       | ▼        | 51    |
|                 | <b>General Civil - Level 3</b>           | 2017 | 4   | 18  | 3   | 1   | -   | -   | -   | -   | -   | -   | -   | 26       | 0%       | 26    |
|                 |  | 2016 | -   | 12  | 11  | 3   | 9   | 4   | 1   | 2   | 4   | 5   | 3   | 26       | ↔        | 59    |
|                 | <b>Probates/Wills and Trusts - Level</b> | 2017 | -   | -   | -   | 1   | -   | -   | -   | -   | -   | -   | -   | 1        | -50%     | 1     |
|                 |  | 2016 | -   | 1   | 1   | -   | -   | 1   | -   | -   | -   | -   | 1   | 2        | ▼        | 5     |
| <b>Criminal</b> | <b>Capital Murder</b>                    | 2017 | -   | -   | -   | -   | -   | -   | -   | -   | -   | -   | -   | 0        | 0        | 0     |
|                 |  | 2016 | -   | -   | -   | -   | -   | -   | -   | -   | -   | 1   | -   | 0        | ↔        | 1     |
|                 | <b>Misdemeanor</b>                       | 2017 | 35  | 12  | 13  | 24  | -   | -   | -   | -   | -   | -   | -   | 84       | -16%     | 84    |
|                 |  | 2016 | 19  | 32  | 31  | 18  | 34  | 20  | 39  | 24  | 17  | 16  | 20  | 100      | ▼        | 289   |
|                 | <b>Non-Capital Felonies and</b>          | 2017 | 53  | 44  | 74  | 46  | -   | -   | -   | -   | -   | -   | -   | 217      | -4%      | 217   |
|                 |  | 2016 | 56  | 71  | 58  | 41  | 72  | 35  | 34  | 81  | 50  | 38  | 87  | 226      | ▼        | 641   |
|                 | <b>Other Criminally Related Matters</b>  | 2017 | 3   | 11  | 1   | 2   | -   | -   | -   | -   | -   | -   | -   | 17       | 42%      | 17    |
|                 |  | 2016 | 2   | 2   | 3   | 5   | 5   | 3   | 3   | 5   | 3   | 5   | 2   | 12       | ▲        | 41    |
|                 | <b>Miscellaneous</b>                     | 2017 | 73  | 88  | 81  | 72  | -   | -   | -   | -   | -   | -   | -   | 314      | -12%     | 314   |
|                 |  | 2016 | 58  | 117 | 96  | 87  | 54  | 67  | 57  | 61  | 77  | 58  | 77  | 358      | ▼        | 878   |
|                 | <b>Other</b>                             | 2017 | 14  | 17  | 25  | 16  | -   | -   | -   | -   | -   | -   | -   | 72       | 157%     | 72    |
|                 |  | 2016 | 5   | 12  | 5   | 6   | 5   | 11  | 14  | 13  | 19  | 7   | 9   | 28       | ▲        | 121   |

January 2016 -- April 2017 Filings

Dashboard

Court: Lunenburg Circuit

Circuit/Court ID: 10

Start/End Date: Jan-16 / Apr-17

210111

2016 Average Month: 44

Type of Case: Filings

Jan-Apr 2016: 191


2017 Average Month:60

Filings Trending: ▲

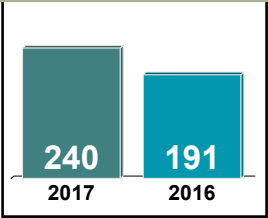
Jan-Apr 2017 : 240

Overall AVG. Month: 48

Monthly Filings Summary



Jan --- Apr Filings



| Filings by Division |      |     |     |     |     |     |     |     |     |     |     |     |     |          |          |       |
|---------------------|------|-----|-----|-----|-----|-----|-----|-----|-----|-----|-----|-----|-----|----------|----------|-------|
|                     |      | Jan | Feb | Mar | Apr | May | Jun | Jul | Aug | Sep | Oct | Nov | Dec | Thru Apr | % Change | Total |
| Total               | 2017 | 41  | 69  | 80  | 50  | -   | -   | -   | -   | -   | -   | -   | -   | 240      | 26%      | 240   |
|                     | 2016 | 60  | 40  | 58  | 33  | 32  | 31  | 42  | 67  | 30  | 66  | 39  | 34  | 191      | ▲        | 532   |
| Civil               | 2017 | 2   | 2   | 17  | 5   | -   | -   | -   | -   | -   | -   | -   | -   | 26       | 13%      | 26    |
|                     | 2016 | 5   | 4   | 5   | 9   | 6   | 5   | 4   | 27  | 4   | 7   | 3   | 3   | 23       | ▲        | 82    |
| Criminal            | 2017 | 9   | 43  | 26  | 19  | -   | -   | -   | -   | -   | -   | -   | -   | 97       | 49%      | 97    |
|                     | 2016 | 26  | 8   | 21  | 10  | 9   | 12  | 16  | 22  | 4   | 22  | 17  | 9   | 65       | ▲        | 176   |
| Miscellaneous       | 2017 | 30  | 24  | 37  | 26  | -   | -   | -   | -   | -   | -   | -   | -   | 117      | 14%      | 117   |
|                     | 2016 | 29  | 28  | 32  | 14  | 17  | 14  | 22  | 18  | 22  | 37  | 19  | 22  | 103      | ▲        | 274   |

| Filings by Division & Case Category |                                  |      |     |     |     |     |     |     |     |     |     |     |     |     |          |          |       |
|-------------------------------------|----------------------------------|------|-----|-----|-----|-----|-----|-----|-----|-----|-----|-----|-----|-----|----------|----------|-------|
|                                     |                                  |      | Jan | Feb | Mar | Apr | May | Jun | Jul | Aug | Sep | Oct | Nov | Dec | Thru Apr | % Change | Total |
| Civil                               | Administrative Law               | 2017 | -   | -   | -   | -   | -   | -   | -   | -   | -   | -   | -   | -   | 0        | 0        | 0     |
|                                     |                                  | 2016 | -   | -   | -   | -   | -   | 1   | 1   | -   | -   | -   | -   | -   | 0        | ↔        | 2     |
|                                     | Contested Divorce                | 2017 | -   | -   | 3   | 1   | -   | -   | -   | -   | -   | -   | -   | -   | 4        | 100%     | 4     |
|                                     |                                  | 2016 | -   | -   | -   | 2   | 1   | 1   | -   | 2   | 1   | 2   | -   | -   | 2        | ▲        | 9     |
|                                     | Domestic and Family - Level 1    | 2017 | 1   | -   | -   | -   | -   | -   | -   | -   | -   | -   | -   | -   | 1        | 0%       | 1     |
|                                     |                                  | 2016 | -   | -   | -   | 1   | -   | -   | 1   | 1   | 1   | 1   | -   | -   | 1        | ↔        | 5     |
|                                     | Domestic and Family - Level 2    | 2017 | -   | -   | 1   | -   | -   | -   | -   | -   | -   | -   | -   | -   | 1        | -89%     | 1     |
|                                     |                                  | 2016 | 2   | 1   | 3   | 3   | 1   | -   | 1   | 4   | 1   | 2   | -   | -   | 9        | ▼        | 18    |
|                                     | General Civil - Level 2          | 2017 | -   | -   | 7   | 1   | -   | -   | -   | -   | -   | -   | -   | -   | 8        | 167%     | 8     |
|                                     |                                  | 2016 | -   | 1   | 1   | 1   | 1   | -   | 1   | 9   | -   | -   | 1   | 1   | 3        | ▲        | 16    |
| General Civil - Level 3             | 2017                             | -    | -   | 1   | 1   | -   | -   | -   | -   | -   | -   | -   | -   | 2   | 100%     | 2        |       |
|                                     | 2016                             | -    | -   | -   | 1   | 1   | 1   | -   | 7   | 1   | 1   | 1   | -   | 1   | ▲        | 13       |       |
| Uncontested Divorce                 | 2017                             | 1    | 2   | 5   | 2   | -   | -   | -   | -   | -   | -   | -   | -   | 10  | 43%      | 10       |       |
|                                     | 2016                             | 3    | 2   | 1   | 1   | 2   | 2   | -   | 4   | -   | 1   | 1   | 2   | 7   | ▲        | 19       |       |
|                                     |                                  |      |     |     |     |     |     |     |     |     |     |     |     |     |          |          |       |
| Criminal                            | Misdemeanor                      | 2017 | 1   | 22  | 3   | -   | -   | -   | -   | -   | -   | -   | -   | -   | 26       | 53%      | 26    |
|                                     |                                  | 2016 | 8   | -   | 6   | 3   | 1   | -   | 3   | 2   | 1   | 6   | 4   | 3   | 17       | ▲        | 37    |
|                                     | Non-Capital Felonies and         | 2017 | 7   | 20  | 23  | 19  | -   | -   | -   | -   | -   | -   | -   | -   | 69       | 50%      | 69    |
|                                     |                                  | 2016 | 18  | 8   | 13  | 7   | 8   | 12  | 13  | 18  | 3   | 15  | 13  | 6   | 46       | ▲        | 134   |
|                                     | Other Criminally Related Matters | 2017 | 1   | 1   | -   | -   | -   | -   | -   | -   | -   | -   | -   | -   | 2        | 0%       | 2     |
|                                     |                                  | 2016 | -   | -   | 2   | -   | -   | -   | -   | 2   | -   | 1   | -   | -   | 2        | ↔        | 5     |
|                                     |                                  |      |     |     |     |     |     |     |     |     |     |     |     |     |          |          |       |
|                                     | Miscellaneous                    | 2017 | 30  | 24  | 37  | 26  | -   | -   | -   | -   | -   | -   | -   | -   | 117      | 14%      | 117   |
|                                     |                                  | 2016 | 29  | 28  | 32  | 14  | 17  | 14  | 22  | 18  | 22  | 37  | 19  | 22  | 103      | ▲        | 274   |
|                                     |                                  |      |     |     |     |     |     |     |     |     |     |     |     |     |          |          |       |

January 2016 -- April 2017 Filings

Dashboard

Court: Mecklenburg Circuit

Start/End Date: Jan-16 / Apr-17

2016 Average Month: 218

Jan-Apr 2016: 975

Filings Trending: ▲

Circuit/Court ID: 10

210117


Type of Case: Filings

2017 Average Month:305

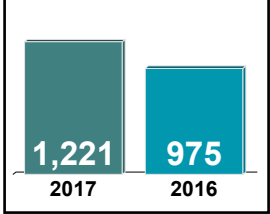
Jan-Apr 2017 : 1,221

Overall AVG. Month: 240

Monthly Filings Summary



Jan --- Apr Filings



| Filings by Division |      |     |     |     |     |     |     |     |     |     |     |     |     |          |          |       |
|---------------------|------|-----|-----|-----|-----|-----|-----|-----|-----|-----|-----|-----|-----|----------|----------|-------|
|                     |      | Jan | Feb | Mar | Apr | May | Jun | Jul | Aug | Sep | Oct | Nov | Dec | Thru Apr | % Change | Total |
| Total               | 2017 | 176 | 367 | 441 | 237 | -   | -   | -   | -   | -   | -   | -   | -   | 1,221    | 25%      | 1,221 |
|                     | 2016 | 228 | 261 | 280 | 206 | 171 | 166 | 206 | 210 | 235 | 317 | 180 | 158 | 975      | ▲        | 2,618 |
| Civil               | 2017 | 15  | 35  | 33  | 27  | -   | -   | -   | -   | -   | -   | -   | -   | 110      | 11%      | 110   |
|                     | 2016 | 18  | 31  | 30  | 20  | 22  | 22  | 19  | 26  | 25  | 73  | 27  | 17  | 99       | ▲        | 330   |
| Criminal            | 2017 | 76  | 264 | 321 | 155 | -   | -   | -   | -   | -   | -   | -   | -   | 816      | 41%      | 816   |
|                     | 2016 | 140 | 153 | 178 | 109 | 100 | 89  | 135 | 130 | 151 | 182 | 112 | 102 | 580      | ▲        | 1,581 |
| Miscellaneous       | 2017 | 85  | 66  | 87  | 55  | -   | -   | -   | -   | -   | -   | -   | -   | 293      | 2%       | 293   |
|                     | 2016 | 68  | 73  | 72  | 75  | 49  | 53  | 48  | 53  | 58  | 60  | 41  | 38  | 288      | ▲        | 688   |
| Other               | 2017 | -   | 2   | -   | -   | -   | -   | -   | -   | -   | -   | -   | -   | 2        | -75%     | 2     |
|                     | 2016 | 2   | 4   | -   | 2   | -   | 2   | 4   | 1   | 1   | 2   | -   | 1   | 8        | ▼        | 19    |

| Filings by Division & Case Category |                                  |      |     |     |     |     |     |     |     |     |     |     |     |     |          |          |       |
|-------------------------------------|----------------------------------|------|-----|-----|-----|-----|-----|-----|-----|-----|-----|-----|-----|-----|----------|----------|-------|
|                                     |                                  |      | Jan | Feb | Mar | Apr | May | Jun | Jul | Aug | Sep | Oct | Nov | Dec | Thru Apr | % Change | Total |
| Civil                               | Administrative Law               | 2017 | -   | -   | -   | 1   | -   | -   | -   | -   | -   | -   | -   | -   | 1        | 1        | 1     |
|                                     |                                  | 2016 | -   | -   | -   | -   | -   | 2   | 1   | 1   | -   | -   | 2   | 1   | 0        | ↔        | 7     |
|                                     | Contested Divorce                | 2017 | 2   | 5   | 6   | 8   | -   | -   | -   | -   | -   | -   | -   | -   | 21       | 5%       | 21    |
|                                     |                                  | 2016 | 1   | 8   | 6   | 5   | 5   | 6   | 3   | 9   | 9   | 6   | 8   | 3   | 20       | ▲        | 69    |
|                                     | Domestic and Family - Level 1    | 2017 | -   | -   | -   | -   | -   | -   | -   | -   | -   | -   | -   | -   | 0        | -100%    | 0     |
|                                     |                                  | 2016 | 1   | -   | -   | -   | -   | -   | 1   | -   | -   | -   | -   | -   | 1        | ▼        | 2     |
|                                     | Domestic and Family - Level 2    | 2017 | -   | -   | -   | -   | -   | -   | -   | -   | -   | -   | -   | -   | 0        | -100%    | 0     |
|                                     |                                  | 2016 | 1   | -   | 3   | 2   | -   | -   | 1   | 1   | 2   | 1   | 1   | -   | 6        | ▼        | 12    |
|                                     | General Civil - Level 1          | 2017 | -   | 1   | 1   | 1   | -   | -   | -   | -   | -   | -   | -   | -   | 3        | 200%     | 3     |
|                                     |                                  | 2016 | -   | 1   | -   | -   | -   | -   | -   | -   | -   | -   | -   | -   | 1        | ▲        | 1     |
|                                     | General Civil - Level 2          | 2017 | 3   | 5   | 3   | 3   | -   | -   | -   | -   | -   | -   | -   | -   | 14       | 75%      | 14    |
|                                     |                                  | 2016 | 2   | 2   | 2   | 2   | 3   | 3   | 3   | 2   | 2   | 2   | 4   | 1   | 8        | ▲        | 28    |
| General Civil - Level 3             | 2017                             | 1    | 5   | 1   | -   | -   | -   | -   | -   | -   | -   | -   | -   | 7   | 0%       | 7        |       |
|                                     | 2016                             | 2    | 1   | 3   | 1   | 3   | 1   | 1   | 5   | -   | 54  | 1   | -   | 7   | ↔        | 72       |       |
| Probates/Wills and Trusts - Level   | 2017                             | -    | -   | -   | 4   | -   | -   | -   | -   | -   | -   | -   | -   | 4   | 33%      | 4        |       |
|                                     | 2016                             | -    | 3   | -   | -   | 1   | -   | 1   | -   | 1   | 1   | 2   | -   | 3   | ▲        | 9        |       |
| Uncontested Divorce                 | 2017                             | 9    | 19  | 22  | 10  | -   | -   | -   | -   | -   | -   | -   | -   | 60  | 13%      | 60       |       |
|                                     | 2016                             | 11   | 16  | 16  | 10  | 10  | 10  | 8   | 8   | 11  | 9   | 9   | 12  | 53  | ▲        | 130      |       |
| Criminal                            | Misdemeanor                      | 2017 | 24  | 63  | 32  | 11  | -   | -   | -   | -   | -   | -   | -   | -   | 130      | 27%      | 130   |
|                                     |                                  | 2016 | 35  | 31  | 20  | 16  | 20  | 22  | 15  | 19  | 33  | 26  | 10  | 21  | 102      | ▲        | 268   |
|                                     | Non-Capital Felonies and         | 2017 | 52  | 199 | 289 | 140 | -   | -   | -   | -   | -   | -   | -   | -   | 680      | 46%      | 680   |
|                                     |                                  | 2016 | 102 | 118 | 156 | 91  | 76  | 65  | 117 | 104 | 113 | 154 | 100 | 81  | 467      | ▲        | 1,277 |
|                                     | Other Criminally Related Matters | 2017 | -   | 2   | -   | 4   | -   | -   | -   | -   | -   | -   | -   | -   | 6        | -45%     | 6     |
| 2016                                |                                  | 3    | 4   | 2   | 2   | 4   | 2   | 3   | 7   | 5   | 2   | 2   | -   | 11  | ▼        | 36       |       |
| Miscellaneous                       |                                  | 2017 | 85  | 66  | 87  | 55  | -   | -   | -   | -   | -   | -   | -   | -   | 293      | 2%       | 293   |
|                                     |                                  | 2016 | 68  | 73  | 72  | 75  | 49  | 53  | 48  | 53  | 58  | 60  | 41  | 38  | 288      | ▲        | 688   |
| Other                               |                                  | 2017 | -   | 2   | -   | -   | -   | -   | -   | -   | -   | -   | -   | -   | 2        | -75%     | 2     |
|                                     |                                  | 2016 | 2   | 4   | -   | 2   | -   | 2   | 4   | 1   | 1   | 2   | -   | 1   | 8        | ▼        | 19    |
|                                     |                                  |      |     |     |     |     |     |     |     |     |     |     |     |     |          |          |       |

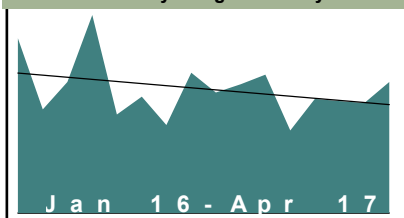
January 2016 -- April 2017 Filings

## Dashboard

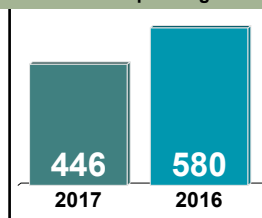
**Court:** Prince Edward Circuit  
**Start/End Date:** Jan-16 / Apr-17  
**2016 Average Month:** 121  
**Jan-Apr 2016:** 580  
**Filings Trending:** ▼

**Circuit/Court ID:** 10  
 210147  
**Type of Case:** Filings  
**2017 Average Month:** 112  
**Jan-Apr 2017 :** 446  
**Overall AVG. Month:** 119

## Monthly Filings Summary



## Jan --- Apr Filings



## Filings by Division

|                      |      | Jan | Feb | Mar | Apr | May | Jun | Jul | Aug | Sep | Oct | Nov | Dec | Thru Apr | % Change | Total |
|----------------------|------|-----|-----|-----|-----|-----|-----|-----|-----|-----|-----|-----|-----|----------|----------|-------|
| <b>Total</b>         | 2017 | 109 | 107 | 105 | 125 | -   | -   | -   | -   | -   | -   | -   | -   | 446      | -23%     | 446   |
|                      | 2016 | 167 | 99  | 125 | 189 | 94  | 111 | 84  | 134 | 115 | 123 | 132 | 79  | 580      | ▼        | 1,452 |
| <b>Civil</b>         | 2017 | 9   | 9   | 20  | 12  | -   | -   | -   | -   | -   | -   | -   | -   | 50       | 0%       | 50    |
|                      | 2016 | 19  | 11  | 13  | 7   | 12  | 11  | 12  | 13  | 7   | 7   | 13  | 8   | 50       | ↔        | 133   |
| <b>Criminal</b>      | 2017 | 48  | 61  | 56  | 81  | -   | -   | -   | -   | -   | -   | -   | -   | 246      | -31%     | 246   |
|                      | 2016 | 94  | 43  | 75  | 145 | 57  | 71  | 34  | 101 | 85  | 67  | 89  | 42  | 357      | ▼        | 903   |
| <b>Miscellaneous</b> | 2017 | 52  | 37  | 29  | 31  | -   | -   | -   | -   | -   | -   | -   | -   | 149      | -13%     | 149   |
|                      | 2016 | 54  | 45  | 36  | 37  | 25  | 29  | 36  | 20  | 23  | 49  | 30  | 29  | 172      | ▼        | 413   |
| <b>Other</b>         | 2017 | -   | -   | -   | 1   | -   | -   | -   | -   | -   | -   | -   | -   | 1        | 0%       | 1     |
|                      | 2016 | -   | -   | 1   | -   | -   | -   | 2   | -   | -   | -   | -   | -   | 1        | ↔        | 3     |

## Filings by Division &amp; Case Category

|                      |                                   | Jan  | Feb | Mar | Apr | May | Jun | Jul | Aug | Sep | Oct | Nov | Dec | Thru Apr | % Change | Total |
|----------------------|-----------------------------------|------|-----|-----|-----|-----|-----|-----|-----|-----|-----|-----|-----|----------|----------|-------|
| <b>Civil</b>         | Contested Divorce                 | 2017 | 1   | 1   | 2   | -   | -   | -   | -   | -   | -   | -   | -   | 4        | -67%     | 4     |
|                      |                                   | 2016 | 5   | 3   | 3   | 1   | 3   | 1   | -   | 2   | -   | 2   | -   | 12       | ▼        | 22    |
|                      | Domestic and Family - Level 1     | 2017 | -   | -   | -   | -   | -   | -   | -   | -   | -   | -   | -   | 0        | 0        | 0     |
|                      |                                   | 2016 | -   | -   | -   | -   | -   | -   | -   | 1   | -   | -   | -   | 0        | ↔        | 1     |
|                      | Domestic and Family - Level 2     | 2017 | 1   | 2   | 3   | -   | -   | -   | -   | -   | -   | -   | -   | 6        | 100%     | 6     |
|                      |                                   | 2016 | 2   | -   | 1   | -   | 1   | -   | -   | -   | -   | 1   | -   | 3        | ▲        | 5     |
|                      | General Civil - Level 1           | 2017 | -   | -   | -   | 1   | -   | -   | -   | -   | -   | -   | -   | 1        | 1        | 1     |
|                      |                                   | 2016 | -   | -   | -   | -   | -   | 2   | -   | -   | -   | -   | -   | 0        | ↔        | 2     |
|                      | General Civil - Level 2           | 2017 | 2   | 1   | 8   | 1   | -   | -   | -   | -   | -   | -   | -   | 12       | 50%      | 12    |
|                      |                                   | 2016 | 3   | 2   | 2   | 1   | 6   | 3   | 4   | -   | 1   | 1   | 4   | 8        | ▲        | 31    |
|                      | General Civil - Level 3           | 2017 | 1   | 1   | 2   | 4   | -   | -   | -   | -   | -   | -   | -   | 8        | 167%     | 8     |
|                      |                                   | 2016 | 1   | 1   | 1   | -   | -   | 2   | 2   | -   | 5   | 3   | 4   | 3        | ▲        | 22    |
| <b>Criminal</b>      | Probates/Wills and Trusts - Level | 2017 | -   | -   | 1   | -   | -   | -   | -   | -   | -   | -   | -   | 1        | 1        | 1     |
|                      |                                   | 2016 | -   | -   | -   | -   | -   | -   | -   | -   | -   | -   | -   | 0        | ↔        | 0     |
|                      | Probates/Wills and Trusts - Level | 2017 | -   | -   | 1   | 3   | -   | -   | -   | -   | -   | -   | -   | 4        | 0%       | 4     |
|                      |                                   | 2016 | 2   | 1   | -   | 1   | -   | 1   | -   | 5   | -   | -   | 1   | 4        | ↔        | 11    |
|                      | Uncontested Divorce               | 2017 | 4   | 4   | 3   | 3   | -   | -   | -   | -   | -   | -   | -   | 14       | -30%     | 14    |
|                      |                                   | 2016 | 6   | 4   | 6   | 4   | 2   | 4   | 4   | 2   | 1   | 1   | 5   | 20       | ▼        | 39    |
|                      | Misdemeanor                       | 2017 | 5   | 20  | 12  | 24  | -   | -   | -   | -   | -   | -   | -   | 61       | -21%     | 61    |
|                      |                                   | 2016 | 12  | 21  | 26  | 18  | 11  | 13  | 11  | 25  | 16  | 9   | 21  | 77       | ▼        | 194   |
|                      | Non-Capital Felonies and          | 2017 | 43  | 41  | 44  | 56  | -   | -   | -   | -   | -   | -   | -   | 184      | -32%     | 184   |
|                      |                                   | 2016 | 78  | 22  | 44  | 127 | 43  | 53  | 23  | 72  | 68  | 58  | 66  | 271      | ▼        | 681   |
|                      | Other Criminally Related Matters  | 2017 | -   | -   | -   | 1   | -   | -   | -   | -   | -   | -   | -   | 1        | -89%     | 1     |
|                      |                                   | 2016 | 4   | -   | 5   | -   | 3   | 5   | -   | 4   | 1   | -   | 2   | 9        | ▼        | 28    |
| <b>Miscellaneous</b> |                                   | 2017 | 52  | 37  | 29  | 31  | -   | -   | -   | -   | -   | -   | -   | 149      | -13%     | 149   |
|                      |                                   | 2016 | 54  | 45  | 36  | 37  | 25  | 29  | 36  | 20  | 23  | 49  | 30  | 172      | ▼        | 413   |
| <b>Other</b>         |                                   | 2017 | -   | -   | -   | 1   | -   | -   | -   | -   | -   | -   | -   | 1        | 0%       | 1     |
|                      |                                   | 2016 | -   | -   | 1   | -   | -   | -   | 2   | -   | -   | -   | -   | 1        | ↔        | 3     |

January 2016 -- April 2017 Filings

Dashboard

Court: Amelia Circuit

Circuit/Court ID: 11

Start/End Date: Jan-16 / Apr-17

211007

2016 Average Month: 63

Type of Case: Filings

Jan-Apr 2016: 245

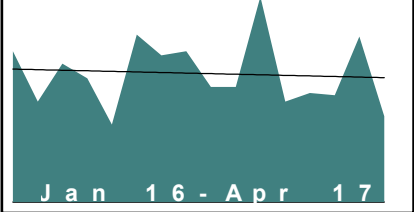
2017 Average Month:56

Filings Trending: ▼

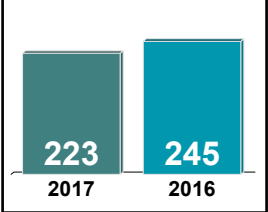
Jan-Apr 2017 : 223

Overall AVG. Month: 61

Monthly Filings Summary



Jan --- Apr Filings



| Filings by Division |      |     |     |     |     |     |     |     |     |     |     |     |     |          |          |       |
|---------------------|------|-----|-----|-----|-----|-----|-----|-----|-----|-----|-----|-----|-----|----------|----------|-------|
|                     |      | Jan | Feb | Mar | Apr | May | Jun | Jul | Aug | Sep | Oct | Nov | Dec | Thru Apr | % Change | Total |
| Total               | 2017 | 52  | 51  | 79  | 41  | -   | -   | -   | -   | -   | -   | -   | -   | 223      | -9%      | 223   |
|                     | 2016 | 72  | 48  | 66  | 59  | 37  | 80  | 70  | 72  | 55  | 55  | 98  | 48  | 245      | ▼        | 760   |
| Civil               | 2017 | 10  | 8   | 10  | 1   | -   | -   | -   | -   | -   | -   | -   | -   | 29       | 190%     | 29    |
|                     | 2016 | -   | 4   | 4   | 2   | 3   | 9   | 7   | 7   | 5   | 7   | 8   | 8   | 10       | ▲        | 64    |
| Criminal            | 2017 | 13  | 12  | 25  | 10  | -   | -   | -   | -   | -   | -   | -   | -   | 60       | -31%     | 60    |
|                     | 2016 | 28  | 11  | 25  | 23  | 11  | 39  | 23  | 33  | 11  | 12  | 43  | 15  | 87       | ▼        | 274   |
| Miscellaneous       | 2017 | 29  | 30  | 40  | 30  | -   | -   | -   | -   | -   | -   | -   | -   | 129      | -10%     | 129   |
|                     | 2016 | 44  | 32  | 36  | 32  | 18  | 28  | 40  | 28  | 39  | 28  | 47  | 25  | 144      | ▼        | 397   |
| Other               | 2017 | -   | 1   | 4   | -   | -   | -   | -   | -   | -   | -   | -   | -   | 5        | 25%      | 5     |
|                     | 2016 | -   | 1   | 1   | 2   | 5   | 4   | -   | 4   | -   | 8   | -   | -   | 4        | ▲        | 25    |

| Filings by Division & Case Category |                                  |      |     |     |     |     |     |     |     |     |     |     |     |     |          |          |       |
|-------------------------------------|----------------------------------|------|-----|-----|-----|-----|-----|-----|-----|-----|-----|-----|-----|-----|----------|----------|-------|
|                                     |                                  |      | Jan | Feb | Mar | Apr | May | Jun | Jul | Aug | Sep | Oct | Nov | Dec | Thru Apr | % Change | Total |
| Civil                               | Contested Divorce                | 2017 | -   | 1   | 2   | -   | -   | -   | -   | -   | -   | -   | -   | -   | 3        | 0%       | 3     |
|                                     |                                  | 2016 | -   | 1   | 1   | 1   | 1   | 2   | -   | 2   | 1   | 3   | 1   | -   | 3        | ↔        | 13    |
|                                     | Domestic and Family - Level 1    | 2017 | -   | -   | 1   | -   | -   | -   | -   | -   | -   | -   | -   | -   | 1        | 1        | 1     |
|                                     |                                  | 2016 | -   | -   | -   | -   | -   | 2   | -   | -   | -   | -   | -   | -   | 0        | ↔        | 2     |
|                                     | Domestic and Family - Level 2    | 2017 | -   | -   | -   | -   | -   | -   | -   | -   | -   | -   | -   | -   | 0        | 0        | 0     |
|                                     |                                  | 2016 | -   | -   | -   | -   | -   | -   | -   | -   | -   | -   | -   | 1   | 0        | ↔        | 1     |
|                                     | General Civil - Level 2          | 2017 | 3   | 1   | 2   | -   | -   | -   | -   | -   | -   | -   | -   | -   | 6        | 200%     | 6     |
|                                     |                                  | 2016 | -   | -   | 2   | -   | -   | 1   | 2   | 2   | 3   | -   | 1   | 1   | 2        | ▲        | 12    |
|                                     | General Civil - Level 3          | 2017 | 4   | -   | 1   | -   | -   | -   | -   | -   | -   | -   | -   | -   | 5        | 5        | 5     |
|                                     |                                  | 2016 | -   | -   | -   | -   | -   | -   | -   | 1   | -   | 1   | 1   | -   | 0        | ↔        | 3     |
| Probates/Wills and Trusts - Level   | 2017                             | -    | 1   | -   | -   | -   | -   | -   | -   | -   | -   | -   | -   | 1   | 0%       | 1        |       |
|                                     | 2016                             | -    | -   | 1   | -   | -   | -   | -   | -   | -   | -   | -   | -   | 1   | ↔        | 1        |       |
| Uncontested Divorce                 | 2017                             | 3    | 5   | 4   | 1   | -   | -   | -   | -   | -   | -   | -   | -   | 13  | 225%     | 13       |       |
|                                     | 2016                             | -    | 3   | -   | 1   | 2   | 4   | 5   | 2   | 1   | 3   | 5   | 6   | 4   | ▲        | 32       |       |
| Criminal                            | Misdemeanor                      | 2017 | 5   | 2   | 6   | 2   | -   | -   | -   | -   | -   | -   | -   | -   | 15       | -53%     | 15    |
|                                     |                                  | 2016 | 10  | 2   | 10  | 10  | 5   | 6   | 6   | 6   | 4   | -   | 13  | 7   | 32       | ▼        | 79    |
|                                     | Non-Capital Felonies and         | 2017 | 8   | 9   | 14  | 7   | -   | -   | -   | -   | -   | -   | -   | -   | 38       | -24%     | 38    |
|                                     |                                  | 2016 | 17  | 6   | 14  | 13  | 3   | 32  | 15  | 22  | 6   | 12  | 27  | 8   | 50       | ▼        | 175   |
|                                     | Other Criminally Related Matters | 2017 | -   | 1   | 5   | 1   | -   | -   | -   | -   | -   | -   | -   | -   | 7        | 40%      | 7     |
|                                     |                                  | 2016 | 1   | 3   | 1   | -   | 3   | 1   | 2   | 5   | 1   | -   | 3   | -   | 5        | ▲        | 20    |
| Miscellaneous                       |                                  | 2017 | 29  | 30  | 40  | 30  | -   | -   | -   | -   | -   | -   | -   | -   | 129      | -10%     | 129   |
|                                     |                                  | 2016 | 44  | 32  | 36  | 32  | 18  | 28  | 40  | 28  | 39  | 28  | 47  | 25  | 144      | ▼        | 397   |
| Other                               |                                  | 2017 | -   | 1   | 4   | -   | -   | -   | -   | -   | -   | -   | -   | -   | 5        | 25%      | 5     |
|                                     |                                  | 2016 | -   | 1   | 1   | 2   | 5   | 4   | -   | 4   | -   | 8   | -   | -   | 4        | ▲        | 25    |

January 2016 -- April 2017 Filings

Dashboard

Court: Dinwiddie Circuit

Start/End Date: Jan-16 / Apr-17

2016 Average Month: 134

Jan-Apr 2016: 561

Filings Trending: ▲

Circuit/Court ID: 11

211053

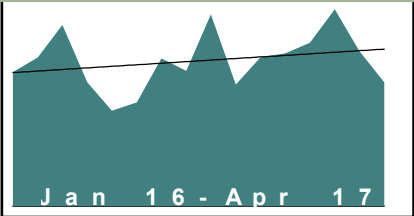
Type of Case: Filings

2017 Average Month:153

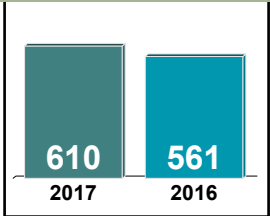
Jan-Apr 2017 : 610

Overall AVG. Month: 139

Monthly Filings Summary



Jan --- Apr Filings



| Filings by Division |      |     |     |     |     |     |     |     |     |     |     |     |     |          |          |       |
|---------------------|------|-----|-----|-----|-----|-----|-----|-----|-----|-----|-----|-----|-----|----------|----------|-------|
|                     |      | Jan | Feb | Mar | Apr | May | Jun | Jul | Aug | Sep | Oct | Nov | Dec | Thru Apr | % Change | Total |
| Total               | 2017 | 156 | 188 | 148 | 118 | -   | -   | -   | -   | -   | -   | -   | -   | 610      | 9%       | 610   |
|                     | 2016 | 128 | 142 | 173 | 118 | 91  | 99  | 141 | 129 | 183 | 116 | 142 | 146 | 561      | ▲        | 1,608 |
| Civil               | 2017 | 30  | 20  | 17  | 11  | -   | -   | -   | -   | -   | -   | -   | -   | 78       | -4%      | 78    |
|                     | 2016 | 22  | 23  | 21  | 15  | 23  | 21  | 55  | 37  | 19  | 18  | 11  | 16  | 81       | ▼        | 281   |
| Criminal            | 2017 | 62  | 107 | 61  | 59  | -   | -   | -   | -   | -   | -   | -   | -   | 289      | 42%      | 289   |
|                     | 2016 | 39  | 50  | 63  | 52  | 31  | 51  | 36  | 41  | 99  | 41  | 75  | 69  | 204      | ▲        | 647   |
| Miscellaneous       | 2017 | 64  | 60  | 70  | 48  | -   | -   | -   | -   | -   | -   | -   | -   | 242      | -12%     | 242   |
|                     | 2016 | 67  | 69  | 89  | 51  | 37  | 26  | 50  | 51  | 64  | 55  | 56  | 60  | 276      | ▼        | 675   |
| Other               | 2017 | -   | 1   | -   | -   | -   | -   | -   | -   | -   | -   | -   | -   | 1        | 1        | 1     |
|                     | 2016 | -   | -   | -   | -   | -   | 1   | -   | -   | 1   | 2   | -   | 1   | 0        | ↔        | 5     |

| Filings by Division & Case Category |                                   |      |     |     |     |     |     |     |     |     |     |     |     |          |          |       |
|-------------------------------------|-----------------------------------|------|-----|-----|-----|-----|-----|-----|-----|-----|-----|-----|-----|----------|----------|-------|
|                                     |                                   | Jan  | Feb | Mar | Apr | May | Jun | Jul | Aug | Sep | Oct | Nov | Dec | Thru Apr | % Change | Total |
| Civil                               | Administrative Law                | 2017 | -   | -   | -   | -   | -   | -   | -   | -   | -   | -   | -   | 0        | -100%    | 0     |
|                                     |                                   | 2016 | -   | -   | 1   | -   | -   | 1   | 3   | 1   | -   | 1   | 3   | 1        | ▼        | 10    |
|                                     | Contested Divorce                 | 2017 | -   | 1   | 1   | 1   | -   | -   | -   | -   | -   | -   | -   | 3        | -75%     | 3     |
|                                     |                                   | 2016 | 3   | 3   | 2   | 4   | 3   | 4   | 3   | 5   | 1   | 2   | 1   | 12       | ▼        | 33    |
|                                     | Domestic and Family - Level 1     | 2017 | -   | 2   | 2   | 1   | -   | -   | -   | -   | -   | -   | -   | 5        | 25%      | 5     |
|                                     |                                   | 2016 | -   | -   | 4   | -   | 1   | 1   | 3   | 1   | 1   | -   | -   | 4        | ▲        | 11    |
|                                     | Domestic and Family - Level 2     | 2017 | 2   | -   | -   | -   | -   | -   | -   | -   | -   | -   | -   | 2        | -33%     | 2     |
|                                     |                                   | 2016 | 2   | -   | -   | 1   | 1   | 1   | 39  | 5   | 2   | 3   | 2   | 3        | ▼        | 56    |
|                                     | General Civil - Level 1           | 2017 | -   | -   | 1   | -   | -   | -   | -   | -   | -   | -   | -   | 1        | -80%     | 1     |
|                                     |                                   | 2016 | -   | 3   | 1   | 1   | -   | 1   | -   | -   | -   | -   | -   | 5        | ▼        | 6     |
|                                     | General Civil - Level 2           | 2017 | 3   | 1   | 2   | 4   | -   | -   | -   | -   | -   | -   | -   | 10       | -29%     | 10    |
|                                     |                                   | 2016 | 1   | 3   | 7   | 3   | 8   | 2   | 6   | 1   | 2   | 2   | 2   | 14       | ▼        | 39    |
|                                     | General Civil - Level 3           | 2017 | 18  | 7   | 4   | 2   | -   | -   | -   | -   | -   | -   | -   | 31       | 82%      | 31    |
|                                     |                                   | 2016 | 9   | 4   | 1   | 3   | 3   | 7   | 4   | 10  | 7   | 4   | 1   | 17       | ▲        | 56    |
| Criminal                            | Probates/Wills and Trusts - Level | 2017 | -   | -   | -   | -   | -   | -   | -   | -   | -   | -   | -   | 0        | 0        | 0     |
|                                     |                                   | 2016 | -   | -   | -   | -   | -   | -   | -   | -   | -   | 1   | -   | 0        | ↔        | 1     |
|                                     | Probates/Wills and Trusts - Level | 2017 | 1   | 2   | 1   | 1   | -   | -   | -   | -   | -   | -   | -   | 5        | 150%     | 5     |
|                                     |                                   | 2016 | 1   | -   | -   | 1   | -   | -   | 1   | -   | -   | -   | -   | 2        | ▲        | 3     |
|                                     | Uncontested Divorce               | 2017 | 6   | 7   | 6   | 2   | -   | -   | -   | -   | -   | -   | -   | 21       | -9%      | 21    |
|                                     |                                   | 2016 | 6   | 10  | 5   | 2   | 8   | 6   | 7   | 2   | 7   | 4   | 5   | 23       | ▼        | 66    |
|                                     |                                   |      |     |     |     |     |     |     |     |     |     |     |     |          |          |       |
|                                     | Misdemeanor                       | 2017 | 14  | 8   | 23  | 18  | -   | -   | -   | -   | -   | -   | -   | 63       | -9%      | 63    |
|                                     |                                   | 2016 | 8   | 19  | 22  | 20  | 14  | 20  | 16  | 13  | 19  | 16  | 20  | 69       | ▼        | 202   |
|                                     | Non-Capital Felonies and          | 2017 | 45  | 96  | 31  | 35  | -   | -   | -   | -   | -   | -   | -   | 207      | 62%      | 207   |
| Miscellaneous                       |                                   | 2016 | 30  | 30  | 38  | 30  | 14  | 24  | 19  | 21  | 79  | 20  | 52  | 128      | ▲        | 409   |
|                                     | Other Criminally Related Matters  | 2017 | 3   | 3   | 7   | 6   | -   | -   | -   | -   | -   | -   | -   | 19       | 171%     | 19    |
|                                     |                                   | 2016 | 1   | 1   | 3   | 2   | 3   | 7   | 1   | 7   | 1   | 5   | 3   | 7        | ▲        | 36    |
|                                     |                                   |      |     |     |     |     |     |     |     |     |     |     |     |          |          |       |
|                                     | Miscellaneous                     | 2017 | 64  | 60  | 70  | 48  | -   | -   | -   | -   | -   | -   | -   | 242      | -12%     | 242   |
|                                     |                                   | 2016 | 67  | 69  | 89  | 51  | 37  | 26  | 50  | 51  | 64  | 55  | 60  | 276      | ▼        | 675   |
|                                     |                                   |      |     |     |     |     |     |     |     |     |     |     |     |          |          |       |
|                                     | Other                             | 2017 | -   | 1   | -   | -   | -   | -   | -   | -   | -   | -   | -   | 1        | 1        | 1     |
|                                     |                                   | 2016 | -   | -   | -   | -   | -   | 1   | -   | -   | 1   | 2   | -   | 0        | ↔        | 5     |
|                                     |                                   |      |     |     |     |     |     |     |     |     |     |     |     |          |          |       |




January 2016 -- April 2017 Filings

## Dashboard

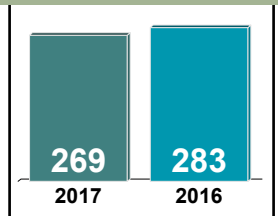
**Court:** Nottoway Circuit  
**Start/End Date:** Jan-16 / Apr-17  
**2016 Average Month:** 75  
**Jan-Apr 2016:** 283  
**Filings Trending:** ▼

**Circuit/Court ID:** 11  
 211135  
**Type of Case:** Filings  
**2017 Average Month:** 67  
**Jan-Apr 2017 :** 269  
**Overall AVG. Month:** 73

## Monthly Filings Summary



## Jan --- Apr Filings



## Filings by Division

|                      |      | Jan | Feb | Mar | Apr | May | Jun | Jul | Aug | Sep | Oct | Nov | Dec | Thru Apr | % Change | Total |
|----------------------|------|-----|-----|-----|-----|-----|-----|-----|-----|-----|-----|-----|-----|----------|----------|-------|
| <b>Total</b>         | 2017 | 73  | 37  | 100 | 59  | -   | -   | -   | -   | -   | -   | -   | -   | 269      | -5%      | 269   |
|                      | 2016 | 73  | 71  | 84  | 55  | 83  | 55  | 206 | 63  | 80  | 36  | 50  | 43  | 283      | ▼        | 899   |
| <b>Civil</b>         | 2017 | 8   | 13  | 17  | 15  | -   | -   | -   | -   | -   | -   | -   | -   | 53       | 29%      | 53    |
|                      | 2016 | 3   | 13  | 10  | 15  | 3   | 10  | 10  | 21  | 9   | 8   | 4   | 8   | 41       | ▲        | 114   |
| <b>Criminal</b>      | 2017 | 40  | 8   | 49  | 14  | -   | -   | -   | -   | -   | -   | -   | -   | 111      | 26%      | 111   |
|                      | 2016 | 20  | 15  | 39  | 14  | 59  | 29  | 162 | 22  | 38  | 10  | 17  | 19  | 88       | ▲        | 444   |
| <b>Miscellaneous</b> | 2017 | 24  | 16  | 32  | 30  | -   | -   | -   | -   | -   | -   | -   | -   | 102      | -32%     | 102   |
|                      | 2016 | 50  | 43  | 33  | 25  | 21  | 15  | 30  | 18  | 33  | 18  | 29  | 16  | 151      | ▼        | 331   |
| <b>Other</b>         | 2017 | 1   | -   | 2   | -   | -   | -   | -   | -   | -   | -   | -   | -   | 3        | 0%       | 3     |
|                      | 2016 | -   | -   | 2   | 1   | -   | 1   | 4   | 2   | -   | -   | -   | -   | 3        | ↔        | 10    |

## Filings by Division &amp; Case Category

|                      |  | Jan  | Feb | Mar | Apr | May | Jun | Jul | Aug | Sep | Oct | Nov | Dec | Thru Apr | % Change | Total |
|----------------------|--|------|-----|-----|-----|-----|-----|-----|-----|-----|-----|-----|-----|----------|----------|-------|
| <b>Civil</b>         | <b>Administrative Law</b>                | 2017 | -   | -   | -   | -   | -   | -   | -   | -   | -   | -   | -   | 0        | 0        | 0     |
|                      |  | 2016 | -   | -   | -   | -   | -   | 1   | -   | 2   | -   | -   | -   | 0        | ↔        | 3     |
|                      | <b>Contested Divorce</b>                 | 2017 | -   | 2   | -   | -   | -   | -   | -   | -   | -   | -   | -   | 2        | -33%     | 2     |
|                      |  | 2016 | -   | 1   | -   | 2   | -   | 3   | 2   | 1   | -   | 1   | 2   | 3        | ▼        | 12    |
|                      | <b>Domestic and Family - Level 1</b>     | 2017 | -   | -   | 2   | 1   | -   | -   | -   | -   | -   | -   | -   | 3        | 200%     | 3     |
|                      |  | 2016 | -   | -   | -   | 1   | -   | -   | -   | -   | 2   | -   | -   | 1        | ▲        | 3     |
|                      | <b>Domestic and Family - Level 2</b>     | 2017 | -   | -   | 1   | 1   | -   | -   | -   | -   | -   | -   | -   | 2        | -33%     | 2     |
|                      |  | 2016 | -   | -   | -   | 3   | -   | -   | -   | -   | -   | -   | -   | 3        | ▼        | 3     |
|                      | <b>General Civil - Level 1</b>           | 2017 | -   | -   | -   | -   | -   | -   | -   | -   | -   | -   | -   | 0        | 0        | 0     |
|                      |  | 2016 | -   | -   | -   | -   | -   | -   | 1   | -   | 1   | -   | -   | 0        | ↔        | 2     |
|                      | <b>General Civil - Level 2</b>           | 2017 | 2   | 4   | 3   | 6   | -   | -   | -   | -   | -   | -   | -   | 15       | 50%      | 15    |
|                      |  | 2016 | 1   | 1   | 3   | 5   | 1   | 4   | 2   | 2   | -   | 1   | 4   | 10       | ▲        | 26    |
| <b>Criminal</b>      | <b>General Civil - Level 3</b>           | 2017 | 3   | 2   | 4   | 1   | -   | -   | -   | -   | -   | -   | -   | 10       | -9%      | 10    |
|                      |  | 2016 | -   | 4   | 5   | 2   | 1   | 5   | 4   | 12  | 3   | 1   | -   | 11       | ▼        | 40    |
|                      | <b>Probates/Wills and Trusts - Level</b> | 2017 | 2   | 1   | 3   | 4   | -   | -   | -   | -   | -   | -   | -   | 10       | 233%     | 10    |
|                      |  | 2016 | -   | 3   | -   | -   | 1   | -   | 1   | -   | -   | 1   | 1   | 3        | ▲        | 7     |
|                      | <b>Uncontested Divorce</b>               | 2017 | 1   | 4   | 4   | 2   | -   | -   | -   | -   | -   | -   | -   | 11       | 10%      | 11    |
|                      |  | 2016 | 2   | 4   | 2   | 2   | -   | 1   | -   | 3   | 1   | 2   | 1   | 10       | ▲        | 18    |
|                      | <b>Misdemeanor</b>                       | 2017 | 10  | -   | 7   | 4   | -   | -   | -   | -   | -   | -   | -   | 21       | 17%      | 21    |
|                      |  | 2016 | 2   | 4   | 7   | 5   | 13  | 11  | 128 | 4   | 15  | 1   | 2   | 8        | ▲        | 200   |
|                      | <b>Non-Capital Felonies and</b>          | 2017 | 30  | 7   | 42  | 7   | -   | -   | -   | -   | -   | -   | -   | 86       | 37%      | 86    |
|                      |  | 2016 | 17  | 8   | 31  | 7   | 43  | 17  | 33  | 14  | 17  | 9   | 13  | 63       | ▲        | 219   |
|                      | <b>Other Criminally Related Matters</b>  | 2017 | -   | 1   | -   | 3   | -   | -   | -   | -   | -   | -   | -   | 4        | -43%     | 4     |
|                      |  | 2016 | 1   | 3   | 1   | 2   | 3   | 1   | 1   | 4   | 6   | -   | 2   | 7        | ▼        | 25    |
| <b>Miscellaneous</b> |  | 2017 | 24  | 16  | 32  | 30  | -   | -   | -   | -   | -   | -   | -   | 102      | -32%     | 102   |
|                      |  | 2016 | 50  | 43  | 33  | 25  | 21  | 15  | 30  | 18  | 33  | 18  | 29  | 151      | ▼        | 331   |
| <b>Other</b>         |  | 2017 | 1   | -   | 2   | -   | -   | -   | -   | -   | -   | -   | -   | 3        | 0%       | 3     |
|                      |  | 2016 | -   | -   | 2   | 1   | -   | 1   | 4   | 2   | -   | -   | -   | 3        | ↔        | 10    |

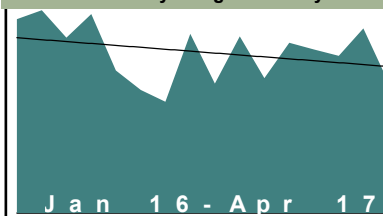
January 2016 -- April 2017 Filings

## Dashboard

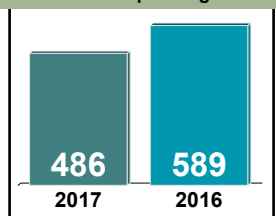
**Court:** Powhatan Circuit  
**Start/End Date:** Jan-16 / Apr-17  
**2016 Average Month:** 123  
**Jan-Apr 2016:** 589  
**Filings Trending:** ▼

**Circuit/Court ID:** 11  
 211145  
**Type of Case:** Filings  
**2017 Average Month:** 122  
**Jan-Apr 2017 :** 486  
**Overall AVG. Month:** 123

## Monthly Filings Summary



## Jan --- Apr Filings



## Filings by Division

|                      |      | Jan | Feb | Mar | Apr | May | Jun | Jul | Aug | Sep | Oct | Nov | Dec | Thru Apr | % Change | Total |
|----------------------|------|-----|-----|-----|-----|-----|-----|-----|-----|-----|-----|-----|-----|----------|----------|-------|
| <b>Total</b>         | 2017 | 125 | 120 | 141 | 100 | -   | -   | -   | -   | -   | -   | -   | -   | 486      | -17%     | 486   |
|                      | 2016 | 148 | 155 | 134 | 152 | 109 | 94  | 85  | 137 | 99  | 135 | 103 | 130 | 589      | ▼        | 1,481 |
| <b>Civil</b>         | 2017 | 20  | 20  | 18  | 13  | -   | -   | -   | -   | -   | -   | -   | -   | 71       | 31%      | 71    |
|                      | 2016 | 16  | 12  | 15  | 11  | 22  | 21  | 11  | 18  | 18  | 25  | 11  | 16  | 54       | ▲        | 196   |
| <b>Criminal</b>      | 2017 | 15  | 32  | 28  | 17  | -   | -   | -   | -   | -   | -   | -   | -   | 92       | -13%     | 92    |
|                      | 2016 | 24  | 24  | 13  | 45  | 35  | 19  | 16  | 41  | 19  | 26  | 21  | 30  | 106      | ▼        | 313   |
| <b>Miscellaneous</b> | 2017 | 90  | 68  | 95  | 70  | -   | -   | -   | -   | -   | -   | -   | -   | 323      | -24%     | 323   |
|                      | 2016 | 108 | 117 | 106 | 96  | 52  | 54  | 58  | 78  | 62  | 82  | 71  | 84  | 427      | ▼        | 968   |
| <b>Other</b>         | 2017 | -   | -   | -   | -   | -   | -   | -   | -   | -   | -   | -   | -   | 0        | -100%    | 0     |
|                      | 2016 | -   | 2   | -   | -   | -   | -   | -   | -   | -   | 2   | -   | -   | 2        | ▼        | 4     |

## Filings by Division &amp; Case Category

|                      |  | Jan  | Feb | Mar | Apr | May | Jun | Jul | Aug | Sep | Oct | Nov | Dec | Thru Apr | % Change | Total |
|----------------------|--|------|-----|-----|-----|-----|-----|-----|-----|-----|-----|-----|-----|----------|----------|-------|
| <b>Civil</b>         | <b>Administrative Law</b>                | 2017 | -   | 1   | -   | -   | -   | -   | -   | -   | -   | -   | -   | 1        | 0%       | 1     |
|                      |  | 2016 | 1   | -   | -   | -   | -   | -   | -   | -   | -   | -   | -   | 1        | ↔        | 1     |
|                      | <b>Contested Divorce</b>                 | 2017 | 3   | 3   | 4   | 3   | -   | -   | -   | -   | -   | -   | -   | 13       | 30%      | 13    |
|                      |  | 2016 | 2   | 2   | 4   | 2   | 4   | 2   | 3   | 4   | 2   | 3   | 5   | 10       | ▲        | 35    |
|                      | <b>Domestic and Family - Level 2</b>     | 2017 | 1   | 1   | 4   | 2   | -   | -   | -   | -   | -   | -   | -   | 8        | 8        | 8     |
|                      |  | 2016 | -   | -   | -   | -   | 1   | -   | 1   | -   | -   | -   | -   | 0        | ↔        | 2     |
|                      | <b>General Civil - Level 1</b>           | 2017 | -   | -   | -   | -   | -   | -   | -   | -   | -   | -   | -   | 0        | 0        | 0     |
|                      |  | 2016 | -   | -   | -   | -   | -   | -   | -   | 1   | -   | 1   | -   | 0        | ↔        | 2     |
|                      | <b>General Civil - Level 2</b>           | 2017 | 1   | 6   | 2   | 3   | -   | -   | -   | -   | -   | -   | -   | 12       | 20%      | 12    |
|                      |  | 2016 | 3   | 2   | 2   | 3   | 5   | 11  | 4   | 4   | 8   | 2   | 3   | 10       | ▲        | 49    |
|                      | <b>General Civil - Level 3</b>           | 2017 | 9   | 6   | 2   | 2   | -   | -   | -   | -   | -   | -   | -   | 19       | 111%     | 19    |
|                      |  | 2016 | 6   | 1   | -   | 2   | -   | 3   | -   | 2   | 3   | 16  | 3   | 9        | ▲        | 36    |
| <b>Criminal</b>      | <b>Probates/Wills and Trusts - Level</b> | 2017 | -   | -   | -   | -   | -   | -   | -   | -   | -   | -   | -   | 0        | 0        | 0     |
|                      |  | 2016 | -   | -   | -   | -   | 1   | -   | 1   | -   | -   | -   | -   | 0        | ↔        | 3     |
|                      | <b>Probates/Wills and Trusts - Level</b> | 2017 | -   | -   | 1   | -   | -   | -   | -   | -   | -   | -   | -   | 1        | -67%     | 1     |
|                      |  | 2016 | 1   | -   | 1   | 1   | 3   | -   | -   | -   | 1   | 1   | 1   | 3        | ▼        | 9     |
|                      | <b>Uncontested Divorce</b>               | 2017 | 6   | 3   | 5   | 3   | -   | -   | -   | -   | -   | -   | -   | 17       | -19%     | 17    |
|                      |  | 2016 | 3   | 7   | 8   | 3   | 9   | 4   | 3   | 7   | 3   | 2   | 7   | 21       | ▼        | 59    |
|                      | <b>Misdemeanor</b>                       | 2017 | 2   | 3   | 7   | 1   | -   | -   | -   | -   | -   | -   | -   | 13       | -24%     | 13    |
|                      |  | 2016 | 2   | 2   | 7   | 6   | 5   | 1   | 2   | 8   | 4   | 7   | 5   | 17       | ▼        | 55    |
|                      | <b>Non-Capital Felonies and</b>          | 2017 | 11  | 28  | 20  | 16  | -   | -   | -   | -   | -   | -   | -   | 75       | -4%      | 75    |
|                      |  | 2016 | 22  | 19  | 3   | 34  | 28  | 14  | 11  | 24  | 12  | 18  | 11  | 78       | ▼        | 215   |
|                      | <b>Other Criminally Related Matters</b>  | 2017 | 2   | 1   | 1   | -   | -   | -   | -   | -   | -   | -   | -   | 4        | -64%     | 4     |
|                      |  | 2016 | -   | 3   | 3   | 5   | 2   | 4   | 3   | 9   | 3   | 1   | 5   | 11       | ▼        | 43    |
| <b>Miscellaneous</b> |  | 2017 | 90  | 68  | 95  | 70  | -   | -   | -   | -   | -   | -   | -   | 323      | -24%     | 323   |
|                      |  | 2016 | 108 | 117 | 106 | 96  | 52  | 54  | 58  | 78  | 62  | 82  | 71  | 427      | ▼        | 968   |
| <b>Other</b>         |  | 2017 | -   | -   | -   | -   | -   | -   | -   | -   | -   | -   | -   | 0        | -100%    | 0     |
|                      |  | 2016 | -   | 2   | -   | -   | -   | -   | -   | -   | 2   | -   | -   | 2        | ▼        | 4     |

January 2016 -- April 2017 Filings

Dashboard

Court: Petersburg Circuit

Circuit/Court ID: 11

Start/End Date: Jan-16 / Apr-17

2016 Average Month: 190

Jan-Apr 2016: 815


Filings Trending: ▲

2017 Average Month: 211

Jan-Apr 2017 : 842

Overall AVG. Month: 195

Monthly Filings Summary



Jan --- Apr Filings

842

2017

815

2016

| Filings by Division |      |     |     |     |     |     |     |     |     |     |     |     |     |          |          |       |
|---------------------|------|-----|-----|-----|-----|-----|-----|-----|-----|-----|-----|-----|-----|----------|----------|-------|
|                     |      | Jan | Feb | Mar | Apr | May | Jun | Jul | Aug | Sep | Oct | Nov | Dec | Thru Apr | % Change | Total |
| Total               | 2017 | 184 | 202 | 268 | 188 | -   | -   | -   | -   | -   | -   | -   | -   | 842      | 3%       | 842   |
|                     | 2016 | 156 | 243 | 220 | 196 | 181 | 201 | 197 | 198 | 151 | 171 | 159 | 201 | 815      | ▲        | 2,274 |
| Civil               | 2017 | 30  | 32  | 47  | 35  | -   | -   | -   | -   | -   | -   | -   | -   | 144      | -15%     | 144   |
|                     | 2016 | 50  | 37  | 54  | 29  | 29  | 37  | 30  | 27  | 28  | 38  | 25  | 36  | 170      | ▼        | 420   |
| Criminal            | 2017 | 116 | 133 | 162 | 111 | -   | -   | -   | -   | -   | -   | -   | -   | 522      | 13%      | 522   |
|                     | 2016 | 79  | 145 | 116 | 124 | 123 | 122 | 131 | 120 | 91  | 102 | 92  | 127 | 464      | ▲        | 1,372 |
| Miscellaneous       | 2017 | 37  | 37  | 59  | 41  | -   | -   | -   | -   | -   | -   | -   | -   | 174      | -3%      | 174   |
|                     | 2016 | 26  | 61  | 50  | 42  | 29  | 41  | 36  | 50  | 29  | 31  | 42  | 36  | 179      | ▼        | 473   |
| Other               | 2017 | 1   | -   | -   | 1   | -   | -   | -   | -   | -   | -   | -   | -   | 2        | 0%       | 2     |
|                     | 2016 | 1   | -   | -   | 1   | -   | 1   | -   | 1   | 3   | -   | -   | 2   | 2        | ↔        | 9     |

| Filings by Division & Case Category |                                   |      |     |     |     |     |     |     |     |     |     |     |     |          |          |       |
|-------------------------------------|-----------------------------------|------|-----|-----|-----|-----|-----|-----|-----|-----|-----|-----|-----|----------|----------|-------|
|                                     |                                   | Jan  | Feb | Mar | Apr | May | Jun | Jul | Aug | Sep | Oct | Nov | Dec | Thru Apr | % Change | Total |
| Civil                               | Administrative Law                | 2017 | 1   | -   | -   | -   | -   | -   | -   | -   | -   | -   | -   | 1        | 0%       | 1     |
|                                     |                                   | 2016 | -   | -   | 1   | -   | 1   | 2   | -   | 1   | 2   | -   | 1   | 1        | ↔        | 10    |
|                                     | Contested Divorce                 | 2017 | 4   | 1   | 9   | 7   | -   | -   | -   | -   | -   | -   | -   | 21       | 24%      | 21    |
|                                     |                                   | 2016 | 1   | 3   | 10  | 3   | 5   | 5   | 1   | 4   | 4   | 1   | 1   | 17       | ▲        | 43    |
|                                     | Domestic and Family - Level 1     | 2017 | -   | -   | 1   | -   | -   | -   | -   | -   | -   | -   | -   | 1        | -50%     | 1     |
|                                     |                                   | 2016 | 2   | -   | -   | -   | -   | 1   | -   | -   | -   | -   | -   | 2        | ▼        | 3     |
|                                     | Domestic and Family - Level 2     | 2017 | 4   | 2   | 1   | 2   | -   | -   | -   | -   | -   | -   | -   | 9        | -55%     | 9     |
|                                     |                                   | 2016 | 13  | 2   | 3   | 2   | 2   | 2   | -   | -   | 2   | 3   | 1   | 20       | ▼        | 30    |
|                                     | General Civil - Level 1           | 2017 | -   | -   | 1   | -   | -   | -   | -   | -   | -   | -   | -   | 1        | 1        | 1     |
|                                     |                                   | 2016 | -   | -   | -   | -   | 1   | 1   | 2   | -   | 2   | -   | 2   | 0        | ↔        | 10    |
|                                     | General Civil - Level 2           | 2017 | 7   | 13  | 14  | 13  | -   | -   | -   | -   | -   | -   | -   | 47       | -23%     | 47    |
|                                     |                                   | 2016 | 11  | 14  | 20  | 16  | 9   | 12  | 16  | 13  | 10  | 7   | 9   | 61       | ▼        | 150   |
|                                     | General Civil - Level 3           | 2017 | 8   | 5   | 6   | 6   | -   | -   | -   | -   | -   | -   | -   | 25       | -34%     | 25    |
|                                     |                                   | 2016 | 18  | 8   | 8   | 4   | 4   | 7   | 3   | 6   | 7   | 10  | 9   | 38       | ▼        | 89    |
| Criminal                            | Probates/Wills and Trusts - Level | 2017 | -   | -   | -   | -   | -   | -   | -   | -   | -   | -   | -   | 0        | -100%    | 0     |
|                                     |                                   | 2016 | -   | 1   | -   | -   | -   | -   | -   | -   | -   | 1   | 1   | 1        | ▼        | 3     |
|                                     | Probates/Wills and Trusts - Level | 2017 | 1   | 1   | 1   | 1   | -   | -   | -   | -   | -   | -   | -   | 4        | 100%     | 4     |
|                                     |                                   | 2016 | 1   | -   | 1   | -   | 1   | 1   | 2   | -   | 1   | 1   | -   | 2        | ▲        | 9     |
|                                     | Uncontested Divorce               | 2017 | 5   | 10  | 14  | 6   | -   | -   | -   | -   | -   | -   | -   | 35       | 25%      | 35    |
|                                     |                                   | 2016 | 4   | 9   | 11  | 4   | 6   | 7   | 1   | 4   | 6   | 2   | 12  | 28       | ▲        | 73    |
|                                     | Capital Murder                    | 2017 | -   | -   | -   | -   | -   | -   | -   | -   | -   | -   | -   | 0        | 0        | 0     |
|                                     |                                   | 2016 | -   | -   | -   | -   | -   | 6   | -   | -   | -   | -   | -   | 0        | ↔        | 6     |
|                                     | Misdemeanor                       | 2017 | 28  | 42  | 26  | 14  | -   | -   | -   | -   | -   | -   | -   | 110      | 21%      | 110   |
|                                     |                                   | 2016 | 19  | 25  | 17  | 30  | 34  | 26  | 28  | 22  | 20  | 23  | 36  | 91       | ▲        | 306   |
| Miscellaneous                       | Non-Capital Felonies and          | 2017 | 68  | 79  | 107 | 72  | -   | -   | -   | -   | -   | -   | -   | 326      | 12%      | 326   |
|                                     |                                   | 2016 | 53  | 95  | 78  | 64  | 72  | 69  | 77  | 81  | 52  | 76  | 64  | 290      | ▲        | 828   |
| Other                               | Other Criminally Related Matters  | 2017 | 20  | 12  | 29  | 25  | -   | -   | -   | -   | -   | -   | -   | 86       | 4%       | 86    |
|                                     |                                   | 2016 | 7   | 25  | 21  | 30  | 17  | 27  | 20  | 13  | 17  | 6   | 22  | 83       | ▲        | 232   |
| Other                               | Miscellaneous                     | 2017 | 37  | 37  | 59  | 41  | -   | -   | -   | -   | -   | -   | -   | 174      | -3%      | 174   |
|                                     |                                   | 2016 | 26  | 61  | 50  | 42  | 29  | 41  | 36  | 50  | 29  | 31  | 42  | 179      | ▼        | 473   |
| Other                               | Other                             | 2017 | 1   | -   | -   | 1   | -   | -   | -   | -   | -   | -   | -   | 2        | 0%       | 2     |
|                                     |                                   | 2016 | 1   | -   | -   | 1   | -   | 1   | -   | 1   | 3   | -   | 2   | 2        | ↔        | 9     |

January 2016 -- April 2017 Filings

Dashboard

Court: Chesterfield Circuit

Circuit/Court ID: 12

Start/End Date: Jan-16 / Apr-17

212041

2016 Average Month: 1,352

Type of Case: Filings

Jan-Apr 2016: 6,175

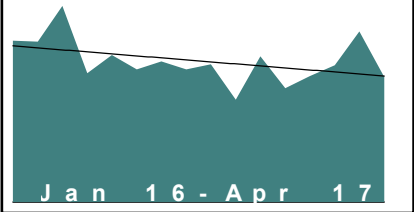
2017 Average Month:1,334

Filings Trending: ▼

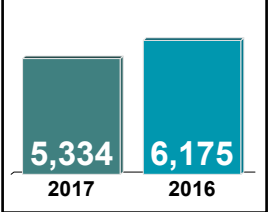
Jan-Apr 2017 : 5,334

Overall AVG. Month: 1,348

Monthly Filings Summary



Jan --- Apr Filings



| Filings by Division |      |       |       |       |       |       |       |       |       |       |     |       |       |          |          |        |
|---------------------|------|-------|-------|-------|-------|-------|-------|-------|-------|-------|-----|-------|-------|----------|----------|--------|
|                     |      | Jan   | Feb   | Mar   | Apr   | May   | Jun   | Jul   | Aug   | Sep   | Oct | Nov   | Dec   | Thru Apr | % Change | Total  |
| Total               | 2017 | 1,203 | 1,307 | 1,629 | 1,195 | -     | -     | -     | -     | -     | -   | -     | -     | 5,334    | -14%     | 5,334  |
|                     | 2016 | 1,541 | 1,531 | 1,874 | 1,229 | 1,405 | 1,268 | 1,344 | 1,267 | 1,315 | 978 | 1,391 | 1,086 | 6,175    | ▼        | 16,229 |
| Civil               | 2017 | 174   | 185   | 233   | 185   | -     | -     | -     | -     | -     | -   | -     | -     | 777      | -7%      | 777    |
|                     | 2016 | 164   | 215   | 247   | 211   | 197   | 258   | 167   | 201   | 225   | 178 | 186   | 145   | 837      | ▼        | 2,394  |
| Criminal            | 2017 | 473   | 589   | 740   | 460   | -     | -     | -     | -     | -     | -   | -     | -     | 2,262    | 1%       | 2,262  |
|                     | 2016 | 545   | 479   | 696   | 525   | 628   | 558   | 549   | 477   | 576   | 415 | 614   | 487   | 2,245    | ▲        | 6,549  |
| Miscellaneous       | 2017 | 523   | 498   | 611   | 526   | -     | -     | -     | -     | -     | -   | -     | -     | 2,158    | -27%     | 2,158  |
|                     | 2016 | 782   | 810   | 906   | 460   | 553   | 417   | 581   | 551   | 478   | 354 | 562   | 430   | 2,958    | ▼        | 6,884  |
| Other               | 2017 | 33    | 35    | 45    | 24    | -     | -     | -     | -     | -     | -   | -     | -     | 137      | 1%       | 137    |
|                     | 2016 | 50    | 27    | 25    | 33    | 27    | 35    | 47    | 38    | 36    | 31  | 29    | 24    | 135      | ▲        | 402    |

| Filings by Division & Case Category |                                  |      |     |     |     |     |     |     |     |     |     |     |     |     |          |          |       |
|-------------------------------------|----------------------------------|------|-----|-----|-----|-----|-----|-----|-----|-----|-----|-----|-----|-----|----------|----------|-------|
|                                     |                                  |      | Jan | Feb | Mar | Apr | May | Jun | Jul | Aug | Sep | Oct | Nov | Dec | Thru Apr | % Change | Total |
| Civil                               | Administrative Law               | 2017 | 3   | -   | -   | 4   | -   | -   | -   | -   | -   | -   | -   | -   | 7        | -13%     | 7     |
|                                     |                                  | 2016 | 3   | 3   | 1   | 1   | -   | -   | 2   | 3   | 3   | 3   | 1   | -   | 8        | ▼        | 20    |
|                                     | Contested Divorce                | 2017 | 31  | 30  | 31  | 21  | -   | -   | -   | -   | -   | -   | -   | -   | 113      | -13%     | 113   |
|                                     |                                  | 2016 | 15  | 34  | 42  | 39  | 37  | 25  | 27  | 20  | 38  | 25  | 30  | 14  | 130      | ▼        | 346   |
|                                     | Domestic and Family - Level 1    | 2017 | 6   | 5   | 27  | 10  | -   | -   | -   | -   | -   | -   | -   | -   | 48       | 7%       | 48    |
|                                     |                                  | 2016 | 9   | 9   | 12  | 15  | 11  | 21  | 7   | 7   | 18  | 18  | 8   | 12  | 45       | ▲        | 147   |
|                                     | Domestic and Family - Level 2    | 2017 | 10  | 16  | 8   | 6   | -   | -   | -   | -   | -   | -   | -   | -   | 40       | 33%      | 40    |
|                                     |                                  | 2016 | 7   | 4   | 6   | 13  | 10  | 13  | 9   | 11  | 9   | 6   | 12  | 11  | 30       | ▲        | 111   |
|                                     | General Civil - Level 1          | 2017 | 3   | 1   | 1   | 1   | -   | -   | -   | -   | -   | -   | -   | -   | 6        | -33%     | 6     |
|                                     |                                  | 2016 | -   | 3   | 2   | 4   | -   | 2   | -   | 1   | 1   | -   | -   | 2   | 9        | ▼        | 15    |
|                                     | General Civil - Level 2          | 2017 | 43  | 42  | 56  | 45  | -   | -   | -   | -   | -   | -   | -   | -   | 186      | -11%     | 186   |
|                                     |                                  | 2016 | 39  | 62  | 68  | 39  | 45  | 44  | 42  | 47  | 45  | 41  | 46  | 27  | 208      | ▼        | 545   |
|                                     | General Civil - Level 3          | 2017 | 14  | 16  | 19  | 19  | -   | -   | -   | -   | -   | -   | -   | -   | 68       | -12%     | 68    |
|                                     |                                  | 2016 | 17  | 18  | 18  | 24  | 19  | 68  | 17  | 27  | 19  | 11  | 22  | 14  | 77       | ▼        | 274   |
| Probates/Wills and Trusts - Level   | 2017                             | 1    | -   | 1   | 2   | -   | -   | -   | -   | -   | -   | -   | -   | 4   | 100%     | 4        |       |
|                                     | 2016                             | 1    | 1   | -   | -   | 2   | -   | 1   | -   | 1   | -   | 1   | 1   | 2   | ▲        | 8        |       |
| Probates/Wills and Trusts - Level   | 2017                             | 5    | 6   | 8   | 13  | -   | -   | -   | -   | -   | -   | -   | -   | 32  | 45%      | 32       |       |
|                                     | 2016                             | 4    | 2   | 12  | 4   | 9   | 4   | 2   | 6   | 9   | 5   | 1   | 7   | 22  | ▲        | 65       |       |
| Uncontested Divorce                 | 2017                             | 58   | 69  | 82  | 64  | -   | -   | -   | -   | -   | -   | -   | -   | 273 | -11%     | 273      |       |
|                                     | 2016                             | 69   | 79  | 86  | 72  | 64  | 81  | 60  | 79  | 82  | 69  | 65  | 57  | 306 | ▼        | 863      |       |
| Criminal                            | Capital Murder                   | 2017 | 1   | -   | -   | -   | -   | -   | -   | -   | -   | -   | -   | -   | 1        | 1        | 1     |
|                                     |                                  | 2016 | -   | -   | -   | -   | -   | -   | -   | -   | -   | -   | -   | -   | 0        | ↔        | 0     |
|                                     | Misdemeanor                      | 2017 | 149 | 148 | 217 | 95  | -   | -   | -   | -   | -   | -   | -   | -   | 609      | 3%       | 609   |
|                                     |                                  | 2016 | 138 | 103 | 228 | 121 | 151 | 166 | 145 | 140 | 154 | 101 | 163 | 139 | 590      | ▲        | 1,749 |
|                                     | Non-Capital Felonies and         | 2017 | 302 | 393 | 488 | 348 | -   | -   | -   | -   | -   | -   | -   | -   | 1,531    | 0%       | 1,531 |
|                                     |                                  | 2016 | 379 | 337 | 436 | 372 | 437 | 343 | 371 | 309 | 378 | 291 | 420 | 319 | 1,524    | ▲        | 4,392 |
|                                     | Other Criminally Related Matters | 2017 | 21  | 48  | 35  | 17  | -   | -   | -   | -   | -   | -   | -   | -   | 121      | -8%      | 121   |
|                                     |                                  | 2016 | 28  | 39  | 32  | 32  | 40  | 49  | 33  | 28  | 44  | 23  | 31  | 29  | 131      | ▼        | 408   |
|                                     | Miscellaneous                    | 2017 | 523 | 498 | 611 | 526 | -   | -   | -   | -   | -   | -   | -   | -   | 2,158    | -27%     | 2,158 |
|                                     |                                  | 2016 | 782 | 810 | 906 | 460 | 553 | 417 | 581 | 551 | 478 | 354 | 562 | 430 | 2,958    | ▼        | 6,884 |
| Other                               | 2017                             | 33   | 35  | 45  | 24  | -   | -   | -   | -   | -   | -   | -   | -   | 137 | 1%       | 137      |       |
|                                     | 2016                             | 50   | 27  | 25  | 33  | 27  | 35  | 47  | 38  | 36  | 31  | 29  | 24  | 135 | ▲        | 402      |       |
|                                     |                                  |      |     |     |     |     |     |     |     |     |     |     |     |     |          |          |       |

January 2016 -- April 2017 Filings

Dashboard

Court: Colonial Heights Circuit

Circuit/Court ID: 12

Start/End Date: Jan-16 / Apr-17

212570

2016 Average Month: 158

Type of Case: Filings

Jan-Apr 2016: 680

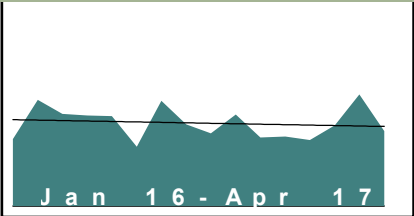
2017 Average Month: 159

Jan-Apr 2017 : 636

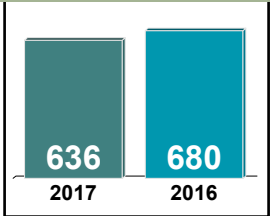
Filings Trending: ▼

Overall AVG. Month: 159

Monthly Filings Summary



Jan --- Apr Filings



| Filings by Division |      |     |     |     |     |     |     |     |     |     |     |     |     |          |          |       |
|---------------------|------|-----|-----|-----|-----|-----|-----|-----|-----|-----|-----|-----|-----|----------|----------|-------|
|                     |      | Jan | Feb | Mar | Apr | May | Jun | Jul | Aug | Sep | Oct | Nov | Dec | Thru Apr | % Change | Total |
| Total               | 2017 | 126 | 154 | 213 | 143 | -   | -   | -   | -   | -   | -   | -   | -   | 636      | -6%      | 636   |
|                     | 2016 | 128 | 203 | 176 | 173 | 172 | 113 | 201 | 156 | 139 | 175 | 131 | 133 | 680      | ▼        | 1,900 |
| Civil               | 2017 | 14  | 20  | 19  | 17  | -   | -   | -   | -   | -   | -   | -   | -   | 70       | 25%      | 70    |
|                     | 2016 | 8   | 13  | 20  | 15  | 18  | 9   | 12  | 12  | 9   | 12  | 17  | 13  | 56       | ▲        | 158   |
| Criminal            | 2017 | 75  | 90  | 137 | 91  | -   | -   | -   | -   | -   | -   | -   | -   | 393      | -7%      | 393   |
|                     | 2016 | 74  | 126 | 101 | 121 | 120 | 63  | 153 | 100 | 94  | 131 | 68  | 87  | 422      | ▼        | 1,238 |
| Miscellaneous       | 2017 | 28  | 34  | 50  | 22  | -   | -   | -   | -   | -   | -   | -   | -   | 134      | -24%     | 134   |
|                     | 2016 | 38  | 58  | 48  | 33  | 31  | 34  | 33  | 37  | 27  | 23  | 38  | 26  | 177      | ▼        | 426   |
| Other               | 2017 | 9   | 10  | 7   | 13  | -   | -   | -   | -   | -   | -   | -   | -   | 39       | 56%      | 39    |
|                     | 2016 | 8   | 6   | 7   | 4   | 3   | 7   | 3   | 7   | 9   | 9   | 8   | 7   | 25       | ▲        | 78    |

| Filings by Division & Case Category |                                   |      |     |     |     |     |     |     |     |     |     |     |     |          |          |       |
|-------------------------------------|-----------------------------------|------|-----|-----|-----|-----|-----|-----|-----|-----|-----|-----|-----|----------|----------|-------|
|                                     |                                   | Jan  | Feb | Mar | Apr | May | Jun | Jul | Aug | Sep | Oct | Nov | Dec | Thru Apr | % Change | Total |
| Civil                               | Administrative Law                | 2017 | 1   | -   | -   | 1   | -   | -   | -   | -   | -   | -   | -   | 2        | 0%       | 2     |
|                                     |                                   | 2016 | -   | -   | 2   | -   | -   | 1   | -   | 1   | -   | -   | 1   | 2        | ↔        | 5     |
|                                     | Contested Divorce                 | 2017 | 1   | 3   | 4   | 1   | -   | -   | -   | -   | -   | -   | -   | 9        | 0%       | 9     |
|                                     |                                   | 2016 | 2   | 2   | 5   | -   | 4   | -   | 1   | 1   | 4   | 2   | 4   | 9        | ↔        | 26    |
|                                     | Domestic and Family - Level 1     | 2017 | 1   | -   | -   | -   | -   | -   | -   | -   | -   | -   | -   | 1        | 1        | 1     |
|                                     |                                   | 2016 | -   | -   | -   | -   | 1   | -   | -   | -   | -   | -   | -   | 0        | ↔        | 1     |
|                                     | Domestic and Family - Level 2     | 2017 | 1   | 1   | 3   | -   | -   | -   | -   | -   | -   | -   | -   | 5        | 400%     | 5     |
|                                     |                                   | 2016 | -   | -   | -   | 1   | 1   | -   | 2   | -   | 1   | -   | -   | 1        | ▲        | 5     |
|                                     | General Civil - Level 1           | 2017 | -   | -   | -   | -   | -   | -   | -   | -   | -   | -   | -   | 0        | 0        | 0     |
|                                     |                                   | 2016 | -   | -   | -   | -   | 1   | -   | -   | -   | -   | -   | -   | 0        | ↔        | 1     |
|                                     | General Civil - Level 2           | 2017 | 6   | 7   | 3   | 2   | -   | -   | -   | -   | -   | -   | -   | 18       | 157%     | 18    |
|                                     |                                   | 2016 | 1   | 1   | 1   | 4   | 3   | 2   | 1   | 3   | 2   | 3   | 3   | 7        | ▲        | 26    |
|                                     | General Civil - Level 3           | 2017 | 1   | 5   | 2   | 1   | -   | -   | -   | -   | -   | -   | -   | 9        | 13%      | 9     |
|                                     |                                   | 2016 | 2   | 3   | 2   | 1   | 2   | -   | 1   | 4   | -   | 2   | 2   | 8        | ▲        | 20    |
| Criminal                            | Probates/Wills and Trusts - Level | 2017 | -   | -   | -   | -   | -   | -   | -   | -   | -   | -   | -   | 0        | -100%    | 0     |
|                                     |                                   | 2016 | -   | -   | 1   | -   | -   | -   | -   | -   | -   | -   | -   | 1        | ▼        | 1     |
|                                     | Probates/Wills and Trusts - Level | 2017 | 1   | -   | -   | 2   | -   | -   | -   | -   | -   | -   | -   | 3        | 50%      | 3     |
|                                     |                                   | 2016 | -   | -   | -   | 2   | -   | 1   | -   | 1   | -   | -   | 2   | 2        | ▲        | 6     |
|                                     | Uncontested Divorce               | 2017 | 2   | 4   | 7   | 10  | -   | -   | -   | -   | -   | -   | -   | 23       | -12%     | 23    |
|                                     |                                   | 2016 | 3   | 7   | 9   | 7   | 7   | 4   | 7   | 2   | 3   | 4   | 5   | 26       | ▼        | 67    |
|                                     |                                   |      |     |     |     |     |     |     |     |     |     |     |     |          |          |       |
|                                     | Misdemeanor                       | 2017 | 22  | 24  | 51  | 29  | -   | -   | -   | -   | -   | -   | -   | 126      | -1%      | 126   |
|                                     |                                   | 2016 | 22  | 28  | 42  | 35  | 58  | 25  | 51  | 32  | 43  | 29  | 32  | 127      | ▼        | 424   |
|                                     | Non-Capital Felonies and          | 2017 | 52  | 59  | 77  | 55  | -   | -   | -   | -   | -   | -   | -   | 243      | -10%     | 243   |
| Miscellaneous                       |                                   | 2016 | 42  | 94  | 54  | 81  | 53  | 35  | 95  | 61  | 46  | 97  | 53  | 271      | ▼        | 742   |
|                                     | Other Criminally Related Matters  | 2017 | 1   | 7   | 9   | 7   | -   | -   | -   | -   | -   | -   | -   | 24       | 0%       | 24    |
|                                     |                                   | 2016 | 10  | 4   | 5   | 5   | 9   | 3   | 7   | 5   | 5   | 5   | 7   | 24       | ↔        | 72    |
|                                     |                                   |      |     |     |     |     |     |     |     |     |     |     |     |          |          |       |
|                                     | Miscellaneous                     | 2017 | 28  | 34  | 50  | 22  | -   | -   | -   | -   | -   | -   | -   | 134      | -24%     | 134   |
|                                     |                                   | 2016 | 38  | 58  | 48  | 33  | 31  | 34  | 33  | 37  | 27  | 38  | 26  | 177      | ▼        | 426   |
|                                     |                                   |      |     |     |     |     |     |     |     |     |     |     |     |          |          |       |
|                                     | Other                             | 2017 | 9   | 10  | 7   | 13  | -   | -   | -   | -   | -   | -   | -   | 39       | 56%      | 39    |
|                                     |                                   | 2016 | 8   | 6   | 7   | 4   | 3   | 7   | 3   | 7   | 9   | 8   | 7   | 25       | ▲        | 78    |
|                                     |                                   |      |     |     |     |     |     |     |     |     |     |     |     |          |          |       |

January 2016 -- April 2017 Filings

Dashboard

Court: Richmond Circuit

Circuit/Court ID: 13

Start/End Date: Jan-16 / Apr-17

2016 Average Month: 1,186

Jan-Apr 2016: 4,849

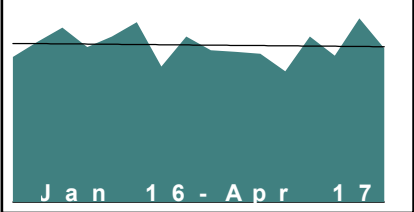
Filings Trending: ↔

2017 Average Month: 1,241

Jan-Apr 2017 : 4,962

Overall AVG. Month: 1,199

Monthly Filings Summary



Jan --- Apr Filings

4,962

2017

4,849

2016

| Filings by Division |      |       |       |       |       |       |       |       |       |       |       |       |     |          |          |        |
|---------------------|------|-------|-------|-------|-------|-------|-------|-------|-------|-------|-------|-------|-----|----------|----------|--------|
|                     |      | Jan   | Feb   | Mar   | Apr   | May   | Jun   | Jul   | Aug   | Sep   | Oct   | Nov   | Dec | Thru Apr | % Change | Total  |
| Total               | 2017 | 1,264 | 1,119 | 1,404 | 1,175 | -     | -     | -     | -     | -     | -     | -     | -   | 4,962    | 2%       | 4,962  |
|                     | 2016 | 1,109 | 1,225 | 1,332 | 1,183 | 1,265 | 1,375 | 1,035 | 1,265 | 1,159 | 1,147 | 1,133 | 999 | 4,849    | ▲        | 14,227 |
| Civil               | 2017 | 239   | 218   | 284   | 262   | -     | -     | -     | -     | -     | -     | -     | -   | 1,003    | 4%       | 1,003  |
|                     | 2016 | 179   | 265   | 296   | 229   | 279   | 236   | 231   | 237   | 242   | 222   | 227   | 210 | 969      | ▲        | 2,853  |
| Criminal            | 2017 | 517   | 447   | 633   | 441   | -     | -     | -     | -     | -     | -     | -     | -   | 2,038    | -6%      | 2,038  |
|                     | 2016 | 550   | 504   | 557   | 549   | 573   | 708   | 414   | 592   | 497   | 526   | 510   | 383 | 2,160    | ▼        | 6,363  |
| Miscellaneous       | 2017 | 244   | 268   | 299   | 274   | -     | -     | -     | -     | -     | -     | -     | -   | 1,085    | 0%       | 1,085  |
|                     | 2016 | 221   | 290   | 308   | 261   | 248   | 253   | 222   | 271   | 230   | 240   | 236   | 231 | 1,080    | ▲        | 3,011  |
| Other               | 2017 | 264   | 186   | 188   | 198   | -     | -     | -     | -     | -     | -     | -     | -   | 836      | 31%      | 836    |
|                     | 2016 | 159   | 166   | 171   | 144   | 165   | 178   | 168   | 165   | 190   | 159   | 160   | 175 | 640      | ▲        | 2,000  |

| Filings by Division & Case Category |                               |      |     |     |     |     |     |     |     |     |     |     |     |     |          |          |       |
|-------------------------------------|-------------------------------|------|-----|-----|-----|-----|-----|-----|-----|-----|-----|-----|-----|-----|----------|----------|-------|
|                                     |                               |      | Jan | Feb | Mar | Apr | May | Jun | Jul | Aug | Sep | Oct | Nov | Dec | Thru Apr | % Change | Total |
| Civil                               | Administrative Law            | 2017 | 2   | 3   | 5   | 4   | -   | -   | -   | -   | -   | -   | -   | -   | 14       | 180%     | 14    |
|                                     |                               | 2016 | 2   | 1   | 1   | 1   | 8   | 2   | 3   | 5   | 5   | 7   | 6   | 9   | 5        | ▲        | 50    |
|                                     | Contested Divorce             | 2017 | 14  | 13  | 21  | 12  | -   | -   | -   | -   | -   | -   | -   | -   | 60       | -23%     | 60    |
|                                     |                               | 2016 | 11  | 25  | 27  | 15  | 19  | 14  | 19  | 24  | 20  | 13  | 13  | 12  | 78       | ▼        | 212   |
|                                     | Domestic and Family - Level 1 | 2017 | -   | 3   | 3   | 5   | -   | -   | -   | -   | -   | -   | -   | -   | 11       | -15%     | 11    |
|                                     |                               | 2016 | 1   | 7   | 1   | 4   | 3   | 8   | 1   | 4   | 3   | 1   | 3   | 4   | 13       | ▼        | 40    |
|                                     | Domestic and Family - Level 2 | 2017 | 19  | 22  | 20  | 18  | -   | -   | -   | -   | -   | -   | -   | -   | 79       | 39%      | 79    |
|                                     |                               | 2016 | 10  | 19  | 17  | 11  | 22  | 12  | 17  | 14  | 11  | 18  | 12  | 21  | 57       | ▲        | 184   |
|                                     | General Civil - Level 1       | 2017 | 2   | 4   | 4   | 8   | -   | -   | -   | -   | -   | -   | -   | -   | 18       | 38%      | 18    |
|                                     |                               | 2016 | 3   | 5   | 3   | 2   | 5   | 5   | 5   | 9   | 9   | 1   | 7   | 5   | 13       | ▲        | 59    |
|                                     | General Civil - Level 2       | 2017 | 111 | 109 | 139 | 123 | -   | -   | -   | -   | -   | -   | -   | -   | 482      | 9%       | 482   |
|                                     |                               | 2016 | 88  | 110 | 143 | 100 | 132 | 112 | 99  | 85  | 113 | 105 | 111 | 103 | 441      | ▲        | 1,301 |
|                                     | General Civil - Level 3       | 2017 | 44  | 34  | 45  | 47  | -   | -   | -   | -   | -   | -   | -   | -   | 170      | 20%      | 170   |
|                                     |                               | 2016 | 24  | 37  | 41  | 40  | 46  | 34  | 50  | 33  | 34  | 40  | 35  | 32  | 142      | ▲        | 446   |
| Probates/Wills and Trusts - Level   | 2017                          | 1    | -   | 1   | -   | -   | -   | -   | -   | -   | -   | -   | -   | 2   | 2        | 2        |       |
|                                     | 2016                          | -    | -   | -   | -   | -   | -   | 1   | -   | -   | 1   | 1   | -   | 0   | ↔        | 3        |       |
| Probates/Wills and Trusts - Level   | 2017                          | 16   | 7   | 12  | 5   | -   | -   | -   | -   | -   | -   | -   | -   | 40  | -17%     | 40       |       |
|                                     | 2016                          | 8    | 14  | 15  | 11  | 11  | 12  | 5   | 17  | 13  | 10  | 10  | 5   | 48  | ▼        | 131      |       |
| Uncontested Divorce                 | 2017                          | 30   | 23  | 34  | 40  | -   | -   | -   | -   | -   | -   | -   | -   | 127 | -26%     | 127      |       |
|                                     | 2016                          | 32   | 47  | 48  | 45  | 33  | 37  | 31  | 46  | 34  | 26  | 29  | 19  | 172 | ▼        | 427      |       |
| Criminal                            | Capital Murder                | 2017 | -   | 1   | 1   | -   | -   | -   | -   | -   | -   | -   | -   | -   | 2        | -60%     | 2     |
|                                     |                               | 2016 | 1   | 2   | -   | 2   | -   | -   | -   | -   | -   | -   | -   | -   | 5        | ▼        | 5     |
|                                     | Misdemeanor                   | 2017 | 101 | 92  | 87  | 61  | -   | -   | -   | -   | -   | -   | -   | -   | 341      | 0%       | 341   |
|                                     |                               | 2016 | 109 | 86  | 62  | 85  | 115 | 92  | 79  | 82  | 83  | 89  | 57  | 51  | 342      | ▼        | 990   |
|                                     | Non-Capital Felonies and      | 2017 | 407 | 333 | 520 | 371 | -   | -   | -   | -   | -   | -   | -   | -   | 1,631    | 7%       | 1,631 |
|                                     |                               | 2016 | 421 | 313 | 444 | 340 | 367 | 568 | 288 | 469 | 369 | 384 | 425 | 285 | 1,518    | ▲        | 4,673 |
| Other Criminally Related Matters    | 2017                          | 9    | 21  | 25  | 9   | -   | -   | -   | -   | -   | -   | -   | -   | 64  | -78%     | 64       |       |
|                                     | 2016                          | 19   | 103 | 51  | 122 | 91  | 48  | 47  | 41  | 45  | 53  | 28  | 47  | 295 | ▼        | 695      |       |
| Miscellaneous                       |                               | 2017 | 244 | 268 | 299 | 274 | -   | -   | -   | -   | -   | -   | -   | -   | 1,085    | 0%       | 1,085 |
|                                     |                               | 2016 | 221 | 290 | 308 | 261 | 248 | 253 | 222 | 271 | 230 | 240 | 236 | 231 | 1,080    | ▲        | 3,011 |
| Other                               |                               | 2017 | 264 | 186 | 188 | 198 | -   | -   | -   | -   | -   | -   | -   | -   | 836      | 31%      | 836   |
|                                     |                               | 2016 | 159 | 166 | 171 | 144 | 165 | 178 | 168 | 165 | 190 | 159 | 160 | 175 | 640      | ▲        | 2,000 |
|                                     |                               |      |     |     |     |     |     |     |     |     |     |     |     |     |          |          |       |

January 2016 -- April 2017 Filings

Dashboard

Court: Henrico Circuit

Circuit/Court ID: 14

Start/End Date: Jan-16 / Apr-17

214087

2016 Average Month: 1,050

Type of Case: Filings

Jan-Apr 2016: 4,455

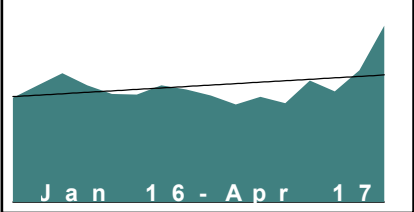
2017 Average Month:1,290

Filings Trending: ▲

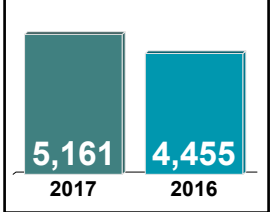
Jan-Apr 2017 : 5,161

Overall AVG. Month: 1,110

Monthly Filings Summary



Jan --- Apr Filings



| Filings by Division |      |       |       |       |       |       |       |       |       |       |     |       |     |          |          |        |
|---------------------|------|-------|-------|-------|-------|-------|-------|-------|-------|-------|-----|-------|-----|----------|----------|--------|
|                     |      | Jan   | Feb   | Mar   | Apr   | May   | Jun   | Jul   | Aug   | Sep   | Oct | Nov   | Dec | Thru Apr | % Change | Total  |
| Total               | 2017 | 1,160 | 1,058 | 1,258 | 1,685 | -     | -     | -     | -     | -     | -   | -     | -   | 5,161    | 16%      | 5,161  |
|                     | 2016 | 997   | 1,115 | 1,230 | 1,113 | 1,033 | 1,025 | 1,115 | 1,074 | 1,017 | 932 | 1,005 | 944 | 4,455    | ▲        | 12,600 |
| Civil               | 2017 | 190   | 173   | 202   | 155   | -     | -     | -     | -     | -     | -   | -     | -   | 720      | -9%      | 720    |
|                     | 2016 | 140   | 220   | 243   | 184   | 202   | 155   | 181   | 202   | 188   | 175 | 151   | 150 | 787      | ▼        | 2,191  |
| Criminal            | 2017 | 542   | 441   | 521   | 1,123 | -     | -     | -     | -     | -     | -   | -     | -   | 2,627    | 46%      | 2,627  |
|                     | 2016 | 380   | 395   | 511   | 517   | 467   | 454   | 486   | 437   | 473   | 399 | 434   | 413 | 1,803    | ▲        | 5,366  |
| Miscellaneous       | 2017 | 393   | 420   | 497   | 354   | -     | -     | -     | -     | -     | -   | -     | -   | 1,664    | -5%      | 1,664  |
|                     | 2016 | 452   | 475   | 445   | 383   | 335   | 387   | 411   | 400   | 330   | 328 | 391   | 355 | 1,755    | ▼        | 4,692  |
| Other               | 2017 | 35    | 24    | 38    | 53    | -     | -     | -     | -     | -     | -   | -     | -   | 150      | 36%      | 150    |
|                     | 2016 | 25    | 25    | 31    | 29    | 29    | 29    | 37    | 35    | 26    | 30  | 29    | 26  | 110      | ▲        | 351    |

| Filings by Division & Case Category |                               |      |     |     |     |     |     |     |     |     |     |     |     |     |          |          |       |
|-------------------------------------|-------------------------------|------|-----|-----|-----|-----|-----|-----|-----|-----|-----|-----|-----|-----|----------|----------|-------|
|                                     |                               |      | Jan | Feb | Mar | Apr | May | Jun | Jul | Aug | Sep | Oct | Nov | Dec | Thru Apr | % Change | Total |
| Civil                               | Administrative Law            | 2017 | 2   | -   | 2   | 2   | -   | -   | -   | -   | -   | -   | -   | -   | 6        | 100%     | 6     |
|                                     |                               | 2016 | 1   | 1   | 1   | -   | -   | 3   | 3   | -   | 1   | -   | 2   | 1   | 3        | ▲        | 13    |
|                                     | Contested Divorce             | 2017 | 27  | 17  | 34  | 18  | -   | -   | -   | -   | -   | -   | -   | -   | 96       | -16%     | 96    |
|                                     |                               | 2016 | 16  | 33  | 34  | 31  | 28  | 31  | 25  | 27  | 22  | 24  | 21  | 16  | 114      | ▼        | 308   |
|                                     | Domestic and Family - Level 1 | 2017 | 4   | 4   | 6   | 4   | -   | -   | -   | -   | -   | -   | -   | -   | 18       | -5%      | 18    |
|                                     |                               | 2016 | 4   | 1   | 9   | 5   | 3   | 4   | 3   | 5   | 5   | 5   | 2   | 4   | 19       | ▼        | 50    |
|                                     | Domestic and Family - Level 2 | 2017 | 4   | 2   | 13  | 7   | -   | -   | -   | -   | -   | -   | -   | -   | 26       | -35%     | 26    |
|                                     |                               | 2016 | 10  | 6   | 14  | 10  | 5   | 4   | 6   | 7   | 10  | 5   | 13  | 5   | 40       | ▼        | 95    |
|                                     | General Civil - Level 1       | 2017 | 2   | 6   | 5   | -   | -   | -   | -   | -   | -   | -   | -   | -   | 13       | -19%     | 13    |
|                                     |                               | 2016 | 4   | 7   | 2   | 3   | 6   | -   | 3   | 3   | 4   | 2   | 2   | -   | 16       | ▼        | 36    |
|                                     | General Civil - Level 2       | 2017 | 59  | 58  | 59  | 30  | -   | -   | -   | -   | -   | -   | -   | -   | 206      | -12%     | 206   |
|                                     |                               | 2016 | 50  | 66  | 57  | 61  | 51  | 40  | 60  | 59  | 60  | 39  | 38  | 42  | 234      | ▼        | 623   |
| General Civil - Level 3             | 2017                          | 17   | 23  | 12  | 32  | -   | -   | -   | -   | -   | -   | -   | -   | 84  | -17%     | 84       |       |
|                                     | 2016                          | 17   | 34  | 30  | 20  | 31  | 16  | 16  | 15  | 22  | 31  | 18  | 23  | 101 | ▼        | 273      |       |
| Probates/Wills and Trusts - Level   | 2017                          | 4    | 2   | -   | -   | -   | -   | -   | -   | -   | -   | -   | -   | 6   | 100%     | 6        |       |
|                                     | 2016                          | -    | -   | 2   | 1   | -   | -   | 1   | 1   | 2   | -   | -   | 2   | 3   | ▲        | 9        |       |
| Probates/Wills and Trusts - Level   | 2017                          | 13   | 12  | 4   | 8   | -   | -   | -   | -   | -   | -   | -   | -   | 37  | 23%      | 37       |       |
|                                     | 2016                          | 3    | 9   | 9   | 9   | 13  | 10  | 10  | 8   | 8   | 14  | 6   | 5   | 30  | ▲        | 104      |       |
| Uncontested Divorce                 | 2017                          | 58   | 49  | 67  | 54  | -   | -   | -   | -   | -   | -   | -   | -   | 228 | 0%       | 228      |       |
|                                     | 2016                          | 35   | 63  | 85  | 44  | 65  | 47  | 54  | 77  | 54  | 55  | 49  | 52  | 227 | ▲        | 680      |       |
|                                     |                               |      |     |     |     |     |     |     |     |     |     |     |     |     |          |          |       |
| Criminal                            | Capital Murder                | 2017 | -   | -   | 1   | -   | -   | -   | -   | -   | -   | -   | -   | -   | 1        | 0%       | 1     |
|                                     |                               | 2016 | -   | 1   | -   | -   | 2   | -   | -   | -   | -   | -   | -   | -   | 1        | ↔        | 3     |
|                                     | Misdemeanor                   | 2017 | 118 | 91  | 107 | 80  | -   | -   | -   | -   | -   | -   | -   | -   | 396      | 3%       | 396   |
|                                     |                               | 2016 | 90  | 69  | 109 | 115 | 95  | 94  | 88  | 100 | 99  | 118 | 104 | 104 | 383      | ▲        | 1,185 |
|                                     | Non-Capital Felonies and      | 2017 | 381 | 309 | 370 | 992 | -   | -   | -   | -   | -   | -   | -   | -   | 2,052    | 61%      | 2,052 |
|                                     |                               | 2016 | 256 | 286 | 363 | 367 | 322 | 314 | 356 | 287 | 336 | 220 | 284 | 285 | 1,272    | ▲        | 3,676 |
| Other Criminally Related Matters    | 2017                          | 43   | 41  | 43  | 51  | -   | -   | -   | -   | -   | -   | -   | -   | 178 | 21%      | 178      |       |
|                                     | 2016                          | 34   | 39  | 39  | 35  | 48  | 46  | 42  | 50  | 38  | 61  | 46  | 24  | 147 | ▲        | 502      |       |
|                                     |                               |      |     |     |     |     |     |     |     |     |     |     |     |     |          |          |       |
| Miscellaneous                       |                               | 2017 | 393 | 420 | 497 | 354 | -   | -   | -   | -   | -   | -   | -   | -   | 1,664    | -5%      | 1,664 |
|                                     |                               | 2016 | 452 | 475 | 445 | 383 | 335 | 387 | 411 | 400 | 330 | 328 | 391 | 355 | 1,755    | ▼        | 4,692 |
|                                     |                               |      |     |     |     |     |     |     |     |     |     |     |     |     |          |          |       |
| Other                               |                               | 2017 | 35  | 24  | 38  | 53  | -   | -   | -   | -   | -   | -   | -   | -   | 150      | 36%      | 150   |
|                                     |                               | 2016 | 25  | 25  | 31  | 29  | 29  | 29  | 37  | 35  | 26  | 30  | 29  | 26  | 110      | ▲        | 351   |
|                                     |                               |      |     |     |     |     |     |     |     |     |     |     |     |     |          |          |       |



January 2016 -- April 2017 Filings

Dashboard

Court: Caroline Circuit

Circuit/Court ID: 15

Start/End Date: Jan-16 / Apr-17

215033

2016 Average Month: 179

Type of Case: Filings

Jan-Apr 2016: 705

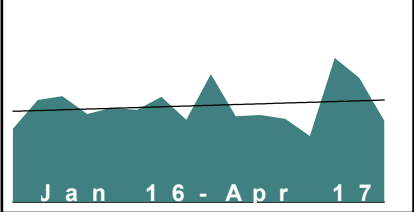
2017 Average Month:198

Jan-Apr 2017 : 793

Filings Trending: ▲

Overall AVG. Month: 184

Monthly Filings Summary



Jan --- Apr Filings

793

2017

705

2016

| Filings by Division |      |     |     |     |     |     |     |     |     |     |     |     |     |          |          |       |
|---------------------|------|-----|-----|-----|-----|-----|-----|-----|-----|-----|-----|-----|-----|----------|----------|-------|
|                     |      | Jan | Feb | Mar | Apr | May | Jun | Jul | Aug | Sep | Oct | Nov | Dec | Thru Apr | % Change | Total |
| Total               | 2017 | 126 | 275 | 237 | 155 | -   | -   | -   | -   | -   | -   | -   | -   | 793      | 12%      | 793   |
|                     | 2016 | 140 | 195 | 202 | 168 | 180 | 176 | 201 | 157 | 244 | 164 | 166 | 159 | 705      | ▲        | 2,152 |
| Civil               | 2017 | 16  | 12  | 18  | 21  | -   | -   | -   | -   | -   | -   | -   | -   | 67       | -14%     | 67    |
|                     | 2016 | 15  | 18  | 22  | 23  | 28  | 28  | 32  | 38  | 12  | 9   | 9   | 16  | 78       | ▼        | 250   |
| Criminal            | 2017 | 38  | 159 | 97  | 67  | -   | -   | -   | -   | -   | -   | -   | -   | 361      | 20%      | 361   |
|                     | 2016 | 50  | 96  | 88  | 66  | 95  | 73  | 97  | 57  | 152 | 84  | 103 | 81  | 300      | ▲        | 1,042 |
| Miscellaneous       | 2017 | 56  | 89  | 92  | 61  | -   | -   | -   | -   | -   | -   | -   | -   | 298      | 3%       | 298   |
|                     | 2016 | 73  | 69  | 78  | 70  | 51  | 61  | 62  | 53  | 68  | 57  | 46  | 54  | 290      | ▲        | 742   |
| Other               | 2017 | 16  | 15  | 30  | 6   | -   | -   | -   | -   | -   | -   | -   | -   | 67       | 81%      | 67    |
|                     | 2016 | 2   | 12  | 14  | 9   | 6   | 14  | 10  | 9   | 12  | 14  | 8   | 8   | 37       | ▲        | 118   |

| Filings by Division & Case Category |                                   |      |     |     |     |     |     |     |     |     |     |     |     |          |          |       |
|-------------------------------------|-----------------------------------|------|-----|-----|-----|-----|-----|-----|-----|-----|-----|-----|-----|----------|----------|-------|
|                                     |                                   | Jan  | Feb | Mar | Apr | May | Jun | Jul | Aug | Sep | Oct | Nov | Dec | Thru Apr | % Change | Total |
| Civil                               | Administrative Law                | 2017 | -   | -   | -   | 1   | -   | -   | -   | -   | -   | -   | -   | 1        | 0%       | 1     |
|                                     |                                   | 2016 | 1   | -   | -   | -   | -   | -   | 1   | -   | -   | 1   | -   | 1        | ↔        | 3     |
|                                     | Contested Divorce                 | 2017 | 1   | 1   | 3   | 1   | -   | -   | -   | -   | -   | -   | -   | 6        | -57%     | 6     |
|                                     |                                   | 2016 | 1   | 5   | 5   | 3   | 2   | 3   | -   | 5   | 1   | -   | -   | 14       | ▼        | 25    |
|                                     | Domestic and Family - Level 1     | 2017 | -   | 1   | 1   | -   | -   | -   | -   | -   | -   | -   | -   | 2        | -80%     | 2     |
|                                     |                                   | 2016 | 2   | -   | 3   | 5   | 4   | 3   | 2   | 1   | 4   | 2   | 1   | 10       | ▼        | 27    |
|                                     | Domestic and Family - Level 2     | 2017 | -   | 1   | -   | 6   | -   | -   | -   | -   | -   | -   | -   | 7        | 133%     | 7     |
|                                     |                                   | 2016 | 1   | 1   | 1   | -   | 6   | -   | 1   | 1   | -   | -   | 1   | 3        | ▲        | 12    |
|                                     | General Civil - Level 1           | 2017 | -   | 1   | -   | -   | -   | -   | -   | -   | -   | -   | -   | 1        | 0%       | 1     |
|                                     |                                   | 2016 | -   | 1   | -   | -   | 2   | 1   | 1   | -   | 1   | 1   | -   | 1        | ↔        | 7     |
|                                     | General Civil - Level 2           | 2017 | 6   | 4   | 6   | 7   | -   | -   | -   | -   | -   | -   | -   | 23       | 44%      | 23    |
|                                     |                                   | 2016 | 5   | 4   | 2   | 5   | 7   | 10  | 11  | 2   | 3   | 3   | 2   | 16       | ▲        | 55    |
| Criminal                            | General Civil - Level 3           | 2017 | 4   | 2   | 3   | 1   | -   | -   | -   | -   | -   | -   | -   | 10       | -29%     | 10    |
|                                     |                                   | 2016 | 3   | 2   | 5   | 4   | 5   | 5   | 10  | 13  | 2   | 1   | 2   | 14       | ▼        | 58    |
|                                     | Probates/Wills and Trusts - Level | 2017 | 2   | -   | -   | -   | -   | -   | -   | -   | -   | -   | -   | 2        | -80%     | 2     |
|                                     |                                   | 2016 | 2   | 1   | 5   | 2   | -   | -   | 1   | 11  | 1   | -   | -   | 10       | ▼        | 25    |
|                                     | Uncontested Divorce               | 2017 | 3   | 2   | 5   | 5   | -   | -   | -   | -   | -   | -   | -   | 15       | 67%      | 15    |
|                                     |                                   | 2016 | -   | 4   | 1   | 4   | 4   | 5   | 6   | 3   | 3   | 2   | 1   | 9        | ▲        | 38    |
|                                     | Capital Murder                    | 2017 | -   | -   | -   | -   | -   | -   | -   | -   | -   | -   | -   | 0        | 0        | 0     |
|                                     |                                   | 2016 | -   | -   | -   | -   | -   | -   | -   | -   | -   | -   | 1   | 0        | ↔        | 1     |
|                                     | Misdemeanor                       | 2017 | 12  | 22  | 34  | 21  | -   | -   | -   | -   | -   | -   | -   | 89       | 2%       | 89    |
|                                     |                                   | 2016 | 8   | 33  | 28  | 18  | 14  | 18  | 21  | 10  | 49  | 17  | 32  | 87       | ▲        | 268   |
|                                     | Non-Capital Felonies and          | 2017 | 20  | 129 | 56  | 39  | -   | -   | -   | -   | -   | -   | -   | 244      | 27%      | 244   |
|                                     |                                   | 2016 | 39  | 54  | 55  | 44  | 78  | 49  | 72  | 44  | 93  | 58  | 63  | 192      | ▲        | 704   |
| Miscellaneous                       | Other Criminally Related Matters  | 2017 | 6   | 8   | 7   | 7   | -   | -   | -   | -   | -   | -   | -   | 28       | 33%      | 28    |
|                                     |                                   | 2016 | 3   | 9   | 5   | 4   | 3   | 6   | 4   | 3   | 10  | 9   | 5   | 21       | ▲        | 69    |
| Other                               | Miscellaneous                     | 2017 | 56  | 89  | 92  | 61  | -   | -   | -   | -   | -   | -   | -   | 298      | 3%       | 298   |
|                                     |                                   | 2016 | 73  | 69  | 78  | 70  | 51  | 61  | 62  | 53  | 68  | 57  | 46  | 290      | ▲        | 742   |
| Other                               | Other                             | 2017 | 16  | 15  | 30  | 6   | -   | -   | -   | -   | -   | -   | -   | 67       | 81%      | 67    |
|                                     |                                   | 2016 | 2   | 12  | 14  | 9   | 6   | 14  | 10  | 9   | 12  | 14  | 8   | 37       | ▲        | 118   |



January 2016 -- April 2017 Filings

Dashboard

Court: Essex Circuit

Start/End Date: Jan-16 / Apr-17

2016 Average Month: 52

Jan-Apr 2016: 198

Filings Trending: ▲

Circuit/Court ID: 15

215057


Type of Case: Filings

2017 Average Month:56

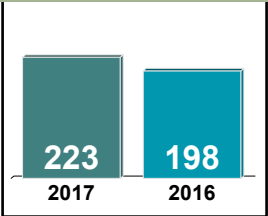
Jan-Apr 2017 : 223

Overall AVG. Month: 53

Monthly Filings Summary



Jan --- Apr Filings



| Filings by Division |      |     |     |     |     |     |     |     |     |     |     |     |     |          |          |       |
|---------------------|------|-----|-----|-----|-----|-----|-----|-----|-----|-----|-----|-----|-----|----------|----------|-------|
|                     |      | Jan | Feb | Mar | Apr | May | Jun | Jul | Aug | Sep | Oct | Nov | Dec | Thru Apr | % Change | Total |
| Total               | 2017 | 80  | 39  | 57  | 47  | -   | -   | -   | -   | -   | -   | -   | -   | 223      | 13%      | 223   |
|                     | 2016 | 43  | 31  | 70  | 54  | 33  | 52  | 48  | 54  | 78  | 53  | 44  | 65  | 198      | ▲        | 625   |
| Civil               | 2017 | 11  | 4   | 17  | 7   | -   | -   | -   | -   | -   | -   | -   | -   | 39       | 117%     | 39    |
|                     | 2016 | 3   | 4   | 7   | 4   | 9   | 8   | 7   | 8   | 6   | 5   | 5   | 5   | 18       | ▲        | 71    |
| Criminal            | 2017 | 49  | 6   | 23  | 27  | -   | -   | -   | -   | -   | -   | -   | -   | 105      | 0%       | 105   |
|                     | 2016 | 22  | 12  | 38  | 33  | 12  | 28  | 30  | 22  | 61  | 32  | 21  | 37  | 105      | ↔        | 348   |
| Miscellaneous       | 2017 | 20  | 28  | 17  | 13  | -   | -   | -   | -   | -   | -   | -   | -   | 78       | 4%       | 78    |
|                     | 2016 | 18  | 15  | 25  | 17  | 12  | 16  | 11  | 24  | 11  | 13  | 18  | 23  | 75       | ▲        | 203   |
| Other               | 2017 | -   | 1   | -   | -   | -   | -   | -   | -   | -   | -   | -   | -   | 1        | 1        | 1     |
|                     | 2016 | -   | -   | -   | -   | -   | -   | -   | -   | -   | 3   | -   | -   | 0        | ↔        | 3     |

| Filings by Division & Case Category |                                  |      |     |     |     |     |     |     |     |     |     |     |     |     |          |          |       |
|-------------------------------------|----------------------------------|------|-----|-----|-----|-----|-----|-----|-----|-----|-----|-----|-----|-----|----------|----------|-------|
|                                     |                                  |      | Jan | Feb | Mar | Apr | May | Jun | Jul | Aug | Sep | Oct | Nov | Dec | Thru Apr | % Change | Total |
| Civil                               | Administrative Law               | 2017 | -   | 1   | -   | 1   | -   | -   | -   | -   | -   | -   | -   | -   | 2        | 2        | 2     |
|                                     |                                  | 2016 | -   | -   | -   | -   | -   | -   | -   | -   | -   | -   | 1   | -   | 0        | ↔        | 1     |
|                                     | Contested Divorce                | 2017 | 2   | -   | 1   | 3   | -   | -   | -   | -   | -   | -   | -   | -   | 6        | 200%     | 6     |
|                                     |                                  | 2016 | 1   | -   | -   | 1   | -   | -   | 1   | -   | -   | -   | -   | 1   | 2        | ▲        | 4     |
|                                     | Domestic and Family - Level 1    | 2017 | 1   | -   | -   | 1   | -   | -   | -   | -   | -   | -   | -   | -   | 2        | 100%     | 2     |
|                                     |                                  | 2016 | -   | -   | 1   | -   | -   | -   | -   | 1   | 1   | 2   | 1   | -   | 1        | ▲        | 6     |
|                                     | Domestic and Family - Level 2    | 2017 | -   | -   | -   | -   | -   | -   | -   | -   | -   | -   | -   | -   | 0        | -100%    | 0     |
|                                     |                                  | 2016 | -   | -   | 1   | -   | -   | 1   | -   | -   | 1   | -   | -   | -   | 1        | ▼        | 3     |
|                                     | General Civil - Level 2          | 2017 | 2   | 1   | 3   | -   | -   | -   | -   | -   | -   | -   | -   | -   | 6        | -14%     | 6     |
|                                     |                                  | 2016 | 2   | 1   | 2   | 2   | 4   | 3   | 3   | 3   | 1   | 1   | 2   | 3   | 7        | ▼        | 27    |
|                                     | General Civil - Level 3          | 2017 | -   | 1   | 8   | -   | -   | -   | -   | -   | -   | -   | -   | -   | 9        | 350%     | 9     |
|                                     |                                  | 2016 | -   | -   | 2   | -   | 3   | 1   | -   | 2   | 2   | 1   | -   | -   | 2        | ▲        | 11    |
| Probates/Wills and Trusts - Level   | 2017                             | 1    | -   | -   | -   | -   | -   | -   | -   | -   | -   | -   | -   | 1   | 1        | 1        |       |
|                                     | 2016                             | -    | -   | -   | -   | -   | -   | -   | -   | -   | -   | -   | -   | 0   | ↔        | 0        |       |
| Probates/Wills and Trusts - Level   | 2017                             | 5    | 1   | -   | -   | -   | -   | -   | -   | -   | -   | -   | -   | 6   | 500%     | 6        |       |
|                                     | 2016                             | -    | -   | -   | 1   | -   | -   | -   | -   | 1   | -   | -   | -   | 1   | ▲        | 2        |       |
| Uncontested Divorce                 | 2017                             | -    | -   | 5   | 2   | -   | -   | -   | -   | -   | -   | -   | -   | 7   | 75%      | 7        |       |
|                                     | 2016                             | -    | 3   | 1   | -   | 2   | 3   | 3   | 2   | -   | 1   | 1   | 1   | 4   | ▲        | 17       |       |
| Criminal                            | Misdemeanor                      | 2017 | 10  | 3   | 4   | 3   | -   | -   | -   | -   | -   | -   | -   | -   | 20       | 122%     | 20    |
|                                     |                                  | 2016 | 2   | 1   | 2   | 4   | 7   | 6   | -   | 3   | 10  | 8   | 3   | 14  | 9        | ▲        | 60    |
|                                     | Non-Capital Felonies and         | 2017 | 35  | 3   | 14  | 23  | -   | -   | -   | -   | -   | -   | -   | -   | 75       | -9%      | 75    |
|                                     |                                  | 2016 | 18  | 8   | 32  | 24  | 5   | 22  | 27  | 13  | 49  | 22  | 16  | 23  | 82       | ▼        | 259   |
|                                     | Other Criminally Related Matters | 2017 | 4   | -   | 5   | 1   | -   | -   | -   | -   | -   | -   | -   | -   | 10       | -29%     | 10    |
|                                     |                                  | 2016 | 2   | 3   | 4   | 5   | -   | -   | 3   | 6   | 2   | 2   | 2   | -   | 14       | ▼        | 29    |
|                                     |                                  |      |     |     |     |     |     |     |     |     |     |     |     |     |          |          |       |
|                                     | Miscellaneous                    | 2017 | 20  | 28  | 17  | 13  | -   | -   | -   | -   | -   | -   | -   | -   | 78       | 4%       | 78    |
|                                     |                                  | 2016 | 18  | 15  | 25  | 17  | 12  | 16  | 11  | 24  | 11  | 13  | 18  | 23  | 75       | ▲        | 203   |
|                                     | Other                            | 2017 | -   | 1   | -   | -   | -   | -   | -   | -   | -   | -   | -   | -   | 1        | 1        | 1     |
|                                     |                                  | 2016 | -   | -   | -   | -   | -   | -   | -   | -   | -   | 3   | -   | -   | 0        | ↔        | 3     |
|                                     |                                  |      |     |     |     |     |     |     |     |     |     |     |     |     |          |          |       |

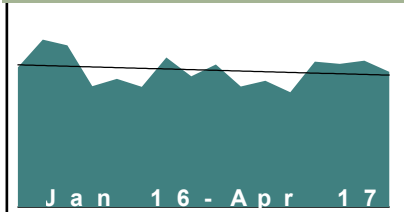
January 2016 -- April 2017 Filings

## Dashboard

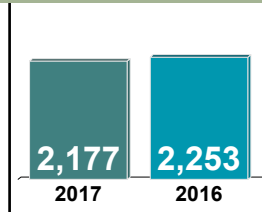
Court: Hanover Circuit  
 Start/End Date: Jan-16 / Apr-17  
 2016 Average Month: 517  
 Jan-Apr 2016: 2,253  
 Filings Trending: ▼

Circuit/Court ID: 15  
 215085  
 Type of Case: Filings  
 2017 Average Month: 544  
 Jan-Apr 2017 : 2,177  
 Overall AVG. Month: 523

## Monthly Filings Summary



## Jan --- Apr Filings



## Filings by Division

|                      |      | Jan | Feb | Mar | Apr | May | Jun | Jul | Aug | Sep | Oct | Nov | Dec | Thru Apr | % Change | Total |
|----------------------|------|-----|-----|-----|-----|-----|-----|-----|-----|-----|-----|-----|-----|----------|----------|-------|
| <b>Total</b>         | 2017 | 555 | 547 | 559 | 516 | -   | -   | -   | -   | -   | -   | -   | -   | 2,177    | -3%      | 2,177 |
|                      | 2016 | 534 | 639 | 618 | 462 | 490 | 459 | 571 | 499 | 544 | 461 | 482 | 439 | 2,253    | ▼        | 6,198 |
| <b>Civil</b>         | 2017 | 86  | 116 | 92  | 116 | -   | -   | -   | -   | -   | -   | -   | -   | 410      | -3%      | 410   |
|                      | 2016 | 72  | 130 | 120 | 102 | 108 | 82  | 95  | 104 | 128 | 95  | 96  | 76  | 424      | ▼        | 1,208 |
| <b>Criminal</b>      | 2017 | 222 | 221 | 237 | 246 | -   | -   | -   | -   | -   | -   | -   | -   | 926      | 18%      | 926   |
|                      | 2016 | 171 | 212 | 227 | 175 | 225 | 190 | 245 | 183 | 187 | 189 | 170 | 165 | 785      | ▲        | 2,339 |
| <b>Miscellaneous</b> | 2017 | 241 | 206 | 221 | 149 | -   | -   | -   | -   | -   | -   | -   | -   | 817      | -21%     | 817   |
|                      | 2016 | 288 | 295 | 264 | 181 | 154 | 180 | 225 | 209 | 219 | 169 | 209 | 191 | 1,028    | ▼        | 2,584 |
| <b>Other</b>         | 2017 | 6   | 4   | 9   | 5   | -   | -   | -   | -   | -   | -   | -   | -   | 24       | 50%      | 24    |
|                      | 2016 | 3   | 2   | 7   | 4   | 3   | 7   | 6   | 3   | 10  | 8   | 7   | 7   | 16       | ▲        | 67    |

## Filings by Division &amp; Case Category

|                      |  | Jan  | Feb | Mar | Apr | May | Jun | Jul | Aug | Sep | Oct | Nov | Dec | Thru Apr | % Change | Total |
|----------------------|--|------|-----|-----|-----|-----|-----|-----|-----|-----|-----|-----|-----|----------|----------|-------|
| <b>Civil</b>         | <b>Administrative Law</b>                | 2017 | -   | 1   | -   | 1   | -   | -   | -   | -   | -   | -   | -   | 2        | 2        | 2     |
|                      |  | 2016 | -   | -   | -   | -   | -   | -   | 1   | 4   | 1   | -   | -   | 0        | ↔        | 6     |
|                      | <b>Contested Divorce</b>                 | 2017 | 15  | 35  | 18  | 26  | -   | -   | -   | -   | -   | -   | -   | 94       | 19%      | 94    |
|                      |  | 2016 | 6   | 35  | 20  | 18  | 21  | 15  | 17  | 27  | 20  | 16  | 18  | 79       | ▲        | 232   |
|                      | <b>Domestic and Family - Level 1</b>     | 2017 | 4   | 4   | 6   | 3   | -   | -   | -   | -   | -   | -   | -   | 17       | -29%     | 17    |
|                      |  | 2016 | 10  | 3   | 7   | 4   | 7   | 2   | 6   | 7   | 11  | 2   | 3   | 24       | ▼        | 66    |
|                      | <b>Domestic and Family - Level 2</b>     | 2017 | 3   | 1   | 1   | 4   | -   | -   | -   | -   | -   | -   | -   | 9        | -18%     | 9     |
|                      |  | 2016 | -   | 4   | 4   | 3   | 3   | -   | 2   | 1   | 4   | 5   | 3   | 11       | ▼        | 32    |
|                      | <b>General Civil - Level 1</b>           | 2017 | -   | -   | -   | -   | -   | -   | -   | -   | -   | -   | -   | 0        | -100%    | 0     |
|                      |  | 2016 | 1   | -   | -   | -   | 2   | -   | -   | 2   | -   | 2   | -   | 1        | ▼        | 7     |
|                      | <b>General Civil - Level 2</b>           | 2017 | 13  | 14  | 24  | 11  | -   | -   | -   | -   | -   | -   | -   | 62       | 63%      | 62    |
|                      |  | 2016 | 10  | 13  | 7   | 8   | 17  | 13  | 12  | 20  | 15  | 14  | 15  | 38       | ▲        | 155   |
| <b>Criminal</b>      | <b>General Civil - Level 3</b>           | 2017 | 7   | 9   | 4   | 11  | -   | -   | -   | -   | -   | -   | -   | 31       | 3%       | 31    |
|                      |  | 2016 | 7   | 9   | 7   | 7   | 6   | 8   | 13  | 3   | 12  | 9   | 8   | 30       | ▲        | 93    |
|                      | <b>Probates/Wills and Trusts - Level</b> | 2017 | -   | -   | 1   | 1   | -   | -   | -   | -   | -   | -   | -   | 2        | 100%     | 2     |
|                      |  | 2016 | -   | -   | -   | 1   | -   | 1   | -   | 1   | 1   | -   | -   | 1        | ▲        | 4     |
|                      | <b>Probates/Wills and Trusts - Level</b> | 2017 | 4   | 2   | 2   | 3   | -   | -   | -   | -   | -   | -   | -   | 11       | -31%     | 11    |
|                      |  | 2016 | 3   | 3   | 7   | 3   | -   | 5   | 2   | 4   | 2   | 3   | 2   | 16       | ▼        | 36    |
|                      | <b>Uncontested Divorce</b>               | 2017 | 40  | 50  | 36  | 56  | -   | -   | -   | -   | -   | -   | -   | 182      | -19%     | 182   |
|                      |  | 2016 | 35  | 63  | 68  | 58  | 52  | 38  | 43  | 41  | 57  | 42  | 34  | 224      | ▼        | 577   |
|                      | <b>Capital Murder</b>                    | 2017 | -   | -   | -   | 1   | -   | -   | -   | -   | -   | -   | -   | 1        | -50%     | 1     |
|                      |  | 2016 | -   | -   | 2   | -   | -   | -   | -   | -   | -   | -   | -   | 2        | ▼        | 2     |
|                      | <b>Misdemeanor</b>                       | 2017 | 92  | 81  | 79  | 83  | -   | -   | -   | -   | -   | -   | -   | 335      | 13%      | 335   |
|                      |  | 2016 | 61  | 87  | 96  | 53  | 101 | 68  | 72  | 73  | 68  | 73  | 75  | 297      | ▲        | 889   |
| <b>Miscellaneous</b> | <b>Non-Capital Felonies and</b>          | 2017 | 118 | 132 | 143 | 151 | -   | -   | -   | -   | -   | -   | -   | 544      | 27%      | 544   |
|                      |  | 2016 | 101 | 113 | 103 | 113 | 112 | 108 | 159 | 98  | 112 | 108 | 94  | 430      | ▲        | 1,303 |
|                      | <b>Other Criminally Related Matters</b>  | 2017 | 12  | 8   | 15  | 11  | -   | -   | -   | -   | -   | -   | -   | 46       | -18%     | 46    |
|                      |  | 2016 | 9   | 12  | 26  | 9   | 12  | 14  | 14  | 12  | 7   | 8   | 13  | 56       | ▼        | 145   |
|                      | <b>Miscellaneous</b>                     | 2017 | 241 | 206 | 221 | 149 | -   | -   | -   | -   | -   | -   | -   | 817      | -21%     | 817   |
|                      |  | 2016 | 288 | 295 | 264 | 181 | 154 | 180 | 225 | 209 | 219 | 169 | 209 | 1,028    | ▼        | 2,584 |
|                      | <b>Other</b>                             | 2017 | 6   | 4   | 9   | 5   | -   | -   | -   | -   | -   | -   | -   | 24       | 50%      | 24    |
|                      |  | 2016 | 3   | 2   | 7   | 4   | 3   | 7   | 6   | 3   | 10  | 8   | 7   | 16       | ▲        | 67    |

January 2016 -- April 2017 Filings

Dashboard

Court: King George Circuit

Circuit/Court ID: 15

Start/End Date: Jan-16 / Apr-17

215099

2016 Average Month: 94

Type of Case: Filings

Jan-Apr 2016: 373

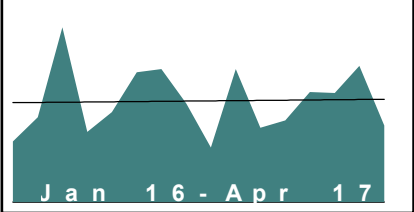
2017 Average Month:103

Filings Trending: ▲

Jan-Apr 2017 : 412

Overall AVG. Month: 97

Monthly Filings Summary



Jan --- Apr Filings

412

373

2017

2016

| Filings by Division |      |     |     |     |     |     |     |     |     |     |     |     |     |          |          |       |
|---------------------|------|-----|-----|-----|-----|-----|-----|-----|-----|-----|-----|-----|-----|----------|----------|-------|
|                     |      | Jan | Feb | Mar | Apr | May | Jun | Jul | Aug | Sep | Oct | Nov | Dec | Thru Apr | % Change | Total |
| Total               | 2017 | 105 | 104 | 130 | 73  | -   | -   | -   | -   | -   | -   | -   | -   | 412      | 10%      | 412   |
|                     | 2016 | 58  | 81  | 167 | 67  | 86  | 124 | 127 | 94  | 52  | 127 | 71  | 78  | 373      | ▲        | 1,132 |
| Civil               | 2017 | 10  | 16  | 16  | 20  | -   | -   | -   | -   | -   | -   | -   | -   | 62       | -5%      | 62    |
|                     | 2016 | 16  | 20  | 14  | 15  | 14  | 12  | 22  | 13  | 13  | 9   | 13  | 8   | 65       | ▼        | 169   |
| Criminal            | 2017 | 89  | 77  | 107 | 45  | -   | -   | -   | -   | -   | -   | -   | -   | 318      | 18%      | 318   |
|                     | 2016 | 39  | 56  | 130 | 44  | 67  | 108 | 95  | 75  | 31  | 111 | 51  | 64  | 269      | ▲        | 871   |
| Miscellaneous       | 2017 | 6   | 11  | 6   | 7   | -   | -   | -   | -   | -   | -   | -   | -   | 30       | -23%     | 30    |
|                     | 2016 | 3   | 5   | 23  | 8   | 5   | 4   | 9   | 6   | 8   | 7   | 7   | 6   | 39       | ▼        | 91    |
| Other               | 2017 | -   | -   | 1   | 1   | -   | -   | -   | -   | -   | -   | -   | -   | 2        | 2        | 2     |
|                     | 2016 | -   | -   | -   | -   | -   | -   | 1   | -   | -   | -   | -   | -   | 0        | ↔        | 1     |

| Filings by Division & Case Category |                                   |      |     |     |     |     |     |     |     |     |     |     |     |          |          |       |
|-------------------------------------|-----------------------------------|------|-----|-----|-----|-----|-----|-----|-----|-----|-----|-----|-----|----------|----------|-------|
|                                     |                                   | Jan  | Feb | Mar | Apr | May | Jun | Jul | Aug | Sep | Oct | Nov | Dec | Thru Apr | % Change | Total |
| Civil                               | Administrative Law                | 2017 | -   | -   | -   | 1   | -   | -   | -   | -   | -   | -   | -   | 1        | 0%       | 1     |
|                                     |                                   | 2016 | -   | 1   | -   | -   | 1   | -   | -   | -   | -   | -   | -   | 1        | ↔        | 2     |
|                                     | Contested Divorce                 | 2017 | -   | 4   | 1   | 1   | -   | -   | -   | -   | -   | -   | -   | 6        | -60%     | 6     |
|                                     |                                   | 2016 | 6   | 6   | 1   | 2   | 1   | 3   | 3   | 4   | 1   | 1   | 3   | 15       | ▼        | 32    |
|                                     | Domestic and Family - Level 1     | 2017 | -   | -   | 5   | -   | -   | -   | -   | -   | -   | -   | -   | 5        | 0%       | 5     |
|                                     |                                   | 2016 | 2   | 1   | 1   | 1   | 1   | -   | 2   | -   | 1   | -   | 1   | 5        | ↔        | 10    |
|                                     | Domestic and Family - Level 2     | 2017 | -   | 3   | 3   | -   | -   | -   | -   | -   | -   | -   | -   | 6        | 100%     | 6     |
|                                     |                                   | 2016 | -   | 1   | -   | 2   | -   | -   | 2   | 1   | -   | -   | 1   | 3        | ▲        | 8     |
|                                     | General Civil - Level 1           | 2017 | -   | -   | -   | -   | -   | -   | -   | -   | -   | -   | -   | 0        | 0        | 0     |
|                                     |                                   | 2016 | -   | -   | -   | -   | -   | -   | 1   | -   | -   | -   | -   | 0        | ↔        | 1     |
|                                     | General Civil - Level 2           | 2017 | 3   | -   | 1   | 3   | -   | -   | -   | -   | -   | -   | -   | 7        | -50%     | 7     |
|                                     |                                   | 2016 | 5   | 4   | 4   | 1   | 3   | 4   | 3   | 3   | 3   | 7   | 2   | 14       | ▼        | 42    |
|                                     | General Civil - Level 3           | 2017 | 4   | 2   | 1   | 7   | -   | -   | -   | -   | -   | -   | -   | 14       | 180%     | 14    |
|                                     |                                   | 2016 | 1   | 1   | 1   | 2   | 1   | 2   | 4   | -   | 1   | 2   | -   | 5        | ▲        | 15    |
| Criminal                            | Probates/Wills and Trusts - Level | 2017 | -   | -   | -   | -   | -   | -   | -   | -   | -   | -   | -   | 0        | -100%    | 0     |
|                                     |                                   | 2016 | -   | 1   | -   | -   | 1   | -   | -   | 1   | -   | -   | -   | 1        | ▼        | 3     |
|                                     | Probates/Wills and Trusts - Level | 2017 | 2   | -   | -   | 3   | -   | -   | -   | -   | -   | -   | -   | 5        | 25%      | 5     |
|                                     |                                   | 2016 | 1   | 1   | 1   | 1   | -   | 2   | 2   | -   | 2   | 1   | -   | 4        | ▲        | 11    |
|                                     | Uncontested Divorce               | 2017 | 1   | 7   | 5   | 5   | -   | -   | -   | -   | -   | -   | -   | 18       | 6%       | 18    |
|                                     |                                   | 2016 | 1   | 4   | 6   | 6   | 6   | 1   | 6   | 3   | 5   | 3   | 1   | 17       | ▲        | 45    |
|                                     |                                   |      |     |     |     |     |     |     |     |     |     |     |     |          |          |       |
|                                     | Misdemeanor                       | 2017 | 28  | 20  | 17  | 12  | -   | -   | -   | -   | -   | -   | -   | 77       | 3%       | 77    |
|                                     |                                   | 2016 | 16  | 20  | 28  | 11  | 28  | 28  | 35  | 29  | 6   | 34  | 23  | 75       | ▲        | 276   |
|                                     | Non-Capital Felonies and          | 2017 | 61  | 56  | 90  | 32  | -   | -   | -   | -   | -   | -   | -   | 239      | 26%      | 239   |
| Miscellaneous                       |                                   | 2016 | 22  | 36  | 100 | 32  | 38  | 79  | 60  | 42  | 23  | 77  | 24  | 190      | ▲        | 576   |
|                                     | Other Criminally Related Matters  | 2017 | -   | 1   | -   | 1   | -   | -   | -   | -   | -   | -   | -   | 2        | -50%     | 2     |
|                                     |                                   | 2016 | 1   | -   | 2   | 1   | 1   | 1   | -   | 4   | 2   | -   | 4   | 4        | ▼        | 19    |
|                                     |                                   |      |     |     |     |     |     |     |     |     |     |     |     |          |          |       |
|                                     | Miscellaneous                     | 2017 | 6   | 11  | 6   | 7   | -   | -   | -   | -   | -   | -   | -   | 30       | -23%     | 30    |
|                                     |                                   | 2016 | 3   | 5   | 23  | 8   | 5   | 4   | 9   | 6   | 8   | 7   | 6   | 39       | ▼        | 91    |
|                                     |                                   |      |     |     |     |     |     |     |     |     |     |     |     |          |          |       |
|                                     | Other                             | 2017 | -   | -   | 1   | 1   | -   | -   | -   | -   | -   | -   | -   | 2        | 2        | 2     |
|                                     |                                   | 2016 | -   | -   | -   | -   | -   | -   | 1   | -   | -   | -   | -   | 0        | ↔        | 1     |
|                                     |                                   |      |     |     |     |     |     |     |     |     |     |     |     |          |          |       |

January 2016 -- April 2017 Filings

Dashboard

Court: Lancaster Circuit

Start/End Date: Jan-16 / Apr-17

2016 Average Month: 65

Jan-Apr 2016: 356

Filings Trending: ▼

Circuit/Court ID: 15

215103

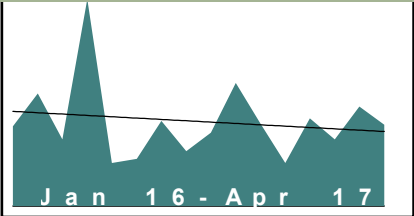
Type of Case: Filings

2017 Average Month:64

Jan-Apr 2017 : 256

Overall AVG. Month: 65

Monthly Filings Summary



Jan --- Apr Filings

256

356

2017

2016

| Filings by Division |      |     |     |     |     |     |     |     |     |     |     |     |     |          |          |       |
|---------------------|------|-----|-----|-----|-----|-----|-----|-----|-----|-----|-----|-----|-----|----------|----------|-------|
|                     |      | Jan | Feb | Mar | Apr | May | Jun | Jul | Aug | Sep | Oct | Nov | Dec | Thru Apr | % Change | Total |
| Total               | 2017 | 67  | 51  | 76  | 62  | -   | -   | -   | -   | -   | -   | -   | -   | 256      | -28%     | 256   |
|                     | 2016 | 61  | 86  | 51  | 158 | 33  | 36  | 65  | 42  | 56  | 94  | 63  | 33  | 356      | ▼        | 778   |
| Civil               | 2017 | 7   | 3   | 20  | 11  | -   | -   | -   | -   | -   | -   | -   | -   | 41       | -9%      | 41    |
|                     | 2016 | 6   | 20  | 11  | 8   | 4   | 6   | 6   | 5   | 7   | 5   | 13  | 7   | 45       | ▼        | 98    |
| Criminal            | 2017 | 34  | 14  | 28  | 22  | -   | -   | -   | -   | -   | -   | -   | -   | 98       | -47%     | 98    |
|                     | 2016 | 24  | 22  | 9   | 130 | 12  | 17  | 32  | 7   | 30  | 62  | 21  | 6   | 185      | ▼        | 372   |
| Miscellaneous       | 2017 | 20  | 32  | 28  | 24  | -   | -   | -   | -   | -   | -   | -   | -   | 104      | -12%     | 104   |
|                     | 2016 | 30  | 42  | 27  | 19  | 15  | 11  | 23  | 27  | 17  | 26  | 27  | 16  | 118      | ▼        | 280   |
| Other               | 2017 | 6   | 2   | -   | 5   | -   | -   | -   | -   | -   | -   | -   | -   | 13       | 63%      | 13    |
|                     | 2016 | 1   | 2   | 4   | 1   | 2   | 2   | 4   | 3   | 2   | 1   | 2   | 4   | 8        | ▲        | 28    |

| Filings by Division & Case Category |                                   |      |     |     |     |     |     |     |     |     |     |     |     |          |          |       |
|-------------------------------------|-----------------------------------|------|-----|-----|-----|-----|-----|-----|-----|-----|-----|-----|-----|----------|----------|-------|
|                                     |                                   | Jan  | Feb | Mar | Apr | May | Jun | Jul | Aug | Sep | Oct | Nov | Dec | Thru Apr | % Change | Total |
| Civil                               | Contested Divorce                 | 2017 | -   | -   | -   | 2   | -   | -   | -   | -   | -   | -   | -   | 2        | -50%     | 2     |
|                                     |                                   | 2016 | -   | 1   | 1   | 2   | -   | 2   | 3   | 1   | -   | -   | 1   | 4        | ▼        | 12    |
|                                     | Domestic and Family - Level 2     | 2017 | -   | -   | -   | -   | -   | -   | -   | -   | -   | -   | -   | 0        | 0        | 0     |
|                                     |                                   | 2016 | -   | -   | -   | -   | -   | 1   | -   | -   | -   | 1   | -   | 0        | ↔        | 2     |
|                                     | General Civil - Level 1           | 2017 | -   | -   | 3   | -   | -   | -   | -   | -   | -   | -   | -   | 3        | 200%     | 3     |
|                                     |                                   | 2016 | -   | -   | -   | 1   | -   | -   | -   | -   | -   | -   | 1   | 1        | ▲        | 2     |
|                                     | General Civil - Level 2           | 2017 | 3   | 1   | 3   | 4   | -   | -   | -   | -   | -   | -   | -   | 11       | -8%      | 11    |
|                                     |                                   | 2016 | 4   | 4   | 2   | 2   | 2   | 4   | 1   | 1   | 2   | 3   | 4   | 12       | ▼        | 31    |
|                                     | General Civil - Level 3           | 2017 | 2   | -   | 9   | 2   | -   | -   | -   | -   | -   | -   | -   | 13       | -41%     | 13    |
|                                     |                                   | 2016 | 1   | 12  | 6   | 3   | 1   | -   | 1   | -   | 1   | 5   | -   | 22       | ▼        | 31    |
|                                     | Probates/Wills and Trusts - Level | 2017 | -   | -   | -   | 1   | -   | -   | -   | -   | -   | -   | -   | 1        | 0%       | 1     |
|                                     |                                   | 2016 | 1   | -   | -   | -   | -   | -   | -   | -   | -   | -   | -   | 1        | ↔        | 1     |
| Criminal                            | Probates/Wills and Trusts - Level | 2017 | -   | -   | -   | -   | -   | -   | -   | -   | -   | -   | -   | 0        | 0        | 0     |
|                                     |                                   | 2016 | -   | -   | -   | -   | 1   | -   | -   | -   | -   | 3   | -   | 0        | ↔        | 4     |
|                                     | Uncontested Divorce               | 2017 | 2   | 2   | 5   | 2   | -   | -   | -   | -   | -   | -   | -   | 11       | 120%     | 11    |
|                                     |                                   | 2016 | -   | 3   | 2   | -   | -   | -   | 3   | 3   | 1   | 2   | 1   | 5        | ▲        | 15    |
|                                     |                                   |      |     |     |     |     |     |     |     |     |     |     |     |          |          |       |
|                                     | Misdemeanor                       | 2017 | 17  | -   | 6   | 7   | -   | -   | -   | -   | -   | -   | -   | 30       | -52%     | 30    |
|                                     |                                   | 2016 | 1   | 11  | 2   | 49  | 4   | 5   | 8   | 2   | 7   | 9   | 8   | 63       | ▼        | 106   |
|                                     | Non-Capital Felonies and          | 2017 | 17  | 14  | 22  | 15  | -   | -   | -   | -   | -   | -   | -   | 68       | -44%     | 68    |
|                                     |                                   | 2016 | 23  | 11  | 6   | 81  | 8   | 12  | 21  | 4   | 22  | 53  | 12  | 121      | ▼        | 259   |
|                                     | Other Criminally Related Matters  | 2017 | -   | -   | -   | -   | -   | -   | -   | -   | -   | -   | -   | 0        | -100%    | 0     |
|                                     |                                   | 2016 | -   | -   | 1   | -   | -   | -   | 3   | 1   | 1   | -   | 1   | 1        | ▼        | 7     |
| Miscellaneous                       |                                   | 2017 | 20  | 32  | 28  | 24  | -   | -   | -   | -   | -   | -   | -   | 104      | -12%     | 104   |
|                                     |                                   | 2016 | 30  | 42  | 27  | 19  | 15  | 11  | 23  | 27  | 17  | 26  | 27  | 118      | ▼        | 280   |
| Other                               |                                   | 2017 | 6   | 2   | -   | 5   | -   | -   | -   | -   | -   | -   | -   | 13       | 63%      | 13    |
|                                     |                                   | 2016 | 1   | 2   | 4   | 1   | 2   | 2   | 4   | 3   | 2   | 1   | 2   | 8        | ▲        | 28    |

January 2016 -- April 2017 Filings

Dashboard

Court: Northumberland Circuit

Circuit/Court ID: 15

Start/End Date: Jan-16 / Apr-17

2016 Average Month: 66

Jan-Apr 2016: 275

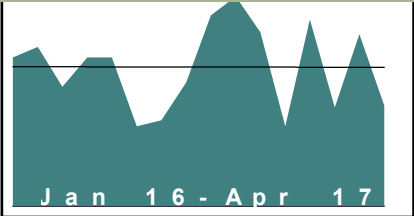
Filings Trending: ▼

2017 Average Month: 67

Jan-Apr 2017 : 266

Overall AVG. Month: 66

Monthly Filings Summary



Jan --- Apr Filings

266

275

2017

2016

| Filings by Division |      |     |     |     |     |     |     |     |     |     |     |     |     |          |          |       |
|---------------------|------|-----|-----|-----|-----|-----|-----|-----|-----|-----|-----|-----|-----|----------|----------|-------|
|                     |      | Jan | Feb | Mar | Apr | May | Jun | Jul | Aug | Sep | Oct | Nov | Dec | Thru Apr | % Change | Total |
| Total               | 2017 | 89  | 47  | 82  | 48  | -   | -   | -   | -   | -   | -   | -   | -   | 266      | -3%      | 266   |
|                     | 2016 | 71  | 76  | 57  | 71  | 71  | 38  | 41  | 59  | 91  | 100 | 83  | 38  | 275      | ▼        | 796   |
| Civil               | 2017 | 4   | 7   | 9   | 9   | -   | -   | -   | -   | -   | -   | -   | -   | 29       | 21%      | 29    |
|                     | 2016 | 5   | 6   | 4   | 9   | 5   | 2   | 4   | 10  | 4   | 5   | 7   | 3   | 24       | ▲        | 64    |
| Criminal            | 2017 | 57  | 19  | 38  | 22  | -   | -   | -   | -   | -   | -   | -   | -   | 136      | -5%      | 136   |
|                     | 2016 | 29  | 37  | 31  | 46  | 51  | 16  | 13  | 32  | 68  | 69  | 50  | 18  | 143      | ▼        | 460   |
| Miscellaneous       | 2017 | 28  | 21  | 33  | 17  | -   | -   | -   | -   | -   | -   | -   | -   | 99       | -7%      | 99    |
|                     | 2016 | 36  | 33  | 22  | 16  | 15  | 20  | 21  | 16  | 19  | 26  | 26  | 15  | 107      | ▼        | 265   |
| Other               | 2017 | -   | -   | 2   | -   | -   | -   | -   | -   | -   | -   | -   | -   | 2        | 100%     | 2     |
|                     | 2016 | 1   | -   | -   | -   | -   | -   | 3   | 1   | -   | -   | -   | 2   | 1        | ▲        | 7     |

| Filings by Division & Case Category |                                   |      |     |     |     |     |     |     |     |     |     |     |     |          |          |       |
|-------------------------------------|-----------------------------------|------|-----|-----|-----|-----|-----|-----|-----|-----|-----|-----|-----|----------|----------|-------|
|                                     |                                   | Jan  | Feb | Mar | Apr | May | Jun | Jul | Aug | Sep | Oct | Nov | Dec | Thru Apr | % Change | Total |
| Civil                               | Contested Divorce                 | 2017 | 1   | 1   | 2   | 2   | -   | -   | -   | -   | -   | -   | -   | 6        | -14%     | 6     |
|                                     |                                   | 2016 | 1   | 2   | 1   | 3   | -   | -   | 1   | -   | 1   | 1   | -   | 7        | ▼        | 11    |
|                                     | Domestic and Family - Level 1     | 2017 | -   | -   | -   | -   | -   | -   | -   | -   | -   | -   | -   | 0        | -100%    | 0     |
|                                     |                                   | 2016 | -   | 1   | -   | -   | -   | -   | -   | -   | -   | -   | 1   | 1        | ▼        | 2     |
|                                     | Domestic and Family - Level 2     | 2017 | -   | -   | -   | 1   | -   | -   | -   | -   | -   | -   | -   | 1        | -75%     | 1     |
|                                     |                                   | 2016 | 1   | -   | -   | 3   | -   | -   | 2   | -   | -   | -   | -   | 4        | ▼        | 6     |
|                                     | General Civil - Level 1           | 2017 | -   | 2   | -   | -   | -   | -   | -   | -   | -   | -   | -   | 2        | 2        | 2     |
|                                     |                                   | 2016 | -   | -   | -   | -   | -   | -   | -   | -   | -   | -   | -   | 0        | ↔        | 0     |
|                                     | General Civil - Level 2           | 2017 | 2   | 2   | 2   | 3   | -   | -   | -   | -   | -   | -   | -   | 9        | 125%     | 9     |
|                                     |                                   | 2016 | 2   | 2   | -   | -   | 2   | 1   | 2   | -   | -   | 3   | 2   | 4        | ▲        | 14    |
| Criminal                            | General Civil - Level 3           | 2017 | 1   | 1   | 1   | 2   | -   | -   | -   | -   | -   | -   | -   | 5        | 400%     | 5     |
|                                     |                                   | 2016 | -   | -   | -   | 1   | 1   | 1   | 3   | -   | 1   | 1   | -   | 1        | ▲        | 9     |
|                                     | Probates/Wills and Trusts - Level | 2017 | -   | -   | 1   | -   | -   | -   | -   | -   | -   | -   | -   | 1        | 1        | 1     |
|                                     |                                   | 2016 | -   | -   | -   | -   | -   | -   | -   | -   | -   | -   | -   | 0        | ↔        | 0     |
|                                     | Uncontested Divorce               | 2017 | -   | 1   | 3   | 1   | -   | -   | -   | -   | -   | -   | -   | 5        | -29%     | 5     |
|                                     |                                   | 2016 | 1   | 1   | 3   | 2   | 2   | -   | 5   | 3   | 3   | 2   | -   | 7        | ▼        | 22    |
|                                     | Misdemeanor                       | 2017 | 8   | 3   | 7   | 2   | -   | -   | -   | -   | -   | -   | -   | 20       | 33%      | 20    |
|                                     |                                   | 2016 | 3   | 1   | 1   | 10  | 7   | 2   | 3   | 2   | 11  | 40  | 6   | 15       | ▲        | 94    |
|                                     | Non-Capital Felonies and          | 2017 | 45  | 16  | 31  | 20  | -   | -   | -   | -   | -   | -   | -   | 112      | -8%      | 112   |
|                                     |                                   | 2016 | 24  | 36  | 29  | 33  | 44  | 13  | 10  | 25  | 54  | 26  | 43  | 122      | ▼        | 347   |
| Miscellaneous                       | Other Criminally Related Matters  | 2017 | 4   | -   | -   | -   | -   | -   | -   | -   | -   | -   | -   | 4        | -33%     | 4     |
|                                     |                                   | 2016 | 2   | -   | 1   | 3   | -   | 1   | -   | 5   | 3   | 1   | -   | 6        | ▼        | 19    |
|                                     | Miscellaneous                     | 2017 | 28  | 21  | 33  | 17  | -   | -   | -   | -   | -   | -   | -   | 99       | -7%      | 99    |
|                                     |                                   | 2016 | 36  | 33  | 22  | 16  | 15  | 20  | 21  | 16  | 19  | 26  | 26  | 107      | ▼        | 265   |
|                                     | Other                             | 2017 | -   | -   | 2   | -   | -   | -   | -   | -   | -   | -   | -   | 2        | 100%     | 2     |
|                                     |                                   | 2016 | 1   | -   | -   | -   | -   | 3   | 1   | -   | -   | -   | 2   | 1        | ▲        | 7     |

January 2016 -- April 2017 Filings

Dashboard

Court: Richmond County Circuit

Circuit/Court ID: 15

Start/End Date: Jan-16 / Apr-17

2016 Average Month: 56

Jan-Apr 2016: 185

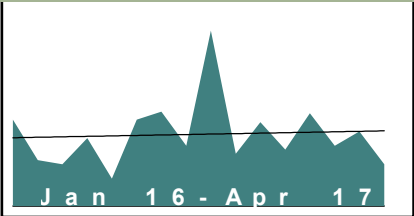
Filings Trending: ▲

2017 Average Month: 52

Jan-Apr 2017 : 206

Overall AVG. Month: 55

Monthly Filings Summary



Jan --- Apr Filings

206

185

2017

2016

| Filings by Division |      |     |     |     |     |     |     |     |     |     |     |     |     |          |          |       |
|---------------------|------|-----|-----|-----|-----|-----|-----|-----|-----|-----|-----|-----|-----|----------|----------|-------|
|                     |      | Jan | Feb | Mar | Apr | May | Jun | Jul | Aug | Sep | Oct | Nov | Dec | Thru Apr | % Change | Total |
| Total               | 2017 | 71  | 46  | 57  | 32  | -   | -   | -   | -   | -   | -   | -   | -   | 206      | 11%      | 206   |
|                     | 2016 | 66  | 35  | 32  | 52  | 21  | 66  | 72  | 46  | 134 | 40  | 64  | 43  | 185      | ▲        | 671   |
| Civil               | 2017 | 1   | 1   | 7   | 5   | -   | -   | -   | -   | -   | -   | -   | -   | 14       | 40%      | 14    |
|                     | 2016 | 1   | 4   | 3   | 2   | 3   | 4   | 2   | 3   | 2   | 1   | 5   | 1   | 10       | ▲        | 31    |
| Criminal            | 2017 | 25  | 26  | 7   | 18  | -   | -   | -   | -   | -   | -   | -   | -   | 76       | 46%      | 76    |
|                     | 2016 | 10  | 7   | 4   | 31  | 1   | 28  | 16  | 25  | 96  | 20  | 35  | 19  | 52       | ▲        | 292   |
| Miscellaneous       | 2017 | 12  | 14  | 29  | 9   | -   | -   | -   | -   | -   | -   | -   | -   | 64       | 28%      | 64    |
|                     | 2016 | 14  | 12  | 16  | 8   | 12  | 17  | 12  | 13  | 18  | 8   | 18  | 18  | 50       | ▲        | 166   |
| Other               | 2017 | 33  | 5   | 14  | -   | -   | -   | -   | -   | -   | -   | -   | -   | 52       | -29%     | 52    |
|                     | 2016 | 41  | 12  | 9   | 11  | 5   | 17  | 42  | 5   | 18  | 11  | 6   | 5   | 73       | ▼        | 182   |

| Filings by Division & Case Category |                                   |      |     |     |     |     |     |     |     |     |     |     |     |          |          |       |
|-------------------------------------|-----------------------------------|------|-----|-----|-----|-----|-----|-----|-----|-----|-----|-----|-----|----------|----------|-------|
|                                     |                                   | Jan  | Feb | Mar | Apr | May | Jun | Jul | Aug | Sep | Oct | Nov | Dec | Thru Apr | % Change | Total |
| Civil                               | Administrative Law                | 2017 | -   | -   | 1   | -   | -   | -   | -   | -   | -   | -   | -   | 1        | 0%       | 1     |
|                                     |                                   | 2016 | -   | -   | -   | 1   | -   | -   | -   | -   | -   | -   | -   | 1        | ↔        | 1     |
|                                     | Contested Divorce                 | 2017 | -   | -   | -   | -   | -   | -   | -   | -   | -   | -   | -   | 0        | -100%    | 0     |
|                                     |                                   | 2016 | -   | -   | -   | 1   | -   | -   | -   | -   | -   | 1   | -   | 1        | ▼        | 2     |
|                                     | Domestic and Family - Level 1     | 2017 | -   | -   | -   | -   | -   | -   | -   | -   | -   | -   | -   | 0        | -100%    | 0     |
|                                     |                                   | 2016 | -   | 1   | -   | -   | -   | -   | 2   | -   | -   | -   | -   | 1        | ▼        | 3     |
|                                     | General Civil - Level 2           | 2017 | -   | 1   | 2   | -   | -   | -   | -   | -   | -   | -   | -   | 3        | 50%      | 3     |
|                                     |                                   | 2016 | -   | 1   | 1   | -   | 2   | 2   | 1   | -   | 1   | 2   | -   | 2        | ▲        | 10    |
|                                     | General Civil - Level 3           | 2017 | 1   | -   | 1   | 2   | -   | -   | -   | -   | -   | -   | -   | 4        | 33%      | 4     |
|                                     |                                   | 2016 | -   | 1   | 2   | -   | 1   | 1   | -   | -   | -   | 2   | 1   | 3        | ▲        | 8     |
| Criminal                            | Probates/Wills and Trusts - Level | 2017 | -   | -   | 1   | 1   | -   | -   | -   | -   | -   | -   | -   | 2        | 2        | 2     |
|                                     |                                   | 2016 | -   | -   | -   | -   | 1   | -   | 1   | -   | -   | -   | -   | 0        | ↔        | 2     |
|                                     | Uncontested Divorce               | 2017 | -   | -   | 2   | 2   | -   | -   | -   | -   | -   | -   | -   | 4        | 100%     | 4     |
|                                     |                                   | 2016 | 1   | 1   | -   | -   | 1   | -   | -   | 1   | 1   | -   | -   | 2        | ▲        | 5     |
|                                     | Misdemeanor                       | 2017 | 6   | 1   | 1   | -   | -   | -   | -   | -   | -   | -   | -   | 8        | -56%     | 8     |
|                                     |                                   | 2016 | 4   | 3   | 1   | 10  | -   | 7   | 3   | 5   | 1   | 3   | -   | 18       | ▼        | 46    |
|                                     | Non-Capital Felonies and          | 2017 | 18  | 25  | 5   | 11  | -   | -   | -   | -   | -   | -   | -   | 59       | 111%     | 59    |
|                                     |                                   | 2016 | 6   | 3   | 1   | 18  | 1   | 20  | 12  | 14  | 89  | 18  | 25  | 28       | ▲        | 224   |
|                                     | Other Criminally Related Matters  | 2017 | 1   | -   | 1   | 7   | -   | -   | -   | -   | -   | -   | -   | 9        | 50%      | 9     |
|                                     |                                   | 2016 | -   | 1   | 2   | 3   | -   | 1   | 1   | 2   | 1   | 7   | 2   | 6        | ▲        | 22    |
| Miscellaneous                       | 2017                              | 12   | 14  | 29  | 9   | -   | -   | -   | -   | -   | -   | -   | -   | 64       | 28%      | 64    |
|                                     | 2016                              | 14   | 12  | 16  | 8   | 12  | 17  | 12  | 13  | 18  | 8   | 18  | 18  | 50       | ▲        | 166   |
| Other                               | 2017                              | 33   | 5   | 14  | -   | -   | -   | -   | -   | -   | -   | -   | -   | 52       | -29%     | 52    |
|                                     | 2016                              | 41   | 12  | 9   | 11  | 5   | 17  | 42  | 5   | 18  | 11  | 6   | 5   | 73       | ▼        | 182   |

January 2016 -- April 2017 Filings

Dashboard

Court: Spotsylvania Circuit

Circuit/Court ID: 15

Start/End Date: Jan-16 / Apr-17

2016 Average Month: 624

Jan-Apr 2016: 3,077


Filings Trending: ▼

2017 Average Month: 604

Jan-Apr 2017 : 2,416

Overall AVG. Month: 619

Monthly Filings Summary



Jan --- Apr Filings

2,416

3,077

2017

2016

| Filings by Division |      |       |     |     |     |     |     |     |     |     |     |     |     |          |          |       |
|---------------------|------|-------|-----|-----|-----|-----|-----|-----|-----|-----|-----|-----|-----|----------|----------|-------|
|                     |      | Jan   | Feb | Mar | Apr | May | Jun | Jul | Aug | Sep | Oct | Nov | Dec | Thru Apr | % Change | Total |
| Total               | 2017 | 606   | 644 | 670 | 496 | -   | -   | -   | -   | -   | -   | -   | -   | 2,416    | -21%     | 2,416 |
|                     | 2016 | 1,215 | 565 | 689 | 608 | 482 | 616 | 529 | 497 | 606 | 600 | 559 | 520 | 3,077    | ▼        | 7,486 |
| Civil               | 2017 | 67    | 77  | 89  | 79  | -   | -   | -   | -   | -   | -   | -   | -   | 312      | 26%      | 312   |
|                     | 2016 | 48    | 64  | 85  | 50  | 63  | 55  | 69  | 68  | 84  | 71  | 68  | 66  | 247      | ▲        | 791   |
| Criminal            | 2017 | 186   | 289 | 291 | 217 | -   | -   | -   | -   | -   | -   | -   | -   | 983      | 7%       | 983   |
|                     | 2016 | 156   | 162 | 272 | 326 | 198 | 291 | 205 | 177 | 263 | 241 | 214 | 198 | 916      | ▲        | 2,703 |
| Miscellaneous       | 2017 | 277   | 268 | 282 | 192 | -   | -   | -   | -   | -   | -   | -   | -   | 1,019    | -11%     | 1,019 |
|                     | 2016 | 285   | 322 | 319 | 225 | 208 | 247 | 245 | 243 | 247 | 276 | 263 | 248 | 1,151    | ▼        | 3,128 |
| Other               | 2017 | 76    | 10  | 8   | 8   | -   | -   | -   | -   | -   | -   | -   | -   | 102      | -87%     | 102   |
|                     | 2016 | 726   | 17  | 13  | 7   | 13  | 23  | 10  | 9   | 12  | 12  | 14  | 8   | 763      | ▼        | 864   |

| Filings by Division & Case Category |                               |      |     |     |     |     |     |     |     |     |     |     |     |     |          |          |       |
|-------------------------------------|-------------------------------|------|-----|-----|-----|-----|-----|-----|-----|-----|-----|-----|-----|-----|----------|----------|-------|
|                                     |                               |      | Jan | Feb | Mar | Apr | May | Jun | Jul | Aug | Sep | Oct | Nov | Dec | Thru Apr | % Change | Total |
| Civil                               | Administrative Law            | 2017 | -   | 1   | 2   | 1   | -   | -   | -   | -   | -   | -   | -   | -   | 4        | 300%     | 4     |
|                                     |                               | 2016 | -   | -   | -   | 1   | 1   | -   | 1   | 1   | 3   | 1   | 2   | 1   | 1        | ▲        | 11    |
|                                     | Contested Divorce             | 2017 | 12  | 11  | 18  | 11  | -   | -   | -   | -   | -   | -   | -   | -   | 52       | 79%      | 52    |
|                                     |                               | 2016 | 7   | 6   | 8   | 8   | 8   | 5   | 8   | 11  | 5   | 9   | 9   | 7   | 29       | ▲        | 91    |
|                                     | Domestic and Family - Level 1 | 2017 | 4   | 12  | 5   | -   | -   | -   | -   | -   | -   | -   | -   | -   | 21       | 24%      | 21    |
|                                     |                               | 2016 | 1   | 6   | 8   | 2   | 6   | 5   | 2   | 5   | 5   | 5   | 4   | 14  | 17       | ▲        | 63    |
|                                     | Domestic and Family - Level 2 | 2017 | 9   | 3   | 9   | 8   | -   | -   | -   | -   | -   | -   | -   | -   | 29       | 32%      | 29    |
|                                     |                               | 2016 | -   | 5   | 13  | 4   | 1   | 4   | 4   | 10  | 6   | 7   | 3   | 2   | 22       | ▲        | 59    |
|                                     | General Civil - Level 1       | 2017 | -   | -   | -   | 1   | -   | -   | -   | -   | -   | -   | -   | -   | 1        | -50%     | 1     |
|                                     |                               | 2016 | -   | -   | 2   | -   | -   | -   | 4   | -   | 1   | 1   | -   | 2   | 2        | ▼        | 10    |
|                                     | General Civil - Level 2       | 2017 | 14  | 12  | 14  | 23  | -   | -   | -   | -   | -   | -   | -   | -   | 63       | 34%      | 63    |
|                                     |                               | 2016 | 8   | 10  | 19  | 10  | 15  | 14  | 18  | 13  | 18  | 11  | 12  | 10  | 47       | ▲        | 158   |
| General Civil - Level 3             | 2017                          | 3    | 10  | 8   | 3   | -   | -   | -   | -   | -   | -   | -   | -   | 24  | -20%     | 24       |       |
|                                     | 2016                          | 7    | 10  | 7   | 6   | 12  | 3   | 7   | 5   | 17  | 10  | 9   | 8   | 30  | ▼        | 101      |       |
| Probates/Wills and Trusts - Level   | 2017                          | -    | -   | -   | -   | -   | -   | -   | -   | -   | -   | -   | -   | 0   | -100%    | 0        |       |
|                                     | 2016                          | -    | 2   | -   | -   | -   | -   | -   | -   | -   | -   | -   | -   | 2   | ▼        | 2        |       |
| Probates/Wills and Trusts - Level   | 2017                          | 5    | 5   | 2   | 2   | -   | -   | -   | -   | -   | -   | -   | -   | 14  | -13%     | 14       |       |
|                                     | 2016                          | 2    | 9   | 1   | 4   | 6   | 4   | 3   | 3   | 4   | 7   | 8   | 1   | 16  | ▼        | 52       |       |
| Uncontested Divorce                 | 2017                          | 20   | 23  | 31  | 30  | -   | -   | -   | -   | -   | -   | -   | -   | 104 | 28%      | 104      |       |
|                                     | 2016                          | 23   | 16  | 27  | 15  | 14  | 20  | 22  | 20  | 25  | 20  | 21  | 21  | 81  | ▲        | 244      |       |
|                                     |                               |      |     |     |     |     |     |     |     |     |     |     |     |     |          |          |       |
| Criminal                            | Capital Murder                | 2017 | -   | -   | 1   | -   | -   | -   | -   | -   | -   | -   | -   | -   | 1        | 1        | 1     |
|                                     |                               | 2016 | -   | -   | -   | -   | -   | -   | -   | -   | -   | -   | 2   | -   | 0        | ↔        | 2     |
|                                     | Misdemeanor                   | 2017 | 45  | 69  | 67  | 39  | -   | -   | -   | -   | -   | -   | -   | -   | 220      | 0%       | 220   |
|                                     |                               | 2016 | 38  | 47  | 85  | 51  | 57  | 60  | 42  | 39  | 53  | 47  | 40  | 39  | 221      | ▼        | 598   |
|                                     | Non-Capital Felonies and      | 2017 | 131 | 205 | 210 | 164 | -   | -   | -   | -   | -   | -   | -   | -   | 710      | 7%       | 710   |
|                                     |                               | 2016 | 114 | 106 | 172 | 269 | 132 | 216 | 152 | 127 | 203 | 182 | 162 | 148 | 661      | ▲        | 1,983 |
| Other Criminally Related Matters    | 2017                          | 10   | 15  | 13  | 14  | -   | -   | -   | -   | -   | -   | -   | -   | 52  | 53%      | 52       |       |
|                                     | 2016                          | 4    | 9   | 15  | 6   | 9   | 15  | 11  | 11  | 7   | 12  | 10  | 11  | 34  | ▲        | 120      |       |
|                                     |                               |      |     |     |     |     |     |     |     |     |     |     |     |     |          |          |       |
|                                     | Miscellaneous                 | 2017 | 277 | 268 | 282 | 192 | -   | -   | -   | -   | -   | -   | -   | -   | 1,019    | -11%     | 1,019 |
|                                     |                               | 2016 | 285 | 322 | 319 | 225 | 208 | 247 | 245 | 243 | 247 | 276 | 263 | 248 | 1,151    | ▼        | 3,128 |
|                                     |                               |      |     |     |     |     |     |     |     |     |     |     |     |     |          |          |       |
|                                     | Other                         | 2017 | 76  | 10  | 8   | 8   | -   | -   | -   | -   | -   | -   | -   | -   | 102      | -87%     | 102   |
|                                     |                               | 2016 | 726 | 17  | 13  | 7   | 13  | 23  | 10  | 9   | 12  | 12  | 14  | 8   | 763      | ▼        | 864   |
|                                     |                               |      |     |     |     |     |     |     |     |     |     |     |     |     |          |          |       |

January 2016 -- April 2017 Filings

Dashboard

Court: Stafford Circuit

Circuit/Court ID: 15

Start/End Date: Jan-16 / Apr-17

2016 Average Month: 704

Jan-Apr 2016: 2,978

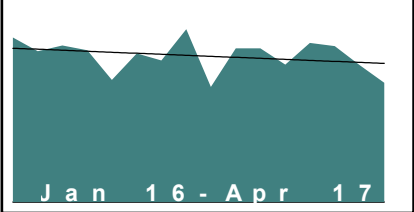
Filings Trending: ▼

2017 Average Month: 682

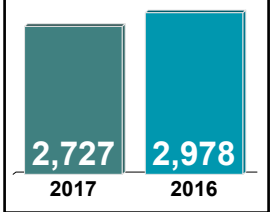
Jan-Apr 2017 : 2,727

Overall AVG. Month: 698

Monthly Filings Summary



Jan --- Apr Filings



| Filings by Division |      |     |     |     |     |     |     |     |     |     |     |     |     |          |          |       |
|---------------------|------|-----|-----|-----|-----|-----|-----|-----|-----|-----|-----|-----|-----|----------|----------|-------|
|                     |      | Jan | Feb | Mar | Apr | May | Jun | Jul | Aug | Sep | Oct | Nov | Dec | Thru Apr | % Change | Total |
| Total               | 2017 | 759 | 745 | 654 | 569 | -   | -   | -   | -   | -   | -   | -   | -   | 2,727    | -8%      | 2,727 |
|                     | 2016 | 785 | 720 | 748 | 725 | 583 | 709 | 676 | 825 | 549 | 734 | 734 | 656 | 2,978    | ▼        | 8,444 |
| Civil               | 2017 | 68  | 70  | 84  | 80  | -   | -   | -   | -   | -   | -   | -   | -   | 302      | 1%       | 302   |
|                     | 2016 | 60  | 70  | 99  | 69  | 87  | 84  | 60  | 85  | 75  | 70  | 85  | 68  | 298      | ▲        | 912   |
| Criminal            | 2017 | 414 | 404 | 278 | 258 | -   | -   | -   | -   | -   | -   | -   | -   | 1,354    | -5%      | 1,354 |
|                     | 2016 | 409 | 329 | 275 | 410 | 273 | 356 | 353 | 455 | 247 | 397 | 339 | 328 | 1,423    | ▼        | 4,171 |
| Miscellaneous       | 2017 | 273 | 271 | 292 | 230 | -   | -   | -   | -   | -   | -   | -   | -   | 1,066    | -15%     | 1,066 |
|                     | 2016 | 315 | 321 | 373 | 246 | 222 | 268 | 262 | 285 | 225 | 267 | 310 | 260 | 1,255    | ▼        | 3,354 |
| Other               | 2017 | 4   | -   | -   | 1   | -   | -   | -   | -   | -   | -   | -   | -   | 5        | 150%     | 5     |
|                     | 2016 | 1   | -   | 1   | -   | 1   | 1   | 1   | -   | 2   | -   | -   | -   | 2        | ▲        | 7     |

| Filings by Division & Case Category |                               |      |     |     |     |     |     |     |     |     |     |     |     |     |          |          |       |
|-------------------------------------|-------------------------------|------|-----|-----|-----|-----|-----|-----|-----|-----|-----|-----|-----|-----|----------|----------|-------|
|                                     |                               |      | Jan | Feb | Mar | Apr | May | Jun | Jul | Aug | Sep | Oct | Nov | Dec | Thru Apr | % Change | Total |
| Civil                               | Administrative Law            | 2017 | 1   | 1   | 1   | 2   | -   | -   | -   | -   | -   | -   | -   | -   | 5        | 25%      | 5     |
|                                     |                               | 2016 | 2   | -   | 1   | 1   | 2   | 1   | 1   | 2   | 2   | 2   | 1   | 1   | 4        | ▲        | 16    |
|                                     | Contested Divorce             | 2017 | 11  | 8   | 11  | 12  | -   | -   | -   | -   | -   | -   | -   | -   | 42       | -2%      | 42    |
|                                     |                               | 2016 | 6   | 8   | 14  | 15  | 7   | 10  | 13  | 10  | 6   | 8   | 15  | 10  | 43       | ▼        | 122   |
|                                     | Domestic and Family - Level 1 | 2017 | 7   | 7   | 7   | 9   | -   | -   | -   | -   | -   | -   | -   | -   | 30       | 150%     | 30    |
|                                     |                               | 2016 | 1   | 5   | 4   | 2   | 5   | 4   | 3   | -   | 4   | 6   | 7   | 6   | 12       | ▲        | 47    |
|                                     | Domestic and Family - Level 2 | 2017 | 1   | 3   | 5   | 10  | -   | -   | -   | -   | -   | -   | -   | -   | 19       | 111%     | 19    |
|                                     |                               | 2016 | 1   | 4   | 2   | 2   | 4   | 2   | 2   | 9   | 6   | 4   | 4   | 10  | 9        | ▲        | 50    |
|                                     | General Civil - Level 1       | 2017 | 1   | -   | 1   | 1   | -   | -   | -   | -   | -   | -   | -   | -   | 3        | 200%     | 3     |
|                                     |                               | 2016 | -   | -   | 1   | -   | 1   | -   | 1   | 1   | 2   | 2   | 1   | -   | 1        | ▲        | 9     |
|                                     | General Civil - Level 2       | 2017 | 9   | 18  | 13  | 14  | -   | -   | -   | -   | -   | -   | -   | -   | 54       | -17%     | 54    |
|                                     |                               | 2016 | 12  | 12  | 25  | 16  | 21  | 26  | 18  | 17  | 19  | 14  | 13  | 12  | 65       | ▼        | 205   |
|                                     | General Civil - Level 3       | 2017 | 8   | 7   | 8   | 4   | -   | -   | -   | -   | -   | -   | -   | -   | 27       | -31%     | 27    |
|                                     |                               | 2016 | 11  | 9   | 11  | 8   | 11  | 7   | 5   | 15  | 7   | 10  | 15  | 7   | 39       | ▼        | 116   |
| Probates/Wills and Trusts - Level   | 2017                          | -    | -   | -   | 1   | -   | -   | -   | -   | -   | -   | -   | -   | 1   | 0%       | 1        |       |
|                                     | 2016                          | -    | 1   | -   | -   | -   | 1   | -   | -   | -   | -   | -   | -   | 1   | ↔        | 2        |       |
| Probates/Wills and Trusts - Level   | 2017                          | 1    | 2   | 4   | 2   | -   | -   | -   | -   | -   | -   | -   | -   | 9   | -10%     | 9        |       |
|                                     | 2016                          | 2    | 4   | 3   | 1   | 2   | 1   | 4   | 4   | 3   | 4   | 4   | -   | 10  | ▼        | 32       |       |
| Uncontested Divorce                 | 2017                          | 29   | 24  | 34  | 25  | -   | -   | -   | -   | -   | -   | -   | -   | 112 | -2%      | 112      |       |
|                                     | 2016                          | 25   | 27  | 38  | 24  | 34  | 32  | 13  | 27  | 26  | 20  | 25  | 22  | 114 | ▼        | 313      |       |
|                                     |                               |      |     |     |     |     |     |     |     |     |     |     |     |     |          |          |       |
| Criminal                            | Capital Murder                | 2017 | -   | -   | -   | 1   | -   | -   | -   | -   | -   | -   | -   | -   | 1        | 1        | 1     |
|                                     |                               | 2016 | -   | -   | -   | -   | -   | -   | -   | -   | -   | 4   | -   | -   | 0        | ↔        | 4     |
|                                     | Misdemeanor                   | 2017 | 113 | 128 | 84  | 84  | -   | -   | -   | -   | -   | -   | -   | -   | 409      | -13%     | 409   |
|                                     |                               | 2016 | 132 | 112 | 110 | 118 | 81  | 91  | 88  | 119 | 64  | 117 | 76  | 110 | 472      | ▼        | 1,218 |
|                                     | Non-Capital Felonies and      | 2017 | 281 | 264 | 176 | 158 | -   | -   | -   | -   | -   | -   | -   | -   | 879      | -2%      | 879   |
|                                     |                               | 2016 | 263 | 206 | 148 | 276 | 176 | 252 | 246 | 327 | 172 | 257 | 239 | 200 | 893      | ▼        | 2,762 |
| Other Criminally Related Matters    | 2017                          | 20   | 12  | 18  | 15  | -   | -   | -   | -   | -   | -   | -   | -   | 65  | 12%      | 65       |       |
|                                     | 2016                          | 14   | 11  | 17  | 16  | 16  | 13  | 19  | 9   | 11  | 19  | 24  | 18  | 58  | ▲        | 187      |       |
|                                     |                               |      |     |     |     |     |     |     |     |     |     |     |     |     |          |          |       |
| Miscellaneous                       |                               | 2017 | 273 | 271 | 292 | 230 | -   | -   | -   | -   | -   | -   | -   | -   | 1,066    | -15%     | 1,066 |
|                                     |                               | 2016 | 315 | 321 | 373 | 246 | 222 | 268 | 262 | 285 | 225 | 267 | 310 | 260 | 1,255    | ▼        | 3,354 |
|                                     |                               |      |     |     |     |     |     |     |     |     |     |     |     |     |          |          |       |
| Other                               |                               | 2017 | 4   | -   | -   | 1   | -   | -   | -   | -   | -   | -   | -   | -   | 5        | 150%     | 5     |
|                                     |                               | 2016 | 1   | -   | 1   | -   | 1   | 1   | 1   | -   | 2   | -   | -   | -   | 2        | ▲        | 7     |
|                                     |                               |      |     |     |     |     |     |     |     |     |     |     |     |     |          |          |       |



January 2016 -- April 2017 Filings

Dashboard

Court: Westmoreland Circuit

Circuit/Court ID: 15

Start/End Date: Jan-16 / Apr-17

215193

2016 Average Month: 84

Type of Case: Filings

Jan-Apr 2016: 426

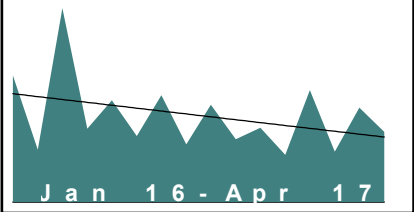
2017 Average Month:78

Filings Trending: ▼

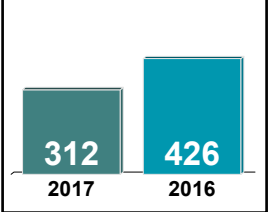
Jan-Apr 2017 : 312

Overall AVG. Month: 83

Monthly Filings Summary



Jan --- Apr Filings



| Filings by Division |      |     |     |     |     |     |     |     |     |     |     |     |     |          |          |       |
|---------------------|------|-----|-----|-----|-----|-----|-----|-----|-----|-----|-----|-----|-----|----------|----------|-------|
|                     |      | Jan | Feb | Mar | Apr | May | Jun | Jul | Aug | Sep | Oct | Nov | Dec | Thru Apr | % Change | Total |
| Total               | 2017 | 107 | 48  | 90  | 67  | -   | -   | -   | -   | -   | -   | -   | -   | 312      | -27%     | 312   |
|                     | 2016 | 121 | 50  | 185 | 70  | 97  | 63  | 102 | 55  | 93  | 60  | 71  | 45  | 426      | ▼        | 1,012 |
| Civil               | 2017 | 15  | 5   | 8   | 10  | -   | -   | -   | -   | -   | -   | -   | -   | 38       | 27%      | 38    |
|                     | 2016 | 6   | 9   | 7   | 8   | 10  | 10  | 22  | 8   | 7   | 2   | 9   | 5   | 30       | ▲        | 103   |
| Criminal            | 2017 | 68  | 15  | 48  | 37  | -   | -   | -   | -   | -   | -   | -   | -   | 168      | -38%     | 168   |
|                     | 2016 | 74  | 10  | 141 | 45  | 55  | 33  | 50  | 29  | 55  | 32  | 22  | 21  | 270      | ▼        | 567   |
| Miscellaneous       | 2017 | 24  | 26  | 33  | 19  | -   | -   | -   | -   | -   | -   | -   | -   | 102      | -16%     | 102   |
|                     | 2016 | 40  | 29  | 36  | 17  | 31  | 19  | 30  | 18  | 31  | 26  | 40  | 18  | 122      | ▼        | 335   |
| Other               | 2017 | -   | 2   | 1   | 1   | -   | -   | -   | -   | -   | -   | -   | -   | 4        | 0%       | 4     |
|                     | 2016 | 1   | 2   | 1   | -   | 1   | 1   | -   | -   | -   | -   | -   | 1   | 4        | ↔        | 7     |

| Filings by Division & Case Category |                                   |      |     |     |     |     |     |     |     |     |     |     |     |          |          |       |
|-------------------------------------|-----------------------------------|------|-----|-----|-----|-----|-----|-----|-----|-----|-----|-----|-----|----------|----------|-------|
|                                     |                                   | Jan  | Feb | Mar | Apr | May | Jun | Jul | Aug | Sep | Oct | Nov | Dec | Thru Apr | % Change | Total |
| Civil                               | Contested Divorce                 | 2017 | 2   | -   | 2   | 1   | -   | -   | -   | -   | -   | -   | -   | 5        | 67%      | 5     |
|                                     |                                   | 2016 | -   | -   | 1   | 2   | -   | 1   | -   | 1   | -   | -   | -   | 3        | ▲        | 5     |
|                                     | Domestic and Family - Level 1     | 2017 | 1   | -   | 1   | -   | -   | -   | -   | -   | -   | -   | -   | 2        | 100%     | 2     |
|                                     |                                   | 2016 | -   | -   | -   | 1   | -   | 2   | 1   | -   | -   | 3   | 1   | 1        | ▲        | 8     |
|                                     | Domestic and Family - Level 2     | 2017 | -   | -   | 1   | -   | -   | -   | -   | -   | -   | -   | -   | 1        | 1        | 1     |
|                                     |                                   | 2016 | -   | -   | -   | -   | 2   | -   | -   | -   | -   | -   | -   | 0        | ↔        | 2     |
|                                     | General Civil - Level 2           | 2017 | 2   | 1   | -   | -   | -   | -   | -   | -   | -   | -   | -   | 3        | -79%     | 3     |
|                                     |                                   | 2016 | 2   | 6   | 5   | 1   | 7   | 2   | 3   | 4   | 1   | 1   | 1   | 14       | ▼        | 34    |
|                                     | General Civil - Level 3           | 2017 | 4   | 1   | -   | 3   | -   | -   | -   | -   | -   | -   | -   | 8        | 60%      | 8     |
|                                     |                                   | 2016 | 3   | -   | -   | 2   | -   | 4   | 17  | 2   | -   | -   | 3   | 5        | ▲        | 31    |
| Criminal                            | Probates/Wills and Trusts - Level | 2017 | -   | 1   | -   | -   | -   | -   | -   | -   | -   | -   | -   | 1        | 1        | 1     |
|                                     |                                   | 2016 | -   | -   | -   | -   | -   | -   | -   | -   | -   | -   | -   | 0        | ↔        | 0     |
|                                     | Probates/Wills and Trusts - Level | 2017 | -   | -   | -   | 1   | -   | -   | -   | -   | -   | -   | -   | 1        | 0%       | 1     |
|                                     |                                   | 2016 | -   | 1   | -   | -   | 1   | -   | -   | -   | 1   | 2   | -   | 1        | ↔        | 5     |
|                                     | Uncontested Divorce               | 2017 | 6   | 2   | 4   | 5   | -   | -   | -   | -   | -   | -   | -   | 17       | 183%     | 17    |
|                                     |                                   | 2016 | 1   | 2   | 1   | 2   | 1   | 2   | -   | 5   | 1   | -   | 3   | 6        | ▲        | 18    |
|                                     | Misdemeanor                       | 2017 | 8   | 5   | 7   | -   | -   | -   | -   | -   | -   | -   | -   | 20       | -33%     | 20    |
|                                     |                                   | 2016 | 16  | 2   | 5   | 7   | 4   | 8   | 9   | 5   | 10  | 9   | 7   | 30       | ▼        | 90    |
|                                     | Non-Capital Felonies and          | 2017 | 57  | 7   | 20  | 37  | -   | -   | -   | -   | -   | -   | -   | 121      | -46%     | 121   |
|                                     |                                   | 2016 | 52  | 7   | 135 | 30  | 50  | 24  | 35  | 13  | 42  | 18  | 13  | 224      | ▼        | 432   |
| Other                               | Other Criminally Related Matters  | 2017 | 3   | 3   | 21  | -   | -   | -   | -   | -   | -   | -   | -   | 27       | 69%      | 27    |
|                                     |                                   | 2016 | 6   | 1   | 1   | 8   | 1   | 1   | 6   | 11  | 3   | 5   | 2   | 16       | ▲        | 45    |
| Miscellaneous                       |                                   | 2017 | 24  | 26  | 33  | 19  | -   | -   | -   | -   | -   | -   | -   | 102      | -16%     | 102   |
|                                     |                                   | 2016 | 40  | 29  | 36  | 17  | 31  | 19  | 30  | 18  | 31  | 26  | 40  | 122      | ▼        | 335   |
| Other                               |                                   | 2017 | -   | 2   | 1   | 1   | -   | -   | -   | -   | -   | -   | -   | 4        | 0%       | 4     |
|                                     |                                   | 2016 | 1   | 2   | 1   | -   | 1   | 1   | -   | -   | -   | -   | 1   | 4        | ↔        | 7     |


January 2016 -- April 2017 Filings

## Dashboard

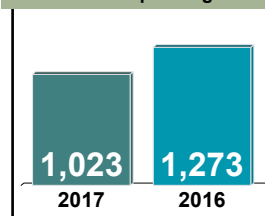
**Court:** Fredericksburg Circuit  
**Start/End Date:** Jan-16 / Apr-17  
**2016 Average Month:** 309  
**Jan-Apr 2016:** 1,273  
**Filings Trending:** ▼

**Circuit/Court ID:** 15  
 215630  
**Type of Case:** Filings  
**2017 Average Month:** 256  
**Jan-Apr 2017 :** 1,023  
**Overall AVG. Month:** 295

## Monthly Filings Summary



## Jan --- Apr Filings



## Filings by Division

|                      |      | Jan | Feb | Mar | Apr | May | Jun | Jul | Aug | Sep | Oct | Nov | Dec | Thru Apr | % Change | Total |
|----------------------|------|-----|-----|-----|-----|-----|-----|-----|-----|-----|-----|-----|-----|----------|----------|-------|
| <b>Total</b>         | 2017 | 227 | 274 | 271 | 251 | -   | -   | -   | -   | -   | -   | -   | -   | 1,023    | -20%     | 1,023 |
|                      | 2016 | 291 | 306 | 378 | 298 | 295 | 350 | 298 | 275 | 344 | 385 | 245 | 239 | 1,273    | ▼        | 3,704 |
| <b>Civil</b>         | 2017 | 26  | 20  | 42  | 42  | -   | -   | -   | -   | -   | -   | -   | -   | 130      | -56%     | 130   |
|                      | 2016 | 56  | 82  | 94  | 64  | 114 | 65  | 61  | 66  | 90  | 51  | 51  | 57  | 296      | ▼        | 851   |
| <b>Criminal</b>      | 2017 | 156 | 207 | 172 | 178 | -   | -   | -   | -   | -   | -   | -   | -   | 713      | -9%      | 713   |
|                      | 2016 | 182 | 166 | 246 | 192 | 143 | 237 | 190 | 168 | 204 | 298 | 163 | 153 | 786      | ▼        | 2,342 |
| <b>Miscellaneous</b> | 2017 | 43  | 45  | 55  | 29  | -   | -   | -   | -   | -   | -   | -   | -   | 172      | -6%      | 172   |
|                      | 2016 | 52  | 55  | 37  | 39  | 38  | 44  | 37  | 41  | 46  | 33  | 30  | 26  | 183      | ▼        | 478   |
| <b>Other</b>         | 2017 | 2   | 2   | 2   | 2   | -   | -   | -   | -   | -   | -   | -   | -   | 8        | 0%       | 8     |
|                      | 2016 | 1   | 3   | 1   | 3   | -   | 4   | 10  | -   | 4   | 3   | 1   | 3   | 8        | ↔        | 33    |

## Filings by Division &amp; Case Category

|                      |  | Jan  | Feb | Mar | Apr | May | Jun | Jul | Aug | Sep | Oct | Nov | Dec | Thru Apr | % Change | Total |
|----------------------|--|------|-----|-----|-----|-----|-----|-----|-----|-----|-----|-----|-----|----------|----------|-------|
| <b>Civil</b>         | <b>Administrative Law</b>                | 2017 | -   | -   | -   | -   | -   | -   | -   | -   | -   | -   | -   | 0        | -100%    | 0     |
|                      |  | 2016 | -   | 1   | -   | 1   | 1   | -   | -   | -   | 1   | -   | 2   | 2        | ▼        | 6     |
|                      | <b>Contested Divorce</b>                 | 2017 | 2   | 4   | 5   | 4   | -   | -   | -   | -   | -   | -   | -   | 15       | -65%     | 15    |
|                      |  | 2016 | 6   | 11  | 15  | 11  | 18  | 5   | 12  | 8   | 12  | 4   | 4   | 43       | ▼        | 111   |
|                      | <b>Domestic and Family - Level 1</b>     | 2017 | 1   | -   | -   | 1   | -   | -   | -   | -   | -   | -   | -   | 2        | -67%     | 2     |
|                      |  | 2016 | -   | 4   | -   | 2   | 1   | -   | -   | 3   | 1   | -   | 8   | 6        | ▼        | 19    |
|                      | <b>Domestic and Family - Level 2</b>     | 2017 | 14  | -   | 10  | 10  | -   | -   | -   | -   | -   | -   | -   | 34       | -46%     | 34    |
|                      |  | 2016 | 11  | 20  | 23  | 9   | 51  | 25  | 14  | 26  | 31  | 25  | 23  | 63       | ▼        | 283   |
|                      | <b>General Civil - Level 1</b>           | 2017 | -   | 1   | 3   | -   | -   | -   | -   | -   | -   | -   | -   | 4        | 100%     | 4     |
|                      |  | 2016 | -   | 1   | 1   | -   | 1   | 3   | 2   | 2   | 1   | 1   | 1   | 2        | ▲        | 14    |
|                      | <b>General Civil - Level 2</b>           | 2017 | 5   | 2   | 5   | 13  | -   | -   | -   | -   | -   | -   | -   | 25       | -7%      | 25    |
|                      |  | 2016 | 8   | 7   | 4   | 8   | 6   | 10  | 11  | 10  | 8   | 4   | 6   | 27       | ▼        | 87    |
| <b>Criminal</b>      | <b>General Civil - Level 3</b>           | 2017 | 2   | 5   | 8   | 3   | -   | -   | -   | -   | -   | -   | -   | 18       | -10%     | 18    |
|                      |  | 2016 | 4   | 5   | 6   | 5   | 5   | 5   | 1   | 7   | 12  | 5   | 8   | 20       | ▼        | 67    |
|                      | <b>Probates/Wills and Trusts - Level</b> | 2017 | -   | 1   | 3   | 2   | -   | -   | -   | -   | -   | -   | -   | 6        | 200%     | 6     |
|                      |  | 2016 | -   | -   | 1   | 1   | 1   | 2   | -   | 4   | 1   | -   | -   | 2        | ▲        | 10    |
|                      | <b>Uncontested Divorce</b>               | 2017 | 2   | 7   | 8   | 9   | -   | -   | -   | -   | -   | -   | -   | 26       | -80%     | 26    |
|                      |  | 2016 | 27  | 33  | 44  | 27  | 30  | 15  | 21  | 13  | 19  | 8   | 11  | 131      | ▼        | 254   |
|                      | <b>Misdemeanor</b>                       | 2017 | 56  | 48  | 44  | 38  | -   | -   | -   | -   | -   | -   | -   | 186      | -5%      | 186   |
|                      |  | 2016 | 70  | 51  | 39  | 35  | 31  | 51  | 50  | 42  | 49  | 76  | 44  | 195      | ▼        | 577   |
|                      | <b>Non-Capital Felonies and</b>          | 2017 | 99  | 152 | 121 | 138 | -   | -   | -   | -   | -   | -   | -   | 510      | -11%     | 510   |
|                      |  | 2016 | 109 | 107 | 202 | 153 | 109 | 182 | 137 | 122 | 153 | 216 | 113 | 571      | ▼        | 1,714 |
|                      | <b>Other Criminally Related Matters</b>  | 2017 | 1   | 7   | 7   | 2   | -   | -   | -   | -   | -   | -   | -   | 17       | -15%     | 17    |
|                      |  | 2016 | 3   | 8   | 5   | 4   | 3   | 4   | 3   | 4   | 2   | 6   | 6   | 20       | ▼        | 51    |
| <b>Miscellaneous</b> |  | 2017 | 43  | 45  | 55  | 29  | -   | -   | -   | -   | -   | -   | -   | 172      | -6%      | 172   |
|                      |  | 2016 | 52  | 55  | 37  | 39  | 38  | 44  | 37  | 41  | 46  | 33  | 30  | 183      | ▼        | 478   |
| <b>Other</b>         |  | 2017 | 2   | 2   | 2   | 2   | -   | -   | -   | -   | -   | -   | -   | 8        | 0%       | 8     |
|                      |  | 2016 | 1   | 3   | 1   | 3   | -   | 4   | 10  | -   | 4   | 3   | 1   | 8        | ↔        | 33    |

January 2016 -- April 2017 Filings

Dashboard

Court: Albemarle Circuit

Circuit/Court ID: 16

Start/End Date: Jan-16 / Apr-17

216003

2016 Average Month: 315

Type of Case: Filings

Jan-Apr 2016: 1,342


2017 Average Month:338

Filings Trending: ↔

Jan-Apr 2017 : 1,351

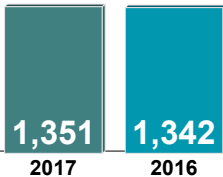
Overall AVG. Month: 321

Monthly Filings Summary



Jan 16 - Apr 17

Jan --- Apr Filings



1,351 1,342

2017 2016

| Filings by Division |      |     |     |     |     |     |     |     |     |     |     |     |     |          |          |       |
|---------------------|------|-----|-----|-----|-----|-----|-----|-----|-----|-----|-----|-----|-----|----------|----------|-------|
|                     |      | Jan | Feb | Mar | Apr | May | Jun | Jul | Aug | Sep | Oct | Nov | Dec | Thru Apr | % Change | Total |
| Total               | 2017 | 340 | 358 | 363 | 290 | -   | -   | -   | -   | -   | -   | -   | -   | 1,351    | 1%       | 1,351 |
|                     | 2016 | 333 | 330 | 370 | 309 | 288 | 289 | 312 | 289 | 321 | 316 | 319 | 301 | 1,342    | ▲        | 3,777 |
| Civil               | 2017 | 42  | 104 | 98  | 66  | -   | -   | -   | -   | -   | -   | -   | -   | 310      | -9%      | 310   |
|                     | 2016 | 76  | 120 | 81  | 63  | 78  | 55  | 53  | 59  | 58  | 60  | 63  | 51  | 340      | ▼        | 817   |
| Criminal            | 2017 | 122 | 127 | 89  | 86  | -   | -   | -   | -   | -   | -   | -   | -   | 424      | 19%      | 424   |
|                     | 2016 | 88  | 65  | 110 | 94  | 80  | 90  | 88  | 97  | 104 | 94  | 109 | 112 | 357      | ▲        | 1,131 |
| Miscellaneous       | 2017 | 171 | 124 | 174 | 131 | -   | -   | -   | -   | -   | -   | -   | -   | 600      | -3%      | 600   |
|                     | 2016 | 161 | 141 | 172 | 145 | 127 | 138 | 168 | 133 | 153 | 158 | 142 | 135 | 619      | ▼        | 1,773 |
| Other               | 2017 | 5   | 3   | 2   | 7   | -   | -   | -   | -   | -   | -   | -   | -   | 17       | -35%     | 17    |
|                     | 2016 | 8   | 4   | 7   | 7   | 3   | 6   | 3   | -   | 6   | 4   | 5   | 3   | 26       | ▼        | 56    |

| Filings by Division & Case Category |                                   |      |     |     |     |     |     |     |     |     |     |     |     |          |          |       |
|-------------------------------------|-----------------------------------|------|-----|-----|-----|-----|-----|-----|-----|-----|-----|-----|-----|----------|----------|-------|
|                                     |                                   | Jan  | Feb | Mar | Apr | May | Jun | Jul | Aug | Sep | Oct | Nov | Dec | Thru Apr | % Change | Total |
| Civil                               | Administrative Law                | 2017 | -   | -   | -   | -   | -   | -   | -   | -   | -   | -   | -   | 0        | 0        | 0     |
|                                     |                                   | 2016 | -   | -   | -   | -   | -   | -   | -   | -   | -   | 1   | -   | 0        | ↔        | 1     |
|                                     | Contested Divorce                 | 2017 | 11  | 8   | 11  | 5   | -   | -   | -   | -   | -   | -   | -   | 35       | 17%      | 35    |
|                                     |                                   | 2016 | 5   | 12  | 9   | 4   | 4   | 7   | 6   | 5   | 11  | 7   | 2   | 30       | ▲        | 74    |
|                                     | Domestic and Family - Level 1     | 2017 | 2   | 1   | 1   | 6   | -   | -   | -   | -   | -   | -   | -   | 10       | 25%      | 10    |
|                                     |                                   | 2016 | 1   | 2   | 3   | 2   | 6   | 1   | 4   | 1   | 2   | -   | 2   | 8        | ▲        | 26    |
|                                     | Domestic and Family - Level 2     | 2017 | 1   | 4   | 3   | 8   | -   | -   | -   | -   | -   | -   | -   | 16       | -6%      | 16    |
|                                     |                                   | 2016 | -   | 5   | 7   | 5   | 12  | 10  | 5   | 8   | 4   | 9   | 5   | 17       | ▼        | 76    |
|                                     | General Civil - Level 1           | 2017 | 3   | 5   | 2   | 2   | -   | -   | -   | -   | -   | -   | -   | 12       | 33%      | 12    |
|                                     |                                   | 2016 | 2   | 5   | 2   | -   | -   | 2   | -   | 1   | -   | -   | -   | 9        | ▲        | 12    |
|                                     | General Civil - Level 2           | 2017 | 8   | 49  | 36  | 16  | -   | -   | -   | -   | -   | -   | -   | 109      | -17%     | 109   |
|                                     |                                   | 2016 | 26  | 47  | 32  | 27  | 24  | 18  | 15  | 24  | 17  | 27  | 17  | 132      | ▼        | 291   |
|                                     | General Civil - Level 3           | 2017 | 5   | 20  | 25  | 9   | -   | -   | -   | -   | -   | -   | -   | 59       | -13%     | 59    |
|                                     |                                   | 2016 | 23  | 28  | 10  | 7   | 10  | 5   | 5   | 7   | 4   | 10  | 3   | 68       | ▼        | 117   |
| Criminal                            | Probates/Wills and Trusts - Level | 2017 | 1   | -   | -   | -   | -   | -   | -   | -   | -   | -   | -   | 1        | 0%       | 1     |
|                                     |                                   | 2016 | -   | 1   | -   | -   | -   | -   | -   | -   | -   | -   | -   | 1        | ↔        | 1     |
|                                     | Probates/Wills and Trusts - Level | 2017 | 1   | 2   | 5   | 4   | -   | -   | -   | -   | -   | -   | -   | 12       | 20%      | 12    |
|                                     |                                   | 2016 | 3   | 4   | 3   | -   | 3   | 2   | 3   | 2   | 4   | 3   | 2   | 10       | ▲        | 32    |
|                                     | Uncontested Divorce               | 2017 | 10  | 15  | 15  | 16  | -   | -   | -   | -   | -   | -   | -   | 56       | -14%     | 56    |
|                                     |                                   | 2016 | 16  | 16  | 15  | 18  | 19  | 12  | 13  | 12  | 14  | 15  | 19  | 65       | ▼        | 187   |
|                                     | Misdemeanor                       | 2017 | 30  | 30  | 23  | 24  | -   | -   | -   | -   | -   | -   | -   | 107      | 3%       | 107   |
|                                     |                                   | 2016 | 38  | 9   | 32  | 25  | 22  | 22  | 25  | 24  | 27  | 16  | 39  | 104      | ▲        | 300   |
|                                     | Non-Capital Felonies and          | 2017 | 83  | 92  | 58  | 61  | -   | -   | -   | -   | -   | -   | -   | 294      | 19%      | 294   |
|                                     |                                   | 2016 | 49  | 56  | 76  | 66  | 58  | 64  | 61  | 70  | 75  | 63  | 90  | 247      | ▲        | 805   |
| Miscellaneous                       | Other Criminally Related Matters  | 2017 | 9   | 5   | 8   | 1   | -   | -   | -   | -   | -   | -   | -   | 23       | 283%     | 23    |
|                                     |                                   | 2016 | 1   | -   | 2   | 3   | -   | 4   | 2   | 3   | 2   | 1   | 7   | 6        | ▲        | 26    |
| Other                               | Miscellaneous                     | 2017 | 171 | 124 | 174 | 131 | -   | -   | -   | -   | -   | -   | -   | 600      | -3%      | 600   |
|                                     |                                   | 2016 | 161 | 141 | 172 | 145 | 127 | 138 | 168 | 133 | 153 | 158 | 142 | 619      | ▼        | 1,773 |
| Other                               | Other                             | 2017 | 5   | 3   | 2   | 7   | -   | -   | -   | -   | -   | -   | -   | 17       | -35%     | 17    |
|                                     |                                   | 2016 | 8   | 4   | 7   | 7   | 3   | 6   | 3   | -   | 6   | 4   | 5   | 26       | ▼        | 56    |

January 2016 -- April 2017 Filings

Dashboard

Court: Culpeper Circuit

Start/End Date: Jan-16 / Apr-17

2016 Average Month: 202

Jan-Apr 2016: 806

Filings Trending: ⇄

Circuit/Court ID: 16

216047

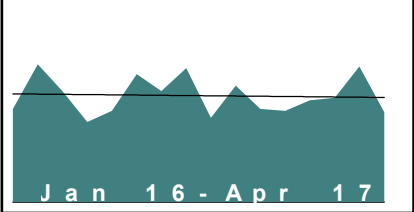
Type of Case: Filings

2017 Average Month: 206

Jan-Apr 2017 : 824

Overall AVG. Month: 203

Monthly Filings Summary



Jan --- Apr Filings

824

2017

806

2016

| Filings by Division |      |     |     |     |     |     |     |     |     |     |     |     |     |          |          |       |
|---------------------|------|-----|-----|-----|-----|-----|-----|-----|-----|-----|-----|-----|-----|----------|----------|-------|
|                     |      | Jan | Feb | Mar | Apr | May | Jun | Jul | Aug | Sep | Oct | Nov | Dec | Thru Apr | % Change | Total |
| Total               | 2017 | 194 | 199 | 259 | 172 | -   | -   | -   | -   | -   | -   | -   | -   | 824      | 2%       | 824   |
|                     | 2016 | 178 | 263 | 212 | 153 | 174 | 244 | 212 | 256 | 161 | 222 | 178 | 174 | 806      | ▲        | 2,427 |
| Civil               | 2017 | 30  | 25  | 54  | 28  | -   | -   | -   | -   | -   | -   | -   | -   | 137      | 4%       | 137   |
|                     | 2016 | 26  | 34  | 45  | 27  | 35  | 34  | 40  | 33  | 28  | 36  | 23  | 24  | 132      | ▲        | 385   |
| Criminal            | 2017 | 68  | 75  | 100 | 66  | -   | -   | -   | -   | -   | -   | -   | -   | 309      | 42%      | 309   |
|                     | 2016 | 33  | 81  | 47  | 57  | 55  | 126 | 68  | 123 | 54  | 107 | 67  | 69  | 218      | ▲        | 887   |
| Miscellaneous       | 2017 | 95  | 98  | 105 | 76  | -   | -   | -   | -   | -   | -   | -   | -   | 374      | -18%     | 374   |
|                     | 2016 | 119 | 147 | 119 | 69  | 81  | 80  | 100 | 99  | 78  | 76  | 86  | 81  | 454      | ▼        | 1,135 |
| Other               | 2017 | 1   | 1   | -   | 2   | -   | -   | -   | -   | -   | -   | -   | -   | 4        | 100%     | 4     |
|                     | 2016 | -   | 1   | 1   | -   | 3   | 4   | 4   | 1   | 1   | 3   | 2   | -   | 2        | ▲        | 20    |

| Filings by Division & Case Category |                                   |      |     |     |     |     |     |     |     |     |     |     |     |          |          |       |
|-------------------------------------|-----------------------------------|------|-----|-----|-----|-----|-----|-----|-----|-----|-----|-----|-----|----------|----------|-------|
|                                     |                                   | Jan  | Feb | Mar | Apr | May | Jun | Jul | Aug | Sep | Oct | Nov | Dec | Thru Apr | % Change | Total |
| Civil                               | Administrative Law                | 2017 | -   | -   | -   | -   | -   | -   | -   | -   | -   | -   | -   | 0        | 0        | 0     |
|                                     |                                   | 2016 | -   | -   | -   | -   | 1   | -   | 1   | -   | 1   | -   | 1   | 0        | ⇄        | 4     |
|                                     | Contested Divorce                 | 2017 | 4   | 5   | 11  | 1   | -   | -   | -   | -   | -   | -   | -   | 21       | 24%      | 21    |
|                                     |                                   | 2016 | 2   | 4   | 7   | 4   | 3   | 3   | 7   | 5   | 2   | 4   | 4   | 17       | ▲        | 47    |
|                                     | Domestic and Family - Level 1     | 2017 | 2   | 1   | 5   | 1   | -   | -   | -   | -   | -   | -   | -   | 9        | -18%     | 9     |
|                                     |                                   | 2016 | 3   | 4   | 3   | 1   | 4   | 3   | 2   | 7   | 2   | 4   | 3   | 11       | ▼        | 40    |
|                                     | Domestic and Family - Level 2     | 2017 | 5   | 4   | 2   | 5   | -   | -   | -   | -   | -   | -   | -   | 16       | 129%     | 16    |
|                                     |                                   | 2016 | 3   | 1   | 2   | 1   | 2   | 2   | 1   | 4   | 3   | 1   | 3   | 7        | ▲        | 25    |
|                                     | General Civil - Level 1           | 2017 | 1   | 2   | 1   | 1   | -   | -   | -   | -   | -   | -   | -   | 5        | 5        | 5     |
|                                     |                                   | 2016 | -   | -   | -   | -   | 1   | -   | 1   | 1   | 1   | 1   | -   | 0        | ⇄        | 5     |
|                                     | General Civil - Level 2           | 2017 | 5   | 1   | 7   | 3   | -   | -   | -   | -   | -   | -   | -   | 16       | -56%     | 16    |
|                                     |                                   | 2016 | 7   | 7   | 16  | 6   | 8   | 8   | 11  | 5   | 4   | 11  | 3   | 36       | ▼        | 89    |
|                                     | General Civil - Level 3           | 2017 | 4   | 2   | 7   | 2   | -   | -   | -   | -   | -   | -   | -   | 15       | -12%     | 15    |
|                                     |                                   | 2016 | 4   | 3   | 7   | 3   | 5   | 4   | 5   | -   | 4   | 3   | 4   | 17       | ▼        | 44    |
| Criminal                            | Probates/Wills and Trusts - Level | 2017 | -   | -   | 1   | -   | -   | -   | -   | -   | -   | -   | -   | 1        | 1        | 1     |
|                                     |                                   | 2016 | -   | -   | -   | -   | -   | 1   | -   | -   | -   | -   | -   | 0        | ⇄        | 1     |
|                                     | Probates/Wills and Trusts - Level | 2017 | -   | 1   | -   | 2   | -   | -   | -   | -   | -   | -   | -   | 3        | 50%      | 3     |
|                                     |                                   | 2016 | -   | 1   | 1   | -   | 1   | -   | -   | 1   | 1   | -   | 1   | 2        | ▲        | 6     |
|                                     | Uncontested Divorce               | 2017 | 9   | 9   | 20  | 13  | -   | -   | -   | -   | -   | -   | -   | 51       | 21%      | 51    |
|                                     |                                   | 2016 | 7   | 14  | 9   | 12  | 11  | 13  | 12  | 11  | 10  | 11  | 5   | 42       | ▲        | 124   |
|                                     | Capital Murder                    | 2017 | -   | -   | -   | -   | -   | -   | -   | -   | -   | -   | -   | 0        | -100%    | 0     |
|                                     |                                   | 2016 | -   | 8   | -   | -   | -   | -   | -   | -   | -   | -   | -   | 8        | ▼        | 8     |
|                                     | Misdemeanor                       | 2017 | 8   | 13  | 23  | 17  | -   | -   | -   | -   | -   | -   | -   | 61       | 85%      | 61    |
|                                     |                                   | 2016 | 1   | 11  | 11  | 10  | 6   | 33  | 13  | 30  | 13  | 12  | 18  | 33       | ▲        | 181   |
| Miscellaneous                       | Non-Capital Felonies and          | 2017 | 58  | 60  | 75  | 46  | -   | -   | -   | -   | -   | -   | -   | 239      | 46%      | 239   |
|                                     |                                   | 2016 | 30  | 59  | 32  | 43  | 46  | 90  | 53  | 91  | 38  | 82  | 52  | 164      | ▲        | 666   |
|                                     | Other Criminally Related Matters  | 2017 | 2   | 2   | 2   | 3   | -   | -   | -   | -   | -   | -   | -   | 9        | -31%     | 9     |
|                                     |                                   | 2016 | 2   | 3   | 4   | 4   | 3   | 3   | 2   | 2   | 3   | 3   | 1   | 13       | ▼        | 32    |
| Other                               | Miscellaneous                     | 2017 | 95  | 98  | 105 | 76  | -   | -   | -   | -   | -   | -   | -   | 374      | -18%     | 374   |
|                                     |                                   | 2016 | 119 | 147 | 119 | 69  | 81  | 80  | 100 | 99  | 78  | 76  | 86  | 454      | ▼        | 1,135 |
|                                     | Other                             | 2017 | 1   | 1   | -   | 2   | -   | -   | -   | -   | -   | -   | -   | 4        | 100%     | 4     |
|                                     |                                   | 2016 | -   | 1   | 1   | -   | 3   | 4   | 4   | 1   | 1   | 3   | 2   | 2        | ▲        | 20    |

January 2016 -- April 2017 Filings

Dashboard

Court: Fluvanna Circuit

Circuit/Court ID: 16

Start/End Date: Jan-16 / Apr-17

216065

2016 Average Month: 102

Type of Case: Filings

Jan-Apr 2016: 426

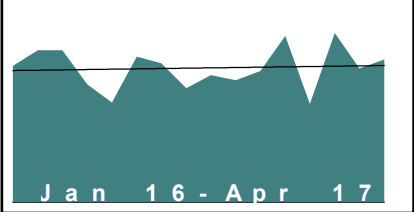
2017 Average Month: 104

Filings Trending: ▼

Jan-Apr 2017 : 415

Overall AVG. Month: 102

Monthly Filings Summary



Jan --- Apr Filings

415

2017

426

2016

| Filings by Division |      |     |     |     |     |     |     |     |     |     |     |     |     |          |          |       |
|---------------------|------|-----|-----|-----|-----|-----|-----|-----|-----|-----|-----|-----|-----|----------|----------|-------|
|                     |      | Jan | Feb | Mar | Apr | May | Jun | Jul | Aug | Sep | Oct | Nov | Dec | Thru Apr | % Change | Total |
| Total               | 2017 | 75  | 129 | 102 | 109 | -   | -   | -   | -   | -   | -   | -   | -   | 415      | -3%      | 415   |
|                     | 2016 | 104 | 116 | 116 | 90  | 76  | 111 | 106 | 87  | 97  | 93  | 100 | 127 | 426      | ▼        | 1,223 |
| Civil               | 2017 | 14  | 12  | 11  | 14  | -   | -   | -   | -   | -   | -   | -   | -   | 51       | 13%      | 51    |
|                     | 2016 | 8   | 15  | 13  | 9   | 8   | 23  | 14  | 16  | 14  | 19  | 14  | 11  | 45       | ▲        | 164   |
| Criminal            | 2017 | 14  | 69  | 24  | 56  | -   | -   | -   | -   | -   | -   | -   | -   | 163      | 15%      | 163   |
|                     | 2016 | 15  | 34  | 54  | 39  | 21  | 38  | 36  | 36  | 32  | 32  | 26  | 59  | 142      | ▲        | 422   |
| Miscellaneous       | 2017 | 47  | 47  | 66  | 39  | -   | -   | -   | -   | -   | -   | -   | -   | 199      | -17%     | 199   |
|                     | 2016 | 81  | 67  | 49  | 42  | 47  | 50  | 56  | 35  | 51  | 42  | 60  | 57  | 239      | ▼        | 637   |
| Other               | 2017 | -   | 1   | 1   | -   | -   | -   | -   | -   | -   | -   | -   | -   | 2        | 2        | 2     |
|                     | 2016 | -   | -   | -   | -   | -   | -   | -   | -   | -   | -   | -   | -   | 0        | ↔        | 0     |

| Filings by Division & Case Category |                                   |      |     |     |     |     |     |     |     |     |     |     |     |          |          |       |
|-------------------------------------|-----------------------------------|------|-----|-----|-----|-----|-----|-----|-----|-----|-----|-----|-----|----------|----------|-------|
|                                     |                                   | Jan  | Feb | Mar | Apr | May | Jun | Jul | Aug | Sep | Oct | Nov | Dec | Thru Apr | % Change | Total |
| Civil                               | Administrative Law                | 2017 | -   | -   | -   | -   | -   | -   | -   | -   | -   | -   | -   | 0        | -100%    | 0     |
|                                     |                                   | 2016 | 1   | -   | -   | -   | -   | -   | -   | -   | -   | -   | 1   | 1        | ▼        | 2     |
|                                     | Contested Divorce                 | 2017 | 2   | -   | 1   | 3   | -   | -   | -   | -   | -   | -   | -   | 6        | -14%     | 6     |
|                                     |                                   | 2016 | 1   | 2   | 3   | 1   | 3   | 3   | 1   | 2   | 2   | -   | 2   | 7        | ▼        | 23    |
|                                     | Domestic and Family - Level 1     | 2017 | 1   | 1   | 1   | 2   | -   | -   | -   | -   | -   | -   | -   | 5        | 25%      | 5     |
|                                     |                                   | 2016 | 1   | 3   | -   | -   | 1   | -   | 2   | 2   | 1   | 1   | -   | 4        | ▲        | 11    |
|                                     | Domestic and Family - Level 2     | 2017 | 1   | 5   | 3   | -   | -   | -   | -   | -   | -   | -   | -   | 9        | 80%      | 9     |
|                                     |                                   | 2016 | 2   | 1   | 1   | 1   | -   | 2   | 2   | 1   | 6   | 3   | 1   | 5        | ▲        | 20    |
|                                     | General Civil - Level 1           | 2017 | -   | -   | -   | -   | -   | -   | -   | -   | -   | -   | -   | 0        | -100%    | 0     |
|                                     |                                   | 2016 | -   | -   | -   | 1   | -   | 1   | -   | -   | -   | -   | -   | 1        | ▼        | 2     |
|                                     | General Civil - Level 2           | 2017 | 10  | -   | 3   | 1   | -   | -   | -   | -   | -   | -   | -   | 14       | 100%     | 14    |
|                                     |                                   | 2016 | -   | 3   | 3   | 1   | -   | 5   | 2   | 7   | 8   | 4   | 4   | 7        | ▲        | 39    |
|                                     | General Civil - Level 3           | 2017 | -   | 2   | 2   | 3   | -   | -   | -   | -   | -   | -   | -   | 7        | 40%      | 7     |
|                                     |                                   | 2016 | 1   | -   | 1   | 3   | -   | 3   | 1   | 4   | 1   | 4   | 1   | 5        | ▲        | 19    |
| Criminal                            | Probates/Wills and Trusts - Level | 2017 | -   | -   | -   | -   | -   | -   | -   | -   | -   | -   | -   | 0        | -100%    | 0     |
|                                     |                                   | 2016 | -   | -   | 1   | -   | -   | 1   | -   | -   | -   | -   | -   | 1        | ▼        | 2     |
|                                     | Probates/Wills and Trusts - Level | 2017 | -   | -   | 1   | 1   | -   | -   | -   | -   | -   | -   | -   | 2        | 100%     | 2     |
|                                     |                                   | 2016 | -   | -   | 1   | -   | -   | -   | -   | -   | -   | 1   | 2   | 1        | ▲        | 4     |
|                                     | Uncontested Divorce               | 2017 | -   | 4   | -   | 4   | -   | -   | -   | -   | -   | -   | -   | 8        | -38%     | 8     |
|                                     |                                   | 2016 | 2   | 6   | 3   | 2   | 4   | 8   | 4   | 2   | 2   | 4   | 3   | 13       | ▼        | 42    |
|                                     |                                   |      |     |     |     |     |     |     |     |     |     |     |     |          |          |       |
|                                     | Misdemeanor                       | 2017 | 2   | 9   | 9   | 1   | -   | -   | -   | -   | -   | -   | -   | 21       | -19%     | 21    |
|                                     |                                   | 2016 | 4   | 9   | 6   | 7   | 12  | 12  | 14  | 18  | 12  | 10  | 18  | 26       | ▼        | 134   |
|                                     | Non-Capital Felonies and          | 2017 | 11  | 51  | 15  | 48  | -   | -   | -   | -   | -   | -   | -   | 125      | 14%      | 125   |
| Miscellaneous                       |                                   | 2016 | 9   | 23  | 48  | 30  | 9   | 24  | 13  | 15  | 18  | 11  | 39  | 110      | ▲        | 258   |
|                                     | Other Criminally Related Matters  | 2017 | 1   | 9   | -   | 7   | -   | -   | -   | -   | -   | -   | -   | 17       | 183%     | 17    |
|                                     |                                   | 2016 | 2   | 2   | -   | 2   | -   | 2   | 9   | 3   | 2   | 5   | 2   | 6        | ▲        | 30    |
|                                     |                                   |      |     |     |     |     |     |     |     |     |     |     |     |          |          |       |
|                                     | Miscellaneous                     | 2017 | 47  | 47  | 66  | 39  | -   | -   | -   | -   | -   | -   | -   | 199      | -17%     | 199   |
|                                     |                                   | 2016 | 81  | 67  | 49  | 42  | 47  | 50  | 56  | 35  | 51  | 42  | 60  | 239      | ▼        | 637   |
|                                     |                                   |      |     |     |     |     |     |     |     |     |     |     |     |          |          |       |
|                                     | Other                             | 2017 | -   | 1   | 1   | -   | -   | -   | -   | -   | -   | -   | -   | 2        | 2        | 2     |
|                                     |                                   | 2016 | -   | -   | -   | -   | -   | -   | -   | -   | -   | -   | -   | 0        | ↔        | 0     |
|                                     |                                   |      |     |     |     |     |     |     |     |     |     |     |     |          |          |       |

January 2016 -- April 2017 Filings

Dashboard

Court: Goochland Circuit

Start/End Date: Jan-16 / Apr-17

2016 Average Month: 90

Jan-Apr 2016: 398

Filings Trending: ▼

Circuit/Court ID: 16

216075

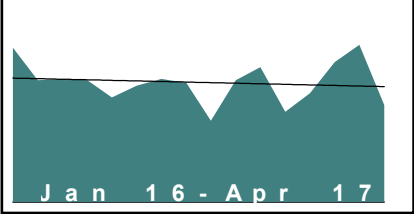
Type of Case: Filings

2017 Average Month:96

Jan-Apr 2017 : 384

Overall AVG. Month: 91

Monthly Filings Summary



Jan --- Apr Filings

384

2017

398

2016

| Filings by Division |      |     |     |     |     |     |     |     |     |     |     |     |     |          |          |       |
|---------------------|------|-----|-----|-----|-----|-----|-----|-----|-----|-----|-----|-----|-----|----------|----------|-------|
|                     |      | Jan | Feb | Mar | Apr | May | Jun | Jul | Aug | Sep | Oct | Nov | Dec | Thru Apr | % Change | Total |
| Total               | 2017 | 83  | 107 | 120 | 74  | -   | -   | -   | -   | -   | -   | -   | -   | 384      | -4%      | 384   |
|                     | 2016 | 118 | 93  | 94  | 93  | 80  | 89  | 94  | 91  | 62  | 93  | 103 | 69  | 398      | ▼        | 1,079 |
| Civil               | 2017 | 19  | 14  | 22  | 16  | -   | -   | -   | -   | -   | -   | -   | -   | 71       | 0%       | 71    |
|                     | 2016 | 17  | 17  | 24  | 13  | 14  | 13  | 15  | 17  | 15  | 17  | 13  | 11  | 71       | ↔        | 186   |
| Criminal            | 2017 | 17  | 29  | 41  | 15  | -   | -   | -   | -   | -   | -   | -   | -   | 102      | 9%       | 102   |
|                     | 2016 | 31  | 11  | 18  | 34  | 25  | 30  | 17  | 10  | 14  | 23  | 34  | 22  | 94       | ▲        | 269   |
| Miscellaneous       | 2017 | 45  | 62  | 56  | 41  | -   | -   | -   | -   | -   | -   | -   | -   | 204      | -10%     | 204   |
|                     | 2016 | 69  | 65  | 49  | 44  | 40  | 44  | 59  | 63  | 30  | 52  | 55  | 36  | 227      | ▼        | 606   |
| Other               | 2017 | 2   | 2   | 1   | 2   | -   | -   | -   | -   | -   | -   | -   | -   | 7        | 17%      | 7     |
|                     | 2016 | 1   | -   | 3   | 2   | 1   | 2   | 3   | 1   | 3   | 1   | 1   | -   | 6        | ▲        | 18    |

| Filings by Division & Case Category |                                   |      |     |     |     |     |     |     |     |     |     |     |     |          |          |       |
|-------------------------------------|-----------------------------------|------|-----|-----|-----|-----|-----|-----|-----|-----|-----|-----|-----|----------|----------|-------|
|                                     |                                   | Jan  | Feb | Mar | Apr | May | Jun | Jul | Aug | Sep | Oct | Nov | Dec | Thru Apr | % Change | Total |
| Civil                               | Contested Divorce                 | 2017 | -   | 1   | -   | 4   | -   | -   | -   | -   | -   | -   | -   | 5        | -17%     | 5     |
|                                     |                                   | 2016 | 1   | -   | 3   | 2   | -   | 2   | 3   | -   | 4   | -   | 1   | 6        | ▼        | 16    |
|                                     | Domestic and Family - Level 1     | 2017 | -   | -   | -   | 1   | -   | -   | -   | -   | -   | -   | -   | 1        | -50%     | 1     |
|                                     |                                   | 2016 | 1   | 1   | -   | -   | -   | -   | 1   | -   | -   | -   | -   | 2        | ▼        | 3     |
|                                     | Domestic and Family - Level 2     | 2017 | 1   | 1   | -   | -   | -   | -   | -   | -   | -   | -   | -   | 2        | 0%       | 2     |
|                                     |                                   | 2016 | 2   | -   | -   | -   | 1   | -   | 1   | 1   | 1   | -   | -   | 2        | ↔        | 6     |
|                                     | General Civil - Level 1           | 2017 | -   | -   | 1   | -   | -   | -   | -   | -   | -   | -   | -   | 1        | 0%       | 1     |
|                                     |                                   | 2016 | -   | -   | 1   | -   | -   | -   | -   | -   | -   | -   | -   | 1        | ↔        | 1     |
|                                     | General Civil - Level 2           | 2017 | 4   | 2   | 8   | 2   | -   | -   | -   | -   | -   | -   | -   | 16       | 0%       | 16    |
|                                     |                                   | 2016 | 3   | 5   | 7   | 1   | 5   | 2   | 3   | 3   | 4   | 6   | 5   | 16       | ↔        | 46    |
|                                     | General Civil - Level 3           | 2017 | 8   | 5   | 8   | 8   | -   | -   | -   | -   | -   | -   | -   | 29       | 21%      | 29    |
|                                     |                                   | 2016 | 6   | 5   | 6   | 7   | 3   | 4   | 2   | 8   | 5   | 8   | 2   | 24       | ▲        | 58    |
| Criminal                            | Probates/Wills and Trusts - Level | 2017 | 1   | -   | -   | -   | -   | -   | -   | -   | -   | -   | -   | 1        | 1        | 1     |
|                                     |                                   | 2016 | -   | -   | -   | -   | -   | -   | -   | -   | -   | -   | -   | 0        | ↔        | 0     |
|                                     | Probates/Wills and Trusts - Level | 2017 | -   | -   | 1   | -   | -   | -   | -   | -   | -   | -   | -   | 1        | 0%       | 1     |
|                                     |                                   | 2016 | -   | -   | 1   | -   | 2   | -   | -   | -   | 1   | -   | -   | 1        | ↔        | 4     |
|                                     | Uncontested Divorce               | 2017 | 5   | 5   | 4   | 1   | -   | -   | -   | -   | -   | -   | -   | 15       | -21%     | 15    |
|                                     |                                   | 2016 | 4   | 6   | 6   | 3   | 3   | 5   | 6   | 6   | 2   | 3   | 5   | 19       | ▼        | 52    |
| Criminal                            | Capital Murder                    | 2017 | 1   | -   | 1   | -   | -   | -   | -   | -   | -   | -   | -   | 2        | 2        | 2     |
|                                     |                                   | 2016 | -   | -   | -   | -   | -   | -   | -   | -   | -   | -   | -   | 0        | ↔        | 0     |
|                                     | Misdemeanor                       | 2017 | 6   | 6   | 10  | 6   | -   | -   | -   | -   | -   | -   | -   | 28       | -10%     | 28    |
|                                     |                                   | 2016 | 9   | 4   | 8   | 10  | 13  | 7   | 9   | 7   | 6   | 3   | 16  | 31       | ▼        | 99    |
|                                     | Non-Capital Felonies and          | 2017 | 9   | 23  | 28  | 6   | -   | -   | -   | -   | -   | -   | -   | 66       | 32%      | 66    |
|                                     |                                   | 2016 | 17  | 6   | 8   | 19  | 8   | 20  | 3   | 2   | 7   | 16  | 15  | 50       | ▲        | 134   |
| Criminal                            | Other Criminally Related Matters  | 2017 | 1   | -   | 2   | 3   | -   | -   | -   | -   | -   | -   | -   | 6        | -54%     | 6     |
|                                     |                                   | 2016 | 5   | 1   | 2   | 5   | 4   | 3   | 5   | 1   | 1   | 4   | 3   | 13       | ▼        | 36    |
| Miscellaneous                       |                                   | 2017 | 45  | 62  | 56  | 41  | -   | -   | -   | -   | -   | -   | -   | 204      | -10%     | 204   |
|                                     |                                   | 2016 | 69  | 65  | 49  | 44  | 40  | 44  | 59  | 63  | 30  | 52  | 55  | 227      | ▼        | 606   |
| Other                               |                                   | 2017 | 2   | 2   | 1   | 2   | -   | -   | -   | -   | -   | -   | -   | 7        | 17%      | 7     |
|                                     |                                   | 2016 | 1   | -   | 3   | 2   | 1   | 2   | 3   | 1   | 3   | 1   | 1   | 6        | ▲        | 18    |

January 2016 -- April 2017 Filings

Dashboard

Court: Greene Circuit

Start/End Date: Jan-16 / Apr-17

2016 Average Month: 86

Jan-Apr 2016: 404

Filings Trending: ▼

Circuit/Court ID: 16

216079

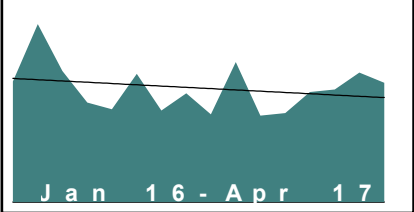
Type of Case: Filings

2017 Average Month:90

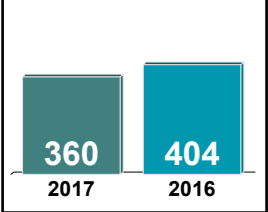
Jan-Apr 2017 : 360

Overall AVG. Month: 87

Monthly Filings Summary



Jan --- Apr Filings



| Filings by Division |      |     |     |     |     |     |     |     |     |     |     |     |     |          |          |       |
|---------------------|------|-----|-----|-----|-----|-----|-----|-----|-----|-----|-----|-----|-----|----------|----------|-------|
|                     |      | Jan | Feb | Mar | Apr | May | Jun | Jul | Aug | Sep | Oct | Nov | Dec | Thru Apr | % Change | Total |
| Total               | 2017 | 84  | 86  | 99  | 91  | -   | -   | -   | -   | -   | -   | -   | -   | 360      | -11%     | 360   |
|                     | 2016 | 92  | 136 | 100 | 76  | 71  | 98  | 70  | 83  | 67  | 107 | 66  | 68  | 404      | ▼        | 1,034 |
| Civil               | 2017 | 12  | 6   | 17  | 8   | -   | -   | -   | -   | -   | -   | -   | -   | 43       | 19%      | 43    |
|                     | 2016 | 8   | 12  | 8   | 8   | 16  | 10  | 5   | 15  | 7   | 13  | 4   | 9   | 36       | ▲        | 115   |
| Criminal            | 2017 | 34  | 20  | 29  | 38  | -   | -   | -   | -   | -   | -   | -   | -   | 121      | -3%      | 121   |
|                     | 2016 | 30  | 36  | 27  | 32  | 20  | 38  | 19  | 21  | 19  | 38  | 10  | 16  | 125      | ▼        | 306   |
| Miscellaneous       | 2017 | 32  | 54  | 49  | 41  | -   | -   | -   | -   | -   | -   | -   | -   | 176      | -22%     | 176   |
|                     | 2016 | 52  | 80  | 62  | 32  | 33  | 43  | 44  | 42  | 36  | 50  | 49  | 40  | 226      | ▼        | 563   |
| Other               | 2017 | 6   | 6   | 4   | 4   | -   | -   | -   | -   | -   | -   | -   | -   | 20       | 18%      | 20    |
|                     | 2016 | 2   | 8   | 3   | 4   | 2   | 7   | 2   | 5   | 5   | 6   | 3   | 3   | 17       | ▲        | 50    |

| Filings by Division & Case Category |                                   |      |     |     |     |     |     |     |     |     |     |     |     |          |          |       |
|-------------------------------------|-----------------------------------|------|-----|-----|-----|-----|-----|-----|-----|-----|-----|-----|-----|----------|----------|-------|
|                                     |                                   | Jan  | Feb | Mar | Apr | May | Jun | Jul | Aug | Sep | Oct | Nov | Dec | Thru Apr | % Change | Total |
| Civil                               | Administrative Law                | 2017 | 2   | -   | -   | -   | -   | -   | -   | -   | -   | -   | -   | 2        | 2        | 2     |
|                                     |                                   | 2016 | -   | -   | -   | -   | 1   | -   | -   | -   | -   | -   | -   | 0        | ↔        | 1     |
|                                     | Contested Divorce                 | 2017 | 1   | -   | 1   | 1   | -   | -   | -   | -   | -   | -   | -   | 3        | 50%      | 3     |
|                                     |                                   | 2016 | 1   | 1   | -   | -   | 5   | 2   | 1   | 1   | 4   | -   | 2   | 2        | ▲        | 17    |
|                                     | Domestic and Family - Level 1     | 2017 | 2   | -   | -   | 2   | -   | -   | -   | -   | -   | -   | -   | 4        | 100%     | 4     |
|                                     |                                   | 2016 | 1   | 1   | -   | -   | 2   | 2   | 2   | 2   | 1   | -   | -   | 2        | ▲        | 14    |
|                                     | Domestic and Family - Level 2     | 2017 | 1   | -   | 1   | -   | -   | -   | -   | -   | -   | -   | -   | 2        | 100%     | 2     |
|                                     |                                   | 2016 | -   | 1   | -   | -   | 1   | 1   | 3   | -   | 2   | -   | -   | 1        | ▲        | 8     |
|                                     | General Civil - Level 2           | 2017 | -   | 1   | 5   | 2   | -   | -   | -   | -   | -   | -   | -   | 8        | -27%     | 8     |
|                                     |                                   | 2016 | 3   | 3   | 3   | 2   | 3   | 3   | 2   | 2   | 1   | 2   | -   | 11       | ▼        | 24    |
|                                     | General Civil - Level 3           | 2017 | 4   | 2   | 5   | 2   | -   | -   | -   | -   | -   | -   | -   | 13       | 117%     | 13    |
|                                     |                                   | 2016 | -   | 2   | 1   | 3   | 1   | 1   | 1   | 1   | 1   | -   | 1   | 6        | ▲        | 12    |
| Criminal                            | Probates/Wills and Trusts - Level | 2017 | -   | -   | -   | -   | -   | -   | -   | -   | -   | -   | -   | 0        | 0        | 0     |
|                                     |                                   | 2016 | -   | -   | -   | -   | -   | -   | -   | -   | 1   | -   | -   | 0        | ↔        | 1     |
|                                     | Probates/Wills and Trusts - Level | 2017 | -   | 1   | 1   | -   | -   | -   | -   | -   | -   | -   | -   | 2        | 100%     | 2     |
|                                     |                                   | 2016 | -   | 1   | -   | -   | 1   | -   | -   | -   | -   | -   | -   | 1        | ▲        | 2     |
|                                     | Uncontested Divorce               | 2017 | 2   | 2   | 4   | 1   | -   | -   | -   | -   | -   | -   | -   | 9        | -31%     | 9     |
|                                     |                                   | 2016 | 3   | 3   | 4   | 3   | 4   | 1   | 6   | 1   | 3   | 2   | 6   | 13       | ▼        | 36    |
|                                     | Misdemeanor                       | 2017 | 5   | 4   | 7   | 11  | -   | -   | -   | -   | -   | -   | -   | 27       | 4%       | 27    |
|                                     |                                   | 2016 | 3   | 5   | 8   | 10  | 2   | 6   | 3   | 1   | 10  | -   | 6   | 26       | ▲        | 60    |
|                                     | Non-Capital Felonies and          | 2017 | 27  | 16  | 22  | 26  | -   | -   | -   | -   | -   | -   | -   | 91       | -5%      | 91    |
|                                     |                                   | 2016 | 26  | 29  | 19  | 22  | 17  | 29  | 11  | 16  | 17  | 9   | 10  | 96       | ▼        | 232   |
|                                     | Other Criminally Related Matters  | 2017 | 2   | -   | -   | 1   | -   | -   | -   | -   | -   | -   | -   | 3        | 0%       | 3     |
|                                     |                                   | 2016 | 1   | 2   | -   | -   | 1   | 3   | 2   | 1   | 1   | 1   | -   | 3        | ↔        | 14    |
| Miscellaneous                       |                                   | 2017 | 32  | 54  | 49  | 41  | -   | -   | -   | -   | -   | -   | -   | 176      | -22%     | 176   |
|                                     |                                   | 2016 | 52  | 80  | 62  | 32  | 33  | 43  | 44  | 36  | 50  | 49  | 40  | 226      | ▼        | 563   |
| Other                               |                                   | 2017 | 6   | 6   | 4   | 4   | -   | -   | -   | -   | -   | -   | -   | 20       | 18%      | 20    |
|                                     |                                   | 2016 | 2   | 8   | 3   | 4   | 2   | 7   | 2   | 5   | 5   | 6   | 3   | 17       | ▲        | 50    |

January 2016 -- April 2017 Filings

Dashboard

Court: Louisa Circuit

Start/End Date: Jan-16 / Apr-17

2016 Average Month: 182

Jan-Apr 2016: 820

Filings Trending: ▼

Circuit/Court ID: 16

216109

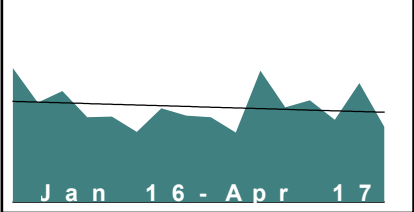
Type of Case: Filings

2017 Average Month:181

Jan-Apr 2017 : 722

Overall AVG. Month: 182

Monthly Filings Summary



Jan --- Apr Filings

722

820

2017

2016

| Filings by Division |      |     |     |     |     |     |     |     |     |     |     |     |     |          |          |       |
|---------------------|------|-----|-----|-----|-----|-----|-----|-----|-----|-----|-----|-----|-----|----------|----------|-------|
|                     |      | Jan | Feb | Mar | Apr | May | Jun | Jul | Aug | Sep | Oct | Nov | Dec | Thru Apr | % Change | Total |
| Total               | 2017 | 194 | 157 | 227 | 144 | -   | -   | -   | -   | -   | -   | -   | -   | 722      | -12%     | 722   |
|                     | 2016 | 256 | 190 | 212 | 162 | 163 | 134 | 179 | 165 | 162 | 133 | 251 | 181 | 820      | ▼        | 2,188 |
| Civil               | 2017 | 22  | 22  | 26  | 24  | -   | -   | -   | -   | -   | -   | -   | -   | 94       | -2%      | 94    |
|                     | 2016 | 19  | 36  | 25  | 16  | 18  | 11  | 29  | 34  | 30  | 18  | 27  | 27  | 96       | ▼        | 290   |
| Criminal            | 2017 | 78  | 37  | 116 | 37  | -   | -   | -   | -   | -   | -   | -   | -   | 268      | 4%       | 268   |
|                     | 2016 | 112 | 35  | 70  | 41  | 51  | 44  | 68  | 58  | 56  | 20  | 136 | 75  | 258      | ▲        | 766   |
| Miscellaneous       | 2017 | 72  | 79  | 71  | 64  | -   | -   | -   | -   | -   | -   | -   | -   | 286      | -26%     | 286   |
|                     | 2016 | 102 | 102 | 99  | 85  | 69  | 60  | 70  | 61  | 61  | 81  | 75  | 64  | 388      | ▼        | 929   |
| Other               | 2017 | 22  | 19  | 14  | 19  | -   | -   | -   | -   | -   | -   | -   | -   | 74       | -5%      | 74    |
|                     | 2016 | 23  | 17  | 18  | 20  | 25  | 19  | 12  | 12  | 15  | 14  | 13  | 15  | 78       | ▼        | 203   |

| Filings by Division & Case Category |                                  |      |     |     |     |     |     |     |     |     |     |     |     |     |          |          |       |
|-------------------------------------|----------------------------------|------|-----|-----|-----|-----|-----|-----|-----|-----|-----|-----|-----|-----|----------|----------|-------|
|                                     |                                  |      | Jan | Feb | Mar | Apr | May | Jun | Jul | Aug | Sep | Oct | Nov | Dec | Thru Apr | % Change | Total |
| Civil                               | Administrative Law               | 2017 | -   | -   | -   | -   | -   | -   | -   | -   | -   | -   | -   | -   | 0        | -100%    | 0     |
|                                     |                                  | 2016 | -   | -   | 2   | -   | -   | -   | -   | -   | -   | -   | -   | 1   | 2        | ▼        | 3     |
|                                     | Contested Divorce                | 2017 | 3   | 2   | 1   | 2   | -   | -   | -   | -   | -   | -   | -   | -   | 8        | -43%     | 8     |
|                                     |                                  | 2016 | 1   | 4   | 4   | 5   | 2   | 1   | 5   | 2   | 8   | 3   | 6   | 5   | 14       | ▼        | 46    |
|                                     | Domestic and Family - Level 1    | 2017 | -   | -   | -   | -   | -   | -   | -   | -   | -   | -   | -   | -   | 0        | -100%    | 0     |
|                                     |                                  | 2016 | -   | 1   | -   | 1   | -   | 2   | -   | 2   | 1   | -   | -   | -   | 2        | ▼        | 7     |
|                                     | Domestic and Family - Level 2    | 2017 | -   | -   | 1   | 2   | -   | -   | -   | -   | -   | -   | -   | -   | 3        | 200%     | 3     |
|                                     |                                  | 2016 | -   | -   | 1   | -   | 1   | 1   | 2   | 3   | -   | -   | 1   | 1   | 1        | ▲        | 10    |
|                                     | General Civil - Level 1          | 2017 | -   | -   | -   | -   | -   | -   | -   | -   | -   | -   | -   | -   | 0        | -100%    | 0     |
|                                     |                                  | 2016 | -   | 1   | -   | -   | -   | -   | -   | -   | -   | -   | 2   | -   | 1        | ▼        | 3     |
|                                     | General Civil - Level 2          | 2017 | 11  | 2   | 10  | 5   | -   | -   | -   | -   | -   | -   | -   | -   | 28       | 75%      | 28    |
|                                     |                                  | 2016 | 5   | 3   | 5   | 3   | 5   | 2   | 6   | 4   | 9   | 6   | 6   | 3   | 16       | ▲        | 57    |
| General Civil - Level 3             | 2017                             | 2    | 6   | 3   | 2   | -   | -   | -   | -   | -   | -   | -   | -   | 13  | -38%     | 13       |       |
|                                     | 2016                             | 6    | 13  | 2   | -   | 3   | 1   | 11  | 14  | 5   | 2   | 8   | 9   | 21  | ▼        | 74       |       |
| Probates/Wills and Trusts - Level   | 2017                             | -    | -   | -   | 1   | -   | -   | -   | -   | -   | -   | -   | -   | 1   | -67%     | 1        |       |
|                                     | 2016                             | 1    | 2   | -   | -   | 2   | 2   | -   | -   | 1   | 2   | -   | 1   | 3   | ▼        | 11       |       |
| Uncontested Divorce                 | 2017                             | 6    | 12  | 11  | 12  | -   | -   | -   | -   | -   | -   | -   | -   | 41  | 14%      | 41       |       |
|                                     | 2016                             | 6    | 12  | 11  | 7   | 5   | 2   | 5   | 9   | 6   | 5   | 4   | 7   | 36  | ▲        | 79       |       |
| Criminal                            | Capital Murder                   | 2017 | 2   | -   | -   | -   | -   | -   | -   | -   | -   | -   | -   | -   | 2        | 2        | 2     |
|                                     |                                  | 2016 | -   | -   | -   | -   | -   | -   | -   | -   | -   | -   | -   | -   | 0        | ↔        | 0     |
|                                     | Misdemeanor                      | 2017 | 19  | 24  | 19  | 10  | -   | -   | -   | -   | -   | -   | -   | -   | 72       | -8%      | 72    |
|                                     |                                  | 2016 | 27  | 7   | 28  | 16  | 22  | 21  | 30  | 19  | 20  | 7   | 26  | 33  | 78       | ▼        | 256   |
|                                     | Non-Capital Felonies and         | 2017 | 57  | 10  | 95  | 21  | -   | -   | -   | -   | -   | -   | -   | -   | 183      | 7%       | 183   |
|                                     |                                  | 2016 | 82  | 28  | 38  | 23  | 28  | 17  | 36  | 38  | 31  | 8   | 110 | 40  | 171      | ▲        | 479   |
|                                     | Other Criminally Related Matters | 2017 | -   | 3   | 2   | 6   | -   | -   | -   | -   | -   | -   | -   | -   | 11       | 22%      | 11    |
|                                     |                                  | 2016 | 3   | -   | 4   | 2   | 1   | 6   | 2   | 1   | 5   | 5   | -   | 2   | 9        | ▲        | 31    |
|                                     | Miscellaneous                    | 2017 | 72  | 79  | 71  | 64  | -   | -   | -   | -   | -   | -   | -   | -   | 286      | -26%     | 286   |
|                                     |                                  | 2016 | 102 | 102 | 99  | 85  | 69  | 60  | 70  | 61  | 61  | 81  | 75  | 64  | 388      | ▼        | 929   |
|                                     | Other                            | 2017 | 22  | 19  | 14  | 19  | -   | -   | -   | -   | -   | -   | -   | -   | 74       | -5%      | 74    |
|                                     |                                  | 2016 | 23  | 17  | 18  | 20  | 25  | 19  | 12  | 12  | 15  | 14  | 13  | 15  | 78       | ▼        | 203   |
|                                     |                                  |      |     |     |     |     |     |     |     |     |     |     |     |     |          |          |       |



January 2016 -- April 2017 Filings

Dashboard

Court: Madison Circuit

Circuit/Court ID: 16

Start/End Date: Jan-16 / Apr-17

216113

2016 Average Month: 66

Type of Case: Filings

Jan-Apr 2016: 299

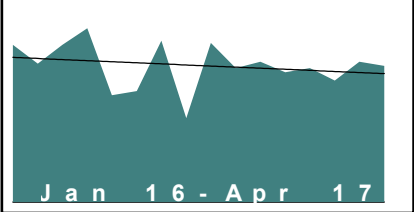
2017 Average Month:64

Filings Trending: ▼

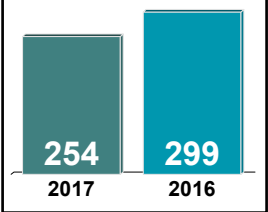
Jan-Apr 2017 : 254

Overall AVG. Month: 65

Monthly Filings Summary



Jan --- Apr Filings



| Filings by Division |      |     |     |     |     |     |     |     |     |     |     |     |     |          |          |       |
|---------------------|------|-----|-----|-----|-----|-----|-----|-----|-----|-----|-----|-----|-----|----------|----------|-------|
|                     |      | Jan | Feb | Mar | Apr | May | Jun | Jul | Aug | Sep | Oct | Nov | Dec | Thru Apr | % Change | Total |
| Total               | 2017 | 64  | 58  | 67  | 65  | -   | -   | -   | -   | -   | -   | -   | -   | 254      | -15%     | 254   |
|                     | 2016 | 75  | 66  | 75  | 83  | 51  | 53  | 77  | 40  | 76  | 64  | 67  | 62  | 299      | ▼        | 789   |
| Civil               | 2017 | 2   | 5   | 11  | 9   | -   | -   | -   | -   | -   | -   | -   | -   | 27       | 4%       | 27    |
|                     | 2016 | 5   | 1   | 10  | 10  | 8   | 8   | 2   | 8   | 7   | 4   | 7   | 7   | 26       | ▲        | 77    |
| Criminal            | 2017 | 27  | 27  | 16  | 25  | -   | -   | -   | -   | -   | -   | -   | -   | 95       | 46%      | 95    |
|                     | 2016 | 13  | 21  | 14  | 17  | 8   | 17  | 20  | 16  | 27  | 36  | 24  | 19  | 65       | ▲        | 232   |
| Miscellaneous       | 2017 | 25  | 19  | 30  | 21  | -   | -   | -   | -   | -   | -   | -   | -   | 95       | -43%     | 95    |
|                     | 2016 | 45  | 32  | 43  | 46  | 29  | 19  | 41  | 11  | 32  | 15  | 27  | 25  | 166      | ▼        | 365   |
| Other               | 2017 | 10  | 7   | 10  | 10  | -   | -   | -   | -   | -   | -   | -   | -   | 37       | -12%     | 37    |
|                     | 2016 | 12  | 12  | 8   | 10  | 6   | 9   | 14  | 5   | 10  | 9   | 9   | 11  | 42       | ▼        | 115   |

| Filings by Division & Case Category |                                   |      |     |     |     |     |     |     |     |     |     |     |     |          |          |       |
|-------------------------------------|-----------------------------------|------|-----|-----|-----|-----|-----|-----|-----|-----|-----|-----|-----|----------|----------|-------|
|                                     |                                   | Jan  | Feb | Mar | Apr | May | Jun | Jul | Aug | Sep | Oct | Nov | Dec | Thru Apr | % Change | Total |
| Civil                               | Contested Divorce                 | 2017 | 1   | 1   | -   | -   | -   | -   | -   | -   | -   | -   | -   | 2        | 0%       | 2     |
|                                     |                                   | 2016 | -   | -   | -   | 2   | 1   | 2   | -   | 1   | 1   | -   | 1   | 2        | ↔        | 8     |
|                                     | Domestic and Family - Level 1     | 2017 | -   | -   | -   | -   | -   | -   | -   | -   | -   | -   | -   | 0        | -100%    | 0     |
|                                     |                                   | 2016 | -   | -   | -   | 1   | -   | -   | 2   | -   | 1   | -   | -   | 1        | ▼        | 4     |
|                                     | Domestic and Family - Level 2     | 2017 | -   | -   | 1   | -   | -   | -   | -   | -   | -   | -   | -   | 1        | -67%     | 1     |
|                                     |                                   | 2016 | 1   | -   | 1   | 1   | 1   | -   | -   | 1   | -   | 1   | -   | 3        | ▼        | 6     |
|                                     | General Civil - Level 2           | 2017 | -   | 3   | 1   | 4   | -   | -   | -   | -   | -   | -   | -   | 8        | 60%      | 8     |
|                                     |                                   | 2016 | 1   | -   | 1   | 3   | 1   | 2   | -   | 1   | 3   | 1   | 3   | 5        | ▲        | 19    |
|                                     | General Civil - Level 3           | 2017 | -   | -   | 7   | 1   | -   | -   | -   | -   | -   | -   | -   | 8        | 300%     | 8     |
|                                     |                                   | 2016 | 1   | -   | 1   | -   | -   | 1   | 1   | -   | -   | 1   | 1   | 2        | ▲        | 6     |
| Criminal                            | Probates/Wills and Trusts - Level | 2017 | -   | 1   | -   | -   | -   | -   | -   | -   | -   | -   | -   | 1        | 0%       | 1     |
|                                     |                                   | 2016 | -   | -   | -   | 1   | -   | -   | -   | -   | -   | -   | -   | 1        | ↔        | 1     |
|                                     | Probates/Wills and Trusts - Level | 2017 | -   | -   | -   | 2   | -   | -   | -   | -   | -   | -   | -   | 2        | 0%       | 2     |
|                                     |                                   | 2016 | 1   | -   | 1   | -   | 1   | -   | -   | -   | -   | 2   | -   | 2        | ↔        | 6     |
|                                     | Uncontested Divorce               | 2017 | 1   | -   | 2   | 2   | -   | -   | -   | -   | -   | -   | -   | 5        | -50%     | 5     |
|                                     |                                   | 2016 | 1   | 1   | 6   | 2   | 4   | 4   | -   | 3   | 2   | -   | 2   | 10       | ▼        | 27    |
|                                     | Misdemeanor                       | 2017 | 6   | 11  | 5   | 4   | -   | -   | -   | -   | -   | -   | -   | 26       | 37%      | 26    |
|                                     |                                   | 2016 | 4   | 6   | 3   | 6   | 2   | 4   | 9   | 5   | 9   | 2   | 12  | 19       | ▲        | 65    |
|                                     | Non-Capital Felonies and          | 2017 | 20  | 15  | 11  | 20  | -   | -   | -   | -   | -   | -   | -   | 66       | 53%      | 66    |
|                                     |                                   | 2016 | 9   | 14  | 10  | 10  | 6   | 13  | 10  | 9   | 18  | 31  | 10  | 43       | ▲        | 154   |
| Other                               | Other Criminally Related Matters  | 2017 | 1   | 1   | -   | 1   | -   | -   | -   | -   | -   | -   | -   | 3        | 0%       | 3     |
|                                     |                                   | 2016 | -   | 1   | 1   | 1   | -   | -   | 1   | 2   | -   | 3   | 2   | 3        | ↔        | 13    |
| Miscellaneous                       |                                   | 2017 | 25  | 19  | 30  | 21  | -   | -   | -   | -   | -   | -   | -   | 95       | -43%     | 95    |
|                                     |                                   | 2016 | 45  | 32  | 43  | 46  | 29  | 19  | 41  | 11  | 32  | 15  | 27  | 166      | ▼        | 365   |
| Other                               |                                   | 2017 | 10  | 7   | 10  | 10  | -   | -   | -   | -   | -   | -   | -   | 37       | -12%     | 37    |
|                                     |                                   | 2016 | 12  | 12  | 8   | 10  | 6   | 9   | 14  | 5   | 10  | 9   | 9   | 42       | ▼        | 115   |

January 2016 -- April 2017 Filings

Dashboard

Court: Orange Circuit

Circuit/Court ID: 16

Start/End Date: Jan-16 / Apr-17

216137

2016 Average Month: 173

Type of Case: Filings

Jan-Apr 2016: 799

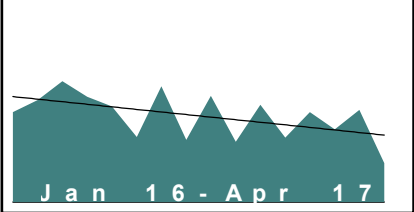
2017 Average Month:140

Filings Trending: ▼

Jan-Apr 2017 : 561

Overall AVG. Month: 165

Monthly Filings Summary



Jan --- Apr Filings

561

799

2017

2016

| Filings by Division |      |     |     |     |     |     |     |     |     |     |     |     |     |          |          |       |
|---------------------|------|-----|-----|-----|-----|-----|-----|-----|-----|-----|-----|-----|-----|----------|----------|-------|
|                     |      | Jan | Feb | Mar | Apr | May | Jun | Jul | Aug | Sep | Oct | Nov | Dec | Thru Apr | % Change | Total |
| Total               | 2017 | 172 | 139 | 176 | 74  | -   | -   | -   | -   | -   | -   | -   | -   | 561      | -30%     | 561   |
|                     | 2016 | 172 | 195 | 231 | 201 | 183 | 124 | 221 | 119 | 203 | 115 | 186 | 123 | 799      | ▼        | 2,073 |
| Civil               | 2017 | 19  | 23  | 26  | 27  | -   | -   | -   | -   | -   | -   | -   | -   | 95       | 30%      | 95    |
|                     | 2016 | 19  | 18  | 16  | 20  | 23  | 18  | 16  | 23  | 23  | 11  | 21  | 21  | 73       | ▲        | 229   |
| Criminal            | 2017 | 79  | 53  | 62  | 2   | -   | -   | -   | -   | -   | -   | -   | -   | 196      | -40%     | 196   |
|                     | 2016 | 66  | 51  | 93  | 116 | 95  | 36  | 131 | 22  | 96  | 21  | 75  | 30  | 326      | ▼        | 832   |
| Miscellaneous       | 2017 | 71  | 60  | 87  | 45  | -   | -   | -   | -   | -   | -   | -   | -   | 263      | -32%     | 263   |
|                     | 2016 | 85  | 122 | 120 | 61  | 63  | 66  | 69  | 70  | 80  | 78  | 89  | 69  | 388      | ▼        | 972   |
| Other               | 2017 | 3   | 3   | 1   | -   | -   | -   | -   | -   | -   | -   | -   | -   | 7        | -42%     | 7     |
|                     | 2016 | 2   | 4   | 2   | 4   | 2   | 4   | 5   | 4   | 4   | 5   | 1   | 3   | 12       | ▼        | 40    |

| Filings by Division & Case Category |                                   |      |     |     |     |     |     |     |     |     |     |     |     |          |          |       |
|-------------------------------------|-----------------------------------|------|-----|-----|-----|-----|-----|-----|-----|-----|-----|-----|-----|----------|----------|-------|
|                                     |                                   | Jan  | Feb | Mar | Apr | May | Jun | Jul | Aug | Sep | Oct | Nov | Dec | Thru Apr | % Change | Total |
| Civil                               | Administrative Law                | 2017 | -   | 1   | 1   | -   | -   | -   | -   | -   | -   | -   | -   | 2        | 2        | 2     |
|                                     |                                   | 2016 | -   | -   | -   | -   | -   | -   | -   | -   | -   | -   | -   | 0        | ↔        | 0     |
|                                     | Contested Divorce                 | 2017 | 2   | 2   | 2   | 3   | -   | -   | -   | -   | -   | -   | -   | 9        | -50%     | 9     |
|                                     |                                   | 2016 | 3   | 4   | 7   | 4   | 3   | 2   | 2   | 3   | 4   | 1   | 5   | 18       | ▼        | 41    |
|                                     | Domestic and Family - Level 1     | 2017 | -   | 1   | 1   | 11  | -   | -   | -   | -   | -   | -   | -   | 13       | 117%     | 13    |
|                                     |                                   | 2016 | -   | 5   | 1   | -   | 1   | 1   | 3   | 3   | 1   | -   | -   | 6        | ▲        | 16    |
|                                     | Domestic and Family - Level 2     | 2017 | 1   | -   | -   | 1   | -   | -   | -   | -   | -   | -   | -   | 2        | -33%     | 2     |
|                                     |                                   | 2016 | 1   | -   | -   | 2   | 2   | -   | 1   | -   | -   | -   | 1   | 3        | ▼        | 8     |
|                                     | General Civil - Level 1           | 2017 | -   | 1   | -   | -   | -   | -   | -   | -   | -   | -   | -   | 1        | 0%       | 1     |
|                                     |                                   | 2016 | -   | 1   | -   | -   | -   | -   | -   | -   | 1   | -   | -   | 1        | ↔        | 2     |
|                                     | General Civil - Level 2           | 2017 | 6   | 3   | 6   | 5   | -   | -   | -   | -   | -   | -   | -   | 20       | 54%      | 20    |
|                                     |                                   | 2016 | 3   | 2   | 2   | 6   | 2   | 5   | 4   | 2   | 9   | 1   | 4   | 13       | ▲        | 43    |
| Criminal                            | General Civil - Level 3           | 2017 | 5   | 4   | 3   | 4   | -   | -   | -   | -   | -   | -   | -   | 16       | 7%       | 16    |
|                                     |                                   | 2016 | 6   | 4   | 3   | 2   | 12  | 3   | -   | 9   | 2   | 5   | 6   | 15       | ▲        | 54    |
|                                     | Probates/Wills and Trusts - Level | 2017 | -   | -   | 5   | -   | -   | -   | -   | -   | -   | -   | -   | 5        | 67%      | 5     |
|                                     |                                   | 2016 | 1   | -   | 1   | 1   | 1   | 1   | 3   | 1   | 1   | -   | -   | 3        | ▲        | 11    |
|                                     | Uncontested Divorce               | 2017 | 5   | 11  | 8   | 3   | -   | -   | -   | -   | -   | -   | -   | 27       | 93%      | 27    |
|                                     |                                   | 2016 | 5   | 2   | 2   | 5   | 2   | 6   | 5   | 4   | 4   | 7   | 8   | 14       | ▲        | 54    |
|                                     | Capital Murder                    | 2017 | -   | -   | -   | -   | -   | -   | -   | -   | -   | -   | -   | 0        | -100%    | 0     |
|                                     |                                   | 2016 | -   | -   | -   | 1   | -   | -   | -   | -   | -   | -   | -   | 1        | ▼        | 1     |
|                                     | Misdemeanor                       | 2017 | 20  | 8   | 12  | -   | -   | -   | -   | -   | -   | -   | -   | 40       | -9%      | 40    |
|                                     |                                   | 2016 | 10  | 12  | 14  | 8   | 16  | 5   | 30  | 3   | 18  | 4   | 17  | 44       | ▼        | 150   |
|                                     | Non-Capital Felonies and          | 2017 | 55  | 44  | 48  | 1   | -   | -   | -   | -   | -   | -   | -   | 148      | -46%     | 148   |
|                                     |                                   | 2016 | 51  | 38  | 78  | 107 | 75  | 28  | 101 | 19  | 77  | 16  | 52  | 274      | ▼        | 657   |
| Miscellaneous                       | Other Criminally Related Matters  | 2017 | 4   | 1   | 2   | 1   | -   | -   | -   | -   | -   | -   | -   | 8        | 14%      | 8     |
|                                     |                                   | 2016 | 5   | 1   | 1   | -   | 4   | 3   | -   | 1   | 1   | 6   | 2   | 7        | ▲        | 24    |
| Other                               | Miscellaneous                     | 2017 | 71  | 60  | 87  | 45  | -   | -   | -   | -   | -   | -   | -   | 263      | -32%     | 263   |
|                                     |                                   | 2016 | 85  | 122 | 120 | 61  | 63  | 66  | 69  | 70  | 80  | 78  | 89  | 388      | ▼        | 972   |
| Other                               | Other                             | 2017 | 3   | 3   | 1   | -   | -   | -   | -   | -   | -   | -   | -   | 7        | -42%     | 7     |
|                                     |                                   | 2016 | 2   | 4   | 2   | 4   | 2   | 4   | 5   | 4   | 4   | 5   | 1   | 12       | ▼        | 40    |

January 2016 -- April 2017 Filings

Dashboard

Court: Charlottesville Circuit

Circuit/Court ID: 16

Start/End Date: Jan-16 / Apr-17

216540

2016 Average Month: 127

Type of Case: Filings

Jan-Apr 2016: 528

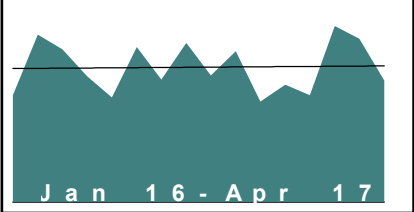
2017 Average Month:136

Filings Trending: ▲

Jan-Apr 2017 : 542

Overall AVG. Month: 129

Monthly Filings Summary



Jan --- Apr Filings

542

2017

528

2016

| Filings by Division |      |     |     |     |     |     |     |     |     |     |     |     |     |          |          |       |
|---------------------|------|-----|-----|-----|-----|-----|-----|-----|-----|-----|-----|-----|-----|----------|----------|-------|
|                     |      | Jan | Feb | Mar | Apr | May | Jun | Jul | Aug | Sep | Oct | Nov | Dec | Thru Apr | % Change | Total |
| Total               | 2017 | 102 | 168 | 156 | 116 | -   | -   | -   | -   | -   | -   | -   | -   | 542      | 3%       | 542   |
|                     | 2016 | 102 | 160 | 146 | 120 | 100 | 148 | 117 | 152 | 121 | 144 | 96  | 112 | 528      | ▲        | 1,518 |
| Civil               | 2017 | 12  | 18  | 26  | 21  | -   | -   | -   | -   | -   | -   | -   | -   | 77       | 8%       | 77    |
|                     | 2016 | 8   | 23  | 26  | 14  | 27  | 24  | 22  | 19  | 25  | 21  | 16  | 13  | 71       | ▲        | 238   |
| Criminal            | 2017 | 65  | 112 | 88  | 63  | -   | -   | -   | -   | -   | -   | -   | -   | 328      | -2%      | 328   |
|                     | 2016 | 62  | 100 | 86  | 88  | 50  | 92  | 72  | 105 | 56  | 87  | 56  | 75  | 336      | ▼        | 929   |
| Miscellaneous       | 2017 | 24  | 38  | 42  | 32  | -   | -   | -   | -   | -   | -   | -   | -   | 136      | 16%      | 136   |
|                     | 2016 | 30  | 37  | 34  | 16  | 23  | 31  | 23  | 28  | 40  | 36  | 23  | 24  | 117      | ▲        | 345   |
| Other               | 2017 | 1   | -   | -   | -   | -   | -   | -   | -   | -   | -   | -   | -   | 1        | -75%     | 1     |
|                     | 2016 | 2   | -   | -   | 2   | -   | 1   | -   | -   | -   | -   | 1   | -   | 4        | ▼        | 6     |

| Filings by Division & Case Category |                                   |      |     |     |     |     |     |     |     |     |     |     |     |          |          |       |
|-------------------------------------|-----------------------------------|------|-----|-----|-----|-----|-----|-----|-----|-----|-----|-----|-----|----------|----------|-------|
|                                     |                                   | Jan  | Feb | Mar | Apr | May | Jun | Jul | Aug | Sep | Oct | Nov | Dec | Thru Apr | % Change | Total |
| Civil                               | Administrative Law                | 2017 | -   | -   | 1   | -   | -   | -   | -   | -   | -   | -   | -   | 1        | -50%     | 1     |
|                                     |                                   | 2016 | 1   | 1   | -   | -   | 1   | 1   | -   | -   | -   | -   | -   | 2        | ▼        | 4     |
|                                     | Contested Divorce                 | 2017 | 3   | -   | -   | 2   | -   | -   | -   | -   | -   | -   | -   | 5        | 67%      | 5     |
|                                     |                                   | 2016 | -   | -   | 1   | 2   | 1   | 1   | -   | 3   | 1   | 2   | -   | 3        | ▲        | 11    |
|                                     | Domestic and Family - Level 1     | 2017 | -   | -   | 1   | 1   | -   | -   | -   | -   | -   | -   | -   | 2        | -50%     | 2     |
|                                     |                                   | 2016 | 1   | 1   | 2   | -   | 2   | 3   | -   | 2   | -   | -   | -   | 4        | ▼        | 12    |
|                                     | Domestic and Family - Level 2     | 2017 | 1   | 1   | 2   | 1   | -   | -   | -   | -   | -   | -   | -   | 5        | -44%     | 5     |
|                                     |                                   | 2016 | 1   | 2   | 3   | 3   | 5   | 3   | -   | 5   | 4   | -   | 1   | 9        | ▼        | 30    |
|                                     | General Civil - Level 1           | 2017 | -   | 1   | 2   | -   | -   | -   | -   | -   | -   | -   | -   | 3        | -40%     | 3     |
|                                     |                                   | 2016 | 1   | 2   | 1   | 1   | 2   | 1   | 1   | -   | -   | -   | 1   | 5        | ▼        | 11    |
|                                     | General Civil - Level 2           | 2017 | 5   | 8   | 10  | 11  | -   | -   | -   | -   | -   | -   | -   | 34       | 89%      | 34    |
|                                     |                                   | 2016 | 3   | 7   | 5   | 3   | 8   | 9   | 5   | 13  | 4   | 8   | 4   | 18       | ▲        | 77    |
| Criminal                            | General Civil - Level 3           | 2017 | 2   | 2   | 8   | 2   | -   | -   | -   | -   | -   | -   | -   | 14       | -13%     | 14    |
|                                     |                                   | 2016 | 1   | 1   | 10  | 4   | 6   | -   | 3   | 2   | 4   | 4   | 2   | 16       | ▼        | 44    |
|                                     | Probates/Wills and Trusts - Level | 2017 | -   | 2   | 1   | 1   | -   | -   | -   | -   | -   | -   | -   | 4        | 100%     | 4     |
|                                     |                                   | 2016 | -   | -   | 1   | 1   | 1   | -   | 1   | 1   | 1   | -   | 1   | 2        | ▲        | 8     |
|                                     | Uncontested Divorce               | 2017 | 1   | 4   | 1   | 3   | -   | -   | -   | -   | -   | -   | -   | 9        | -25%     | 9     |
|                                     |                                   | 2016 | -   | 9   | 3   | -   | 3   | 7   | 5   | 2   | 3   | 2   | 4   | 12       | ▼        | 41    |
|                                     | Capital Murder                    | 2017 | -   | 1   | -   | -   | -   | -   | -   | -   | -   | -   | -   | 1        | 1        | 1     |
|                                     |                                   | 2016 | -   | -   | -   | -   | -   | -   | -   | -   | -   | -   | -   | 0        | ↔        | 0     |
|                                     | Misdemeanor                       | 2017 | 15  | 14  | 30  | 19  | -   | -   | -   | -   | -   | -   | -   | 78       | -10%     | 78    |
|                                     |                                   | 2016 | 19  | 22  | 22  | 24  | 11  | 26  | 21  | 29  | 17  | 25  | 20  | 87       | ▼        | 255   |
|                                     | Non-Capital Felonies and          | 2017 | 47  | 95  | 51  | 43  | -   | -   | -   | -   | -   | -   | -   | 236      | 0%       | 236   |
|                                     |                                   | 2016 | 41  | 76  | 60  | 58  | 36  | 62  | 48  | 73  | 35  | 60  | 54  | 235      | ▲        | 639   |
| Miscellaneous                       | Other Criminally Related Matters  | 2017 | 3   | 2   | 7   | 1   | -   | -   | -   | -   | -   | -   | -   | 13       | -7%      | 13    |
|                                     |                                   | 2016 | 2   | 2   | 4   | 6   | 3   | 4   | 3   | 4   | 2   | -   | 2   | 14       | ▼        | 35    |
| Other                               | Miscellaneous                     | 2017 | 24  | 38  | 42  | 32  | -   | -   | -   | -   | -   | -   | -   | 136      | 16%      | 136   |
|                                     |                                   | 2016 | 30  | 37  | 34  | 16  | 23  | 31  | 23  | 28  | 40  | 36  | 23  | 117      | ▲        | 345   |
| Other                               | Other                             | 2017 | 1   | -   | -   | -   | -   | -   | -   | -   | -   | -   | -   | 1        | -75%     | 1     |
|                                     |                                   | 2016 | 2   | -   | -   | 2   | -   | 1   | -   | -   | -   | 1   | -   | 4        | ▼        | 6     |


January 2016 -- April 2017 Filings

Dashboard

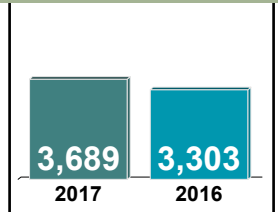
**Court:** Arlington Circuit  
**Start/End Date:** Jan-16 / Apr-17  
**2016 Average Month:** 893  
**Jan-Apr 2016:** 3,303  
**Filings Trending:** ▲

**Circuit/Court ID:** 17  
**217013**  
**Type of Case:** Filings  
**2017 Average Month:** 922  
**Jan-Apr 2017 :** 3,689  
**Overall AVG. Month:** 901

Monthly Filings Summary



Jan --- Apr Filings



Filings by Division

|                      |      | Jan | Feb | Mar | Apr | May | Jun | Jul | Aug   | Sep | Oct   | Nov | Dec | Thru Apr | % Change | Total  |
|----------------------|------|-----|-----|-----|-----|-----|-----|-----|-------|-----|-------|-----|-----|----------|----------|--------|
| <b>Total</b>         | 2017 | 875 | 935 | 934 | 945 | -   | -   | -   | -     | -   | -     | -   | -   | 3,689    | 12%      | 3,689  |
|                      | 2016 | 832 | 824 | 774 | 873 | 937 | 966 | 935 | 1,036 | 864 | 1,021 | 867 | 792 | 3,303    | ▲        | 10,721 |
| <b>Civil</b>         | 2017 | 137 | 127 | 117 | 134 | -   | -   | -   | -     | -   | -     | -   | -   | 515      | 12%      | 515    |
|                      | 2016 | 87  | 130 | 130 | 111 | 122 | 135 | 118 | 149   | 104 | 125   | 150 | 132 | 458      | ▲        | 1,493  |
| <b>Criminal</b>      | 2017 | 377 | 431 | 437 | 480 | -   | -   | -   | -     | -   | -     | -   | -   | 1,725    | 27%      | 1,725  |
|                      | 2016 | 264 | 380 | 313 | 403 | 468 | 485 | 444 | 507   | 428 | 537   | 368 | 345 | 1,360    | ▲        | 4,942  |
| <b>Miscellaneous</b> | 2017 | 176 | 184 | 176 | 156 | -   | -   | -   | -     | -   | -     | -   | -   | 692      | 2%       | 692    |
|                      | 2016 | 181 | 185 | 176 | 138 | 141 | 172 | 196 | 182   | 156 | 157   | 168 | 171 | 680      | ▲        | 2,023  |
| <b>Other</b>         | 2017 | 185 | 193 | 204 | 175 | -   | -   | -   | -     | -   | -     | -   | -   | 757      | -6%      | 757    |
|                      | 2016 | 300 | 129 | 155 | 221 | 206 | 174 | 177 | 198   | 176 | 202   | 181 | 144 | 805      | ▼        | 2,263  |

Filings by Division & Case Category

|                                     |                               |      | Jan | Feb | Mar | Apr | May | Jun | Jul | Aug | Sep | Oct | Nov | Dec | Thru Apr | % Change | Total |
|-------------------------------------|-------------------------------|------|-----|-----|-----|-----|-----|-----|-----|-----|-----|-----|-----|-----|----------|----------|-------|
| Civil                               | Administrative Law            | 2017 | 1   | -   | -   | -   | -   | -   | -   | -   | -   | -   | -   | -   | 1        | -88%     | 1     |
|                                     |                               | 2016 | -   | 4   | 2   | 2   | 3   | -   | 2   | 1   | 1   | 5   | 2   | -   | 8        | ▼        | 22    |
|                                     | Contested Divorce             | 2017 | 16  | 17  | 22  | 16  | -   | -   | -   | -   | -   | -   | -   | -   | 71       | 0%       | 71    |
|                                     |                               | 2016 | 12  | 19  | 21  | 19  | 31  | 24  | 23  | 20  | 18  | 16  | 24  | 17  | 71       | ↔        | 244   |
|                                     | Domestic and Family - Level 1 | 2017 | 3   | 1   | 2   | 2   | -   | -   | -   | -   | -   | -   | -   | -   | 8        | -47%     | 8     |
|                                     |                               | 2016 | 4   | -   | 4   | 7   | 5   | 2   | 1   | 4   | 1   | -   | 4   | 2   | 15       | ▼        | 34    |
|                                     | Domestic and Family - Level 2 | 2017 | 2   | 12  | 7   | 10  | -   | -   | -   | -   | -   | -   | -   | -   | 31       | 41%      | 31    |
|                                     |                               | 2016 | 5   | 9   | 3   | 5   | 5   | 3   | 7   | 5   | 7   | 15  | 6   | 4   | 22       | ▲        | 74    |
|                                     | General Civil - Level 1       | 2017 | 4   | 3   | 5   | 2   | -   | -   | -   | -   | -   | -   | -   | -   | 14       | 8%       | 14    |
|                                     |                               | 2016 | 3   | 3   | 2   | 5   | 3   | 3   | 2   | 3   | 1   | 1   | -   | 2   | 13       | ▲        | 28    |
|                                     | General Civil - Level 2       | 2017 | 66  | 52  | 30  | 64  | -   | -   | -   | -   | -   | -   | -   | -   | 212      | 32%      | 212   |
|                                     |                               | 2016 | 28  | 58  | 43  | 32  | 41  | 57  | 44  | 58  | 36  | 47  | 72  | 54  | 161      | ▲        | 570   |
| General Civil - Level 3             | 2017                          | 11   | 7   | 17  | 14  | -   | -   | -   | -   | -   | -   | -   | -   | 49  | 32%      | 49       |       |
|                                     | 2016                          | 3    | 8   | 13  | 13  | 4   | 10  | 11  | 24  | 6   | 9   | 11  | 13  | 37  | ▲        | 125      |       |
| Probates/Wills and Trusts - Level 1 | 2017                          | 2    | -   | 2   | 1   | -   | -   | -   | -   | -   | -   | -   | -   | 5   | -55%     | 5        |       |
|                                     | 2016                          | 4    | 1   | 4   | 2   | 2   | 1   | 1   | -   | 1   | -   | 1   | 3   | 11  | ▼        | 20       |       |
| Probates/Wills and Trusts - Level 2 | 2017                          | 15   | 11  | 12  | 10  | -   | -   | -   | -   | -   | -   | -   | -   | 48  | 20%      | 48       |       |
|                                     | 2016                          | 8    | 11  | 13  | 8   | 10  | 9   | 9   | 11  | 11  | 9   | 5   | 13  | 40  | ▲        | 117      |       |
| Uncontested Divorce                 | 2017                          | 17   | 24  | 20  | 15  | -   | -   | -   | -   | -   | -   | -   | -   | 76  | -5%      | 76       |       |
|                                     | 2016                          | 20   | 17  | 25  | 18  | 18  | 26  | 18  | 23  | 22  | 23  | 25  | 24  | 80  | ▼        | 259      |       |
|                                     |                               |      |     |     |     |     |     |     |     |     |     |     |     |     |          |          |       |
| Criminal                            | Misdemeanor                   | 2017 | 72  | 81  | 79  | 65  | -   | -   | -   | -   | -   | -   | -   | -   | 297      | 20%      | 297   |
|                                     |                               | 2016 | 58  | 64  | 57  | 69  | 78  | 98  | 72  | 110 | 102 | 85  | 58  | 69  | 248      | ▲        | 920   |
|                                     | Non-Capital Felonies and      | 2017 | 269 | 287 | 321 | 360 | -   | -   | -   | -   | -   | -   | -   | -   | 1,237    | 41%      | 1,237 |
|                                     |                               | 2016 | 163 | 253 | 186 | 278 | 339 | 332 | 322 | 336 | 295 | 408 | 268 | 240 | 880      | ▲        | 3,420 |
| Other Criminally Related Matters    | 2017                          | 36   | 63  | 37  | 55  | -   | -   | -   | -   | -   | -   | -   | -   | 191 | -18%     | 191      |       |
|                                     | 2016                          | 43   | 63  | 70  | 56  | 51  | 55  | 50  | 61  | 31  | 44  | 42  | 36  | 232 | ▼        | 602      |       |
|                                     |                               |      |     |     |     |     |     |     |     |     |     |     |     |     |          |          |       |
| Miscellaneous                       |                               | 2017 | 176 | 184 | 176 | 156 | -   | -   | -   | -   | -   | -   | -   | -   | 692      | 2%       | 692   |
|                                     |                               | 2016 | 181 | 185 | 176 | 138 | 141 | 172 | 196 | 182 | 156 | 157 | 168 | 171 | 680      | ▲        | 2,023 |
|                                     |                               |      |     |     |     |     |     |     |     |     |     |     |     |     |          |          |       |
| Other                               |                               | 2017 | 185 | 193 | 204 | 175 | -   | -   | -   | -   | -   | -   | -   | -   | 757      | -6%      | 757   |
|                                     |                               | 2016 | 300 | 129 | 155 | 221 | 206 | 174 | 177 | 198 | 176 | 202 | 181 | 144 | 805      | ▼        | 2,263 |
|                                     |                               |      |     |     |     |     |     |     |     |     |     |     |     |     |          |          |       |

January 2016 -- April 2017 Filings

Dashboard

Court: Fauquier Circuit

Circuit/Court ID: 20

Start/End Date: Jan-16 / Apr-17

220061

2016 Average Month: 305

Type of Case: Filings

Jan-Apr 2016: 1,405


2017 Average Month:299

Filings Trending: ▼

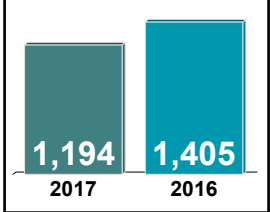
Jan-Apr 2017 : 1,194

Overall AVG. Month: 304

Monthly Filings Summary



Jan --- Apr Filings



| Filings by Division |      |     |     |     |     |     |     |     |     |     |     |     |     |          |          |       |
|---------------------|------|-----|-----|-----|-----|-----|-----|-----|-----|-----|-----|-----|-----|----------|----------|-------|
|                     |      | Jan | Feb | Mar | Apr | May | Jun | Jul | Aug | Sep | Oct | Nov | Dec | Thru Apr | % Change | Total |
| Total               | 2017 | 287 | 294 | 352 | 261 | -   | -   | -   | -   | -   | -   | -   | -   | 1,194    | -15%     | 1,194 |
|                     | 2016 | 402 | 348 | 379 | 276 | 304 | 261 | 320 | 283 | 293 | 219 | 319 | 261 | 1,405    | ▼        | 3,665 |
| Civil               | 2017 | 31  | 32  | 32  | 39  | -   | -   | -   | -   | -   | -   | -   | -   | 134      | -23%     | 134   |
|                     | 2016 | 33  | 45  | 46  | 49  | 48  | 35  | 37  | 45  | 47  | 29  | 40  | 37  | 173      | ▼        | 491   |
| Criminal            | 2017 | 66  | 82  | 163 | 79  | -   | -   | -   | -   | -   | -   | -   | -   | 390      | -2%      | 390   |
|                     | 2016 | 126 | 75  | 131 | 66  | 117 | 63  | 114 | 78  | 85  | 55  | 90  | 82  | 398      | ▼        | 1,082 |
| Miscellaneous       | 2017 | 159 | 145 | 129 | 111 | -   | -   | -   | -   | -   | -   | -   | -   | 544      | -24%     | 544   |
|                     | 2016 | 206 | 209 | 175 | 125 | 106 | 100 | 135 | 120 | 117 | 119 | 167 | 117 | 715      | ▼        | 1,696 |
| Other               | 2017 | 31  | 35  | 28  | 32  | -   | -   | -   | -   | -   | -   | -   | -   | 126      | 6%       | 126   |
|                     | 2016 | 37  | 19  | 27  | 36  | 33  | 63  | 34  | 40  | 44  | 16  | 22  | 25  | 119      | ▲        | 396   |

| Filings by Division & Case Category |                                  |      |     |     |     |     |     |     |     |     |     |     |     |     |          |          |       |       |
|-------------------------------------|----------------------------------|------|-----|-----|-----|-----|-----|-----|-----|-----|-----|-----|-----|-----|----------|----------|-------|-------|
|                                     |                                  |      | Jan | Feb | Mar | Apr | May | Jun | Jul | Aug | Sep | Oct | Nov | Dec | Thru Apr | % Change | Total |       |
| Civil                               | Administrative Law               | 2017 | 1   | -   | -   | -   | -   | -   | -   | -   | -   | -   | -   | -   | 1        | 0%       | 1     |       |
|                                     |                                  | 2016 | -   | 1   | -   | -   | -   | -   | -   | -   | -   | 2   | -   | 1   | -        | 1        | ↔     | 4     |
|                                     | Contested Divorce                | 2017 | 4   | 5   | 5   | 2   | -   | -   | -   | -   | -   | -   | -   | -   | -        | 16       | -33%  | 16    |
|                                     |                                  | 2016 | 4   | 6   | 5   | 9   | 6   | 3   | 8   | 6   | 3   | 2   | 2   | 2   | 8        | 24       | ▼     | 62    |
|                                     | Domestic and Family - Level 1    | 2017 | -   | -   | -   | -   | -   | -   | -   | -   | -   | -   | -   | -   | -        | 0        | 0     | 0     |
|                                     |                                  | 2016 | -   | -   | -   | -   | 1   | -   | -   | -   | -   | -   | -   | -   | -        | 0        | ↔     | 1     |
|                                     | Domestic and Family - Level 2    | 2017 | 1   | 3   | 1   | 4   | -   | -   | -   | -   | -   | -   | -   | -   | -        | 9        | -31%  | 9     |
|                                     |                                  | 2016 | 1   | 6   | 3   | 3   | 6   | -   | 2   | 5   | 2   | -   | 6   | 7   | 13       | 13       | ▼     | 41    |
|                                     | General Civil - Level 1          | 2017 | -   | -   | -   | -   | -   | -   | -   | -   | -   | -   | -   | -   | -        | 0        | -100% | 0     |
|                                     |                                  | 2016 | 1   | 2   | 3   | -   | 1   | 1   | 1   | 1   | 1   | 2   | 1   | 1   | -        | 6        | ▼     | 14    |
|                                     | General Civil - Level 2          | 2017 | 9   | 8   | 9   | 14  | -   | -   | -   | -   | -   | -   | -   | -   | -        | 40       | -20%  | 40    |
|                                     |                                  | 2016 | 13  | 11  | 11  | 15  | 18  | 10  | 10  | 18  | 18  | 5   | 12  | 11  | 50       | 50       | ▼     | 152   |
|                                     | General Civil - Level 3          | 2017 | 4   | 3   | 3   | 1   | -   | -   | -   | -   | -   | -   | -   | -   | -        | 11       | -39%  | 11    |
|                                     |                                  | 2016 | 1   | 6   | 7   | 4   | 6   | 4   | 3   | 2   | 4   | 5   | 6   | 4   | 18       | 18       | ▼     | 52    |
| Probates/Wills and Trusts - Level   | 2017                             | -    | -   | -   | -   | -   | -   | -   | -   | -   | -   | -   | -   | -   | 0        | -100%    | 0     |       |
|                                     | 2016                             | 1    | -   | -   | -   | -   | -   | -   | 1   | -   | -   | -   | -   | 1   | 1        | ▼        | 3     |       |
| Probates/Wills and Trusts - Level   | 2017                             | -    | 5   | -   | 4   | -   | -   | -   | -   | -   | -   | -   | -   | -   | 9        | 80%      | 9     |       |
|                                     | 2016                             | 1    | 2   | -   | 2   | -   | 5   | 1   | -   | 1   | 2   | 1   | 1   | 5   | 5        | ▲        | 16    |       |
| Uncontested Divorce                 | 2017                             | 12   | 8   | 14  | 14  | -   | -   | -   | -   | -   | -   | -   | -   | -   | 48       | -13%     | 48    |       |
|                                     | 2016                             | 11   | 11  | 17  | 16  | 10  | 12  | 11  | 13  | 15  | 14  | 11  | 5   | 55  | 55       | ▼        | 146   |       |
| Criminal                            | Misdemeanor                      | 2017 | 17  | 20  | 30  | 37  | -   | -   | -   | -   | -   | -   | -   | -   | -        | 104      | 7%    | 104   |
|                                     |                                  | 2016 | 21  | 18  | 39  | 19  | 29  | 26  | 38  | 30  | 34  | 24  | 20  | 18  | 97       | 97       | ▲     | 316   |
|                                     | Non-Capital Felonies and         | 2017 | 47  | 60  | 123 | 39  | -   | -   | -   | -   | -   | -   | -   | -   | -        | 269      | -5%   | 269   |
|                                     |                                  | 2016 | 101 | 54  | 87  | 42  | 80  | 31  | 70  | 42  | 48  | 30  | 67  | 60  | 284      | 284      | ▼     | 712   |
|                                     | Other Criminally Related Matters | 2017 | 2   | 2   | 10  | 3   | -   | -   | -   | -   | -   | -   | -   | -   | -        | 17       | 0%    | 17    |
|                                     |                                  | 2016 | 4   | 3   | 5   | 5   | 8   | 6   | 6   | 6   | 3   | 1   | 3   | 4   | 17       | 17       | ↔     | 54    |
|                                     | Miscellaneous                    | 2017 | 159 | 145 | 129 | 111 | -   | -   | -   | -   | -   | -   | -   | -   | -        | 544      | -24%  | 544   |
|                                     |                                  | 2016 | 206 | 209 | 175 | 125 | 106 | 100 | 135 | 120 | 117 | 119 | 167 | 117 | 715      | 715      | ▼     | 1,696 |
|                                     | Other                            | 2017 | 31  | 35  | 28  | 32  | -   | -   | -   | -   | -   | -   | -   | -   | -        | 126      | 6%    | 126   |
|                                     |                                  | 2016 | 37  | 19  | 27  | 36  | 33  | 63  | 34  | 40  | 44  | 16  | 22  | 25  | 119      | 119      | ▲     | 396   |
|                                     |                                  |      |     |     |     |     |     |     |     |     |     |     |     |     |          |          |       |       |

January 2016 -- April 2017 Filings

Dashboard

Court: Loudoun Circuit

Circuit/Court ID: 20

Start/End Date: Jan-16 / Apr-17

2016 Average Month: 871

Jan-Apr 2016: 3,723

Filings Trending: ▼

220107

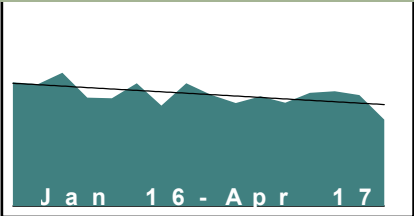
Type of Case: Filings

2017 Average Month:812

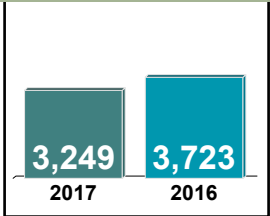
Jan-Apr 2017 : 3,249

Overall AVG. Month: 857

Monthly Filings Summary



Jan --- Apr Filings



| Filings by Division |      |     |     |       |     |     |     |     |     |     |     |     |     |          |          |        |
|---------------------|------|-----|-----|-------|-----|-----|-----|-----|-----|-----|-----|-----|-----|----------|----------|--------|
|                     |      | Jan | Feb | Mar   | Apr | May | Jun | Jul | Aug | Sep | Oct | Nov | Dec | Thru Apr | % Change | Total  |
| Total               | 2017 | 865 | 877 | 847   | 660 | -   | -   | -   | -   | -   | -   | -   | -   | 3,249    | -13%     | 3,249  |
|                     | 2016 | 945 | 931 | 1,019 | 828 | 824 | 938 | 767 | 939 | 849 | 788 | 838 | 790 | 3,723    | ▼        | 10,456 |
| Civil               | 2017 | 190 | 166 | 204   | 169 | -   | -   | -   | -   | -   | -   | -   | -   | 729      | -4%      | 729    |
|                     | 2016 | 166 | 198 | 205   | 189 | 205 | 219 | 165 | 217 | 208 | 169 | 179 | 181 | 758      | ▼        | 2,301  |
| Criminal            | 2017 | 188 | 253 | 183   | 130 | -   | -   | -   | -   | -   | -   | -   | -   | 754      | -7%      | 754    |
|                     | 2016 | 184 | 184 | 278   | 168 | 180 | 198 | 166 | 218 | 178 | 172 | 177 | 177 | 814      | ▼        | 2,280  |
| Miscellaneous       | 2017 | 446 | 433 | 440   | 342 | -   | -   | -   | -   | -   | -   | -   | -   | 1,661    | -18%     | 1,661  |
|                     | 2016 | 569 | 508 | 505   | 456 | 422 | 488 | 414 | 460 | 429 | 426 | 461 | 396 | 2,038    | ▼        | 5,534  |
| Other               | 2017 | 41  | 25  | 20    | 19  | -   | -   | -   | -   | -   | -   | -   | -   | 105      | -7%      | 105    |
|                     | 2016 | 26  | 41  | 31    | 15  | 17  | 33  | 22  | 44  | 34  | 21  | 21  | 36  | 113      | ▼        | 341    |

| Filings by Division & Case Category |                                   |      |     |     |     |     |     |     |     |     |     |     |     |          |          |       |
|-------------------------------------|-----------------------------------|------|-----|-----|-----|-----|-----|-----|-----|-----|-----|-----|-----|----------|----------|-------|
|                                     |                                   | Jan  | Feb | Mar | Apr | May | Jun | Jul | Aug | Sep | Oct | Nov | Dec | Thru Apr | % Change | Total |
| Civil                               | Administrative Law                | 2017 | 1   | -   | -   | 1   | -   | -   | -   | -   | -   | -   | -   | 2        | -33%     | 2     |
|                                     |                                   | 2016 | 1   | 1   | -   | 1   | 1   | -   | 4   | 1   | 2   | 4   | 1   | 3        | ▼        | 16    |
|                                     | Contested Divorce                 | 2017 | 29  | 21  | 13  | 20  | -   | -   | -   | -   | -   | -   | -   | 83       | -14%     | 83    |
|                                     |                                   | 2016 | 20  | 26  | 25  | 26  | 17  | 17  | 23  | 19  | 19  | 14  | 24  | 97       | ▼        | 250   |
|                                     | Domestic and Family - Level 1     | 2017 | 3   | 6   | 7   | 12  | -   | -   | -   | -   | -   | -   | -   | 28       | 17%      | 28    |
|                                     |                                   | 2016 | 1   | 7   | 8   | 8   | 6   | 8   | 7   | 6   | 15  | 6   | 8   | 24       | ▲        | 90    |
|                                     | Domestic and Family - Level 2     | 2017 | 15  | 11  | 14  | 13  | -   | -   | -   | -   | -   | -   | -   | 53       | 66%      | 53    |
|                                     |                                   | 2016 | 6   | 8   | 10  | 8   | 9   | 10  | 10  | 12  | 12  | 13  | 5   | 32       | ▲        | 112   |
|                                     | General Civil - Level 1           | 2017 | 1   | 3   | 2   | 1   | -   | -   | -   | -   | -   | -   | -   | 7        | -13%     | 7     |
|                                     |                                   | 2016 | 3   | -   | 5   | -   | 1   | 3   | 2   | 3   | 4   | 1   | 1   | 8        | ▼        | 28    |
|                                     | General Civil - Level 2           | 2017 | 39  | 41  | 60  | 42  | -   | -   | -   | -   | -   | -   | -   | 182      | 3%       | 182   |
|                                     |                                   | 2016 | 35  | 48  | 45  | 49  | 57  | 45  | 50  | 57  | 42  | 46  | 39  | 177      | ▲        | 561   |
|                                     | General Civil - Level 3           | 2017 | 21  | 25  | 26  | 15  | -   | -   | -   | -   | -   | -   | -   | 87       | -47%     | 87    |
|                                     |                                   | 2016 | 35  | 46  | 54  | 29  | 40  | 52  | 17  | 26  | 28  | 35  | 36  | 164      | ▼        | 421   |
| Criminal                            | Probates/Wills and Trusts - Level | 2017 | -   | -   | -   | 1   | -   | -   | -   | -   | -   | -   | -   | 1        | 0%       | 1     |
|                                     |                                   | 2016 | -   | -   | 1   | -   | 1   | 1   | -   | 3   | 1   | -   | 1   | 1        | ↔        | 8     |
|                                     | Probates/Wills and Trusts - Level | 2017 | 7   | 8   | 7   | 8   | -   | -   | -   | -   | -   | -   | -   | 30       | -3%      | 30    |
|                                     |                                   | 2016 | 10  | 7   | 9   | 5   | 13  | 11  | 3   | 11  | 8   | 9   | 15  | 31       | ▼        | 109   |
|                                     | Uncontested Divorce               | 2017 | 74  | 51  | 75  | 56  | -   | -   | -   | -   | -   | -   | -   | 256      | 16%      | 256   |
|                                     |                                   | 2016 | 55  | 55  | 48  | 63  | 60  | 72  | 49  | 79  | 77  | 41  | 56  | 221      | ▲        | 706   |
|                                     | Misdemeanor                       | 2017 | 37  | 52  | 47  | 22  | -   | -   | -   | -   | -   | -   | -   | 158      | -9%      | 158   |
|                                     |                                   | 2016 | 31  | 36  | 60  | 47  | 23  | 36  | 21  | 47  | 39  | 44  | 33  | 174      | ▼        | 451   |
|                                     | Non-Capital Felonies and          | 2017 | 108 | 164 | 94  | 78  | -   | -   | -   | -   | -   | -   | -   | 444      | 0%       | 444   |
|                                     |                                   | 2016 | 105 | 100 | 163 | 78  | 131 | 121 | 87  | 129 | 96  | 81  | 86  | 446      | ▼        | 1,274 |
| Other                               | Other Criminally Related Matters  | 2017 | 43  | 37  | 42  | 30  | -   | -   | -   | -   | -   | -   | -   | 152      | -22%     | 152   |
|                                     |                                   | 2016 | 48  | 48  | 55  | 43  | 26  | 41  | 58  | 42  | 43  | 47  | 58  | 194      | ▼        | 555   |
| Miscellaneous                       |                                   | 2017 | 446 | 433 | 440 | 342 | -   | -   | -   | -   | -   | -   | -   | 1,661    | -18%     | 1,661 |
|                                     |                                   | 2016 | 569 | 508 | 505 | 456 | 422 | 488 | 414 | 460 | 429 | 426 | 461 | 2,038    | ▼        | 5,534 |
| Other                               |                                   | 2017 | 41  | 25  | 20  | 19  | -   | -   | -   | -   | -   | -   | -   | 105      | -7%      | 105   |
|                                     |                                   | 2016 | 26  | 41  | 31  | 15  | 17  | 33  | 22  | 44  | 34  | 21  | 21  | 113      | ▼        | 341   |

January 2016 -- April 2017 Filings

Dashboard

Court: Rappahannock Circuit

Circuit/Court ID: 20

Start/End Date: Jan-16 / Apr-17

220157

2016 Average Month: 38

Type of Case: Filings

Jan-Apr 2016: 188

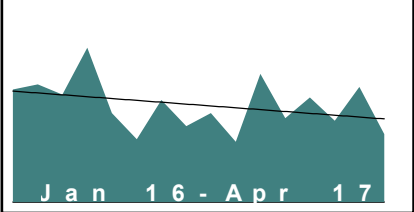
2017 Average Month:35

Filings Trending: ▼

Jan-Apr 2017 : 141

Overall AVG. Month: 37

Monthly Filings Summary



Jan --- Apr Filings

141

188

2017

2016

| Filings by Division |      |     |     |     |     |     |     |     |     |     |     |     |     |          |          |       |
|---------------------|------|-----|-----|-----|-----|-----|-----|-----|-----|-----|-----|-----|-----|----------|----------|-------|
|                     |      | Jan | Feb | Mar | Apr | May | Jun | Jul | Aug | Sep | Oct | Nov | Dec | Thru Apr | % Change | Total |
| Total               | 2017 | 40  | 31  | 44  | 26  | -   | -   | -   | -   | -   | -   | -   | -   | 141      | -25%     | 141   |
|                     | 2016 | 43  | 45  | 41  | 59  | 34  | 24  | 39  | 29  | 34  | 23  | 49  | 32  | 188      | ▼        | 452   |
| Civil               | 2017 | 8   | 2   | 8   | 1   | -   | -   | -   | -   | -   | -   | -   | -   | 19       | -17%     | 19    |
|                     | 2016 | 2   | 6   | 9   | 6   | 3   | 5   | 3   | 4   | 6   | 3   | 3   | 5   | 23       | ▼        | 55    |
| Criminal            | 2017 | 7   | 3   | 15  | 11  | -   | -   | -   | -   | -   | -   | -   | -   | 36       | -35%     | 36    |
|                     | 2016 | 11  | 4   | 3   | 37  | 6   | 1   | 5   | 3   | 3   | -   | 21  | 6   | 55       | ▼        | 100   |
| Miscellaneous       | 2017 | 17  | 15  | 18  | 14  | -   | -   | -   | -   | -   | -   | -   | -   | 64       | -22%     | 64    |
|                     | 2016 | 24  | 30  | 19  | 9   | 17  | 8   | 16  | 15  | 19  | 15  | 17  | 16  | 82       | ▼        | 205   |
| Other               | 2017 | 8   | 11  | 3   | -   | -   | -   | -   | -   | -   | -   | -   | -   | 22       | -21%     | 22    |
|                     | 2016 | 6   | 5   | 10  | 7   | 8   | 10  | 15  | 7   | 6   | 5   | 8   | 5   | 28       | ▼        | 92    |

| Filings by Division & Case Category |                                   |      |     |     |     |     |     |     |     |     |     |     |     |          |          |       |
|-------------------------------------|-----------------------------------|------|-----|-----|-----|-----|-----|-----|-----|-----|-----|-----|-----|----------|----------|-------|
|                                     |                                   | Jan  | Feb | Mar | Apr | May | Jun | Jul | Aug | Sep | Oct | Nov | Dec | Thru Apr | % Change | Total |
| Civil                               | Administrative Law                | 2017 | 1   | -   | -   | -   | -   | -   | -   | -   | -   | -   | -   | 1        | 1        | 1     |
|                                     |                                   | 2016 | -   | -   | -   | -   | -   | -   | -   | -   | -   | -   | -   | 0        | ↔        | 0     |
|                                     | Contested Divorce                 | 2017 | 2   | -   | -   | 1   | -   | -   | -   | -   | -   | -   | -   | 3        | -25%     | 3     |
|                                     |                                   | 2016 | 1   | 1   | -   | 2   | 1   | -   | -   | -   | 1   | 2   | 1   | 4        | ▼        | 9     |
|                                     | Domestic and Family - Level 1     | 2017 | -   | -   | -   | -   | -   | -   | -   | -   | -   | -   | -   | 0        | 0        | 0     |
|                                     |                                   | 2016 | -   | -   | -   | -   | 1   | -   | -   | 1   | -   | -   | -   | 0        | ↔        | 2     |
|                                     | Domestic and Family - Level 2     | 2017 | 1   | -   | -   | -   | -   | -   | -   | -   | -   | -   | -   | 1        | -75%     | 1     |
|                                     |                                   | 2016 | -   | -   | 3   | 1   | -   | 1   | -   | 1   | -   | -   | -   | 4        | ▼        | 7     |
|                                     | General Civil - Level 1           | 2017 | -   | -   | 1   | -   | -   | -   | -   | -   | -   | -   | -   | 1        | 1        | 1     |
|                                     |                                   | 2016 | -   | -   | -   | -   | -   | -   | -   | -   | -   | -   | -   | 0        | ↔        | 0     |
|                                     | General Civil - Level 2           | 2017 | -   | 1   | 2   | -   | -   | -   | -   | -   | -   | -   | -   | 3        | -25%     | 3     |
|                                     |                                   | 2016 | -   | 2   | 2   | -   | -   | 2   | -   | 2   | 1   | 1   | 3   | 4        | ▼        | 15    |
|                                     | General Civil - Level 3           | 2017 | 1   | -   | -   | -   | -   | -   | -   | -   | -   | -   | -   | 1        | -80%     | 1     |
|                                     |                                   | 2016 | -   | 2   | 1   | 2   | -   | 1   | 1   | -   | 2   | -   | -   | 5        | ▼        | 9     |
| Criminal                            | Probates/Wills and Trusts - Level | 2017 | -   | -   | -   | -   | -   | -   | -   | -   | -   | -   | -   | 0        | 0        | 0     |
|                                     |                                   | 2016 | -   | -   | -   | -   | -   | -   | -   | -   | 1   | -   | -   | 0        | ↔        | 1     |
|                                     | Probates/Wills and Trusts - Level | 2017 | -   | -   | 2   | -   | -   | -   | -   | -   | -   | -   | -   | 2        | 2        | 2     |
|                                     |                                   | 2016 | -   | -   | -   | -   | -   | -   | -   | -   | -   | -   | -   | 0        | ↔        | 0     |
|                                     | Uncontested Divorce               | 2017 | 3   | 1   | 3   | -   | -   | -   | -   | -   | -   | -   | -   | 7        | 17%      | 7     |
|                                     |                                   | 2016 | 1   | 1   | 3   | 1   | 1   | 1   | 2   | 1   | -   | -   | 1   | 6        | ▲        | 12    |
|                                     |                                   |      |     |     |     |     |     |     |     |     |     |     |     |          |          |       |
|                                     | Misdemeanor                       | 2017 | 6   | 1   | 2   | 4   | -   | -   | -   | -   | -   | -   | -   | 13       | 30%      | 13    |
|                                     |                                   | 2016 | 2   | 3   | 1   | 4   | 3   | -   | 3   | 3   | 1   | -   | 7   | 10       | ▲        | 29    |
|                                     | Non-Capital Felonies and          | 2017 | -   | 2   | 11  | 7   | -   | -   | -   | -   | -   | -   | -   | 20       | -56%     | 20    |
| Miscellaneous                       |                                   | 2016 | 9   | 1   | 2   | 33  | 2   | 1   | 2   | -   | 2   | -   | 12  | 45       | ▼        | 67    |
|                                     | Other Criminally Related Matters  | 2017 | 1   | -   | 2   | -   | -   | -   | -   | -   | -   | -   | -   | 3        | 3        | 3     |
|                                     |                                   | 2016 | -   | -   | -   | -   | 1   | -   | -   | -   | -   | 2   | 1   | 0        | ↔        | 4     |
|                                     |                                   |      |     |     |     |     |     |     |     |     |     |     |     |          |          |       |
|                                     | Miscellaneous                     | 2017 | 17  | 15  | 18  | 14  | -   | -   | -   | -   | -   | -   | -   | 64       | -22%     | 64    |
|                                     |                                   | 2016 | 24  | 30  | 19  | 9   | 17  | 8   | 16  | 15  | 19  | 15  | 17  | 82       | ▼        | 205   |
|                                     |                                   |      |     |     |     |     |     |     |     |     |     |     |     |          |          |       |
|                                     | Other                             | 2017 | 8   | 11  | 3   | -   | -   | -   | -   | -   | -   | -   | -   | 22       | -21%     | 22    |
|                                     |                                   | 2016 | 6   | 5   | 10  | 7   | 8   | 10  | 15  | 7   | 6   | 5   | 8   | 28       | ▼        | 92    |
|                                     |                                   |      |     |     |     |     |     |     |     |     |     |     |     |          |          |       |



January 2016 -- April 2017 Filings

Dashboard

Court: Henry Circuit

Start/End Date: Jan-16 / Apr-17

2016 Average Month: 372

Jan-Apr 2016: 1,839

Filings Trending: ▼

Circuit/Court ID: 21

221089

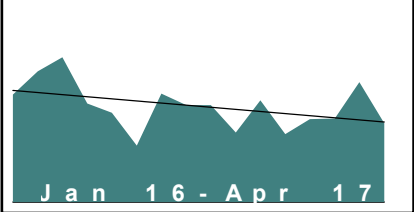
Type of Case: Filings

2017 Average Month:349

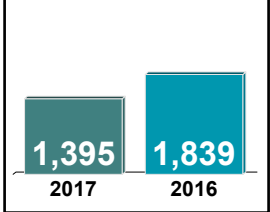
Jan-Apr 2017 : 1,395

Overall AVG. Month: 366

Monthly Filings Summary



Jan --- Apr Filings



| Filings by Division |      |     |     |     |     |     |     |     |     |     |     |     |     |          |          |       |
|---------------------|------|-----|-----|-----|-----|-----|-----|-----|-----|-----|-----|-----|-----|----------|----------|-------|
|                     |      | Jan | Feb | Mar | Apr | May | Jun | Jul | Aug | Sep | Oct | Nov | Dec | Thru Apr | % Change | Total |
| Total               | 2017 | 317 | 319 | 458 | 301 | -   | -   | -   | -   | -   | -   | -   | -   | 1,395    | -24%     | 1,395 |
|                     | 2016 | 411 | 499 | 553 | 376 | 341 | 216 | 414 | 370 | 370 | 266 | 389 | 260 | 1,839    | ▼        | 4,465 |
| Civil               | 2017 | 30  | 33  | 59  | 46  | -   | -   | -   | -   | -   | -   | -   | -   | 168      | -8%      | 168   |
|                     | 2016 | 32  | 64  | 37  | 50  | 36  | 37  | 37  | 47  | 44  | 36  | 31  | 39  | 183      | ▼        | 490   |
| Criminal            | 2017 | 157 | 174 | 217 | 121 | -   | -   | -   | -   | -   | -   | -   | -   | 669      | -17%     | 669   |
|                     | 2016 | 172 | 198 | 333 | 103 | 179 | 93  | 178 | 179 | 174 | 101 | 245 | 127 | 806      | ▼        | 2,082 |
| Miscellaneous       | 2017 | 113 | 94  | 152 | 109 | -   | -   | -   | -   | -   | -   | -   | -   | 468      | -38%     | 468   |
|                     | 2016 | 190 | 200 | 156 | 206 | 106 | 67  | 167 | 114 | 116 | 110 | 95  | 82  | 752      | ▼        | 1,609 |
| Other               | 2017 | 17  | 18  | 30  | 25  | -   | -   | -   | -   | -   | -   | -   | -   | 90       | -8%      | 90    |
|                     | 2016 | 17  | 37  | 27  | 17  | 20  | 19  | 32  | 30  | 36  | 19  | 18  | 12  | 98       | ▼        | 284   |

| Filings by Division & Case Category |                                   |      |     |     |     |     |     |     |     |     |     |     |     |          |          |       |
|-------------------------------------|-----------------------------------|------|-----|-----|-----|-----|-----|-----|-----|-----|-----|-----|-----|----------|----------|-------|
|                                     |                                   | Jan  | Feb | Mar | Apr | May | Jun | Jul | Aug | Sep | Oct | Nov | Dec | Thru Apr | % Change | Total |
| Civil                               | Administrative Law                | 2017 | -   | -   | 1   | -   | -   | -   | -   | -   | -   | -   | -   | 1        | 1        | 1     |
|                                     |                                   | 2016 | -   | -   | -   | -   | -   | -   | -   | -   | -   | -   | -   | 0        | ↔        | 0     |
|                                     | Contested Divorce                 | 2017 | 3   | 6   | 10  | 13  | -   | -   | -   | -   | -   | -   | -   | 32       | -3%      | 32    |
|                                     |                                   | 2016 | 4   | 12  | 7   | 10  | 1   | 10  | 6   | 11  | 8   | 9   | 6   | 33       | ▼        | 92    |
|                                     | Domestic and Family - Level 1     | 2017 | 3   | 1   | 1   | -   | -   | -   | -   | -   | -   | -   | -   | 5        | -38%     | 5     |
|                                     |                                   | 2016 | 1   | 5   | 1   | 1   | 2   | -   | 1   | 2   | 3   | 1   | 3   | 8        | ▼        | 20    |
|                                     | Domestic and Family - Level 2     | 2017 | 2   | 2   | 1   | 3   | -   | -   | -   | -   | -   | -   | -   | 8        | -11%     | 8     |
|                                     |                                   | 2016 | 2   | 6   | 1   | -   | 2   | -   | 4   | 4   | -   | 4   | 1   | 9        | ▼        | 28    |
|                                     | General Civil - Level 1           | 2017 | -   | -   | -   | -   | -   | -   | -   | -   | -   | -   | -   | 0        | 0        | 0     |
|                                     |                                   | 2016 | -   | -   | -   | -   | -   | -   | 1   | 2   | -   | -   | -   | 0        | ↔        | 3     |
|                                     | General Civil - Level 2           | 2017 | 4   | 4   | 5   | 5   | -   | -   | -   | -   | -   | -   | -   | 18       | -18%     | 18    |
|                                     |                                   | 2016 | 7   | 7   | 4   | 4   | 6   | 8   | 4   | 1   | 8   | 3   | 4   | 22       | ▼        | 60    |
|                                     | General Civil - Level 3           | 2017 | 7   | 8   | 6   | 2   | -   | -   | -   | -   | -   | -   | -   | 23       | -36%     | 23    |
|                                     |                                   | 2016 | 9   | 16  | 5   | 6   | 3   | 4   | 5   | 6   | 5   | 2   | 9   | 36       | ▼        | 75    |
| Criminal                            | Probates/Wills and Trusts - Level | 2017 | -   | -   | -   | 1   | -   | -   | -   | -   | -   | -   | -   | 1        | -67%     | 1     |
|                                     |                                   | 2016 | -   | 2   | 1   | -   | -   | -   | 1   | -   | -   | -   | -   | 3        | ▼        | 4     |
|                                     | Probates/Wills and Trusts - Level | 2017 | 1   | -   | 4   | -   | -   | -   | -   | -   | -   | -   | -   | 5        | -55%     | 5     |
|                                     |                                   | 2016 | 1   | 2   | 1   | 7   | 2   | 2   | 7   | 5   | 3   | 1   | 4   | 11       | ▼        | 39    |
|                                     | Uncontested Divorce               | 2017 | 10  | 12  | 31  | 22  | -   | -   | -   | -   | -   | -   | -   | 75       | 23%      | 75    |
|                                     |                                   | 2016 | 8   | 14  | 17  | 22  | 20  | 13  | 10  | 17  | 14  | 11  | 9   | 61       | ▲        | 169   |
|                                     | Misdemeanor                       | 2017 | 44  | 41  | 70  | 35  | -   | -   | -   | -   | -   | -   | -   | 190      | -4%      | 190   |
|                                     |                                   | 2016 | 44  | 75  | 49  | 30  | 53  | 33  | 30  | 69  | 37  | 36  | 50  | 198      | ▼        | 568   |
|                                     | Non-Capital Felonies and          | 2017 | 107 | 120 | 141 | 77  | -   | -   | -   | -   | -   | -   | -   | 445      | -22%     | 445   |
|                                     |                                   | 2016 | 122 | 115 | 275 | 62  | 113 | 50  | 138 | 104 | 131 | 54  | 193 | 574      | ▼        | 1,416 |
| Miscellaneous                       | Other Criminally Related Matters  | 2017 | 6   | 13  | 6   | 9   | -   | -   | -   | -   | -   | -   | -   | 34       | 0%       | 34    |
|                                     |                                   | 2016 | 6   | 8   | 9   | 11  | 13  | 10  | 10  | 6   | 6   | 11  | 2   | 34       | ↔        | 98    |
| Other                               | Miscellaneous                     | 2017 | 113 | 94  | 152 | 109 | -   | -   | -   | -   | -   | -   | -   | 468      | -38%     | 468   |
|                                     |                                   | 2016 | 190 | 200 | 156 | 206 | 106 | 67  | 167 | 114 | 116 | 110 | 95  | 752      | ▼        | 1,609 |
| Other                               | Other                             | 2017 | 17  | 18  | 30  | 25  | -   | -   | -   | -   | -   | -   | -   | 90       | -8%      | 90    |
|                                     |                                   | 2016 | 17  | 37  | 27  | 17  | 20  | 19  | 32  | 30  | 36  | 19  | 12  | 98       | ▼        | 284   |



January 2016 -- April 2017 Filings

Dashboard

Court: Patrick Circuit

Start/End Date: Jan-16 / Apr-17

2016 Average Month: 161

Jan-Apr 2016: 567

Filings Trending: ▲

Circuit/Court ID: 21

221141

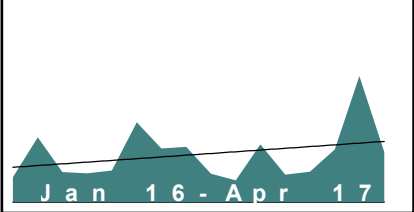
Type of Case: Filings

2017 Average Month:247

Jan-Apr 2017 : 989

Overall AVG. Month: 182

Monthly Filings Summary



Jan --- Apr Filings

989

567

2017

2016

| Filings by Division |      |     |     |     |     |     |     |     |     |     |     |     |     |          |          |       |
|---------------------|------|-----|-----|-----|-----|-----|-----|-----|-----|-----|-----|-----|-----|----------|----------|-------|
|                     |      | Jan | Feb | Mar | Apr | May | Jun | Jul | Aug | Sep | Oct | Nov | Dec | Thru Apr | % Change | Total |
| Total               | 2017 | 116 | 201 | 481 | 191 | -   | -   | -   | -   | -   | -   | -   | -   | 989      | 74%      | 989   |
|                     | 2016 | 95  | 247 | 115 | 110 | 121 | 305 | 205 | 211 | 108 | 83  | 221 | 105 | 567      | ▲        | 1,926 |
| Civil               | 2017 | 14  | 13  | 16  | 11  | -   | -   | -   | -   | -   | -   | -   | -   | 54       | -4%      | 54    |
|                     | 2016 | 13  | 17  | 13  | 13  | 14  | 8   | 12  | 10  | 10  | 17  | 14  | 11  | 56       | ▼        | 152   |
| Criminal            | 2017 | 48  | 131 | 390 | 115 | -   | -   | -   | -   | -   | -   | -   | -   | 684      | 162%     | 684   |
|                     | 2016 | 46  | 102 | 50  | 63  | 55  | 244 | 117 | 136 | 56  | 21  | 153 | 50  | 261      | ▲        | 1,093 |
| Miscellaneous       | 2017 | 53  | 57  | 75  | 65  | -   | -   | -   | -   | -   | -   | -   | -   | 250      | 0%       | 250   |
|                     | 2016 | 36  | 128 | 52  | 34  | 52  | 53  | 74  | 65  | 42  | 44  | 54  | 44  | 250      | ↔        | 678   |
| Other               | 2017 | 1   | -   | -   | -   | -   | -   | -   | -   | -   | -   | -   | -   | 1        | 1        | 1     |
|                     | 2016 | -   | -   | -   | -   | -   | -   | 2   | -   | -   | 1   | -   | -   | 0        | ↔        | 3     |

| Filings by Division & Case Category |                                   |      |     |     |     |     |     |     |     |     |     |     |     |          |          |       |
|-------------------------------------|-----------------------------------|------|-----|-----|-----|-----|-----|-----|-----|-----|-----|-----|-----|----------|----------|-------|
|                                     |                                   | Jan  | Feb | Mar | Apr | May | Jun | Jul | Aug | Sep | Oct | Nov | Dec | Thru Apr | % Change | Total |
| Civil                               | Contested Divorce                 | 2017 | 5   | 4   | 2   | 3   | -   | -   | -   | -   | -   | -   | -   | 14       | 56%      | 14    |
|                                     |                                   | 2016 | 3   | 4   | 2   | -   | 2   | 1   | 1   | 4   | 1   | 4   | 3   | 9        | ▲        | 25    |
|                                     | Domestic and Family - Level 1     | 2017 | -   | -   | -   | -   | -   | -   | -   | -   | -   | -   | -   | 0        | -100%    | 0     |
|                                     |                                   | 2016 | -   | 1   | -   | -   | -   | 1   | 1   | -   | -   | -   | -   | 1        | ▼        | 3     |
|                                     | Domestic and Family - Level 2     | 2017 | 1   | -   | -   | 3   | -   | -   | -   | -   | -   | -   | -   | 4        | 100%     | 4     |
|                                     |                                   | 2016 | -   | -   | 1   | 1   | -   | 1   | -   | -   | -   | -   | 1   | 2        | ▲        | 4     |
|                                     | General Civil - Level 2           | 2017 | 2   | 1   | 3   | 2   | -   | -   | -   | -   | -   | -   | -   | 8        | 167%     | 8     |
|                                     |                                   | 2016 | 1   | 1   | -   | 1   | 1   | 1   | 2   | -   | 2   | 4   | 1   | 3        | ▲        | 14    |
|                                     | General Civil - Level 3           | 2017 | 1   | 5   | 2   | 1   | -   | -   | -   | -   | -   | -   | -   | 9        | -18%     | 9     |
|                                     |                                   | 2016 | 1   | 6   | 2   | 2   | 4   | 1   | 1   | 4   | 3   | 5   | 2   | 11       | ▼        | 32    |
| Criminal                            | Probates/Wills and Trusts - Level | 2017 | 2   | -   | -   | -   | -   | -   | -   | -   | -   | -   | -   | 2        | 0%       | 2     |
|                                     |                                   | 2016 | -   | -   | 1   | 1   | 1   | -   | 3   | 1   | 3   | 2   | 1   | 2        | ↔        | 13    |
|                                     | Uncontested Divorce               | 2017 | 3   | 3   | 9   | 2   | -   | -   | -   | -   | -   | -   | -   | 17       | -39%     | 17    |
|                                     |                                   | 2016 | 8   | 5   | 7   | 8   | 6   | 3   | 4   | 4   | 2   | 6   | 1   | 28       | ▼        | 61    |
|                                     | Capital Murder                    | 2017 | -   | -   | -   | -   | -   | -   | -   | -   | -   | -   | -   | 0        | 0        | 0     |
|                                     |                                   | 2016 | -   | -   | -   | -   | -   | -   | 1   | -   | -   | -   | -   | 0        | ↔        | 1     |
|                                     | Misdemeanor                       | 2017 | 16  | 50  | 19  | 42  | -   | -   | -   | -   | -   | -   | -   | 127      | 84%      | 127   |
|                                     |                                   | 2016 | 9   | 25  | 22  | 13  | 11  | 15  | 8   | 31  | 4   | 9   | 35  | 69       | ▲        | 191   |
|                                     | Non-Capital Felonies and          | 2017 | 25  | 57  | 371 | 53  | -   | -   | -   | -   | -   | -   | -   | 506      | 212%     | 506   |
|                                     |                                   | 2016 | 35  | 66  | 28  | 33  | 43  | 229 | 108 | 86  | 52  | 12  | 88  | 162      | ▲        | 821   |
| Miscellaneous                       | Other Criminally Related Matters  | 2017 | 7   | 24  | -   | 20  | -   | -   | -   | -   | -   | -   | -   | 51       | 70%      | 51    |
|                                     |                                   | 2016 | 2   | 11  | -   | 17  | 1   | -   | 1   | 18  | -   | 30  | -   | 30       | ▲        | 80    |
| Other                               | Miscellaneous                     | 2017 | 53  | 57  | 75  | 65  | -   | -   | -   | -   | -   | -   | -   | 250      | 0%       | 250   |
|                                     |                                   | 2016 | 36  | 128 | 52  | 34  | 52  | 53  | 74  | 65  | 42  | 44  | 54  | 250      | ↔        | 678   |
|                                     | Other                             | 2017 | 1   | -   | -   | -   | -   | -   | -   | -   | -   | -   | -   | 1        | 1        | 1     |
|                                     |                                   | 2016 | -   | -   | -   | -   | -   | -   | 2   | -   | -   | 1   | -   | 0        | ↔        | 3     |

January 2016 -- April 2017 Filings

Dashboard

Court: Martinsville Circuit

Circuit/Court ID: 21

Start/End Date: Jan-16 / Apr-17

2016 Average Month: 123

Jan-Apr 2016: 536

Filings Trending: ▼

Circuit/Court ID: 21

221690

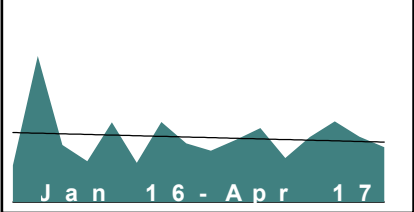
Type of Case: Filings

2017 Average Month:127

Jan-Apr 2017 : 508

Overall AVG. Month: 124

Monthly Filings Summary



Jan --- Apr Filings

508

536

2017

2016

| Filings by Division |      |     |     |     |     |     |     |     |     |     |     |     |     |          |          |       |
|---------------------|------|-----|-----|-----|-----|-----|-----|-----|-----|-----|-----|-----|-----|----------|----------|-------|
|                     |      | Jan | Feb | Mar | Apr | May | Jun | Jul | Aug | Sep | Oct | Nov | Dec | Thru Apr | % Change | Total |
| Total               | 2017 | 124 | 154 | 125 | 105 | -   | -   | -   | -   | -   | -   | -   | -   | 508      | -5%      | 508   |
|                     | 2016 | 70  | 279 | 109 | 78  | 152 | 75  | 153 | 112 | 98  | 119 | 141 | 84  | 536      | ▼        | 1,470 |
| Civil               | 2017 | 7   | 5   | 10  | 8   | -   | -   | -   | -   | -   | -   | -   | -   | 30       | -17%     | 30    |
|                     | 2016 | 8   | 11  | 9   | 8   | 8   | 6   | 11  | 4   | 14  | 8   | 7   | 10  | 36       | ▼        | 104   |
| Criminal            | 2017 | 45  | 109 | 60  | 68  | -   | -   | -   | -   | -   | -   | -   | -   | 282      | -28%     | 282   |
|                     | 2016 | 36  | 242 | 70  | 45  | 123 | 50  | 120 | 78  | 65  | 80  | 107 | 49  | 393      | ▼        | 1,065 |
| Miscellaneous       | 2017 | 13  | 17  | 24  | 16  | -   | -   | -   | -   | -   | -   | -   | -   | 70       | 17%      | 70    |
|                     | 2016 | 15  | 10  | 25  | 10  | 15  | 11  | 12  | 18  | 13  | 12  | 17  | 15  | 60       | ▲        | 173   |
| Other               | 2017 | 59  | 23  | 31  | 13  | -   | -   | -   | -   | -   | -   | -   | -   | 126      | 168%     | 126   |
|                     | 2016 | 11  | 16  | 5   | 15  | 6   | 8   | 10  | 12  | 6   | 19  | 10  | 10  | 47       | ▲        | 128   |

| Filings by Division & Case Category |                                   |      |     |     |     |     |     |     |     |     |     |     |     |          |          |       |
|-------------------------------------|-----------------------------------|------|-----|-----|-----|-----|-----|-----|-----|-----|-----|-----|-----|----------|----------|-------|
|                                     |                                   | Jan  | Feb | Mar | Apr | May | Jun | Jul | Aug | Sep | Oct | Nov | Dec | Thru Apr | % Change | Total |
| Civil                               | Administrative Law                | 2017 | -   | -   | -   | 1   | -   | -   | -   | -   | -   | -   | -   | 1        | 1        | 1     |
|                                     |                                   | 2016 | -   | -   | -   | -   | -   | -   | -   | 1   | -   | -   | -   | 0        | ↔        | 1     |
|                                     | Contested Divorce                 | 2017 | -   | 1   | -   | 1   | -   | -   | -   | -   | -   | -   | -   | 2        | -75%     | 2     |
|                                     |                                   | 2016 | 2   | 2   | 4   | -   | 2   | 1   | 2   | -   | 2   | -   | 1   | 8        | ▼        | 17    |
|                                     | Domestic and Family - Level 1     | 2017 | -   | -   | 1   | -   | -   | -   | -   | -   | -   | -   | -   | 1        | 1        | 1     |
|                                     |                                   | 2016 | -   | -   | -   | -   | -   | -   | -   | -   | -   | -   | 1   | 0        | ↔        | 1     |
|                                     | Domestic and Family - Level 2     | 2017 | -   | -   | -   | -   | -   | -   | -   | -   | -   | -   | -   | 0        | -100%    | 0     |
|                                     |                                   | 2016 | -   | 1   | -   | -   | -   | 1   | -   | -   | -   | 1   | 1   | 1        | ▼        | 4     |
|                                     | General Civil - Level 1           | 2017 | 1   | -   | -   | 2   | -   | -   | -   | -   | -   | -   | -   | 3        | 3        | 3     |
|                                     |                                   | 2016 | -   | -   | -   | -   | -   | -   | 1   | -   | 2   | -   | -   | 0        | ↔        | 3     |
|                                     | General Civil - Level 2           | 2017 | 3   | 1   | 1   | 3   | -   | -   | -   | -   | -   | -   | -   | 8        | 60%      | 8     |
|                                     |                                   | 2016 | 1   | 2   | -   | 2   | 1   | 1   | 5   | 3   | 2   | 2   | 2   | 5        | ▲        | 23    |
| Criminal                            | General Civil - Level 3           | 2017 | 1   | 2   | -   | -   | -   | -   | -   | -   | -   | -   | -   | 3        | -50%     | 3     |
|                                     |                                   | 2016 | 1   | 2   | 1   | 2   | 1   | 1   | -   | 1   | 3   | 1   | 2   | 6        | ▼        | 15    |
|                                     | Probates/Wills and Trusts - Level | 2017 | -   | -   | 1   | -   | -   | -   | -   | -   | -   | -   | -   | 1        | -75%     | 1     |
|                                     |                                   | 2016 | 1   | 2   | 1   | -   | 1   | 1   | -   | 1   | -   | -   | 2   | 4        | ▼        | 9     |
|                                     | Uncontested Divorce               | 2017 | 2   | 1   | 7   | 1   | -   | -   | -   | -   | -   | -   | -   | 11       | -8%      | 11    |
|                                     |                                   | 2016 | 3   | 2   | 3   | 4   | 3   | 2   | 3   | -   | 7   | 1   | 2   | 12       | ▼        | 31    |
|                                     | Misdemeanor                       | 2017 | 22  | 19  | 16  | 14  | -   | -   | -   | -   | -   | -   | -   | 71       | 13%      | 71    |
|                                     |                                   | 2016 | 9   | 29  | 16  | 9   | 18  | 7   | 16  | 31  | 17  | 23  | 21  | 63       | ▲        | 205   |
|                                     | Non-Capital Felonies and          | 2017 | 22  | 87  | 41  | 49  | -   | -   | -   | -   | -   | -   | -   | 199      | -37%     | 199   |
|                                     |                                   | 2016 | 26  | 207 | 49  | 34  | 105 | 42  | 103 | 47  | 52  | 81  | 40  | 316      | ▼        | 832   |
|                                     | Other Criminally Related Matters  | 2017 | 1   | 3   | 3   | 5   | -   | -   | -   | -   | -   | -   | -   | 12       | -14%     | 12    |
|                                     |                                   | 2016 | 1   | 6   | 5   | 2   | -   | 1   | 1   | -   | 5   | 5   | -   | 14       | ▼        | 28    |
| Miscellaneous                       |                                   | 2017 | 13  | 17  | 24  | 16  | -   | -   | -   | -   | -   | -   | -   | 70       | 17%      | 70    |
|                                     |                                   | 2016 | 15  | 10  | 25  | 10  | 15  | 11  | 12  | 13  | 12  | 17  | 15  | 60       | ▲        | 173   |
| Other                               |                                   | 2017 | 59  | 23  | 31  | 13  | -   | -   | -   | -   | -   | -   | -   | 126      | 168%     | 126   |
|                                     |                                   | 2016 | 11  | 16  | 5   | 15  | 6   | 8   | 10  | 12  | 6   | 19  | 10  | 47       | ▲        | 128   |

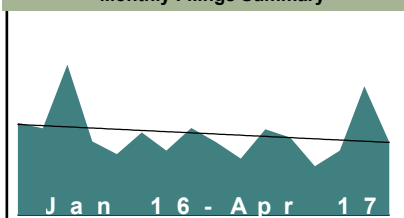
January 2016 -- April 2017 Filings

## Dashboard

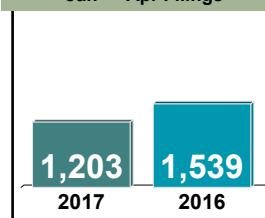
**Court:** Franklin County Circuit  
**Start/End Date:** Jan-16 / Apr-17  
**2016 Average Month:** 315  
**Jan-Apr 2016:** 1,539  
**Filings Trending:** ▼

**Circuit/Court ID:** 22  
 222067  
**Type of Case:** Filings  
**2017 Average Month:** 301  
**Jan-Apr 2017 :** 1,203  
**Overall AVG. Month:** 312

## Monthly Filings Summary



## Jan --- Apr Filings



## Filings by Division

|                      |      | Jan | Feb | Mar | Apr | May | Jun | Jul | Aug | Sep | Oct | Nov | Dec | Thru Apr | % Change | Total |
|----------------------|------|-----|-----|-----|-----|-----|-----|-----|-----|-----|-----|-----|-----|----------|----------|-------|
| <b>Total</b>         | 2017 | 186 | 246 | 492 | 279 | -   | -   | -   | -   | -   | -   | -   | -   | 1,203    | -22%     | 1,203 |
|                      | 2016 | 352 | 331 | 575 | 281 | 233 | 316 | 246 | 332 | 279 | 216 | 328 | 296 | 1,539    | ▼        | 3,785 |
| <b>Civil</b>         | 2017 | 29  | 46  | 38  | 32  | -   | -   | -   | -   | -   | -   | -   | -   | 145      | -3%      | 145   |
|                      | 2016 | 32  | 33  | 37  | 48  | 38  | 37  | 28  | 41  | 39  | 33  | 33  | 30  | 150      | ▼        | 429   |
| <b>Criminal</b>      | 2017 | 72  | 114 | 318 | 170 | -   | -   | -   | -   | -   | -   | -   | -   | 674      | -17%     | 674   |
|                      | 2016 | 138 | 126 | 394 | 151 | 114 | 175 | 102 | 153 | 113 | 70  | 191 | 177 | 809      | ▼        | 1,904 |
| <b>Miscellaneous</b> | 2017 | 85  | 85  | 134 | 77  | -   | -   | -   | -   | -   | -   | -   | -   | 381      | -34%     | 381   |
|                      | 2016 | 181 | 172 | 144 | 81  | 81  | 104 | 116 | 135 | 127 | 111 | 103 | 89  | 578      | ▼        | 1,444 |
| <b>Other</b>         | 2017 | -   | 1   | 2   | -   | -   | -   | -   | -   | -   | -   | -   | -   | 3        | 50%      | 3     |
|                      | 2016 | 1   | -   | -   | 1   | -   | -   | -   | 3   | -   | 2   | 1   | -   | 2        | ▲        | 8     |

## Filings by Division &amp; Case Category

|                      |  | Jan  | Feb | Mar | Apr | May | Jun | Jul | Aug | Sep | Oct | Nov | Dec | Thru Apr | % Change | Total |
|----------------------|--|------|-----|-----|-----|-----|-----|-----|-----|-----|-----|-----|-----|----------|----------|-------|
| <b>Civil</b>         | <b>Administrative Law</b>                | 2017 | 2   | 1   | -   | -   | -   | -   | -   | -   | -   | -   | -   | 3        | 3        | 3     |
|                      |  | 2016 | -   | -   | -   | -   | -   | -   | 1   | -   | -   | -   | -   | 0        | ↔        | 1     |
|                      | <b>Contested Divorce</b>                 | 2017 | 2   | 5   | 10  | 8   | -   | -   | -   | -   | -   | -   | -   | 25       | -19%     | 25    |
|                      |  | 2016 | 7   | 6   | 14  | 4   | 4   | 4   | 5   | 7   | 5   | 4   | 2   | 31       | ▼        | 65    |
|                      | <b>Domestic and Family - Level 1</b>     | 2017 | 4   | 1   | 1   | 2   | -   | -   | -   | -   | -   | -   | -   | 8        | 14%      | 8     |
|                      |  | 2016 | 1   | 1   | 1   | 4   | 3   | 3   | 2   | 1   | 3   | 1   | 6   | 7        | ▲        | 27    |
|                      | <b>Domestic and Family - Level 2</b>     | 2017 | -   | 1   | -   | 1   | -   | -   | -   | -   | -   | -   | -   | 2        | -82%     | 2     |
|                      |  | 2016 | 3   | 2   | 2   | 4   | -   | 2   | 1   | 7   | -   | 1   | 1   | 11       | ▼        | 24    |
|                      | <b>General Civil - Level 1</b>           | 2017 | -   | -   | -   | 2   | -   | -   | -   | -   | -   | -   | -   | 2        | 100%     | 2     |
|                      |  | 2016 | -   | -   | 1   | -   | -   | -   | -   | -   | -   | -   | -   | 1        | ▲        | 1     |
|                      | <b>General Civil - Level 2</b>           | 2017 | 6   | 12  | 6   | 8   | -   | -   | -   | -   | -   | -   | -   | 32       | 23%      | 32    |
|                      |  | 2016 | 5   | 3   | 7   | 11  | 10  | 10  | 8   | 2   | 10  | 9   | 8   | 26       | ▲        | 93    |
|                      | <b>General Civil - Level 3</b>           | 2017 | 3   | 10  | 2   | 1   | -   | -   | -   | -   | -   | -   | -   | 16       | 33%      | 16    |
|                      |  | 2016 | 1   | 3   | 2   | 6   | 7   | 3   | 3   | 7   | 8   | 6   | 6   | 12       | ▲        | 59    |
| <b>Criminal</b>      | <b>Probates/Wills and Trusts - Level</b> | 2017 | -   | -   | -   | -   | -   | -   | -   | -   | -   | -   | -   | 0        | 0        | 0     |
|                      |  | 2016 | -   | -   | -   | -   | -   | -   | 1   | 1   | -   | -   | -   | 0        | ↔        | 2     |
|                      | <b>Probates/Wills and Trusts - Level</b> | 2017 | 1   | 2   | 3   | 1   | -   | -   | -   | -   | -   | -   | -   | 7        | 0%       | 7     |
|                      |  | 2016 | 4   | 1   | -   | 2   | -   | -   | 2   | 2   | -   | 3   | -   | 7        | ↔        | 14    |
|                      | <b>Uncontested Divorce</b>               | 2017 | 11  | 14  | 16  | 9   | -   | -   | -   | -   | -   | -   | -   | 50       | -9%      | 50    |
|                      |  | 2016 | 11  | 17  | 10  | 17  | 14  | 15  | 9   | 13  | 11  | 10  | 9   | 55       | ▼        | 143   |
|                      | <b>Capital Murder</b>                    | 2017 | -   | -   | -   | -   | -   | -   | -   | -   | -   | -   | -   | 0        | 0        | 0     |
|                      |  | 2016 | -   | -   | -   | -   | -   | -   | -   | -   | -   | 1   | -   | 0        | ↔        | 1     |
|                      | <b>Misdemeanor</b>                       | 2017 | 40  | 34  | 42  | 35  | -   | -   | -   | -   | -   | -   | -   | 151      | -43%     | 151   |
|                      |  | 2016 | 53  | 44  | 97  | 73  | 44  | 42  | 30  | 49  | 40  | 33  | 37  | 267      | ▼        | 580   |
| <b>Miscellaneous</b> | <b>Non-Capital Felonies and</b>          | 2017 | 32  | 79  | 268 | 133 | -   | -   | -   | -   | -   | -   | -   | 512      | -2%      | 512   |
|                      |  | 2016 | 80  | 78  | 295 | 71  | 65  | 125 | 64  | 95  | 66  | 35  | 145 | 524      | ▼        | 1,258 |
|                      | <b>Other Criminally Related Matters</b>  | 2017 | -   | 1   | 8   | 2   | -   | -   | -   | -   | -   | -   | -   | 11       | -39%     | 11    |
|                      |  | 2016 | 5   | 4   | 2   | 7   | 5   | 8   | 8   | 9   | 7   | 2   | 1   | 18       | ▼        | 65    |
|                      | <b>Miscellaneous</b>                     | 2017 | 85  | 85  | 134 | 77  | -   | -   | -   | -   | -   | -   | -   | 381      | -34%     | 381   |
| <b>Other</b>         |  | 2016 | 181 | 172 | 144 | 81  | 81  | 104 | 116 | 135 | 127 | 111 | 103 | 578      | ▼        | 1,444 |
|                      | <b>Other</b>                             | 2017 | -   | 1   | 2   | -   | -   | -   | -   | -   | -   | -   | -   | 3        | 50%      | 3     |
|                      |  | 2016 | 1   | -   | -   | 1   | -   | -   | -   | 3   | -   | 2   | 1   | 2        | ▲        | 8     |

January 2016 -- April 2017 Filings

Dashboard

Court: Pittsylvania Circuit

Circuit/Court ID: 22

Start/End Date: Jan-16 / Apr-17

222143

2016 Average Month: 368

Type of Case: Filings

Jan-Apr 2016: 1,790

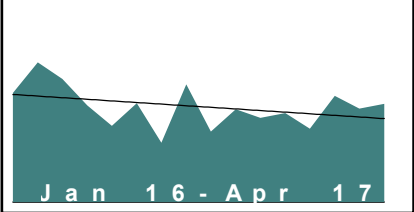
2017 Average Month:355

Filings Trending: ▼

Jan-Apr 2017 : 1,418

Overall AVG. Month: 365

Monthly Filings Summary



Jan --- Apr Filings

1,418

1,790

2017

2016

| Filings by Division |      |     |     |     |     |     |     |     |     |     |     |     |     |          |          |       |
|---------------------|------|-----|-----|-----|-----|-----|-----|-----|-----|-----|-----|-----|-----|----------|----------|-------|
|                     |      | Jan | Feb | Mar | Apr | May | Jun | Jul | Aug | Sep | Oct | Nov | Dec | Thru Apr | % Change | Total |
| Total               | 2017 | 280 | 406 | 357 | 375 | -   | -   | -   | -   | -   | -   | -   | -   | 1,418    | -21%     | 1,418 |
|                     | 2016 | 417 | 534 | 470 | 369 | 291 | 378 | 226 | 450 | 269 | 354 | 321 | 340 | 1,790    | ▼        | 4,419 |
| Civil               | 2017 | 38  | 40  | 46  | 39  | -   | -   | -   | -   | -   | -   | -   | -   | 163      | 33%      | 163   |
|                     | 2016 | 17  | 34  | 45  | 27  | 32  | 24  | 43  | 52  | 37  | 37  | 35  | 37  | 123      | ▲        | 420   |
| Criminal            | 2017 | 65  | 108 | 77  | 158 | -   | -   | -   | -   | -   | -   | -   | -   | 408      | -23%     | 408   |
|                     | 2016 | 81  | 136 | 154 | 161 | 90  | 210 | 37  | 186 | 88  | 128 | 99  | 135 | 532      | ▼        | 1,505 |
| Miscellaneous       | 2017 | 156 | 231 | 207 | 138 | -   | -   | -   | -   | -   | -   | -   | -   | 732      | -26%     | 732   |
|                     | 2016 | 269 | 321 | 244 | 156 | 141 | 118 | 127 | 182 | 122 | 160 | 171 | 150 | 990      | ▼        | 2,161 |
| Other               | 2017 | 21  | 27  | 27  | 40  | -   | -   | -   | -   | -   | -   | -   | -   | 115      | -21%     | 115   |
|                     | 2016 | 50  | 43  | 27  | 25  | 28  | 26  | 19  | 30  | 22  | 29  | 16  | 18  | 145      | ▼        | 333   |

| Filings by Division & Case Category |                               |      |     |     |     |     |     |     |     |     |     |     |     |     |          |          |       |
|-------------------------------------|-------------------------------|------|-----|-----|-----|-----|-----|-----|-----|-----|-----|-----|-----|-----|----------|----------|-------|
|                                     |                               |      | Jan | Feb | Mar | Apr | May | Jun | Jul | Aug | Sep | Oct | Nov | Dec | Thru Apr | % Change | Total |
| Civil                               | Administrative Law            | 2017 | -   | -   | -   | -   | -   | -   | -   | -   | -   | -   | -   | -   | 0        | 0        | 0     |
|                                     |                               | 2016 | -   | -   | -   | -   | 1   | -   | 1   | -   | -   | -   | -   | -   | 0        | ↔        | 2     |
|                                     | Contested Divorce             | 2017 | 7   | 8   | 12  | 10  | -   | -   | -   | -   | -   | -   | -   | -   | 37       | 23%      | 37    |
|                                     |                               | 2016 | 4   | 5   | 12  | 9   | 4   | 4   | 6   | 9   | 7   | 5   | 4   | 9   | 30       | ▲        | 78    |
|                                     | Domestic and Family - Level 1 | 2017 | 4   | 4   | 2   | 4   | -   | -   | -   | -   | -   | -   | -   | -   | 14       | -7%      | 14    |
|                                     |                               | 2016 | 1   | 5   | 5   | 4   | 4   | -   | 4   | 7   | 2   | -   | 3   | 3   | 15       | ▼        | 38    |
|                                     | Domestic and Family - Level 2 | 2017 | 1   | 2   | 1   | 1   | -   | -   | -   | -   | -   | -   | -   | -   | 5        | 25%      | 5     |
|                                     |                               | 2016 | 1   | 2   | -   | 1   | -   | 1   | 4   | 5   | 2   | 3   | 1   | 1   | 4        | ▲        | 21    |
|                                     | General Civil - Level 1       | 2017 | 1   | 1   | -   | -   | -   | -   | -   | -   | -   | -   | -   | -   | 2        | 0%       | 2     |
|                                     |                               | 2016 | -   | 1   | -   | 1   | -   | -   | 1   | -   | -   | -   | -   | 1   | 2        | ↔        | 4     |
|                                     | General Civil - Level 2       | 2017 | 5   | 10  | 6   | 4   | -   | -   | -   | -   | -   | -   | -   | -   | 25       | 56%      | 25    |
|                                     |                               | 2016 | -   | 4   | 8   | 4   | 8   | 5   | 2   | 6   | 7   | 6   | 3   | 5   | 16       | ▲        | 58    |
|                                     | General Civil - Level 3       | 2017 | 4   | 2   | 3   | 2   | -   | -   | -   | -   | -   | -   | -   | -   | 11       | -27%     | 11    |
|                                     |                               | 2016 | 4   | 3   | 3   | 5   | 2   | 4   | 2   | 2   | 2   | 3   | 9   | 3   | 15       | ▼        | 42    |
| Probates/Wills and Trusts - Level   | 2017                          | -    | -   | -   | -   | -   | -   | -   | -   | -   | -   | -   | -   | 0   | 0        | 0        |       |
|                                     | 2016                          | -    | -   | -   | -   | -   | -   | -   | -   | 1   | -   | -   | -   | 0   | ↔        | 1        |       |
| Probates/Wills and Trusts - Level   | 2017                          | 2    | -   | 1   | -   | -   | -   | -   | -   | -   | -   | -   | -   | 3   | -25%     | 3        |       |
|                                     | 2016                          | -    | 2   | 1   | 1   | 2   | 2   | 3   | -   | -   | 3   | 3   | -   | 4   | ▼        | 17       |       |
| Uncontested Divorce                 | 2017                          | 14   | 13  | 21  | 18  | -   | -   | -   | -   | -   | -   | -   | -   | 66  | 78%      | 66       |       |
|                                     | 2016                          | 7    | 12  | 16  | 2   | 11  | 8   | 20  | 23  | 16  | 17  | 12  | 15  | 37  | ▲        | 159      |       |
|                                     |                               |      |     |     |     |     |     |     |     |     |     |     |     |     |          |          |       |
| Criminal                            | Capital Murder                | 2017 | -   | -   | -   | -   | -   | -   | -   | -   | -   | -   | -   | -   | 0        | 0        | 0     |
|                                     |                               | 2016 | -   | -   | -   | -   | 1   | 1   | -   | -   | -   | -   | -   | -   | 0        | ↔        | 2     |
|                                     | Misdemeanor                   | 2017 | 15  | 24  | 10  | 25  | -   | -   | -   | -   | -   | -   | -   | -   | 74       | -35%     | 74    |
|                                     |                               | 2016 | 30  | 29  | 27  | 28  | 29  | 23  | 9   | 27  | 33  | 26  | 26  | 24  | 114      | ▼        | 311   |
|                                     | Non-Capital Felonies and      | 2017 | 47  | 82  | 63  | 131 | -   | -   | -   | -   | -   | -   | -   | -   | 323      | -18%     | 323   |
|                                     |                               | 2016 | 44  | 100 | 118 | 131 | 55  | 184 | 25  | 151 | 51  | 94  | 68  | 110 | 393      | ▼        | 1,131 |
| Other Criminally Related Matters    | 2017                          | 3    | 2   | 4   | 2   | -   | -   | -   | -   | -   | -   | -   | -   | 11  | -56%     | 11       |       |
|                                     | 2016                          | 7    | 7   | 9   | 2   | 5   | 2   | 3   | 8   | 4   | 8   | 5   | 1   | 25  | ▼        | 61       |       |
|                                     |                               |      |     |     |     |     |     |     |     |     |     |     |     |     |          |          |       |
| Other                               | Miscellaneous                 | 2017 | 156 | 231 | 207 | 138 | -   | -   | -   | -   | -   | -   | -   | -   | 732      | -26%     | 732   |
|                                     |                               | 2016 | 269 | 321 | 244 | 156 | 141 | 118 | 127 | 182 | 122 | 160 | 171 | 150 | 990      | ▼        | 2,161 |
|                                     |                               |      |     |     |     |     |     |     |     |     |     |     |     |     |          |          |       |
| Other                               | Other                         | 2017 | 21  | 27  | 27  | 40  | -   | -   | -   | -   | -   | -   | -   | -   | 115      | -21%     | 115   |
|                                     |                               | 2016 | 50  | 43  | 27  | 25  | 28  | 26  | 19  | 30  | 22  | 29  | 16  | 18  | 145      | ▼        | 333   |
|                                     |                               |      |     |     |     |     |     |     |     |     |     |     |     |     |          |          |       |


January 2016 -- April 2017 Filings

## Dashboard

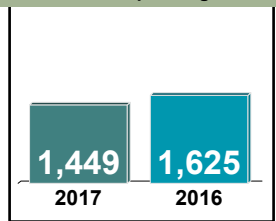
Court: Danville Circuit  
 Start/End Date: Jan-16 / Apr-17  
 2016 Average Month: 362  
 Jan-Apr 2016: 1,625  
 Filings Trending: ▼

Circuit/Court ID: 22  
 222590  
 Type of Case: Filings  
 2017 Average Month: 362  
 Jan-Apr 2017 : 1,449  
 Overall AVG. Month: 362

## Monthly Filings Summary



## Jan --- Apr Filings



## Filings by Division

|                      |      | Jan | Feb | Mar | Apr | May | Jun | Jul | Aug | Sep | Oct | Nov | Dec | Thru Apr | % Change | Total |
|----------------------|------|-----|-----|-----|-----|-----|-----|-----|-----|-----|-----|-----|-----|----------|----------|-------|
| <b>Total</b>         | 2017 | 338 | 409 | 359 | 343 | -   | -   | -   | -   | -   | -   | -   | -   | 1,449    | -11%     | 1,449 |
|                      | 2016 | 401 | 420 | 434 | 370 | 274 | 446 | 255 | 545 | 324 | 293 | 296 | 288 | 1,625    | ▼        | 4,346 |
| <b>Civil</b>         | 2017 | 20  | 28  | 32  | 38  | -   | -   | -   | -   | -   | -   | -   | -   | 118      | -13%     | 118   |
|                      | 2016 | 25  | 33  | 40  | 37  | 31  | 41  | 36  | 47  | 41  | 24  | 24  | 24  | 135      | ▼        | 403   |
| <b>Criminal</b>      | 2017 | 252 | 296 | 218 | 250 | -   | -   | -   | -   | -   | -   | -   | -   | 1,016    | -8%      | 1,016 |
|                      | 2016 | 303 | 295 | 234 | 269 | 170 | 352 | 174 | 422 | 216 | 229 | 231 | 204 | 1,101    | ▼        | 3,099 |
| <b>Miscellaneous</b> | 2017 | 66  | 85  | 109 | 55  | -   | -   | -   | -   | -   | -   | -   | -   | 315      | -19%     | 315   |
|                      | 2016 | 73  | 92  | 160 | 64  | 72  | 53  | 44  | 73  | 66  | 40  | 41  | 59  | 389      | ▼        | 837   |
| <b>Other</b>         | 2017 | -   | -   | -   | -   | -   | -   | -   | -   | -   | -   | -   | -   | 0        | 0        | 0     |
|                      | 2016 | -   | -   | -   | -   | 1   | -   | 1   | 3   | 1   | -   | -   | 1   | 0        | ↔        | 7     |

## Filings by Division &amp; Case Category

|                      |  | Jan  | Feb | Mar | Apr | May | Jun | Jul | Aug | Sep | Oct | Nov | Dec | Thru Apr | % Change | Total |
|----------------------|--|------|-----|-----|-----|-----|-----|-----|-----|-----|-----|-----|-----|----------|----------|-------|
| <b>Civil</b>         | <b>Administrative Law</b>                | 2017 | 2   | 4   | 9   | 5   | -   | -   | -   | -   | -   | -   | -   | 20       | 5%       | 20    |
|                      |  | 2016 | 5   | 8   | 3   | 3   | -   | 2   | 5   | 5   | 1   | 3   | 6   | 19       | ▲        | 46    |
|                      | <b>Contested Divorce</b>                 | 2017 | 2   | 2   | 1   | 3   | -   | -   | -   | -   | -   | -   | -   | 8        | -33%     | 8     |
|                      |  | 2016 | -   | 4   | 4   | 4   | -   | 8   | 1   | 6   | 3   | 5   | 1   | 12       | ▼        | 41    |
|                      | <b>Domestic and Family - Level 1</b>     | 2017 | -   | 3   | 1   | 4   | -   | -   | -   | -   | -   | -   | -   | 8        | -38%     | 8     |
|                      |  | 2016 | 3   | 5   | 3   | 2   | 2   | 4   | 1   | 1   | 3   | 1   | 3   | 13       | ▼        | 28    |
|                      | <b>Domestic and Family - Level 2</b>     | 2017 | 1   | 2   | -   | 5   | -   | -   | -   | -   | -   | -   | -   | 8        | -47%     | 8     |
|                      |  | 2016 | 5   | 3   | 3   | 4   | -   | 3   | 4   | 14  | 6   | 2   | 1   | 15       | ▼        | 45    |
|                      | <b>General Civil - Level 1</b>           | 2017 | 1   | -   | 1   | -   | -   | -   | -   | -   | -   | -   | -   | 2        | 0%       | 2     |
|                      |  | 2016 | 1   | -   | -   | 1   | 2   | -   | 2   | 1   | 1   | 1   | -   | 2        | ↔        | 10    |
|                      | <b>General Civil - Level 2</b>           | 2017 | 2   | 5   | 6   | 8   | -   | -   | -   | -   | -   | -   | -   | 21       | -5%      | 21    |
|                      |  | 2016 | 6   | 1   | 6   | 9   | 6   | 4   | 9   | 4   | 7   | 1   | 5   | 22       | ▼        | 62    |
| <b>Criminal</b>      | <b>General Civil - Level 3</b>           | 2017 | 6   | 6   | 2   | 3   | -   | -   | -   | -   | -   | -   | -   | 17       | -26%     | 17    |
|                      |  | 2016 | 1   | 6   | 12  | 4   | 10  | 12  | 7   | 5   | 8   | 4   | 6   | 23       | ▼        | 81    |
|                      | <b>Probates/Wills and Trusts - Level</b> | 2017 | -   | -   | -   | -   | -   | -   | -   | -   | -   | -   | -   | 0        | -100%    | 0     |
|                      |  | 2016 | -   | -   | -   | 2   | -   | -   | -   | -   | 2   | -   | -   | 2        | ▼        | 4     |
|                      | <b>Probates/Wills and Trusts - Level</b> | 2017 | 2   | -   | -   | 2   | -   | -   | -   | -   | -   | -   | -   | 4        | 300%     | 4     |
|                      |  | 2016 | -   | -   | -   | 1   | -   | 2   | -   | 1   | 2   | -   | -   | 1        | ▲        | 6     |
|                      | <b>Uncontested Divorce</b>               | 2017 | 4   | 6   | 12  | 8   | -   | -   | -   | -   | -   | -   | -   | 30       | 15%      | 30    |
|                      |  | 2016 | 4   | 6   | 9   | 7   | 11  | 6   | 7   | 10  | 6   | 2   | 7   | 26       | ▲        | 80    |
|                      | <b>Capital Murder</b>                    | 2017 | -   | -   | -   | -   | -   | -   | -   | -   | -   | -   | -   | 0        | 0        | 0     |
|                      |  | 2016 | -   | -   | -   | -   | -   | -   | -   | -   | -   | 1   | -   | 0        | ↔        | 1     |
|                      | <b>Misdemeanor</b>                       | 2017 | 58  | 96  | 64  | 106 | -   | -   | -   | -   | -   | -   | -   | 324      | -4%      | 324   |
|                      |  | 2016 | 50  | 126 | 58  | 102 | 48  | 117 | 36  | 134 | 67  | 95  | 60  | 336      | ▼        | 987   |
| <b>Miscellaneous</b> | <b>Non-Capital Felonies and</b>          | 2017 | 186 | 185 | 145 | 137 | -   | -   | -   | -   | -   | -   | -   | 653      | -12%     | 653   |
|                      |  | 2016 | 249 | 160 | 170 | 161 | 112 | 223 | 132 | 277 | 131 | 130 | 156 | 740      | ▼        | 2,002 |
|                      | <b>Other Criminally Related Matters</b>  | 2017 | 8   | 15  | 9   | 7   | -   | -   | -   | -   | -   | -   | -   | 39       | 56%      | 39    |
|                      |  | 2016 | 4   | 9   | 6   | 6   | 10  | 12  | 6   | 11  | 18  | 4   | 14  | 25       | ▲        | 109   |
|                      | <b>Miscellaneous</b>                     | 2017 | 66  | 85  | 109 | 55  | -   | -   | -   | -   | -   | -   | -   | 315      | -19%     | 315   |
|                      |  | 2016 | 73  | 92  | 160 | 64  | 72  | 53  | 44  | 73  | 66  | 40  | 41  | 389      | ▼        | 837   |
|                      | <b>Other</b>                             | 2017 | -   | -   | -   | -   | -   | -   | -   | -   | -   | -   | -   | 0        | 0        | 0     |
|                      |  | 2016 | -   | -   | -   | -   | 1   | -   | 1   | 3   | 1   | -   | 1   | 0        | ↔        | 7     |

January 2016 -- April 2017 Filings

Dashboard

Court: Roanoke County Circuit

Circuit/Court ID: 23

Start/End Date: Jan-16 / Apr-17

223161

2016 Average Month: 412

Type of Case: Filings

Jan-Apr 2016: 1,738


2017 Average Month:432

Filings Trending: ↔

Jan-Apr 2017 : 1,727

Overall AVG. Month: 417

Monthly Filings Summary



Jan --- Apr Filings

1,727

1,738

2017

2016

| Filings by Division |      |     |     |     |     |     |     |     |     |     |     |     |     |          |          |       |
|---------------------|------|-----|-----|-----|-----|-----|-----|-----|-----|-----|-----|-----|-----|----------|----------|-------|
|                     |      | Jan | Feb | Mar | Apr | May | Jun | Jul | Aug | Sep | Oct | Nov | Dec | Thru Apr | % Change | Total |
| Total               | 2017 | 378 | 441 | 499 | 409 | -   | -   | -   | -   | -   | -   | -   | -   | 1,727    | -1%      | 1,727 |
|                     | 2016 | 412 | 514 | 453 | 359 | 374 | 369 | 388 | 494 | 370 | 455 | 392 | 366 | 1,738    | ▼        | 4,946 |
| Civil               | 2017 | 45  | 44  | 79  | 47  | -   | -   | -   | -   | -   | -   | -   | -   | 215      | -3%      | 215   |
|                     | 2016 | 38  | 64  | 60  | 60  | 48  | 64  | 53  | 47  | 53  | 55  | 51  | 39  | 222      | ▼        | 632   |
| Criminal            | 2017 | 128 | 174 | 160 | 174 | -   | -   | -   | -   | -   | -   | -   | -   | 636      | 0%       | 636   |
|                     | 2016 | 111 | 215 | 172 | 140 | 192 | 129 | 149 | 218 | 139 | 214 | 146 | 193 | 638      | ▼        | 2,018 |
| Miscellaneous       | 2017 | 167 | 195 | 218 | 159 | -   | -   | -   | -   | -   | -   | -   | -   | 739      | -15%     | 739   |
|                     | 2016 | 263 | 232 | 221 | 158 | 131 | 174 | 185 | 228 | 178 | 185 | 194 | 131 | 874      | ▼        | 2,280 |
| Other               | 2017 | 38  | 28  | 42  | 29  | -   | -   | -   | -   | -   | -   | -   | -   | 137      | 3,325%   | 137   |
|                     | 2016 | -   | 3   | -   | 1   | 3   | 2   | 1   | 1   | -   | 1   | 1   | 3   | 4        | ▲        | 16    |

| Filings by Division & Case Category |                                  |      |     |     |     |     |     |     |     |     |     |     |     |     |          |          |       |
|-------------------------------------|----------------------------------|------|-----|-----|-----|-----|-----|-----|-----|-----|-----|-----|-----|-----|----------|----------|-------|
|                                     |                                  |      | Jan | Feb | Mar | Apr | May | Jun | Jul | Aug | Sep | Oct | Nov | Dec | Thru Apr | % Change | Total |
| Civil                               | Administrative Law               | 2017 | 2   | 1   | 1   | -   | -   | -   | -   | -   | -   | -   | -   | -   | 4        | 0%       | 4     |
|                                     |                                  | 2016 | 2   | -   | -   | 2   | -   | -   | 2   | -   | 1   | 3   | 1   | 3   | 4        | ↔        | 14    |
|                                     | Contested Divorce                | 2017 | 13  | 8   | 15  | 6   | -   | -   | -   | -   | -   | -   | -   | -   | 42       | -7%      | 42    |
|                                     |                                  | 2016 | 7   | 9   | 14  | 15  | 13  | 15  | 9   | 8   | 9   | 7   | 7   | 6   | 45       | ▼        | 119   |
|                                     | Domestic and Family - Level 1    | 2017 | -   | -   | -   | -   | -   | -   | -   | -   | -   | -   | -   | -   | 0        | -100%    | 0     |
|                                     |                                  | 2016 | -   | 1   | -   | -   | -   | -   | -   | -   | -   | -   | -   | -   | 1        | ▼        | 1     |
|                                     | Domestic and Family - Level 2    | 2017 | 1   | -   | 4   | 5   | -   | -   | -   | -   | -   | -   | -   | -   | 10       | 25%      | 10    |
|                                     |                                  | 2016 | -   | 2   | 5   | 1   | 4   | 4   | 2   | 2   | 3   | 3   | 4   | 2   | 8        | ▲        | 32    |
|                                     | General Civil - Level 1          | 2017 | 1   | -   | -   | 2   | -   | -   | -   | -   | -   | -   | -   | -   | 3        | 3        | 3     |
|                                     |                                  | 2016 | -   | -   | -   | -   | 1   | -   | -   | -   | 1   | -   | -   | -   | 0        | ↔        | 2     |
|                                     | General Civil - Level 2          | 2017 | 8   | 5   | 12  | 4   | -   | -   | -   | -   | -   | -   | -   | -   | 29       | -17%     | 29    |
|                                     |                                  | 2016 | 9   | 6   | 9   | 11  | 14  | 9   | 12  | 7   | 4   | 15  | 8   | 6   | 35       | ▼        | 110   |
|                                     | General Civil - Level 3          | 2017 | 1   | 5   | 13  | 13  | -   | -   | -   | -   | -   | -   | -   | -   | 32       | 7%       | 32    |
|                                     |                                  | 2016 | 2   | 18  | 6   | 4   | 2   | 6   | 6   | 2   | 7   | 5   | 6   | 8   | 30       | ▲        | 72    |
| Probates/Wills and Trusts - Level   | 2017                             | -    | -   | -   | -   | -   | -   | -   | -   | -   | -   | -   | -   | 0   | -100%    | 0        |       |
|                                     | 2016                             | 1    | 1   | -   | -   | -   | -   | -   | 1   | -   | -   | -   | -   | 2   | ▼        | 3        |       |
| Probates/Wills and Trusts - Level   | 2017                             | 8    | 4   | 6   | 2   | -   | -   | -   | -   | -   | -   | -   | -   | 20  | 43%      | 20       |       |
|                                     | 2016                             | 4    | 1   | 3   | 6   | 1   | 4   | -   | 11  | 6   | 4   | 6   | 1   | 14  | ▲        | 47       |       |
| Uncontested Divorce                 | 2017                             | 11   | 21  | 28  | 15  | -   | -   | -   | -   | -   | -   | -   | -   | 75  | -10%     | 75       |       |
|                                     | 2016                             | 13   | 26  | 23  | 21  | 13  | 26  | 22  | 16  | 22  | 18  | 19  | 13  | 83  | ▼        | 232      |       |
| Criminal                            | Capital Murder                   | 2017 | -   | -   | -   | -   | -   | -   | -   | -   | -   | -   | -   | -   | 0        | 0        | 0     |
|                                     |                                  | 2016 | -   | -   | -   | -   | -   | -   | -   | -   | -   | -   | -   | 1   | 0        | ↔        | 1     |
|                                     | Misdemeanor                      | 2017 | 24  | 25  | 43  | 29  | -   | -   | -   | -   | -   | -   | -   | -   | 121      | -22%     | 121   |
|                                     |                                  | 2016 | 21  | 54  | 46  | 34  | 48  | 23  | 37  | 33  | 25  | 36  | 26  | 33  | 155      | ▼        | 416   |
|                                     | Non-Capital Felonies and         | 2017 | 93  | 143 | 109 | 135 | -   | -   | -   | -   | -   | -   | -   | -   | 480      | 9%       | 480   |
|                                     |                                  | 2016 | 83  | 149 | 117 | 93  | 136 | 103 | 105 | 175 | 102 | 168 | 109 | 149 | 442      | ▲        | 1,489 |
|                                     | Other Criminally Related Matters | 2017 | 11  | 6   | 8   | 10  | -   | -   | -   | -   | -   | -   | -   | -   | 35       | -15%     | 35    |
|                                     |                                  | 2016 | 7   | 12  | 9   | 13  | 8   | 3   | 7   | 10  | 12  | 10  | 11  | 10  | 41       | ▼        | 112   |
|                                     | Miscellaneous                    | 2017 | 167 | 195 | 218 | 159 | -   | -   | -   | -   | -   | -   | -   | -   | 739      | -15%     | 739   |
|                                     |                                  | 2016 | 263 | 232 | 221 | 158 | 131 | 174 | 185 | 228 | 178 | 185 | 194 | 131 | 874      | ▼        | 2,280 |
| Other                               | 2017                             | 38   | 28  | 42  | 29  | -   | -   | -   | -   | -   | -   | -   | -   | 137 | 3,325%   | 137      |       |
|                                     | 2016                             | -    | 3   | -   | 1   | 3   | 2   | 1   | 1   | -   | 1   | 1   | 3   | 4   | ▲        | 16       |       |

January 2016 -- April 2017 Filings

Dashboard

Court: Roanoke Circuit

Start/End Date: Jan-16 / Apr-17

2016 Average Month: 434

Jan-Apr 2016: 1,798

Filings Trending: ▲

Circuit/Court ID: 23

223770

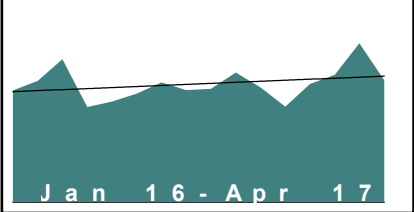
Type of Case: Filings

2017 Average Month:502

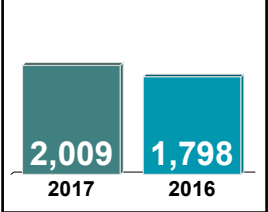
Jan-Apr 2017 : 2,009

Overall AVG. Month: 451

Monthly Filings Summary



Jan --- Apr Filings



| Filings by Division |      |  |     |     |     |     |     |     |     |     |     |     |     |     |          |          |       |
|---------------------|------|--|-----|-----|-----|-----|-----|-----|-----|-----|-----|-----|-----|-----|----------|----------|-------|
|                     |      |  | Jan | Feb | Mar | Apr | May | Jun | Jul | Aug | Sep | Oct | Nov | Dec | Thru Apr | % Change | Total |
| Total               | 2017 |  | 451 | 486 | 607 | 465 | -   | -   | -   | -   | -   | -   | -   | -   | 2,009    | 12%      | 2,009 |
|                     | 2016 |  | 426 | 463 | 546 | 363 | 384 | 414 | 457 | 427 | 433 | 495 | 439 | 364 | 1,798    | ▲        | 5,211 |
| Civil               | 2017 |  | 81  | 104 | 97  | 76  | -   | -   | -   | -   | -   | -   | -   | -   | 358      | -4%      | 358   |
|                     | 2016 |  | 92  | 85  | 107 | 87  | 96  | 93  | 95  | 98  | 84  | 85  | 83  | 62  | 371      | ▼        | 1,067 |
| Criminal            | 2017 |  | 253 | 249 | 269 | 216 | -   | -   | -   | -   | -   | -   | -   | -   | 987      | 20%      | 987   |
|                     | 2016 |  | 174 | 226 | 259 | 161 | 182 | 227 | 226 | 194 | 232 | 287 | 203 | 186 | 820      | ▲        | 2,557 |
| Miscellaneous       | 2017 |  | 115 | 130 | 155 | 122 | -   | -   | -   | -   | -   | -   | -   | -   | 522      | -13%     | 522   |
|                     | 2016 |  | 160 | 150 | 178 | 114 | 104 | 91  | 131 | 134 | 115 | 114 | 146 | 112 | 602      | ▼        | 1,549 |
| Other               | 2017 |  | 2   | 3   | 86  | 51  | -   | -   | -   | -   | -   | -   | -   | -   | 142      | 2,740%   | 142   |
|                     | 2016 |  | -   | 2   | 2   | 1   | 2   | 3   | 5   | 1   | 2   | 9   | 7   | 4   | 5        | ▲        | 38    |

| Filings by Division & Case Category |                                  |      |     |     |     |     |     |     |     |     |     |     |     |     |          |          |       |
|-------------------------------------|----------------------------------|------|-----|-----|-----|-----|-----|-----|-----|-----|-----|-----|-----|-----|----------|----------|-------|
|                                     |                                  |      | Jan | Feb | Mar | Apr | May | Jun | Jul | Aug | Sep | Oct | Nov | Dec | Thru Apr | % Change | Total |
| Civil                               | Administrative Law               | 2017 | -   | 1   | 1   | -   | -   | -   | -   | -   | -   | -   | -   | -   | 2        | -50%     | 2     |
|                                     |                                  | 2016 | 2   | -   | 1   | 1   | -   | 1   | -   | -   | -   | 1   | -   | -   | 4        | ▼        | 6     |
|                                     | Contested Divorce                | 2017 | 8   | 13  | 11  | 11  | -   | -   | -   | -   | -   | -   | -   | -   | 43       | 2%       | 43    |
|                                     |                                  | 2016 | 9   | 9   | 10  | 14  | 19  | 12  | 17  | 10  | 12  | 13  | 12  | 6   | 42       | ▲        | 143   |
|                                     | Domestic and Family - Level 1    | 2017 | 3   | 6   | 3   | 3   | -   | -   | -   | -   | -   | -   | -   | -   | 15       | -35%     | 15    |
|                                     |                                  | 2016 | 5   | 4   | 7   | 7   | 4   | 8   | 5   | 5   | 4   | 5   | 8   | 7   | 23       | ▼        | 69    |
|                                     | Domestic and Family - Level 2    | 2017 | 3   | 9   | 8   | 5   | -   | -   | -   | -   | -   | -   | -   | -   | 25       | 67%      | 25    |
|                                     |                                  | 2016 | 3   | 3   | 7   | 2   | 1   | 6   | 4   | 1   | 3   | 4   | 7   | -   | 15       | ▲        | 41    |
|                                     | General Civil - Level 1          | 2017 | 6   | 6   | 3   | 4   | -   | -   | -   | -   | -   | -   | -   | -   | 19       | -32%     | 19    |
|                                     |                                  | 2016 | 12  | 6   | 9   | 1   | 6   | 7   | 6   | 3   | 4   | 3   | 6   | 7   | 28       | ▼        | 70    |
|                                     | General Civil - Level 2          | 2017 | 23  | 26  | 22  | 21  | -   | -   | -   | -   | -   | -   | -   | -   | 92       | 10%      | 92    |
|                                     |                                  | 2016 | 22  | 17  | 32  | 13  | 25  | 21  | 24  | 16  | 19  | 29  | 15  | 19  | 84       | ▲        | 252   |
| General Civil - Level 3             | 2017                             | 4    | 6   | 17  | 3   | -   | -   | -   | -   | -   | -   | -   | -   | 30  | -21%     | 30       |       |
|                                     | 2016                             | 7    | 10  | 13  | 8   | 9   | 17  | 11  | 22  | 10  | 5   | 9   | 2   | 38  | ▼        | 123      |       |
| Probates/Wills and Trusts - Level   | 2017                             | -    | -   | 1   | -   | -   | -   | -   | -   | -   | -   | -   | -   | 1   | 0%       | 1        |       |
|                                     | 2016                             | -    | -   | -   | 1   | -   | -   | -   | 1   | -   | -   | -   | -   | 1   | ↔        | 2        |       |
| Probates/Wills and Trusts - Level   | 2017                             | 9    | 4   | 3   | 7   | -   | -   | -   | -   | -   | -   | -   | -   | 23  | 64%      | 23       |       |
|                                     | 2016                             | 1    | 8   | 2   | 3   | 5   | 4   | 3   | 3   | 7   | 4   | 2   | 2   | 14  | ▲        | 44       |       |
| Uncontested Divorce                 | 2017                             | 25   | 33  | 28  | 22  | -   | -   | -   | -   | -   | -   | -   | -   | 108 | -11%     | 108      |       |
|                                     | 2016                             | 31   | 28  | 26  | 37  | 27  | 17  | 25  | 37  | 25  | 21  | 24  | 19  | 122 | ▼        | 317      |       |
| Criminal                            | Misdemeanor                      | 2017 | 30  | 25  | 38  | 30  | -   | -   | -   | -   | -   | -   | -   | -   | 123      | 27%      | 123   |
|                                     |                                  | 2016 | 22  | 29  | 28  | 18  | 22  | 29  | 28  | 35  | 44  | 33  | 35  | 22  | 97       | ▲        | 345   |
|                                     | Non-Capital Felonies and         | 2017 | 205 | 208 | 212 | 169 | -   | -   | -   | -   | -   | -   | -   | -   | 794      | 21%      | 794   |
|                                     |                                  | 2016 | 135 | 182 | 223 | 117 | 151 | 179 | 179 | 150 | 173 | 238 | 148 | 151 | 657      | ▲        | 2,026 |
|                                     | Other Criminally Related Matters | 2017 | 18  | 16  | 19  | 17  | -   | -   | -   | -   | -   | -   | -   | -   | 70       | 6%       | 70    |
|                                     |                                  | 2016 | 17  | 15  | 8   | 26  | 9   | 19  | 19  | 9   | 15  | 16  | 20  | 13  | 66       | ▲        | 186   |
| Miscellaneous                       | 2017                             | 115  | 130 | 155 | 122 | -   | -   | -   | -   | -   | -   | -   | -   | 522 | -13%     | 522      |       |
|                                     | 2016                             | 160  | 150 | 178 | 114 | 104 | 91  | 131 | 134 | 115 | 114 | 146 | 112 | 602 | ▼        | 1,549    |       |
| Other                               | 2017                             | 2    | 3   | 86  | 51  | -   | -   | -   | -   | -   | -   | -   | -   | 142 | 2,740%   | 142      |       |
|                                     | 2016                             | -    | 2   | 2   | 1   | 2   | 3   | 5   | 1   | 2   | 9   | 7   | 4   | 5   | ▲        | 38       |       |




January 2016 -- April 2017 Filings

Dashboard

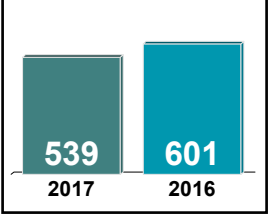
Court: Salem Circuit  
Start/End Date: Jan-16 / Apr-17  
2016 Average Month: 142  
Jan-Apr 2016: 601  
Filings Trending: ▼

Circuit/Court ID: 23  
223775  
Type of Case: Filings  
2017 Average Month:135  
Jan-Apr 2017 : 539  
Overall AVG. Month: 140

Monthly Filings Summary



Jan --- Apr Filings



| Filings by Division |      |     |     |     |     |     |     |     |     |     |     |     |     |          |          |       |
|---------------------|------|-----|-----|-----|-----|-----|-----|-----|-----|-----|-----|-----|-----|----------|----------|-------|
|                     |      | Jan | Feb | Mar | Apr | May | Jun | Jul | Aug | Sep | Oct | Nov | Dec | Thru Apr | % Change | Total |
| Total               | 2017 | 115 | 168 | 148 | 108 | -   | -   | -   | -   | -   | -   | -   | -   | 539      | -10%     | 539   |
|                     | 2016 | 155 | 142 | 162 | 142 | 150 | 99  | 134 | 165 | 172 | 103 | 136 | 142 | 601      | ▼        | 1,702 |
| Civil               | 2017 | 21  | 22  | 18  | 23  | -   | -   | -   | -   | -   | -   | -   | -   | 84       | -8%      | 84    |
|                     | 2016 | 17  | 19  | 31  | 24  | 17  | 19  | 17  | 18  | 33  | 15  | 14  | 31  | 91       | ▼        | 255   |
| Criminal            | 2017 | 48  | 105 | 82  | 47  | -   | -   | -   | -   | -   | -   | -   | -   | 282      | -8%      | 282   |
|                     | 2016 | 82  | 73  | 81  | 72  | 109 | 48  | 78  | 90  | 109 | 36  | 68  | 65  | 308      | ▼        | 911   |
| Miscellaneous       | 2017 | 46  | 41  | 48  | 38  | -   | -   | -   | -   | -   | -   | -   | -   | 173      | -14%     | 173   |
|                     | 2016 | 56  | 50  | 50  | 46  | 24  | 32  | 39  | 57  | 30  | 52  | 54  | 46  | 202      | ▼        | 536   |

| Filings by Division & Case Category |                                   |      |     |     |     |     |     |     |     |     |     |     |     |          |          |       |
|-------------------------------------|-----------------------------------|------|-----|-----|-----|-----|-----|-----|-----|-----|-----|-----|-----|----------|----------|-------|
|                                     |                                   | Jan  | Feb | Mar | Apr | May | Jun | Jul | Aug | Sep | Oct | Nov | Dec | Thru Apr | % Change | Total |
| Civil                               | Administrative Law                | 2017 | -   | -   | 1   | -   | -   | -   | -   | -   | -   | -   | -   | 1        | 1        | 1     |
|                                     |                                   | 2016 | -   | -   | -   | -   | -   | -   | -   | -   | -   | -   | -   | 0        | ↔        | 0     |
|                                     | Contested Divorce                 | 2017 | 2   | 8   | 3   | 6   | -   | -   | -   | -   | -   | -   | -   | 19       | -21%     | 19    |
|                                     |                                   | 2016 | 6   | 4   | 6   | 8   | 4   | 3   | 7   | 7   | 1   | 2   | 8   | 24       | ▼        | 58    |
|                                     | Domestic and Family - Level 1     | 2017 | -   | -   | -   | -   | -   | -   | -   | -   | -   | -   | -   | 0        | -100%    | 0     |
|                                     |                                   | 2016 | 1   | -   | -   | -   | -   | -   | -   | -   | -   | -   | -   | 1        | ▼        | 1     |
|                                     | Domestic and Family - Level 2     | 2017 | 3   | -   | 1   | 1   | -   | -   | -   | -   | -   | -   | -   | 5        | 67%      | 5     |
|                                     |                                   | 2016 | -   | -   | 2   | 1   | 3   | 3   | -   | -   | -   | 2   | 1   | 3        | ▲        | 12    |
|                                     | General Civil - Level 1           | 2017 | 2   | -   | 2   | -   | -   | -   | -   | -   | -   | -   | -   | 4        | 300%     | 4     |
|                                     |                                   | 2016 | -   | 1   | -   | -   | -   | -   | -   | 2   | -   | -   | 2   | 1        | ▲        | 5     |
|                                     | General Civil - Level 2           | 2017 | 6   | 10  | 3   | 4   | -   | -   | -   | -   | -   | -   | -   | 23       | 15%      | 23    |
|                                     |                                   | 2016 | 1   | 4   | 10  | 5   | 4   | 6   | 4   | 2   | 19  | 7   | 11  | 20       | ▲        | 73    |
| Criminal                            | General Civil - Level 3           | 2017 | 5   | 1   | 1   | 3   | -   | -   | -   | -   | -   | -   | -   | 10       | 67%      | 10    |
|                                     |                                   | 2016 | 1   | 2   | 1   | 2   | -   | 3   | 2   | -   | 5   | -   | 2   | 6        | ▲        | 23    |
|                                     | Probates/Wills and Trusts - Level | 2017 | -   | -   | 1   | 1   | -   | -   | -   | -   | -   | -   | -   | 2        | -75%     | 2     |
|                                     |                                   | 2016 | 2   | 2   | 3   | 1   | 1   | -   | 1   | 1   | 1   | 1   | 1   | 8        | ▼        | 14    |
|                                     | Uncontested Divorce               | 2017 | 3   | 3   | 6   | 8   | -   | -   | -   | -   | -   | -   | -   | 20       | -29%     | 20    |
|                                     |                                   | 2016 | 6   | 6   | 9   | 7   | 5   | 4   | 4   | 5   | 5   | 4   | 6   | 28       | ▼        | 69    |
|                                     | Misdemeanor                       | 2017 | 8   | 19  | 8   | 13  | -   | -   | -   | -   | -   | -   | -   | 48       | 66%      | 48    |
|                                     |                                   | 2016 | 10  | 8   | 6   | 5   | 34  | 3   | 6   | 17  | 6   | 11  | 6   | 29       | ▲        | 120   |
|                                     | Non-Capital Felonies and          | 2017 | 36  | 85  | 70  | 31  | -   | -   | -   | -   | -   | -   | -   | 222      | -17%     | 222   |
|                                     |                                   | 2016 | 68  | 62  | 72  | 66  | 71  | 43  | 68  | 78  | 90  | 26  | 53  | 268      | ▼        | 752   |
|                                     | Other Criminally Related Matters  | 2017 | 4   | 1   | 4   | 3   | -   | -   | -   | -   | -   | -   | -   | 12       | 9%       | 12    |
|                                     |                                   | 2016 | 4   | 3   | 3   | 1   | 4   | 2   | 4   | 2   | 4   | 4   | 4   | 11       | ▲        | 39    |
| Miscellaneous                       |                                   | 2017 | 46  | 41  | 48  | 38  | -   | -   | -   | -   | -   | -   | -   | 173      | -14%     | 173   |
|                                     |                                   | 2016 | 56  | 50  | 50  | 46  | 24  | 32  | 39  | 57  | 30  | 52  | 54  | 202      | ▼        | 536   |



January 2016 -- April 2017 Filings

Dashboard

Court: Amherst Circuit

Start/End Date: Jan-16 / Apr-17

2016 Average Month: 172

Jan-Apr 2016: 661

Filings Trending: ▲

Circuit/Court ID: 24

224009

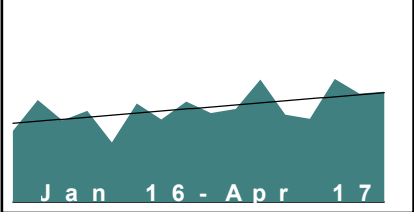
Type of Case: Filings

2017 Average Month:203

Jan-Apr 2017 : 812

Overall AVG. Month: 180

Monthly Filings Summary



Jan --- Apr Filings

812

661

2017

2016

| Filings by Division |      |     |     |     |     |     |     |     |     |     |     |     |     |          |          |       |
|---------------------|------|-----|-----|-----|-----|-----|-----|-----|-----|-----|-----|-----|-----|----------|----------|-------|
|                     |      | Jan | Feb | Mar | Apr | May | Jun | Jul | Aug | Sep | Oct | Nov | Dec | Thru Apr | % Change | Total |
| Total               | 2017 | 159 | 235 | 207 | 211 | -   | -   | -   | -   | -   | -   | -   | -   | 812      | 23%      | 812   |
|                     | 2016 | 136 | 195 | 156 | 174 | 114 | 188 | 158 | 192 | 170 | 178 | 234 | 167 | 661      | ▲        | 2,062 |
| Civil               | 2017 | 20  | 20  | 19  | 11  | -   | -   | -   | -   | -   | -   | -   | -   | 70       | 9%       | 70    |
|                     | 2016 | 12  | 11  | 19  | 22  | 7   | 12  | 17  | 17  | 15  | 23  | 13  | 20  | 64       | ▲        | 188   |
| Criminal            | 2017 | 54  | 107 | 85  | 147 | -   | -   | -   | -   | -   | -   | -   | -   | 393      | 108%     | 393   |
|                     | 2016 | 7   | 64  | 34  | 84  | 29  | 108 | 54  | 102 | 65  | 73  | 127 | 75  | 189      | ▲        | 822   |
| Miscellaneous       | 2017 | 59  | 92  | 95  | 53  | -   | -   | -   | -   | -   | -   | -   | -   | 299      | -9%      | 299   |
|                     | 2016 | 88  | 106 | 86  | 48  | 54  | 47  | 68  | 54  | 70  | 65  | 79  | 58  | 328      | ▼        | 823   |
| Other               | 2017 | 26  | 16  | 8   | -   | -   | -   | -   | -   | -   | -   | -   | -   | 50       | -38%     | 50    |
|                     | 2016 | 29  | 14  | 17  | 20  | 24  | 21  | 19  | 19  | 20  | 17  | 15  | 14  | 80       | ▼        | 229   |

| Filings by Division & Case Category |                                   |      |     |     |     |     |     |     |     |     |     |     |     |          |          |       |
|-------------------------------------|-----------------------------------|------|-----|-----|-----|-----|-----|-----|-----|-----|-----|-----|-----|----------|----------|-------|
|                                     |                                   | Jan  | Feb | Mar | Apr | May | Jun | Jul | Aug | Sep | Oct | Nov | Dec | Thru Apr | % Change | Total |
| Civil                               | Administrative Law                | 2017 | 1   | 1   | -   | -   | -   | -   | -   | -   | -   | -   | -   | 2        | 2        | 2     |
|                                     |                                   | 2016 | -   | -   | -   | -   | -   | 1   | -   | 2   | -   | 1   | -   | 0        | ↔        | 4     |
|                                     | Contested Divorce                 | 2017 | 3   | 3   | 3   | 1   | -   | -   | -   | -   | -   | -   | -   | 10       | 0%       | 10    |
|                                     |                                   | 2016 | 1   | 4   | 2   | 3   | 1   | 4   | 3   | 2   | 1   | 2   | 3   | 10       | ↔        | 26    |
|                                     | Domestic and Family - Level 1     | 2017 | 1   | 3   | 1   | -   | -   | -   | -   | -   | -   | -   | -   | 5        | -29%     | 5     |
|                                     |                                   | 2016 | 1   | 1   | 5   | -   | 2   | 3   | 1   | -   | 4   | 2   | 2   | 7        | ▼        | 21    |
|                                     | Domestic and Family - Level 2     | 2017 | 1   | -   | -   | 1   | -   | -   | -   | -   | -   | -   | -   | 2        | -50%     | 2     |
|                                     |                                   | 2016 | -   | -   | 3   | 1   | 1   | -   | -   | 1   | 1   | -   | -   | 4        | ▼        | 7     |
|                                     | General Civil - Level 1           | 2017 | -   | -   | -   | -   | -   | -   | -   | -   | -   | -   | -   | 0        | 0        | 0     |
|                                     |                                   | 2016 | -   | -   | -   | -   | 1   | -   | 1   | -   | -   | -   | -   | 0        | ↔        | 2     |
|                                     | General Civil - Level 2           | 2017 | 4   | 2   | 3   | 1   | -   | -   | -   | -   | -   | -   | -   | 10       | -23%     | 10    |
|                                     |                                   | 2016 | 1   | 4   | 2   | 6   | -   | 4   | 3   | 6   | 2   | 7   | 7   | 13       | ▼        | 43    |
| Criminal                            | General Civil - Level 3           | 2017 | 4   | 5   | 3   | 3   | -   | -   | -   | -   | -   | -   | -   | 15       | 0%       | 15    |
|                                     |                                   | 2016 | 5   | 1   | 1   | 8   | -   | -   | 2   | 1   | 3   | 1   | 3   | 15       | ↔        | 25    |
|                                     | Probates/Wills and Trusts - Level | 2017 | -   | 1   | -   | -   | -   | -   | -   | -   | -   | -   | -   | 1        | 1        | 1     |
|                                     |                                   | 2016 | -   | -   | -   | -   | -   | -   | -   | -   | -   | 1   | -   | 0        | ↔        | 1     |
|                                     | Uncontested Divorce               | 2017 | 6   | 5   | 9   | 5   | -   | -   | -   | -   | -   | -   | -   | 25       | 67%      | 25    |
|                                     |                                   | 2016 | 4   | 1   | 6   | 4   | 2   | 5   | 8   | 5   | 7   | 8   | 4   | 15       | ▲        | 59    |
|                                     | Misdemeanor                       | 2017 | 13  | 18  | 13  | 6   | -   | -   | -   | -   | -   | -   | -   | 50       | -12%     | 50    |
|                                     |                                   | 2016 | 4   | 15  | 9   | 29  | 5   | 35  | 12  | 25  | 14  | 17  | 20  | 57       | ▼        | 202   |
|                                     | Non-Capital Felonies and          | 2017 | 24  | 72  | 59  | 134 | -   | -   | -   | -   | -   | -   | -   | 289      | 147%     | 289   |
|                                     |                                   | 2016 | 1   | 46  | 19  | 51  | 14  | 67  | 41  | 59  | 35  | 53  | 97  | 117      | ▲        | 532   |
|                                     | Other Criminally Related Matters  | 2017 | 17  | 17  | 13  | 7   | -   | -   | -   | -   | -   | -   | -   | 54       | 260%     | 54    |
|                                     |                                   | 2016 | 2   | 3   | 6   | 4   | 10  | 6   | 1   | 18  | 16  | 3   | 10  | 15       | ▲        | 88    |
| Miscellaneous                       |                                   | 2017 | 59  | 92  | 95  | 53  | -   | -   | -   | -   | -   | -   | -   | 299      | -9%      | 299   |
|                                     |                                   | 2016 | 88  | 106 | 86  | 48  | 54  | 47  | 68  | 54  | 70  | 65  | 79  | 328      | ▼        | 823   |
| Other                               |                                   | 2017 | 26  | 16  | 8   | -   | -   | -   | -   | -   | -   | -   | -   | 50       | -38%     | 50    |
|                                     |                                   | 2016 | 29  | 14  | 17  | 20  | 24  | 21  | 19  | 19  | 20  | 17  | 15  | 80       | ▼        | 229   |


January 2016 -- April 2017 Filings

## Dashboard

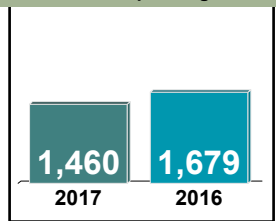
**Court:** Bedford Circuit  
**Start/End Date:** Jan-16 / Apr-17  
**2016 Average Month:** 367  
**Jan-Apr 2016:** 1,679  
**Filings Trending:** ▼

**Circuit/Court ID:** 24  
 224019  
**Type of Case:** Filings  
**2017 Average Month:** 365  
**Jan-Apr 2017 :** 1,460  
**Overall AVG. Month:** 366

## Monthly Filings Summary



## Jan --- Apr Filings



## Filings by Division

|                      |      | Jan | Feb | Mar | Apr | May | Jun | Jul | Aug | Sep | Oct | Nov | Dec | Thru Apr | % Change | Total |
|----------------------|------|-----|-----|-----|-----|-----|-----|-----|-----|-----|-----|-----|-----|----------|----------|-------|
| <b>Total</b>         | 2017 | 324 | 399 | 400 | 337 | -   | -   | -   | -   | -   | -   | -   | -   | 1,460    | -13%     | 1,460 |
|                      | 2016 | 460 | 482 | 404 | 333 | 282 | 344 | 328 | 323 | 387 | 368 | 342 | 347 | 1,679    | ▼        | 4,400 |
| <b>Civil</b>         | 2017 | 48  | 42  | 61  | 45  | -   | -   | -   | -   | -   | -   | -   | -   | 196      | -15%     | 196   |
|                      | 2016 | 42  | 52  | 58  | 78  | 40  | 50  | 51  | 47  | 47  | 51  | 49  | 39  | 230      | ▼        | 604   |
| <b>Criminal</b>      | 2017 | 52  | 158 | 112 | 78  | -   | -   | -   | -   | -   | -   | -   | -   | 400      | 10%      | 400   |
|                      | 2016 | 69  | 133 | 89  | 72  | 77  | 106 | 76  | 78  | 118 | 125 | 83  | 120 | 363      | ▲        | 1,146 |
| <b>Miscellaneous</b> | 2017 | 222 | 199 | 225 | 213 | -   | -   | -   | -   | -   | -   | -   | -   | 859      | -21%     | 859   |
|                      | 2016 | 349 | 296 | 256 | 182 | 165 | 188 | 197 | 197 | 221 | 192 | 208 | 187 | 1,083    | ▼        | 2,638 |
| <b>Other</b>         | 2017 | 2   | -   | 2   | 1   | -   | -   | -   | -   | -   | -   | -   | -   | 5        | 67%      | 5     |
|                      | 2016 | -   | 1   | 1   | 1   | -   | -   | 4   | 1   | 1   | -   | 2   | 1   | 3        | ▲        | 12    |

## Filings by Division &amp; Case Category

|                      |  | Jan  | Feb | Mar | Apr | May | Jun | Jul | Aug | Sep | Oct | Nov | Dec | Thru Apr | % Change | Total |
|----------------------|--|------|-----|-----|-----|-----|-----|-----|-----|-----|-----|-----|-----|----------|----------|-------|
| <b>Civil</b>         | <b>Administrative Law</b>                | 2017 | -   | -   | 1   | -   | -   | -   | -   | -   | -   | -   | -   | 1        | 0%       | 1     |
|                      |  | 2016 | -   | -   | 1   | -   | -   | -   | 1   | 2   | -   | -   | -   | 1        | ↔        | 4     |
|                      | <b>Contested Divorce</b>                 | 2017 | 6   | 6   | 8   | 8   | -   | -   | -   | -   | -   | -   | -   | 28       | -18%     | 28    |
|                      |  | 2016 | 8   | 6   | 11  | 9   | 6   | 5   | 6   | 7   | 7   | 8   | 6   | 34       | ▼        | 84    |
|                      | <b>Domestic and Family - Level 1</b>     | 2017 | -   | -   | 1   | -   | -   | -   | -   | -   | -   | -   | -   | 1        | -92%     | 1     |
|                      |  | 2016 | 1   | 3   | 4   | 5   | 1   | 3   | 1   | -   | -   | 3   | 2   | 13       | ▼        | 26    |
|                      | <b>Domestic and Family - Level 2</b>     | 2017 | 7   | 8   | 9   | 1   | -   | -   | -   | -   | -   | -   | -   | 25       | 79%      | 25    |
|                      |  | 2016 | 2   | 6   | 5   | 1   | 3   | 5   | 4   | 11  | 6   | 4   | 2   | 14       | ▲        | 55    |
|                      | <b>General Civil - Level 1</b>           | 2017 | -   | 1   | -   | 2   | -   | -   | -   | -   | -   | -   | -   | 3        | 3        | 3     |
|                      |  | 2016 | -   | -   | -   | -   | -   | -   | -   | -   | -   | -   | 1   | 0        | ↔        | 1     |
|                      | <b>General Civil - Level 2</b>           | 2017 | 9   | 8   | 13  | 12  | -   | -   | -   | -   | -   | -   | -   | 42       | 2%       | 42    |
|                      |  | 2016 | 6   | 12  | 11  | 12  | 3   | 10  | 11  | 6   | 11  | 9   | 6   | 41       | ▲        | 109   |
|                      | <b>General Civil - Level 3</b>           | 2017 | 6   | 8   | 4   | 3   | -   | -   | -   | -   | -   | -   | -   | 21       | -25%     | 21    |
|                      |  | 2016 | 8   | 5   | 10  | 5   | 5   | 7   | 4   | 3   | 5   | 7   | 3   | 28       | ▼        | 69    |
| <b>Criminal</b>      | <b>Probates/Wills and Trusts - Level</b> | 2017 | -   | -   | -   | -   | -   | -   | -   | -   | -   | -   | -   | 0        | -100%    | 0     |
|                      |  | 2016 | -   | -   | -   | 12  | -   | -   | 2   | -   | 1   | -   | 1   | 12       | ▼        | 16    |
|                      | <b>Probates/Wills and Trusts - Level</b> | 2017 | 3   | 3   | 4   | 3   | -   | -   | -   | -   | -   | -   | -   | 13       | -24%     | 13    |
|                      |  | 2016 | 3   | 5   | 3   | 6   | 4   | 3   | 4   | 1   | -   | 1   | -   | 17       | ▼        | 30    |
|                      | <b>Uncontested Divorce</b>               | 2017 | 17  | 8   | 21  | 16  | -   | -   | -   | -   | -   | -   | -   | 62       | -11%     | 62    |
|                      |  | 2016 | 14  | 15  | 13  | 28  | 18  | 17  | 20  | 16  | 20  | 19  | 14  | 70       | ▼        | 210   |
|                      | <b>Misdemeanor</b>                       | 2017 | 14  | 26  | 22  | 18  | -   | -   | -   | -   | -   | -   | -   | 80       | -9%      | 80    |
|                      |  | 2016 | 19  | 32  | 21  | 16  | 16  | 16  | 20  | 10  | 28  | 22  | 18  | 88       | ▼        | 235   |
|                      | <b>Non-Capital Felonies and</b>          | 2017 | 33  | 82  | 79  | 57  | -   | -   | -   | -   | -   | -   | -   | 251      | -1%      | 251   |
|                      |  | 2016 | 39  | 96  | 65  | 53  | 47  | 69  | 39  | 60  | 79  | 81  | 61  | 253      | ▼        | 763   |
| <b>Miscellaneous</b> | <b>Other Criminally Related Matters</b>  | 2017 | 5   | 50  | 11  | 3   | -   | -   | -   | -   | -   | -   | -   | 69       | 214%     | 69    |
|                      |  | 2016 | 11  | 5   | 3   | 3   | 14  | 21  | 17  | 8   | 11  | 22  | 4   | 22       | ▲        | 148   |
| <b>Other</b>         | <b>Miscellaneous</b>                     | 2017 | 222 | 199 | 225 | 213 | -   | -   | -   | -   | -   | -   | -   | 859      | -21%     | 859   |
|                      |  | 2016 | 349 | 296 | 256 | 182 | 165 | 188 | 197 | 197 | 221 | 192 | 208 | 1,083    | ▼        | 2,638 |
| <b>Other</b>         |  | 2017 | 2   | -   | 2   | 1   | -   | -   | -   | -   | -   | -   | -   | 5        | 67%      | 5     |
|                      |  | 2016 | -   | 1   | 1   | 1   | -   | -   | 4   | 1   | 1   | -   | 2   | 3        | ▲        | 12    |

January 2016 -- April 2017 Filings

Dashboard

Court: Campbell Circuit

Circuit/Court ID: 24

Start/End Date: Jan-16 / Apr-17

224031

2016 Average Month: 278

Type of Case: Filings

Jan-Apr 2016: 1,149

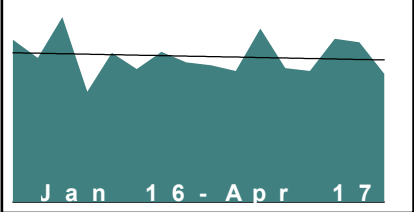
2017 Average Month:278

Filings Trending: ▼

Jan-Apr 2017 : 1,112

Overall AVG. Month: 278

Monthly Filings Summary



Jan --- Apr Filings

1,112

1,149

2017

2016

| Filings by Division |      |     |     |     |     |     |     |     |     |     |     |     |     |          |          |       |
|---------------------|------|-----|-----|-----|-----|-----|-----|-----|-----|-----|-----|-----|-----|----------|----------|-------|
|                     |      | Jan | Feb | Mar | Apr | May | Jun | Jul | Aug | Sep | Oct | Nov | Dec | Thru Apr | % Change | Total |
| Total               | 2017 | 250 | 312 | 305 | 245 | -   | -   | -   | -   | -   | -   | -   | -   | 1,112    | -3%      | 1,112 |
|                     | 2016 | 310 | 275 | 353 | 211 | 285 | 254 | 287 | 267 | 261 | 250 | 331 | 256 | 1,149    | ▼        | 3,340 |
| Civil               | 2017 | 43  | 36  | 55  | 40  | -   | -   | -   | -   | -   | -   | -   | -   | 174      | 7%       | 174   |
|                     | 2016 | 40  | 31  | 44  | 48  | 29  | 38  | 41  | 41  | 37  | 41  | 35  | 33  | 163      | ▲        | 458   |
| Criminal            | 2017 | 63  | 152 | 79  | 85  | -   | -   | -   | -   | -   | -   | -   | -   | 379      | 37%      | 379   |
|                     | 2016 | 73  | 52  | 117 | 35  | 146 | 86  | 92  | 118 | 91  | 92  | 154 | 83  | 277      | ▲        | 1,139 |
| Miscellaneous       | 2017 | 142 | 124 | 171 | 118 | -   | -   | -   | -   | -   | -   | -   | -   | 555      | -20%     | 555   |
|                     | 2016 | 193 | 190 | 184 | 127 | 109 | 130 | 151 | 107 | 133 | 116 | 140 | 137 | 694      | ▼        | 1,717 |
| Other               | 2017 | 2   | -   | -   | 2   | -   | -   | -   | -   | -   | -   | -   | -   | 4        | -73%     | 4     |
|                     | 2016 | 4   | 2   | 8   | 1   | 1   | -   | 3   | 1   | -   | 1   | 2   | 3   | 15       | ▼        | 26    |

| Filings by Division & Case Category |                                  |      |     |     |     |     |     |     |     |     |     |     |     |     |          |          |       |       |
|-------------------------------------|----------------------------------|------|-----|-----|-----|-----|-----|-----|-----|-----|-----|-----|-----|-----|----------|----------|-------|-------|
|                                     |                                  |      | Jan | Feb | Mar | Apr | May | Jun | Jul | Aug | Sep | Oct | Nov | Dec | Thru Apr | % Change | Total |       |
| Civil                               | Administrative Law               | 2017 | -   | -   | -   | -   | -   | -   | -   | -   | -   | -   | -   | -   | 0        | 0        | 0     |       |
|                                     |                                  | 2016 | -   | -   | -   | -   | -   | -   | -   | 1   | 1   | -   | 1   | -   | -        | 0        | ↔     | 3     |
|                                     | Contested Divorce                | 2017 | 4   | 5   | 7   | 9   | -   | -   | -   | -   | -   | -   | -   | -   | -        | 25       | 56%   | 25    |
|                                     |                                  | 2016 | 4   | 4   | 5   | 3   | 6   | 8   | 3   | 6   | 5   | 5   | 3   | 6   | 16       | 16       | ▲     | 58    |
|                                     | Domestic and Family - Level 1    | 2017 | 2   | 2   | 2   | -   | -   | -   | -   | -   | -   | -   | -   | -   | -        | 6        | -33%  | 6     |
|                                     |                                  | 2016 | 3   | 1   | 5   | -   | -   | 2   | 1   | -   | 4   | 3   | 2   | 3   | 9        | 9        | ▼     | 24    |
|                                     | Domestic and Family - Level 2    | 2017 | 2   | 3   | 7   | 1   | -   | -   | -   | -   | -   | -   | -   | -   | -        | 13       | 160%  | 13    |
|                                     |                                  | 2016 | 1   | -   | 3   | 1   | 3   | 5   | 2   | 1   | 4   | 4   | 2   | 2   | 5        | 5        | ▲     | 28    |
|                                     | General Civil - Level 1          | 2017 | 2   | 1   | 1   | -   | -   | -   | -   | -   | -   | -   | -   | -   | -        | 4        | 100%  | 4     |
|                                     |                                  | 2016 | -   | -   | 2   | -   | 1   | 1   | 3   | -   | -   | -   | -   | -   | -        | 2        | 2     | ▲     |
|                                     | General Civil - Level 2          | 2017 | 8   | 4   | 14  | 11  | -   | -   | -   | -   | -   | -   | -   | -   | -        | 37       | 32%   | 37    |
|                                     |                                  | 2016 | 5   | 9   | 3   | 11  | 7   | 7   | 9   | 12  | 10  | 5   | 11  | 9   | 28       | 28       | ▲     | 98    |
|                                     | General Civil - Level 3          | 2017 | 13  | 2   | 8   | 4   | -   | -   | -   | -   | -   | -   | -   | -   | -        | 27       | -16%  | 27    |
|                                     |                                  | 2016 | 13  | 1   | 2   | 16  | 2   | 4   | 10  | 5   | 5   | 4   | 3   | 3   | 32       | 32       | ▼     | 68    |
| Probates/Wills and Trusts - Level   | 2017                             | 1    | -   | 1   | -   | -   | -   | -   | -   | -   | -   | -   | -   | -   | 2        | -50%     | 2     |       |
|                                     | 2016                             | 1    | -   | 3   | -   | -   | -   | -   | -   | -   | -   | -   | -   | 4   | 4        | ▼        | 5     |       |
| Probates/Wills and Trusts - Level   | 2017                             | 1    | 1   | -   | 4   | -   | -   | -   | -   | -   | -   | -   | -   | -   | 6        | -40%     | 6     |       |
|                                     | 2016                             | 2    | 3   | 5   | -   | 2   | 1   | -   | -   | -   | 1   | -   | -   | 10  | 10       | ▼        | 14    |       |
| Uncontested Divorce                 | 2017                             | 10   | 18  | 15  | 11  | -   | -   | -   | -   | -   | -   | -   | -   | -   | 54       | -5%      | 54    |       |
|                                     | 2016                             | 11   | 13  | 16  | 17  | 8   | 10  | 12  | 16  | 9   | 18  | 14  | 9   | 57  | 57       | ▼        | 153   |       |
| Criminal                            | Misdemeanor                      | 2017 | 24  | 47  | 26  | 25  | -   | -   | -   | -   | -   | -   | -   | -   | -        | 122      | 20%   | 122   |
|                                     |                                  | 2016 | 23  | 26  | 41  | 12  | 32  | 25  | 21  | 37  | 31  | 32  | 15  | 26  | 102      | 102      | ▲     | 321   |
|                                     | Non-Capital Felonies and         | 2017 | 32  | 98  | 51  | 56  | -   | -   | -   | -   | -   | -   | -   | -   | -        | 237      | 44%   | 237   |
|                                     |                                  | 2016 | 49  | 25  | 70  | 21  | 112 | 55  | 69  | 78  | 57  | 51  | 137 | 49  | 165      | 165      | ▲     | 773   |
|                                     | Other Criminally Related Matters | 2017 | 7   | 7   | 2   | 4   | -   | -   | -   | -   | -   | -   | -   | -   | -        | 20       | 100%  | 20    |
|                                     |                                  | 2016 | 1   | 1   | 6   | 2   | 2   | 6   | 2   | 3   | 3   | 9   | 2   | 8   | 10       | 10       | ▲     | 45    |
|                                     | Miscellaneous                    | 2017 | 142 | 124 | 171 | 118 | -   | -   | -   | -   | -   | -   | -   | -   | -        | 555      | -20%  | 555   |
|                                     |                                  | 2016 | 193 | 190 | 184 | 127 | 109 | 130 | 151 | 107 | 133 | 116 | 140 | 137 | 694      | 694      | ▼     | 1,717 |
|                                     | Other                            | 2017 | 2   | -   | -   | 2   | -   | -   | -   | -   | -   | -   | -   | -   | -        | 4        | -73%  | 4     |
|                                     |                                  | 2016 | 4   | 2   | 8   | 1   | 1   | -   | 3   | 1   | -   | 1   | 2   | 3   | 15       | 15       | ▼     | 26    |
|                                     |                                  |      |     |     |     |     |     |     |     |     |     |     |     |     |          |          |       |       |

January 2016 -- April 2017 Filings

Dashboard

Court: Nelson Circuit

Circuit/Court ID: 24

Start/End Date: Jan-16 / Apr-17

224125

2016 Average Month: 83

Type of Case: Filings

Jan-Apr 2016: 324

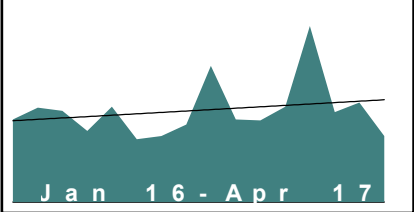
2017 Average Month:103

Filings Trending: ▲

Jan-Apr 2017 : 412

Overall AVG. Month: 88

Monthly Filings Summary



Jan --- Apr Filings

412

324

2017

2016

| Filings by Division |      |     |     |     |     |     |     |     |     |     |     |     |     |          |          |       |
|---------------------|------|-----|-----|-----|-----|-----|-----|-----|-----|-----|-----|-----|-----|----------|----------|-------|
|                     |      | Jan | Feb | Mar | Apr | May | Jun | Jul | Aug | Sep | Oct | Nov | Dec | Thru Apr | % Change | Total |
| Total               | 2017 | 168 | 86  | 95  | 63  | -   | -   | -   | -   | -   | -   | -   | -   | 412      | 27%      | 412   |
|                     | 2016 | 79  | 90  | 87  | 68  | 91  | 60  | 63  | 74  | 130 | 79  | 78  | 91  | 324      | ▲        | 990   |
| Civil               | 2017 | 9   | 13  | 8   | 11  | -   | -   | -   | -   | -   | -   | -   | -   | 41       | -27%     | 41    |
|                     | 2016 | 5   | 21  | 17  | 13  | 15  | 14  | 9   | 15  | 8   | 13  | 9   | 10  | 56       | ▼        | 149   |
| Criminal            | 2017 | 124 | 45  | 48  | 36  | -   | -   | -   | -   | -   | -   | -   | -   | 253      | 92%      | 253   |
|                     | 2016 | 29  | 32  | 41  | 30  | 39  | 22  | 20  | 31  | 90  | 32  | 34  | 52  | 132      | ▲        | 452   |
| Miscellaneous       | 2017 | 34  | 27  | 38  | 16  | -   | -   | -   | -   | -   | -   | -   | -   | 115      | -15%     | 115   |
|                     | 2016 | 45  | 37  | 29  | 25  | 36  | 24  | 32  | 28  | 32  | 34  | 35  | 29  | 136      | ▼        | 386   |
| Other               | 2017 | 1   | 1   | 1   | -   | -   | -   | -   | -   | -   | -   | -   | -   | 3        | 3        | 3     |
|                     | 2016 | -   | -   | -   | -   | 1   | -   | 2   | -   | -   | -   | -   | -   | 0        | ↔        | 3     |

| Filings by Division & Case Category |                                  |      |     |     |     |     |     |     |     |     |     |     |     |     |          |          |       |
|-------------------------------------|----------------------------------|------|-----|-----|-----|-----|-----|-----|-----|-----|-----|-----|-----|-----|----------|----------|-------|
|                                     |                                  |      | Jan | Feb | Mar | Apr | May | Jun | Jul | Aug | Sep | Oct | Nov | Dec | Thru Apr | % Change | Total |
| Civil                               | Contested Divorce                | 2017 | 2   | 1   | 1   | 1   | -   | -   | -   | -   | -   | -   | -   | -   | 5        | -44%     | 5     |
|                                     |                                  | 2016 | 1   | 1   | 5   | 2   | 5   | 4   | 2   | 3   | -   | 3   | 2   | -   | 9        | ▼        | 28    |
|                                     | Domestic and Family - Level 1    | 2017 | 2   | 1   | 1   | 1   | -   | -   | -   | -   | -   | -   | -   | -   | 5        | 5        | 5     |
|                                     |                                  | 2016 | -   | -   | -   | -   | -   | -   | -   | -   | 1   | 1   | 2   | -   | 0        | ↔        | 4     |
|                                     | Domestic and Family - Level 2    | 2017 | -   | -   | -   | 1   | -   | -   | -   | -   | -   | -   | -   | -   | 1        | -50%     | 1     |
|                                     |                                  | 2016 | -   | -   | 2   | -   | 1   | -   | -   | -   | 1   | 1   | -   | -   | 2        | ▼        | 5     |
|                                     | General Civil - Level 1          | 2017 | -   | 1   | -   | -   | -   | -   | -   | -   | -   | -   | -   | -   | 1        | -50%     | 1     |
|                                     |                                  | 2016 | -   | 1   | 1   | -   | -   | -   | -   | -   | -   | -   | -   | -   | 2        | ▼        | 2     |
|                                     | General Civil - Level 2          | 2017 | 3   | 2   | 2   | 2   | -   | -   | -   | -   | -   | -   | -   | -   | 9        | -57%     | 9     |
|                                     |                                  | 2016 | 1   | 14  | 4   | 2   | 3   | 2   | 1   | 4   | 2   | 3   | 2   | 3   | 21       | ▼        | 41    |
| General Civil - Level 3             | 2017                             | 1    | 4   | 4   | 2   | -   | -   | -   | -   | -   | -   | -   | -   | 11  | 120%     | 11       |       |
|                                     | 2016                             | 1    | 1   | -   | 3   | 1   | 1   | 2   | 2   | 1   | -   | 2   | 3   | 5   | ▲        | 17       |       |
| Probates/Wills and Trusts - Level   | 2017                             | 1    | -   | -   | 1   | -   | -   | -   | -   | -   | -   | -   | -   | 2   | 0%       | 2        |       |
|                                     | 2016                             | -    | -   | -   | 2   | -   | -   | -   | -   | -   | -   | -   | -   | 2   | ↔        | 2        |       |
| Uncontested Divorce                 | 2017                             | -    | 4   | -   | 3   | -   | -   | -   | -   | -   | -   | -   | -   | 7   | -53%     | 7        |       |
|                                     | 2016                             | 2    | 4   | 5   | 4   | 5   | 7   | 4   | 6   | 3   | 5   | 1   | 4   | 15  | ▼        | 50       |       |
|                                     |                                  |      |     |     |     |     |     |     |     |     |     |     |     |     |          |          |       |
| Criminal                            | Misdemeanor                      | 2017 | 10  | 10  | 13  | 12  | -   | -   | -   | -   | -   | -   | -   | -   | 45       | 0%       | 45    |
|                                     |                                  | 2016 | 13  | 8   | 14  | 10  | 9   | 6   | 9   | 9   | 6   | 14  | 11  | 9   | 45       | ↔        | 118   |
|                                     | Non-Capital Felonies and         | 2017 | 114 | 32  | 24  | 24  | -   | -   | -   | -   | -   | -   | -   | -   | 194      | 155%     | 194   |
|                                     |                                  | 2016 | 15  | 23  | 19  | 19  | 27  | 11  | 11  | 13  | 60  | 14  | 18  | 41  | 76       | ▲        | 271   |
|                                     | Other Criminally Related Matters | 2017 | -   | 3   | 11  | -   | -   | -   | -   | -   | -   | -   | -   | -   | 14       | 27%      | 14    |
| 2016                                |                                  | 1    | 1   | 8   | 1   | 3   | 5   | -   | 9   | 24  | 4   | 5   | 2   | 11  | ▲        | 63       |       |
|                                     |                                  |      |     |     |     |     |     |     |     |     |     |     |     |     |          |          |       |
|                                     | Miscellaneous                    | 2017 | 34  | 27  | 38  | 16  | -   | -   | -   | -   | -   | -   | -   | -   | 115      | -15%     | 115   |
|                                     |                                  | 2016 | 45  | 37  | 29  | 25  | 36  | 24  | 32  | 28  | 32  | 34  | 35  | 29  | 136      | ▼        | 386   |
|                                     |                                  |      |     |     |     |     |     |     |     |     |     |     |     |     |          |          |       |
|                                     | Other                            | 2017 | 1   | 1   | 1   | -   | -   | -   | -   | -   | -   | -   | -   | -   | 3        | 3        | 3     |
|                                     |                                  | 2016 | -   | -   | -   | -   | 1   | -   | 2   | -   | -   | -   | -   | -   | 0        | ↔        | 3     |
|                                     |                                  |      |     |     |     |     |     |     |     |     |     |     |     |     |          |          |       |

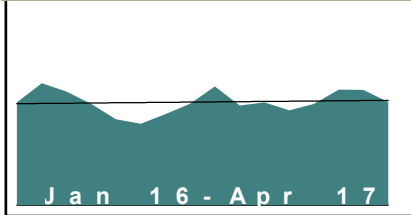
January 2016 -- April 2017 Filings

Dashboard

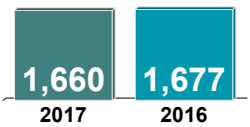
Court: Lynchburg Circuit  
 Start/End Date: Jan-16 / Apr-17  
 2016 Average Month: 386  
 Jan-Apr 2016: 1,677  
 Filings Trending: ⇌

Circuit/Court ID: 24  
 224680  
 Type of Case: Filings  
 2017 Average Month: 415  
 Jan-Apr 2017 : 1,660  
 Overall AVG. Month: 394

Monthly Filings Summary



Jan --- Apr Filings



Filings by Division

|                      |      | Jan | Feb | Mar | Apr | May | Jun | Jul | Aug | Sep | Oct | Nov | Dec | Thru Apr | % Change | Total |
|----------------------|------|-----|-----|-----|-----|-----|-----|-----|-----|-----|-----|-----|-----|----------|----------|-------|
| <b>Total</b>         | 2017 | 386 | 441 | 440 | 393 | -   | -   | -   | -   | -   | -   | -   | -   | 1,660    | -1%      | 1,660 |
|                      | 2016 | 392 | 465 | 434 | 386 | 328 | 311 | 347 | 387 | 453 | 380 | 392 | 362 | 1,677    | ▼        | 4,637 |
| <b>Civil</b>         | 2017 | 53  | 60  | 93  | 73  | -   | -   | -   | -   | -   | -   | -   | -   | 279      | 6%       | 279   |
|                      | 2016 | 47  | 74  | 67  | 75  | 51  | 55  | 47  | 80  | 99  | 118 | 99  | 74  | 263      | ▲        | 886   |
| <b>Criminal</b>      | 2017 | 190 | 237 | 171 | 175 | -   | -   | -   | -   | -   | -   | -   | -   | 773      | -14%     | 773   |
|                      | 2016 | 202 | 248 | 236 | 216 | 203 | 145 | 201 | 190 | 231 | 160 | 164 | 194 | 902      | ▼        | 2,390 |
| <b>Miscellaneous</b> | 2017 | 96  | 102 | 116 | 106 | -   | -   | -   | -   | -   | -   | -   | -   | 420      | -17%     | 420   |
|                      | 2016 | 142 | 143 | 129 | 89  | 72  | 102 | 92  | 106 | 114 | 96  | 122 | 88  | 503      | ▼        | 1,295 |
| <b>Other</b>         | 2017 | 47  | 42  | 60  | 39  | -   | -   | -   | -   | -   | -   | -   | -   | 188      | 1,989%   | 188   |
|                      | 2016 | 1   | -   | 2   | 6   | 2   | 9   | 7   | 11  | 9   | 6   | 7   | 6   | 9        | ▲        | 66    |

Filings by Division & Case Category

|                      |  | Jan  | Feb | Mar | Apr | May | Jun | Jul | Aug | Sep | Oct | Nov | Dec | Thru Apr | % Change | Total |
|----------------------|--|------|-----|-----|-----|-----|-----|-----|-----|-----|-----|-----|-----|----------|----------|-------|
| <b>Civil</b>         | <b>Administrative Law</b>                | 2017 | 1   | 1   | 1   | 1   | -   | -   | -   | -   | -   | -   | -   | 4        | 100%     | 4     |
|                      |  | 2016 | 1   | -   | 1   | -   | -   | -   | 1   | 1   | -   | -   | -   | 2        | ▲        | 4     |
|                      | <b>Contested Divorce</b>                 | 2017 | 9   | 12  | 16  | 13  | -   | -   | -   | -   | -   | -   | -   | 50       | 35%      | 50    |
|                      |  | 2016 | 9   | 8   | 8   | 12  | 14  | 13  | 18  | 4   | 9   | 13  | 7   | 37       | ▲        | 118   |
|                      | <b>Domestic and Family - Level 1</b>     | 2017 | 2   | 2   | 7   | 3   | -   | -   | -   | -   | -   | -   | -   | 14       | 0%       | 14    |
|                      |  | 2016 | 4   | 3   | 4   | 3   | -   | 2   | 2   | 1   | 3   | 1   | 8   | 14       | ⇌        | 33    |
|                      | <b>Domestic and Family - Level 2</b>     | 2017 | 1   | 1   | 4   | 1   | -   | -   | -   | -   | -   | -   | -   | 7        | -36%     | 7     |
|                      |  | 2016 | 2   | 3   | 2   | 4   | -   | 3   | 1   | 5   | 4   | 5   | 2   | 11       | ▼        | 35    |
|                      | <b>General Civil - Level 1</b>           | 2017 | 1   | -   | 1   | 5   | -   | -   | -   | -   | -   | -   | -   | 7        | 17%      | 7     |
|                      |  | 2016 | 1   | -   | 2   | 3   | -   | 1   | 1   | -   | 1   | 4   | 3   | 6        | ▲        | 22    |
|                      | <b>General Civil - Level 2</b>           | 2017 | 12  | 12  | 8   | 17  | -   | -   | -   | -   | -   | -   | -   | 49       | -9%      | 49    |
|                      |  | 2016 | 14  | 14  | 13  | 13  | 5   | 12  | 13  | 19  | 17  | 14  | 25  | 54       | ▼        | 172   |
| <b>Criminal</b>      | <b>General Civil - Level 3</b>           | 2017 | 6   | 13  | 15  | 6   | -   | -   | -   | -   | -   | -   | -   | 40       | 100%     | 40    |
|                      |  | 2016 | 3   | 8   | 6   | 3   | 13  | 7   | 6   | 37  | 54  | 27  | 16  | 20       | ▲        | 187   |
|                      | <b>Probates/Wills and Trusts - Level</b> | 2017 | -   | -   | -   | -   | -   | -   | -   | -   | -   | -   | -   | 0        | -100%    | 0     |
|                      |  | 2016 | -   | -   | 1   | -   | -   | -   | -   | 2   | -   | -   | 1   | 1        | ▼        | 4     |
|                      | <b>Probates/Wills and Trusts - Level</b> | 2017 | 2   | 1   | 4   | 3   | -   | -   | -   | -   | -   | -   | -   | 10       | 0%       | 10    |
|                      |  | 2016 | 1   | 2   | 5   | 2   | 1   | 1   | 2   | 3   | 2   | -   | 2   | 10       | ⇌        | 23    |
|                      | <b>Uncontested Divorce</b>               | 2017 | 19  | 18  | 37  | 24  | -   | -   | -   | -   | -   | -   | -   | 98       | -9%      | 98    |
|                      |  | 2016 | 12  | 36  | 25  | 35  | 18  | 16  | 18  | 26  | 30  | 27  | 17  | 108      | ▼        | 288   |
|                      | <b>Misdemeanor</b>                       | 2017 | 65  | 55  | 28  | 57  | -   | -   | -   | -   | -   | -   | -   | 205      | -6%      | 205   |
|                      |  | 2016 | 40  | 65  | 61  | 51  | 50  | 41  | 77  | 62  | 72  | 54  | 60  | 217      | ▼        | 679   |
|                      | <b>Non-Capital Felonies and</b>          | 2017 | 118 | 169 | 128 | 111 | -   | -   | -   | -   | -   | -   | -   | 526      | -19%     | 526   |
|                      |  | 2016 | 160 | 178 | 162 | 153 | 142 | 96  | 111 | 114 | 146 | 93  | 111 | 653      | ▼        | 1,587 |
| <b>Miscellaneous</b> | <b>Other Criminally Related Matters</b>  | 2017 | 7   | 13  | 15  | 7   | -   | -   | -   | -   | -   | -   | -   | 42       | 31%      | 42    |
|                      |  | 2016 | 2   | 5   | 13  | 12  | 11  | 8   | 13  | 14  | 13  | 7   | 13  | 32       | ▲        | 124   |
| <b>Other</b>         | <b>Miscellaneous</b>                     | 2017 | 96  | 102 | 116 | 106 | -   | -   | -   | -   | -   | -   | -   | 420      | -17%     | 420   |
|                      |  | 2016 | 142 | 143 | 129 | 89  | 72  | 102 | 92  | 106 | 114 | 96  | 122 | 503      | ▼        | 1,295 |
| <b>Other</b>         | <b>Other</b>                             | 2017 | 47  | 42  | 60  | 39  | -   | -   | -   | -   | -   | -   | -   | 188      | 1,989%   | 188   |
|                      |  | 2016 | 1   | -   | 2   | 6   | 2   | 9   | 7   | 11  | 9   | 6   | 7   | 9        | ▲        | 66    |

January 2016 -- April 2017 Filings

## Dashboard

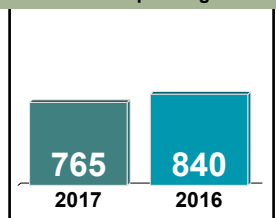
Court: Alleghany Circuit  
 Start/End Date: Jan-16 / Apr-17  
 2016 Average Month: 157  
 Jan-Apr 2016: 840  
 Filings Trending: ▼

Circuit/Court ID: 25  
 225005  
 Type of Case: Filings  
 2017 Average Month: 191  
 Jan-Apr 2017 : 765  
 Overall AVG. Month: 166

## Monthly Filings Summary



## Jan --- Apr Filings



## Filings by Division

|                      |      | Jan | Feb | Mar | Apr | May | Jun | Jul | Aug | Sep | Oct | Nov | Dec | Thru Apr | % Change | Total |
|----------------------|------|-----|-----|-----|-----|-----|-----|-----|-----|-----|-----|-----|-----|----------|----------|-------|
| <b>Total</b>         | 2017 | 174 | 90  | 125 | 376 | -   | -   | -   | -   | -   | -   | -   | -   | 765      | -9%      | 765   |
|                      | 2016 | 326 | 158 | 116 | 240 | 86  | 108 | 141 | 98  | 128 | 269 | 87  | 131 | 840      | ▼        | 1,888 |
| <b>Civil</b>         | 2017 | 20  | 14  | 21  | 7   | -   | -   | -   | -   | -   | -   | -   | -   | 62       | 5%       | 62    |
|                      | 2016 | 12  | 16  | 15  | 16  | 14  | 11  | 14  | 14  | 20  | 10  | 10  | 26  | 59       | ▲        | 178   |
| <b>Criminal</b>      | 2017 | 103 | 33  | 39  | 329 | -   | -   | -   | -   | -   | -   | -   | -   | 504      | -6%      | 504   |
|                      | 2016 | 262 | 54  | 36  | 184 | 34  | 60  | 86  | 35  | 53  | 212 | 39  | 73  | 536      | ▼        | 1,128 |
| <b>Miscellaneous</b> | 2017 | 51  | 43  | 65  | 39  | -   | -   | -   | -   | -   | -   | -   | -   | 198      | -15%     | 198   |
|                      | 2016 | 51  | 87  | 56  | 39  | 35  | 34  | 41  | 47  | 55  | 47  | 36  | 31  | 233      | ▼        | 559   |
| <b>Other</b>         | 2017 | -   | -   | -   | 1   | -   | -   | -   | -   | -   | -   | -   | -   | 1        | -92%     | 1     |
|                      | 2016 | 1   | 1   | 9   | 1   | 3   | 3   | -   | 2   | -   | -   | 2   | 1   | 12       | ▼        | 23    |

## Filings by Division &amp; Case Category

|                      |                                   | Jan  | Feb | Mar | Apr | May | Jun | Jul | Aug | Sep | Oct | Nov | Dec | Thru Apr | % Change | Total |
|----------------------|-----------------------------------|------|-----|-----|-----|-----|-----|-----|-----|-----|-----|-----|-----|----------|----------|-------|
| <b>Civil</b>         | Contested Divorce                 | 2017 | 2   | 1   | 2   | 2   | -   | -   | -   | -   | -   | -   | -   | 7        | -36%     | 7     |
|                      |                                   | 2016 | -   | 2   | 4   | 5   | 1   | 3   | 2   | 3   | 3   | 1   | 2   | 11       | ▼        | 28    |
|                      | Domestic and Family - Level 1     | 2017 | -   | -   | 1   | -   | -   | -   | -   | -   | -   | -   | -   | 1        | 0%       | 1     |
|                      |                                   | 2016 | 1   | -   | -   | -   | -   | -   | -   | 1   | -   | -   | -   | 1        | ↔        | 2     |
|                      | Domestic and Family - Level 2     | 2017 | -   | -   | 2   | -   | -   | -   | -   | -   | -   | -   | -   | 2        | -33%     | 2     |
|                      |                                   | 2016 | 1   | -   | 1   | 1   | 3   | 1   | 3   | 1   | -   | 1   | -   | 3        | ▼        | 12    |
|                      | General Civil - Level 1           | 2017 | -   | 2   | 2   | -   | -   | -   | -   | -   | -   | -   | -   | 4        | 4        | 4     |
|                      |                                   | 2016 | -   | -   | -   | -   | -   | -   | -   | -   | -   | -   | 2   | 0        | ↔        | 2     |
|                      | General Civil - Level 2           | 2017 | 8   | 2   | 3   | 1   | -   | -   | -   | -   | -   | -   | -   | 14       | 75%      | 14    |
|                      |                                   | 2016 | -   | 5   | 1   | 2   | 2   | 3   | 5   | 2   | 4   | 3   | 2   | 8        | ▲        | 29    |
|                      | General Civil - Level 3           | 2017 | 6   | 5   | 1   | -   | -   | -   | -   | -   | -   | -   | -   | 12       | 33%      | 12    |
|                      |                                   | 2016 | 5   | -   | 2   | 2   | -   | -   | 1   | 1   | 2   | 4   | 18  | 9        | ▲        | 35    |
| <b>Criminal</b>      | Probates/Wills and Trusts - Level | 2017 | 1   | -   | -   | -   | -   | -   | -   | -   | -   | -   | -   | 1        | 1        | 1     |
|                      |                                   | 2016 | -   | -   | -   | -   | -   | -   | -   | -   | -   | -   | -   | 0        | ↔        | 0     |
|                      | Probates/Wills and Trusts - Level | 2017 | -   | -   | 1   | -   | -   | -   | -   | -   | -   | -   | -   | 1        | -67%     | 1     |
|                      |                                   | 2016 | -   | 1   | 2   | -   | 1   | -   | 2   | -   | -   | -   | 2   | 3        | ▼        | 8     |
|                      | Uncontested Divorce               | 2017 | 3   | 4   | 9   | 4   | -   | -   | -   | -   | -   | -   | -   | 20       | -17%     | 20    |
|                      |                                   | 2016 | 5   | 8   | 5   | 6   | 7   | 4   | 7   | 4   | 10  | 2   | 2   | 24       | ▼        | 62    |
|                      | Misdemeanor                       | 2017 | 35  | 8   | 8   | 37  | -   | -   | -   | -   | -   | -   | -   | 88       | 40%      | 88    |
|                      |                                   | 2016 | 23  | 10  | 9   | 21  | 13  | 12  | 15  | 3   | 10  | 20  | 14  | 63       | ▲        | 158   |
|                      | Non-Capital Felonies and          | 2017 | 67  | 21  | 29  | 288 | -   | -   | -   | -   | -   | -   | -   | 405      | -14%     | 405   |
|                      |                                   | 2016 | 238 | 44  | 27  | 162 | 17  | 47  | 71  | 32  | 42  | 190 | 24  | 471      | ▼        | 958   |
|                      | Other Criminally Related Matters  | 2017 | 1   | 4   | 2   | 4   | -   | -   | -   | -   | -   | -   | -   | 11       | 450%     | 11    |
|                      |                                   | 2016 | 1   | -   | -   | 1   | 4   | 1   | -   | 1   | 2   | 1   | 1   | 2        | ▲        | 12    |
| <b>Miscellaneous</b> |                                   | 2017 | 51  | 43  | 65  | 39  | -   | -   | -   | -   | -   | -   | -   | 198      | -15%     | 198   |
|                      |                                   | 2016 | 51  | 87  | 56  | 39  | 35  | 34  | 41  | 47  | 55  | 47  | 36  | 233      | ▼        | 559   |
| <b>Other</b>         |                                   | 2017 | -   | -   | -   | 1   | -   | -   | -   | -   | -   | -   | -   | 1        | -92%     | 1     |
|                      |                                   | 2016 | 1   | 1   | 9   | 1   | 3   | 3   | -   | 2   | -   | 2   | 1   | 12       | ▼        | 23    |


January 2016 -- April 2017 Filings

## Dashboard

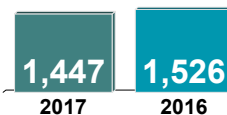
Court: Augusta Circuit  
 Start/End Date: Jan-16 / Apr-17  
 2016 Average Month: 357  
 Jan-Apr 2016: 1,526  
 Filings Trending: ▼

Circuit/Court ID: 25  
 225015  
 Type of Case: Filings  
 2017 Average Month: 362  
 Jan-Apr 2017 : 1,447  
 Overall AVG. Month: 359

## Monthly Filings Summary



## Jan --- Apr Filings



## Filings by Division

|                      |      | Jan | Feb | Mar | Apr | May | Jun | Jul | Aug | Sep | Oct | Nov | Dec | Thru Apr | % Change | Total |
|----------------------|------|-----|-----|-----|-----|-----|-----|-----|-----|-----|-----|-----|-----|----------|----------|-------|
| <b>Total</b>         | 2017 | 390 | 330 | 428 | 299 | -   | -   | -   | -   | -   | -   | -   | -   | 1,447    | -5%      | 1,447 |
|                      | 2016 | 386 | 346 | 486 | 308 | 351 | 357 | 373 | 334 | 353 | 320 | 373 | 302 | 1,526    | ▼        | 4,289 |
| <b>Civil</b>         | 2017 | 37  | 36  | 35  | 36  | -   | -   | -   | -   | -   | -   | -   | -   | 144      | -9%      | 144   |
|                      | 2016 | 34  | 41  | 44  | 40  | 41  | 44  | 48  | 46  | 44  | 37  | 30  | 33  | 159      | ▼        | 482   |
| <b>Criminal</b>      | 2017 | 160 | 144 | 151 | 119 | -   | -   | -   | -   | -   | -   | -   | -   | 574      | 13%      | 574   |
|                      | 2016 | 109 | 97  | 210 | 92  | 164 | 136 | 114 | 130 | 124 | 96  | 186 | 105 | 508      | ▲        | 1,563 |
| <b>Miscellaneous</b> | 2017 | 180 | 145 | 232 | 138 | -   | -   | -   | -   | -   | -   | -   | -   | 695      | -15%     | 695   |
|                      | 2016 | 226 | 201 | 224 | 163 | 132 | 164 | 194 | 148 | 167 | 172 | 145 | 150 | 814      | ▼        | 2,086 |
| <b>Other</b>         | 2017 | 13  | 5   | 10  | 6   | -   | -   | -   | -   | -   | -   | -   | -   | 34       | -24%     | 34    |
|                      | 2016 | 17  | 7   | 8   | 13  | 14  | 13  | 17  | 10  | 18  | 15  | 12  | 14  | 45       | ▼        | 158   |

## Filings by Division &amp; Case Category

|                      |  | Jan  | Feb | Mar | Apr | May | Jun | Jul | Aug | Sep | Oct | Nov | Dec | Thru Apr | % Change | Total |
|----------------------|--|------|-----|-----|-----|-----|-----|-----|-----|-----|-----|-----|-----|----------|----------|-------|
| <b>Civil</b>         | <b>Administrative Law</b>                | 2017 | -   | 1   | -   | -   | -   | -   | -   | -   | -   | -   | -   | 1        | -75%     | 1     |
|                      |  | 2016 | 1   | 1   | -   | 2   | 1   | -   | 1   | -   | -   | 2   | -   | 4        | ▼        | 9     |
|                      | <b>Contested Divorce</b>                 | 2017 | 7   | 5   | 8   | 4   | -   | -   | -   | -   | -   | -   | -   | 24       | -27%     | 24    |
|                      |  | 2016 | 7   | 8   | 13  | 5   | 5   | 8   | 5   | 6   | 8   | 5   | 5   | 33       | ▼        | 80    |
|                      | <b>Domestic and Family - Level 1</b>     | 2017 | 3   | 2   | 3   | 2   | -   | -   | -   | -   | -   | -   | -   | 10       | 100%     | 10    |
|                      |  | 2016 | -   | 2   | 2   | 1   | 2   | 4   | 1   | 2   | 1   | 2   | 2   | 5        | ▲        | 20    |
|                      | <b>Domestic and Family - Level 2</b>     | 2017 | 8   | 9   | 4   | 10  | -   | -   | -   | -   | -   | -   | -   | 31       | 72%      | 31    |
|                      |  | 2016 | 5   | 4   | 3   | 6   | 4   | 8   | 9   | 2   | 6   | 4   | 7   | 18       | ▲        | 67    |
|                      | <b>General Civil - Level 1</b>           | 2017 | -   | -   | 2   | -   | -   | -   | -   | -   | -   | -   | -   | 2        | -50%     | 2     |
|                      |  | 2016 | 1   | 1   | 2   | -   | 3   | -   | -   | -   | 1   | 1   | 1   | 4        | ▼        | 10    |
|                      | <b>General Civil - Level 2</b>           | 2017 | 6   | 4   | 5   | 4   | -   | -   | -   | -   | -   | -   | -   | 19       | -17%     | 19    |
|                      |  | 2016 | 4   | 5   | 8   | 6   | 6   | 1   | 7   | 3   | 2   | 3   | 3   | 23       | ▼        | 55    |
| <b>Criminal</b>      | <b>General Civil - Level 3</b>           | 2017 | 3   | -   | 2   | 2   | -   | -   | -   | -   | -   | -   | -   | 7        | -22%     | 7     |
|                      |  | 2016 | 1   | 3   | 2   | 3   | 5   | 8   | 3   | 4   | 11  | 3   | 7   | 9        | ▼        | 50    |
|                      | <b>Probates/Wills and Trusts - Level</b> | 2017 | -   | 1   | -   | 1   | -   | -   | -   | -   | -   | -   | -   | 2        | 2        | 2     |
|                      |  | 2016 | -   | -   | -   | -   | -   | -   | -   | -   | 1   | 1   | -   | 0        | ↔        | 2     |
|                      | <b>Probates/Wills and Trusts - Level</b> | 2017 | -   | 2   | 1   | 1   | -   | -   | -   | -   | -   | -   | -   | 4        | 0%       | 4     |
|                      |  | 2016 | -   | 3   | 1   | -   | 3   | 4   | 4   | 3   | 4   | 1   | 3   | 4        | ↔        | 27    |
|                      | <b>Uncontested Divorce</b>               | 2017 | 10  | 12  | 10  | 12  | -   | -   | -   | -   | -   | -   | -   | 44       | -25%     | 44    |
|                      |  | 2016 | 15  | 14  | 13  | 17  | 12  | 11  | 18  | 15  | 17  | 13  | 12  | 59       | ▼        | 162   |
|                      | <b>Misdemeanor</b>                       | 2017 | 11  | 12  | 10  | 9   | -   | -   | -   | -   | -   | -   | -   | 42       | -37%     | 42    |
|                      |  | 2016 | 19  | 12  | 19  | 17  | 12  | 10  | 9   | 11  | 14  | 11  | 8   | 67       | ▼        | 150   |
|                      | <b>Non-Capital Felonies and</b>          | 2017 | 145 | 128 | 138 | 106 | -   | -   | -   | -   | -   | -   | -   | 517      | 20%      | 517   |
|                      |  | 2016 | 88  | 83  | 188 | 71  | 143 | 124 | 103 | 110 | 107 | 174 | 96  | 430      | ▲        | 1,366 |
| <b>Miscellaneous</b> | <b>Other Criminally Related Matters</b>  | 2017 | 4   | 4   | 3   | 4   | -   | -   | -   | -   | -   | -   | -   | 15       | 36%      | 15    |
|                      |  | 2016 | 2   | 2   | 3   | 4   | 9   | 2   | 2   | 9   | 3   | 6   | 1   | 11       | ▲        | 47    |
| <b>Other</b>         | <b>Miscellaneous</b>                     | 2017 | 180 | 145 | 232 | 138 | -   | -   | -   | -   | -   | -   | -   | 695      | -15%     | 695   |
|                      |  | 2016 | 226 | 201 | 224 | 163 | 132 | 164 | 194 | 148 | 167 | 172 | 145 | 814      | ▼        | 2,086 |
| <b>Other</b>         | <b>Other</b>                             | 2017 | 13  | 5   | 10  | 6   | -   | -   | -   | -   | -   | -   | -   | 34       | -24%     | 34    |
|                      |  | 2016 | 17  | 7   | 8   | 13  | 14  | 13  | 17  | 10  | 18  | 15  | 12  | 45       | ▼        | 158   |

January 2016 -- April 2017 Filings

Dashboard

Court: Bath Circuit

Start/End Date: Jan-16 / Apr-17

2016 Average Month: 27

Jan-Apr 2016: 118

Filings Trending: ▼

Circuit/Court ID: 25

225017

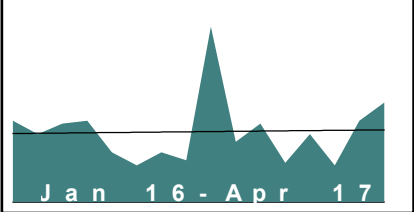
Type of Case: Filings

2017 Average Month: 27

Jan-Apr 2017 : 109

Overall AVG. Month: 27

Monthly Filings Summary



Jan --- Apr Filings

109

2017

118

2016

| Filings by Division |      |     |     |     |     |     |     |     |     |     |     |     |     |          |          |       |
|---------------------|------|-----|-----|-----|-----|-----|-----|-----|-----|-----|-----|-----|-----|----------|----------|-------|
|                     |      | Jan | Feb | Mar | Apr | May | Jun | Jul | Aug | Sep | Oct | Nov | Dec | Thru Apr | % Change | Total |
| Total               | 2017 | 26  | 14  | 31  | 38  | -   | -   | -   | -   | -   | -   | -   | -   | 109      | -8%      | 109   |
|                     | 2016 | 31  | 26  | 30  | 31  | 19  | 14  | 19  | 16  | 67  | 23  | 30  | 15  | 118      | ▼        | 321   |
| Civil               | 2017 | 3   | 2   | 3   | 1   | -   | -   | -   | -   | -   | -   | -   | -   | 9        | -10%     | 9     |
|                     | 2016 | 2   | 3   | 5   | -   | 1   | 1   | 11  | 5   | 2   | 5   | 4   | 3   | 10       | ▼        | 42    |
| Criminal            | 2017 | 17  | -   | 15  | 27  | -   | -   | -   | -   | -   | -   | -   | -   | 59       | 97%      | 59    |
|                     | 2016 | 9   | -   | 3   | 18  | 5   | 1   | -   | -   | 51  | 2   | 10  | 5   | 30       | ▲        | 104   |
| Miscellaneous       | 2017 | 6   | 12  | 13  | 10  | -   | -   | -   | -   | -   | -   | -   | -   | 41       | -47%     | 41    |
|                     | 2016 | 20  | 23  | 22  | 13  | 13  | 12  | 8   | 11  | 14  | 16  | 16  | 7   | 78       | ▼        | 175   |

| Filings by Division & Case Category |                                   |      |     |     |     |     |     |     |     |     |     |     |     |          |          |       |
|-------------------------------------|-----------------------------------|------|-----|-----|-----|-----|-----|-----|-----|-----|-----|-----|-----|----------|----------|-------|
|                                     |                                   | Jan  | Feb | Mar | Apr | May | Jun | Jul | Aug | Sep | Oct | Nov | Dec | Thru Apr | % Change | Total |
| Civil                               | Contested Divorce                 | 2017 | -   | -   | -   | -   | -   | -   | -   | -   | -   | -   | -   | 0        | -100%    | 0     |
|                                     |                                   | 2016 | -   | -   | 1   | -   | -   | -   | 1   | -   | 1   | -   | -   | 1        | ▼        | 3     |
|                                     | Domestic and Family - Level 2     | 2017 | 1   | -   | -   | -   | -   | -   | -   | -   | -   | -   | -   | 1        | -50%     | 1     |
|                                     |                                   | 2016 | -   | -   | 2   | -   | 1   | -   | -   | -   | 2   | -   | -   | 2        | ▼        | 5     |
|                                     | General Civil - Level 2           | 2017 | 1   | 1   | 2   | -   | -   | -   | -   | -   | -   | -   | -   | 4        | 100%     | 4     |
|                                     |                                   | 2016 | -   | -   | 2   | -   | 1   | 10  | 3   | 1   | -   | -   | -   | 2        | ▲        | 17    |
|                                     | General Civil - Level 3           | 2017 | 1   | -   | 1   | -   | -   | -   | -   | -   | -   | -   | -   | 2        | 100%     | 2     |
|                                     |                                   | 2016 | -   | 1   | -   | -   | -   | -   | -   | -   | -   | 1   | 2   | 1        | ▲        | 4     |
|                                     | Probates/Wills and Trusts - Level | 2017 | -   | -   | -   | -   | -   | -   | -   | -   | -   | -   | -   | 0        | -100%    | 0     |
|                                     |                                   | 2016 | -   | 1   | -   | -   | -   | 1   | -   | -   | 1   | 1   | -   | 1        | ▼        | 4     |
| Criminal                            | Uncontested Divorce               | 2017 | -   | 1   | -   | 1   | -   | -   | -   | -   | -   | -   | -   | 2        | -33%     | 2     |
|                                     |                                   | 2016 | 2   | 1   | -   | -   | -   | -   | 1   | 1   | 1   | 2   | 1   | 3        | ▼        | 9     |
|                                     | Misdemeanor                       | 2017 | 1   | -   | 9   | 1   | -   | -   | -   | -   | -   | -   | -   | 11       | 267%     | 11    |
|                                     |                                   | 2016 | 3   | -   | -   | -   | 2   | -   | -   | 14  | -   | 3   | 3   | 3        | ▲        | 25    |
|                                     | Non-Capital Felonies and          | 2017 | 16  | -   | 6   | 26  | -   | -   | -   | -   | -   | -   | -   | 48       | 78%      | 48    |
|                                     |                                   | 2016 | 6   | -   | 3   | 18  | 1   | 1   | -   | 37  | 2   | 6   | 2   | 27       | ▲        | 76    |
|                                     | Other Criminally Related Matters  | 2017 | -   | -   | -   | -   | -   | -   | -   | -   | -   | -   | -   | 0        | 0        | 0     |
|                                     |                                   | 2016 | -   | -   | -   | -   | 2   | -   | -   | -   | -   | 1   | -   | 0        | ↔        | 3     |
|                                     | Miscellaneous                     | 2017 | 6   | 12  | 13  | 10  | -   | -   | -   | -   | -   | -   | -   | 41       | -47%     | 41    |
|                                     |                                   | 2016 | 20  | 23  | 22  | 13  | 13  | 12  | 8   | 11  | 16  | 16  | 7   | 78       | ▼        | 175   |



January 2016 -- April 2017 Filings

Dashboard

Court: Botetourt Circuit

Start/End Date: Jan-16 / Apr-17

2016 Average Month: 190

Jan-Apr 2016: 783

Filings Trending: ▼

Circuit/Court ID: 25

225023

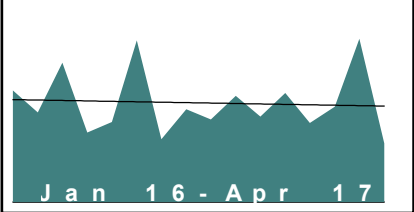
Type of Case: Filings

2017 Average Month:189

Jan-Apr 2017 : 757

Overall AVG. Month: 189

Monthly Filings Summary



Jan --- Apr Filings

757

2017

783

2016

| Filings by Division |      |     |     |     |     |     |     |     |     |     |     |     |     |          |          |       |
|---------------------|------|-----|-----|-----|-----|-----|-----|-----|-----|-----|-----|-----|-----|----------|----------|-------|
|                     |      | Jan | Feb | Mar | Apr | May | Jun | Jul | Aug | Sep | Oct | Nov | Dec | Thru Apr | % Change | Total |
| Total               | 2017 | 151 | 182 | 312 | 112 | -   | -   | -   | -   | -   | -   | -   | -   | 757      | -3%      | 757   |
|                     | 2016 | 213 | 171 | 266 | 133 | 153 | 309 | 120 | 177 | 158 | 203 | 163 | 208 | 783      | ▼        | 2,274 |
| Civil               | 2017 | 16  | 22  | 30  | 12  | -   | -   | -   | -   | -   | -   | -   | -   | 80       | -19%     | 80    |
|                     | 2016 | 24  | 18  | 34  | 23  | 27  | 23  | 18  | 16  | 23  | 15  | 12  | 19  | 99       | ▼        | 252   |
| Criminal            | 2017 | 56  | 71  | 203 | 41  | -   | -   | -   | -   | -   | -   | -   | -   | 371      | 37%      | 371   |
|                     | 2016 | 69  | 36  | 128 | 37  | 50  | 210 | 29  | 66  | 71  | 80  | 56  | 115 | 270      | ▲        | 947   |
| Miscellaneous       | 2017 | 79  | 89  | 79  | 59  | -   | -   | -   | -   | -   | -   | -   | -   | 306      | -26%     | 306   |
|                     | 2016 | 120 | 117 | 104 | 73  | 76  | 76  | 73  | 95  | 64  | 108 | 95  | 74  | 414      | ▼        | 1,075 |

| Filings by Division & Case Category |                                   |      |     |     |     |     |     |     |     |     |     |     |     |          |          |       |
|-------------------------------------|-----------------------------------|------|-----|-----|-----|-----|-----|-----|-----|-----|-----|-----|-----|----------|----------|-------|
|                                     |                                   | Jan  | Feb | Mar | Apr | May | Jun | Jul | Aug | Sep | Oct | Nov | Dec | Thru Apr | % Change | Total |
| Civil                               | Administrative Law                | 2017 | -   | -   | -   | -   | -   | -   | -   | -   | -   | -   | -   | 0        | -100%    | 0     |
|                                     |                                   | 2016 | -   | 1   | -   | -   | -   | -   | 1   | -   | 1   | -   | -   | 1        | ▼        | 3     |
|                                     | Contested Divorce                 | 2017 | 1   | 2   | 2   | 1   | -   | -   | -   | -   | -   | -   | -   | 6        | -63%     | 6     |
|                                     |                                   | 2016 | 5   | 3   | 2   | 6   | 4   | 1   | 2   | 1   | 2   | 2   | 5   | 16       | ▼        | 34    |
|                                     | Domestic and Family - Level 1     | 2017 | 3   | -   | 4   | -   | -   | -   | -   | -   | -   | -   | -   | 7        | -68%     | 7     |
|                                     |                                   | 2016 | 6   | 2   | 13  | 1   | 7   | 8   | 3   | 9   | 6   | -   | -   | 22       | ▼        | 60    |
|                                     | Domestic and Family - Level 2     | 2017 | 1   | 1   | -   | -   | -   | -   | -   | -   | -   | -   | -   | 2        | 100%     | 2     |
|                                     |                                   | 2016 | -   | -   | -   | 1   | -   | 2   | 2   | 2   | -   | -   | 2   | 1        | ▲        | 9     |
|                                     | General Civil - Level 1           | 2017 | -   | -   | -   | -   | -   | -   | -   | -   | -   | -   | -   | 0        | 0        | 0     |
|                                     |                                   | 2016 | -   | -   | -   | -   | 1   | 1   | -   | 1   | -   | -   | -   | 0        | ↔        | 3     |
|                                     | General Civil - Level 2           | 2017 | 3   | 6   | 7   | 3   | -   | -   | -   | -   | -   | -   | -   | 19       | -5%      | 19    |
|                                     |                                   | 2016 | 6   | 3   | 5   | 6   | 1   | 1   | 2   | 4   | 1   | 6   | 5   | 20       | ▼        | 41    |
|                                     | General Civil - Level 3           | 2017 | 2   | 7   | 8   | -   | -   | -   | -   | -   | -   | -   | -   | 17       | 31%      | 17    |
| Criminal                            |                                   | 2016 | 3   | 1   | 6   | 3   | 8   | 2   | 2   | 1   | -   | 1   | 3   | 13       | ▲        | 30    |
|                                     | Probates/Wills and Trusts - Level | 2017 | -   | -   | -   | -   | -   | -   | -   | -   | -   | -   | -   | 0        | 0        | 0     |
|                                     |                                   | 2016 | -   | -   | -   | -   | -   | -   | -   | 1   | 1   | -   | -   | 0        | ↔        | 2     |
|                                     | Probates/Wills and Trusts - Level | 2017 | 1   | 1   | 1   | -   | -   | -   | -   | -   | -   | -   | -   | 3        | 200%     | 3     |
|                                     |                                   | 2016 | -   | 1   | -   | -   | 2   | 2   | -   | 1   | -   | -   | 1   | 1        | ▲        | 7     |
|                                     | Uncontested Divorce               | 2017 | 5   | 5   | 8   | 8   | -   | -   | -   | -   | -   | -   | -   | 26       | 4%       | 26    |
|                                     |                                   | 2016 | 4   | 7   | 8   | 6   | 4   | 6   | 8   | 3   | 7   | 4   | 3   | 25       | ▲        | 63    |
| Criminal                            | Misdemeanor                       | 2017 | 19  | 16  | 12  | 18  | -   | -   | -   | -   | -   | -   | -   | 65       | 30%      | 65    |
|                                     |                                   | 2016 | 11  | 7   | 21  | 11  | 16  | 20  | 8   | 14  | 12  | 14  | 15  | 50       | ▲        | 163   |
|                                     | Non-Capital Felonies and          | 2017 | 36  | 53  | 188 | 18  | -   | -   | -   | -   | -   | -   | -   | 295      | 49%      | 295   |
|                                     |                                   | 2016 | 51  | 21  | 103 | 23  | 32  | 189 | 16  | 51  | 53  | 60  | 97  | 198      | ▲        | 732   |
| Criminal                            | Other Criminally Related Matters  | 2017 | 1   | 2   | 3   | 5   | -   | -   | -   | -   | -   | -   | -   | 11       | -50%     | 11    |
|                                     |                                   | 2016 | 7   | 8   | 4   | 3   | 2   | 1   | 5   | 1   | 6   | 6   | 5   | 22       | ▼        | 52    |
| Miscellaneous                       |                                   | 2017 | 79  | 89  | 79  | 59  | -   | -   | -   | -   | -   | -   | -   | 306      | -26%     | 306   |
|                                     |                                   | 2016 | 120 | 117 | 104 | 73  | 76  | 76  | 73  | 95  | 64  | 108 | 95  | 414      | ▼        | 1,075 |


January 2016 -- April 2017 Filings

## Dashboard

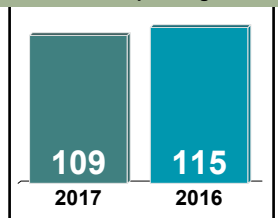
**Court:** Craig Circuit  
**Start/End Date:** Jan-16 / Apr-17  
**2016 Average Month:** 26  
**Jan-Apr 2016:** 115  
**Filings Trending:** ▼

**Circuit/Court ID:** 25  
 225045  
**Type of Case:** Filings  
**2017 Average Month:** 27  
**Jan-Apr 2017 :** 109  
**Overall AVG. Month:** 26

## Monthly Filings Summary



## Jan --- Apr Filings



## Filings by Division

|                      |      | Jan | Feb | Mar | Apr | May | Jun | Jul | Aug | Sep | Oct | Nov | Dec | Thru Apr | % Change | Total |
|----------------------|------|-----|-----|-----|-----|-----|-----|-----|-----|-----|-----|-----|-----|----------|----------|-------|
| <b>Total</b>         | 2017 | 22  | 36  | 24  | 27  | -   | -   | -   | -   | -   | -   | -   | -   | 109      | -5%      | 109   |
|                      | 2016 | 26  | 33  | 29  | 27  | 21  | 21  | 17  | 20  | 20  | 34  | 40  | 24  | 115      | ▼        | 312   |
| <b>Civil</b>         | 2017 | 2   | 5   | 4   | 2   | -   | -   | -   | -   | -   | -   | -   | -   | 13       | 0%       | 13    |
|                      | 2016 | 2   | 6   | 3   | 2   | 4   | 1   | 2   | 1   | 3   | 4   | 1   | 6   | 13       | ↔        | 35    |
| <b>Criminal</b>      | 2017 | 6   | 9   | 6   | 4   | -   | -   | -   | -   | -   | -   | -   | -   | 25       | 32%      | 25    |
|                      | 2016 | 4   | 3   | 6   | 6   | 5   | 4   | 3   | 2   | 3   | 9   | 22  | 2   | 19       | ▲        | 69    |
| <b>Miscellaneous</b> | 2017 | 14  | 22  | 14  | 20  | -   | -   | -   | -   | -   | -   | -   | -   | 70       | -16%     | 70    |
|                      | 2016 | 20  | 24  | 20  | 19  | 12  | 16  | 12  | 17  | 14  | 20  | 17  | 16  | 83       | ▼        | 207   |
| <b>Other</b>         | 2017 | -   | -   | -   | 1   | -   | -   | -   | -   | -   | -   | -   | -   | 1        | 1        | 1     |
|                      | 2016 | -   | -   | -   | -   | -   | -   | -   | -   | -   | 1   | -   | -   | 0        | ↔        | 1     |

## Filings by Division &amp; Case Category

|                      |  | Jan  | Feb | Mar | Apr | May | Jun | Jul | Aug | Sep | Oct | Nov | Dec | Thru Apr | % Change | Total |
|----------------------|--|------|-----|-----|-----|-----|-----|-----|-----|-----|-----|-----|-----|----------|----------|-------|
| <b>Civil</b>         | <b>Administrative Law</b>                | 2017 | -   | -   | -   | -   | -   | -   | -   | -   | -   | -   | -   | 0        | 0        | 0     |
|                      |  | 2016 | -   | -   | -   | -   | -   | -   | -   | -   | -   | 1   | -   | 0        | ↔        | 1     |
|                      | <b>Contested Divorce</b>                 | 2017 | -   | -   | -   | -   | -   | -   | -   | -   | -   | -   | -   | 0        | -100%    | 0     |
|                      |  | 2016 | -   | 2   | 1   | -   | 1   | -   | -   | -   | 1   | -   | 1   | 3        | ▼        | 6     |
|                      | <b>Domestic and Family - Level 1</b>     | 2017 | -   | 1   | -   | -   | -   | -   | -   | -   | -   | -   | -   | 1        | 1        | 1     |
|                      |  | 2016 | -   | -   | -   | -   | -   | -   | -   | -   | -   | -   | -   | 0        | ↔        | 0     |
|                      | <b>Domestic and Family - Level 2</b>     | 2017 | -   | -   | -   | -   | -   | -   | -   | -   | -   | -   | -   | 0        | 0        | 0     |
|                      |  | 2016 | -   | -   | -   | -   | 1   | 1   | -   | -   | 1   | -   | -   | 0        | ↔        | 3     |
|                      | <b>General Civil - Level 2</b>           | 2017 | -   | -   | -   | -   | -   | -   | -   | -   | -   | -   | -   | 0        | -100%    | 0     |
|                      |  | 2016 | 1   | 1   | -   | 1   | -   | 1   | -   | -   | -   | -   | 1   | 3        | ▼        | 5     |
| <b>Criminal</b>      | <b>General Civil - Level 3</b>           | 2017 | 1   | 4   | 1   | -   | -   | -   | -   | -   | -   | -   | -   | 6        | 100%     | 6     |
|                      |  | 2016 | -   | -   | 2   | 1   | 1   | -   | -   | 1   | 1   | -   | 4   | 3        | ▲        | 10    |
|                      | <b>Probates/Wills and Trusts - Level</b> | 2017 | -   | -   | -   | -   | -   | -   | -   | -   | -   | -   | -   | 0        | -100%    | 0     |
|                      |  | 2016 | -   | 1   | -   | -   | -   | -   | -   | -   | -   | -   | -   | 1        | ▼        | 1     |
|                      | <b>Uncontested Divorce</b>               | 2017 | 1   | -   | 3   | 2   | -   | -   | -   | -   | -   | -   | -   | 6        | 100%     | 6     |
|                      |  | 2016 | 1   | 2   | -   | -   | 1   | -   | 1   | 2   | 1   | -   | -   | 3        | ▲        | 9     |
|                      | <b>Misdemeanor</b>                       | 2017 | -   | 1   | 1   | 1   | -   | -   | -   | -   | -   | -   | -   | 3        | 50%      | 3     |
|                      |  | 2016 | -   | -   | 2   | -   | 1   | 1   | -   | 2   | -   | 5   | -   | 2        | ▲        | 11    |
|                      | <b>Non-Capital Felonies and</b>          | 2017 | 6   | 8   | 5   | 3   | -   | -   | -   | -   | -   | -   | -   | 22       | 29%      | 22    |
|                      |  | 2016 | 4   | 3   | 4   | 6   | 4   | 4   | 2   | 1   | 9   | 17  | 2   | 17       | ▲        | 58    |
| <b>Miscellaneous</b> | 2017                                     | 14   | 22  | 14  | 20  | -   | -   | -   | -   | -   | -   | -   | -   | 70       | -16%     | 70    |
|                      | 2016                                     | 20   | 24  | 20  | 19  | 12  | 16  | 12  | 17  | 14  | 20  | 17  | 16  | 83       | ▼        | 207   |
| <b>Other</b>         | 2017                                     | -    | -   | -   | 1   | -   | -   | -   | -   | -   | -   | -   | -   | 1        | 1        | 1     |
|                      | 2016                                     | -    | -   | -   | -   | -   | -   | -   | -   | -   | 1   | -   | -   | 0        | ↔        | 1     |

January 2016 -- April 2017 Filings

Dashboard

Court: Highland Circuit

Circuit/Court ID: 25

Start/End Date: Jan-16 / Apr-17

225091

2016 Average Month: 13

Type of Case: Filings

Jan-Apr 2016: 54

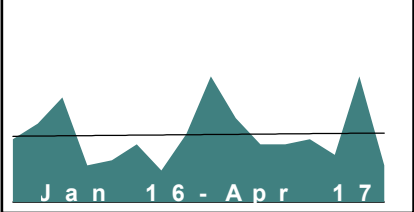
2017 Average Month:13

Filings Trending: ▼

Jan-Apr 2017 : 52

Overall AVG. Month: 13

Monthly Filings Summary



Jan --- Apr Filings

52

54

2017

2016

| Filings by Division |      |     |     |     |     |     |     |     |     |     |     |     |     |          |          |       |
|---------------------|------|-----|-----|-----|-----|-----|-----|-----|-----|-----|-----|-----|-----|----------|----------|-------|
|                     |      | Jan | Feb | Mar | Apr | May | Jun | Jul | Aug | Sep | Oct | Nov | Dec | Thru Apr | % Change | Total |
| Total               | 2017 | 12  | 9   | 24  | 7   | -   | -   | -   | -   | -   | -   | -   | -   | 52       | -4%      | 52    |
|                     | 2016 | 12  | 15  | 20  | 7   | 8   | 11  | 6   | 13  | 24  | 16  | 11  | 11  | 54       | ▼        | 154   |
| Civil               | 2017 | -   | 2   | 3   | 4   | -   | -   | -   | -   | -   | -   | -   | -   | 9        | 50%      | 9     |
|                     | 2016 | -   | 2   | 1   | 3   | 3   | -   | 1   | 3   | -   | 3   | -   | -   | 6        | ▲        | 16    |
| Criminal            | 2017 | 7   | 2   | 14  | -   | -   | -   | -   | -   | -   | -   | -   | -   | 23       | 64%      | 23    |
|                     | 2016 | -   | 5   | 8   | 1   | 1   | 10  | 1   | -   | 20  | 4   | 3   | 10  | 14       | ▲        | 63    |
| Miscellaneous       | 2017 | 5   | 5   | 7   | 3   | -   | -   | -   | -   | -   | -   | -   | -   | 20       | -39%     | 20    |
|                     | 2016 | 12  | 7   | 11  | 3   | 4   | 1   | 4   | 10  | 4   | 9   | 8   | 1   | 33       | ▼        | 74    |
| Other               | 2017 | -   | -   | -   | -   | -   | -   | -   | -   | -   | -   | -   | -   | 0        | -100%    | 0     |
|                     | 2016 | -   | 1   | -   | -   | -   | -   | -   | -   | -   | -   | -   | -   | 1        | ▼        | 1     |

| Filings by Division & Case Category |                                  |      |     |     |     |     |     |     |     |     |     |     |     |     |          |          |       |
|-------------------------------------|----------------------------------|------|-----|-----|-----|-----|-----|-----|-----|-----|-----|-----|-----|-----|----------|----------|-------|
|                                     |                                  |      | Jan | Feb | Mar | Apr | May | Jun | Jul | Aug | Sep | Oct | Nov | Dec | Thru Apr | % Change | Total |
| Civil                               | Contested Divorce                | 2017 | -   | -   | -   | -   | -   | -   | -   | -   | -   | -   | -   | -   | 0        | -100%    | 0     |
|                                     |                                  | 2016 | -   | -   | 1   | -   | 1   | -   | -   | 1   | -   | -   | -   | -   | 1        | ▼        | 3     |
|                                     | Domestic and Family - Level 2    | 2017 | -   | -   | -   | 1   | -   | -   | -   | -   | -   | -   | -   | -   | 1        | 1        | 1     |
|                                     |                                  | 2016 | -   | -   | -   | -   | -   | -   | -   | -   | -   | -   | -   | -   | 0        | ↔        | 0     |
|                                     | General Civil - Level 1          | 2017 | -   | -   | 1   | 2   | -   | -   | -   | -   | -   | -   | -   | -   | 3        | 3        | 3     |
|                                     |                                  | 2016 | -   | -   | -   | -   | 1   | -   | -   | -   | -   | -   | -   | -   | 0        | ↔        | 1     |
|                                     | General Civil - Level 2          | 2017 | -   | -   | -   | 1   | -   | -   | -   | -   | -   | -   | -   | -   | 1        | -50%     | 1     |
|                                     |                                  | 2016 | -   | 1   | -   | 1   | -   | -   | -   | -   | -   | 1   | -   | -   | 2        | ▼        | 3     |
|                                     | General Civil - Level 3          | 2017 | -   | 1   | -   | -   | -   | -   | -   | -   | -   | -   | -   | -   | 1        | 1        | 1     |
|                                     |                                  | 2016 | -   | -   | -   | -   | -   | -   | -   | -   | -   | -   | -   | -   | 0        | ↔        | 0     |
| Probates/Wills and Trusts - Level   | 2017                             | -    | 1   | 1   | -   | -   | -   | -   | -   | -   | -   | -   | -   | 2   | 2        | 2        |       |
|                                     | 2016                             | -    | -   | -   | -   | -   | -   | -   | -   | -   | -   | -   | -   | 0   | ↔        | 0        |       |
| Uncontested Divorce                 | 2017                             | -    | -   | 1   | -   | -   | -   | -   | -   | -   | -   | -   | -   | 1   | -67%     | 1        |       |
|                                     | 2016                             | -    | 1   | -   | 2   | 1   | -   | 1   | 2   | -   | -   | 2   | -   | 3   | ▼        | 9        |       |
| Criminal                            | Misdemeanor                      | 2017 | 2   | -   | 6   | -   | -   | -   | -   | -   | -   | -   | -   | -   | 8        | 0%       | 8     |
|                                     |                                  | 2016 | -   | 4   | 4   | -   | -   | 7   | -   | -   | 4   | 4   | 2   | 5   | 8        | ↔        | 30    |
|                                     | Non-Capital Felonies and         | 2017 | 5   | 1   | 8   | -   | -   | -   | -   | -   | -   | -   | -   | -   | 14       | 180%     | 14    |
|                                     |                                  | 2016 | -   | 1   | 3   | 1   | 1   | 3   | 1   | -   | 16  | -   | 1   | 5   | 5        | ▲        | 32    |
|                                     | Other Criminally Related Matters | 2017 | -   | 1   | -   | -   | -   | -   | -   | -   | -   | -   | -   | -   | 1        | 0%       | 1     |
|                                     |                                  | 2016 | -   | -   | 1   | -   | -   | -   | -   | -   | -   | -   | -   | -   | 1        | ↔        | 1     |
|                                     | Miscellaneous                    | 2017 | 5   | 5   | 7   | 3   | -   | -   | -   | -   | -   | -   | -   | -   | 20       | -39%     | 20    |
|                                     |                                  | 2016 | 12  | 7   | 11  | 3   | 4   | 1   | 4   | 10  | 4   | 9   | 8   | 1   | 33       | ▼        | 74    |
|                                     | Other                            | 2017 | -   | -   | -   | -   | -   | -   | -   | -   | -   | -   | -   | -   | 0        | -100%    | 0     |
|                                     |                                  | 2016 | -   | 1   | -   | -   | -   | -   | -   | -   | -   | -   | -   | -   | 1        | ▼        | 1     |
|                                     |                                  |      |     |     |     |     |     |     |     |     |     |     |     |     |          |          |       |

January 2016 -- April 2017 Filings

Dashboard

Court: Rockbridge Circuit

Circuit/Court ID: 25

Start/End Date: Jan-16 / Apr-17

225163

2016 Average Month: 196

Type of Case: Filings

Jan-Apr 2016: 799

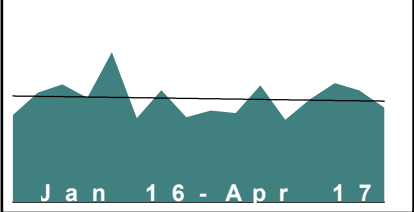
2017 Average Month:204

Filings Trending: ↔

Jan-Apr 2017 : 816

Overall AVG. Month: 198

Monthly Filings Summary



Jan --- Apr Filings

816

799

2017

2016

| Filings by Division |      |     |     |     |     |     |     |     |     |     |     |     |     |          |          |       |
|---------------------|------|-----|-----|-----|-----|-----|-----|-----|-----|-----|-----|-----|-----|----------|----------|-------|
|                     |      | Jan | Feb | Mar | Apr | May | Jun | Jul | Aug | Sep | Oct | Nov | Dec | Thru Apr | % Change | Total |
| Total               | 2017 | 196 | 227 | 213 | 180 | -   | -   | -   | -   | -   | -   | -   | -   | 816      | 2%       | 816   |
|                     | 2016 | 166 | 209 | 225 | 199 | 286 | 160 | 214 | 162 | 175 | 170 | 223 | 157 | 799      | ▲        | 2,346 |
| Civil               | 2017 | 18  | 12  | 27  | 14  | -   | -   | -   | -   | -   | -   | -   | -   | 71       | -24%     | 71    |
|                     | 2016 | 19  | 22  | 34  | 19  | 17  | 18  | 15  | 14  | 22  | 23  | 20  | 21  | 94       | ▼        | 244   |
| Criminal            | 2017 | 122 | 150 | 121 | 108 | -   | -   | -   | -   | -   | -   | -   | -   | 501      | 20%      | 501   |
|                     | 2016 | 69  | 121 | 104 | 123 | 214 | 85  | 131 | 79  | 108 | 92  | 147 | 92  | 417      | ▲        | 1,365 |
| Miscellaneous       | 2017 | 55  | 56  | 57  | 49  | -   | -   | -   | -   | -   | -   | -   | -   | 217      | -24%     | 217   |
|                     | 2016 | 78  | 66  | 87  | 56  | 54  | 57  | 67  | 69  | 44  | 54  | 55  | 44  | 287      | ▼        | 731   |
| Other               | 2017 | 1   | 9   | 8   | 9   | -   | -   | -   | -   | -   | -   | -   | -   | 27       | 2,600%   | 27    |
|                     | 2016 | -   | -   | -   | 1   | 1   | -   | 1   | -   | 1   | 1   | 1   | -   | 1        | ▲        | 6     |

| Filings by Division & Case Category |                               |      |     |     |     |     |     |     |     |     |     |     |     |     |          |          |       |
|-------------------------------------|-------------------------------|------|-----|-----|-----|-----|-----|-----|-----|-----|-----|-----|-----|-----|----------|----------|-------|
|                                     |                               |      | Jan | Feb | Mar | Apr | May | Jun | Jul | Aug | Sep | Oct | Nov | Dec | Thru Apr | % Change | Total |
| Civil                               | Administrative Law            | 2017 | -   | -   | 1   | -   | -   | -   | -   | -   | -   | -   | -   | -   | 1        | 1        | 1     |
|                                     |                               | 2016 | -   | -   | -   | -   | -   | -   | -   | -   | -   | 1   | -   | -   | 0        | ↔        | 1     |
|                                     | Contested Divorce             | 2017 | 1   | 2   | 5   | 3   | -   | -   | -   | -   | -   | -   | -   | -   | 11       | -35%     | 11    |
|                                     |                               | 2016 | 3   | 3   | 6   | 5   | 2   | 2   | 3   | 2   | 2   | 1   | 4   | 1   | 17       | ▼        | 34    |
|                                     | Domestic and Family - Level 1 | 2017 | 1   | 1   | -   | 1   | -   | -   | -   | -   | -   | -   | -   | -   | 3        | -25%     | 3     |
|                                     |                               | 2016 | -   | 4   | -   | -   | -   | 2   | 2   | 2   | 1   | -   | 6   | 2   | 4        | ▼        | 19    |
|                                     | Domestic and Family - Level 2 | 2017 | -   | -   | 1   | -   | -   | -   | -   | -   | -   | -   | -   | -   | 1        | -75%     | 1     |
|                                     |                               | 2016 | -   | -   | 2   | 2   | 2   | 2   | 1   | -   | 1   | -   | 1   | 1   | 4        | ▼        | 12    |
|                                     | General Civil - Level 1       | 2017 | -   | -   | -   | 1   | -   | -   | -   | -   | -   | -   | -   | -   | 1        | 1        | 1     |
|                                     |                               | 2016 | -   | -   | -   | -   | -   | -   | -   | -   | -   | -   | -   | -   | 0        | ↔        | 0     |
|                                     | General Civil - Level 2       | 2017 | 11  | 3   | 10  | 3   | -   | -   | -   | -   | -   | -   | -   | -   | 27       | 35%      | 27    |
|                                     |                               | 2016 | 5   | 4   | 7   | 4   | 3   | 4   | 4   | 2   | 5   | 9   | 5   | 4   | 20       | ▲        | 56    |
|                                     | General Civil - Level 3       | 2017 | 1   | -   | -   | 2   | -   | -   | -   | -   | -   | -   | -   | -   | 3        | -81%     | 3     |
|                                     |                               | 2016 | 5   | 3   | 4   | 4   | -   | 2   | 1   | 2   | 3   | 7   | -   | 5   | 16       | ▼        | 36    |
| Probates/Wills and Trusts - Level   | 2017                          | -    | -   | -   | -   | -   | -   | -   | -   | -   | -   | -   | -   | 0   | -100%    | 0        |       |
|                                     | 2016                          | -    | -   | 1   | -   | -   | -   | -   | -   | -   | -   | -   | -   | 1   | ▼        | 1        |       |
| Probates/Wills and Trusts - Level   | 2017                          | -    | 3   | 1   | -   | -   | -   | -   | -   | -   | -   | -   | -   | 4   | 4        | 4        |       |
|                                     | 2016                          | -    | -   | -   | -   | -   | 1   | -   | -   | 1   | 1   | -   | -   | 0   | ↔        | 3        |       |
| Uncontested Divorce                 | 2017                          | 4    | 3   | 9   | 4   | -   | -   | -   | -   | -   | -   | -   | -   | 20  | -38%     | 20       |       |
|                                     | 2016                          | 6    | 8   | 14  | 4   | 10  | 5   | 4   | 6   | 9   | 4   | 4   | 8   | 32  | ▼        | 82       |       |
|                                     |                               |      |     |     |     |     |     |     |     |     |     |     |     |     |          |          |       |
| Criminal                            | Capital Murder                | 2017 | 1   | -   | -   | -   | -   | -   | -   | -   | -   | -   | -   | -   | 1        | 1        | 1     |
|                                     |                               | 2016 | -   | -   | -   | -   | -   | -   | -   | -   | -   | -   | -   | -   | 0        | ↔        | 0     |
|                                     | Misdemeanor                   | 2017 | 55  | 31  | 46  | 52  | -   | -   | -   | -   | -   | -   | -   | -   | 184      | 37%      | 184   |
|                                     |                               | 2016 | 11  | 40  | 39  | 44  | 38  | 50  | 31  | 22  | 47  | 35  | 55  | 34  | 134      | ▲        | 446   |
|                                     | Non-Capital Felonies and      | 2017 | 57  | 109 | 63  | 51  | -   | -   | -   | -   | -   | -   | -   | -   | 280      | 4%       | 280   |
|                                     |                               | 2016 | 55  | 77  | 62  | 74  | 171 | 27  | 95  | 50  | 58  | 54  | 88  | 54  | 268      | ▲        | 865   |
| Other Criminally Related Matters    | 2017                          | 9    | 10  | 12  | 5   | -   | -   | -   | -   | -   | -   | -   | -   | 36  | 140%     | 36       |       |
|                                     | 2016                          | 3    | 4   | 3   | 5   | 5   | 8   | 5   | 7   | 3   | 3   | 4   | 4   | 15  | ▲        | 54       |       |
|                                     |                               |      |     |     |     |     |     |     |     |     |     |     |     |     |          |          |       |
| Miscellaneous                       | 2017                          | 55   | 56  | 57  | 49  | -   | -   | -   | -   | -   | -   | -   | -   | 217 | -24%     | 217      |       |
|                                     | 2016                          | 78   | 66  | 87  | 56  | 54  | 57  | 67  | 69  | 44  | 54  | 55  | 44  | 287 | ▼        | 731      |       |
|                                     |                               |      |     |     |     |     |     |     |     |     |     |     |     |     |          |          |       |
| Other                               | 2017                          | 1    | 9   | 8   | 9   | -   | -   | -   | -   | -   | -   | -   | -   | 27  | 2,600%   | 27       |       |
|                                     | 2016                          | -    | -   | -   | 1   | 1   | -   | 1   | -   | 1   | 1   | 1   | -   | 1   | ▲        | 6        |       |
|                                     |                               |      |     |     |     |     |     |     |     |     |     |     |     |     |          |          |       |

January 2016 -- April 2017 Filings

Dashboard

Court: Buena Vista Circuit

Start/End Date: Jan-16 / Apr-17

2016 Average Month: 40

Jan-Apr 2016: 206

Filings Trending: ▼

Circuit/Court ID: 25

225530

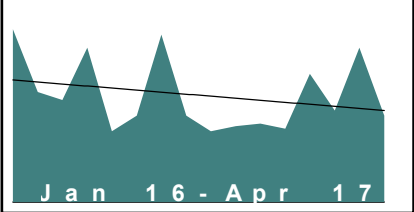
Type of Case: Filings

2017 Average Month:44

Jan-Apr 2017 : 176

Overall AVG. Month: 41

Monthly Filings Summary



Jan --- Apr Filings

176

206

2017

2016

| Filings by Division |      |     |     |     |     |     |     |     |     |     |     |     |     |          |          |       |
|---------------------|------|-----|-----|-----|-----|-----|-----|-----|-----|-----|-----|-----|-----|----------|----------|-------|
|                     |      | Jan | Feb | Mar | Apr | May | Jun | Jul | Aug | Sep | Oct | Nov | Dec | Thru Apr | % Change | Total |
| Total               | 2017 | 49  | 35  | 59  | 33  | -   | -   | -   | -   | -   | -   | -   | -   | 176      | -15%     | 176   |
|                     | 2016 | 66  | 42  | 39  | 59  | 27  | 33  | 64  | 33  | 27  | 29  | 30  | 28  | 206      | ▼        | 477   |
| Civil               | 2017 | 4   | 4   | 6   | 3   | -   | -   | -   | -   | -   | -   | -   | -   | 17       | -39%     | 17    |
|                     | 2016 | 6   | 4   | 8   | 10  | 2   | 4   | 5   | 2   | 1   | 5   | 10  | 7   | 28       | ▼        | 64    |
| Criminal            | 2017 | 38  | 24  | 37  | 18  | -   | -   | -   | -   | -   | -   | -   | -   | 117      | 3%       | 117   |
|                     | 2016 | 43  | 25  | 12  | 34  | 10  | 13  | 50  | 17  | 17  | 12  | 14  | 9   | 114      | ▲        | 256   |
| Miscellaneous       | 2017 | 7   | 7   | 16  | 12  | -   | -   | -   | -   | -   | -   | -   | -   | 42       | -34%     | 42    |
|                     | 2016 | 17  | 13  | 19  | 15  | 15  | 16  | 9   | 14  | 9   | 12  | 6   | 12  | 64       | ▼        | 157   |

| Filings by Division & Case Category |                                   |      |     |     |     |     |     |     |     |     |     |     |     |          |          |       |
|-------------------------------------|-----------------------------------|------|-----|-----|-----|-----|-----|-----|-----|-----|-----|-----|-----|----------|----------|-------|
|                                     |                                   | Jan  | Feb | Mar | Apr | May | Jun | Jul | Aug | Sep | Oct | Nov | Dec | Thru Apr | % Change | Total |
| Civil                               | Administrative Law                | 2017 | -   | -   | -   | -   | -   | -   | -   | -   | -   | -   | -   | 0        | -100%    | 0     |
|                                     |                                   | 2016 | 1   | -   | -   | -   | -   | -   | -   | -   | -   | -   | -   | 1        | ▼        | 1     |
|                                     | Contested Divorce                 | 2017 | 1   | -   | 3   | 1   | -   | -   | -   | -   | -   | -   | -   | 5        | 0%       | 5     |
|                                     |                                   | 2016 | 1   | 1   | 1   | 2   | -   | 1   | 3   | -   | 1   | 1   | 3   | 5        | ↔        | 14    |
|                                     | Domestic and Family - Level 1     | 2017 | -   | 2   | -   | -   | -   | -   | -   | -   | -   | -   | -   | 2        | 0%       | 2     |
|                                     |                                   | 2016 | 1   | 1   | -   | -   | -   | 1   | 1   | 1   | -   | 2   | -   | 2        | ↔        | 7     |
|                                     | Domestic and Family - Level 2     | 2017 | -   | -   | -   | -   | -   | -   | -   | -   | -   | -   | -   | 0        | -100%    | 0     |
|                                     |                                   | 2016 | -   | -   | 3   | 1   | -   | 1   | -   | -   | -   | 1   | 1   | 4        | ▼        | 7     |
|                                     | General Civil - Level 2           | 2017 | -   | -   | 2   | 1   | -   | -   | -   | -   | -   | -   | -   | 3        | 0%       | 3     |
|                                     |                                   | 2016 | -   | -   | 1   | 2   | 1   | 1   | -   | -   | -   | -   | -   | 3        | ↔        | 5     |
| Criminal                            | General Civil - Level 3           | 2017 | -   | 1   | -   | -   | -   | -   | -   | -   | -   | -   | -   | 1        | 1        | 1     |
|                                     |                                   | 2016 | -   | -   | -   | -   | 1   | -   | -   | -   | 1   | 2   | -   | 0        | ↔        | 4     |
|                                     | Probates/Wills and Trusts - Level | 2017 | 3   | -   | -   | -   | -   | -   | -   | -   | -   | -   | -   | 3        | 50%      | 3     |
|                                     |                                   | 2016 | 1   | -   | -   | 1   | -   | -   | -   | -   | -   | -   | 1   | 2        | ▲        | 3     |
|                                     | Uncontested Divorce               | 2017 | -   | 1   | 1   | 1   | -   | -   | -   | -   | -   | -   | -   | 3        | -73%     | 3     |
|                                     |                                   | 2016 | 2   | 2   | 3   | 4   | 1   | 1   | -   | 1   | 3   | 4   | 2   | 11       | ▼        | 23    |
|                                     | Misdemeanor                       | 2017 | 8   | 4   | 6   | 5   | -   | -   | -   | -   | -   | -   | -   | 23       | 28%      | 23    |
|                                     |                                   | 2016 | 3   | 5   | 2   | 8   | 3   | 4   | 11  | 6   | 8   | 4   | 7   | 18       | ▲        | 65    |
|                                     | Non-Capital Felonies and          | 2017 | 30  | 16  | 30  | 11  | -   | -   | -   | -   | -   | -   | -   | 87       | -6%      | 87    |
|                                     |                                   | 2016 | 40  | 18  | 10  | 25  | 7   | 8   | 38  | 9   | 9   | 8   | 5   | 93       | ▼        | 182   |
| Miscellaneous                       | Other Criminally Related Matters  | 2017 | -   | 4   | 1   | 2   | -   | -   | -   | -   | -   | -   | -   | 7        | 133%     | 7     |
|                                     |                                   | 2016 | -   | 2   | -   | 1   | -   | 1   | 2   | -   | -   | 2   | -   | 3        | ▲        | 9     |
| Miscellaneous                       |                                   | 2017 | 7   | 7   | 16  | 12  | -   | -   | -   | -   | -   | -   | -   | 42       | -34%     | 42    |
|                                     |                                   | 2016 | 17  | 13  | 19  | 15  | 15  | 16  | 9   | 14  | 9   | 12  | 6   | 64       | ▼        | 157   |

January 2016 -- April 2017 Filings

Dashboard

Court: Stanton Circuit

Circuit/Court ID: 25

Start/End Date: Jan-16 / Apr-17

225790

2016 Average Month: 144

Type of Case: Filings

Jan-Apr 2016: 610

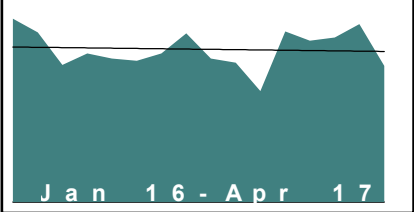
2017 Average Month:153

Filings Trending: ↔

Jan-Apr 2017 : 611

Overall AVG. Month: 146

Monthly Filings Summary



Jan --- Apr Filings

611

2017

610

2016

| Filings by Division |      |     |     |     |     |     |     |     |     |     |     |     |     |          |          |       |
|---------------------|------|-----|-----|-----|-----|-----|-----|-----|-----|-----|-----|-----|-----|----------|----------|-------|
|                     |      | Jan | Feb | Mar | Apr | May | Jun | Jul | Aug | Sep | Oct | Nov | Dec | Thru Apr | % Change | Total |
| Total               | 2017 | 154 | 157 | 170 | 130 | -   | -   | -   | -   | -   | -   | -   | -   | 611      | 0%       | 611   |
|                     | 2016 | 175 | 162 | 131 | 142 | 137 | 135 | 142 | 161 | 137 | 133 | 106 | 163 | 610      | ▲        | 1,724 |
| Civil               | 2017 | 15  | 14  | 26  | 17  | -   | -   | -   | -   | -   | -   | -   | -   | 72       | 4%       | 72    |
|                     | 2016 | 8   | 22  | 13  | 26  | 22  | 18  | 19  | 25  | 15  | 11  | 12  | 28  | 69       | ▲        | 219   |
| Criminal            | 2017 | 84  | 82  | 91  | 74  | -   | -   | -   | -   | -   | -   | -   | -   | 331      | -12%     | 331   |
|                     | 2016 | 112 | 106 | 75  | 84  | 91  | 68  | 90  | 101 | 85  | 75  | 75  | 106 | 377      | ▼        | 1,068 |
| Miscellaneous       | 2017 | 36  | 40  | 38  | 25  | -   | -   | -   | -   | -   | -   | -   | -   | 139      | -3%      | 139   |
|                     | 2016 | 43  | 34  | 41  | 25  | 23  | 43  | 26  | 32  | 33  | 42  | 16  | 26  | 143      | ▼        | 384   |
| Other               | 2017 | 19  | 21  | 15  | 14  | -   | -   | -   | -   | -   | -   | -   | -   | 69       | 229%     | 69    |
|                     | 2016 | 12  | -   | 2   | 7   | 1   | 6   | 7   | 3   | 4   | 5   | 3   | 3   | 21       | ▲        | 53    |

| Filings by Division & Case Category |                                   |      |     |     |     |     |     |     |     |     |     |     |     |          |          |       |
|-------------------------------------|-----------------------------------|------|-----|-----|-----|-----|-----|-----|-----|-----|-----|-----|-----|----------|----------|-------|
|                                     |                                   | Jan  | Feb | Mar | Apr | May | Jun | Jul | Aug | Sep | Oct | Nov | Dec | Thru Apr | % Change | Total |
| Civil                               | Administrative Law                | 2017 | -   | -   | 1   | -   | -   | -   | -   | -   | -   | -   | -   | 1        | 1        | 1     |
|                                     |                                   | 2016 | -   | -   | -   | -   | -   | -   | -   | 1   | -   | -   | -   | 0        | ↔        | 1     |
|                                     | Contested Divorce                 | 2017 | 2   | -   | 2   | 1   | -   | -   | -   | -   | -   | -   | -   | 5        | -62%     | 5     |
|                                     |                                   | 2016 | -   | 3   | 4   | 6   | 5   | 2   | 1   | 3   | -   | 2   | 2   | 13       | ▼        | 30    |
|                                     | Domestic and Family - Level 2     | 2017 | 5   | 3   | 12  | 7   | -   | -   | -   | -   | -   | -   | -   | 27       | 4%       | 27    |
|                                     |                                   | 2016 | 3   | 11  | 3   | 9   | 5   | 5   | 10  | 3   | 4   | 3   | 14  | 26       | ▲        | 75    |
|                                     | General Civil - Level 1           | 2017 | -   | 1   | -   | 1   | -   | -   | -   | -   | -   | -   | -   | 2        | -50%     | 2     |
|                                     |                                   | 2016 | 2   | -   | 1   | 1   | -   | -   | -   | 2   | -   | -   | -   | 4        | ▼        | 6     |
|                                     | General Civil - Level 2           | 2017 | 3   | 4   | 2   | 3   | -   | -   | -   | -   | -   | -   | -   | 12       | 200%     | 12    |
|                                     |                                   | 2016 | -   | 3   | -   | 1   | 3   | 3   | 4   | 3   | 1   | 2   | 9   | 4        | ▲        | 34    |
| Criminal                            | General Civil - Level 3           | 2017 | -   | 2   | 4   | 4   | -   | -   | -   | -   | -   | -   | -   | 10       | 67%      | 10    |
|                                     |                                   | 2016 | 1   | 2   | 2   | 1   | 3   | -   | -   | 5   | 1   | 2   | 1   | 6        | ▲        | 18    |
|                                     | Probates/Wills and Trusts - Level | 2017 | 2   | 3   | -   | -   | -   | -   | -   | -   | -   | -   | -   | 5        | 150%     | 5     |
|                                     |                                   | 2016 | 1   | -   | 1   | -   | 1   | 2   | -   | 1   | 2   | 1   | -   | 2        | ▲        | 9     |
|                                     | Uncontested Divorce               | 2017 | 3   | 1   | 5   | 1   | -   | -   | -   | -   | -   | -   | -   | 10       | -29%     | 10    |
|                                     |                                   | 2016 | 1   | 3   | 2   | 8   | 5   | 6   | 4   | 8   | 2   | -   | 5   | 14       | ▼        | 46    |
|                                     | Misdemeanor                       | 2017 | 21  | 8   | 15  | 11  | -   | -   | -   | -   | -   | -   | -   | 55       | 10%      | 55    |
|                                     |                                   | 2016 | 15  | 15  | 7   | 13  | 10  | 16  | 19  | 18  | 10  | 23  | 27  | 50       | ▲        | 192   |
|                                     | Non-Capital Felonies and          | 2017 | 63  | 74  | 74  | 58  | -   | -   | -   | -   | -   | -   | -   | 269      | -17%     | 269   |
|                                     |                                   | 2016 | 97  | 89  | 68  | 70  | 78  | 52  | 71  | 76  | 62  | 46  | 79  | 324      | ▼        | 853   |
| Miscellaneous                       | Other Criminally Related Matters  | 2017 | -   | -   | 2   | 5   | -   | -   | -   | -   | -   | -   | -   | 7        | 133%     | 7     |
|                                     |                                   | 2016 | -   | 2   | -   | 1   | 3   | -   | -   | 6   | 5   | 6   | -   | 3        | ▲        | 23    |
|                                     | Miscellaneous                     | 2017 | 36  | 40  | 38  | 25  | -   | -   | -   | -   | -   | -   | -   | 139      | -3%      | 139   |
|                                     |                                   | 2016 | 43  | 34  | 41  | 25  | 23  | 43  | 26  | 32  | 33  | 42  | 16  | 143      | ▼        | 384   |
|                                     | Other                             | 2017 | 19  | 21  | 15  | 14  | -   | -   | -   | -   | -   | -   | -   | 69       | 229%     | 69    |
|                                     |                                   | 2016 | 12  | -   | 2   | 7   | 1   | 6   | 7   | 3   | 4   | 5   | 3   | 21       | ▲        | 53    |

January 2016 -- April 2017 Filings

Dashboard

Court: Waynesboro Circuit

Circuit/Court ID: 25

Start/End Date: Jan-16 / Apr-17

225820

2016 Average Month: 166

Type of Case: Filings

Jan-Apr 2016: 720


2017 Average Month:189

Filings Trending: ▲

Jan-Apr 2017 : 756

Overall AVG. Month: 172

Monthly Filings Summary



Jan --- Apr Filings

756

2017

720

2016

| Filings by Division |      |     |     |     |     |     |     |     |     |     |     |     |     |          |          |       |
|---------------------|------|-----|-----|-----|-----|-----|-----|-----|-----|-----|-----|-----|-----|----------|----------|-------|
|                     |      | Jan | Feb | Mar | Apr | May | Jun | Jul | Aug | Sep | Oct | Nov | Dec | Thru Apr | % Change | Total |
| Total               | 2017 | 170 | 216 | 218 | 152 | -   | -   | -   | -   | -   | -   | -   | -   | 756      | 5%       | 756   |
|                     | 2016 | 148 | 202 | 201 | 169 | 187 | 188 | 145 | 149 | 148 | 142 | 140 | 169 | 720      | ▲        | 1,988 |
| Civil               | 2017 | 38  | 53  | 72  | 46  | -   | -   | -   | -   | -   | -   | -   | -   | 209      | 17%      | 209   |
|                     | 2016 | 39  | 62  | 45  | 32  | 43  | 53  | 29  | 34  | 44  | 36  | 49  | 29  | 178      | ▲        | 495   |
| Criminal            | 2017 | 73  | 50  | 72  | 42  | -   | -   | -   | -   | -   | -   | -   | -   | 237      | 5%       | 237   |
|                     | 2016 | 50  | 38  | 75  | 63  | 93  | 78  | 48  | 55  | 42  | 42  | 39  | 96  | 226      | ▲        | 719   |
| Miscellaneous       | 2017 | 26  | 36  | 39  | 29  | -   | -   | -   | -   | -   | -   | -   | -   | 130      | -10%     | 130   |
|                     | 2016 | 36  | 34  | 42  | 33  | 27  | 31  | 30  | 28  | 24  | 35  | 31  | 21  | 145      | ▼        | 372   |
| Other               | 2017 | 33  | 77  | 35  | 35  | -   | -   | -   | -   | -   | -   | -   | -   | 180      | 5%       | 180   |
|                     | 2016 | 23  | 68  | 39  | 41  | 24  | 26  | 38  | 32  | 38  | 29  | 21  | 23  | 171      | ▲        | 402   |

| Filings by Division & Case Category |                                   |      |     |     |     |     |     |     |     |     |     |     |     |          |          |       |
|-------------------------------------|-----------------------------------|------|-----|-----|-----|-----|-----|-----|-----|-----|-----|-----|-----|----------|----------|-------|
|                                     |                                   | Jan  | Feb | Mar | Apr | May | Jun | Jul | Aug | Sep | Oct | Nov | Dec | Thru Apr | % Change | Total |
| Civil                               | Administrative Law                | 2017 | -   | -   | -   | -   | -   | -   | -   | -   | -   | -   | -   | 0        | -100%    | 0     |
|                                     |                                   | 2016 | 1   | -   | -   | -   | -   | -   | -   | -   | -   | -   | 1   | 1        | ▼        | 2     |
|                                     | Contested Divorce                 | 2017 | 7   | 12  | 16  | 13  | -   | -   | -   | -   | -   | -   | -   | 48       | 0%       | 48    |
|                                     |                                   | 2016 | 9   | 17  | 14  | 8   | 16  | 10  | 6   | 5   | 10  | 8   | 11  | 48       | ↔        | 117   |
|                                     | Domestic and Family - Level 1     | 2017 | -   | -   | -   | 1   | -   | -   | -   | -   | -   | -   | -   | 1        | -75%     | 1     |
|                                     |                                   | 2016 | -   | 3   | -   | 1   | 2   | 1   | 2   | 1   | 1   | -   | -   | 4        | ▼        | 12    |
|                                     | Domestic and Family - Level 2     | 2017 | 5   | -   | 7   | 3   | -   | -   | -   | -   | -   | -   | -   | 15       | 88%      | 15    |
|                                     |                                   | 2016 | 2   | 2   | 1   | 3   | 2   | 4   | 1   | -   | 2   | 2   | 3   | 8        | ▲        | 26    |
|                                     | General Civil - Level 1           | 2017 | 2   | -   | -   | -   | -   | -   | -   | -   | -   | -   | -   | 2        | 100%     | 2     |
|                                     |                                   | 2016 | 1   | -   | -   | -   | -   | -   | -   | -   | -   | 1   | -   | 1        | ▲        | 2     |
|                                     | General Civil - Level 2           | 2017 | -   | 2   | 2   | -   | -   | -   | -   | -   | -   | -   | -   | 4        | -33%     | 4     |
|                                     |                                   | 2016 | 1   | 2   | 2   | 1   | 1   | 3   | -   | 2   | 4   | -   | 2   | 6        | ▼        | 22    |
|                                     | General Civil - Level 3           | 2017 | 2   | -   | -   | 1   | -   | -   | -   | -   | -   | -   | -   | 3        | -63%     | 3     |
|                                     |                                   | 2016 | -   | 3   | 2   | 3   | 4   | 3   | 2   | -   | 1   | 2   | -   | 8        | ▼        | 21    |
| Criminal                            | Probates/Wills and Trusts - Level | 2017 | -   | -   | -   | -   | -   | -   | -   | -   | -   | -   | -   | 0        | -100%    | 0     |
|                                     |                                   | 2016 | -   | -   | 1   | -   | -   | -   | 1   | -   | -   | -   | -   | 1        | ▼        | 2     |
|                                     | Probates/Wills and Trusts - Level | 2017 | -   | -   | -   | 1   | -   | -   | -   | -   | -   | -   | -   | 1        | -67%     | 1     |
|                                     |                                   | 2016 | -   | -   | 1   | 2   | 1   | 1   | -   | 1   | 3   | -   | -   | 3        | ▼        | 9     |
|                                     | Uncontested Divorce               | 2017 | 22  | 39  | 47  | 27  | -   | -   | -   | -   | -   | -   | -   | 135      | 38%      | 135   |
|                                     |                                   | 2016 | 25  | 35  | 24  | 14  | 17  | 31  | 18  | 24  | 26  | 21  | 30  | 98       | ▲        | 282   |
|                                     |                                   |      |     |     |     |     |     |     |     |     |     |     |     |          |          |       |
|                                     | Misdemeanor                       | 2017 | 11  | 9   | 25  | 12  | -   | -   | -   | -   | -   | -   | -   | 57       | 16%      | 57    |
|                                     |                                   | 2016 | 9   | 12  | 21  | 7   | 14  | 20  | 5   | 11  | 3   | 13  | 14  | 49       | ▲        | 138   |
|                                     | Non-Capital Felonies and          | 2017 | 59  | 38  | 47  | 30  | -   | -   | -   | -   | -   | -   | -   | 174      | -2%      | 174   |
| Miscellaneous                       |                                   | 2016 | 41  | 26  | 54  | 56  | 67  | 58  | 43  | 43  | 39  | 29  | 71  | 177      | ▼        | 552   |
|                                     | Other Criminally Related Matters  | 2017 | 3   | 3   | -   | -   | -   | -   | -   | -   | -   | -   | -   | 6        | 6        | 6     |
|                                     |                                   | 2016 | -   | -   | -   | -   | 12  | -   | 1   | -   | -   | -   | 16  | 0        | ↔        | 29    |
|                                     |                                   |      |     |     |     |     |     |     |     |     |     |     |     |          |          |       |
|                                     | Miscellaneous                     | 2017 | 26  | 36  | 39  | 29  | -   | -   | -   | -   | -   | -   | -   | 130      | -10%     | 130   |
|                                     |                                   | 2016 | 36  | 34  | 42  | 33  | 27  | 31  | 30  | 24  | 35  | 31  | 21  | 145      | ▼        | 372   |
|                                     |                                   |      |     |     |     |     |     |     |     |     |     |     |     |          |          |       |
|                                     | Other                             | 2017 | 33  | 77  | 35  | 35  | -   | -   | -   | -   | -   | -   | -   | 180      | 5%       | 180   |
|                                     |                                   | 2016 | 23  | 68  | 39  | 41  | 24  | 26  | 38  | 32  | 38  | 29  | 21  | 171      | ▲        | 402   |
|                                     |                                   |      |     |     |     |     |     |     |     |     |     |     |     |          |          |       |

January 2016 -- April 2017 Filings

Dashboard

Court: Clarke Circuit

Start/End Date: Jan-16 / Apr-17

2016 Average Month: 63

Jan-Apr 2016: 247

Filings Trending: ↔

Circuit/Court ID: 26

226043

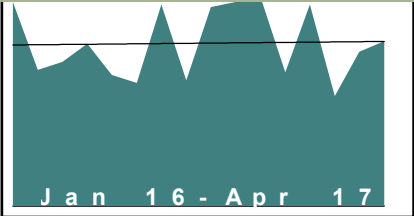
Type of Case: Filings

2017 Average Month:60

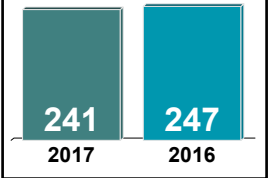
Jan-Apr 2017 : 241

Overall AVG. Month: 62

Monthly Filings Summary



Jan --- Apr Filings



| Filings by Division |      |     |     |     |     |     |     |     |     |     |     |     |     |          |          |       |
|---------------------|------|-----|-----|-----|-----|-----|-----|-----|-----|-----|-----|-----|-----|----------|----------|-------|
|                     |      | Jan | Feb | Mar | Apr | May | Jun | Jul | Aug | Sep | Oct | Nov | Dec | Thru Apr | % Change | Total |
| Total               | 2017 | 77  | 42  | 59  | 63  | -   | -   | -   | -   | -   | -   | -   | -   | 241      | -2%      | 241   |
|                     | 2016 | 78  | 52  | 55  | 62  | 50  | 47  | 77  | 48  | 76  | 78  | 80  | 51  | 247      | ▼        | 754   |
| Civil               | 2017 | 16  | 5   | 10  | 7   | -   | -   | -   | -   | -   | -   | -   | -   | 38       | 65%      | 38    |
|                     | 2016 | 5   | 5   | 7   | 6   | 11  | 6   | 12  | 15  | 10  | 10  | 21  | 12  | 23       | ▲        | 120   |
| Criminal            | 2017 | 29  | 7   | 16  | 26  | -   | -   | -   | -   | -   | -   | -   | -   | 78       | -31%     | 78    |
|                     | 2016 | 45  | 16  | 23  | 29  | 18  | 12  | 35  | 11  | 21  | 34  | 18  | 20  | 113      | ▼        | 282   |
| Miscellaneous       | 2017 | 32  | 30  | 33  | 29  | -   | -   | -   | -   | -   | -   | -   | -   | 124      | 12%      | 124   |
|                     | 2016 | 28  | 31  | 25  | 27  | 21  | 29  | 30  | 21  | 45  | 34  | 41  | 19  | 111      | ▲        | 351   |
| Other               | 2017 | -   | -   | -   | 1   | -   | -   | -   | -   | -   | -   | -   | -   | 1        | 1        | 1     |
|                     | 2016 | -   | -   | -   | -   | -   | -   | -   | 1   | -   | -   | -   | -   | 0        | ↔        | 1     |

| Filings by Division & Case Category |                                   |      |     |     |     |     |     |     |     |     |     |     |     |          |          |       |
|-------------------------------------|-----------------------------------|------|-----|-----|-----|-----|-----|-----|-----|-----|-----|-----|-----|----------|----------|-------|
|                                     |                                   | Jan  | Feb | Mar | Apr | May | Jun | Jul | Aug | Sep | Oct | Nov | Dec | Thru Apr | % Change | Total |
| Civil                               | Administrative Law                | 2017 | -   | -   | -   | -   | -   | -   | -   | -   | -   | -   | -   | 0        | 0        | 0     |
|                                     |                                   | 2016 | -   | -   | -   | -   | -   | 1   | -   | -   | -   | -   | -   | 0        | ↔        | 1     |
|                                     | Contested Divorce                 | 2017 | 1   | -   | 3   | -   | -   | -   | -   | -   | -   | -   | -   | 4        | 0%       | 4     |
|                                     |                                   | 2016 | 1   | 1   | 2   | -   | 1   | 2   | 3   | 1   | 3   | 1   | 2   | 4        | ↔        | 17    |
|                                     | Domestic and Family - Level 1     | 2017 | -   | -   | 2   | 1   | -   | -   | -   | -   | -   | -   | -   | 3        | 50%      | 3     |
|                                     |                                   | 2016 | 1   | -   | -   | 1   | -   | -   | 1   | 1   | -   | 2   | -   | 2        | ▲        | 6     |
|                                     | Domestic and Family - Level 2     | 2017 | -   | -   | 1   | -   | -   | -   | -   | -   | -   | -   | -   | 1        | -50%     | 1     |
|                                     |                                   | 2016 | -   | -   | 1   | 1   | -   | -   | -   | 3   | -   | 1   | -   | 2        | ▼        | 6     |
|                                     | General Civil - Level 1           | 2017 | -   | 1   | -   | -   | -   | -   | -   | -   | -   | -   | -   | 1        | 1        | 1     |
|                                     |                                   | 2016 | -   | -   | -   | -   | -   | -   | -   | -   | 1   | -   | -   | 0        | ↔        | 1     |
|                                     | General Civil - Level 2           | 2017 | -   | -   | 2   | 3   | -   | -   | -   | -   | -   | -   | -   | 5        | 67%      | 5     |
|                                     |                                   | 2016 | 1   | -   | 1   | 1   | 1   | 2   | 1   | 2   | 2   | 3   | 2   | 3        | ▲        | 16    |
| Criminal                            | General Civil - Level 3           | 2017 | 11  | 3   | 1   | -   | -   | -   | -   | -   | -   | -   | -   | 15       | 275%     | 15    |
|                                     |                                   | 2016 | 1   | -   | 1   | 2   | 6   | 4   | 6   | 1   | 2   | 10  | 6   | 4        | ▲        | 40    |
|                                     | Probates/Wills and Trusts - Level | 2017 | 1   | -   | -   | 1   | -   | -   | -   | -   | -   | -   | -   | 2        | 2        | 2     |
|                                     |                                   | 2016 | -   | -   | -   | -   | -   | -   | 3   | 1   | -   | -   | -   | 0        | ↔        | 4     |
|                                     | Uncontested Divorce               | 2017 | 3   | 1   | 1   | 2   | -   | -   | -   | -   | -   | -   | -   | 7        | -13%     | 7     |
|                                     |                                   | 2016 | 1   | 4   | 2   | 1   | 4   | 1   | 1   | 6   | -   | 3   | 4   | 8        | ▼        | 29    |
|                                     |                                   |      |     |     |     |     |     |     |     |     |     |     |     |          |          |       |
|                                     | Misdemeanor                       | 2017 | 8   | 4   | 9   | 7   | -   | -   | -   | -   | -   | -   | -   | 28       | 40%      | 28    |
|                                     |                                   | 2016 | 10  | 4   | 3   | 3   | 5   | 1   | 5   | 9   | 1   | 6   | 5   | 20       | ▲        | 57    |
|                                     | Non-Capital Felonies and          | 2017 | 17  | 2   | 7   | 18  | -   | -   | -   | -   | -   | -   | -   | 44       | -51%     | 44    |
|                                     |                                   | 2016 | 33  | 12  | 18  | 26  | 13  | 11  | 29  | 6   | 11  | 31  | 10  | 89       | ▼        | 215   |
|                                     | Other Criminally Related Matters  | 2017 | 4   | 1   | -   | 1   | -   | -   | -   | -   | -   | -   | -   | 6        | 50%      | 6     |
|                                     |                                   | 2016 | 2   | -   | 2   | -   | -   | 1   | -   | 1   | 2   | 2   | -   | 4        | ▲        | 10    |
| Miscellaneous                       |                                   | 2017 | 32  | 30  | 33  | 29  | -   | -   | -   | -   | -   | -   | -   | 124      | 12%      | 124   |
|                                     |                                   | 2016 | 28  | 31  | 25  | 27  | 21  | 29  | 30  | 21  | 45  | 34  | 41  | 111      | ▲        | 351   |
| Other                               |                                   | 2017 | -   | -   | -   | 1   | -   | -   | -   | -   | -   | -   | -   | 1        | 1        | 1     |
|                                     |                                   | 2016 | -   | -   | -   | -   | -   | -   | 1   | -   | -   | -   | -   | 0        | ↔        | 1     |




January 2016 -- April 2017 Filings

Dashboard

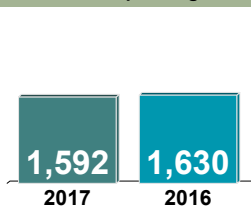
**Court:** Frederick Circuit  
**Start/End Date:** Jan-16 / Apr-17  
**2016 Average Month:** 389  
**Jan-Apr 2016:** 1,630  
**Filings Trending:** ⇌

**Circuit/Court ID:** 26  
**226069**  
**Type of Case:** Filings  
**2017 Average Month:** 398  
**Jan-Apr 2017 :** 1,592  
**Overall AVG. Month:** 391

Monthly Filings Summary



Jan --- Apr Filings



Filings by Division

|                      |      | Jan | Feb | Mar | Apr | May | Jun | Jul | Aug | Sep | Oct | Nov | Dec | Thru Apr | % Change | Total |
|----------------------|------|-----|-----|-----|-----|-----|-----|-----|-----|-----|-----|-----|-----|----------|----------|-------|
| <b>Total</b>         | 2017 | 339 | 438 | 458 | 357 | -   | -   | -   | -   | -   | -   | -   | -   | 1,592    | -2%      | 1,592 |
|                      | 2016 | 373 | 438 | 467 | 352 | 419 | 393 | 403 | 349 | 308 | 462 | 413 | 291 | 1,630    | ▼        | 4,668 |
| <b>Civil</b>         | 2017 | 47  | 49  | 55  | 42  | -   | -   | -   | -   | -   | -   | -   | -   | 193      | -3%      | 193   |
|                      | 2016 | 33  | 56  | 59  | 50  | 67  | 42  | 46  | 45  | 38  | 43  | 43  | 44  | 198      | ▼        | 566   |
| <b>Criminal</b>      | 2017 | 115 | 184 | 230 | 126 | -   | -   | -   | -   | -   | -   | -   | -   | 655      | -4%      | 655   |
|                      | 2016 | 168 | 162 | 185 | 170 | 226 | 197 | 171 | 161 | 112 | 239 | 212 | 109 | 685      | ▼        | 2,112 |
| <b>Miscellaneous</b> | 2017 | 177 | 205 | 171 | 189 | -   | -   | -   | -   | -   | -   | -   | -   | 742      | -1%      | 742   |
|                      | 2016 | 172 | 220 | 223 | 132 | 126 | 154 | 186 | 143 | 158 | 180 | 158 | 136 | 747      | ▼        | 1,988 |
| <b>Other</b>         | 2017 | -   | -   | 2   | -   | -   | -   | -   | -   | -   | -   | -   | -   | 2        | 2        | 2     |
|                      | 2016 | -   | -   | -   | -   | -   | -   | -   | -   | -   | -   | -   | 2   | 0        | ⇌        | 2     |

Filings by Division & Case Category

|                      |  | Jan  | Feb | Mar | Apr | May | Jun | Jul | Aug | Sep | Oct | Nov | Dec | Thru Apr | % Change | Total |
|----------------------|--|------|-----|-----|-----|-----|-----|-----|-----|-----|-----|-----|-----|----------|----------|-------|
| <b>Civil</b>         | <b>Administrative Law</b>                | 2017 | -   | -   | -   | -   | -   | -   | -   | -   | -   | -   | -   | 0        | 0        | 0     |
|                      |  | 2016 | -   | -   | -   | -   | 1   | 1   | -   | 2   | 2   | -   | -   | 0        | ⇌        | 6     |
|                      | <b>Contested Divorce</b>                 | 2017 | 9   | 7   | 7   | 7   | -   | -   | -   | -   | -   | -   | -   | 30       | -14%     | 30    |
|                      |  | 2016 | 7   | 7   | 8   | 13  | 12  | 7   | 9   | 5   | 7   | 5   | 6   | 35       | ▼        | 94    |
|                      | <b>Domestic and Family - Level 1</b>     | 2017 | 4   | 5   | 6   | 6   | -   | -   | -   | -   | -   | -   | -   | 21       | 75%      | 21    |
|                      |  | 2016 | -   | 5   | 3   | 4   | 6   | 7   | 8   | 6   | 4   | 3   | 4   | 12       | ▲        | 56    |
|                      | <b>Domestic and Family - Level 2</b>     | 2017 | 2   | 2   | 5   | 2   | -   | -   | -   | -   | -   | -   | -   | 11       | 10%      | 11    |
|                      |  | 2016 | 2   | -   | 4   | 4   | 3   | 2   | 3   | -   | 3   | 5   | 1   | 10       | ▲        | 27    |
|                      | <b>General Civil - Level 1</b>           | 2017 | -   | -   | -   | -   | -   | -   | -   | -   | -   | -   | -   | 0        | -100%    | 0     |
|                      |  | 2016 | -   | 1   | 1   | -   | 2   | -   | -   | 1   | -   | -   | 1   | 2        | ▼        | 6     |
|                      | <b>General Civil - Level 2</b>           | 2017 | 12  | 3   | 12  | 9   | -   | -   | -   | -   | -   | -   | -   | 36       | 20%      | 36    |
|                      |  | 2016 | 4   | 11  | 11  | 4   | 7   | 5   | 3   | 5   | 9   | 7   | 6   | 30       | ▲        | 83    |
| <b>Criminal</b>      | <b>General Civil - Level 3</b>           | 2017 | 1   | 1   | 4   | 3   | -   | -   | -   | -   | -   | -   | -   | 9        | -31%     | 9     |
|                      |  | 2016 | 1   | 10  | 1   | 1   | 6   | 3   | 4   | 2   | 4   | 2   | 3   | 13       | ▼        | 39    |
|                      | <b>Probates/Wills and Trusts - Level</b> | 2017 | 1   | 1   | -   | -   | -   | -   | -   | -   | -   | -   | -   | 2        | 2        | 2     |
|                      |  | 2016 | -   | -   | -   | -   | -   | -   | -   | -   | -   | -   | -   | 0        | ⇌        | 0     |
|                      | <b>Probates/Wills and Trusts - Level</b> | 2017 | 2   | 3   | 2   | 4   | -   | -   | -   | -   | -   | -   | -   | 11       | 57%      | 11    |
|                      |  | 2016 | 2   | 1   | 2   | 2   | 4   | 1   | 1   | 2   | 1   | 3   | 4   | 7        | ▲        | 24    |
|                      | <b>Uncontested Divorce</b>               | 2017 | 16  | 27  | 19  | 11  | -   | -   | -   | -   | -   | -   | -   | 73       | -18%     | 73    |
|                      |  | 2016 | 17  | 21  | 29  | 22  | 27  | 16  | 17  | 22  | 10  | 17  | 14  | 89       | ▼        | 231   |
|                      | <b>Capital Murder</b>                    | 2017 | -   | 1   | -   | -   | -   | -   | -   | -   | -   | -   | -   | 1        | -75%     | 1     |
|                      |  | 2016 | -   | -   | 4   | -   | -   | -   | -   | -   | -   | -   | -   | 4        | ▼        | 4     |
|                      | <b>Misdemeanor</b>                       | 2017 | 17  | 28  | 32  | 18  | -   | -   | -   | -   | -   | -   | -   | 95       | -21%     | 95    |
|                      |  | 2016 | 28  | 27  | 32  | 34  | 36  | 33  | 28  | 15  | 20  | 36  | 47  | 121      | ▼        | 363   |
| <b>Miscellaneous</b> | <b>Non-Capital Felonies and</b>          | 2017 | 96  | 153 | 194 | 98  | -   | -   | -   | -   | -   | -   | -   | 541      | 1%       | 541   |
|                      |  | 2016 | 136 | 132 | 139 | 130 | 188 | 161 | 143 | 88  | 194 | 153 | 80  | 537      | ▲        | 1,687 |
|                      | <b>Other Criminally Related Matters</b>  | 2017 | 2   | 2   | 4   | 10  | -   | -   | -   | -   | -   | -   | -   | 18       | -22%     | 18    |
|                      |  | 2016 | 4   | 3   | 10  | 6   | 2   | 3   | -   | 3   | 4   | 9   | 12  | 23       | ▼        | 58    |
|                      | <b>Miscellaneous</b>                     | 2017 | 177 | 205 | 171 | 189 | -   | -   | -   | -   | -   | -   | -   | 742      | -1%      | 742   |
|                      |  | 2016 | 172 | 220 | 223 | 132 | 126 | 154 | 186 | 143 | 158 | 180 | 158 | 747      | ▼        | 1,988 |
|                      | <b>Other</b>                             | 2017 | -   | -   | 2   | -   | -   | -   | -   | -   | -   | -   | -   | 2        | 2        | 2     |
|                      |  | 2016 | -   | -   | -   | -   | -   | -   | -   | -   | -   | -   | 2   | 0        | ⇌        | 2     |


January 2016 -- April 2017 Filings

## Dashboard

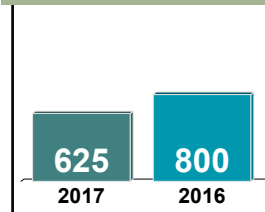
Court: Page Circuit  
 Start/End Date: Jan-16 / Apr-17  
 2016 Average Month: 168  
 Jan-Apr 2016: 800  
 Filings Trending: ▼

Circuit/Court ID: 26  
 226139  
 Type of Case: Filings  
 2017 Average Month: 156  
 Jan-Apr 2017 : 625  
 Overall AVG. Month: 165

## Monthly Filings Summary



## Jan --- Apr Filings



## Filings by Division

|                      |      | Jan | Feb | Mar | Apr | May | Jun | Jul | Aug | Sep | Oct | Nov | Dec | Thru Apr | % Change | Total |
|----------------------|------|-----|-----|-----|-----|-----|-----|-----|-----|-----|-----|-----|-----|----------|----------|-------|
| <b>Total</b>         | 2017 | 132 | 194 | 175 | 124 | -   | -   | -   | -   | -   | -   | -   | -   | 625      | -22%     | 625   |
|                      | 2016 | 239 | 198 | 173 | 190 | 157 | 98  | 112 | 134 | 275 | 155 | 152 | 130 | 800      | ▼        | 2,013 |
| <b>Civil</b>         | 2017 | 13  | 17  | 23  | 12  | -   | -   | -   | -   | -   | -   | -   | -   | 65       | 35%      | 65    |
|                      | 2016 | 7   | 19  | 18  | 4   | 24  | 14  | 19  | 15  | 14  | 13  | 11  | 12  | 48       | ▲        | 170   |
| <b>Criminal</b>      | 2017 | 76  | 121 | 87  | 83  | -   | -   | -   | -   | -   | -   | -   | -   | 367      | -28%     | 367   |
|                      | 2016 | 161 | 106 | 94  | 147 | 97  | 48  | 51  | 78  | 212 | 83  | 80  | 69  | 508      | ▼        | 1,226 |
| <b>Miscellaneous</b> | 2017 | 40  | 51  | 64  | 29  | -   | -   | -   | -   | -   | -   | -   | -   | 184      | -21%     | 184   |
|                      | 2016 | 71  | 71  | 57  | 34  | 35  | 36  | 41  | 40  | 49  | 56  | 60  | 49  | 233      | ▼        | 599   |
| <b>Other</b>         | 2017 | 3   | 5   | 1   | -   | -   | -   | -   | -   | -   | -   | -   | -   | 9        | -18%     | 9     |
|                      | 2016 | -   | 2   | 4   | 5   | 1   | -   | 1   | 1   | -   | 3   | 1   | -   | 11       | ▼        | 18    |

## Filings by Division &amp; Case Category

|                      |                                   | Jan  | Feb | Mar | Apr | May | Jun | Jul | Aug | Sep | Oct | Nov | Dec | Thru Apr | % Change | Total |
|----------------------|-----------------------------------|------|-----|-----|-----|-----|-----|-----|-----|-----|-----|-----|-----|----------|----------|-------|
| <b>Civil</b>         | Contested Divorce                 | 2017 | -   | 7   | 4   | 1   | -   | -   | -   | -   | -   | -   | -   | 12       | 0%       | 12    |
|                      |                                   | 2016 | -   | 5   | 5   | 2   | 3   | 2   | 5   | 4   | 2   | -   | 2   | 12       | ↔        | 31    |
|                      | Domestic and Family - Level 1     | 2017 | -   | -   | -   | -   | -   | -   | -   | -   | -   | -   | -   | 0        | 0        | 0     |
|                      |                                   | 2016 | -   | -   | -   | -   | 1   | -   | -   | -   | -   | -   | -   | 0        | ↔        | 1     |
|                      | Domestic and Family - Level 2     | 2017 | 1   | 1   | 1   | -   | -   | -   | -   | -   | -   | -   | -   | 3        | 3        | 3     |
|                      |                                   | 2016 | -   | -   | -   | -   | 1   | 4   | -   | 2   | 1   | 2   | 1   | 0        | ↔        | 11    |
|                      | General Civil - Level 2           | 2017 | 2   | 1   | 3   | 4   | -   | -   | -   | -   | -   | -   | -   | 10       | 25%      | 10    |
|                      |                                   | 2016 | 1   | 3   | 4   | -   | 5   | 3   | 2   | 4   | -   | 1   | 2   | 8        | ▲        | 28    |
|                      | General Civil - Level 3           | 2017 | 1   | -   | 5   | -   | -   | -   | -   | -   | -   | -   | -   | 6        | 0%       | 6     |
|                      |                                   | 2016 | 1   | -   | 5   | -   | 3   | 1   | 2   | 1   | 4   | 3   | 4   | 6        | ↔        | 25    |
| <b>Criminal</b>      | Probates/Wills and Trusts - Level | 2017 | -   | 1   | 1   | -   | -   | -   | -   | -   | -   | -   | -   | 2        | 2        | 2     |
|                      |                                   | 2016 | -   | -   | -   | -   | 1   | -   | -   | 1   | -   | 1   | -   | 0        | ↔        | 3     |
|                      | Probates/Wills and Trusts - Level | 2017 | 1   | 1   | 1   | -   | -   | -   | -   | -   | -   | -   | -   | 3        | 50%      | 3     |
|                      |                                   | 2016 | 1   | -   | -   | 1   | 1   | -   | 1   | -   | 1   | -   | 1   | 2        | ▲        | 6     |
|                      | Uncontested Divorce               | 2017 | 8   | 6   | 8   | 7   | -   | -   | -   | -   | -   | -   | -   | 29       | 45%      | 29    |
|                      |                                   | 2016 | 4   | 11  | 4   | 1   | 10  | 7   | 5   | 7   | 4   | 6   | 2   | 20       | ▲        | 65    |
|                      | Capital Murder                    | 2017 | -   | -   | -   | -   | -   | -   | -   | -   | -   | -   | -   | 0        | 0        | 0     |
|                      |                                   | 2016 | -   | -   | -   | -   | -   | -   | 4   | -   | -   | -   | -   | 0        | ↔        | 4     |
|                      | Misdemeanor                       | 2017 | 20  | 41  | 30  | 32  | -   | -   | -   | -   | -   | -   | -   | 123      | 58%      | 123   |
|                      |                                   | 2016 | 29  | 8   | 15  | 26  | 27  | 5   | 13  | 18  | 40  | 20  | 29  | 78       | ▲        | 237   |
| <b>Miscellaneous</b> | Non-Capital Felonies and          | 2017 | 56  | 76  | 54  | 51  | -   | -   | -   | -   | -   | -   | -   | 237      | -36%     | 237   |
|                      |                                   | 2016 | 76  | 97  | 79  | 118 | 68  | 33  | 38  | 56  | 165 | 59  | 51  | 370      | ▼        | 891   |
|                      | Other Criminally Related Matters  | 2017 | -   | 4   | 3   | -   | -   | -   | -   | -   | -   | -   | -   | 7        | -88%     | 7     |
|                      |                                   | 2016 | 56  | 1   | -   | 3   | 2   | 10  | -   | 7   | 4   | -   | 11  | 60       | ▼        | 94    |
|                      | Miscellaneous                     | 2017 | 40  | 51  | 64  | 29  | -   | -   | -   | -   | -   | -   | -   | 184      | -21%     | 184   |
|                      |                                   | 2016 | 71  | 71  | 57  | 34  | 35  | 36  | 41  | 40  | 49  | 56  | 60  | 233      | ▼        | 599   |
|                      | Other                             | 2017 | 3   | 5   | 1   | -   | -   | -   | -   | -   | -   | -   | -   | 9        | -18%     | 9     |
|                      |                                   | 2016 | -   | 2   | 4   | 5   | 1   | -   | 1   | 1   | -   | 3   | 1   | 11       | ▼        | 18    |

January 2016 -- April 2017 Filings

Dashboard

Court: Rockingham Circuit

Circuit/Court ID: 26

Start/End Date: Jan-16 / Apr-17

226165

2016 Average Month: 566

Type of Case: Filings

Jan-Apr 2016: 2,396

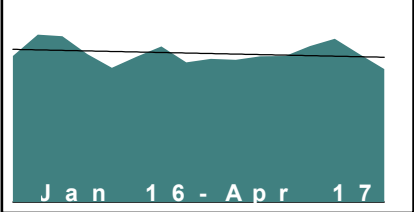
2017 Average Month:573

Filings Trending: ▼

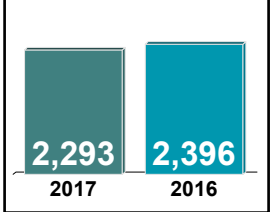
Jan-Apr 2017 : 2,293

Overall AVG. Month: 568

Monthly Filings Summary



Jan --- Apr Filings



| Filings by Division |      |     |     |     |     |     |     |     |     |     |     |     |     |          |          |       |
|---------------------|------|-----|-----|-----|-----|-----|-----|-----|-----|-----|-----|-----|-----|----------|----------|-------|
|                     |      | Jan | Feb | Mar | Apr | May | Jun | Jul | Aug | Sep | Oct | Nov | Dec | Thru Apr | % Change | Total |
| Total               | 2017 | 596 | 624 | 565 | 508 | -   | -   | -   | -   | -   | -   | -   | -   | 2,293    | -4%      | 2,293 |
|                     | 2016 | 558 | 640 | 633 | 565 | 513 | 555 | 594 | 534 | 547 | 543 | 557 | 558 | 2,396    | ▼        | 6,797 |
| Civil               | 2017 | 88  | 94  | 78  | 62  | -   | -   | -   | -   | -   | -   | -   | -   | 322      | 7%       | 322   |
|                     | 2016 | 65  | 67  | 84  | 85  | 73  | 80  | 67  | 107 | 109 | 78  | 77  | 116 | 301      | ▲        | 1,008 |
| Criminal            | 2017 | 237 | 216 | 205 | 205 | -   | -   | -   | -   | -   | -   | -   | -   | 863      | -10%     | 863   |
|                     | 2016 | 186 | 247 | 271 | 256 | 250 | 235 | 295 | 186 | 210 | 212 | 248 | 217 | 960      | ▼        | 2,813 |
| Miscellaneous       | 2017 | 184 | 246 | 229 | 189 | -   | -   | -   | -   | -   | -   | -   | -   | 848      | -3%      | 848   |
|                     | 2016 | 239 | 256 | 219 | 158 | 125 | 175 | 156 | 177 | 167 | 198 | 166 | 165 | 872      | ▼        | 2,201 |
| Other               | 2017 | 87  | 68  | 53  | 52  | -   | -   | -   | -   | -   | -   | -   | -   | 260      | -1%      | 260   |
|                     | 2016 | 68  | 70  | 59  | 66  | 65  | 65  | 76  | 64  | 61  | 55  | 66  | 60  | 263      | ▼        | 775   |

| Filings by Division & Case Category |                               |      |     |     |     |     |     |     |     |     |     |     |     |     |          |          |       |
|-------------------------------------|-------------------------------|------|-----|-----|-----|-----|-----|-----|-----|-----|-----|-----|-----|-----|----------|----------|-------|
|                                     |                               |      | Jan | Feb | Mar | Apr | May | Jun | Jul | Aug | Sep | Oct | Nov | Dec | Thru Apr | % Change | Total |
| Civil                               | Administrative Law            | 2017 | -   | 1   | -   | 1   | -   | -   | -   | -   | -   | -   | -   | -   | 2        | -33%     | 2     |
|                                     |                               | 2016 | -   | 1   | 1   | 1   | -   | -   | -   | 1   | 2   | -   | -   | -   | 3        | ▼        | 6     |
|                                     | Contested Divorce             | 2017 | 17  | 19  | 11  | 10  | -   | -   | -   | -   | -   | -   | -   | -   | 57       | 16%      | 57    |
|                                     |                               | 2016 | 9   | 11  | 15  | 14  | 14  | 17  | 13  | 17  | 32  | 13  | 16  | 17  | 49       | ▲        | 188   |
|                                     | Domestic and Family - Level 1 | 2017 | -   | -   | -   | -   | -   | -   | -   | -   | -   | -   | -   | -   | 0        | -100%    | 0     |
|                                     |                               | 2016 | -   | -   | 1   | -   | -   | 2   | -   | 1   | 1   | -   | 2   | 1   | 1        | ▼        | 8     |
|                                     | Domestic and Family - Level 2 | 2017 | 3   | 8   | 9   | 6   | -   | -   | -   | -   | -   | -   | -   | -   | 26       | -26%     | 26    |
|                                     |                               | 2016 | 9   | 4   | 2   | 20  | 4   | 6   | 4   | 6   | 12  | 2   | 4   | 2   | 35       | ▼        | 75    |
|                                     | General Civil - Level 1       | 2017 | -   | 1   | 4   | -   | -   | -   | -   | -   | -   | -   | -   | -   | 5        | 400%     | 5     |
|                                     |                               | 2016 | 1   | -   | -   | -   | -   | 1   | 1   | 2   | 1   | 1   | 1   | -   | 1        | ▲        | 8     |
|                                     | General Civil - Level 2       | 2017 | 12  | 21  | 21  | 15  | -   | -   | -   | -   | -   | -   | -   | -   | 69       | 19%      | 69    |
|                                     |                               | 2016 | 10  | 12  | 17  | 19  | 16  | 13  | 14  | 27  | 24  | 15  | 10  | 22  | 58       | ▲        | 199   |
|                                     | General Civil - Level 3       | 2017 | 8   | 6   | 4   | 4   | -   | -   | -   | -   | -   | -   | -   | -   | 22       | 5%       | 22    |
|                                     |                               | 2016 | 7   | 6   | 7   | 1   | 6   | 5   | 3   | 11  | 4   | 7   | 6   | 21  | 21       | ▲        | 84    |
| Probates/Wills and Trusts - Level   | 2017                          | -    | 2   | -   | -   | -   | -   | -   | -   | -   | -   | -   | -   | 2   | 100%     | 2        |       |
|                                     | 2016                          | -    | -   | -   | 1   | -   | 2   | -   | 1   | -   | -   | 1   | -   | 1   | ▲        | 5        |       |
| Probates/Wills and Trusts - Level   | 2017                          | -    | 1   | 1   | 2   | -   | -   | -   | -   | -   | -   | -   | -   | 4   | -60%     | 4        |       |
|                                     | 2016                          | 1    | 2   | 5   | 2   | 2   | 1   | -   | 3   | 1   | 2   | 1   | -   | 10  | ▼        | 20       |       |
| Uncontested Divorce                 | 2017                          | 48   | 35  | 28  | 24  | -   | -   | -   | -   | -   | -   | -   | -   | 135 | 11%      | 135      |       |
|                                     | 2016                          | 28   | 31  | 36  | 27  | 31  | 33  | 32  | 38  | 32  | 38  | 36  | 53  | 122 | ▲        | 415      |       |
|                                     |                               |      |     |     |     |     |     |     |     |     |     |     |     |     |          |          |       |
| Criminal                            | Capital Murder                | 2017 | -   | -   | -   | -   | -   | -   | -   | -   | -   | -   | -   | -   | 0        | -100%    | 0     |
|                                     |                               | 2016 | -   | -   | -   | 1   | -   | -   | -   | -   | -   | -   | -   | -   | 1        | ▼        | 1     |
|                                     | Misdemeanor                   | 2017 | 45  | 48  | 42  | 30  | -   | -   | -   | -   | -   | -   | -   | -   | 165      | -17%     | 165   |
|                                     |                               | 2016 | 27  | 62  | 65  | 45  | 45  | 49  | 55  | 28  | 44  | 32  | 44  | 42  | 199      | ▼        | 538   |
|                                     | Non-Capital Felonies and      | 2017 | 188 | 165 | 151 | 171 | -   | -   | -   | -   | -   | -   | -   | -   | 675      | -8%      | 675   |
|                                     |                               | 2016 | 150 | 175 | 202 | 204 | 203 | 179 | 232 | 142 | 161 | 171 | 195 | 172 | 731      | ▼        | 2,186 |
| Other Criminally Related Matters    | 2017                          | 4    | 3   | 12  | 4   | -   | -   | -   | -   | -   | -   | -   | -   | 23  | -21%     | 23       |       |
|                                     | 2016                          | 9    | 10  | 4   | 6   | 2   | 7   | 8   | 16  | 5   | 9   | 9   | 3   | 29  | ▼        | 88       |       |
|                                     |                               |      |     |     |     |     |     |     |     |     |     |     |     |     |          |          |       |
| Other                               | Miscellaneous                 | 2017 | 184 | 246 | 229 | 189 | -   | -   | -   | -   | -   | -   | -   | -   | 848      | -3%      | 848   |
|                                     |                               | 2016 | 239 | 256 | 219 | 158 | 125 | 175 | 156 | 177 | 167 | 198 | 166 | 165 | 872      | ▼        | 2,201 |
|                                     |                               |      |     |     |     |     |     |     |     |     |     |     |     |     |          |          |       |
| Other                               | Other                         | 2017 | 87  | 68  | 53  | 52  | -   | -   | -   | -   | -   | -   | -   | -   | 260      | -1%      | 260   |
|                                     |                               | 2016 | 68  | 70  | 59  | 66  | 65  | 65  | 76  | 64  | 61  | 55  | 66  | 60  | 263      | ▼        | 775   |
|                                     |                               |      |     |     |     |     |     |     |     |     |     |     |     |     |          |          |       |

January 2016 -- April 2017 Filings

Dashboard

Court: Shenandoah Circuit

Start/End Date: Jan-16 / Apr-17

2016 Average Month: 275

Jan-Apr 2016: 1,227

Filings Trending: ▼

Circuit/Court ID: 26

226171

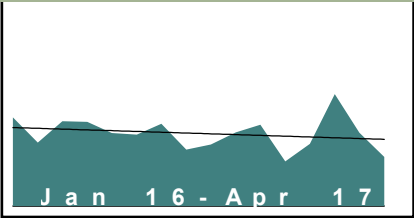
Type of Case: Filings

2017 Average Month:283

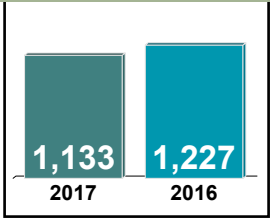
Jan-Apr 2017 : 1,133

Overall AVG. Month: 277

Monthly Filings Summary



Jan --- Apr Filings



| Filings by Division |      |     |     |     |     |     |     |     |     |     |     |     |     |          |          |       |
|---------------------|------|-----|-----|-----|-----|-----|-----|-----|-----|-----|-----|-----|-----|----------|----------|-------|
|                     |      | Jan | Feb | Mar | Apr | May | Jun | Jul | Aug | Sep | Oct | Nov | Dec | Thru Apr | % Change | Total |
| Total               | 2017 | 238 | 427 | 280 | 188 | -   | -   | -   | -   | -   | -   | -   | -   | 1,133    | -8%      | 1,133 |
|                     | 2016 | 339 | 242 | 324 | 322 | 279 | 273 | 314 | 215 | 235 | 281 | 310 | 171 | 1,227    | ▼        | 3,305 |
| Civil               | 2017 | 21  | 20  | 19  | 19  | -   | -   | -   | -   | -   | -   | -   | -   | 79       | 0%       | 79    |
|                     | 2016 | 16  | 15  | 22  | 26  | 17  | 21  | 32  | 28  | 23  | 22  | 18  | 25  | 79       | ↔        | 265   |
| Criminal            | 2017 | 83  | 259 | 133 | 49  | -   | -   | -   | -   | -   | -   | -   | -   | 524      | 6%       | 524   |
|                     | 2016 | 126 | 95  | 98  | 177 | 129 | 109 | 129 | 87  | 70  | 118 | 168 | 51  | 496      | ▲        | 1,357 |
| Miscellaneous       | 2017 | 109 | 109 | 104 | 88  | -   | -   | -   | -   | -   | -   | -   | -   | 410      | -3%      | 410   |
|                     | 2016 | 117 | 104 | 118 | 82  | 76  | 77  | 96  | 84  | 106 | 123 | 84  | 74  | 421      | ▼        | 1,141 |
| Other               | 2017 | 25  | 39  | 24  | 32  | -   | -   | -   | -   | -   | -   | -   | -   | 120      | -48%     | 120   |
|                     | 2016 | 80  | 28  | 86  | 37  | 57  | 66  | 57  | 16  | 36  | 18  | 40  | 21  | 231      | ▼        | 542   |

| Filings by Division & Case Category |                                   |      |     |     |     |     |     |     |     |     |     |     |     |          |          |       |
|-------------------------------------|-----------------------------------|------|-----|-----|-----|-----|-----|-----|-----|-----|-----|-----|-----|----------|----------|-------|
|                                     |                                   | Jan  | Feb | Mar | Apr | May | Jun | Jul | Aug | Sep | Oct | Nov | Dec | Thru Apr | % Change | Total |
| Civil                               | Contested Divorce                 | 2017 | 2   | 5   | 4   | 5   | -   | -   | -   | -   | -   | -   | -   | 16       | -20%     | 16    |
|                                     |                                   | 2016 | 7   | 5   | -   | 8   | 6   | 2   | 7   | 3   | 5   | 3   | 3   | 20       | ▼        | 52    |
|                                     | Domestic and Family - Level 1     | 2017 | -   | -   | -   | -   | -   | -   | -   | -   | -   | -   | -   | 0        | 0        | 0     |
|                                     |                                   | 2016 | -   | -   | -   | -   | -   | -   | 1   | -   | -   | -   | -   | 0        | ↔        | 1     |
|                                     | Domestic and Family - Level 2     | 2017 | -   | -   | 1   | 1   | -   | -   | -   | -   | -   | -   | -   | 2        | -50%     | 2     |
|                                     |                                   | 2016 | -   | 1   | -   | 3   | -   | 3   | -   | 2   | -   | 2   | 2   | 4        | ▼        | 13    |
|                                     | General Civil - Level 1           | 2017 | -   | -   | -   | -   | -   | -   | -   | -   | -   | -   | -   | 0        | -100%    | 0     |
|                                     |                                   | 2016 | -   | -   | 1   | -   | 1   | -   | -   | 2   | 1   | 1   | 1   | 1        | ▼        | 7     |
|                                     | General Civil - Level 2           | 2017 | 6   | 4   | 2   | 4   | -   | -   | -   | -   | -   | -   | -   | 16       | 14%      | 16    |
|                                     |                                   | 2016 | 2   | 1   | 9   | 2   | 1   | 6   | 11  | 4   | 7   | 4   | 4   | 14       | ▲        | 59    |
|                                     | General Civil - Level 3           | 2017 | 2   | 2   | -   | -   | -   | -   | -   | -   | -   | -   | -   | 4        | 0%       | 4     |
|                                     |                                   | 2016 | 2   | -   | 1   | 1   | -   | 1   | 2   | 5   | -   | 6   | 1   | 4        | ↔        | 20    |
| Criminal                            | Probates/Wills and Trusts - Level | 2017 | -   | -   | -   | -   | -   | -   | -   | -   | -   | -   | -   | 0        | -100%    | 0     |
|                                     |                                   | 2016 | 1   | 1   | 1   | -   | -   | -   | -   | -   | -   | -   | -   | 3        | ▼        | 3     |
|                                     | Probates/Wills and Trusts - Level | 2017 | 1   | -   | -   | 3   | -   | -   | -   | -   | -   | -   | -   | 4        | -33%     | 4     |
|                                     |                                   | 2016 | 1   | 1   | 1   | 3   | 1   | -   | 2   | 1   | 1   | -   | 4   | 6        | ▼        | 15    |
|                                     | Uncontested Divorce               | 2017 | 10  | 9   | 12  | 6   | -   | -   | -   | -   | -   | -   | -   | 37       | 37%      | 37    |
|                                     |                                   | 2016 | 3   | 6   | 9   | 9   | 8   | 9   | 12  | 13  | 6   | 7   | 10  | 27       | ▲        | 95    |
|                                     | Capital Murder                    | 2017 | -   | -   | -   | -   | -   | -   | -   | -   | -   | -   | -   | 0        | 0        | 0     |
|                                     |                                   | 2016 | -   | -   | -   | -   | -   | -   | -   | -   | -   | 1   | -   | 0        | ↔        | 1     |
|                                     | Misdemeanor                       | 2017 | 28  | 30  | 55  | 20  | -   | -   | -   | -   | -   | -   | -   | 133      | 56%      | 133   |
|                                     |                                   | 2016 | 27  | 23  | 18  | 17  | 42  | 41  | 18  | 37  | 22  | 34  | 23  | 85       | ▲        | 336   |
|                                     | Non-Capital Felonies and          | 2017 | 52  | 227 | 74  | 24  | -   | -   | -   | -   | -   | -   | -   | 377      | -6%      | 377   |
|                                     |                                   | 2016 | 99  | 71  | 74  | 156 | 87  | 67  | 108 | 49  | 44  | 78  | 130 | 400      | ▼        | 991   |
| Other                               | Other Criminally Related Matters  | 2017 | 3   | 2   | 4   | 5   | -   | -   | -   | -   | -   | -   | -   | 14       | 27%      | 14    |
|                                     |                                   | 2016 | -   | 1   | 6   | 4   | -   | 1   | 3   | 1   | 4   | 6   | 3   | 11       | ▲        | 29    |
| Miscellaneous                       |                                   | 2017 | 109 | 109 | 104 | 88  | -   | -   | -   | -   | -   | -   | -   | 410      | -3%      | 410   |
|                                     |                                   | 2016 | 117 | 104 | 118 | 82  | 76  | 77  | 96  | 84  | 106 | 123 | 84  | 421      | ▼        | 1,141 |
| Other                               |                                   | 2017 | 25  | 39  | 24  | 32  | -   | -   | -   | -   | -   | -   | -   | 120      | -48%     | 120   |
|                                     |                                   | 2016 | 80  | 28  | 86  | 37  | 57  | 66  | 57  | 16  | 36  | 18  | 40  | 231      | ▼        | 542   |

January 2016 -- April 2017 Filings

Dashboard

Court: Warren Circuit

Circuit/Court ID: 26

Start/End Date: Jan-16 / Apr-17

226187

2016 Average Month: 271

Type of Case: Filings

Jan-Apr 2016: 1,108

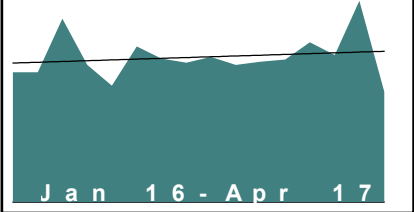
2017 Average Month:295

Filings Trending: ▲

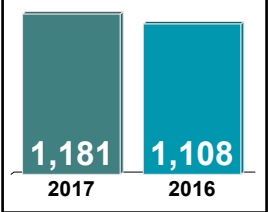
Jan-Apr 2017 : 1,181

Overall AVG. Month: 277

Monthly Filings Summary



Jan --- Apr Filings



| Filings by Division |      |     |     |     |     |     |     |     |     |     |     |     |     |          |          |       |
|---------------------|------|-----|-----|-----|-----|-----|-----|-----|-----|-----|-----|-----|-----|----------|----------|-------|
|                     |      | Jan | Feb | Mar | Apr | May | Jun | Jul | Aug | Sep | Oct | Nov | Dec | Thru Apr | % Change | Total |
| Total               | 2017 | 305 | 281 | 384 | 211 | -   | -   | -   | -   | -   | -   | -   | -   | 1,181    | 7%       | 1,181 |
|                     | 2016 | 248 | 248 | 350 | 262 | 222 | 297 | 274 | 266 | 277 | 262 | 268 | 272 | 1,108    | ▲        | 3,246 |
| Civil               | 2017 | 40  | 35  | 55  | 37  | -   | -   | -   | -   | -   | -   | -   | -   | 167      | 4%       | 167   |
|                     | 2016 | 27  | 53  | 35  | 45  | 37  | 58  | 34  | 44  | 50  | 43  | 35  | 36  | 160      | ▲        | 497   |
| Criminal            | 2017 | 123 | 61  | 156 | 77  | -   | -   | -   | -   | -   | -   | -   | -   | 417      | 21%      | 417   |
|                     | 2016 | 60  | 48  | 160 | 77  | 94  | 109 | 130 | 113 | 108 | 63  | 101 | 101 | 345      | ▲        | 1,164 |
| Miscellaneous       | 2017 | 91  | 108 | 107 | 70  | -   | -   | -   | -   | -   | -   | -   | -   | 376      | -11%     | 376   |
|                     | 2016 | 110 | 107 | 118 | 86  | 66  | 93  | 84  | 76  | 87  | 116 | 101 | 101 | 421      | ▼        | 1,145 |
| Other               | 2017 | 51  | 77  | 66  | 27  | -   | -   | -   | -   | -   | -   | -   | -   | 221      | 21%      | 221   |
|                     | 2016 | 51  | 40  | 37  | 54  | 25  | 37  | 26  | 33  | 32  | 40  | 31  | 34  | 182      | ▲        | 440   |

| Filings by Division & Case Category |                                   |      |     |     |     |     |     |     |     |     |     |     |     |          |          |       |
|-------------------------------------|-----------------------------------|------|-----|-----|-----|-----|-----|-----|-----|-----|-----|-----|-----|----------|----------|-------|
|                                     |                                   | Jan  | Feb | Mar | Apr | May | Jun | Jul | Aug | Sep | Oct | Nov | Dec | Thru Apr | % Change | Total |
| Civil                               | Administrative Law                | 2017 | -   | -   | -   | -   | -   | -   | -   | -   | -   | -   | -   | 0        | 0        | 0     |
|                                     |                                   | 2016 | -   | -   | -   | -   | -   | -   | 1   | -   | -   | 1   | -   | 0        | ↔        | 2     |
|                                     | Contested Divorce                 | 2017 | 6   | 8   | 10  | 6   | -   | -   | -   | -   | -   | -   | -   | 30       | -25%     | 30    |
|                                     |                                   | 2016 | 9   | 13  | 8   | 10  | 8   | 12  | 9   | 10  | 11  | 11  | 9   | 40       | ▼        | 125   |
|                                     | Domestic and Family - Level 1     | 2017 | -   | -   | -   | -   | -   | -   | -   | -   | -   | -   | -   | 0        | 0        | 0     |
|                                     |                                   | 2016 | -   | -   | -   | -   | -   | -   | -   | 1   | -   | -   | -   | 0        | ↔        | 1     |
|                                     | Domestic and Family - Level 2     | 2017 | 1   | 2   | 2   | 1   | -   | -   | -   | -   | -   | -   | -   | 6        | 6        | 6     |
|                                     |                                   | 2016 | -   | -   | -   | -   | 4   | -   | 3   | 2   | 1   | -   | 1   | 0        | ↔        | 11    |
|                                     | General Civil - Level 1           | 2017 | -   | -   | -   | -   | -   | -   | -   | -   | -   | -   | -   | 0        | -100%    | 0     |
|                                     |                                   | 2016 | -   | 1   | -   | -   | -   | -   | 1   | 1   | -   | -   | -   | 1        | ▼        | 3     |
|                                     | General Civil - Level 2           | 2017 | 5   | 3   | 7   | 6   | -   | -   | -   | -   | -   | -   | -   | 21       | -30%     | 21    |
|                                     |                                   | 2016 | 2   | 15  | 5   | 8   | 7   | 12  | 4   | 3   | 7   | 5   | 7   | 30       | ▼        | 79    |
|                                     | General Civil - Level 3           | 2017 | 2   | 4   | 6   | 2   | -   | -   | -   | -   | -   | -   | -   | 14       | 17%      | 14    |
|                                     |                                   | 2016 | 2   | 6   | 2   | 2   | 2   | 5   | 1   | 4   | -   | 1   | 1   | 12       | ▲        | 26    |
| Criminal                            | Probates/Wills and Trusts - Level | 2017 | -   | -   | 1   | -   | -   | -   | -   | -   | -   | -   | -   | 1        | 1        | 1     |
|                                     |                                   | 2016 | -   | -   | -   | -   | -   | -   | -   | -   | -   | -   | -   | 0        | ↔        | 0     |
|                                     | Probates/Wills and Trusts - Level | 2017 | 2   | -   | 2   | 1   | -   | -   | -   | -   | -   | -   | -   | 5        | 400%     | 5     |
|                                     |                                   | 2016 | -   | -   | -   | 1   | 1   | 1   | 1   | 1   | 1   | 1   | 1   | 1        | ▲        | 8     |
|                                     | Uncontested Divorce               | 2017 | 24  | 18  | 27  | 21  | -   | -   | -   | -   | -   | -   | -   | 90       | 18%      | 90    |
|                                     |                                   | 2016 | 14  | 18  | 20  | 24  | 15  | 28  | 20  | 21  | 27  | 21  | 14  | 76       | ▲        | 242   |
|                                     | Misdemeanor                       | 2017 | 21  | 8   | 26  | 17  | -   | -   | -   | -   | -   | -   | -   | 72       | -5%      | 72    |
|                                     |                                   | 2016 | 16  | 8   | 34  | 18  | 13  | 22  | 21  | 24  | 26  | 15  | 13  | 76       | ▼        | 226   |
|                                     | Non-Capital Felonies and          | 2017 | 101 | 50  | 128 | 58  | -   | -   | -   | -   | -   | -   | -   | 337      | 32%      | 337   |
|                                     |                                   | 2016 | 42  | 37  | 120 | 57  | 75  | 78  | 97  | 74  | 74  | 46  | 88  | 256      | ▲        | 867   |
| Other                               | Other Criminally Related Matters  | 2017 | 1   | 3   | 2   | 2   | -   | -   | -   | -   | -   | -   | -   | 8        | -38%     | 8     |
|                                     |                                   | 2016 | 2   | 3   | 6   | 2   | 6   | 9   | 12  | 15  | 8   | 2   | 6   | 13       | ▼        | 71    |
| Miscellaneous                       |                                   | 2017 | 91  | 108 | 107 | 70  | -   | -   | -   | -   | -   | -   | -   | 376      | -11%     | 376   |
|                                     |                                   | 2016 | 110 | 107 | 118 | 86  | 66  | 93  | 84  | 76  | 87  | 116 | 101 | 421      | ▼        | 1,145 |
| Other                               |                                   | 2017 | 51  | 77  | 66  | 27  | -   | -   | -   | -   | -   | -   | -   | 221      | 21%      | 221   |
|                                     |                                   | 2016 | 51  | 40  | 37  | 54  | 25  | 37  | 26  | 33  | 32  | 40  | 31  | 182      | ▲        | 440   |

January 2016 -- April 2017 Filings

Dashboard

Court: Winchester Circuit

Circuit/Court ID: 26

Start/End Date: Jan-16 / Apr-17

226840

2016 Average Month: 183

Type of Case: Filings

Jan-Apr 2016: 787

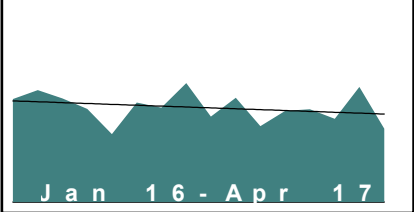
2017 Average Month:174

Filings Trending: ▼

Jan-Apr 2017 : 696

Overall AVG. Month: 181

Monthly Filings Summary



Jan --- Apr Filings

696

787

2017

2016

| Filings by Division |      |     |     |     |     |     |     |     |     |     |     |     |     |          |          |       |
|---------------------|------|-----|-----|-----|-----|-----|-----|-----|-----|-----|-----|-----|-----|----------|----------|-------|
|                     |      | Jan | Feb | Mar | Apr | May | Jun | Jul | Aug | Sep | Oct | Nov | Dec | Thru Apr | % Change | Total |
| Total               | 2017 | 177 | 159 | 220 | 140 | -   | -   | -   | -   | -   | -   | -   | -   | 696      | -12%     | 696   |
|                     | 2016 | 197 | 214 | 198 | 178 | 130 | 190 | 180 | 227 | 163 | 199 | 145 | 174 | 787      | ▼        | 2,195 |
| Civil               | 2017 | 25  | 18  | 26  | 11  | -   | -   | -   | -   | -   | -   | -   | -   | 80       | 25%      | 80    |
|                     | 2016 | 11  | 21  | 18  | 14  | 15  | 24  | 16  | 26  | 21  | 30  | 19  | 18  | 64       | ▲        | 233   |
| Criminal            | 2017 | 105 | 101 | 150 | 94  | -   | -   | -   | -   | -   | -   | -   | -   | 450      | -23%     | 450   |
|                     | 2016 | 144 | 158 | 149 | 136 | 91  | 132 | 128 | 164 | 101 | 123 | 92  | 120 | 587      | ▼        | 1,538 |
| Miscellaneous       | 2017 | 44  | 37  | 42  | 33  | -   | -   | -   | -   | -   | -   | -   | -   | 156      | 18%      | 156   |
|                     | 2016 | 40  | 35  | 29  | 28  | 24  | 34  | 35  | 36  | 39  | 44  | 33  | 32  | 132      | ▲        | 409   |
| Other               | 2017 | 3   | 3   | 2   | 2   | -   | -   | -   | -   | -   | -   | -   | -   | 10       | 150%     | 10    |
|                     | 2016 | 2   | -   | 2   | -   | -   | -   | 1   | 1   | 2   | 2   | 1   | 4   | 4        | ▲        | 15    |

| Filings by Division & Case Category |                                   |      |     |     |     |     |     |     |     |     |     |     |     |          |          |       |
|-------------------------------------|-----------------------------------|------|-----|-----|-----|-----|-----|-----|-----|-----|-----|-----|-----|----------|----------|-------|
|                                     |                                   | Jan  | Feb | Mar | Apr | May | Jun | Jul | Aug | Sep | Oct | Nov | Dec | Thru Apr | % Change | Total |
| Civil                               | Administrative Law                | 2017 | 1   | -   | -   | -   | -   | -   | -   | -   | -   | -   | -   | 1        | -67%     | 1     |
|                                     |                                   | 2016 | 1   | -   | 2   | -   | -   | -   | 1   | -   | 1   | 2   | -   | 3        | ▼        | 7     |
|                                     | Contested Divorce                 | 2017 | 3   | 3   | 5   | 3   | -   | -   | -   | -   | -   | -   | -   | 14       | 40%      | 14    |
|                                     |                                   | 2016 | 3   | 3   | 4   | -   | 4   | 3   | -   | 3   | -   | 2   | 4   | 10       | ▲        | 28    |
|                                     | Domestic and Family - Level 1     | 2017 | -   | -   | 3   | -   | -   | -   | -   | -   | -   | -   | -   | 3        | 200%     | 3     |
|                                     |                                   | 2016 | 1   | -   | -   | -   | -   | 1   | 1   | -   | 2   | 2   | 1   | 1        | ▲        | 8     |
|                                     | Domestic and Family - Level 2     | 2017 | 1   | -   | -   | -   | -   | -   | -   | -   | -   | -   | -   | 1        | -75%     | 1     |
|                                     |                                   | 2016 | -   | -   | 1   | 3   | -   | 2   | -   | 4   | 2   | 1   | 2   | 4        | ▼        | 16    |
|                                     | General Civil - Level 1           | 2017 | 2   | 1   | -   | 1   | -   | -   | -   | -   | -   | -   | -   | 4        | 300%     | 4     |
|                                     |                                   | 2016 | -   | 1   | -   | -   | 1   | 2   | -   | 2   | 3   | -   | 1   | 1        | ▲        | 10    |
|                                     | General Civil - Level 2           | 2017 | 5   | 3   | 9   | 5   | -   | -   | -   | -   | -   | -   | -   | 22       | 47%      | 22    |
|                                     |                                   | 2016 | 3   | 4   | 4   | 4   | 8   | 7   | 4   | 6   | 4   | 7   | 3   | 15       | ▲        | 61    |
| Criminal                            | General Civil - Level 3           | 2017 | 3   | 2   | 1   | -   | -   | -   | -   | -   | -   | -   | -   | 6        | 0%       | 6     |
|                                     |                                   | 2016 | 1   | 3   | 2   | -   | 1   | 1   | -   | 1   | 5   | 2   | 2   | 6        | ↔        | 19    |
|                                     | Probates/Wills and Trusts - Level | 2017 | -   | 3   | -   | -   | -   | -   | -   | -   | -   | -   | -   | 3        | -25%     | 3     |
|                                     |                                   | 2016 | -   | 2   | 1   | 1   | -   | 1   | 1   | -   | 2   | -   | -   | 4        | ▼        | 8     |
|                                     | Uncontested Divorce               | 2017 | 10  | 6   | 8   | 2   | -   | -   | -   | -   | -   | -   | -   | 26       | 30%      | 26    |
|                                     |                                   | 2016 | 2   | 8   | 4   | 6   | 2   | 10  | 6   | 11  | 11  | 6   | 4   | 20       | ▲        | 76    |
|                                     | Misdemeanor                       | 2017 | 24  | 30  | 30  | 30  | -   | -   | -   | -   | -   | -   | -   | 114      | -9%      | 114   |
|                                     |                                   | 2016 | 41  | 25  | 38  | 21  | 10  | 28  | 41  | 22  | 18  | 22  | 16  | 125      | ▼        | 317   |
|                                     | Non-Capital Felonies and          | 2017 | 79  | 69  | 117 | 63  | -   | -   | -   | -   | -   | -   | -   | 328      | -28%     | 328   |
|                                     |                                   | 2016 | 102 | 130 | 109 | 114 | 79  | 102 | 86  | 137 | 79  | 99  | 76  | 455      | ▼        | 1,194 |
|                                     | Other Criminally Related Matters  | 2017 | 2   | 2   | 3   | 1   | -   | -   | -   | -   | -   | -   | -   | 8        | 14%      | 8     |
|                                     |                                   | 2016 | 1   | 3   | 2   | 1   | 2   | 2   | 1   | 5   | 4   | 2   | -   | 7        | ▲        | 27    |
| Miscellaneous                       |                                   | 2017 | 44  | 37  | 42  | 33  | -   | -   | -   | -   | -   | -   | -   | 156      | 18%      | 156   |
|                                     |                                   | 2016 | 40  | 35  | 29  | 28  | 24  | 34  | 35  | 36  | 39  | 44  | 33  | 132      | ▲        | 409   |
| Other                               |                                   | 2017 | 3   | 3   | 2   | 2   | -   | -   | -   | -   | -   | -   | -   | 10       | 150%     | 10    |
|                                     |                                   | 2016 | 2   | -   | 2   | -   | -   | -   | 1   | 1   | 2   | 2   | 1   | 4        | ▲        | 15    |


January 2016 -- April 2017 Filings

## Dashboard

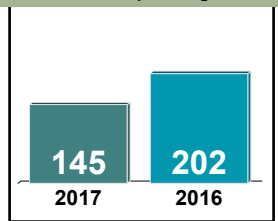
**Court:** Bland Circuit  
**Start/End Date:** Jan-16 / Apr-17  
**2016 Average Month:** 41  
**Jan-Apr 2016:** 202  
**Filings Trending:** ▼

**Circuit/Court ID:** 27  
 227021  
**Type of Case:** Filings  
**2017 Average Month:** 36  
**Jan-Apr 2017 :** 145  
**Overall AVG. Month:** 40

## Monthly Filings Summary



## Jan --- Apr Filings



## Filings by Division

|                      |      | Jan | Feb | Mar | Apr | May | Jun | Jul | Aug | Sep | Oct | Nov | Dec | Thru Apr | % Change | Total |
|----------------------|------|-----|-----|-----|-----|-----|-----|-----|-----|-----|-----|-----|-----|----------|----------|-------|
| <b>Total</b>         | 2017 | 26  | 38  | 49  | 32  | -   | -   | -   | -   | -   | -   | -   | -   | 145      | -28%     | 145   |
|                      | 2016 | 57  | 63  | 51  | 31  | 46  | 44  | 31  | 31  | 29  | 34  | 31  | 39  | 202      | ▼        | 487   |
| <b>Civil</b>         | 2017 | 5   | 5   | 7   | 4   | -   | -   | -   | -   | -   | -   | -   | -   | 21       | 24%      | 21    |
|                      | 2016 | 3   | 8   | 5   | 1   | 5   | 7   | 6   | 3   | 3   | 6   | 2   | 7   | 17       | ▲        | 56    |
| <b>Criminal</b>      | 2017 | 7   | 7   | 19  | 8   | -   | -   | -   | -   | -   | -   | -   | -   | 41       | -2%      | 41    |
|                      | 2016 | 10  | 15  | 13  | 4   | 31  | 18  | 8   | 11  | 8   | 1   | 13  | 16  | 42       | ▼        | 148   |
| <b>Miscellaneous</b> | 2017 | 13  | 26  | 21  | 20  | -   | -   | -   | -   | -   | -   | -   | -   | 80       | -44%     | 80    |
|                      | 2016 | 44  | 39  | 33  | 26  | 10  | 17  | 17  | 17  | 18  | 26  | 16  | 15  | 142      | ▼        | 278   |
| <b>Other</b>         | 2017 | 1   | -   | 2   | -   | -   | -   | -   | -   | -   | -   | -   | -   | 3        | 200%     | 3     |
|                      | 2016 | -   | 1   | -   | -   | -   | 2   | -   | -   | -   | 1   | -   | 1   | 1        | ▲        | 5     |

## Filings by Division &amp; Case Category

|                      |  | Jan  | Feb | Mar | Apr | May | Jun | Jul | Aug | Sep | Oct | Nov | Dec | Thru Apr | % Change | Total |
|----------------------|--|------|-----|-----|-----|-----|-----|-----|-----|-----|-----|-----|-----|----------|----------|-------|
| <b>Civil</b>         | <b>Administrative Law</b>                | 2017 | 1   | -   | -   | -   | -   | -   | -   | -   | -   | -   | -   | 1        | 0%       | 1     |
|                      |  | 2016 | -   | 1   | -   | -   | -   | -   | -   | -   | -   | -   | -   | 1        | ↔        | 1     |
|                      | <b>Contested Divorce</b>                 | 2017 | -   | 1   | -   | -   | -   | -   | -   | -   | -   | -   | -   | 1        | -86%     | 1     |
|                      |  | 2016 | 1   | 4   | 2   | -   | -   | 1   | -   | 1   | 2   | 1   | 1   | 7        | ▼        | 13    |
|                      | <b>Domestic and Family - Level 2</b>     | 2017 | -   | -   | -   | -   | -   | -   | -   | -   | -   | -   | -   | 0        | 0        | 0     |
|                      |  | 2016 | -   | -   | -   | -   | -   | -   | -   | -   | 1   | -   | -   | 0        | ↔        | 1     |
|                      | <b>General Civil - Level 1</b>           | 2017 | -   | -   | -   | -   | -   | -   | -   | -   | -   | -   | -   | 0        | 0        | 0     |
|                      |  | 2016 | -   | -   | -   | -   | -   | -   | -   | -   | -   | 1   | -   | 0        | ↔        | 1     |
|                      | <b>General Civil - Level 2</b>           | 2017 | 1   | 1   | 3   | 2   | -   | -   | -   | -   | -   | -   | -   | 7        | 250%     | 7     |
|                      |  | 2016 | 1   | 1   | -   | -   | 2   | 2   | 3   | 1   | -   | -   | 2   | 2        | ▲        | 12    |
| <b>Criminal</b>      | <b>General Civil - Level 3</b>           | 2017 | -   | -   | 1   | -   | -   | -   | -   | -   | -   | -   | -   | 1        | 0%       | 1     |
|                      |  | 2016 | -   | 1   | -   | -   | 1   | 1   | -   | -   | -   | -   | 1   | 1        | ↔        | 4     |
|                      | <b>Probates/Wills and Trusts - Level</b> | 2017 | -   | -   | 1   | -   | -   | -   | -   | -   | -   | -   | -   | 1        | 1        | 1     |
|                      |  | 2016 | -   | -   | -   | -   | -   | -   | -   | -   | -   | -   | -   | 0        | ↔        | 0     |
|                      | <b>Uncontested Divorce</b>               | 2017 | 3   | 3   | 2   | 2   | -   | -   | -   | -   | -   | -   | -   | 10       | 67%      | 10    |
|                      |  | 2016 | 1   | 1   | 3   | 1   | 2   | 5   | 1   | 3   | 1   | 3   | 3   | 6        | ▲        | 24    |
|                      | <b>Misdemeanor</b>                       | 2017 | 1   | -   | -   | 1   | -   | -   | -   | -   | -   | -   | -   | 2        | 100%     | 2     |
|                      |  | 2016 | -   | -   | 1   | -   | 2   | 1   | 3   | 2   | 1   | -   | 3   | 1        | ▲        | 14    |
|                      | <b>Non-Capital Felonies and</b>          | 2017 | 6   | 6   | 19  | 6   | -   | -   | -   | -   | -   | -   | -   | 37       | -10%     | 37    |
|                      |  | 2016 | 10  | 15  | 12  | 4   | 29  | 17  | 5   | 6   | 5   | 1   | 10  | 41       | ▼        | 129   |
| <b>Miscellaneous</b> | <b>Other Criminally Related Matters</b>  | 2017 | -   | 1   | -   | 1   | -   | -   | -   | -   | -   | -   | -   | 2        | 2        | 2     |
|                      |  | 2016 | -   | -   | -   | -   | -   | -   | 3   | 2   | -   | -   | -   | 0        | ↔        | 5     |
|                      | <b>Miscellaneous</b>                     | 2017 | 13  | 26  | 21  | 20  | -   | -   | -   | -   | -   | -   | -   | 80       | -44%     | 80    |
|                      |  | 2016 | 44  | 39  | 33  | 26  | 10  | 17  | 17  | 18  | 26  | 16  | 15  | 142      | ▼        | 278   |
|                      | <b>Other</b>                             | 2017 | 1   | -   | 2   | -   | -   | -   | -   | -   | -   | -   | -   | 3        | 200%     | 3     |
|                      |  | 2016 | -   | 1   | -   | -   | -   | 2   | -   | -   | 1   | -   | 1   | 1        | ▲        | 5     |

January 2016 -- April 2017 Filings

Dashboard

Court: Carroll Circuit

Circuit/Court ID: 27

Start/End Date: Jan-16 / Apr-17

227035

2016 Average Month: 248

Type of Case: Filings

Jan-Apr 2016: 1,078

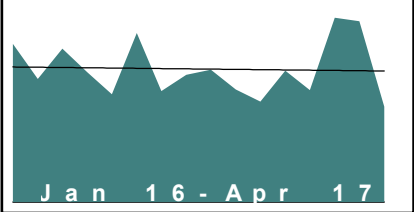
2017 Average Month:273

Filings Trending: ↔

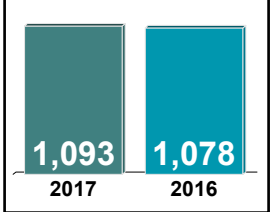
Jan-Apr 2017 : 1,093

Overall AVG. Month: 254

Monthly Filings Summary



Jan --- Apr Filings



| Filings by Division |      |     |     |     |     |     |     |     |     |     |     |     |     |          |          |       |
|---------------------|------|-----|-----|-----|-----|-----|-----|-----|-----|-----|-----|-----|-----|----------|----------|-------|
|                     |      | Jan | Feb | Mar | Apr | May | Jun | Jul | Aug | Sep | Oct | Nov | Dec | Thru Apr | % Change | Total |
| Total               | 2017 | 214 | 352 | 345 | 182 | -   | -   | -   | -   | -   | -   | -   | -   | 1,093    | 1%       | 1,093 |
|                     | 2016 | 302 | 235 | 293 | 248 | 206 | 323 | 212 | 243 | 253 | 215 | 192 | 251 | 1,078    | ▲        | 2,973 |
| Civil               | 2017 | 20  | 26  | 31  | 17  | -   | -   | -   | -   | -   | -   | -   | -   | 94       | 7%       | 94    |
|                     | 2016 | 18  | 16  | 32  | 22  | 25  | 30  | 16  | 27  | 17  | 24  | 12  | 19  | 88       | ▲        | 258   |
| Criminal            | 2017 | 85  | 186 | 135 | 71  | -   | -   | -   | -   | -   | -   | -   | -   | 477      | 15%      | 477   |
|                     | 2016 | 127 | 69  | 119 | 100 | 99  | 197 | 86  | 111 | 115 | 102 | 76  | 144 | 415      | ▲        | 1,345 |
| Miscellaneous       | 2017 | 96  | 117 | 144 | 87  | -   | -   | -   | -   | -   | -   | -   | -   | 444      | -8%      | 444   |
|                     | 2016 | 130 | 120 | 122 | 110 | 68  | 79  | 89  | 83  | 103 | 80  | 86  | 69  | 482      | ▼        | 1,139 |
| Other               | 2017 | 13  | 23  | 35  | 7   | -   | -   | -   | -   | -   | -   | -   | -   | 78       | -16%     | 78    |
|                     | 2016 | 27  | 30  | 20  | 16  | 14  | 17  | 21  | 22  | 18  | 9   | 18  | 19  | 93       | ▼        | 231   |

| Filings by Division & Case Category |                                   |      |     |     |     |     |     |     |     |     |     |     |     |          |          |       |
|-------------------------------------|-----------------------------------|------|-----|-----|-----|-----|-----|-----|-----|-----|-----|-----|-----|----------|----------|-------|
|                                     |                                   | Jan  | Feb | Mar | Apr | May | Jun | Jul | Aug | Sep | Oct | Nov | Dec | Thru Apr | % Change | Total |
| Civil                               | Administrative Law                | 2017 | -   | -   | -   | -   | -   | -   | -   | -   | -   | -   | -   | 0        | 0        | 0     |
|                                     |                                   | 2016 | -   | -   | -   | -   | 1   | -   | -   | -   | 1   | -   | -   | 0        | ↔        | 2     |
|                                     | Contested Divorce                 | 2017 | 4   | 3   | 2   | 4   | -   | -   | -   | -   | -   | -   | -   | 13       | -13%     | 13    |
|                                     |                                   | 2016 | 4   | 5   | 2   | 4   | 6   | 2   | 3   | -   | 4   | 2   | 3   | 15       | ▼        | 37    |
|                                     | Domestic and Family - Level 1     | 2017 | 2   | -   | 2   | -   | -   | -   | -   | -   | -   | -   | -   | 4        | 33%      | 4     |
|                                     |                                   | 2016 | 1   | 1   | 1   | -   | 1   | -   | 3   | -   | -   | 1   | 4   | 3        | ▲        | 12    |
|                                     | Domestic and Family - Level 2     | 2017 | 2   | 3   | 3   | 1   | -   | -   | -   | -   | -   | -   | -   | 9        | 29%      | 9     |
|                                     |                                   | 2016 | 2   | 1   | 2   | 2   | 1   | 1   | 3   | 3   | -   | 1   | 3   | 7        | ▲        | 21    |
|                                     | General Civil - Level 1           | 2017 | -   | -   | -   | -   | -   | -   | -   | -   | -   | -   | -   | 0        | -100%    | 0     |
|                                     |                                   | 2016 | -   | -   | -   | 1   | 1   | -   | 1   | 2   | -   | -   | -   | 1        | ▼        | 5     |
|                                     | General Civil - Level 2           | 2017 | 2   | 4   | 6   | 5   | -   | -   | -   | -   | -   | -   | -   | 17       | 21%      | 17    |
|                                     |                                   | 2016 | 3   | -   | 8   | 3   | 3   | 6   | 4   | 2   | 5   | 2   | 2   | 14       | ▲        | 43    |
| Criminal                            | General Civil - Level 3           | 2017 | 2   | 5   | 2   | 1   | -   | -   | -   | -   | -   | -   | -   | 10       | 25%      | 10    |
|                                     |                                   | 2016 | 1   | 1   | 4   | 2   | 2   | 6   | -   | 6   | 3   | 5   | 1   | 8        | ▲        | 33    |
|                                     | Probates/Wills and Trusts - Level | 2017 | -   | 2   | -   | -   | -   | -   | -   | -   | -   | -   | -   | 2        | -67%     | 2     |
|                                     |                                   | 2016 | 2   | 1   | 2   | 1   | 2   | 5   | 2   | 3   | -   | 1   | -   | 6        | ▼        | 21    |
|                                     | Uncontested Divorce               | 2017 | 8   | 9   | 16  | 6   | -   | -   | -   | -   | -   | -   | -   | 39       | 15%      | 39    |
|                                     |                                   | 2016 | 5   | 7   | 13  | 9   | 9   | 9   | 4   | 8   | 2   | 9   | 4   | 34       | ▲        | 84    |
|                                     | Capital Murder                    | 2017 | -   | -   | -   | -   | -   | -   | -   | -   | -   | -   | -   | 0        | 0        | 0     |
|                                     |                                   | 2016 | -   | -   | -   | -   | -   | -   | -   | -   | -   | -   | 1   | 0        | ↔        | 1     |
|                                     | Misdemeanor                       | 2017 | 12  | 15  | 14  | 5   | -   | -   | -   | -   | -   | -   | -   | 46       | -19%     | 46    |
|                                     |                                   | 2016 | 22  | 7   | 7   | 21  | 9   | 17  | 13  | 9   | 10  | 10  | 16  | 57       | ▼        | 155   |
|                                     | Non-Capital Felonies and          | 2017 | 55  | 170 | 95  | 55  | -   | -   | -   | -   | -   | -   | -   | 375      | 16%      | 375   |
|                                     |                                   | 2016 | 94  | 57  | 104 | 69  | 74  | 162 | 70  | 83  | 87  | 53  | 106 | 324      | ▲        | 1,046 |
| Miscellaneous                       | Other Criminally Related Matters  | 2017 | 18  | 1   | 26  | 11  | -   | -   | -   | -   | -   | -   | -   | 56       | 65%      | 56    |
|                                     |                                   | 2016 | 11  | 5   | 8   | 10  | 16  | 18  | 3   | 19  | 18  | 13  | 21  | 34       | ▲        | 143   |
| Other                               | Miscellaneous                     | 2017 | 96  | 117 | 144 | 87  | -   | -   | -   | -   | -   | -   | -   | 444      | -8%      | 444   |
|                                     |                                   | 2016 | 130 | 120 | 122 | 110 | 68  | 79  | 89  | 83  | 103 | 86  | 69  | 482      | ▼        | 1,139 |
| Other                               | Other                             | 2017 | 13  | 23  | 35  | 7   | -   | -   | -   | -   | -   | -   | -   | 78       | -16%     | 78    |
|                                     |                                   | 2016 | 27  | 30  | 20  | 16  | 14  | 17  | 21  | 22  | 18  | 9   | 18  | 93       | ▼        | 231   |




January 2016 -- April 2017 Filings

## Dashboard

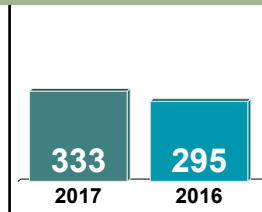
**Court:** Floyd Circuit  
**Start/End Date:** Jan-16 / Apr-17  
**2016 Average Month:** 80  
**Jan-Apr 2016:** 295  
**Filings Trending:** ▲

**Circuit/Court ID:** 27  
 227063  
**Type of Case:** Filings  
**2017 Average Month:** 83  
**Jan-Apr 2017 :** 333  
**Overall AVG. Month:** 81

## Monthly Filings Summary



## Jan --- Apr Filings



## Filings by Division

|                      |      | Jan | Feb | Mar | Apr | May | Jun | Jul | Aug | Sep | Oct | Nov | Dec | Thru Apr | % Change | Total |
|----------------------|------|-----|-----|-----|-----|-----|-----|-----|-----|-----|-----|-----|-----|----------|----------|-------|
| <b>Total</b>         | 2017 | 85  | 70  | 129 | 49  | -   | -   | -   | -   | -   | -   | -   | -   | 333      | 13%      | 333   |
|                      | 2016 | 79  | 76  | 81  | 59  | 51  | 104 | 60  | 87  | 118 | 63  | 84  | 100 | 295      | ▲        | 962   |
| <b>Civil</b>         | 2017 | 13  | 10  | 10  | 8   | -   | -   | -   | -   | -   | -   | -   | -   | 41       | 52%      | 41    |
|                      | 2016 | 9   | 4   | 6   | 8   | 11  | 11  | 12  | 7   | 5   | 10  | 10  | 11  | 27       | ▲        | 104   |
| <b>Criminal</b>      | 2017 | 33  | 14  | 81  | 7   | -   | -   | -   | -   | -   | -   | -   | -   | 135      | 145%     | 135   |
|                      | 2016 | 7   | 6   | 28  | 14  | 16  | 52  | 22  | 33  | 79  | 11  | 32  | 58  | 55       | ▲        | 358   |
| <b>Miscellaneous</b> | 2017 | 39  | 46  | 38  | 33  | -   | -   | -   | -   | -   | -   | -   | -   | 156      | -27%     | 156   |
|                      | 2016 | 63  | 66  | 47  | 37  | 24  | 41  | 26  | 47  | 34  | 42  | 42  | 30  | 213      | ▼        | 499   |
| <b>Other</b>         | 2017 | -   | -   | -   | 1   | -   | -   | -   | -   | -   | -   | -   | -   | 1        | 1        | 1     |
|                      | 2016 | -   | -   | -   | -   | -   | -   | -   | -   | -   | -   | -   | 1   | 0        | ↔        | 1     |

## Filings by Division &amp; Case Category

|                      |  | Jan  | Feb | Mar | Apr | May | Jun | Jul | Aug | Sep | Oct | Nov | Dec | Thru Apr | % Change | Total |
|----------------------|--|------|-----|-----|-----|-----|-----|-----|-----|-----|-----|-----|-----|----------|----------|-------|
| <b>Civil</b>         | <b>Contested Divorce</b>                 | 2017 | 1   | -   | 2   | 1   | -   | -   | -   | -   | -   | -   | -   | 4        | 0%       | 4     |
|                      |  | 2016 | -   | -   | 2   | 2   | -   | -   | 1   | 2   | 1   | 2   | -   | 4        | ↔        | 12    |
|                      | <b>Domestic and Family - Level 1</b>     | 2017 | 4   | 6   | -   | -   | -   | -   | -   | -   | -   | -   | -   | 10       | 67%      | 10    |
|                      |  | 2016 | 4   | 1   | -   | 1   | 2   | -   | 1   | -   | 3   | 1   | 3   | 6        | ▲        | 16    |
|                      | <b>Domestic and Family - Level 2</b>     | 2017 | 1   | -   | -   | 1   | -   | -   | -   | -   | -   | -   | -   | 2        | 2        | 2     |
|                      |  | 2016 | -   | -   | -   | -   | 1   | 1   | 1   | -   | -   | -   | 2   | 0        | ↔        | 6     |
|                      | <b>General Civil - Level 1</b>           | 2017 | -   | -   | -   | -   | -   | -   | -   | -   | -   | -   | -   | 0        | -100%    | 0     |
|                      |  | 2016 | -   | -   | 1   | -   | -   | -   | -   | -   | 1   | 1   | -   | 1        | ▼        | 3     |
|                      | <b>General Civil - Level 2</b>           | 2017 | 1   | 1   | 3   | 1   | -   | -   | -   | -   | -   | -   | -   | 6        | 50%      | 6     |
|                      |  | 2016 | 1   | 1   | 1   | 1   | 2   | 4   | 2   | 1   | 1   | 2   | 1   | 4        | ▲        | 18    |
| <b>Criminal</b>      | <b>General Civil - Level 3</b>           | 2017 | 3   | -   | -   | 4   | -   | -   | -   | -   | -   | -   | -   | 7        | 250%     | 7     |
|                      |  | 2016 | 1   | 1   | -   | -   | 4   | 4   | 3   | -   | 2   | 3   | 2   | 2        | ▲        | 20    |
|                      | <b>Probates/Wills and Trusts - Level</b> | 2017 | 2   | 1   | 1   | -   | -   | -   | -   | -   | -   | -   | -   | 4        | 100%     | 4     |
|                      |  | 2016 | -   | 1   | 1   | -   | -   | 1   | 2   | -   | 1   | -   | -   | 2        | ▲        | 6     |
|                      | <b>Uncontested Divorce</b>               | 2017 | 1   | 2   | 4   | 1   | -   | -   | -   | -   | -   | -   | -   | 8        | 0%       | 8     |
|                      |  | 2016 | 3   | -   | 1   | 4   | 1   | 3   | 2   | 2   | 1   | 1   | 3   | 8        | ↔        | 23    |
|                      | <b>Misdemeanor</b>                       | 2017 | 11  | -   | 10  | 5   | -   | -   | -   | -   | -   | -   | -   | 26       | 30%      | 26    |
|                      |  | 2016 | 5   | 2   | 2   | 11  | 3   | 6   | 11  | 10  | 9   | 6   | 4   | 20       | ▲        | 80    |
|                      | <b>Non-Capital Felonies and</b>          | 2017 | 22  | 11  | 71  | 2   | -   | -   | -   | -   | -   | -   | -   | 106      | 231%     | 106   |
|                      |  | 2016 | 2   | 2   | 26  | 2   | 13  | 39  | 8   | 21  | 69  | 2   | 26  | 32       | ▲        | 264   |
| <b>Miscellaneous</b> | <b>Other Criminally Related Matters</b>  | 2017 | -   | 3   | -   | -   | -   | -   | -   | -   | -   | -   | -   | 3        | 0%       | 3     |
|                      |  | 2016 | -   | 2   | -   | 1   | -   | 7   | 3   | 1   | -   | -   | -   | 3        | ↔        | 14    |
|                      | <b>Miscellaneous</b>                     | 2017 | 39  | 46  | 38  | 33  | -   | -   | -   | -   | -   | -   | -   | 156      | -27%     | 156   |
|                      |  | 2016 | 63  | 66  | 47  | 37  | 24  | 41  | 26  | 47  | 34  | 42  | 30  | 213      | ▼        | 499   |
|                      | <b>Other</b>                             | 2017 | -   | -   | -   | 1   | -   | -   | -   | -   | -   | -   | -   | 1        | 1        | 1     |
|                      |  | 2016 | -   | -   | -   | -   | -   | -   | -   | -   | -   | -   | 1   | 0        | ↔        | 1     |

January 2016 -- April 2017 Filings

Dashboard

Court: Giles Circuit

Circuit/Court ID: 27

Start/End Date: Jan-16 / Apr-17

227071

2016 Average Month: 101

Type of Case: Filings

Jan-Apr 2016: 421

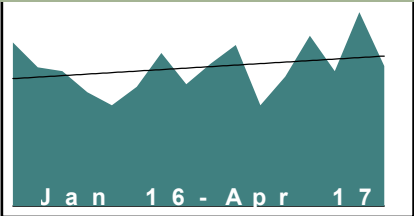
2017 Average Month:122

Filings Trending: ▲

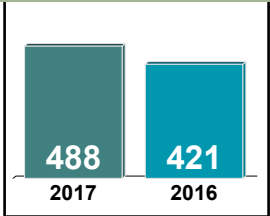
Jan-Apr 2017 : 488

Overall AVG. Month: 106

Monthly Filings Summary



Jan --- Apr Filings



| Filings by Division |      |     |     |     |     |     |     |     |     |     |     |     |     |          |          |       |
|---------------------|------|-----|-----|-----|-----|-----|-----|-----|-----|-----|-----|-----|-----|----------|----------|-------|
|                     |      | Jan | Feb | Mar | Apr | May | Jun | Jul | Aug | Sep | Oct | Nov | Dec | Thru Apr | % Change | Total |
| Total               | 2017 | 130 | 103 | 148 | 107 | -   | -   | -   | -   | -   | -   | -   | -   | 488      | 16%      | 488   |
|                     | 2016 | 125 | 106 | 103 | 87  | 77  | 91  | 117 | 93  | 109 | 123 | 77  | 99  | 421      | ▲        | 1,207 |
| Civil               | 2017 | 9   | 14  | 17  | 11  | -   | -   | -   | -   | -   | -   | -   | -   | 51       | 11%      | 51    |
|                     | 2016 | 14  | 10  | 10  | 12  | 9   | 4   | 11  | 13  | 9   | 16  | 14  | 8   | 46       | ▲        | 130   |
| Criminal            | 2017 | 79  | 35  | 74  | 57  | -   | -   | -   | -   | -   | -   | -   | -   | 245      | 52%      | 245   |
|                     | 2016 | 57  | 33  | 38  | 33  | 38  | 48  | 66  | 34  | 58  | 76  | 26  | 67  | 161      | ▲        | 574   |
| Miscellaneous       | 2017 | 41  | 54  | 57  | 39  | -   | -   | -   | -   | -   | -   | -   | -   | 191      | -11%     | 191   |
|                     | 2016 | 54  | 63  | 55  | 42  | 30  | 39  | 40  | 46  | 42  | 31  | 37  | 24  | 214      | ▼        | 503   |
| Other               | 2017 | 1   | -   | -   | -   | -   | -   | -   | -   | -   | -   | -   | -   | 1        | 1        | 1     |
|                     | 2016 | -   | -   | -   | -   | -   | -   | -   | -   | -   | -   | -   | -   | 0        | ↔        | 0     |

| Filings by Division & Case Category |                                   |      |     |     |     |     |     |     |     |     |     |     |     |          |          |       |
|-------------------------------------|-----------------------------------|------|-----|-----|-----|-----|-----|-----|-----|-----|-----|-----|-----|----------|----------|-------|
|                                     |                                   | Jan  | Feb | Mar | Apr | May | Jun | Jul | Aug | Sep | Oct | Nov | Dec | Thru Apr | % Change | Total |
| Civil                               | Administrative Law                | 2017 | -   | -   | 1   | -   | -   | -   | -   | -   | -   | -   | -   | 1        | 1        | 1     |
|                                     |                                   | 2016 | -   | -   | -   | -   | -   | -   | -   | -   | -   | -   | -   | 0        | ↔        | 0     |
|                                     | Contested Divorce                 | 2017 | 1   | 3   | 3   | 1   | -   | -   | -   | -   | -   | -   | -   | 8        | 14%      | 8     |
|                                     |                                   | 2016 | 2   | 1   | 2   | 2   | -   | 1   | 1   | 1   | -   | 3   | 2   | 7        | ▲        | 17    |
|                                     | Domestic and Family - Level 1     | 2017 | -   | -   | -   | 3   | -   | -   | -   | -   | -   | -   | -   | 3        | 3        | 3     |
|                                     |                                   | 2016 | -   | -   | -   | -   | -   | -   | -   | -   | -   | -   | 2   | 0        | ↔        | 2     |
|                                     | Domestic and Family - Level 2     | 2017 | 4   | 5   | 1   | -   | -   | -   | -   | -   | -   | -   | -   | 10       | 0%       | 10    |
|                                     |                                   | 2016 | 7   | 2   | -   | 1   | -   | 1   | -   | 1   | 1   | 2   | -   | 10       | ↔        | 15    |
|                                     | General Civil - Level 1           | 2017 | 1   | -   | -   | -   | -   | -   | -   | -   | -   | -   | -   | 1        | 1        | 1     |
|                                     |                                   | 2016 | -   | -   | -   | -   | -   | -   | -   | -   | 1   | -   | -   | 0        | ↔        | 1     |
|                                     | General Civil - Level 2           | 2017 | 1   | 2   | 2   | 2   | -   | -   | -   | -   | -   | -   | -   | 7        | 133%     | 7     |
|                                     |                                   | 2016 | -   | -   | 1   | 2   | -   | 1   | 2   | 4   | 5   | 3   | -   | 3        | ▲        | 19    |
|                                     | General Civil - Level 3           | 2017 | -   | 1   | 1   | -   | -   | -   | -   | -   | -   | -   | -   | 2        | -60%     | 2     |
|                                     |                                   | 2016 | 1   | -   | 1   | 3   | 1   | -   | 1   | -   | 3   | -   | -   | 5        | ▼        | 11    |
| Criminal                            | Probates/Wills and Trusts - Level | 2017 | -   | -   | -   | -   | -   | -   | -   | -   | -   | -   | -   | 0        | 0        | 0     |
|                                     |                                   | 2016 | -   | -   | -   | -   | 1   | -   | -   | -   | -   | -   | -   | 0        | ↔        | 1     |
|                                     | Probates/Wills and Trusts - Level | 2017 | -   | 1   | 1   | -   | -   | -   | -   | -   | -   | -   | -   | 2        | -67%     | 2     |
|                                     |                                   | 2016 | 3   | 1   | 2   | -   | -   | -   | 4   | 1   | -   | 3   | 2   | 6        | ▼        | 16    |
|                                     | Uncontested Divorce               | 2017 | 2   | 2   | 8   | 5   | -   | -   | -   | -   | -   | -   | -   | 17       | 13%      | 17    |
|                                     |                                   | 2016 | 1   | 6   | 4   | 4   | 5   | 2   | 8   | 6   | 1   | 6   | 3   | 15       | ▲        | 48    |
|                                     |                                   |      |     |     |     |     |     |     |     |     |     |     |     |          |          |       |
|                                     | Misdemeanor                       | 2017 | 20  | 10  | 22  | 11  | -   | -   | -   | -   | -   | -   | -   | 63       | 0%       | 63    |
|                                     |                                   | 2016 | 17  | 23  | 16  | 7   | 13  | 7   | 9   | 5   | 13  | 13  | 12  | 63       | ↔        | 143   |
|                                     | Non-Capital Felonies and          | 2017 | 54  | 25  | 52  | 44  | -   | -   | -   | -   | -   | -   | -   | 175      | 86%      | 175   |
| Miscellaneous                       |                                   | 2016 | 38  | 9   | 22  | 25  | 25  | 38  | 57  | 21  | 51  | 62  | 10  | 94       | ▲        | 410   |
|                                     | Other Criminally Related Matters  | 2017 | 5   | -   | -   | 2   | -   | -   | -   | -   | -   | -   | -   | 7        | 75%      | 7     |
|                                     |                                   | 2016 | 2   | 1   | -   | 1   | -   | 3   | -   | 5   | 2   | 1   | 3   | 4        | ▲        | 21    |
|                                     |                                   |      |     |     |     |     |     |     |     |     |     |     |     |          |          |       |
|                                     | Miscellaneous                     | 2017 | 41  | 54  | 57  | 39  | -   | -   | -   | -   | -   | -   | -   | 191      | -11%     | 191   |
|                                     |                                   | 2016 | 54  | 63  | 55  | 42  | 30  | 39  | 40  | 46  | 42  | 31  | 37  | 214      | ▼        | 503   |
|                                     |                                   |      |     |     |     |     |     |     |     |     |     |     |     |          |          |       |
|                                     | Other                             | 2017 | 1   | -   | -   | -   | -   | -   | -   | -   | -   | -   | -   | 1        | 1        | 1     |
|                                     |                                   | 2016 | -   | -   | -   | -   | -   | -   | -   | -   | -   | -   | -   | 0        | ↔        | 0     |
|                                     |                                   |      |     |     |     |     |     |     |     |     |     |     |     |          |          |       |


January 2016 -- April 2017 Filings

## Dashboard

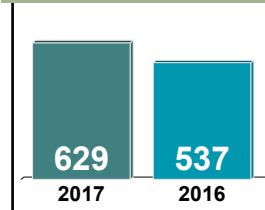
**Court:** Grayson Circuit  
**Start/End Date:** Jan-16 / Apr-17  
**2016 Average Month:** 121  
**Jan-Apr 2016:** 537  
**Filings Trending:** ▲

**Circuit/Court ID:** 27  
 227077  
**Type of Case:** Filings  
**2017 Average Month:** 157  
**Jan-Apr 2017 :** 629  
**Overall AVG. Month:** 130

## Monthly Filings Summary



## Jan --- Apr Filings



## Filings by Division

|                      |      | Jan | Feb | Mar | Apr | May | Jun | Jul | Aug | Sep | Oct | Nov | Dec | Thru Apr | % Change | Total |
|----------------------|------|-----|-----|-----|-----|-----|-----|-----|-----|-----|-----|-----|-----|----------|----------|-------|
| <b>Total</b>         | 2017 | 136 | 155 | 137 | 201 | -   | -   | -   | -   | -   | -   | -   | -   | 629      | 17%      | 629   |
|                      | 2016 | 148 | 132 | 109 | 148 | 97  | 104 | 139 | 109 | 118 | 149 | 114 | 88  | 537      | ▲        | 1,455 |
| <b>Civil</b>         | 2017 | 4   | 15  | 12  | 8   | -   | -   | -   | -   | -   | -   | -   | -   | 39       | -11%     | 39    |
|                      | 2016 | 9   | 9   | 10  | 16  | 5   | 17  | 9   | 1   | 12  | 13  | 11  | 6   | 44       | ▼        | 118   |
| <b>Criminal</b>      | 2017 | 69  | 54  | 45  | 132 | -   | -   | -   | -   | -   | -   | -   | -   | 300      | 44%      | 300   |
|                      | 2016 | 47  | 45  | 37  | 80  | 56  | 30  | 77  | 48  | 56  | 74  | 42  | 59  | 209      | ▲        | 651   |
| <b>Miscellaneous</b> | 2017 | 53  | 71  | 71  | 56  | -   | -   | -   | -   | -   | -   | -   | -   | 251      | -10%     | 251   |
|                      | 2016 | 91  | 76  | 62  | 51  | 32  | 54  | 53  | 54  | 49  | 61  | 60  | 23  | 280      | ▼        | 666   |
| <b>Other</b>         | 2017 | 10  | 15  | 9   | 5   | -   | -   | -   | -   | -   | -   | -   | -   | 39       | 875%     | 39    |
|                      | 2016 | 1   | 2   | -   | 1   | 4   | 3   | -   | 6   | 1   | 1   | 1   | -   | 4        | ▲        | 20    |

## Filings by Division &amp; Case Category

|                      |  | Jan  | Feb | Mar | Apr | May | Jun | Jul | Aug | Sep | Oct | Nov | Dec | Thru Apr | % Change | Total |
|----------------------|--|------|-----|-----|-----|-----|-----|-----|-----|-----|-----|-----|-----|----------|----------|-------|
| <b>Civil</b>         | <b>Administrative Law</b>                | 2017 | -   | -   | -   | -   | -   | -   | -   | -   | -   | -   | -   | 0        | 0        | 0     |
|                      |  | 2016 | -   | -   | -   | -   | -   | -   | -   | -   | 1   | -   | -   | 0        | ↔        | 1     |
|                      | <b>Contested Divorce</b>                 | 2017 | 1   | 1   | 3   | 1   | -   | -   | -   | -   | -   | -   | -   | 6        | -45%     | 6     |
|                      |  | 2016 | 2   | 1   | 6   | 2   | 2   | 4   | 1   | 1   | 2   | 3   | -   | 11       | ▼        | 25    |
|                      | <b>Domestic and Family - Level 2</b>     | 2017 | 1   | -   | -   | 1   | -   | -   | -   | -   | -   | -   | -   | 2        | 0%       | 2     |
|                      |  | 2016 | -   | -   | 1   | 1   | 1   | -   | -   | 1   | 1   | -   | -   | 2        | ↔        | 6     |
|                      | <b>General Civil - Level 1</b>           | 2017 | -   | -   | -   | 1   | -   | -   | -   | -   | -   | -   | -   | 1        | 1        | 1     |
|                      |  | 2016 | -   | -   | -   | -   | -   | -   | -   | -   | -   | -   | 1   | 0        | ↔        | 1     |
|                      | <b>General Civil - Level 2</b>           | 2017 | -   | 4   | 1   | 1   | -   | -   | -   | -   | -   | -   | -   | 6        | 0%       | 6     |
|                      |  | 2016 | 1   | 1   | -   | 4   | -   | 4   | 1   | -   | 3   | 4   | 2   | 6        | ↔        | 23    |
|                      | <b>General Civil - Level 3</b>           | 2017 | -   | 2   | 1   | 2   | -   | -   | -   | -   | -   | -   | -   | 5        | -17%     | 5     |
|                      |  | 2016 | 2   | 3   | -   | 1   | -   | 3   | 3   | -   | 2   | 3   | -   | 6        | ▼        | 17    |
| <b>Criminal</b>      | <b>Probates/Wills and Trusts - Level</b> | 2017 | -   | -   | -   | -   | -   | -   | -   | -   | -   | -   | -   | 0        | 0        | 0     |
|                      |  | 2016 | -   | -   | -   | -   | -   | 1   | -   | 1   | -   | -   | -   | 0        | ↔        | 2     |
|                      | <b>Probates/Wills and Trusts - Level</b> | 2017 | -   | 1   | 1   | -   | -   | -   | -   | -   | -   | -   | -   | 2        | -50%     | 2     |
|                      |  | 2016 | 2   | -   | 1   | 1   | -   | 1   | -   | 2   | -   | -   | -   | 4        | ▼        | 7     |
|                      | <b>Uncontested Divorce</b>               | 2017 | 2   | 7   | 6   | 2   | -   | -   | -   | -   | -   | -   | -   | 17       | 13%      | 17    |
|                      |  | 2016 | 2   | 4   | 2   | 7   | 2   | 4   | 3   | -   | 2   | 5   | 3   | 15       | ▲        | 36    |
|                      | <b>Misdemeanor</b>                       | 2017 | 12  | 6   | 5   | 11  | -   | -   | -   | -   | -   | -   | -   | 34       | -35%     | 34    |
|                      |  | 2016 | 9   | 10  | 15  | 18  | 13  | 6   | 10  | 17  | 11  | 18  | 9   | 52       | ▼        | 148   |
|                      | <b>Non-Capital Felonies and</b>          | 2017 | 56  | 48  | 37  | 120 | -   | -   | -   | -   | -   | -   | -   | 261      | 75%      | 261   |
|                      |  | 2016 | 38  | 30  | 21  | 60  | 41  | 24  | 66  | 29  | 45  | 48  | 31  | 149      | ▲        | 476   |
|                      | <b>Other Criminally Related Matters</b>  | 2017 | 1   | -   | 3   | 1   | -   | -   | -   | -   | -   | -   | -   | 5        | -38%     | 5     |
|                      |  | 2016 | -   | 5   | 1   | 2   | 2   | -   | 1   | 2   | -   | 8   | 2   | 8        | ▼        | 27    |
| <b>Miscellaneous</b> |  | 2017 | 53  | 71  | 71  | 56  | -   | -   | -   | -   | -   | -   | -   | 251      | -10%     | 251   |
|                      |  | 2016 | 91  | 76  | 62  | 51  | 32  | 54  | 53  | 54  | 49  | 61  | 60  | 280      | ▼        | 666   |
| <b>Other</b>         |  | 2017 | 10  | 15  | 9   | 5   | -   | -   | -   | -   | -   | -   | -   | 39       | 875%     | 39    |
|                      |  | 2016 | 1   | 2   | -   | 1   | 4   | 3   | -   | 6   | 1   | 1   | -   | 4        | ▲        | 20    |

January 2016 -- April 2017 Filings

Dashboard

Court: Montgomery Circuit  
Start/End Date: Jan-16 / Apr-17  
2016 Average Month: 440  
Jan-Apr 2016: 1,854  
Filings Trending: ⇄

Circuit/Court ID: 27  
227121  
Type of Case: Filings  
2017 Average Month: 458  
Jan-Apr 2017 : 1,830  
Overall AVG. Month: 444

Monthly Filings Summary

Jan 16 - Apr 17

Jan --- Apr Filings

1,830

1,854

2017

2016

| Filings by Division |      |     |     |     |     |     |     |     |     |     |     |     |     |          |          |       |
|---------------------|------|-----|-----|-----|-----|-----|-----|-----|-----|-----|-----|-----|-----|----------|----------|-------|
|                     |      | Jan | Feb | Mar | Apr | May | Jun | Jul | Aug | Sep | Oct | Nov | Dec | Thru Apr | % Change | Total |
| Total               | 2017 | 426 | 535 | 484 | 385 | -   | -   | -   | -   | -   | -   | -   | -   | 1,830    | -1%      | 1,830 |
|                     | 2016 | 415 | 551 | 463 | 425 | 474 | 410 | 362 | 492 | 446 | 462 | 402 | 378 | 1,854    | ▼        | 5,280 |
| Civil               | 2017 | 43  | 57  | 63  | 43  | -   | -   | -   | -   | -   | -   | -   | -   | 206      | 13%      | 206   |
|                     | 2016 | 39  | 59  | 44  | 40  | 58  | 51  | 34  | 43  | 56  | 47  | 34  | 44  | 182      | ▲        | 549   |
| Criminal            | 2017 | 158 | 291 | 140 | 126 | -   | -   | -   | -   | -   | -   | -   | -   | 715      | 1%       | 715   |
|                     | 2016 | 120 | 244 | 171 | 171 | 245 | 141 | 126 | 266 | 201 | 217 | 194 | 176 | 706      | ▲        | 2,272 |
| Miscellaneous       | 2017 | 165 | 139 | 182 | 157 | -   | -   | -   | -   | -   | -   | -   | -   | 643      | -8%      | 643   |
|                     | 2016 | 196 | 165 | 179 | 160 | 129 | 138 | 146 | 130 | 137 | 163 | 131 | 122 | 700      | ▼        | 1,796 |
| Other               | 2017 | 60  | 48  | 99  | 59  | -   | -   | -   | -   | -   | -   | -   | -   | 266      | 0%       | 266   |
|                     | 2016 | 60  | 83  | 69  | 54  | 42  | 80  | 56  | 53  | 52  | 35  | 43  | 36  | 266      | ↔        | 663   |

| Filings by Division & Case Category |                                   |      |     |     |     |     |     |     |     |     |     |     |     |          |          |       |
|-------------------------------------|-----------------------------------|------|-----|-----|-----|-----|-----|-----|-----|-----|-----|-----|-----|----------|----------|-------|
|                                     |                                   | Jan  | Feb | Mar | Apr | May | Jun | Jul | Aug | Sep | Oct | Nov | Dec | Thru Apr | % Change | Total |
| Civil                               | Administrative Law                | 2017 | -   | 1   | 2   | 2   | -   | -   | -   | -   | -   | -   | -   | 5        | 150%     | 5     |
|                                     |                                   | 2016 | 1   | 1   | -   | -   | -   | 1   | -   | -   | 1   | -   | -   | 2        | ▲        | 5     |
|                                     | Contested Divorce                 | 2017 | 4   | 8   | 12  | 4   | -   | -   | -   | -   | -   | -   | -   | 28       | -10%     | 28    |
|                                     |                                   | 2016 | 8   | 11  | 7   | 5   | 7   | 4   | 3   | 7   | 10  | 8   | 3   | 31       | ▼        | 82    |
|                                     | Domestic and Family - Level 1     | 2017 | -   | 4   | 2   | 2   | -   | -   | -   | -   | -   | -   | -   | 8        | 0%       | 8     |
|                                     |                                   | 2016 | 3   | 4   | -   | 1   | 2   | 4   | 2   | 1   | 3   | 1   | -   | 8        | ↔        | 24    |
|                                     | Domestic and Family - Level 2     | 2017 | 3   | 7   | 5   | 2   | -   | -   | -   | -   | -   | -   | -   | 17       | 70%      | 17    |
|                                     |                                   | 2016 | 1   | 4   | 3   | 2   | 2   | 7   | 2   | -   | 8   | 5   | 3   | 10       | ▲        | 38    |
|                                     | General Civil - Level 1           | 2017 | -   | 1   | 1   | 1   | -   | -   | -   | -   | -   | -   | -   | 3        | -25%     | 3     |
|                                     |                                   | 2016 | -   | 1   | 2   | 1   | 1   | -   | 1   | -   | 1   | -   | -   | 4        | ▼        | 7     |
|                                     | General Civil - Level 2           | 2017 | 13  | 12  | 18  | 11  | -   | -   | -   | -   | -   | -   | -   | 54       | 42%      | 54    |
|                                     |                                   | 2016 | 5   | 15  | 8   | 10  | 13  | 12  | 6   | 17  | 7   | 11  | 5   | 38       | ▲        | 120   |
| Criminal                            | General Civil - Level 3           | 2017 | 2   | 3   | 4   | 3   | -   | -   | -   | -   | -   | -   | -   | 12       | -8%      | 12    |
|                                     |                                   | 2016 | 2   | 4   | 4   | 3   | 5   | 7   | 4   | 3   | 2   | 5   | 3   | 13       | ▼        | 47    |
|                                     | Probates/Wills and Trusts - Level | 2017 | -   | -   | -   | -   | -   | -   | -   | -   | -   | -   | -   | 0        | -100%    | 0     |
|                                     |                                   | 2016 | 3   | -   | -   | -   | -   | 1   | -   | -   | -   | -   | -   | 3        | ▼        | 4     |
|                                     | Probates/Wills and Trusts - Level | 2017 | 3   | 2   | 3   | 2   | -   | -   | -   | -   | -   | -   | -   | 10       | -33%     | 10    |
|                                     |                                   | 2016 | 4   | 5   | 3   | 3   | 5   | 4   | 4   | 3   | 1   | 4   | 1   | 15       | ▼        | 39    |
|                                     | Uncontested Divorce               | 2017 | 18  | 19  | 16  | 16  | -   | -   | -   | -   | -   | -   | -   | 69       | 19%      | 69    |
|                                     |                                   | 2016 | 12  | 14  | 17  | 15  | 23  | 12  | 11  | 12  | 24  | 11  | 17  | 58       | ▲        | 183   |
|                                     | Capital Murder                    | 2017 | 2   | -   | -   | -   | -   | -   | -   | -   | -   | -   | -   | 2        | 2        | 2     |
|                                     |                                   | 2016 | -   | -   | -   | -   | -   | -   | -   | -   | -   | -   | 2   | 0        | ↔        | 2     |
|                                     | Misdemeanor                       | 2017 | 42  | 36  | 37  | 27  | -   | -   | -   | -   | -   | -   | -   | 142      | -15%     | 142   |
|                                     |                                   | 2016 | 28  | 58  | 45  | 37  | 52  | 25  | 18  | 59  | 27  | 37  | 48  | 168      | ▼        | 466   |
| Miscellaneous                       | Non-Capital Felonies and          | 2017 | 111 | 249 | 94  | 93  | -   | -   | -   | -   | -   | -   | -   | 547      | 9%       | 547   |
|                                     |                                   | 2016 | 89  | 175 | 112 | 125 | 187 | 99  | 97  | 200 | 172 | 157 | 118 | 501      | ▲        | 1,704 |
|                                     | Other Criminally Related Matters  | 2017 | 3   | 6   | 9   | 6   | -   | -   | -   | -   | -   | -   | -   | 24       | -35%     | 24    |
|                                     |                                   | 2016 | 3   | 11  | 14  | 9   | 6   | 17  | 11  | 7   | 2   | 7   | 5   | 37       | ▼        | 100   |
|                                     | Miscellaneous                     | 2017 | 165 | 139 | 182 | 157 | -   | -   | -   | -   | -   | -   | -   | 643      | -8%      | 643   |
|                                     |                                   | 2016 | 196 | 165 | 179 | 160 | 129 | 138 | 146 | 130 | 137 | 163 | 131 | 700      | ▼        | 1,796 |
|                                     | Other                             | 2017 | 60  | 48  | 99  | 59  | -   | -   | -   | -   | -   | -   | -   | 266      | 0%       | 266   |
|                                     |                                   | 2016 | 60  | 83  | 69  | 54  | 42  | 80  | 56  | 53  | 52  | 35  | 43  | 266      | ↔        | 663   |
|                                     |                                   |      |     |     |     |     |     |     |     |     |     |     |     |          |          |       |
|                                     |                                   |      |     |     |     |     |     |     |     |     |     |     |     |          |          |       |
|                                     |                                   |      |     |     |     |     |     |     |     |     |     |     |     |          |          |       |

January 2016 -- April 2017 Filings

Dashboard

Court: Pulaski Circuit

Circuit/Court ID: 27

Start/End Date: Jan-16 / Apr-17

227155

2016 Average Month: 262

Type of Case: Filings

Jan-Apr 2016: 1,261

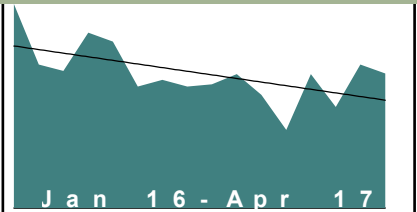
2017 Average Month: 245

Filings Trending: ▼

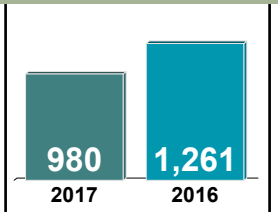
Jan-Apr 2017 : 980

Overall AVG. Month: 258

Monthly Filings Summary



Jan --- Apr Filings



| Filings by Division |      |     |     |     |     |     |     |     |     |     |     |     |     |          |          |       |
|---------------------|------|-----|-----|-----|-----|-----|-----|-----|-----|-----|-----|-----|-----|----------|----------|-------|
|                     |      | Jan | Feb | Mar | Apr | May | Jun | Jul | Aug | Sep | Oct | Nov | Dec | Thru Apr | % Change | Total |
| Total               | 2017 | 256 | 193 | 274 | 257 | -   | -   | -   | -   | -   | -   | -   | -   | 980      | -22%     | 980   |
|                     | 2016 | 390 | 274 | 262 | 335 | 318 | 232 | 245 | 232 | 236 | 256 | 216 | 149 | 1,261    | ▼        | 3,145 |
| Civil               | 2017 | 18  | 15  | 31  | 21  | -   | -   | -   | -   | -   | -   | -   | -   | 85       | -10%     | 85    |
|                     | 2016 | 15  | 33  | 27  | 19  | 19  | 21  | 15  | 23  | 25  | 21  | 11  | 10  | 94       | ▼        | 239   |
| Criminal            | 2017 | 148 | 78  | 128 | 145 | -   | -   | -   | -   | -   | -   | -   | -   | 499      | -27%     | 499   |
|                     | 2016 | 261 | 90  | 96  | 235 | 216 | 99  | 131 | 90  | 104 | 132 | 106 | 75  | 682      | ▼        | 1,635 |
| Miscellaneous       | 2017 | 75  | 74  | 95  | 78  | -   | -   | -   | -   | -   | -   | -   | -   | 322      | -22%     | 322   |
|                     | 2016 | 93  | 133 | 123 | 62  | 55  | 91  | 80  | 97  | 80  | 95  | 83  | 45  | 411      | ▼        | 1,037 |
| Other               | 2017 | 15  | 26  | 20  | 13  | -   | -   | -   | -   | -   | -   | -   | -   | 74       | 0%       | 74    |
|                     | 2016 | 21  | 18  | 16  | 19  | 28  | 21  | 19  | 22  | 27  | 8   | 16  | 19  | 74       | ↔        | 234   |

| Filings by Division & Case Category |                                   |      |     |     |     |     |     |     |     |     |     |     |     |          |          |       |
|-------------------------------------|-----------------------------------|------|-----|-----|-----|-----|-----|-----|-----|-----|-----|-----|-----|----------|----------|-------|
|                                     |                                   | Jan  | Feb | Mar | Apr | May | Jun | Jul | Aug | Sep | Oct | Nov | Dec | Thru Apr | % Change | Total |
| Civil                               | Administrative Law                | 2017 | -   | 1   | -   | -   | -   | -   | -   | -   | -   | -   | -   | 1        | 1        | 1     |
|                                     |                                   | 2016 | -   | -   | -   | -   | -   | -   | -   | -   | -   | -   | -   | 0        | ↔        | 0     |
|                                     | Contested Divorce                 | 2017 | 3   | 1   | 9   | 2   | -   | -   | -   | -   | -   | -   | -   | 15       | -25%     | 15    |
|                                     |                                   | 2016 | 4   | 10  | 5   | 1   | 5   | 4   | 3   | 5   | 3   | 3   | 7   | 20       | ▼        | 54    |
|                                     | Domestic and Family - Level 2     | 2017 | -   | -   | 3   | 4   | -   | -   | -   | -   | -   | -   | -   | 7        | 17%      | 7     |
|                                     |                                   | 2016 | -   | 3   | 3   | -   | -   | -   | 1   | 3   | 1   | 1   | -   | 6        | ▲        | 12    |
|                                     | General Civil - Level 1           | 2017 | -   | -   | 2   | -   | -   | -   | -   | -   | -   | -   | -   | 2        | 100%     | 2     |
|                                     |                                   | 2016 | 1   | -   | -   | -   | -   | -   | -   | 1   | 2   | -   | -   | 1        | ▲        | 4     |
|                                     | General Civil - Level 2           | 2017 | 2   | 2   | 3   | 3   | -   | -   | -   | -   | -   | -   | -   | 10       | -38%     | 10    |
|                                     |                                   | 2016 | 2   | 3   | 4   | 7   | 2   | 4   | 3   | 5   | 5   | 2   | -   | 16       | ▼        | 43    |
| Criminal                            | General Civil - Level 3           | 2017 | 2   | -   | 1   | 2   | -   | -   | -   | -   | -   | -   | -   | 5        | -72%     | 5     |
|                                     |                                   | 2016 | 3   | 7   | 3   | 5   | 3   | 3   | 2   | 4   | 1   | 1   | -   | 18       | ▼        | 33    |
|                                     | Probates/Wills and Trusts - Level | 2017 | 2   | -   | 1   | 2   | -   | -   | -   | -   | -   | -   | -   | 5        | 67%      | 5     |
|                                     |                                   | 2016 | -   | -   | -   | 3   | 1   | -   | 4   | 1   | 1   | 3   | 1   | 3        | ▲        | 14    |
|                                     | Uncontested Divorce               | 2017 | 9   | 11  | 12  | 8   | -   | -   | -   | -   | -   | -   | -   | 40       | 33%      | 40    |
|                                     |                                   | 2016 | 5   | 10  | 12  | 3   | 8   | 10  | 6   | 5   | 9   | 8   | 1   | 30       | ▲        | 79    |
|                                     | Misdemeanor                       | 2017 | 21  | 8   | 25  | 30  | -   | -   | -   | -   | -   | -   | -   | 84       | -27%     | 84    |
|                                     |                                   | 2016 | 27  | 16  | 28  | 44  | 38  | 14  | 15  | 17  | 19  | 14  | 13  | 115      | ▼        | 271   |
|                                     | Non-Capital Felonies and          | 2017 | 124 | 61  | 93  | 108 | -   | -   | -   | -   | -   | -   | -   | 386      | -29%     | 386   |
|                                     |                                   | 2016 | 229 | 67  | 61  | 184 | 169 | 72  | 110 | 55  | 84  | 98  | 87  | 541      | ▼        | 1,273 |
| Other                               | Other Criminally Related Matters  | 2017 | 3   | 9   | 10  | 7   | -   | -   | -   | -   | -   | -   | -   | 29       | 12%      | 29    |
|                                     |                                   | 2016 | 5   | 7   | 7   | 7   | 9   | 13  | 6   | 9   | 3   | 15  | 5   | 26       | ▲        | 91    |
| Miscellaneous                       |                                   | 2017 | 75  | 74  | 95  | 78  | -   | -   | -   | -   | -   | -   | -   | 322      | -22%     | 322   |
|                                     |                                   | 2016 | 93  | 133 | 123 | 62  | 55  | 91  | 80  | 97  | 80  | 95  | 83  | 411      | ▼        | 1,037 |
| Other                               |                                   | 2017 | 15  | 26  | 20  | 13  | -   | -   | -   | -   | -   | -   | -   | 74       | 0%       | 74    |
|                                     |                                   | 2016 | 21  | 18  | 16  | 19  | 28  | 21  | 19  | 22  | 27  | 8   | 16  | 74       | ↔        | 234   |

January 2016 -- April 2017 Filings

Dashboard

Court: Wythe Circuit

Start/End Date: Jan-16 / Apr-17

2016 Average Month: 226

Jan-Apr 2016: 1,043

Filings Trending: ▼

Circuit/Court ID: 27

227197


Type of Case: Filings

2017 Average Month:227

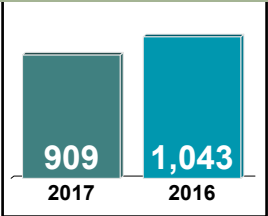
Jan-Apr 2017 : 909

Overall AVG. Month: 226

Monthly Filings Summary



Jan --- Apr Filings



| Filings by Division |      |     |     |     |     |     |     |     |     |     |     |     |     |          |          |       |
|---------------------|------|-----|-----|-----|-----|-----|-----|-----|-----|-----|-----|-----|-----|----------|----------|-------|
|                     |      | Jan | Feb | Mar | Apr | May | Jun | Jul | Aug | Sep | Oct | Nov | Dec | Thru Apr | % Change | Total |
| Total               | 2017 | 207 | 198 | 235 | 269 | -   | -   | -   | -   | -   | -   | -   | -   | 909      | -13%     | 909   |
|                     | 2016 | 269 | 202 | 237 | 335 | 187 | 237 | 264 | 257 | 138 | 221 | 200 | 162 | 1,043    | ▼        | 2,709 |
| Civil               | 2017 | 23  | 24  | 34  | 10  | -   | -   | -   | -   | -   | -   | -   | -   | 91       | -1%      | 91    |
|                     | 2016 | 21  | 23  | 28  | 20  | 21  | 19  | 16  | 30  | 21  | 24  | 21  | 24  | 92       | ▼        | 268   |
| Criminal            | 2017 | 129 | 87  | 88  | 199 | -   | -   | -   | -   | -   | -   | -   | -   | 503      | 0%       | 503   |
|                     | 2016 | 116 | 56  | 86  | 246 | 103 | 106 | 163 | 149 | 49  | 137 | 92  | 93  | 504      | ▼        | 1,396 |
| Miscellaneous       | 2017 | 55  | 87  | 103 | 57  | -   | -   | -   | -   | -   | -   | -   | -   | 302      | -30%     | 302   |
|                     | 2016 | 127 | 123 | 115 | 69  | 61  | 110 | 85  | 77  | 67  | 60  | 87  | 44  | 434      | ▼        | 1,025 |
| Other               | 2017 | -   | -   | 10  | 3   | -   | -   | -   | -   | -   | -   | -   | -   | 13       | 0%       | 13    |
|                     | 2016 | 5   | -   | 8   | -   | 2   | 2   | -   | 1   | 1   | -   | -   | 1   | 13       | ↔        | 20    |

| Filings by Division & Case Category |                                   |      |     |     |     |     |     |     |     |     |     |     |     |          |          |       |
|-------------------------------------|-----------------------------------|------|-----|-----|-----|-----|-----|-----|-----|-----|-----|-----|-----|----------|----------|-------|
|                                     |                                   | Jan  | Feb | Mar | Apr | May | Jun | Jul | Aug | Sep | Oct | Nov | Dec | Thru Apr | % Change | Total |
| Civil                               | Administrative Law                | 2017 | -   | -   | -   | -   | -   | -   | -   | -   | -   | -   | -   | 0        | 0        | 0     |
|                                     |                                   | 2016 | -   | -   | -   | -   | -   | -   | 1   | -   | 1   | -   | -   | 0        | ↔        | 2     |
|                                     | Contested Divorce                 | 2017 | 2   | 3   | 6   | 2   | -   | -   | -   | -   | -   | -   | -   | 13       | -46%     | 13    |
|                                     |                                   | 2016 | 4   | 6   | 9   | 5   | 2   | 2   | 4   | 4   | 6   | 4   | 4   | 24       | ▼        | 54    |
|                                     | Domestic and Family - Level 1     | 2017 | -   | -   | 2   | -   | -   | -   | -   | -   | -   | -   | -   | 2        | -33%     | 2     |
|                                     |                                   | 2016 | 1   | -   | 1   | 1   | -   | -   | 1   | -   | -   | 2   | 2   | 3        | ▼        | 8     |
|                                     | Domestic and Family - Level 2     | 2017 | 1   | -   | 2   | -   | -   | -   | -   | -   | -   | -   | -   | 3        | -40%     | 3     |
|                                     |                                   | 2016 | 1   | -   | 1   | 3   | 1   | 1   | 3   | 1   | -   | 2   | -   | 5        | ▼        | 13    |
|                                     | General Civil - Level 1           | 2017 | -   | -   | 1   | -   | -   | -   | -   | -   | -   | -   | -   | 1        | 1        | 1     |
|                                     |                                   | 2016 | -   | -   | -   | -   | -   | -   | 1   | -   | -   | -   | -   | 0        | ↔        | 1     |
|                                     | General Civil - Level 2           | 2017 | 8   | 6   | 9   | 4   | -   | -   | -   | -   | -   | -   | -   | 27       | 108%     | 27    |
|                                     |                                   | 2016 | 4   | 4   | 5   | -   | 4   | 3   | 3   | 2   | 2   | 3   | 5   | 13       | ▲        | 38    |
| Criminal                            | General Civil - Level 3           | 2017 | 1   | 4   | 3   | -   | -   | -   | -   | -   | -   | -   | -   | 8        | -11%     | 8     |
|                                     |                                   | 2016 | 4   | 2   | 1   | 2   | 5   | 4   | 3   | 9   | 3   | 3   | 2   | 9        | ▼        | 43    |
|                                     | Probates/Wills and Trusts - Level | 2017 | 1   | 1   | -   | -   | -   | -   | -   | -   | -   | -   | -   | 2        | -50%     | 2     |
|                                     |                                   | 2016 | 2   | 1   | -   | 1   | -   | 3   | 2   | -   | 1   | -   | -   | 4        | ▼        | 10    |
|                                     | Uncontested Divorce               | 2017 | 10  | 10  | 11  | 4   | -   | -   | -   | -   | -   | -   | -   | 35       | 3%       | 35    |
|                                     |                                   | 2016 | 5   | 10  | 11  | 8   | 9   | 10  | 2   | 6   | 9   | 11  | 11  | 34       | ▲        | 99    |
|                                     | Misdemeanor                       | 2017 | 22  | 22  | 19  | 22  | -   | -   | -   | -   | -   | -   | -   | 85       | 73%      | 85    |
|                                     |                                   | 2016 | 9   | 12  | 12  | 16  | 14  | 11  | 22  | 17  | 8   | 25  | 26  | 49       | ▲        | 194   |
|                                     | Non-Capital Felonies and          | 2017 | 99  | 62  | 65  | 170 | -   | -   | -   | -   | -   | -   | -   | 396      | -9%      | 396   |
|                                     |                                   | 2016 | 104 | 40  | 68  | 224 | 79  | 89  | 135 | 118 | 37  | 109 | 62  | 436      | ▼        | 1,125 |
|                                     | Other Criminally Related Matters  | 2017 | 8   | 3   | 4   | 7   | -   | -   | -   | -   | -   | -   | -   | 22       | 16%      | 22    |
|                                     |                                   | 2016 | 3   | 4   | 6   | 6   | 10  | 6   | 14  | 4   | 3   | 4   | 11  | 19       | ▲        | 77    |
| Miscellaneous                       |                                   | 2017 | 55  | 87  | 103 | 57  | -   | -   | -   | -   | -   | -   | -   | 302      | -30%     | 302   |
|                                     |                                   | 2016 | 127 | 123 | 115 | 69  | 61  | 110 | 85  | 77  | 60  | 87  | 44  | 434      | ▼        | 1,025 |
| Other                               |                                   | 2017 | -   | -   | 10  | 3   | -   | -   | -   | -   | -   | -   | -   | 13       | 0%       | 13    |
|                                     |                                   | 2016 | 5   | -   | 8   | -   | 2   | 2   | -   | 1   | 1   | -   | 1   | 13       | ↔        | 20    |

January 2016 -- April 2017 Filings

Dashboard

Court: Radford Circuit

Start/End Date: Jan-16 / Apr-17

2016 Average Month: 91

Jan-Apr 2016: 398

Filings Trending: ▼

Circuit/Court ID: 27

227750


Type of Case: Filings

2017 Average Month:83

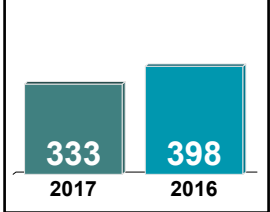
Jan-Apr 2017 : 333

Overall AVG. Month: 89

Monthly Filings Summary



Jan --- Apr Filings



| Filings by Division |      |     |     |     |     |     |     |     |     |     |     |     |     |          |          |       |
|---------------------|------|-----|-----|-----|-----|-----|-----|-----|-----|-----|-----|-----|-----|----------|----------|-------|
|                     |      | Jan | Feb | Mar | Apr | May | Jun | Jul | Aug | Sep | Oct | Nov | Dec | Thru Apr | % Change | Total |
| Total               | 2017 | 45  | 72  | 168 | 48  | -   | -   | -   | -   | -   | -   | -   | -   | 333      | -16%     | 333   |
|                     | 2016 | 70  | 92  | 188 | 48  | 58  | 142 | 76  | 56  | 85  | 54  | 82  | 140 | 398      | ▼        | 1,091 |
| Civil               | 2017 | 6   | 8   | 8   | 5   | -   | -   | -   | -   | -   | -   | -   | -   | 27       | -41%     | 27    |
|                     | 2016 | 25  | 13  | 6   | 2   | 8   | 3   | 6   | 7   | 3   | 8   | 5   | 2   | 46       | ▼        | 88    |
| Criminal            | 2017 | 10  | 37  | 133 | 24  | -   | -   | -   | -   | -   | -   | -   | -   | 204      | -12%     | 204   |
|                     | 2016 | 21  | 45  | 146 | 21  | 27  | 120 | 46  | 21  | 50  | 32  | 50  | 116 | 233      | ▼        | 695   |
| Miscellaneous       | 2017 | 29  | 26  | 27  | 18  | -   | -   | -   | -   | -   | -   | -   | -   | 100      | -16%     | 100   |
|                     | 2016 | 24  | 34  | 36  | 25  | 22  | 18  | 24  | 27  | 32  | 14  | 27  | 21  | 119      | ▼        | 304   |
| Other               | 2017 | -   | 1   | -   | 1   | -   | -   | -   | -   | -   | -   | -   | -   | 2        | 2        | 2     |
|                     | 2016 | -   | -   | -   | -   | 1   | 1   | -   | 1   | -   | -   | -   | 1   | 0        | ↔        | 4     |

| Filings by Division & Case Category |                                   |      |     |     |     |     |     |     |     |     |     |     |     |          |          |       |
|-------------------------------------|-----------------------------------|------|-----|-----|-----|-----|-----|-----|-----|-----|-----|-----|-----|----------|----------|-------|
|                                     |                                   | Jan  | Feb | Mar | Apr | May | Jun | Jul | Aug | Sep | Oct | Nov | Dec | Thru Apr | % Change | Total |
| Civil                               | Administrative Law                | 2017 | -   | -   | -   | -   | -   | -   | -   | -   | -   | -   | -   | 0        | 0        | 0     |
|                                     |                                   | 2016 | -   | -   | -   | -   | -   | 1   | -   | -   | -   | -   | -   | 0        | ↔        | 1     |
|                                     | Contested Divorce                 | 2017 | 1   | 1   | 1   | -   | -   | -   | -   | -   | -   | -   | -   | 3        | -25%     | 3     |
|                                     |                                   | 2016 | 2   | -   | 1   | 1   | 1   | -   | 1   | -   | 2   | -   | -   | 4        | ▼        | 9     |
|                                     | Domestic and Family - Level 2     | 2017 | -   | 1   | -   | -   | -   | -   | -   | -   | -   | -   | -   | 1        | 0%       | 1     |
|                                     |                                   | 2016 | -   | 1   | -   | -   | 2   | -   | 1   | 1   | 1   | -   | 1   | 1        | ↔        | 7     |
|                                     | General Civil - Level 1           | 2017 | -   | -   | -   | -   | -   | -   | -   | -   | -   | -   | -   | 0        | -100%    | 0     |
|                                     |                                   | 2016 | -   | -   | 1   | -   | -   | -   | -   | -   | 1   | -   | -   | 1        | ▼        | 2     |
|                                     | General Civil - Level 2           | 2017 | -   | 3   | 4   | 1   | -   | -   | -   | -   | -   | -   | -   | 8        | 60%      | 8     |
|                                     |                                   | 2016 | 2   | 1   | 2   | -   | 2   | 1   | 1   | -   | 1   | 1   | 1   | 5        | ▲        | 12    |
| Criminal                            | General Civil - Level 3           | 2017 | 3   | 1   | 1   | -   | -   | -   | -   | -   | -   | -   | -   | 5        | -83%     | 5     |
|                                     |                                   | 2016 | 20  | 10  | -   | -   | 3   | -   | 2   | 1   | -   | 1   | -   | 30       | ▼        | 37    |
|                                     | Probates/Wills and Trusts - Level | 2017 | 1   | -   | -   | -   | -   | -   | -   | -   | -   | -   | -   | 1        | 0%       | 1     |
|                                     |                                   | 2016 | -   | -   | 1   | -   | -   | -   | -   | -   | -   | -   | -   | 1        | ↔        | 1     |
|                                     | Uncontested Divorce               | 2017 | 1   | 2   | 2   | 4   | -   | -   | -   | -   | -   | -   | -   | 9        | 125%     | 9     |
|                                     |                                   | 2016 | 1   | 1   | 1   | 1   | 2   | -   | 2   | 3   | 3   | 3   | -   | 4        | ▲        | 19    |
|                                     | Misdemeanor                       | 2017 | 3   | 10  | 57  | 9   | -   | -   | -   | -   | -   | -   | -   | 79       | 163%     | 79    |
|                                     |                                   | 2016 | 9   | 4   | 9   | 8   | 12  | 33  | 4   | 5   | 4   | 9   | 14  | 30       | ▲        | 146   |
|                                     | Non-Capital Felonies and          | 2017 | 5   | 22  | 70  | 9   | -   | -   | -   | -   | -   | -   | -   | 106      | -46%     | 106   |
|                                     |                                   | 2016 | 11  | 39  | 132 | 13  | 10  | 83  | 40  | 15  | 44  | 17  | 31  | 195      | ▼        | 511   |
| Miscellaneous                       | Other Criminally Related Matters  | 2017 | 2   | 5   | 6   | 6   | -   | -   | -   | -   | -   | -   | -   | 19       | 138%     | 19    |
|                                     |                                   | 2016 | 1   | 2   | 5   | -   | 5   | 4   | 2   | 1   | 2   | 6   | 5   | 8        | ▲        | 38    |
| Other                               | Miscellaneous                     | 2017 | 29  | 26  | 27  | 18  | -   | -   | -   | -   | -   | -   | -   | 100      | -16%     | 100   |
|                                     |                                   | 2016 | 24  | 34  | 36  | 25  | 22  | 18  | 24  | 27  | 32  | 14  | 27  | 119      | ▼        | 304   |
|                                     | Other                             | 2017 | -   | 1   | -   | 1   | -   | -   | -   | -   | -   | -   | -   | 2        | 2        | 2     |
|                                     |                                   | 2016 | -   | -   | -   | -   | 1   | 1   | -   | 1   | -   | -   | 1   | 0        | ↔        | 4     |


January 2016 -- April 2017 Filings

## Dashboard

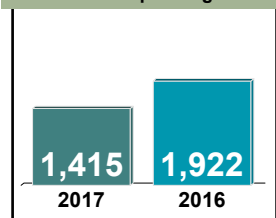
Court: Smyth Circuit  
 Start/End Date: Jan-16 / Apr-17  
 2016 Average Month: 388  
 Jan-Apr 2016: 1,922  
 Filings Trending: ▼

Circuit/Court ID: 28  
 228173  
 Type of Case: Filings  
 2017 Average Month: 354  
 Jan-Apr 2017 : 1,415  
 Overall AVG. Month: 379

## Monthly Filings Summary



## Jan --- Apr Filings



## Filings by Division

|                      |      | Jan | Feb | Mar | Apr | May | Jun | Jul | Aug | Sep | Oct | Nov | Dec | Thru Apr | % Change | Total |
|----------------------|------|-----|-----|-----|-----|-----|-----|-----|-----|-----|-----|-----|-----|----------|----------|-------|
| <b>Total</b>         | 2017 | 512 | 262 | 494 | 147 | -   | -   | -   | -   | -   | -   | -   | -   | 1,415    | -26%     | 1,415 |
|                      | 2016 | 602 | 428 | 501 | 391 | 226 | 402 | 250 | 503 | 236 | 243 | 276 | 595 | 1,922    | ▼        | 4,653 |
| <b>Civil</b>         | 2017 | 25  | 17  | 29  | 32  | -   | -   | -   | -   | -   | -   | -   | -   | 103      | 0%       | 103   |
|                      | 2016 | 16  | 36  | 33  | 18  | 25  | 26  | 26  | 34  | 28  | 34  | 27  | 26  | 103      | ↔        | 329   |
| <b>Criminal</b>      | 2017 | 63  | 114 | 311 | 51  | -   | -   | -   | -   | -   | -   | -   | -   | 539      | 31%      | 539   |
|                      | 2016 | 48  | 119 | 188 | 57  | 72  | 236 | 71  | 132 | 72  | 76  | 85  | 134 | 412      | ▲        | 1,290 |
| <b>Miscellaneous</b> | 2017 | 74  | 84  | 68  | 40  | -   | -   | -   | -   | -   | -   | -   | -   | 266      | -29%     | 266   |
|                      | 2016 | 119 | 108 | 80  | 70  | 47  | 60  | 88  | 69  | 73  | 67  | 62  | 56  | 377      | ▼        | 899   |
| <b>Other</b>         | 2017 | 350 | 47  | 86  | 24  | -   | -   | -   | -   | -   | -   | -   | -   | 507      | -51%     | 507   |
|                      | 2016 | 419 | 165 | 200 | 246 | 82  | 80  | 65  | 268 | 63  | 66  | 102 | 379 | 1,030    | ▼        | 2,135 |

## Filings by Division &amp; Case Category

|                      |                                   | Jan  | Feb | Mar | Apr | May | Jun | Jul | Aug | Sep | Oct | Nov | Dec | Thru Apr | % Change | Total |
|----------------------|-----------------------------------|------|-----|-----|-----|-----|-----|-----|-----|-----|-----|-----|-----|----------|----------|-------|
| <b>Civil</b>         | Administrative Law                | 2017 | -   | -   | -   | -   | -   | -   | -   | -   | -   | -   | -   | 0        | 0        | 0     |
|                      |                                   | 2016 | -   | -   | -   | -   | -   | 1   | 1   | -   | -   | -   | -   | 0        | ↔        | 2     |
|                      | Contested Divorce                 | 2017 | 1   | 4   | 2   | 3   | -   | -   | -   | -   | -   | -   | -   | 10       | -33%     | 10    |
|                      |                                   | 2016 | 2   | 6   | 6   | 1   | 4   | 3   | 7   | 5   | 5   | 7   | 3   | 15       | ▼        | 49    |
|                      | Domestic and Family - Level 1     | 2017 | 1   | -   | 2   | 1   | -   | -   | -   | -   | -   | -   | -   | 4        | 300%     | 4     |
|                      |                                   | 2016 | -   | -   | 1   | -   | 1   | 3   | 1   | -   | 1   | -   | 3   | 1        | ▲        | 10    |
|                      | Domestic and Family - Level 2     | 2017 | 5   | 2   | 5   | 6   | -   | -   | -   | -   | -   | -   | -   | 18       | 13%      | 18    |
|                      |                                   | 2016 | -   | 6   | 4   | 6   | 8   | 6   | 3   | 10  | 4   | 3   | 3   | 16       | ▲        | 57    |
|                      | General Civil - Level 1           | 2017 | -   | -   | -   | 1   | -   | -   | -   | -   | -   | -   | -   | 1        | -67%     | 1     |
|                      |                                   | 2016 | 1   | 1   | 1   | -   | -   | -   | 1   | -   | -   | -   | -   | 3        | ▼        | 4     |
|                      | General Civil - Level 2           | 2017 | 5   | 2   | 5   | 4   | -   | -   | -   | -   | -   | -   | -   | 16       | 14%      | 16    |
|                      |                                   | 2016 | 2   | 6   | 4   | 2   | 3   | 2   | 3   | 3   | 5   | 3   | 3   | 14       | ▲        | 39    |
| <b>Criminal</b>      | General Civil - Level 3           | 2017 | 2   | 2   | 2   | 3   | -   | -   | -   | -   | -   | -   | -   | 9        | -36%     | 9     |
|                      |                                   | 2016 | 2   | 3   | 7   | 2   | 1   | 2   | 1   | 2   | 5   | 2   | 3   | 14       | ▼        | 32    |
|                      | Probates/Wills and Trusts - Level | 2017 | 3   | -   | 4   | 2   | -   | -   | -   | -   | -   | -   | -   | 9        | 200%     | 9     |
|                      |                                   | 2016 | 1   | 2   | -   | -   | 3   | 2   | 1   | 2   | 1   | 2   | 2   | 3        | ▲        | 18    |
|                      | Uncontested Divorce               | 2017 | 8   | 7   | 9   | 12  | -   | -   | -   | -   | -   | -   | -   | 36       | -3%      | 36    |
|                      |                                   | 2016 | 8   | 12  | 10  | 7   | 5   | 8   | 9   | 10  | 12  | 13  | 12  | 37       | ▼        | 118   |
|                      | Misdemeanor                       | 2017 | 7   | 21  | 31  | 5   | -   | -   | -   | -   | -   | -   | -   | 64       | 28%      | 64    |
|                      |                                   | 2016 | 7   | 20  | 17  | 6   | 17  | 26  | 39  | 32  | 25  | 18  | 10  | 50       | ▲        | 276   |
|                      | Non-Capital Felonies and          | 2017 | 54  | 92  | 277 | 44  | -   | -   | -   | -   | -   | -   | -   | 467      | 32%      | 467   |
|                      |                                   | 2016 | 39  | 98  | 169 | 48  | 53  | 210 | 31  | 100 | 45  | 57  | 72  | 354      | ▲        | 994   |
|                      | Other Criminally Related Matters  | 2017 | 2   | 1   | 3   | 2   | -   | -   | -   | -   | -   | -   | -   | 8        | 0%       | 8     |
|                      |                                   | 2016 | 2   | 1   | 2   | 3   | 2   | -   | 1   | -   | 2   | 1   | 3   | 8        | ↔        | 20    |
| <b>Miscellaneous</b> |                                   | 2017 | 74  | 84  | 68  | 40  | -   | -   | -   | -   | -   | -   | -   | 266      | -29%     | 266   |
|                      |                                   | 2016 | 119 | 108 | 80  | 70  | 47  | 60  | 88  | 69  | 73  | 67  | 62  | 377      | ▼        | 899   |
| <b>Other</b>         |                                   | 2017 | 350 | 47  | 86  | 24  | -   | -   | -   | -   | -   | -   | -   | 507      | -51%     | 507   |
|                      |                                   | 2016 | 419 | 165 | 200 | 246 | 82  | 80  | 65  | 268 | 63  | 66  | 102 | 1,030    | ▼        | 2,135 |



January 2016 -- April 2017 Filings

Dashboard

Court: Washington Circuit

Circuit/Court ID: 28

Start/End Date: Jan-16 / Apr-17

228191

2016 Average Month: 344

Type of Case: Filings

Jan-Apr 2016: 1,565

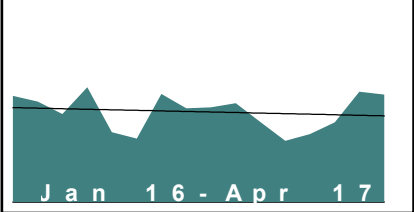
2017 Average Month: 349

Filings Trending: ▼

Jan-Apr 2017 : 1,396

Overall AVG. Month: 345

Monthly Filings Summary



Jan --- Apr Filings

1,396

1,565

2017

2016

| Filings by Division |      |     |     |     |     |     |     |     |     |     |     |     |     |          |          |       |
|---------------------|------|-----|-----|-----|-----|-----|-----|-----|-----|-----|-----|-----|-----|----------|----------|-------|
|                     |      | Jan | Feb | Mar | Apr | May | Jun | Jul | Aug | Sep | Oct | Nov | Dec | Thru Apr | % Change | Total |
| Total               | 2017 | 260 | 304 | 421 | 411 | -   | -   | -   | -   | -   | -   | -   | -   | 1,396    | -11%     | 1,396 |
|                     | 2016 | 406 | 384 | 336 | 439 | 267 | 242 | 413 | 358 | 362 | 377 | 306 | 234 | 1,565    | ▼        | 4,124 |
| Civil               | 2017 | 33  | 31  | 46  | 34  | -   | -   | -   | -   | -   | -   | -   | -   | 144      | -4%      | 144   |
|                     | 2016 | 28  | 34  | 50  | 38  | 31  | 41  | 36  | 50  | 54  | 39  | 33  | 33  | 150      | ▼        | 467   |
| Criminal            | 2017 | 106 | 143 | 200 | 209 | -   | -   | -   | -   | -   | -   | -   | -   | 658      | -8%      | 658   |
|                     | 2016 | 194 | 149 | 119 | 252 | 144 | 108 | 237 | 149 | 169 | 201 | 143 | 106 | 714      | ▼        | 1,971 |
| Miscellaneous       | 2017 | 121 | 129 | 174 | 167 | -   | -   | -   | -   | -   | -   | -   | -   | 591      | -15%     | 591   |
|                     | 2016 | 183 | 200 | 166 | 149 | 92  | 93  | 140 | 159 | 137 | 137 | 128 | 95  | 698      | ▼        | 1,679 |
| Other               | 2017 | -   | 1   | 1   | 1   | -   | -   | -   | -   | -   | -   | -   | -   | 3        | 0%       | 3     |
|                     | 2016 | 1   | 1   | 1   | -   | -   | -   | -   | -   | 2   | -   | 2   | -   | 3        | ↔        | 7     |

| Filings by Division & Case Category |                                   |      |     |     |     |     |     |     |     |     |     |     |     |          |          |       |
|-------------------------------------|-----------------------------------|------|-----|-----|-----|-----|-----|-----|-----|-----|-----|-----|-----|----------|----------|-------|
|                                     |                                   | Jan  | Feb | Mar | Apr | May | Jun | Jul | Aug | Sep | Oct | Nov | Dec | Thru Apr | % Change | Total |
| Civil                               | Administrative Law                | 2017 | 2   | -   | -   | -   | -   | -   | -   | -   | -   | -   | -   | 2        | -50%     | 2     |
|                                     |                                   | 2016 | -   | -   | 4   | -   | -   | -   | -   | 2   | 2   | -   | -   | 4        | ▼        | 8     |
|                                     | Contested Divorce                 | 2017 | 5   | 1   | 9   | 4   | -   | -   | -   | -   | -   | -   | -   | 19       | -41%     | 19    |
|                                     |                                   | 2016 | 8   | 8   | 10  | 6   | 5   | 8   | 1   | 12  | 8   | 9   | 7   | 32       | ▼        | 87    |
|                                     | Domestic and Family - Level 1     | 2017 | -   | -   | -   | -   | -   | -   | -   | -   | -   | -   | -   | 0        | 0        | 0     |
|                                     |                                   | 2016 | -   | -   | -   | -   | -   | -   | -   | -   | -   | -   | 1   | 0        | ↔        | 1     |
|                                     | Domestic and Family - Level 2     | 2017 | 1   | 1   | 3   | 2   | -   | -   | -   | -   | -   | -   | -   | 7        | -50%     | 7     |
|                                     |                                   | 2016 | -   | 3   | 7   | 4   | 2   | 1   | 3   | 1   | 3   | 5   | -   | 14       | ▼        | 34    |
|                                     | General Civil - Level 1           | 2017 | 1   | -   | 3   | 1   | -   | -   | -   | -   | -   | -   | -   | 5        | 5        | 5     |
|                                     |                                   | 2016 | -   | -   | -   | -   | -   | -   | 1   | 2   | -   | 1   | 1   | 0        | ↔        | 5     |
|                                     | General Civil - Level 2           | 2017 | 3   | 6   | 10  | 9   | -   | -   | -   | -   | -   | -   | -   | 28       | 87%      | 28    |
|                                     |                                   | 2016 | 4   | 3   | 5   | 3   | 7   | 10  | 6   | 8   | 15  | 2   | 4   | 15       | ▲        | 75    |
|                                     | General Civil - Level 3           | 2017 | 4   | 3   | 5   | 2   | -   | -   | -   | -   | -   | -   | -   | 14       | -13%     | 14    |
|                                     |                                   | 2016 | 4   | 3   | 5   | 4   | 3   | 6   | 2   | 4   | 3   | 1   | 2   | 16       | ▼        | 42    |
| Criminal                            | Probates/Wills and Trusts - Level | 2017 | 1   | 1   | 2   | 1   | -   | -   | -   | -   | -   | -   | -   | 5        | 400%     | 5     |
|                                     |                                   | 2016 | -   | -   | 1   | -   | -   | 2   | 4   | -   | 1   | 3   | -   | 1        | ▲        | 14    |
|                                     | Probates/Wills and Trusts - Level | 2017 | 2   | 4   | 2   | 2   | -   | -   | -   | -   | -   | -   | -   | 10       | 0%       | 10    |
|                                     |                                   | 2016 | 1   | 3   | 3   | 3   | 2   | 2   | 4   | 5   | 3   | -   | -   | 10       | ↔        | 31    |
|                                     | Uncontested Divorce               | 2017 | 14  | 15  | 12  | 13  | -   | -   | -   | -   | -   | -   | -   | 54       | -7%      | 54    |
|                                     |                                   | 2016 | 11  | 14  | 15  | 18  | 12  | 12  | 16  | 15  | 14  | 13  | 11  | 58       | ▼        | 170   |
|                                     |                                   |      |     |     |     |     |     |     |     |     |     |     |     |          |          |       |
|                                     | Misdemeanor                       | 2017 | 13  | 20  | 27  | 23  | -   | -   | -   | -   | -   | -   | -   | 83       | -18%     | 83    |
|                                     |                                   | 2016 | 36  | 26  | 19  | 20  | 26  | 26  | 14  | 13  | 22  | 10  | 27  | 101      | ▼        | 261   |
|                                     | Non-Capital Felonies and          | 2017 | 90  | 119 | 153 | 180 | -   | -   | -   | -   | -   | -   | -   | 542      | -4%      | 542   |
| Other                               |                                   | 2016 | 124 | 115 | 94  | 229 | 117 | 82  | 212 | 78  | 137 | 183 | 102 | 562      | ▼        | 1,548 |
|                                     | Other Criminally Related Matters  | 2017 | 3   | 4   | 20  | 6   | -   | -   | -   | -   | -   | -   | -   | 33       | -35%     | 33    |
|                                     |                                   | 2016 | 34  | 8   | 6   | 3   | 1   | -   | 11  | 58  | 10  | 8   | 14  | 51       | ▼        | 162   |
| Miscellaneous                       |                                   | 2017 | 121 | 129 | 174 | 167 | -   | -   | -   | -   | -   | -   | -   | 591      | -15%     | 591   |
|                                     |                                   | 2016 | 183 | 200 | 166 | 149 | 92  | 93  | 140 | 159 | 137 | 137 | 128 | 698      | ▼        | 1,679 |
| Other                               |                                   | 2017 | -   | 1   | 1   | 1   | -   | -   | -   | -   | -   | -   | -   | 3        | 0%       | 3     |
|                                     |                                   | 2016 | 1   | 1   | 1   | -   | -   | -   | -   | 2   | -   | 2   | -   | 3        | ↔        | 7     |

January 2016 -- April 2017 Filings

Dashboard

Court: Bristol Circuit

Start/End Date: Jan-16 / Apr-17

2016 Average Month: 180

Jan-Apr 2016: 861

Filings Trending: ▼

Circuit/Court ID: 28

228520

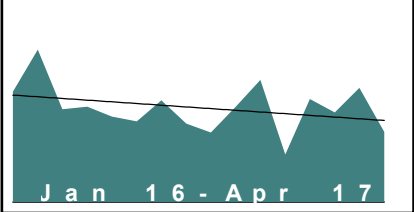
Type of Case: Filings

2017 Average Month:180

Jan-Apr 2017 : 720

Overall AVG. Month: 180

Monthly Filings Summary



Jan --- Apr Filings

720

861

2017

2016

| Filings by Division |      |     |     |     |     |     |     |     |     |     |     |     |     |          |          |       |
|---------------------|------|-----|-----|-----|-----|-----|-----|-----|-----|-----|-----|-----|-----|----------|----------|-------|
|                     |      | Jan | Feb | Mar | Apr | May | Jun | Jul | Aug | Sep | Oct | Nov | Dec | Thru Apr | % Change | Total |
| Total               | 2017 | 197 | 171 | 218 | 134 | -   | -   | -   | -   | -   | -   | -   | -   | 720      | -16%     | 720   |
|                     | 2016 | 211 | 291 | 177 | 182 | 163 | 154 | 194 | 150 | 133 | 182 | 233 | 91  | 861      | ▼        | 2,161 |
| Civil               | 2017 | 14  | 21  | 14  | 13  | -   | -   | -   | -   | -   | -   | -   | -   | 62       | 2%       | 62    |
|                     | 2016 | 10  | 18  | 19  | 14  | 9   | 14  | 11  | 15  | 13  | 20  | 7   | 12  | 61       | ▲        | 162   |
| Criminal            | 2017 | 117 | 81  | 139 | 79  | -   | -   | -   | -   | -   | -   | -   | -   | 416      | -16%     | 416   |
|                     | 2016 | 108 | 190 | 92  | 106 | 113 | 85  | 94  | 80  | 67  | 116 | 183 | 34  | 496      | ▼        | 1,268 |
| Miscellaneous       | 2017 | 47  | 53  | 50  | 33  | -   | -   | -   | -   | -   | -   | -   | -   | 183      | -15%     | 183   |
|                     | 2016 | 65  | 64  | 51  | 35  | 32  | 34  | 72  | 36  | 41  | 37  | 33  | 36  | 215      | ▼        | 536   |
| Other               | 2017 | 19  | 16  | 15  | 9   | -   | -   | -   | -   | -   | -   | -   | -   | 59       | -34%     | 59    |
|                     | 2016 | 28  | 19  | 15  | 27  | 9   | 21  | 17  | 19  | 12  | 9   | 10  | 9   | 89       | ▼        | 195   |

| Filings by Division & Case Category |                                   |      |     |     |     |     |     |     |     |     |     |     |     |          |          |       |
|-------------------------------------|-----------------------------------|------|-----|-----|-----|-----|-----|-----|-----|-----|-----|-----|-----|----------|----------|-------|
|                                     |                                   | Jan  | Feb | Mar | Apr | May | Jun | Jul | Aug | Sep | Oct | Nov | Dec | Thru Apr | % Change | Total |
| Civil                               | Administrative Law                | 2017 | -   | 2   | -   | -   | -   | -   | -   | -   | -   | -   | -   | 2        | 100%     | 2     |
|                                     |                                   | 2016 | -   | 1   | -   | -   | -   | -   | -   | -   | -   | -   | -   | 1        | ▲        | 1     |
|                                     | Contested Divorce                 | 2017 | 1   | 3   | 2   | 1   | -   | -   | -   | -   | -   | -   | -   | 7        | 0%       | 7     |
|                                     |                                   | 2016 | -   | 3   | 2   | 2   | -   | 2   | 2   | 1   | -   | 2   | 4   | 7        | ↔        | 20    |
|                                     | Domestic and Family - Level 1     | 2017 | 1   | 1   | -   | -   | -   | -   | -   | -   | -   | -   | -   | 2        | 2        | 2     |
|                                     |                                   | 2016 | -   | -   | -   | -   | -   | -   | -   | -   | -   | -   | -   | 0        | ↔        | 0     |
|                                     | Domestic and Family - Level 2     | 2017 | -   | -   | 1   | -   | -   | -   | -   | -   | -   | -   | -   | 1        | -67%     | 1     |
|                                     |                                   | 2016 | -   | 2   | -   | 1   | -   | 1   | -   | 1   | 2   | -   | -   | 3        | ▼        | 7     |
|                                     | General Civil - Level 1           | 2017 | 1   | -   | -   | -   | -   | -   | -   | -   | -   | -   | -   | 1        | 1        | 1     |
|                                     |                                   | 2016 | -   | -   | -   | -   | -   | -   | 1   | -   | 1   | -   | -   | 0        | ↔        | 2     |
|                                     | General Civil - Level 2           | 2017 | 2   | 5   | 3   | 3   | -   | -   | -   | -   | -   | -   | -   | 13       | -24%     | 13    |
|                                     |                                   | 2016 | 5   | 5   | 4   | 3   | 2   | 4   | 5   | 3   | 7   | 3   | 2   | 17       | ▼        | 47    |
| Criminal                            | General Civil - Level 3           | 2017 | 6   | 2   | 5   | 3   | -   | -   | -   | -   | -   | -   | -   | 16       | 220%     | 16    |
|                                     |                                   | 2016 | -   | 1   | 1   | 3   | 2   | 6   | -   | 2   | 1   | 2   | 1   | 5        | ▲        | 19    |
|                                     | Probates/Wills and Trusts - Level | 2017 | -   | 1   | -   | -   | -   | -   | -   | -   | -   | -   | -   | 1        | 0%       | 1     |
|                                     |                                   | 2016 | -   | -   | -   | 1   | -   | -   | -   | -   | -   | -   | -   | 1        | ↔        | 2     |
|                                     | Uncontested Divorce               | 2017 | 3   | 7   | 3   | 6   | -   | -   | -   | -   | -   | -   | -   | 19       | -30%     | 19    |
|                                     |                                   | 2016 | 5   | 6   | 12  | 4   | 3   | 4   | 3   | 5   | 7   | 8   | 1   | 27       | ▼        | 64    |
|                                     |                                   |      |     |     |     |     |     |     |     |     |     |     |     |          |          |       |
|                                     | Misdemeanor                       | 2017 | 18  | 6   | 45  | 14  | -   | -   | -   | -   | -   | -   | -   | 83       | -10%     | 83    |
|                                     |                                   | 2016 | 34  | 28  | 14  | 16  | 30  | 10  | 12  | 7   | 19  | 21  | 9   | 92       | ▼        | 211   |
|                                     | Non-Capital Felonies and          | 2017 | 98  | 67  | 94  | 58  | -   | -   | -   | -   | -   | -   | -   | 317      | -20%     | 317   |
|                                     |                                   | 2016 | 72  | 162 | 75  | 87  | 83  | 71  | 82  | 66  | 52  | 96  | 145 | 396      | ▼        | 1,012 |
|                                     | Other Criminally Related Matters  | 2017 | 1   | 8   | -   | 7   | -   | -   | -   | -   | -   | -   | -   | 16       | 100%     | 16    |
|                                     |                                   | 2016 | 2   | -   | 3   | 3   | -   | 4   | -   | 3   | 8   | 1   | 17  | 8        | ▲        | 45    |
| Miscellaneous                       |                                   | 2017 | 47  | 53  | 50  | 33  | -   | -   | -   | -   | -   | -   | -   | 183      | -15%     | 183   |
|                                     |                                   | 2016 | 65  | 64  | 51  | 35  | 32  | 34  | 72  | 36  | 41  | 37  | 33  | 215      | ▼        | 536   |
| Other                               |                                   | 2017 | 19  | 16  | 15  | 9   | -   | -   | -   | -   | -   | -   | -   | 59       | -34%     | 59    |
|                                     |                                   | 2016 | 28  | 19  | 15  | 27  | 9   | 21  | 17  | 19  | 12  | 9   | 10  | 89       | ▼        | 195   |


January 2016 -- April 2017 Filings

## Dashboard

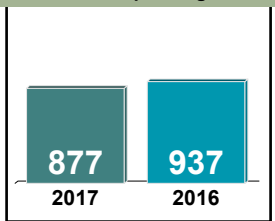
**Court:** Buchanan Circuit  
**Start/End Date:** Jan-16 / Apr-17  
**2016 Average Month:** 190  
**Jan-Apr 2016:** 937  
**Filings Trending:** ▼

**Circuit/Court ID:** 29  
 229027  
**Type of Case:** Filings  
**2017 Average Month:** 219  
**Jan-Apr 2017 :** 877  
**Overall AVG. Month:** 197

## Monthly Filings Summary



## Jan --- Apr Filings



## Filings by Division

|                      |      | Jan | Feb | Mar | Apr | May | Jun | Jul | Aug | Sep | Oct | Nov | Dec | Thru Apr | % Change | Total |
|----------------------|------|-----|-----|-----|-----|-----|-----|-----|-----|-----|-----|-----|-----|----------|----------|-------|
| <b>Total</b>         | 2017 | 282 | 131 | 110 | 354 | -   | -   | -   | -   | -   | -   | -   | -   | 877      | -6%      | 877   |
|                      | 2016 | 309 | 107 | 260 | 261 | 101 | 104 | 197 | 405 | 103 | 216 | 150 | 61  | 937      | ▼        | 2,274 |
| <b>Civil</b>         | 2017 | 16  | 19  | 28  | 21  | -   | -   | -   | -   | -   | -   | -   | -   | 84       | 5%       | 84    |
|                      | 2016 | 22  | 14  | 25  | 19  | 8   | 23  | 11  | 12  | 14  | 16  | 14  | 10  | 80       | ▲        | 188   |
| <b>Criminal</b>      | 2017 | 200 | 47  | 27  | 296 | -   | -   | -   | -   | -   | -   | -   | -   | 570      | -1%      | 570   |
|                      | 2016 | 214 | 28  | 167 | 167 | 55  | 34  | 120 | 328 | 40  | 117 | 65  | 13  | 576      | ▼        | 1,348 |
| <b>Miscellaneous</b> | 2017 | 65  | 65  | 55  | 37  | -   | -   | -   | -   | -   | -   | -   | -   | 222      | -20%     | 222   |
|                      | 2016 | 73  | 64  | 66  | 75  | 38  | 46  | 66  | 65  | 49  | 83  | 71  | 38  | 278      | ▼        | 734   |
| <b>Other</b>         | 2017 | 1   | -   | -   | -   | -   | -   | -   | -   | -   | -   | -   | -   | 1        | -67%     | 1     |
|                      | 2016 | -   | 1   | 2   | -   | -   | 1   | -   | -   | -   | -   | -   | -   | 3        | ▼        | 4     |

## Filings by Division &amp; Case Category

|                 |  | Jan  | Feb | Mar | Apr | May | Jun | Jul | Aug | Sep | Oct | Nov | Dec | Thru Apr | % Change | Total |
|-----------------|--|------|-----|-----|-----|-----|-----|-----|-----|-----|-----|-----|-----|----------|----------|-------|
| <b>Civil</b>    | <b>Administrative Law</b>                | 2017 | 1   | -   | -   | -   | -   | -   | -   | -   | -   | -   | -   | 1        | 1        | 1     |
|                 |  | 2016 | -   | -   | -   | -   | -   | -   | -   | -   | 1   | -   | -   | 0        | ↔        | 1     |
|                 | <b>Contested Divorce</b>                 | 2017 | 3   | 1   | 3   | 3   | -   | -   | -   | -   | -   | -   | -   | 10       | 11%      | 10    |
|                 |  | 2016 | 2   | -   | 6   | 1   | -   | 2   | -   | 1   | 2   | 1   | 2   | 9        | ▲        | 18    |
|                 | <b>Domestic and Family - Level 2</b>     | 2017 | 1   | 1   | 4   | 6   | -   | -   | -   | -   | -   | -   | -   | 12       | 71%      | 12    |
|                 |  | 2016 | 1   | 1   | 2   | 3   | 2   | 3   | 2   | 3   | 2   | 2   | 1   | 7        | ▲        | 23    |
|                 | <b>General Civil - Level 1</b>           | 2017 | -   | 1   | -   | -   | -   | -   | -   | -   | -   | -   | -   | 1        | -67%     | 1     |
|                 |  | 2016 | 2   | -   | 1   | -   | -   | -   | -   | -   | -   | 1   | -   | 3        | ▼        | 4     |
|                 | <b>General Civil - Level 2</b>           | 2017 | 2   | 9   | 12  | 3   | -   | -   | -   | -   | -   | -   | -   | 26       | -4%      | 26    |
|                 |  | 2016 | 5   | 5   | 10  | 7   | 2   | 7   | 2   | 5   | 2   | 1   | 2   | 27       | ▼        | 50    |
|                 | <b>General Civil - Level 3</b>           | 2017 | 2   | 4   | 1   | 4   | -   | -   | -   | -   | -   | -   | -   | 11       | -21%     | 11    |
|                 |  | 2016 | 5   | 2   | 2   | 5   | 3   | 3   | 2   | 3   | 3   | -   | 1   | 14       | ▼        | 32    |
|                 | <b>Probates/Wills and Trusts - Level</b> | 2017 | 2   | 1   | 1   | -   | -   | -   | -   | -   | -   | -   | -   | 4        | 4        | 4     |
|                 |  | 2016 | -   | -   | -   | -   | -   | 2   | -   | 2   | 3   | 2   | 2   | 0        | ↔        | 11    |
|                 | <b>Uncontested Divorce</b>               | 2017 | 5   | 2   | 7   | 5   | -   | -   | -   | -   | -   | -   | -   | 19       | -5%      | 19    |
|                 |  | 2016 | 7   | 6   | 4   | 3   | 1   | 8   | 2   | 3   | 3   | 7   | 2   | 20       | ▼        | 49    |
| <b>Criminal</b> | <b>Misdemeanor</b>                       | 2017 | 20  | 8   | 6   | 55  | -   | -   | -   | -   | -   | -   | -   | 89       | -22%     | 89    |
|                 |  | 2016 | 31  | 13  | 42  | 28  | 19  | 8   | 26  | 45  | 9   | 28  | 8   | 114      | ▼        | 263   |
|                 | <b>Non-Capital Felonies and</b>          | 2017 | 180 | 34  | 21  | 238 | -   | -   | -   | -   | -   | -   | -   | 473      | 8%       | 473   |
|                 |  | 2016 | 163 | 13  | 124 | 137 | 34  | 26  | 94  | 283 | 27  | 84  | 52  | 437      | ▲        | 1,044 |
|                 | <b>Other Criminally Related Matters</b>  | 2017 | -   | 5   | -   | 3   | -   | -   | -   | -   | -   | -   | -   | 8        | -68%     | 8     |
|                 |  | 2016 | 20  | 2   | 1   | 2   | 2   | -   | -   | 4   | 5   | 5   | -   | 25       | ▼        | 41    |
|                 | <b>Miscellaneous</b>                     | 2017 | 65  | 65  | 55  | 37  | -   | -   | -   | -   | -   | -   | -   | 222      | -20%     | 222   |
|                 |  | 2016 | 73  | 64  | 66  | 75  | 38  | 46  | 66  | 65  | 49  | 83  | 71  | 278      | ▼        | 734   |
|                 | <b>Other</b>                             | 2017 | 1   | -   | -   | -   | -   | -   | -   | -   | -   | -   | -   | 1        | -67%     | 1     |
|                 |  | 2016 | -   | 1   | 2   | -   | -   | 1   | -   | -   | -   | -   | -   | 3        | ▼        | 4     |

January 2016 -- April 2017 Filings

Dashboard

Court: Dickenson Circuit

Circuit/Court ID: 29

Start/End Date: Jan-16 / Apr-17

229051

2016 Average Month: 112

Type of Case: Filings

Jan-Apr 2016: 465

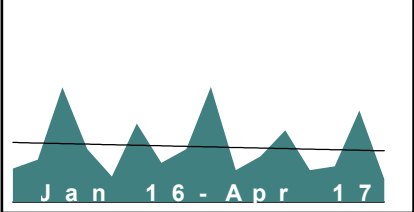
2017 Average Month:87

Filings Trending: ▼

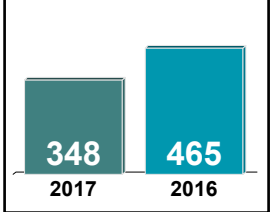
Jan-Apr 2017 : 348

Overall AVG. Month: 106

Monthly Filings Summary



Jan --- Apr Filings



| Filings by Division |      |     |     |     |     |     |     |     |     |     |     |     |     |          |          |       |
|---------------------|------|-----|-----|-----|-----|-----|-----|-----|-----|-----|-----|-----|-----|----------|----------|-------|
|                     |      | Jan | Feb | Mar | Apr | May | Jun | Jul | Aug | Sep | Oct | Nov | Dec | Thru Apr | % Change | Total |
| Total               | 2017 | 61  | 68  | 175 | 44  | -   | -   | -   | -   | -   | -   | -   | -   | 348      | -25%     | 348   |
|                     | 2016 | 64  | 81  | 219 | 101 | 49  | 150 | 75  | 101 | 220 | 61  | 87  | 137 | 465      | ▼        | 1,345 |
| Civil               | 2017 | 14  | 23  | 24  | 6   | -   | -   | -   | -   | -   | -   | -   | -   | 67       | 31%      | 67    |
|                     | 2016 | 6   | 12  | 16  | 17  | 12  | 18  | 17  | 17  | 12  | 13  | 15  | 13  | 51       | ▲        | 168   |
| Criminal            | 2017 | 10  | 10  | 95  | 13  | -   | -   | -   | -   | -   | -   | -   | -   | 128      | -43%     | 128   |
|                     | 2016 | 11  | 11  | 149 | 55  | 9   | 91  | 10  | 29  | 165 | 15  | 34  | 99  | 226      | ▼        | 678   |
| Miscellaneous       | 2017 | 32  | 31  | 46  | 21  | -   | -   | -   | -   | -   | -   | -   | -   | 130      | -14%     | 130   |
|                     | 2016 | 38  | 48  | 40  | 26  | 25  | 31  | 42  | 46  | 35  | 31  | 31  | 18  | 152      | ▼        | 411   |
| Other               | 2017 | 5   | 4   | 10  | 4   | -   | -   | -   | -   | -   | -   | -   | -   | 23       | -36%     | 23    |
|                     | 2016 | 9   | 10  | 14  | 3   | 3   | 10  | 6   | 9   | 8   | 2   | 7   | 7   | 36       | ▼        | 88    |

| Filings by Division & Case Category |                                   |      |     |     |     |     |     |     |     |     |     |     |     |          |          |       |
|-------------------------------------|-----------------------------------|------|-----|-----|-----|-----|-----|-----|-----|-----|-----|-----|-----|----------|----------|-------|
|                                     |                                   | Jan  | Feb | Mar | Apr | May | Jun | Jul | Aug | Sep | Oct | Nov | Dec | Thru Apr | % Change | Total |
| Civil                               | Contested Divorce                 | 2017 | 3   | 2   | 6   | 2   | -   | -   | -   | -   | -   | -   | -   | 13       | 63%      | 13    |
|                                     |                                   | 2016 | -   | 3   | 2   | 3   | 1   | 2   | 2   | 5   | 1   | 2   | 3   | 8        | ▲        | 25    |
|                                     | Domestic and Family - Level 1     | 2017 | -   | -   | -   | -   | -   | -   | -   | -   | -   | -   | -   | 0        | 0        | 0     |
|                                     |                                   | 2016 | -   | -   | -   | -   | 1   | -   | -   | -   | -   | -   | -   | 0        | ↔        | 1     |
|                                     | Domestic and Family - Level 2     | 2017 | 2   | 4   | 2   | 2   | -   | -   | -   | -   | -   | -   | -   | 10       | 43%      | 10    |
|                                     |                                   | 2016 | -   | 3   | 1   | 3   | 4   | 1   | 1   | -   | -   | 4   | 1   | 7        | ▲        | 18    |
|                                     | General Civil - Level 1           | 2017 | -   | 1   | -   | -   | -   | -   | -   | -   | -   | -   | -   | 1        | 1        | 1     |
|                                     |                                   | 2016 | -   | -   | -   | -   | -   | 5   | -   | 1   | -   | -   | -   | 0        | ↔        | 6     |
|                                     | General Civil - Level 2           | 2017 | 3   | 4   | 3   | -   | -   | -   | -   | -   | -   | -   | -   | 10       | 25%      | 10    |
|                                     |                                   | 2016 | 1   | 1   | 3   | 3   | -   | 4   | 2   | 4   | 2   | 3   | 3   | 8        | ▲        | 29    |
|                                     | General Civil - Level 3           | 2017 | 2   | -   | 1   | 1   | -   | -   | -   | -   | -   | -   | -   | 4        | -60%     | 4     |
|                                     |                                   | 2016 | 1   | 4   | 4   | 1   | 1   | 5   | 2   | 4   | 4   | 3   | 1   | 10       | ▼        | 32    |
| Criminal                            | Probates/Wills and Trusts - Level | 2017 | -   | -   | -   | -   | -   | -   | -   | -   | -   | -   | -   | 0        | -100%    | 0     |
|                                     |                                   | 2016 | -   | -   | -   | 1   | -   | -   | -   | -   | -   | -   | -   | 1        | ▼        | 1     |
|                                     | Probates/Wills and Trusts - Level | 2017 | 1   | 4   | 2   | -   | -   | -   | -   | -   | -   | -   | -   | 7        | 600%     | 7     |
|                                     |                                   | 2016 | -   | -   | 1   | -   | -   | -   | -   | -   | 2   | 2   | 1   | 1        | ▲        | 6     |
|                                     | Uncontested Divorce               | 2017 | 3   | 8   | 10  | 1   | -   | -   | -   | -   | -   | -   | -   | 22       | 38%      | 22    |
|                                     |                                   | 2016 | 4   | 1   | 5   | 6   | 6   | 5   | 5   | 4   | 4   | 3   | 3   | 16       | ▲        | 50    |
|                                     | Capital Murder                    | 2017 | -   | -   | -   | -   | -   | -   | -   | -   | -   | -   | -   | 0        | -100%    | 0     |
|                                     |                                   | 2016 | -   | -   | 15  | -   | -   | -   | -   | -   | -   | -   | -   | 15       | ▼        | 15    |
|                                     | Misdemeanor                       | 2017 | 1   | 1   | 5   | 3   | -   | -   | -   | -   | -   | -   | -   | 10       | -41%     | 10    |
|                                     |                                   | 2016 | -   | 5   | 5   | 7   | 3   | 9   | 1   | 2   | 7   | 1   | 4   | 17       | ▼        | 48    |
|                                     | Non-Capital Felonies and          | 2017 | 9   | 9   | 90  | 8   | -   | -   | -   | -   | -   | -   | -   | 116      | -40%     | 116   |
|                                     |                                   | 2016 | 11  | 5   | 128 | 48  | 6   | 82  | 8   | 27  | 157 | 14  | 30  | 192      | ▼        | 610   |
| Other                               | Other Criminally Related Matters  | 2017 | -   | -   | -   | 2   | -   | -   | -   | -   | -   | -   | -   | 2        | 0%       | 2     |
|                                     |                                   | 2016 | -   | 1   | 1   | -   | -   | -   | 1   | -   | 1   | -   | 1   | 2        | ↔        | 5     |
| Miscellaneous                       |                                   | 2017 | 32  | 31  | 46  | 21  | -   | -   | -   | -   | -   | -   | -   | 130      | -14%     | 130   |
|                                     |                                   | 2016 | 38  | 48  | 40  | 26  | 25  | 31  | 42  | 46  | 35  | 31  | 18  | 152      | ▼        | 411   |
| Other                               |                                   | 2017 | 5   | 4   | 10  | 4   | -   | -   | -   | -   | -   | -   | -   | 23       | -36%     | 23    |
|                                     |                                   | 2016 | 9   | 10  | 14  | 3   | 3   | 10  | 6   | 9   | 8   | 2   | 7   | 36       | ▼        | 88    |

January 2016 -- April 2017 Filings

Dashboard

Court: Russell Circuit

Circuit/Court ID: 29

Start/End Date: Jan-16 / Apr-17

229167

2016 Average Month: 323

Type of Case: Filings

Jan-Apr 2016: 1,614

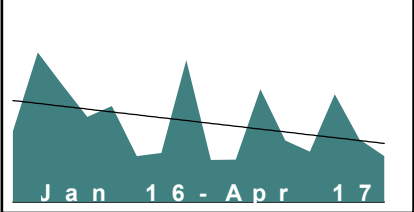
2017 Average Month:255

Filings Trending: ▼

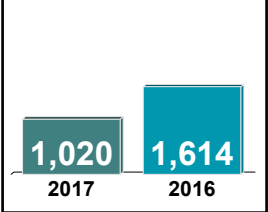
Jan-Apr 2017 : 1,020

Overall AVG. Month: 306

Monthly Filings Summary



Jan --- Apr Filings



| Filings by Division |      |     |     |     |     |     |     |     |     |     |     |     |     |          |          |       |
|---------------------|------|-----|-----|-----|-----|-----|-----|-----|-----|-----|-----|-----|-----|----------|----------|-------|
|                     |      | Jan | Feb | Mar | Apr | May | Jun | Jul | Aug | Sep | Oct | Nov | Dec | Thru Apr | % Change | Total |
| Total               | 2017 | 193 | 412 | 240 | 175 | -   | -   | -   | -   | -   | -   | -   | -   | 1,020    | -37%     | 1,020 |
|                     | 2016 | 271 | 571 | 447 | 325 | 367 | 176 | 187 | 542 | 161 | 162 | 431 | 235 | 1,614    | ▼        | 3,875 |
| Civil               | 2017 | 15  | 23  | 28  | 33  | -   | -   | -   | -   | -   | -   | -   | -   | 99       | -15%     | 99    |
|                     | 2016 | 24  | 29  | 24  | 39  | 20  | 25  | 23  | 27  | 19  | 25  | 25  | 26  | 116      | ▼        | 306   |
| Criminal            | 2017 | 73  | 287 | 109 | 74  | -   | -   | -   | -   | -   | -   | -   | -   | 543      | -18%     | 543   |
|                     | 2016 | 90  | 313 | 148 | 109 | 141 | 48  | 27  | 394 | 69  | 46  | 301 | 115 | 660      | ▼        | 1,801 |
| Miscellaneous       | 2017 | 78  | 83  | 79  | 52  | -   | -   | -   | -   | -   | -   | -   | -   | 292      | -29%     | 292   |
|                     | 2016 | 109 | 117 | 108 | 79  | 84  | 52  | 101 | 77  | 54  | 69  | 72  | 69  | 413      | ▼        | 991   |
| Other               | 2017 | 27  | 19  | 24  | 16  | -   | -   | -   | -   | -   | -   | -   | -   | 86       | -80%     | 86    |
|                     | 2016 | 48  | 112 | 167 | 98  | 122 | 51  | 36  | 44  | 19  | 22  | 33  | 25  | 425      | ▼        | 777   |

| Filings by Division & Case Category |                                   |      |     |     |     |     |     |     |     |     |     |     |     |          |          |       |
|-------------------------------------|-----------------------------------|------|-----|-----|-----|-----|-----|-----|-----|-----|-----|-----|-----|----------|----------|-------|
|                                     |                                   | Jan  | Feb | Mar | Apr | May | Jun | Jul | Aug | Sep | Oct | Nov | Dec | Thru Apr | % Change | Total |
| Civil                               | Administrative Law                | 2017 | -   | -   | -   | -   | -   | -   | -   | -   | -   | -   | -   | 0        | -100%    | 0     |
|                                     |                                   | 2016 | -   | -   | -   | 1   | -   | -   | -   | -   | -   | -   | -   | 1        | ▼        | 1     |
|                                     | Contested Divorce                 | 2017 | 4   | 4   | 1   | 1   | -   | -   | -   | -   | -   | -   | -   | 10       | -33%     | 10    |
|                                     |                                   | 2016 | 3   | 7   | 2   | 3   | 2   | 2   | 5   | 2   | 7   | 4   | 4   | 15       | ▼        | 43    |
|                                     | Domestic and Family - Level 1     | 2017 | -   | -   | -   | -   | -   | -   | -   | -   | -   | -   | -   | 0        | -100%    | 0     |
|                                     |                                   | 2016 | -   | -   | 2   | 3   | 1   | 1   | -   | 1   | 2   | 1   | 1   | 5        | ▼        | 12    |
|                                     | Domestic and Family - Level 2     | 2017 | 2   | 4   | 1   | 2   | -   | -   | -   | -   | -   | -   | -   | 9        | 29%      | 9     |
|                                     |                                   | 2016 | 1   | -   | 3   | 3   | 4   | 1   | 2   | 3   | 1   | -   | 5   | 7        | ▲        | 26    |
|                                     | General Civil - Level 1           | 2017 | 1   | -   | -   | 1   | -   | -   | -   | -   | -   | -   | -   | 2        | 0%       | 2     |
|                                     |                                   | 2016 | 1   | -   | 1   | -   | 1   | -   | -   | 1   | -   | 1   | 1   | 2        | ↔        | 6     |
|                                     | General Civil - Level 2           | 2017 | 3   | 1   | 3   | 13  | -   | -   | -   | -   | -   | -   | -   | 20       | -13%     | 20    |
|                                     |                                   | 2016 | 9   | 4   | 4   | 6   | 1   | 8   | 5   | 8   | 3   | 4   | 3   | 23       | ▼        | 59    |
|                                     | General Civil - Level 3           | 2017 | 1   | 3   | 13  | 1   | -   | -   | -   | -   | -   | -   | -   | 18       | 13%      | 18    |
|                                     |                                   | 2016 | 4   | 3   | 3   | 6   | 4   | 6   | 7   | 4   | 6   | 1   | 5   | 16       | ▲        | 53    |
| Criminal                            | Probates/Wills and Trusts - Level | 2017 | -   | -   | -   | -   | -   | -   | -   | -   | -   | -   | -   | 0        | -100%    | 0     |
|                                     |                                   | 2016 | -   | 1   | -   | -   | 1   | -   | -   | -   | -   | -   | -   | 1        | ▼        | 2     |
|                                     | Probates/Wills and Trusts - Level | 2017 | -   | 1   | 1   | 3   | -   | -   | -   | -   | -   | -   | -   | 5        | -17%     | 5     |
|                                     |                                   | 2016 | 1   | 4   | -   | 1   | 1   | 1   | 1   | -   | -   | -   | -   | 6        | ▼        | 10    |
|                                     | Uncontested Divorce               | 2017 | 4   | 10  | 9   | 12  | -   | -   | -   | -   | -   | -   | -   | 35       | -13%     | 35    |
|                                     |                                   | 2016 | 5   | 10  | 9   | 16  | 6   | 5   | 6   | 3   | 10  | 11  | 7   | 40       | ▼        | 94    |
|                                     |                                   |      |     |     |     |     |     |     |     |     |     |     |     |          |          |       |
|                                     | Misdemeanor                       | 2017 | 21  | 32  | 11  | 10  | -   | -   | -   | -   | -   | -   | -   | 74       | 54%      | 74    |
|                                     |                                   | 2016 | 7   | 12  | 14  | 15  | 26  | 12  | 4   | 54  | 18  | 17  | 79  | 48       | ▲        | 270   |
|                                     | Non-Capital Felonies and          | 2017 | 52  | 255 | 93  | 62  | -   | -   | -   | -   | -   | -   | -   | 462      | -23%     | 462   |
| Miscellaneous                       |                                   | 2016 | 80  | 297 | 132 | 89  | 114 | 34  | 22  | 340 | 48  | 28  | 222 | 598      | ▼        | 1,505 |
|                                     | Other Criminally Related Matters  | 2017 | -   | -   | 5   | 2   | -   | -   | -   | -   | -   | -   | -   | 7        | -50%     | 7     |
|                                     |                                   | 2016 | 3   | 4   | 2   | 5   | 1   | 2   | 1   | -   | 3   | 1   | -   | 14       | ▼        | 26    |
|                                     |                                   |      |     |     |     |     |     |     |     |     |     |     |     |          |          |       |
|                                     | Miscellaneous                     | 2017 | 78  | 83  | 79  | 52  | -   | -   | -   | -   | -   | -   | -   | 292      | -29%     | 292   |
|                                     |                                   | 2016 | 109 | 117 | 108 | 79  | 84  | 52  | 101 | 77  | 54  | 69  | 72  | 413      | ▼        | 991   |
|                                     |                                   |      |     |     |     |     |     |     |     |     |     |     |     |          |          |       |
|                                     | Other                             | 2017 | 27  | 19  | 24  | 16  | -   | -   | -   | -   | -   | -   | -   | 86       | -80%     | 86    |
|                                     |                                   | 2016 | 48  | 112 | 167 | 98  | 122 | 51  | 36  | 44  | 19  | 22  | 33  | 425      | ▼        | 777   |
|                                     |                                   |      |     |     |     |     |     |     |     |     |     |     |     |          |          |       |

January 2016 -- April 2017 Filings

Dashboard

Court: Tazewell Circuit

Start/End Date: Jan-16 / Apr-17

2016 Average Month: 537

Jan-Apr 2016: 2,125

Filings Trending: ▼

Circuit/Court ID: 29

229185

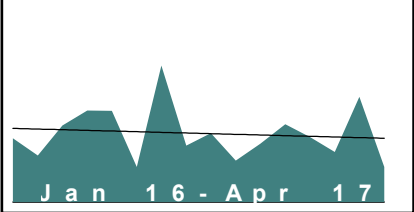
Type of Case: Filings

2017 Average Month: 488

Jan-Apr 2017 : 1,950

Overall AVG. Month: 525

Monthly Filings Summary



Jan --- Apr Filings

1,950

2,125

2017

2016

| Filings by Division |      |     |     |     |     |     |     |       |     |     |     |     |     |          |          |       |
|---------------------|------|-----|-----|-----|-----|-----|-----|-------|-----|-----|-----|-----|-----|----------|----------|-------|
|                     |      | Jan | Feb | Mar | Apr | May | Jun | Jul   | Aug | Sep | Oct | Nov | Dec | Thru Apr | % Change | Total |
| Total               | 2017 | 496 | 383 | 804 | 267 | -   | -   | -     | -   | -   | -   | -   | -   | 1,950    | -8%      | 1,950 |
|                     | 2016 | 487 | 356 | 584 | 698 | 697 | 269 | 1,043 | 432 | 526 | 317 | 445 | 594 | 2,125    | ▼        | 6,448 |
| Civil               | 2017 | 41  | 31  | 47  | 40  | -   | -   | -     | -   | -   | -   | -   | -   | 159      | -17%     | 159   |
|                     | 2016 | 38  | 50  | 51  | 53  | 46  | 46  | 34    | 34  | 34  | 55  | 48  | 47  | 192      | ▼        | 536   |
| Criminal            | 2017 | 336 | 217 | 645 | 145 | -   | -   | -     | -   | -   | -   | -   | -   | 1,343    | 4%       | 1,343 |
|                     | 2016 | 280 | 113 | 378 | 517 | 553 | 105 | 913   | 239 | 371 | 145 | 300 | 458 | 1,288    | ▲        | 4,372 |
| Miscellaneous       | 2017 | 110 | 128 | 109 | 74  | -   | -   | -     | -   | -   | -   | -   | -   | 421      | -32%     | 421   |
|                     | 2016 | 163 | 182 | 148 | 123 | 91  | 110 | 91    | 151 | 115 | 109 | 89  | 79  | 616      | ▼        | 1,451 |
| Other               | 2017 | 9   | 7   | 3   | 8   | -   | -   | -     | -   | -   | -   | -   | -   | 27       | -7%      | 27    |
|                     | 2016 | 6   | 11  | 7   | 5   | 7   | 8   | 5     | 8   | 6   | 8   | 8   | 10  | 29       | ▼        | 89    |

| Filings by Division & Case Category |                               |      |     |     |     |     |     |     |     |     |     |     |     |     |          |          |       |
|-------------------------------------|-------------------------------|------|-----|-----|-----|-----|-----|-----|-----|-----|-----|-----|-----|-----|----------|----------|-------|
|                                     |                               |      | Jan | Feb | Mar | Apr | May | Jun | Jul | Aug | Sep | Oct | Nov | Dec | Thru Apr | % Change | Total |
| Civil                               | Administrative Law            | 2017 | -   | -   | -   | 1   | -   | -   | -   | -   | -   | -   | -   | -   | 1        | -67%     | 1     |
|                                     |                               | 2016 | 1   | -   | 1   | 1   | -   | 3   | -   | -   | 2   | 3   | -   | -   | 3        | ▼        | 11    |
|                                     | Contested Divorce             | 2017 | 4   | 4   | 5   | 7   | -   | -   | -   | -   | -   | -   | -   | -   | 20       | -20%     | 20    |
|                                     |                               | 2016 | 2   | 9   | 6   | 8   | 8   | 3   | 3   | 3   | 5   | 4   | 3   | 3   | 25       | ▼        | 57    |
|                                     | Domestic and Family - Level 1 | 2017 | -   | 1   | -   | 1   | -   | -   | -   | -   | -   | -   | -   | -   | 2        | -80%     | 2     |
|                                     |                               | 2016 | 2   | 4   | 1   | 3   | -   | -   | 1   | -   | -   | 6   | 3   | -   | 10       | ▼        | 20    |
|                                     | Domestic and Family - Level 2 | 2017 | 2   | 2   | 3   | 3   | -   | -   | -   | -   | -   | -   | -   | -   | 10       | -62%     | 10    |
|                                     |                               | 2016 | 2   | 9   | 9   | 6   | 5   | 6   | 4   | 3   | 1   | 3   | 3   | 4   | 26       | ▼        | 55    |
|                                     | General Civil - Level 1       | 2017 | -   | -   | -   | -   | -   | -   | -   | -   | -   | -   | -   | -   | 0        | 0        | 0     |
|                                     |                               | 2016 | -   | -   | -   | -   | 1   | -   | 1   | 1   | -   | -   | 2   | 1   | 0        | ↔        | 6     |
|                                     | General Civil - Level 2       | 2017 | 11  | 6   | 10  | 9   | -   | -   | -   | -   | -   | -   | -   | -   | 36       | 33%      | 36    |
|                                     |                               | 2016 | 4   | 5   | 7   | 11  | 10  | 8   | 4   | 6   | 7   | 14  | 8   | 5   | 27       | ▲        | 89    |
| General Civil - Level 3             | 2017                          | 6    | 3   | 7   | 3   | -   | -   | -   | -   | -   | -   | -   | -   | 19  | 19%      | 19       |       |
|                                     | 2016                          | 5    | 4   | 4   | 3   | 5   | 14  | 8   | 3   | 3   | 10  | 11  | 10  | 16  | ▲        | 80       |       |
| Probates/Wills and Trusts - Level   | 2017                          | -    | -   | -   | -   | -   | -   | -   | -   | -   | -   | -   | -   | 0   | -100%    | 0        |       |
|                                     | 2016                          | -    | -   | -   | 1   | -   | -   | -   | -   | -   | -   | -   | -   | 1   | ▼        | 1        |       |
| Probates/Wills and Trusts - Level   | 2017                          | 4    | 4   | 4   | 4   | -   | -   | -   | -   | -   | -   | -   | -   | 16  | 60%      | 16       |       |
|                                     | 2016                          | 4    | -   | 3   | 3   | 2   | 1   | -   | 3   | 7   | 2   | 2   | 9   | 10  | ▲        | 36       |       |
| Uncontested Divorce                 | 2017                          | 14   | 11  | 18  | 12  | -   | -   | -   | -   | -   | -   | -   | -   | 55  | -26%     | 55       |       |
|                                     | 2016                          | 18   | 19  | 20  | 17  | 15  | 11  | 13  | 15  | 9   | 13  | 16  | 15  | 74  | ▼        | 181      |       |
|                                     |                               |      |     |     |     |     |     |     |     |     |     |     |     |     |          |          |       |
| Criminal                            | Capital Murder                | 2017 | -   | -   | 1   | -   | -   | -   | -   | -   | -   | -   | -   | -   | 1        | 1        | 1     |
|                                     |                               | 2016 | -   | -   | -   | -   | -   | -   | -   | -   | -   | 1   | -   | -   | 0        | ↔        | 1     |
|                                     | Misdemeanor                   | 2017 | 73  | 26  | 141 | 31  | -   | -   | -   | -   | -   | -   | -   | -   | 271      | 9%       | 271   |
|                                     |                               | 2016 | 83  | 25  | 76  | 64  | 140 | 26  | 143 | 53  | 105 | 35  | 45  | 77  | 248      | ▲        | 872   |
|                                     | Non-Capital Felonies and      | 2017 | 257 | 188 | 498 | 109 | -   | -   | -   | -   | -   | -   | -   | -   | 1,052    | 3%       | 1,052 |
|                                     |                               | 2016 | 195 | 84  | 299 | 442 | 402 | 78  | 766 | 184 | 262 | 106 | 249 | 379 | 1,020    | ▲        | 3,446 |
| Other Criminally Related Matters    | 2017                          | 6    | 3   | 5   | 5   | -   | -   | -   | -   | -   | -   | -   | -   | 19  | -5%      | 19       |       |
|                                     | 2016                          | 2    | 4   | 3   | 11  | 11  | 1   | 4   | 2   | 4   | 3   | 6   | 2   | 20  | ▼        | 53       |       |
|                                     |                               |      |     |     |     |     |     |     |     |     |     |     |     |     |          |          |       |
| Miscellaneous                       |                               | 2017 | 110 | 128 | 109 | 74  | -   | -   | -   | -   | -   | -   | -   | -   | 421      | -32%     | 421   |
|                                     |                               | 2016 | 163 | 182 | 148 | 123 | 91  | 110 | 91  | 151 | 115 | 109 | 89  | 79  | 616      | ▼        | 1,451 |
|                                     |                               |      |     |     |     |     |     |     |     |     |     |     |     |     |          |          |       |
| Other                               |                               | 2017 | 9   | 7   | 3   | 8   | -   | -   | -   | -   | -   | -   | -   | -   | 27       | -7%      | 27    |
|                                     |                               | 2016 | 6   | 11  | 7   | 5   | 7   | 8   | 5   | 8   | 6   | 8   | 8   | 10  | 29       | ▼        | 89    |
|                                     |                               |      |     |     |     |     |     |     |     |     |     |     |     |     |          |          |       |

January 2016 -- April 2017 Filings

Dashboard

Court: Lee Circuit

Start/End Date: Jan-16 / Apr-17

2016 Average Month: 189

Jan-Apr 2016: 688

Filings Trending: ▼

Circuit/Court ID: 30

230105


Type of Case: Filings

2017 Average Month:164

Jan-Apr 2017 : 654

Overall AVG. Month: 182

Monthly Filings Summary



Jan --- Apr Filings

654

2017

688

2016

| Filings by Division |      |     |     |     |     |     |     |     |     |     |     |     |     |          |          |       |
|---------------------|------|-----|-----|-----|-----|-----|-----|-----|-----|-----|-----|-----|-----|----------|----------|-------|
|                     |      | Jan | Feb | Mar | Apr | May | Jun | Jul | Aug | Sep | Oct | Nov | Dec | Thru Apr | % Change | Total |
| Total               | 2017 | 169 | 128 | 137 | 220 | -   | -   | -   | -   | -   | -   | -   | -   | 654      | -5%      | 654   |
|                     | 2016 | 176 | 199 | 163 | 150 | 177 | 176 | 168 | 186 | 277 | 190 | 241 | 161 | 688      | ▼        | 2,264 |
| Civil               | 2017 | 13  | 13  | 24  | 21  | -   | -   | -   | -   | -   | -   | -   | -   | 71       | -17%     | 71    |
|                     | 2016 | 15  | 29  | 20  | 22  | 21  | 18  | 20  | 32  | 21  | 18  | 20  | 19  | 86       | ▼        | 255   |
| Criminal            | 2017 | 100 | 63  | 40  | 154 | -   | -   | -   | -   | -   | -   | -   | -   | 357      | -3%      | 357   |
|                     | 2016 | 101 | 112 | 66  | 89  | 112 | 112 | 98  | 91  | 198 | 112 | 159 | 106 | 368      | ▼        | 1,356 |
| Miscellaneous       | 2017 | 51  | 48  | 68  | 45  | -   | -   | -   | -   | -   | -   | -   | -   | 212      | -9%      | 212   |
|                     | 2016 | 60  | 58  | 77  | 38  | 44  | 46  | 48  | 63  | 58  | 59  | 62  | 35  | 233      | ▼        | 648   |
| Other               | 2017 | 5   | 4   | 5   | -   | -   | -   | -   | -   | -   | -   | -   | -   | 14       | 1,300%   | 14    |
|                     | 2016 | -   | -   | -   | 1   | -   | -   | 2   | -   | -   | 1   | -   | 1   | 1        | ▲        | 5     |

| Filings by Division & Case Category |                                   |      |     |     |     |     |     |     |     |     |     |     |     |          |          |       |
|-------------------------------------|-----------------------------------|------|-----|-----|-----|-----|-----|-----|-----|-----|-----|-----|-----|----------|----------|-------|
|                                     |                                   | Jan  | Feb | Mar | Apr | May | Jun | Jul | Aug | Sep | Oct | Nov | Dec | Thru Apr | % Change | Total |
| Civil                               | Administrative Law                | 2017 | -   | -   | -   | -   | -   | -   | -   | -   | -   | -   | -   | 0        | -100%    | 0     |
|                                     |                                   | 2016 | 1   | -   | -   | -   | -   | -   | -   | -   | -   | -   | -   | 1        | ▼        | 1     |
|                                     | Contested Divorce                 | 2017 | 1   | 3   | 4   | -   | -   | -   | -   | -   | -   | -   | -   | 8        | -33%     | 8     |
|                                     |                                   | 2016 | 1   | 3   | 6   | 2   | 2   | 1   | 1   | 4   | 3   | 3   | -   | 12       | ▼        | 27    |
|                                     | Domestic and Family - Level 1     | 2017 | -   | 1   | -   | 1   | -   | -   | -   | -   | -   | -   | -   | 2        | 100%     | 2     |
|                                     |                                   | 2016 | 1   | -   | -   | -   | -   | -   | 1   | -   | -   | 2   | 1   | 1        | ▲        | 5     |
|                                     | Domestic and Family - Level 2     | 2017 | 4   | -   | 4   | 3   | -   | -   | -   | -   | -   | -   | -   | 11       | -21%     | 11    |
|                                     |                                   | 2016 | 2   | 4   | 5   | 3   | 7   | 4   | 2   | 8   | 2   | 1   | 6   | 14       | ▼        | 46    |
|                                     | General Civil - Level 1           | 2017 | -   | -   | -   | -   | -   | -   | -   | -   | -   | -   | -   | 0        | 0        | 0     |
|                                     |                                   | 2016 | -   | -   | -   | -   | 1   | -   | -   | -   | -   | -   | 1   | 0        | ↔        | 2     |
|                                     | General Civil - Level 2           | 2017 | 2   | 4   | 3   | 3   | -   | -   | -   | -   | -   | -   | -   | 12       | 20%      | 12    |
|                                     |                                   | 2016 | 1   | 3   | 2   | 4   | 1   | 1   | 2   | 6   | 3   | 4   | 2   | 10       | ▲        | 32    |
| Criminal                            | General Civil - Level 3           | 2017 | 2   | 2   | 4   | 6   | -   | -   | -   | -   | -   | -   | -   | 14       | 27%      | 14    |
|                                     |                                   | 2016 | 2   | 5   | 3   | 1   | 3   | 6   | 4   | 9   | 2   | 3   | 1   | 11       | ▲        | 42    |
|                                     | Probates/Wills and Trusts - Level | 2017 | 2   | -   | -   | -   | -   | -   | -   | -   | -   | -   | -   | 2        | -80%     | 2     |
|                                     |                                   | 2016 | 2   | 4   | -   | 4   | 1   | 1   | -   | 1   | 2   | 1   | 1   | 10       | ▼        | 18    |
|                                     | Uncontested Divorce               | 2017 | 2   | 3   | 9   | 8   | -   | -   | -   | -   | -   | -   | -   | 22       | -19%     | 22    |
|                                     |                                   | 2016 | 5   | 10  | 4   | 8   | 7   | 4   | 11  | 6   | 8   | 6   | 5   | 27       | ▼        | 82    |
|                                     | Misdemeanor                       | 2017 | 22  | 16  | 20  | 21  | -   | -   | -   | -   | -   | -   | -   | 79       | 23%      | 79    |
|                                     |                                   | 2016 | 17  | 16  | 14  | 17  | 24  | 27  | 19  | 22  | 50  | 25  | 31  | 64       | ▲        | 300   |
|                                     | Non-Capital Felonies and          | 2017 | 77  | 41  | 19  | 89  | -   | -   | -   | -   | -   | -   | -   | 226      | -14%     | 226   |
|                                     |                                   | 2016 | 63  | 91  | 47  | 62  | 87  | 81  | 78  | 57  | 146 | 86  | 119 | 263      | ▼        | 982   |
|                                     | Other Criminally Related Matters  | 2017 | 1   | 6   | 1   | 44  | -   | -   | -   | -   | -   | -   | -   | 52       | 27%      | 52    |
|                                     |                                   | 2016 | 21  | 5   | 5   | 10  | 1   | 4   | 1   | 12  | 2   | 1   | 9   | 41       | ▲        | 74    |
| Miscellaneous                       |                                   | 2017 | 51  | 48  | 68  | 45  | -   | -   | -   | -   | -   | -   | -   | 212      | -9%      | 212   |
|                                     |                                   | 2016 | 60  | 58  | 77  | 38  | 44  | 46  | 48  | 63  | 58  | 59  | 62  | 233      | ▼        | 648   |
| Other                               |                                   | 2017 | 5   | 4   | 5   | -   | -   | -   | -   | -   | -   | -   | -   | 14       | 1,300%   | 14    |
|                                     |                                   | 2016 | -   | -   | -   | 1   | -   | -   | 2   | -   | -   | 1   | -   | 1        | ▲        | 5     |

January 2016 -- April 2017 Filings

Dashboard

Court: Scott Circuit

Start/End Date: Jan-16 / Apr-17

2016 Average Month: 195

Jan-Apr 2016: 942

Filings Trending: ▲

Circuit/Court ID: 30

230169

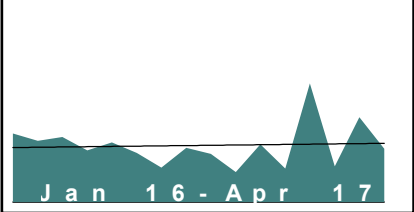
Type of Case: Filings

2017 Average Month:279

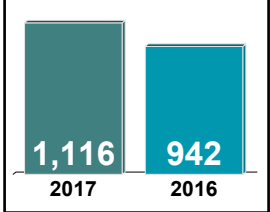
Jan-Apr 2017 : 1,116

Overall AVG. Month: 216

Monthly Filings Summary



Jan --- Apr Filings



| Filings by Division |      |     |     |     |     |     |     |     |     |     |     |     |     |          |          |       |
|---------------------|------|-----|-----|-----|-----|-----|-----|-----|-----|-----|-----|-----|-----|----------|----------|-------|
|                     |      | Jan | Feb | Mar | Apr | May | Jun | Jul | Aug | Sep | Oct | Nov | Dec | Thru Apr | % Change | Total |
| Total               | 2017 | 453 | 136 | 324 | 203 | -   | -   | -   | -   | -   | -   | -   | -   | 1,116    | 18%      | 1,116 |
|                     | 2016 | 262 | 234 | 249 | 197 | 228 | 188 | 132 | 207 | 184 | 115 | 220 | 128 | 942      | ▲        | 2,344 |
| Civil               | 2017 | 16  | 15  | 22  | 20  | -   | -   | -   | -   | -   | -   | -   | -   | 73       | -28%     | 73    |
|                     | 2016 | 21  | 24  | 24  | 33  | 22  | 14  | 19  | 18  | 12  | 15  | 19  | 19  | 102      | ▼        | 240   |
| Criminal            | 2017 | 363 | 44  | 201 | 139 | -   | -   | -   | -   | -   | -   | -   | -   | 747      | 41%      | 747   |
|                     | 2016 | 147 | 130 | 142 | 112 | 153 | 119 | 44  | 130 | 119 | 45  | 145 | 50  | 531      | ▲        | 1,336 |
| Miscellaneous       | 2017 | 73  | 77  | 101 | 44  | -   | -   | -   | -   | -   | -   | -   | -   | 295      | -5%      | 295   |
|                     | 2016 | 94  | 80  | 83  | 52  | 53  | 55  | 69  | 59  | 53  | 55  | 56  | 59  | 309      | ▼        | 768   |
| Other               | 2017 | 1   | -   | -   | -   | -   | -   | -   | -   | -   | -   | -   | -   | 1        | 1        | 1     |
|                     | 2016 | -   | -   | -   | -   | -   | -   | -   | -   | -   | -   | -   | -   | 0        | ↔        | 0     |

| Filings by Division & Case Category |                                   |      |     |     |     |     |     |     |     |     |     |     |     |          |          |       |
|-------------------------------------|-----------------------------------|------|-----|-----|-----|-----|-----|-----|-----|-----|-----|-----|-----|----------|----------|-------|
|                                     |                                   | Jan  | Feb | Mar | Apr | May | Jun | Jul | Aug | Sep | Oct | Nov | Dec | Thru Apr | % Change | Total |
| Civil                               | Administrative Law                | 2017 | -   | -   | -   | -   | -   | -   | -   | -   | -   | -   | -   | 0        | -100%    | 0     |
|                                     |                                   | 2016 | -   | -   | 1   | -   | -   | -   | -   | -   | 1   | -   | -   | 1        | ▼        | 2     |
|                                     | Contested Divorce                 | 2017 | 2   | 4   | 3   | 3   | -   | -   | -   | -   | -   | -   | -   | 12       | -40%     | 12    |
|                                     |                                   | 2016 | 3   | 4   | 6   | 7   | 6   | 5   | 8   | 3   | 1   | 5   | 4   | 20       | ▼        | 53    |
|                                     | Domestic and Family - Level 1     | 2017 | 1   | -   | 1   | -   | -   | -   | -   | -   | -   | -   | -   | 2        | 100%     | 2     |
|                                     |                                   | 2016 | 1   | -   | -   | -   | -   | -   | -   | -   | -   | 1   | -   | 1        | ▲        | 2     |
|                                     | Domestic and Family - Level 2     | 2017 | 1   | -   | 2   | 1   | -   | -   | -   | -   | -   | -   | -   | 4        | 33%      | 4     |
|                                     |                                   | 2016 | -   | 1   | 1   | 1   | 1   | -   | 1   | -   | -   | -   | -   | 3        | ▲        | 6     |
|                                     | General Civil - Level 1           | 2017 | -   | -   | 1   | 1   | -   | -   | -   | -   | -   | -   | -   | 2        | -33%     | 2     |
|                                     |                                   | 2016 | -   | 2   | -   | 1   | -   | 1   | -   | -   | -   | -   | 1   | 3        | ▼        | 5     |
|                                     | General Civil - Level 2           | 2017 | 1   | 1   | 4   | 7   | -   | -   | -   | -   | -   | -   | -   | 13       | 18%      | 13    |
|                                     |                                   | 2016 | 3   | 6   | 2   | -   | 1   | 3   | 2   | 3   | 1   | 3   | 3   | 11       | ▲        | 28    |
| Criminal                            | General Civil - Level 3           | 2017 | 3   | 2   | 2   | 2   | -   | -   | -   | -   | -   | -   | -   | 9        | -50%     | 9     |
|                                     |                                   | 2016 | 7   | 3   | 5   | 3   | 3   | 1   | 3   | 3   | 4   | 4   | 3   | 18       | ▼        | 40    |
|                                     | Probates/Wills and Trusts - Level | 2017 | 1   | -   | 1   | 1   | -   | -   | -   | -   | -   | -   | -   | 3        | -63%     | 3     |
|                                     |                                   | 2016 | 1   | 1   | 4   | 2   | 2   | -   | 3   | 4   | -   | 1   | 3   | 8        | ▼        | 21    |
|                                     | Uncontested Divorce               | 2017 | 7   | 8   | 8   | 5   | -   | -   | -   | -   | -   | -   | -   | 28       | -24%     | 28    |
|                                     |                                   | 2016 | 6   | 7   | 5   | 19  | 9   | 4   | 4   | 7   | 6   | 7   | 5   | 37       | ▼        | 83    |
|                                     | Misdemeanor                       | 2017 | 45  | 25  | 48  | 32  | -   | -   | -   | -   | -   | -   | -   | 150      | -14%     | 150   |
|                                     |                                   | 2016 | 43  | 52  | 46  | 34  | 54  | 25  | 20  | 21  | 18  | 40  | 29  | 175      | ▼        | 424   |
|                                     | Non-Capital Felonies and          | 2017 | 310 | 18  | 142 | 103 | -   | -   | -   | -   | -   | -   | -   | 573      | 80%      | 573   |
|                                     |                                   | 2016 | 98  | 75  | 74  | 72  | 82  | 86  | 16  | 77  | 96  | 18  | 102 | 319      | ▲        | 812   |
|                                     | Other Criminally Related Matters  | 2017 | 8   | 1   | 11  | 4   | -   | -   | -   | -   | -   | -   | -   | 24       | -35%     | 24    |
|                                     |                                   | 2016 | 6   | 3   | 22  | 6   | 17  | 8   | 8   | 11  | 2   | 3   | 5   | 37       | ▼        | 100   |
| Miscellaneous                       |                                   | 2017 | 73  | 77  | 101 | 44  | -   | -   | -   | -   | -   | -   | -   | 295      | -5%      | 295   |
|                                     |                                   | 2016 | 94  | 80  | 83  | 52  | 53  | 55  | 69  | 59  | 53  | 55  | 59  | 309      | ▼        | 768   |
| Other                               |                                   | 2017 | 1   | -   | -   | -   | -   | -   | -   | -   | -   | -   | -   | 1        | 1        | 1     |
|                                     |                                   | 2016 | -   | -   | -   | -   | -   | -   | -   | -   | -   | -   | -   | 0        | ↔        | 0     |



January 2016 -- April 2017 Filings

Dashboard

Court: Wise Circuit

Circuit/Court ID: 30

Start/End Date: Jan-16 / Apr-17

230195

2016 Average Month: 346

Type of Case: Filings

Jan-Apr 2016: 1,481

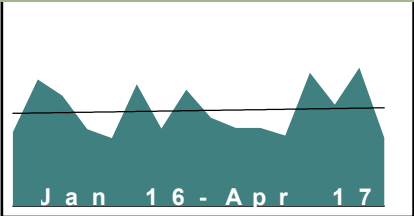
2017 Average Month:422

Filings Trending: ▲

Jan-Apr 2017 : 1,686

Overall AVG. Month: 365

Monthly Filings Summary



Jan --- Apr Filings

1,686

1,481

2017

2016

| Filings by Division |      |     |     |     |     |     |     |     |     |     |     |     |     |          |          |       |
|---------------------|------|-----|-----|-----|-----|-----|-----|-----|-----|-----|-----|-----|-----|----------|----------|-------|
|                     |      | Jan | Feb | Mar | Apr | May | Jun | Jul | Aug | Sep | Oct | Nov | Dec | Thru Apr | % Change | Total |
| Total               | 2017 | 509 | 387 | 529 | 261 | -   | -   | -   | -   | -   | -   | -   | -   | 1,686    | 14%      | 1,686 |
|                     | 2016 | 282 | 484 | 422 | 293 | 260 | 465 | 296 | 444 | 337 | 298 | 299 | 269 | 1,481    | ▲        | 4,149 |
| Civil               | 2017 | 39  | 43  | 66  | 36  | -   | -   | -   | -   | -   | -   | -   | -   | 184      | 1%       | 184   |
|                     | 2016 | 38  | 48  | 53  | 44  | 36  | 46  | 52  | 33  | 58  | 44  | 34  | 35  | 183      | ▲        | 521   |
| Criminal            | 2017 | 400 | 258 | 360 | 150 | -   | -   | -   | -   | -   | -   | -   | -   | 1,168    | 32%      | 1,168 |
|                     | 2016 | 154 | 313 | 253 | 162 | 157 | 353 | 136 | 304 | 182 | 173 | 176 | 170 | 882      | ▲        | 2,533 |
| Miscellaneous       | 2017 | 67  | 81  | 98  | 72  | -   | -   | -   | -   | -   | -   | -   | -   | 318      | -21%     | 318   |
|                     | 2016 | 85  | 119 | 114 | 85  | 66  | 63  | 107 | 107 | 94  | 80  | 86  | 62  | 403      | ▼        | 1,068 |
| Other               | 2017 | 3   | 5   | 5   | 3   | -   | -   | -   | -   | -   | -   | -   | -   | 16       | 23%      | 16    |
|                     | 2016 | 5   | 4   | 2   | 2   | 1   | 3   | 1   | -   | 3   | 1   | 3   | 2   | 13       | ▲        | 27    |

| Filings by Division & Case Category |                                   |      |     |     |     |     |     |     |     |     |     |     |     |          |          |       |
|-------------------------------------|-----------------------------------|------|-----|-----|-----|-----|-----|-----|-----|-----|-----|-----|-----|----------|----------|-------|
|                                     |                                   | Jan  | Feb | Mar | Apr | May | Jun | Jul | Aug | Sep | Oct | Nov | Dec | Thru Apr | % Change | Total |
| Civil                               | Administrative Law                | 2017 | -   | 1   | 1   | 1   | -   | -   | -   | -   | -   | -   | -   | 3        | 200%     | 3     |
|                                     |                                   | 2016 | 1   | -   | -   | -   | -   | -   | 1   | 1   | 3   | 1   | -   | 1        | ▲        | 7     |
|                                     | Contested Divorce                 | 2017 | 6   | 8   | 7   | 4   | -   | -   | -   | -   | -   | -   | -   | 25       | -26%     | 25    |
|                                     |                                   | 2016 | 5   | 7   | 12  | 10  | 6   | 6   | 10  | 4   | 7   | 4   | 6   | 34       | ▼        | 82    |
|                                     | Domestic and Family - Level 1     | 2017 | 1   | 2   | 1   | 1   | -   | -   | -   | -   | -   | -   | -   | 5        | 400%     | 5     |
|                                     |                                   | 2016 | 1   | -   | -   | -   | -   | 2   | -   | 2   | -   | -   | 3   | 1        | ▲        | 8     |
|                                     | Domestic and Family - Level 2     | 2017 | 3   | 5   | 9   | 4   | -   | -   | -   | -   | -   | -   | -   | 21       | 50%      | 21    |
|                                     |                                   | 2016 | 2   | 3   | 6   | 3   | 7   | 6   | 12  | 3   | 6   | 3   | 4   | 14       | ▲        | 56    |
|                                     | General Civil - Level 1           | 2017 | -   | -   | 1   | 1   | -   | -   | -   | -   | -   | -   | -   | 2        | -50%     | 2     |
|                                     |                                   | 2016 | 1   | 1   | -   | 2   | 3   | 2   | -   | 1   | -   | 3   | 1   | 4        | ▼        | 14    |
|                                     | General Civil - Level 2           | 2017 | 6   | 2   | 11  | 4   | -   | -   | -   | -   | -   | -   | -   | 23       | -39%     | 23    |
|                                     |                                   | 2016 | 4   | 11  | 14  | 9   | 7   | 10  | 6   | 10  | 9   | 1   | 12  | 38       | ▼        | 103   |
|                                     | General Civil - Level 3           | 2017 | 6   | 5   | 8   | 2   | -   | -   | -   | -   | -   | -   | -   | 21       | 50%      | 21    |
|                                     |                                   | 2016 | 4   | 1   | 3   | 6   | 5   | 2   | 4   | 3   | 10  | 6   | 3   | 14       | ▲        | 53    |
| Criminal                            | Probates/Wills and Trusts - Level | 2017 | -   | -   | -   | -   | -   | -   | -   | -   | -   | -   | -   | 0        | -100%    | 0     |
|                                     |                                   | 2016 | 1   | -   | -   | -   | -   | -   | -   | -   | -   | -   | -   | 1        | ▼        | 1     |
|                                     | Probates/Wills and Trusts - Level | 2017 | 1   | 4   | 6   | 1   | -   | -   | -   | -   | -   | -   | -   | 12       | -29%     | 12    |
|                                     |                                   | 2016 | 5   | 5   | 5   | 2   | 1   | 4   | 1   | 4   | 3   | 3   | -   | 17       | ▼        | 34    |
|                                     | Uncontested Divorce               | 2017 | 16  | 16  | 22  | 18  | -   | -   | -   | -   | -   | -   | -   | 72       | 22%      | 72    |
|                                     |                                   | 2016 | 14  | 20  | 13  | 12  | 7   | 16  | 17  | 17  | 16  | 13  | 7   | 59       | ▲        | 163   |
|                                     | Capital Murder                    | 2017 | -   | -   | -   | 1   | -   | -   | -   | -   | -   | -   | -   | 1        | 1        | 1     |
|                                     |                                   | 2016 | -   | -   | -   | -   | 4   | -   | -   | -   | -   | -   | -   | 0        | ↔        | 4     |
|                                     | Misdemeanor                       | 2017 | 99  | 78  | 33  | 39  | -   | -   | -   | -   | -   | -   | -   | 249      | 21%      | 249   |
|                                     |                                   | 2016 | 42  | 51  | 81  | 32  | 34  | 31  | 36  | 74  | 40  | 51  | 44  | 206      | ▲        | 559   |
| Miscellaneous                       | Non-Capital Felonies and          | 2017 | 286 | 172 | 322 | 101 | -   | -   | -   | -   | -   | -   | -   | 881      | 40%      | 881   |
|                                     |                                   | 2016 | 101 | 250 | 158 | 120 | 113 | 313 | 83  | 215 | 135 | 112 | 122 | 629      | ▲        | 1,838 |
|                                     | Other Criminally Related Matters  | 2017 | 15  | 8   | 5   | 9   | -   | -   | -   | -   | -   | -   | -   | 37       | -21%     | 37    |
|                                     |                                   | 2016 | 11  | 12  | 14  | 10  | 6   | 9   | 17  | 15  | 7   | 10  | 10  | 47       | ▼        | 132   |
| Other                               | Miscellaneous                     | 2017 | 67  | 81  | 98  | 72  | -   | -   | -   | -   | -   | -   | -   | 318      | -21%     | 318   |
|                                     |                                   | 2016 | 85  | 119 | 114 | 85  | 66  | 63  | 107 | 107 | 94  | 80  | 86  | 403      | ▼        | 1,068 |
| Other                               | Other                             | 2017 | 3   | 5   | 5   | 3   | -   | -   | -   | -   | -   | -   | -   | 16       | 23%      | 16    |
|                                     |                                   | 2016 | 5   | 4   | 2   | 2   | 1   | 3   | 1   | -   | 3   | 1   | 3   | 13       | ▲        | 27    |

January 2016 -- April 2017 Filings

Dashboard

Court: Prince William Circuit

Circuit/Court ID: 31

Start/End Date: Jan-16 / Apr-17

231153

2016 Average Month: 1,523

Type of Case: Filings

Jan-Apr 2016: 6,117

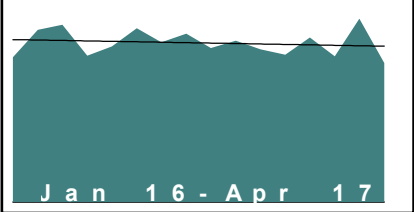
2017 Average Month:1,510

Filings Trending: ↔

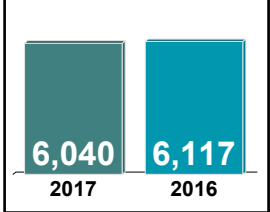
Jan-Apr 2017 : 6,040

Overall AVG. Month: 1,520

Monthly Filings Summary



Jan --- Apr Filings



| Filings by Division |      |       |       |       |       |       |       |       |       |       |       |       |       |          |          |        |
|---------------------|------|-------|-------|-------|-------|-------|-------|-------|-------|-------|-------|-------|-------|----------|----------|--------|
|                     |      | Jan   | Feb   | Mar   | Apr   | May   | Jun   | Jul   | Aug   | Sep   | Oct   | Nov   | Dec   | Thru Apr | % Change | Total  |
| Total               | 2017 | 1,571 | 1,392 | 1,750 | 1,327 | -     | -     | -     | -     | -     | -     | -     | -     | 6,040    | -1%      | 6,040  |
|                     | 2016 | 1,381 | 1,644 | 1,694 | 1,398 | 1,487 | 1,659 | 1,527 | 1,608 | 1,472 | 1,541 | 1,460 | 1,406 | 6,117    | ▼        | 18,277 |
| Civil               | 2017 | 229   | 236   | 269   | 234   | -     | -     | -     | -     | -     | -     | -     | -     | 968      | 3%       | 968    |
|                     | 2016 | 186   | 254   | 258   | 240   | 276   | 291   | 259   | 293   | 289   | 242   | 229   | 227   | 938      | ▲        | 3,044  |
| Criminal            | 2017 | 440   | 405   | 541   | 391   | -     | -     | -     | -     | -     | -     | -     | -     | 1,777    | -1%      | 1,777  |
|                     | 2016 | 394   | 487   | 479   | 432   | 518   | 506   | 482   | 522   | 493   | 531   | 411   | 401   | 1,792    | ▼        | 5,656  |
| Miscellaneous       | 2017 | 776   | 693   | 843   | 631   | -     | -     | -     | -     | -     | -     | -     | -     | 2,943    | -4%      | 2,943  |
|                     | 2016 | 734   | 800   | 887   | 653   | 592   | 728   | 684   | 710   | 638   | 693   | 740   | 692   | 3,074    | ▼        | 8,551  |
| Other               | 2017 | 126   | 58    | 97    | 71    | -     | -     | -     | -     | -     | -     | -     | -     | 352      | 12%      | 352    |
|                     | 2016 | 67    | 103   | 70    | 73    | 101   | 134   | 102   | 83    | 52    | 75    | 80    | 86    | 313      | ▲        | 1,026  |

| Filings by Division & Case Category |                               |      |     |     |     |     |     |     |     |     |     |     |     |     |          |          |       |
|-------------------------------------|-------------------------------|------|-----|-----|-----|-----|-----|-----|-----|-----|-----|-----|-----|-----|----------|----------|-------|
|                                     |                               |      | Jan | Feb | Mar | Apr | May | Jun | Jul | Aug | Sep | Oct | Nov | Dec | Thru Apr | % Change | Total |
| Civil                               | Administrative Law            | 2017 | -   | 1   | 3   | -   | -   | -   | -   | -   | -   | -   | -   | -   | 4        | -43%     | 4     |
|                                     |                               | 2016 | 3   | -   | -   | 4   | 2   | 3   | -   | 1   | 9   | 6   | 1   | -   | 7        | ▼        | 29    |
|                                     | Contested Divorce             | 2017 | 29  | 30  | 33  | 33  | -   | -   | -   | -   | -   | -   | -   | -   | 125      | 7%       | 125   |
|                                     |                               | 2016 | 23  | 37  | 27  | 30  | 35  | 39  | 36  | 37  | 45  | 28  | 19  | 21  | 117      | ▲        | 377   |
|                                     | Domestic and Family - Level 1 | 2017 | 12  | 3   | 7   | 11  | -   | -   | -   | -   | -   | -   | -   | -   | 33       | 18%      | 33    |
|                                     |                               | 2016 | 3   | 2   | 10  | 13  | 10  | 15  | 9   | 13  | 14  | 7   | 10  | 4   | 28       | ▲        | 110   |
|                                     | Domestic and Family - Level 2 | 2017 | 13  | 7   | 17  | 10  | -   | -   | -   | -   | -   | -   | -   | -   | 47       | 4%       | 47    |
|                                     |                               | 2016 | 7   | 11  | 20  | 7   | 15  | 24  | 13  | 20  | 17  | 10  | 15  | 9   | 45       | ▲        | 168   |
|                                     | General Civil - Level 1       | 2017 | 2   | 6   | 5   | 3   | -   | -   | -   | -   | -   | -   | -   | -   | 16       | 14%      | 16    |
|                                     |                               | 2016 | 3   | 4   | 5   | 2   | 2   | 7   | 4   | 3   | 6   | 4   | 2   | 3   | 14       | ▲        | 45    |
|                                     | General Civil - Level 2       | 2017 | 62  | 79  | 75  | 70  | -   | -   | -   | -   | -   | -   | -   | -   | 286      | 6%       | 286   |
|                                     |                               | 2016 | 55  | 86  | 67  | 62  | 80  | 90  | 77  | 93  | 78  | 70  | 68  | 81  | 270      | ▲        | 907   |
|                                     | General Civil - Level 3       | 2017 | 23  | 23  | 29  | 27  | -   | -   | -   | -   | -   | -   | -   | -   | 102      | 7%       | 102   |
|                                     |                               | 2016 | 24  | 25  | 25  | 21  | 51  | 21  | 19  | 21  | 19  | 25  | 33  | 27  | 95       | ▲        | 311   |
| Probates/Wills and Trusts - Level   | 2017                          | 1    | -   | -   | 1   | -   | -   | -   | -   | -   | -   | -   | -   | 2   | 100%     | 2        |       |
|                                     | 2016                          | -    | -   | -   | 1   | -   | 1   | 2   | -   | -   | 2   | 1   | 2   | 1   | ▲        | 9        |       |
| Probates/Wills and Trusts - Level   | 2017                          | 10   | 9   | 9   | 16  | -   | -   | -   | -   | -   | -   | -   | -   | 44  | 0%       | 44       |       |
|                                     | 2016                          | 8    | 8   | 13  | 15  | 5   | 11  | 8   | 9   | 10  | 9   | 7   | 9   | 44  | ↔        | 112      |       |
| Uncontested Divorce                 | 2017                          | 77   | 78  | 91  | 63  | -   | -   | -   | -   | -   | -   | -   | -   | 309 | -3%      | 309      |       |
|                                     | 2016                          | 60   | 81  | 91  | 85  | 76  | 80  | 91  | 96  | 91  | 81  | 73  | 71  | 317 | ▼        | 976      |       |
|                                     |                               |      |     |     |     |     |     |     |     |     |     |     |     |     |          |          |       |
| Criminal                            | Capital Murder                | 2017 | -   | -   | -   | -   | -   | -   | -   | -   | -   | -   | -   | -   | 0        | -100%    | 0     |
|                                     |                               | 2016 | -   | -   | -   | 5   | -   | -   | -   | -   | -   | -   | -   | -   | 5        | ▼        | 5     |
|                                     | Misdemeanor                   | 2017 | 89  | 91  | 137 | 71  | -   | -   | -   | -   | -   | -   | -   | -   | 388      | -1%      | 388   |
|                                     |                               | 2016 | 121 | 96  | 103 | 72  | 119 | 134 | 104 | 105 | 95  | 130 | 96  | 74  | 392      | ▼        | 1,249 |
|                                     | Non-Capital Felonies and      | 2017 | 309 | 255 | 303 | 272 | -   | -   | -   | -   | -   | -   | -   | -   | 1,139    | 2%       | 1,139 |
|                                     |                               | 2016 | 197 | 307 | 306 | 309 | 318 | 270 | 267 | 315 | 287 | 332 | 226 | 263 | 1,119    | ▲        | 3,397 |
| Other Criminally Related Matters    | 2017                          | 42   | 59  | 101 | 48  | -   | -   | -   | -   | -   | -   | -   | -   | 250 | -9%      | 250      |       |
|                                     | 2016                          | 76   | 84  | 70  | 46  | 81  | 102 | 111 | 102 | 111 | 69  | 89  | 64  | 276 | ▼        | 1,005    |       |
|                                     |                               |      |     |     |     |     |     |     |     |     |     |     |     |     |          |          |       |
|                                     | Miscellaneous                 | 2017 | 776 | 693 | 843 | 631 | -   | -   | -   | -   | -   | -   | -   | -   | 2,943    | -4%      | 2,943 |
|                                     |                               | 2016 | 734 | 800 | 887 | 653 | 592 | 728 | 684 | 710 | 638 | 693 | 740 | 692 | 3,074    | ▼        | 8,551 |
|                                     |                               |      |     |     |     |     |     |     |     |     |     |     |     |     |          |          |       |
|                                     | Other                         | 2017 | 126 | 58  | 97  | 71  | -   | -   | -   | -   | -   | -   | -   | -   | 352      | 12%      | 352   |
|                                     |                               | 2016 | 67  | 103 | 70  | 73  | 101 | 134 | 102 | 83  | 52  | 75  | 80  | 86  | 313      | ▲        | 1,026 |
|                                     |                               |      |     |     |     |     |     |     |     |     |     |     |     |     |          |          |       |