

Court: Chesapeake Circuit

Start/End Date: Jan-15 / Sep-16

2015 Average Month: 1,120

Jan-Sep 2015: 9,571

Filings Trending: ▲

Circuit/Court ID: 1 201550


Type of Case: Filings

2016 Average Month:1,364

Jan-Sep 2016 : 12,279

Overall AVG. Month: 1,225

Monthly Summary

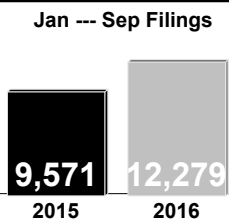


Jan 15-Sep 16

Totals

	2015	2016
Civil	3,297	2,731
Criminal	5,733	5,236
Other	4,413	4,312
Total	13,443	12,279

Jan --- Sep Filings



9,571 12,279

2015 2016

Jan --- Sep Filings

	2015	2016	% Change	Trending
Civil	2,460	2,731	11.0%	▲
Criminal	4,194	5,236	24.8%	▲
Other	2,917	4,312	47.8%	▲
Total	9,571	12,279	28.3%	▲

	Jan	Feb	Mar	Apr	May	Jun	Jul	Aug	Sep	Oct	Nov	Dec	Thru Sep	% Change	Trending	Total
2015	1,019	845	1,028	1,194	1,033	1,016	1,371	988	1,077	1,256	1,099	1,517	9,571			13,443
2016	1,274	1,452	1,592	1,519	1,230	1,270	1,401	1,410	1,131	-	-	-	12,279	28.3%	▲	12,279

		Jan	Feb	Mar	Apr	May	Jun	Jul	Aug	Sep	Oct	Nov	Dec	Thru Sep	% Change	Trending	Total
Administrative Law	2015	1	1	-	2	4	1	5	4	3	1	-	-	21			22
	2016	3	2	4	2	-	2	1	5	1	-	-	-	20	-4.8%	▼	20
Capital Murder	2015	-	-	-	-	-	1	-	-	-	-	-	-	1			1
	2016	14	19	20	25	34	27	19	15	15	23	27	19	188			257
Contested Divorce	2015	24	31	34	32	25	24	27	28	25	-	-	-	250	33.0%	▲	250
	2016	10	16	13	33	10	19	21	17	18	15	23	18	157			213
Domestic and Family - Level 1	2015	9	20	31	27	20	20	24	61	22	-	-	-	234	49.0%	▲	234
	2016	3	12	11	9	5	6	7	4	9	5	5	9	66			85
Domestic and Family - Level 2	2015	6	7	10	15	5	8	4	8	2	-	-	-	65	-1.5%	▼	65
	2016	1	5	2	6	3	1	6	3	5	4	5	-	32			41
General Civil - Level 1	2015	5	3	4	4	7	1	1	7	3	-	-	-	35	9.4%	▲	35
	2016	31	55	32	64	31	39	67	39	37	51	37	31	395			514
General Civil - Level 2	2015	51	39	33	20	57	24	30	48	37	-	-	-	339	-14.2%	▼	339
	2016	3	12	16	26	14	15	28	3	11	29	12	21	128			190
General Civil - Level 3	2015	16	13	14	19	25	15	13	41	18	-	-	-	174	35.9%	▲	174
	2016	406	321	381	343	312	296	462	305	344	338	387	676	3,170			4,571
Miscellaneous	2015	555	579	488	400	335	395	433	440	387	-	-	-	4,012	26.6%	▲	4,012
	2016	100	82	104	135	124	105	131	122	114	122	123	154	1,017			1,416
Misdemeanor	2015	83	142	142	146	107	128	119	144	111	-	-	-	1,122	10.3%	▲	1,122
	2016	315	183	258	408	347	334	331	287	306	393	257	297	2,769			3,716
Non-Capital Felonies and Related Matters	2015	291	358	554	529	385	438	491	370	324	-	-	-	3,740	35.1%	▲	3,740
	2016	62	35	72	56	50	58	148	87	90	168	109	123	658			1,058
Other	2015	121	129	139	209	132	105	156	151	109	-	-	-	1,251	90.1%	▲	1,251
	2016	31	50	42	39	37	51	74	42	57	49	53	94	423			619
Other Criminally Related Matters	2015	28	45	59	44	49	47	54	32	30	-	-	-	388	-8.3%	▼	388
	2016	2	1	1	-	-	2	-	-	1	2	-	1	7			10
Probates/Wills and Trusts - Level 1	2015	-	1	2	-	-	-	2	1	-	-	-	-	6	-14.3%	▼	6
	2016	8	3	10	2	5	4	7	11	4	9	5	3	54			71
Probates/Wills and Trusts - Level 2	2015	7	7	9	6	11	7	4	4	6	-	-	-	61	13.0%	▲	61
	2016	32	50	66	46	57	57	65	49	63	47	56	71	485			659
Uncontested Divorce	2015	75	76	69	66	72	56	42	70	56	-	-	-	582	20.0%	▲	582
	2016																

Court: Accomack Circuit

Start/End Date: Jan-15 / Sep-16

2015 Average Month: 111

Jan-Sep 2015: 902

Filings Trending: ▲

Circuit/Court ID: 2 202001


Type of Case: Filings

2016 Average Month:130

Jan-Sep 2016 : 1,166

Overall AVG. Month: 119

Monthly Summary



Jan 15-Sep 16

Totals

	2015	2016
Civil	396	288
Criminal	431	380
Other	501	498
Total	1,328	1,166

Jan --- Sep Filings

902

2015

1,166

2016

Jan --- Sep Filings

	2015	2016	% Change	Trending
Civil	316	288	-8.9%	▼
Criminal	288	380	31.9%	▲
Other	298	498	67.1%	▲
Total	902	1,166	29.3%	▲

	Jan	Feb	Mar	Apr	May	Jun	Jul	Aug	Sep	Oct	Nov	Dec	Thru Sep	% Change	Trending	Total
2015	102	86	109	140	87	96	84	98	100	154	90	182	902			1,328
2016	149	189	105	133	118	136	86	152	98	-	-	-	1,166	29.3%	▲	1,166

		Jan	Feb	Mar	Apr	May	Jun	Jul	Aug	Sep	Oct	Nov	Dec	Thru Sep	% Change	Trending	Total
Administrative Law	2015	-	-	-	-	-	-	-	-	-	2	2	-	0			4
	2016	-	2	-	1	-	1	1	1	-	-	-	-	6	0.0%	↔	6
Capital Murder	2015	-	1	-	-	-	-	-	-	-	-	-	-	1			1
	2016	-	1	-	-	-	-	-	-	-	-	-	-	1			1
Contested Divorce	2015	4	3	2	2	1	3	1	2	3	6	3	1	21			31
	2016	1	3	-	2	5	3	1	2	2	-	-	-	19	-9.5%	▼	19
Domestic and Family - Level 1	2015	-	2	-	2	2	-	2	-	1	4	2	-	9			15
	2016	3	3	4	1	1	2	-	1	-	-	-	-	15	66.7%	▲	15
Domestic and Family - Level 2	2015	2	-	-	-	-	2	4	1	-	-	-	-	9			9
	2016	-	-	1	3	-	2	-	2	-	-	-	-	8	-11.1%	▼	8
General Civil - Level 1	2015	3	2	-	1	1	-	1	-	-	-	-	-	8			8
	2016	1	-	-	-	-	1	1	-	-	-	-	-	3	-62.5%	▼	3
General Civil - Level 2	2015	14	2	2	7	10	10	3	15	7	5	6	2	70			83
	2016	4	3	2	6	4	2	4	17	6	-	-	-	48	-31.4%	▼	48
General Civil - Level 3	2015	9	3	3	4	7	5	2	4	7	3	2	1	44			50
	2016	2	1	1	1	1	3	3	6	5	-	-	-	23	-47.7%	▼	23
Miscellaneous	2015	44	26	64	47	44	27	39	29	45	68	55	100	365			588
	2016	101	106	74	57	58	44	37	53	47	-	-	-	577	58.1%	▲	577
Misdemeanor	2015	2	3	8	4	4	8	10	9	4	12	5	8	52			77
	2016	9	6	4	14	12	13	13	14	12	-	-	-	97	86.5%	▲	97
Non-Capital Felonies and Related Matters	2015	9	39	12	65	10	31	11	26	20	47	6	62	223			338
	2016	8	56	8	38	21	49	9	47	11	-	-	-	247	10.8%	▲	247
Other	2015	1	1	1	1	1	2	2	3	2	2	2	3	14			21
	2016	6	2	1	1	4	1	1	1	3	-	-	-	20	42.9%	▲	20
Other Criminally Related Matters	2015	4	-	6	2	-	2	-	-	-	2	3	1	14			20
	2016	5	1	4	1	-	6	6	6	7	-	-	-	36	157.1%	▲	36
Probates/Wills and Trusts - Lev	2016	-	-	1	-	-	-	-	-	-	-	-	-	1			1
Probates/Wills and Trusts - Level 2	2015	-	-	1	-	-	-	-	3	-	-	-	-	4			4
	2016	-	-	1	-	-	-	1	-	-	-	-	-	2	-50.0%	▼	2
Protective Orders	2015	-	-	-	-	-	-	1	-	-	-	-	-	1			1
	2016	-	-	-	-	-	-	-	1	-	-	-	-	1	0.0%	↔	1
Uncontested Divorce	2015	10	5	10	5	7	6	8	6	11	3	4	4	68			79
	2016	9	5	4	8	12	9	9	1	5	-	-	-	62	-8.8%	▼	62

Court: Northampton Circuit

Start/End Date: Jan-15 / Sep-16

2015 Average Month: 74

Jan-Sep 2015: 575

Filings Trending: ▲

Circuit/Court ID: 2 202131


Type of Case: Filings

2016 Average Month:92

Jan-Sep 2016 : 826

Overall AVG. Month: 82

Monthly Summary



Jan 15-Sep 16

Totals

	2015	2016
Civil	173	107
Criminal	532	576
Other	184	143
Total	889	826

Jan --- Sep Filings

575

2015

826

2016

Jan --- Sep Filings

	2015	2016	% Change	Trending
Civil	137	107	-21.9%	▼
Criminal	330	576	74.5%	▲
Other	108	143	32.4%	▲
Total	575	826	43.7%	▲

	Jan	Feb	Mar	Apr	May	Jun	Jul	Aug	Sep	Oct	Nov	Dec	Thru Sep	% Change	Trending	Total
2015	55	46	70	46	58	83	82	75	60	123	108	83	575			889
2016	107	90	179	53	93	54	79	91	80	-	-	-	826	43.7%	▲	826

		Jan	Feb	Mar	Apr	May	Jun	Jul	Aug	Sep	Oct	Nov	Dec	Thru Sep	% Change	Trending	Total
Administrative Law	2015	-	-	-	-	1	-	-	-	-	-	-	-	1			1
	2016	-	-	-	-	-	-	-	1	-	-	-	-	1	0.0%	↔	1
Contested Divorce	2015	-	-	3	2	-	-	2	4	1	2	1	-	12			15
	2016	1	1	1	-	-	1	-	2	1	-	-	-	7	-41.7%	▼	7
Domestic and Family - Level 1	2015	-	-	-	1	3	-	2	-	-	-	3	1	6			10
	2016	-	-	2	3	1	1	-	3	-	-	-	-	10	66.7%	▲	10
Domestic and Family - Level 2	2015	-	1	1	-	-	1	-	-	-	-	-	-	3			3
	2016	-	-	-	-	1	-	-	-	1	-	-	-	2	-33.3%	▼	2
General Civil - Level 1	2015	-	-	-	-	-	-	-	-	-	1	-	1	0			2
General Civil - Level 2	2015	2	1	4	3	1	3	4	2	3	-	1	1	23	0.0%	↔	25
	2016	-	1	2	1	5	-	5	3	5	-	-	-	22	-4.3%	▼	22
General Civil - Level 3	2015	9	1	-	2	5	9	6	7	2	6	3	2	41			52
	2016	2	4	-	4	2	1	5	-	1	-	-	-	19	-53.7%	▼	19
Miscellaneous	2015	13	20	20	8	14	12	16	20	16	23	30	29	139			221
	2016	24	29	28	15	15	10	11	13	19	-	-	-	164	18.0%	▲	164
Misdemeanor	2015	15	8	15	10	14	20	27	26	23	55	33	14	158			260
	2016	21	26	11	10	36	24	13	37	31	-	-	-	209	32.3%	▲	209
Non-Capital Felonies and Related Matters	2015	7	6	21	8	12	19	20	7	10	30	28	29	110			197
	2016	52	23	123	12	19	12	24	28	15	-	-	-	308	180.0%	▲	308
Other	2016	-	-	-	-	-	1	-	-	-	-	-	-	1			1
Other Criminally Related Matters	2015	7	6	4	6	7	17	3	8	4	5	7	1	62			75
	2016	3	3	6	5	11	4	18	4	5	-	-	-	59	-4.8%	▼	59
Probates/Wills and Trusts - Level 2	2015	1	2	1	3	1	-	-	-	-	-	-	1	8			9
	2016	1	-	1	1	-	-	-	-	1	-	-	-	4	-50.0%	▼	4
Uncontested Divorce	2015	1	1	1	3	-	2	2	1	1	1	2	4	12			19
	2016	3	3	5	2	3	-	3	-	1	-	-	-	20	66.7%	▲	20

Court: Virginia Beach Circuit

Start/End Date: Jan-15 / Sep-16

2015 Average Month: 1,231

Jan-Sep 2015: 11,215

Filings Trending: ⇄

Circuit/Court ID: 2 202810


Type of Case: Filings

2016 Average Month: 1,253

Jan-Sep 2016 : 11,278

Overall AVG. Month: 1,240

Monthly Summary



Jan 15-Sep 16

Totals

	2015	2016
Civil	5,970	4,781
Criminal	8,253	5,899
Other	548	598
Total	14,771	11,278

Jan --- Sep Filings

11,215

2015

11,278

2016

Jan --- Sep Filings

	2015	2016	% Change	Trending
Civil	4,527	4,781	5.6%	▲
Criminal	6,283	5,899	-6.1%	▼
Other	405	598	47.7%	▲
Total	11,215	11,278	0.6%	▲

Virginia Beach - Back on CMS - October 2014

		Jan	Feb	Mar	Apr	May	Jun	Jul	Aug	Sep	Oct	Nov	Dec	Thru Sep	% Change	Trending	Total
2015		1,018	959	1,349	1,387	1,349	1,321	1,368	1,166	1,298	1,283	1,127	1,146	11,215			14,771
2016		1,000	1,367	1,367	1,200	1,233	1,260	1,199	1,487	1,165	-	-	-	11,278	0.6%	▲	11,278

		Jan	Feb	Mar	Apr	May	Jun	Jul	Aug	Sep	Oct	Nov	Dec	Thru Sep	% Change	Trending	Total
Administrative Law	2015	1	2	3	2	1	-	-	-	1	2	-	2	10			14
	2016	2	2	1	1	-	-	-	2	4	-	-	-	12	20.0%	▲	12
Capital Murder	2015	-	1	-	-	2	-	-	-	1	-	-	2	4			6
	2016	-	-	-	-	-	-	-	-	-	-	-	-	-			-
Contested Divorce	2015	18	22	45	40	33	29	36	22	26	28	30	27	271			356
	2016	24	47	42	37	25	26	29	43	27	-	-	-	300	10.7%	▲	300
Domestic and Family - Level 1	2015	20	36	26	50	40	59	58	63	53	53	46	52	405			556
	2016	44	36	48	49	52	53	48	71	73	-	-	-	474	17.0%	▲	474
Domestic and Family - Level 2	2015	5	15	16	10	8	19	8	10	14	15	10	18	105			148
	2016	10	14	23	20	12	18	15	13	16	-	-	-	141	34.3%	▲	141
General Civil - Level 1	2015	2	2	2	3	5	5	1	10	3	2	3	2	33			40
	2016	1	6	3	4	5	4	7	6	-	-	-	-	36	9.1%	▲	36
General Civil - Level 2	2015	63	52	86	60	59	66	69	60	80	88	70	49	595			802
	2016	58	53	76	56	87	71	53	79	72	-	-	-	605	1.7%	▲	605
General Civil - Level 3	2015	23	18	41	85	76	102	90	111	68	96	94	60	614			864
	2016	97	99	81	73	73	85	85	115	83	-	-	-	791	28.8%	▲	791
Miscellaneous	2015	112	123	205	189	139	169	237	187	204	184	122	158	1,565			2,029
	2016	139	180	188	203	154	179	187	201	179	-	-	-	1,610	2.9%	▲	1,610
Misdemeanor	2015	161	148	196	260	253	215	267	194	212	260	229	225	1,906			2,620
	2016	155	229	271	200	213	247	256	257	226	-	-	-	2,054	7.8%	▲	2,054
Non-Capital Felonies and Related Matters	2015	339	315	405	474	500	408	392	323	443	378	333	359	3,599			4,669
	2016	285	477	366	354	375	349	280	370	314	-	-	-	3,170	-11.9%	▼	3,170
Other	2015	57	55	69	56	62	57	49	52	61	45	55	52	518			670
	2016	58	75	85	56	101	64	62	102	19	-	-	-	622	20.1%	▲	622
Other Criminally Related Matters	2015	134	112	141	67	75	80	76	43	56	62	59	71	784			976
	2016	42	56	78	72	54	77	100	139	74	-	-	-	692	-11.7%	▼	692
Probates/Wills and Trusts - Level 1	2015	-	1	2	1	1	-	1	1	-	-	1	2	7			10
	2016	1	-	1	2	-	-	1	-	1	-	-	-	6	-14.3%	▼	6
Probates/Wills and Trusts - Level 2	2015	10	5	8	8	8	17	10	10	12	9	10	6	88			113
	2016	14	19	14	7	17	14	8	14	14	-	-	-	121	37.5%	▲	121
Protective Orders	2015	-	-	-	-	1	-	-	-	-	1	-	-	1			2
	2016	-	-	1	2	-	-	-	-	-	-	-	-	3	200.0%	▲	3
Uncontested Divorce	2015	73	52	104	82	86	95	74	80	64	60	65	61	710			896
	2016	70	74	89	64	65	73	68	75	63	-	-	-	641	-9.7%	▼	641

Court: Portsmouth Circuit

Start/End Date: Jan-15 / Sep-16

2015 Average Month: 800

Jan-Sep 2015: 7,275

Filings Trending: ▼

Circuit/Court ID: 3 203740

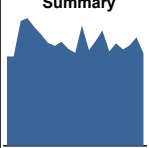
Type of Case: Filings

2016 Average Month:760

Jan-Sep 2016 : 6,838

Overall AVG. Month: 783

Monthly Summary



Jan 15-Sep 16

Totals

	2015	2016
Civil	3,746	2,278
Criminal	4,315	3,067
Other	1,543	1,493
Total	9,604	6,838

Jan --- Sep Filings

7,275

2015

6,838

2016

Jan --- Sep Filings

	2015	2016	% Change	Trending
Civil	2,993	2,278	-23.9%	▼
Criminal	3,117	3,067	-1.6%	▼
Other	1,165	1,493	28.2%	▲
Total	7,275	6,838	-6.0%	▼

	Jan	Feb	Mar	Apr	May	Jun	Jul	Aug	Sep	Oct	Nov	Dec	Thru Sep	% Change	Trending	Total
2015	671	670	937	960	895	837	774	750	781	728	698	903	7,275			9,604
2016	720	786	865	710	769	723	754	815	696	-	-	-	6,838	-6.0%	▼	6,838

		Jan	Feb	Mar	Apr	May	Jun	Jul	Aug	Sep	Oct	Nov	Dec	Thru Sep	% Change	Trending	Total
Administrative Law	2015	-	2	2	-	3	-	1	-	1	-	1	-	9			10
	2016	-	-	1	-	1	-	2	1	3	-	-	-	8	-11.1%	▼	8
Contested Divorce	2015	4	10	17	11	10	13	11	9	7	11	8	10	92			121
	2016	7	11	10	15	10	10	8	15	13	-	-	-	99	7.6%	▲	99
Domestic and Family - Level 1	2015	14	17	10	5	7	5	10	12	7	6	10	7	87			110
	2016	1	11	10	5	11	11	6	17	11	-	-	-	83	-4.6%	▼	83
Domestic and Family - Level 2	2015	3	2	7	-	5	7	6	4	5	4	3	2	39			48
	2016	2	2	6	1	2	2	2	5	3	-	-	-	25	-35.9%	▼	25
General Civil - Level 1	2015	1	1	2	2	-	1	-	1	4	-	1	2	12			15
	2016	2	2	2	1	-	2	3	2	2	-	-	-	16	33.3%	▲	16
General Civil - Level 2	2015	20	27	30	22	19	30	28	21	20	23	14	29	217			283
	2016	13	23	18	20	17	17	16	19	13	-	-	-	156	-28.1%	▼	156
General Civil - Level 3	2015	118	107	133	215	170	206	97	154	91	78	91	77	1,291			1,537
	2016	51	68	104	83	94	101	115	70	101	-	-	-	787	-39.0%	▼	787
Miscellaneous	2015	217	165	214	216	179	168	193	199	198	162	176	222	1,749			2,309
	2016	218	201	224	201	178	196	167	260	165	-	-	-	1,810	3.5%	▲	1,810
Misdemeanor	2015	65	97	161	121	167	86	127	92	97	98	105	124	1,013			1,340
	2016	86	96	106	63	94	75	95	102	90	-	-	-	807	-20.3%	▼	807
Non-Capital Felonies and Related Matters	2015	151	136	246	225	208	201	212	166	222	252	189	318	1,767			2,526
	2016	239	255	230	186	250	188	239	215	194	-	-	-	1,996	13.0%	▲	1,996
Other	2015	35	35	38	63	49	38	30	31	63	35	28	40	382			485
	2016	52	55	71	72	65	57	53	56	48	-	-	-	529	38.5%	▲	529
Other Criminally Related Matters	2015	15	44	48	42	43	51	27	34	44	29	39	51	348			467
	2016	30	33	38	36	21	25	33	25	32	-	-	-	273	-21.6%	▼	273
Probates/Wills and Trusts - Lev	2015	-	-	-	-	-	-	-	-	-	-	1	-	0			1
Probates/Wills and Trusts - Level 2	2015	6	3	4	5	4	3	4	3	2	4	5	5	34	0.0%	↔	48
	2016	5	5	3	4	1	7	1	6	6	-	-	-	38	11.8%	▲	38
Protective Orders	2015	-	5	2	1	3	-	2	3	2	4	2	-	18			24
	2016	-	-	4	3	2	2	-	3	2	-	-	-	16	-11.1%	▼	16
Uncontested Divorce	2015	22	19	23	32	28	28	26	21	18	22	25	16	217			280
	2016	14	24	38	20	23	30	14	19	13	-	-	-	195	-10.1%	▼	195

Court: Norfolk Circuit

Start/End Date: Jan-15 / Sep-16

2015 Average Month: 1,886

Jan-Sep 2015: 16,885

Filings Trending: ▲

Circuit/Court ID: 4 204710


Type of Case: Filings

2016 Average Month:2,065

Jan-Sep 2016 : 18,581

Overall AVG. Month: 1,962

Monthly Summary




Jan 15-Sep 16

Totals

	2015	2016
Civil	12,024	9,253
Criminal	7,368	5,992
Other	3,236	3,336
Total	22,628	18,581

Jan --- Sep Filings



20152016

Jan --- Sep Filings

	2015	2016	% Change	Trending
Civil	9,073	9,253	2.0%	▲
Criminal	5,497	5,992	9.0%	▲
Other	2,315	3,336	44.1%	▲
Total	16,885	18,581	10.0%	▲

	Jan	Feb	Mar	Apr	May	Jun	Jul	Aug	Sep	Oct	Nov	Dec	Thru Sep	% Change	Trending	Total
2015	1,897	1,342	2,255	2,017	1,923	1,868	1,844	1,819	1,920	1,814	1,844	2,085	16,885			22,628
2016	1,880	2,212	2,377	2,013	2,185	1,990	2,047	2,060	1,817	-	-	-	18,581	10.0%	▲	18,581

		Jan	Feb	Mar	Apr	May	Jun	Jul	Aug	Sep	Oct	Nov	Dec	Thru Sep	% Change	Trending	Total
Administrative Law	2015	-	-	-	-	-	1	-	1	-	2	1	-	2			5
	2016	2	1	-	2	2	1	1	3	3	-	-	-	15	650.0%	▲	15
Capital Murder	2015	1	-	-	2	-	-	-	-	-	-	-	-	3			3
	2016	1	-	-	2	-	-	-	-	-	-	-	-	3			3
Contested Divorce	2015	73	84	113	119	100	89	100	101	75	101	83	86	854			1,124
	2016	94	99	120	105	122	102	97	89	103	-	-	-	931	9.0%	▲	931
Domestic and Family - Level 1	2015	17	21	20	13	17	23	38	17	15	24	19	23	181			247
	2016	22	45	48	28	48	26	32	25	43	-	-	-	317	75.1%	▲	317
Domestic and Family - Level 2	2015	24	9	10	37	28	14	18	26	23	14	25	20	189			248
	2016	26	25	19	16	42	17	7	21	21	-	-	-	194	2.6%	▲	194
General Civil - Level 1	2015	5	3	2	6	7	3	7	2	6	4	5	3	41			53
	2016	6	6	1	2	5	4	3	4	6	-	-	-	37	-9.8%	▼	37
General Civil - Level 2	2015	52	68	56	46	47	73	62	46	48	43	46	29	498			616
	2016	39	59	48	59	50	40	48	43	39	-	-	-	425	-14.7%	▼	425
General Civil - Level 3	2015	38	26	56	34	35	39	42	50	60	49	37	39	380			505
	2016	43	51	48	40	57	61	49	56	41	-	-	-	446	17.4%	▲	446
Miscellaneous	2015	831	439	955	692	708	632	545	749	670	638	752	894	6,221			8,505
	2016	660	734	879	639	759	636	714	813	562	-	-	-	6,396	2.8%	▲	6,396
Misdemeanor	2015	140	84	121	134	136	146	137	93	145	105	129	142	1,136			1,512
	2016	120	123	187	137	124	128	151	137	120	-	-	-	1,227	8.0%	▲	1,227
Non-Capital Felonies and Related Matters	2015	340	278	426	476	436	398	458	356	449	423	393	461	3,617			4,894
	2016	431	422	487	432	505	461	447	400	402	-	-	-	3,987	10.2%	▲	3,987
Other	2015	79	77	85	90	80	108	83	91	82	105	78	109	775			1,067
	2016	118	267	140	151	136	149	134	151	124	-	-	-	1,370	76.8%	▲	1,370
Other Criminally Related Matters	2015	93	57	71	107	78	100	95	81	103	84	61	87	785			1,017
	2016	75	87	97	92	90	115	97	66	99	-	-	-	818	4.2%	▲	818
Probates/Wills and Trusts - Level 1	2015	-	-	-	2	-	-	1	2	-	-	-	-	5			5
	2016	-	1	1	-	-	-	-	-	-	-	-	-	2	-60.0%	▼	2
Probates/Wills and Trusts - Level 2	2015	12	3	19	19	17	14	14	9	11	12	18	17	118			165
	2016	14	17	17	18	8	10	11	13	13	-	-	-	121	2.5%	▲	121
Protective Orders	2015	-	1	3	-	3	3	2	1	-	-	2	3	13			18
	2016	1	1	-	-	-	-	-	-	-	-	-	-	2	-84.6%	▼	2
Uncontested Divorce	2015	193	192	318	242	231	225	242	194	233	210	195	172	2,070			2,647
	2016	228	274	285	290	237	240	256	239	241	-	-	-	2,290	10.6%	▲	2,290

Court: Isle of Wight Circuit

Start/End Date: Jan-15 / Sep-16

2015 Average Month: 143

Jan-Sep 2015: 1,263

Filings Trending: ▲

Circuit/Court ID: 5 205093


Type of Case: Filings

2016 Average Month:164

Jan-Sep 2016 : 1,480

Overall AVG. Month: 152

Monthly Summary



Jan 15-Sep 16

Totals

	2015	2016
Civil	393	310
Criminal	521	547
Other	797	623
Total	1,711	1,480

Jan --- Sep Filings

1,263

1,480

2015

2016

Jan --- Sep Filings

	2015	2016	% Change	Trending
Civil	303	310	2.3%	▲
Criminal	421	547	29.9%	▲
Other	539	623	15.6%	▲
Total	1,263	1,480	17.2%	▲

	Jan	Feb	Mar	Apr	May	Jun	Jul	Aug	Sep	Oct	Nov	Dec	Thru Sep	% Change	Trending	Total
2015	153	116	170	110	137	125	187	125	140	123	145	180	1,263			1,711
2016	237	207	172	172	107	163	151	120	151	-	-	-	1,480	17.2%	▲	1,480

		Jan	Feb	Mar	Apr	May	Jun	Jul	Aug	Sep	Oct	Nov	Dec	Thru Sep	% Change	Trending	Total
Administrative Law	2015	-	-	-	-	1	-	-	-	-	-	-	-	1			1
	2016	-	-	3	-	-	-	-	1	-	-	-	-	4	300.0%	▲	4
Contested Divorce	2015	-	2	2	2	3	7	2	1	2	4	2	3	21			30
	2016	2	3	6	3	2	6	3	4	3	-	-	-	32	52.4%	▲	32
Domestic and Family - Level 1	2015	4	-	-	1	3	6	3	3	3	5	1	2	23			31
	2016	-	9	5	4	-	2	-	1	1	-	-	-	22	-4.3%	▼	22
Domestic and Family - Level 2	2015	1	1	1	-	1	-	4	2	-	4	-	1	10			15
	2016	1	2	1	1	1	2	2	3	-	-	-	-	13	30.0%	▲	13
General Civil - Level 1	2015	-	-	1	-	1	-	-	-	-	-	-	-	2			2
	2016	-	-	-	-	-	-	-	1	1	-	-	-	2	0.0%	↔	2
General Civil - Level 2	2015	7	3	2	2	6	5	5	12	1	3	9	5	43			60
	2016	5	4	4	2	6	3	2	9	1	-	-	-	36	-16.3%	▼	36
General Civil - Level 3	2015	2	6	2	3	3	2	2	3	2	5	2	2	25			34
	2016	2	3	1	3	4	-	2	4	2	-	-	-	21	-16.0%	▼	21
Miscellaneous	2015	64	62	78	59	57	50	67	72	52	67	67	133	561			828
	2016	114	118	96	59	47	64	70	53	49	-	-	-	670	19.4%	▲	670
Misdemeanor	2015	2	3	15	7	3	4	9	4	13	8	3	2	60			73
	2016	4	7	9	4	6	9	6	6	6	-	-	-	57	-5.0%	▼	57
Non-Capital Felonies and Related Matters	2015	54	19	44	8	30	30	78	7	36	12	43	20	306			381
	2016	88	28	23	82	17	59	48	17	73	-	-	-	435	42.2%	▲	435
Other	2015	3	10	6	17	12	5	4	9	6	3	7	4	72			86
	2016	11	6	13	5	7	6	9	6	1	-	-	-	64	-11.1%	▼	64
Other Criminally Related Matters	2015	6	3	10	-	5	7	4	3	17	5	2	5	55			67
	2016	2	17	5	3	9	4	3	4	9	-	-	-	56	1.8%	▲	56
Probates/Wills and Trusts - Level 2	2015	1	2	3	1	-	-	2	-	-	2	-	-	9			11
	2016	-	2	-	1	1	2	-	2	1	-	-	-	9	0.0%	↔	9
Uncontested Divorce	2015	9	5	6	10	12	9	7	9	8	5	9	3	75			92
	2016	8	8	6	5	7	6	6	9	4	-	-	-	59	-21.3%	▼	59

Court: Southampton Circuit

Start/End Date: Jan-15 / Sep-16

2015 Average Month: 128

Jan-Sep 2015: 1,182

Filings Trending: ▲

Circuit/Court ID: 5 205175


Type of Case: Filings

2016 Average Month:172

Jan-Sep 2016 : 1,549

Overall AVG. Month: 147

Monthly Summary



Jan 15-Sep 16

Totals

	2015	2016
Civil	369	316
Criminal	819	785
Other	352	448
Total	1,540	1,549

Jan --- Sep Filings

1,182

2015

1,549

2016

Jan --- Sep Filings

	2015	2016	% Change	Trending
Civil	296	316	6.8%	▲
Criminal	646	785	21.5%	▲
Other	240	448	86.7%	▲
Total	1,182	1,549	31.0%	▲

	Jan	Feb	Mar	Apr	May	Jun	Jul	Aug	Sep	Oct	Nov	Dec	Thru Sep	% Change	Trending	Total
2015	116	101	163	131	109	105	180	107	170	94	137	127	1,182			1,540
2016	204	211	234	158	156	137	144	147	158	-	-	-	1,549	31.0%	▲	1,549

		Jan	Feb	Mar	Apr	May	Jun	Jul	Aug	Sep	Oct	Nov	Dec	Thru Sep	% Change	Trending	Total
Administrative Law	2015	1	-	-	-	-	-	-	2	-	-	2	1	3			6
	2016	-	1	-	-	-	1	-	-	1	-	-	-	3	0.0%	↔	3
Capital Murder	2015	-	-	-	-	-	-	-	-	-	-	1	-	0			1
	2016	2	9	7	1	3	4	3	1	-	-	-	3	30	0.0%	↔	33
Contested Divorce	2015	3	3	7	3	-	2	2	2	2	-	-	-	24	-20.0%	▼	24
	2016	1	2	3	-	2	1	4	1	1	-	1	2	15	-73.3%	▼	18
Domestic and Family - Level 1	2015	-	-	1	-	-	1	2	-	-	-	-	-	4	-73.3%	▼	4
	2016	-	-	-	1	-	-	1	-	1	-	3	-	3			6
Domestic and Family - Level 2	2015	-	-	-	-	-	-	-	-	-	-	-	-	18	500.0%	▲	18
	2016	-	17	-	-	-	1	-	-	-	-	-	-	1	-50.0%	▼	1
General Civil - Level 1	2015	-	-	-	1	-	-	-	1	-	-	-	-	2			2
	2016	-	-	-	-	-	-	-	-	1	-	-	-	1	-50.0%	▼	1
General Civil - Level 2	2015	6	4	5	5	6	4	1	1	3	9	3	3	35			50
	2016	3	9	10	2	4	6	6	6	2	-	-	-	48	37.1%	▲	48
General Civil - Level 3	2015	2	1	2	4	2	2	6	3	4	1	1	2	26			30
	2016	3	9	3	2	2	1	2	5	1	-	-	-	28	7.7%	▲	28
Miscellaneous	2015	26	46	47	37	22	24	46	45	39	35	28	68	332			463
	2016	76	77	64	58	34	35	59	57	45	-	-	-	505	52.1%	▲	505
Misdemeanor	2015	14	16	11	7	11	11	17	6	15	8	21	12	108			149
	2016	22	11	21	11	37	14	10	8	12	-	-	-	146	35.2%	▲	146
Non-Capital Felonies and Related Matters	2015	43	13	56	61	38	49	64	36	81	29	62	27	441			559
	2016	70	62	105	64	57	48	46	56	68	-	-	-	576	30.6%	▲	576
Other	2015	1	1	2	-	-	-	4	2	2	-	-	-	12			12
	2016	13	8	3	8	6	13	5	5	8	-	-	-	69	475.0%	▲	69
Other Criminally Related Matters	2015	15	-	20	2	16	4	23	-	20	7	8	4	100			119
	2016	9	8	13	3	9	7	6	4	10	-	-	-	69	-31.0%	▼	69
Probates/Wills and Trusts - Level 2	2015	-	-	-	3	-	2	2	-	1	2	-	-	8			10
	2016	-	-	-	-	-	-	-	1	-	-	-	-	1	-87.5%	▼	1
Protective Orders	2015	1	-	1	-	-	-	-	-	-	-	-	1	2			3
	2016	-	-	1	-	-	-	-	-	-	-	-	-	1	-50.0%	▼	1
Uncontested Divorce	2015	4	9	9	9	9	4	9	9	3	3	7	4	65			79
	2016	5	6	6	7	7	8	6	3	8	-	-	-	56	-13.8%	▼	56

Court: Suffolk Circuit

Start/End Date: Jan-15 / Sep-16

2015 Average Month: 476

Jan-Sep 2015: 4,195

Filings Trending: ▲

Circuit/Court ID: 5 205800


Type of Case: Filings

2016 Average Month:488

Jan-Sep 2016 : 4,393

Overall AVG. Month: 481

Monthly Summary



Jan 15-Sep 16

Totals

	2015	2016
Civil	1,135	843
Criminal	3,090	2,324
Other	1,481	1,226
Total	5,706	4,393

Jan --- Sep Filings

4,195

2015

4,393

2016

Jan --- Sep Filings

	2015	2016	% Change	Trending
Civil	855	843	-1.4%	▼
Criminal	2,308	2,324	0.7%	▲
Other	1,032	1,226	18.8%	▲
Total	4,195	4,393	4.7%	▲

	Jan	Feb	Mar	Apr	May	Jun	Jul	Aug	Sep	Oct	Nov	Dec	Thru Sep	% Change	Trending	Total
2015	566	455	583	401	403	528	413	452	394	487	573	451	4,195			5,706
2016	498	509	566	486	474	539	469	416	436	-	-	-	4,393	4.7%	▲	4,393

		Jan	Feb	Mar	Apr	May	Jun	Jul	Aug	Sep	Oct	Nov	Dec	Thru Sep	% Change	Trending	Total
Administrative Law	2015	1	-	-	1	-	-	-	-	-	-	-	-	2			2
	2016	1	-	-	-	-	-	-	1	2	-	-	-	4	100.0%	▲	4
Capital Murder	2015	-	-	4	-	1	-	-	-	-	-	-	-	5			5
	2016	-	-	-	-	-	-	-	-	-	-	-	-	-			-
Contested Divorce	2015	8	5	14	8	11	9	9	10	8	7	10	10	82			109
	2016	9	12	9	6	4	5	6	9	6	-	-	-	66	-19.5%	▼	66
Domestic and Family - Level 1	2015	6	2	1	9	3	6	6	3	3	12	1	1	39			53
	2016	1	10	3	3	3	7	8	4	1	-	-	-	40	2.6%	▲	40
Domestic and Family - Level 2	2015	4	3	4	10	6	11	7	11	6	7	8	7	62			84
	2016	8	3	7	6	8	10	7	8	9	-	-	-	66	6.5%	▲	66
General Civil - Level 1	2015	2	-	-	3	-	1	-	1	1	-	1	-	8			9
	2016	-	-	1	-	-	2	-	1	1	-	-	-	5	-37.5%	▼	5
General Civil - Level 2	2015	15	15	23	18	16	16	15	13	8	17	12	6	139			174
	2016	13	17	13	13	21	22	16	19	10	-	-	-	144	3.6%	▲	144
General Civil - Level 3	2015	1	6	5	2	6	12	14	10	16	9	13	9	72			103
	2016	8	3	6	5	5	12	11	9	14	-	-	-	73	1.4%	▲	73
Miscellaneous	2015	160	130	177	139	120	145	163	113	124	142	143	251	1,271			1,807
	2016	200	186	197	140	144	164	162	154	137	-	-	-	1,484	16.8%	▲	1,484
Misdemeanor	2015	86	67	39	38	58	83	42	67	55	64	100	32	535			731
	2016	81	69	95	72	54	52	58	53	48	-	-	-	582	8.8%	▲	582
Non-Capital Felonies and Related Matters	2015	241	192	278	124	151	210	129	196	140	201	259	107	1,661			2,228
	2016	162	186	195	212	204	235	175	132	184	-	-	-	1,685	1.4%	▲	1,685
Other	2015	-	2	3	1	1	2	-	-	4	1	1	1	13			16
	2016	1	-	1	2	1	1	1	1	4	-	-	-	12	-7.7%	▼	12
Other Criminally Related Matters	2015	15	16	13	18	13	11	6	11	10	8	6	9	113			136
	2016	3	3	7	10	7	8	9	6	4	-	-	-	57	-49.6%	▼	57
Probates/Wills and Trusts - Level 1	2015	-	-	-	-	2	-	-	1	-	1	-	1	3			5
	2016	1	-	-	-	-	-	-	-	-	-	-	-	1	-66.7%	▼	1
Probates/Wills and Trusts - Level 2	2015	2	-	1	1	2	2	3	1	3	-	1	3	15			19
	2016	1	4	1	2	2	5	-	1	-	-	-	-	16	6.7%	▲	16
Uncontested Divorce	2015	25	17	25	29	14	20	19	15	16	18	18	14	180			230
	2016	9	16	27	15	20	16	16	18	16	-	-	-	153	-15.0%	▼	153

Court: Brunswick Circuit

Start/End Date: Jan-15 / Sep-16

2015 Average Month: 89

Jan-Sep 2015: 717

Filings Trending: ▲

Circuit/Court ID: 6 206025

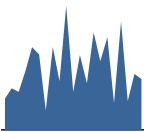
Type of Case: Filings

2016 Average Month:96

Jan-Sep 2016 : 864

Overall AVG. Month: 92

Monthly Summary




Jan 15-Sep 16

Totals

	2015	2016
Civil	136	102
Criminal	727	565
Other	209	197
Total	1,072	864

Jan --- Sep Filings



717 2015 864 2016

Jan --- Sep Filings

	2015	2016	% Change	Trending
Civil	98	102	4.1%	▲
Criminal	479	565	18.0%	▲
Other	140	197	40.7%	▲
Total	717	864	20.5%	▲

	Jan	Feb	Mar	Apr	May	Jun	Jul	Aug	Sep	Oct	Nov	Dec	Thru Sep	% Change	Trending	Total
2015	47	62	57	88	124	113	29	124	73	186	57	112	717			1,072
2016	70	146	103	139	40	163	43	84	76	-	-	-	864	20.5%	▲	864

		Jan	Feb	Mar	Apr	May	Jun	Jul	Aug	Sep	Oct	Nov	Dec	Thru Sep	% Change	Trending	Total
Contested Divorce	2015	-	-	1	-	1	-	2	2	1	2	-	1	7			10
	2016	-	1	2	1	2	2	1	1	1	-	-	-	11	57.1%	▲	11
Domestic and Family - Level 1	2015	-	-	-	3	-	2	-	-	-	4	1	-	5			10
	2016	-	-	-	-	1	-	-	-	-	-	-	-	1			1
Domestic and Family - Level 2	2015	-	-	-	-	-	-	-	-	-	-	-	-	1			1
	2016	-	-	1	-	-	-	-	-	-	-	-	-	1	0.0%	↔	1
General Civil - Level 2	2015	1	-	1	1	1	4	1	1	2	2	1	-	12			15
	2016	2	1	1	-	-	-	2	2	2	-	-	-	10	-16.7%	▼	10
General Civil - Level 3	2015	1	-	2	1	1	2	-	1	1	1	-	1	9			11
	2016	1	1	1	2	2	1	1	-	2	-	-	-	11	22.2%	▲	11
Miscellaneous	2015	25	14	17	17	22	20	12	18	30	21	31	39	175			266
	2016	34	37	36	24	20	25	19	25	18	-	-	-	238	36.0%	▲	238
Misdemeanor	2015	5	21	9	18	34	22	-	41	15	89	14	28	165			296
	2016	16	54	8	34	7	82	2	24	16	-	-	-	243	47.3%	▲	243
Non-Capital Felonies and Related Matters	2015	12	23	24	33	62	51	11	54	12	60	10	31	282			383
	2016	13	40	45	71	3	49	8	25	25	-	-	-	279	-1.1%	▼	279
Other	2016	-	-	-	-	1	-	6	-	-	-	-	-	7			7
Other Criminally Related Matters	2015	1	4	-	14	-	6	-	4	4	6	-	10	33			49
	2016	2	11	-	7	4	3	-	6	11	-	-	-	44	33.3%	▲	44
Probates/Wills and Trusts - Lev	2015	-	-	-	-	-	1	1	-	1	-	-	-	3			3
Protective Orders	2015	1	-	-	-	-	1	-	-	3	-	-	-	5			5
Uncontested Divorce	2015	1	-	3	1	2	4	2	3	4	1	-	2	20			23
	2016	2	1	9	-	1	1	4	1	1	-	-	-	20	0.0%	↔	20

Court: Greenville Circuit

Start/End Date: Jan-15 / Sep-16

2015 Average Month: 68

Jan-Sep 2015: 631

Filings Trending: ▼

Circuit/Court ID: 6 206081

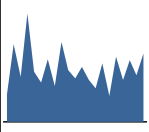
Type of Case: Filings

2016 Average Month:59

Jan-Sep 2016 : 531

Overall AVG. Month: 64

Monthly Summary

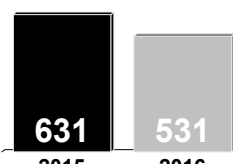


Jan 15-Sep 16

Totals

	2015	2016
Civil	239	185
Criminal	572	346
Total	811	531

Jan --- Sep Filings



631 2015 531 2016

Jan --- Sep Filings

	2015	2016	% Change	Trending
Civil	191	185	-3.1%	▼
Criminal	440	346	-21.4%	▼
Total	631	531	-15.8%	▼

	Jan	Feb	Mar	Apr	May	Jun	Jul	Aug	Sep	Oct	Nov	Dec	Thru Sep	% Change	Trending	Total
2015	33	93	54	130	60	47	75	43	96	62	52	66	631			811
2016	50	40	70	31	78	50	74	56	82	-	-	-	531	-15.8%	▼	531

		Jan	Feb	Mar	Apr	May	Jun	Jul	Aug	Sep	Oct	Nov	Dec	Thru Sep	% Change	Trending	Total
Capital Murder	2016	-	-	-	-	1	-	-	-	-	-	-	-	1			1
Contested Divorce	2015	-	1	2	-	-	1	1	3	2	1	-	-	10			11
	2016	1	2	2	1	-	1	4	1	-	-	-	-	12	20.0%	▲	12
Domestic and Family - Level 1	2015	-	-	3	4	-	2	-	1	1	8	-	-	11			19
	2016	3	-	2	1	2	4	-	4	-	-	-	-	16	45.5%	▲	16
Domestic and Family - Level 2	2015	1	-	-	-	-	-	-	1	-	-	1	-	2			3
	2016	-	-	3	-	-	-	-	3	-	-	-	-	6	200.0%	▲	6
General Civil - Level 1	2015	-	-	1	2	-	-	-	-	1	-	-	1	4			5
	2016	-	1	-	-	-	1	-	-	-	-	-	-	2	-50.0%	▼	2
General Civil - Level 2	2015	9	9	4	2	5	4	11	2	5	1	5	8	51			65
	2016	2	8	4	2	3	8	4	3	3	-	-	-	37	-27.5%	▼	37
General Civil - Level 3	2015	2	2	-	1	5	2	-	1	9	-	4	2	22			28
	2016	3	1	5	1	5	2	5	2	1	-	-	-	25	13.6%	▲	25
Miscellaneous	2015	5	5	4	11	5	6	7	4	5	2	5	5	52			64
	2016	8	3	6	6	5	8	5	4	5	-	-	-	50	-3.8%	▼	50
Misdemeanor	2015	2	5	7	21	6	6	13	4	31	6	6	11	95			118
	2016	6	6	12	7	6	9	13	12	22	-	-	-	93	-2.1%	▼	93
Non-Capital Felonies and Related Matters	2015	12	54	22	81	30	19	38	21	33	40	23	38	310			411
	2016	23	11	31	10	52	13	30	15	45	-	-	-	230	-25.8%	▼	230
Other	2015	-	-	-	-	-	-	-	1	-	-	-	-	1			1
	2016	-	-	-	-	-	-	1	1	-	-	-	-	2	100.0%	▲	2
Other Criminally Related Matters	2015	1	10	5	4	2	3	3	2	8	2	5	1	38			46
	2016	-	4	1	-	2	2	7	6	1	-	-	-	23	-39.5%	▼	23
Probates/Wills and Trusts - Lev	2015	-	-	-	1	-	-	-	-	-	-	-	-	1			1
Probates/Wills and Trusts - Level 2	2015	-	-	-	-	-	1	-	-	-	-	1	-	1			2
	2016	-	-	-	-	-	1	-	-	3	-	-	-	4	300.0%	▲	4
Uncontested Divorce	2015	1	7	6	3	7	3	2	3	1	2	2	-	33			37
	2016	4	4	4	3	2	1	5	5	2	-	-	-	30	-9.1%	▼	30

Court: Prince George Circuit

Start/End Date: Jan-15 / Sep-16

2015 Average Month: 146

Jan-Sep 2015: 1,254

Filings Trending: ▲

Circuit/Court ID: 6 206149


Type of Case: Filings

2016 Average Month:167

Jan-Sep 2016 : 1,502

Overall AVG. Month: 155

Monthly Summary



Jan 15-Sep 16

Totals

	2015	2016
Civil	397	270
Criminal	585	554
Other	766	678
Total	1,748	1,502

Jan --- Sep Filings

1,254

2015

1,502

2016

Jan --- Sep Filings

	2015	2016	% Change	Trending
Civil	310	270	-12.9%	▼
Criminal	419	554	32.2%	▲
Other	525	678	29.1%	▲
Total	1,254	1,502	19.8%	▲

	Jan	Feb	Mar	Apr	May	Jun	Jul	Aug	Sep	Oct	Nov	Dec	Thru Sep	% Change	Trending	Total
2015	160	129	194	140	116	110	167	113	125	127	142	225	1,254			1,748
2016	181	197	233	133	170	155	141	114	178	-	-	-	1,502	19.8%	▲	1,502

		Jan	Feb	Mar	Apr	May	Jun	Jul	Aug	Sep	Oct	Nov	Dec	Thru Sep	% Change	Trending	Total
Capital Murder	2016	-	-	1	-	-	-	-	-	-	-	-	-	1			1
Contested Divorce	2015	9	2	3	2	4	3	1	3	3	5	1	6	30			42
	2016	5	4	5	2	3	1	2	3	5	-	-	-	30	0.0%	↔	30
Domestic and Family - Level 1	2015	-	2	1	5	1	5	-	5	4	6	-	1	23			30
	2016	6	6	5	2	6	2	1	-	4	-	-	-	32	39.1%	▲	32
Domestic and Family - Level 2	2015	-	-	2	1	1	-	-	-	-	1	1	-	4			6
	2016	3	-	4	1	-	-	1	2	-	-	-	-	11	175.0%	▲	11
General Civil - Level 1	2015	1	-	-	1	1	-	-	1	-	-	-	-	4			4
	2016	-	-	1	-	-	-	-	-	-	-	-	-	1	-75.0%	▼	1
General Civil - Level 2	2015	2	2	2	9	7	7	3	2	3	6	3	4	37			50
	2016	2	4	2	4	-	4	3	3	5	-	-	-	27	-27.0%	▼	27
General Civil - Level 3	2015	1	2	1	1	5	2	1	-	3	-	-	2	16			18
	2016	-	1	1	-	1	2	1	2	2	-	-	-	10	-37.5%	▼	10
Miscellaneous	2015	76	68	88	68	47	65	74	71	53	56	75	131	610			872
	2016	87	116	138	81	55	81	67	63	59	-	-	-	747	22.5%	▲	747
Misdemeanor	2015	20	1	32	8	10	6	21	8	8	9	10	11	114			144
	2016	9	11	16	8	19	14	14	6	16	-	-	-	113	-0.9%	▼	113
Non-Capital Felonies and Related Matters	2015	40	44	43	33	27	7	49	10	42	30	37	56	295			418
	2016	63	37	49	20	69	38	38	28	79	-	-	-	421	42.7%	▲	421
Other	2015	-	-	-	1	1	-	-	-	-	-	3	-	2			5
	2016	1	2	-	-	1	-	-	-	1	-	-	-	5	150.0%	▲	5
Other Criminally Related Matters	2015	-	1	3	-	3	1	3	2	1	5	3	6	14			28
	2016	-	4	2	5	2	1	3	2	1	-	-	-	20	42.9%	▲	20
Probates/Wills and Trusts - Level 2	2015	-	1	-	2	-	3	-	1	1	-	-	1	8			9
	2016	-	1	-	1	-	1	4	-	-	-	-	-	7	-12.5%	▼	7
Uncontested Divorce	2015	11	6	19	9	9	11	15	10	7	9	9	7	97			122
	2016	5	11	9	9	14	11	7	5	6	-	-	-	77	-20.6%	▼	77

Court: Surry Circuit

Start/End Date: Jan-15 / Sep-16

2015 Average Month: 23

Jan-Sep 2015: 194

Filings Trending: ▲

Circuit/Court ID: 6 206181


Type of Case: Filings

2016 Average Month:23

Jan-Sep 2016 : 210

Overall AVG. Month: 23

Monthly Summary



Jan 15-Sep 16

Totals

	2015	2016
Civil	80	55
Criminal	43	56
Other	148	99
Total	271	210

Jan --- Sep Filings

194

2015

210

2016

Jan --- Sep Filings

	2015	2016	% Change	Trending
Civil	70	55	-21.4%	▼
Criminal	24	56	133.3%	▲
Other	100	99	-1.0%	▼
Total	194	210	8.2%	▲

	Jan	Feb	Mar	Apr	May	Jun	Jul	Aug	Sep	Oct	Nov	Dec	Thru Sep	% Change	Trending	Total
2015	30	15	41	19	18	16	19	19	17	13	26	38	194			271
2016	21	22	31	15	16	21	31	23	30	-	-	-	210	8.2%	▲	210

		Jan	Feb	Mar	Apr	May	Jun	Jul	Aug	Sep	Oct	Nov	Dec	Thru Sep	% Change	Trending	Total
Contested Divorce	2015	-	-	1	-	1	-	-	1	-	-	1	-	3			4
	2016	2	-	1	1	-	1	1	-	1	-	-	-	7	133.3%	▲	7
Domestic and Family - Level 1	2015	-	-	-	-	-	1	-	-	-	-	-	-	1			1
	2016	-	-	-	1	-	-	-	-	1	-	-	-	1			1
Domestic and Family - Level 2	2015	-	-	-	1	-	-	-	-	-	-	-	-	1			1
	2016	-	-	-	-	1	-	-	-	1	-	-	-	2	100.0%	▲	2
General Civil - Level 1	2015	1	-	-	-	-	-	-	-	-	-	-	-	1			1
	2016	1	2	-	2	2	3	-	-	1	2	-	1	11			14
General Civil - Level 2	2015	1	-	-	1	1	1	2	1	-	-	-	-	6	-45.5%	▼	6
	2016	-	-	-	1	1	1	2	1	-	-	-	-	6	-45.5%	▼	6
General Civil - Level 3	2015	4	1	8	1	1	-	1	2	-	1	-	-	18			19
	2016	-	1	2	3	2	1	1	1	1	-	-	-	12	-33.3%	▼	12
Miscellaneous	2015	17	12	26	8	8	10	16	13	9	7	21	23	119			170
	2016	14	20	11	7	5	14	20	19	9	-	-	-	119	0.0%	↔	119
Misdemeanor	2015	1	-	-	2	2	1	-	-	2	3	1	3	8			15
	2016	-	-	1	1	-	1	-	-	6	-	-	-	9	12.5%	▲	9
Non-Capital Felonies and Related Matters	2015	2	-	3	4	1	-	-	1	2	-	1	8	13			22
	2016	2	-	16	1	7	-	7	1	11	-	-	-	45	246.2%	▲	45
Other	2015	2	-	-	-	-	-	-	-	-	-	-	-	2			2
	2016	1	-	-	1	1	-	-	-	-	-	-	3	3			6
Other Criminally Related Matters	2015	1	-	-	1	1	-	-	-	-	-	-	-	3			6
	2016	1	-	-	-	-	-	-	-	1	-	-	-	2	-33.3%	▼	2
Probates/Wills and Trusts - Level 2	2015	-	-	-	-	1	1	-	-	-	-	-	-	2			2
	2016	-	1	-	-	-	-	-	-	-	-	-	-	1	-50.0%	▼	1
Uncontested Divorce	2015	1	-	3	-	1	1	2	2	3	-	2	-	13			15
	2016	2	-	-	1	-	2	-	1	-	-	-	-	6	-53.8%	▼	6

Court: Sussex Circuit

Start/End Date: Jan-15 / Sep-16

2015 Average Month: 49

Jan-Sep 2015: 425

Filings Trending: ▲

Circuit/Court ID: 6 206183


Type of Case: Filings

2016 Average Month:49

Jan-Sep 2016 : 442

Overall AVG. Month: 49

Monthly Summary



Jan 15-Sep 16

Totals

	2015	2016
Civil	129	94
Criminal	315	228
Other	146	120
Total	590	442

Jan --- Sep Filings

425

2015

442

2016

Jan --- Sep Filings

	2015	2016	% Change	Trending
Civil	109	94	-13.8%	▼
Criminal	221	228	3.2%	▲
Other	95	120	26.3%	▲
Total	425	442	4.0%	▲

	Jan	Feb	Mar	Apr	May	Jun	Jul	Aug	Sep	Oct	Nov	Dec	Thru Sep	% Change	Trending	Total
2015	52	38	69	54	36	43	37	44	52	50	66	49	425			590
2016	38	68	69	35	54	34	29	54	61	-	-	-	442	4.0%	▲	442

		Jan	Feb	Mar	Apr	May	Jun	Jul	Aug	Sep	Oct	Nov	Dec	Thru Sep	% Change	Trending	Total
Administrative Law	2015	-	-	1	-	-	1	-	-	-	-	-	-	2			2
Contested Divorce	2015	2	3	2	1	-	-	1	1	3	1	-	1	13			15
	2016	-	1	-	3	-	1	-	-	1	-	-	-	6	-53.8%	▼	6
Domestic and Family - Level 2	2015	-	-	-	1	-	-	-	-	-	-	-	-	1			1
General Civil - Level 2	2015	-	6	1	-	-	5	3	5	-	4	2	1	20			27
	2016	-	1	6	1	2	1	3	3	4	-	-	-	21	5.0%	▲	21
General Civil - Level 3	2015	-	-	2	4	1	-	1	1	10	1	1	-	19			21
	2016	-	1	-	-	1	-	-	15	3	-	-	-	20	5.3%	▲	20
Miscellaneous	2015	14	13	15	17	19	12	10	9	19	16	18	20	128			182
	2016	19	17	23	20	13	8	14	18	17	-	-	-	149	16.4%	▲	149
Misdemeanor	2015	7	3	7	9	5	10	6	7	5	6	9	9	59			83
	2016	4	8	11	1	11	7	8	6	10	-	-	-	66	11.9%	▲	66
Non-Capital Felonies and Related Matters	2015	20	2	35	12	8	10	13	12	12	15	34	11	124			184
	2016	14	37	19	7	19	11	2	8	25	-	-	-	142	14.5%	▲	142
Other	2015	-	-	1	-	-	-	-	-	-	-	-	-	1			1
	2016	-	-	-	1	-	-	-	-	-	-	-	-	1	0.0%	↔	1
Other Criminally Related Matters	2015	8	7	2	8	2	3	2	5	2	5	2	4	39			50
	2016	1	3	4	1	6	2	1	4	-	-	-	-	22	-43.6%	▼	22
Probates/Wills and Trusts - Level 2	2015	-	-	-	-	-	-	1	1	-	-	-	3	2			5
	2016	-	-	2	-	-	1	-	-	-	-	-	-	3	50.0%	▲	3
Uncontested Divorce	2015	1	4	3	2	1	2	-	3	1	2	-	-	17			19
	2016	-	-	4	1	2	3	1	-	1	-	-	-	12	-29.4%	▼	12

Court: Hopewell Circuit

Start/End Date: Jan-15 / Sep-16

2015 Average Month: 113

Jan-Sep 2015: 946

Filings Trending: ▲

Circuit/Court ID: 6 206670


Type of Case: Filings

2016 Average Month:131

Jan-Sep 2016 : 1,179

Overall AVG. Month: 120

Monthly Summary



Jan 15-Sep 16

Totals

	2015	2016
Civil	322	279
Criminal	764	680
Other	264	220
Total	1,350	1,179

Jan --- Sep Filings

946

2015

1,179

2016

Jan --- Sep Filings

	2015	2016	% Change	Trending
Civil	245	279	13.9%	▲
Criminal	519	680	31.0%	▲
Other	182	220	20.9%	▲
Total	946	1,179	24.6%	▲

	Jan	Feb	Mar	Apr	May	Jun	Jul	Aug	Sep	Oct	Nov	Dec	Thru Sep	% Change	Trending	Total
2015	99	135	141	108	47	91	63	121	141	154	122	128	946			1,350
2016	128	118	168	144	104	116	125	175	101	-	-	-	1,179	24.6%	▲	1,179

		Jan	Feb	Mar	Apr	May	Jun	Jul	Aug	Sep	Oct	Nov	Dec	Thru Sep	% Change	Trending	Total
Administrative Law	2016	-	-	-	-	-	-	1	-	-	-	-	-	1			1
Contested Divorce	2015	3	4	2	4	2	3	-	2	-	2	2	-	20			24
	2016	-	1	6	-	1	-	4	2	3	-	-	-	17	-15.0%	▼	17
Domestic and Family - Level 1	2015	1	5	10	-	1	2	2	14	9	7	6	4	44			61
	2016	4	9	13	7	7	4	-	-	3	-	-	-	47	6.8%	▲	47
Domestic and Family - Level 2	2015	-	-	1	2	-	-	-	1	-	1	2	-	4			7
	2016	-	-	2	-	1	1	1	5	1	-	-	-	11	175.0%	▲	11
General Civil - Level 1	2015	-	-	-	-	-	1	-	-	-	-	-	1	1			2
	2016	-	-	-	-	-	-	1	-	-	-	-	-	1	0.0%	↔	1
General Civil - Level 2	2015	3	2	9	3	3	-	2	3	1	5	2	1	26			34
	2016	3	7	8	3	1	3	1	2	3	-	-	-	31	19.2%	▲	31
General Civil - Level 3	2015	2	5	-	1	3	2	1	-	4	2	3	-	18			23
	2016	3	2	6	2	1	3	3	3	1	-	-	-	24	33.3%	▲	24
Miscellaneous	2015	28	34	48	21	13	21	27	45	23	32	33	45	260			370
	2016	33	42	44	44	24	27	33	35	32	-	-	-	314	20.8%	▲	314
Misdemeanor	2015	9	38	14	10	6	14	6	14	14	24	23	19	125			191
	2016	18	9	26	22	25	24	29	21	21	-	-	-	195	56.0%	▲	195
Non-Capital Felonies and Related Matters	2015	49	41	46	56	9	36	22	37	84	78	41	55	380			554
	2016	60	43	58	59	36	47	39	102	30	-	-	-	474	24.7%	▲	474
Other	2016	-	-	-	-	-	-	1	-	-	-	-	-	1			1
Other Criminally Related Matters	2015	-	1	3	4	3	1	1	-	1	1	2	2	14			19
	2016	-	2	1	2	2	1	2	-	1	-	-	-	11	-21.4%	▼	11
Probates/Wills and Trusts - Lev	2015	-	-	-	-	-	1	-	-	-	-	-	-	1			1
Probates/Wills and Trusts - Level 2	2015	3	-	1	2	1	2	1	1	1	-	2	-	12			14
	2016	4	-	-	2	1	3	-	1	1	-	-	-	12	0.0%	↔	12
Protective Orders	2016	-	-	1	-	-	-	-	-	-	-	-	-	1			1
Uncontested Divorce	2015	1	5	7	5	6	8	1	4	4	2	6	1	41			50
	2016	3	3	3	3	5	3	10	4	5	-	-	-	39	-4.9%	▼	39

Court: Newport News Circuit

Start/End Date: Jan-15 / Sep-16

2015 Average Month: 788

Jan-Sep 2015: 7,058

Filings Trending: ↔

Circuit/Court ID: 7 207700


Type of Case: Filings

2016 Average Month:799

Jan-Sep 2016 : 7,189

Overall AVG. Month: 793

Monthly Summary



Jan 15-Sep 16

Totals

	2015	2016
Civil	2,420	1,826
Criminal	4,470	3,314
Other	2,571	2,049
Total	9,461	7,189

Jan --- Sep Filings

7,058

7,189

2015

2016

Jan --- Sep Filings

	2015	2016	% Change	Trending
Civil	1,882	1,826	-3.0%	▼
Criminal	3,328	3,314	-	↔
Other	1,848	2,049	10.9%	▲
Total	7,058	7,189	1.9%	▲

	Jan	Feb	Mar	Apr	May	Jun	Jul	Aug	Sep	Oct	Nov	Dec	Thru Sep	% Change	Trending	Total
2015	911	774	916	888	684	761	765	602	757	817	689	897	7,058			9,461
2016	751	727	1,158	644	602	1,044	684	797	782	-	-	-	7,189	1.9%	▲	7,189

		Jan	Feb	Mar	Apr	May	Jun	Jul	Aug	Sep	Oct	Nov	Dec	Thru Sep	% Change	Trending	Total
Administrative Law	2015	1	-	1	-	1	-	-	2	1	-	-	-	6			6
	2016	-	-	1	-	-	-	-	2	2	-	-	-	5	-16.7%	▼	5
Contested Divorce	2015	15	17	26	27	13	11	17	15	17	22	15	10	158			205
	2016	18	21	28	16	23	17	16	15	25	-	-	-	179	13.3%	▲	179
Domestic and Family - Level 1	2015	20	15	13	13	19	23	21	16	13	24	18	26	153			221
	2016	4	20	32	21	22	19	12	16	36	-	-	-	182	19.0%	▲	182
Domestic and Family - Level 2	2015	4	6	-	9	5	4	7	13	3	8	4	3	51			66
	2016	5	4	5	5	3	11	2	9	8	-	-	-	52	2.0%	▲	52
General Civil - Level 1	2015	9	4	65	12	2	61	19	5	35	6	20	8	212			246
	2016	7	34	6	37	6	6	3	7	10	-	-	-	116	-45.3%	▼	116
General Civil - Level 2	2015	31	19	27	37	32	20	36	45	36	34	28	26	283			371
	2016	30	35	27	26	27	34	42	36	36	-	-	-	293	3.5%	▲	293
General Civil - Level 3	2015	16	10	15	9	12	12	17	12	14	14	26	17	117			174
	2016	11	32	21	12	14	29	10	21	22	-	-	-	172	47.0%	▲	172
Miscellaneous	2015	200	204	291	248	168	209	204	212	183	206	201	315	1,919			2,641
	2016	288	319	337	209	179	236	224	248	224	-	-	-	2,264	18.0%	▲	2,264
Misdemeanor	2015	109	116	112	110	74	78	63	37	70	59	68	64	769			960
	2016	103	47	104	58	74	142	75	74	47	-	-	-	724	-5.9%	▼	724
Non-Capital Felonies and Related Matters	2015	325	205	188	226	210	158	235	100	236	288	162	315	1,883			2,648
	2016	183	36	437	134	101	420	185	223	228	-	-	-	1,947	3.4%	▲	1,947
Other	2015	39	40	47	28	31	43	50	52	47	43	39	26	377			485
	2016	22	35	25	23	19	15	15	18	18	-	-	-	190	-49.6%	▼	190
Other Criminally Related Matters	2015	90	80	82	111	65	83	49	44	72	75	61	50	676			862
	2016	45	77	79	57	86	69	63	78	91	-	-	-	645	-4.6%	▼	645
Probates/Wills and Trusts - Level 1	2015	-	3	-	2	-	1	-	-	1	-	-	-	7			7
	2016	-	1	-	-	1	-	-	1	-	-	-	-	3	-57.1%	▼	3
Probates/Wills and Trusts - Level 2	2015	-	-	-	-	-	-	-	1	-	1	1	-	1			3
	2016	-	2	-	1	-	-	-	-	-	-	-	-	3	200.0%	▲	3
Protective Orders	2015	5	5	3	4	1	2	2	6	5	3	1	1	33			38
	2016	2	7	2	5	6	1	2	3	3	-	-	-	31	-6.1%	▼	31
Uncontested Divorce	2015	47	50	46	52	51	56	45	42	24	34	45	36	413			528
	2016	33	57	54	40	41	45	35	46	32	-	-	-	383	-7.3%	▼	383

Court: Hampton Circuit

Start/End Date: Jan-15 / Sep-16

2015 Average Month: 636

Jan-Sep 2015: 5,703

Filings Trending: ▲

Circuit/Court ID: 8 208650


Type of Case: Filings

2016 Average Month:709

Jan-Sep 2016 : 6,382

Overall AVG. Month: 667

Monthly Summary



Jan 15-Sep 16

Totals

	2015	2016
Civil	2,270	1,548
Criminal	3,019	2,972
Other	2,343	1,862
Total	7,632	6,382

Jan --- Sep Filings

5,703

6,382

2015

2016

Jan --- Sep Filings

	2015	2016	% Change	Trending
Civil	1,734	1,548	-10.7%	▼
Criminal	2,273	2,972	30.8%	▲
Other	1,696	1,862	9.8%	▲
Total	5,703	6,382	11.9%	▲

	Jan	Feb	Mar	Apr	May	Jun	Jul	Aug	Sep	Oct	Nov	Dec	Thru Sep	% Change	Trending	Total
2015	607	522	734	746	614	685	625	583	587	657	571	701	5,703			7,632
2016	668	687	831	677	614	818	649	654	784	-	-	-	6,382	11.9%	▲	6,382

		Jan	Feb	Mar	Apr	May	Jun	Jul	Aug	Sep	Oct	Nov	Dec	Thru Sep	% Change	Trending	Total
Administrative Law	2015	-	1	-	-	-	-	-	-	2	-	1	1	3			5
	2016	-	-	1	1	-	1	-	1	2	-	-	-	6	100.0%	▲	6
Contested Divorce	2015	13	9	17	22	11	18	18	15	15	21	20	14	138			193
	2016	12	16	11	13	11	15	16	16	17	-	-	-	127	-8.0%	▼	127
Domestic and Family - Level 1	2015	11	15	11	5	24	19	21	12	19	17	10	24	137			188
	2016	12	19	23	32	14	26	18	14	37	-	-	-	195	42.3%	▲	195
Domestic and Family - Level 2	2015	7	45	51	115	1	84	5	47	4	50	36	21	359			466
	2016	29	4	5	2	7	3	11	4	5	-	-	-	70	-80.5%	▼	70
General Civil - Level 1	2015	2	2	3	2	-	1	-	-	3	3	-	4	13			20
	2016	-	-	-	1	1	1	2	-	2	-	-	-	7	-46.2%	▼	7
General Civil - Level 2	2015	20	19	26	29	24	24	25	19	30	20	20	19	216			275
	2016	24	26	12	21	30	37	18	28	25	-	-	-	221	2.3%	▲	221
General Civil - Level 3	2015	9	7	12	10	10	17	9	10	14	10	11	7	98			126
	2016	10	16	10	8	10	23	9	30	10	-	-	-	126	28.6%	▲	126
Miscellaneous	2015	198	149	266	173	180	156	179	178	130	179	158	286	1,609			2,232
	2016	223	245	287	173	150	198	189	168	193	-	-	-	1,826	13.5%	▲	1,826
Misdemeanor	2015	59	59	61	49	48	80	50	61	62	63	58	53	529			703
	2016	47	63	96	62	75	107	64	79	97	-	-	-	690	30.4%	▲	690
Non-Capital Felonies and Related Matters	2015	166	120	144	175	185	169	185	111	188	174	138	159	1,443			1,914
	2016	173	165	227	209	191	264	187	187	249	-	-	-	1,852	28.3%	▲	1,852
Other	2015	44	42	60	71	53	47	50	57	62	41	44	58	486			629
	2016	47	59	56	59	34	63	30	39	54	-	-	-	441	-9.3%	▼	441
Other Criminally Related Matters	2015	47	29	32	55	26	24	33	39	19	42	35	26	304			407
	2016	56	24	53	50	55	40	60	45	55	-	-	-	438	44.1%	▲	438
Probates/Wills and Trusts - Level 1	2015	-	-	-	-	-	-	2	1	1	-	1	-	4			5
	2016	1	1	1	-	1	1	1	-	1	-	-	-	7	75.0%	▲	7
Probates/Wills and Trusts - Level 2	2015	6	1	5	2	7	8	5	3	5	1	3	4	42			50
	2016	4	8	4	6	4	5	6	2	2	-	-	-	41	-2.4%	▼	41
Uncontested Divorce	2015	25	24	46	38	45	38	43	30	33	36	36	25	322			419
	2016	30	41	45	40	31	34	38	41	35	-	-	-	335	4.0%	▲	335

Court: Charles City Circuit

Start/End Date: Jan-15 / Sep-16

2015 Average Month: 24

Jan-Sep 2015: 215

Filings Trending: ▲

Circuit/Court ID: 9 209036


Type of Case: Filings

2016 Average Month:40

Jan-Sep 2016 : 363

Overall AVG. Month: 31

Monthly Summary



Jan 15-Sep 16

Totals

	2015	2016
Civil	86	48
Criminal	94	186
Other	110	129
Total	290	363

Jan --- Sep Filings

215

2015

363

2016

Jan --- Sep Filings

	2015	2016	% Change	Trending
Civil	64	48	-25.0%	▼
Criminal	70	186	165.7%	▲
Other	81	129	59.3%	▲
Total	215	363	68.8%	▲

	Jan	Feb	Mar	Apr	May	Jun	Jul	Aug	Sep	Oct	Nov	Dec	Thru Sep	% Change	Trending	Total
2015	19	19	24	33	15	25	30	17	33	23	26	26	215			290
2016	47	46	34	28	121	17	26	25	19	-	-	-	363	68.8%	▲	363

		Jan	Feb	Mar	Apr	May	Jun	Jul	Aug	Sep	Oct	Nov	Dec	Thru Sep	% Change	Trending	Total
Administrative Law	2016	-	-	-	-	-	-	1	-	-	-	-	-	1			1
Contested Divorce	2015	2	-	-	-	-	-	-	-	-	-	1	-	2			3
	2016	-	1	-	-	-	-	1	-	-	-	-	-	2	0.0%	↔	2
Domestic and Family - Level 1	2015	-	-	-	-	-	-	1	-	-	-	-	-	1			1
	2016	-	1	-	-	1	-	-	-	-	-	-	-	2	100.0%	▲	2
Domestic and Family - Level 2	2015	-	-	-	-	-	-	-	-	1	-	-	-	1			1
General Civil - Level 1	2015	-	-	1	-	-	-	-	-	-	-	-	1	1			2
	2016	-	-	-	-	-	-	-	1	-	-	-	-	1	0.0%	↔	1
General Civil - Level 2	2015	2	2	1	2	1	-	2	-	2	1	1	2	12			16
	2016	1	2	2	1	-	3	1	1	1	-	-	-	12	0.0%	↔	12
General Civil - Level 3	2015	-	2	-	2	2	2	2	-	1	-	2	1	11			14
	2016	-	-	2	1	1	1	2	1	-	-	-	-	8	-27.3%	▼	8
Miscellaneous	2015	11	13	17	16	3	15	12	12	10	9	16	11	109			145
	2016	24	21	16	21	9	8	13	14	8	-	-	-	134	22.9%	▲	134
Misdemeanor	2015	2	-	-	5	-	2	2	-	4	6	2	2	15			25
	2016	20	13	6	2	90	-	5	2	4	-	-	-	142	846.7%	▲	142
Non-Capital Felonies and Related Matters	2015	2	-	2	5	8	6	9	1	13	5	1	5	46			57
	2016	2	7	4	1	9	3	3	4	5	-	-	-	38	-17.4%	▼	38
Other	2015	-	-	1	1	-	-	-	1	2	-	1	-	5			6
	2016	-	-	1	2	8	1	-	-	-	-	-	-	12	140.0%	▲	12
Other Criminally Related Matters	2015	-	1	2	1	1	-	1	3	-	-	1	2	9			12
	2016	-	-	2	-	2	-	-	1	1	-	-	-	6	-33.3%	▼	6
Probates/Wills and Trusts - Lev	2015	-	-	-	1	-	-	-	-	-	-	-	1	1			2
Protective Orders	2016	-	-	1	-	-	-	-	-	-	-	-	-	1			1
Uncontested Divorce	2015	-	1	-	-	-	-	1	-	-	2	1	1	2			6
	2016	-	1	-	-	1	1	-	1	-	-	-	-	4	100.0%	▲	4

Court: Gloucester Circuit

Start/End Date: Jan-15 / Sep-16

2015 Average Month: 199

Jan-Sep 2015: 1,770

Filings Trending: ▲

Circuit/Court ID: 9 209073


Type of Case: Filings

2016 Average Month:237

Jan-Sep 2016 : 2,134

Overall AVG. Month: 215

Monthly Summary




Jan 15-Sep 16

Totals

	2015	2016
Civil	538	460
Criminal	835	713
Other	1,009	961
Total	2,382	2,134

Jan --- Sep Filings



2015 2016

Jan --- Sep Filings

	2015	2016	% Change	Trending
Civil	426	460	8.0%	▲
Criminal	642	713	11.1%	▲
Other	702	961	36.9%	▲
Total	1,770	2,134	20.6%	▲

	Jan	Feb	Mar	Apr	May	Jun	Jul	Aug	Sep	Oct	Nov	Dec	Thru Sep	% Change	Trending	Total
2015	190	268	221	194	168	167	228	159	175	196	186	230	1,770			2,382
2016	265	250	302	224	242	220	201	212	218	-	-	-	2,134	20.6%	▲	2,134

		Jan	Feb	Mar	Apr	May	Jun	Jul	Aug	Sep	Oct	Nov	Dec	Thru Sep	% Change	Trending	Total
Administrative Law	2015	-	-	-	-	-	-	-	1	-	-	-	-	1			1
Capital Murder	2015	-	-	-	-	-	-	-	1	-	-	-	-	1			1
Contested Divorce	2015	3	3	7	3	6	7	5	4	1	5	5	2	39			51
	2016	4	11	11	2	6	7	4	6	6	-	-	-	57	46.2%	▲	57
Domestic and Family - Level 1	2015	6	3	6	-	-	5	8	2	-	1	2	3	30			36
	2016	9	5	6	-	6	2	2	10	1	-	-	-	41	36.7%	▲	41
Domestic and Family - Level 2	2015	-	3	1	1	3	2	4	2	1	3	-	-	17			20
	2016	1	2	5	1	1	1	2	-	1	-	-	-	14	-17.6%	▼	14
General Civil - Level 1	2015	-	-	-	-	-	-	1	1	-	-	-	-	2			2
	2016	1	-	1	-	-	-	-	1	-	-	-	-	3	50.0%	▲	3
General Civil - Level 2	2015	3	9	9	4	9	12	5	5	7	9	4	5	63			81
	2016	4	6	15	5	5	4	13	3	4	-	-	-	59	-6.3%	▼	59
General Civil - Level 3	2015	2	-	2	33	5	4	4	3	-	3	5	3	53			64
	2016	2	4	3	24	1	1	1	3	5	-	-	-	44	-17.0%	▼	44
Miscellaneous	2015	99	78	86	68	53	64	75	72	53	80	78	127	648			933
	2016	117	117	138	84	63	91	96	67	84	-	-	-	857	32.3%	▲	857
Misdemeanor	2015	17	19	32	17	16	15	24	13	27	18	17	20	180			235
	2016	27	20	21	18	36	26	13	23	23	-	-	-	207	15.0%	▲	207
Non-Capital Felonies and Related Matters	2015	33	103	45	35	40	32	54	24	45	46	19	42	411			518
	2016	65	37	44	47	84	47	35	44	57	-	-	-	460	11.9%	▲	460
Other	2015	14	28	13	16	17	15	24	11	23	15	23	19	161			218
	2016	23	32	23	31	25	30	21	35	22	-	-	-	242	50.3%	▲	242
Other Criminally Related Matters	2015	3	7	5	4	9	2	9	6	5	8	18	5	50			81
	2016	1	4	12	6	4	-	6	8	5	-	-	-	46	-8.0%	▼	46
Probates/Wills and Trusts - Lev	2015	-	1	1	-	-	1	-	-	-	-	-	-	3			3
Probates/Wills and Trusts - Level 2	2015	3	1	2	-	1	-	2	-	-	1	2	1	9			13
	2016	-	1	2	-	-	1	2	1	1	-	-	-	8	-11.1%	▼	8
Protective Orders	2015	-	-	-	2	1	1	-	3	-	-	1	-	7			8
	2016	-	-	-	1	-	-	-	-	-	-	-	-	1	-85.7%	▼	1
Uncontested Divorce	2015	7	13	12	11	8	7	13	12	12	7	12	3	95			117
	2016	11	11	21	5	11	10	6	11	9	-	-	-	95	0.0%	↔	95

Court: King & Queen Circuit

Start/End Date: Jan-15 / Sep-16

2015 Average Month: 36

Jan-Sep 2015: 327

Filings Trending: ▼

Circuit/Court ID: 9 209097

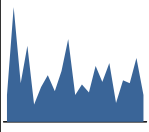
Type of Case: Filings

2016 Average Month:31

Jan-Sep 2016 : 280

Overall AVG. Month: 34

Monthly Summary



Jan 15-Sep 16

Totals

	2015	2016
Civil	87	61
Criminal	220	104
Other	130	115
Total	437	280

Jan --- Sep Filings

327

280

2015

2016

Jan --- Sep Filings

	2015	2016	% Change	Trending
Civil	65	61	-6.2%	▼
Criminal	164	104	-36.6%	▼
Other	98	115	17.3%	▲
Total	327	280	-14.4%	▼

	Jan	Feb	Mar	Apr	May	Jun	Jul	Aug	Sep	Oct	Nov	Dec	Thru Sep	% Change	Trending	Total
2015	20	86	29	57	13	26	35	23	38	62	20	28	327			437
2016	22	42	30	44	14	31	29	48	20	-	-	-	280	-14.4%	▼	280

		Jan	Feb	Mar	Apr	May	Jun	Jul	Aug	Sep	Oct	Nov	Dec	Thru Sep	% Change	Trending	Total
Administrative Law	2015	1	-	-	-	-	-	-	-	-	1	-	-	1			2
Contested Divorce	2015	-	-	2	1	-	1	-	1	-	1	-	1	5			7
	2016	-	1	-	1	-	-	-	1	-	-	-	-	3	-40.0%	▼	3
Domestic and Family - Level 1	2015	1	-	-	2	1	1	-	6	-	-	-	-	11			11
	2016	-	-	-	2	1	-	-	-	-	-	-	-	3	-72.7%	▼	3
Domestic and Family - Level 2	2015	-	-	-	-	-	3	-	-	-	-	-	-	3			3
	2016	-	-	-	-	-	-	-	-	1	-	-	-	1	-66.7%	▼	1
General Civil - Level 2	2015	-	-	1	2	-	1	-	2	-	1	-	2	6			9
	2016	-	1	2	2	-	1	1	-	2	-	-	-	9	50.0%	▲	9
General Civil - Level 3	2015	1	-	-	1	1	-	2	1	6	4	4	-	12			20
	2016	1	3	-	-	-	1	5	7	-	-	-	-	17	41.7%	▲	17
Miscellaneous	2015	9	13	22	7	7	14	16	8	13	14	10	12	109			145
	2016	14	21	14	16	7	12	12	20	11	-	-	-	127	16.5%	▲	127
Misdemeanor	2015	4	15	3	9	1	1	4	1	6	13	3	1	44			61
	2016	1	4	1	5	-	3	2	4	2	-	-	-	22	-50.0%	▼	22
Non-Capital Felonies and Related Matters	2015	2	55	1	30	3	2	7	2	8	26	2	12	110			150
	2016	3	9	5	18	2	11	7	10	2	-	-	-	67	-39.1%	▼	67
Other	2015	-	-	-	3	-	1	1	-	-	-	-	-	5			5
	2016	-	-	1	-	-	-	-	2	-	-	-	-	3	-40.0%	▼	3
Other Criminally Related Matters	2015	-	2	-	2	-	1	2	-	3	-	-	-	10			10
	2016	2	1	3	-	1	3	1	3	1	-	-	-	15	50.0%	▲	15
Probates/Wills and Trusts - Lev	2016	-	1	-	-	-	-	-	-	-	-	-	-	1			1
Probates/Wills and Trusts - Level 2	2015	-	-	-	-	-	-	-	1	1	-	-	-	2			2
	2016	-	-	1	-	1	-	-	-	-	-	-	-	2	0.0%	↔	2
Uncontested Divorce	2015	2	1	-	-	-	1	3	1	1	2	1	-	9			12
	2016	1	1	3	-	2	-	1	1	1	-	-	-	10	11.1%	▲	10

Court: King William Circuit

Start/End Date: Jan-15 / Sep-16

2015 Average Month: 66

Jan-Sep 2015: 562

Filings Trending: ▲

Circuit/Court ID: 9 209101

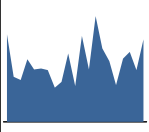
Type of Case: Filings

2016 Average Month:80

Jan-Sep 2016 : 716

Overall AVG. Month: 72

Monthly Summary



Jan 15-Sep 16

Totals

	2015	2016
Civil	161	131
Criminal	256	250
Other	373	335
Total	790	716

Jan --- Sep Filings

562

716

2015

2016

Jan --- Sep Filings

	2015	2016	% Change	Trending
Civil	118	131	11.0%	▲
Criminal	201	250	24.4%	▲
Other	243	335	37.9%	▲
Total	562	716	27.4%	▲

	Jan	Feb	Mar	Apr	May	Jun	Jul	Aug	Sep	Oct	Nov	Dec	Thru Sep	% Change	Trending	Total
2015	105	54	50	75	63	64	62	41	48	82	43	103	562			790
2016	63	127	88	73	44	76	84	62	99	-	-	-	716	27.4%	▲	716

		Jan	Feb	Mar	Apr	May	Jun	Jul	Aug	Sep	Oct	Nov	Dec	Thru Sep	% Change	Trending	Total
Administrative Law	2015	-	-	-	-	-	-	1	-	-	-	-	-	1			1
Capital Murder	2016	-	1	-	-	-	-	-	-	-	-	-	-	1			1
Contested Divorce	2015	-	-	1	-	-	-	-	1	2	1	2	2	2			7
	2016	2	-	1	2	-	3	-	2	2	-	-	-	12	500.0%	▲	12
Domestic and Family - Level 1	2015	2	3	4	3	-	-	1	2	2	-	5	3	17			25
	2016	1	1	2	1	-	1	-	4	3	-	-	-	13	-23.5%	▼	13
Domestic and Family - Level 2	2015	-	2	1	1	1	2	1	-	2	-	-	-	10			10
	2016	-	-	-	-	-	2	-	-	1	-	-	-	3	-70.0%	▼	3
General Civil - Level 1	2015	1	1	-	2	-	-	-	-	-	-	-	-	4			4
	2016	-	-	-	1	-	-	-	-	-	-	-	-	1	-75.0%	▼	1
General Civil - Level 2	2015	2	1	1	1	3	10	2	3	2	2	2	2	25			31
	2016	1	3	1	2	-	4	2	4	3	-	-	-	20	-20.0%	▼	20
General Civil - Level 3	2015	3	1	2	2	5	3	1	1	-	2	1	3	18			24
	2016	1	-	1	1	1	3	1	2	-	-	-	-	10	-44.4%	▼	10
Miscellaneous	2015	43	37	29	24	19	38	27	29	27	33	32	76	273			414
	2016	46	56	45	35	34	30	48	39	38	-	-	-	371	35.9%	▲	371
Misdemeanor	2015	9	3	1	7	9	1	14	-	2	2	1	4	46			53
	2016	4	7	11	5	4	1	2	4	6	-	-	-	44	-4.3%	▼	44
Non-Capital Felonies and Related Matters	2015	44	2	6	32	23	5	12	2	8	35	-	10	134			179
	2016	-	56	22	22	1	28	28	1	37	-	-	-	195	45.5%	▲	195
Other	2016	1	1	-	2	1	1	-	-	-	-	-	-	6			6
Other Criminally Related Matters	2015	-	4	2	3	2	5	2	1	2	2	1	-	21			24
	2016	3	-	1	-	-	1	-	2	3	-	-	-	10	-52.4%	▼	10
Probates/Wills and Trusts - Lev	2015	-	-	1	-	-	-	-	-	-	-	-	-	1			1
Probates/Wills and Trusts - Level 2	2015	-	-	-	-	1	-	-	-	-	-	-	-	1			1
	2016	1	-	-	-	-	-	-	1	-	-	-	-	2	100.0%	▲	2
Protective Orders	2015	1	-	-	-	-	-	-	-	-	-	-	-	1			1
Uncontested Divorce	2015	-	-	2	-	-	-	1	3	2	4	-	3	8			15
	2016	3	2	4	2	3	2	3	3	6	-	-	-	28	250.0%	▲	28

Court: Mathews Circuit

Start/End Date: Jan-15 / Sep-16

2015 Average Month: 40

Jan-Sep 2015: 340

Filings Trending: ▲

Circuit/Court ID: 9 209115

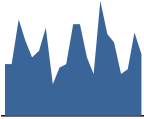
Type of Case: Filings

2016 Average Month:40

Jan-Sep 2016 : 362

Overall AVG. Month: 40

Monthly Summary



Jan 15-Sep 16

Totals

	2015	2016
Civil	133	74
Criminal	170	157
Other	178	131
Total	481	362

Jan --- Sep Filings

340

2015

362

2016

Jan --- Sep Filings

	2015	2016	% Change	Trending
Civil	96	74	-22.9%	▼
Criminal	124	157	26.6%	▲
Other	120	131	9.2%	▲
Total	340	362	6.5%	▲

	Jan	Feb	Mar	Apr	May	Jun	Jul	Aug	Sep	Oct	Nov	Dec	Thru Sep	% Change	Trending	Total
2015	31	31	58	45	35	39	53	19	29	31	55	55	340			481
2016	35	25	69	49	44	25	28	50	37	-	-	-	362	6.5%	▲	362

		Jan	Feb	Mar	Apr	May	Jun	Jul	Aug	Sep	Oct	Nov	Dec	Thru Sep	% Change	Trending	Total
Administrative Law	2015	-	-	-	-	-	-	-	-	1	-	-	-	1			1
	2016	-	-	-	1	-	-	-	-	-	-	-	-	1	0.0%	↔	1
Contested Divorce	2015	-	2	-	1	-	-	-	1	2	-	1	-	6			7
	2016	-	-	-	1	3	-	3	1	1	-	-	-	9	50.0%	▲	9
Domestic and Family - Level 1	2015	-	-	-	-	-	6	-	-	2	-	-	8	8			16
	2016	-	-	1	-	-	1	1	1	-	-	-	-	4	-50.0%	▼	4
Domestic and Family - Level 2	2015	-	-	1	1	-	-	1	-	-	-	1	-	3			4
	2016	2	-	-	-	1	-	1	-	1	-	-	-	5	66.7%	▲	5
General Civil - Level 1	2015	1	-	-	-	-	-	-	-	-	1	1	-	1			3
	2016	-	-	-	-	1	-	-	-	-	-	-	-	1	0.0%	↔	1
General Civil - Level 2	2015	3	3	2	1	-	1	3	1	-	-	1	3	14			18
	2016	2	1	2	2	-	2	1	1	2	-	-	-	13	-7.1%	▼	13
General Civil - Level 3	2015	-	1	2	5	1	-	-	1	-	2	2	1	10			15
	2016	2	1	1	-	-	-	1	-	-	-	-	-	5	-50.0%	▼	5
Miscellaneous	2015	20	19	27	33	14	12	8	12	9	13	20	31	154			218
	2016	23	23	26	13	12	18	16	13	9	-	-	-	153	-0.6%	▼	153
Misdemeanor	2015	1	1	3	-	6	2	5	-	4	1	-	6	22			29
	2016	1	-	5	-	11	-	-	-	6	-	-	-	23	4.5%	▲	23
Non-Capital Felonies and Related Matters	2015	5	3	19	-	11	11	32	3	8	11	23	2	92			128
	2016	-	-	32	31	13	1	1	30	13	-	-	-	121	31.5%	▲	121
Other	2015	-	-	1	-	-	-	-	-	-	-	-	2	1			3
	2016	-	-	1	-	-	-	-	-	-	-	-	-	1	0.0%	↔	1
Other Criminally Related Matters	2015	-	2	-	3	2	2	-	-	2	1	2	-	11			14
	2016	3	-	1	-	2	2	1	2	3	-	-	-	14	27.3%	▲	14
Probates/Wills and Trusts - Level 2	2015	-	-	1	-	-	-	-	-	-	-	-	-	1			1
	2016	1	-	-	-	-	-	2	-	-	-	-	-	3	200.0%	▲	3
Protective Orders	2015	-	-	-	-	-	1	-	-	-	-	-	-	1			1
	2016	-	-	-	-	-	1	-	-	-	-	-	-	1	0.0%	↔	1
Uncontested Divorce	2015	1	-	2	1	1	4	4	1	1	2	4	2	15			23
	2016	1	-	-	1	1	-	1	2	2	-	-	-	8	-46.7%	▼	8

Court: Middlesex Circuit

Start/End Date: Jan-15 / Sep-16

2015 Average Month: 44

Jan-Sep 2015: 418

Filings Trending: ▲

Circuit/Court ID: 9 209119


Type of Case: Filings

2016 Average Month:63

Jan-Sep 2016 : 564

Overall AVG. Month: 52

Monthly Summary



Jan 15-Sep 16

Totals

	2015	2016
Civil	118	104
Criminal	189	271
Other	224	189
Total	531	564

Jan --- Sep Filings

418

2015

564

2016

Jan --- Sep Filings

	2015	2016	% Change	Trending
Civil	88	104	18.2%	▲
Criminal	174	271	55.7%	▲
Other	156	189	21.2%	▲
Total	418	564	34.9%	▲

	Jan	Feb	Mar	Apr	May	Jun	Jul	Aug	Sep	Oct	Nov	Dec	Thru Sep	% Change	Trending	Total
2015	49	37	52	38	44	55	54	36	53	31	25	57	418			531
2016	62	64	125	51	83	34	48	51	46	-	-	-	564	34.9%	▲	564

		Jan	Feb	Mar	Apr	May	Jun	Jul	Aug	Sep	Oct	Nov	Dec	Thru Sep	% Change	Trending	Total
Capital Murder	2015	-	-	-	-	2	-	-	-	-	-	-	-	2			2
Contested Divorce	2015	-	1	1	1	-	1	1	-	1	-	1	1	6			8
	2016	-	-	3	-	1	-	2	-	1	-	-	-	7	16.7%	▲	7
Domestic and Family - Level 1	2015	-	1	-	-	-	-	-	4	-	2	1	1	5			9
	2016	-	-	2	1	-	-	-	-	4	-	-	-	7	40.0%	▲	7
Domestic and Family - Level 2	2015	2	-	1	2	-	-	1	-	-	-	-	-	6			6
	2016	-	-	-	-	-	2	-	1	-	-	-	-	3	-50.0%	▼	3
General Civil - Level 2	2015	2	3	6	4	-	4	-	-	-	3	-	1	19			23
	2016	1	3	3	1	1	2	1	4	1	-	-	-	17	-10.5%	▼	17
General Civil - Level 3	2015	-	-	-	1	2	1	-	-	-	-	-	2	4			6
	2016	1	-	1	1	13	2	1	1	1	-	-	-	21	425.0%	▲	21
Miscellaneous	2015	17	28	26	15	11	23	17	12	13	12	17	45	162			236
	2016	27	38	22	18	9	16	22	28	15	-	-	-	195	20.4%	▲	195
Misdemeanor	2015	11	-	3	-	5	7	6	3	15	1	1	-	50			52
	2016	10	6	19	2	13	4	5	4	2	-	-	-	65	30.0%	▲	65
Non-Capital Felonies and Related Matters	2015	13	3	8	9	19	14	22	12	18	4	1	3	118			126
	2016	14	10	68	20	42	4	11	10	17	-	-	-	196	66.1%	▲	196
Other	2015	-	-	3	2	2	3	1	2	4	1	1	-	17			19
	2016	2	2	3	1	-	-	2	-	2	-	-	-	12	-29.4%	▼	12
Other Criminally Related Matters	2015	2	-	-	-	2	-	1	-	-	2	2	1	5			10
	2016	2	3	2	1	1	2	-	-	1	-	-	-	12	140.0%	▲	12
Probates/Wills and Trusts - Level 2	2015	-	-	1	1	-	1	-	2	1	-	-	-	6			6
	2016	2	-	-	1	2	-	2	-	-	-	-	-	7	16.7%	▲	7
Protective Orders	2015	-	-	-	-	-	1	1	-	-	2	-	1	2			5
	2016	-	-	-	2	-	-	-	1	1	-	-	-	4	100.0%	▲	4
Uncontested Divorce	2015	2	1	3	3	1	-	4	1	1	4	1	2	16			23
	2016	3	2	2	3	1	2	2	2	1	-	-	-	18	12.5%	▲	18

Court: New Kent Circuit

Start/End Date: Jan-15 / Sep-16

2015 Average Month: 102

Jan-Sep 2015: 834

Filings Trending: ▲

Circuit/Court ID: 9 209127


Type of Case: Filings

2016 Average Month:120

Jan-Sep 2016 : 1,079

Overall AVG. Month: 110

Monthly Summary

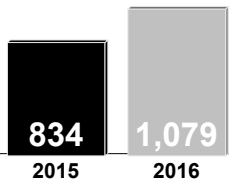


Jan 15-Sep 16

Totals

	2015	2016
Civil	178	166
Criminal	422	358
Other	621	555
Total	1,221	1,079

Jan --- Sep Filings



834 1,079

2015 2016

Jan --- Sep Filings

	2015	2016	% Change	Trending
Civil	137	166	21.2%	▲
Criminal	339	358	5.6%	▲
Other	358	555	55.0%	▲
Total	834	1,079	29.4%	▲

	Jan	Feb	Mar	Apr	May	Jun	Jul	Aug	Sep	Oct	Nov	Dec	Thru Sep	% Change	Trending	Total
2015	107	84	139	83	84	58	80	92	107	98	106	183	834			1,221
2016	131	162	134	96	102	120	122	111	101	-	-	-	1,079	29.4%	▲	1,079

		Jan	Feb	Mar	Apr	May	Jun	Jul	Aug	Sep	Oct	Nov	Dec	Thru Sep	% Change	Trending	Total
Administrative Law	2015	1	-	-	-	-	-	-	-	-	-	-	-	1			1
Contested Divorce	2015	-	1	4	3	2	-	2	2	2	1	3	2	16			22
	2016	2	4	1	2	1	4	4	1	4	-	-	-	23	43.8%	▲	23
Domestic and Family - Level 1	2015	-	2	-	2	1	-	-	3	1	1	1	-	9			11
	2016	-	2	-	3	-	-	-	3	2	-	-	-	10	11.1%	▲	10
Domestic and Family - Level 2	2015	2	2	-	1	1	-	-	2	-	-	2	1	8			11
	2016	-	-	-	1	1	-	1	-	-	-	-	-	3	-62.5%	▼	3
General Civil - Level 1	2015	-	-	-	1	-	-	-	-	-	-	-	-	1			1
General Civil - Level 2	2015	2	1	1	2	1	1	-	1	1	4	3	1	10			18
	2016	3	3	1	-	2	2	5	3	4	-	-	-	23	130.0%	▲	23
General Civil - Level 3	2015	2	3	-	1	2	-	1	1	-	1	-	3	10			14
	2016	3	3	3	-	2	1	4	-	1	-	-	-	17	70.0%	▲	17
Miscellaneous	2015	52	36	42	37	24	33	47	35	45	53	60	90	351			554
	2016	72	88	68	49	36	54	63	50	50	-	-	-	530	51.0%	▲	530
Misdemeanor	2015	11	8	17	12	10	11	9	11	17	13	11	5	106			135
	2016	15	16	12	9	14	8	11	11	16	-	-	-	112	5.7%	▲	112
Non-Capital Felonies and Related Matters	2015	22	5	61	17	35	4	12	16	34	18	8	18	206			250
	2016	21	28	40	21	28	24	24	25	15	-	-	-	226	9.7%	▲	226
Other	2015	9	14	5	3	4	2	1	9	3	3	11	58	50			122
	2016	10	12	2	9	16	13	5	5	6	-	-	-	78	56.0%	▲	78
Other Criminally Related Matters	2015	2	6	4	1	1	4	2	6	1	2	5	3	27			37
	2016	-	3	2	-	1	5	-	7	2	-	-	-	20	-25.9%	▼	20
Probates/Wills and Trusts - Lev	2016	-	-	-	-	-	-	-	1	-	-	-	-	1			1
Probates/Wills and Trusts - Level 2	2015	-	-	-	-	-	-	1	2	1	1	-	-	4			5
	2016	1	-	-	-	-	1	-	-	-	-	-	-	2	-50.0%	▼	2
Uncontested Divorce	2015	4	6	5	3	3	3	5	4	2	1	2	2	35			40
	2016	4	3	5	2	1	8	5	5	1	-	-	-	34	-2.9%	▼	34

Court: York Circuit

Start/End Date: Jan-15 / Sep-16

2015 Average Month: 252

Jan-Sep 2015: 2,155

Filings Trending: ▲

Circuit/Court ID: 9 209199


Type of Case: Filings

2016 Average Month:303

Jan-Sep 2016 : 2,725

Overall AVG. Month: 274

Monthly Summary

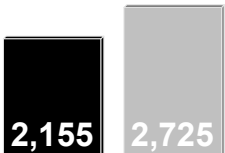


Jan 15-Sep 16

Totals

	2015	2016
Civil	782	629
Criminal	1,043	837
Other	1,196	1,259
Total	3,021	2,725

Jan --- Sep Filings



2,155 2015 2,725 2016

Jan --- Sep Filings

	2015	2016	% Change	Trending
Civil	589	629	6.8%	▲
Criminal	721	837	16.1%	▲
Other	845	1,259	49.0%	▲
Total	2,155	2,725	26.5%	▲

	Jan	Feb	Mar	Apr	May	Jun	Jul	Aug	Sep	Oct	Nov	Dec	Thru Sep	% Change	Trending	Total
2015	262	206	258	250	247	214	269	234	215	275	249	342	2,155			3,021
2016	353	342	326	281	260	279	292	318	274	-	-	-	2,725	26.5%	▲	2,725

		Jan	Feb	Mar	Apr	May	Jun	Jul	Aug	Sep	Oct	Nov	Dec	Thru Sep	% Change	Trending	Total
Administrative Law	2015	-	1	-	-	-	-	-	-	1	-	-	1	2			3
	2016	1	1	-	-	1	-	-	1	1	-	-	-	5	150.0%	▲	5
Contested Divorce	2015	3	3	10	4	5	12	6	7	6	6	4	3	56			69
	2016	6	11	7	3	7	6	8	4	6	-	-	-	58	3.6%	▲	58
Domestic and Family - Level 1	2015	2	4	3	3	3	1	4	4	4	2	1	4	28			35
	2016	1	7	3	1	-	2	-	1	4	-	-	-	19	-32.1%	▼	19
Domestic and Family - Level 2	2015	5	2	14	12	6	4	13	10	7	12	7	8	73			100
	2016	3	10	13	8	7	8	9	9	4	-	-	-	71	-2.7%	▼	71
General Civil - Level 1	2015	1	-	-	-	-	-	-	-	-	-	-	-	1			1
General Civil - Level 2	2015	5	7	11	17	5	20	6	16	4	16	12	8	91			127
	2016	10	9	9	9	9	9	6	7	8	-	-	-	76	-16.5%	▼	76
General Civil - Level 3	2015	4	1	7	1	3	3	5	6	5	6	2	1	35			44
	2016	3	2	6	1	6	8	9	4	1	-	-	-	40	14.3%	▲	40
Miscellaneous	2015	123	99	137	99	100	92	122	114	95	91	105	197	981			1,374
	2016	214	197	169	145	121	136	188	162	112	-	-	-	1,444	47.2%	▲	1,444
Misdemeanor	2015	26	16	13	28	11	9	6	10	18	15	16	16	137			184
	2016	13	15	18	27	22	20	11	22	24	-	-	-	172	25.5%	▲	172
Non-Capital Felonies and Related Matters	2015	74	50	29	51	84	50	74	56	48	99	69	79	516			763
	2016	81	68	73	61	56	61	38	81	94	-	-	-	613	18.8%	▲	613
Other	2015	2	1	5	2	6	3	4	1	1	2	-	-	25			27
	2016	-	2	2	1	-	1	2	1	-	-	-	-	9	-64.0%	▼	9
Other Criminally Related Matters	2015	5	8	3	17	9	5	12	2	8	4	19	6	69			98
	2016	6	2	7	8	1	9	7	4	9	-	-	-	53	-23.2%	▼	53
Probates/Wills and Trusts - Level 1	2015	-	-	1	-	-	1	-	-	-	1	-	-	2			3
	2016	-	-	-	-	-	-	-	1	-	-	-	-	1	-50.0%	▼	1
Probates/Wills and Trusts - Level 2	2015	2	1	1	-	1	4	6	1	1	4	-	4	17			25
	2016	1	-	1	2	6	1	1	1	3	-	-	-	16	-5.9%	▼	16
Protective Orders	2015	1	-	-	-	-	-	-	1	1	2	-	1	3			6
	2016	1	1	-	1	-	1	-	-	-	-	-	-	4	33.3%	▲	4
Uncontested Divorce	2015	9	13	24	16	14	10	11	6	16	15	14	14	119			162
	2016	13	17	18	14	24	17	13	20	8	-	-	-	144	21.0%	▲	144

Court: Williamsburg Circuit

Start/End Date: Jan-15 / Sep-16

2015 Average Month: 303

Jan-Sep 2015: 2,639

Filings Trending: ▲

Circuit/Court ID: 9 209830


Type of Case: Filings

2016 Average Month:371

Jan-Sep 2016 : 3,342

Overall AVG. Month: 332

Monthly Summary



Jan 15-Sep 16

Totals

	2015	2016
Civil	969	780
Criminal	1,243	1,076
Other	1,426	1,486
Total	3,638	3,342

Jan --- Sep Filings

2,639

2015

3,342

2016

Jan --- Sep Filings

	2015	2016	% Change	Trending
Civil	740	780	5.4%	▲
Criminal	927	1,076	16.1%	▲
Other	972	1,486	52.9%	▲
Total	2,639	3,342	26.6%	▲

	Jan	Feb	Mar	Apr	May	Jun	Jul	Aug	Sep	Oct	Nov	Dec	Thru Sep	% Change	Trending	Total
2015	324	266	325	276	258	273	337	264	316	282	336	381	2,639			3,638
2016	404	350	431	341	369	365	316	367	399	-	-	-	3,342	26.6%	▲	3,342

		Jan	Feb	Mar	Apr	May	Jun	Jul	Aug	Sep	Oct	Nov	Dec	Thru Sep	% Change	Trending	Total
Administrative Law	2015	-	-	-	-	-	1	1	-	-	1	-	1	2			4
Capital Murder	2015	-	-	4	-	-	-	-	-	-	-	-	-	4			4
Contested Divorce	2015	9	7	5	9	7	4	7	2	4	5	9	2	54			70
	2016	8	6	9	3	7	10	6	4	8	-	-	-	61	13.0%	▲	61
Domestic and Family - Level 1	2015	3	5	3	2	7	4	9	9	1	3	3	3	43			52
	2016	3	6	6	2	3	8	7	3	3	-	-	-	41	-4.7%	▼	41
Domestic and Family - Level 2	2015	5	1	5	2	4	-	-	4	-	-	3	3	21			27
	2016	-	1	3	5	2	2	2	2	1	-	-	-	18	-14.3%	▼	18
General Civil - Level 1	2015	-	3	2	1	2	1	1	1	1	-	1	-	12			13
	2016	1	-	1	4	-	-	2	2	1	-	-	-	11	-8.3%	▼	11
General Civil - Level 2	2015	18	8	8	12	12	15	12	12	13	9	18	10	110			147
	2016	11	14	12	7	13	11	13	14	10	-	-	-	105	-4.5%	▼	105
General Civil - Level 3	2015	6	6	1	11	4	14	11	5	-	9	9	8	58			84
	2016	3	8	7	5	5	13	1	6	13	-	-	-	61	5.2%	▲	61
Miscellaneous	2015	123	101	129	94	82	83	112	107	116	91	112	235	947			1,385
	2016	179	172	177	145	118	150	168	159	147	-	-	-	1,415	49.4%	▲	1,415
Misdemeanor	2015	44	26	31	34	34	43	44	30	42	44	44	21	328			437
	2016	37	25	42	59	40	41	25	48	53	-	-	-	370	12.8%	▲	370
Non-Capital Felonies and Related Matters	2015	51	39	66	52	57	49	74	29	69	52	78	45	486			661
	2016	80	58	86	51	83	54	22	59	92	-	-	-	585	20.4%	▲	585
Other	2015	29	47	44	29	14	23	34	37	44	28	31	27	301			387
	2016	49	29	48	40	54	42	48	31	36	-	-	-	377	25.2%	▲	377
Other Criminally Related Matters	2015	10	9	8	19	16	15	13	14	10	10	10	13	114			147
	2016	8	14	14	12	23	16	8	12	17	-	-	-	124	8.8%	▲	124
Probates/Wills and Trusts - Level 1	2015	1	-	1	-	1	1	-	-	1	2	-	-	5			7
	2016	1	1	-	-	-	-	1	-	-	-	-	-	3	-40.0%	▼	3
Probates/Wills and Trusts - Level 2	2015	-	1	3	2	1	4	3	1	1	2	6	2	16			26
	2016	3	2	4	1	1	2	6	5	2	-	-	-	26	62.5%	▲	26
Uncontested Divorce	2015	25	13	15	9	17	16	16	13	14	26	12	11	138			187
	2016	21	14	22	7	20	16	7	22	16	-	-	-	145	5.1%	▲	145

Court: Appomattox Circuit

Start/End Date: Jan-15 / Sep-16

2015 Average Month: 73

Jan-Sep 2015: 641

Filings Trending: ▲

Circuit/Court ID: 10

210011


Type of Case: Filings

2016 Average Month:79

Jan-Sep 2016 : 711

Overall AVG. Month: 76

Monthly Summary

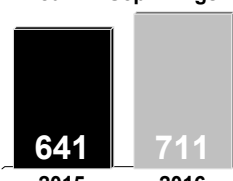


Jan 15-Sep 16

Totals

	2015	2016
Civil	180	124
Criminal	335	277
Other	362	310
Total	877	711

Jan --- Sep Filings



641 711

2015 2016

Jan --- Sep Filings

	2015	2016	% Change	Trending
Civil	134	124	-7.5%	▼
Criminal	293	277	-5.5%	▼
Other	214	310	44.9%	▲
Total	641	711	10.9%	▲

	Jan	Feb	Mar	Apr	May	Jun	Jul	Aug	Sep	Oct	Nov	Dec	Thru Sep	% Change	Trending	Total
2015	72	58	61	66	59	140	52	85	48	82	59	95	641			877
2016	106	67	107	55	78	93	70	62	73	-	-	-	711	10.9%	▲	711

		Jan	Feb	Mar	Apr	May	Jun	Jul	Aug	Sep	Oct	Nov	Dec	Thru Sep	% Change	Trending	Total
Contested Divorce	2015	-	-	2	1	2	1	1	1	3	3	2	-	11			16
	2016	1	-	2	3	4	2	1	2	2	-	-	-	17	54.5%	▲	17
Domestic and Family - Level 1	2015	-	2	-	-	-	7	3	3	3	3	5	1	18			27
	2016	-	-	-	2	1	1	3	1	-	-	-	-	8	-55.6%	▼	8
Domestic and Family - Level 2	2015	-	-	-	-	2	3	-	1	-	-	2	-	6			8
	2016	-	-	2	-	1	-	1	3	-	-	-	-	7	16.7%	▲	7
General Civil - Level 1	2015	-	-	-	1	-	-	-	-	-	-	-	-	1			1
	2016	-	-	-	1	-	-	-	-	-	-	-	-	1	0.0%	↔	1
General Civil - Level 2	2015	2	-	1	2	2	-	1	-	1	-	-	2	9			11
	2016	-	5	1	3	4	-	1	2	-	-	-	-	16	77.8%	▲	16
General Civil - Level 3	2015	-	1	1	2	5	1	-	3	-	1	-	1	13			15
	2016	4	1	3	1	-	-	1	1	1	-	-	-	12	-7.7%	▼	12
Miscellaneous	2015	33	27	39	26	25	26	29	32	25	37	38	90	262			427
	2016	46	41	42	39	25	42	36	32	39	-	-	-	342	30.5%	▲	342
Misdemeanor	2015	7	1	1	2	3	8	2	4	2	8	2	-	30			40
	2016	10	2	14	-	4	11	5	1	5	-	-	-	52	73.3%	▲	52
Non-Capital Felonies and Related Matters	2015	27	24	13	28	11	90	12	38	11	25	4	1	254			284
	2016	39	12	30	1	33	33	18	19	18	-	-	-	203	-20.1%	▼	203
Other	2015	-	-	1	-	1	-	-	-	-	1	1	-	2			4
	2016	-	-	1	-	-	1	1	-	-	-	-	-	3	50.0%	▲	3
Other Criminally Related Matters	2015	-	1	1	-	6	-	-	-	1	1	1	-	9			11
	2016	5	2	5	-	4	1	1	-	5	-	-	-	23	155.6%	▲	23
Probates/Wills and Trusts - Lev	2016	-	-	-	-	1	-	-	-	-	-	-	-	1			1
Probates/Wills and Trusts - Level 2	2015	2	-	-	1	-	-	-	1	-	1	-	-	4			5
	2016	-	1	-	1	-	2	-	-	1	-	-	-	5	25.0%	▲	5
Uncontested Divorce	2015	1	2	2	3	2	4	4	2	2	2	4	-	22			28
	2016	1	3	7	4	1	-	2	1	2	-	-	-	21	-4.5%	▼	21

Court: Buckingham Circuit

Start/End Date: Jan-15 / Sep-16

2015 Average Month: 67

Jan-Sep 2015: 637

Filings Trending: ▲

Circuit/Court ID: 10

210029

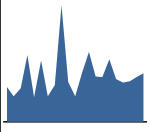
Type of Case: Filings

2016 Average Month:73

Jan-Sep 2016 : 658

Overall AVG. Month: 70

Monthly Summary



Jan 15-Sep 16

Totals

	2015	2016
Civil	170	164
Criminal	393	239
Other	245	255
Total	808	658

Jan --- Sep Filings

637

2015

658

2016

Jan --- Sep Filings

	2015	2016	% Change	Trending
Civil	127	164	29.1%	▲
Criminal	347	239	-31.1%	▼
Other	163	255	56.4%	▲
Total	637	658	3.3%	▲

	Jan	Feb	Mar	Apr	May	Jun	Jul	Aug	Sep	Oct	Nov	Dec	Thru Sep	% Change	Trending	Total
2015	52	38	50	100	37	92	38	55	175	60	38	73	637			808
2016	105	68	67	94	64	59	61	67	73	-	-	-	658	3.3%	▲	658

		Jan	Feb	Mar	Apr	May	Jun	Jul	Aug	Sep	Oct	Nov	Dec	Thru Sep	% Change	Trending	Total
Administrative Law	2015	-	-	-	-	-	-	-	1	-	-	-	-	1			1
	2016	-	-	-	-	-	1	-	-	-	-	-	-	1	0.0%	↔	1
Capital Murder	2015	-	-	-	-	-	1	-	-	-	-	-	-	1			1
	2016	-	-	-	-	-	-	-	-	-	-	-	-	-			-
Contested Divorce	2015	2	6	1	-	2	-	1	2	1	-	-	1	15			16
	2016	2	1	2	3	2	3	1	3	-	-	-	-	17	13.3%	▲	17
Domestic and Family - Level 1	2015	1	-	2	2	-	-	-	1	1	-	4	-	7			11
	2016	2	-	-	4	-	5	-	-	2	-	-	-	13	85.7%	▲	13
Domestic and Family - Level 2	2016	2	1	-	1	-	-	2	-	-	-	-	-	6			6
General Civil - Level 1	2016	-	-	-	-	-	-	-	1	-	-	-	-	1			1
General Civil - Level 2	2015	1	2	-	4	1	4	6	6	-	2	3	5	24			34
	2016	2	3	2	2	1	-	3	1	2	-	-	-	16	-33.3%	▼	16
General Civil - Level 3	2015	1	-	-	-	1	-	-	-	-	-	-	1	2			3
	2016	-	2	-	1	-	-	-	1	1	-	-	-	5	150.0%	▲	5
Miscellaneous	2015	15	21	26	30	17	29	25	22	21	36	22	40	206			304
	2016	46	43	46	24	31	35	30	38	32	-	-	-	325	57.8%	▲	325
Misdemeanor	2015	2	-	3	4	3	6	2	-	25	6	3	5	45			59
	2016	5	3	1	1	8	-	6	1	3	-	-	-	28	-37.8%	▼	28
Non-Capital Felonies and Related Matters	2015	28	8	12	55	8	45	1	19	123	9	4	17	299			329
	2016	43	12	13	56	15	11	15	19	27	-	-	-	211	-29.4%	▼	211
Other	2015	-	-	-	-	-	1	-	-	1	-	-	-	2			2
	2016	-	-	-	-	-	1	-	-	-	-	-	-	1	-50.0%	▼	1
Other Criminally Related Matters	2015	-	-	-	1	-	-	-	-	1	2	-	-	2			4
	2016	-	-	-	1	-	-	-	-	1	-	-	-	2	0.0%	↔	2
Probates/Wills and Trusts - Lev	2015	-	-	-	-	-	1	-	-	-	-	-	-	1			1
Probates/Wills and Trusts - Level 2	2015	-	1	-	-	-	-	1	-	-	-	-	-	2			2
	2016	-	1	1	-	-	1	-	-	-	-	-	-	3	50.0%	▲	3
Protective Orders	2016	-	-	-	-	-	-	2	-	-	-	-	-	2			2
Uncontested Divorce	2015	2	-	6	4	5	5	2	4	2	5	2	4	30			41
	2016	3	2	2	1	7	2	2	3	5	-	-	-	27	-10.0%	▼	27

Court: Charlotte Circuit

Start/End Date: Jan-15 / Sep-16

2015 Average Month: 49

Jan-Sep 2015: 468

Filings Trending: ▲

Circuit/Court ID: 10

210037


Type of Case: Filings

2016 Average Month:63

Jan-Sep 2016 : 564

Overall AVG. Month: 55

Monthly Summary

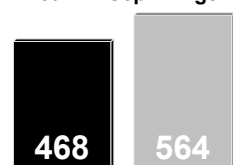


Jan 15-Sep 16

Totals

	2015	2016
Civil	174	126
Criminal	222	225
Other	195	213
Total	591	564

Jan --- Sep Filings



468 564

2015 2016

Jan --- Sep Filings

	2015	2016	% Change	Trending
Civil	139	126	-9.4%	▼
Criminal	193	225	16.6%	▲
Other	136	213	56.6%	▲
Total	468	564	20.5%	▲

	Jan	Feb	Mar	Apr	May	Jun	Jul	Aug	Sep	Oct	Nov	Dec	Thru Sep	% Change	Trending	Total
2015	29	125	50	58	28	41	41	47	49	36	44	43	468			591
2016	64	85	62	62	50	90	44	51	56	-	-	-	564	20.5%	▲	564

		Jan	Feb	Mar	Apr	May	Jun	Jul	Aug	Sep	Oct	Nov	Dec	Thru Sep	% Change	Trending	Total
Contested Divorce	2015	1	1	-	1	1	2	3	2	1	-	-	2	12			14
	2016	2	1	2	1	3	-	-	3	2	-	-	-	14	16.7%	▲	14
Domestic and Family - Level 1	2015	-	1	2	-	-	2	2	3	1	5	1	2	11			19
	2016	-	2	5	2	4	-	1	2	-	-	-	-	16	45.5%	▲	16
Domestic and Family - Level 2	2015	-	-	1	1	1	-	1	-	4	1	-	2	8			11
	2016	1	-	2	1	-	2	-	-	-	-	-	-	6	-25.0%	▼	6
General Civil - Level 1	2015	-	-	-	-	-	-	1	-	-	-	-	-	1			1
	2016	-	-	-	-	-	-	-	-	-	-	-	-	-			-
General Civil - Level 2	2015	2	2	5	4	2	1	1	3	3	1	1	1	23			26
	2016	-	2	1	2	1	2	1	2	1	-	-	-	12	-47.8%	▼	12
General Civil - Level 3	2015	1	1	2	3	-	2	1	2	2	-	2	-	14			16
	2016	-	3	-	1	-	-	1	1	3	-	-	-	9	-35.7%	▼	9
Miscellaneous	2015	18	24	26	23	13	17	12	19	17	16	19	23	169			227
	2016	25	43	31	20	21	12	18	13	30	-	-	-	213	26.0%	▲	213
Misdemeanor	2015	-	7	2	2	4	4	1	3	6	3	6	2	29			40
	2016	3	7	6	2	-	4	1	3	4	-	-	-	30	3.4%	▲	30
Non-Capital Felonies and Related Matters	2015	5	86	8	17	4	10	14	8	7	3	8	6	159			176
	2016	27	17	8	24	13	66	5	16	9	-	-	-	185	16.4%	▲	185
Other	2015	-	-	1	1	-	-	-	3	4	5	5	2	9			21
	2016	3	5	1	2	3	3	10	5	4	-	-	-	36	300.0%	▲	36
Other Criminally Related Matters	2015	-	-	1	3	1	-	-	-	-	1	-	1	5			7
	2016	1	2	2	3	2	-	-	-	-	-	-	-	10	100.0%	▲	10
Probates/Wills and Trusts - Lev	2015	-	-	-	-	-	-	1	-	-	-	-	-	1			1
	2016	-	-	1	-	-	-	1	-	1	-	1	-	3			4
Probates/Wills and Trusts - Level 2	2015	-	-	1	-	-	-	-	-	-	-	-	-	-			-
	2016	-	1	1	1	-	-	-	1	-	-	-	-	4	33.3%	▲	4
Uncontested Divorce	2015	2	3	1	3	2	3	4	4	3	1	1	2	25			29
	2016	2	2	3	3	3	1	6	5	3	-	-	-	28	12.0%	▲	28

Court: Cumberland Circuit

Start/End Date: Jan-15 / Sep-16

2015 Average Month: 37

Jan-Sep 2015: 324

Filings Trending: ▲

Circuit/Court ID: 10

210049

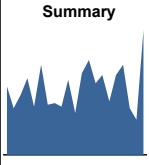
Type of Case: Filings

2016 Average Month:45

Jan-Sep 2016 : 406

Overall AVG. Month: 40

Monthly Summary




Jan 15-Sep 16

Totals

	2015	2016
Civil	87	74
Criminal	176	157
Other	180	175
Total	443	406

Jan --- Sep Filings



324 2015 406 2016

Jan --- Sep Filings

	2015	2016	% Change	Trending
Civil	60	74	23.3%	▲
Criminal	148	157	6.1%	▲
Other	116	175	50.9%	▲
Total	324	406	25.3%	▲

	Jan	Feb	Mar	Apr	May	Jun	Jul	Aug	Sep	Oct	Nov	Dec	Thru Sep	% Change	Trending	Total
2015	41	28	36	46	29	54	30	31	29	45	25	49	324			443
2016	57	43	48	32	48	54	28	21	75	-	-	-	406	25.3%	▲	406

		Jan	Feb	Mar	Apr	May	Jun	Jul	Aug	Sep	Oct	Nov	Dec	Thru Sep	% Change	Trending	Total
Contested Divorce	2015	-	-	-	-	2	-	-	1	1	1	4	1	4			10
	2016	-	1	1	1	1	-	-	-	1	-	-	-	5	25.0%	▲	5
Domestic and Family - Level 1	2015	1	-	1	2	-	2	-	2	-	1	-	1	8			10
	2016	3	-	1	-	3	-	1	-	-	-	-	-	8	0.0%	↔	8
Domestic and Family - Level 2	2015	-	-	-	1	-	-	-	-	1	-	-	-	2			2
	2016	3	1	-	-	1	-	-	-	1	-	-	-	6	200.0%	▲	6
General Civil - Level 2	2015	-	2	-	1	2	1	1	-	-	2	2	-	7			11
	2016	1	1	4	-	1	-	1	-	4	-	-	-	12	71.4%	▲	12
General Civil - Level 3	2015	-	-	-	-	-	-	-	1	-	-	1	-	1			2
	2016	-	-	-	-	-	1	-	3	-	-	-	-	4	300.0%	▲	4
Miscellaneous	2015	17	12	15	24	9	10	14	19	13	30	14	28	133			205
	2016	39	26	28	20	22	15	16	11	23	-	-	-	200	50.4%	▲	200
Misdemeanor	2015	8	6	6	3	3	6	4	3	4	2	1	4	43			50
	2016	6	2	3	1	3	-	-	1	2	-	-	-	18	-58.1%	▼	18
Non-Capital Felonies and Related Matters	2015	11	3	11	12	11	34	9	3	8	5	3	13	102			123
	2016	3	-	10	8	12	35	7	6	40	-	-	-	121	18.6%	▲	121
Other	2015	1	-	-	-	-	-	-	-	-	1	-	-	1			2
	2016	2	-	-	-	1	1	-	-	-	-	-	-	4	300.0%	▲	4
Other Criminally Related Matters	2015	1	1	-	1	1	-	-	-	-	-	-	-	4			4
	2016	-	11	-	-	2	1	-	-	4	-	-	-	18	350.0%	▲	18
Probates/Wills and Trusts - Lev	2015	-	1	-	-	-	-	-	-	1	3	-	-	2			5
Protective Orders	2015	1	-	-	-	-	-	-	-	-	-	-	-	1			1
Uncontested Divorce	2015	1	3	3	2	1	1	2	2	1	-	-	2	16			18
	2016	-	1	1	2	2	1	3	-	-	-	-	-	10	-37.5%	▼	10

Court: Halifax Circuit

Start/End Date: Jan-15 / Sep-16

2015 Average Month: 199

Jan-Sep 2015: 1,850

Filings Trending: ▼

Circuit/Court ID: 10

210083

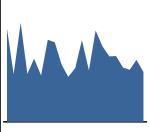
Type of Case: Filings

2016 Average Month:189

Jan-Sep 2016 : 1,702

Overall AVG. Month: 195

Monthly Summary



Jan 15-Sep 16

Totals

	2015	2016
Civil	569	362
Criminal	1,086	707
Other	736	633
Total	2,391	1,702

Jan --- Sep Filings

1,850

2015

1,702

2016

Jan --- Sep Filings

	2015	2016	% Change	Trending
Civil	468	362	-22.6%	▼
Criminal	849	707	-16.7%	▼
Other	533	633	18.8%	▲
Total	1,850	1,702	-8.0%	▼

	Jan	Feb	Mar	Apr	May	Jun	Jul	Aug	Sep	Oct	Nov	Dec	Thru Sep	% Change	Trending	Total
2015	280	143	297	144	190	139	246	239	172	135	161	245	1,850			2,391
2016	154	274	227	196	197	163	156	186	149	-	-	-	1,702	-8.0%	▼	1,702

		Jan	Feb	Mar	Apr	May	Jun	Jul	Aug	Sep	Oct	Nov	Dec	Thru Sep	% Change	Trending	Total
Administrative Law	2015	-	-	2	-	-	-	-	-	-	-	-	-	2			2
	2016	-	-	-	-	-	1	-	-	-	-	-	-	1	-50.0%	▼	1
Contested Divorce	2015	3	6	8	3	7	7	6	9	5	4	4	4	54			66
	2016	4	5	7	7	3	7	7	3	6	-	-	-	49	-9.3%	▼	49
Domestic and Family - Level 1	2015	1	2	1	3	4	1	4	9	1	3	4	5	26			38
	2016	2	4	12	7	4	1	3	1	8	-	-	-	42	61.5%	▲	42
Domestic and Family - Level 2	2015	-	-	4	1	-	-	1	-	1	2	1	1	7			11
	2016	-	1	-	3	-	1	-	-	3	-	-	-	8	14.3%	▲	8
General Civil - Level 1	2015	-	2	1	-	-	2	-	1	-	-	-	1	6			7
	2016	-	-	-	-	1	-	-	-	-	-	-	-	1	-83.3%	▼	1
General Civil - Level 2	2015	3	4	5	6	1	4	6	3	3	2	3	3	35			43
	2016	2	6	2	3	2	9	6	3	1	-	-	-	34	-2.9%	▼	34
General Civil - Level 3	2015	3	1	5	6	7	3	8	3	3	1	1	4	39			45
	2016	1	13	11	3	8	4	-	2	5	-	-	-	47	20.5%	▲	47
Miscellaneous	2015	76	68	122	55	38	60	71	53	81	59	50	109	624			842
	2016	58	116	97	87	56	69	56	62	77	-	-	-	678	8.7%	▲	678
Misdemeanor	2015	49	10	32	16	35	14	45	39	21	16	28	36	261			341
	2016	19	32	31	18	34	21	38	24	19	-	-	-	236	-9.6%	▼	236
Non-Capital Felonies and Related Matters	2015	127	15	96	20	78	15	77	100	32	27	53	71	560			711
	2016	52	71	44	41	72	34	35	74	18	-	-	-	441	-21.3%	▼	441
Other	2015	2	10	7	15	9	4	4	5	6	7	1	-	62			70
	2016	4	12	5	6	5	2	3	-	1	-	-	-	38	-38.7%	▼	38
Other Criminally Related Matters	2015	5	2	3	1	3	5	6	4	5	1	4	1	34			40
	2016	2	2	3	5	5	3	3	5	3	-	-	-	31	-8.8%	▼	31
Probates/Wills and Trusts - Level 1	2015	-	1	-	-	-	-	-	-	-	-	-	-	1			1
	2016	-	1	1	-	-	1	-	1	-	-	-	-	4	300.0%	▲	4
Probates/Wills and Trusts - Level 2	2015	-	-	2	1	-	2	5	-	-	3	2	2	10			17
	2016	2	1	1	1	-	2	-	2	1	-	-	-	10	0.0%	↔	10
Uncontested Divorce	2015	11	22	9	17	8	22	13	13	14	10	10	8	129			157
	2016	8	10	13	15	7	8	5	9	7	-	-	-	82	-36.4%	▼	82

Court: Lunenburg Circuit

Start/End Date: Jan-15 / Sep-16

2015 Average Month: 50

Jan-Sep 2015: 451

Filings Trending: ▼

Circuit/Court ID: 10

210111


Type of Case: Filings

2016 Average Month:43

Jan-Sep 2016 : 388

Overall AVG. Month: 47

Monthly Summary



Jan 15-Sep 16

Totals

	2015	2016
Civil	105	95
Criminal	298	120
Other	198	173
Total	601	388

Jan --- Sep Filings

451

388

2015

2016

Jan --- Sep Filings

	2015	2016	% Change	Trending
Civil	83	95	14.5%	▲
Criminal	224	120	-46.4%	▼
Other	144	173	20.1%	▲
Total	451	388	-14.0%	▼

	Jan	Feb	Mar	Apr	May	Jun	Jul	Aug	Sep	Oct	Nov	Dec	Thru Sep	% Change	Trending	Total
2015	40	103	45	46	32	40	49	52	44	54	28	68	451			601
2016	60	40	58	33	32	31	37	68	29	-	-	-	388	-14.0%	▼	388

		Jan	Feb	Mar	Apr	May	Jun	Jul	Aug	Sep	Oct	Nov	Dec	Thru Sep	% Change	Trending	Total
Administrative Law	2016	-	-	-	-	-	1	1	-	-	-	-	-	2			2
Contested Divorce	2015	-	-	1	1	1	1	-	1	1	1	1	1	6			9
	2016	1	2	-	-	3	2	-	1	-	-	-	-	9	50.0%	▲	9
Domestic and Family - Level 1	2016	-	-	-	1	-	-	1	1	-	-	-	-	3			3
Domestic and Family - Level 2	2015	-	1	-	-	1	-	-	-	2	-	-	-	4			4
	2016	2	1	3	3	1	-	-	4	1	-	-	-	15	275.0%	▲	15
General Civil - Level 1	2015	-	-	-	-	-	1	-	1	-	-	-	-	2			2
General Civil - Level 2	2015	-	-	1	-	1	-	-	3	-	1	-	1	5			7
	2016	-	1	1	-	-	1	-	14	-	-	-	-	17	240.0%	▲	17
General Civil - Level 3	2015	-	1	2	-	1	-	-	5	3	1	-	3	12			16
	2016	1	1	-	2	1	-	2	2	1	-	-	-	10	-16.7%	▼	10
Miscellaneous	2015	29	23	16	12	14	15	25	18	28	12	18	32	180			242
	2016	28	27	32	14	18	14	21	19	24	-	-	-	197	9.4%	▲	197
Misdemeanor	2015	-	2	3	3	2	3	4	6	5	12	2	3	28			45
	2016	8	-	6	3	1	-	3	2	-	-	-	-	23	-17.9%	▼	23
Non-Capital Felonies and Related Matters	2015	10	70	21	26	11	19	17	15	3	25	4	26	192			247
	2016	18	8	13	7	8	12	8	18	2	-	-	-	94	-51.0%	▼	94
Other Criminally Related Matters	2015	-	-	-	-	-	1	1	1	1	-	1	1	4			6
	2016	-	-	2	-	-	-	-	2	-	-	-	-	4	0.0%	↔	4
Probates/Wills and Trusts - Lev	2016	-	-	-	-	-	-	1	-	-	-	-	-	1			1
Uncontested Divorce	2015	1	6	1	4	1	-	2	2	1	2	2	1	18			23
	2016	2	-	1	3	-	1	-	5	1	-	-	-	13	-27.8%	▼	13

Court: Mecklenburg Circuit

Start/End Date: Jan-15 / Sep-16

2015 Average Month: 244

Jan-Sep 2015: 2,365

Filings Trending: ▼

Circuit/Court ID: 10

210117


Type of Case: Filings

2016 Average Month: 215

Jan-Sep 2016 : 1,937

Overall AVG. Month: 232

Monthly Summary



Jan 15-Sep 16

Totals

	2015	2016
Civil	437	350
Criminal	1,930	1,122
Other	566	465
Total	2,933	1,937

Jan --- Sep Filings

2,365

2015

1,937

2016

Jan --- Sep Filings

	2015	2016	% Change	Trending
Civil	354	350	-1.1%	▼
Criminal	1,622	1,122	-30.8%	▼
Other	389	465	19.5%	▲
Total	2,365	1,937	-18.1%	▼

	Jan	Feb	Mar	Apr	May	Jun	Jul	Aug	Sep	Oct	Nov	Dec	Thru Sep	% Change	Trending	Total
2015	262	176	262	193	304	243	335	311	279	179	150	239	2,365			2,933
2016	228	262	279	204	170	168	210	190	226	-	-	-	1,937	-18.1%	▼	1,937

		Jan	Feb	Mar	Apr	May	Jun	Jul	Aug	Sep	Oct	Nov	Dec	Thru Sep	% Change	Trending	Total
Administrative Law	2016	-	-	-	-	-	2	1	1	-	-	-	-	4			4
Capital Murder	2015	-	-	-	-	-	1	-	-	-	-	-	-	1			1
Contested Divorce	2015	2	9	6	3	7	2	3	2	6	2	-	2	40			44
	2016	5	6	6	2	5	6	-	8	1	-	-	-	39	-2.5%	▼	39
Domestic and Family - Level 1	2015	3	4	2	-	9	6	-	5	6	3	3	1	35			42
	2016	6	1	3	-	10	1	3	1	1	-	-	-	26	-25.7%	▼	26
Domestic and Family - Level 2	2015	-	-	-	-	1	1	-	1	-	-	1	1	3			5
	2016	1	-	3	3	-	-	2	1	2	-	-	-	12	300.0%	▲	12
General Civil - Level 1	2015	-	-	1	1	-	-	-	-	-	1	1	-	2			4
	2016	-	1	-	-	-	-	-	-	-	-	-	-	1	-50.0%	▼	1
General Civil - Level 2	2015	1	3	4	3	4	4	2	5	4	3	2	3	30			38
	2016	2	1	3	2	3	3	3	3	2	-	-	-	22	-26.7%	▼	22
General Civil - Level 3	2015	-	-	2	3	5	4	1	3	43	1	2	2	61			66
	2016	2	2	4	2	4	1	1	4	1	-	-	-	21	-65.6%	▼	21
Miscellaneous	2015	66	56	62	44	49	41	49	42	48	63	37	98	457			655
	2016	67	73	70	73	48	54	49	54	57	-	-	-	545	19.3%	▲	545
Misdemeanor	2015	18	6	31	15	34	24	24	22	34	19	22	21	208			270
	2016	35	31	20	16	19	22	15	19	30	-	-	-	207	-0.5%	▼	207
Non-Capital Felonies and Related Matters	2015	153	87	137	113	182	142	240	213	120	66	70	97	1,387			1,620
	2016	96	118	152	89	65	65	116	82	106	-	-	-	889	-35.9%	▼	889
Other	2015	2	2	2	-	1	1	4	-	-	1	-	2	12			15
	2016	2	4	-	2	-	2	4	1	1	-	-	-	16	33.3%	▲	16
Other Criminally Related Matters	2015	4	1	2	1	2	9	1	6	2	3	2	8	28			41
	2016	3	4	2	2	4	2	3	7	5	-	-	-	32	14.3%	▲	32
Probates/Wills and Trusts - Level 2	2015	1	-	2	-	1	-	1	3	-	1	-	-	8			9
	2016	1	3	-	1	1	-	1	-	1	-	-	-	8	0.0%	↔	8
Protective Orders	2015	-	-	-	-	-	-	-	1	1	-	-	-	2			2
	2016	-	-	-	-	1	1	1	-	-	-	-	-	3	50.0%	▲	3
Uncontested Divorce	2015	12	8	11	10	9	8	10	8	15	16	10	4	91			121
	2016	8	18	16	12	10	9	11	9	19	-	-	-	112	23.1%	▲	112

Court: Prince Edward Circuit

Start/End Date: Jan-15 / Sep-16

2015 Average Month: 123

Jan-Sep 2015: 1,133

Filings Trending: ▼

Circuit/Court ID: 10

210147

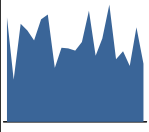
Type of Case: Filings

2016 Average Month:120

Jan-Sep 2016 : 1,080

Overall AVG. Month: 121

Monthly Summary



Jan 15-Sep 16

Totals

	2015	2016
Civil	283	207
Criminal	902	647
Other	285	226
Total	1,470	1,080

Jan --- Sep Filings

1,133

2015

1,080

2016

Jan --- Sep Filings

	2015	2016	% Change	Trending
Civil	216	207	-4.2%	▼
Criminal	744	647	-13.0%	▼
Other	173	226	30.6%	▲
Total	1,133	1,080	-4.7%	▼

	Jan	Feb	Mar	Apr	May	Jun	Jul	Aug	Sep	Oct	Nov	Dec	Thru Sep	% Change	Trending	Total
2015	157	63	147	137	122	154	161	81	111	110	107	120	1,133			1,470
2016	167	99	125	176	94	106	84	142	87	-	-	-	1,080	-4.7%	▼	1,080

		Jan	Feb	Mar	Apr	May	Jun	Jul	Aug	Sep	Oct	Nov	Dec	Thru Sep	% Change	Trending	Total
Administrative Law	2015	-	-	1	-	-	-	-	-	-	2	-	-	1			3
Contested Divorce	2015	3	3	1	2	1	1	2	2	3	1	-	-	18			19
	2016	2	-	1	3	3	2	1	-	1	-	-	-	13	-27.8%	▼	13
Domestic and Family - Level 1	2015	-	-	-	-	-	2	3	-	4	4	-	11	9			24
	2016	-	-	-	1	-	-	-	5	7	-	-	-	13	44.4%	▲	13
Domestic and Family - Level 2	2015	-	-	-	-	1	-	-	-	-	-	1	1	1			3
	2016	2	-	1	-	1	-	-	-	-	-	-	-	4	300.0%	▲	4
General Civil - Level 1	2015	-	-	-	-	-	1	-	-	1	-	3	1	2			6
	2016	-	-	-	-	-	-	1	-	-	-	-	-	1	-50.0%	▼	1
General Civil - Level 2	2015	2	2	2	-	5	6	5	-	-	1	5	-	22			28
	2016	3	3	3	1	6	2	6	4	-	-	-	-	28	27.3%	▲	28
General Civil - Level 3	2015	1	2	1	1	1	-	1	3	2	-	1	1	12			14
	2016	1	-	-	-	-	2	1	-	5	-	-	-	9	-25.0%	▼	9
Miscellaneous	2015	42	22	42	24	31	31	27	30	28	35	26	71	277			409
	2016	54	45	36	37	25	30	36	20	24	-	-	-	307	10.8%	▲	307
Misdemeanor	2015	26	4	23	12	13	21	33	9	10	13	9	12	151			185
	2016	12	21	26	15	11	12	11	25	16	-	-	-	149	-1.3%	▼	149
Non-Capital Felonies and Related Matters	2015	76	30	65	92	65	78	84	28	61	52	47	21	579			699
	2016	78	22	44	116	43	49	23	72	33	-	-	-	480	-17.1%	▼	480
Other	2015	-	-	-	-	-	-	-	1	-	-	-	1	1			2
	2016	-	-	1	-	-	-	2	-	-	-	-	-	3	200.0%	▲	3
Other Criminally Related Matters	2015	2	-	2	1	1	2	2	4	-	-	4	-	14			18
	2016	4	-	5	-	3	5	-	4	1	-	-	-	22	57.1%	▲	22
Probates/Wills and Trusts - Level 2	2015	-	-	2	1	1	1	2	-	-	-	1	-	7			8
	2016	2	1	-	1	-	1	-	5	-	-	-	-	10	42.9%	▲	10
Protective Orders	2015	-	-	-	-	-	-	-	-	-	-	2	-	0			2
	2016	-	-	-	-	-	-	-	3	-	-	-	-	3	0.0%	↔	3
Uncontested Divorce	2015	5	-	8	4	3	11	2	4	2	2	8	1	39			50
	2016	9	7	8	2	2	3	3	4	-	-	-	-	38	-2.6%	▼	38

Court: Amelia Circuit

Start/End Date: Jan-15 / Sep-16

2015 Average Month: 67

Jan-Sep 2015: 535

Filings Trending: ▲

Circuit/Court ID: 11

211007


Type of Case: Filings

2016 Average Month:63

Jan-Sep 2016 : 567

Overall AVG. Month: 65

Monthly Summary



Jan 15-Sep 16

Totals

	2015	2016
Civil	121	82
Criminal	333	204
Other	344	281
Total	798	567

Jan --- Sep Filings

535

2015

567

2016

Jan --- Sep Filings

	2015	2016	% Change	Trending
Civil	95	82	-13.7%	▼
Criminal	206	204	-1.0%	▼
Other	234	281	20.1%	▲
Total	535	567	6.0%	▲

	Jan	Feb	Mar	Apr	May	Jun	Jul	Aug	Sep	Oct	Nov	Dec	Thru Sep	% Change	Trending	Total
2015	69	46	86	68	37	64	53	50	62	108	70	85	535			798
2016	75	48	66	59	38	81	71	73	56	-	-	-	567	6.0%	▲	567

		Jan	Feb	Mar	Apr	May	Jun	Jul	Aug	Sep	Oct	Nov	Dec	Thru Sep	% Change	Trending	Total
Contested Divorce	2015	-	-	3	1	-	-	1	-	4	-	-	-	9			9
	2016	-	1	-	-	-	4	1	1	1	-	-	-	8	-11.1%	▼	8
Domestic and Family - Level 1	2015	1	2	5	2	1	-	-	1	-	2	2	-	12			16
	2016	3	-	-	-	1	3	-	1	1	-	-	-	9	-25.0%	▼	9
Domestic and Family - Level 2	2015	1	-	1	-	1	2	-	1	-	-	-	1	6			7
	2016	-	-	-	-	-	-	-	1	-	-	-	-	1	-83.3%	▼	1
General Civil - Level 1	2015	-	-	-	-	-	1	-	-	1	1	-	-	2			3
	2016	-	-	1	-	-	-	-	-	-	-	-	-	1	-50.0%	▼	1
General Civil - Level 2	2015	4	1	2	2	-	1	2	1	1	-	1	-	14			15
	2016	-	-	1	-	-	1	2	1	3	-	-	-	8	-42.9%	▼	8
General Civil - Level 3	2015	1	2	-	1	1	-	2	-	-	1	1	-	7			9
	2016	-	-	-	-	-	-	-	2	-	-	-	-	2	-71.4%	▼	2
Miscellaneous	2015	47	22	32	22	14	30	26	28	26	23	38	56	247			364
	2016	44	32	36	32	18	28	40	27	39	-	-	-	296	19.8%	▲	296
Misdemeanor	2015	8	2	2	8	8	5	7	9	10	5	9	4	59			77
	2016	10	2	10	10	5	6	6	6	4	-	-	-	59	0.0%	↔	59
Non-Capital Felonies and Related Matters	2015	3	10	36	31	8	10	13	6	13	69	15	18	130			232
	2016	17	6	14	13	3	32	15	22	6	-	-	-	128	-1.5%	▼	128
Other	2015	2	2	-	-	1	6	-	-	-	1	-	1	11			13
	2016	-	1	1	2	5	4	-	4	-	-	-	-	17	54.5%	▲	17
Other Criminally Related Matters	2015	1	-	3	-	2	4	-	3	4	3	2	2	17			24
	2016	1	3	1	-	3	1	2	5	1	-	-	-	17	0.0%	↔	17
Probates/Wills and Trusts - Level 2	2015	-	-	1	-	-	1	-	-	-	-	-	-	2			2
	2016	-	-	1	-	-	-	-	-	-	-	-	-	1	-50.0%	▼	1
Protective Orders	2016	-	-	-	-	-	-	1	-	-	-	-	-	1			1
Uncontested Divorce	2015	1	5	1	1	1	4	2	1	3	3	2	3	19			27
	2016	-	3	1	2	3	2	4	3	1	-	-	-	19	0.0%	↔	19

Court: Dinwiddie Circuit

Start/End Date: Jan-15 / Sep-16

2015 Average Month: 137

Jan-Sep 2015: 1,227

Filings Trending: ↔

Circuit/Court ID: 11

211053


Type of Case: Filings

2016 Average Month:139

Jan-Sep 2016 : 1,248

Overall AVG. Month: 138

Monthly Summary



Jan 15-Sep 16

Totals

	2015	2016
Civil	414	375
Criminal	678	458
Other	548	415
Total	1,640	1,248

Jan --- Sep Filings

1,227

2015

1,248

2016

Jan --- Sep Filings

	2015	2016	% Change	Trending
Civil	310	375	21.0%	▲
Criminal	543	458	-15.7%	▼
Other	374	415	11.0%	▲
Total	1,227	1,248	1.7%	▲

	Jan	Feb	Mar	Apr	May	Jun	Jul	Aug	Sep	Oct	Nov	Dec	Thru Sep	% Change	Trending	Total
2015	149	118	162	153	143	134	152	124	92	136	133	144	1,227			1,640
2016	128	148	179	124	92	98	145	142	192	-	-	-	1,248	1.7%	▲	1,248

		Jan	Feb	Mar	Apr	May	Jun	Jul	Aug	Sep	Oct	Nov	Dec	Thru Sep	% Change	Trending	Total
Administrative Law	2015	1	-	-	1	-	1	1	1	-	-	-	-	5			5
	2016	-	-	1	-	-	-	1	3	1	-	-	-	6	20.0%	▲	6
Capital Murder	2015	-	1	-	-	-	-	-	-	-	-	-	-	1			1
	2016	1	2	1	1	4	5	5	-	1	1	2	5	20			28
Contested Divorce	2015	2	-	1	3	5	3	1	3	3	-	-	-	21	5.0%	▲	21
	2016	-	2	7	2	5	4	1	-	4	8	3	3	25			39
Domestic and Family - Level 1	2015	-	6	9	6	-	1	4	15	11	-	-	-	52	108.0%	▲	52
	2016	2	1	4	-	-	3	1	2	2	1	2	2	15			20
Domestic and Family - Level 2	2015	2	-	-	1	1	1	39	5	2	-	-	-	51	240.0%	▲	51
	2016	-	3	1	-	-	-	1	-	-	-	-	-	5			5
General Civil - Level 1	2015	3	-	7	2	2	7	3	6	5	4	3	3	35			45
	2016	1	3	6	3	8	2	2	5	1	-	-	-	31	-11.4%	▼	31
General Civil - Level 2	2015	6	5	4	4	12	6	2	11	7	5	21	-	57			83
	2016	9	4	2	3	3	6	4	11	7	-	-	-	49	-14.0%	▼	49
General Civil - Level 3	2015	58	59	60	48	44	51	53	46	44	56	48	92	463			659
	2016	69	70	90	51	38	28	51	53	66	-	-	-	516	11.4%	▲	516
Miscellaneous	2015	25	10	16	23	25	22	16	11	6	20	18	11	154			203
	2016	8	19	22	20	14	19	16	13	19	-	-	-	150	-2.6%	▼	150
Misdemeanor	2015	36	30	52	56	34	26	65	36	14	26	25	18	349			418
	2016	30	30	38	30	14	24	19	21	76	-	-	-	282	-19.2%	▼	282
Non-Capital Felonies and Related Matters	2015	1	1	-	-	-	-	-	-	1	-	1	-	3			4
	2016	-	-	-	-	-	1	-	-	1	-	-	-	2	-33.3%	▼	2
Other	2015	5	4	4	8	5	4	3	5	3	8	5	4	41			58
	2016	1	1	3	2	3	7	1	7	1	-	-	-	26	-36.6%	▼	26
Other Criminally Related Matters	2015	1	-	1	-	1	-	-	3	1	-	-	-	7			7
	2016	1	-	-	1	-	-	-	1	-	-	-	-	3	-57.1%	▼	3
Probates/Wills and Trusts - Level 2	2015	10	3	6	8	11	5	2	3	4	7	5	6	52			70
	2016	5	12	6	4	6	6	6	5	4	-	-	-	54	3.8%	▲	54
Uncontested Divorce	2015	10	3	6	8	11	5	2	3	4	7	5	6	52			70
	2016	5	12	6	4	6	6	6	5	4	-	-	-	54	3.8%	▲	54

Court: Nottoway Circuit

Start/End Date: Jan-15 / Sep-16

2015 Average Month: 65

Jan-Sep 2015: 578

Filings Trending: ▲

Circuit/Court ID: 11

211135


Type of Case: Filings

2016 Average Month:85

Jan-Sep 2016 : 769

Overall AVG. Month: 74

Monthly Summary



Jan 15-Sep 16

Totals

	2015	2016
Civil	207	155
Criminal	319	391
Other	249	223
Total	775	769

Jan --- Sep Filings

578

769

2015

2016

Jan --- Sep Filings

	2015	2016	% Change	Trending
Civil	159	155	-2.5%	▼
Criminal	240	391	62.9%	▲
Other	179	223	24.6%	▲
Total	578	769	33.0%	▲

	Jan	Feb	Mar	Apr	May	Jun	Jul	Aug	Sep	Oct	Nov	Dec	Thru Sep	% Change	Trending	Total
2015	41	50	68	43	60	56	73	98	89	55	84	58	578			775
2016	74	71	85	57	83	55	206	63	75	-	-	-	769	33.0%	▲	769

		Jan	Feb	Mar	Apr	May	Jun	Jul	Aug	Sep	Oct	Nov	Dec	Thru Sep	% Change	Trending	Total
Administrative Law	2015	-	-	-	-	-	-	-	-	1	-	1	-	1			2
	2016	-	-	-	-	-	-	1	-	2	-	-	-	3	200.0%	▲	3
Contested Divorce	2015	1	1	1	2	1	-	1	-	2	1	1	3	9			14
	2016	1	1	-	-	-	-	-	3	-	-	-	-	5	-44.4%	▼	5
Domestic and Family - Level 1	2015	1	2	-	3	2	2	2	-	-	1	1	4	12			18
	2016	1	-	-	3	-	-	-	-	-	-	-	-	4	-66.7%	▼	4
Domestic and Family - Level 2	2015	-	1	-	-	-	-	-	1	-	-	-	-	2			2
	2016	-	-	-	3	-	-	-	-	-	-	-	-	3	50.0%	▲	3
General Civil - Level 1	2015	-	1	-	-	-	-	-	-	-	-	-	1	1			2
	2016	-	-	-	1	-	-	-	1	-	-	-	-	2	100.0%	▲	2
General Civil - Level 2	2015	2	1	-	5	2	1	3	4	3	3	1	-	21			25
	2016	1	3	3	2	1	5	2	1	1	-	-	-	19	-9.5%	▼	19
General Civil - Level 3	2015	2	2	4	1	-	3	-	15	1	8	3	2	28			41
	2016	-	2	5	4	2	4	4	13	5	-	-	-	39	39.3%	▲	39
Miscellaneous	2015	23	14	43	15	16	30	24	28	24	23	27	33	217			300
	2016	50	43	33	25	20	15	29	18	32	-	-	-	265	22.1%	▲	265
Misdemeanor	2015	2	4	3	1	2	4	12	14	17	4	11	2	59			76
	2016	2	4	7	5	13	11	128	4	14	-	-	-	188	218.6%	▲	188
Non-Capital Felonies and Related Matters	2015	7	15	9	11	29	8	18	27	32	10	35	11	156			212
	2016	17	8	31	7	43	17	33	14	13	-	-	-	183	17.3%	▲	183
Other	2015	-	1	1	1	3	-	6	1	2	-	-	-	15			15
	2016	-	-	2	1	-	1	4	2	-	-	-	-	10	-33.3%	▼	10
Other Criminally Related Matters	2015	-	5	1	1	2	3	5	6	2	1	3	2	25			31
	2016	1	3	1	2	3	1	1	4	6	-	-	-	22	-12.0%	▼	22
Probates/Wills and Trusts - Level 2	2015	-	-	-	-	-	-	-	1	1	-	-	-	2			2
	2016	-	3	-	-	1	-	-	1	-	-	-	-	5	150.0%	▲	5
Protective Orders	2016	-	-	1	-	-	-	-	-	-	-	-	-	1			1
Uncontested Divorce	2015	3	3	6	3	3	5	2	1	4	4	1	-	30			35
	2016	1	4	2	4	-	1	4	2	2	-	-	-	20	-33.3%	▼	20

Court: Powhatan Circuit

Start/End Date: Jan-15 / Sep-16

2015 Average Month: 109

Jan-Sep 2015: 884

Filings Trending: ▲

Circuit/Court ID: 11

211145


Type of Case: Filings

2016 Average Month:130

Jan-Sep 2016 : 1,166

Overall AVG. Month: 118

Monthly Summary




Jan 15-Sep 16

Totals

	2015	2016
Civil	285	275
Criminal	316	234
Other	708	657
Total	1,309	1,166

Jan --- Sep Filings



884 2015 1,166 2016

Jan --- Sep Filings

	2015	2016	% Change	Trending
Civil	216	275	27.3%	▲
Criminal	216	234	8.3%	▲
Other	452	657	45.4%	▲
Total	884	1,166	31.9%	▲

	Jan	Feb	Mar	Apr	May	Jun	Jul	Aug	Sep	Oct	Nov	Dec	Thru Sep	% Change	Trending	Total
2015	92	103	115	83	87	112	93	85	114	106	140	179	884			1,309
2016	149	157	150	155	114	99	92	144	106	-	-	-	1,166	31.9%	▲	1,166

		Jan	Feb	Mar	Apr	May	Jun	Jul	Aug	Sep	Oct	Nov	Dec	Thru Sep	% Change	Trending	Total
Administrative Law	2016	1	-	-	-	-	-	-	-	-	-	-	-	1			1
Contested Divorce	2015	1	5	6	4	5	2	1	3	2	2	3	2	29			36
	2016	3	1	5	3	3	1	-	-	-	-	-	-	16	-44.8%	▼	16
Domestic and Family - Level 1	2015	-	-	-	-	-	-	2	1	2	3	4	4	5			16
	2016	1	2	14	3	3	4	7	6	5	-	-	-	45	800.0%	▲	45
Domestic and Family - Level 2	2015	1	-	-	1	-	-	4	1	3	1	2	-	10			13
	2016	-	-	1	-	-	1	-	-	2	-	-	-	4	-60.0%	▼	4
General Civil - Level 1	2015	-	-	1	-	-	-	-	-	-	-	-	-	1			1
	2016	-	-	-	-	-	1	-	-	-	-	-	-	1	0.0%	↔	1
General Civil - Level 2	2015	6	6	7	2	3	2	8	5	5	2	6	4	44			56
	2016	3	2	2	3	5	10	3	4	9	-	-	-	41	-6.8%	▼	41
General Civil - Level 3	2015	2	3	1	2	2	1	1	1	1	2	-	1	14			17
	2016	6	2	2	2	-	2	1	2	3	-	-	-	20	42.9%	▲	20
Miscellaneous	2015	64	58	68	45	53	58	54	57	59	65	74	135	516			790
	2016	108	117	104	96	53	55	58	81	62	-	-	-	734	42.2%	▲	734
Misdemeanor	2015	2	11	5	1	8	5	3	2	5	5	9	6	42			62
	2016	2	2	7	6	5	1	2	8	4	-	-	-	37	-11.9%	▼	37
Non-Capital Felonies and Related Matters	2015	13	14	15	18	13	32	13	8	21	17	33	23	147			220
	2016	22	19	3	34	28	14	11	24	12	-	-	-	167	13.6%	▲	167
Other	2016	-	2	-	-	-	-	-	-	-	-	-	-	2			2
Other Criminally Related Matters	2015	1	2	3	3	-	6	-	2	10	1	5	1	27			34
	2016	-	3	3	5	2	4	3	9	3	-	-	-	32	18.5%	▲	32
Probates/Wills and Trusts - Lev	2016	-	-	-	-	1	-	1	-	1	-	-	-	3			3
Probates/Wills and Trusts - Level 2	2015	-	-	-	-	-	-	2	3	-	-	-	-	5			5
	2016	1	-	1	1	3	-	-	-	-	-	-	-	6	20.0%	▲	6
Protective Orders	2016	-	-	1	-	2	1	-	-	-	-	-	-	4			4
Uncontested Divorce	2015	2	4	9	7	3	6	5	2	6	8	4	3	44			59
	2016	2	7	7	2	9	5	6	10	5	-	-	-	53	20.5%	▲	53

Court: Petersburg Circuit

Start/End Date: Jan-15 / Sep-16

2015 Average Month: 177

Jan-Sep 2015: 1,559

Filings Trending: ▲

Circuit/Court ID: 11

211730


Type of Case: Filings

2016 Average Month:192

Jan-Sep 2016 : 1,728

Overall AVG. Month: 184

Monthly Summary




Jan 15-Sep 16

Totals

	2015	2016
Civil	636	554
Criminal	1,271	985
Other	220	189
Total	2,127	1,728

Jan --- Sep Filings



20152016

Jan --- Sep Filings

	2015	2016	% Change	Trending
Civil	490	554	13.1%	▲
Criminal	919	985	7.2%	▲
Other	150	189	26.0%	▲
Total	1,559	1,728	10.8%	▲

	Jan	Feb	Mar	Apr	May	Jun	Jul	Aug	Sep	Oct	Nov	Dec	Thru Sep	% Change	Trending	Total
2015	121	142	231	194	180	191	165	173	162	215	161	192	1,559			2,127
2016	162	244	212	205	185	203	201	198	118	-	-	-	1,728	10.8%	▲	1,728

		Jan	Feb	Mar	Apr	May	Jun	Jul	Aug	Sep	Oct	Nov	Dec	Thru Sep	% Change	Trending	Total
Administrative Law	2015	1	1	-	4	1	2	-	-	1	1	-	2	10			13
	2016	-	-	1	-	1	2	-	1	2	-	-	-	7	-30.0%	▼	7
Capital Murder	2016	-	-	-	-	-	-	6	-	-	-	-	-	6			6
	2015	1	4	3	4	4	9	6	2	2	3	2	1	35			41
Contested Divorce	2016	1	7	6	1	3	5	2	1	2	-	-	-	28	-20.0%	▼	28
	2015	1	2	4	3	8	13	6	6	6	5	3	4	49			61
Domestic and Family - Level 1	2016	8	2	-	8	4	1	5	5	6	-	-	-	39	-20.4%	▼	39
	2015	-	-	1	2	1	1	-	-	1	-	1	1	6			8
Domestic and Family - Level 2	2016	13	2	3	3	2	2	-	-	-	-	-	-	25	316.7%	▲	25
	2015	-	-	-	1	1	2	-	-	-	-	-	2	4			6
General Civil - Level 1	2016	-	-	-	1	1	1	2	1	-	-	-	-	6	50.0%	▲	6
	2015	8	5	11	14	7	8	14	12	13	12	8	13	92			125
General Civil - Level 2	2016	12	14	20	16	9	12	16	15	9	-	-	-	123	33.7%	▲	123
	2015	4	6	11	10	9	12	5	12	4	6	7	8	73			94
General Civil - Level 3	2016	16	8	8	3	4	7	4	3	5	-	-	-	58	-20.5%	▼	58
	2015	33	29	29	24	20	38	35	34	44	37	30	42	286			395
Miscellaneous	2016	27	60	50	42	29	42	35	53	30	-	-	-	368	28.7%	▲	368
	2015	11	25	20	33	24	34	16	35	18	44	14	30	216			304
Misdemeanor	2016	19	25	17	30	34	26	28	24	9	-	-	-	212	-1.9%	▼	212
	2015	36	59	114	77	81	55	67	50	42	78	85	74	581			818
Non-Capital Felonies and Related Matters	2016	53	95	70	64	72	69	77	77	28	-	-	-	605	4.1%	▲	605
	2015	-	-	-	-	-	-	-	1	2	-	-	-	3			3
Other	2016	1	-	-	1	-	1	-	1	3	-	-	-	7	133.3%	▲	7
	2015	20	7	23	17	13	11	7	14	20	18	5	8	132			163
Other Criminally Related Matters	2016	7	25	21	30	17	27	20	13	14	-	-	-	174	31.8%	▲	174
	2015	-	-	1	-	-	-	-	-	-	-	-	-	1			1
Probates/Wills and Trusts - Level 1	2016	-	1	-	-	-	-	-	-	-	-	-	-	1	0.0%	↔	1
	2015	1	1	1	2	1	-	1	2	-	2	2	1	9			14
Probates/Wills and Trusts - Level 2	2016	1	-	1	-	1	1	2	-	1	-	-	-	7	-22.2%	▼	7
	2016	-	-	-	-	-	1	-	-	1	-	-	-	2			2
Protective Orders	2015	5	3	13	3	10	6	8	5	9	9	4	6	62			81
	2016	4	5	15	6	8	6	4	4	8	-	-	-	60	-3.2%	▼	60

Court: Chesterfield Circuit

Start/End Date: Jan-15 / Sep-16

2015 Average Month: 1,208

Jan-Sep 2015: 11,069

Filings Trending: ▲

Circuit/Court ID: 12

212041


Type of Case: Filings

2016 Average Month:1,437

Jan-Sep 2016 : 12,934

Overall AVG. Month: 1,306

Monthly Summary



Jan 15-Sep 16

Totals

	2015	2016
Civil	3,811	3,125
Criminal	6,194	4,982
Other	4,493	4,827
Total	14,498	12,934

Jan --- Sep Filings

11,069

12,934

2015

2016

Jan --- Sep Filings

	2015	2016	% Change	Trending
Civil	2,898	3,125	7.8%	▲
Criminal	4,654	4,982	7.0%	▲
Other	3,517	4,827	37.2%	▲
Total	11,069	12,934	16.8%	▲

	Jan	Feb	Mar	Apr	May	Jun	Jul	Aug	Sep	Oct	Nov	Dec	Thru Sep	% Change	Trending	Total
2015	1,377	1,077	1,436	1,183	1,101	1,178	1,248	1,169	1,300	1,114	1,108	1,207	11,069			14,498
2016	1,565	1,544	1,898	1,249	1,414	1,281	1,375	1,294	1,314	-	-	-	12,934	16.8%	▲	12,934

		Jan	Feb	Mar	Apr	May	Jun	Jul	Aug	Sep	Oct	Nov	Dec	Thru Sep	% Change	Trending	Total
Administrative Law	2015	2	4	-	1	2	1	1	-	-	3	-	3	11			17
	2016	3	3	1	1	-	-	2	3	3	-	-	-	16	45.5%	▲	16
Capital Murder	2015	-	-	-	-	-	1	-	-	-	-	2	-	1			3
	2016	-	-	-	-	1	-	-	-	-	-	-	-	1	0.0%	↔	1
Contested Divorce	2015	31	18	27	35	19	38	27	25	32	29	21	27	252			329
	2016	22	28	35	35	31	33	22	29	39	-	-	-	274	8.7%	▲	274
Domestic and Family - Level 1	2015	21	14	32	27	44	32	37	19	35	40	14	32	261			347
	2016	31	21	32	29	18	31	29	26	38	-	-	-	255	-2.3%	▼	255
Domestic and Family - Level 2	2015	6	6	11	6	8	6	7	8	7	5	7	4	65			81
	2016	7	3	6	14	12	13	9	10	9	-	-	-	83	27.7%	▲	83
General Civil - Level 1	2015	1	4	2	1	1	1	1	1	1	2	2	4	13			21
	2016	-	3	2	4	-	2	-	1	1	-	-	-	13	0.0%	↔	13
General Civil - Level 2	2015	35	50	44	56	56	62	62	41	53	42	51	59	459			611
	2016	39	62	70	40	44	44	42	49	45	-	-	-	435	-5.2%	▼	435
General Civil - Level 3	2015	11	20	24	20	47	40	30	18	19	15	14	17	229			275
	2016	17	20	17	22	20	67	17	25	17	-	-	-	222	-3.1%	▼	222
Miscellaneous	2015	576	408	660	459	339	316	473	473	449	326	382	453	4,153			5,314
	2016	781	814	903	460	551	418	594	554	492	-	-	-	5,567	34.0%	▲	5,567
Misdemeanor	2015	180	122	165	123	113	177	158	124	166	122	153	128	1,328			1,731
	2016	138	103	228	121	151	165	145	140	135	-	-	-	1,326	-0.2%	▼	1,326
Non-Capital Felonies and Related Matters	2015	383	301	304	312	347	367	318	316	388	379	339	330	3,036			4,084
	2016	379	337	437	373	436	342	371	309	367	-	-	-	3,351	10.4%	▲	3,351
Other	2015	17	28	25	40	23	33	30	40	27	47	31	51	263			392
	2016	50	27	25	33	27	35	46	38	35	-	-	-	316	20.2%	▲	316
Other Criminally Related Matters	2015	45	30	40	29	21	33	24	32	43	27	41	25	297			390
	2016	28	39	32	32	40	49	33	28	40	-	-	-	321	8.1%	▲	321
Probates/Wills and Trusts - Level 1	2015	1	-	1	2	-	1	1	-	1	-	3	-	7			10
	2016	1	1	-	-	2	-	1	-	1	-	-	-	6	-14.3%	▼	6
Probates/Wills and Trusts - Level 2	2015	6	10	9	5	12	6	8	3	9	13	6	6	68			93
	2016	4	2	12	4	9	4	2	7	10	-	-	-	54	-20.6%	▼	54
Protective Orders	2015	-	1	1	1	1	-	1	5	1	-	2	-	11			13
	2016	-	-	3	2	-	1	1	2	2	-	-	-	11	0.0%	↔	11
Uncontested Divorce	2015	62	61	91	66	68	64	70	64	69	64	40	68	615			787
	2016	65	81	95	79	72	77	61	73	80	-	-	-	683	11.1%	▲	683

Court: Colonial Heights Circuit

Start/End Date: Jan-15 / Sep-16

2015 Average Month: 154

Jan-Sep 2015: 1,355

Filings Trending: ▲

Circuit/Court ID: 12

212570


Type of Case: Filings

2016 Average Month: 165

Jan-Sep 2016 : 1,485

Overall AVG. Month: 159

Monthly Summary



Jan 15-Sep 16

Totals

	2015	2016
Civil	294	216
Criminal	1,209	948
Other	344	321
Total	1,847	1,485

Jan --- Sep Filings

1,355

2015

1,485

2016

Jan --- Sep Filings

	2015	2016	% Change	Trending
Civil	211	216	2.4%	▲
Criminal	906	948	4.6%	▲
Other	238	321	34.9%	▲
Total	1,355	1,485	9.6%	▲

	Jan	Feb	Mar	Apr	May	Jun	Jul	Aug	Sep	Oct	Nov	Dec	Thru Sep	% Change	Trending	Total
2015	144	182	129	183	138	121	149	189	120	176	180	136	1,355			1,847
2016	129	207	176	176	175	116	205	159	142	-	-	-	1,485	9.6%	▲	1,485

		Jan	Feb	Mar	Apr	May	Jun	Jul	Aug	Sep	Oct	Nov	Dec	Thru Sep	% Change	Trending	Total
Administrative Law	2015	-	1	-	-	-	-	1	-	-	-	-	-	2			2
	2016	-	-	2	-	-	1	-	1	-	-	-	-	4	100.0%	▲	4
Contested Divorce	2015	3	1	2	1	3	2	5	1	4	4	4	6	22			36
	2016	2	1	6	3	1	1	-	2	3	-	-	-	19	-13.6%	▼	19
Domestic and Family - Level 1	2015	2	-	2	2	-	-	3	3	2	5	5	6	14			30
	2016	1	4	-	1	1	2	3	2	-	-	-	-	14	0.0%	↔	14
Domestic and Family - Level 2	2015	-	-	-	-	1	-	1	-	-	-	1	-	2			3
	2016	-	-	-	1	1	1	2	-	-	-	-	-	5	150.0%	▲	5
General Civil - Level 1	2015	-	-	-	-	-	-	2	-	-	-	-	-	2			2
General Civil - Level 2	2015	2	3	4	2	2	2	-	2	-	1	1	3	17			22
	2016	3	2	2	5	2	2	-	4	1	-	-	-	21	23.5%	▲	21
General Civil - Level 3	2015	-	-	2	3	2	1	-	5	1	3	-	6	14			23
	2016	1	2	-	1	3	1	2	3	1	-	-	-	14	0.0%	↔	14
Miscellaneous	2015	33	32	34	29	21	21	33	26	21	38	32	52	250			372
	2016	37	59	49	32	33	33	34	37	30	-	-	-	344	37.6%	▲	344
Misdemeanor	2015	37	23	26	35	49	35	35	26	19	44	42	19	285			390
	2016	22	28	42	35	58	25	51	32	43	-	-	-	336	17.9%	▲	336
Non-Capital Felonies and Related Matters	2015	45	106	41	83	51	33	55	101	55	59	84	32	570			745
	2016	42	94	54	81	53	35	95	61	46	-	-	-	561	-1.6%	▼	561
Other	2015	15	5	10	11	3	5	2	7	7	4	5	2	65			76
	2016	8	6	7	4	3	7	3	7	9	-	-	-	54	-16.9%	▼	54
Other Criminally Related Matters	2015	3	7	-	8	2	11	7	11	2	14	3	6	51			74
	2016	10	4	5	5	9	3	7	7	5	-	-	-	55	7.8%	▲	55
Probates/Wills and Trusts - Lev	2016	-	-	1	-	-	-	-	-	-	-	-	-	1			1
Probates/Wills and Trusts - Level 2	2015	1	1	-	1	1	-	-	1	-	1	-	1	5			7
	2016	-	-	-	2	-	2	-	1	-	-	-	-	5	0.0%	↔	5
Protective Orders	2016	-	-	-	2	1	-	-	-	-	-	-	-	3			3
Uncontested Divorce	2015	3	3	8	8	3	11	5	6	9	3	3	3	56			65
	2016	3	7	8	4	10	3	8	2	4	-	-	-	49	-12.5%	▼	49

Court: Richmond Circuit

Start/End Date: Jan-15 / Sep-16

2015 Average Month: 1,201

Jan-Sep 2015: 11,047

Filings Trending: ↔

Circuit/Court ID: 13

213760


Type of Case: Filings

2016 Average Month:1,231

Jan-Sep 2016 : 11,080

Overall AVG. Month: 1,214

Monthly Summary



Jan 15-Sep 16

Totals

	2015	2016
Civil	4,695	3,751
Criminal	6,468	4,913
Other	3,249	2,416
Total	14,412	11,080

Jan --- Sep Filings

11,047

2015

11,080

2016

Jan --- Sep Filings

	2015	2016	% Change	Trending
Civil	3,588	3,751	4.5%	▲
Criminal	5,011	4,913	-2.0%	▼
Other	2,448	2,416	-1.3%	▼
Total	11,047	11,080	-	↔

		Jan	Feb	Mar	Apr	May	Jun	Jul	Aug	Sep	Oct	Nov	Dec	Thru Sep	% Change	Trending	Total
2015		1,224	1,110	1,362	1,252	1,118	1,375	1,339	1,204	1,063	1,230	1,077	1,058	11,047			14,412
2016		1,110	1,237	1,368	1,197	1,282	1,390	1,052	1,287	1,157	-	-	-	11,080	0.3%	▲	11,080

		Jan	Feb	Mar	Apr	May	Jun	Jul	Aug	Sep	Oct	Nov	Dec	Thru Sep	% Change	Trending	Total
Administrative Law	2015	2	3	3	1	1	3	5	2	-	8	3	4	20			35
	2016	2	1	2	2	8	2	2	5	5	-	-	-	29	45.0%	▲	29
Capital Murder	2015	-	3	2	-	-	-	-	-	-	-	-	-	5			5
	2016	1	2	-	2	-	-	-	-	-	-	-	-	5	0.0%	↔	5
Contested Divorce	2015	16	17	24	21	15	26	15	17	15	11	15	14	166			206
	2016	14	24	19	18	18	17	16	21	8	-	-	-	155	-6.6%	▼	155
Domestic and Family - Level 1	2015	12	4	12	10	10	14	26	16	18	14	10	33	122			179
	2016	2	19	39	20	18	19	10	17	13	-	-	-	157	28.7%	▲	157
Domestic and Family - Level 2	2015	10	10	9	9	14	6	14	8	9	11	5	25	89			130
	2016	10	16	15	11	20	11	18	15	13	-	-	-	129	44.9%	▲	129
General Civil - Level 1	2015	1	3	7	8	3	4	7	2	6	4	7	8	41			60
	2016	2	4	3	2	5	4	4	11	9	-	-	-	44	7.3%	▲	44
General Civil - Level 2	2015	93	80	93	90	107	115	132	101	95	111	76	94	906			1,187
	2016	90	110	145	98	135	110	99	85	114	-	-	-	986	8.8%	▲	986
General Civil - Level 3	2015	37	47	33	33	31	42	55	44	27	25	30	35	349			439
	2016	24	36	36	40	43	37	44	31	33	-	-	-	324	-7.2%	▼	324
Miscellaneous	2015	195	199	329	272	223	261	236	235	250	251	228	259	2,200			2,938
	2016	221	295	313	262	250	259	237	282	233	-	-	-	2,352	6.9%	▲	2,352
Misdemeanor	2015	124	90	101	104	84	106	132	101	91	117	79	85	933			1,214
	2016	109	86	62	84	115	92	79	82	82	-	-	-	791	-15.2%	▼	791
Non-Capital Felonies and Related Matters	2015	483	397	442	396	342	427	421	415	391	386	365	281	3,714			4,746
	2016	421	313	444	340	367	565	287	467	363	-	-	-	3,567	-4.0%	▼	3,567
Other	2015	163	162	223	175	207	252	210	175	120	161	185	139	1,687			2,172
	2016	159	166	171	143	165	178	168	165	179	-	-	-	1,494	-11.4%	▼	1,494
Other Criminally Related Matters	2015	56	35	34	76	41	56	38	41	6	86	29	34	383			532
	2016	19	103	51	122	91	48	47	41	45	-	-	-	567	48.0%	▲	567
Probates/Wills and Trusts - Level 1	2015	-	-	1	1	1	1	1	-	1	1	-	-	6			7
	2016	-	-	-	-	-	-	1	1	-	-	-	-	2	-66.7%	▼	2
Probates/Wills and Trusts - Level 2	2015	7	12	8	6	9	11	7	7	6	9	5	19	73			106
	2016	7	14	12	12	13	14	6	14	14	-	-	-	106	45.2%	▲	106
Uncontested Divorce	2015	25	48	41	50	30	51	40	40	28	35	40	28	353			456
	2016	29	48	56	41	34	34	34	50	46	-	-	-	372	5.4%	▲	372

Court: Henrico Circuit

Start/End Date: Jan-15 / Sep-16

2015 Average Month: 1,010

Jan-Sep 2015: 8,908

Filings Trending: ▲

Circuit/Court ID: 14

214087


Type of Case: Filings

2016 Average Month: 1,097

Jan-Sep 2016 : 9,872

Overall AVG. Month: 1,047

Monthly Summary



Jan 15-Sep 16

Totals

	2015	2016
Civil	3,626	3,057
Criminal	5,301	4,077
Other	3,198	2,738
Total	12,125	9,872

Jan --- Sep Filings

8,908

9,872

2015

2016

Jan --- Sep Filings

	2015	2016	% Change	Trending
Civil	2,790	3,057	9.6%	▲
Criminal	3,983	4,077	2.4%	▲
Other	2,135	2,738	28.2%	▲
Total	8,908	9,872	10.8%	▲

	Jan	Feb	Mar	Apr	May	Jun	Jul	Aug	Sep	Oct	Nov	Dec	Thru Sep	% Change	Trending	Total
2015	913	951	1,064	1,052	1,035	1,013	949	976	955	1,105	849	1,263	8,908			12,125
2016	1,005	1,131	1,256	1,129	1,043	1,041	1,130	1,103	1,034	-	-	-	9,872	10.8%	▲	9,872

		Jan	Feb	Mar	Apr	May	Jun	Jul	Aug	Sep	Oct	Nov	Dec	Thru Sep	% Change	Trending	Total
Administrative Law	2015	1	1	-	2	-	-	1	-	-	1	3	1	5			10
	2016	2	1	1	-	-	2	3	-	1	-	-	-	10	100.0%	▲	10
Capital Murder	2015	-	-	-	-	1	-	-	-	-	-	-	-	1			1
	2016	-	1	-	-	2	-	-	-	-	-	-	-	3	200.0%	▲	3
Contested Divorce	2015	31	25	40	22	22	35	28	28	29	23	16	16	260			315
	2016	13	33	48	22	33	20	25	21	22	-	-	-	237	-8.8%	▼	237
Domestic and Family - Level 1	2015	11	7	10	10	9	25	16	18	14	25	20	19	120			184
	2016	9	20	22	23	12	25	17	29	22	-	-	-	179	49.2%	▲	179
Domestic and Family - Level 2	2015	4	7	9	16	6	7	9	8	9	8	8	10	75			101
	2016	11	6	24	25	5	9	6	10	12	-	-	-	108	44.0%	▲	108
General Civil - Level 1	2015	5	2	-	1	2	1	-	3	3	4	-	2	17			23
	2016	5	9	3	2	5	-	3	3	4	-	-	-	34	100.0%	▲	34
General Civil - Level 2	2015	35	52	44	55	61	54	53	38	68	44	44	55	460			603
	2016	49	62	59	58	55	38	57	56	60	-	-	-	494	7.4%	▲	494
General Civil - Level 3	2015	11	20	25	26	20	27	21	44	18	25	19	21	212			277
	2016	17	35	26	25	26	18	15	15	19	-	-	-	196	-7.5%	▼	196
Miscellaneous	2015	290	340	386	318	325	305	280	323	305	362	312	564	2,872			4,110
	2016	454	478	443	382	337	384	416	409	328	-	-	-	3,631	26.4%	▲	3,631
Misdemeanor	2015	79	104	124	96	118	160	102	110	117	137	79	128	1,010			1,354
	2016	90	69	109	115	95	93	87	100	98	-	-	-	856	-15.2%	▼	856
Non-Capital Felonies and Related Matters	2015	307	256	291	374	341	247	292	283	260	346	228	298	2,651			3,523
	2016	256	285	363	348	321	306	356	286	335	-	-	-	2,856	7.7%	▲	2,856
Other	2015	31	27	29	25	20	32	30	35	24	38	29	36	253			356
	2016	25	25	31	29	29	29	37	35	26	-	-	-	266	5.1%	▲	266
Other Criminally Related Matters	2015	41	31	33	33	45	48	36	32	37	31	37	36	336			440
	2016	34	39	39	35	48	46	42	50	38	-	-	-	371	10.4%	▲	371
Probates/Wills and Trusts - Level 1	2015	-	-	-	-	-	1	1	1	1	1	-	-	4			5
	2016	-	-	2	1	-	-	1	1	2	-	-	-	7	75.0%	▲	7
Probates/Wills and Trusts - Level 2	2015	10	12	-	5	5	12	9	8	7	5	6	7	68			86
	2016	3	8	8	9	12	10	11	8	9	-	-	-	78	14.7%	▲	78
Protective Orders	2015	-	-	-	-	-	-	-	-	-	2	-	1	0			3
	2016	1	-	2	-	-	-	-	-	3	-	-	-	6	0.0%	↔	6
Uncontested Divorce	2015	57	67	73	69	60	59	71	45	63	53	48	69	564			734
	2016	36	60	76	55	63	61	54	80	55	-	-	-	540	-4.3%	▼	540

Court: Caroline Circuit

Start/End Date: Jan-15 / Sep-16

2015 Average Month: 175

Jan-Sep 2015: 1,643

Filings Trending: ↔

Circuit/Court ID: 15

215033


Type of Case: Filings

2016 Average Month:185

Jan-Sep 2016 : 1,664

Overall AVG. Month: 179

Monthly Summary



Jan 15-Sep 16

Totals

	2015	2016
Civil	382	351
Criminal	1,026	745
Other	690	568
Total	2,098	1,664

Jan --- Sep Filings

1,643

2015

1,664

2016

Jan --- Sep Filings

	2015	2016	% Change	Trending
Civil	302	351	16.2%	▲
Criminal	861	745	-13.5%	▼
Other	480	568	18.3%	▲
Total	1,643	1,664	1.3%	▲

	Jan	Feb	Mar	Apr	May	Jun	Jul	Aug	Sep	Oct	Nov	Dec	Thru Sep	% Change	Trending	Total
2015	211	144	259	164	205	183	139	182	156	132	133	190	1,643			2,098
2016	144	195	202	169	183	178	203	157	233	-	-	-	1,664	1.3%	▲	1,664

		Jan	Feb	Mar	Apr	May	Jun	Jul	Aug	Sep	Oct	Nov	Dec	Thru Sep	% Change	Trending	Total
Administrative Law	2015	-	-	1	2	-	-	-	-	-	-	-	-	3			3
	2016	1	-	-	-	-	-	-	1	-	-	-	-	2	-33.3%	▼	2
Capital Murder	2015	1	-	-	-	-	-	-	-	-	-	-	-	1			1
	2016	1	2	3	-	1	2	2	1	1	3	-	1	13			17
Contested Divorce	2015	-	2	3	1	2	4	2	4	2	-	-	-	20	53.8%	▲	20
	2016	6	-	3	6	7	5	4	1	20	-	-	-	52	8.3%	▲	52
Domestic and Family - Level 1	2015	-	1	-	1	3	2	1	1	2	-	-	1	11			12
	2016	1	1	2	-	6	1	1	1	-	-	-	-	13	18.2%	▲	13
Domestic and Family - Level 2	2015	-	-	-	-	-	2	-	-	1	-	-	1	3			4
	2016	-	1	-	-	-	2	2	-	-	-	-	-	5	66.7%	▲	5
General Civil - Level 1	2015	10	6	3	4	6	4	6	3	8	4	1	3	50			58
	2016	8	3	1	7	8	7	13	5	2	-	-	-	54	8.0%	▲	54
General Civil - Level 2	2015	2	-	6	3	2	3	1	4	4	5	-	2	25			32
	2016	-	3	6	2	4	7	8	11	1	-	-	-	42	68.0%	▲	42
General Civil - Level 3	2015	44	49	73	54	55	52	53	57	48	48	44	83	485			660
	2016	72	69	77	70	51	61	61	53	70	-	-	-	584	20.4%	▲	584
Miscellaneous	2015	26	18	20	13	19	21	16	24	13	13	30	18	170			231
	2016	8	33	28	18	14	18	21	10	49	-	-	-	199	17.1%	▲	199
Misdemeanor	2015	115	40	119	70	90	74	34	50	54	36	32	20	646			734
	2016	39	54	55	44	78	49	72	44	65	-	-	-	500	-22.6%	▼	500
Non-Capital Felonies and Related Matters	2015	5	13	18	6	16	6	9	13	13	11	7	39	99			156
	2016	2	12	14	9	6	14	10	9	11	-	-	-	87	-12.1%	▼	87
Other	2015	2	8	5	7	4	10	-	3	6	6	3	7	45			61
	2016	3	9	5	4	3	6	4	3	10	-	-	-	47	4.4%	▲	47
Other Criminally Related Matters	2015	2	1	3	-	-	-	-	9	1	-	5	-	16			21
	2016	3	1	5	2	-	-	1	11	1	-	-	-	24	50.0%	▲	24
Probates/Wills and Trusts - Level 2	2015	2	5	2	3	5	4	4	2	1	4	4	3	28			39
	2016	1	7	3	6	4	4	4	4	2	-	-	-	35	25.0%	▲	35
Uncontested Divorce	2015																
	2016																

Court: Essex Circuit

Start/End Date: Jan-15 / Sep-16

2015 Average Month: 50

Jan-Sep 2015: 468

Filings Trending: ↔

Circuit/Court ID: 15

215057


Type of Case: Filings

2016 Average Month:51

Jan-Sep 2016 : 460

Overall AVG. Month: 50

Monthly Summary



Jan 15-Sep 16

Totals

	2015	2016
Civil	137	90
Criminal	282	251
Other	179	119
Total	598	460

Jan --- Sep Filings

468

460

2015

2016

Jan --- Sep Filings

	2015	2016	% Change	Trending
Civil	113	90	-20.4%	▼
Criminal	220	251	14.1%	▲
Other	135	119	-11.9%	▼
Total	468	460	-1.7%	▼

	Jan	Feb	Mar	Apr	May	Jun	Jul	Aug	Sep	Oct	Nov	Dec	Thru Sep	% Change	Trending	Total
2015	63	33	52	66	42	39	114	33	26	63	34	33	468			598
2016	43	31	70	54	35	52	44	56	75	-	-	-	460	-1.7%	▼	460

		Jan	Feb	Mar	Apr	May	Jun	Jul	Aug	Sep	Oct	Nov	Dec	Thru Sep	% Change	Trending	Total
Contested Divorce	2015	1	1	-	2	-	1	-	-	1	-	1	-	6			7
	2016	-	1	1	1	1	1	-	1	-	-	-	-	6	0.0%	↔	6
Domestic and Family - Level 1	2015	-	-	6	2	1	-	4	-	3	-	-	-	16			16
	2016	-	-	1	-	2	-	-	3	1	-	-	-	7	-56.3%	▼	7
Domestic and Family - Level 2	2015	-	-	-	-	-	1	-	-	-	-	-	-	1			1
	2016	-	-	-	-	-	1	-	-	-	-	-	-	1	0.0%	↔	1
General Civil - Level 1	2015	-	-	-	-	-	1	-	-	-	-	-	-	1			1
General Civil - Level 2	2015	1	2	2	1	2	3	3	4	1	3	2	-	19			24
	2016	2	1	2	2	3	2	3	3	2	-	-	-	20	5.3%	▲	20
General Civil - Level 3	2015	1	-	2	-	-	1	3	5	2	-	-	-	14			14
	2016	-	-	2	-	4	2	-	2	1	-	-	-	11	-21.4%	▼	11
Miscellaneous	2015	21	20	33	18	18	16	16	12	14	17	19	21	168			225
	2016	18	15	26	17	12	16	11	24	13	-	-	-	152	-9.5%	▼	152
Misdemeanor	2015	7	3	4	3	-	5	8	4	1	3	1	5	35			44
	2016	2	1	2	4	7	6	-	3	10	-	-	-	35	0.0%	↔	35
Non-Capital Felonies and Related Matters	2015	30	5	4	31	14	5	73	6	3	28	8	4	171			211
	2016	18	8	32	24	5	22	23	13	47	-	-	-	192	12.3%	▲	192
Other Criminally Related Matters	2015	1	-	-	5	1	3	3	2	-	9	2	2	15			28
	2016	2	3	4	5	-	-	3	6	1	-	-	-	24	60.0%	▲	24
Probates/Wills and Trusts - Level 2	2015	-	-	-	-	1	-	-	-	-	-	1	-	1			2
	2016	-	-	-	1	-	-	-	-	-	-	-	-	1	0.0%	↔	1
Uncontested Divorce	2015	1	2	1	4	5	3	4	-	1	3	-	1	21			25
	2016	1	2	-	-	1	2	4	1	-	-	-	-	11	-47.6%	▼	11

Court: Hanover Circuit

Start/End Date: Jan-15 / Sep-16

2015 Average Month: 493

Jan-Sep 2015: 4,294

Filings Trending: ▲

Circuit/Court ID: 15

215085


Type of Case: Filings

2016 Average Month:540

Jan-Sep 2016 : 4,861

Overall AVG. Month: 513

Monthly Summary



Jan 15-Sep 16

Totals

	2015	2016
Civil	1,581	1,389
Criminal	2,398	1,811
Other	1,938	1,661
Total	5,917	4,861

Jan --- Sep Filings

4,294

2015

4,861

2016

Jan --- Sep Filings

	2015	2016	% Change	Trending
Civil	1,235	1,389	12.5%	▲
Criminal	1,807	1,811	-	↔
Other	1,252	1,661	32.7%	▲
Total	4,294	4,861	13.2%	▲

	Jan	Feb	Mar	Apr	May	Jun	Jul	Aug	Sep	Oct	Nov	Dec	Thru Sep	% Change	Trending	Total
2015	495	505	543	484	427	406	532	460	442	456	460	707	4,294			5,917
2016	536	644	623	466	498	463	580	504	547	-	-	-	4,861	13.2%	▲	4,861

		Jan	Feb	Mar	Apr	May	Jun	Jul	Aug	Sep	Oct	Nov	Dec	Thru Sep	% Change	Trending	Total
Administrative Law	2015	-	1	1	1	1	1	-	1	-	3	-	-	6			9
	2016	-	-	-	-	-	-	-	1	4	-	-	-	5	-16.7%	▼	5
Capital Murder	2015	-	-	2	-	-	-	-	-	-	-	-	-	2			2
	2016	-	-	-	-	-	-	-	-	-	-	-	-	-			-
Contested Divorce	2015	22	21	26	18	19	17	15	16	19	14	13	23	173			223
	2016	16	25	22	20	18	7	18	19	20	-	-	-	165	-4.6%	▼	165
Domestic and Family - Level 1	2015	8	8	8	4	9	3	8	11	8	6	9	7	67			89
	2016	11	8	11	8	12	4	12	10	13	-	-	-	89	32.8%	▲	89
Domestic and Family - Level 2	2015	2	2	5	3	2	3	5	5	3	4	1	6	30			41
	2016	-	4	5	2	3	-	2	-	5	-	-	-	21	-30.0%	▼	21
General Civil - Level 1	2015	-	-	-	1	1	-	-	-	2	2	-	-	4			6
	2016	1	-	-	-	1	-	1	-	2	-	-	-	5	25.0%	▲	5
General Civil - Level 2	2015	13	18	15	16	16	17	12	14	11	11	16	10	132			169
	2016	9	13	7	9	17	13	11	20	15	-	-	-	114	-13.6%	▼	114
General Civil - Level 3	2015	5	12	9	10	6	11	14	6	8	14	9	3	81			107
	2016	7	10	7	6	8	12	13	4	13	-	-	-	80	-1.2%	▼	80
Miscellaneous	2015	198	180	203	144	135	124	163	184	155	155	209	385	1,486			2,235
	2016	288	292	264	188	156	180	227	211	219	-	-	-	2,025	36.3%	▲	2,025
Misdemeanor	2015	63	88	79	64	66	58	101	60	83	64	58	73	662			857
	2016	61	87	96	53	101	68	72	73	66	-	-	-	677	2.3%	▲	677
Non-Capital Felonies and Related Matters	2015	107	105	141	144	118	94	144	95	93	130	84	146	1,041			1,401
	2016	101	113	103	113	112	108	159	98	112	-	-	-	1,019	-2.1%	▼	1,019
Other	2015	7	6	5	5	8	10	10	6	7	9	6	1	64			80
	2016	3	2	7	4	3	7	6	3	10	-	-	-	45	-29.7%	▼	45
Other Criminally Related Matters	2015	13	6	7	13	5	19	18	12	16	11	11	15	109			146
	2016	9	12	26	9	12	14	14	12	7	-	-	-	115	5.5%	▲	115
Probates/Wills and Trusts - Level 1	2015	-	-	-	-	-	-	-	-	-	-	1	-	0			1
	2016	-	-	-	1	-	1	-	-	1	-	-	-	3	0.0%	↔	3
Probates/Wills and Trusts - Level 2	2015	1	-	1	6	2	5	1	3	-	2	1	1	19			23
	2016	3	3	6	4	-	5	2	4	3	-	-	-	30	57.9%	▲	30
Uncontested Divorce	2015	56	58	43	55	39	44	41	47	37	31	42	37	420			530
	2016	27	75	67	49	55	44	43	49	57	-	-	-	466	11.0%	▲	466

Court: King George Circuit

Start/End Date: Jan-15 / Sep-16

2015 Average Month: 76

Jan-Sep 2015: 685

Filings Trending: ▲

Circuit/Court ID: 15

215099

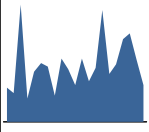
Type of Case: Filings

2016 Average Month:97

Jan-Sep 2016 : 874

Overall AVG. Month: 85

Monthly Summary




Jan 15-Sep 16

Totals

	2015	2016
Civil	217	229
Criminal	697	645
Total	914	874

Jan --- Sep Filings



685 2015 874 2016

Jan --- Sep Filings

	2015	2016	% Change	Trending
Civil	155	229	47.7%	▲
Criminal	530	645	21.7%	▲
Total	685	874	27.6%	▲

	Jan	Feb	Mar	Apr	May	Jun	Jul	Aug	Sep	Oct	Nov	Dec	Thru Sep	% Change	Trending	Total
2015	51	43	176	35	75	88	83	39	95	79	55	95	685			914
2016	61	81	168	72	86	124	133	94	55	-	-	-	874	27.6%	▲	874

		Jan	Feb	Mar	Apr	May	Jun	Jul	Aug	Sep	Oct	Nov	Dec	Thru Sep	% Change	Trending	Total
Administrative Law	2016	-	1	-	-	-	-	-	-	-	-	-	-	1			1
Contested Divorce	2015	1	1	1	2	1	2	1	-	1	2	-	-	10			12
	2016	2	4	2	3	3	-	2	5	-	-	-	-	21	110.0%	▲	21
Domestic and Family - Level 1	2015	3	3	2	1	-	-	1	5	5	1	6	-	20			27
	2016	5	1	2	6	1	-	8	-	4	-	-	-	27	35.0%	▲	27
Domestic and Family - Level 2	2015	-	1	-	1	-	1	-	-	-	-	5	-	3			8
	2016	-	1	-	1	-	-	2	1	1	-	-	-	6	100.0%	▲	6
General Civil - Level 1	2015	-	1	-	-	-	-	-	-	-	1	-	-	1			2
	2016	-	-	-	-	-	-	-	1	-	-	-	-	1	0.0%	↔	1
General Civil - Level 2	2015	2	2	2	4	4	1	2	1	-	6	3	2	18			29
	2016	5	4	4	1	3	5	3	3	3	-	-	-	31	72.2%	▲	31
General Civil - Level 3	2015	-	2	4	2	1	8	4	2	2	3	2	1	25			31
	2016	1	1	1	2	-	1	4	-	-	-	-	-	10	-60.0%	▼	10
Miscellaneous	2015	3	6	6	6	2	3	5	6	4	7	9	3	41			60
	2016	3	5	23	9	8	4	9	6	8	-	-	-	75	82.9%	▲	75
Misdemeanor	2015	18	5	47	1	12	21	20	10	19	18	8	24	153			203
	2016	16	20	28	11	28	28	35	29	6	-	-	-	201	31.4%	▲	201
Non-Capital Felonies and Related Matters	2015	16	18	110	13	51	50	38	13	55	34	11	61	364			470
	2016	22	36	100	32	38	79	60	42	23	-	-	-	432	18.7%	▲	432
Other	2015	-	-	-	-	1	-	1	-	1	1	-	-	3			4
	2016	-	-	-	-	-	-	1	-	-	-	-	-	1	-66.7%	▼	1
Other Criminally Related Matters	2015	1	2	1	1	-	-	7	-	1	3	6	2	13			24
	2016	1	-	2	1	1	1	-	4	2	-	-	-	12	-7.7%	▼	12
Probates/Wills and Trusts - Level 1	2015	-	-	-	-	-	1	-	-	-	-	-	-	1			1
	2016	-	1	-	-	1	-	-	1	-	-	-	-	3	200.0%	▲	3
Probates/Wills and Trusts - Level 2	2015	-	-	-	-	1	-	-	-	-	-	-	-	1			1
	2016	1	1	1	1	-	2	2	-	2	-	-	-	10	900.0%	▲	10
Protective Orders	2015	1	-	-	-	-	-	-	-	-	-	-	-	1			1
Uncontested Divorce	2015	6	2	3	4	2	1	4	2	7	3	5	2	31			41
	2016	5	6	5	5	3	4	7	2	6	-	-	-	43	38.7%	▲	43

Court: Lancaster Circuit

Start/End Date: Jan-15 / Sep-16

2015 Average Month: 63

Jan-Sep 2015: 563

Filings Trending: ▲

Circuit/Court ID: 15

215103

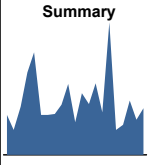
Type of Case: Filings

2016 Average Month:65

Jan-Sep 2016 : 586

Overall AVG. Month: 64

Monthly Summary



Jan 15-Sep 16

Totals

	2015	2016
Civil	168	117
Criminal	344	278
Other	249	191
Total	761	586

Jan --- Sep Filings

563

2015

586

2016

Jan --- Sep Filings

	2015	2016	% Change	Trending
Civil	129	117	-9.3%	▼
Criminal	262	278	6.1%	▲
Other	172	191	11.0%	▲
Total	563	586	4.1%	▲

	Jan	Feb	Mar	Apr	May	Jun	Jul	Aug	Sep	Oct	Nov	Dec	Thru Sep	% Change	Trending	Total
2015	48	30	58	99	123	48	48	49	60	85	39	74	563			761
2016	61	86	51	159	30	36	65	42	56	-	-	-	586	4.1%	▲	586

		Jan	Feb	Mar	Apr	May	Jun	Jul	Aug	Sep	Oct	Nov	Dec	Thru Sep	% Change	Trending	Total
Administrative Law	2015	-	-	-	-	-	-	-	1	-	-	-	-	1			1
Contested Divorce	2015	2	-	-	-	-	2	-	1	-	-	1	-	5			6
	2016	-	2	-	2	-	-	3	1	2	-	-	-	10	100.0%	▲	10
Domestic and Family - Level 1	2015	-	-	-	-	1	-	15	2	3	1	-	-	21			22
	2016	-	-	-	-	1	-	-	-	-	-	-	-	1	-95.2%	▼	1
Domestic and Family - Level 2	2015	-	-	-	-	-	-	-	-	1	-	-	1	1			2
	2016	-	-	-	-	-	-	1	-	-	-	-	-	1	0.0%	↔	1
General Civil - Level 1	2016	-	-	-	1	-	-	-	-	-	-	-	-	1			1
General Civil - Level 2	2015	1	2	2	6	4	4	-	5	4	3	-	4	28			35
	2016	4	4	2	2	2	3	1	2	2	-	-	-	22	-21.4%	▼	22
General Civil - Level 3	2015	6	-	2	1	-	2	-	1	-	1	3	3	12			19
	2016	1	12	6	3	1	1	1	1	1	-	-	-	27	125.0%	▲	27
Miscellaneous	2015	15	19	20	21	16	20	13	32	25	19	19	47	181			266
	2016	30	42	27	19	15	11	23	26	17	-	-	-	210	16.0%	▲	210
Misdemeanor	2015	2	3	4	2	8	2	2	1	4	6	3	3	28			40
	2016	1	11	2	49	4	5	8	2	7	-	-	-	89	217.9%	▲	89
Non-Capital Felonies and Related Matters	2015	12	4	23	60	86	14	6	1	18	49	7	13	224			293
	2016	23	11	6	81	4	12	21	4	22	-	-	-	184	-17.9%	▼	184
Other	2015	7	-	4	7	3	1	8	3	1	4	5	-	34			43
	2016	1	2	4	1	2	2	4	3	2	-	-	-	21	-38.2%	▼	21
Other Criminally Related Matters	2015	-	1	2	-	4	1	1	1	-	1	-	-	10			11
	2016	-	-	1	-	-	-	3	1	1	-	-	-	6	-40.0%	▼	6
Probates/Wills and Trusts - Lev	2016	1	-	-	-	-	-	-	-	-	-	-	-	1			1
Probates/Wills and Trusts - Level 2	2015	-	-	-	-	1	-	-	-	-	1	-	-	1			2
	2016	-	-	-	-	1	-	-	-	-	-	-	-	1	0.0%	↔	1
Protective Orders	2016	-	-	-	1	-	-	-	-	-	-	-	-	1			1
Uncontested Divorce	2015	3	1	1	2	-	2	3	2	3	-	1	3	17			21
	2016	-	2	3	-	-	2	-	2	2	-	-	-	11	-35.3%	▼	11

Court: Northumberland Circuit

Start/End Date: Jan-15 / Sep-16

2015 Average Month: 52

Jan-Sep 2015: 418

Filings Trending: ▲

Circuit/Court ID: 15

215133


Type of Case: Filings

2016 Average Month:63

Jan-Sep 2016 : 568

Overall AVG. Month: 57

Monthly Summary

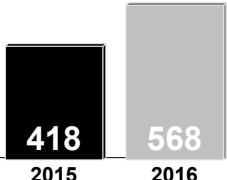


Jan 15-Sep 16

Totals

	2015	2016
Civil	103	74
Criminal	264	313
Other	260	181
Total	627	568

Jan --- Sep Filings



418 568

2015 2016

Jan --- Sep Filings

	2015	2016	% Change	Trending
Civil	73	74	1.4%	▲
Criminal	177	313	76.8%	▲
Other	168	181	7.7%	▲
Total	418	568	35.9%	▲

	Jan	Feb	Mar	Apr	May	Jun	Jul	Aug	Sep	Oct	Nov	Dec	Thru Sep	% Change	Trending	Total
2015	56	42	33	55	45	35	51	49	52	80	35	94	418			627
2016	71	76	57	71	71	41	41	59	81	-	-	-	568	35.9%	▲	568

		Jan	Feb	Mar	Apr	May	Jun	Jul	Aug	Sep	Oct	Nov	Dec	Thru Sep	% Change	Trending	Total
Contested Divorce	2015	-	-	2	-	1	3	1	1	-	2	2	2	8			14
	2016	-	1	2	2	2	-	-	1	1	-	-	-	9	12.5%	▲	9
Domestic and Family - Level 1	2015	1	-	-	1	-	1	-	1	-	1	-	1	4			6
	2016	-	1	-	-	-	3	-	-	-	-	-	-	4	0.0%	↔	4
Domestic and Family - Level 2	2015	-	-	1	-	-	1	-	-	-	1	-	-	2			3
	2016	-	-	-	3	-	-	-	2	-	-	-	-	5	150.0%	▲	5
General Civil - Level 1	2015	-	1	-	-	-	-	-	-	-	-	-	-	1			1
General Civil - Level 2	2015	1	-	2	1	1	2	4	2	3	2	1	-	16			19
	2016	2	2	-	-	2	1	2	-	-	-	-	-	9	-43.8%	▼	9
General Civil - Level 3	2015	-	-	-	1	1	1	1	-	1	3	1	-	5			9
	2016	-	-	-	1	1	1	1	3	-	-	-	-	7	40.0%	▲	7
Miscellaneous	2015	17	26	22	16	15	10	24	30	25	25	24	50	185			284
	2016	37	33	22	16	15	20	21	15	20	-	-	-	199	7.6%	▲	199
Misdemeanor	2015	17	3	2	4	5	1	1	-	2	10	3	4	35			52
	2016	3	1	1	10	7	2	3	2	9	-	-	-	38	8.6%	▲	38
Non-Capital Felonies and Related Matters	2015	19	6	1	24	20	13	15	12	18	27	3	35	128			193
	2016	24	36	29	33	44	13	10	25	46	-	-	-	260	103.1%	▲	260
Other	2015	-	-	-	-	1	-	-	-	-	2	-	-	1			3
	2016	1	-	-	-	-	-	3	1	-	-	-	-	5	400.0%	▲	5
Other Criminally Related Matters	2015	1	3	-	7	-	1	-	2	-	3	-	2	14			19
	2016	2	-	1	3	-	1	-	5	3	-	-	-	15	7.1%	▲	15
Probates/Wills and Trusts - Lev	2015	-	-	-	-	-	-	1	-	-	1	-	-	1			2
Uncontested Divorce	2015	-	3	3	1	1	2	4	1	3	3	1	-	18			22
	2016	2	2	2	3	-	-	1	5	2	-	-	-	17	-5.6%	▼	17

Court: Richmond County Circuit

Start/End Date: Jan-15 / Sep-16

2015 Average Month: 44

Jan-Sep 2015: 371

Filings Trending: ▲

Circuit/Court ID: 15

215159

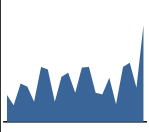
Type of Case: Filings

2016 Average Month:56

Jan-Sep 2016 : 502

Overall AVG. Month: 49

Monthly Summary




Jan 15-Sep 16

Totals

	2015	2016
Civil	76	56
Criminal	175	214
Other	279	232
Total	530	502

Jan --- Sep Filings



371 502

2015 2016

Jan --- Sep Filings

	2015	2016	% Change	Trending
Civil	57	56	-1.8%	▼
Criminal	127	214	68.5%	▲
Other	187	232	24.1%	▲
Total	371	502	35.3%	▲

	Jan	Feb	Mar	Apr	May	Jun	Jul	Aug	Sep	Oct	Nov	Dec	Thru Sep	% Change	Trending	Total
2015	32	20	46	42	24	66	63	24	54	59	35	65	371			530
2016	66	35	33	53	21	66	71	41	116	-	-	-	502	35.3%	▲	502

		Jan	Feb	Mar	Apr	May	Jun	Jul	Aug	Sep	Oct	Nov	Dec	Thru Sep	% Change	Trending	Total
Administrative Law	2015	-	1	-	-	-	-	-	-	1	-	-	-	2			2
	2016	-	-	-	1	-	-	-	-	-	-	-	-	1	-50.0%	▼	1
Capital Murder	2015	-	-	-	-	-	-	1	-	-	-	-	-	1			1
	2016	-	-	-	-	-	-	-	-	-	-	-	-	-			-
Contested Divorce	2015	1	-	1	-	1	-	1	-	-	-	-	-	4			4
	2016	-	-	-	-	-	-	-	-	1	-	-	-	1	-75.0%	▼	1
Domestic and Family - Level 1	2015	-	-	-	-	1	-	1	-	1	2	-	-	3			5
	2016	-	1	1	1	-	-	-	2	-	-	-	-	5	66.7%	▲	5
Domestic and Family - Level 2	2015	-	-	-	1	-	-	-	-	-	-	-	-	1			1
	2016	-	-	-	-	1	-	-	1	1	-	-	-	3	200.0%	▲	3
General Civil - Level 1	2015	-	-	-	-	-	-	-	-	-	-	-	1	0			1
	2016	-	-	-	-	-	1	-	-	-	-	-	-	1	0.0%	↔	1
General Civil - Level 2	2015	-	-	2	-	-	2	4	2	1	1	1	1	11			14
	2016	-	1	1	-	2	1	1	-	1	-	-	-	7	-36.4%	▼	7
General Civil - Level 3	2015	1	-	-	1	1	-	1	1	-	3	-	2	5			10
	2016	-	1	1	-	-	1	1	-	-	-	-	-	4	-20.0%	▼	4
Miscellaneous	2015	9	7	11	6	8	13	11	6	6	14	13	29	77			133
	2016	14	12	16	8	11	17	12	13	17	-	-	-	120	55.8%	▲	120
Misdemeanor	2015	2	-	3	7	-	4	10	5	3	8	3	4	34			49
	2016	4	3	1	10	-	7	3	9	5	-	-	-	42	23.5%	▲	42
Non-Capital Felonies and Related Matters	2015	9	1	4	14	7	9	8	1	27	14	8	4	80			106
	2016	6	3	1	18	1	20	12	11	89	-	-	-	161	101.3%	▲	161
Other	2015	9	7	21	9	6	37	18	7	15	13	6	21	129			169
	2016	41	12	9	11	5	17	41	2	-	-	-	-	138	7.0%	▲	138
Other Criminally Related Matters	2015	-	2	2	2	-	-	5	2	-	1	3	3	13			20
	2016	-	1	2	3	-	1	1	2	2	-	-	-	12	-7.7%	▼	12
Probates/Wills and Trusts - Level 2	2015	-	-	-	-	-	-	-	-	-	-	1	-	0			1
	2016	-	-	1	-	-	1	-	1	-	-	-	-	3	0.0%	↔	3
Uncontested Divorce	2015	1	2	2	2	-	1	3	-	-	3	-	-	11			14
	2016	1	1	-	1	1	-	-	-	-	-	-	-	4	-63.6%	▼	4

Court: Spotsylvania Circuit

Start/End Date: Jan-15 / Sep-16

2015 Average Month: 514

Jan-Sep 2015: 4,476

Filings Trending: ▲

Circuit/Court ID: 15

215177


Type of Case: Filings

2016 Average Month:666

Jan-Sep 2016 : 5,991

Overall AVG. Month: 579

Monthly Summary




Jan 15-Sep 16

Totals

	2015	2016
Civil	1,528	1,136
Criminal	2,006	2,044
Other	2,629	2,811
Total	6,163	5,991

Jan --- Sep Filings



4,476 5,991

2015 2016

Jan --- Sep Filings

	2015	2016	% Change	Trending
Civil	1,112	1,136	2.2%	▲
Criminal	1,588	2,044	28.7%	▲
Other	1,776	2,811	58.3%	▲
Total	4,476	5,991	33.8%	▲

	Jan	Feb	Mar	Apr	May	Jun	Jul	Aug	Sep	Oct	Nov	Dec	Thru Sep	% Change	Trending	Total
2015	471	472	540	475	431	483	522	460	622	462	421	804	4,476			6,163
2016	1,229	588	711	645	491	623	573	512	619	-	-	-	5,991	33.8%	▲	5,991

		Jan	Feb	Mar	Apr	May	Jun	Jul	Aug	Sep	Oct	Nov	Dec	Thru Sep	% Change	Trending	Total
Administrative Law	2015	1	-	2	-	-	-	-	1	2	1	2	-	6			9
	2016	-	-	-	1	1	-	1	1	3	-	-	-	7	16.7%	▲	7
Contested Divorce	2015	6	7	9	11	14	9	6	5	6	6	9	6	73			94
	2016	6	3	14	4	8	6	8	10	10	-	-	-	69	-5.5%	▼	69
Domestic and Family - Level 1	2015	12	6	14	12	20	16	14	18	15	20	39	49	127			235
	2016	15	29	28	38	14	10	29	19	19	-	-	-	201	58.3%	▲	201
Domestic and Family - Level 2	2015	9	2	3	16	2	1	3	3	12	4	1	3	51			59
	2016	-	5	13	4	2	4	17	8	6	-	-	-	59	15.7%	▲	59
General Civil - Level 1	2015	3	1	-	2	-	1	-	2	-	2	-	1	9			12
	2016	-	-	2	-	-	-	3	-	-	-	-	-	5	-44.4%	▼	5
General Civil - Level 2	2015	18	17	19	24	15	20	19	12	11	18	7	21	155			201
	2016	8	10	20	9	15	14	18	13	19	-	-	-	126	-18.7%	▼	126
General Civil - Level 3	2015	10	9	8	9	4	6	6	10	9	13	11	8	71			103
	2016	8	10	6	7	11	3	6	5	16	-	-	-	72	1.4%	▲	72
Miscellaneous	2015	195	208	244	216	204	205	243	233	195	209	242	494	1,943			2,888
	2016	286	323	315	227	209	248	248	246	250	-	-	-	2,352	21.0%	▲	2,352
Misdemeanor	2015	38	33	30	31	35	21	54	36	47	30	34	31	325			420
	2016	38	47	85	51	57	60	42	39	53	-	-	-	472	45.2%	▲	472
Non-Capital Felonies and Related Matters	2015	145	140	157	100	91	170	123	93	158	104	38	156	1,177			1,475
	2016	114	106	172	269	132	216	152	127	202	-	-	-	1,490	26.6%	▲	1,490
Other	2015	8	9	10	14	10	8	17	6	127	23	3	5	209			240
	2016	726	17	13	7	13	23	10	9	12	-	-	-	830	297.1%	▲	830
Other Criminally Related Matters	2015	2	13	10	14	6	8	11	14	10	6	8	12	88			114
	2016	4	9	15	6	9	15	11	11	7	-	-	-	87	-1.1%	▼	87
Probates/Wills and Trusts - Level 1	2015	2	1	-	-	-	-	-	-	-	-	-	-	3			3
	2016	-	2	-	-	-	-	-	-	-	-	-	-	2	-33.3%	▼	2
Probates/Wills and Trusts - Level 2	2015	4	2	5	3	4	2	2	2	5	5	4	1	29			39
	2016	2	9	1	4	6	4	3	3	4	-	-	-	36	24.1%	▲	36
Protective Orders	2015	-	-	3	-	-	-	-	-	-	-	-	-	3			3
	2016	-	-	2	-	-	-	3	-	-	-	-	-	5	66.7%	▲	5
Uncontested Divorce	2015	18	24	26	23	26	16	24	25	25	21	23	17	207			268
	2016	22	18	25	18	14	20	22	21	18	-	-	-	178	-14.0%	▼	178

Court: Stafford Circuit

Start/End Date: Jan-15 / Sep-16

2015 Average Month: 730

Jan-Sep 2015: 6,392

Filings Trending: ↔

Circuit/Court ID: 15

215179


Type of Case: Filings

2016 Average Month:707

Jan-Sep 2016 : 6,365

Overall AVG. Month: 720

Monthly Summary



Jan 15-Sep 16

Totals

	2015	2016
Civil	1,827	1,229
Criminal	4,365	3,078
Other	2,571	2,058
Total	8,763	6,365

Jan --- Sep Filings

6,392

2015

6,365

2016

Jan --- Sep Filings

	2015	2016	% Change	Trending
Civil	1,389	1,229	-11.5%	▼
Criminal	3,353	3,078	-8.2%	▼
Other	1,650	2,058	24.7%	▲
Total	6,392	6,365	-	↔

	Jan	Feb	Mar	Apr	May	Jun	Jul	Aug	Sep	Oct	Nov	Dec	Thru Sep	% Change	Trending	Total
2015	607	719	745	718	676	674	697	739	817	739	651	981	6,392			8,763
2016	787	728	752	733	591	717	688	829	540	-	-	-	6,365	-0.4%	▼	6,365

		Jan	Feb	Mar	Apr	May	Jun	Jul	Aug	Sep	Oct	Nov	Dec	Thru Sep	% Change	Trending	Total
Administrative Law	2015	1	-	5	1	-	3	2	1	1	2	1	1	14			18
	2016	1	-	1	1	2	1	1	2	1	-	-	-	10	-28.6%	▼	10
Capital Murder	2015	2	-	-	-	-	-	-	-	-	-	-	2	2			4
	2016	-	-	-	-	1	-	-	-	-	-	-	-	1	-50.0%	▼	1
Contested Divorce	2015	16	17	25	25	27	14	15	26	26	25	19	19	191			254
	2016	9	9	16	16	8	14	6	14	7	-	-	-	99	-48.2%	▼	99
Domestic and Family - Level 1	2015	6	12	11	5	22	13	3	7	7	5	8	10	86			109
	2016	3	13	9	9	10	11	13	3	21	-	-	-	92	7.0%	▲	92
Domestic and Family - Level 2	2015	2	5	3	4	4	4	12	3	6	2	6	5	43			56
	2016	3	5	3	2	3	3	5	9	5	-	-	-	38	-11.6%	▼	38
General Civil - Level 1	2015	-	1	1	-	1	3	1	1	-	1	1	5	8			15
	2016	1	3	1	-	-	1	-	2	2	-	-	-	10	25.0%	▲	10
General Civil - Level 2	2015	16	20	11	18	21	19	18	20	13	14	9	9	156			188
	2016	14	11	24	13	24	26	18	18	20	-	-	-	168	7.7%	▲	168
General Civil - Level 3	2015	6	4	7	10	5	11	6	3	10	6	8	14	62			90
	2016	10	7	10	7	12	6	5	15	5	-	-	-	77	24.2%	▲	77
Miscellaneous	2015	218	201	303	217	188	200	242	255	210	248	279	517	2,034			3,078
	2016	313	319	374	252	225	271	260	284	230	-	-	-	2,528	24.3%	▲	2,528
Misdemeanor	2015	61	79	77	116	91	84	106	98	137	126	80	111	849			1,166
	2016	132	112	110	118	83	91	88	119	63	-	-	-	916	7.9%	▲	916
Non-Capital Felonies and Related Matters	2015	222	311	240	249	260	246	211	269	354	238	165	221	2,362			2,986
	2016	263	206	148	276	174	252	246	327	145	-	-	-	2,037	-13.8%	▼	2,037
Other	2015	1	-	-	-	-	-	2	2	1	-	1	-	6			7
	2016	1	-	1	-	1	1	1	-	2	-	-	-	7	16.7%	▲	7
Other Criminally Related Matters	2015	15	17	10	20	16	18	22	11	19	14	29	27	148			218
	2016	14	11	17	16	16	13	19	9	11	-	-	-	126	-14.9%	▼	126
Probates/Wills and Trusts - Level 1	2015	1	-	-	-	-	-	-	1	-	-	-	-	2			2
	2016	-	2	-	-	-	-	-	-	-	-	-	-	2	0.0%	↔	2
Probates/Wills and Trusts - Level 2	2015	4	5	6	1	4	4	5	1	3	6	-	4	33			43
	2016	2	2	3	1	1	2	5	4	3	-	-	-	23	-30.3%	▼	23
Uncontested Divorce	2015	36	47	46	52	37	55	52	41	30	52	45	36	396			529
	2016	21	28	35	22	31	25	21	23	25	-	-	-	231	-41.7%	▼	231

Court: Westmoreland Circuit

Start/End Date: Jan-15 / Sep-16

2015 Average Month: 87

Jan-Sep 2015: 813

Filings Trending: ▲

Circuit/Court ID: 15

215193

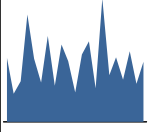
Type of Case: Filings

2016 Average Month:93

Jan-Sep 2016 : 839

Overall AVG. Month: 90

Monthly Summary



Jan 15-Sep 16

Totals

	2015	2016
Civil	137	130
Criminal	655	488
Other	257	221
Total	1,049	839

Jan --- Sep Filings

813

839

2015

2016

Jan --- Sep Filings

	2015	2016	% Change	Trending
Civil	109	130	19.3%	▲
Criminal	518	488	-5.8%	▼
Other	186	221	18.8%	▲
Total	813	839	3.2%	▲

	Jan	Feb	Mar	Apr	May	Jun	Jul	Aug	Sep	Oct	Nov	Dec	Thru Sep	% Change	Trending	Total
2015	96	42	61	161	95	59	129	54	116	91	44	101	813			1,049
2016	121	50	185	70	97	63	106	57	90	-	-	-	839	3.2%	▲	839

		Jan	Feb	Mar	Apr	May	Jun	Jul	Aug	Sep	Oct	Nov	Dec	Thru Sep	% Change	Trending	Total
Administrative Law	2015	-	-	-	-	-	1	-	-	-	-	-	-	1			1
Contested Divorce	2015	2	1	-	1	1	-	3	1	-	1	-	-	9			10
	2016	-	2	-	-	-	1	-	1	1	-	-	-	5	-44.4%	▼	5
Domestic and Family - Level 1	2015	-	-	2	-	-	-	-	2	2	-	2	-	6			8
	2016	-	-	-	1	-	-	6	3	-	-	-	-	10	66.7%	▲	10
Domestic and Family - Level 2	2015	-	-	-	-	1	-	1	-	-	-	1	-	2			3
	2016	-	-	-	-	2	-	-	-	-	-	-	-	2	0.0%	↔	2
General Civil - Level 1	2015	-	-	-	-	-	-	-	-	-	1	1	1	0			3
	2016	-	-	-	-	-	-	1	-	-	-	-	-	1	0.0%	↔	1
General Civil - Level 2	2015	4	-	3	4	4	1	2	1	3	1	-	2	22			25
	2016	3	5	5	-	5	2	1	-	2	-	-	-	23	4.5%	▲	23
General Civil - Level 3	2015	1	1	-	4	2	3	-	-	1	2	5	-	12			19
	2016	-	1	-	3	2	4	18	1	4	-	-	-	33	175.0%	▲	33
Miscellaneous	2015	22	24	27	21	20	25	30	24	24	19	23	36	217			295
	2016	42	29	36	17	31	20	30	18	31	-	-	-	254	17.1%	▲	254
Misdemeanor	2015	15	-	7	40	9	4	5	14	11	10	4	9	105			128
	2016	16	2	5	7	4	8	9	5	10	-	-	-	66	-37.1%	▼	66
Non-Capital Felonies and Related Matters	2015	47	10	9	75	45	15	81	12	71	52	6	21	365			444
	2016	52	7	135	30	50	24	35	13	39	-	-	-	385	5.5%	▲	385
Other	2015	-	-	1	-	1	4	1	-	1	-	-	-	8			8
	2016	1	2	1	-	1	1	-	-	-	-	-	-	6	-25.0%	▼	6
Other Criminally Related Matters	2015	4	6	9	12	7	5	3	-	2	5	-	30	48			83
	2016	6	1	1	8	1	1	6	11	3	-	-	-	38	-20.8%	▼	38
Probates/Wills and Trusts - Lev	2015	-	-	-	2	1	-	-	-	-	-	-	-	3			3
Probates/Wills and Trusts - Level 2	2015	-	-	1	-	1	1	1	-	-	-	1	2	4			7
	2016	-	1	-	-	-	-	-	-	-	-	-	-	1	-75.0%	▼	1
Uncontested Divorce	2015	1	-	2	2	3	-	2	-	1	-	1	-	11			12
	2016	1	-	2	4	1	2	-	5	-	-	-	-	15	36.4%	▲	15

Court: Fredericksburg Circuit

Start/End Date: Jan-15 / Sep-16

2015 Average Month: 275

Jan-Sep 2015: 2,433

Filings Trending: ▲

Circuit/Court ID: 15

215630


Type of Case: Filings

2016 Average Month: 324

Jan-Sep 2016 : 2,914

Overall AVG. Month: 296

Monthly Summary




Jan 15-Sep 16

Totals

	2015	2016
Civil	784	955
Criminal	2,233	1,722
Other	283	237
Total	3,300	2,914

Jan --- Sep Filings



2,433 2,914

2015 2016

Jan --- Sep Filings

	2015	2016	% Change	Trending
Civil	546	955	74.9%	▲
Criminal	1,705	1,722	1.0%	▲
Other	182	237	30.2%	▲
Total	2,433	2,914	19.8%	▲

	Jan	Feb	Mar	Apr	May	Jun	Jul	Aug	Sep	Oct	Nov	Dec	Thru Sep	% Change	Trending	Total
2015	275	301	286	310	273	270	310	196	212	295	241	331	2,433			3,300
2016	293	315	378	303	295	384	301	283	362	-	-	-	2,914	19.8%	▲	2,914

		Jan	Feb	Mar	Apr	May	Jun	Jul	Aug	Sep	Oct	Nov	Dec	Thru Sep	% Change	Trending	Total
Administrative Law	2015	1	-	-	-	-	-	1	1	-	2	1	-	3			6
	2016	-	1	-	1	1	-	-	-	-	-	-	-	3	0.0%	↔	3
Capital Murder	2015	-	-	-	-	1	-	-	-	-	-	-	-	1			1
	2016	-	-	-	-	-	-	-	-	-	-	-	-	-			-
Contested Divorce	2015	6	8	4	7	5	9	5	4	4	7	2	2	52			63
	2016	12	16	12	5	17	2	8	9	8	-	-	-	89	71.2%	▲	89
Domestic and Family - Level 1	2015	6	10	7	20	2	11	5	10	9	9	7	25	80			121
	2016	2	13	4	6	1	34	3	6	19	-	-	-	88	10.0%	▲	88
Domestic and Family - Level 2	2015	1	2	10	2	-	1	1	1	23	38	13	-	41			92
	2016	11	20	23	8	51	25	14	26	31	-	-	-	209	409.8%	▲	209
General Civil - Level 1	2015	-	-	-	1	1	1	3	2	-	1	2	-	8			11
	2016	-	1	1	1	1	2	2	2	1	-	-	-	11	37.5%	▲	11
General Civil - Level 2	2015	5	2	5	13	11	17	7	6	13	12	8	10	79			109
	2016	9	7	6	8	6	9	10	10	9	-	-	-	74	-6.3%	▼	74
General Civil - Level 3	2015	7	3	2	-	2	12	7	4	1	2	8	9	38			57
	2016	2	5	4	4	6	6	3	7	10	-	-	-	47	23.7%	▲	47
Miscellaneous	2015	34	26	36	33	34	38	44	30	42	40	46	58	317			461
	2016	53	56	40	40	37	44	36	44	48	-	-	-	398	25.6%	▲	398
Misdemeanor	2015	42	74	33	41	61	40	50	43	30	49	43	42	414			548
	2016	70	51	39	35	31	51	50	42	49	-	-	-	418	1.0%	▲	418
Non-Capital Felonies and Related Matters	2015	156	143	161	177	137	124	174	79	80	111	95	171	1,231			1,608
	2016	109	107	198	153	108	182	137	122	153	-	-	-	1,269	3.1%	▲	1,269
Other	2015	5	3	3	3	4	-	1	2	1	7	1	-	22			30
	2016	1	3	1	3	-	4	10	-	4	-	-	-	26	18.2%	▲	26
Other Criminally Related Matters	2015	6	5	9	5	11	5	9	5	6	9	2	6	61			78
	2016	3	8	5	5	3	4	3	4	2	-	-	-	37	-39.3%	▼	37
Probates/Wills and Trusts - Level 2	2015	-	-	1	-	-	1	-	1	-	1	1	-	3			5
	2016	-	-	1	1	1	2	-	-	4	-	-	-	9	200.0%	▲	9
Protective Orders	2015	-	2	-	-	-	-	-	-	-	-	-	-	2			2
Uncontested Divorce	2015	6	23	15	8	5	11	3	8	3	7	12	8	82			109
	2016	21	27	44	33	31	19	25	11	24	-	-	-	235	186.6%	▲	235

Court: Albemarle Circuit

Start/End Date: Jan-15 / Sep-16

2015 Average Month: 312

Jan-Sep 2015: 2,886

Filings Trending: ↔

Circuit/Court ID: 16

216003


Type of Case: Filings

2016 Average Month: 321

Jan-Sep 2016 : 2,891

Overall AVG. Month: 316

Monthly Summary



Jan 15-Sep 16

Totals

	2015	2016
Civil	1,730	1,227
Criminal	972	813
Other	1,041	851
Total	3,743	2,891

Jan --- Sep Filings

2,886

2015

2,891

2016

Jan --- Sep Filings

	2015	2016	% Change	Trending
Civil	1,423	1,227	-13.8%	▼
Criminal	763	813	6.6%	▲
Other	700	851	21.6%	▲
Total	2,886	2,891	-	↔

	Jan	Feb	Mar	Apr	May	Jun	Jul	Aug	Sep	Oct	Nov	Dec	Thru Sep	% Change	Trending	Total
2015	320	308	336	382	311	296	309	289	335	259	240	358	2,886			3,743
2016	347	333	373	310	298	290	321	290	329	-	-	-	2,891	0.2%	▲	2,891

		Jan	Feb	Mar	Apr	May	Jun	Jul	Aug	Sep	Oct	Nov	Dec	Thru Sep	% Change	Trending	Total
Administrative Law	2015	-	1	1	2	-	1	-	-	1	-	-	-	6			6
Capital Murder	2015	-	-	-	1	-	-	-	-	-	-	-	-	1			1
Contested Divorce	2015	11	3	7	5	3	9	1	5	6	4	7	6	50			67
	2016	7	7	13	10	6	4	5	4	11	-	-	-	67	34.0%	▲	67
Domestic and Family - Level 1	2015	10	3	11	23	15	5	2	1	12	5	3	7	82			97
	2016	15	5	6	3	16	4	13	3	10	-	-	-	75	-8.5%	▼	75
Domestic and Family - Level 2	2015	6	2	3	4	7	4	5	2	5	7	5	2	38			52
	2016	-	5	7	5	12	8	5	9	6	-	-	-	57	50.0%	▲	57
General Civil - Level 1	2015	-	1	6	3	3	-	1	2	2	3	1	1	18			23
	2016	2	5	4	-	-	-	3	1	1	-	-	-	16	-11.1%	▼	16
General Civil - Level 2	2015	34	46	43	38	39	22	26	32	25	19	20	16	305			360
	2016	26	49	30	24	23	17	15	21	17	-	-	-	222	-27.2%	▼	222
General Civil - Level 3	2015	3	-	8	11	10	5	9	4	5	5	5	7	55			72
	2016	23	26	10	10	13	8	4	9	3	-	-	-	106	92.7%	▲	106
Miscellaneous	2015	136	131	180	146	138	155	174	146	139	123	133	220	1,345			1,821
	2016	159	142	170	145	126	135	171	132	155	-	-	-	1,335	-0.7%	▼	1,335
Misdemeanor	2015	9	22	10	11	14	20	11	17	29	16	9	27	143			195
	2016	38	9	32	25	22	22	25	23	25	-	-	-	221	54.5%	▲	221
Non-Capital Felonies and Related Matters	2015	83	71	42	115	61	51	53	55	79	56	37	59	610			762
	2016	49	56	76	66	58	63	61	70	77	-	-	-	576	-5.6%	▼	576
Other	2015	4	4	6	5	8	4	4	6	3	3	3	1	44			51
	2016	8	4	7	7	3	6	3	-	5	-	-	-	43	-2.3%	▼	43
Other Criminally Related Matters	2015	1	-	2	-	3	2	2	-	2	3	2	-	12			17
	2016	1	-	2	3	-	4	2	3	2	-	-	-	17	41.7%	▲	17
Probates/Wills and Trusts - Level 1	2015	-	-	-	-	-	-	-	1	1	-	-	-	2			2
	2016	-	1	-	-	-	-	-	-	-	-	-	-	1	-50.0%	▼	1
Probates/Wills and Trusts - Level 2	2015	6	7	3	2	3	4	2	3	6	2	2	3	36			43
	2016	3	4	3	-	3	2	2	2	4	-	-	-	23	-36.1%	▼	23
Protective Orders	2015	-	-	-	-	-	-	-	1	-	-	1	-	1			2
Uncontested Divorce	2015	17	17	14	16	7	14	19	14	20	13	12	9	138			172
	2016	16	20	13	12	16	17	12	13	13	-	-	-	132	-4.3%	▼	132

Court: Culpeper Circuit

Start/End Date: Jan-15 / Sep-16

2015 Average Month: 206

Jan-Sep 2015: 1,816

Filings Trending: ▲

Circuit/Court ID: 16

216047


Type of Case: Filings

2016 Average Month:209

Jan-Sep 2016 : 1,878

Overall AVG. Month: 207

Monthly Summary




Jan 15-Sep 16

Totals

	2015	2016
Civil	691	480
Criminal	985	643
Other	798	755
Total	2,474	1,878

Jan --- Sep Filings



20152016

Jan --- Sep Filings

	2015	2016	% Change	Trending
Civil	550	480	-12.7%	▼
Criminal	751	643	-14.4%	▼
Other	515	755	46.6%	▲
Total	1,816	1,878	3.4%	▲

	Jan	Feb	Mar	Apr	May	Jun	Jul	Aug	Sep	Oct	Nov	Dec	Thru Sep	% Change	Trending	Total
2015	160	206	189	292	171	226	201	189	182	202	195	261	1,816			2,474
2016	181	270	214	156	174	244	217	259	163	-	-	-	1,878	3.4%	▲	1,878

		Jan	Feb	Mar	Apr	May	Jun	Jul	Aug	Sep	Oct	Nov	Dec	Thru Sep	% Change	Trending	Total
Administrative Law	2015	-	-	-	2	-	1	-	-	-	-	-	-	3			3
	2016	-	-	-	-	1	-	1	-	1	-	-	-	3	0.0%	↔	3
Capital Murder	2015	-	8	-	-	-	-	-	-	-	-	-	-	8			8
	2016	-	8	-	-	-	-	-	-	-	-	-	-	8			8
Contested Divorce	2015	1	5	6	8	2	4	2	4	4	2	3	2	36			43
	2016	1	7	3	7	2	7	7	4	4	-	-	-	42	16.7%	▲	42
Domestic and Family - Level 1	2015	6	3	18	10	14	9	12	12	6	3	5	7	90			105
	2016	6	11	5	4	4	3	7	10	4	-	-	-	54	-40.0%	▼	54
Domestic and Family - Level 2	2015	4	2	3	8	3	6	1	3	2	1	5	1	32			39
	2016	3	1	2	1	1	1	1	4	3	-	-	-	17	-46.9%	▼	17
General Civil - Level 1	2015	-	-	-	-	-	-	1	-	-	1	-	-	1			2
	2016	1	-	-	-	-	1	-	1	1	-	-	-	4	300.0%	▲	4
General Civil - Level 2	2015	6	11	9	8	12	5	14	12	5	9	4	7	82			102
	2016	7	7	16	6	7	8	10	5	4	-	-	-	70	-14.6%	▼	70
General Civil - Level 3	2015	2	4	9	7	4	6	8	3	7	11	8	3	50			72
	2016	3	3	6	4	6	4	6	1	5	-	-	-	38	-24.0%	▼	38
Miscellaneous	2015	76	73	74	56	76	81	76	77	66	86	78	155	655			974
	2016	119	147	119	67	83	82	100	97	78	-	-	-	892	36.2%	▲	892
Misdemeanor	2015	4	33	18	38	11	40	13	30	18	21	24	27	205			277
	2016	1	11	11	10	6	33	13	30	13	-	-	-	128	-37.6%	▼	128
Non-Capital Felonies and Related Matters	2015	47	59	35	139	34	55	53	37	56	52	53	47	515			667
	2016	30	59	32	43	46	90	53	91	38	-	-	-	482	-6.4%	▼	482
Other	2015	1	-	1	1	-	4	3	-	-	-	3	2	10			15
	2016	-	1	1	-	3	4	4	1	1	-	-	-	15	50.0%	▲	15
Other Criminally Related Matters	2015	3	3	1	3	2	3	4	6	8	6	2	3	33			44
	2016	2	3	4	4	3	3	2	2	3	-	-	-	26	-21.2%	▼	26
Probates/Wills and Trusts - Level 1	2015	-	-	-	-	-	-	1	-	-	-	1	-	1			2
	2016	-	-	-	-	-	-	1	-	-	-	-	-	1	0.0%	↔	1
Probates/Wills and Trusts - Level 2	2015	-	-	-	1	2	-	2	-	1	1	2	-	6			9
	2016	-	1	1	-	1	-	-	-	1	-	-	-	4	-33.3%	▼	4
Uncontested Divorce	2015	10	13	15	11	11	12	11	5	9	9	7	7	97			120
	2016	8	11	14	10	11	8	12	13	7	-	-	-	94	-3.1%	▼	94

Court: Fluvanna Circuit

Start/End Date: Jan-15 / Sep-16

2015 Average Month: 98

Jan-Sep 2015: 831

Filings Trending: ▲

Circuit/Court ID: 16

216065

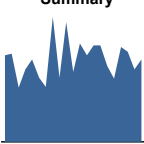
Type of Case: Filings

2016 Average Month:101

Jan-Sep 2016 : 911

Overall AVG. Month: 99

Monthly Summary



Jan 15-Sep 16

Totals

	2015	2016
Civil	314	205
Criminal	385	304
Other	478	402
Total	1,177	911

Jan --- Sep Filings

831

911

2015

2016

Jan --- Sep Filings

	2015	2016	% Change	Trending
Civil	229	205	-10.5%	▼
Criminal	279	304	9.0%	▲
Other	323	402	24.5%	▲
Total	831	911	9.6%	▲

	Jan	Feb	Mar	Apr	May	Jun	Jul	Aug	Sep	Oct	Nov	Dec	Thru Sep	% Change	Trending	Total
2015	104	106	65	87	99	77	66	150	77	144	84	118	831			1,177
2016	104	116	116	91	76	114	108	87	99	-	-	-	911	9.6%	▲	911

		Jan	Feb	Mar	Apr	May	Jun	Jul	Aug	Sep	Oct	Nov	Dec	Thru Sep	% Change	Trending	Total
Administrative Law	2015	-	-	2	-	-	-	-	-	-	-	-	-	2			2
	2016	1	-	-	-	-	-	-	-	-	-	-	-	1	-50.0%	▼	1
Contested Divorce	2015	1	1	3	-	2	-	2	1	1	1	1	2	11			15
	2016	2	2	1	2	3	7	2	1	1	-	-	-	21	90.9%	▲	21
Domestic and Family - Level 1	2015	4	5	-	4	2	8	2	-	3	4	9	-	28			41
	2016	1	3	-	1	1	3	4	2	2	-	-	-	17	-39.3%	▼	17
Domestic and Family - Level 2	2015	-	-	1	5	2	1	-	2	2	1	2	-	13			16
	2016	2	1	1	1	-	2	2	-	1	-	-	-	10	-23.1%	▼	10
General Civil - Level 1	2015	-	-	-	-	-	-	-	-	-	-	-	2	0			2
	2016	-	-	-	-	-	2	-	-	-	-	-	-	2	0.0%	↔	2
General Civil - Level 2	2015	3	3	1	3	3	2	3	3	5	7	4	5	26			42
	2016	-	3	3	2	-	5	2	7	7	-	-	-	29	11.5%	▲	29
General Civil - Level 3	2015	1	1	2	3	6	1	-	2	1	4	1	2	17			24
	2016	1	1	1	3	-	2	1	3	2	-	-	-	14	-17.6%	▼	14
Miscellaneous	2015	40	44	42	34	52	33	43	60	50	51	42	85	398			576
	2016	79	66	49	42	49	51	55	35	50	-	-	-	476	19.6%	▲	476
Misdemeanor	2015	18	14	1	14	10	11	4	9	6	25	2	7	87			121
	2016	4	9	6	7	12	12	14	18	12	-	-	-	94	8.0%	▲	94
Non-Capital Felonies and Related Matters	2015	21	30	2	9	16	14	6	54	4	44	14	8	156			222
	2016	9	23	48	30	9	24	13	15	18	-	-	-	189	21.2%	▲	189
Other	2015	-	1	1	-	-	1	-	-	-	-	-	-	3			3
Other Criminally Related Matters	2015	10	3	2	4	1	1	3	11	1	1	5	-	36			42
	2016	2	2	-	2	-	2	9	3	2	-	-	-	22	-38.9%	▼	22
Probates/Wills and Trusts - Lev	2016	-	-	1	-	-	1	-	-	-	-	-	-	2			2
Probates/Wills and Trusts - Level 2	2015	-	1	1	-	-	-	-	-	2	1	-	-	4			5
	2016	-	-	1	-	-	-	-	-	1	-	-	-	2	-50.0%	▼	2
Protective Orders	2015	-	-	-	-	-	1	-	-	-	-	-	-	1			1
Uncontested Divorce	2015	6	3	7	11	5	4	3	8	2	5	4	7	49			65
	2016	3	6	5	1	2	3	6	3	3	-	-	-	32	-34.7%	▼	32

Court: Goochland Circuit

Start/End Date: Jan-15 / Sep-16

2015 Average Month: 88

Jan-Sep 2015: 737

Filings Trending: ▲

Circuit/Court ID: 16

216075


Type of Case: Filings

2016 Average Month:91

Jan-Sep 2016 : 818

Overall AVG. Month: 89

Monthly Summary



Jan 15-Sep 16

Totals

	2015	2016
Civil	250	204
Criminal	260	188
Other	545	426
Total	1,055	818

Jan --- Sep Filings

737

818

2015

2016

Jan --- Sep Filings

	2015	2016	% Change	Trending
Civil	188	204	8.5%	▲
Criminal	198	188	-5.1%	▼
Other	351	426	21.4%	▲
Total	737	818	11.0%	▲

	Jan	Feb	Mar	Apr	May	Jun	Jul	Aug	Sep	Oct	Nov	Dec	Thru Sep	% Change	Trending	Total
2015	75	89	95	89	70	78	86	92	63	101	67	150	737			1,055
2016	119	93	94	93	80	90	94	92	63	-	-	-	818	11.0%	▲	818

		Jan	Feb	Mar	Apr	May	Jun	Jul	Aug	Sep	Oct	Nov	Dec	Thru Sep	% Change	Trending	Total
Administrative Law	2015	-	1	-	1	-	-	-	-	-	-	-	-	2			2
Contested Divorce	2015	-	2	1	2	3	4	2	-	1	3	-	1	15			19
	2016	-	1	3	2	2	2	3	-	2	-	-	-	15	0.0%	↔	15
Domestic and Family - Level 1	2015	4	1	-	3	2	-	-	1	1	3	2	1	12			18
	2016	2	1	-	-	-	1	-	2	-	-	-	-	6	-50.0%	▼	6
Domestic and Family - Level 2	2015	-	2	1	1	1	-	2	1	1	1	-	-	9			10
	2016	2	-	-	-	1	-	1	-	1	-	-	-	5	-44.4%	▼	5
General Civil - Level 1	2015	1	-	-	-	-	-	1	-	-	-	-	-	2			2
	2016	-	-	1	-	-	-	1	-	-	-	-	-	2	0.0%	↔	2
General Civil - Level 2	2015	6	2	10	1	-	3	5	5	8	3	2	1	40			46
	2016	3	4	7	1	5	2	2	2	3	-	-	-	29	-27.5%	▼	29
General Civil - Level 3	2015	3	3	3	3	2	1	3	2	1	10	2	4	21			37
	2016	6	8	6	6	4	4	1	8	5	-	-	-	48	128.6%	▲	48
Miscellaneous	2015	43	50	48	49	40	40	42	45	38	55	40	121	395			611
	2016	69	63	49	45	40	44	60	62	31	-	-	-	463	17.2%	▲	463
Misdemeanor	2015	10	9	15	7	6	13	14	5	1	6	9	13	80			108
	2016	9	4	8	10	13	7	9	7	6	-	-	-	73	-8.8%	▼	73
Non-Capital Felonies and Related Matters	2015	6	5	7	17	8	5	9	22	3	10	10	7	82			109
	2016	17	6	8	19	8	20	3	2	7	-	-	-	90	9.8%	▲	90
Other	2015	-	1	1	-	1	1	1	1	1	1	1	-	7			9
	2016	1	-	3	2	1	2	3	1	3	-	-	-	16	128.6%	▲	16
Other Criminally Related Matters	2015	1	7	3	2	5	2	5	7	4	4	1	2	36			43
	2016	5	1	2	5	4	3	5	1	1	-	-	-	27	-25.0%	▼	27
Probates/Wills and Trusts - Lev	2015	-	1	-	-	-	-	-	-	-	-	-	-	1			1
Probates/Wills and Trusts - Level 2	2015	1	-	1	1	-	1	-	-	-	-	-	-	4			4
	2016	-	-	1	-	1	-	1	-	-	-	-	-	3	-25.0%	▼	3
Uncontested Divorce	2015	-	5	5	2	2	8	2	3	4	5	-	-	31			36
	2016	5	5	6	3	1	5	5	7	4	-	-	-	41	32.3%	▲	41

Court: Greene Circuit

Start/End Date: Jan-15 / Sep-16

2015 Average Month: 88

Jan-Sep 2015: 727

Filings Trending: ▲

Circuit/Court ID: 16

216079


Type of Case: Filings

2016 Average Month:88

Jan-Sep 2016 : 794

Overall AVG. Month: 88

Monthly Summary



Jan 15-Sep 16

Totals

	2015	2016
Civil	210	155
Criminal	282	239
Other	564	400
Total	1,056	794

Jan --- Sep Filings

727

794

2015

2016

Jan --- Sep Filings

	2015	2016	% Change	Trending
Civil	162	155	-4.3%	▼
Criminal	194	239	23.2%	▲
Other	371	400	7.8%	▲
Total	727	794	9.2%	▲

	Jan	Feb	Mar	Apr	May	Jun	Jul	Aug	Sep	Oct	Nov	Dec	Thru Sep	% Change	Trending	Total
2015	84	86	93	78	81	97	67	74	67	85	87	157	727			1,056
2016	93	136	100	76	73	98	71	83	64	-	-	-	794	9.2%	▲	794

		Jan	Feb	Mar	Apr	May	Jun	Jul	Aug	Sep	Oct	Nov	Dec	Thru Sep	% Change	Trending	Total
Administrative Law	2016	-	-	-	-	-	1	-	-	-	-	-	-	1			1
Contested Divorce	2015	-	1	2	1	-	1	2	1	-	1	1	-	8			10
	2016	2	-	1	1	4	-	2	1	2	-	-	-	13	62.5%	▲	13
Domestic and Family - Level 1	2015	2	-	1	-	5	2	1	1	4	-	-	1	16			17
	2016	2	1	-	-	4	3	3	3	2	-	-	-	18	12.5%	▲	18
Domestic and Family - Level 2	2015	1	-	2	-	-	-	1	-	-	1	-	-	4			5
	2016	-	1	-	-	1	-	1	3	-	-	-	-	6	50.0%	▲	6
General Civil - Level 1	2015	-	1	-	-	-	-	-	-	-	-	-	-	1			1
General Civil - Level 2	2015	5	2	4	1	-	5	1	1	2	3	1	2	21			27
	2016	3	4	3	2	3	3	-	2	2	-	-	-	22	4.8%	▲	22
General Civil - Level 3	2015	-	2	2	1	8	3	-	1	2	-	1	2	19			22
	2016	1	1	1	3	1	1	-	1	1	-	-	-	10	-47.4%	▼	10
Miscellaneous	2015	43	44	41	43	42	57	37	50	44	51	46	121	401			619
	2016	51	80	61	31	32	41	44	42	35	-	-	-	417	4.0%	▲	417
Misdemeanor	2015	5	6	4	4	1	5	2	8	2	11	1	9	37			58
	2016	3	5	8	10	2	6	6	3	1	-	-	-	44	18.9%	▲	44
Non-Capital Felonies and Related Matters	2015	15	21	25	26	13	20	18	6	6	14	30	17	150			211
	2016	26	29	19	22	17	29	11	16	17	-	-	-	186	24.0%	▲	186
Other	2015	8	5	1	-	3	1	2	-	4	-	-	-	24			24
	2016	2	8	3	4	2	7	2	4	2	-	-	-	34	41.7%	▲	34
Other Criminally Related Matters	2015	1	-	-	-	1	-	2	2	1	2	1	4	7			14
	2016	1	2	-	-	1	3	2	2	1	-	-	-	12	71.4%	▲	12
Probates/Wills and Trusts - Level 2	2015	-	-	3	-	-	2	-	2	2	-	-	-	9			9
	2016	-	1	-	-	-	1	-	-	-	-	-	-	2	-77.8%	▼	2
Uncontested Divorce	2015	4	4	8	2	8	1	1	2	-	2	6	1	30			39
	2016	2	4	4	3	6	3	-	6	1	-	-	-	29	-3.3%	▼	29

Court: Louisa Circuit

Start/End Date: Jan-15 / Sep-16

2015 Average Month: 181

Jan-Sep 2015: 1,553

Filings Trending: ▲

Circuit/Court ID: 16

216109


Type of Case: Filings

2016 Average Month:181

Jan-Sep 2016 : 1,633

Overall AVG. Month: 181

Monthly Summary



Jan 15-Sep 16

Totals

	2015	2016
Civil	435	317
Criminal	857	533
Other	882	783
Total	2,174	1,633

Jan --- Sep Filings

1,553

2015

1,633

2016

Jan --- Sep Filings

	2015	2016	% Change	Trending
Civil	300	317	5.7%	▲
Criminal	710	533	-24.9%	▼
Other	543	783	44.2%	▲
Total	1,553	1,633	5.2%	▲

	Jan	Feb	Mar	Apr	May	Jun	Jul	Aug	Sep	Oct	Nov	Dec	Thru Sep	% Change	Trending	Total
2015	178	184	159	179	145	155	156	143	254	127	186	308	1,553			2,174
2016	256	190	212	163	163	134	179	167	169	-	-	-	1,633	5.2%	▲	1,633

		Jan	Feb	Mar	Apr	May	Jun	Jul	Aug	Sep	Oct	Nov	Dec	Thru Sep	% Change	Trending	Total
Administrative Law	2015	1	-	1	-	1	-	2	-	-	-	-	1	5			6
	2016	-	-	2	-	-	-	-	-	-	-	-	-	2	-60.0%	▼	2
Contested Divorce	2015	1	2	1	4	1	1	2	4	3	4	2	1	19			26
	2016	2	7	4	5	2	1	4	3	7	-	-	-	35	84.2%	▲	35
Domestic and Family - Level 1	2015	-	8	-	3	-	2	1	11	-	3	-	13	25			41
	2016	-	1	-	1	-	2	-	4	8	-	-	-	16	-36.0%	▼	16
Domestic and Family - Level 2	2015	-	4	-	1	-	-	2	1	-	-	3	1	8			12
	2016	-	-	1	-	1	1	2	3	-	-	-	-	8	0.0%	↔	8
General Civil - Level 1	2015	3	1	-	-	-	1	-	-	-	-	-	-	5			5
	2016	-	1	-	-	-	-	-	-	2	-	-	-	3	-40.0%	▼	3
General Civil - Level 2	2015	7	5	4	6	4	5	7	8	7	7	13	7	53			80
	2016	5	2	6	3	5	2	5	3	8	-	-	-	39	-26.4%	▼	39
General Civil - Level 3	2015	2	1	1	9	5	4	5	2	2	7	4	9	31			51
	2016	6	14	1	-	3	1	12	15	5	-	-	-	57	83.9%	▲	57
Miscellaneous	2015	56	54	73	45	53	49	40	42	61	55	61	129	473			718
	2016	100	100	99	86	69	60	70	62	60	-	-	-	706	49.3%	▲	706
Misdemeanor	2015	25	20	21	17	21	24	27	8	15	15	19	27	178			239
	2016	27	7	28	16	22	21	30	19	20	-	-	-	190	6.7%	▲	190
Non-Capital Felonies and Related Matters	2015	56	62	22	67	25	35	34	43	151	13	64	8	495			580
	2016	82	28	38	23	28	17	36	38	31	-	-	-	321	-35.2%	▼	321
Other	2015	20	22	21	15	21	24	21	15	6	14	16	102	165			297
	2016	23	17	18	20	25	19	12	12	15	-	-	-	161	-2.4%	▼	161
Other Criminally Related Matters	2015	3	3	5	5	4	5	8	3	3	-	1	1	39			41
	2016	3	-	4	2	1	6	2	1	5	-	-	-	24	-38.5%	▼	24
Probates/Wills and Trusts - Lev	2015	-	1	-	-	-	-	-	-	-	1	-	-	1			2
Probates/Wills and Trusts - Level 2	2015	1	-	-	2	3	-	-	-	-	-	-	1	6			7
	2016	1	2	-	-	2	2	-	-	1	-	-	-	8	33.3%	▲	8
Uncontested Divorce	2015	3	1	10	5	7	5	7	6	6	8	3	8	50			69
	2016	7	11	11	7	5	2	6	7	7	-	-	-	63	26.0%	▲	63

Court: Madison Circuit

Start/End Date: Jan-15 / Sep-16

2015 Average Month: 62

Jan-Sep 2015: 506

Filings Trending: ▲

Circuit/Court ID: 16

216113


Type of Case: Filings

2016 Average Month:67

Jan-Sep 2016 : 604

Overall AVG. Month: 64

Monthly Summary



Jan 15-Sep 16

Totals

	2015	2016
Civil	165	114
Criminal	181	153
Other	399	337
Total	745	604

Jan --- Sep Filings

506

604

2015

2016

Jan --- Sep Filings

	2015	2016	% Change	Trending
Civil	110	114	3.6%	▲
Criminal	121	153	26.4%	▲
Other	275	337	22.5%	▲
Total	506	604	19.4%	▲

	Jan	Feb	Mar	Apr	May	Jun	Jul	Aug	Sep	Oct	Nov	Dec	Thru Sep	% Change	Trending	Total
2015	40	70	62	66	40	53	66	55	54	93	34	112	506			745
2016	75	66	75	84	53	54	77	44	76	-	-	-	604	19.4%	▲	604

		Jan	Feb	Mar	Apr	May	Jun	Jul	Aug	Sep	Oct	Nov	Dec	Thru Sep	% Change	Trending	Total
Contested Divorce	2015	-	1	1	2	1	1	2	-	-	1	1	-	8			10
	2016	1	-	-	-	4	1	-	2	-	-	-	-	8	0.0%	↔	8
Domestic and Family - Level 1	2015	-	2	2	4	-	6	1	3	-	2	-	1	18			21
	2016	-	-	-	2	2	1	-	6	-	-	-	-	11	-38.9%	▼	11
Domestic and Family - Level 2	2015	1	1	3	-	1	-	-	1	-	-	-	-	7			7
	2016	1	-	1	1	1	-	-	-	1	-	-	-	5	-28.6%	▼	5
General Civil - Level 2	2015	-	1	3	3	-	4	3	3	1	-	2	-	18			20
	2016	1	-	1	2	1	2	-	1	3	-	-	-	11	-38.9%	▼	11
General Civil - Level 3	2015	-	1	1	3	6	1	1	-	1	3	1	-	14			18
	2016	1	-	1	1	-	-	1	1	-	-	-	-	5	-64.3%	▼	5
Miscellaneous	2015	26	25	23	23	16	14	31	15	34	35	22	35	207			299
	2016	44	32	44	47	29	20	41	11	32	-	-	-	300	44.9%	▲	300
Misdemeanor	2015	2	10	8	6	3	5	3	10	3	8	1	-	50			59
	2016	4	6	3	6	2	4	9	5	9	-	-	-	48	-4.0%	▼	48
Non-Capital Felonies and Related Matters	2015	2	9	3	12	5	14	5	7	3	30	2	17	60			109
	2016	9	14	10	10	6	13	10	9	18	-	-	-	99	65.0%	▲	99
Other	2015	8	15	16	6	5	7	17	13	9	12	4	56	96			168
	2016	12	12	8	10	6	9	14	5	10	-	-	-	86	-10.4%	▼	86
Other Criminally Related Matters	2015	-	4	-	1	-	1	1	1	3	1	-	1	11			13
	2016	-	1	1	1	-	-	1	2	-	-	-	-	6	-45.5%	▼	6
Probates/Wills and Trusts - Lev	2016	-	-	-	1	-	-	-	-	-	-	-	-	1			1
Probates/Wills and Trusts - Level 2	2015	-	-	-	-	1	-	-	2	-	-	-	-	3			3
	2016	1	-	1	-	1	-	1	-	-	-	-	-	4	33.3%	▲	4
Uncontested Divorce	2015	1	1	2	6	2	-	2	-	-	1	1	2	14			18
	2016	1	1	5	3	1	4	-	2	3	-	-	-	20	42.9%	▲	20

Court: Orange Circuit

Start/End Date: Jan-15 / Sep-16

2015 Average Month: 151

Jan-Sep 2015: 1,292

Filings Trending: ▲

Circuit/Court ID: 16

216137


Type of Case: Filings

2016 Average Month:183

Jan-Sep 2016 : 1,645

Overall AVG. Month: 164

Monthly Summary



Jan 15-Sep 16

Totals

	2015	2016
Civil	386	275
Criminal	780	681
Other	640	689
Total	1,806	1,645

Jan --- Sep Filings

1,292

2015

1,645

2016

Jan --- Sep Filings

	2015	2016	% Change	Trending
Civil	281	275	-2.1%	▼
Criminal	607	681	12.2%	▲
Other	404	689	70.5%	▲
Total	1,292	1,645	27.3%	▲

	Jan	Feb	Mar	Apr	May	Jun	Jul	Aug	Sep	Oct	Nov	Dec	Thru Sep	% Change	Trending	Total
2015	140	97	211	132	187	101	160	86	178	124	208	182	1,292			1,806
2016	173	196	235	201	183	127	223	127	180	-	-	-	1,645	27.3%	▲	1,645

		Jan	Feb	Mar	Apr	May	Jun	Jul	Aug	Sep	Oct	Nov	Dec	Thru Sep	% Change	Trending	Total
Administrative Law	2015	-	1	-	-	1	-	-	-	-	-	2	-	2			4
Capital Murder	2016	-	-	-	1	-	-	-	-	-	-	-	-	1			1
Contested Divorce	2015	3	3	6	5	4	3	5	4	3	2	3	3	36			44
	2016	3	2	2	1	2	4	4	3	2	-	-	-	23	-36.1%	▼	23
Domestic and Family - Level 1	2015	4	4	1	5	-	1	6	-	4	-	7	1	25			33
	2016	1	6	5	-	1	1	3	9	3	-	-	-	29	16.0%	▲	29
Domestic and Family - Level 2	2015	2	-	2	4	1	3	2	1	1	-	3	-	16			19
	2016	1	-	-	2	1	3	1	1	-	-	-	-	9	-43.8%	▼	9
General Civil - Level 1	2015	-	-	-	-	-	-	1	1	1	-	1	-	3			4
	2016	-	-	-	1	1	-	-	-	-	-	-	-	2	-33.3%	▼	2
General Civil - Level 2	2015	5	3	5	4	6	4	8	3	3	5	9	9	41			64
	2016	3	2	2	5	3	4	4	3	7	-	-	-	33	-19.5%	▼	33
General Civil - Level 3	2015	2	5	7	1	3	-	3	3	4	2	1	2	28			33
	2016	5	6	3	2	9	4	-	7	4	-	-	-	40	42.9%	▲	40
Miscellaneous	2015	45	48	60	51	42	61	52	46	61	65	76	119	466			726
	2016	86	121	120	62	65	66	70	73	82	-	-	-	745	59.9%	▲	745
Misdemeanor	2015	13	1	24	12	22	4	22	8	30	3	24	7	136			170
	2016	10	12	14	8	16	5	30	3	17	-	-	-	115	-15.4%	▼	115
Non-Capital Felonies and Related Matters	2015	60	24	96	42	98	12	41	14	57	29	70	23	444			566
	2016	51	38	78	107	75	28	101	19	53	-	-	-	550	23.9%	▲	550
Other	2015	-	2	2	1	1	5	1	2	4	8	3	2	18			31
	2016	2	4	2	4	2	4	5	4	4	-	-	-	31	72.2%	▲	31
Other Criminally Related Matters	2015	-	3	3	-	5	-	12	-	5	4	6	8	28			46
	2016	5	1	1	-	4	3	-	-	1	-	-	-	15	-46.4%	▼	15
Probates/Wills and Trusts - Level 2	2015	-	-	-	1	-	1	-	2	-	1	-	1	4			6
	2016	1	-	1	1	1	1	2	1	1	-	-	-	9	125.0%	▲	9
Uncontested Divorce	2015	6	3	5	6	4	7	7	2	5	5	3	7	45			60
	2016	5	4	7	7	3	4	3	4	6	-	-	-	43	-4.4%	▼	43

Court: Charlottesville Circuit

Start/End Date: Jan-15 / Sep-16

2015 Average Month: 126

Jan-Sep 2015: 1,128

Filings Trending: ▲

Circuit/Court ID: 16

216540

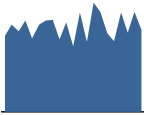
Type of Case: Filings

2016 Average Month:132

Jan-Sep 2016 : 1,184

Overall AVG. Month: 128

Monthly Summary



Jan 15-Sep 16

Totals

	2015	2016
Civil	414	337
Criminal	915	702
Other	180	145
Total	1,509	1,184

Jan --- Sep Filings

1,128

2015

1,184

2016

Jan --- Sep Filings

	2015	2016	% Change	Trending
Civil	307	337	9.8%	▲
Criminal	689	702	1.9%	▲
Other	132	145	9.8%	▲
Total	1,128	1,184	5.0%	▲

	Jan	Feb	Mar	Apr	May	Jun	Jul	Aug	Sep	Oct	Nov	Dec	Thru Sep	% Change	Trending	Total
2015	114	131	121	137	110	131	137	138	109	134	98	149	1,128			1,509
2016	105	164	150	118	106	149	119	150	123	-	-	-	1,184	5.0%	▲	1,184

		Jan	Feb	Mar	Apr	May	Jun	Jul	Aug	Sep	Oct	Nov	Dec	Thru Sep	% Change	Trending	Total
Administrative Law	2015	-	-	-	1	3	1	1	-	-	1	1	-	6			8
	2016	1	1	-	-	-	1	1	-	-	-	-	-	4	-33.3%	▼	4
Capital Murder	2015	-	-	-	-	-	1	-	-	-	-	-	-	1			1
	2016	1	1	5	2	2	2	2	2	1	-	2	3	18			23
Contested Divorce	2015	-	3	-	-	-	1	1	1	-	-	-	-	6	-66.7%	▼	6
	2016	4	3	2	4	1	6	3	-	2	4	2	5	25			36
Domestic and Family - Level 1	2015	4	5	4	1	5	-	4	2	4	-	-	-	29	16.0%	▲	29
	2016	3	2	1	1	1	2	1	3	2	3	-	3	16			22
Domestic and Family - Level 2	2015	1	2	3	3	5	1	3	-	6	-	-	-	24	50.0%	▲	24
	2016	1	2	-	2	-	-	2	2	-	3	-	1	9			13
General Civil - Level 1	2015	1	1	-	-	1	1	-	2	1	-	-	-	7	-22.2%	▼	7
	2016	6	15	12	6	8	7	4	5	5	14	5	6	68			93
General Civil - Level 2	2015	3	6	9	2	6	9	6	14	5	-	-	-	60	-11.8%	▼	60
	2016	5	7	5	4	5	4	5	3	5	4	3	3	43			53
General Civil - Level 3	2015	2	2	10	6	8	4	2	-	6	-	-	-	40	-7.0%	▼	40
	2016	26	21	20	20	20	18	28	27	28	18	21	40	208			287
Miscellaneous	2015	29	38	32	16	25	33	24	28	39	-	-	-	264	26.9%	▲	264
	2016	14	22	4	14	16	27	18	20	14	7	18	23	149			197
Misdemeanor	2015	19	22	22	22	11	26	21	27	17	-	-	-	187	25.5%	▲	187
	2016	47	54	64	76	51	52	61	62	45	70	41	56	512			679
Non-Capital Felonies and Related Matters	2015	41	76	60	56	36	62	49	71	35	-	-	-	486	-5.1%	▼	486
	2016	-	-	-	-	-	-	1	-	-	-	-	-	1			1
Other	2015	2	-	-	2	-	1	-	-	-	-	-	-	5	400.0%	▲	5
	2016	3	3	2	1	2	3	6	6	2	6	1	4	28			39
Other Criminally Related Matters	2015	2	2	4	6	3	4	3	3	4	-	-	-	31	10.7%	▲	31
	2016	1	-	-	-	-	-	-	-	-	1	-	-	1			2
Probates/Wills and Trusts - Lev	2015	-	1	1	-	-	5	-	1	-	1	2	1	8			12
Probates/Wills and Trusts - Level 2	2015	-	-	1	1	1	-	1	1	-	-	-	-	5	-37.5%	▼	5
Uncontested Divorce	2015	3	-	5	6	1	3	5	7	5	2	2	4	35			43
	2016	-	6	5	3	5	6	4	1	6	-	-	-	36	2.9%	▲	36

Court: Arlington Circuit

Start/End Date: Jan-15 / Sep-16

2015 Average Month: 804

Jan-Sep 2015: 6,898

Filings Trending: ▲

Circuit/Court ID: 17

217013


Type of Case: Filings

2016 Average Month:896

Jan-Sep 2016 : 8,068

Overall AVG. Month: 844

Monthly Summary

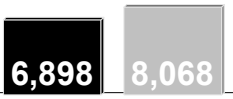


Jan 15-Sep 16

Totals

	2015	2016
Civil	2,408	1,890
Criminal	4,264	3,647
Other	2,975	2,531
Total	9,647	8,068

Jan --- Sep Filings



6,898 2015 8,068 2016

Jan --- Sep Filings

	2015	2016	% Change	Trending
Civil	1,796	1,890	5.2%	▲
Criminal	3,092	3,647	17.9%	▲
Other	2,010	2,531	25.9%	▲
Total	6,898	8,068	17.0%	▲

	Jan	Feb	Mar	Apr	May	Jun	Jul	Aug	Sep	Oct	Nov	Dec	Thru Sep	% Change	Trending	Total
2015	716	703	837	858	721	814	798	744	707	837	796	1,116	6,898			9,647
2016	843	822	781	874	943	970	947	1,047	841	-	-	-	8,068	17.0%	▲	8,068

		Jan	Feb	Mar	Apr	May	Jun	Jul	Aug	Sep	Oct	Nov	Dec	Thru Sep	% Change	Trending	Total
Administrative Law	2015	1	-	2	-	-	2	1	1	-	1	2	-	7			10
	2016	1	4	2	2	3	-	2	1	1	-	-	-	16	128.6%	▲	16
Contested Divorce	2015	14	8	18	30	13	24	20	16	21	18	18	21	164			221
	2016	13	18	23	15	21	23	18	16	13	-	-	-	160	-2.4%	▼	160
Domestic and Family - Level 1	2015	8	11	7	10	6	4	7	22	15	3	9	15	90			117
	2016	17	2	14	10	10	10	8	11	4	-	-	-	86	-4.4%	▼	86
Domestic and Family - Level 2	2015	6	9	7	9	5	10	2	7	5	7	12	10	60			89
	2016	4	9	3	4	6	3	7	6	7	-	-	-	49	-18.3%	▼	49
General Civil - Level 1	2015	1	2	5	2	2	2	2	-	4	2	-	3	20			25
	2016	3	3	2	4	3	3	2	2	1	-	-	-	23	15.0%	▲	23
General Civil - Level 2	2015	39	23	37	34	43	41	38	38	35	36	36	41	328			441
	2016	27	58	43	31	41	57	44	57	35	-	-	-	393	19.8%	▲	393
General Civil - Level 3	2015	8	9	17	7	14	9	12	12	8	15	9	8	96			128
	2016	5	7	13	11	5	13	11	25	6	-	-	-	96	0.0%	↔	96
Miscellaneous	2015	160	148	130	161	131	142	163	159	148	151	178	274	1,342			1,945
	2016	179	186	178	142	146	170	200	189	167	-	-	-	1,557	16.0%	▲	1,557
Misdemeanor	2015	45	51	71	60	56	53	40	43	38	56	71	70	457			654
	2016	59	63	58	69	78	97	73	109	82	-	-	-	688	50.5%	▲	688
Non-Capital Felonies and Related Matters	2015	187	193	238	297	220	253	257	242	217	282	223	277	2,104			2,886
	2016	163	254	186	278	339	329	322	337	281	-	-	-	2,489	18.3%	▲	2,489
Other	2015	124	174	150	155	128	190	178	108	146	144	153	296	1,353			1,946
	2016	300	125	152	220	202	174	177	195	174	-	-	-	1,719	27.1%	▲	1,719
Other Criminally Related Matters	2015	86	49	114	43	66	47	40	59	37	78	50	72	541			741
	2016	41	63	70	56	51	55	50	61	31	-	-	-	478	-11.6%	▼	478
Probates/Wills and Trusts - Level 1	2015	-	1	2	2	6	2	4	2	2	1	1	1	21			24
	2016	4	1	4	2	2	1	1	-	1	-	-	-	16	-23.8%	▼	16
Probates/Wills and Trusts - Level 2	2015	8	5	11	13	9	7	5	8	7	9	8	9	73			99
	2016	8	11	13	8	10	10	9	11	11	-	-	-	91	24.7%	▲	91
Uncontested Divorce	2015	29	20	28	35	22	28	29	27	24	34	26	19	242			321
	2016	19	18	20	22	26	25	23	27	27	-	-	-	207	-14.5%	▼	207

Court: Fauquier Circuit

Start/End Date: Jan-15 / Sep-16

2015 Average Month: 298

Jan-Sep 2015: 2,421

Filings Trending: ▲

Circuit/Court ID: 20

220061


Type of Case: Filings

2016 Average Month:322

Jan-Sep 2016 : 2,900

Overall AVG. Month: 308

Monthly Summary



Jan 15-Sep 16

Totals

	2015	2016
Civil	791	655
Criminal	959	852
Other	1,826	1,393
Total	3,576	2,900

Jan --- Sep Filings

2,421

2015

2,900

2016

Jan --- Sep Filings

	2015	2016	% Change	Trending
Civil	589	655	11.2%	▲
Criminal	702	852	21.4%	▲
Other	1,130	1,393	23.3%	▲
Total	2,421	2,900	19.8%	▲

	Jan	Feb	Mar	Apr	May	Jun	Jul	Aug	Sep	Oct	Nov	Dec	Thru Sep	% Change	Trending	Total
2015	266	290	317	269	295	250	267	238	229	245	326	584	2,421			3,576
2016	405	353	384	282	306	263	329	285	293	-	-	-	2,900	19.8%	▲	2,900

		Jan	Feb	Mar	Apr	May	Jun	Jul	Aug	Sep	Oct	Nov	Dec	Thru Sep	% Change	Trending	Total
Administrative Law	2015	-	-	-	-	-	-	-	2	-	-	-	1	2			3
	2016	-	1	-	-	1	1	-	2	-	-	-	-	5	150.0%	▲	5
Contested Divorce	2015	5	7	3	4	5	7	2	3	8	4	4	4	44			56
	2016	4	2	10	8	9	3	7	7	4	-	-	-	54	22.7%	▲	54
Domestic and Family - Level 1	2015	3	3	-	-	5	7	8	1	2	6	4	-	29			39
	2016	3	3	3	4	2	1	6	1	1	-	-	-	24	-17.2%	▼	24
Domestic and Family - Level 2	2015	1	3	5	3	4	2	3	3	2	-	2	4	26			32
	2016	1	7	3	3	6	-	2	5	2	-	-	-	29	11.5%	▲	29
General Civil - Level 1	2015	1	-	2	2	1	1	-	1	-	-	-	1	8			9
	2016	1	1	3	-	1	-	1	1	2	-	-	-	10	25.0%	▲	10
General Civil - Level 2	2015	7	15	20	11	14	14	12	11	11	11	8	10	115			144
	2016	14	10	12	15	18	9	10	17	17	-	-	-	122	6.1%	▲	122
General Civil - Level 3	2015	1	3	1	7	6	2	3	4	1	5	7	7	28			47
	2016	-	7	5	4	9	5	3	5	4	-	-	-	42	50.0%	▲	42
Miscellaneous	2015	104	127	129	109	106	110	106	115	102	100	137	253	1,008			1,498
	2016	206	209	177	119	102	100	136	119	118	-	-	-	1,286	27.6%	▲	1,286
Misdemeanor	2015	14	22	17	14	33	17	19	13	12	23	33	25	161			242
	2016	21	18	39	18	29	26	38	30	34	-	-	-	253	57.1%	▲	253
Non-Capital Felonies and Related Matters	2015	90	53	80	65	67	24	52	39	38	46	81	32	508			667
	2016	101	54	87	43	80	31	70	42	47	-	-	-	555	9.3%	▲	555
Other	2015	25	38	39	41	35	54	40	32	40	32	28	229	344			633
	2016	37	19	27	36	33	62	34	40	44	-	-	-	332	-3.5%	▼	332
Other Criminally Related Matters	2015	7	1	4	2	5	4	5	3	2	6	9	3	33			51
	2016	4	3	5	5	8	6	6	6	3	-	-	-	46	39.4%	▲	46
Probates/Wills and Trusts - Level 1	2015	-	-	1	1	-	-	-	-	-	-	-	-	2			2
	2016	-	-	-	-	-	-	1	-	-	-	-	-	1	-50.0%	▼	1
Probates/Wills and Trusts - Level 2	2015	2	4	-	5	1	2	1	-	-	2	-	-	15			17
	2016	2	2	-	3	-	5	-	-	1	-	-	-	13	-13.3%	▼	13
Protective Orders	2015	1	1	1	-	-	1	2	1	1	1	1	-	8			10
	2016	-	2	2	3	-	2	3	1	-	-	-	-	13	62.5%	▲	13
Uncontested Divorce	2015	5	13	15	5	13	5	14	10	10	9	12	15	90			126
	2016	11	15	11	21	8	12	12	11	14	-	-	-	115	27.8%	▲	115

Court: Loudoun Circuit

Start/End Date: Jan-15 / Sep-16

2015 Average Month: 879

Jan-Sep 2015: 7,559

Filings Trending: ▲

Circuit/Court ID: 20

220107


Type of Case: Filings

2016 Average Month:904

Jan-Sep 2016 : 8,136

Overall AVG. Month: 889

Monthly Summary



Jan 15-Sep 16

Totals

	2015	2016
Civil	4,425	3,361
Criminal	2,541	1,743
Other	3,577	3,032
Total	10,543	8,136

Jan --- Sep Filings

7,559

2015

8,136

2016

Jan --- Sep Filings

	2015	2016	% Change	Trending
Civil	3,353	3,361	-	↔
Criminal	1,905	1,743	-8.5%	▼
Other	2,301	3,032	31.8%	▲
Total	7,559	8,136	7.6%	▲

	Jan	Feb	Mar	Apr	May	Jun	Jul	Aug	Sep	Oct	Nov	Dec	Thru Sep	% Change	Trending	Total
2015	785	748	797	883	816	880	928	859	863	841	900	1,243	7,559			10,543
2016	953	942	1,029	835	832	949	786	953	857	-	-	-	8,136	7.6%	▲	8,136

		Jan	Feb	Mar	Apr	May	Jun	Jul	Aug	Sep	Oct	Nov	Dec	Thru Sep	% Change	Trending	Total
Administrative Law	2015	8	3	4	1	1	5	6	5	-	2	3	1	33			39
	2016	1	-	-	1	-	-	3	1	-	-	-	-	6	-81.8%	▼	6
Capital Murder	2015	-	5	-	-	-	-	-	-	-	-	-	-	5			5
	2016	17	18	23	23	21	12	35	22	17	24	27	18	188			257
Contested Divorce	2015	27	26	18	21	24	23	18	29	26	-	-	-	212	12.8%	▲	212
	2016	32	24	27	20	30	19	22	8	33	18	20	43	215	-36.7%	▼	136
Domestic and Family - Level 1	2015	12	16	19	12	8	17	23	12	17	-	-	-	136	-36.7%	▼	136
	2016	13	8	15	15	15	13	11	12	7	16	11	9	109			145
Domestic and Family - Level 2	2015	7	9	12	9	7	12	12	17	11	-	-	-	96	-11.9%	▼	96
	2016	-	3	-	4	4	1	1	4	2	1	1	3	19			24
General Civil - Level 1	2015	2	1	5	-	1	2	2	3	4	-	-	-	20	5.3%	▲	20
	2016	22	46	46	56	54	48	53	43	42	45	49	38	410			542
General Civil - Level 2	2015	36	47	43	46	58	45	51	57	43	-	-	-	426	3.9%	▲	426
	2016	24	18	30	28	32	33	29	21	31	30	18	32	246			326
General Civil - Level 3	2015	26	44	49	37	42	46	18	27	17	-	-	-	306	24.4%	▲	306
	2016	394	379	372	404	362	405	433	414	411	402	502	839	3,574			5,317
Miscellaneous	2015	569	516	511	453	429	495	418	470	453	-	-	-	4,314	20.7%	▲	4,314
	2016	39	40	37	55	36	42	45	44	45	52	40	45	383			520
Misdemeanor	2015	31	36	60	47	23	36	22	44	39	-	-	-	338	-11.7%	▼	338
	2016	119	101	111	132	121	154	155	121	140	134	136	131	1,154			1,555
Non-Capital Felonies and Related Matters	2015	105	100	163	78	131	120	87	131	90	-	-	-	1,005	-12.9%	▼	1,005
	2016	23	9	39	25	22	42	17	37	-	1	1	1	214			217
Other	2015	26	41	31	15	17	33	22	44	33	-	-	-	262	22.4%	▲	262
	2016	29	34	31	43	50	32	41	53	55	51	21	26	368			466
Other Criminally Related Matters	2015	48	48	55	43	26	41	57	42	43	-	-	-	403	9.5%	▲	403
	2016	-	-	-	-	1	-	1	-	2	-	2	1	4			7
Probates/Wills and Trusts - Level 1	2015	-	-	3	1	1	1	-	4	1	-	-	-	11	175.0%	▲	11
	2016	8	8	7	13	5	13	9	11	6	7	9	1	80			97
Probates/Wills and Trusts - Level 2	2015	9	6	4	6	12	11	2	8	11	-	-	-	69	-13.8%	▼	69
	2016	57	52	55	64	62	61	70	64	72	58	60	55	557			730
Uncontested Divorce	2015	54	52	56	66	53	67	51	64	69	-	-	-	532	-4.5%	▼	532
	2016																

Court: Rappahannock Circuit

Start/End Date: Jan-15 / Sep-16

2015 Average Month: 36

Jan-Sep 2015: 311

Filings Trending: ▲

Circuit/Court ID: 20

220157


Type of Case: Filings

2016 Average Month:39

Jan-Sep 2016 : 352

Overall AVG. Month: 38

Monthly Summary




Jan 15-Sep 16

Totals

	2015	2016
Civil	95	89
Criminal	93	73
Other	248	190
Total	436	352

Jan --- Sep Filings



311 2015 352 2016

Jan --- Sep Filings

	2015	2016	% Change	Trending
Civil	73	89	21.9%	▲
Criminal	78	73	-6.4%	▼
Other	160	190	18.8%	▲
Total	311	352	13.2%	▲

	Jan	Feb	Mar	Apr	May	Jun	Jul	Aug	Sep	Oct	Nov	Dec	Thru Sep	% Change	Trending	Total
2015	31	29	45	29	38	37	39	24	39	37	28	60	311			436
2016	43	45	41	59	34	26	39	31	34	-	-	-	352	13.2%	▲	352

		Jan	Feb	Mar	Apr	May	Jun	Jul	Aug	Sep	Oct	Nov	Dec	Thru Sep	% Change	Trending	Total
Contested Divorce	2015	1	1	-	-	1	-	-	1	1	-	-	-	5			5
	2016	-	-	1	1	-	-	-	-	-	-	-	-	2	-60.0%	▼	2
Domestic and Family - Level 1	2015	-	-	-	1	-	-	-	4	-	-	2	-	5			7
	2016	-	-	-	-	-	2	-	2	-	-	-	-	4	-20.0%	▼	4
Domestic and Family - Level 2	2015	-	-	-	-	3	1	-	-	-	-	-	-	4			4
	2016	-	1	3	1	-	1	-	1	1	-	-	-	8	100.0%	▲	8
General Civil - Level 1	2016	-	-	-	-	-	-	-	-	1	-	-	-	1			1
	2015	-	-	6	2	-	2	-	1	3	-	1	4	14			19
General Civil - Level 2	2016	-	4	2	-	-	2	-	2	2	-	-	-	12	-14.3%	▼	12
	2015	2	-	-	2	1	1	-	-	2	2	-	3	8			13
General Civil - Level 3	2016	-	-	1	2	1	2	1	-	1	-	-	-	8	0.0%	↔	8
	2015	9	13	14	10	10	14	13	12	15	21	13	31	110			175
Miscellaneous	2016	24	29	19	9	16	7	16	15	19	-	-	-	154	40.0%	▲	154
	2015	4	2	2	2	-	3	7	-	3	3	2	1	23			29
Misdemeanor	2016	2	3	1	4	3	-	3	3	1	-	-	-	20	-13.0%	▼	20
	2015	8	2	11	5	12	-	10	1	2	3	5	1	51			60
Non-Capital Felonies and Related Matters	2016	9	1	2	33	2	1	2	-	2	-	-	-	52	2.0%	▲	52
	2015	6	7	10	5	7	11	7	5	10	7	5	18	68			98
Other	2016	6	5	10	7	8	10	15	7	6	-	-	-	74	8.8%	▲	74
	2015	-	-	1	-	1	-	2	-	-	-	-	-	4			4
Other Criminally Related Matters	2016	-	-	-	-	1	-	-	-	-	-	-	-	1	-75.0%	▼	1
	2015	1	-	-	1	-	1	-	-	-	-	-	-	3			3
Probates/Wills and Trusts - Lev	2015	-	4	1	1	3	4	-	-	3	1	-	2	16			19
Uncontested Divorce	2016	2	2	2	2	3	1	2	1	1	-	-	-	16	0.0%	↔	16

Court: Henry Circuit

Start/End Date: Jan-15 / Sep-16

2015 Average Month: 308

Jan-Sep 2015: 2,811

Filings Trending: ▲

Circuit/Court ID: 21

221089


Type of Case: Filings

2016 Average Month:396

Jan-Sep 2016 : 3,565

Overall AVG. Month: 346

Monthly Summary



Jan 15-Sep 16

Totals

	2015	2016
Civil	748	614
Criminal	1,701	1,602
Other	1,248	1,349
Total	3,697	3,565

Jan --- Sep Filings

2,811

2015

3,565

2016

Jan --- Sep Filings

	2015	2016	% Change	Trending
Civil	574	614	7.0%	▲
Criminal	1,266	1,602	26.5%	▲
Other	971	1,349	38.9%	▲
Total	2,811	3,565	26.8%	▲

	Jan	Feb	Mar	Apr	May	Jun	Jul	Aug	Sep	Oct	Nov	Dec	Thru Sep	% Change	Trending	Total
2015	364	294	408	320	291	287	281	239	327	307	305	274	2,811			3,697
2016	412	503	553	379	346	219	412	372	369	-	-	-	3,565	26.8%	▲	3,565

		Jan	Feb	Mar	Apr	May	Jun	Jul	Aug	Sep	Oct	Nov	Dec	Thru Sep	% Change	Trending	Total
Administrative Law	2015	-	-	-	1	-	-	-	-	-	-	-	-	1			1
	2016	-	-	-	-	-	-	-	1	-	-	-	-	1	0.0%	↔	1
Contested Divorce	2015	7	12	9	9	12	9	6	5	9	3	5	8	78			94
	2016	5	8	8	12	5	11	7	6	2	-	-	-	64	-17.9%	▼	64
Domestic and Family - Level 1	2015	2	6	5	1	1	4	6	4	4	1	7	-	33			41
	2016	3	9	2	4	6	3	1	6	8	-	-	-	42	27.3%	▲	42
Domestic and Family - Level 2	2015	1	3	1	-	1	3	1	1	2	-	2	-	13			15
	2016	2	4	-	1	2	-	4	3	-	-	-	-	16	23.1%	▲	16
General Civil - Level 1	2015	-	-	1	1	2	-	-	-	-	-	1	1	4			6
	2016	-	-	-	-	-	-	-	1	2	-	-	-	3	-25.0%	▼	3
General Civil - Level 2	2015	9	4	6	9	8	1	3	7	5	17	6	11	52			86
	2016	7	7	4	5	6	8	4	1	8	-	-	-	50	-3.8%	▼	50
General Civil - Level 3	2015	1	7	9	5	8	1	3	5	5	7	2	2	44			55
	2016	9	16	5	6	3	4	5	7	6	-	-	-	61	38.6%	▲	61
Miscellaneous	2015	125	114	90	115	64	61	83	41	124	88	73	97	817			1,075
	2016	190	200	156	204	106	67	167	115	116	-	-	-	1,321	61.7%	▲	1,321
Misdemeanor	2015	46	18	65	38	34	39	32	47	35	43	53	53	354			503
	2016	43	75	48	30	54	33	29	69	35	-	-	-	416	17.5%	▲	416
Non-Capital Felonies and Related Matters	2015	147	58	138	105	114	42	75	90	85	71	118	69	854			1,112
	2016	122	115	275	62	113	50	137	105	130	-	-	-	1,109	29.9%	▲	1,109
Other	2015	14	37	41	17	25	103	36	12	38	45	12	15	323			395
	2016	17	39	28	17	20	19	32	25	33	-	-	-	230	-28.8%	▼	230
Other Criminally Related Matters	2015	2	7	16	1	8	7	5	8	6	13	13	4	60			90
	2016	6	8	9	11	13	10	10	6	6	-	-	-	79	31.7%	▲	79
Probates/Wills and Trusts - Level 1	2015	-	-	1	1	1	-	-	-	-	-	-	-	3			3
	2016	-	2	1	-	-	-	-	1	-	-	-	-	4	33.3%	▲	4
Probates/Wills and Trusts - Level 2	2015	1	1	3	1	3	1	5	2	2	4	-	-	19			23
	2016	1	2	2	7	2	2	7	4	3	-	-	-	30	57.9%	▲	30
Protective Orders	2015	-	-	-	-	-	-	-	-	-	-	-	1	0			1
	2016	-	-	-	-	-	-	-	1	-	-	-	-	1	0.0%	↔	1
Uncontested Divorce	2015	9	27	23	16	10	16	26	17	12	15	13	13	156			197
	2016	7	18	15	20	16	12	9	21	20	-	-	-	138	-11.5%	▼	138

Court: Patrick Circuit

Start/End Date: Jan-15 / Sep-16

2015 Average Month: 110

Jan-Sep 2015: 968

Filings Trending: ▲

Circuit/Court ID: 21

221141


Type of Case: Filings

2016 Average Month:169

Jan-Sep 2016 : 1,522

Overall AVG. Month: 135

Monthly Summary



Jan 15-Sep 16

Totals

	2015	2016
Civil	255	177
Criminal	651	869
Other	409	476
Total	1,315	1,522

Jan --- Sep Filings

968

2015

1,522

2016

Jan --- Sep Filings

	2015	2016	% Change	Trending
Civil	201	177	-11.9%	▼
Criminal	467	869	86.1%	▲
Other	300	476	58.7%	▲
Total	968	1,522	57.2%	▲

	Jan	Feb	Mar	Apr	May	Jun	Jul	Aug	Sep	Oct	Nov	Dec	Thru Sep	% Change	Trending	Total
2015	63	146	141	98	119	115	77	116	93	169	77	101	968			1,315
2016	95	249	115	110	122	306	205	212	108	-	-	-	1,522	57.2%	▲	1,522

		Jan	Feb	Mar	Apr	May	Jun	Jul	Aug	Sep	Oct	Nov	Dec	Thru Sep	% Change	Trending	Total
Capital Murder	2016	-	-	-	-	-	-	-	1	-	-	-	-	1			1
Contested Divorce	2015	4	1	1	1	1	4	4	3	1	1	2	3	20			26
	2016	2	5	4	2	5	1	2	1	1	-	-	-	23	15.0%	▲	23
Domestic and Family - Level 1	2015	1	6	-	-	2	1	2	-	1	2	1	-	13			16
	2016	-	4	-	-	1	2	1	1	-	-	-	-	9	-30.8%	▼	9
Domestic and Family - Level 2	2015	-	1	-	3	1	1	-	-	-	-	-	1	6			7
	2016	-	-	1	2	-	1	-	-	-	-	-	-	4	-33.3%	▼	4
General Civil - Level 1	2015	1	-	-	1	-	-	-	-	-	-	-	-	2			2
General Civil - Level 2	2015	4	1	1	2	-	2	1	1	1	2	-	1	13			16
	2016	-	1	-	-	1	1	3	-	-	-	-	-	6	-53.8%	▼	6
General Civil - Level 3	2015	5	2	1	2	-	3	3	2	4	1	2	3	22			28
	2016	2	6	2	3	3	1	-	1	3	-	-	-	21	-4.5%	▼	21
Miscellaneous	2015	10	64	56	31	44	54	9	85	15	48	36	36	368			488
	2016	36	127	52	34	53	53	74	65	43	-	-	-	537	45.9%	▲	537
Misdemeanor	2015	5	11	33	20	18	11	14	7	17	29	9	11	136			185
	2016	9	25	22	13	11	15	8	31	4	-	-	-	138	1.5%	▲	138
Non-Capital Felonies and Related Matters	2015	16	45	41	14	36	33	16	15	48	47	9	38	264			358
	2016	35	66	28	33	43	229	108	86	52	-	-	-	680	157.6%	▲	680
Other	2016	-	-	-	-	-	-	2	-	-	-	-	-	2			2
Other Criminally Related Matters	2015	11	8	-	10	14	-	23	1	-	30	9	2	67			108
	2016	2	11	-	17	1	-	1	18	-	-	-	-	50	-25.4%	▼	50
Probates/Wills and Trusts - Lev	2015	-	-	-	-	-	-	-	-	-	-	1	-	0			1
Probates/Wills and Trusts - Level 2	2015	-	-	-	2	-	-	1	-	-	2	-	1	3	0.0%	↔	6
	2016	-	-	1	-	1	-	3	1	3	-	-	-	9	200.0%	▲	9
Protective Orders	2015	-	-	-	1	-	-	-	-	-	-	-	-	1			1
Uncontested Divorce	2015	6	7	8	11	3	6	4	2	6	7	8	5	53			73
	2016	9	4	5	6	3	3	3	7	2	-	-	-	42	-20.8%	▼	42

Court: Martinsville Circuit

Start/End Date: Jan-15 / Sep-16

2015 Average Month: 146

Jan-Sep 2015: 1,352

Filings Trending: ▼

Circuit/Court ID: 21

221690


Type of Case: Filings

2016 Average Month:126

Jan-Sep 2016 : 1,134

Overall AVG. Month: 138

Monthly Summary



Jan 15-Sep 16

Totals

	2015	2016
Civil	268	126
Criminal	1,258	826
Other	228	182
Total	1,754	1,134

Jan --- Sep Filings

1,352

2015

1,134

2016

Jan --- Sep Filings

	2015	2016	% Change	Trending
Civil	204	126	-38.2%	▼
Criminal	970	826	-14.8%	▼
Other	178	182	2.2%	▲
Total	1,352	1,134	-16.1%	▼

	Jan	Feb	Mar	Apr	May	Jun	Jul	Aug	Sep	Oct	Nov	Dec	Thru Sep	% Change	Trending	Total
2015	130	116	117	172	223	131	256	102	105	136	181	85	1,352			1,754
2016	75	279	109	78	155	74	153	116	95	-	-	-	1,134	-16.1%	▼	1,134

		Jan	Feb	Mar	Apr	May	Jun	Jul	Aug	Sep	Oct	Nov	Dec	Thru Sep	% Change	Trending	Total
Administrative Law	2015	-	-	-	-	-	-	1	-	-	-	-	-	1			1
	2016	-	-	-	-	-	-	-	1	-	-	-	-	1	0.0%	↔	1
Contested Divorce	2015	1	2	1	4	3	2	3	2	-	4	1	-	18			23
	2016	1	1	3	1	-	-	2	-	1	-	-	-	9	-50.0%	▼	9
Domestic and Family - Level 1	2015	-	1	2	1	-	6	-	-	-	8	-	4	10			22
	2016	-	-	-	-	3	-	-	4	-	-	-	-	7	-30.0%	▼	7
Domestic and Family - Level 2	2015	-	1	-	-	-	-	-	-	-	2	1	-	1			4
	2016	5	1	-	-	-	-	1	-	-	-	-	-	7	600.0%	▲	7
General Civil - Level 1	2015	3	-	2	-	1	-	1	-	1	-	-	-	8			8
	2016	-	-	-	-	-	-	-	1	-	-	-	-	1	-87.5%	▼	1
General Civil - Level 2	2015	3	2	1	5	-	2	1	3	7	1	1	2	24			28
	2016	1	2	1	2	1	1	4	2	1	-	-	-	15	-37.5%	▼	15
General Civil - Level 3	2015	1	1	1	-	1	-	1	-	-	4	-	2	5			11
	2016	1	2	-	2	1	1	1	1	2	-	-	-	11	120.0%	▲	11
Miscellaneous	2015	15	11	15	9	11	16	25	19	13	18	14	16	134			182
	2016	15	10	25	10	15	11	12	18	13	-	-	-	129	-3.7%	▼	129
Misdemeanor	2015	23	12	17	27	22	18	100	29	19	27	40	15	267			349
	2016	9	28	16	9	18	7	16	31	16	-	-	-	150	-43.8%	▼	150
Non-Capital Felonies and Related Matters	2015	55	67	32	83	167	67	96	29	48	52	110	35	644			841
	2016	26	208	49	34	105	42	103	47	45	-	-	-	659	2.3%	▲	659
Other	2015	18	8	15	21	9	11	10	14	9	10	9	7	115			141
	2016	11	16	5	15	6	7	10	12	5	-	-	-	87	-24.3%	▼	87
Other Criminally Related Matters	2015	8	4	19	11	3	3	5	2	5	2	4	3	60			69
	2016	1	6	5	2	-	1	1	-	2	-	-	-	18	-70.0%	▼	18
Probates/Wills and Trusts - Level 2	2015	1	-	-	1	1	2	2	-	1	-	-	-	8			8
	2016	1	2	1	-	1	1	-	-	1	-	-	-	7	-12.5%	▼	7
Uncontested Divorce	2015	2	7	12	10	5	4	11	4	2	8	1	1	57			67
	2016	4	3	4	3	5	3	3	-	8	-	-	-	33	-42.1%	▼	33

Court: Franklin County Circuit

Start/End Date: Jan-15 / Sep-16

2015 Average Month: 315

Jan-Sep 2015: 2,794

Filings Trending: ▲

Circuit/Court ID: 22

222067


Type of Case: Filings

2016 Average Month:334

Jan-Sep 2016 : 3,003

Overall AVG. Month: 323

Monthly Summary



Jan 15-Sep 16

Totals

	2015	2016
Civil	822	526
Criminal	1,861	1,460
Other	1,096	1,017
Total	3,779	3,003

Jan --- Sep Filings

2,794

3,003

2015

2016

Jan --- Sep Filings

	2015	2016	% Change	Trending
Civil	622	526	-15.4%	▼
Criminal	1,435	1,460	1.7%	▲
Other	737	1,017	38.0%	▲
Total	2,794	3,003	7.5%	▲

	Jan	Feb	Mar	Apr	May	Jun	Jul	Aug	Sep	Oct	Nov	Dec	Thru Sep	% Change	Trending	Total
2015	286	219	418	308	355	272	238	326	372	260	337	388	2,794			3,779
2016	353	339	579	299	235	322	255	339	282	-	-	-	3,003	7.5%	▲	3,003

		Jan	Feb	Mar	Apr	May	Jun	Jul	Aug	Sep	Oct	Nov	Dec	Thru Sep	% Change	Trending	Total
Administrative Law	2015	-	-	2	-	-	-	-	-	-	-	-	-	2			2
	2016	-	-	-	-	-	-	-	1	-	-	-	-	1	-50.0%	▼	1
Capital Murder	2015	-	2	-	-	-	-	-	-	-	-	-	-	2			2
	2016	8	9	7	8	5	10	5	5	5	6	6	2	62	-4.8%	▼	76
Contested Divorce	2015	7	10	10	8	5	5	3	6	5	-	-	-	59			59
	2016	12	10	13	8	6	10	5	17	15	8	5	32	96	-24.0%	▼	141
Domestic and Family - Level 1	2015	2	5	4	22	5	7	11	7	10	-	-	-	73			73
	2016	1	-	2	3	4	1	2	3	-	3	2	-	16			21
Domestic and Family - Level 2	2015	3	5	2	4	-	2	1	8	-	-	-	-	25	56.3%	▲	25
	2016	-	-	1	-	1	-	-	-	-	-	-	-	4	-50.0%	▼	5
General Civil - Level 1	2015	-	-	1	-	1	-	1	-	1	-	1	-	2			2
	2016	5	9	5	6	11	11	5	12	6	6	8	8	70	-1.4%	▼	92
General Civil - Level 2	2015	5	3	7	12	10	11	7	3	11	-	-	-	69			69
	2016	2	5	3	4	9	8	12	11	14	5	7	15	68	-48.5%	▼	35
General Civil - Level 3	2015	1	3	3	5	6	1	4	6	6	-	-	-	35			35
	2016	102	84	109	107	81	65	89	113	135	104	98	199	885	29.6%	▲	1,286
Miscellaneous	2015	182	174	143	82	82	105	116	136	127	-	-	-	1,147			1,147
	2016	33	30	91	51	74	19	35	45	50	30	41	42	428	10.3%	▲	541
Misdemeanor	2015	53	44	97	73	44	44	30	49	38	-	-	-	472			472
	2016	112	56	153	100	140	133	62	96	119	76	148	66	971	-3.7%	▼	1,261
Non-Capital Felonies and Related Matters	2015	80	78	295	71	65	125	62	94	65	-	-	-	935			935
	2016	-	-	1	2	2	1	-	-	1	1	1	-	7	-28.6%	▼	9
Other	2015	1	-	-	1	-	-	-	3	-	-	-	-	5			5
	2016	1	3	5	1	3	1	10	7	4	8	5	10	35	54.3%	▲	58
Other Criminally Related Matters	2015	5	4	2	7	5	8	8	9	6	-	-	-	54			54
	2016	-	-	-	1	1	1	-	-	-	-	-	-	3	-33.3%	▼	3
Probates/Wills and Trusts - Level 1	2015	-	-	-	-	-	-	-	1	1	-	-	-	2			2
	2016	-	-	3	1	-	1	1	1	2	2	1	1	9	22.2%	▲	13
Probates/Wills and Trusts - Level 2	2015	3	1	-	2	1	-	-	2	2	-	-	-	11			11
	2016	-	-	-	-	-	-	1	1	-	-	-	-	2			2
Protective Orders	2015	10	11	23	16	18	11	11	16	20	11	14	13	136			174
	2016	11	12	15	12	11	14	12	13	11	-	-	-	111	-18.4%	▼	111

Court: Pittsylvania Circuit

Start/End Date: Jan-15 / Sep-16

2015 Average Month: 311

Jan-Sep 2015: 2,710

Filings Trending: ▲

Circuit/Court ID: 22

222143


Type of Case: Filings

2016 Average Month:386

Jan-Sep 2016 : 3,475

Overall AVG. Month: 343

Monthly Summary




Jan 15-Sep 16

Totals

	2015	2016
Civil	696	549
Criminal	1,342	1,119
Other	1,695	1,807
Total	3,733	3,475

Jan --- Sep Filings



20152016

Jan --- Sep Filings

	2015	2016	% Change	Trending
Civil	560	549	-2.0%	▼
Criminal	989	1,119	13.1%	▲
Other	1,161	1,807	55.6%	▲
Total	2,710	3,475	28.2%	▲

	Jan	Feb	Mar	Apr	May	Jun	Jul	Aug	Sep	Oct	Nov	Dec	Thru Sep	% Change	Trending	Total
2015	233	355	317	344	203	263	267	338	390	342	319	362	2,710			3,733
2016	423	561	490	371	305	370	236	449	270	-	-	-	3,475	28.2%	▲	3,475

		Jan	Feb	Mar	Apr	May	Jun	Jul	Aug	Sep	Oct	Nov	Dec	Thru Sep	% Change	Trending	Total
Administrative Law	2015	-	-	-	-	1	-	-	1	-	1	-	-	2			3
	2016	-	-	-	-	1	-	1	1	-	-	-	-	3	50.0%	▲	3
Capital Murder	2015	-	-	-	-	-	-	-	-	-	-	-	1	0			1
	2016	-	-	-	-	1	1	-	-	-	-	-	-	2	0.0%	↔	2
Contested Divorce	2015	3	5	6	7	5	5	7	10	9	6	3	4	57			70
	2016	1	8	7	3	4	7	5	11	7	-	-	-	53	-7.0%	▼	53
Domestic and Family - Level 1	2015	2	5	17	2	1	6	5	14	29	9	10	1	81			101
	2016	6	35	23	6	18	2	13	10	3	-	-	-	116	43.2%	▲	116
Domestic and Family - Level 2	2015	1	1	-	2	-	-	4	3	1	9	4	1	12			26
	2016	2	2	1	1	-	1	4	6	2	-	-	-	19	58.3%	▲	19
General Civil - Level 1	2015	-	2	1	-	-	-	-	-	1	2	-	1	4			7
	2016	-	-	-	-	-	-	-	-	1	-	-	-	1	-75.0%	▼	1
General Civil - Level 2	2015	4	11	4	7	5	5	5	3	7	4	1	6	51			62
	2016	-	5	8	4	6	6	1	5	6	-	-	-	41	-19.6%	▼	41
General Civil - Level 3	2015	-	19	7	2	2	8	10	8	8	4	2	3	64			73
	2016	4	3	4	6	4	3	4	2	2	-	-	-	32	-50.0%	▼	32
Miscellaneous	2015	111	103	137	102	90	93	113	134	167	151	137	218	1,050			1,556
	2016	269	321	244	156	141	120	128	178	122	-	-	-	1,679	59.9%	▲	1,679
Misdemeanor	2015	13	42	18	48	16	31	19	33	31	39	27	22	251			339
	2016	30	29	27	28	29	23	9	25	33	-	-	-	233	-7.2%	▼	233
Non-Capital Felonies and Related Matters	2015	53	103	79	124	34	69	58	79	95	79	97	70	694			940
	2016	44	97	118	131	55	172	25	149	51	-	-	-	842	21.3%	▲	842
Other	2015	28	40	28	31	23	31	24	26	26	24	18	24	257			323
	2016	50	43	27	25	28	26	19	30	22	-	-	-	270	5.1%	▲	270
Other Criminally Related Matters	2015	8	3	6	5	10	1	5	6	2	6	8	4	46			64
	2016	7	7	9	2	5	2	3	8	4	-	-	-	47	2.2%	▲	47
Probates/Wills and Trusts - Level 1	2015	-	-	-	-	-	-	-	-	1	-	-	-	1			1
	2016	-	-	-	-	-	-	-	-	1	-	-	-	1	0.0%	↔	1
Probates/Wills and Trusts - Level 2	2015	-	1	4	1	1	2	1	2	-	2	-	2	12			16
	2016	-	2	1	1	2	2	3	3	-	-	-	-	14	16.7%	▲	14
Uncontested Divorce	2015	10	20	10	13	15	12	16	19	13	6	12	5	128			151
	2016	10	9	21	8	11	5	21	21	16	-	-	-	122	-4.7%	▼	122

Court: Danville Circuit

Start/End Date: Jan-15 / Sep-16

2015 Average Month: 331

Jan-Sep 2015: 2,903

Filings Trending: ▲

Circuit/Court ID: 22

222590


Type of Case: Filings

2016 Average Month:391

Jan-Sep 2016 : 3,516

Overall AVG. Month: 357

Monthly Summary




Jan 15-Sep 16

Totals

	2015	2016
Civil	641	536
Criminal	2,926	2,426
Other	406	554
Total	3,973	3,516

Jan --- Sep Filings



20152016

Jan --- Sep Filings

	2015	2016	% Change	Trending
Civil	477	536	12.4%	▲
Criminal	2,132	2,426	13.8%	▲
Other	294	554	88.4%	▲
Total	2,903	3,516	21.1%	▲

	Jan	Feb	Mar	Apr	May	Jun	Jul	Aug	Sep	Oct	Nov	Dec	Thru Sep	% Change	Trending	Total
2015	232	264	376	405	259	366	273	507	221	400	340	330	2,903			3,973
2016	413	427	445	369	277	448	258	551	328	-	-	-	3,516	21.1%	▲	3,516

		Jan	Feb	Mar	Apr	May	Jun	Jul	Aug	Sep	Oct	Nov	Dec	Thru Sep	% Change	Trending	Total
Administrative Law	2015	-	-	-	-	-	-	-	1	1	-	-	4	2			6
	2016	5	8	2	3	-	2	5	6	5	-	-	-	36	1,700.0%	▲	36
Contested Divorce	2015	3	5	3	3	2	-	6	3	5	3	1	1	30			35
	2016	2	2	4	-	3	4	4	4	3	-	-	-	26	-13.3%	▼	26
Domestic and Family - Level 1	2015	5	5	5	10	8	8	5	20	5	10	9	8	71			98
	2016	14	10	17	3	6	7	5	7	9	-	-	-	78	9.9%	▲	78
Domestic and Family - Level 2	2015	3	1	4	3	9	6	3	8	5	5	7	4	42			58
	2016	5	4	3	4	-	3	4	14	6	-	-	-	43	2.4%	▲	43
General Civil - Level 1	2015	-	-	-	1	1	-	-	-	-	-	1	1	2			4
	2016	2	-	-	2	2	-	-	1	1	-	-	-	8	300.0%	▲	8
General Civil - Level 2	2015	3	5	3	5	3	8	6	6	3	11	5	10	42			68
	2016	4	1	7	10	3	4	11	4	7	-	-	-	51	21.4%	▲	51
General Civil - Level 3	2015	10	7	2	1	6	5	8	10	7	7	5	5	56			73
	2016	2	7	11	3	12	13	7	3	7	-	-	-	65	16.1%	▲	65
Miscellaneous	2015	40	52	58	45	35	40	49	41	57	62	42	56	417			577
	2016	72	91	161	64	72	51	44	76	66	-	-	-	697	67.1%	▲	697
Misdemeanor	2015	41	85	58	140	34	160	54	115	36	109	110	126	723			1,068
	2016	50	126	58	102	48	117	35	133	64	-	-	-	733	1.4%	▲	733
Non-Capital Felonies and Related Matters	2015	111	92	217	172	148	121	121	278	91	181	146	106	1,351			1,784
	2016	249	160	167	158	112	223	132	278	133	-	-	-	1,612	19.3%	▲	1,612
Other	2015	-	-	-	-	-	-	-	1	-	-	-	3	1			4
	2016	-	-	-	-	1	-	1	3	1	-	-	-	6	500.0%	▲	6
Other Criminally Related Matters	2015	6	2	8	10	1	7	7	16	4	4	8	4	61			77
	2016	4	9	6	6	10	12	6	11	18	-	-	-	82	34.4%	▲	82
Probates/Wills and Trusts - Level 1	2015	-	-	-	-	1	-	-	-	-	-	-	-	1			1
	2016	-	-	-	2	-	-	-	-	-	-	-	-	2	100.0%	▲	2
Probates/Wills and Trusts - Level 2	2015	2	-	3	1	3	-	2	-	1	1	-	2	12			15
	2016	-	-	-	1	-	2	-	-	1	-	-	-	4	-66.7%	▼	4
Protective Orders	2015	1	-	-	-	-	1	2	-	1	1	-	-	5			6
	2016	2	1	-	-	-	-	-	-	-	-	-	-	3	-40.0%	▼	3
Uncontested Divorce	2015	7	10	15	14	8	10	10	8	5	6	6	-	87			99
	2016	2	8	9	11	8	10	4	11	7	-	-	-	70	-19.5%	▼	70

Court: Roanoke County Circuit

Start/End Date: Jan-15 / Sep-16

2015 Average Month: 383

Jan-Sep 2015: 3,311

Filings Trending: ▲

Circuit/Court ID: 23

223161


Type of Case: Filings

2016 Average Month:422

Jan-Sep 2016 : 3,802

Overall AVG. Month: 400

Monthly Summary



Jan 15-Sep 16

Totals

	2015	2016
Civil	1,081	823
Criminal	1,791	1,453
Other	1,729	1,526
Total	4,601	3,802

Jan --- Sep Filings

3,311

2015

3,802

2016

Jan --- Sep Filings

	2015	2016	% Change	Trending
Civil	856	823	-3.9%	▼
Criminal	1,347	1,453	7.9%	▲
Other	1,108	1,526	37.7%	▲
Total	3,311	3,802	14.8%	▲

	Jan	Feb	Mar	Apr	May	Jun	Jul	Aug	Sep	Oct	Nov	Dec	Thru Sep	% Change	Trending	Total
2015	365	321	327	385	342	378	400	429	364	387	374	529	3,311			4,601
2016	420	529	461	362	383	374	394	514	365	-	-	-	3,802	14.8%	▲	3,802

		Jan	Feb	Mar	Apr	May	Jun	Jul	Aug	Sep	Oct	Nov	Dec	Thru Sep	% Change	Trending	Total
Administrative Law	2015	-	1	1	-	-	1	1	1	2	-	-	-	7			7
	2016	2	-	-	2	-	-	2	-	1	-	-	-	7	0.0%	↔	7
Contested Divorce	2015	12	10	14	8	12	7	9	13	12	8	10	7	97			122
	2016	7	15	10	9	10	14	14	5	6	-	-	-	90	-7.2%	▼	90
Domestic and Family - Level 1	2015	9	3	26	15	13	5	5	6	21	12	3	5	103			123
	2016	8	15	8	3	10	5	5	19	3	-	-	-	76	-26.2%	▼	76
Domestic and Family - Level 2	2015	3	3	7	7	5	8	2	2	1	4	4	2	38			48
	2016	-	2	5	1	4	4	2	3	3	-	-	-	24	-36.8%	▼	24
General Civil - Level 1	2015	-	1	-	-	-	1	1	3	1	2	-	-	7			9
	2016	-	-	-	-	1	-	-	-	1	-	-	-	2	-71.4%	▼	2
General Civil - Level 2	2015	12	10	16	11	16	11	10	12	12	6	7	11	110			134
	2016	9	6	9	12	14	9	12	7	4	-	-	-	82	-25.5%	▼	82
General Civil - Level 3	2015	15	7	4	3	6	6	9	6	7	7	6	4	63			80
	2016	2	18	4	3	-	5	6	5	6	-	-	-	49	-22.2%	▼	49
Miscellaneous	2015	186	137	135	136	122	103	170	145	163	171	163	340	1,297			1,971
	2016	264	231	222	157	131	176	186	226	180	-	-	-	1,773	36.7%	▲	1,773
Misdemeanor	2015	9	17	19	43	35	45	29	49	30	21	51	39	276			387
	2016	21	54	46	34	48	23	37	33	24	-	-	-	320	15.9%	▲	320
Non-Capital Felonies and Related Matters	2015	86	104	65	131	86	140	119	160	83	126	92	90	974			1,282
	2016	83	149	117	93	136	103	105	175	94	-	-	-	1,055	8.3%	▲	1,055
Other	2015	1	1	-	-	-	2	2	-	-	1	1	1	6			9
	2016	-	3	-	1	3	1	1	1	-	-	-	-	10	66.7%	▲	10
Other Criminally Related Matters	2015	4	4	9	9	15	18	17	13	10	8	13	4	99			124
	2016	7	12	9	13	8	3	7	10	12	-	-	-	81	-18.2%	▼	81
Probates/Wills and Trusts - Level 1	2015	2	-	-	1	1	-	-	-	-	-	-	1	4			5
	2016	1	1	-	-	-	-	-	1	-	-	-	-	3	-25.0%	▼	3
Probates/Wills and Trusts - Level 2	2015	9	6	7	2	13	1	3	4	4	3	2	8	49			62
	2016	4	3	3	6	1	4	-	9	6	-	-	-	36	-26.5%	▼	36
Protective Orders	2015	-	-	-	-	-	-	1	-	-	-	-	-	1			1
Uncontested Divorce	2015	17	17	24	19	18	30	22	15	18	18	22	17	180			237
	2016	12	20	28	28	17	27	17	20	25	-	-	-	194	7.8%	▲	194

Court: Roanoke Circuit

Start/End Date: Jan-15 / Sep-16

2015 Average Month: 424

Jan-Sep 2015: 3,844

Filings Trending: ▲

Circuit/Court ID: 23

223770


Type of Case: Filings

2016 Average Month:451

Jan-Sep 2016 : 4,062

Overall AVG. Month: 436

Monthly Summary




Jan 15-Sep 16

Totals

	2015	2016
Civil	1,690	1,383
Criminal	2,394	1,877
Other	1,005	802
Total	5,089	4,062

Jan --- Sep Filings



20152016

Jan --- Sep Filings

	2015	2016	% Change	Trending
Civil	1,310	1,383	5.6%	▲
Criminal	1,835	1,877	2.3%	▲
Other	699	802	14.7%	▲
Total	3,844	4,062	5.7%	▲

	Jan	Feb	Mar	Apr	May	Jun	Jul	Aug	Sep	Oct	Nov	Dec	Thru Sep	% Change	Trending	Total
2015	418	402	452	411	384	434	466	395	482	448	322	475	3,844			5,089
2016	428	469	547	376	395	442	505	446	454	-	-	-	4,062	5.7%	▲	4,062

		Jan	Feb	Mar	Apr	May	Jun	Jul	Aug	Sep	Oct	Nov	Dec	Thru Sep	% Change	Trending	Total
Administrative Law	2015	-	-	1	1	1	-	2	-	-	1	-	3	5			9
	2016	2	-	1	-	-	-	-	-	-	-	-	-	3	-40.0%	▼	3
Contested Divorce	2015	8	7	15	12	8	10	17	4	11	16	10	7	92			125
	2016	12	9	10	17	18	4	17	12	16	-	-	-	115	25.0%	▲	115
Domestic and Family - Level 1	2015	2	11	10	26	11	18	11	5	45	24	6	25	139			194
	2016	6	8	8	20	15	36	53	24	25	-	-	-	195	40.3%	▲	195
Domestic and Family - Level 2	2015	6	2	4	2	4	3	1	2	2	2	2	2	26			32
	2016	2	3	6	3	1	5	3	1	3	-	-	-	27	3.8%	▲	27
General Civil - Level 1	2015	5	6	5	5	6	3	2	1	3	8	2	3	36			49
	2016	12	6	9	1	7	7	7	3	5	-	-	-	57	58.3%	▲	57
General Civil - Level 2	2015	29	12	21	13	24	26	26	19	17	26	19	25	187			257
	2016	22	18	31	13	25	21	23	16	17	-	-	-	186	-0.5%	▼	186
General Civil - Level 3	2015	6	7	5	8	14	4	12	11	10	7	17	11	77			112
	2016	12	9	11	5	10	18	13	21	13	-	-	-	112	45.5%	▲	112
Miscellaneous	2015	130	128	122	122	116	84	119	113	145	132	99	177	1,079			1,487
	2016	154	152	183	119	102	94	129	135	115	-	-	-	1,183	9.6%	▲	1,183
Misdemeanor	2015	30	27	21	26	22	45	29	21	26	32	25	25	247			329
	2016	22	29	28	18	22	29	28	35	42	-	-	-	253	2.4%	▲	253
Non-Capital Felonies and Related Matters	2015	150	162	191	147	125	173	161	163	165	165	109	164	1,437			1,875
	2016	135	182	223	117	151	179	179	150	175	-	-	-	1,491	3.8%	▲	1,491
Other	2015	5	2	3	-	5	5	29	3	1	2	4	1	53			60
	2016	-	2	2	1	2	3	5	1	2	-	-	-	18	-66.0%	▼	18
Other Criminally Related Matters	2015	19	9	11	18	16	23	18	15	24	10	13	16	153			192
	2016	17	15	8	26	9	19	19	9	15	-	-	-	137	-10.5%	▼	137
Probates/Wills and Trusts - Level 1	2015	-	1	-	1	-	1	1	-	1	-	-	-	5			5
	2016	1	-	-	1	-	-	-	1	-	-	-	-	3	-40.0%	▼	3
Probates/Wills and Trusts - Level 2	2015	1	7	1	3	4	4	3	2	3	2	1	1	28			32
	2016	1	9	3	3	5	4	3	3	7	-	-	-	38	35.7%	▲	38
Uncontested Divorce	2015	27	21	42	27	28	35	35	36	29	21	15	15	280			331
	2016	30	27	24	32	28	23	26	35	19	-	-	-	244	-12.9%	▼	244

Court: Salem Circuit

Start/End Date: Jan-15 / Sep-16

2015 Average Month: 117

Jan-Sep 2015: 1,053

Filings Trending: ▲

Circuit/Court ID: 23

223775


Type of Case: Filings

2016 Average Month: 147

Jan-Sep 2016 : 1,327

Overall AVG. Month: 130

Monthly Summary

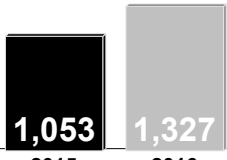


Jan 15-Sep 16

Totals

	2015	2016
Civil	338	270
Criminal	681	739
Other	380	318
Total	1,399	1,327

Jan --- Sep Filings



20152016

Jan --- Sep Filings

	2015	2016	% Change	Trending
Civil	273	270	-1.1%	▼
Criminal	538	739	37.4%	▲
Other	242	318	31.4%	▲
Total	1,053	1,327	26.0%	▲

	Jan	Feb	Mar	Apr	May	Jun	Jul	Aug	Sep	Oct	Nov	Dec	Thru Sep	% Change	Trending	Total
2015	76	122	118	118	115	136	115	138	115	111	115	120	1,053			1,399
2016	156	143	162	145	150	99	136	165	171	-	-	-	1,327	26.0%	▲	1,327

		Jan	Feb	Mar	Apr	May	Jun	Jul	Aug	Sep	Oct	Nov	Dec	Thru Sep	% Change	Trending	Total
Contested Divorce	2015	4	6	2	5	1	10	4	10	5	1	2	4	47			54
	2016	5	3	6	6	5	-	7	6	1	-	-	-	39	-17.0%	▼	39
Domestic and Family - Level 1	2015	-	-	-	-	1	-	-	-	-	-	-	-	1			1
	2016	-	1	4	2	1	-	-	-	-	-	2	-	8			10
Domestic and Family - Level 2	2015	-	-	-	-	-	-	-	-	-	-	-	-	9	12.5%	▲	9
	2016	-	-	2	1	3	3	-	-	-	-	-	-	9			9
General Civil - Level 1	2015	1	-	1	1	1	-	2	-	-	-	-	1	6			7
	2016	-	1	-	-	-	-	-	-	2	-	-	-	3	-50.0%	▼	3
General Civil - Level 2	2015	3	6	2	8	1	8	5	6	11	7	4	6	50			67
	2016	1	5	7	6	4	7	5	2	16	-	-	-	53	6.0%	▲	53
General Civil - Level 3	2015	2	1	2	3	2	1	1	-	3	-	2	1	15			18
	2016	1	-	4	-	-	2	2	-	8	-	-	-	17	13.3%	▲	17
Miscellaneous	2015	41	42	48	42	23	21	20	40	45	45	49	68	322			484
	2016	58	51	53	52	24	32	40	57	30	-	-	-	397	23.3%	▲	397
Misdemeanor	2015	1	6	10	9	14	9	2	7	3	9	6	4	61			80
	2016	9	8	5	5	34	3	6	8	17	-	-	-	95	55.7%	▲	95
Non-Capital Felonies and Related Matters	2015	19	49	41	40	63	78	68	62	39	44	41	31	459			575
	2016	69	62	73	66	71	43	68	78	88	-	-	-	618	34.6%	▲	618
Other Criminally Related Matters	2015	3	2	-	1	2	2	2	7	1	2	5	1	20			28
	2016	4	3	3	1	4	2	4	4	2	-	-	-	27	35.0%	▲	27
Probates/Wills and Trusts - Level 2	2015	-	1	2	1	2	1	1	-	1	-	-	1	9			10
	2016	2	2	3	1	1	-	-	1	1	-	-	-	11	22.2%	▲	11
Uncontested Divorce	2015	2	8	6	6	4	6	10	6	7	3	4	3	55			65
	2016	7	8	6	7	4	7	4	9	6	-	-	-	58	5.5%	▲	58

Court: Amherst Circuit

Start/End Date: Jan-15 / Sep-16

2015 Average Month: 172

Jan-Sep 2015: 1,401

Filings Trending: ▲

Circuit/Court ID: 24

224009


Type of Case: Filings

2016 Average Month:169

Jan-Sep 2016 : 1,518

Overall AVG. Month: 170

Monthly Summary



Jan 15-Sep 16

Totals

	2015	2016
Civil	329	264
Criminal	900	547
Other	831	707
Total	2,060	1,518

Jan --- Sep Filings

1,401

2015

1,518

2016

Jan --- Sep Filings

	2015	2016	% Change	Trending
Civil	251	264	5.2%	▲
Criminal	561	547	-2.5%	▼
Other	589	707	20.0%	▲
Total	1,401	1,518	8.4%	▲

	Jan	Feb	Mar	Apr	May	Jun	Jul	Aug	Sep	Oct	Nov	Dec	Thru Sep	% Change	Trending	Total
2015	133	164	141	227	111	188	154	174	109	298	103	258	1,401			2,060
2016	140	203	156	183	118	190	162	193	173	-	-	-	1,518	8.4%	▲	1,518

		Jan	Feb	Mar	Apr	May	Jun	Jul	Aug	Sep	Oct	Nov	Dec	Thru Sep	% Change	Trending	Total
Administrative Law	2015	-	-	-	-	1	-	-	-	1	-	-	-	2			2
	2016	-	-	-	-	-	-	1	-	2	-	-	-	3	50.0%	▲	3
Contested Divorce	2015	3	-	2	1	-	2	4	2	-	3	-	3	14			20
	2016	2	1	3	5	-	1	3	3	2	-	-	-	20	42.9%	▲	20
Domestic and Family - Level 1	2015	-	-	-	-	-	-	-	-	3	5	6	-	3			14
	2016	5	9	5	9	6	5	5	1	5	-	-	-	50	1,566.7%	▲	50
Domestic and Family - Level 2	2015	1	1	-	2	3	-	-	-	-	-	-	-	7			7
	2016	-	-	3	1	1	-	-	-	-	-	-	-	5	-28.6%	▼	5
General Civil - Level 1	2015	1	-	-	-	1	-	-	1	-	-	-	1	3			4
General Civil - Level 2	2015	2	4	8	6	6	4	6	5	5	5	5	2	46			58
	2016	1	4	2	6	-	4	3	6	3	-	-	-	29	-37.0%	▼	29
General Civil - Level 3	2015	7	2	2	3	1	-	-	1	2	2	1	-	18			21
	2016	5	1	1	8	1	-	-	3	-	-	-	-	19	5.6%	▲	19
Miscellaneous	2015	55	52	78	59	40	47	66	54	46	55	47	121	497			720
	2016	88	106	85	47	53	47	68	54	70	-	-	-	618	24.3%	▲	618
Misdemeanor	2015	8	12	6	32	6	29	15	24	5	23	4	28	137			192
	2016	4	15	9	29	5	35	12	25	14	-	-	-	148	8.0%	▲	148
Non-Capital Felonies and Related Matters	2015	30	62	14	93	18	71	23	59	31	186	18	73	401			678
	2016	1	46	19	51	14	67	41	59	35	-	-	-	333	-17.0%	▼	333
Other	2015	16	19	21	18	21	24	28	20	9	11	17	19	176			223
	2016	29	14	17	20	24	21	19	19	18	-	-	-	181	2.8%	▲	181
Other Criminally Related Matters	2015	1	3	1	4	2	4	4	2	2	2	2	3	23			30
	2016	2	3	6	4	10	6	1	18	16	-	-	-	66	187.0%	▲	66
Probates/Wills and Trusts - Lev	2015	-	1	-	1	-	-	1	-	-	-	-	-	3			3
Probates/Wills and Trusts - Lev	2015	5	1	2	-	1	-	1	-	-	-	-	-	10			10
Uncontested Divorce	2015	4	7	7	8	11	7	6	6	5	6	3	8	61			78
	2016	3	4	6	3	4	4	9	5	8	-	-	-	46	-24.6%	▼	46

Court: Bedford Circuit

Start/End Date: Jan-15 / Sep-16

2015 Average Month: 315

Jan-Sep 2015: 2,601

Filings Trending: ▲

Circuit/Court ID: 24

224019


Type of Case: Filings

2016 Average Month:378

Jan-Sep 2016 : 3,405

Overall AVG. Month: 342

Monthly Summary



Jan 15-Sep 16

Totals

	2015	2016
Civil	833	702
Criminal	836	805
Other	2,111	1,898
Total	3,780	3,405

Jan --- Sep Filings

2,601

2015

3,405

2016

Jan --- Sep Filings

	2015	2016	% Change	Trending
Civil	661	702	6.2%	▲
Criminal	636	805	26.6%	▲
Other	1,304	1,898	45.6%	▲
Total	2,601	3,405	30.9%	▲

	Jan	Feb	Mar	Apr	May	Jun	Jul	Aug	Sep	Oct	Nov	Dec	Thru Sep	% Change	Trending	Total
2015	252	278	298	274	265	286	283	302	363	330	277	572	2,601			3,780
2016	461	499	412	342	291	354	338	324	384	-	-	-	3,405	30.9%	▲	3,405

		Jan	Feb	Mar	Apr	May	Jun	Jul	Aug	Sep	Oct	Nov	Dec	Thru Sep	% Change	Trending	Total
Administrative Law	2016	-	-	1	-	-	-	-	1	2	-	-	-	4			4
Contested Divorce	2015	7	11	13	6	11	9	5	4	8	5	8	6	74			93
	2016	5	4	7	17	3	6	10	5	6	-	-	-	63	-14.9%	▼	63
Domestic and Family - Level 1	2015	8	6	11	6	3	9	13	10	9	4	3	11	75			93
	2016	2	20	12	14	9	13	11	1	8	-	-	-	90	20.0%	▲	90
Domestic and Family - Level 2	2015	1	4	4	3	6	5	5	6	3	8	6	2	37			53
	2016	3	6	5	1	3	5	4	12	6	-	-	-	45	21.6%	▲	45
General Civil - Level 1	2015	-	-	1	-	-	1	-	-	-	1	1	-	2			4
General Civil - Level 2	2015	10	8	14	6	11	16	6	14	9	7	4	9	94			114
	2016	7	12	12	12	3	11	10	6	11	-	-	-	84	-10.6%	▼	84
General Civil - Level 3	2015	7	9	4	-	5	2	3	10	6	4	3	2	46			55
	2016	6	5	9	6	5	6	5	3	6	-	-	-	51	10.9%	▲	51
Miscellaneous	2015	143	145	152	161	153	152	151	184	202	203	169	478	1,443			2,293
	2016	349	298	256	181	165	188	201	198	221	-	-	-	2,057	42.6%	▲	2,057
Misdemeanor	2015	9	15	11	8	16	10	16	5	10	29	14	12	100			155
	2016	19	32	21	16	16	16	20	10	29	-	-	-	179	79.0%	▲	179
Non-Capital Felonies and Related Matters	2015	31	48	54	47	35	48	53	41	86	43	30	35	443			551
	2016	39	96	65	53	47	69	39	59	67	-	-	-	534	20.5%	▲	534
Other	2015	-	2	-	1	1	-	1	-	-	2	1	2	5			10
	2016	-	1	1	1	-	-	4	1	1	-	-	-	9	80.0%	▲	9
Other Criminally Related Matters	2015	17	7	6	10	8	12	10	10	14	10	23	5	94			132
	2016	11	5	3	3	14	21	17	8	11	-	-	-	93	-1.1%	▼	93
Probates/Wills and Trusts - Level 1	2015	-	-	-	1	1	-	-	1	-	2	1	-	3			6
	2016	-	-	-	12	-	-	-	2	-	-	-	-	14	366.7%	▲	14
Probates/Wills and Trusts - Level 2	2015	7	4	3	2	1	6	4	5	3	1	4	1	35			41
	2016	3	4	3	6	4	3	4	1	-	-	-	-	28	-20.0%	▼	28
Uncontested Divorce	2015	12	19	25	23	14	16	16	12	13	11	10	9	150			180
	2016	17	16	17	20	22	16	13	17	16	-	-	-	154	2.7%	▲	154

Court: Campbell Circuit

Start/End Date: Jan-15 / Sep-16

2015 Average Month: 260

Jan-Sep 2015: 2,156

Filings Trending: ▲

Circuit/Court ID: 24

224031


Type of Case: Filings

2016 Average Month:281

Jan-Sep 2016 : 2,527

Overall AVG. Month: 269

Monthly Summary



Jan 15-Sep 16

Totals

	2015	2016
Civil	657	545
Criminal	1,148	783
Other	1,320	1,199
Total	3,125	2,527

Jan --- Sep Filings

2,156

2015

2,527

2016

Jan --- Sep Filings

	2015	2016	% Change	Trending
Civil	507	545	7.5%	▲
Criminal	857	783	-8.6%	▼
Other	792	1,199	51.4%	▲
Total	2,156	2,527	17.2%	▲

	Jan	Feb	Mar	Apr	May	Jun	Jul	Aug	Sep	Oct	Nov	Dec	Thru Sep	% Change	Trending	Total
2015	240	241	250	196	237	217	265	229	281	203	284	482	2,156			3,125
2016	311	276	361	219	288	258	289	272	253	-	-	-	2,527	17.2%	▲	2,527

		Jan	Feb	Mar	Apr	May	Jun	Jul	Aug	Sep	Oct	Nov	Dec	Thru Sep	% Change	Trending	Total
Administrative Law	2016	-	-	-	-	-	-	1	1	-	-	-	-	2			2
Contested Divorce	2015	3	9	5	5	6	7	4	3	8	3	6	6	50			65
	2016	3	7	7	9	5	3	2	5	7	-	-	-	48	-4.0%	▼	48
Domestic and Family - Level 1	2015	4	8	1	6	3	7	5	8	1	6	1	12	43			62
	2016	4	2	14	8	3	10	8	9	5	-	-	-	63	46.5%	▲	63
Domestic and Family - Level 2	2015	1	4	3	5	1	5	4	1	1	1	7	-	25			33
	2016	1	-	3	1	3	5	2	1	4	-	-	-	20	-20.0%	▼	20
General Civil - Level 1	2015	-	-	-	1	1	-	-	-	2	1	1	-	4			6
	2016	-	-	2	1	1	1	3	-	-	-	-	-	8	100.0%	▲	8
General Civil - Level 2	2015	14	9	6	13	13	9	10	11	14	3	7	11	99			120
	2016	6	9	3	11	7	7	13	12	11	-	-	-	79	-20.2%	▼	79
General Civil - Level 3	2015	3	3	16	6	4	3	4	3	11	3	6	6	53			68
	2016	12	1	1	15	1	4	5	5	4	-	-	-	48	-9.4%	▼	48
Miscellaneous	2015	104	103	115	82	92	81	90	112	124	112	125	327	903			1,467
	2016	193	190	184	128	110	129	152	107	133	-	-	-	1,326	46.8%	▲	1,326
Misdemeanor	2015	20	23	30	15	23	24	33	27	28	28	35	35	223			321
	2016	22	26	41	12	32	24	21	37	29	-	-	-	244	9.4%	▲	244
Non-Capital Felonies and Related Matters	2015	77	65	48	46	81	57	95	47	69	33	83	70	585			771
	2016	49	25	69	21	112	52	64	74	50	-	-	-	516	-11.8%	▼	516
Other	2015	1	-	2	1	1	-	3	6	-	-	1	2	14			17
	2016	4	2	8	1	1	-	3	1	-	-	-	-	20	42.9%	▲	20
Other Criminally Related Matters	2015	5	2	4	3	3	12	5	6	9	3	1	3	49			56
	2016	1	1	6	2	2	6	2	3	3	-	-	-	26	-46.9%	▼	26
Probates/Wills and Trusts - Level 1	2015	-	-	1	-	-	-	-	-	-	-	1	-	1			2
	2016	1	-	3	-	-	-	-	-	-	-	-	-	4	300.0%	▲	4
Probates/Wills and Trusts - Level 2	2015	-	-	1	-	1	1	3	1	-	1	-	-	7			8
	2016	2	3	5	-	2	2	-	-	-	-	-	-	14	100.0%	▲	14
Protective Orders	2015	-	-	-	-	-	1	-	-	-	-	-	-	1			1
	2016	1	-	-	-	-	-	-	-	-	-	-	-	1	0.0%	↔	1
Uncontested Divorce	2015	8	15	18	13	8	10	9	4	14	9	10	10	99			128
	2016	12	10	15	10	9	15	13	17	7	-	-	-	108	9.1%	▲	108

Court: Nelson Circuit

Start/End Date: Jan-15 / Sep-16

2015 Average Month: 89

Jan-Sep 2015: 851

Filings Trending: ▼

Circuit/Court ID: 24

224125


Type of Case: Filings

2016 Average Month:82

Jan-Sep 2016 : 739

Overall AVG. Month: 86

Monthly Summary



Jan 15-Sep 16

Totals

	2015	2016
Civil	405	194
Criminal	397	327
Other	267	218
Total	1,069	739

Jan --- Sep Filings

851

739

2015

2016

Jan --- Sep Filings

	2015	2016	% Change	Trending
Civil	338	194	-42.6%	▼
Criminal	348	327	-6.0%	▼
Other	165	218	32.1%	▲
Total	851	739	-13.2%	▼

	Jan	Feb	Mar	Apr	May	Jun	Jul	Aug	Sep	Oct	Nov	Dec	Thru Sep	% Change	Trending	Total
2015	137	70	56	71	112	112	97	103	93	65	73	80	851			1,069
2016	79	90	87	68	92	61	64	75	123	-	-	-	739	-13.2%	▼	739

		Jan	Feb	Mar	Apr	May	Jun	Jul	Aug	Sep	Oct	Nov	Dec	Thru Sep	% Change	Trending	Total
Administrative Law	2015	-	-	-	-	-	-	1	-	-	-	-	-	1			1
Contested Divorce	2015	-	2	3	10	4	6	4	2	8	2	6	1	39			48
	2016	1	3	1	2	3	5	2	5	1	-	-	-	23	-41.0%	▼	23
Domestic and Family - Level 1	2015	-	2	-	1	3	1	1	1	-	3	3	1	9			16
	2016	-	-	-	-	1	-	1	1	1	-	-	-	4	-55.6%	▼	4
Domestic and Family - Level 2	2015	-	-	-	1	1	-	-	-	1	-	-	5	3			8
	2016	-	-	2	-	1	-	-	-	1	-	-	-	4	33.3%	▲	4
General Civil - Level 1	2015	-	-	2	-	-	-	-	-	-	-	-	-	2			2
	2016	-	-	1	-	-	-	-	-	-	-	-	-	1	-50.0%	▼	1
General Civil - Level 2	2015	50	3	6	2	3	28	10	29	2	2	3	-	133			138
	2016	1	14	4	2	3	2	2	4	2	-	-	-	34	-74.4%	▼	34
General Civil - Level 3	2015	16	10	-	1	-	3	-	1	2	2	4	-	33			39
	2016	1	2	-	1	1	1	1	2	-	-	-	-	9	-72.7%	▼	9
Miscellaneous	2015	23	27	28	27	15	27	22	27	21	36	33	55	217			341
	2016	45	38	29	27	36	25	32	28	33	-	-	-	293	35.0%	▲	293
Misdemeanor	2015	2	1	5	1	15	17	26	14	6	5	6	3	87			101
	2016	13	8	14	10	9	6	9	9	6	-	-	-	84	-3.4%	▼	84
Non-Capital Felonies and Related Matters	2015	19	21	6	13	53	10	22	17	14	12	7	9	175			203
	2016	15	23	19	19	27	11	11	13	53	-	-	-	191	9.1%	▲	191
Other	2015	1	1	-	-	1	-	1	1	-	1	-	2	5			8
	2016	-	-	-	-	1	-	2	-	-	-	-	-	3	-40.0%	▼	3
Other Criminally Related Matters	2015	24	-	-	9	11	8	3	4	27	2	4	1	86			93
	2016	1	1	8	1	3	5	-	9	24	-	-	-	52	-39.5%	▼	52
Probates/Wills and Trusts - Level 1	2015	-	-	-	-	-	-	-	-	-	-	1	1	0			2
	2016	-	-	-	2	-	-	-	-	-	-	-	-	2	0.0%	↔	2
Probates/Wills and Trusts - Lev	2015	-	-	-	-	1	1	-	-	-	-	1	-	2			3
Uncontested Divorce	2015	2	3	6	6	5	11	7	7	12	-	5	2	59			66
	2016	2	1	9	4	7	6	4	4	2	-	-	-	39	-33.9%	▼	39

Court: Lynchburg Circuit

Start/End Date: Jan-15 / Sep-16

2015 Average Month: 356

Jan-Sep 2015: 3,096

Filings Trending: ▲

Circuit/Court ID: 24

224680


Type of Case: Filings

2016 Average Month: 411

Jan-Sep 2016 : 3,702

Overall AVG. Month: 380

Monthly Summary




Jan 15-Sep 16

Totals

	2015	2016
Civil	1,378	1,102
Criminal	2,133	1,846
Other	766	754
Total	4,277	3,702

Jan --- Sep Filings



3,096 2015 3,702 2016

Jan --- Sep Filings

	2015	2016	% Change	Trending
Civil	1,091	1,102	1.0%	▲
Criminal	1,537	1,846	20.1%	▲
Other	468	754	61.1%	▲
Total	3,096	3,702	19.6%	▲

	Jan	Feb	Mar	Apr	May	Jun	Jul	Aug	Sep	Oct	Nov	Dec	Thru Sep	% Change	Trending	Total
2015	368	334	327	335	295	304	403	309	421	397	282	502	3,096			4,277
2016	421	511	441	390	372	332	358	407	470	-	-	-	3,702	19.6%	▲	3,702

		Jan	Feb	Mar	Apr	May	Jun	Jul	Aug	Sep	Oct	Nov	Dec	Thru Sep	% Change	Trending	Total
Administrative Law	2015	-	-	-	-	1	-	-	-	-	-	-	-	1			1
	2016	1	-	1	-	-	-	-	1	1	-	-	-	4	300.0%	▲	4
Contested Divorce	2015	8	11	12	10	10	12	10	14	3	7	7	11	90			115
	2016	7	13	9	13	13	9	3	11	12	-	-	-	90	0.0%	↔	90
Domestic and Family - Level 1	2015	6	15	17	42	32	11	6	15	50	22	11	22	194			249
	2016	38	33	10	15	44	23	19	25	16	-	-	-	223	14.9%	▲	223
Domestic and Family - Level 2	2015	2	1	4	4	3	1	1	1	2	4	1	2	19			26
	2016	2	15	2	5	-	3	1	6	4	-	-	-	38	100.0%	▲	38
General Civil - Level 1	2015	4	2	3	2	-	3	4	3	8	-	1	4	29			34
	2016	1	-	3	3	-	1	1	1	-	-	-	-	10	-65.5%	▼	10
General Civil - Level 2	2015	11	14	11	15	15	11	10	12	21	9	11	4	120			144
	2016	14	16	12	13	7	12	13	18	17	-	-	-	122	1.7%	▲	122
General Civil - Level 3	2015	8	8	6	7	7	7	4	5	11	8	3	4	63			78
	2016	5	5	6	4	5	7	7	7	37	-	-	-	83	31.7%	▲	83
Miscellaneous	2015	98	81	98	81	65	80	89	69	108	75	84	218	769			1,146
	2016	141	145	131	87	77	103	92	105	116	-	-	-	997	29.6%	▲	997
Misdemeanor	2015	64	31	28	21	33	33	57	36	50	61	40	26	353			480
	2016	40	65	61	51	50	41	77	62	72	-	-	-	519	47.0%	▲	519
Non-Capital Felonies and Related Matters	2015	132	125	110	113	83	98	189	112	130	175	87	180	1,092			1,534
	2016	154	178	162	145	142	96	105	112	146	-	-	-	1,240	13.6%	▲	1,240
Other	2015	3	3	7	2	2	4	2	4	3	4	5	2	30			41
	2016	1	-	2	6	2	9	7	10	9	-	-	-	46	53.3%	▲	46
Other Criminally Related Matters	2015	3	15	7	9	9	15	8	12	17	12	6	9	95			122
	2016	2	5	13	12	11	8	13	14	13	-	-	-	91	-4.2%	▼	91
Probates/Wills and Trusts - Level 1	2015	1	-	-	-	-	-	-	-	-	-	-	-	1			1
	2016	-	-	1	-	-	-	-	-	2	-	-	-	3	200.0%	▲	3
Probates/Wills and Trusts - Level 2	2015	3	3	-	2	4	1	1	2	3	2	2	2	19			25
	2016	1	2	5	1	2	1	3	3	2	-	-	-	20	5.3%	▲	20
Protective Orders	2015	-	-	-	-	-	1	-	-	-	-	-	-	1			1
	2016	-	4	-	-	-	-	-	-	2	-	-	-	6	500.0%	▲	6
Uncontested Divorce	2015	25	25	24	27	31	27	22	24	15	18	24	18	220			280
	2016	14	30	23	35	19	19	17	32	21	-	-	-	210	-4.5%	▼	210

Court: Alleghany Circuit

Start/End Date: Jan-15 / Sep-16

2015 Average Month: 155

Jan-Sep 2015: 1,458

Filings Trending: ▼

Circuit/Court ID: 25

225005

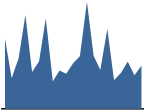
Type of Case: Filings

2016 Average Month: 156

Jan-Sep 2016 : 1,402

Overall AVG. Month: 155

Monthly Summary



Jan 15-Sep 16

Totals

	2015	2016
Civil	306	201
Criminal	1,049	799
Other	503	402
Total	1,858	1,402

Jan --- Sep Filings

1,458

2015

1,402

2016

Jan --- Sep Filings

	2015	2016	% Change	Trending
Civil	234	201	-14.1%	▼
Criminal	906	799	-11.8%	▼
Other	318	402	26.4%	▲
Total	1,458	1,402	-3.8%	▼

	Jan	Feb	Mar	Apr	May	Jun	Jul	Aug	Sep	Oct	Nov	Dec	Thru Sep	% Change	Trending	Total
2015	211	92	152	282	110	143	271	82	115	105	137	158	1,458			1,858
2016	321	159	117	240	86	108	142	100	129	-	-	-	1,402	-3.8%	▼	1,402

		Jan	Feb	Mar	Apr	May	Jun	Jul	Aug	Sep	Oct	Nov	Dec	Thru Sep	% Change	Trending	Total
Administrative Law	2015	-	-	-	-	-	-	1	-	-	-	-	-	1			1
Contested Divorce	2015	-	6	2	-	3	2	2	2	-	-	4	-	17			21
	2016	4	4	1	-	1	1	2	1	4	-	-	-	18	5.9%	▲	18
Domestic and Family - Level 1	2015	-	1	5	1	-	2	-	-	-	1	-	-	9			10
	2016	-	1	1	-	-	-	3	-	1	-	-	-	6	-33.3%	▼	6
Domestic and Family - Level 2	2015	-	1	1	3	1	2	-	-	-	4	1	1	8			14
	2016	1	-	1	-	3	1	-	3	1	-	-	-	10	25.0%	▲	10
General Civil - Level 1	2015	2	-	-	1	1	2	-	-	1	-	3	-	7			10
General Civil - Level 2	2015	1	2	4	1	2	4	3	1	2	4	5	1	20			30
	2016	-	5	1	2	2	3	5	2	4	-	-	-	24	20.0%	▲	24
General Civil - Level 3	2015	2	-	-	1	1	8	11	4	1	3	6	-	28			37
	2016	5	1	1	2	-	1	-	-	1	-	-	-	11	-60.7%	▼	11
Miscellaneous	2015	37	58	55	23	33	44	44	42	58	57	52	96	394			599
	2016	52	87	56	41	35	33	42	46	56	-	-	-	448	13.7%	▲	448
Misdemeanor	2015	29	9	28	15	8	15	21	6	14	6	15	16	145			182
	2016	22	10	9	21	13	12	15	5	10	-	-	-	117	-19.3%	▼	117
Non-Capital Felonies and Related Matters	2015	131	9	44	228	44	56	183	21	29	22	45	34	745			846
	2016	234	44	27	162	17	47	69	32	42	-	-	-	674	-9.5%	▼	674
Other	2015	-	-	1	-	1	-	-	1	1	1	-	3	4			8
	2016	1	1	9	1	3	3	-	2	-	-	-	-	20	400.0%	▲	20
Other Criminally Related Matters	2015	6	1	-	2	3	1	1	1	4	1	1	3	19			24
	2016	1	-	-	1	4	1	-	-	1	-	-	-	8	-57.9%	▼	8
Probates/Wills and Trusts - Level 2	2015	1	1	-	2	2	-	-	1	1	-	-	-	8			8
	2016	-	1	2	-	1	-	-	2	-	-	-	-	6	-25.0%	▼	6
Uncontested Divorce	2015	2	4	12	5	11	7	5	3	4	6	5	4	53			68
	2016	1	5	9	10	7	6	6	7	9	-	-	-	60	13.2%	▲	60

Court: Augusta Circuit

Start/End Date: Jan-15 / Sep-16

2015 Average Month: 337

Jan-Sep 2015: 2,940

Filings Trending: ▲

Circuit/Court ID: 25

225015


Type of Case: Filings

2016 Average Month:373

Jan-Sep 2016 : 3,353

Overall AVG. Month: 352

Monthly Summary



Jan 15-Sep 16

Totals

	2015	2016
Civil	824	669
Criminal	1,611	1,168
Other	1,612	1,516
Total	4,047	3,353

Jan --- Sep Filings

2,940

2015

3,353

2016

Jan --- Sep Filings

	2015	2016	% Change	Trending
Civil	631	669	6.0%	▲
Criminal	1,241	1,168	-5.9%	▼
Other	1,068	1,516	41.9%	▲
Total	2,940	3,353	14.0%	▲

	Jan	Feb	Mar	Apr	May	Jun	Jul	Aug	Sep	Oct	Nov	Dec	Thru Sep	% Change	Trending	Total
2015	433	261	317	336	287	295	343	335	333	273	353	481	2,940			4,047
2016	386	354	486	312	360	362	373	344	376	-	-	-	3,353	14.0%	▲	3,353

		Jan	Feb	Mar	Apr	May	Jun	Jul	Aug	Sep	Oct	Nov	Dec	Thru Sep	% Change	Trending	Total
Administrative Law	2015	-	-	1	-	1	-	2	-	2	-	-	-	6			6
	2016	1	1	-	2	1	-	1	1	-	-	-	-	7	16.7%	▲	7
Capital Murder	2015	1	-	-	-	-	-	-	-	-	-	-	-	1			1
	2016	6	7	5	5	3	5	9	5	8	5	2	4	53			64
Contested Divorce	2015	3	8	10	7	6	7	8	8	6	-	-	-	63	18.9%	▲	63
	2016	11	6	21	12	9	7	15	10	9	15	16	1	100			132
Domestic and Family - Level 1	2015	-	11	2	4	9	9	-	13	27	-	-	-	75	-25.0%	▼	75
	2016	1	8	11	7	9	3	5	4	7	8	3	6	55			72
Domestic and Family - Level 2	2015	5	4	3	6	4	8	9	9	2	-	-	-	50	-9.1%	▼	50
	2016	-	-	-	-	1	-	-	-	-	-	-	-	1			1
General Civil - Level 1	2015	1	1	-	-	3	-	-	-	-	-	-	-	5	400.0%	▲	5
	2016	8	7	10	6	5	13	13	23	3	10	4	2	88			104
General Civil - Level 2	2015	5	3	9	6	6	2	7	7	4	-	-	-	49	-44.3%	▼	49
	2016	5	1	1	5	7	6	3	8	5	4	8	4	41			57
General Civil - Level 3	2015	-	5	2	3	5	7	3	4	10	-	-	-	39	-4.9%	▼	39
	2016	134	128	128	128	129	114	129	117	120	103	152	306	1,127			1,688
Miscellaneous	2015	226	202	224	163	134	162	194	150	167	-	-	-	1,622	43.9%	▲	1,622
	2016	17	9	8	17	3	6	18	18	13	21	10	9	109			149
Misdemeanor	2015	19	11	19	18	12	10	9	11	13	-	-	-	122	11.9%	▲	122
	2016	219	67	105	121	84	126	123	125	146	88	139	99	1,116			1,442
Non-Capital Felonies and Related Matters	2015	88	83	188	71	143	124	103	107	106	-	-	-	1,013	-9.2%	▼	1,013
	2016	17	13	13	17	12	9	16	7	7	8	8	34	111			161
Other	2015	17	7	8	13	14	13	17	10	17	-	-	-	116	4.5%	▲	116
	2016	1	2	1	3	4	2	-	2	3	2	2	-	18			22
Other Criminally Related Matters	2015	2	2	3	4	9	2	2	9	3	-	-	-	36	100.0%	▲	36
	2016	1	-	-	-	-	-	-	-	-	-	-	-	1			1
Probates/Wills and Trusts - Lev	2015	1	1	-	-	1	-	-	2	1	2	1	-	6			9
	2016	-	3	1	-	3	4	4	3	4	-	-	-	22	266.7%	▲	22
Probates/Wills and Trusts - Level 2	2015	11	12	13	15	19	4	10	14	9	7	8	16	107			138
	2016	19	13	17	15	11	14	16	12	17	-	-	-	134	25.2%	▲	134
Uncontested Divorce	2015																
	2016																

Court: Bath Circuit

Start/End Date: Jan-15 / Sep-16

2015 Average Month: 23

Jan-Sep 2015: 218

Filings Trending: ▲

Circuit/Court ID: 25

225017


Type of Case: Filings

2016 Average Month:28

Jan-Sep 2016 : 254

Overall AVG. Month: 25

Monthly Summary




Jan 15-Sep 16

Totals

	2015	2016
Civil	57	41
Criminal	92	87
Other	122	126
Total	271	254

Jan --- Sep Filings



218 254

2015 2016

Jan --- Sep Filings

	2015	2016	% Change	Trending
Civil	42	41	-2.4%	▼
Criminal	85	87	2.4%	▲
Other	91	126	38.5%	▲
Total	218	254	16.5%	▲

	Jan	Feb	Mar	Apr	May	Jun	Jul	Aug	Sep	Oct	Nov	Dec	Thru Sep	% Change	Trending	Total
2015	32	29	11	18	11	39	18	15	45	16	15	22	218			271
2016	31	26	31	30	20	14	19	16	67	-	-	-	254	16.5%	▲	254

		Jan	Feb	Mar	Apr	May	Jun	Jul	Aug	Sep	Oct	Nov	Dec	Thru Sep	% Change	Trending	Total
Contested Divorce	2015	1	1	1	1	1	-	-	1	-	1	1	-	6			8
	2016	-	-	-	-	-	-	-	1	1	-	-	-	2	-66.7%	▼	2
Domestic and Family - Level 1	2016	-	-	1	-	-	-	-	-	-	-	-	-	1			1
	2015	-	-	-	-	-	-	-	-	-	1	-	-	0			1
Domestic and Family - Level 2	2016	-	-	2	-	-	1	-	-	-	-	-	-	3	0.0%	↔	3
	2015	-	-	1	-	-	-	-	-	-	1	1	-	1			3
General Civil - Level 1	2015	-	1	-	2	-	1	1	-	4	1	2	1	9			13
	2016	-	-	-	-	-	-	10	3	1	-	-	-	14	55.6%	▲	14
General Civil - Level 2	2015	-	-	-	-	-	-	-	-	-	1	1	-	0			2
	2016	-	1	2	-	1	-	-	-	-	-	-	-	4	0.0%	↔	4
General Civil - Level 3	2015	6	27	9	8	8	9	13	9	17	10	10	13	106			139
	2016	21	23	22	12	14	12	8	11	14	-	-	-	137	29.2%	▲	137
Miscellaneous	2015	-	-	-	3	-	3	2	-	2	-	-	3	10			13
	2016	3	-	-	-	2	-	-	-	14	-	-	-	19	90.0%	▲	19
Misdemeanor	2015	22	-	-	3	-	24	2	2	20	-	-	4	73			77
	2016	6	-	3	18	1	1	-	-	37	-	-	-	66	-9.6%	▼	66
Non-Capital Felonies and Related Matters	2015	1	-	-	-	-	1	-	-	-	-	-	-	2			2
	2016	-	-	-	-	2	-	-	-	-	-	-	-	2	0.0%	↔	2
Other Criminally Related Matters	2015	1	-	-	1	-	-	-	1	-	-	-	-	3			3
	2016	-	1	-	-	-	-	1	-	-	-	-	-	2	-33.3%	▼	2
Probates/Wills and Trusts - Level 2	2015	1	-	-	-	2	1	-	2	2	1	-	1	8			10
	2016	1	1	1	-	-	-	-	1	-	-	-	-	4	-50.0%	▼	4
Uncontested Divorce	2015	1	-	-	-	-	-	-	-	-	-	-	-	-			-
	2016	1	1	1	-	-	-	-	1	-	-	-	-	-			-

Court: Botetourt Circuit

Start/End Date: Jan-15 / Sep-16

2015 Average Month: 162

Jan-Sep 2015: 1,427

Filings Trending: ▲

Circuit/Court ID: 25

225023

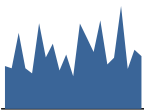
Type of Case: Filings

2016 Average Month:189

Jan-Sep 2016 : 1,700

Overall AVG. Month: 174

Monthly Summary




Jan 15-Sep 16

Totals

	2015	2016
Civil	343	277
Criminal	826	696
Other	775	727
Total	1,944	1,700

Jan --- Sep Filings



20152016

Jan --- Sep Filings

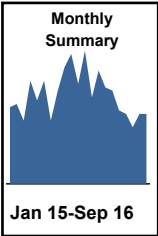
	2015	2016	% Change	Trending
Civil	275	277	0.7%	▲
Criminal	661	696	5.3%	▲
Other	491	727	48.1%	▲
Total	1,427	1,700	19.1%	▲

	Jan	Feb	Mar	Apr	May	Jun	Jul	Aug	Sep	Oct	Nov	Dec	Thru Sep	% Change	Trending	Total
2015	128	122	228	122	106	257	154	195	115	163	98	256	1,427			1,944
2016	213	171	266	133	153	309	120	177	158	-	-	-	1,700	19.1%	▲	1,700

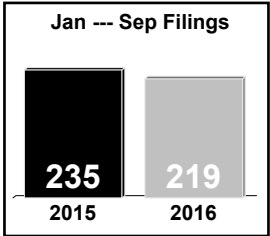
		Jan	Feb	Mar	Apr	May	Jun	Jul	Aug	Sep	Oct	Nov	Dec	Thru Sep	% Change	Trending	Total
Administrative Law	2015	-	1	-	-	-	-	1	1	-	-	-	1	3			4
	2016	-	1	-	-	-	-	-	1	-	-	-	-	2	-33.3%	▼	2
Contested Divorce	2015	5	4	1	2	5	1	5	6	3	2	-	3	32			37
	2016	5	6	2	3	2	1	3	1	2	-	-	-	25	-21.9%	▼	25
Domestic and Family - Level 1	2015	2	6	14	3	2	3	10	9	4	2	-	-	53			55
	2016	6	2	13	1	7	8	5	3	9	-	-	-	54	1.9%	▲	54
Domestic and Family - Level 2	2015	-	-	1	-	1	-	-	1	-	-	-	2	3			5
	2016	-	-	-	1	-	2	1	2	2	-	-	-	8	166.7%	▲	8
General Civil - Level 1	2015	1	-	-	-	1	-	-	-	-	-	-	-	2			2
	2016	1	-	-	-	1	1	-	-	1	-	-	-	4	100.0%	▲	4
General Civil - Level 2	2015	8	1	6	4	3	11	1	3	2	1	3	1	39			44
	2016	7	3	5	6	1	1	1	4	1	-	-	-	29	-25.6%	▼	29
General Civil - Level 3	2015	1	3	3	4	3	3	2	1	3	3	2	2	23			30
	2016	1	2	6	3	8	-	4	3	-	-	-	-	27	17.4%	▲	27
Miscellaneous	2015	57	57	78	55	38	57	61	79	70	87	59	163	552			861
	2016	120	116	104	73	76	78	71	93	65	-	-	-	796	44.2%	▲	796
Misdemeanor	2015	17	12	24	9	13	32	8	32	9	9	7	17	156			189
	2016	11	7	21	11	16	20	8	14	12	-	-	-	120	-23.1%	▼	120
Non-Capital Felonies and Related Matters	2015	24	21	90	33	24	143	61	53	17	41	18	60	466			585
	2016	51	21	103	23	32	189	16	51	53	-	-	-	539	15.7%	▲	539
Other Criminally Related Matters	2015	5	11	4	5	6	1	2	4	1	7	3	3	39			52
	2016	7	8	4	3	2	1	5	1	6	-	-	-	37	-5.1%	▼	37
Probates/Wills and Trusts - Level 1	2015	1	-	1	-	-	-	-	1	-	-	-	-	3			3
	2016	-	-	-	-	-	-	-	-	1	-	-	-	1	-66.7%	▼	1
Probates/Wills and Trusts - Level 2	2015	-	2	-	1	-	1	-	-	-	2	1	-	4			7
	2016	-	1	-	-	2	2	-	-	1	-	-	-	6	50.0%	▲	6
Uncontested Divorce	2015	7	4	6	6	10	5	3	5	6	9	5	4	52			70
	2016	4	4	8	9	6	6	6	4	5	-	-	-	52	0.0%	↔	52

Court: Craig Circuit
Start/End Date: Jan-15 / Sep-16
2015 Average Month: 29
Jan-Sep 2015: 235
Filings Trending: ▼

Circuit/Court ID: 25
225045
Type of Case: Filings
2016 Average Month:24
Jan-Sep 2016 : 219
Overall AVG. Month: 27



Totals		
	2015	2016
Civil	57	40
Criminal	64	36
Other	223	143
Total	344	219



Jan --- Sep Filings				
	2015	2016	% Change	Trending
Civil	45	40	-11.1%	▼
Criminal	42	36	-14.3%	▼
Other	148	143	-3.4%	▼
Total	235	219	-6.8%	▼

	Jan	Feb	Mar	Apr	May	Jun	Jul	Aug	Sep	Oct	Nov	Dec	Thru Sep	% Change	Trending	Total
2015	23	24	19	31	25	31	19	28	35	39	30	40	235			344
2016	26	34	29	28	22	21	17	21	21	-	-	-	219	-6.8%	▼	219

		Jan	Feb	Mar	Apr	May	Jun	Jul	Aug	Sep	Oct	Nov	Dec	Thru Sep	% Change	Trending	Total
Contested Divorce	2015	-	1	-	2	-	1	-	-	2	1	-	1	6			8
	2016	-	3	1	-	1	-	1	-	-	-	-	-	6	0.0%	↔	6
Domestic and Family - Level 1	2015	-	-	-	2	-	4	1	3	-	-	1	-	10			11
	2016	-	1	-	1	1	-	-	1	1	-	-	-	5	-50.0%	▼	5
Domestic and Family - Level 2	2016	-	-	-	-	1	1	-	-	-	-	-	-	2			2
General Civil - Level 1	2015	-	-	-	-	-	-	-	-	-	1	-	-	0			1
General Civil - Level 2	2015	-	-	1	-	-	1	1	-	1	1	-	1	4	0.0%	↔	6
	2016	1	1	-	2	-	-	1	-	-	-	-	-	5	25.0%	▲	5
General Civil - Level 3	2015	-	-	-	-	-	-	1	1	-	-	-	-	2			2
	2016	-	-	2	-	-	-	-	-	1	-	-	-	3	50.0%	▲	3
Miscellaneous	2015	19	13	16	15	20	18	14	20	28	23	20	35	163			241
	2016	20	24	20	18	13	16	12	17	14	-	-	-	154	-5.5%	▼	154
Misdemeanor	2015	1	2	-	7	1	3	1	-	2	4	1	1	17			23
	2016	-	-	2	-	1	-	1	-	2	-	-	-	6	-64.7%	▼	6
Non-Capital Felonies and Related Matters	2015	2	8	1	4	2	2	1	2	2	8	8	-	24			40
	2016	4	3	4	6	4	4	2	2	1	-	-	-	30	25.0%	▲	30
Other Criminally Related Matter	2015	-	-	-	-	-	1	-	-	-	-	-	-	1			1
Probates/Wills and Trusts - Level 2	2015	-	-	-	-	-	-	-	-	-	-	-	1	0			1
	2016	-	1	-	-	-	-	-	-	-	-	-	-	1	0.0%	↔	1
Uncontested Divorce	2015	1	-	1	1	2	1	-	2	-	1	-	1	8			10
	2016	1	1	-	1	1	-	-	1	2	-	-	-	7	-12.5%	▼	7

Court: Highland Circuit

Start/End Date: Jan-15 / Sep-16

2015 Average Month: 12

Jan-Sep 2015: 106

Filings Trending: ▲

Circuit/Court ID: 25

225091


Type of Case: Filings

2016 Average Month:13

Jan-Sep 2016 : 115

Overall AVG. Month: 13

Monthly Summary



Jan 15-Sep 16

Totals

	2015	2016
Civil	40	24
Criminal	19	42
Other	89	49
Total	148	115

Jan --- Sep Filings

106

2015

115

2016

Jan --- Sep Filings

	2015	2016	% Change	Trending
Civil	34	24	-29.4%	▼
Criminal	12	42	250.0%	▲
Other	60	49	-18.3%	▼
Total	106	115	8.5%	▲

	Jan	Feb	Mar	Apr	May	Jun	Jul	Aug	Sep	Oct	Nov	Dec	Thru Sep	% Change	Trending	Total
2015	14	13	8	16	3	15	19	8	10	7	10	25	106			148
2016	12	15	20	7	9	9	6	15	22	-	-	-	115	8.5%	▲	115

		Jan	Feb	Mar	Apr	May	Jun	Jul	Aug	Sep	Oct	Nov	Dec	Thru Sep	% Change	Trending	Total
Contested Divorce	2015	-	-	-	1	1	-	1	-	1	-	-	-	4			4
	2016	-	1	-	1	-	-	-	2	-	-	-	-	4	0.0%	↔	4
Domestic and Family - Level 1	2016	-	-	-	-	1	-	-	2	-	-	-	-	3			3
Domestic and Family - Level 2	2015	-	-	-	1	-	-	-	-	-	-	-	-	1			1
General Civil - Level 1	2015	-	-	1	-	-	-	-	-	-	-	-	-	1			1
	2016	-	-	-	-	1	-	-	-	-	-	-	-	1	0.0%	↔	1
General Civil - Level 2	2015	2	-	-	-	-	1	7	-	-	-	-	1	10			11
	2016	-	1	-	-	-	-	-	-	-	-	-	-	1	-90.0%	▼	1
General Civil - Level 3	2015	-	-	-	-	-	1	-	-	-	-	-	1	1			2
	2016	-	-	-	1	-	-	-	-	-	-	-	-	1	0.0%	↔	1
Miscellaneous	2015	8	13	7	7	2	11	10	8	8	6	9	16	74			105
	2016	12	7	11	3	4	1	4	10	4	-	-	-	56	-24.3%	▼	56
Misdemeanor	2015	-	-	-	4	-	-	1	-	-	-	1	1	5			7
	2016	-	4	4	-	-	5	-	-	4	-	-	-	17	240.0%	▲	17
Non-Capital Felonies and Related Matters	2015	2	-	-	2	-	2	-	-	-	1	-	4	6			11
	2016	-	1	3	1	1	3	1	-	14	-	-	-	24	300.0%	▲	24
Other	2016	-	1	-	-	-	-	-	-	-	-	-	-	1			1
Other Criminally Related Matters	2015	-	-	-	1	-	-	-	-	-	-	-	-	1			1
	2016	-	-	1	-	-	-	-	-	-	-	-	-	1	0.0%	↔	1
Uncontested Divorce	2015	2	-	-	-	-	-	-	-	1	-	-	2	3			5
	2016	-	-	1	1	2	-	1	1	-	-	-	-	6	100.0%	▲	6

Court: Rockbridge Circuit

Start/End Date: Jan-15 / Sep-16

2015 Average Month: 162

Jan-Sep 2015: 1,486

Filings Trending: ▲

Circuit/Court ID: 25

225163


Type of Case: Filings

2016 Average Month:200

Jan-Sep 2016 : 1,799

Overall AVG. Month: 178

Monthly Summary




Jan 15-Sep 16

Totals

	2015	2016
Civil	344	268
Criminal	1,035	1,035
Other	563	496
Total	1,942	1,799

Jan --- Sep Filings



1,486 2015 1,799 2016

Jan --- Sep Filings

	2015	2016	% Change	Trending
Civil	265	268	1.1%	▲
Criminal	842	1,035	22.9%	▲
Other	379	496	30.9%	▲
Total	1,486	1,799	21.1%	▲

	Jan	Feb	Mar	Apr	May	Jun	Jul	Aug	Sep	Oct	Nov	Dec	Thru Sep	% Change	Trending	Total
2015	102	159	139	150	151	138	149	171	327	150	105	201	1,486			1,942
2016	166	209	225	199	288	160	214	162	176	-	-	-	1,799	21.1%	▲	1,799

		Jan	Feb	Mar	Apr	May	Jun	Jul	Aug	Sep	Oct	Nov	Dec	Thru Sep	% Change	Trending	Total
Administrative Law	2015	-	-	-	-	1	-	-	-	-	-	-	-	1			1
Contested Divorce	2015	3	2	3	3	-	4	-	1	6	4	2	-	22			28
	2016	4	5	8	4	3	2	3	2	3	-	-	-	34	54.5%	▲	34
Domestic and Family - Level 1	2015	2	-	3	-	3	5	2	6	2	1	2	3	23			29
	2016	-	3	1	-	-	2	2	2	1	-	-	-	11	-52.2%	▼	11
Domestic and Family - Level 2	2015	-	-	1	3	-	1	1	1	-	-	2	-	7			9
	2016	-	1	2	3	2	2	1	-	1	-	-	-	12	71.4%	▲	12
General Civil - Level 1	2015	-	-	-	-	1	-	1	1	-	-	-	-	3			3
General Civil - Level 2	2015	4	6	6	3	3	4	4	3	2	10	3	2	35			50
	2016	5	5	7	4	2	5	4	3	5	-	-	-	40	14.3%	▲	40
General Civil - Level 3	2015	2	1	1	4	4	3	3	1	3	3	5	4	22			34
	2016	5	2	5	3	1	1	1	2	3	-	-	-	23	4.5%	▲	23
Miscellaneous	2015	49	51	55	56	31	33	55	65	63	44	45	114	458			661
	2016	78	66	85	56	55	59	67	68	45	-	-	-	579	26.4%	▲	579
Misdemeanor	2015	13	28	19	30	21	25	17	25	19	17	15	24	197			253
	2016	11	40	39	44	39	50	31	22	47	-	-	-	323	64.0%	▲	323
Non-Capital Felonies and Related Matters	2015	17	57	34	43	71	48	53	53	224	62	14	41	600			717
	2016	55	77	62	74	171	27	95	50	58	-	-	-	669	11.5%	▲	669
Other	2015	-	1	2	-	-	-	-	-	-	-	1	-	3			4
	2016	-	-	-	1	1	-	1	-	1	-	-	-	4	33.3%	▲	4
Other Criminally Related Matters	2015	4	6	6	2	5	3	10	6	3	3	13	5	45			66
	2016	3	4	3	5	5	8	5	7	3	-	-	-	43	-4.4%	▼	43
Probates/Wills and Trusts - Lev	2016	-	-	1	-	-	-	-	-	-	-	-	-	1			1
Probates/Wills and Trusts - Level 2	2015	1	1	-	-	1	1	1	4	2	1	-	1	11			13
	2016	-	-	-	-	-	1	-	-	1	-	-	-	2	-81.8%	▼	2
Uncontested Divorce	2015	7	6	9	6	10	11	2	5	3	5	3	7	59			74
	2016	5	6	12	5	9	3	4	6	8	-	-	-	58	-1.7%	▼	58

Court: Buena Vista Circuit

Start/End Date: Jan-15 / Sep-16

2015 Average Month: 36

Jan-Sep 2015: 330

Filings Trending: ▲

Circuit/Court ID: 25

225530


Type of Case: Filings

2016 Average Month:43

Jan-Sep 2016 : 390

Overall AVG. Month: 39

Monthly Summary



Jan 15-Sep 16

Totals

	2015	2016
Civil	75	68
Criminal	253	221
Other	99	101
Total	427	390

Jan --- Sep Filings

330

390

2015

2016

Jan --- Sep Filings

	2015	2016	% Change	Trending
Civil	55	68	23.6%	▲
Criminal	213	221	3.8%	▲
Other	62	101	62.9%	▲
Total	330	390	18.2%	▲

	Jan	Feb	Mar	Apr	May	Jun	Jul	Aug	Sep	Oct	Nov	Dec	Thru Sep	% Change	Trending	Total
2015	40	26	31	31	23	24	25	28	102	20	26	51	330			427
2016	66	42	39	59	27	33	64	33	27	-	-	-	390	18.2%	▲	390

		Jan	Feb	Mar	Apr	May	Jun	Jul	Aug	Sep	Oct	Nov	Dec	Thru Sep	% Change	Trending	Total
Administrative Law	2016	1	-	-	-	-	-	-	-	-	-	-	-	1			1
Contested Divorce	2015	1	-	2	2	-	1	-	1	1	1	-	1	8			10
	2016	1	2	1	2	-	1	3	1	-	-	-	-	11	37.5%	▲	11
Domestic and Family - Level 1	2015	-	-	1	-	1	-	2	-	2	1	2	1	6			10
	2016	1	1	-	-	-	-	1	1	1	-	-	-	5	-16.7%	▼	5
Domestic and Family - Level 2	2015	-	-	-	1	1	-	-	-	-	-	-	1	2			3
	2016	-	-	3	-	-	-	1	-	-	-	-	-	4	100.0%	▲	4
General Civil - Level 2	2015	-	-	-	-	1	-	-	-	-	1	-	2	1			4
	2016	-	-	1	2	1	1	-	-	-	-	-	-	5	400.0%	▲	5
General Civil - Level 3	2015	-	2	-	-	-	2	-	-	-	-	-	2	4			6
	2016	-	-	-	1	-	1	-	-	-	-	-	-	2	-50.0%	▼	2
Miscellaneous	2015	4	11	7	8	6	6	8	9	14	7	7	25	73			112
	2016	17	13	19	14	15	16	9	14	9	-	-	-	126	72.6%	▲	126
Misdemeanor	2015	1	5	3	10	8	1	4	7	1	1	2	6	40			49
	2016	3	5	2	8	3	4	11	6	8	-	-	-	50	25.0%	▲	50
Non-Capital Felonies and Related Matters	2015	31	4	15	5	1	12	10	8	82	7	12	11	168			198
	2016	40	18	10	25	7	8	38	9	9	-	-	-	164	-2.4%	▼	164
Other	2015	-	-	-	-	1	-	-	-	-	-	1	-	1			2
Other Criminally Related Matters	2015	-	-	-	3	2	-	-	-	-	-	1	-	5			6
	2016	-	2	-	1	-	1	1	2	-	-	-	-	7	40.0%	▲	7
Probates/Wills and Trusts - Level 2	2015	1	1	3	-	-	-	-	-	1	-	-	-	6			6
	2016	1	-	-	1	-	-	-	-	-	-	-	-	2	-66.7%	▼	2
Uncontested Divorce	2015	2	3	-	2	2	2	1	3	1	2	1	2	16			21
	2016	2	1	3	5	1	1	-	-	-	-	-	-	13	-18.8%	▼	13

Court: Staunton Circuit

Start/End Date: Jan-15 / Sep-16

2015 Average Month: 139

Jan-Sep 2015: 1,247

Filings Trending: ▲

Circuit/Court ID: 25

225790


Type of Case: Filings

2016 Average Month:150

Jan-Sep 2016 : 1,352

Overall AVG. Month: 144

Monthly Summary



Jan 15-Sep 16

Totals

	2015	2016
Civil	351	285
Criminal	967	803
Other	352	264
Total	1,670	1,352

Jan --- Sep Filings

1,247

2015

1,352

2016

Jan --- Sep Filings

	2015	2016	% Change	Trending
Civil	278	285	2.5%	▲
Criminal	722	803	11.2%	▲
Other	247	264	6.9%	▲
Total	1,247	1,352	8.4%	▲

	Jan	Feb	Mar	Apr	May	Jun	Jul	Aug	Sep	Oct	Nov	Dec	Thru Sep	% Change	Trending	Total
2015	149	152	170	99	109	108	138	180	142	142	116	165	1,247			1,670
2016	171	168	136	147	141	142	148	162	137	-	-	-	1,352	8.4%	▲	1,352

		Jan	Feb	Mar	Apr	May	Jun	Jul	Aug	Sep	Oct	Nov	Dec	Thru Sep	% Change	Trending	Total
Administrative Law	2015	-	-	-	1	-	-	-	-	1	-	-	-	2			2
	2016	-	-	-	-	-	-	-	-	1	-	-	-	1	-50.0%	▼	1
Contested Divorce	2015	2	4	1	1	1	2	4	2	2	1	2	1	19			23
	2016	-	4	3	4	2	2	1	3	1	-	-	-	20	5.3%	▲	20
Domestic and Family - Level 1	2015	-	1	15	1	-	5	2	1	2	6	1	1	27			35
	2016	-	6	6	5	4	7	6	2	5	-	-	-	41	51.9%	▲	41
Domestic and Family - Level 2	2015	8	12	6	5	1	10	12	7	8	4	5	5	69			83
	2016	3	11	2	9	5	5	10	3	4	-	-	-	52	-24.6%	▼	52
General Civil - Level 1	2015	-	1	1	-	1	-	-	-	-	1	-	-	3			4
	2016	1	-	-	1	1	-	-	-	1	-	-	-	4	33.3%	▲	4
General Civil - Level 2	2015	2	-	2	3	1	3	1	1	1	5	1	3	14			23
	2016	1	3	3	2	4	3	3	7	4	-	-	-	30	114.3%	▲	30
General Civil - Level 3	2015	3	-	4	2	2	3	1	1	-	2	-	2	16			20
	2016	1	2	-	-	-	1	1	3	1	-	-	-	9	-43.8%	▼	9
Miscellaneous	2015	35	36	33	26	23	18	34	28	43	22	27	63	276			388
	2016	43	34	41	25	24	42	26	31	34	-	-	-	300	8.7%	▲	300
Misdemeanor	2015	10	12	16	10	5	2	11	9	14	12	12	14	89			127
	2016	15	15	7	13	10	16	19	19	14	-	-	-	128	43.8%	▲	128
Non-Capital Felonies and Related Matters	2015	80	72	74	39	54	45	56	122	55	79	47	70	597			793
	2016	93	89	68	70	78	52	71	76	61	-	-	-	658	10.2%	▲	658
Other	2015	4	7	3	7	2	3	11	6	5	7	4	2	48			61
	2016	12	-	2	7	1	6	7	3	3	-	-	-	41	-14.6%	▼	41
Other Criminally Related Matters	2015	-	3	9	1	9	5	2	1	6	-	11	-	36			47
	2016	-	2	-	1	3	-	-	6	5	-	-	-	17	-52.8%	▼	17
Probates/Wills and Trusts - Level 2	2015	1	-	-	-	1	2	2	-	1	-	1	-	7			8
	2016	1	-	1	-	1	2	-	1	2	-	-	-	8	14.3%	▲	8
Protective Orders	2015	-	-	-	-	-	-	-	-	1	-	1	-	1			2
Uncontested Divorce	2015	4	4	6	3	9	10	2	2	3	3	4	4	43			54
	2016	1	2	3	10	8	6	4	8	1	-	-	-	43	0.0%	↔	43

Court: Waynesboro Circuit

Start/End Date: Jan-15 / Sep-16

2015 Average Month: 150

Jan-Sep 2015: 1,375

Filings Trending: ▲

Circuit/Court ID: 25

225820


Type of Case: Filings

2016 Average Month: 176

Jan-Sep 2016 : 1,588

Overall AVG. Month: 161

Monthly Summary



Jan 15-Sep 16

Totals

	2015	2016
Civil	560	508
Criminal	613	541
Other	625	539
Total	1,798	1,588

Jan --- Sep Filings

1,375

2015

1,588

2016

Jan --- Sep Filings

	2015	2016	% Change	Trending
Civil	425	508	19.5%	▲
Criminal	467	541	15.8%	▲
Other	483	539	11.6%	▲
Total	1,375	1,588	15.5%	▲

	Jan	Feb	Mar	Apr	May	Jun	Jul	Aug	Sep	Oct	Nov	Dec	Thru Sep	% Change	Trending	Total
2015	193	141	159	167	148	107	152	161	147	124	136	163	1,375			1,798
2016	152	207	204	179	187	198	148	152	161	-	-	-	1,588	15.5%	▲	1,588

		Jan	Feb	Mar	Apr	May	Jun	Jul	Aug	Sep	Oct	Nov	Dec	Thru Sep	% Change	Trending	Total
Administrative Law	2016	1	-	-	-	-	-	-	-	-	-	-	-	1			1
Contested Divorce	2015	10	10	12	7	4	6	11	8	9	9	4	8	77			98
	2016	9	19	10	9	9	16	6	6	12	-	-	-	96	24.7%	▲	96
Domestic and Family - Level 1	2015	3	3	5	2	7	1	6	6	-	1	15	-	33			49
	2016	4	8	3	11	2	11	4	4	14	-	-	-	61	84.8%	▲	61
Domestic and Family - Level 2	2015	-	-	1	2	1	2	2	1	-	-	-	-	9			9
	2016	2	2	-	3	2	4	1	-	2	-	-	-	16	77.8%	▲	16
General Civil - Level 1	2015	-	-	-	-	-	-	1	-	-	-	-	-	1			1
	2016	1	-	-	-	-	-	-	-	-	-	-	-	1	0.0%	↔	1
General Civil - Level 2	2015	2	4	5	1	2	1	-	2	1	2	3	-	18			23
	2016	1	2	2	1	1	3	-	2	4	-	-	-	16	-11.1%	▼	16
General Civil - Level 3	2015	1	-	-	2	-	3	-	8	1	4	2	5	15			26
	2016	-	4	2	3	4	2	3	1	1	-	-	-	20	33.3%	▲	20
Miscellaneous	2015	36	25	23	25	27	28	28	23	38	24	24	57	253			358
	2016	36	33	43	33	27	32	30	25	24	-	-	-	283	11.9%	▲	283
Misdemeanor	2015	10	6	14	6	11	6	16	11	11	12	5	14	91			122
	2016	9	12	21	7	14	20	5	11	3	-	-	-	102	12.1%	▲	102
Non-Capital Felonies and Related Matters	2015	66	18	18	69	56	13	37	49	29	28	42	35	355			460
	2016	41	26	54	56	67	58	43	43	39	-	-	-	427	20.3%	▲	427
Other	2015	41	50	43	26	24	23	30	34	40	16	25	25	311			377
	2016	23	68	39	41	24	26	38	32	38	-	-	-	329	5.8%	▲	329
Other Criminally Related Matters	2015	-	-	1	6	1	4	3	1	5	7	2	1	21			31
	2016	-	-	-	-	12	-	-	1	-	-	-	-	13	-38.1%	▼	13
Probates/Wills and Trusts - Level 1	2015	1	-	1	-	-	-	-	-	-	1	-	-	2			3
	2016	-	-	1	-	-	-	-	-	-	-	-	-	1	-50.0%	▼	1
Probates/Wills and Trusts - Level 2	2015	-	1	1	1	-	1	-	-	-	1	-	-	4			5
	2016	-	-	1	2	1	1	-	1	-	-	-	-	6	50.0%	▲	6
Uncontested Divorce	2015	23	24	35	20	15	19	18	18	13	19	14	18	185			236
	2016	25	33	28	13	24	25	18	26	24	-	-	-	216	16.8%	▲	216

Court: Clarke Circuit

Start/End Date: Jan-15 / Sep-16

2015 Average Month: 52

Jan-Sep 2015: 445

Filings Trending: ▲

Circuit/Court ID: 26

226043


Type of Case: Filings

2016 Average Month:61

Jan-Sep 2016 : 546

Overall AVG. Month: 55

Monthly Summary

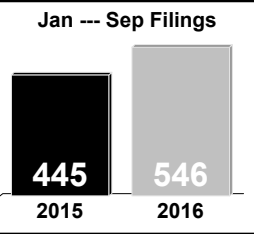


Jan 15-Sep 16

Totals

	2015	2016
Civil	129	112
Criminal	232	209
Other	258	225
Total	619	546

Jan --- Sep Filings



445 2015 546 2016

Jan --- Sep Filings

	2015	2016	% Change	Trending
Civil	98	112	14.3%	▲
Criminal	173	209	20.8%	▲
Other	174	225	29.3%	▲
Total	445	546	22.7%	▲

	Jan	Feb	Mar	Apr	May	Jun	Jul	Aug	Sep	Oct	Nov	Dec	Thru Sep	% Change	Trending	Total
2015	29	53	45	79	42	41	71	40	45	67	38	69	445			619
2016	78	52	55	62	50	48	77	48	76	-	-	-	546	22.7%	▲	546

		Jan	Feb	Mar	Apr	May	Jun	Jul	Aug	Sep	Oct	Nov	Dec	Thru Sep	% Change	Trending	Total
Administrative Law	2016	-	-	-	-	-	-	1	-	-	-	-	-	1			1
Contested Divorce	2015	-	3	3	1	4	-	1	-	1	-	2	1	13			16
	2016	-	3	1	-	-	1	1	3	1	-	-	-	10	-23.1%	▼	10
Domestic and Family - Level 1	2015	-	-	1	-	1	-	-	-	1	-	-	-	3			3
	2016	1	-	-	2	-	1	-	1	1	-	-	-	6	100.0%	▲	6
Domestic and Family - Level 2	2015	-	-	1	1	-	-	1	-	-	-	-	-	3			3
	2016	-	-	1	1	-	-	-	-	3	-	-	-	5	66.7%	▲	5
General Civil - Level 1	2015	-	-	-	-	1	-	1	-	-	-	-	-	2			2
	2016	-	-	-	-	-	-	-	-	1	-	-	-	1	-50.0%	▼	1
General Civil - Level 2	2015	1	2	1	5	1	-	-	1	1	2	1	-	12			15
	2016	1	-	1	2	1	1	1	1	1	-	-	-	9	-25.0%	▼	9
General Civil - Level 3	2015	-	-	-	1	1	-	1	-	2	2	1	-	5			8
	2016	2	-	1	1	6	3	5	1	2	-	-	-	21	320.0%	▲	21
Miscellaneous	2015	16	30	23	23	16	15	24	25	27	28	23	49	199			299
	2016	27	31	26	26	21	29	32	21	45	-	-	-	258	29.6%	▲	258
Misdemeanor	2015	2	1	3	5	3	7	8	1	5	10	3	7	35			55
	2016	10	4	3	3	5	1	5	5	9	-	-	-	45	28.6%	▲	45
Non-Capital Felonies and Related Matters	2015	6	10	8	40	10	13	30	6	7	23	4	10	130			167
	2016	33	12	18	26	13	11	28	6	11	-	-	-	158	21.5%	▲	158
Other	2015	-	1	-	-	-	-	-	-	-	-	-	-	1			1
	2016	-	-	-	-	-	-	-	1	-	-	-	-	1	0.0%	↔	1
Other Criminally Related Matters	2015	-	-	1	-	-	2	-	4	1	-	-	2	8			10
	2016	2	-	2	-	-	-	1	-	1	-	-	-	6	-25.0%	▼	6
Probates/Wills and Trusts - Level 2	2015	-	1	-	1	-	-	-	-	-	-	-	-	2			2
	2016	-	-	-	-	-	-	-	3	1	-	-	-	4	100.0%	▲	4
Protective Orders	2016	-	-	-	-	-	-	1	-	-	-	-	-	1			1
Uncontested Divorce	2015	4	5	4	2	5	4	5	3	-	2	4	-	32			38
	2016	2	2	2	1	4	1	2	6	-	-	-	-	20	-37.5%	▼	20

Court: Frederick Circuit

Start/End Date: Jan-15 / Sep-16

2015 Average Month: 391

Jan-Sep 2015: 3,464

Filings Trending: ↔

Circuit/Court ID: 26

226069


Type of Case: Filings

2016 Average Month:389

Jan-Sep 2016 : 3,503

Overall AVG. Month: 390

Monthly Summary



Jan 15-Sep 16

Totals

	2015	2016
Civil	895	651
Criminal	2,482	1,548
Other	1,318	1,304
Total	4,695	3,503

Jan --- Sep Filings

3,464

2015

3,503

2016

Jan --- Sep Filings

	2015	2016	% Change	Trending
Civil	691	651	-5.8%	▼
Criminal	1,913	1,548	-19.1%	▼
Other	860	1,304	51.6%	▲
Total	3,464	3,503	1.1%	▲

	Jan	Feb	Mar	Apr	May	Jun	Jul	Aug	Sep	Oct	Nov	Dec	Thru Sep	% Change	Trending	Total
2015	394	317	399	496	326	477	420	291	344	467	292	472	3,464			4,695
2016	374	438	467	352	419	393	403	349	308	-	-	-	3,503	1.1%	▲	3,503

		Jan	Feb	Mar	Apr	May	Jun	Jul	Aug	Sep	Oct	Nov	Dec	Thru Sep	% Change	Trending	Total
Administrative Law	2015	-	-	1	-	-	1	-	-	-	-	-	-	2			2
	2016	-	-	-	-	-	1	1	-	1	-	-	-	3	50.0%	▲	3
Capital Murder	2015	-	-	4	-	-	-	-	-	-	-	-	-	4			4
	2016	-	-	-	-	-	-	-	-	-	-	-	-	-			-
Contested Divorce	2015	5	10	14	15	6	9	6	10	7	7	5	14	82			108
	2016	8	5	14	10	6	5	7	9	3	-	-	-	67	-18.3%	▼	67
Domestic and Family - Level 1	2015	2	4	7	7	6	6	2	3	5	7	9	2	42			60
	2016	-	5	3	4	6	7	7	6	6	-	-	-	44	4.8%	▲	44
Domestic and Family - Level 2	2015	3	1	1	-	3	2	1	2	3	3	5	1	16			25
	2016	2	-	3	2	3	2	3	1	-	-	-	-	16	0.0%	↔	16
General Civil - Level 1	2015	-	-	-	1	-	-	-	-	1	1	-	-	2			3
	2016	-	1	1	-	-	-	-	-	-	-	-	-	2	0.0%	↔	2
General Civil - Level 2	2015	7	5	7	11	10	7	8	6	11	5	5	7	72			89
	2016	3	12	11	4	8	4	4	5	11	-	-	-	62	-13.9%	▼	62
General Civil - Level 3	2015	4	5	5	7	3	8	2	4	3	5	2	2	41			50
	2016	2	7	1	1	7	5	3	3	3	-	-	-	32	-22.0%	▼	32
Miscellaneous	2015	110	113	123	151	110	98	141	100	118	123	137	248	1,064			1,572
	2016	173	222	226	133	125	154	188	141	156	-	-	-	1,518	42.7%	▲	1,518
Misdemeanor	2015	42	53	53	40	23	127	55	43	35	62	18	18	471			569
	2016	28	27	32	34	36	33	28	15	20	-	-	-	253	-46.3%	▼	253
Non-Capital Felonies and Related Matters	2015	201	97	153	233	138	182	179	82	134	224	77	153	1,399			1,853
	2016	136	132	139	130	188	161	143	143	88	-	-	-	1,260	-9.9%	▼	1,260
Other	2015	-	1	-	-	-	-	1	1	-	-	-	-	3			3
	2016	5	4	1	7	5	3	5	13	2	11	2	5	45			63
Other Criminally Related Matters	2015	4	3	10	6	2	3	-	3	4	-	-	-	35	-22.2%	▼	35
	2016	-	-	-	1	-	1	-	-	-	-	-	-	2			2
Probates/Wills and Trusts - Lev	2015	2	1	2	4	4	3	-	2	2	2	1	2	20			25
	2016	2	1	2	3	4	-	1	2	2	-	-	-	17	-15.0%	▼	17
Uncontested Divorce	2015	13	23	32	19	18	30	20	25	23	17	31	20	203			271
	2016	16	23	21	25	34	18	18	21	14	-	-	-	190	-6.4%	▼	190

Court: Page Circuit

Start/End Date: Jan-15 / Sep-16

2015 Average Month: 139

Jan-Sep 2015: 1,278

Filings Trending: ▲

Circuit/Court ID: 26

226139


Type of Case: Filings

2016 Average Month:175

Jan-Sep 2016 : 1,577

Overall AVG. Month: 154

Monthly Summary



Jan 15-Sep 16

Totals

	2015	2016
Civil	276	218
Criminal	991	985
Other	400	374
Total	1,667	1,577

Jan --- Sep Filings

1,278

2015

1,577

2016

Jan --- Sep Filings

	2015	2016	% Change	Trending
Civil	206	218	5.8%	▲
Criminal	813	985	21.2%	▲
Other	259	374	44.4%	▲
Total	1,278	1,577	23.4%	▲

	Jan	Feb	Mar	Apr	May	Jun	Jul	Aug	Sep	Oct	Nov	Dec	Thru Sep	% Change	Trending	Total
2015	194	108	155	125	142	130	158	117	149	125	108	156	1,278			1,667
2016	242	198	173	186	154	100	112	136	276	-	-	-	1,577	23.4%	▲	1,577

		Jan	Feb	Mar	Apr	May	Jun	Jul	Aug	Sep	Oct	Nov	Dec	Thru Sep	% Change	Trending	Total
Administrative Law	2015	-	-	-	-	-	-	-	-	-	-	1	1	0			2
Capital Murder	2016	-	-	-	-	-	-	-	4	-	-	-	-	4	0.0%	↔	4
Contested Divorce	2015	1	2	5	5	3	1	2	4	1	2	-	5	24			31
	2016	1	1	3	-	5	2	4	5	3	-	-	-	24	0.0%	↔	24
Domestic and Family - Level 1	2015	2	1	1	2	-	-	-	1	3	1	-	1	10			12
	2016	3	-	-	-	1	3	1	-	-	-	-	-	8	-20.0%	▼	8
Domestic and Family - Level 2	2015	1	1	-	1	-	1	-	-	-	2	2	2	4			10
	2016	-	-	-	-	-	1	4	-	3	-	-	-	8	100.0%	▲	8
General Civil - Level 2	2015	1	2	6	2	2	7	6	1	2	3	-	3	29			35
	2016	1	3	5	-	5	3	1	2	4	-	-	-	24	-17.2%	▼	24
General Civil - Level 3	2015	-	-	1	3	2	1	5	-	-	1	2	1	12			16
	2016	1	-	4	-	3	1	4	1	1	-	-	-	15	25.0%	▲	15
Miscellaneous	2015	42	40	41	22	32	33	40	23	43	44	33	82	316			475
	2016	71	71	57	34	35	36	41	41	49	-	-	-	435	37.7%	▲	435
Misdemeanor	2015	33	13	15	7	26	23	27	26	11	17	20	11	181			229
	2016	29	8	16	22	25	4	13	18	40	-	-	-	175	-3.3%	▼	175
Non-Capital Felonies and Related Matters	2015	108	38	74	77	60	52	63	55	74	48	38	41	601			728
	2016	76	97	78	118	67	43	37	57	165	-	-	-	738	22.8%	▲	738
Other	2015	1	1	4	-	-	1	2	-	1	1	1	1	10			13
	2016	-	2	4	5	1	-	1	1	-	-	-	-	14	40.0%	▲	14
Other Criminally Related Matters	2015	1	-	1	1	8	3	5	1	11	-	3	1	31			35
	2016	56	1	-	3	2	-	-	-	7	-	-	-	69	122.6%	▲	69
Probates/Wills and Trusts - Lev	2016	-	-	-	-	1	-	-	-	1	-	-	-	2			2
Probates/Wills and Trusts - Level 2	2015	-	2	1	1	1	1	-	-	-	1	-	-	6			7
	2016	1	-	-	1	1	-	-	1	-	-	-	-	4	-33.3%	▼	4
Protective Orders	2015	1	-	-	-	-	-	-	-	-	-	-	-	1			1
Uncontested Divorce	2015	3	8	6	4	8	7	8	6	3	5	8	7	53			73
	2016	3	15	6	3	8	7	6	6	3	-	-	-	57	7.5%	▲	57

Court: Rockingham Circuit

Start/End Date: Jan-15 / Sep-16

2015 Average Month: 591

Jan-Sep 2015: 5,051

Filings Trending: ▲

Circuit/Court ID: 26

226165


Type of Case: Filings

2016 Average Month:583

Jan-Sep 2016 : 5,250

Overall AVG. Month: 588

Monthly Summary



Jan 15-Sep 16

Totals

	2015	2016
Civil	1,625	1,289
Criminal	3,033	2,114
Other	2,436	1,847
Total	7,094	5,250

Jan --- Sep Filings

5,051

2015

5,250

2016

Jan --- Sep Filings

	2015	2016	% Change	Trending
Civil	1,178	1,289	9.4%	▲
Criminal	2,337	2,114	-9.5%	▼
Other	1,536	1,847	20.2%	▲
Total	5,051	5,250	3.9%	▲

	Jan	Feb	Mar	Apr	May	Jun	Jul	Aug	Sep	Oct	Nov	Dec	Thru Sep	% Change	Trending	Total
2015	515	588	584	557	647	621	538	531	470	571	523	949	5,051			7,094
2016	566	645	639	573	528	589	612	538	560	-	-	-	5,250	3.9%	▲	5,250

		Jan	Feb	Mar	Apr	May	Jun	Jul	Aug	Sep	Oct	Nov	Dec	Thru Sep	% Change	Trending	Total
Administrative Law	2015	-	1	-	1	-	-	3	1	-	1	1	1	6			9
	2016	-	1	1	1	-	-	-	1	1	-	-	-	5	-16.7%	▼	5
Capital Murder	2015	-	-	-	4	-	-	-	-	-	-	-	-	4			4
	2016	-	-	-	1	-	-	-	-	-	-	-	-	1	-75.0%	▼	1
Contested Divorce	2015	12	10	18	9	22	11	14	16	12	14	18	9	124			165
	2016	18	14	18	12	11	16	9	11	19	-	-	-	128	3.2%	▲	128
Domestic and Family - Level 1	2015	6	2	5	3	3	9	20	6	5	15	19	6	59			99
	2016	8	7	4	3	9	44	9	1	9	-	-	-	94	59.3%	▲	94
Domestic and Family - Level 2	2015	5	1	14	4	15	17	3	5	8	18	19	5	72			114
	2016	9	4	3	20	4	7	4	6	12	-	-	-	69	-4.2%	▼	69
General Civil - Level 1	2015	2	2	-	1	2	1	1	1	2	-	-	-	12			12
	2016	1	-	1	-	2	1	1	2	-	-	-	-	8	-33.3%	▼	8
General Civil - Level 2	2015	13	14	9	11	10	17	11	12	18	5	22	9	115			151
	2016	12	13	19	19	15	13	12	29	23	-	-	-	155	34.8%	▲	155
General Civil - Level 3	2015	3	3	10	7	7	7	1	4	7	1	11	5	49			66
	2016	5	5	4	1	4	5	4	10	5	-	-	-	43	-12.2%	▼	43
Miscellaneous	2015	147	198	164	156	152	135	148	131	166	176	141	415	1,397			2,129
	2016	241	257	220	162	129	177	163	178	178	-	-	-	1,705	22.0%	▲	1,705
Misdemeanor	2015	43	43	56	41	64	74	37	47	35	35	39	51	440			565
	2016	27	62	65	46	44	49	55	27	41	-	-	-	416	-5.5%	▼	416
Non-Capital Felonies and Related Matters	2015	170	212	211	224	250	254	184	203	134	198	148	203	1,842			2,391
	2016	150	173	202	204	205	165	231	143	160	-	-	-	1,633	-11.3%	▼	1,633
Other	2015	77	67	55	67	51	66	71	65	56	74	77	219	575			945
	2016	68	70	59	66	65	65	76	64	61	-	-	-	594	3.3%	▲	594
Other Criminally Related Matters	2015	3	7	8	6	10	7	3	6	3	8	6	9	53			76
	2016	9	10	4	6	2	7	8	16	5	-	-	-	67	26.4%	▲	67
Probates/Wills and Trusts - Level 1	2015	-	-	-	-	-	1	-	1	-	-	1	-	2			3
	2016	-	-	-	1	-	2	-	1	-	-	-	-	4	100.0%	▲	4
Probates/Wills and Trusts - Level 2	2015	8	1	1	4	2	1	1	3	-	5	2	-	21			28
	2016	1	2	5	2	3	1	-	3	1	-	-	-	18	-14.3%	▼	18
Protective Orders	2015	-	1	3	1	5	-	1	-	-	-	2	-	11			13
	2016	-	-	-	2	1	4	3	1	-	-	-	-	11	0.0%	↔	11
Uncontested Divorce	2015	26	26	30	18	54	21	40	30	24	21	17	17	269			324
	2016	17	27	34	27	34	33	37	45	45	-	-	-	299	11.2%	▲	299

Court: Shenandoah Circuit

Start/End Date: Jan-15 / Sep-16

2015 Average Month: 265

Jan-Sep 2015: 2,244

Filings Trending: ▲

Circuit/Court ID: 26

226171


Type of Case: Filings

2016 Average Month:285

Jan-Sep 2016 : 2,569

Overall AVG. Month: 274

Monthly Summary



Jan 15-Sep 16

Totals

	2015	2016
Civil	425	368
Criminal	1,351	1,010
Other	1,402	1,191
Total	3,178	2,569

Jan --- Sep Filings

2,244

2015

2,569

2016

Jan --- Sep Filings

	2015	2016	% Change	Trending
Civil	328	368	12.2%	▲
Criminal	982	1,010	2.9%	▲
Other	934	1,191	27.5%	▲
Total	2,244	2,569	14.5%	▲

	Jan	Feb	Mar	Apr	May	Jun	Jul	Aug	Sep	Oct	Nov	Dec	Thru Sep	% Change	Trending	Total
2015	260	303	265	302	141	259	208	263	243	323	164	447	2,244			3,178
2016	345	244	333	323	280	273	314	221	236	-	-	-	2,569	14.5%	▲	2,569

		Jan	Feb	Mar	Apr	May	Jun	Jul	Aug	Sep	Oct	Nov	Dec	Thru Sep	% Change	Trending	Total
Administrative Law	2015	-	-	-	-	1	-	1	-	-	-	-	-	2			2
Contested Divorce	2015	-	-	5	7	6	7	6	2	3	2	5	2	36			45
	2016	5	1	2	6	6	2	9	8	3	-	-	-	42	16.7%	▲	42
Domestic and Family - Level 1	2015	6	3	2	9	2	4	3	12	8	2	4	1	49			56
	2016	6	-	6	6	1	-	-	5	1	-	-	-	25	-49.0%	▼	25
Domestic and Family - Level 2	2015	2	2	-	2	1	4	1	1	1	-	-	1	14			15
	2016	-	3	2	4	-	2	-	-	2	-	-	-	13	-7.1%	▼	13
General Civil - Level 1	2015	-	-	1	-	-	-	-	-	2	-	-	-	3			3
	2016	-	-	1	-	-	-	-	-	2	-	-	-	3	0.0%	↔	3
General Civil - Level 2	2015	1	4	3	2	3	4	2	2	5	1	3	3	26			33
	2016	3	1	9	2	2	4	11	4	7	-	-	-	43	65.4%	▲	43
General Civil - Level 3	2015	2	-	3	2	2	1	-	2	3	-	2	1	15			18
	2016	1	-	-	2	-	3	2	6	-	-	-	-	14	-6.7%	▼	14
Miscellaneous	2015	73	54	85	66	52	75	64	84	76	71	93	142	629			935
	2016	117	104	120	81	80	78	97	86	106	-	-	-	869	38.2%	▲	869
Misdemeanor	2015	17	45	35	16	8	17	15	19	24	122	9	38	196			365
	2016	27	23	18	17	42	40	18	37	22	-	-	-	244	24.5%	▲	244
Non-Capital Felonies and Related Matters	2015	110	90	99	128	34	95	74	42	73	79	8	98	745			930
	2016	99	71	74	147	87	68	108	49	44	-	-	-	747	0.3%	▲	747
Other	2015	38	91	22	53	27	42	33	70	39	29	23	148	415			615
	2016	80	28	86	39	55	66	56	16	36	-	-	-	462	11.3%	▲	462
Other Criminally Related Matters	2015	1	8	1	5	2	5	-	19	-	10	2	3	41			56
	2016	-	1	6	4	-	1	3	1	4	-	-	-	20	-51.2%	▼	20
Probates/Wills and Trusts - Lev	2016	1	1	1	-	-	-	-	-	-	-	-	-	3			3
Probates/Wills and Trusts - Level 2	2015	-	1	-	1	-	-	3	-	-	-	-	2	5			7
	2016	1	1	1	3	1	-	-	2	1	-	-	-	10	100.0%	▲	10
Uncontested Divorce	2015	10	5	9	11	3	5	6	10	9	7	15	8	68			98
	2016	5	10	7	12	6	9	10	7	8	-	-	-	74	8.8%	▲	74

Court: Warren Circuit

Start/End Date: Jan-15 / Sep-16

2015 Average Month: 264

Jan-Sep 2015: 2,221

Filings Trending: ▲

Circuit/Court ID: 26

226187


Type of Case: Filings

2016 Average Month:268

Jan-Sep 2016 : 2,411

Overall AVG. Month: 266

Monthly Summary



Jan 15-Sep 16

Totals

	2015	2016
Civil	676	579
Criminal	1,248	899
Other	1,242	933
Total	3,166	2,411

Jan --- Sep Filings

2,221

2015

2,411

2016

Jan --- Sep Filings

	2015	2016	% Change	Trending
Civil	520	579	11.3%	▲
Criminal	906	899	-0.8%	▼
Other	795	933	17.4%	▲
Total	2,221	2,411	8.6%	▲

	Jan	Feb	Mar	Apr	May	Jun	Jul	Aug	Sep	Oct	Nov	Dec	Thru Sep	% Change	Trending	Total
2015	232	268	224	358	221	198	251	214	255	248	245	452	2,221			3,166
2016	247	271	355	265	224	302	259	236	252	-	-	-	2,411	8.6%	▲	2,411

		Jan	Feb	Mar	Apr	May	Jun	Jul	Aug	Sep	Oct	Nov	Dec	Thru Sep	% Change	Trending	Total
Administrative Law	2015	-	-	-	-	1	-	-	-	-	-	-	-	1			1
	2016	-	-	-	-	-	-	-	1	-	-	-	-	1	0.0%	↔	1
Contested Divorce	2015	6	8	14	10	9	10	8	12	8	10	6	6	85			107
	2016	7	12	6	17	5	12	10	11	11	-	-	-	91	7.1%	▲	91
Domestic and Family - Level 1	2015	1	1	6	5	11	11	4	9	18	12	4	2	66			84
	2016	-	21	2	3	1	6	7	2	6	-	-	-	48	-27.3%	▼	48
Domestic and Family - Level 2	2015	-	-	12	2	4	2	1	5	-	2	5	1	26			34
	2016	-	1	-	-	5	-	1	3	2	-	-	-	12	-53.8%	▼	12
General Civil - Level 1	2015	-	-	-	-	-	-	-	1	-	-	-	-	1			1
	2016	-	3	-	-	-	-	-	1	-	-	-	-	4	300.0%	▲	4
General Civil - Level 2	2015	1	6	6	8	8	4	4	2	3	5	3	6	42			56
	2016	2	11	5	8	7	12	4	4	7	-	-	-	60	42.9%	▲	60
General Civil - Level 3	2015	1	-	2	3	3	3	1	-	1	1	1	-	14			16
	2016	1	7	2	2	2	5	1	3	1	-	-	-	24	71.4%	▲	24
Miscellaneous	2015	77	66	73	60	53	55	74	64	54	72	88	162	576			898
	2016	110	108	119	87	67	94	83	75	86	-	-	-	829	43.9%	▲	829
Misdemeanor	2015	15	11	14	29	18	14	22	27	20	16	15	22	170			223
	2016	16	8	34	18	13	22	21	24	26	-	-	-	182	7.1%	▲	182
Non-Capital Felonies and Related Matters	2015	83	75	24	162	68	47	76	46	103	74	71	136	684			965
	2016	42	37	120	57	75	78	97	74	74	-	-	-	654	-4.4%	▼	654
Other	2015	25	72	42	46	28	32	34	16	29	43	26	99	324			492
	2016	50	40	37	54	24	35	3	1	1	-	-	-	245	-24.4%	▼	245
Other Criminally Related Matters	2015	10	5	13	4	1	4	6	5	4	-	7	1	52			60
	2016	2	3	6	2	6	9	12	15	8	-	-	-	63	21.2%	▲	63
Probates/Wills and Trusts - Lev	2015	-	-	-	-	-	-	-	-	1	-	-	-	1			1
Probates/Wills and Trusts - Level 2	2015	2	-	-	1	-	-	1	-	-	-	-	-	4			4
	2016	-	-	-	1	1	2	-	1	1	-	-	-	6	50.0%	▲	6
Protective Orders	2015	1	4	-	-	1	1	2	1	1	-	1	1	11			13
	2016	-	1	2	-	1	1	-	1	1	-	-	-	7	-36.4%	▼	7
Uncontested Divorce	2015	10	20	18	28	16	15	18	26	13	13	18	16	164			211
	2016	17	19	22	16	17	26	20	20	28	-	-	-	185	12.8%	▲	185

Court: Winchester Circuit

Start/End Date: Jan-15 / Sep-16

2015 Average Month: 222

Jan-Sep 2015: 2,122

Filings Trending: ▼

Circuit/Court ID: 26

226840


Type of Case: Filings

2016 Average Month:193

Jan-Sep 2016 : 1,734

Overall AVG. Month: 209

Monthly Summary



Jan 15-Sep 16

Totals

	2015	2016
Civil	466	337
Criminal	1,948	1,202
Other	249	195
Total	2,663	1,734

Jan --- Sep Filings

2,122

2015

1,734

2016

Jan --- Sep Filings

	2015	2016	% Change	Trending
Civil	379	337	-11.1%	▼
Criminal	1,574	1,202	-23.6%	▼
Other	169	195	15.4%	▲
Total	2,122	1,734	-18.3%	▼

	Jan	Feb	Mar	Apr	May	Jun	Jul	Aug	Sep	Oct	Nov	Dec	Thru Sep	% Change	Trending	Total
2015	200	277	250	213	230	259	263	217	213	189	134	218	2,122			2,663
2016	197	215	213	186	134	199	192	229	169	-	-	-	1,734	-18.3%	▼	1,734

		Jan	Feb	Mar	Apr	May	Jun	Jul	Aug	Sep	Oct	Nov	Dec	Thru Sep	% Change	Trending	Total
Administrative Law	2015	-	-	-	-	-	1	-	-	-	-	-	1	1			2
	2016	1	-	2	-	-	-	1	-	1	-	-	-	5	400.0%	▲	5
Contested Divorce	2015	4	5	5	5	-	6	2	4	6	3	2	-	37			42
	2016	1	6	3	3	1	3	3	5	1	-	-	-	26	-29.7%	▼	26
Domestic and Family - Level 1	2015	4	-	-	-	5	13	4	4	3	-	6	2	33			41
	2016	1	2	11	8	4	8	13	3	6	-	-	-	56	69.7%	▲	56
Domestic and Family - Level 2	2015	3	-	2	3	1	3	4	-	5	3	-	1	21			25
	2016	-	-	5	3	-	3	1	4	1	-	-	-	17	-19.0%	▼	17
General Civil - Level 1	2015	1	1	1	1	-	-	1	1	1	1	2	2	7			12
	2016	-	1	1	-	-	1	2	-	2	-	-	-	7	0.0%	↔	7
General Civil - Level 2	2015	5	-	20	4	4	3	8	4	3	6	2	3	51			62
	2016	3	4	3	4	7	7	3	6	4	-	-	-	41	-19.6%	▼	41
General Civil - Level 3	2015	6	1	3	6	2	3	1	-	1	3	1	3	23			30
	2016	1	2	2	-	2	1	4	-	1	-	-	-	13	-43.5%	▼	13
Miscellaneous	2015	22	37	28	27	28	25	29	29	30	21	35	50	255			361
	2016	39	36	28	27	24	35	32	36	40	-	-	-	297	16.5%	▲	297
Misdemeanor	2015	31	46	43	40	46	46	37	37	26	30	16	43	352			441
	2016	41	25	38	19	10	28	41	22	17	-	-	-	241	-31.5%	▼	241
Non-Capital Felonies and Related Matters	2015	100	172	135	112	127	137	160	120	123	113	59	108	1,186			1,466
	2016	102	130	109	116	79	102	86	137	80	-	-	-	941	-20.7%	▼	941
Other	2015	3	2	3	2	2	3	1	-	3	2	2	-	19			23
	2016	2	-	2	-	-	-	1	1	2	-	-	-	8	-57.9%	▼	8
Other Criminally Related Matters	2015	6	2	4	3	4	7	2	5	4	-	1	4	37			42
	2016	1	3	2	1	2	2	1	5	4	-	-	-	21	-43.2%	▼	21
Probates/Wills and Trusts - Lev	2015	-	1	-	-	-	-	-	-	-	-	-	-	1			1
Probates/Wills and Trusts - Level 2	2015	1	-	1	-	1	2	2	3	-	2	1	-	10			13
	2016	-	2	1	1	-	-	1	1	-	-	-	-	6	-40.0%	▼	6
Protective Orders	2015	-	-	-	-	-	-	-	-	1	-	-	-	1			1
Uncontested Divorce	2015	14	10	5	10	10	10	12	10	7	5	7	1	88			101
	2016	5	4	6	4	5	9	3	9	10	-	-	-	55	-37.5%	▼	55

Court: Bland Circuit

Start/End Date: Jan-15 / Sep-16

2015 Average Month: 29

Jan-Sep 2015: 231

Filings Trending: ▲

Circuit/Court ID: 27

227021


Type of Case: Filings

2016 Average Month:43

Jan-Sep 2016 : 387

Overall AVG. Month: 35

Monthly Summary



Jan 15-Sep 16

Totals

	2015	2016
Civil	76	65
Criminal	54	117
Other	212	205
Total	342	387

Jan --- Sep Filings

231

2015

387

2016

Jan --- Sep Filings

	2015	2016	% Change	Trending
Civil	58	65	12.1%	▲
Criminal	46	117	154.3%	▲
Other	127	205	61.4%	▲
Total	231	387	67.5%	▲

	Jan	Feb	Mar	Apr	May	Jun	Jul	Aug	Sep	Oct	Nov	Dec	Thru Sep	% Change	Trending	Total
2015	20	32	29	24	28	19	23	26	30	38	26	47	231			342
2016	58	63	51	32	46	44	33	31	29	-	-	-	387	67.5%	▲	387

		Jan	Feb	Mar	Apr	May	Jun	Jul	Aug	Sep	Oct	Nov	Dec	Thru Sep	% Change	Trending	Total
Administrative Law	2016	-	2	-	-	-	-	-	-	-	-	-	-	2			2
Contested Divorce	2015	2	1	1	2	-	-	1	2	1	-	-	-	10			10
	2016	-	3	3	-	1	-	1	1	-	-	-	-	9	-10.0%	▼	9
Domestic and Family - Level 1	2015	-	-	-	3	-	1	-	2	-	-	2	1	6			9
	2016	1	-	-	1	-	-	2	-	-	-	-	-	4	-33.3%	▼	4
Domestic and Family - Level 2	2015	-	-	1	-	2	-	-	-	1	-	-	-	4			4
General Civil - Level 2	2015	-	1	-	2	-	-	-	-	-	-	-	-	3			3
	2016	1	1	-	-	2	2	4	-	1	-	-	-	11	266.7%	▲	11
General Civil - Level 3	2015	1	-	-	-	1	1	1	-	-	1	1	1	4			7
	2016	-	1	-	-	1	-	-	-	-	-	-	-	2	-50.0%	▼	2
Miscellaneous	2015	13	23	22	12	15	10	12	14	17	30	19	41	138			228
	2016	44	38	33	27	10	17	17	17	18	-	-	-	221	60.1%	▲	221
Misdemeanor	2015	-	3	-	1	-	-	1	1	-	1	1	-	6			8
	2016	-	-	1	-	2	1	3	2	1	-	-	-	10	66.7%	▲	10
Non-Capital Felonies and Related Matters	2015	2	1	4	2	8	3	6	4	6	2	-	2	36			40
	2016	10	15	12	4	29	17	5	6	5	-	-	-	103	186.1%	▲	103
Other	2015	-	-	-	-	-	1	-	-	-	-	-	-	1			1
	2016	-	1	-	-	-	2	-	-	-	-	-	-	3	200.0%	▲	3
Other Criminally Related Matters	2015	-	1	-	-	1	-	-	2	-	1	1	-	4			6
	2016	-	-	-	-	-	-	-	3	2	-	-	-	5	25.0%	▲	5
Probates/Wills and Trusts - Lev	2015	-	-	1	-	-	-	-	-	1	-	-	1	2			3
Uncontested Divorce	2015	2	2	-	2	1	3	2	1	4	3	2	1	17			23
	2016	2	2	2	-	1	5	1	2	2	-	-	-	17	0.0%	↔	17

Court: Carroll Circuit

Start/End Date: Jan-15 / Sep-16

2015 Average Month: 227

Jan-Sep 2015: 1,975

Filings Trending: ▲

Circuit/Court ID: 27

227035


Type of Case: Filings

2016 Average Month: 261

Jan-Sep 2016 : 2,347

Overall AVG. Month: 241

Monthly Summary

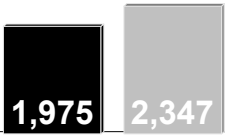


Jan 15-Sep 16

Totals

	2015	2016
Civil	436	369
Criminal	1,071	1,008
Other	1,213	970
Total	2,720	2,347

Jan --- Sep Filings



20152016

Jan --- Sep Filings

	2015	2016	% Change	Trending
Civil	339	369	8.8%	▲
Criminal	801	1,008	25.8%	▲
Other	835	970	16.2%	▲
Total	1,975	2,347	18.8%	▲

	Jan	Feb	Mar	Apr	May	Jun	Jul	Aug	Sep	Oct	Nov	Dec	Thru Sep	% Change	Trending	Total
2015	195	190	318	191	181	203	224	202	271	224	163	358	1,975			2,720
2016	302	247	292	252	224	323	215	246	246	-	-	-	2,347	18.8%	▲	2,347

		Jan	Feb	Mar	Apr	May	Jun	Jul	Aug	Sep	Oct	Nov	Dec	Thru Sep	% Change	Trending	Total
Administrative Law	2015	-	1	-	-	1	-	-	-	-	-	-	-	2			2
	2016	-	-	-	-	-	1	-	-	-	-	-	-	1	-50.0%	▼	1
Contested Divorce	2015	1	5	5	4	8	2	7	2	3	3	3	6	37			49
	2016	3	4	2	4	5	2	5	2	1	-	-	-	28	-24.3%	▼	28
Domestic and Family - Level 1	2015	-	-	1	5	1	5	-	-	8	5	1	1	20			27
	2016	1	13	3	4	19	-	3	6	5	-	-	-	54	170.0%	▲	54
Domestic and Family - Level 2	2015	1	2	4	-	1	1	1	-	-	2	1	1	10			14
	2016	2	1	2	2	1	1	2	2	2	-	-	-	15	50.0%	▲	15
General Civil - Level 1	2015	-	-	1	-	-	-	-	-	-	-	-	-	1			1
	2016	-	-	-	2	1	-	1	-	2	-	-	-	6	500.0%	▲	6
General Civil - Level 2	2015	3	2	14	4	11	6	7	3	3	2	2	4	53			61
	2016	3	-	9	2	2	5	4	2	5	-	-	-	32	-39.6%	▼	32
General Civil - Level 3	2015	-	-	4	1	3	1	1	2	3	3	2	4	15			24
	2016	1	1	3	2	3	7	1	5	4	-	-	-	27	80.0%	▲	27
Miscellaneous	2015	88	74	105	90	45	70	96	85	91	84	58	140	744			1,026
	2016	130	120	122	110	68	79	89	84	104	-	-	-	906	21.8%	▲	906
Misdemeanor	2015	11	11	19	10	7	13	9	21	10	19	19	6	111			155
	2016	20	7	7	21	9	17	13	9	9	-	-	-	112	0.9%	▲	112
Non-Capital Felonies and Related Matters	2015	52	54	102	40	63	62	57	56	116	65	54	74	602			795
	2016	96	57	101	69	74	162	70	83	77	-	-	-	789	31.1%	▲	789
Other	2015	19	23	27	21	21	29	24	20	21	15	10	99	205			329
	2016	27	30	20	16	14	17	21	22	17	-	-	-	184	-10.2%	▼	184
Other Criminally Related Matters	2015	12	3	23	5	8	11	14	5	7	11	8	14	88			121
	2016	11	5	8	10	16	18	3	19	18	-	-	-	108	22.7%	▲	108
Probates/Wills and Trusts - Lev	2015	-	-	-	2	-	1	-	-	1	-	-	-	4			4
Probates/Wills and Trusts - Level 2	2015	2	3	1	2	2	-	-	4	1	4	-	3	15			22
	2016	2	1	2	1	2	5	2	3	1	-	-	-	19	26.7%	▲	19
Protective Orders	2015	-	1	-	-	-	-	-	-	-	-	-	-	1			1
Uncontested Divorce	2015	6	11	12	7	10	2	8	4	7	11	5	6	67			89
	2016	6	8	13	9	10	9	1	9	1	-	-	-	66	-1.5%	▼	66

Court: Floyd Circuit

Start/End Date: Jan-15 / Sep-16

2015 Average Month: 76

Jan-Sep 2015: 649

Filings Trending: ▲

Circuit/Court ID: 27

227063

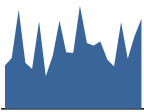
Type of Case: Filings

2016 Average Month:78

Jan-Sep 2016 : 705

Overall AVG. Month: 77

Monthly Summary



Jan 15-Sep 16

Totals

	2015	2016
Civil	209	127
Criminal	331	246
Other	368	332
Total	908	705

Jan --- Sep Filings

649

2015

705

2016

Jan --- Sep Filings

	2015	2016	% Change	Trending
Civil	159	127	-20.1%	▼
Criminal	263	246	-6.5%	▼
Other	227	332	46.3%	▲
Total	649	705	8.6%	▲

	Jan	Feb	Mar	Apr	May	Jun	Jul	Aug	Sep	Oct	Nov	Dec	Thru Sep	% Change	Trending	Total
2015	52	61	119	55	48	105	39	64	106	68	67	124	649			908
2016	79	76	81	59	51	104	60	87	108	-	-	-	705	8.6%	▲	705

		Jan	Feb	Mar	Apr	May	Jun	Jul	Aug	Sep	Oct	Nov	Dec	Thru Sep	% Change	Trending	Total
Contested Divorce	2015	1	-	4	3	1	2	-	1	5	-	-	2	17			19
	2016	-	-	2	3	-	1	1	-	3	-	-	-	10	-41.2%	▼	10
Domestic and Family - Level 1	2015	-	-	-	6	1	2	-	-	-	-	13	2	9			24
	2016	4	1	-	1	2	-	-	1	-	-	-	-	9	0.0%	↔	9
Domestic and Family - Level 2	2015	-	-	-	2	1	-	-	-	-	-	-	-	3			3
	2016	-	-	-	-	1	-	1	1	-	-	-	-	3	0.0%	↔	3
General Civil - Level 1	2015	1	1	-	-	-	-	-	-	-	-	-	-	2			2
	2016	-	-	1	-	-	-	-	-	-	-	-	-	1	-50.0%	▼	1
General Civil - Level 2	2015	-	1	-	1	-	-	1	3	1	1	2	2	7			12
	2016	2	1	1	1	-	2	4	1	-	-	-	-	12	71.4%	▲	12
General Civil - Level 3	2015	2	1	1	3	1	-	2	4	2	-	1	3	16			20
	2016	-	1	-	-	5	4	3	1	1	-	-	-	15	-6.3%	▼	15
Miscellaneous	2015	29	43	33	27	25	31	27	23	38	46	33	76	276			431
	2016	63	66	47	37	24	43	26	47	34	-	-	-	387	40.2%	▲	387
Misdemeanor	2015	1	-	5	-	4	3	1	3	11	4	1	2	28			35
	2016	5	2	2	11	3	6	11	11	9	-	-	-	60	114.3%	▲	60
Non-Capital Felonies and Related Matters	2015	8	4	71	10	9	60	2	17	44	11	7	34	225			277
	2016	2	2	26	2	13	39	8	21	60	-	-	-	173	-23.1%	▼	173
Other Criminally Related Matters	2015	-	4	-	-	1	-	-	5	-	-	9	-	10			19
	2016	-	2	-	1	-	7	3	1	-	-	-	-	14	40.0%	▲	14
Probates/Wills and Trusts - Lev	2015	-	-	-	-	-	-	-	-	1	-	-	-	1			1
Probates/Wills and Trusts - Level 2	2015	3	-	2	1	-	-	-	3	-	1	-	1	9			11
	2016	-	1	1	-	-	-	2	-	-	-	-	-	4	-55.6%	▼	4
Uncontested Divorce	2015	7	7	3	2	5	7	6	5	4	5	1	2	46			54
	2016	3	-	1	3	3	2	1	3	1	-	-	-	17	-63.0%	▼	17

Court: Giles Circuit

Start/End Date: Jan-15 / Sep-16

2015 Average Month: 116

Jan-Sep 2015: 1,045

Filings Trending: ▼

Circuit/Court ID: 27

227071


Type of Case: Filings

2016 Average Month:106

Jan-Sep 2016 : 953

Overall AVG. Month: 112

Monthly Summary



Jan 15-Sep 16

Totals

	2015	2016
Civil	203	164
Criminal	793	405
Other	401	384
Total	1,397	953

Jan --- Sep Filings

1,045

953

2015

2016

Jan --- Sep Filings

	2015	2016	% Change	Trending
Civil	165	164	-0.6%	▼
Criminal	604	405	-32.9%	▼
Other	276	384	39.1%	▲
Total	1,045	953	-8.8%	▼

	Jan	Feb	Mar	Apr	May	Jun	Jul	Aug	Sep	Oct	Nov	Dec	Thru Sep	% Change	Trending	Total
2015	106	96	119	115	84	89	88	122	226	117	88	147	1,045			1,397
2016	129	114	118	91	79	92	119	96	115	-	-	-	953	-8.8%	▼	953

		Jan	Feb	Mar	Apr	May	Jun	Jul	Aug	Sep	Oct	Nov	Dec	Thru Sep	% Change	Trending	Total
Contested Divorce	2015	3	-	2	1	2	2	2	1	2	1	1	1	15			18
	2016	1	2	1	3	2	-	2	2	-	-	-	-	13	-13.3%	▼	13
Domestic and Family - Level 1	2015	10	16	1	1	1	3	8	5	5	-	2	5	50			57
	2016	-	7	14	4	2	1	2	-	7	-	-	-	37	-26.0%	▼	37
Domestic and Family - Level 2	2015	-	-	6	-	5	-	-	-	-	1	-	-	11			12
	2016	6	2	1	1	-	1	-	-	2	-	-	-	13	18.2%	▲	13
General Civil - Level 2	2015	1	2	-	3	-	2	1	-	2	4	3	2	11			20
	2016	-	-	1	2	-	1	1	2	3	-	-	-	10	-9.1%	▼	10
General Civil - Level 3	2015	-	1	-	1	-	-	-	2	-	1	1	1	4			7
	2016	1	-	-	1	1	1	1	-	1	-	-	-	6	50.0%	▲	6
Infraction/ Civil Violation	2015	-	-	1	-	-	-	-	-	-	-	-	-	1			1
Miscellaneous	2015	28	31	43	40	24	28	31	36	33	35	27	69	294			425
	2016	56	63	56	43	30	38	40	47	41	-	-	-	414	40.8%	▲	414
Misdemeanor	2015	9	9	10	6	10	6	5	19	23	13	10	7	97			127
	2016	17	23	16	7	13	7	8	8	6	-	-	-	105	8.2%	▲	105
Non-Capital Felonies and Related Matters	2015	50	26	47	42	34	34	32	47	151	52	26	55	463			596
	2016	38	9	22	25	25	38	58	21	50	-	-	-	286	-38.2%	▼	286
Other	2015	-	-	-	-	1	-	-	-	-	-	-	-	1			1
Other Criminally Related Matters	2015	1	5	1	16	-	8	1	8	5	9	17	-	45			71
	2016	2	1	-	1	-	3	-	5	2	-	-	-	14	-68.9%	▼	14
Probates/Wills and Trusts - Lev	2016	-	-	-	-	1	-	-	-	-	-	-	-	1			1
Probates/Wills and Trusts - Level 2	2015	1	3	-	-	1	1	2	1	-	-	-	1	9			10
	2016	3	1	2	1	-	-	-	4	1	-	-	-	12	33.3%	▲	12
Protective Orders	2015	-	1	-	-	-	-	-	1	1	-	-	-	3			3
	2016	4	1	-	-	-	-	-	2	-	-	-	-	7	133.3%	▲	7
Uncontested Divorce	2015	3	2	8	5	6	5	6	2	4	1	1	6	41			49
	2016	1	5	5	3	5	2	7	5	2	-	-	-	35	-14.6%	▼	35

Court: Grayson Circuit

Start/End Date: Jan-15 / Sep-16

2015 Average Month: 112

Jan-Sep 2015: 993

Filings Trending: ▲

Circuit/Court ID: 27

227077

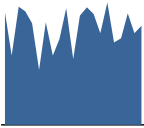
Type of Case: Filings

2016 Average Month:122

Jan-Sep 2016 : 1,097

Overall AVG. Month: 116

Monthly Summary



Jan 15-Sep 16

Totals

	2015	2016
Civil	263	142
Criminal	524	458
Other	556	497
Total	1,343	1,097

Jan --- Sep Filings

993

2015

1,097

2016

Jan --- Sep Filings

	2015	2016	% Change	Trending
Civil	185	142	-23.2%	▼
Criminal	408	458	12.3%	▲
Other	400	497	24.3%	▲
Total	993	1,097	10.5%	▲

	Jan	Feb	Mar	Apr	May	Jun	Jul	Aug	Sep	Oct	Nov	Dec	Thru Sep	% Change	Trending	Total
2015	135	83	142	136	122	66	123	83	103	140	79	131	993			1,343
2016	141	133	110	147	99	104	134	110	119	-	-	-	1,097	10.5%	▲	1,097

		Jan	Feb	Mar	Apr	May	Jun	Jul	Aug	Sep	Oct	Nov	Dec	Thru Sep	% Change	Trending	Total
Contested Divorce	2015	2	2	4	3	3	1	5	3	3	3	-	1	26			30
	2016	-	1	5	1	1	3	2	1	-	-	-	-	14	-46.2%	▼	14
Domestic and Family - Level 1	2015	2	-	7	6	5	-	-	-	2	14	20	1	22			57
	2016	-	-	-	1	1	-	-	-	-	-	-	-	2	-90.9%	▼	2
Domestic and Family - Level 2	2015	-	-	-	-	-	-	2	-	-	-	-	-	2			2
	2016	-	-	1	1	1	1	-	-	1	-	-	-	5	150.0%	▲	5
General Civil - Level 1	2015	-	-	2	-	-	-	-	-	-	-	-	-	2			2
General Civil - Level 2	2015	4	1	2	3	3	3	1	4	2	3	1	5	23			32
	2016	1	1	-	3	-	4	3	-	4	-	-	-	16	-30.4%	▼	16
General Civil - Level 3	2015	-	2	-	1	-	-	1	5	1	2	4	1	10			17
	2016	2	3	-	2	1	3	1	-	-	-	-	-	12	20.0%	▲	12
Miscellaneous	2015	43	48	69	63	36	36	32	33	73	44	34	88	433			599
	2016	92	76	61	51	32	54	53	54	51	-	-	-	524	21.0%	▲	524
Misdemeanor	2015	5	12	6	6	21	5	9	8	3	12	5	12	75			104
	2016	8	10	15	18	13	6	10	17	11	-	-	-	108	44.0%	▲	108
Non-Capital Felonies and Related Matters	2015	71	11	41	49	45	11	66	18	11	55	12	21	323			411
	2016	32	30	21	57	41	24	61	29	45	-	-	-	340	5.3%	▲	340
Other	2015	-	-	-	1	2	1	1	2	2	1	-	-	9			10
	2016	1	2	-	1	4	3	-	6	1	-	-	-	18	100.0%	▲	18
Other Criminally Related Matters	2015	-	1	3	1	-	1	4	1	-	1	-	-	11			12
	2016	-	5	1	2	2	-	1	2	-	-	-	-	13	18.2%	▲	13
Probates/Wills and Trusts - Lev	2016	-	-	-	-	-	-	1	-	1	-	-	-	2			2
Probates/Wills and Trusts - Level 2	2015	1	-	3	-	-	1	-	-	1	2	-	-	6			8
	2016	1	-	1	1	-	1	-	-	2	-	-	-	6	0.0%	↔	6
Protective Orders	2015	-	1	-	-	2	-	-	1	-	-	-	-	4			4
	2016	-	1	1	1	-	-	-	1	-	-	-	-	4	0.0%	↔	4
Uncontested Divorce	2015	7	5	5	3	5	7	2	8	5	3	3	2	47			55
	2016	4	4	4	8	3	5	2	-	3	-	-	-	33	-29.8%	▼	33

Court: Montgomery Circuit

Start/End Date: Jan-15 / Sep-16

2015 Average Month: 407

Jan-Sep 2015: 3,461

Filings Trending: ▲

Circuit/Court ID: 27

227121


Type of Case: Filings

2016 Average Month:454

Jan-Sep 2016 : 4,084

Overall AVG. Month: 427

Monthly Summary




Jan 15-Sep 16

Totals

	2015	2016
Civil	1,071	782
Criminal	1,660	1,673
Other	2,151	1,629
Total	4,882	4,084

Jan --- Sep Filings



20152016

Jan --- Sep Filings

	2015	2016	% Change	Trending
Civil	811	782	-3.6%	▼
Criminal	1,223	1,673	36.8%	▲
Other	1,427	1,629	14.2%	▲
Total	3,461	4,084	18.0%	▲

	Jan	Feb	Mar	Apr	May	Jun	Jul	Aug	Sep	Oct	Nov	Dec	Thru Sep	% Change	Trending	Total
2015	355	325	439	493	267	375	383	429	395	402	332	687	3,461			4,882
2016	415	556	467	427	485	416	373	499	446	-	-	-	4,084	18.0%	▲	4,084

		Jan	Feb	Mar	Apr	May	Jun	Jul	Aug	Sep	Oct	Nov	Dec	Thru Sep	% Change	Trending	Total
Administrative Law	2015	1	-	-	-	-	-	3	1	-	-	-	-	5			5
	2016	1	1	-	-	-	1	-	-	1	-	-	-	4	-20.0%	▼	4
Contested Divorce	2015	10	11	12	12	7	8	9	9	9	8	9	7	87			111
	2016	6	8	5	6	8	5	7	8	5	-	-	-	58	-33.3%	▼	58
Domestic and Family - Level 1	2015	-	3	9	5	7	7	7	6	3	-	5	4	47			56
	2016	4	11	5	2	13	9	7	3	9	-	-	-	63	34.0%	▲	63
Domestic and Family - Level 2	2015	2	1	4	3	-	3	3	3	2	3	1	2	21			27
	2016	1	4	3	2	2	7	1	-	8	-	-	-	28	33.3%	▲	28
General Civil - Level 1	2015	-	4	-	1	-	1	1	1	-	1	-	-	8			9
	2016	-	2	2	1	1	-	1	-	-	-	-	-	7	-12.5%	▼	7
General Civil - Level 2	2015	5	5	18	14	10	16	8	13	17	10	6	8	106			130
	2016	5	15	8	10	13	12	7	18	8	-	-	-	96	-9.4%	▼	96
General Civil - Level 3	2015	4	5	5	5	-	6	6	7	1	1	5	2	39			47
	2016	2	3	5	3	3	4	3	2	1	-	-	-	26	-33.3%	▼	26
Miscellaneous	2015	152	134	144	158	98	134	139	122	169	140	154	308	1,250			1,852
	2016	196	166	180	160	130	141	153	135	144	-	-	-	1,405	12.4%	▲	1,405
Misdemeanor	2015	25	28	31	39	18	46	31	43	35	36	24	29	296			385
	2016	28	58	45	37	52	25	18	59	23	-	-	-	345	16.6%	▲	345
Non-Capital Felonies and Related Matters	2015	110	43	97	122	57	75	113	163	106	114	82	133	886			1,215
	2016	89	175	112	124	187	99	97	200	166	-	-	-	1,249	41.0%	▲	1,249
Other	2015	24	67	93	95	44	50	41	37	37	56	22	165	488			731
	2016	59	80	67	55	42	80	55	53	49	-	-	-	540	10.7%	▲	540
Other Criminally Related Matters	2015	3	3	4	6	4	7	4	3	8	7	6	7	42			62
	2016	3	11	14	9	6	17	11	7	2	-	-	-	80	90.5%	▲	80
Probates/Wills and Trusts - Level 1	2015	-	-	-	-	-	-	1	-	-	-	-	1	1			2
	2016	3	-	-	-	-	-	2	-	-	-	-	-	5	400.0%	▲	5
Probates/Wills and Trusts - Level 2	2015	4	3	4	3	1	3	-	2	1	4	1	2	21			28
	2016	4	5	3	3	5	5	4	3	1	-	-	-	33	57.1%	▲	33
Uncontested Divorce	2015	15	18	18	30	21	19	17	19	7	22	17	19	164			222
	2016	14	17	18	15	23	11	7	11	29	-	-	-	145	-11.6%	▼	145

Court: Pulaski Circuit

Start/End Date: Jan-15 / Sep-16

2015 Average Month: 238

Jan-Sep 2015: 2,017

Filings Trending: ▲

Circuit/Court ID: 27

227155


Type of Case: Filings

2016 Average Month:288

Jan-Sep 2016 : 2,590

Overall AVG. Month: 259

Monthly Summary

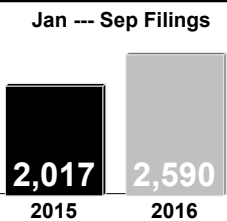


Jan 15-Sep 16

Totals

	2015	2016
Civil	498	354
Criminal	1,211	1,322
Other	1,149	914
Total	2,858	2,590

Jan --- Sep Filings



2,017 2,590

2015 2016

Jan --- Sep Filings

	2015	2016	% Change	Trending
Civil	395	354	-10.4%	▼
Criminal	883	1,322	49.7%	▲
Other	739	914	23.7%	▲
Total	2,017	2,590	28.4%	▲

	Jan	Feb	Mar	Apr	May	Jun	Jul	Aug	Sep	Oct	Nov	Dec	Thru Sep	% Change	Trending	Total
2015	263	202	231	272	183	196	247	196	227	312	185	344	2,017			2,858
2016	394	278	273	341	322	245	252	241	244	-	-	-	2,590	28.4%	▲	2,590

		Jan	Feb	Mar	Apr	May	Jun	Jul	Aug	Sep	Oct	Nov	Dec	Thru Sep	% Change	Trending	Total
Contested Divorce	2015	5	6	12	5	6	3	8	3	2	1	4	2	50			57
	2016	3	9	3	-	5	6	3	5	8	-	-	-	42	-16.0%	▼	42
Domestic and Family - Level 1	2015	4	-	15	10	6	4	6	10	2	9	1	10	57			77
	2016	3	4	9	5	4	9	4	7	7	-	-	-	52	-8.8%	▼	52
Domestic and Family - Level 2	2015	-	2	4	2	4	1	1	3	-	2	-	1	17			20
	2016	-	2	3	1	-	-	-	1	3	-	-	-	10	-41.2%	▼	10
General Civil - Level 1	2015	1	-	1	-	-	1	1	-	-	-	-	-	4			4
	2016	2	-	-	-	-	-	-	-	1	-	-	-	3	-25.0%	▼	3
General Civil - Level 2	2015	6	5	5	3	6	9	4	6	1	3	5	5	45			58
	2016	2	5	5	8	2	5	2	5	5	-	-	-	39	-13.3%	▼	39
General Civil - Level 3	2015	2	-	2	4	2	5	5	2	2	1	-	-	24			25
	2016	2	5	3	2	3	3	2	3	-	-	-	-	23	-4.2%	▼	23
Miscellaneous	2015	58	73	81	96	57	56	77	71	93	109	75	117	662			963
	2016	93	134	124	64	55	91	82	100	82	-	-	-	825	24.6%	▲	825
Misdemeanor	2015	22	28	11	18	10	8	13	20	11	29	19	26	141			215
	2016	27	16	28	44	38	14	15	26	17	-	-	-	225	59.6%	▲	225
Non-Capital Felonies and Related Matters	2015	132	47	53	86	63	63	95	52	75	114	50	71	666			901
	2016	230	67	61	184	169	72	110	54	84	-	-	-	1,031	54.8%	▲	1,031
Other	2015	23	24	20	17	13	27	12	15	19	29	12	99	170			310
	2016	21	18	16	19	28	21	19	22	26	-	-	-	190	11.8%	▲	190
Other Criminally Related Matters	2015	7	5	9	18	4	4	9	10	10	1	10	9	76			96
	2016	5	7	7	7	9	13	6	9	3	-	-	-	66	-13.2%	▼	66
Probates/Wills and Trusts - Lev	2015	-	-	-	-	-	-	-	1	-	-	-	-	1			1
Probates/Wills and Trusts - Level 2	2015	-	1	3	1	-	2	-	-	-	3	-	-	7			10
	2016	-	-	-	3	1	-	-	4	-	-	-	-	8	14.3%	▲	8
Protective Orders	2015	-	-	-	1	1	-	-	-	-	-	1	1	2			4
	2016	-	-	1	-	-	3	3	2	2	-	-	-	11	450.0%	▲	11
Uncontested Divorce	2015	3	11	15	11	11	13	16	3	12	11	8	3	95			117
	2016	6	11	13	4	8	8	6	3	6	-	-	-	65	-31.6%	▼	65

Court: Wythe Circuit

Start/End Date: Jan-15 / Sep-16

2015 Average Month: 222

Jan-Sep 2015: 1,957

Filings Trending: ▲

Circuit/Court ID: 27

227197


Type of Case: Filings

2016 Average Month:241

Jan-Sep 2016 : 2,165

Overall AVG. Month: 230

Monthly Summary




Jan 15-Sep 16

Totals

	2015	2016
Civil	467	308
Criminal	1,313	1,075
Other	879	782
Total	2,659	2,165

Jan --- Sep Filings



1,957 2,165

2015 2016

Jan --- Sep Filings

	2015	2016	% Change	Trending
Civil	370	308	-16.8%	▼
Criminal	1,003	1,075	7.2%	▲
Other	584	782	33.9%	▲
Total	1,957	2,165	10.6%	▲

	Jan	Feb	Mar	Apr	May	Jun	Jul	Aug	Sep	Oct	Nov	Dec	Thru Sep	% Change	Trending	Total
2015	222	165	191	250	140	209	210	164	406	233	191	278	1,957			2,659
2016	270	203	241	341	191	249	265	262	143	-	-	-	2,165	10.6%	▲	2,165

		Jan	Feb	Mar	Apr	May	Jun	Jul	Aug	Sep	Oct	Nov	Dec	Thru Sep	% Change	Trending	Total
Administrative Law	2015	-	-	-	-	-	1	1	-	-	-	-	-	2			2
	2016	-	-	-	-	-	-	-	1	-	-	-	-	1	-50.0%	▼	1
Contested Divorce	2015	2	4	6	3	5	3	2	1	2	5	2	1	28			36
	2016	5	8	7	2	2	3	1	2	7	-	-	-	37	32.1%	▲	37
Domestic and Family - Level 1	2015	6	4	2	4	4	12	6	14	11	4	4	6	63			77
	2016	2	1	5	7	4	12	1	5	5	-	-	-	42	-33.3%	▼	42
Domestic and Family - Level 2	2015	5	3	1	1	2	2	2	2	2	2	2	3	20			27
	2016	1	-	1	3	1	-	1	3	-	-	-	-	10	-50.0%	▼	10
General Civil - Level 1	2015	-	-	-	1	1	-	-	-	-	-	-	1	2			3
	2016	-	-	-	-	-	-	-	-	1	-	-	-	1	-50.0%	▼	1
General Civil - Level 2	2015	4	-	8	9	5	4	4	3	4	4	6	2	41			53
	2016	4	4	5	-	4	2	4	4	2	-	-	-	29	-29.3%	▼	29
General Civil - Level 3	2015	9	10	8	-	6	3	6	3	1	3	7	3	46			59
	2016	4	2	1	1	4	5	2	9	-	-	-	-	28	-39.1%	▼	28
Miscellaneous	2015	71	78	96	58	56	57	70	59	94	95	71	148	639			953
	2016	127	123	116	71	62	109	84	77	72	-	-	-	841	31.6%	▲	841
Misdemeanor	2015	9	7	7	26	9	13	9	12	10	10	8	17	102			137
	2016	9	12	12	16	14	11	22	17	8	-	-	-	121	18.6%	▲	121
Non-Capital Felonies and Related Matters	2015	102	42	39	128	37	94	88	51	252	101	72	77	833			1,083
	2016	104	40	68	224	79	89	135	119	37	-	-	-	895	7.4%	▲	895
Other	2015	1	1	3	-	-	8	1	4	8	-	4	1	26			31
	2016	5	-	8	-	2	2	-	1	1	-	-	-	19	-26.9%	▼	19
Other Criminally Related Matters	2015	5	8	11	12	4	8	9	5	9	5	7	14	71			97
	2016	3	4	6	6	10	6	6	14	4	-	-	-	59	-16.9%	▼	59
Probates/Wills and Trusts - Lev	2015	-	-	-	-	-	-	-	-	-	1	-	-	0			1
Probates/Wills and Trusts - Level 2	2015	1	1	1	1	-	-	3	-	-	-	3	-	7	0.0%	↔	10
	2016	2	1	-	1	-	-	3	2	-	-	-	-	9	28.6%	▲	9
Uncontested Divorce	2015	7	7	9	7	11	4	9	10	13	3	5	5	77			90
	2016	4	8	12	10	9	10	6	8	6	-	-	-	73	-5.2%	▼	73

Court: Radford Circuit

Start/End Date: Jan-15 / Sep-16

2015 Average Month: 89

Jan-Sep 2015: 786

Filings Trending: ↔

Circuit/Court ID: 27

227750

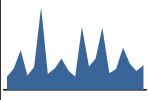
Type of Case: Filings

2016 Average Month:89

Jan-Sep 2016 : 797

Overall AVG. Month: 89

Monthly Summary



Jan 15-Sep 16

Totals

	2015	2016
Civil	156	172
Criminal	727	465
Other	189	160
Total	1,072	797

Jan --- Sep Filings

786

2015

797

2016

Jan --- Sep Filings

	2015	2016	% Change	Trending
Civil	124	172	38.7%	▲
Criminal	532	465	-12.6%	▼
Other	130	160	23.1%	▲
Total	786	797	1.4%	▲

	Jan	Feb	Mar	Apr	May	Jun	Jul	Aug	Sep	Oct	Nov	Dec	Thru Sep	% Change	Trending	Total
2015	39	63	119	43	68	248	48	64	94	58	39	189	786			1,072
2016	70	94	187	50	62	126	78	56	74	-	-	-	797	1.4%	▲	797

		Jan	Feb	Mar	Apr	May	Jun	Jul	Aug	Sep	Oct	Nov	Dec	Thru Sep	% Change	Trending	Total
Administrative Law	2015	-	-	-	-	-	-	1	-	-	-	-	-	1			1
	2016	-	-	-	-	-	-	1	-	-	-	-	-	1	0.0%	↔	1
Contested Divorce	2015	-	-	1	-	-	-	-	1	-	1	1	1	2			4
	2016	1	-	-	-	-	-	1	2	-	-	-	-	4	100.0%	▲	4
Domestic and Family - Level 1	2015	5	-	6	4	-	2	3	-	-	-	-	4	20			24
	2016	-	2	1	2	4	-	2	-	4	-	-	-	15	-25.0%	▼	15
Domestic and Family - Level 2	2015	-	2	-	-	-	-	-	-	-	1	-	1	2			4
	2016	-	1	1	-	-	2	-	1	2	-	-	-	7	250.0%	▲	7
General Civil - Level 1	2015	-	-	-	1	-	-	-	-	-	-	-	-	1			1
General Civil - Level 2	2015	-	4	1	-	1	-	-	2	-	-	1	-	8			9
	2016	2	1	3	-	2	-	2	2	-	-	-	-	12	50.0%	▲	12
General Civil - Level 3	2015	-	-	-	1	-	1	-	-	3	1	2	2	5			10
	2016	20	10	-	1	3	-	1	-	-	-	-	-	35	600.0%	▲	35
Miscellaneous	2015	17	20	24	21	14	19	32	31	18	16	22	35	196			269
	2016	24	34	34	23	22	18	24	27	31	-	-	-	237	20.9%	▲	237
Misdemeanor	2015	2	6	11	6	6	8	4	9	18	14	3	19	70			106
	2016	9	4	9	8	12	28	4	5	3	-	-	-	82	17.1%	▲	82
Non-Capital Felonies and Related Matters	2015	8	25	69	5	46	212	4	18	47	19	4	120	434			577
	2016	11	39	131	13	10	72	40	15	30	-	-	-	361	-16.8%	▼	361
Other	2015	-	-	-	1	-	-	-	-	2	-	-	-	3			3
	2016	-	-	-	-	1	1	-	1	-	-	-	-	3	0.0%	↔	3
Other Criminally Related Matters	2015	6	3	5	2	-	3	3	4	3	6	5	6	29			46
	2016	1	2	5	-	5	4	2	1	2	-	-	-	22	-24.1%	▼	22
Probates/Wills and Trusts - Level 2	2015	-	-	1	-	-	1	-	-	-	-	-	-	2			2
	2016	-	-	1	-	-	-	-	-	-	-	-	-	1	-50.0%	▼	1
Uncontested Divorce	2015	1	3	1	2	1	2	1	-	2	1	1	1	13			16
	2016	2	1	2	3	3	1	1	2	2	-	-	-	17	30.8%	▲	17

Court: Smyth Circuit

Start/End Date: Jan-15 / Sep-16

2015 Average Month: 217

Jan-Sep 2015: 1,897

Filings Trending: ▲

Circuit/Court ID: 28

228173


Type of Case: Filings

2016 Average Month:392

Jan-Sep 2016 : 3,527

Overall AVG. Month: 292

Monthly Summary

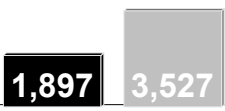


Jan 15-Sep 16

Totals

	2015	2016
Civil	416	412
Criminal	1,085	959
Other	1,104	2,156
Total	2,605	3,527

Jan --- Sep Filings



1,897 2015 3,527 2016

Jan --- Sep Filings

	2015	2016	% Change	Trending
Civil	319	412	29.2%	▲
Criminal	889	959	7.9%	▲
Other	689	2,156	212.9%	▲
Total	1,897	3,527	85.9%	▲

	Jan	Feb	Mar	Apr	May	Jun	Jul	Aug	Sep	Oct	Nov	Dec	Thru Sep	% Change	Trending	Total
2015	176	191	273	168	195	215	167	217	295	185	170	353	1,897			2,605
2016	602	428	503	391	229	396	256	503	219	-	-	-	3,527	85.9%	▲	3,527

		Jan	Feb	Mar	Apr	May	Jun	Jul	Aug	Sep	Oct	Nov	Dec	Thru Sep	% Change	Trending	Total
Administrative Law	2015	-	-	-	-	1	-	2	-	-	-	-	2	3			5
	2016	-	-	-	-	-	-	1	1	-	-	-	-	2	-33.3%	▼	2
Contested Divorce	2015	6	4	3	3	7	2	4	3	3	-	2	9	35			46
	2016	8	2	5	4	2	5	3	6	5	-	-	-	40	14.3%	▲	40
Domestic and Family - Level 1	2015	1	-	3	4	3	5	-	1	-	4	1	1	17			23
	2016	-	-	9	-	4	5	7	-	2	-	-	-	27	58.8%	▲	27
Domestic and Family - Level 2	2015	-	5	2	3	2	1	3	3	6	-	5	2	25			32
	2016	-	5	4	6	8	5	2	10	4	-	-	-	44	76.0%	▲	44
General Civil - Level 1	2015	1	-	-	-	1	-	1	-	1	-	-	3	4			7
	2016	1	2	1	-	-	-	-	2	-	-	-	-	6	50.0%	▲	6
General Civil - Level 2	2015	1	1	4	1	3	5	3	2	2	2	2	3	22			29
	2016	2	5	4	2	2	1	2	-	1	-	-	-	19	-13.6%	▼	19
General Civil - Level 3	2015	2	5	2	3	4	2	3	1	5	3	5	4	27			39
	2016	2	3	6	-	1	2	2	5	4	-	-	-	25	-7.4%	▼	25
Miscellaneous	2015	54	64	60	64	34	65	50	42	61	86	61	91	494			732
	2016	119	109	81	72	48	62	89	68	73	-	-	-	721	46.0%	▲	721
Misdemeanor	2015	12	14	17	20	19	7	7	47	29	8	14	11	172			205
	2016	7	20	16	6	17	24	39	32	16	-	-	-	177	2.9%	▲	177
Non-Capital Felonies and Related Matters	2015	64	59	107	34	83	75	46	85	141	54	45	60	694			853
	2016	39	98	164	48	53	203	31	100	35	-	-	-	771	11.1%	▲	771
Other	2015	22	29	61	21	25	45	38	18	36	22	28	159	295			504
	2016	419	165	200	246	82	80	65	268	63	-	-	-	1,588	438.3%	▲	1,588
Other Criminally Related Matters	2015	3	2	3	3	6	1	2	4	-	-	2	2	24			28
	2016	2	1	2	3	2	-	1	-	2	-	-	-	13	-45.8%	▼	13
Probates/Wills and Trusts - Lev	2015	-	-	-	-	-	-	-	-	1	-	-	-	1			1
Probates/Wills and Trusts - Level 2	2015	-	-	3	-	-	1	2	2	1	2	-	-	9			11
	2016	1	2	-	-	3	2	1	2	2	-	-	-	13	44.4%	▲	13
Protective Orders	2015	-	-	-	-	-	-	1	-	-	-	-	-	1			1
Uncontested Divorce	2015	10	8	8	12	7	6	5	9	9	4	5	6	74			89
	2016	2	16	11	4	7	7	13	9	12	-	-	-	81	9.5%	▲	81

Court: Washington Circuit

Start/End Date: Jan-15 / Sep-16

2015 Average Month: 288

Jan-Sep 2015: 2,466

Filings Trending: ▲

Circuit/Court ID: 28

228191


Type of Case: Filings

2016 Average Month:358

Jan-Sep 2016 : 3,224

Overall AVG. Month: 318

Monthly Summary



Jan 15-Sep 16

Totals

	2015	2016
Civil	609	491
Criminal	1,475	1,518
Other	1,369	1,215
Total	3,453	3,224

Jan --- Sep Filings

2,466

2015

3,224

2016

Jan --- Sep Filings

	2015	2016	% Change	Trending
Civil	492	491	-	↔
Criminal	1,124	1,518	35.1%	▲
Other	850	1,215	42.9%	▲
Total	2,466	3,224	30.7%	▲

	Jan	Feb	Mar	Apr	May	Jun	Jul	Aug	Sep	Oct	Nov	Dec	Thru Sep	% Change	Trending	Total
2015	384	188	291	358	193	223	369	194	266	331	227	429	2,466			3,453
2016	409	384	339	442	268	243	416	359	364	-	-	-	3,224	30.7%	▲	3,224

		Jan	Feb	Mar	Apr	May	Jun	Jul	Aug	Sep	Oct	Nov	Dec	Thru Sep	% Change	Trending	Total
Administrative Law	2015	-	-	-	-	-	1	-	3	-	-	-	-	4			4
	2016	-	-	4	-	-	-	-	2	-	-	-	-	6	50.0%	▲	6
Contested Divorce	2015	6	3	4	2	4	5	6	2	9	3	4	1	41			49
	2016	4	3	8	9	5	1	8	7	8	-	-	-	53	29.3%	▲	53
Domestic and Family - Level 1	2015	-	3	9	5	3	2	3	2	-	7	1	-	27			35
	2016	2	-	3	2	1	1	3	1	3	-	-	-	16	-40.7%	▼	16
Domestic and Family - Level 2	2015	3	2	1	5	4	4	4	2	-	2	4	1	25			32
	2016	-	3	6	4	2	1	3	1	4	-	-	-	24	-4.0%	▼	24
General Civil - Level 1	2015	2	-	1	-	1	1	-	-	1	2	1	-	6			9
	2016	-	1	-	-	-	-	1	1	2	-	-	-	5	-16.7%	▼	5
General Civil - Level 2	2015	9	4	4	6	6	6	10	4	7	7	3	5	56			71
	2016	4	4	4	4	5	12	5	9	15	-	-	-	62	10.7%	▲	62
General Civil - Level 3	2015	6	9	6	6	5	6	4	6	4	5	4	5	52			66
	2016	3	-	7	3	6	5	4	3	2	-	-	-	33	-36.5%	▼	33
Miscellaneous	2015	103	85	133	102	88	92	133	113	132	132	123	306	981			1,542
	2016	183	202	165	149	91	96	143	158	139	-	-	-	1,326	35.2%	▲	1,326
Misdemeanor	2015	22	5	11	32	9	11	20	20	13	22	9	17	143			191
	2016	36	26	19	20	26	26	14	12	22	-	-	-	201	40.6%	▲	201
Non-Capital Felonies and Related Matters	2015	203	47	92	170	56	68	171	28	77	132	69	82	912			1,195
	2016	124	115	94	229	117	81	211	79	136	-	-	-	1,186	30.0%	▲	1,186
Other	2015	2	1	5	-	2	1	-	-	-	-	-	-	11			11
	2016	1	1	1	-	-	-	-	1	-	-	-	-	4	-63.6%	▼	4
Other Criminally Related Matters	2015	15	12	3	15	-	11	5	1	8	14	3	3	70			90
	2016	34	8	6	3	1	-	11	58	10	-	-	-	131	87.1%	▲	131
Probates/Wills and Trusts - Lev	2015	-	-	-	-	-	-	1	1	-	-	-	-	2			2
Probates/Wills and Trusts - Level 2	2015	1	1	1	-	3	-	-	1	2	-	-	1	9			10
	2016	1	3	4	3	2	2	4	5	5	-	-	-	29	222.2%	▲	29
Protective Orders	2015	-	1	-	1	-	-	1	-	-	-	-	-	3			3
	2016	1	-	-	1	-	-	1	-	-	-	-	-	3	0.0%	↔	3
Uncontested Divorce	2015	12	15	21	14	12	15	11	11	13	5	6	8	124			143
	2016	16	18	18	15	12	18	8	25	15	-	-	-	145	16.9%	▲	145

Court: Bristol Circuit

Start/End Date: Jan-15 / Sep-16

2015 Average Month: 174

Jan-Sep 2015: 1,592

Filings Trending: ▲

Circuit/Court ID: 28

228520


Type of Case: Filings

2016 Average Month:186

Jan-Sep 2016 : 1,676

Overall AVG. Month: 179

Monthly Summary



Jan 15-Sep 16

Totals

	2015	2016
Civil	349	277
Criminal	1,190	935
Other	550	464
Total	2,089	1,676

Jan --- Sep Filings

1,592

2015

1,676

2016

Jan --- Sep Filings

	2015	2016	% Change	Trending
Civil	273	277	1.5%	▲
Criminal	927	935	0.9%	▲
Other	392	464	18.4%	▲
Total	1,592	1,676	5.3%	▲

	Jan	Feb	Mar	Apr	May	Jun	Jul	Aug	Sep	Oct	Nov	Dec	Thru Sep	% Change	Trending	Total
2015	124	224	163	161	285	168	129	159	179	179	161	157	1,592			2,089
2016	220	292	178	184	163	156	197	152	134	-	-	-	1,676	5.3%	▲	1,676

		Jan	Feb	Mar	Apr	May	Jun	Jul	Aug	Sep	Oct	Nov	Dec	Thru Sep	% Change	Trending	Total
Administrative Law	2015	-	-	1	2	-	-	-	-	-	-	-	-	3			3
	2016	-	1	-	-	-	-	-	-	-	-	-	-	1	-66.7%	▼	1
Contested Divorce	2015	5	1	6	1	2	2	3	2	2	3	5	2	24			34
	2016	1	4	8	2	1	3	-	3	2	-	-	-	24	0.0%	↔	24
Domestic and Family - Level 1	2015	1	2	-	-	1	5	1	7	-	-	4	-	17			21
	2016	8	1	1	2	-	1	2	1	1	-	-	-	17	0.0%	↔	17
Domestic and Family - Level 2	2015	1	-	-	3	1	1	-	1	-	-	1	1	7			9
	2016	-	2	-	1	-	-	2	-	1	-	-	-	6	-14.3%	▼	6
General Civil - Level 1	2015	-	-	-	1	-	1	-	1	-	-	-	-	3			3
	2016	-	-	-	-	-	-	-	1	1	-	-	-	2	-33.3%	▼	2
General Civil - Level 2	2015	1	5	4	5	4	-	4	4	5	1	2	3	32			38
	2016	5	3	4	3	1	4	4	5	3	-	-	-	32	0.0%	↔	32
General Civil - Level 3	2015	1	1	2	4	1	1	1	-	2	2	2	-	13			17
	2016	2	3	1	2	3	6	-	1	-	-	-	-	18	38.5%	▲	18
Miscellaneous	2015	35	28	33	29	31	42	37	33	36	40	47	49	304			440
	2016	63	64	51	36	32	34	72	37	41	-	-	-	430	41.4%	▲	430
Misdemeanor	2015	7	8	25	5	15	6	12	6	23	17	13	7	107			144
	2016	34	28	14	16	30	10	12	11	7	-	-	-	162	51.4%	▲	162
Non-Capital Felonies and Related Matters	2015	51	114	62	85	194	79	51	76	95	91	53	78	807			1,029
	2016	72	162	75	87	83	71	82	66	52	-	-	-	750	-7.1%	▼	750
Other	2015	17	60	18	14	25	25	13	26	12	15	26	14	210			265
	2016	28	19	15	27	9	21	17	19	12	-	-	-	167	-20.5%	▼	167
Other Criminally Related Matters	2015	3	1	1	3	3	1	2	1	-	3	1	1	15			20
	2016	2	-	3	3	-	4	-	3	8	-	-	-	23	53.3%	▲	23
Probates/Wills and Trusts - Level 2	2015	-	-	1	1	-	1	-	1	-	-	-	-	4			4
	2016	-	-	-	1	-	-	1	-	-	-	-	-	2	-50.0%	▼	2
Protective Orders	2016	1	-	-	-	-	1	-	1	-	-	-	-	3			3
Uncontested Divorce	2015	2	4	10	8	8	4	5	1	4	7	7	2	46			62
	2016	4	5	6	4	4	1	5	4	6	-	-	-	39	-15.2%	▼	39

Court: Buchanan Circuit

Start/End Date: Jan-15 / Sep-16

2015 Average Month: 213

Jan-Sep 2015: 1,974

Filings Trending: ▼

Circuit/Court ID: 29

229027


Type of Case: Filings

2016 Average Month:204

Jan-Sep 2016 : 1,832

Overall AVG. Month: 209

Monthly Summary



Jan 15-Sep 16

Totals

	2015	2016
Civil	360	296
Criminal	1,571	1,079
Other	628	457
Total	2,559	1,832

Jan --- Sep Filings

1,974

2015

1,832

2016

Jan --- Sep Filings

	2015	2016	% Change	Trending
Civil	256	296	15.6%	▲
Criminal	1,280	1,079	-15.7%	▼
Other	438	457	4.3%	▲
Total	1,974	1,832	-7.2%	▼

	Jan	Feb	Mar	Apr	May	Jun	Jul	Aug	Sep	Oct	Nov	Dec	Thru Sep	% Change	Trending	Total
2015	288	70	128	375	122	113	248	108	522	259	155	171	1,974			2,559
2016	321	113	253	259	108	120	199	347	112	-	-	-	1,832	-7.2%	▼	1,832

		Jan	Feb	Mar	Apr	May	Jun	Jul	Aug	Sep	Oct	Nov	Dec	Thru Sep	% Change	Trending	Total
Capital Murder	2015	-	-	-	1	-	-	-	-	-	-	-	-	1			1
Contested Divorce	2015	2	3	5	1	-	2	6	-	3	2	2	1	22			27
	2016	3	1	2	1	-	3	1	3	1	-	-	-	15	-31.8%	▼	15
Domestic and Family - Level 1	2015	1	-	3	-	4	2	2	12	1	9	7	8	25			49
	2016	12	6	3	2	6	15	2	2	9	-	-	-	57	128.0%	▲	57
Domestic and Family - Level 2	2015	1	-	-	3	1	3	5	1	2	-	1	1	16			18
	2016	1	-	2	3	2	3	2	1	3	-	-	-	17	6.3%	▲	17
General Civil - Level 1	2015	-	1	3	-	-	1	-	-	1	-	1	-	6			7
	2016	1	-	-	-	-	1	-	-	-	-	-	-	2	-66.7%	▼	2
General Civil - Level 2	2015	5	4	1	6	6	14	11	4	1	8	9	5	52			74
	2016	5	4	10	7	2	7	3	4	2	-	-	-	44	-15.4%	▼	44
General Civil - Level 3	2015	1	-	1	2	4	5	1	5	2	2	3	-	21			26
	2016	4	4	3	5	3	2	2	3	2	-	-	-	28	33.3%	▲	28
Miscellaneous	2015	46	40	84	70	48	52	60	40	59	83	59	73	499			714
	2016	73	64	66	75	38	47	67	65	51	-	-	-	546	9.4%	▲	546
Misdemeanor	2015	29	4	16	52	14	13	30	20	41	23	9	9	219			260
	2016	32	13	40	27	19	8	26	35	9	-	-	-	209	-4.6%	▼	209
Non-Capital Felonies and Related Matters	2015	192	13	8	218	39	13	127	20	401	113	56	65	1,031			1,265
	2016	164	13	116	134	34	26	94	232	27	-	-	-	840	-18.5%	▼	840
Other	2015	-	-	-	-	-	-	-	1	-	1	1	1	1			4
	2016	-	1	2	-	-	1	-	-	-	-	-	-	4	300.0%	▲	4
Other Criminally Related Matters	2015	8	-	1	13	-	3	-	1	4	11	3	3	30			47
	2016	20	2	1	2	2	-	-	-	4	-	-	-	31	3.3%	▲	31
Probates/Wills and Trusts - Lev	2015	-	-	-	-	-	-	-	-	1	-	-	-	1			1
Probates/Wills and Trusts - Level 2	2015	1	-	1	1	1	-	1	-	1	1	-	1	6			8
	2016	-	-	-	-	-	-	1	-	1	-	-	-	2	-66.7%	▼	2
Protective Orders	2015	-	-	-	-	-	-	-	-	1	1	-	-	1			2
	2016	-	-	-	1	1	-	-	1	-	-	-	-	3	200.0%	▲	3
Uncontested Divorce	2015	2	5	5	8	5	5	5	4	4	5	4	4	43			56
	2016	6	5	8	2	1	7	1	1	3	-	-	-	34	-20.9%	▼	34

Court: Dickenson Circuit

Start/End Date: Jan-15 / Sep-16

2015 Average Month: 113

Jan-Sep 2015: 1,054

Filings Trending: ↔

Circuit/Court ID: 29

229051


Type of Case: Filings

2016 Average Month: 117

Jan-Sep 2016 : 1,056

Overall AVG. Month: 115

Monthly Summary



Jan 15-Sep 16

Totals

	2015	2016
Civil	223	192
Criminal	658	505
Other	472	359
Total	1,353	1,056

Jan --- Sep Filings

1,054

2015

1,056

2016

Jan --- Sep Filings

	2015	2016	% Change	Trending
Civil	169	192	13.6%	▲
Criminal	545	505	-7.3%	▼
Other	340	359	5.6%	▲
Total	1,054	1,056	-	↔

	Jan	Feb	Mar	Apr	May	Jun	Jul	Aug	Sep	Oct	Nov	Dec	Thru Sep	% Change	Trending	Total
2015	87	172	139	111	86	125	80	45	209	90	72	137	1,054			1,353
2016	64	83	216	104	51	156	71	105	206	-	-	-	1,056	0.2%	▲	1,056

		Jan	Feb	Mar	Apr	May	Jun	Jul	Aug	Sep	Oct	Nov	Dec	Thru Sep	% Change	Trending	Total
Administrative Law	2015	-	-	-	-	-	-	-	-	-	-	-	1	0			1
Capital Murder	2016	-	-	11	-	-	-	-	-	-	-	-	-	11	0.0%	↔	11
Contested Divorce	2015	-	1	2	2	2	1	2	2	3	3	1	2	15			21
	2016	2	1	3	1	-	1	1	4	-	-	-	-	13	-13.3%	▼	13
Domestic and Family - Level 1	2015	1	-	2	3	-	1	11	1	-	-	-	3	19			22
	2016	-	2	3	3	2	8	1	4	4	-	-	-	27	42.1%	▲	27
Domestic and Family - Level 2	2015	3	2	5	1	3	3	1	1	1	4	4	3	20			31
	2016	-	3	1	3	4	1	1	-	-	-	-	-	13	-35.0%	▼	13
General Civil - Level 1	2016	-	-	-	-	-	-	5	-	1	-	-	-	6			6
General Civil - Level 2	2015	-	-	4	2	2	2	3	2	3	2	1	4	18			25
	2016	1	2	4	2	1	4	2	5	4	-	-	-	25	38.9%	▲	25
General Civil - Level 3	2015	-	1	3	-	-	-	2	-	2	1	1	-	8			10
	2016	1	4	3	2	-	5	2	3	2	-	-	-	22	175.0%	▲	22
Miscellaneous	2015	30	25	38	50	27	41	33	19	24	36	34	46	287			403
	2016	38	46	42	26	25	31	43	46	35	-	-	-	332	15.7%	▲	332
Misdemeanor	2015	8	1	12	14	1	23	2	2	6	4	6	5	69			84
	2016	-	5	5	7	3	9	1	2	6	-	-	-	38	-44.9%	▼	38
Non-Capital Felonies and Related Matters	2015	34	122	55	30	34	36	13	2	150	22	15	61	476			574
	2016	11	5	126	48	6	82	8	27	140	-	-	-	453	-4.8%	▼	453
Other	2015	3	16	12	4	11	13	8	10	13	10	6	10	90			116
	2016	9	10	14	3	2	9	-	9	8	-	-	-	64	-28.9%	▼	64
Other Criminally Related Matter	2016	-	1	1	-	-	-	1	-	1	-	-	-	4			4
Probates/Wills and Trusts - Level 1	2015	-	-	-	-	-	-	1	-	-	-	-	-	1			1
	2016	-	-	-	1	-	-	-	-	-	-	-	-	1	0.0%	↔	1
Probates/Wills and Trusts - Level 2	2015	1	-	2	-	-	-	2	2	-	-	-	2	7			9
	2016	-	-	1	-	-	-	-	-	-	-	-	-	1	-85.7%	▼	1
Protective Orders	2015	1	-	-	-	-	-	-	-	-	-	-	-	1			1
	2016	-	-	-	-	1	-	-	-	-	-	-	-	1	0.0%	↔	1
Uncontested Divorce	2015	6	4	4	5	6	5	2	4	7	8	4	-	43			55
	2016	2	4	2	8	7	6	6	5	5	-	-	-	45	4.7%	▲	45

Court: Russell Circuit

Start/End Date: Jan-15 / Sep-16

2015 Average Month: 241

Jan-Sep 2015: 2,008

Filings Trending: ▲

Circuit/Court ID: 29

229167


Type of Case: Filings

2016 Average Month:340

Jan-Sep 2016 : 3,058

Overall AVG. Month: 283

Monthly Summary



Jan 15-Sep 16

Totals

	2015	2016
Civil	455	372
Criminal	1,338	1,273
Other	1,100	1,413
Total	2,893	3,058

Jan --- Sep Filings

2,008

2015

3,058

2016

Jan --- Sep Filings

	2015	2016	% Change	Trending
Civil	341	372	9.1%	▲
Criminal	949	1,273	34.1%	▲
Other	718	1,413	96.8%	▲
Total	2,008	3,058	52.3%	▲

	Jan	Feb	Mar	Apr	May	Jun	Jul	Aug	Sep	Oct	Nov	Dec	Thru Sep	% Change	Trending	Total
2015	221	244	200	229	326	160	162	230	236	188	298	399	2,008			2,893
2016	271	584	456	340	356	180	187	505	179	-	-	-	3,058	52.3%	▲	3,058

		Jan	Feb	Mar	Apr	May	Jun	Jul	Aug	Sep	Oct	Nov	Dec	Thru Sep	% Change	Trending	Total
Administrative Law	2015	-	-	1	1	-	-	-	1	-	1	-	-	3			4
	2016	-	-	-	1	-	-	-	-	-	-	-	-	1	-66.7%	▼	1
Contested Divorce	2015	3	8	5	8	4	4	1	4	4	2	5	4	41			52
	2016	1	5	6	8	3	4	4	1	1	-	-	-	33	-19.5%	▼	33
Domestic and Family - Level 1	2015	10	7	-	6	-	-	10	3	-	3	1	3	36			43
	2016	-	13	9	18	4	5	1	11	17	-	-	-	78	116.7%	▲	78
Domestic and Family - Level 2	2015	1	1	3	5	2	6	2	1	5	3	-	1	26			30
	2016	1	-	4	3	5	1	2	3	5	-	-	-	24	-7.7%	▼	24
General Civil - Level 1	2015	-	-	-	1	2	3	-	-	-	-	1	-	6			7
	2016	1	-	1	-	-	1	-	-	1	-	-	-	4	-33.3%	▼	4
General Civil - Level 2	2015	7	3	3	4	9	2	2	7	6	9	4	5	43			61
	2016	9	4	4	5	1	7	5	7	3	-	-	-	45	4.7%	▲	45
General Civil - Level 3	2015	4	1	-	3	3	2	4	1	10	5	8	8	28			49
	2016	4	3	2	7	4	7	7	5	6	-	-	-	45	60.7%	▲	45
Miscellaneous	2015	60	58	47	67	53	52	56	51	75	74	67	139	519			799
	2016	109	117	108	79	84	53	101	77	54	-	-	-	782	50.7%	▲	782
Misdemeanor	2015	20	20	20	9	43	3	11	19	11	8	20	58	156			242
	2016	7	12	14	15	26	12	4	54	18	-	-	-	162	3.8%	▲	162
Non-Capital Felonies and Related Matters	2015	80	121	65	79	157	43	45	115	64	47	122	127	769			1,065
	2016	80	297	132	89	99	34	22	292	48	-	-	-	1,093	42.1%	▲	1,093
Other	2015	17	12	40	36	44	32	18	16	46	23	49	45	261			378
	2016	48	112	167	98	122	51	36	44	19	-	-	-	697	167.0%	▲	697
Other Criminally Related Matters	2015	2	3	7	1	-	2	3	1	6	4	3	-	25			32
	2016	3	4	2	5	1	2	1	-	3	-	-	-	21	-16.0%	▼	21
Probates/Wills and Trusts - Level 1	2015	-	-	-	-	1	-	-	-	-	-	-	-	1			1
	2016	-	1	-	-	1	-	-	-	-	-	-	-	2	100.0%	▲	2
Probates/Wills and Trusts - Level 2	2015	2	1	1	3	3	-	1	2	-	-	2	-	13			15
	2016	1	4	-	1	1	1	-	1	-	-	-	-	9	-30.8%	▼	9
Protective Orders	2015	-	-	-	-	-	-	-	-	-	-	3	1	0			4
	2016	-	-	1	-	-	-	-	-	-	-	-	-	1	0.0%	↔	1
Uncontested Divorce	2015	15	9	8	6	5	11	9	9	9	9	13	8	81			111
	2016	7	12	6	11	5	2	4	10	4	-	-	-	61	-24.7%	▼	61

Court: Tazewell Circuit

Start/End Date: Jan-15 / Sep-16

2015 Average Month: 484

Jan-Sep 2015: 4,596

Filings Trending: ▲

Circuit/Court ID: 29

229185


Type of Case: Filings

2016 Average Month: 557

Jan-Sep 2016 : 5,010

Overall AVG. Month: 515

Monthly Summary




Jan 15-Sep 16

Totals

	2015	2016
Civil	615	555
Criminal	3,962	3,348
Other	1,234	1,107
Total	5,811	5,010

Jan --- Sep Filings



4,596 5,010

2015 2016

Jan --- Sep Filings

	2015	2016	% Change	Trending
Civil	471	555	17.8%	▲
Criminal	3,270	3,348	2.4%	▲
Other	855	1,107	29.5%	▲
Total	4,596	5,010	9.0%	▲

	Jan	Feb	Mar	Apr	May	Jun	Jul	Aug	Sep	Oct	Nov	Dec	Thru Sep	% Change	Trending	Total
2015	426	985	721	277	430	308	721	348	380	374	529	312	4,596			5,811
2016	482	362	584	702	697	273	973	438	499	-	-	-	5,010	9.0%	▲	5,010

		Jan	Feb	Mar	Apr	May	Jun	Jul	Aug	Sep	Oct	Nov	Dec	Thru Sep	% Change	Trending	Total
Administrative Law	2015	-	-	-	-	-	-	2	2	-	-	1	2	4			7
	2016	1	-	1	1	-	3	-	-	2	-	-	-	8	100.0%	▲	8
Capital Murder	2015	-	-	-	-	-	-	-	-	-	1	-	-	0			1
	2016	5	8	5	10	1	4	4	9	7	12	4	5	53	0.0%	↔	74
Contested Divorce	2015	9	6	6	7	7	4	5	2	5	-	-	-	51	-3.8%	▼	51
	2016	1	6	24	4	1	2	2	1	7	13	3	2	48			66
Domestic and Family - Level 1	2015	2	11	2	6	1	5	10	6	1	-	-	-	44	-8.3%	▼	44
	2016	4	2	3	1	5	4	5	3	1	1	5	1	28			35
Domestic and Family - Level 2	2015	2	9	9	6	5	5	4	3	1	-	-	-	44	57.1%	▲	44
	2016	-	1	1	1	1	-	-	1	1	-	1	-	6			7
General Civil - Level 1	2015	-	-	-	-	1	-	2	1	-	-	-	-	4	-33.3%	▼	4
	2016	10	3	6	13	5	5	7	5	2	6	6	4	56			72
General Civil - Level 2	2015	4	5	7	11	10	7	3	7	6	-	-	-	60	7.1%	▲	60
	2016	-	3	-	1	-	6	5	4	5	1	6	2	24			33
General Civil - Level 3	2015	5	5	4	3	6	15	8	2	5	-	-	-	53	120.8%	▲	53
	2016	124	111	155	98	74	84	76	100	97	124	99	148	919			1,290
Miscellaneous	2015	163	179	149	124	90	112	91	150	114	-	-	-	1,172	27.5%	▲	1,172
	2016	73	54	124	32	86	35	142	62	45	26	98	17	653			794
Misdemeanor	2015	83	25	76	64	140	25	133	53	102	-	-	-	701	7.4%	▲	701
	2016	185	770	374	93	243	143	451	138	198	161	278	100	2,595			3,134
Non-Capital Felonies and Related Matters	2015	190	84	296	441	400	77	697	184	237	-	-	-	2,606	0.4%	▲	2,606
	2016	3	10	7	5	3	11	6	11	5	4	8	15	61			88
Other	2015	6	11	7	5	7	8	5	8	6	-	-	-	63	3.3%	▲	63
	2016	5	5	2	2	1	-	4	2	3	3	7	1	24			35
Other Criminally Related Matters	2015	2	4	4	11	11	1	4	2	4	-	-	-	43	79.2%	▲	43
	2016	-	-	-	-	-	1	1	-	-	-	1	1	2			4
Probates/Wills and Trusts - Level 1	2015	-	-	-	1	-	-	-	-	-	-	-	-	1	-50.0%	▼	1
	2016	4	3	5	6	1	1	3	1	-	6	1	-	24			31
Probates/Wills and Trusts - Level 2	2015	4	-	3	3	2	1	-	3	7	-	-	-	23	-4.2%	▼	23
	2016	12	9	15	11	9	12	13	9	9	16	11	14	99			140
Uncontested Divorce	2015	11	23	20	19	17	10	11	17	9	-	-	-	137	38.4%	▲	137
	2016																

Court: Lee Circuit

Start/End Date: Jan-15 / Sep-16

2015 Average Month: 195

Jan-Sep 2015: 1,753

Filings Trending: ▼

Circuit/Court ID: 30

230105


Type of Case: Filings

2016 Average Month:185

Jan-Sep 2016 : 1,663

Overall AVG. Month: 191

Monthly Summary



Jan 15-Sep 16

Totals

	2015	2016
Civil	345	273
Criminal	1,450	965
Other	545	425
Total	2,340	1,663

Jan --- Sep Filings

1,753

2015

1,663

2016

Jan --- Sep Filings

	2015	2016	% Change	Trending
Civil	269	273	1.5%	▲
Criminal	1,140	965	-15.4%	▼
Other	344	425	23.5%	▲
Total	1,753	1,663	-5.1%	▼

	Jan	Feb	Mar	Apr	May	Jun	Jul	Aug	Sep	Oct	Nov	Dec	Thru Sep	% Change	Trending	Total
2015	148	220	161	176	234	226	160	231	197	230	94	263	1,753			2,340
2016	176	199	163	151	177	172	168	183	274	-	-	-	1,663	-5.1%	▼	1,663

		Jan	Feb	Mar	Apr	May	Jun	Jul	Aug	Sep	Oct	Nov	Dec	Thru Sep	% Change	Trending	Total
Administrative Law	2016	1	-	-	-	-	-	-	-	-	-	-	-	1			1
Contested Divorce	2015	5	2	3	4	3	2	5	2	1	2	1	-	27			30
	2016	1	5	4	3	2	1	3	1	4	-	-	-	24	-11.1%	▼	24
Domestic and Family - Level 1	2015	2	7	1	-	2	13	4	6	-	-	-	1	35			36
	2016	1	-	-	1	-	2	-	1	2	-	-	-	7	-80.0%	▼	7
Domestic and Family - Level 2	2015	-	3	2	4	2	2	2	2	4	4	-	1	21			26
	2016	2	4	5	2	7	4	2	8	2	-	-	-	36	71.4%	▲	36
General Civil - Level 1	2015	-	-	1	3	-	1	1	-	1	-	-	1	7			8
	2016	-	-	-	-	-	1	-	1	-	-	-	-	2	-71.4%	▼	2
General Civil - Level 2	2015	4	5	3	4	2	4	1	3	-	2	4	4	26			36
	2016	1	4	2	4	1	-	2	6	3	-	-	-	23	-11.5%	▼	23
General Civil - Level 3	2015	8	1	1	1	-	-	1	5	-	7	1	4	17			29
	2016	2	3	3	4	3	7	4	7	2	-	-	-	35	105.9%	▲	35
Miscellaneous	2015	51	36	50	34	32	46	54	41	66	75	39	106	410			630
	2016	61	59	76	36	44	46	48	64	57	-	-	-	491	19.8%	▲	491
Misdemeanor	2015	15	19	23	39	39	42	18	40	37	35	16	37	272			360
	2016	17	16	14	17	23	27	19	22	48	-	-	-	203	-25.4%	▼	203
Non-Capital Felonies and Related Matters	2015	54	137	52	73	135	98	53	112	59	91	15	84	773			963
	2016	63	91	47	62	88	75	78	54	143	-	-	-	701	-9.3%	▼	701
Other	2015	-	-	-	-	1	-	-	-	1	1	-	-	2			3
	2016	-	-	-	1	-	-	2	-	-	-	-	-	3	50.0%	▲	3
Other Criminally Related Matters	2015	3	7	13	7	14	11	13	7	20	9	11	12	95			127
	2016	21	5	5	10	1	4	1	12	2	-	-	-	61	-35.8%	▼	61
Probates/Wills and Trusts - Lev	2015	-	-	-	-	-	-	-	-	-	-	1	1	0			2
Probates/Wills and Trusts - Level 2	2015	-	-	2	1	2	1	2	8	1	1	2	6	17	0.0%	↔	26
	2016	2	4	-	4	1	1	-	1	2	-	-	-	15	-11.8%	▼	15
Protective Orders	2015	-	-	-	-	-	-	2	1	-	-	-	-	3			3
Uncontested Divorce	2015	6	3	10	6	2	6	4	4	7	3	4	6	48			61
	2016	4	8	7	7	7	4	9	6	9	-	-	-	61	27.1%	▲	61

Court: Scott Circuit

Start/End Date: Jan-15 / Sep-16

2015 Average Month: 224

Jan-Sep 2015: 2,000

Filings Trending: ▼

Circuit/Court ID: 30

230169

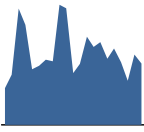
Type of Case: Filings

2016 Average Month:210

Jan-Sep 2016 : 1,889

Overall AVG. Month: 218

Monthly Summary



Jan 15-Sep 16

Totals

	2015	2016
Civil	342	260
Criminal	1,736	1,097
Other	610	532
Total	2,688	1,889

Jan --- Sep Filings

2,000

2015

1,889

2016

Jan --- Sep Filings

	2015	2016	% Change	Trending
Civil	269	260	-3.3%	▼
Criminal	1,345	1,097	-18.4%	▼
Other	386	532	37.8%	▲
Total	2,000	1,889	-5.6%	▼

	Jan	Feb	Mar	Apr	May	Jun	Jul	Aug	Sep	Oct	Nov	Dec	Thru Sep	% Change	Trending	Total
2015	110	150	349	300	167	177	195	191	361	350	155	183	2,000			2,688
2016	265	234	248	198	229	188	132	211	184	-	-	-	1,889	-5.6%	▼	1,889

		Jan	Feb	Mar	Apr	May	Jun	Jul	Aug	Sep	Oct	Nov	Dec	Thru Sep	% Change	Trending	Total
Administrative Law	2015	-	1	-	-	-	-	-	-	1	-	-	-	2			2
Contested Divorce	2015	5	2	3	4	4	3	6	2	2	3	1	2	31			37
	2016	2	1	6	7	4	-	1	1	2	-	-	-	24	-22.6%	▼	24
Domestic and Family - Level 1	2015	1	1	1	2	-	6	-	-	3	1	1	4	14			20
	2016	4	-	-	1	1	-	-	2	-	-	-	-	8	-42.9%	▼	8
Domestic and Family - Level 2	2015	-	2	3	2	1	-	1	3	1	1	-	-	13			14
	2016	-	1	1	1	1	1	-	1	-	-	-	-	6	-53.8%	▼	6
General Civil - Level 1	2015	-	-	-	-	-	1	1	-	-	1	1	-	2			4
	2016	-	-	-	1	-	-	1	-	1	-	-	-	3	50.0%	▲	3
General Civil - Level 2	2015	-	2	3	4	5	3	6	1	3	1	3	1	27			32
	2016	3	5	3	-	1	3	2	4	1	-	-	-	22	-18.5%	▼	22
General Civil - Level 3	2015	3	3	1	2	7	4	4	4	2	-	2	1	30			33
	2016	7	7	4	4	3	1	1	2	5	-	-	-	34	13.3%	▲	34
Miscellaneous	2015	50	38	87	50	41	43	49	64	41	73	54	119	463			709
	2016	94	79	84	53	53	55	69	59	49	-	-	-	595	28.5%	▲	595
Misdemeanor	2015	21	12	63	44	25	48	41	31	39	26	39	17	324			406
	2016	43	52	45	34	54	25	20	43	21	-	-	-	337	4.0%	▲	337
Non-Capital Felonies and Related Matters	2015	23	83	170	166	70	52	74	69	254	215	40	18	961			1,234
	2016	98	75	74	72	82	86	16	78	96	-	-	-	677	-29.6%	▼	677
Other	2015	-	-	-	1	-	-	-	-	-	1	-	-	1			2
Other Criminally Related Matters	2015	-	1	6	15	5	10	7	7	9	19	6	11	60			96
	2016	6	3	22	6	17	8	8	11	2	-	-	-	83	38.3%	▲	83
Probates/Wills and Trusts - Lev	2015	-	1	-	-	-	-	-	-	-	-	-	-	1			1
Probates/Wills and Trusts - Level 2	2015	1	-	2	1	1	-	1	4	-	2	2	1	10			15
	2016	1	1	5	2	2	-	3	4	-	-	-	-	18	80.0%	▲	18
Uncontested Divorce	2015	6	4	10	9	8	7	5	6	6	7	6	9	61			83
	2016	7	10	4	17	11	9	11	6	7	-	-	-	82	34.4%	▲	82

Court: Wise Circuit

Start/End Date: Jan-15 / Sep-16

2015 Average Month: 383

Jan-Sep 2015: 3,387

Filings Trending: ▼

Circuit/Court ID: 30

230195


Type of Case: Filings

2016 Average Month:355

Jan-Sep 2016 : 3,196

Overall AVG. Month: 371

Monthly Summary



Jan 15-Sep 16

Totals

	2015	2016
Civil	795	599
Criminal	2,892	1,879
Other	913	718
Total	4,600	3,196

Jan --- Sep Filings

3,387

2015

3,196

2016

Jan --- Sep Filings

	2015	2016	% Change	Trending
Civil	610	599	-1.8%	▼
Criminal	2,142	1,879	-12.3%	▼
Other	635	718	13.1%	▲
Total	3,387	3,196	-5.6%	▼

	Jan	Feb	Mar	Apr	May	Jun	Jul	Aug	Sep	Oct	Nov	Dec	Thru Sep	% Change	Trending	Total
2015	262	217	485	372	213	540	638	366	294	276	340	597	3,387			4,600
2016	285	485	423	295	274	373	300	415	346	-	-	-	3,196	-5.6%	▼	3,196

		Jan	Feb	Mar	Apr	May	Jun	Jul	Aug	Sep	Oct	Nov	Dec	Thru Sep	% Change	Trending	Total
Administrative Law	2015	-	-	1	-	1	-	-	-	1	-	2	2	3			7
	2016	1	-	-	-	-	-	-	1	1	-	-	-	3	0.0%	↔	3
Capital Murder	2015	-	-	-	-	-	-	-	1	1	-	-	-	2			2
	2016	-	-	-	-	4	-	-	-	-	-	-	-	4	100.0%	▲	4
Contested Divorce	2015	7	4	9	12	8	5	5	9	7	4	6	6	66			82
	2016	3	6	7	9	-	5	5	3	3	-	-	-	41	-37.9%	▼	41
Domestic and Family - Level 1	2015	6	4	2	5	7	6	2	6	1	8	3	8	39			58
	2016	4	1	1	2	14	7	6	4	12	-	-	-	51	30.8%	▲	51
Domestic and Family - Level 2	2015	4	2	6	1	7	3	4	3	7	4	3	2	37			46
	2016	2	3	7	3	7	5	12	3	6	-	-	-	48	29.7%	▲	48
General Civil - Level 1	2015	4	-	-	-	2	1	1	-	1	1	1	1	9			12
	2016	-	1	-	2	-	2	-	-	3	-	-	-	8	-11.1%	▼	8
General Civil - Level 2	2015	13	3	13	6	11	11	17	9	16	12	8	10	99			129
	2016	5	10	12	8	10	9	7	11	11	-	-	-	83	-16.2%	▼	83
General Civil - Level 3	2015	2	5	4	1	3	4	6	4	5	3	6	8	34			51
	2016	3	3	5	6	5	3	3	2	7	-	-	-	37	8.8%	▲	37
Miscellaneous	2015	91	70	132	101	53	82	45	92	79	92	82	135	745			1,054
	2016	85	118	113	86	66	64	107	108	94	-	-	-	841	12.9%	▲	841
Misdemeanor	2015	48	30	81	71	36	138	66	79	52	38	73	145	601			857
	2016	42	51	81	32	34	28	36	72	42	-	-	-	418	-30.4%	▼	418
Non-Capital Felonies and Related Matters	2015	57	56	213	146	57	245	453	125	97	92	130	264	1,449			1,935
	2016	101	250	158	120	113	217	83	184	133	-	-	-	1,359	-6.2%	▼	1,359
Other	2015	3	2	-	3	3	4	3	10	2	4	1	1	30			36
	2016	5	4	2	2	1	3	1	-	3	-	-	-	21	-30.0%	▼	21
Other Criminally Related Matters	2015	4	18	6	10	9	16	9	10	11	-	6	4	93			103
	2016	11	12	14	10	6	9	17	15	6	-	-	-	100	7.5%	▲	100
Probates/Wills and Trusts - Lev	2016	2	-	-	-	-	-	-	-	-	-	-	-	2			2
Probates/Wills and Trusts - Level 2	2015	1	4	1	1	-	3	2	2	2	1	1	3	16			21
	2016	5	5	5	2	1	4	1	1	4	-	-	-	28	75.0%	▲	28
Uncontested Divorce	2015	22	19	17	15	16	22	25	16	12	17	18	8	164			207
	2016	16	21	18	13	13	17	22	11	21	-	-	-	152	-7.3%	▼	152

Court: Prince William Circuit

Start/End Date: Jan-15 / Sep-16

2015 Average Month: 1,456

Jan-Sep 2015: 12,531

Filings Trending: ▲

Circuit/Court ID: 31

231153


Type of Case: Filings

2016 Average Month: 1,558

Jan-Sep 2016 : 14,020

Overall AVG. Month: 1,499

Monthly Summary

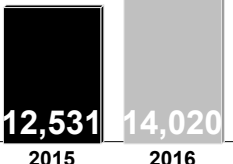


Jan 15-Sep 16

Totals

	2015	2016
Civil	5,212	3,906
Criminal	5,521	4,281
Other	6,736	5,833
Total	17,469	14,020

Jan --- Sep Filings



20152016

Jan --- Sep Filings

	2015	2016	% Change	Trending
Civil	4,018	3,906	-2.8%	▼
Criminal	3,952	4,281	8.3%	▲
Other	4,561	5,833	27.9%	▲
Total	12,531	14,020	11.9%	▲

	Jan	Feb	Mar	Apr	May	Jun	Jul	Aug	Sep	Oct	Nov	Dec	Thru Sep	% Change	Trending	Total
2015	1,393	1,258	1,505	1,443	1,307	1,435	1,521	1,371	1,298	1,420	1,519	1,999	12,531			17,469
2016	1,399	1,659	1,713	1,411	1,515	1,682	1,564	1,621	1,456	-	-	-	14,020	11.9%	▲	14,020

		Jan	Feb	Mar	Apr	May	Jun	Jul	Aug	Sep	Oct	Nov	Dec	Thru Sep	% Change	Trending	Total
Administrative Law	2015	3	1	1	-	-	-	-	-	-	-	2	-	5			7
	2016	3	-	-	3	1	3	-	1	9	-	-	-	20	300.0%	▲	20
Capital Murder	2015	-	-	-	5	-	-	-	-	-	-	-	-	5			5
	2016	-	-	-	-	-	-	-	-	-	-	-	-	-			-
Contested Divorce	2015	31	45	38	38	42	29	36	42	22	32	36	29	323			420
	2016	21	26	35	37	30	34	35	48	39	-	-	-	305	-5.6%	▼	305
Domestic and Family - Level 1	2015	13	23	15	28	20	17	19	16	15	20	26	22	166			234
	2016	19	18	25	20	19	23	29	25	20	-	-	-	198	19.3%	▲	198
Domestic and Family - Level 2	2015	44	29	28	12	7	15	9	42	14	28	10	13	200			251
	2016	6	11	20	7	20	24	15	19	18	-	-	-	140	-30.0%	▼	140
General Civil - Level 1	2015	5	-	-	4	8	2	1	3	3	2	2	1	26			31
	2016	2	2	5	2	3	7	4	1	6	-	-	-	32	23.1%	▲	32
General Civil - Level 2	2015	72	65	70	97	73	91	90	63	63	64	49	69	684			866
	2016	56	86	69	59	80	90	75	91	76	-	-	-	682	-0.3%	▼	682
General Civil - Level 3	2015	21	30	34	28	27	28	34	26	41	28	27	34	269			358
	2016	24	28	23	25	51	21	19	20	23	-	-	-	234	-13.0%	▼	234
Miscellaneous	2015	576	528	658	625	475	551	616	573	574	583	651	1,176	5,176			7,586
	2016	735	794	894	663	604	743	691	717	630	-	-	-	6,471	25.0%	▲	6,471
Misdemeanor	2015	109	83	98	67	106	92	141	131	114	126	152	127	941			1,346
	2016	121	96	102	72	118	132	101	103	96	-	-	-	941	0.0%	↔	941
Non-Capital Felonies and Related Matters	2015	286	238	300	280	217	274	296	258	242	319	350	254	2,391			3,314
	2016	197	307	307	309	319	272	270	316	260	-	-	-	2,557	6.9%	▲	2,557
Other	2015	74	72	90	67	144	151	86	64	53	69	54	93	801			1,017
	2016	67	103	70	73	101	133	101	79	51	-	-	-	778	-2.9%	▼	778
Other Criminally Related Matters	2015	81	38	53	64	93	78	93	55	72	57	79	105	627			868
	2016	76	84	70	46	81	102	111	103	111	-	-	-	784	25.0%	▲	784
Probates/Wills and Trusts - Level 1	2015	1	1	1	3	1	-	1	1	2	1	-	1	11			13
	2016	-	-	-	1	-	1	2	-	-	-	-	-	4	-63.6%	▼	4
Probates/Wills and Trusts - Level 2	2015	8	14	13	8	8	10	13	6	8	10	6	6	88			110
	2016	7	9	12	15	6	11	10	10	16	-	-	-	96	9.1%	▲	96
Protective Orders	2015	1	4	3	1	1	3	-	1	1	1	5	5	15			26
	2016	1	-	-	-	-	1	-	1	2	-	-	-	5	-66.7%	▼	5
Uncontested Divorce	2015	68	87	103	121	85	94	86	90	74	80	70	64	808			1,022
	2016	64	95	81	74	82	85	101	87	99	-	-	-	768	-5.0%	▼	768