

Court: Chesapeake Circuit

Start/End Date: Jan-15 / Oct-16

2015 Average Month: 1,120

Jan-Oct 2015: 10,827

Filings Trending: ▲

Circuit/Court ID: 1 201550


Type of Case: Filings

2016 Average Month:1,372

Jan-Oct 2016 : 13,717

Overall AVG. Month: 1,235

Monthly Summary

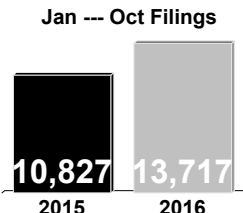


Jan 15-Oct 16

Totals

	2015	2016
Civil	3,297	3,040
Criminal	5,733	5,944
Other	4,413	4,733
Total	13,443	13,717

Jan --- Oct Filings



2015 2016

Jan --- Oct Filings

	2015	2016	% Change	Trending
Civil	2,750	3,040	10.5%	▲
Criminal	4,757	5,944	25.0%	▲
Other	3,320	4,733	42.6%	▲
Total	10,827	13,717	26.7%	▲

	Jan	Feb	Mar	Apr	May	Jun	Jul	Aug	Sep	Oct	Nov	Dec	Thru Oct	% Change	Trending	Total
2015	1,019	845	1,028	1,194	1,033	1,016	1,371	988	1,077	1,256	1,099	1,517	10,827			13,443
2016	1,274	1,452	1,592	1,519	1,230	1,270	1,401	1,418	1,204	1,357	-	-	13,717	26.7%	▲	13,717

		Jan	Feb	Mar	Apr	May	Jun	Jul	Aug	Sep	Oct	Nov	Dec	Thru Oct	% Change	Trending	Total
Administrative Law	2015	1	1	-	2	4	1	5	4	3	1	-	-	22			22
	2016	3	2	3	2	-	2	2	5	1	2	-	-	22	0.0%	↔	22
Capital Murder	2015	-	-	-	-	-	1	-	-	-	-	-	-	1			1
	2016	14	19	20	25	34	27	19	15	15	23	27	19	211			257
Contested Divorce	2015	31	39	25	25	25	22	21	30	25	25	-	-	268	27.0%	▲	268
	2016	10	16	13	33	10	19	21	17	18	15	23	18	172	49.4%	▲	213
Domestic and Family - Level 1	2015	9	20	30	27	19	20	23	61	22	26	-	-	257			257
	2016	3	12	11	9	5	6	7	4	9	5	5	9	71	8.5%	▲	85
Domestic and Family - Level 2	2015	5	7	12	14	5	9	4	10	3	8	-	-	77			77
	2016	1	5	2	6	3	1	6	3	5	4	5	-	36	2.8%	▲	41
General Civil - Level 1	2015	2	3	4	4	6	1	1	11	3	2	-	-	37			37
	2016	31	55	32	64	31	39	67	39	37	51	37	31	446			514
General Civil - Level 2	2015	52	40	32	21	58	28	29	46	37	33	-	-	376	-15.7%	▼	376
	2016	3	12	16	26	14	15	28	3	11	29	12	21	157			190
General Civil - Level 3	2015	19	13	17	17	24	11	19	40	18	28	-	-	206	31.2%	▲	206
	2016	406	321	381	343	312	296	462	305	344	338	387	676	3,508			4,571
Miscellaneous	2015	561	582	486	406	337	393	422	437	386	392	-	-	4,402	25.5%	▲	4,402
	2016	100	82	104	135	124	105	131	122	114	122	123	154	1,139			1,416
Misdemeanor	2015	83	142	142	146	107	128	119	140	112	127	-	-	1,246	9.4%	▲	1,246
	2016	315	183	258	408	347	334	331	287	306	393	257	297	3,162			3,716
Non-Capital Felonies and Related Matters	2015	291	358	554	529	385	438	491	370	370	503	-	-	4,289	35.6%	▲	4,289
	2016	62	35	72	56	50	58	148	87	90	168	109	123	826			1,058
Other	2015	121	129	139	209	132	105	156	159	134	102	-	-	1,386	67.8%	▲	1,386
	2016	31	50	42	39	37	51	74	42	57	49	53	94	472			619
Other Criminally Related Matters	2015	28	45	59	44	49	47	54	36	31	33	-	-	426	-9.7%	▼	426
	2016	2	1	1	-	-	2	-	-	1	2	-	1	9			10
Probates/Wills and Trusts - Level 1	2015	-	-	2	-	-	-	2	1	-	-	-	-	5	-44.4%	▼	5
	2016	8	3	10	2	5	4	7	11	4	9	5	3	63			71
Probates/Wills and Trusts - Level 2	2015	6	7	9	6	11	8	4	4	7	10	-	-	72	14.3%	▲	72
	2016	32	50	66	46	57	57	65	49	63	47	56	71	532			659
Uncontested Divorce	2015	63	65	78	69	72	58	54	68	55	66	-	-	648	21.8%	▲	648
	2016																

Court: Accomack Circuit

Start/End Date: Jan-15 / Oct-16

2015 Average Month: 111

Jan-Oct 2015: 1,056

Filings Trending: ▲

Circuit/Court ID: 2 202001

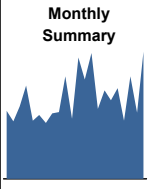
Type of Case: Filings

2016 Average Month:136

Jan-Oct 2016 : 1,361

Overall AVG. Month: 122

Monthly Summary

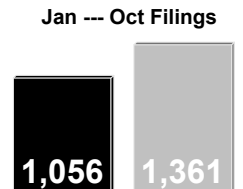


Jan 15-Oct 16

Totals

	2015	2016
Civil	396	327
Criminal	431	457
Other	501	577
Total	1,328	1,361

Jan --- Oct Filings



1,056 2015 1,361 2016

Jan --- Oct Filings

	2015	2016	% Change	Trending
Civil	349	327	-6.3%	▼
Criminal	348	457	31.3%	▲
Other	359	577	60.7%	▲
Total	1,056	1,361	28.9%	▲

	Jan	Feb	Mar	Apr	May	Jun	Jul	Aug	Sep	Oct	Nov	Dec	Thru Oct	% Change	Trending	Total
2015	102	86	109	140	87	96	84	98	100	154	90	182	1,056			1,328
2016	149	189	105	133	118	136	87	154	99	191	-	-	1,361	28.9%	▲	1,361

		Jan	Feb	Mar	Apr	May	Jun	Jul	Aug	Sep	Oct	Nov	Dec	Thru Oct	% Change	Trending	Total
Administrative Law	2015	-	-	-	-	-	-	-	-	-	2	2	-	2			4
	2016	-	2	-	1	-	1	1	1	-	1	-	-	7	250.0%	▲	7
Capital Murder	2015	-	1	-	-	-	-	-	-	-	-	-	-	1			1
	2016	-	1	-	-	-	-	-	-	-	-	-	-	1			1
Contested Divorce	2015	4	3	2	2	1	3	1	2	3	6	3	1	27			31
	2016	3	2	1	3	7	2	2	1	2	2	-	-	25	-7.4%	▼	25
Domestic and Family - Level 1	2015	-	2	-	2	2	-	2	-	1	4	2	-	13			15
	2016	3	3	3	1	-	2	1	1	-	2	-	-	16	23.1%	▲	16
Domestic and Family - Level 2	2015	2	-	-	-	-	2	4	1	-	-	-	-	9			9
	2016	-	1	-	2	-	1	-	2	-	-	-	-	6	-33.3%	▼	6
General Civil - Level 1	2015	3	2	-	1	1	-	1	-	-	-	-	-	8			8
	2016	-	-	-	-	-	1	1	2	3	-	-	-	7	-12.5%	▼	7
General Civil - Level 2	2015	14	2	2	7	10	10	3	15	7	5	6	2	75			83
	2016	5	1	2	7	4	4	4	12	3	11	-	-	53	-29.3%	▼	53
General Civil - Level 3	2015	9	3	3	4	7	5	2	4	7	3	2	1	47			50
	2016	2	2	1	-	3	1	2	10	5	6	-	-	32	-31.9%	▼	32
Miscellaneous	2015	44	26	64	47	44	27	39	29	45	68	55	100	433			588
	2016	101	106	75	58	57	45	37	52	47	85	-	-	663	53.1%	▲	663
Misdemeanor	2015	2	3	8	4	4	8	10	9	4	12	5	8	64			77
	2016	9	6	4	14	12	13	13	14	12	17	-	-	114	78.1%	▲	114
Non-Capital Felonies and Related Matters	2015	9	39	12	65	10	31	11	26	20	47	6	62	270			338
	2016	8	56	8	38	21	49	9	47	12	56	-	-	304	12.6%	▲	304
Other	2015	1	1	1	1	1	2	2	3	2	2	2	3	16			21
	2016	6	2	1	1	4	1	2	3	3	2	-	-	25	56.3%	▲	25
Other Criminally Related Matters	2015	4	-	6	2	-	2	-	-	-	2	3	1	16			20
	2016	5	1	4	1	-	6	6	6	7	3	-	-	39	143.8%	▲	39
Probates/Wills and Trusts - Lev	2016	-	-	1	-	-	-	-	-	-	-	-	-	1			1
Probates/Wills and Trusts - Level 2	2015	-	-	1	-	-	-	-	3	-	-	-	-	4			4
	2016	-	-	2	-	-	-	1	-	-	2	-	-	5	25.0%	▲	5
Protective Orders	2015	-	-	-	-	-	-	1	-	-	-	-	-	1			1
	2016	-	-	-	-	-	-	-	1	-	1	-	-	2	100.0%	▲	2
Uncontested Divorce	2015	10	5	10	5	7	6	8	6	11	3	4	4	71			79
	2016	7	6	3	7	10	10	8	2	5	3	-	-	61	-14.1%	▼	61

Court: Northampton Circuit

Start/End Date: Jan-15 / Oct-16

2015 Average Month: 74

Jan-Oct 2015: 698

Filings Trending: ▲

Circuit/Court ID: 2 202131

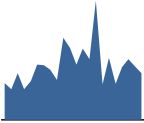
Type of Case: Filings

2016 Average Month:90

Jan-Oct 2016 : 897

Overall AVG. Month: 81

Monthly Summary



Jan 15-Oct 16

Totals

	2015	2016
Civil	173	118
Criminal	532	615
Other	184	164
Total	889	897

Jan --- Oct Filings

698

897

2015

2016

Jan --- Oct Filings

	2015	2016	% Change	Trending
Civil	151	118	-21.9%	▼
Criminal	420	615	46.4%	▲
Other	127	164	29.1%	▲
Total	698	897	28.5%	▲

	Jan	Feb	Mar	Apr	May	Jun	Jul	Aug	Sep	Oct	Nov	Dec	Thru Oct	% Change	Trending	Total
2015	55	46	70	46	58	83	82	75	60	123	108	83	698			889
2016	107	91	179	53	93	54	79	91	80	70	-	-	897	28.5%	▲	897

		Jan	Feb	Mar	Apr	May	Jun	Jul	Aug	Sep	Oct	Nov	Dec	Thru Oct	% Change	Trending	Total
Administrative Law	2015	-	-	-	-	1	-	-	-	-	-	-	-	1			1
	2016	-	-	-	-	-	-	-	1	-	-	-	-	1	0.0%	↔	1
Contested Divorce	2015	-	-	3	2	-	-	2	4	1	2	1	-	14			15
	2016	1	1	2	-	3	-	1	-	1	1	-	-	10	-28.6%	▼	10
Domestic and Family - Level 1	2015	-	-	-	1	3	-	2	-	-	-	3	1	6			10
	2016	-	-	2	3	1	1	-	3	-	3	-	-	13	116.7%	▲	13
Domestic and Family - Level 2	2015	-	1	1	-	-	1	-	-	-	-	-	-	3			3
	2016	-	-	-	-	1	-	-	-	1	-	-	-	2	-33.3%	▼	2
General Civil - Level 1	2015	-	-	-	-	-	-	-	-	-	1	-	1	1			2
	2016	-	-	-	-	1	-	-	-	1	-	-	-	2	100.0%	▲	2
General Civil - Level 2	2015	2	1	4	3	1	3	4	2	3	-	1	1	23			25
	2016	-	1	2	-	3	1	3	2	4	1	-	-	17	-26.1%	▼	17
General Civil - Level 3	2015	9	1	-	2	5	9	6	7	2	6	3	2	47			52
	2016	2	4	-	6	3	-	7	1	1	1	-	-	25	-46.8%	▼	25
Miscellaneous	2015	13	20	20	8	14	12	16	20	16	23	30	29	162			221
	2016	24	29	28	14	15	10	11	13	19	23	-	-	186	14.8%	▲	186
Misdemeanor	2015	15	8	15	10	14	20	27	26	23	55	33	14	213			260
	2016	21	26	11	10	36	24	13	37	31	23	-	-	232	8.9%	▲	232
Non-Capital Felonies and Related Matters	2015	7	6	21	8	12	19	20	7	10	30	28	29	140			197
	2016	52	24	123	12	19	12	24	28	15	11	-	-	320	128.6%	▲	320
Other	2016	-	-	-	-	-	1	-	-	-	-	-	-	1			1
Other Criminally Related Matters	2015	7	6	4	6	7	17	3	8	4	5	7	1	67			75
	2016	3	3	6	5	11	4	18	4	5	4	-	-	63	-6.0%	▼	63
Probates/Wills and Trusts - Level 2	2015	1	2	1	3	1	-	-	-	-	-	-	1	8			9
	2016	1	-	1	1	-	-	-	-	1	-	-	-	4	-50.0%	▼	4
Protective Orders	2016	-	-	-	-	-	-	-	-	-	1	-	-	1			1
Uncontested Divorce	2015	1	1	1	3	-	2	2	1	1	1	2	4	13			19
	2016	3	3	4	2	-	1	2	2	1	2	-	-	20	53.8%	▲	20

Court: Virginia Beach Circuit

Start/End Date: Jan-15 / Oct-16

2015 Average Month: 1,231

Jan-Oct 2015: 12,498

Filings Trending: ⇄

Circuit/Court ID: 2 202810


Type of Case: Filings

2016 Average Month: 1,253

Jan-Oct 2016 : 12,534

Overall AVG. Month: 1,241

Monthly Summary



Jan 15-Oct 16

Totals

	2015	2016
Civil	5,970	5,228
Criminal	8,253	6,585
Other	548	721
Total	14,771	12,534

Jan --- Oct Filings

12,498

2015

12,534

2016

Jan --- Oct Filings

	2015	2016	% Change	Trending
Civil	5,074	5,228	3.0%	▲
Criminal	6,977	6,585	-5.6%	▼
Other	447	721	61.3%	▲
Total	12,498	12,534	-	↔

Virginia Beach - Back on CMS - October 2014

		Jan	Feb	Mar	Apr	May	Jun	Jul	Aug	Sep	Oct	Nov	Dec	Thru Oct	% Change	Trending	Total
2015		1,018	959	1,349	1,387	1,349	1,321	1,368	1,166	1,298	1,283	1,127	1,146	12,498			14,771
2016		1,000	1,366	1,367	1,198	1,232	1,256	1,194	1,487	1,234	1,200	-	-	12,534	0.3%	▲	12,534

		Jan	Feb	Mar	Apr	May	Jun	Jul	Aug	Sep	Oct	Nov	Dec	Thru Oct	% Change	Trending	Total
Administrative Law	2015	1	2	3	2	1	-	-	-	1	2	-	2	12			14
	2016	1	1	-	1	-	-	1	2	5	-	-	-	11	-8.3%	▼	11
Capital Murder	2015	-	1	-	-	2	-	-	-	1	-	-	2	4			6
	2016	36	34	41	40	25	32	31	30	16	35	-	-	320	7.0%	▲	320
Contested Divorce	2015	18	22	45	40	33	29	36	22	26	28	30	27	299			356
	2016	36	34	41	40	25	32	31	30	16	35	-	-	320	7.0%	▲	320
Domestic and Family - Level 1	2015	20	36	26	50	40	59	58	63	53	53	46	52	458			556
	2016	44	35	49	49	52	55	47	69	72	24	-	-	496	8.3%	▲	496
Domestic and Family - Level 2	2015	5	15	16	10	8	19	8	10	14	15	10	18	120			148
	2016	12	13	19	17	12	17	14	12	13	8	-	-	137	14.2%	▲	137
General Civil - Level 1	2015	2	2	2	3	5	5	1	10	3	2	3	2	35			40
	2016	3	6	3	3	1	6	8	5	-	5	-	-	40	14.3%	▲	40
General Civil - Level 2	2015	63	52	86	60	59	66	69	60	80	88	70	49	683			802
	2016	59	54	76	58	85	68	58	76	73	65	-	-	672	-1.6%	▼	672
General Civil - Level 3	2015	23	18	41	85	76	102	90	111	68	96	94	60	710			864
	2016	97	96	81	78	79	89	80	117	86	77	-	-	880	23.9%	▲	880
Miscellaneous	2015	112	123	205	189	139	169	237	187	204	184	122	158	1,749			2,029
	2016	138	181	194	198	151	172	186	206	176	164	-	-	1,766	1.0%	▲	1,766
Misdemeanor	2015	161	148	196	260	253	215	267	194	212	260	229	225	2,166			2,620
	2016	155	229	271	200	213	247	256	257	223	201	-	-	2,252	4.0%	▲	2,252
Non-Capital Felonies and Related Matters	2015	339	315	405	474	500	408	392	323	443	378	333	359	3,977			4,669
	2016	285	477	366	354	375	349	280	370	314	437	-	-	3,607	-9.3%	▼	3,607
Other	2015	57	55	69	56	62	57	49	52	61	45	55	52	563			670
	2016	58	75	85	56	101	65	63	103	91	52	-	-	749	33.0%	▲	749
Other Criminally Related Matters	2015	134	112	141	67	75	80	76	43	56	62	59	71	846			976
	2016	42	56	78	72	54	77	100	139	75	52	-	-	745	-11.9%	▼	745
Probates/Wills and Trusts - Level 1	2015	-	1	2	1	1	-	1	1	-	-	1	2	7			10
	2016	-	-	1	2	-	-	1	-	1	1	-	-	6	-14.3%	▼	6
Probates/Wills and Trusts - Level 2	2015	10	5	8	8	8	17	10	10	12	9	10	6	97			113
	2016	14	17	15	6	19	11	8	16	12	12	-	-	130	34.0%	▲	130
Protective Orders	2015	-	-	-	-	1	-	-	-	-	1	-	-	2			2
	2016	-	-	1	2	-	-	-	-	-	-	-	-	3	50.0%	▲	3
Uncontested Divorce	2015	73	52	104	82	86	95	74	80	64	60	65	61	770			896
	2016	56	92	87	62	65	68	61	85	77	67	-	-	720	-6.5%	▼	720

Court: Portsmouth Circuit

Start/End Date: Jan-15 / Oct-16

2015 Average Month: 800

Jan-Oct 2015: 8,003

Filings Trending: ▼

Circuit/Court ID: 3 203740

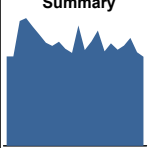
Type of Case: Filings

2016 Average Month:751

Jan-Oct 2016 : 7,506

Overall AVG. Month: 778

Monthly Summary



Jan 15-Oct 16

Totals

	2015	2016
Civil	3,746	2,513
Criminal	4,315	3,356
Other	1,543	1,637
Total	9,604	7,506

Jan --- Oct Filings

8,003

2015

7,506

2016

Jan --- Oct Filings

	2015	2016	% Change	Trending
Civil	3,240	2,513	-22.4%	▼
Criminal	3,491	3,356	-3.9%	▼
Other	1,272	1,637	28.7%	▲
Total	8,003	7,506	-6.2%	▼

	Jan	Feb	Mar	Apr	May	Jun	Jul	Aug	Sep	Oct	Nov	Dec	Thru Oct	% Change	Trending	Total
2015	671	670	937	960	895	837	774	750	781	728	698	903	8,003			9,604
2016	720	785	865	710	769	722	753	811	703	668	-	-	7,506	-6.2%	▼	7,506

		Jan	Feb	Mar	Apr	May	Jun	Jul	Aug	Sep	Oct	Nov	Dec	Thru Oct	% Change	Trending	Total
Administrative Law	2015	-	2	2	-	3	-	1	-	1	-	1	-	9			10
	2016	-	-	-	-	-	-	2	1	3	-	-	-	6	-33.3%	▼	6
Contested Divorce	2015	4	10	17	11	10	13	11	9	7	11	8	10	103	4.9%	▲	121
	2016	6	13	18	16	9	14	4	10	11	7	-	-	108			108
Domestic and Family - Level 1	2015	14	17	10	5	7	5	10	12	7	6	10	7	93			110
	2016	1	11	11	5	11	10	5	18	9	7	-	-	88	-5.4%	▼	88
Domestic and Family - Level 2	2015	3	2	7	-	5	7	6	4	5	4	3	2	43			48
	2016	1	1	7	3	3	3	3	6	3	1	-	-	31	-27.9%	▼	31
General Civil - Level 1	2015	1	1	2	2	-	1	-	1	4	-	1	2	12			15
	2016	2	2	2	1	-	2	3	2	2	2	-	-	18	50.0%	▲	18
General Civil - Level 2	2015	20	27	30	22	19	30	28	21	20	23	14	29	240			283
	2016	13	24	18	22	18	17	16	19	14	16	-	-	177	-26.3%	▼	177
General Civil - Level 3	2015	118	107	133	215	170	206	97	154	91	78	91	77	1,369			1,537
	2016	49	64	103	89	94	103	117	67	101	75	-	-	862	-37.0%	▼	862
Miscellaneous	2015	217	165	214	216	179	168	193	199	198	162	176	222	1,911			2,309
	2016	222	204	225	191	177	194	161	255	160	201	-	-	1,990	4.1%	▲	1,990
Misdemeanor	2015	65	97	161	121	167	86	127	92	97	98	105	124	1,111			1,340
	2016	86	96	106	63	94	75	95	102	90	66	-	-	873	-21.4%	▼	873
Non-Capital Felonies and Related Matters	2015	151	136	246	225	208	201	212	166	222	252	189	318	2,019			2,526
	2016	239	255	230	186	250	189	239	215	194	213	-	-	2,210	9.5%	▲	2,210
Other	2015	35	35	38	63	49	38	30	31	63	35	28	40	417			485
	2016	52	55	71	72	65	57	53	57	61	35	-	-	578	38.6%	▲	578
Other Criminally Related Matters	2015	15	44	48	42	43	51	27	34	44	29	39	51	377			467
	2016	30	33	38	36	21	25	33	25	32	12	-	-	285	-24.4%	▼	285
Probates/Wills and Trusts - Lev	2015	-	-	-	-	-	-	-	-	-	-	1	-	0			1
Probates/Wills and Trusts - Level 2	2015	6	3	4	5	4	3	4	3	2	4	5	5	38	0.0%	↔	48
	2016	4	6	3	4	1	6	3	8	6	5	-	-	46	21.1%	▲	46
Protective Orders	2015	-	5	2	1	3	-	2	3	2	4	2	-	22			24
	2016	-	-	4	3	2	2	-	3	2	2	-	-	18	-18.2%	▼	18
Uncontested Divorce	2015	22	19	23	32	28	28	26	21	18	22	25	16	239			280
	2016	15	21	29	19	24	25	19	23	15	26	-	-	216	-9.6%	▼	216

Court: Norfolk Circuit

Start/End Date: Jan-15 / Oct-16

2015 Average Month: 1,886

Jan-Oct 2015: 18,699

Filings Trending: ▲

Circuit/Court ID: 4 204710


Type of Case: Filings

2016 Average Month:2,045

Jan-Oct 2016 : 20,451

Overall AVG. Month: 1,958

Monthly Summary




Jan 15-Oct 16

Totals

	2015	2016
Civil	12,024	10,197
Criminal	7,368	6,594
Other	3,236	3,660
Total	22,628	20,451

Jan --- Oct Filings



2015 2016

Jan --- Oct Filings

	2015	2016	% Change	Trending
Civil	10,004	10,197	1.9%	▲
Criminal	6,104	6,594	8.0%	▲
Other	2,591	3,660	41.3%	▲
Total	18,699	20,451	9.4%	▲

	Jan	Feb	Mar	Apr	May	Jun	Jul	Aug	Sep	Oct	Nov	Dec	Thru Oct	% Change	Trending	Total
2015	1,897	1,342	2,255	2,017	1,923	1,868	1,844	1,819	1,920	1,814	1,844	2,085	18,699			22,628
2016	1,875	2,211	2,378	2,011	2,178	1,985	2,050	2,062	1,817	1,884	-	-	20,451	9.4%	▲	20,451

		Jan	Feb	Mar	Apr	May	Jun	Jul	Aug	Sep	Oct	Nov	Dec	Thru Oct	% Change	Trending	Total
Administrative Law	2015	-	-	-	-	-	1	-	1	-	2	1	-	4			5
	2016	3	1	1	1	1	1	-	2	2	1	-	-	13	225.0%	▲	13
Capital Murder	2015	1	-	-	2	-	-	-	-	-	-	-	-	3			3
	2016	1	-	-	2	-	-	-	-	-	-	-	-	3			3
Contested Divorce	2015	73	84	113	119	100	89	100	101	75	101	83	86	955			1,124
	2016	102	111	120	111	129	108	106	96	119	103	-	-	1,105	15.7%	▲	1,105
Domestic and Family - Level 1	2015	17	21	20	13	17	23	38	17	15	24	19	23	205			247
	2016	23	43	47	28	48	26	31	25	43	21	-	-	335	63.4%	▲	335
Domestic and Family - Level 2	2015	24	9	10	37	28	14	18	26	23	14	25	20	203			248
	2016	24	25	21	16	41	18	7	20	21	22	-	-	215	5.9%	▲	215
General Civil - Level 1	2015	5	3	2	6	7	3	7	2	6	4	5	3	45			53
	2016	2	4	7	6	3	3	1	5	5	6	-	-	42	-6.7%	▼	42
General Civil - Level 2	2015	52	68	56	46	47	73	62	46	48	43	46	29	541			616
	2016	48	61	49	52	54	44	50	45	41	56	-	-	500	-7.6%	▼	500
General Civil - Level 3	2015	38	26	56	34	35	39	42	50	60	49	37	39	429			505
	2016	36	49	41	43	53	59	48	55	35	50	-	-	469	9.3%	▲	469
Miscellaneous	2015	831	439	955	692	708	632	545	749	670	638	752	894	6,859			8,505
	2016	664	737	874	634	753	627	709	815	564	666	-	-	7,043	2.7%	▲	7,043
Misdemeanor	2015	140	84	121	134	136	146	137	93	145	105	129	142	1,241			1,512
	2016	120	123	187	137	124	128	151	137	121	145	-	-	1,373	10.6%	▲	1,373
Non-Capital Felonies and Related Matters	2015	340	278	426	476	436	398	458	356	449	423	393	461	4,040			4,894
	2016	430	422	487	432	505	461	447	401	401	391	-	-	4,377	8.3%	▲	4,377
Other	2015	79	77	85	90	80	108	83	91	82	105	78	109	880			1,067
	2016	118	267	140	151	136	150	141	153	124	101	-	-	1,481	68.3%	▲	1,481
Other Criminally Related Matters	2015	93	57	71	107	78	100	95	81	103	84	61	87	869			1,017
	2016	75	87	98	92	90	117	97	66	99	70	-	-	891	2.5%	▲	891
Probates/Wills and Trusts - Level 1	2015	-	-	-	2	-	-	1	2	-	-	-	-	5			5
	2016	-	1	1	-	-	-	-	-	1	1	-	-	4	-20.0%	▼	4
Probates/Wills and Trusts - Level 2	2015	12	3	19	19	17	14	14	9	11	12	18	17	130			165
	2016	14	17	17	19	7	11	12	13	13	13	-	-	136	4.6%	▲	136
Protective Orders	2015	-	1	3	-	3	3	2	1	-	-	2	3	13			18
	2016	1	1	-	-	-	-	-	-	-	2	-	-	4	-69.2%	▼	4
Uncontested Divorce	2015	193	192	318	242	231	225	242	194	233	210	195	172	2,280			2,647
	2016	214	262	288	287	234	232	250	229	228	236	-	-	2,460	7.9%	▲	2,460



Court: Isle of Wight Circuit

Start/End Date: Jan-15 / Oct-16

2015 Average Month: 143

Jan-Oct 2015: 1,386

Filings Trending: ▲

Circuit/Court ID: 5 205093


Type of Case: Filings

2016 Average Month:161

Jan-Oct 2016 : 1,610

Overall AVG. Month: 151

Monthly Summary



Jan 15-Oct 16

Totals

	2015	2016
Civil	393	348
Criminal	521	583
Other	797	679
Total	1,711	1,610

Jan --- Oct Filings

1,386

2015

1,610

2016

Jan --- Oct Filings

	2015	2016	% Change	Trending
Civil	339	348	2.7%	▲
Criminal	446	583	30.7%	▲
Other	601	679	13.0%	▲
Total	1,386	1,610	16.2%	▲

	Jan	Feb	Mar	Apr	May	Jun	Jul	Aug	Sep	Oct	Nov	Dec	Thru Oct	% Change	Trending	Total
2015	153	116	170	110	137	125	187	125	140	123	145	180	1,386			1,711
2016	238	207	172	172	107	163	151	120	154	126	-	-	1,610	16.2%	▲	1,610

		Jan	Feb	Mar	Apr	May	Jun	Jul	Aug	Sep	Oct	Nov	Dec	Thru Oct	% Change	Trending	Total
Administrative Law	2015	-	-	-	-	1	-	-	-	-	-	-	-	1			1
	2016	-	-	3	-	-	-	-	1	-	-	-	-	4	300.0%	▲	4
Contested Divorce	2015	-	2	2	2	3	7	2	1	2	4	2	3	25			30
	2016	2	3	2	1	3	3	4	3	3	1	-	-	25	0.0%	↔	25
Domestic and Family - Level 1	2015	4	-	-	1	3	6	3	3	3	5	1	2	28			31
	2016	-	9	5	4	-	2	-	1	1	3	-	-	25	-10.7%	▼	25
Domestic and Family - Level 2	2015	1	1	1	-	1	-	4	2	-	4	-	1	14			15
	2016	1	2	1	1	1	1	2	3	-	1	-	-	13	-7.1%	▼	13
General Civil - Level 1	2015	-	-	1	-	1	-	-	-	-	-	-	-	2			2
	2016	-	-	-	-	-	-	-	1	1	-	-	-	2	0.0%	↔	2
General Civil - Level 2	2015	7	3	2	2	6	5	5	12	1	3	9	5	46			60
	2016	4	4	3	1	6	3	2	9	1	10	-	-	43	-6.5%	▼	43
General Civil - Level 3	2015	2	6	2	3	3	2	2	3	2	5	2	2	30			34
	2016	3	2	2	3	4	-	2	3	2	2	-	-	23	-23.3%	▼	23
Miscellaneous	2015	64	62	78	59	57	50	67	72	52	67	67	133	628			828
	2016	114	117	95	60	47	64	70	54	47	68	-	-	736	17.2%	▲	736
Misdemeanor	2015	2	3	15	7	3	4	9	4	13	8	3	2	68			73
	2016	4	7	9	5	6	9	6	6	6	5	-	-	63	-7.4%	▼	63
Non-Capital Felonies and Related Matters	2015	54	19	44	8	30	30	78	7	36	12	43	20	318			381
	2016	89	28	23	81	17	59	48	17	76	18	-	-	456	43.4%	▲	456
Other	2015	3	10	6	17	12	5	4	9	6	3	7	4	75			86
	2016	11	6	13	5	7	6	9	6	1	-	-	-	64	-14.7%	▼	64
Other Criminally Related Matters	2015	6	3	10	-	5	7	4	3	17	5	2	5	60			67
	2016	2	17	5	3	9	4	3	4	9	10	-	-	66	10.0%	▲	66
Probates/Wills and Trusts - Level 2	2015	1	2	3	1	-	-	2	-	-	2	-	-	11			11
	2016	-	2	-	1	1	2	-	2	1	1	-	-	10	-9.1%	▼	10
Uncontested Divorce	2015	9	5	6	10	12	9	7	9	8	5	9	3	80			92
	2016	8	10	11	7	6	10	5	10	6	7	-	-	80	0.0%	↔	80

Court: Southampton Circuit

Start/End Date: Jan-15 / Oct-16

2015 Average Month: 128

Jan-Oct 2015: 1,276

Filings Trending: ▲

Circuit/Court ID: 5 205175


Type of Case: Filings

2016 Average Month:171

Jan-Oct 2016 : 1,710

Overall AVG. Month: 148

Monthly Summary



Jan 15-Oct 16

Totals

	2015	2016
Civil	369	338
Criminal	819	881
Other	352	491
Total	1,540	1,710

Jan --- Oct Filings

1,276

2015

1,710

2016

Jan --- Oct Filings

	2015	2016	% Change	Trending
Civil	319	338	6.0%	▲
Criminal	689	881	27.9%	▲
Other	268	491	83.2%	▲
Total	1,276	1,710	34.0%	▲

	Jan	Feb	Mar	Apr	May	Jun	Jul	Aug	Sep	Oct	Nov	Dec	Thru Oct	% Change	Trending	Total
2015	116	101	163	131	109	105	180	107	170	94	137	127	1,276			1,540
2016	204	211	234	158	156	137	144	146	159	161	-	-	1,710	34.0%	▲	1,710

		Jan	Feb	Mar	Apr	May	Jun	Jul	Aug	Sep	Oct	Nov	Dec	Thru Oct	% Change	Trending	Total
Administrative Law	2015	1	-	-	-	-	-	-	2	-	-	2	1	3			6
	2016	-	1	-	-	-	1	-	-	-	-	-	-	2	-33.3%	▼	2
Capital Murder	2015	-	-	-	-	-	-	-	-	-	-	1	-	0			1
	2016	2	9	7	1	3	4	3	1	-	-	-	3	30	0.0%	↔	33
Contested Divorce	2015	2	3	3	3	1	4	4	2	3	2	-	-	27	-10.0%	▼	27
	2016	1	2	3	-	2	1	4	1	1	-	1	2	15	-73.3%	▼	18
Domestic and Family - Level 1	2015	-	-	1	-	-	1	2	-	-	-	-	-	4	-73.3%	▼	4
	2016	-	-	-	1	-	-	1	-	1	-	3	-	3	466.7%	▲	17
Domestic and Family - Level 2	2015	-	17	-	-	-	-	-	-	-	-	-	-	17			17
	2016	-	-	-	1	-	-	-	1	-	-	-	-	2	-50.0%	▼	1
General Civil - Level 1	2015	6	4	5	5	6	4	1	1	3	9	3	3	44			50
	2016	2	9	9	2	4	6	6	5	2	7	-	-	52	18.2%	▲	52
General Civil - Level 2	2015	2	1	2	4	2	2	6	3	4	1	1	2	27			30
	2016	4	9	1	2	2	1	3	6	1	-	-	-	29	7.4%	▲	29
General Civil - Level 3	2015	26	46	47	37	22	24	46	45	39	35	28	68	367			463
	2016	76	77	67	57	34	34	56	56	46	44	-	-	547	49.0%	▲	547
Miscellaneous	2015	14	16	11	7	11	11	17	6	15	8	21	12	116			149
	2016	22	11	21	11	37	14	10	8	12	7	-	-	153	31.9%	▲	153
Misdemeanor	2015	43	13	56	61	38	49	64	36	81	29	62	27	470			559
	2016	70	62	105	64	57	48	46	56	68	88	-	-	664	41.3%	▲	664
Non-Capital Felonies and Related Matters	2015	1	1	2	-	-	-	4	2	2	-	-	-	12			12
	2016	13	8	3	8	6	13	5	5	9	4	-	-	74	516.7%	▲	74
Other	2015	15	-	20	2	16	4	23	-	20	7	8	4	107			119
	2016	9	8	13	3	9	7	6	4	10	1	-	-	70	-34.6%	▼	70
Other Criminally Related Matters	2015	-	-	-	-	-	1	-	-	-	-	-	-	1			1
	2016	-	-	-	3	-	2	2	-	1	2	-	-	10			10
Probates/Wills and Trusts - Lev	2015	-	-	-	-	-	-	-	-	-	-	-	-	1	-90.0%	▼	1
	2016	-	-	-	-	-	-	-	1	-	-	-	-	1			1
Probates/Wills and Trusts - Level 2	2015	1	-	1	-	-	-	-	-	-	-	-	1	2			3
	2016	-	-	1	-	-	-	-	-	-	-	-	-	1	-50.0%	▼	1
Protective Orders	2015	4	9	9	9	9	4	9	9	3	3	7	4	68			79
	2016	6	6	10	8	6	7	6	3	7	8	-	-	67	-1.5%	▼	67
Uncontested Divorce	2015																
	2016																



Court: Suffolk Circuit

Start/End Date: Jan-15 / Oct-16

2015 Average Month: 476

Jan-Oct 2015: 4,682

Filings Trending: ↔

Circuit/Court ID: 5 205800


Type of Case: Filings

2016 Average Month:474

Jan-Oct 2016 : 4,743

Overall AVG. Month: 475

Monthly Summary



Jan 15-Oct 16

Totals

	2015	2016
Civil	1,135	934
Criminal	3,090	2,469
Other	1,481	1,340
Total	5,706	4,743

Jan --- Oct Filings

4,682

2015

4,743

2016

Jan --- Oct Filings

	2015	2016	% Change	Trending
Civil	953	934	-2.0%	▼
Criminal	2,579	2,469	-4.3%	▼
Other	1,150	1,340	16.5%	▲
Total	4,682	4,743	1.3%	▲

	Jan	Feb	Mar	Apr	May	Jun	Jul	Aug	Sep	Oct	Nov	Dec	Thru Oct	% Change	Trending	Total
2015	566	455	583	401	403	528	413	452	394	487	573	451	4,682			5,706
2016	498	509	565	486	474	539	469	416	435	352	-	-	4,743	1.3%	▲	4,743

		Jan	Feb	Mar	Apr	May	Jun	Jul	Aug	Sep	Oct	Nov	Dec	Thru Oct	% Change	Trending	Total
Administrative Law	2015	1	-	-	1	-	-	-	-	-	-	-	-	2			2
	2016	1	-	-	-	-	-	-	1	2	-	-	-	4	100.0%	▲	4
Capital Murder	2015	-	-	4	-	1	-	-	-	-	-	-	-	5			5
	2016	-	-	-	-	-	-	-	-	-	-	-	-	-			-
Contested Divorce	2015	8	5	14	8	11	9	9	10	8	7	10	10	89			109
	2016	4	8	8	5	6	6	7	8	5	6	-	-	63	-29.2%	▼	63
Domestic and Family - Level 1	2015	6	2	1	9	3	6	6	3	3	12	1	1	51			53
	2016	1	10	3	3	3	7	8	4	1	2	-	-	42	-17.6%	▼	42
Domestic and Family - Level 2	2015	4	3	4	10	6	11	7	11	6	7	8	7	69			84
	2016	8	3	6	6	8	10	7	8	8	6	-	-	70	1.4%	▲	70
General Civil - Level 1	2015	2	-	-	3	-	1	-	1	1	-	1	-	8			9
	2016	-	-	1	-	-	2	-	1	1	1	-	-	6	-25.0%	▼	6
General Civil - Level 2	2015	15	15	23	18	16	16	15	13	8	17	12	6	156			174
	2016	14	16	14	13	21	22	16	20	10	17	-	-	163	4.5%	▲	163
General Civil - Level 3	2015	1	6	5	2	6	12	14	10	16	9	13	9	81			103
	2016	6	4	6	6	6	11	12	8	12	5	-	-	76	-6.2%	▼	76
Miscellaneous	2015	160	130	177	139	120	145	163	113	124	142	143	251	1,413			1,807
	2016	201	186	196	136	145	164	162	156	138	145	-	-	1,629	15.3%	▲	1,629
Misdemeanor	2015	86	67	39	38	58	83	42	67	55	64	100	32	599			731
	2016	81	69	95	72	54	52	58	53	48	41	-	-	623	4.0%	▲	623
Non-Capital Felonies and Related Matters	2015	241	192	278	124	151	210	129	196	140	201	259	107	1,862			2,228
	2016	162	186	195	212	204	235	175	132	184	95	-	-	1,780	-4.4%	▼	1,780
Other	2015	-	2	3	1	1	2	-	-	4	1	1	1	14			16
	2016	1	-	1	2	1	1	1	1	4	1	-	-	13	-7.1%	▼	13
Other Criminally Related Matters	2015	15	16	13	18	13	11	6	11	10	8	6	9	121			136
	2016	3	3	7	10	7	8	9	6	4	10	-	-	67	-44.6%	▼	67
Probates/Wills and Trusts - Level 1	2015	-	-	-	-	2	-	-	1	-	1	-	1	4			5
	2016	1	-	-	-	-	-	-	-	-	-	-	-	1	-75.0%	▼	1
Probates/Wills and Trusts - Level 2	2015	2	-	1	1	2	2	3	1	3	-	1	3	15			19
	2016	1	4	1	2	2	6	-	1	-	3	-	-	20	33.3%	▲	20
Uncontested Divorce	2015	25	17	25	29	14	20	19	15	16	18	18	14	198			230
	2016	14	20	28	19	16	15	14	17	18	20	-	-	181	-8.6%	▼	181

Court: Brunswick Circuit

Start/End Date: Jan-15 / Oct-16

2015 Average Month: 89

Jan-Oct 2015: 903

Filings Trending: ▲

Circuit/Court ID: 6 206025

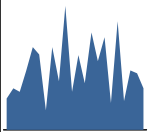
Type of Case: Filings

2016 Average Month:94

Jan-Oct 2016 : 940

Overall AVG. Month: 91

Monthly Summary



Jan 15-Oct 16

Totals

	2015	2016
Civil	136	112
Criminal	727	619
Other	209	209
Total	1,072	940

Jan --- Oct Filings

903

2015

940

2016

Jan --- Oct Filings

	2015	2016	% Change	Trending
Civil	116	112	-3.4%	▼
Criminal	634	619	-2.4%	▼
Other	153	209	36.6%	▲
Total	903	940	4.1%	▲

	Jan	Feb	Mar	Apr	May	Jun	Jul	Aug	Sep	Oct	Nov	Dec	Thru Oct	% Change	Trending	Total
2015	47	62	57	88	124	113	29	124	73	186	57	112	903			1,072
2016	70	146	103	139	40	163	43	89	85	62	-	-	940	4.1%	▲	940

		Jan	Feb	Mar	Apr	May	Jun	Jul	Aug	Sep	Oct	Nov	Dec	Thru Oct	% Change	Trending	Total
Contested Divorce	2015	-	-	1	-	1	-	2	2	1	2	-	1	9			10
	2016	-	-	3	-	-	1	-	2	-	1	-	-	7	-22.2%	▼	7
Domestic and Family - Level 1	2015	-	-	-	3	-	2	-	-	-	4	1	-	9			10
	2016	-	1	-	-	-	-	-	-	-	-	-	-	1	-88.9%	▼	1
Domestic and Family - Level 2	2015	-	-	-	-	1	-	-	-	-	-	-	-	1			1
	2016	-	-	1	-	-	-	-	-	-	-	-	-	1	0.0%	↔	1
General Civil - Level 1	2016	-	-	1	-	-	-	1	1	-	-	-	-	3			3
General Civil - Level 2	2015	1	-	1	1	1	4	1	1	2	2	1	-	14			15
	2016	1	2	1	2	1	-	2	1	1	-	-	-	11	-21.4%	▼	11
General Civil - Level 3	2015	1	-	2	1	1	2	-	1	1	1	-	1	10			11
	2016	2	-	-	-	1	-	-	-	3	1	-	-	7	-30.0%	▼	7
Miscellaneous	2015	25	14	17	17	22	20	12	18	30	21	31	39	196			266
	2016	34	36	36	24	20	25	19	25	18	18	-	-	255	30.1%	▲	255
Misdemeanor	2015	5	21	9	18	34	22	-	41	15	89	14	28	254			296
	2016	16	54	8	34	7	82	2	26	16	17	-	-	262	3.1%	▲	262
Non-Capital Felonies and Related Matters	2015	12	23	24	33	62	51	11	54	12	60	10	31	342			383
	2016	13	40	45	71	3	49	8	28	34	21	-	-	312	-8.8%	▼	312
Other	2016	-	-	-	-	1	-	6	-	-	-	-	-	7			7
Other Criminally Related Matters	2015	1	4	-	14	-	6	-	4	4	6	-	10	39			49
	2016	2	11	-	7	4	3	-	6	11	2	-	-	46	17.9%	▲	46
Probates/Wills and Trusts - Lev	2016	-	-	-	-	-	1	-	-	-	-	-	-	1			1
Probates/Wills and Trusts - Lev	2015	-	-	-	-	-	1	1	-	1	-	-	-	3			3
Protective Orders	2015	1	-	-	-	-	1	-	-	3	-	-	-	5			5
Uncontested Divorce	2015	1	-	3	1	2	4	2	3	4	1	-	2	21			23
	2016	2	2	8	1	3	2	5	-	2	2	-	-	27	28.6%	▲	27

Court: Greenville Circuit

Start/End Date: Jan-15 / Oct-16

2015 Average Month: 68

Jan-Oct 2015: 693

Filings Trending: ▼

Circuit/Court ID: 6 206081

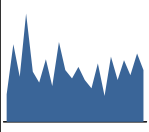
Type of Case: Filings

2016 Average Month:59

Jan-Oct 2016 : 593

Overall AVG. Month: 64

Monthly Summary



Jan 15-Oct 16

Totals

	2015	2016
Civil	239	199
Criminal	572	394
Total	811	593

Jan --- Oct Filings

693

2015

593

2016

Jan --- Oct Filings

	2015	2016	% Change	Trending
Civil	205	199	-2.9%	▼
Criminal	488	394	-19.3%	▼
Total	693	593	-14.4%	▼

	Jan	Feb	Mar	Apr	May	Jun	Jul	Aug	Sep	Oct	Nov	Dec	Thru Oct	% Change	Trending	Total
2015	33	93	54	130	60	47	75	43	96	62	52	66	693			811
2016	50	40	70	31	78	50	74	56	82	62	-	-	593	-14.4%	▼	593

		Jan	Feb	Mar	Apr	May	Jun	Jul	Aug	Sep	Oct	Nov	Dec	Thru Oct	% Change	Trending	Total
Capital Murder	2016	-	-	-	-	1	-	-	-	-	-	-	-	1			1
Contested Divorce	2015	-	1	2	-	-	1	1	3	2	1	-	-	11			11
	2016	1	2	1	1	1	-	4	5	1	1	-	-	17	54.5%	▲	17
Domestic and Family - Level 1	2015	-	-	3	4	-	2	-	1	1	8	-	-	19			19
	2016	3	-	2	1	2	4	-	4	-	-	-	-	16	-15.8%	▼	16
Domestic and Family - Level 2	2015	1	-	-	-	-	-	-	1	-	-	1	-	2			3
	2016	1	-	3	-	-	-	-	3	-	-	-	-	7	250.0%	▲	7
General Civil - Level 1	2015	-	-	1	2	-	-	-	-	1	-	-	1	4			5
	2016	-	-	1	-	1	1	1	-	-	1	-	-	5	25.0%	▲	5
General Civil - Level 2	2015	9	9	4	2	5	4	11	2	5	1	5	8	52			65
	2016	-	8	4	2	3	5	4	4	3	2	-	-	35	-32.7%	▼	35
General Civil - Level 3	2015	2	2	-	1	5	2	-	1	9	-	4	2	22			28
	2016	5	2	4	1	4	5	4	1	1	1	-	-	28	27.3%	▲	28
Miscellaneous	2015	5	5	4	11	5	6	7	4	5	2	5	5	54			64
	2016	7	4	6	6	5	8	5	4	5	4	-	-	54	0.0%	↔	54
Misdemeanor	2015	2	5	7	21	6	6	13	4	31	6	6	11	101			118
	2016	6	6	12	7	6	9	13	12	22	7	-	-	100	-1.0%	▼	100
Non-Capital Felonies and Related Matters	2015	12	54	22	81	30	19	38	21	33	40	23	38	350			411
	2016	23	11	31	10	52	13	30	15	45	40	-	-	270	-22.9%	▼	270
Other	2015	-	-	-	-	-	-	-	1	-	-	-	-	1			1
	2016	-	-	-	-	-	-	1	1	-	-	-	-	2	100.0%	▲	2
Other Criminally Related Matters	2015	1	10	5	4	2	3	3	2	8	2	5	1	40			46
	2016	-	4	1	-	2	2	7	6	1	1	-	-	24	-40.0%	▼	24
Probates/Wills and Trusts - Lev	2015	-	-	-	1	-	-	-	-	-	-	-	-	1			1
Probates/Wills and Trusts - Level 2	2015	-	-	-	-	-	1	-	-	-	-	1	-	1			2
	2016	-	-	-	-	-	1	-	-	3	-	-	-	4	300.0%	▲	4
Uncontested Divorce	2015	1	7	6	3	7	3	2	3	1	2	2	-	35			37
	2016	4	3	5	3	1	2	5	1	1	5	-	-	30	-14.3%	▼	30

Court: Prince George Circuit

Start/End Date: Jan-15 / Oct-16

2015 Average Month: 146

Jan-Oct 2015: 1,381

Filings Trending: ▲

Circuit/Court ID: 6 206149


Type of Case: Filings

2016 Average Month:164

Jan-Oct 2016 : 1,642

Overall AVG. Month: 154

Monthly Summary



Jan 15-Oct 16

Totals

	2015	2016
Civil	397	298
Criminal	585	614
Other	766	730
Total	1,748	1,642

Jan --- Oct Filings

1,381

2015

1,642

2016

Jan --- Oct Filings

	2015	2016	% Change	Trending
Civil	351	298	-15.1%	▼
Criminal	462	614	32.9%	▲
Other	568	730	28.5%	▲
Total	1,381	1,642	18.9%	▲

	Jan	Feb	Mar	Apr	May	Jun	Jul	Aug	Sep	Oct	Nov	Dec	Thru Oct	% Change	Trending	Total
2015	160	129	194	140	116	110	167	113	125	127	142	225	1,381			1,748
2016	181	197	233	133	170	155	141	114	178	140	-	-	1,642	18.9%	▲	1,642

		Jan	Feb	Mar	Apr	May	Jun	Jul	Aug	Sep	Oct	Nov	Dec	Thru Oct	% Change	Trending	Total
Capital Murder	2016	-	-	1	-	-	-	-	-	-	-	-	-	1			1
Contested Divorce	2015	9	2	3	2	4	3	1	3	3	5	1	6	35			42
	2016	2	6	2	3	7	3	2	3	2	3	-	-	33	-5.7%	▼	33
Domestic and Family - Level 1	2015	-	2	1	5	1	5	-	5	4	6	-	1	29			30
	2016	6	6	5	2	6	2	1	-	4	-	-	-	32	10.3%	▲	32
Domestic and Family - Level 2	2015	-	-	2	1	1	-	-	-	-	1	1	-	5			6
	2016	3	-	4	1	-	-	1	2	-	-	-	-	11	120.0%	▲	11
General Civil - Level 1	2015	1	-	-	1	1	-	-	1	-	-	-	-	4			4
General Civil - Level 2	2015	2	2	2	9	7	7	3	2	3	6	3	4	43			50
	2016	2	4	3	4	-	4	3	4	4	3	-	-	31	-27.9%	▼	31
General Civil - Level 3	2015	1	2	1	1	5	2	1	-	3	-	-	2	16			18
	2016	-	1	2	-	1	2	1	-	4	-	-	-	11	-31.3%	▼	11
Miscellaneous	2015	76	68	88	68	47	65	74	71	53	56	75	131	666			872
	2016	88	119	138	82	55	81	67	64	58	64	-	-	816	22.5%	▲	816
Misdemeanor	2015	20	1	32	8	10	6	21	8	8	9	10	11	123			144
	2016	9	11	16	8	19	14	14	6	16	12	-	-	125	1.6%	▲	125
Non-Capital Felonies and Related Matters	2015	40	44	43	33	27	7	49	10	42	30	37	56	325			418
	2016	63	37	49	20	69	38	38	28	79	42	-	-	463	42.5%	▲	463
Other	2015	-	-	-	1	1	-	-	-	-	-	3	-	2			5
	2016	1	2	-	-	1	-	-	-	1	-	-	-	5	150.0%	▲	5
Other Criminally Related Matters	2015	-	1	3	-	3	1	3	2	1	5	3	6	19			28
	2016	-	4	2	5	2	1	3	2	1	6	-	-	26	36.8%	▲	26
Probates/Wills and Trusts - Lev	2016	-	-	-	-	-	-	-	-	-	1	-	-	1			1
Probates/Wills and Trusts - Level 2	2015	-	1	-	2	-	3	-	1	1	-	-	1	8			9
	2016	-	1	-	1	-	1	4	-	-	-	-	-	7	-12.5%	▼	7
Uncontested Divorce	2015	11	6	19	9	9	11	15	10	7	9	9	7	106			122
	2016	7	6	11	7	10	9	7	5	9	9	-	-	80	-24.5%	▼	80

Court: Surry Circuit

Start/End Date: Jan-15 / Oct-16

2015 Average Month: 23

Jan-Oct 2015: 207

Filings Trending: ▲

Circuit/Court ID: 6 206181


Type of Case: Filings

2016 Average Month:23

Jan-Oct 2016 : 234

Overall AVG. Month: 23

Monthly Summary



Jan 15-Oct 16

Totals

	2015	2016
Civil	80	64
Criminal	43	57
Other	148	113
Total	271	234

Jan --- Oct Filings

207

2015

234

2016

Jan --- Oct Filings

	2015	2016	% Change	Trending
Civil	73	64	-12.3%	▼
Criminal	27	57	111.1%	▲
Other	107	113	5.6%	▲
Total	207	234	13.0%	▲

	Jan	Feb	Mar	Apr	May	Jun	Jul	Aug	Sep	Oct	Nov	Dec	Thru Oct	% Change	Trending	Total
2015	30	15	41	19	18	16	19	19	17	13	26	38	207			271
2016	21	22	31	15	16	21	31	23	30	24	-	-	234	13.0%	▲	234

		Jan	Feb	Mar	Apr	May	Jun	Jul	Aug	Sep	Oct	Nov	Dec	Thru Oct	% Change	Trending	Total
Contested Divorce	2015	-	-	1	-	1	-	-	1	-	-	1	-	3			4
	2016	1	-	1	-	-	2	-	1	-	5	-	-	10	233.3%	▲	10
Domestic and Family - Level 1	2015	-	-	-	-	-	1	-	-	-	-	-	-	1			1
	2016	-	-	-	1	-	-	-	-	1	-	-	-	2	100.0%	▲	2
General Civil - Level 1	2015	1	-	-	-	-	-	-	-	-	-	-	-	1			1
	2016	-	-	-	1	-	-	-	-	-	-	-	-	1	0.0%	↔	1
General Civil - Level 2	2015	1	2	-	2	2	3	-	-	1	2	-	1	13			14
	2016	-	-	1	1	-	1	2	-	-	-	-	-	5	-61.5%	▼	5
General Civil - Level 3	2015	4	1	8	1	1	-	1	2	-	1	-	-	19			19
	2016	-	1	1	3	3	1	1	2	1	-	-	-	13	-31.6%	▼	13
Miscellaneous	2015	17	12	26	8	8	10	16	13	9	7	21	23	126			170
	2016	14	20	11	6	5	14	20	19	9	16	-	-	134	6.3%	▲	134
Misdemeanor	2015	1	-	-	2	2	1	-	-	2	3	1	3	11			15
	2016	-	-	1	1	-	1	-	-	6	-	-	-	9	-18.2%	▼	9
Non-Capital Felonies and Related Matters	2015	2	-	3	4	1	-	-	1	2	-	1	8	13			22
	2016	2	-	16	1	7	-	7	1	11	1	-	-	46	253.8%	▲	46
Other	2015	2	-	-	-	-	-	-	-	-	-	-	-	2			2
	2016	1	-	-	1	1	-	-	-	-	-	-	3	3			6
Other Criminally Related Matters	2015	1	-	-	1	1	-	-	-	-	-	-	-	2	-33.3%	▼	2
	2016	1	-	-	-	-	-	-	-	1	-	-	-	2			2
Probates/Wills and Trusts - Level 2	2015	-	-	-	-	1	1	-	-	-	-	-	-	2			2
	2016	-	1	-	-	-	-	-	-	-	-	-	-	1	-50.0%	▼	1
Uncontested Divorce	2015	1	-	3	-	1	1	2	2	3	-	2	-	13			15
	2016	3	-	-	2	-	1	1	-	1	2	-	-	10	-23.1%	▼	10

Court: Sussex Circuit

Start/End Date: Jan-15 / Oct-16

2015 Average Month: 49

Jan-Oct 2015: 475

Filings Trending: ▲

Circuit/Court ID: 6 206183


Type of Case: Filings

2016 Average Month:50

Jan-Oct 2016 : 503

Overall AVG. Month: 50

Monthly Summary



Jan 15-Oct 16

Totals

	2015	2016
Civil	129	100
Criminal	315	276
Other	146	127
Total	590	503

Jan --- Oct Filings

475

2015

503

2016

Jan --- Oct Filings

	2015	2016	% Change	Trending
Civil	120	100	-16.7%	▼
Criminal	247	276	11.7%	▲
Other	108	127	17.6%	▲
Total	475	503	5.9%	▲

	Jan	Feb	Mar	Apr	May	Jun	Jul	Aug	Sep	Oct	Nov	Dec	Thru Oct	% Change	Trending	Total
2015	52	38	69	54	36	43	37	44	52	50	66	49	475			590
2016	38	68	69	35	54	34	29	54	61	61	-	-	503	5.9%	▲	503

		Jan	Feb	Mar	Apr	May	Jun	Jul	Aug	Sep	Oct	Nov	Dec	Thru Oct	% Change	Trending	Total
Administrative Law	2015	-	-	1	-	-	1	-	-	-	-	-	-	2			2
Contested Divorce	2015	2	3	2	1	-	-	1	1	3	1	-	1	14			15
	2016	-	1	-	2	-	2	-	-	1	1	-	-	7	-50.0%	▼	7
Domestic and Family - Level 2	2015	-	-	-	1	-	-	-	-	-	-	-	-	1			1
General Civil - Level 2	2015	-	6	1	-	-	5	3	5	-	4	2	1	24			27
	2016	-	1	6	1	2	1	3	3	3	1	-	-	21	-12.5%	▼	21
General Civil - Level 3	2015	-	-	2	4	1	-	1	1	10	1	1	-	20			21
	2016	-	1	-	-	1	-	-	15	4	1	-	-	22	10.0%	▲	22
Miscellaneous	2015	14	13	15	17	19	12	10	9	19	16	18	20	144			182
	2016	19	17	23	20	13	8	14	18	17	9	-	-	158	9.7%	▲	158
Misdemeanor	2015	7	3	7	9	5	10	6	7	5	6	9	9	65			83
	2016	4	8	11	1	11	7	8	6	10	18	-	-	84	29.2%	▲	84
Non-Capital Felonies and Related Matters	2015	20	2	35	12	8	10	13	12	12	15	34	11	139			184
	2016	14	37	19	7	19	11	2	8	25	25	-	-	167	20.1%	▲	167
Other	2015	-	-	1	-	-	-	-	-	-	-	-	-	1			1
	2016	-	-	-	1	-	-	-	-	-	-	-	-	1	0.0%	↔	1
Other Criminally Related Matters	2015	8	7	2	8	2	3	2	5	2	5	2	4	44			50
	2016	1	3	4	1	6	2	1	4	-	6	-	-	28	-36.4%	▼	28
Probates/Wills and Trusts - Level 2	2015	-	-	-	-	-	-	1	1	-	-	-	3	2			5
	2016	-	-	2	-	-	1	-	-	-	-	-	-	3	50.0%	▲	3
Uncontested Divorce	2015	1	4	3	2	1	2	-	3	1	2	-	-	19			19
	2016	-	-	4	2	2	2	1	-	1	-	-	-	12	-36.8%	▼	12



Court: Hopewell Circuit

Start/End Date: Jan-15 / Oct-16

2015 Average Month: 113

Jan-Oct 2015: 1,100

Filings Trending: ▲

Circuit/Court ID: 6 206670

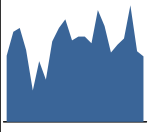
Type of Case: Filings

2016 Average Month:128

Jan-Oct 2016 : 1,282

Overall AVG. Month: 120

Monthly Summary



Jan 15-Oct 16

Totals

	2015	2016
Civil	322	310
Criminal	764	735
Other	264	237
Total	1,350	1,282

Jan --- Oct Filings

1,100

2015

1,282

2016

Jan --- Oct Filings

	2015	2016	% Change	Trending
Civil	273	310	13.6%	▲
Criminal	622	735	18.2%	▲
Other	205	237	15.6%	▲
Total	1,100	1,282	16.5%	▲

	Jan	Feb	Mar	Apr	May	Jun	Jul	Aug	Sep	Oct	Nov	Dec	Thru Oct	% Change	Trending	Total
2015	99	135	141	108	47	91	63	121	141	154	122	128	1,100			1,350
2016	128	118	168	144	104	116	125	175	106	98	-	-	1,282	16.5%	▲	1,282

		Jan	Feb	Mar	Apr	May	Jun	Jul	Aug	Sep	Oct	Nov	Dec	Thru Oct	% Change	Trending	Total
Administrative Law	2016	-	-	-	-	-	-	1	-	-	-	-	-	1			1
Contested Divorce	2015	3	4	2	4	2	3	-	2	-	2	2	-	22			24
	2016	2	1	2	1	2	1	4	3	1	-	-	-	17	-22.7%	▼	17
Domestic and Family - Level 1	2015	1	5	10	-	1	2	2	14	9	7	6	4	51			61
	2016	4	9	13	6	7	4	-	-	3	7	-	-	53	3.9%	▲	53
Domestic and Family - Level 2	2015	-	-	1	2	-	-	-	1	-	1	2	-	5			7
	2016	-	-	3	-	1	1	1	5	1	-	-	-	12	140.0%	▲	12
General Civil - Level 1	2015	-	-	-	-	-	1	-	-	-	-	-	1	1			2
General Civil - Level 2	2015	3	2	9	3	3	-	2	3	1	5	2	1	31			34
	2016	2	7	5	4	1	3	2	2	4	8	-	-	38	22.6%	▲	38
General Civil - Level 3	2015	2	5	-	1	3	2	1	-	4	2	3	-	20			23
	2016	4	2	8	1	1	3	3	3	-	1	-	-	26	30.0%	▲	26
Miscellaneous	2015	28	34	48	21	13	21	27	45	23	32	33	45	292			370
	2016	33	43	44	46	24	28	34	34	31	25	-	-	342	17.1%	▲	342
Misdemeanor	2015	9	38	14	10	6	14	6	14	14	24	23	19	149			191
	2016	18	9	26	22	25	24	29	21	21	12	-	-	207	38.9%	▲	207
Non-Capital Felonies and Related Matters	2015	49	41	46	56	9	36	22	37	84	78	41	55	458			554
	2016	60	43	58	59	36	47	39	102	35	38	-	-	517	12.9%	▲	517
Other	2016	-	-	-	-	-	-	1	-	-	-	-	-	1			1
Other Criminally Related Matters	2015	-	1	3	4	3	1	1	-	1	1	2	2	15			19
	2016	-	2	1	2	2	1	2	-	1	-	-	-	11	-26.7%	▼	11
Probates/Wills and Trusts - Level 1	2015	-	-	-	-	-	1	-	-	-	-	-	-	1			1
	2016	-	-	-	-	-	-	-	-	-	1	-	-	1	0.0%	↔	1
Probates/Wills and Trusts - Level 2	2015	3	-	1	2	1	2	1	1	1	-	2	-	12			14
	2016	4	-	-	1	1	2	-	1	1	-	-	-	10	-16.7%	▼	10
Protective Orders	2016	-	-	1	-	-	-	-	-	-	1	-	-	2			2
Uncontested Divorce	2015	1	5	7	5	6	8	1	4	4	2	6	1	43			50
	2016	1	2	7	2	4	2	9	4	8	5	-	-	44	2.3%	▲	44

Court: Newport News Circuit

Start/End Date: Jan-15 / Oct-16

2015 Average Month: 788

Jan-Oct 2015: 7,875

Filings Trending: ↔

Circuit/Court ID: 7 207700


Type of Case: Filings

2016 Average Month:788

Jan-Oct 2016 : 7,882

Overall AVG. Month: 788

Monthly Summary



Jan 15-Oct 16

Totals

	2015	2016
Civil	2,420	2,039
Criminal	4,470	3,606
Other	2,571	2,237
Total	9,461	7,882

Jan --- Oct Filings

7,875

2015

7,882

2016

Jan --- Oct Filings

	2015	2016	% Change	Trending
Civil	2,067	2,039	-1.4%	▼
Criminal	3,750	3,606	-3.8%	▼
Other	2,058	2,237	8.7%	▲
Total	7,875	7,882	-	↔

	Jan	Feb	Mar	Apr	May	Jun	Jul	Aug	Sep	Oct	Nov	Dec	Thru Oct	% Change	Trending	Total
2015	911	774	916	888	684	761	765	602	757	817	689	897	7,875			9,461
2016	751	727	1,158	644	602	1,044	684	797	785	690	-	-	7,882	0.1%	▲	7,882

		Jan	Feb	Mar	Apr	May	Jun	Jul	Aug	Sep	Oct	Nov	Dec	Thru Oct	% Change	Trending	Total
Administrative Law	2015	1	-	1	-	1	-	-	2	1	-	-	-	6			6
	2016	-	-	1	-	-	-	-	2	2	3	-	-	8	33.3%	▲	8
Contested Divorce	2015	15	17	26	27	13	11	17	15	17	22	15	10	180			205
	2016	15	20	24	18	21	17	19	18	15	16	-	-	183	1.7%	▲	183
Domestic and Family - Level 1	2015	20	15	13	13	19	23	21	16	13	24	18	26	177			221
	2016	4	20	32	22	22	19	11	16	35	26	-	-	207	16.9%	▲	207
Domestic and Family - Level 2	2015	4	6	-	9	5	4	7	13	3	8	4	3	59			66
	2016	5	4	5	4	3	10	2	9	9	5	-	-	56	-5.1%	▼	56
General Civil - Level 1	2015	9	4	65	12	2	61	19	5	35	6	20	8	218			246
	2016	7	34	6	37	7	7	3	6	10	30	-	-	147	-32.6%	▼	147
General Civil - Level 2	2015	31	19	27	37	32	20	36	45	36	34	28	26	317			371
	2016	30	34	27	21	25	34	42	38	33	27	-	-	311	-1.9%	▼	311
General Civil - Level 3	2015	16	10	15	9	12	12	17	12	14	14	26	17	131			174
	2016	11	33	23	17	14	27	12	19	25	19	-	-	200	52.7%	▲	200
Miscellaneous	2015	200	204	291	248	168	209	204	212	183	206	201	315	2,125			2,641
	2016	288	321	337	212	178	240	219	247	221	222	-	-	2,485	16.9%	▲	2,485
Misdemeanor	2015	109	116	112	110	74	78	63	37	70	59	68	64	828			960
	2016	103	47	104	58	74	141	75	73	47	70	-	-	792	-4.3%	▼	792
Non-Capital Felonies and Related Matters	2015	325	205	188	226	210	158	235	100	236	288	162	315	2,171			2,648
	2016	183	36	437	134	101	421	185	224	228	177	-	-	2,126	-2.1%	▼	2,126
Other	2015	39	40	47	28	31	43	50	52	47	43	39	26	420			485
	2016	22	35	25	23	19	15	15	18	22	13	-	-	207	-50.7%	▼	207
Other Criminally Related Matters	2015	90	80	82	111	65	83	49	44	72	75	61	50	751			862
	2016	45	77	79	57	86	69	63	78	91	45	-	-	690	-8.1%	▼	690
Probates/Wills and Trusts - Level 1	2015	-	3	-	2	-	1	-	-	1	-	-	-	7			7
	2016	-	1	-	-	1	-	-	1	1	1	-	-	5	-28.6%	▼	5
Probates/Wills and Trusts - Level 2	2015	-	-	-	-	-	-	-	1	-	1	1	-	2			3
	2016	-	1	-	1	-	-	-	1	1	-	-	-	4	100.0%	▲	4
Protective Orders	2015	5	5	3	4	1	2	2	6	5	3	1	1	36			38
	2016	2	7	2	5	6	1	2	3	3	3	-	-	34	-5.6%	▼	34
Uncontested Divorce	2015	47	50	46	52	51	56	45	42	24	34	45	36	447			528
	2016	36	57	56	35	45	43	36	44	42	33	-	-	427	-4.5%	▼	427

Court: Hampton Circuit

Start/End Date: Jan-15 / Oct-16

2015 Average Month: 636

Jan-Oct 2015: 6,360

Filings Trending: ▲

Circuit/Court ID: 8 208650

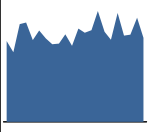
Type of Case: Filings

2016 Average Month:701

Jan-Oct 2016 : 7,010

Overall AVG. Month: 666

Monthly Summary




Jan 15-Oct 16

Totals

	2015	2016
Civil	2,270	1,700
Criminal	3,019	3,266
Other	2,343	2,044
Total	7,632	7,010

Jan --- Oct Filings



6,360 2015 7,010 2016

Jan --- Oct Filings

	2015	2016	% Change	Trending
Civil	1,933	1,700	-12.1%	▼
Criminal	2,551	3,266	28.0%	▲
Other	1,876	2,044	9.0%	▲
Total	6,360	7,010	10.2%	▲

	Jan	Feb	Mar	Apr	May	Jun	Jul	Aug	Sep	Oct	Nov	Dec	Thru Oct	% Change	Trending	Total
2015	607	522	734	746	614	685	625	583	587	657	571	701	6,360			7,632
2016	668	687	831	677	616	818	648	654	781	630	-	-	7,010	10.2%	▲	7,010

		Jan	Feb	Mar	Apr	May	Jun	Jul	Aug	Sep	Oct	Nov	Dec	Thru Oct	% Change	Trending	Total
Administrative Law	2015	-	1	-	-	-	-	-	-	2	-	1	1	3			5
	2016	-	-	1	1	-	1	-	1	2	4	-	-	10	233.3%	▲	10
Contested Divorce	2015	13	9	17	22	11	18	18	15	15	21	20	14	159			193
	2016	12	20	22	14	11	14	12	13	18	18	-	-	154	-3.1%	▼	154
Domestic and Family - Level 1	2015	11	15	11	5	24	19	21	12	19	17	10	24	154			188
	2016	12	20	23	32	14	26	17	14	37	19	-	-	214	39.0%	▲	214
Domestic and Family - Level 2	2015	7	45	51	115	1	84	5	47	4	50	36	21	409			466
	2016	29	4	4	2	7	3	11	4	5	2	-	-	71	-82.6%	▼	71
General Civil - Level 1	2015	2	2	3	2	-	1	-	-	3	3	-	4	16			20
	2016	1	-	-	-	1	1	2	-	2	2	-	-	9	-43.8%	▼	9
General Civil - Level 2	2015	20	19	26	29	24	24	25	19	30	20	20	19	236			275
	2016	24	27	12	21	30	38	17	29	25	15	-	-	238	0.8%	▲	238
General Civil - Level 3	2015	9	7	12	10	10	17	9	10	14	10	11	7	108			126
	2016	10	16	12	9	10	22	10	28	12	25	-	-	154	42.6%	▲	154
Miscellaneous	2015	198	149	266	173	180	156	179	178	130	179	158	286	1,788			2,232
	2016	222	244	287	172	151	198	192	168	193	164	-	-	1,991	11.4%	▲	1,991
Misdemeanor	2015	59	59	61	49	48	80	50	61	62	63	58	53	592			703
	2016	47	63	96	62	75	107	64	79	99	68	-	-	760	28.4%	▲	760
Non-Capital Felonies and Related Matters	2015	166	120	144	175	185	169	185	111	188	174	138	159	1,617			1,914
	2016	173	165	227	209	193	264	186	187	244	167	-	-	2,015	24.6%	▲	2,015
Other	2015	44	42	60	71	53	47	50	57	62	41	44	58	527			629
	2016	47	59	56	59	34	63	30	39	54	56	-	-	497	-5.7%	▼	497
Other Criminally Related Matters	2015	47	29	32	55	26	24	33	39	19	42	35	26	346			407
	2016	56	24	53	50	55	40	60	45	55	62	-	-	500	44.5%	▲	500
Probates/Wills and Trusts - Level 1	2015	-	-	-	-	-	-	2	1	1	-	1	-	4			5
	2016	1	1	1	-	1	1	-	-	1	-	-	-	6	50.0%	▲	6
Probates/Wills and Trusts - Level 2	2015	6	1	5	2	7	8	5	3	5	1	3	4	43			50
	2016	4	8	3	5	4	4	5	2	2	2	-	-	39	-9.3%	▼	39
Uncontested Divorce	2015	25	24	46	38	45	38	43	30	33	36	36	25	358			419
	2016	30	36	34	41	30	36	42	45	32	26	-	-	352	-1.7%	▼	352

Court: Charles City Circuit

Start/End Date: Jan-15 / Oct-16

2015 Average Month: 24

Jan-Oct 2015: 238

Filings Trending: ▲

Circuit/Court ID: 9 209036


Type of Case: Filings

2016 Average Month:39

Jan-Oct 2016 : 393

Overall AVG. Month: 31

Monthly Summary



Jan 15-Oct 16

Totals

	2015	2016
Civil	86	57
Criminal	94	200
Other	110	136
Total	290	393

Jan --- Oct Filings

238

2015

393

2016

Jan --- Oct Filings

	2015	2016	% Change	Trending
Civil	69	57	-17.4%	▼
Criminal	81	200	146.9%	▲
Other	88	136	54.5%	▲
Total	238	393	65.1%	▲

	Jan	Feb	Mar	Apr	May	Jun	Jul	Aug	Sep	Oct	Nov	Dec	Thru Oct	% Change	Trending	Total
2015	19	19	24	33	15	25	30	17	33	23	26	26	238			290
2016	47	46	34	29	121	17	26	25	19	29	-	-	393	65.1%	▲	393

		Jan	Feb	Mar	Apr	May	Jun	Jul	Aug	Sep	Oct	Nov	Dec	Thru Oct	% Change	Trending	Total
Administrative Law	2016	-	-	-	-	-	-	1	-	-	-	-	-	1			1
Contested Divorce	2015	2	-	-	-	-	-	-	-	-	-	1	-	2			3
	2016	-	1	-	-	-	-	-	-	-	1	-	-	2	0.0%	↔	2
Domestic and Family - Level 1	2015	-	-	-	-	-	-	1	-	-	-	-	-	1			1
	2016	-	-	-	-	1	-	-	-	-	-	-	-	1	0.0%	↔	1
Domestic and Family - Level 2	2015	-	-	-	-	-	-	-	-	1	-	-	-	1			1
	2016	-	-	-	-	-	-	-	-	-	1	-	-	1	0.0%	↔	1
General Civil - Level 1	2015	-	-	1	-	-	-	-	-	-	-	-	1	1			2
General Civil - Level 2	2015	2	2	1	2	1	-	2	-	2	1	1	2	13			16
	2016	1	1	4	2	-	1	1	2	-	1	-	-	13	0.0%	↔	13
General Civil - Level 3	2015	-	2	-	2	2	2	2	-	1	-	2	1	11			14
	2016	-	2	1	-	1	3	2	1	1	-	-	-	11	0.0%	↔	11
Miscellaneous	2015	11	13	17	16	3	15	12	12	10	9	16	11	118			145
	2016	24	21	15	21	10	8	13	14	8	13	-	-	147	24.6%	▲	147
Misdemeanor	2015	2	-	-	5	-	2	2	-	4	6	2	2	21			25
	2016	20	13	6	2	90	-	5	2	4	3	-	-	145	590.5%	▲	145
Non-Capital Felonies and Related Matters	2015	2	-	2	5	8	6	9	1	13	5	1	5	51			57
	2016	2	7	4	2	9	3	3	4	5	9	-	-	48	-5.9%	▼	48
Other	2015	-	-	1	1	-	-	-	1	2	-	1	-	5			6
	2016	-	-	1	2	8	1	-	-	-	-	-	-	12	140.0%	▲	12
Other Criminally Related Matters	2015	-	1	2	1	1	-	1	3	-	-	1	2	9			12
	2016	-	-	2	-	2	-	-	1	1	1	-	-	7	-22.2%	▼	7
Probates/Wills and Trusts - Lev	2015	-	-	-	1	-	-	-	-	-	-	-	1	1			2
Protective Orders	2016	-	-	1	-	-	-	-	-	-	-	-	-	1			1
Uncontested Divorce	2015	-	1	-	-	-	-	1	-	-	2	1	1	4			6
	2016	-	1	-	-	-	1	1	1	-	-	-	-	4	0.0%	↔	4

Court: Gloucester Circuit

Start/End Date: Jan-15 / Oct-16

2015 Average Month: 199

Jan-Oct 2015: 1,966

Filings Trending: ▲

Circuit/Court ID: 9 209073


Type of Case: Filings

2016 Average Month:234

Jan-Oct 2016 : 2,342

Overall AVG. Month: 215

Monthly Summary




Jan 15-Oct 16

Totals

	2015	2016
Civil	538	497
Criminal	835	779
Other	1,009	1,066
Total	2,382	2,342

Jan --- Oct Filings



20152016

Jan --- Oct Filings

	2015	2016	% Change	Trending
Civil	471	497	5.5%	▲
Criminal	714	779	9.1%	▲
Other	781	1,066	36.5%	▲
Total	1,966	2,342	19.1%	▲

	Jan	Feb	Mar	Apr	May	Jun	Jul	Aug	Sep	Oct	Nov	Dec	Thru Oct	% Change	Trending	Total
2015	190	268	221	194	168	167	228	159	175	196	186	230	1,966			2,382
2016	265	250	302	224	241	220	201	212	218	209	-	-	2,342	19.1%	▲	2,342

		Jan	Feb	Mar	Apr	May	Jun	Jul	Aug	Sep	Oct	Nov	Dec	Thru Oct	% Change	Trending	Total
Administrative Law	2015	-	-	-	-	-	-	-	1	-	-	-	-	1			1
Capital Murder	2015	-	-	-	-	-	-	-	-	1	-	-	-	1			1
Contested Divorce	2015	3	3	7	3	6	7	5	4	1	5	5	2	44			51
	2016	7	2	9	2	5	3	2	3	4	4	-	-	41	-6.8%	▼	41
Domestic and Family - Level 1	2015	6	3	6	-	-	5	8	2	-	1	2	3	31			36
	2016	9	5	6	-	6	2	2	10	-	3	-	-	43	38.7%	▲	43
Domestic and Family - Level 2	2015	-	3	1	1	3	2	4	2	1	3	-	-	20			20
	2016	-	2	5	1	1	1	2	-	1	2	-	-	15	-25.0%	▼	15
General Civil - Level 1	2015	-	-	-	-	-	-	1	1	-	-	-	-	2			2
	2016	-	-	-	-	-	-	-	-	-	1	-	-	1	-50.0%	▼	1
General Civil - Level 2	2015	3	9	9	4	9	12	5	5	7	9	4	5	72			81
	2016	5	6	17	6	5	5	12	4	5	6	-	-	71	-1.4%	▼	71
General Civil - Level 3	2015	2	-	2	33	5	4	4	3	-	3	5	3	56			64
	2016	2	3	1	23	1	-	2	3	4	-	-	-	39	-30.4%	▼	39
Miscellaneous	2015	99	78	86	68	53	64	75	72	53	80	78	127	728			933
	2016	119	118	140	84	63	91	95	69	84	87	-	-	950	30.5%	▲	950
Misdemeanor	2015	17	19	32	17	16	15	24	13	27	18	17	20	198			235
	2016	27	20	21	18	36	26	13	23	23	13	-	-	220	11.1%	▲	220
Non-Capital Felonies and Related Matters	2015	33	103	45	35	40	32	54	24	45	46	19	42	457			518
	2016	65	37	44	47	84	47	35	44	57	47	-	-	507	10.9%	▲	507
Other	2015	14	28	13	16	17	15	24	11	23	15	23	19	176			218
	2016	23	32	23	31	25	30	21	35	22	30	-	-	272	54.5%	▲	272
Other Criminally Related Matters	2015	3	7	5	4	9	2	9	6	5	8	18	5	58			81
	2016	1	4	12	6	4	-	6	8	5	6	-	-	52	-10.3%	▼	52
Probates/Wills and Trusts - Lev	2015	-	1	1	-	-	1	-	-	-	-	-	-	3			3
Probates/Wills and Trusts - Level 2	2015	3	1	2	-	1	-	2	-	-	1	2	1	10			13
	2016	-	1	2	-	-	1	2	1	2	-	-	-	9	-10.0%	▼	9
Protective Orders	2015	-	-	-	2	1	1	-	3	-	-	1	-	7			8
	2016	-	-	-	1	-	-	-	-	-	-	-	-	1	-85.7%	▼	1
Uncontested Divorce	2015	7	13	12	11	8	7	13	12	12	7	12	3	102			117
	2016	7	20	22	5	11	14	9	12	11	10	-	-	121	18.6%	▲	121

Court: King & Queen Circuit

Start/End Date: Jan-15 / Oct-16

2015 Average Month: 36

Jan-Oct 2015: 389

Filings Trending: ▼

Circuit/Court ID: 9 209097

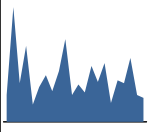
Type of Case: Filings

2016 Average Month:30

Jan-Oct 2016 : 298

Overall AVG. Month: 33

Monthly Summary



Jan 15-Oct 16

Totals

	2015	2016
Civil	87	66
Criminal	220	109
Other	130	123
Total	437	298

Jan --- Oct Filings

389

2015

298

2016

Jan --- Oct Filings

	2015	2016	% Change	Trending
Civil	77	66	-14.3%	▼
Criminal	202	109	-46.0%	▼
Other	110	123	11.8%	▲
Total	389	298	-23.4%	▼

	Jan	Feb	Mar	Apr	May	Jun	Jul	Aug	Sep	Oct	Nov	Dec	Thru Oct	% Change	Trending	Total
2015	20	86	29	57	13	26	35	23	38	62	20	28	389			437
2016	22	42	30	44	14	31	29	48	20	18	-	-	298	-23.4%	▼	298

		Jan	Feb	Mar	Apr	May	Jun	Jul	Aug	Sep	Oct	Nov	Dec	Thru Oct	% Change	Trending	Total
Administrative Law	2015	1	-	-	-	-	-	-	-	-	1	-	-	2			2
Contested Divorce	2015	-	-	2	1	-	1	-	1	-	1	-	1	6			7
	2016	1	-	2	-	-	-	-	-	1	-	-	-	4	-33.3%	▼	4
Domestic and Family - Level 1	2015	1	-	-	2	1	1	-	6	-	-	-	-	11			11
	2016	-	-	-	2	1	-	-	-	-	-	-	-	3	-72.7%	▼	3
Domestic and Family - Level 2	2015	-	-	-	-	-	3	-	-	-	-	-	-	3			3
	2016	-	-	-	-	-	-	-	-	1	-	-	-	1	-66.7%	▼	1
General Civil - Level 2	2015	-	-	1	2	-	1	-	2	-	1	-	2	7			9
	2016	-	1	2	2	-	1	2	-	2	-	-	-	10	42.9%	▲	10
General Civil - Level 3	2015	1	-	-	1	1	-	2	1	6	4	4	-	16			20
	2016	1	3	-	-	-	1	4	7	1	2	-	-	19	18.8%	▲	19
Miscellaneous	2015	9	13	22	7	7	14	16	8	13	14	10	12	123			145
	2016	14	21	14	16	7	12	12	20	10	10	-	-	136	10.6%	▲	136
Misdemeanor	2015	4	15	3	9	1	1	4	1	6	13	3	1	57			61
	2016	1	4	1	5	-	3	2	4	2	-	-	-	22	-61.4%	▼	22
Non-Capital Felonies and Related Matters	2015	2	55	1	30	3	2	7	2	8	26	2	12	136			150
	2016	3	9	5	18	2	11	7	10	2	4	-	-	71	-47.8%	▼	71
Other	2015	-	-	-	3	-	1	1	-	-	-	-	-	5			5
	2016	-	-	1	-	-	-	-	2	-	-	-	-	3	-40.0%	▼	3
Other Criminally Related Matters	2015	-	2	-	2	-	1	2	-	3	-	-	-	10			10
	2016	2	1	3	-	1	3	1	3	1	1	-	-	16	60.0%	▲	16
Probates/Wills and Trusts - Lev	2016	-	1	-	-	-	-	-	-	-	-	-	-	1			1
Probates/Wills and Trusts - Level 2	2015	-	-	-	-	-	-	-	1	1	-	-	-	2			2
	2016	-	-	1	-	1	-	-	-	-	-	-	-	2	0.0%	↔	2
Uncontested Divorce	2015	2	1	-	-	-	1	3	1	1	2	1	-	11			12
	2016	-	2	1	1	2	-	1	2	-	1	-	-	10	-9.1%	▼	10



Court: King William Circuit

Start/End Date: Jan-15 / Oct-16

2015 Average Month: 66

Jan-Oct 2015: 644

Filings Trending: ▲

Circuit/Court ID: 9 209101

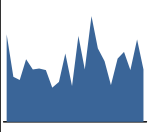
Type of Case: Filings

2016 Average Month:78

Jan-Oct 2016 : 779

Overall AVG. Month: 71

Monthly Summary



Jan 15-Oct 16

Totals

	2015	2016
Civil	161	142
Criminal	256	257
Other	373	380
Total	790	779

Jan --- Oct Filings

644

2015

779

2016

Jan --- Oct Filings

	2015	2016	% Change	Trending
Civil	131	142	8.4%	▲
Criminal	240	257	7.1%	▲
Other	273	380	39.2%	▲
Total	644	779	21.0%	▲

	Jan	Feb	Mar	Apr	May	Jun	Jul	Aug	Sep	Oct	Nov	Dec	Thru Oct	% Change	Trending	Total
2015	105	54	50	75	63	64	62	41	48	82	43	103	644			790
2016	63	127	88	73	44	76	84	62	99	63	-	-	779	21.0%	▲	779

		Jan	Feb	Mar	Apr	May	Jun	Jul	Aug	Sep	Oct	Nov	Dec	Thru Oct	% Change	Trending	Total
Administrative Law	2015	-	-	-	-	-	-	1	-	-	-	-	-	1			1
Capital Murder	2016	-	1	-	-	-	-	-	-	-	-	-	-	1			1
Contested Divorce	2015	-	-	1	-	-	-	-	-	1	2	1	2	4			7
	2016	2	-	2	1	-	3	-	3	4	-	-	-	15	275.0%	▲	15
Domestic and Family - Level 1	2015	2	3	4	3	-	-	1	2	2	-	5	3	17			25
	2016	1	1	2	1	-	1	-	4	3	2	-	-	15	-11.8%	▼	15
Domestic and Family - Level 2	2015	-	2	1	1	1	2	1	-	2	-	-	-	10			10
	2016	-	1	-	1	-	2	-	-	1	1	-	-	6	-40.0%	▼	6
General Civil - Level 1	2015	1	1	-	2	-	-	-	-	-	-	-	-	4			4
	2016	-	-	-	1	-	-	-	-	-	-	-	-	1	-75.0%	▼	1
General Civil - Level 2	2015	2	1	1	1	3	10	2	3	2	2	2	2	27			31
	2016	-	2	1	2	-	4	2	4	3	1	-	-	19	-29.6%	▼	19
General Civil - Level 3	2015	3	1	2	2	5	3	1	1	-	2	1	3	20			24
	2016	1	1	2	-	1	3	1	1	-	3	-	-	13	-35.0%	▼	13
Miscellaneous	2015	43	37	29	24	19	38	27	29	27	33	32	76	306			414
	2016	48	55	43	35	34	30	48	41	38	49	-	-	421	37.6%	▲	421
Misdemeanor	2015	9	3	1	7	9	1	14	-	2	2	1	4	48			53
	2016	4	7	11	5	4	1	2	4	6	3	-	-	47	-2.1%	▼	47
Non-Capital Felonies and Related Matters	2015	44	2	6	32	23	5	12	2	8	35	-	10	169			179
	2016	-	56	22	22	1	28	28	1	37	4	-	-	199	17.8%	▲	199
Other	2016	1	1	-	2	1	1	-	-	-	-	-	-	6			6
Other Criminally Related Matters	2015	-	4	2	3	2	5	2	1	2	2	1	-	23			24
	2016	3	-	1	-	-	1	-	2	3	-	-	-	10	-56.5%	▼	10
Probates/Wills and Trusts - Lev	2015	-	-	1	-	-	-	-	-	-	-	-	-	1			1
Probates/Wills and Trusts - Lev	2015	-	-	-	-	1	-	-	-	-	-	-	-	1			1
Protective Orders	2015	1	-	-	-	-	-	-	-	-	-	-	-	1			1
Uncontested Divorce	2015	-	-	2	-	-	-	1	3	2	4	-	3	12			15
	2016	3	2	4	3	3	2	3	2	4	-	-	-	26	116.7%	▲	26

Court: Mathews Circuit

Start/End Date: Jan-15 / Oct-16

2015 Average Month: 40

Jan-Oct 2015: 371

Filings Trending: ▲

Circuit/Court ID: 9 209115

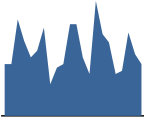
Type of Case: Filings

2016 Average Month:39

Jan-Oct 2016 : 392

Overall AVG. Month: 40

Monthly Summary



Jan 15-Oct 16

Totals

	2015	2016
Civil	133	85
Criminal	170	159
Other	178	148
Total	481	392

Jan --- Oct Filings

371

2015

392

2016

Jan --- Oct Filings

	2015	2016	% Change	Trending
Civil	105	85	-19.0%	▼
Criminal	137	159	16.1%	▲
Other	129	148	14.7%	▲
Total	371	392	5.7%	▲

	Jan	Feb	Mar	Apr	May	Jun	Jul	Aug	Sep	Oct	Nov	Dec	Thru Oct	% Change	Trending	Total
2015	31	31	58	45	35	39	53	19	29	31	55	55	371			481
2016	35	25	69	49	44	25	27	50	37	31	-	-	392	5.7%	▲	392

		Jan	Feb	Mar	Apr	May	Jun	Jul	Aug	Sep	Oct	Nov	Dec	Thru Oct	% Change	Trending	Total
Administrative Law	2015	-	-	-	-	-	-	-	-	1	-	-	-	1			1
	2016	-	-	-	1	-	-	-	-	-	-	-	-	1	0.0%	↔	1
Contested Divorce	2015	-	2	-	1	-	-	-	1	2	-	1	-	6			7
	2016	-	-	-	1	2	-	1	2	3	1	-	-	10	66.7%	▲	10
Domestic and Family - Level 1	2015	-	-	-	-	-	6	-	-	2	-	-	8	8			16
	2016	-	-	1	-	-	1	1	1	-	-	-	-	4	-50.0%	▼	4
Domestic and Family - Level 2	2015	-	-	1	1	-	-	1	-	-	-	1	-	3			4
	2016	-	-	-	-	1	-	1	-	1	1	-	-	4	33.3%	▲	4
General Civil - Level 1	2015	1	-	-	-	-	-	-	-	-	1	1	-	2			3
	2016	-	-	-	-	1	-	-	-	-	-	-	-	1	-50.0%	▼	1
General Civil - Level 2	2015	3	3	2	1	-	1	3	1	-	-	1	3	14			18
	2016	2	2	3	2	-	2	1	-	2	-	-	-	14	0.0%	↔	14
General Civil - Level 3	2015	-	1	2	5	1	-	-	1	-	2	2	1	12			15
	2016	3	-	-	-	-	-	1	1	-	2	-	-	7	-41.7%	▼	7
Miscellaneous	2015	20	19	27	33	14	12	8	12	9	13	20	31	167			218
	2016	24	23	26	13	12	18	15	13	9	21	-	-	174	4.2%	▲	174
Misdemeanor	2015	1	1	3	-	6	2	5	-	4	1	-	6	23			29
	2016	1	-	5	-	11	-	-	-	6	-	-	-	23	0.0%	↔	23
Non-Capital Felonies and Related Matters	2015	5	3	19	-	11	11	32	3	8	11	23	2	103			128
	2016	-	-	32	31	13	1	1	30	13	2	-	-	123	19.4%	▲	123
Other	2015	-	-	1	-	-	-	-	-	-	-	-	2	1			3
	2016	-	-	1	-	-	-	-	-	-	-	-	-	1	0.0%	↔	1
Other Criminally Related Matters	2015	-	2	-	3	2	2	-	-	2	1	2	-	12			14
	2016	3	-	1	-	2	2	1	2	3	-	-	-	14	16.7%	▲	14
Probates/Wills and Trusts - Level 2	2015	-	-	1	-	-	-	-	-	-	-	-	-	1			1
	2016	1	-	-	-	-	-	2	-	-	-	-	-	3	200.0%	▲	3
Protective Orders	2015	-	-	-	-	-	1	-	-	-	-	-	-	1			1
	2016	-	-	-	-	-	1	-	-	-	-	-	-	1	0.0%	↔	1
Uncontested Divorce	2015	1	-	2	1	1	4	4	1	1	2	4	2	17			23
	2016	1	-	-	1	2	-	3	1	-	4	-	-	12	-29.4%	▼	12

Court: Middlesex Circuit

Start/End Date: Jan-15 / Oct-16

2015 Average Month: 44

Jan-Oct 2015: 449

Filings Trending: ▲

Circuit/Court ID: 9 209119


Type of Case: Filings

2016 Average Month:61

Jan-Oct 2016 : 607

Overall AVG. Month: 52

Monthly Summary



Jan 15-Oct 16

Totals

	2015	2016
Civil	118	118
Criminal	189	279
Other	224	210
Total	531	607

Jan --- Oct Filings

449

2015

607

2016

Jan --- Oct Filings

	2015	2016	% Change	Trending
Civil	100	118	18.0%	▲
Criminal	181	279	54.1%	▲
Other	168	210	25.0%	▲
Total	449	607	35.2%	▲

	Jan	Feb	Mar	Apr	May	Jun	Jul	Aug	Sep	Oct	Nov	Dec	Thru Oct	% Change	Trending	Total
2015	49	37	52	38	44	55	54	36	53	31	25	57	449			531
2016	62	64	125	51	83	34	48	50	46	44	-	-	607	35.2%	▲	607

		Jan	Feb	Mar	Apr	May	Jun	Jul	Aug	Sep	Oct	Nov	Dec	Thru Oct	% Change	Trending	Total
Capital Murder	2015	-	-	-	-	2	-	-	-	-	-	-	-	2			2
Contested Divorce	2015	-	1	1	1	-	1	1	-	1	-	1	1	6			8
	2016	1	2	1	1	2	-	-	-	-	1	-	-	8	33.3%	▲	8
Domestic and Family - Level 1	2015	-	1	-	-	-	-	-	4	-	2	1	1	7			9
	2016	-	-	2	1	-	-	-	-	4	5	-	-	12	71.4%	▲	12
Domestic and Family - Level 2	2015	2	-	1	2	-	-	1	-	-	-	-	-	6			6
	2016	-	-	-	-	-	2	-	1	-	-	-	-	3	-50.0%	▼	3
General Civil - Level 2	2015	2	3	6	4	-	4	-	-	-	3	-	1	22			23
	2016	1	3	3	1	1	2	1	4	1	4	-	-	21	-4.5%	▼	21
General Civil - Level 3	2015	-	-	-	1	2	1	-	-	-	-	-	2	4			6
	2016	1	-	1	1	13	2	1	1	1	-	-	-	21	425.0%	▲	21
Miscellaneous	2015	17	28	26	15	11	23	17	12	13	12	17	45	174			236
	2016	27	38	22	19	11	16	22	27	15	24	-	-	221	27.0%	▲	221
Misdemeanor	2015	11	-	3	-	5	7	6	3	15	1	1	-	51			52
	2016	10	6	19	2	13	4	5	4	2	4	-	-	69	35.3%	▲	69
Non-Capital Felonies and Related Matters	2015	13	3	8	9	19	14	22	12	18	4	1	3	122			126
	2016	14	10	68	20	42	4	11	10	17	4	-	-	200	63.9%	▲	200
Other	2015	-	-	3	2	2	3	1	2	4	1	1	-	18			19
	2016	2	2	3	1	-	-	2	-	2	-	-	-	12	-33.3%	▼	12
Other Criminally Related Matters	2015	2	-	-	-	2	-	1	-	-	2	2	1	7			10
	2016	2	3	2	1	1	2	-	-	1	-	-	-	12	71.4%	▲	12
Probates/Wills and Trusts - Level 2	2015	-	-	1	1	-	1	-	2	1	-	-	-	6			6
	2016	2	-	-	1	-	-	2	-	-	-	-	-	5	-16.7%	▼	5
Protective Orders	2015	-	-	-	-	-	1	1	-	-	2	-	1	4			5
	2016	-	-	-	2	-	-	-	1	1	1	-	-	5	25.0%	▲	5
Uncontested Divorce	2015	2	1	3	3	1	-	4	1	1	4	1	2	20			23
	2016	2	-	4	1	-	2	4	2	2	1	-	-	18	-10.0%	▼	18

Court: New Kent Circuit

Start/End Date: Jan-15 / Oct-16

2015 Average Month: 102

Jan-Oct 2015: 932

Filings Trending: ▲

Circuit/Court ID: 9 209127

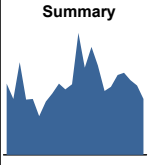
Type of Case: Filings

2016 Average Month:117

Jan-Oct 2016 : 1,168

Overall AVG. Month: 109

Monthly Summary

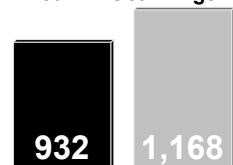


Jan 15-Oct 16

Totals

	2015	2016
Civil	178	193
Criminal	422	374
Other	621	601
Total	1,221	1,168

Jan --- Oct Filings



932 2015 1,168 2016

Jan --- Oct Filings

	2015	2016	% Change	Trending
Civil	151	193	27.8%	▲
Criminal	372	374	0.5%	▲
Other	409	601	46.9%	▲
Total	932	1,168	25.3%	▲

	Jan	Feb	Mar	Apr	May	Jun	Jul	Aug	Sep	Oct	Nov	Dec	Thru Oct	% Change	Trending	Total
2015	107	84	139	83	84	58	80	92	107	98	106	183	932			1,221
2016	131	162	134	96	102	120	123	112	104	84	-	-	1,168	25.3%	▲	1,168

		Jan	Feb	Mar	Apr	May	Jun	Jul	Aug	Sep	Oct	Nov	Dec	Thru Oct	% Change	Trending	Total
Administrative Law	2015	1	-	-	-	-	-	-	-	-	-	-	-	1			1
Contested Divorce	2015	-	1	4	3	2	-	2	2	2	1	3	2	17			22
	2016	1	4	1	1	-	3	3	4	1	2	-	-	20	17.6%	▲	20
Domestic and Family - Level 1	2015	-	2	-	2	1	-	-	3	1	1	1	-	10			11
	2016	-	2	-	3	-	-	-	3	2	1	-	-	11	10.0%	▲	11
Domestic and Family - Level 2	2015	2	2	-	1	1	-	-	2	-	-	2	1	8			11
	2016	-	-	-	1	1	-	1	-	-	1	-	-	4	-50.0%	▼	4
General Civil - Level 1	2015	-	-	-	1	-	-	-	-	-	-	-	-	1			1
General Civil - Level 2	2015	2	1	1	2	1	1	-	1	1	4	3	1	14			18
	2016	5	2	1	-	2	2	7	3	4	7	-	-	33	135.7%	▲	33
General Civil - Level 3	2015	2	3	-	1	2	-	1	1	-	1	-	3	11			14
	2016	2	5	3	-	2	1	2	-	1	1	-	-	17	54.5%	▲	17
Miscellaneous	2015	52	36	42	37	24	33	47	35	45	53	60	90	404			554
	2016	71	86	68	48	35	53	63	50	50	54	-	-	578	43.1%	▲	578
Misdemeanor	2015	11	8	17	12	10	11	9	11	17	13	11	5	119			135
	2016	15	16	12	9	14	8	11	11	16	7	-	-	119	0.0%	↔	119
Non-Capital Felonies and Related Matters	2015	22	5	61	17	35	4	12	16	34	18	8	18	224			250
	2016	21	28	40	21	28	24	25	26	18	4	-	-	235	4.9%	▲	235
Other	2015	9	14	5	3	4	2	1	9	3	3	11	58	53			122
	2016	10	12	2	9	16	13	5	5	6	5	-	-	83	56.6%	▲	83
Other Criminally Related Matters	2015	2	6	4	1	1	4	2	6	1	2	5	3	29			37
	2016	-	3	2	-	1	5	-	7	2	-	-	-	20	-31.0%	▼	20
Probates/Wills and Trusts - Lev	2016	-	-	-	-	-	-	-	1	-	-	-	-	1			1
Probates/Wills and Trusts - Level 2	2015	-	-	-	-	-	-	1	2	1	1	-	-	5			5
	2016	1	-	-	-	-	1	-	-	-	-	-	-	2	-60.0%	▼	2
Uncontested Divorce	2015	4	6	5	3	3	3	5	4	2	1	2	2	36			40
	2016	5	4	5	4	3	10	6	2	4	2	-	-	45	25.0%	▲	45

Court: York Circuit

Start/End Date: Jan-15 / Oct-16

2015 Average Month: 252

Jan-Oct 2015: 2,430

Filings Trending: ▲

Circuit/Court ID: 9 209199


Type of Case: Filings

2016 Average Month:301

Jan-Oct 2016 : 3,005

Overall AVG. Month: 274

Monthly Summary



Jan 15-Oct 16

Totals

	2015	2016
Civil	782	692
Criminal	1,043	933
Other	1,196	1,380
Total	3,021	3,005

Jan --- Oct Filings

2,430

2015

3,005

2016

Jan --- Oct Filings

	2015	2016	% Change	Trending
Civil	663	692	4.4%	▲
Criminal	839	933	11.2%	▲
Other	928	1,380	48.7%	▲
Total	2,430	3,005	23.7%	▲

	Jan	Feb	Mar	Apr	May	Jun	Jul	Aug	Sep	Oct	Nov	Dec	Thru Oct	% Change	Trending	Total
2015	262	206	258	250	247	214	269	234	215	275	249	342	2,430			3,021
2016	353	342	326	281	260	279	292	318	283	271	-	-	3,005	23.7%	▲	3,005

		Jan	Feb	Mar	Apr	May	Jun	Jul	Aug	Sep	Oct	Nov	Dec	Thru Oct	% Change	Trending	Total
Administrative Law	2015	-	1	-	-	-	-	-	-	1	-	-	1	2			3
	2016	-	1	-	-	1	-	-	1	1	-	-	-	4	100.0%	▲	4
Contested Divorce	2015	3	3	10	4	5	12	6	7	6	6	4	3	62			69
	2016	5	8	5	5	8	9	5	5	5	8	-	-	63	1.6%	▲	63
Domestic and Family - Level 1	2015	2	4	3	3	3	1	4	4	4	2	1	4	30			35
	2016	1	7	3	1	-	3	-	1	4	2	-	-	22	-26.7%	▼	22
Domestic and Family - Level 2	2015	5	2	14	12	6	4	13	10	7	12	7	8	85			100
	2016	3	10	13	9	7	8	9	10	4	9	-	-	82	-3.5%	▼	82
General Civil - Level 1	2015	1	-	-	-	-	-	-	-	-	-	-	-	1			1
	2016	-	-	-	-	-	-	-	-	-	1	-	-	1	0.0%	↔	1
General Civil - Level 2	2015	5	7	11	17	5	20	6	16	4	16	12	8	107			127
	2016	11	9	9	9	10	9	6	8	8	10	-	-	89	-16.8%	▼	89
General Civil - Level 3	2015	4	1	7	1	3	3	5	6	5	6	2	1	41			44
	2016	1	1	6	2	3	7	9	2	-	2	-	-	33	-19.5%	▼	33
Miscellaneous	2015	123	99	137	99	100	92	122	114	95	91	105	197	1,072			1,374
	2016	215	200	171	141	126	135	187	163	111	138	-	-	1,587	48.0%	▲	1,587
Misdemeanor	2015	26	16	13	28	11	9	6	10	18	15	16	16	152			184
	2016	13	15	18	27	22	20	11	22	24	14	-	-	186	22.4%	▲	186
Non-Capital Felonies and Related Matters	2015	74	50	29	51	84	50	74	56	48	99	69	79	615			763
	2016	81	68	73	61	56	61	38	81	103	59	-	-	681	10.7%	▲	681
Other	2015	2	1	5	2	6	3	4	1	1	2	-	-	27			27
	2016	-	2	2	1	-	1	2	1	-	2	-	-	11	-59.3%	▼	11
Other Criminally Related Matters	2015	5	8	3	17	9	5	12	2	8	4	19	6	73			98
	2016	6	2	7	8	1	9	7	4	9	14	-	-	67	-8.2%	▼	67
Probates/Wills and Trusts - Level 1	2015	-	-	1	-	-	1	-	-	-	1	-	-	3			3
	2016	-	-	-	-	1	-	-	1	-	-	-	-	2	-33.3%	▼	2
Probates/Wills and Trusts - Level 2	2015	2	1	1	-	1	4	6	1	1	4	-	4	21			25
	2016	1	-	1	2	4	1	1	1	3	3	-	-	17	-19.0%	▼	17
Protective Orders	2015	1	-	-	-	-	-	-	1	1	2	-	1	5			6
	2016	1	1	-	1	-	1	-	-	-	2	-	-	6	20.0%	▲	6
Uncontested Divorce	2015	9	13	24	16	14	10	11	6	16	15	14	14	134			162
	2016	15	18	18	14	21	15	17	18	11	7	-	-	154	14.9%	▲	154

Court: Williamsburg Circuit

Start/End Date: Jan-15 / Oct-16

2015 Average Month: 303

Jan-Oct 2015: 2,921

Filings Trending: ▲

Circuit/Court ID: 9 209830


Type of Case: Filings

2016 Average Month:364

Jan-Oct 2016 : 3,639

Overall AVG. Month: 331

Monthly Summary



Jan 15-Oct 16

Totals

	2015	2016
Civil	969	878
Criminal	1,243	1,158
Other	1,426	1,603
Total	3,638	3,639

Jan --- Oct Filings

2,921

2015

3,639

2016

Jan --- Oct Filings

	2015	2016	% Change	Trending
Civil	820	878	7.1%	▲
Criminal	1,033	1,158	12.1%	▲
Other	1,068	1,603	50.1%	▲
Total	2,921	3,639	24.6%	▲

	Jan	Feb	Mar	Apr	May	Jun	Jul	Aug	Sep	Oct	Nov	Dec	Thru Oct	% Change	Trending	Total
2015	324	266	325	276	258	273	337	264	316	282	336	381	2,921			3,638
2016	404	350	431	341	369	365	316	367	402	294	-	-	3,639	24.6%	▲	3,639

		Jan	Feb	Mar	Apr	May	Jun	Jul	Aug	Sep	Oct	Nov	Dec	Thru Oct	% Change	Trending	Total
Administrative Law	2015	-	-	-	-	-	1	1	-	-	1	-	1	3			4
	2016	-	-	-	-	1	-	-	-	-	-	-	-	1	-66.7%	▼	1
Capital Murder	2015	-	-	4	-	-	-	-	-	-	-	-	-	4			4
	2016	8	5	11	3	7	7	5	8	10	5	-	-	69	16.9%	▲	69
Domestic and Family - Level 1	2015	3	5	3	2	7	4	9	9	1	3	3	3	46			52
	2016	4	6	6	2	3	8	7	3	3	7	-	-	49	6.5%	▲	49
Domestic and Family - Level 2	2015	5	1	5	2	4	-	-	4	-	-	3	3	21			27
	2016	-	2	3	4	2	2	2	1	1	4	-	-	21	0.0%	↔	21
General Civil - Level 1	2015	-	3	2	1	2	1	1	1	1	-	1	-	12			13
	2016	1	-	1	4	-	-	2	1	1	2	-	-	12	0.0%	↔	12
General Civil - Level 2	2015	18	8	8	12	12	15	12	12	13	9	18	10	119			147
	2016	11	14	13	7	13	12	12	14	10	13	-	-	119	0.0%	↔	119
General Civil - Level 3	2015	6	6	1	11	4	14	11	5	-	9	9	8	67			84
	2016	3	7	6	5	6	12	3	4	12	9	-	-	67	0.0%	↔	67
Miscellaneous	2015	123	101	129	94	82	83	112	107	116	91	112	235	1,038			1,385
	2016	178	171	176	146	117	150	167	162	150	129	-	-	1,546	48.9%	▲	1,546
Misdemeanor	2015	44	26	31	34	34	43	44	30	42	44	44	21	372			437
	2016	37	25	42	59	40	41	25	48	53	23	-	-	393	5.6%	▲	393
Non-Capital Felonies and Related Matters	2015	51	39	66	52	57	49	74	29	69	52	78	45	538			661
	2016	80	58	86	51	83	54	22	59	92	46	-	-	631	17.3%	▲	631
Other	2015	29	47	44	29	14	23	34	37	44	28	31	27	329			387
	2016	49	29	48	40	54	42	48	31	39	25	-	-	405	23.1%	▲	405
Other Criminally Related Matters	2015	10	9	8	19	16	15	13	14	10	10	10	13	124			147
	2016	8	14	14	12	23	16	8	12	17	13	-	-	137	10.5%	▲	137
Probates/Wills and Trusts - Level 1	2015	1	-	1	-	1	1	-	-	1	2	-	-	7			7
	2016	1	1	-	-	-	-	1	-	-	1	-	-	4	-42.9%	▼	4
Probates/Wills and Trusts - Level 2	2015	-	1	3	2	1	4	3	1	1	2	6	2	18			26
	2016	3	2	4	1	1	2	5	6	2	2	-	-	28	55.6%	▲	28
Uncontested Divorce	2015	25	13	15	9	17	16	16	13	14	26	12	11	164			187
	2016	21	16	21	7	19	19	9	18	12	15	-	-	157	-4.3%	▼	157



Court: Appomattox Circuit

Start/End Date: Jan-15 / Oct-16

2015 Average Month: 73

Jan-Oct 2015: 723

Filings Trending: ▲

Circuit/Court ID: 10

210011

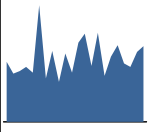
Type of Case: Filings

2016 Average Month:82

Jan-Oct 2016 : 816

Overall AVG. Month: 77

Monthly Summary



Jan 15-Oct 16

Totals

	2015	2016
Civil	180	145
Criminal	335	335
Other	362	336
Total	877	816

Jan --- Oct Filings

723

2015

816

2016

Jan --- Oct Filings

	2015	2016	% Change	Trending
Civil	149	145	-2.7%	▼
Criminal	327	335	2.4%	▲
Other	247	336	36.0%	▲
Total	723	816	12.9%	▲

	Jan	Feb	Mar	Apr	May	Jun	Jul	Aug	Sep	Oct	Nov	Dec	Thru Oct	% Change	Trending	Total
2015	72	58	61	66	59	140	52	85	48	82	59	95	723			877
2016	106	67	107	55	78	92	70	66	84	91	-	-	816	12.9%	▲	816

		Jan	Feb	Mar	Apr	May	Jun	Jul	Aug	Sep	Oct	Nov	Dec	Thru Oct	% Change	Trending	Total
Contested Divorce	2015	-	-	2	1	2	1	1	1	3	3	2	-	14			16
	2016	-	3	3	2	2	2	-	1	2	-	-	-	15	7.1%	▲	15
Domestic and Family - Level 1	2015	-	2	-	-	-	7	3	3	3	3	5	1	21			27
	2016	-	-	-	2	1	1	3	5	1	1	-	-	14	-33.3%	▼	14
Domestic and Family - Level 2	2015	-	-	-	-	2	3	-	1	-	-	2	-	6			8
	2016	-	-	3	-	1	-	1	3	-	2	-	-	10	66.7%	▲	10
General Civil - Level 1	2015	-	-	-	1	-	-	-	-	-	-	-	-	1			1
	2016	-	-	-	1	-	-	-	-	-	-	-	-	1	0.0%	↔	1
General Civil - Level 2	2015	2	-	1	2	2	-	1	-	1	-	-	2	9			11
	2016	-	5	1	3	4	-	1	2	-	1	-	-	17	88.9%	▲	17
General Civil - Level 3	2015	-	1	1	2	5	1	-	3	-	1	-	1	14			15
	2016	4	1	3	1	-	-	1	1	1	1	-	-	13	-7.1%	▼	13
Miscellaneous	2015	33	27	39	26	25	26	29	32	25	37	38	90	299			427
	2016	46	41	41	40	25	42	36	32	39	35	-	-	377	26.1%	▲	377
Misdemeanor	2015	7	1	1	2	3	8	2	4	2	8	2	-	38			40
	2016	10	2	14	-	4	10	5	1	6	7	-	-	59	55.3%	▲	59
Non-Capital Felonies and Related Matters	2015	27	24	13	28	11	90	12	38	11	25	4	1	279			284
	2016	39	12	30	1	33	33	18	19	27	39	-	-	251	-10.0%	▼	251
Other	2015	-	-	1	-	1	-	-	-	-	1	1	-	3			4
	2016	-	-	1	-	-	1	1	-	-	-	-	-	3	0.0%	↔	3
Other Criminally Related Matters	2015	-	1	1	-	6	-	-	-	1	1	1	-	10			11
	2016	5	2	5	-	4	1	1	-	5	3	-	-	26	160.0%	▲	26
Probates/Wills and Trusts - Lev	2016	-	-	-	-	1	-	-	-	-	1	-	-	2			2
Probates/Wills and Trusts - Level 2	2015	2	-	-	1	-	-	-	1	-	1	-	-	5			5
	2016	-	1	-	1	-	2	-	-	1	-	-	-	5	0.0%	↔	5
Uncontested Divorce	2015	1	2	2	3	2	4	4	2	2	2	4	-	24			28
	2016	2	-	6	4	3	-	3	2	2	1	-	-	23	-4.2%	▼	23

Court: Buckingham Circuit

Start/End Date: Jan-15 / Oct-16

2015 Average Month: 67

Jan-Oct 2015: 697

Filings Trending: ▲

Circuit/Court ID: 10

210029

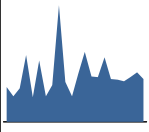
Type of Case: Filings

2016 Average Month:73

Jan-Oct 2016 : 730

Overall AVG. Month: 70

Monthly Summary



Jan 15-Oct 16

Totals

	2015	2016
Civil	170	181
Criminal	393	264
Other	245	285
Total	808	730

Jan --- Oct Filings

697

2015

730

2016

Jan --- Oct Filings

	2015	2016	% Change	Trending
Civil	141	181	28.4%	▲
Criminal	364	264	-27.5%	▼
Other	192	285	48.4%	▲
Total	697	730	4.7%	▲

	Jan	Feb	Mar	Apr	May	Jun	Jul	Aug	Sep	Oct	Nov	Dec	Thru Oct	% Change	Trending	Total
2015	52	38	50	100	37	92	38	55	175	60	38	73	697			808
2016	105	68	67	97	64	63	61	67	74	64	-	-	730	4.7%	▲	730

		Jan	Feb	Mar	Apr	May	Jun	Jul	Aug	Sep	Oct	Nov	Dec	Thru Oct	% Change	Trending	Total
Administrative Law	2015	-	-	-	-	-	-	-	1	-	-	-	-	1			1
	2016	-	-	-	-	-	1	-	-	-	-	-	-	1	0.0%	↔	1
Capital Murder	2015	-	-	-	-	-	1	-	-	-	-	-	-	1			1
	2016	-	-	-	-	-	-	-	-	-	-	-	-	-			-
Contested Divorce	2015	2	6	1	-	2	-	1	2	1	-	-	1	15			16
	2016	2	-	1	2	3	1	-	4	-	3	-	-	16	6.7%	▲	16
Domestic and Family - Level 1	2015	1	-	2	2	-	-	-	1	1	-	4	-	7			11
	2016	2	-	-	4	-	5	-	-	2	-	-	-	13	85.7%	▲	13
Domestic and Family - Level 2	2016	2	2	-	1	-	-	2	-	-	-	-	-	7			7
General Civil - Level 1	2016	-	-	-	-	-	-	-	1	-	1	-	-	2			2
General Civil - Level 2	2015	1	2	-	4	1	4	6	6	-	2	3	5	26			34
	2016	2	3	2	2	1	-	3	1	2	3	-	-	19	-26.9%	▼	19
General Civil - Level 3	2015	1	-	-	-	1	-	-	-	-	-	-	1	2			3
	2016	-	1	-	2	-	-	-	2	1	2	-	-	8	300.0%	▲	8
Miscellaneous	2015	15	21	26	30	17	29	25	22	21	36	22	40	242			304
	2016	46	43	46	23	30	35	30	37	32	36	-	-	358	47.9%	▲	358
Misdemeanor	2015	2	-	3	4	3	6	2	-	25	6	3	5	51			59
	2016	5	3	1	1	8	-	6	1	3	4	-	-	32	-37.3%	▼	32
Non-Capital Felonies and Related Matters	2015	28	8	12	55	8	45	1	19	123	9	4	17	308			329
	2016	43	12	13	59	15	15	15	19	28	13	-	-	232	-24.7%	▼	232
Other	2015	-	-	-	-	-	1	-	-	1	-	-	-	2			2
	2016	-	-	-	-	-	1	-	-	-	-	-	-	1	-50.0%	▼	1
Other Criminally Related Matters	2015	-	-	-	1	-	-	-	-	1	2	-	-	4			4
	2016	-	-	-	1	-	-	-	-	1	-	-	-	2	-50.0%	▼	2
Probates/Wills and Trusts - Lev	2015	-	-	-	-	-	1	-	-	-	-	-	-	1			1
Probates/Wills and Trusts - Level 2	2015	-	1	-	-	-	-	1	-	-	-	-	-	2			2
	2016	-	1	1	-	-	1	-	-	-	1	-	-	4	100.0%	▲	4
Protective Orders	2016	-	-	-	-	-	-	2	-	-	-	-	-	2			2
Uncontested Divorce	2015	2	-	6	4	5	5	2	4	2	5	2	4	35			41
	2016	3	3	3	2	7	4	3	2	5	1	-	-	33	-5.7%	▼	33

Court: Charlotte Circuit

Start/End Date: Jan-15 / Oct-16

2015 Average Month: 49

Jan-Oct 2015: 504

Filings Trending: ▲

Circuit/Court ID: 10

210037


Type of Case: Filings

2016 Average Month:64

Jan-Oct 2016 : 642

Overall AVG. Month: 56

Monthly Summary




Jan 15-Oct 16

Totals

	2015	2016
Civil	174	131
Criminal	222	279
Other	195	232
Total	591	642

Jan --- Oct Filings



504 642

2015 2016

Jan --- Oct Filings

	2015	2016	% Change	Trending
Civil	149	131	-12.1%	▼
Criminal	200	279	39.5%	▲
Other	155	232	49.7%	▲
Total	504	642	27.4%	▲

	Jan	Feb	Mar	Apr	May	Jun	Jul	Aug	Sep	Oct	Nov	Dec	Thru Oct	% Change	Trending	Total
2015	29	125	50	58	28	41	41	47	49	36	44	43	504			591
2016	64	85	62	66	50	90	44	51	56	74	-	-	642	27.4%	▲	642

		Jan	Feb	Mar	Apr	May	Jun	Jul	Aug	Sep	Oct	Nov	Dec	Thru Oct	% Change	Trending	Total
Contested Divorce	2015	1	1	-	1	1	2	3	2	1	-	-	2	12			14
	2016	2	1	3	-	-	-	2	4	2	1	-	-	15	25.0%	▲	15
Domestic and Family - Level 1	2015	-	1	2	-	-	2	2	3	1	5	1	2	16			19
	2016	-	2	5	2	4	-	1	2	-	-	-	-	16	0.0%	↔	16
Domestic and Family - Level 2	2015	-	-	1	1	1	-	1	-	4	1	-	2	9			11
	2016	1	-	2	1	-	2	-	-	-	-	-	-	6	-33.3%	▼	6
General Civil - Level 1	2016	-	-	-	-	-	-	1	-	-	-	-	-	1			1
	2015	2	2	5	4	2	1	1	3	3	1	1	1	24			26
General Civil - Level 2	2016	-	2	1	2	1	2	1	2	1	-	-	-	12	-50.0%	▼	12
	2015	1	1	2	3	-	2	1	2	2	-	2	-	14			16
General Civil - Level 3	2016	-	4	-	1	-	-	-	1	3	1	-	-	10	-28.6%	▼	10
	2015	18	24	26	23	13	17	12	19	17	16	19	23	185			227
Miscellaneous	2016	25	42	31	20	21	12	19	13	30	15	-	-	228	23.2%	▲	228
	2015	-	7	2	2	4	4	1	3	6	3	6	2	32			40
Misdemeanor	2016	3	7	6	2	-	4	1	3	4	2	-	-	32	0.0%	↔	32
	2015	5	86	8	17	4	10	14	8	7	3	8	6	162			176
Non-Capital Felonies and Related Matters	2016	27	17	8	28	13	66	5	16	9	48	-	-	237	46.3%	▲	237
	2015	-	-	1	1	-	-	-	3	4	5	5	2	14			21
Other	2016	3	5	1	2	3	3	10	5	4	6	-	-	42	200.0%	▲	42
	2015	-	-	1	3	1	-	-	-	-	1	-	1	6			7
Other Criminally Related Matters	2016	1	2	2	3	2	-	-	-	-	-	-	-	10	66.7%	▲	10
	2015	-	-	-	-	-	-	1	-	-	-	-	-	1			1
Probates/Wills and Trusts - Lev	2015	-	-	1	-	-	-	1	-	1	-	1	-	3			4
Probates/Wills and Trusts - Level 2	2016	-	1	1	1	-	-	-	1	-	-	-	-	4	33.3%	▲	4
	2015	2	3	1	3	2	3	4	4	3	1	1	2	26			29
Uncontested Divorce	2016	2	2	2	4	6	1	4	4	3	1	-	-	29	11.5%	▲	29

Court: Cumberland Circuit

Start/End Date: Jan-15 / Oct-16

2015 Average Month: 37

Jan-Oct 2015: 369

Filings Trending: ▲

Circuit/Court ID: 10

210049

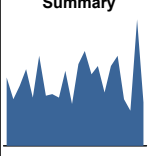
Type of Case: Filings

2016 Average Month:43

Jan-Oct 2016 : 433

Overall AVG. Month: 40

Monthly Summary



Jan 15-Oct 16

Totals

	2015	2016
Civil	87	79
Criminal	176	170
Other	180	184
Total	443	433

Jan --- Oct Filings

369

2015

433

2016

Jan --- Oct Filings

	2015	2016	% Change	Trending
Civil	71	79	11.3%	▲
Criminal	155	170	9.7%	▲
Other	143	184	28.7%	▲
Total	369	433	17.3%	▲

	Jan	Feb	Mar	Apr	May	Jun	Jul	Aug	Sep	Oct	Nov	Dec	Thru Oct	% Change	Trending	Total
2015	41	28	36	46	29	54	30	31	29	45	25	49	369			443
2016	57	43	48	32	48	54	28	21	76	26	-	-	433	17.3%	▲	433

		Jan	Feb	Mar	Apr	May	Jun	Jul	Aug	Sep	Oct	Nov	Dec	Thru Oct	% Change	Trending	Total
Contested Divorce	2015	-	-	-	-	2	-	-	1	1	1	4	1	5			10
	2016	-	-	-	-	-	-	1	-	-	-	-	-	1	-80.0%	▼	1
Domestic and Family - Level 1	2015	1	-	1	2	-	2	-	2	-	1	-	1	9			10
	2016	3	-	1	-	3	-	1	-	-	-	-	-	8	-11.1%	▼	8
Domestic and Family - Level 2	2015	-	-	-	1	-	-	-	-	1	-	-	-	2			2
	2016	3	1	1	-	1	-	-	-	1	-	-	-	7	250.0%	▲	7
General Civil - Level 1	2016	-	-	-	-	-	-	-	-	1	-	-	-	1			1
	2015	-	2	-	1	2	1	1	-	-	2	2	-	9			11
General Civil - Level 2	2016	1	1	4	-	1	-	-	-	2	2	-	-	11	22.2%	▲	11
	2015	-	-	-	-	-	-	-	1	-	-	1	-	1			2
General Civil - Level 3	2016	-	-	-	-	-	1	1	3	1	-	-	-	6	500.0%	▲	6
	2015	17	12	15	24	9	10	14	19	13	30	14	28	163			205
Miscellaneous	2016	39	26	27	20	22	15	16	11	23	11	-	-	210	28.8%	▲	210
	2015	8	6	6	3	3	6	4	3	4	2	1	4	45			50
Misdemeanor	2016	6	2	3	1	3	-	-	1	2	1	-	-	19	-57.8%	▼	19
	2015	11	3	11	12	11	34	9	3	8	5	3	13	107			123
Non-Capital Felonies and Related Matters	2016	3	-	10	8	12	35	7	6	41	11	-	-	133	24.3%	▲	133
	2015	1	-	-	-	-	-	-	-	-	1	-	-	2			2
Other	2016	2	-	-	-	1	1	-	-	-	-	-	-	4	100.0%	▲	4
	2015	1	1	-	1	1	-	-	-	-	-	-	-	4			4
Other Criminally Related Matters	2016	-	11	-	-	2	1	-	-	4	-	-	-	18	350.0%	▲	18
	2015	-	-	-	-	-	-	-	-	-	1	-	-	1			1
Probates/Wills and Trusts - Lev	2016	-	1	-	-	-	-	-	-	-	3	-	-	5			5
Probates/Wills and Trusts - Lev	2015	-	-	-	-	-	-	-	-	1	-	-	-	1			1
Protective Orders	2015	1	-	-	-	-	-	-	-	-	-	-	-	1			1
Uncontested Divorce	2015	1	3	3	2	1	1	2	2	1	-	-	2	16			18
	2016	-	2	2	3	3	1	2	-	1	-	-	-	14	-12.5%	▼	14

Court: Halifax Circuit

Start/End Date: Jan-15 / Oct-16

2015 Average Month: 199

Jan-Oct 2015: 1,985

Filings Trending: ▼

Circuit/Court ID: 10

210083

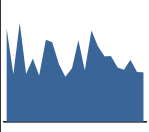
Type of Case: Filings

2016 Average Month:185

Jan-Oct 2016 : 1,850

Overall AVG. Month: 193

Monthly Summary



Jan 15-Oct 16

Totals

	2015	2016
Civil	569	387
Criminal	1,086	777
Other	736	686
Total	2,391	1,850

Jan --- Oct Filings

1,985

2015

1,850

2016

Jan --- Oct Filings

	2015	2016	% Change	Trending
Civil	502	387	-22.9%	▼
Criminal	893	777	-13.0%	▼
Other	590	686	16.3%	▲
Total	1,985	1,850	-6.8%	▼

	Jan	Feb	Mar	Apr	May	Jun	Jul	Aug	Sep	Oct	Nov	Dec	Thru Oct	% Change	Trending	Total
2015	280	143	297	144	190	139	246	239	172	135	161	245	1,985			2,391
2016	154	274	227	196	197	163	156	186	149	148	-	-	1,850	-6.8%	▼	1,850

		Jan	Feb	Mar	Apr	May	Jun	Jul	Aug	Sep	Oct	Nov	Dec	Thru Oct	% Change	Trending	Total
Administrative Law	2015	-	-	2	-	-	-	-	-	-	-	-	-	2			2
	2016	-	-	-	-	-	1	-	-	-	-	-	-	1	-50.0%	▼	1
Contested Divorce	2015	3	6	8	3	7	7	6	9	5	4	4	4	58			66
	2016	5	6	7	7	2	3	3	3	4	1	-	-	41	-29.3%	▼	41
Domestic and Family - Level 1	2015	1	2	1	3	4	1	4	9	1	3	4	5	29			38
	2016	2	4	12	7	4	1	3	1	8	1	-	-	43	48.3%	▲	43
Domestic and Family - Level 2	2015	-	-	4	1	-	-	1	-	1	2	1	1	9			11
	2016	-	1	-	2	-	1	-	-	3	2	-	-	9	0.0%	↔	9
General Civil - Level 1	2015	-	2	1	-	-	2	-	1	-	-	-	1	6			7
	2016	-	-	-	-	1	-	-	-	-	-	-	-	1	-83.3%	▼	1
General Civil - Level 2	2015	3	4	5	6	1	4	6	3	3	2	3	3	37			43
	2016	3	6	2	3	2	9	5	3	2	3	-	-	38	2.7%	▲	38
General Civil - Level 3	2015	3	1	5	6	7	3	8	3	3	1	1	4	40			45
	2016	-	14	12	3	8	4	1	2	5	5	-	-	54	35.0%	▲	54
Miscellaneous	2015	76	68	122	55	38	60	71	53	81	59	50	109	683			842
	2016	58	115	96	89	56	68	57	62	76	58	-	-	735	7.6%	▲	735
Misdemeanor	2015	49	10	32	16	35	14	45	39	21	16	28	36	277			341
	2016	19	32	31	18	34	21	38	24	19	17	-	-	253	-8.7%	▼	253
Non-Capital Felonies and Related Matters	2015	127	15	96	20	78	15	77	100	32	27	53	71	587			711
	2016	52	71	44	41	72	34	35	74	18	50	-	-	491	-16.4%	▼	491
Other	2015	2	10	7	15	9	4	4	5	6	7	1	-	69			70
	2016	4	12	5	6	5	2	3	-	1	1	-	-	39	-43.5%	▼	39
Other Criminally Related Matters	2015	5	2	3	1	3	5	6	4	5	1	4	1	35			40
	2016	2	2	3	5	5	3	3	5	3	3	-	-	34	-2.9%	▼	34
Probates/Wills and Trusts - Level 1	2015	-	1	-	-	-	-	-	-	-	-	-	-	1			1
	2016	-	1	1	-	-	1	-	1	-	-	-	-	4	300.0%	▲	4
Probates/Wills and Trusts - Level 2	2015	-	-	2	1	-	2	5	-	-	3	2	2	13			17
	2016	2	1	1	1	-	2	-	2	2	-	-	-	11	-15.4%	▼	11
Uncontested Divorce	2015	11	22	9	17	8	22	13	13	14	10	10	8	139			157
	2016	7	9	13	14	8	13	8	9	8	7	-	-	96	-30.9%	▼	96

Court: Lunenburg Circuit

Start/End Date: Jan-15 / Oct-16

2015 Average Month: 50

Jan-Oct 2015: 505

Filings Trending: ▼

Circuit/Court ID: 10

210111


Type of Case: Filings

2016 Average Month:46

Jan-Oct 2016 : 458

Overall AVG. Month: 48

Monthly Summary



Jan 15-Oct 16

Totals

	2015	2016
Civil	105	115
Criminal	298	146
Other	198	197
Total	601	458

Jan --- Oct Filings

505

2015

458

2016

Jan --- Oct Filings

	2015	2016	% Change	Trending
Civil	91	115	26.4%	▲
Criminal	261	146	-44.1%	▼
Other	153	197	28.8%	▲
Total	505	458	-9.3%	▼

	Jan	Feb	Mar	Apr	May	Jun	Jul	Aug	Sep	Oct	Nov	Dec	Thru Oct	% Change	Trending	Total
2015	40	103	45	46	32	40	49	52	44	54	28	68	505			601
2016	60	40	58	33	32	31	42	68	31	63	-	-	458	-9.3%	▼	458

		Jan	Feb	Mar	Apr	May	Jun	Jul	Aug	Sep	Oct	Nov	Dec	Thru Oct	% Change	Trending	Total
Administrative Law	2016	-	-	-	-	-	1	1	-	-	-	-	-	2			2
Contested Divorce	2015	-	-	1	1	1	1	-	1	1	1	1	1	7			9
	2016	1	-	-	1	3	-	-	2	-	1	-	-	8	14.3%	▲	8
Domestic and Family - Level 1	2016	-	-	-	1	-	-	1	1	-	1	-	-	4			4
Domestic and Family - Level 2	2015	-	1	-	-	1	-	-	-	2	-	-	-	4			4
	2016	2	1	3	3	1	-	-	4	1	1	-	-	16	300.0%	▲	16
General Civil - Level 1	2015	-	-	-	-	-	1	-	1	-	-	-	-	2			2
General Civil - Level 2	2015	-	-	1	-	1	-	-	3	-	1	-	1	6			7
	2016	-	-	1	-	1	1	1	10	-	1	-	-	15	150.0%	▲	15
General Civil - Level 3	2015	-	1	2	-	1	-	-	5	3	1	-	3	13			16
	2016	-	2	-	2	-	-	2	6	-	2	-	-	14	7.7%	▲	14
Miscellaneous	2015	29	23	16	12	14	15	25	18	28	12	18	32	192			242
	2016	29	27	32	14	18	14	21	19	24	36	-	-	234	21.9%	▲	234
Misdemeanor	2015	-	2	3	3	2	3	4	6	5	12	2	3	40			45
	2016	8	-	6	3	1	-	3	2	1	6	-	-	30	-25.0%	▼	30
Non-Capital Felonies and Related Matters	2015	10	70	21	26	11	19	17	15	3	25	4	26	217			247
	2016	18	8	13	7	8	12	13	18	3	13	-	-	113	-47.9%	▼	113
Other Criminally Related Matters	2015	-	-	-	-	-	1	1	1	1	-	1	1	4			6
	2016	-	-	2	-	-	-	-	2	-	-	-	-	4	0.0%	↔	4
Probates/Wills and Trusts - Lev	2016	-	-	-	-	-	-	-	-	1	-	-	-	1			1
Uncontested Divorce	2015	1	6	1	4	1	-	2	2	1	2	2	1	20			23
	2016	2	2	1	2	-	3	-	4	1	2	-	-	17	-15.0%	▼	17



Court: Mecklenburg Circuit

Start/End Date: Jan-15 / Oct-16

2015 Average Month: 244

Jan-Oct 2015: 2,544

Filings Trending: ▼

Circuit/Court ID: 10

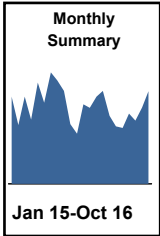
210117

Type of Case: Filings

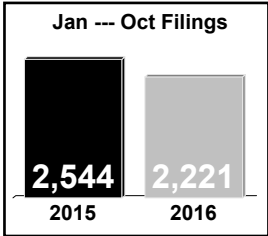
2016 Average Month:222

Jan-Oct 2016 : 2,221

Overall AVG. Month: 234



Totals		
	2015	2016
Civil	437	436
Criminal	1,930	1,269
Other	566	516
Total	2,933	2,221



Jan --- Oct Filings				
	2015	2016	% Change	Trending
Civil	390	436	11.8%	▲
Criminal	1,710	1,269	-25.8%	▼
Other	444	516	16.2%	▲
Total	2,544	2,221	-12.7%	▼

	Jan	Feb	Mar	Apr	May	Jun	Jul	Aug	Sep	Oct	Nov	Dec	Thru Oct	% Change	Trending	Total
2015	262	176	262	193	304	243	335	311	279	179	150	239	2,544			2,933
2016	228	262	279	204	172	168	211	190	229	278	-	-	2,221	-12.7%	▼	2,221

		Jan	Feb	Mar	Apr	May	Jun	Jul	Aug	Sep	Oct	Nov	Dec	Thru Oct	% Change	Trending	Total
Administrative Law	2016	-	-	-	-	-	2	1	1	1	-	-	-	5			5
Capital Murder	2015	-	-	-	-	-	1	-	-	-	-	-	-	1			1
Contested Divorce	2015	2	9	6	3	7	2	3	2	6	2	-	2	42			44
	2016	8	8	8	4	7	5	2	4	6	5	-	-	57	35.7%	▲	57
Domestic and Family - Level 1	2015	3	4	2	-	9	6	-	5	6	3	3	1	38			42
	2016	6	1	3	-	10	1	3	1	1	2	-	-	28	-26.3%	▼	28
Domestic and Family - Level 2	2015	-	-	-	-	1	1	-	1	-	-	1	1	3			5
	2016	1	-	3	2	1	-	2	1	2	1	-	-	13	333.3%	▲	13
General Civil - Level 1	2015	-	-	1	1	-	-	-	-	-	1	1	-	3			4
	2016	-	1	-	-	-	-	-	-	-	-	-	-	1	-66.7%	▼	1
General Civil - Level 2	2015	1	3	4	3	4	4	2	5	4	3	2	3	33			38
	2016	1	2	3	2	2	4	3	3	1	2	-	-	23	-30.3%	▼	23
General Civil - Level 3	2015	-	-	2	3	5	4	1	3	43	1	2	2	62			66
	2016	3	1	3	1	5	-	1	4	1	53	-	-	72	16.1%	▲	72
Miscellaneous	2015	66	56	62	44	49	41	49	42	48	63	37	98	520			655
	2016	69	73	72	76	47	53	49	53	57	61	-	-	610	17.3%	▲	610
Misdemeanor	2015	18	6	31	15	34	24	24	22	34	19	22	21	227			270
	2016	35	31	20	16	20	22	15	19	31	26	-	-	235	3.5%	▲	235
Non-Capital Felonies and Related Matters	2015	153	87	137	113	182	142	240	213	120	66	70	97	1,453			1,620
	2016	96	118	152	89	66	65	117	83	108	112	-	-	1,006	-30.8%	▼	1,006
Other	2015	2	2	2	-	1	1	4	-	-	1	-	2	13			15
	2016	2	4	-	2	-	2	4	1	1	2	-	-	18	38.5%	▲	18
Other Criminally Related Matters	2015	4	1	2	1	2	9	1	6	2	3	2	8	31			41
	2016	3	4	2	2	4	2	3	7	5	2	-	-	34	9.7%	▲	34
Probates/Wills and Trusts - Level 2	2015	1	-	2	-	1	-	1	3	-	1	-	-	9			9
	2016	-	3	-	-	1	-	1	-	1	1	-	-	7	-22.2%	▼	7
Protective Orders	2015	-	-	-	-	-	-	-	1	1	-	-	-	2			2
	2016	-	-	-	-	1	1	1	-	-	1	-	-	4	100.0%	▲	4
Uncontested Divorce	2015	12	8	11	10	9	8	10	8	15	16	10	4	107			121
	2016	4	16	13	10	8	11	9	13	14	10	-	-	108	0.9%	▲	108

Court: Prince Edward Circuit

Start/End Date: Jan-15 / Oct-16

2015 Average Month: 123

Jan-Oct 2015: 1,243

Filings Trending: ↔

Circuit/Court ID: 10

210147

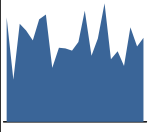
Type of Case: Filings

2016 Average Month: 123

Jan-Oct 2016 : 1,234

Overall AVG. Month: 123

Monthly Summary



Jan 15-Oct 16

Totals

	2015	2016
Civil	283	225
Criminal	902	742
Other	285	267
Total	1,470	1,234

Jan --- Oct Filings

1,243

2015

1,234

2016

Jan --- Oct Filings

	2015	2016	% Change	Trending
Civil	233	225	-3.4%	▼
Criminal	809	742	-8.3%	▼
Other	201	267	32.8%	▲
Total	1,243	1,234	-0.7%	▼

	Jan	Feb	Mar	Apr	May	Jun	Jul	Aug	Sep	Oct	Nov	Dec	Thru Oct	% Change	Trending	Total
2015	157	63	147	137	122	154	161	81	111	110	107	120	1,243			1,470
2016	167	99	125	178	94	106	84	142	113	126	-	-	1,234	-0.7%	▼	1,234

		Jan	Feb	Mar	Apr	May	Jun	Jul	Aug	Sep	Oct	Nov	Dec	Thru Oct	% Change	Trending	Total
Administrative Law	2015	-	-	1	-	-	-	-	-	-	2	-	-	3			3
Contested Divorce	2015	3	3	1	2	1	1	2	2	3	1	-	-	19			19
	2016	6	4	3	1	2	3	1	-	1	2	-	-	23	21.1%	▲	23
Domestic and Family - Level 1	2015	-	-	-	-	-	2	3	-	4	4	-	11	13			24
	2016	-	-	-	1	-	-	-	5	7	3	-	-	16	23.1%	▲	16
Domestic and Family - Level 2	2015	-	-	-	-	1	-	-	-	-	-	1	1	1			3
	2016	2	-	1	-	1	-	-	-	-	-	-	-	4	300.0%	▲	4
General Civil - Level 1	2015	-	-	-	-	-	1	-	-	1	-	3	1	2			6
	2016	-	-	-	-	-	-	2	-	-	-	-	-	2	0.0%	↔	2
General Civil - Level 2	2015	2	2	2	-	5	6	5	-	-	1	5	-	23			28
	2016	2	3	2	1	6	4	4	4	-	1	-	-	27	17.4%	▲	27
General Civil - Level 3	2015	1	2	1	1	1	-	1	3	2	-	1	1	12			14
	2016	3	-	2	-	-	-	2	1	4	3	-	-	15	25.0%	▲	15
Miscellaneous	2015	42	22	42	24	31	31	27	30	28	35	26	71	312			409
	2016	52	45	35	37	25	30	36	19	25	49	-	-	353	13.1%	▲	353
Misdemeanor	2015	26	4	23	12	13	21	33	9	10	13	9	12	164			185
	2016	12	21	26	15	11	12	11	25	16	9	-	-	158	-3.7%	▼	158
Non-Capital Felonies and Related Matters	2015	76	30	65	92	65	78	84	28	61	52	47	21	631			699
	2016	78	22	44	118	43	49	23	72	59	58	-	-	566	-10.3%	▼	566
Other	2015	-	-	-	-	-	-	-	1	-	-	-	1	1			2
	2016	-	-	1	-	-	-	2	-	-	-	-	-	3	200.0%	▲	3
Other Criminally Related Matters	2015	2	-	2	1	1	2	2	4	-	-	4	-	14			18
	2016	4	-	5	-	3	5	-	4	1	-	-	-	22	57.1%	▲	22
Probates/Wills and Trusts - Level 2	2015	-	-	2	1	1	1	2	-	-	-	1	-	7			8
	2016	3	1	-	1	-	1	-	5	-	-	-	-	11	57.1%	▲	11
Protective Orders	2015	-	-	-	-	-	-	-	-	-	-	2	-	0			2
	2016	-	-	-	-	-	-	-	3	-	-	-	-	3	0.0%	↔	3
Uncontested Divorce	2015	5	-	8	4	3	11	2	4	2	2	8	1	41			50
	2016	5	3	6	4	3	2	3	4	-	1	-	-	31	-24.4%	▼	31

Court: Amelia Circuit

Start/End Date: Jan-15 / Oct-16

2015 Average Month: 67

Jan-Oct 2015: 643

Filings Trending: ▼

Circuit/Court ID: 11

211007


Type of Case: Filings

2016 Average Month:62

Jan-Oct 2016 : 623

Overall AVG. Month: 65

Monthly Summary



Jan 15-Oct 16

Totals

	2015	2016
Civil	121	92
Criminal	333	216
Other	344	315
Total	798	623

Jan --- Oct Filings

643

2015

623

2016

Jan --- Oct Filings

	2015	2016	% Change	Trending
Civil	103	92	-10.7%	▼
Criminal	283	216	-23.7%	▼
Other	257	315	22.6%	▲
Total	643	623	-3.1%	▼

	Jan	Feb	Mar	Apr	May	Jun	Jul	Aug	Sep	Oct	Nov	Dec	Thru Oct	% Change	Trending	Total
2015	69	46	86	68	37	64	53	50	62	108	70	85	643			798
2016	75	48	66	59	38	81	71	73	56	56	-	-	623	-3.1%	▼	623

		Jan	Feb	Mar	Apr	May	Jun	Jul	Aug	Sep	Oct	Nov	Dec	Thru Oct	% Change	Trending	Total
Contested Divorce	2015	-	-	3	1	-	-	1	-	4	-	-	-	9			9
	2016	-	-	-	-	-	2	-	1	1	1	-	-	5	-44.4%	▼	5
Domestic and Family - Level 1	2015	1	2	5	2	1	-	-	1	-	2	2	-	14			16
	2016	3	-	-	-	1	3	-	1	1	1	-	-	10	-28.6%	▼	10
Domestic and Family - Level 2	2015	1	-	1	-	1	2	-	1	-	-	-	1	6			7
General Civil - Level 1	2015	-	-	-	-	-	1	-	-	1	1	-	-	3			3
General Civil - Level 2	2015	4	1	2	2	-	1	2	1	1	-	1	-	14			15
	2016	-	-	2	-	-	1	1	1	3	1	-	-	9	-35.7%	▼	9
General Civil - Level 3	2015	1	2	-	1	1	-	2	-	-	1	1	-	8			9
	2016	-	-	-	-	-	-	1	3	1	-	-	-	5	-37.5%	▼	5
Miscellaneous	2015	47	22	32	22	14	30	26	28	26	23	38	56	270			364
	2016	44	32	36	31	18	28	40	27	38	28	-	-	322	19.3%	▲	322
Misdemeanor	2015	8	2	2	8	8	5	7	9	10	5	9	4	64			77
	2016	10	2	10	10	5	6	6	6	4	-	-	-	59	-7.8%	▼	59
Non-Capital Felonies and Related Matters	2015	3	10	36	31	8	10	13	6	13	69	15	18	199			232
	2016	17	6	14	13	3	32	15	22	6	12	-	-	140	-29.6%	▼	140
Other	2015	2	2	-	-	1	6	-	-	-	1	-	1	12			13
	2016	-	1	1	2	5	4	-	4	-	8	-	-	25	108.3%	▲	25
Other Criminally Related Matters	2015	1	-	3	-	2	4	-	3	4	3	2	2	20			24
	2016	1	3	1	-	3	1	2	5	1	-	-	-	17	-15.0%	▼	17
Probates/Wills and Trusts - Lev	2016	-	-	-	1	-	-	-	-	-	-	-	-	1			1
Probates/Wills and Trusts - Level 2	2015	-	-	1	-	-	1	-	-	-	-	-	-	2			2
	2016	-	-	1	-	-	-	-	-	-	-	-	-	1	-50.0%	▼	1
Protective Orders	2016	-	-	-	-	-	-	1	-	-	-	-	-	1			1
Uncontested Divorce	2015	1	5	1	1	1	4	2	1	3	3	2	3	22			27
	2016	-	4	1	2	3	4	5	3	1	5	-	-	28	27.3%	▲	28

Court: Dinwiddie Circuit

Start/End Date: Jan-15 / Oct-16

2015 Average Month: 137

Jan-Oct 2015: 1,363

Filings Trending: ↔

Circuit/Court ID: 11

211053


Type of Case: Filings

2016 Average Month:137

Jan-Oct 2016 : 1,365

Overall AVG. Month: 137

Monthly Summary



Jan 15-Oct 16

Totals

	2015	2016
Civil	414	407
Criminal	678	501
Other	548	457
Total	1,640	1,365

Jan --- Oct Filings

1,363

2015

1,365

2016

Jan --- Oct Filings

	2015	2016	% Change	Trending
Civil	345	407	18.0%	▲
Criminal	597	501	-16.1%	▼
Other	421	457	8.6%	▲
Total	1,363	1,365	-	↔

	Jan	Feb	Mar	Apr	May	Jun	Jul	Aug	Sep	Oct	Nov	Dec	Thru Oct	% Change	Trending	Total
2015	149	118	162	153	143	134	152	124	92	136	133	144	1,363			1,640
2016	128	148	179	124	91	98	144	142	195	116	-	-	1,365	0.1%	▲	1,365

		Jan	Feb	Mar	Apr	May	Jun	Jul	Aug	Sep	Oct	Nov	Dec	Thru Oct	% Change	Trending	Total
Administrative Law	2015	1	-	-	1	-	1	1	1	-	-	-	-	5			5
	2016	-	-	1	-	-	-	1	3	1	-	-	-	6	20.0%	▲	6
Capital Murder	2015	-	1	-	-	-	-	-	-	-	-	-	-	1			1
	2016	1	2	1	1	4	5	5	-	1	1	2	5	21			28
Contested Divorce	2015	2	4	3	1	6	6	3	1	3	2	-	-	31	47.6%	▲	31
	2016	-	2	7	2	5	4	1	-	4	8	3	3	33			39
Domestic and Family - Level 1	2015	-	6	9	6	-	1	4	15	11	1	-	-	53	60.6%	▲	53
	2016	2	1	4	-	-	3	1	2	2	1	2	2	16			20
Domestic and Family - Level 2	2015	2	-	-	1	1	1	39	5	2	3	-	-	54	237.5%	▲	54
	2016	-	3	1	-	-	-	1	-	-	-	-	-	5			5
General Civil - Level 1	2015	3	-	7	2	2	7	3	6	5	4	3	3	39			45
	2016	1	3	7	3	7	1	2	6	1	1	-	-	32	-17.9%	▼	32
General Civil - Level 2	2015	6	5	4	4	12	6	2	11	7	5	21	-	62			83
	2016	9	4	1	4	4	7	4	10	8	4	-	-	55	-11.3%	▼	55
General Civil - Level 3	2015	58	59	60	48	44	51	53	46	44	56	48	92	519			659
	2016	69	70	88	50	37	27	50	52	65	56	-	-	564	8.7%	▲	564
Miscellaneous	2015	25	10	16	23	25	22	16	11	6	20	18	11	174			203
	2016	8	19	22	20	14	19	16	13	19	16	-	-	166	-4.6%	▼	166
Misdemeanor	2015	36	30	52	56	34	26	65	36	14	26	25	18	375			418
	2016	30	30	38	30	14	24	19	21	79	20	-	-	305	-18.7%	▼	305
Non-Capital Felonies and Related Matters	2015	1	1	-	-	-	-	-	-	1	-	1	-	3			4
	2016	-	-	-	-	-	1	-	-	1	2	-	-	4	33.3%	▲	4
Other	2015	5	4	4	8	5	4	3	5	3	8	5	4	49			58
	2016	1	1	3	2	3	7	1	7	1	5	-	-	31	-36.7%	▼	31
Other Criminally Related Matters	2015	1	-	1	-	1	-	-	3	1	-	-	-	7			7
	2016	1	-	1	-	-	-	-	1	-	-	-	-	3	-57.1%	▼	3
Probates/Wills and Trusts - Level 2	2015	10	3	6	8	11	5	2	3	4	7	5	6	59			70
	2016	5	8	5	7	5	4	4	8	4	6	-	-	56	-5.1%	▼	56
Uncontested Divorce	2015																
	2016																

Court: Nottoway Circuit

Start/End Date: Jan-15 / Oct-16

2015 Average Month: 65

Jan-Oct 2015: 633

Filings Trending: ▲

Circuit/Court ID: 11

211135


Type of Case: Filings

2016 Average Month:81

Jan-Oct 2016 : 805

Overall AVG. Month: 72

Monthly Summary



Jan 15-Oct 16

Totals

	2015	2016
Civil	207	167
Criminal	319	401
Other	249	237
Total	775	805

Jan --- Oct Filings

633

2015

805

2016

Jan --- Oct Filings

	2015	2016	% Change	Trending
Civil	182	167	-8.2%	▼
Criminal	255	401	57.3%	▲
Other	196	237	20.9%	▲
Total	633	805	27.2%	▲

	Jan	Feb	Mar	Apr	May	Jun	Jul	Aug	Sep	Oct	Nov	Dec	Thru Oct	% Change	Trending	Total
2015	41	50	68	43	60	56	73	98	89	55	84	58	633			775
2016	74	71	85	57	83	55	206	63	75	36	-	-	805	27.2%	▲	805

		Jan	Feb	Mar	Apr	May	Jun	Jul	Aug	Sep	Oct	Nov	Dec	Thru Oct	% Change	Trending	Total
Administrative Law	2015	-	-	-	-	-	-	-	-	1	-	1	-	1			2
	2016	-	-	-	-	-	-	1	-	2	-	-	-	3	200.0%	▲	3
Contested Divorce	2015	1	1	1	2	1	-	1	-	2	1	1	3	10			14
	2016	2	1	-	-	-	-	2	1	-	-	-	-	6	-40.0%	▼	6
Domestic and Family - Level 1	2015	1	2	-	3	2	2	2	-	-	1	1	4	13			18
	2016	1	-	-	3	-	-	-	-	-	2	-	-	6	-53.8%	▼	6
Domestic and Family - Level 2	2015	-	1	-	-	-	-	-	1	-	-	-	-	2			2
	2016	-	-	-	3	-	-	-	-	-	-	-	-	3	50.0%	▲	3
General Civil - Level 1	2015	-	1	-	-	-	-	-	-	-	-	-	1	1			2
	2016	-	-	-	1	-	-	-	-	1	-	-	-	2	100.0%	▲	2
General Civil - Level 2	2015	2	1	-	5	2	1	3	4	3	3	1	-	24			25
	2016	1	2	3	4	1	3	2	1	1	-	-	-	18	-25.0%	▼	18
General Civil - Level 3	2015	2	2	4	1	-	3	-	15	1	8	3	2	36			41
	2016	-	2	5	2	1	6	4	14	3	4	-	-	41	13.9%	▲	41
Miscellaneous	2015	23	14	43	15	16	30	24	28	24	23	27	33	240			300
	2016	50	44	33	25	21	15	30	18	33	18	-	-	287	19.6%	▲	287
Misdemeanor	2015	2	4	3	1	2	4	12	14	17	4	11	2	63			76
	2016	2	4	7	5	13	11	128	4	14	1	-	-	189	200.0%	▲	189
Non-Capital Felonies and Related Matters	2015	7	15	9	11	29	8	18	27	32	10	35	11	166			212
	2016	17	8	31	7	43	17	33	14	13	9	-	-	192	15.7%	▲	192
Other	2015	-	1	1	1	3	-	6	1	2	-	-	-	15			15
	2016	-	-	2	1	-	1	4	2	-	-	-	-	10	-33.3%	▼	10
Other Criminally Related Matters	2015	-	5	1	1	2	3	5	6	2	1	3	2	26			31
	2016	1	3	1	2	3	1	1	4	6	-	-	-	22	-15.4%	▼	22
Probates/Wills and Trusts - Level 2	2015	-	-	-	-	-	-	-	1	1	-	-	-	2			2
	2016	-	3	-	-	1	-	-	1	-	-	-	-	5	150.0%	▲	5
Protective Orders	2016	-	-	1	-	-	-	-	-	-	-	-	-	1			1
Uncontested Divorce	2015	3	3	6	3	3	5	2	1	4	4	1	-	34			35
	2016	-	4	2	4	-	1	1	4	2	2	-	-	20	-41.2%	▼	20

Court: Powhatan Circuit

Start/End Date: Jan-15 / Oct-16

2015 Average Month: 109

Jan-Oct 2015: 990

Filings Trending: ▲

Circuit/Court ID: 11

211145


Type of Case: Filings

2016 Average Month:131

Jan-Oct 2016 : 1,307

Overall AVG. Month: 119

Monthly Summary




Jan 15-Oct 16

Totals

	2015	2016
Civil	285	319
Criminal	316	260
Other	708	728
Total	1,309	1,307

Jan --- Oct Filings



990 2015 1,307 2016

Jan --- Oct Filings

	2015	2016	% Change	Trending
Civil	242	319	31.8%	▲
Criminal	239	260	8.8%	▲
Other	509	728	43.0%	▲
Total	990	1,307	32.0%	▲

	Jan	Feb	Mar	Apr	May	Jun	Jul	Aug	Sep	Oct	Nov	Dec	Thru Oct	% Change	Trending	Total
2015	92	103	115	83	87	112	93	85	114	106	140	179	990			1,309
2016	149	157	150	155	114	99	92	143	106	142	-	-	1,307	32.0%	▲	1,307

		Jan	Feb	Mar	Apr	May	Jun	Jul	Aug	Sep	Oct	Nov	Dec	Thru Oct	% Change	Trending	Total
Administrative Law	2016	1	-	-	-	-	-	-	-	-	-	-	-	1			1
Contested Divorce	2015	1	5	6	4	5	2	1	3	2	2	3	2	31			36
	2016	1	-	5	-	6	2	2	2	-	1	-	-	19	-38.7%	▼	19
Domestic and Family - Level 1	2015	-	-	-	-	-	-	2	1	2	3	4	4	8			16
	2016	1	2	14	3	3	4	7	6	5	7	-	-	52	550.0%	▲	52
Domestic and Family - Level 2	2015	1	-	-	1	-	-	4	1	3	1	2	-	11			13
	2016	-	1	1	-	-	1	-	-	2	-	-	-	5	-54.5%	▼	5
General Civil - Level 1	2015	-	-	1	-	-	-	-	-	-	-	-	-	1			1
General Civil - Level 2	2015	6	6	7	2	3	2	8	5	5	2	6	4	46			56
	2016	3	2	2	3	5	11	4	3	9	1	-	-	43	-6.5%	▼	43
General Civil - Level 3	2015	2	3	1	2	2	1	1	1	1	2	-	1	16			17
	2016	6	1	-	2	-	2	-	4	3	17	-	-	35	118.8%	▲	35
Miscellaneous	2015	64	58	68	45	53	58	54	57	59	65	74	135	581			790
	2016	108	117	105	96	54	55	57	79	62	83	-	-	816	40.4%	▲	816
Misdemeanor	2015	2	11	5	1	8	5	3	2	5	5	9	6	47			62
	2016	2	2	7	6	5	1	2	8	4	7	-	-	44	-6.4%	▼	44
Non-Capital Felonies and Related Matters	2015	13	14	15	18	13	32	13	8	21	17	33	23	164			220
	2016	22	19	3	34	28	14	11	24	12	18	-	-	185	12.8%	▲	185
Other	2016	-	2	-	-	-	-	-	-	-	2	-	-	4			4
Other Criminally Related Matters	2015	1	2	3	3	-	6	-	2	10	1	5	1	28			34
	2016	-	3	3	5	2	4	3	9	3	1	-	-	33	17.9%	▲	33
Probates/Wills and Trusts - Lev	2016	-	-	-	-	1	-	1	-	1	-	-	-	3			3
Probates/Wills and Trusts - Level 2	2015	-	-	-	-	-	-	2	3	-	-	-	-	5			5
	2016	1	-	1	1	3	-	-	-	-	-	-	-	6	20.0%	▲	6
Protective Orders	2016	-	-	1	-	2	1	-	-	-	-	-	-	4			4
Uncontested Divorce	2015	2	4	9	7	3	6	5	2	6	8	4	3	52			59
	2016	4	8	8	5	5	4	5	8	5	5	-	-	57	9.6%	▲	57

Court: Petersburg Circuit

Start/End Date: Jan-15 / Oct-16

2015 Average Month: 177

Jan-Oct 2015: 1,774

Filings Trending: ▲

Circuit/Court ID: 11

211730


Type of Case: Filings

2016 Average Month:190

Jan-Oct 2016 : 1,901

Overall AVG. Month: 183

Monthly Summary



Jan 15-Oct 16

Totals

	2015	2016
Civil	636	614
Criminal	1,271	1,083
Other	220	204
Total	2,127	1,901

Jan --- Oct Filings

1,774

2015

1,901

2016

Jan --- Oct Filings

	2015	2016	% Change	Trending
Civil	547	614	12.2%	▲
Criminal	1,057	1,083	2.5%	▲
Other	170	204	20.0%	▲
Total	1,774	1,901	7.2%	▲

	Jan	Feb	Mar	Apr	May	Jun	Jul	Aug	Sep	Oct	Nov	Dec	Thru Oct	% Change	Trending	Total
2015	121	142	231	194	180	191	165	173	162	215	161	192	1,774			2,127
2016	162	244	216	205	185	203	201	199	158	128	-	-	1,901	7.2%	▲	1,901

		Jan	Feb	Mar	Apr	May	Jun	Jul	Aug	Sep	Oct	Nov	Dec	Thru Oct	% Change	Trending	Total
Administrative Law	2015	1	1	-	4	1	2	-	-	1	1	-	2	11			13
	2016	-	-	1	-	1	2	-	1	2	2	-	-	9	-18.2%	▼	9
Capital Murder	2015	-	-	-	-	-	-	6	-	-	-	-	-	6			6
	2016	-	-	-	-	-	-	-	-	-	-	-	-	-			-
Contested Divorce	2015	1	4	3	4	4	9	6	2	2	3	2	1	38			41
	2016	2	7	8	-	2	4	1	-	1	5	-	-	30	-21.1%	▼	30
Domestic and Family - Level 1	2015	1	2	4	3	8	13	6	6	6	5	3	4	54			61
	2016	8	1	-	8	4	1	5	5	6	-	-	-	38	-29.6%	▼	38
Domestic and Family - Level 2	2015	-	-	1	2	1	1	-	-	1	-	1	1	6			8
	2016	13	3	3	3	2	2	-	1	-	2	-	-	29	383.3%	▲	29
General Civil - Level 1	2015	-	-	-	1	1	2	-	-	-	-	-	2	4			6
	2016	-	-	1	1	1	1	2	1	-	2	-	-	9	125.0%	▲	9
General Civil - Level 2	2015	8	5	11	14	7	8	14	12	13	12	8	13	104			125
	2016	12	14	19	16	9	12	16	13	10	13	-	-	134	28.8%	▲	134
General Civil - Level 3	2015	4	6	11	10	9	12	5	12	4	6	7	8	79			94
	2016	17	9	8	3	4	7	4	5	4	7	-	-	68	-13.9%	▼	68
Miscellaneous	2015	33	29	29	24	20	38	35	34	44	37	30	42	323			395
	2016	26	59	50	43	29	42	34	52	31	33	-	-	399	23.5%	▲	399
Misdemeanor	2015	11	25	20	33	24	34	16	35	18	44	14	30	260			304
	2016	19	25	17	30	34	26	28	24	22	20	-	-	245	-5.8%	▼	245
Non-Capital Felonies and Related Matters	2015	36	59	114	77	81	55	67	50	42	78	85	74	659			818
	2016	53	95	74	64	72	69	77	78	51	31	-	-	664	0.8%	▲	664
Other	2015	-	-	-	-	-	-	-	1	2	-	-	-	3			3
	2016	1	-	-	1	-	1	-	1	3	-	-	-	7	133.3%	▲	7
Other Criminally Related Matters	2015	20	7	23	17	13	11	7	14	20	18	5	8	150			163
	2016	7	25	21	30	17	27	20	13	17	6	-	-	183	22.0%	▲	183
Probates/Wills and Trusts - Level 1	2015	-	-	1	-	-	-	-	-	-	-	-	-	1			1
	2016	-	1	-	-	-	-	-	-	-	-	-	-	1	0.0%	↔	1
Probates/Wills and Trusts - Level 2	2015	1	1	1	2	1	-	1	2	-	2	2	1	11			14
	2016	1	-	1	-	1	1	3	-	1	1	-	-	9	-18.2%	▼	9
Protective Orders	2016	-	-	-	-	-	1	-	-	1	-	-	-	2			2
Uncontested Divorce	2015	5	3	13	3	10	6	8	5	9	9	4	6	71			81
	2016	3	5	13	6	9	7	5	5	9	6	-	-	68	-4.2%	▼	68



Court: Chesterfield Circuit

Start/End Date: Jan-15 / Oct-16

2015 Average Month: 1,208

Jan-Oct 2015: 12,183

Filings Trending: ▲

Circuit/Court ID: 12

212041


Type of Case: Filings

2016 Average Month: 1,396

Jan-Oct 2016 : 13,960

Overall AVG. Month: 1,294

Monthly Summary



Jan 15-Oct 16

Totals

	2015	2016
Civil	3,811	3,444
Criminal	6,194	5,431
Other	4,493	5,085
Total	14,498	13,960

Jan --- Oct Filings

12,183

2015

13,960

2016

Jan --- Oct Filings

	2015	2016	% Change	Trending
Civil	3,218	3,444	7.0%	▲
Criminal	5,179	5,431	4.9%	▲
Other	3,786	5,085	34.3%	▲
Total	12,183	13,960	14.6%	▲

	Jan	Feb	Mar	Apr	May	Jun	Jul	Aug	Sep	Oct	Nov	Dec	Thru Oct	% Change	Trending	Total
2015	1,377	1,077	1,436	1,183	1,101	1,178	1,248	1,169	1,300	1,114	1,108	1,207	12,183			14,498
2016	1,565	1,543	1,897	1,248	1,413	1,280	1,365	1,293	1,346	1,010	-	-	13,960	14.6%	▲	13,960

		Jan	Feb	Mar	Apr	May	Jun	Jul	Aug	Sep	Oct	Nov	Dec	Thru Oct	% Change	Trending	Total
Administrative Law	2015	2	4	-	1	2	1	1	-	-	3	-	3	14			17
	2016	3	3	1	1	-	-	2	3	3	2	-	-	18	28.6%	▲	18
Capital Murder	2015	-	-	-	-	-	1	-	-	-	-	2	-	1			3
	2016	-	-	-	-	1	-	-	-	-	-	-	-	1	0.0%	↔	1
Contested Divorce	2015	31	18	27	35	19	38	27	25	32	29	21	27	281			329
	2016	33	37	44	40	31	31	23	27	40	27	-	-	333	18.5%	▲	333
Domestic and Family - Level 1	2015	21	14	32	27	44	32	37	19	35	40	14	32	301			347
	2016	31	22	31	29	18	31	28	26	38	41	-	-	295	-2.0%	▼	295
Domestic and Family - Level 2	2015	6	6	11	6	8	6	7	8	7	5	7	4	70			81
	2016	7	3	6	13	10	13	9	10	9	6	-	-	86	22.9%	▲	86
General Civil - Level 1	2015	1	4	2	1	1	1	1	1	1	2	2	4	15			21
	2016	-	3	2	4	-	2	-	1	1	-	-	-	13	-13.3%	▼	13
General Civil - Level 2	2015	35	50	44	56	56	62	62	41	53	42	51	59	501			611
	2016	39	62	69	40	45	43	42	50	44	42	-	-	476	-5.0%	▼	476
General Civil - Level 3	2015	11	20	24	20	47	40	30	18	19	15	14	17	244			275
	2016	17	19	17	23	18	68	18	24	19	11	-	-	234	-4.1%	▼	234
Miscellaneous	2015	576	408	660	459	339	316	473	473	449	326	382	453	4,479			5,314
	2016	784	812	903	459	556	416	577	557	484	362	-	-	5,910	31.9%	▲	5,910
Misdemeanor	2015	180	122	165	123	113	177	158	124	166	122	153	128	1,450			1,731
	2016	138	103	228	121	151	165	145	140	154	101	-	-	1,446	-0.3%	▼	1,446
Non-Capital Felonies and Related Matters	2015	383	301	304	312	347	367	318	316	388	379	339	330	3,415			4,084
	2016	379	337	437	373	436	344	371	309	378	291	-	-	3,655	7.0%	▲	3,655
Other	2015	17	28	25	40	23	33	30	40	27	47	31	51	310			392
	2016	50	27	25	33	27	35	46	38	35	30	-	-	346	11.6%	▲	346
Other Criminally Related Matters	2015	45	30	40	29	21	33	24	32	43	27	41	25	324			390
	2016	28	39	32	32	40	49	33	28	43	23	-	-	347	7.1%	▲	347
Probates/Wills and Trusts - Level 1	2015	1	-	1	2	-	1	1	-	1	-	3	-	7			10
	2016	1	1	-	-	2	-	1	-	1	-	-	-	6	-14.3%	▼	6
Probates/Wills and Trusts - Level 2	2015	6	10	9	5	12	6	8	3	9	13	6	6	81			93
	2016	4	2	12	5	9	4	2	6	9	5	-	-	58	-28.4%	▼	58
Protective Orders	2015	-	1	1	1	1	-	1	5	1	-	2	-	11			13
	2016	-	-	3	2	-	1	1	2	2	1	-	-	12	9.1%	▲	12
Uncontested Divorce	2015	62	61	91	66	68	64	70	64	69	64	40	68	679			787
	2016	51	73	87	73	69	78	67	72	86	68	-	-	724	6.6%	▲	724

Court: Colonial Heights Circuit

Start/End Date: Jan-15 / Oct-16

2015 Average Month: 154

Jan-Oct 2015: 1,531

Filings Trending: ▲

Circuit/Court ID: 12

212570


Type of Case: Filings

2016 Average Month:166

Jan-Oct 2016 : 1,657

Overall AVG. Month: 159

Monthly Summary



Jan 15-Oct 16

Totals

	2015	2016
Civil	294	231
Criminal	1,209	1,079
Other	344	347
Total	1,847	1,657

Jan --- Oct Filings

1,531

2015

1,657

2016

Jan --- Oct Filings

	2015	2016	% Change	Trending
Civil	241	231	-4.1%	▼
Criminal	1,023	1,079	5.5%	▲
Other	267	347	30.0%	▲
Total	1,531	1,657	8.2%	▲

	Jan	Feb	Mar	Apr	May	Jun	Jul	Aug	Sep	Oct	Nov	Dec	Thru Oct	% Change	Trending	Total
2015	144	182	129	183	138	121	149	189	120	176	180	136	1,531			1,847
2016	129	207	176	176	174	116	205	159	140	175	-	-	1,657	8.2%	▲	1,657

		Jan	Feb	Mar	Apr	May	Jun	Jul	Aug	Sep	Oct	Nov	Dec	Thru Oct	% Change	Trending	Total
Administrative Law	2015	-	1	-	-	-	-	1	-	-	-	-	-	2			2
	2016	-	-	2	-	-	1	-	1	-	-	-	-	4	100.0%	▲	4
Contested Divorce	2015	3	1	2	1	3	2	5	1	4	4	4	6	26			36
	2016	1	3	2	4	4	3	-	1	3	-	-	-	21	-19.2%	▼	21
Domestic and Family - Level 1	2015	2	-	2	2	-	-	3	3	2	5	5	6	19			30
	2016	1	4	1	1	1	2	3	2	-	1	-	-	16	-15.8%	▼	16
Domestic and Family - Level 2	2015	-	-	-	-	1	-	1	-	-	-	1	-	2			3
	2016	-	-	-	1	1	1	2	-	-	1	-	-	6	200.0%	▲	6
General Civil - Level 1	2015	-	-	-	-	-	-	2	-	-	-	-	-	2			2
	2016	-	-	-	-	-	-	-	-	-	1	-	-	1	-50.0%	▼	1
General Civil - Level 2	2015	2	3	4	2	2	2	-	2	-	1	1	3	18			22
	2016	2	2	1	4	3	2	1	4	2	2	-	-	23	27.8%	▲	23
General Civil - Level 3	2015	-	-	2	3	2	1	-	5	1	3	-	6	17			23
	2016	2	2	1	2	1	1	1	2	2	2	-	-	16	-5.9%	▼	16
Miscellaneous	2015	33	32	34	29	21	21	33	26	21	38	32	52	288			372
	2016	37	58	49	32	33	34	34	39	26	23	-	-	365	26.7%	▲	365
Misdemeanor	2015	37	23	26	35	49	35	35	26	19	44	42	19	329			390
	2016	22	28	42	35	58	25	51	32	43	29	-	-	365	10.9%	▲	365
Non-Capital Felonies and Related Matters	2015	45	106	41	83	51	33	55	101	55	59	84	32	629			745
	2016	42	94	54	81	53	35	95	61	46	97	-	-	658	4.6%	▲	658
Other	2015	15	5	10	11	3	5	2	7	7	4	5	2	69			76
	2016	8	6	7	4	3	7	3	7	9	8	-	-	62	-10.1%	▼	62
Other Criminally Related Matters	2015	3	7	-	8	2	11	7	11	2	14	3	6	65			74
	2016	10	4	5	5	9	3	7	7	5	5	-	-	60	-7.7%	▼	60
Probates/Wills and Trusts - Lev	2016	-	-	1	-	-	-	-	-	-	-	-	-	1			1
Probates/Wills and Trusts - Level 2	2015	1	1	-	1	1	-	-	1	-	1	-	1	6			7
	2016	-	-	-	2	-	1	-	1	-	-	-	-	4	-33.3%	▼	4
Protective Orders	2016	-	-	-	2	1	-	-	-	-	-	-	-	3			3
Uncontested Divorce	2015	3	3	8	8	3	11	5	6	9	3	3	3	59			65
	2016	4	6	11	3	7	1	8	2	4	6	-	-	52	-11.9%	▼	52

Court: Richmond Circuit

Start/End Date: Jan-15 / Oct-16

2015 Average Month: 1,201

Jan-Oct 2015: 12,277

Filings Trending: ↔

Circuit/Court ID: 13

213760


Type of Case: Filings

2016 Average Month: 1,223

Jan-Oct 2016 : 12,234

Overall AVG. Month: 1,211

Monthly Summary



Jan 15-Oct 16

Totals

	2015	2016
Civil	4,695	4,138
Criminal	6,468	5,443
Other	3,249	2,653
Total	14,412	12,234

Jan --- Oct Filings

12,277

2015

12,234

2016

Jan --- Oct Filings

	2015	2016	% Change	Trending
Civil	3,989	4,138	3.7%	▲
Criminal	5,598	5,443	-2.8%	▼
Other	2,690	2,653	-1.4%	▼
Total	12,277	12,234	-	↔

	Jan	Feb	Mar	Apr	May	Jun	Jul	Aug	Sep	Oct	Nov	Dec	Thru Oct	% Change	Trending	Total
2015	1,224	1,110	1,362	1,252	1,118	1,375	1,339	1,204	1,063	1,230	1,077	1,058	12,277			14,412
2016	1,110	1,237	1,368	1,198	1,281	1,389	1,046	1,276	1,166	1,163	-	-	12,234	-0.4%	▼	12,234

		Jan	Feb	Mar	Apr	May	Jun	Jul	Aug	Sep	Oct	Nov	Dec	Thru Oct	% Change	Trending	Total
Administrative Law	2015	2	3	3	1	1	3	5	2	-	8	3	4	28			35
	2016	3	1	2	1	9	4	3	6	5	7	-	-	41	46.4%	▲	41
Capital Murder	2015	-	3	2	-	-	-	-	-	-	-	-	-	5			5
	2016	1	2	-	2	-	-	-	-	-	-	-	-	5	0.0%	↔	5
Contested Divorce	2015	16	17	24	21	15	26	15	17	15	11	15	14	177			206
	2016	16	19	23	19	20	20	12	25	23	14	-	-	191	7.9%	▲	191
Domestic and Family - Level 1	2015	12	4	12	10	10	14	26	16	18	14	10	33	136			179
	2016	2	18	39	17	18	19	11	16	13	12	-	-	165	21.3%	▲	165
Domestic and Family - Level 2	2015	10	10	9	9	14	6	14	8	9	11	5	25	100			130
	2016	11	17	17	11	19	11	18	14	14	19	-	-	151	51.0%	▲	151
General Civil - Level 1	2015	1	3	7	8	3	4	7	2	6	4	7	8	45			60
	2016	1	5	2	2	4	4	3	9	8	3	-	-	41	-8.9%	▼	41
General Civil - Level 2	2015	93	80	93	90	107	115	132	101	95	111	76	94	1,017			1,187
	2016	91	108	146	103	135	108	97	83	112	103	-	-	1,086	6.8%	▲	1,086
General Civil - Level 3	2015	37	47	33	33	31	42	55	44	27	25	30	35	374			439
	2016	29	40	38	32	44	38	51	37	35	45	-	-	389	4.0%	▲	389
Miscellaneous	2015	195	199	329	272	223	261	236	235	250	251	228	259	2,451			2,938
	2016	212	293	309	268	252	260	223	270	227	242	-	-	2,556	4.3%	▲	2,556
Misdemeanor	2015	124	90	101	104	84	106	132	101	91	117	79	85	1,050			1,214
	2016	109	86	62	85	115	91	79	82	82	89	-	-	880	-16.2%	▼	880
Non-Capital Felonies and Related Matters	2015	483	397	442	396	342	427	421	415	391	386	365	281	4,100			4,746
	2016	421	313	444	340	367	566	288	467	368	384	-	-	3,958	-3.5%	▼	3,958
Other	2015	163	162	223	175	207	252	210	175	120	161	185	139	1,848			2,172
	2016	159	166	171	144	165	178	168	165	187	155	-	-	1,658	-10.3%	▼	1,658
Other Criminally Related Matters	2015	56	35	34	76	41	56	38	41	6	86	29	34	469			532
	2016	19	103	51	122	91	48	47	41	45	53	-	-	620	32.2%	▲	620
Probates/Wills and Trusts - Level 1	2015	-	-	1	1	1	1	1	-	1	1	-	-	7			7
	2016	-	-	-	-	-	-	1	-	1	1	-	-	3	-57.1%	▼	3
Probates/Wills and Trusts - Level 2	2015	7	12	8	6	9	11	7	7	6	9	5	19	82			106
	2016	9	13	12	11	10	11	7	15	15	11	-	-	114	39.0%	▲	114
Uncontested Divorce	2015	25	48	41	50	30	51	40	40	28	35	40	28	388			456
	2016	27	53	52	41	32	31	38	46	31	25	-	-	376	-3.1%	▼	376

Court: Henrico Circuit

Start/End Date: Jan-15 / Oct-16

2015 Average Month: 1,010

Jan-Oct 2015: 10,013

Filings Trending: ▲

Circuit/Court ID: 14

214087


Type of Case: Filings

2016 Average Month:1,081

Jan-Oct 2016 : 10,814

Overall AVG. Month: 1,043

Monthly Summary



Jan 15-Oct 16

Totals

	2015	2016
Civil	3,626	3,368
Criminal	5,301	4,471
Other	3,198	2,975
Total	12,125	10,814

Jan --- Oct Filings

10,013

2015

10,814

2016

Jan --- Oct Filings

	2015	2016	% Change	Trending
Civil	3,091	3,368	9.0%	▲
Criminal	4,497	4,471	-0.6%	▼
Other	2,425	2,975	22.7%	▲
Total	10,013	10,814	8.0%	▲

		Jan	Feb	Mar	Apr	May	Jun	Jul	Aug	Sep	Oct	Nov	Dec	Thru Oct	% Change	Trending	Total
2015		913	951	1,064	1,052	1,035	1,013	949	976	955	1,105	849	1,263	10,013			12,125
2016		1,005	1,131	1,256	1,136	1,042	1,041	1,130	1,101	1,040	932	-	-	10,814	8.0%	▲	10,814

		Jan	Feb	Mar	Apr	May	Jun	Jul	Aug	Sep	Oct	Nov	Dec	Thru Oct	% Change	Trending	Total
Administrative Law	2015	1	1	-	2	-	-	1	-	-	1	3	1	6			10
	2016	2	1	2	-	-	3	3	-	1	-	-	-	12	100.0%	▲	12
Capital Murder	2015	-	-	-	-	1	-	-	-	-	-	-	-	1			1
	2016	-	1	-	-	2	-	-	-	-	-	-	-	3	200.0%	▲	3
Contested Divorce	2015	31	25	40	22	22	35	28	28	29	23	16	16	283			315
	2016	15	28	37	25	35	26	22	25	24	26	-	-	263	-7.1%	▼	263
Domestic and Family - Level 1	2015	11	7	10	10	9	25	16	18	14	25	20	19	145			184
	2016	10	20	22	24	12	24	17	27	24	19	-	-	199	37.2%	▲	199
Domestic and Family - Level 2	2015	4	7	9	16	6	7	9	8	9	8	8	10	83			101
	2016	10	6	26	24	6	9	6	8	13	10	-	-	118	42.2%	▲	118
General Civil - Level 1	2015	5	2	-	1	2	1	-	3	3	4	-	2	21			23
	2016	4	9	3	2	5	-	3	4	4	2	-	-	36	71.4%	▲	36
General Civil - Level 2	2015	35	52	44	55	61	54	53	38	68	44	44	55	504			603
	2016	48	60	59	62	53	38	59	57	56	36	-	-	528	4.8%	▲	528
General Civil - Level 3	2015	11	20	25	26	20	27	21	44	18	25	19	21	237			277
	2016	18	37	22	22	28	16	14	16	24	33	-	-	230	-3.0%	▼	230
Miscellaneous	2015	290	340	386	318	325	305	280	323	305	362	312	564	3,234			4,110
	2016	453	476	448	378	337	385	415	409	332	323	-	-	3,956	22.3%	▲	3,956
Misdemeanor	2015	79	104	124	96	118	160	102	110	117	137	79	128	1,147			1,354
	2016	90	69	109	115	95	93	88	100	98	118	-	-	975	-15.0%	▼	975
Non-Capital Felonies and Related Matters	2015	307	256	291	374	341	247	292	283	260	346	228	298	2,997			3,523
	2016	256	285	363	356	321	306	356	286	335	206	-	-	3,070	2.4%	▲	3,070
Other	2015	31	27	29	25	20	32	30	35	24	38	29	36	291			356
	2016	25	25	31	29	29	29	37	35	26	30	-	-	296	1.7%	▲	296
Other Criminally Related Matters	2015	41	31	33	33	45	48	36	32	37	31	37	36	367			440
	2016	34	39	39	35	48	46	42	50	38	61	-	-	432	17.7%	▲	432
Probates/Wills and Trusts - Level 1	2015	-	-	-	-	-	1	1	1	1	1	-	-	5			5
	2016	-	-	2	1	-	-	1	1	3	-	-	-	8	60.0%	▲	8
Probates/Wills and Trusts - Level 2	2015	10	12	-	5	5	12	9	8	7	5	6	7	73			86
	2016	3	9	9	9	12	10	11	8	8	14	-	-	93	27.4%	▲	93
Protective Orders	2015	-	-	-	-	-	-	-	-	-	2	-	1	2			3
	2016	1	-	2	-	-	-	-	-	3	-	-	-	6	200.0%	▲	6
Uncontested Divorce	2015	57	67	73	69	60	59	71	45	63	53	48	69	617			734
	2016	36	66	82	54	59	56	56	75	51	54	-	-	589	-4.5%	▼	589

Court: Caroline Circuit

Start/End Date: Jan-15 / Oct-16

2015 Average Month: 175

Jan-Oct 2015: 1,775

Filings Trending: ▲

Circuit/Court ID: 15

215033


Type of Case: Filings

2016 Average Month:185

Jan-Oct 2016 : 1,846

Overall AVG. Month: 179

Monthly Summary



Jan 15-Oct 16

Totals

	2015	2016
Civil	382	371
Criminal	1,026	849
Other	690	626
Total	2,098	1,846

Jan --- Oct Filings

1,775

2015

1,846

2016

Jan --- Oct Filings

	2015	2016	% Change	Trending
Civil	329	371	12.8%	▲
Criminal	916	849	-7.3%	▼
Other	530	626	18.1%	▲
Total	1,775	1,846	4.0%	▲

	Jan	Feb	Mar	Apr	May	Jun	Jul	Aug	Sep	Oct	Nov	Dec	Thru Oct	% Change	Trending	Total
2015	211	144	259	164	205	183	139	182	156	132	133	190	1,775			2,098
2016	144	195	202	169	183	178	203	157	251	164	-	-	1,846	4.0%	▲	1,846

		Jan	Feb	Mar	Apr	May	Jun	Jul	Aug	Sep	Oct	Nov	Dec	Thru Oct	% Change	Trending	Total
Administrative Law	2015	-	-	1	2	-	-	-	-	-	-	-	-	3			3
	2016	1	-	-	-	-	-	-	1	-	-	-	-	2	-33.3%	▼	2
Capital Murder	2015	1	-	-	-	-	-	-	-	-	-	-	-	1			1
	2016	1	2	3	-	1	2	2	1	1	3	-	1	16			17
Contested Divorce	2015	-	5	2	1	2	4	2	2	-	1	-	-	19	18.8%	▲	19
	2016	1	1	6	1	4	3	13	15	4	2	7	12	50	8.0%	▲	69
Domestic and Family - Level 1	2015	6	-	3	6	7	5	4	1	18	4	-	-	54	8.0%	▲	54
	2016	-	1	-	1	3	2	1	1	2	-	-	1	11			12
Domestic and Family - Level 2	2015	1	1	1	-	6	-	1	1	-	-	-	-	11	0.0%	↔	11
	2016	-	-	-	-	-	1	2	1	-	-	-	-	5	66.7%	▲	5
General Civil - Level 1	2015	10	6	3	4	6	4	6	3	8	4	1	3	54			58
	2016	4	5	1	4	7	11	14	3	1	3	-	-	53	-1.9%	▼	53
General Civil - Level 2	2015	2	-	6	3	2	3	1	4	4	5	-	2	30			32
	2016	3	2	6	5	5	4	6	12	2	2	-	-	47	56.7%	▲	47
Miscellaneous	2015	44	49	73	54	55	52	53	57	48	48	44	83	533			660
	2016	73	69	78	70	51	62	62	53	68	57	-	-	643	20.6%	▲	643
Misdemeanor	2015	26	18	20	13	19	21	16	24	13	13	30	18	183			231
	2016	8	33	28	18	14	18	21	10	49	17	-	-	216	18.0%	▲	216
Non-Capital Felonies and Related Matters	2015	115	40	119	70	90	74	34	50	54	36	32	20	682			734
	2016	39	54	55	44	78	49	72	44	85	58	-	-	578	-15.2%	▼	578
Other	2015	5	13	18	6	16	6	9	13	13	11	7	39	110			156
	2016	2	12	14	9	6	14	10	9	11	12	-	-	99	-10.0%	▼	99
Other Criminally Related Matters	2015	2	8	5	7	4	10	-	3	6	6	3	7	51			61
	2016	3	9	5	4	3	6	4	3	10	9	-	-	56	9.8%	▲	56
Probates/Wills and Trusts - Level 2	2015	2	1	3	-	-	-	-	9	1	-	5	-	16			21
	2016	2	1	5	2	-	-	1	11	2	-	-	-	24	50.0%	▲	24
Uncontested Divorce	2015	2	5	2	3	5	4	4	2	1	4	4	3	32			39
	2016	1	4	4	6	4	4	4	6	5	1	-	-	39	21.9%	▲	39

Court: Essex Circuit

Start/End Date: Jan-15 / Oct-16

2015 Average Month: 50

Jan-Oct 2015: 531

Filings Trending: ▼

Circuit/Court ID: 15

215057

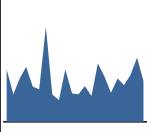
Type of Case: Filings

2016 Average Month:51

Jan-Oct 2016 : 511

Overall AVG. Month: 50

Monthly Summary



Jan 15-Oct 16

Totals

	2015	2016
Civil	137	100
Criminal	282	281
Other	179	130
Total	598	511

Jan --- Oct Filings

531

511

2015

2016

Jan --- Oct Filings

	2015	2016	% Change	Trending
Civil	128	100	-21.9%	▼
Criminal	260	281	8.1%	▲
Other	143	130	-9.1%	▼
Total	531	511	-3.8%	▼

	Jan	Feb	Mar	Apr	May	Jun	Jul	Aug	Sep	Oct	Nov	Dec	Thru Oct	% Change	Trending	Total
2015	63	33	52	66	42	39	114	33	26	63	34	33	531			598
2016	43	31	70	54	35	52	44	56	77	49	-	-	511	-3.8%	▼	511

		Jan	Feb	Mar	Apr	May	Jun	Jul	Aug	Sep	Oct	Nov	Dec	Thru Oct	% Change	Trending	Total
Administrative Law	2016	-	-	-	-	1	-	-	-	-	-	-	-	1			1
Contested Divorce	2015	1	1	-	2	-	1	-	-	1	-	1	-	6			7
	2016	-	1	-	1	1	-	4	-	-	-	-	-	7	16.7%	▲	7
Domestic and Family - Level 1	2015	-	-	6	2	1	-	4	-	3	-	-	-	16			16
	2016	-	-	1	-	2	-	-	3	1	2	-	-	9	-43.8%	▼	9
Domestic and Family - Level 2	2015	-	-	-	-	-	1	-	-	-	-	-	-	1			1
	2016	-	-	-	-	-	1	-	-	-	-	-	-	1	0.0%	↔	1
General Civil - Level 1	2015	-	-	-	-	-	1	-	-	-	-	-	-	1			1
General Civil - Level 2	2015	1	2	2	1	2	3	3	4	1	3	2	-	22			24
	2016	2	1	2	2	4	2	3	4	2	1	-	-	23	4.5%	▲	23
General Civil - Level 3	2015	1	-	2	-	-	1	3	5	2	-	-	-	14			14
	2016	-	-	2	-	3	2	-	1	1	2	-	-	11	-21.4%	▼	11
Miscellaneous	2015	21	20	33	18	18	16	16	12	14	17	19	21	185			225
	2016	18	15	26	17	11	16	11	24	13	12	-	-	163	-11.9%	▼	163
Misdemeanor	2015	7	3	4	3	-	5	8	4	1	3	1	5	38			44
	2016	2	1	2	4	7	6	-	3	10	8	-	-	43	13.2%	▲	43
Non-Capital Felonies and Related Matters	2015	30	5	4	31	14	5	73	6	3	28	8	4	199			211
	2016	18	8	32	24	5	22	23	13	49	20	-	-	214	7.5%	▲	214
Other	2016	-	-	-	-	-	-	-	-	-	3	-	-	3			3
Other Criminally Related Matters	2015	1	-	-	5	1	3	3	2	-	9	2	2	24			28
	2016	2	3	4	5	-	-	3	6	1	-	-	-	24	0.0%	↔	24
Probates/Wills and Trusts - Level 2	2015	-	-	-	-	1	-	-	-	-	-	1	-	1			2
	2016	-	-	-	1	-	-	-	-	-	-	-	-	1	0.0%	↔	1
Uncontested Divorce	2015	1	2	1	4	5	3	4	-	1	3	-	1	24			25
	2016	1	2	1	-	1	3	-	2	-	1	-	-	11	-54.2%	▼	11



Court: Hanover Circuit

Start/End Date: Jan-15 / Oct-16

2015 Average Month: 493

Jan-Oct 2015: 4,750

Filings Trending: ▲

Circuit/Court ID: 15

215085


Type of Case: Filings

2016 Average Month:532

Jan-Oct 2016 : 5,324

Overall AVG. Month: 511

Monthly Summary



Jan 15-Oct 16

Totals

	2015	2016
Civil	1,581	1,526
Criminal	2,398	2,000
Other	1,938	1,798
Total	5,917	5,324

Jan --- Oct Filings

4,750

2015

5,324

2016

Jan --- Oct Filings

	2015	2016	% Change	Trending
Civil	1,350	1,526	13.0%	▲
Criminal	2,012	2,000	-0.6%	▼
Other	1,388	1,798	29.5%	▲
Total	4,750	5,324	12.1%	▲

	Jan	Feb	Mar	Apr	May	Jun	Jul	Aug	Sep	Oct	Nov	Dec	Thru Oct	% Change	Trending	Total
2015	495	505	543	484	427	406	532	460	442	456	460	707	4,750			5,917
2016	536	644	623	466	498	463	579	503	546	466	-	-	5,324	12.1%	▲	5,324

		Jan	Feb	Mar	Apr	May	Jun	Jul	Aug	Sep	Oct	Nov	Dec	Thru Oct	% Change	Trending	Total
Administrative Law	2015	-	1	1	1	1	1	-	1	-	3	-	-	9			9
	2016	-	-	-	-	-	-	-	1	4	1	-	-	6	-33.3%	▼	6
Capital Murder	2015	-	-	2	-	-	-	-	-	-	-	-	-	2			2
	2016	-	-	-	-	-	-	-	-	-	-	-	-	-			-
Contested Divorce	2015	22	21	26	18	19	17	15	16	19	14	13	23	187			223
	2016	13	38	24	23	26	15	15	26	22	14	-	-	216	15.5%	▲	216
Domestic and Family - Level 1	2015	8	8	8	4	9	3	8	11	8	6	9	7	73			89
	2016	11	8	11	8	12	4	12	11	13	7	-	-	97	32.9%	▲	97
Domestic and Family - Level 2	2015	2	2	5	3	2	3	5	5	3	4	1	6	34			41
	2016	-	4	5	2	2	-	2	1	6	6	-	-	28	-17.6%	▼	28
General Civil - Level 1	2015	-	-	-	1	1	-	-	-	2	2	-	-	6			6
	2016	1	1	1	-	1	-	1	-	2	-	-	-	7	16.7%	▲	7
General Civil - Level 2	2015	13	18	15	16	16	17	12	14	11	11	16	10	143			169
	2016	10	13	7	8	17	12	11	20	15	17	-	-	130	-9.1%	▼	130
General Civil - Level 3	2015	5	12	9	10	6	11	14	6	8	14	9	3	95			107
	2016	5	11	6	7	7	10	14	3	11	5	-	-	79	-16.8%	▼	79
Miscellaneous	2015	198	180	203	144	135	124	163	184	155	155	209	385	1,641			2,235
	2016	290	289	263	185	156	182	225	206	219	172	-	-	2,187	33.3%	▲	2,187
Misdemeanor	2015	63	88	79	64	66	58	101	60	83	64	58	73	726			857
	2016	61	87	96	53	101	68	72	73	66	73	-	-	750	3.3%	▲	750
Non-Capital Felonies and Related Matters	2015	107	105	141	144	118	94	144	95	93	130	84	146	1,171			1,401
	2016	101	113	103	113	112	108	159	98	112	108	-	-	1,127	-3.8%	▼	1,127
Other	2015	7	6	5	5	8	10	10	6	7	9	6	1	73			80
	2016	3	2	7	4	3	7	6	3	10	8	-	-	53	-27.4%	▼	53
Other Criminally Related Matters	2015	13	6	7	13	5	19	18	12	16	11	11	15	120			146
	2016	9	12	26	9	12	14	14	12	7	8	-	-	123	2.5%	▲	123
Probates/Wills and Trusts - Level 1	2015	-	-	-	-	-	-	-	-	-	-	1	-	0			1
	2016	-	-	-	1	-	1	-	-	1	1	-	-	4	0.0%	↔	4
Probates/Wills and Trusts - Level 2	2015	1	-	1	6	2	5	1	3	-	2	1	1	21			23
	2016	4	4	6	3	-	5	2	4	2	2	-	-	32	52.4%	▲	32
Uncontested Divorce	2015	56	58	43	55	39	44	41	47	37	31	42	37	451			530
	2016	28	62	66	50	49	37	46	45	56	44	-	-	483	7.1%	▲	483



Court: King George Circuit

Start/End Date: Jan-15 / Oct-16

2015 Average Month: 76

Jan-Oct 2015: 764

Filings Trending: ▲

Circuit/Court ID: 15

215099

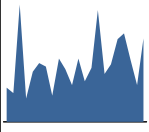
Type of Case: Filings

2016 Average Month:100

Jan-Oct 2016 : 999

Overall AVG. Month: 87

Monthly Summary




Jan 15-Oct 16

Totals

	2015	2016
Civil	217	247
Criminal	697	752
Total	914	999

Jan --- Oct Filings



764 2015 999 2016

Jan --- Oct Filings

	2015	2016	% Change	Trending
Civil	179	247	38.0%	▲
Criminal	585	752	28.5%	▲
Total	764	999	30.8%	▲

	Jan	Feb	Mar	Apr	May	Jun	Jul	Aug	Sep	Oct	Nov	Dec	Thru Oct	% Change	Trending	Total
2015	51	43	176	35	75	88	83	39	95	79	55	95	764			914
2016	61	81	168	72	86	124	133	94	55	125	-	-	999	30.8%	▲	999

		Jan	Feb	Mar	Apr	May	Jun	Jul	Aug	Sep	Oct	Nov	Dec	Thru Oct	% Change	Trending	Total
Administrative Law	2016	-	1	-	-	-	-	-	-	-	-	-	-	1			1
Contested Divorce	2015	1	1	1	2	1	2	1	-	1	2	-	-	12			12
	2016	2	2	3	2	2	-	3	2	4	1	-	-	21	75.0%	▲	21
Domestic and Family - Level 1	2015	3	3	2	1	-	-	1	5	5	1	6	-	21			27
	2016	5	1	2	6	1	-	8	-	4	2	-	-	29	38.1%	▲	29
Domestic and Family - Level 2	2015	-	1	-	1	-	1	-	-	-	-	5	-	3			8
	2016	-	1	-	1	-	-	2	1	1	-	-	-	6	100.0%	▲	6
General Civil - Level 1	2015	-	1	-	-	-	-	-	-	-	1	-	-	2			2
	2016	-	-	-	-	-	-	-	1	-	-	-	-	1	-50.0%	▼	1
General Civil - Level 2	2015	2	2	2	4	4	1	2	1	-	6	3	2	24			29
	2016	5	4	4	1	3	5	3	3	3	3	-	-	34	41.7%	▲	34
General Civil - Level 3	2015	-	2	4	2	1	8	4	2	2	3	2	1	28			31
	2016	1	1	1	2	-	1	4	-	-	1	-	-	11	-60.7%	▼	11
Miscellaneous	2015	3	6	6	6	2	3	5	6	4	7	9	3	48			60
	2016	3	5	23	9	7	4	9	6	8	7	-	-	81	68.8%	▲	81
Misdemeanor	2015	18	5	47	1	12	21	20	10	19	18	8	24	171			203
	2016	16	20	28	11	28	28	35	29	6	32	-	-	233	36.3%	▲	233
Non-Capital Felonies and Related Matters	2015	16	18	110	13	51	50	38	13	55	34	11	61	398			470
	2016	22	36	100	32	38	79	60	42	23	75	-	-	507	27.4%	▲	507
Other	2015	-	-	-	-	1	-	1	-	1	1	-	-	4			4
	2016	-	-	-	-	-	-	1	-	-	-	-	-	1	-75.0%	▼	1
Other Criminally Related Matters	2015	1	2	1	1	-	-	7	-	1	3	6	2	16			24
	2016	1	-	2	1	1	1	-	4	2	-	-	-	12	-25.0%	▼	12
Probates/Wills and Trusts - Level 1	2015	-	-	-	-	-	1	-	-	-	-	-	-	1			1
	2016	-	1	-	-	1	-	-	1	-	-	-	-	3	200.0%	▲	3
Probates/Wills and Trusts - Level 2	2015	-	-	-	-	1	-	-	-	-	-	-	-	1			1
	2016	1	1	1	1	1	2	2	-	2	1	-	-	12	1,100.0%	▲	12
Protective Orders	2015	1	-	-	-	-	-	-	-	-	-	-	-	1			1
Uncontested Divorce	2015	6	2	3	4	2	1	4	2	7	3	5	2	34			41
	2016	5	8	4	6	4	4	6	5	2	3	-	-	47	38.2%	▲	47

Court: Lancaster Circuit

Start/End Date: Jan-15 / Oct-16

2015 Average Month: 63

Jan-Oct 2015: 648

Filings Trending: ▲

Circuit/Court ID: 15

215103

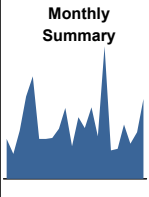
Type of Case: Filings

2016 Average Month:69

Jan-Oct 2016 : 686

Overall AVG. Month: 66

Monthly Summary



Jan 15-Oct 16

Totals

	2015	2016
Civil	168	129
Criminal	344	343
Other	249	214
Total	761	686

Jan --- Oct Filings

648

2015

686

2016

Jan --- Oct Filings

	2015	2016	% Change	Trending
Civil	142	129	-9.2%	▼
Criminal	318	343	7.9%	▲
Other	188	214	13.8%	▲
Total	648	686	5.9%	▲

	Jan	Feb	Mar	Apr	May	Jun	Jul	Aug	Sep	Oct	Nov	Dec	Thru Oct	% Change	Trending	Total
2015	48	30	58	99	123	48	48	49	60	85	39	74	648			761
2016	61	86	51	159	34	36	65	42	56	96	-	-	686	5.9%	▲	686

		Jan	Feb	Mar	Apr	May	Jun	Jul	Aug	Sep	Oct	Nov	Dec	Thru Oct	% Change	Trending	Total
Administrative Law	2015	-	-	-	-	-	-	-	1	-	-	-	-	1			1
Contested Divorce	2015	2	-	-	-	-	2	-	-	1	-	1	-	5			6
	2016	-	1	-	2	-	-	3	1	3	-	-	-	10	100.0%	▲	10
Domestic and Family - Level 1	2015	-	-	-	-	1	-	15	2	3	1	-	-	22			22
	2016	-	-	-	-	1	-	-	-	-	2	-	-	3	-86.4%	▼	3
Domestic and Family - Level 2	2015	-	-	-	-	-	-	-	-	1	-	-	1	1			2
	2016	-	-	-	-	-	-	1	-	-	-	-	-	1	0.0%	↔	1
General Civil - Level 1	2016	-	-	-	1	-	-	-	-	-	-	-	-	1			1
General Civil - Level 2	2015	1	2	2	6	4	4	-	5	4	3	-	4	31			35
	2016	4	4	2	2	2	4	1	1	3	3	-	-	26	-16.1%	▼	26
General Civil - Level 3	2015	6	-	2	1	-	2	-	1	-	1	3	3	13			19
	2016	1	12	6	4	-	-	1	-	-	-	-	-	24	84.6%	▲	24
Miscellaneous	2015	15	19	20	21	16	20	13	32	25	19	19	47	200			266
	2016	30	43	27	18	16	11	23	26	17	27	-	-	238	19.0%	▲	238
Misdemeanor	2015	2	3	4	2	8	2	2	1	4	6	3	3	34			40
	2016	1	11	2	49	4	5	8	2	7	9	-	-	98	188.2%	▲	98
Non-Capital Felonies and Related Matters	2015	12	4	23	60	86	14	6	1	18	49	7	13	273			293
	2016	23	11	6	81	8	12	21	4	22	53	-	-	241	-11.7%	▼	241
Other	2015	7	-	4	7	3	1	8	3	1	4	5	-	38			43
	2016	1	2	4	1	2	2	4	3	2	1	-	-	22	-42.1%	▼	22
Other Criminally Related Matters	2015	-	1	2	-	4	1	1	1	-	1	-	-	11			11
	2016	-	-	1	-	-	-	3	1	1	-	-	-	6	-45.5%	▼	6
Probates/Wills and Trusts - Lev	2016	1	-	-	-	-	-	-	-	-	-	-	-	1			1
Probates/Wills and Trusts - Level 2	2015	-	-	-	-	1	-	-	-	-	1	-	-	2			2
	2016	-	-	-	-	1	-	-	-	-	-	-	-	1	-50.0%	▼	1
Protective Orders	2016	-	-	-	1	-	-	-	-	-	-	-	-	1			1
Uncontested Divorce	2015	3	1	1	2	-	2	3	2	3	-	1	3	17			21
	2016	-	2	3	-	-	2	-	4	1	1	-	-	13	-23.5%	▼	13

Court: Northumberland Circuit

Start/End Date: Jan-15 / Oct-16

2015 Average Month: 52

Jan-Oct 2015: 498

Filings Trending: ▲

Circuit/Court ID: 15

215133


Type of Case: Filings

2016 Average Month:67

Jan-Oct 2016 : 669

Overall AVG. Month: 59

Monthly Summary

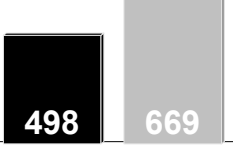


Jan 15-Oct 16

Totals

	2015	2016
Civil	103	82
Criminal	264	382
Other	260	205
Total	627	669

Jan --- Oct Filings



498 2015 669 2016

Jan --- Oct Filings

	2015	2016	% Change	Trending
Civil	91	82	-9.9%	▼
Criminal	217	382	76.0%	▲
Other	190	205	7.9%	▲
Total	498	669	34.3%	▲

	Jan	Feb	Mar	Apr	May	Jun	Jul	Aug	Sep	Oct	Nov	Dec	Thru Oct	% Change	Trending	Total
2015	56	42	33	55	45	35	51	49	52	80	35	94	498			627
2016	71	76	57	71	71	41	41	59	81	101	-	-	669	34.3%	▲	669

		Jan	Feb	Mar	Apr	May	Jun	Jul	Aug	Sep	Oct	Nov	Dec	Thru Oct	% Change	Trending	Total
Contested Divorce	2015	-	-	2	-	1	3	1	1	-	2	2	2	10			14
	2016	1	1	-	3	1	-	-	3	1	1	-	-	11	10.0%	▲	11
Domestic and Family - Level 1	2015	1	-	-	1	-	1	-	1	-	1	-	1	5			6
	2016	-	1	-	-	-	3	-	-	-	1	-	-	5	0.0%	↔	5
Domestic and Family - Level 2	2015	-	-	1	-	-	1	-	-	-	1	-	-	3			3
	2016	-	-	-	3	-	-	-	2	-	-	-	-	5	66.7%	▲	5
General Civil - Level 1	2015	-	1	-	-	-	-	-	-	-	-	-	-	1			1
General Civil - Level 2	2015	1	-	2	1	1	2	4	2	3	2	1	-	18			19
	2016	2	2	-	-	2	1	2	-	-	-	-	-	9	-50.0%	▼	9
General Civil - Level 3	2015	-	-	-	1	1	1	1	-	1	3	1	-	8			9
	2016	-	-	-	1	1	1	2	3	-	1	-	-	9	12.5%	▲	9
Miscellaneous	2015	17	26	22	16	15	10	24	30	25	25	24	50	210			284
	2016	37	33	22	16	15	20	20	15	20	26	-	-	224	6.7%	▲	224
Misdemeanor	2015	17	3	2	4	5	1	1	-	2	10	3	4	45			52
	2016	3	1	1	10	7	2	3	2	9	40	-	-	78	73.3%	▲	78
Non-Capital Felonies and Related Matters	2015	19	6	1	24	20	13	15	12	18	27	3	35	155			193
	2016	24	36	29	33	44	13	10	25	46	26	-	-	286	84.5%	▲	286
Other	2015	-	-	-	-	1	-	-	-	-	2	-	-	3			3
	2016	1	-	-	-	-	-	3	1	-	-	-	-	5	66.7%	▲	5
Other Criminally Related Matters	2015	1	3	-	7	-	1	-	2	-	3	-	2	17			19
	2016	2	-	1	3	-	1	-	5	3	3	-	-	18	5.9%	▲	18
Probates/Wills and Trusts - Lev	2015	-	-	-	-	-	-	1	-	-	1	-	-	2			2
Uncontested Divorce	2015	-	3	3	1	1	2	4	1	3	3	1	-	21			22
	2016	1	2	4	2	1	-	1	3	2	3	-	-	19	-9.5%	▼	19

Court: Richmond County Circuit

Start/End Date: Jan-15 / Oct-16

2015 Average Month: 44

Jan-Oct 2015: 430

Filings Trending: ▲

Circuit/Court ID: 15

215159

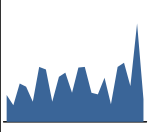
Type of Case: Filings

2016 Average Month:53

Jan-Oct 2016 : 533

Overall AVG. Month: 48

Monthly Summary



Jan 15-Oct 16

Totals

	2015	2016
Civil	76	57
Criminal	175	234
Other	279	242
Total	530	533

Jan --- Oct Filings

430

2015

533

2016

Jan --- Oct Filings

	2015	2016	% Change	Trending
Civil	69	57	-17.4%	▼
Criminal	150	234	56.0%	▲
Other	211	242	14.7%	▲
Total	430	533	24.0%	▲

	Jan	Feb	Mar	Apr	May	Jun	Jul	Aug	Sep	Oct	Nov	Dec	Thru Oct	% Change	Trending	Total
2015	32	20	46	42	24	66	63	24	54	59	35	65	430			530
2016	66	35	33	53	21	66	71	43	118	27	-	-	533	24.0%	▲	533

		Jan	Feb	Mar	Apr	May	Jun	Jul	Aug	Sep	Oct	Nov	Dec	Thru Oct	% Change	Trending	Total
Administrative Law	2015	-	1	-	-	-	-	-	-	1	-	-	-	2			2
	2016	-	-	-	1	-	-	-	-	-	-	-	-	1	-50.0%	▼	1
Capital Murder	2015	-	-	-	-	-	-	1	-	-	-	-	-	1			1
	2016	1	-	1	-	1	-	1	-	-	-	-	-	4	0.0%	↔	4
Contested Divorce	2015	-	-	-	1	1	-	-	-	1	1	-	-	4			4
	2016	-	-	-	1	1	-	-	-	1	1	-	-	4	0.0%	↔	4
Domestic and Family - Level 1	2015	-	-	-	-	1	-	1	-	1	2	-	-	5			5
	2016	-	1	1	1	-	-	-	2	-	-	-	-	5	0.0%	↔	5
Domestic and Family - Level 2	2015	-	-	-	1	-	-	-	-	-	-	-	-	1			1
	2016	-	-	-	-	-	-	-	1	-	-	-	-	1	0.0%	↔	1
General Civil - Level 1	2015	-	-	-	-	-	-	-	-	-	-	-	1	0			1
General Civil - Level 2	2015	-	-	2	-	-	2	4	2	1	1	1	1	12	0.0%	↔	14
	2016	-	1	1	-	2	2	2	-	1	-	-	-	9	-25.0%	▼	9
General Civil - Level 3	2015	1	-	-	1	1	-	1	1	-	3	-	2	8			10
	2016	-	1	1	-	-	1	-	-	-	-	-	-	3	-62.5%	▼	3
Miscellaneous	2015	9	7	11	6	8	13	11	6	6	14	13	29	91			133
	2016	14	12	17	8	12	17	12	13	18	8	-	-	131	44.0%	▲	131
Misdemeanor	2015	2	-	3	7	-	4	10	5	3	8	3	4	42			49
	2016	4	3	1	10	-	7	3	9	5	2	-	-	44	4.8%	▲	44
Non-Capital Felonies and Related Matters	2015	9	1	4	14	7	9	8	1	27	14	8	4	94			106
	2016	6	3	1	18	1	20	12	13	89	15	-	-	178	89.4%	▲	178
Other	2015	9	7	21	9	6	37	18	7	15	13	6	21	142			169
	2016	41	12	9	11	5	17	41	2	2	-	-	-	140	-1.4%	▼	140
Other Criminally Related Matters	2015	-	2	2	2	-	-	5	2	-	1	3	3	14			20
	2016	-	1	2	3	-	1	1	2	2	1	-	-	13	-7.1%	▼	13
Probates/Wills and Trusts - Level 2	2015	-	-	-	-	-	-	-	-	-	-	1	-	0			1
	2016	-	-	-	-	-	1	-	1	-	-	-	-	2	0.0%	↔	2
Uncontested Divorce	2015	1	2	2	2	-	1	3	-	-	3	-	-	14			14
	2016	1	1	-	-	-	-	-	-	-	-	-	-	2	-85.7%	▼	2

Court: Spotsylvania Circuit

Start/End Date: Jan-15 / Oct-16

2015 Average Month: 514

Jan-Oct 2015: 4,938

Filings Trending: ▲

Circuit/Court ID: 15

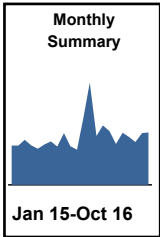
215177

Type of Case: Filings

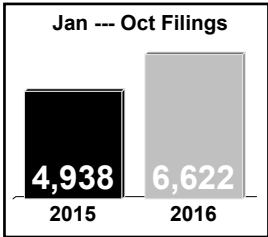
2016 Average Month:662

Jan-Oct 2016 : 6,622

Overall AVG. Month: 581



Totals		
	2015	2016
Civil	1,528	1,270
Criminal	2,006	2,286
Other	2,629	3,066
Total	6,163	6,622



Jan --- Oct Filings				
	2015	2016	% Change	Trending
Civil	1,254	1,270	1.3%	▲
Criminal	1,728	2,286	32.3%	▲
Other	1,956	3,066	56.7%	▲
Total	4,938	6,622	34.1%	▲

	Jan	Feb	Mar	Apr	May	Jun	Jul	Aug	Sep	Oct	Nov	Dec	Thru Oct	% Change	Trending	Total
2015	471	472	540	475	431	483	522	460	622	462	421	804	4,938			6,163
2016	1,229	588	711	645	491	623	573	512	620	630	-	-	6,622	34.1%	▲	6,622

		Jan	Feb	Mar	Apr	May	Jun	Jul	Aug	Sep	Oct	Nov	Dec	Thru Oct	% Change	Trending	Total
Administrative Law	2015	1	-	2	-	-	-	-	1	2	1	2	-	7			9
	2016	-	-	-	1	1	-	1	1	3	1	-	-	8	14.3%	▲	8
Contested Divorce	2015	6	7	9	11	14	9	6	5	6	6	9	6	79			94
	2016	8	4	10	5	7	14	9	11	6	10	-	-	84	6.3%	▲	84
Domestic and Family - Level 1	2015	12	6	14	12	20	16	14	18	15	20	39	49	147			235
	2016	15	29	28	38	14	10	29	18	19	31	-	-	231	57.1%	▲	231
Domestic and Family - Level 2	2015	9	2	3	16	2	1	3	3	12	4	1	3	55			59
	2016	-	5	13	4	2	4	17	8	6	7	-	-	66	20.0%	▲	66
General Civil - Level 1	2015	3	1	-	2	-	1	-	2	-	2	-	1	11			12
	2016	-	-	2	-	-	-	2	-	-	-	-	-	4	-63.6%	▼	4
General Civil - Level 2	2015	18	17	19	24	15	20	19	12	11	18	7	21	173			201
	2016	8	11	19	9	15	14	18	13	21	12	-	-	140	-19.1%	▼	140
General Civil - Level 3	2015	10	9	8	9	4	6	6	10	9	13	11	8	84			103
	2016	7	9	7	7	11	2	7	6	14	10	-	-	80	-4.8%	▼	80
Miscellaneous	2015	195	208	244	216	204	205	243	233	195	209	242	494	2,152			2,888
	2016	285	321	316	226	208	248	247	248	250	278	-	-	2,627	22.1%	▲	2,627
Misdemeanor	2015	38	33	30	31	35	21	54	36	47	30	34	31	355			420
	2016	38	47	85	51	57	60	42	39	53	47	-	-	519	46.2%	▲	519
Non-Capital Felonies and Related Matters	2015	145	140	157	100	91	170	123	93	158	104	38	156	1,281			1,475
	2016	114	106	172	269	132	216	152	127	203	182	-	-	1,673	30.6%	▲	1,673
Other	2015	8	9	10	14	10	8	17	6	127	23	3	5	232			240
	2016	726	17	13	7	13	23	10	9	12	12	-	-	842	262.9%	▲	842
Other Criminally Related Matters	2015	2	13	10	14	6	8	11	14	10	6	8	12	94			114
	2016	4	9	15	6	9	15	11	11	7	12	-	-	99	5.3%	▲	99
Probates/Wills and Trusts - Level 1	2015	2	1	-	-	-	-	-	-	-	-	-	-	3			3
	2016	-	2	-	-	-	-	-	-	-	-	-	-	2	-33.3%	▼	2
Probates/Wills and Trusts - Level 2	2015	4	2	5	3	4	2	2	2	5	5	4	1	34			39
	2016	2	9	1	4	7	5	3	3	4	7	-	-	45	32.4%	▲	45
Protective Orders	2015	-	-	3	-	-	-	-	-	-	-	-	-	3			3
	2016	-	-	2	-	-	-	3	-	-	-	-	-	5	66.7%	▲	5
Uncontested Divorce	2015	18	24	26	23	26	16	24	25	25	21	23	17	228			268
	2016	22	19	28	18	15	12	22	18	22	21	-	-	197	-13.6%	▼	197

Court: Stafford Circuit

Start/End Date: Jan-15 / Oct-16

2015 Average Month: 730

Jan-Oct 2015: 7,131

Filings Trending: ↔

Circuit/Court ID: 15

215179

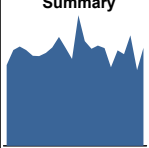
Type of Case: Filings

2016 Average Month:713

Jan-Oct 2016 : 7,126

Overall AVG. Month: 722

Monthly Summary



Jan 15-Oct 16

Totals

	2015	2016
Civil	1,827	1,355
Criminal	4,365	3,492
Other	2,571	2,279
Total	8,763	7,126

Jan --- Oct Filings

7,131

2015

7,126

2016

Jan --- Oct Filings

	2015	2016	% Change	Trending
Civil	1,551	1,355	-12.6%	▼
Criminal	3,731	3,492	-6.4%	▼
Other	1,849	2,279	23.3%	▲
Total	7,131	7,126	-	↔

	Jan	Feb	Mar	Apr	May	Jun	Jul	Aug	Sep	Oct	Nov	Dec	Thru Oct	% Change	Trending	Total
2015	607	719	745	718	676	674	697	739	817	739	651	981	7,131			8,763
2016	787	728	752	733	589	716	688	829	568	736	-	-	7,126	-0.1%	▼	7,126

		Jan	Feb	Mar	Apr	May	Jun	Jul	Aug	Sep	Oct	Nov	Dec	Thru Oct	% Change	Trending	Total
Administrative Law	2015	1	-	5	1	-	3	2	1	1	2	1	1	16			18
	2016	2	-	1	1	2	1	1	2	1	2	-	-	13	-18.8%	▼	13
Capital Murder	2015	2	-	-	-	-	-	-	-	-	-	-	2	2			4
	2016	-	-	-	-	1	-	-	-	-	4	-	-	5	150.0%	▲	5
Contested Divorce	2015	16	17	25	25	27	14	15	26	26	25	19	19	216			254
	2016	7	12	15	9	13	11	7	13	7	9	-	-	103	-52.3%	▼	103
Domestic and Family - Level 1	2015	6	12	11	5	22	13	3	7	7	5	8	10	91			109
	2016	4	13	7	10	9	11	13	3	21	13	-	-	104	14.3%	▲	104
Domestic and Family - Level 2	2015	2	5	3	4	4	4	12	3	6	2	6	5	45			56
	2016	2	4	2	2	3	2	2	8	6	4	-	-	35	-22.2%	▼	35
General Civil - Level 1	2015	-	1	1	-	1	3	1	1	-	1	1	5	9			15
	2016	-	-	4	-	-	1	1	1	-	-	-	-	7	-22.2%	▼	7
General Civil - Level 2	2015	16	20	11	18	21	19	18	20	13	14	9	9	170			188
	2016	15	14	23	16	21	24	16	13	17	16	-	-	175	2.9%	▲	175
General Civil - Level 3	2015	6	4	7	10	5	11	6	3	10	6	8	14	68			90
	2016	10	7	7	4	12	9	8	21	14	10	-	-	102	50.0%	▲	102
Miscellaneous	2015	218	201	303	217	188	200	242	255	210	248	279	517	2,282			3,078
	2016	311	320	377	249	227	271	262	286	227	272	-	-	2,802	22.8%	▲	2,802
Misdemeanor	2015	61	79	77	116	91	84	106	98	137	126	80	111	975			1,166
	2016	132	112	110	118	83	91	88	119	64	113	-	-	1,030	5.6%	▲	1,030
Non-Capital Felonies and Related Matters	2015	222	311	240	249	260	246	211	269	354	238	165	221	2,600			2,986
	2016	263	206	148	276	174	252	246	327	172	250	-	-	2,314	-11.0%	▼	2,314
Other	2015	1	-	-	-	-	-	2	2	1	-	1	-	6			7
	2016	1	-	1	-	1	1	1	-	2	-	-	-	7	16.7%	▲	7
Other Criminally Related Matters	2015	15	17	10	20	16	18	22	11	19	14	29	27	162			218
	2016	14	11	17	16	16	13	19	9	11	19	-	-	145	-10.5%	▼	145
Probates/Wills and Trusts - Level 1	2015	1	-	-	-	-	-	-	1	-	-	-	-	2			2
	2016	-	1	-	-	-	-	-	-	-	-	-	-	1	-50.0%	▼	1
Probates/Wills and Trusts - Level 2	2015	4	5	6	1	4	4	5	1	3	6	-	4	39			43
	2016	4	2	3	1	1	1	5	4	3	5	-	-	29	-25.6%	▼	29
Uncontested Divorce	2015	36	47	46	52	37	55	52	41	30	52	45	36	448			529
	2016	22	26	37	31	26	28	19	23	23	19	-	-	254	-43.3%	▼	254

Court: Westmoreland Circuit

Start/End Date: Jan-15 / Oct-16

2015 Average Month: 87

Jan-Oct 2015: 904

Filings Trending: ↔

Circuit/Court ID: 15

215193

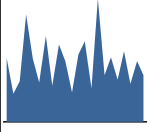
Type of Case: Filings

2016 Average Month:91

Jan-Oct 2016 : 910

Overall AVG. Month: 89

Monthly Summary



Jan 15-Oct 16

Totals

	2015	2016
Civil	137	146
Criminal	655	521
Other	257	243
Total	1,049	910

Jan --- Oct Filings

904

2015

910

2016

Jan --- Oct Filings

	2015	2016	% Change	Trending
Civil	118	146	23.7%	▲
Criminal	585	521	-10.9%	▼
Other	201	243	20.9%	▲
Total	904	910	0.7%	▲

	Jan	Feb	Mar	Apr	May	Jun	Jul	Aug	Sep	Oct	Nov	Dec	Thru Oct	% Change	Trending	Total
2015	96	42	61	161	95	59	129	54	116	91	44	101	904			1,049
2016	121	50	185	70	97	63	106	57	91	70	-	-	910	0.7%	▲	910

		Jan	Feb	Mar	Apr	May	Jun	Jul	Aug	Sep	Oct	Nov	Dec	Thru Oct	% Change	Trending	Total
Administrative Law	2015	-	-	-	-	-	1	-	-	-	-	-	-	1			1
Contested Divorce	2015	2	1	-	1	1	-	3	1	-	1	-	-	10			10
	2016	-	1	1	3	-	1	-	1	-	-	-	-	7	-30.0%	▼	7
Domestic and Family - Level 1	2015	-	-	2	-	-	-	-	2	2	-	2	-	6			8
	2016	-	-	-	1	-	-	6	3	-	9	-	-	19	216.7%	▲	19
Domestic and Family - Level 2	2015	-	-	-	-	1	-	1	-	-	-	1	-	2			3
	2016	-	-	-	-	2	-	-	-	-	-	-	-	2	0.0%	↔	2
General Civil - Level 1	2015	-	-	-	-	-	-	-	-	-	1	1	1	1			3
	2016	-	1	1	-	-	-	-	-	-	-	-	-	2	100.0%	▲	2
General Civil - Level 2	2015	4	-	3	4	4	1	2	1	3	1	-	2	23			25
	2016	3	3	3	1	4	2	2	1	2	1	-	-	22	-4.3%	▼	22
General Civil - Level 3	2015	1	1	-	4	2	3	-	-	1	2	5	-	14			19
	2016	-	2	1	2	3	3	18	-	4	-	-	-	33	135.7%	▲	33
Miscellaneous	2015	22	24	27	21	20	25	30	24	24	19	23	36	236			295
	2016	42	29	36	17	31	21	30	18	31	27	-	-	282	19.5%	▲	282
Misdemeanor	2015	15	-	7	40	9	4	5	14	11	10	4	9	115			128
	2016	16	2	5	7	4	8	9	5	10	9	-	-	75	-34.8%	▼	75
Non-Capital Felonies and Related Matters	2015	47	10	9	75	45	15	81	12	71	52	6	21	417			444
	2016	52	7	135	30	50	24	35	13	40	18	-	-	404	-3.1%	▼	404
Other	2015	-	-	1	-	1	4	1	-	1	-	-	-	8			8
	2016	1	2	1	-	1	1	-	-	-	-	-	-	6	-25.0%	▼	6
Other Criminally Related Matters	2015	4	6	9	12	7	5	3	-	2	5	-	30	53			83
	2016	6	1	1	8	1	1	6	11	3	5	-	-	43	-18.9%	▼	43
Probates/Wills and Trusts - Lev	2015	-	-	-	2	1	-	-	-	-	-	-	-	3			3
Probates/Wills and Trusts - Level 2	2015	-	-	1	-	1	1	1	-	-	-	1	2	4			7
	2016	-	1	-	-	-	-	-	-	-	1	-	-	2	-50.0%	▼	2
Uncontested Divorce	2015	1	-	2	2	3	-	2	-	1	-	1	-	11			12
	2016	1	1	1	1	1	2	-	5	1	-	-	-	13	18.2%	▲	13



Court: Fredericksburg Circuit

Start/End Date: Jan-15 / Oct-16

2015 Average Month: 275

Jan-Oct 2015: 2,728

Filings Trending: ▲

Circuit/Court ID: 15

215630

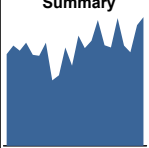
Type of Case: Filings

2016 Average Month:330

Jan-Oct 2016 : 3,297

Overall AVG. Month: 300

Monthly Summary

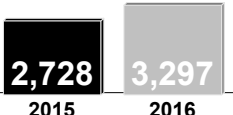


Jan 15-Oct 16

Totals

	2015	2016
Civil	784	1,017
Criminal	2,233	2,019
Other	283	261
Total	3,300	3,297

Jan --- Oct Filings



2,728 2015 3,297 2016

Jan --- Oct Filings

	2015	2016	% Change	Trending
Civil	645	1,017	57.7%	▲
Criminal	1,874	2,019	7.7%	▲
Other	209	261	24.9%	▲
Total	2,728	3,297	20.9%	▲

	Jan	Feb	Mar	Apr	May	Jun	Jul	Aug	Sep	Oct	Nov	Dec	Thru Oct	% Change	Trending	Total
2015	275	301	286	310	273	270	310	196	212	295	241	331	2,728			3,300
2016	293	315	378	302	295	384	301	281	362	386	-	-	3,297	20.9%	▲	3,297

		Jan	Feb	Mar	Apr	May	Jun	Jul	Aug	Sep	Oct	Nov	Dec	Thru Oct	% Change	Trending	Total
Administrative Law	2015	1	-	-	-	-	-	1	1	-	2	1	-	5			6
	2016	-	1	-	1	1	-	-	-	-	1	-	-	4	-20.0%	▼	4
Capital Murder	2015	-	-	-	-	1	-	-	-	-	-	-	-	1			1
	2016	-	-	-	-	-	-	-	-	-	-	-	-	-			-
Contested Divorce	2015	6	8	4	7	5	9	5	4	4	7	2	2	59			63
	2016	10	14	18	10	17	6	9	8	10	4	-	-	106	79.7%	▲	106
Domestic and Family - Level 1	2015	6	10	7	20	2	11	5	10	9	9	7	25	89			121
	2016	2	13	4	6	1	34	3	6	19	1	-	-	89	0.0%	↔	89
Domestic and Family - Level 2	2015	1	2	10	2	-	1	1	1	23	38	13	-	79			92
	2016	11	20	23	8	52	25	14	26	32	25	-	-	236	198.7%	▲	236
General Civil - Level 1	2015	-	-	-	1	1	1	3	2	-	1	2	-	9			11
	2016	1	1	2	-	1	1	3	4	1	1	-	-	15	66.7%	▲	15
General Civil - Level 2	2015	5	2	5	13	11	17	7	6	13	12	8	10	91			109
	2016	8	6	4	8	6	8	10	9	10	6	-	-	75	-17.6%	▼	75
General Civil - Level 3	2015	7	3	2	-	2	12	7	4	1	2	8	9	40			57
	2016	2	5	5	6	6	9	1	7	9	4	-	-	54	35.0%	▲	54
Miscellaneous	2015	34	26	36	33	34	38	44	30	42	40	46	58	357			461
	2016	52	58	39	39	36	44	37	40	48	34	-	-	427	19.6%	▲	427
Misdemeanor	2015	42	74	33	41	61	40	50	43	30	49	43	42	463			548
	2016	70	51	39	35	31	51	50	42	49	73	-	-	491	6.0%	▲	491
Non-Capital Felonies and Related Matters	2015	156	143	161	177	137	124	174	79	80	111	95	171	1,342			1,608
	2016	109	107	198	153	108	182	137	122	153	219	-	-	1,488	10.9%	▲	1,488
Other	2015	5	3	3	3	4	-	1	2	1	7	1	-	29			30
	2016	1	3	1	3	-	4	10	-	4	3	-	-	29	0.0%	↔	29
Other Criminally Related Matters	2015	6	5	9	5	11	5	9	5	6	9	2	6	70			78
	2016	3	8	5	4	3	4	3	4	2	6	-	-	42	-40.0%	▼	42
Probates/Wills and Trusts - Level 2	2015	-	-	1	-	-	1	-	1	-	1	1	-	4			5
	2016	-	-	1	1	1	2	-	-	4	1	-	-	10	150.0%	▲	10
Protective Orders	2015	-	2	-	-	-	-	-	-	-	-	-	-	2			2
Uncontested Divorce	2015	6	23	15	8	5	11	3	8	3	7	12	8	89			109
	2016	24	28	39	28	31	14	24	13	21	8	-	-	230	158.4%	▲	230

Court: Albemarle Circuit

Start/End Date: Jan-15 / Oct-16

2015 Average Month: 312

Jan-Oct 2015: 3,145

Filings Trending: ↔

Circuit/Court ID: 16

216003

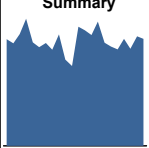
Type of Case: Filings

2016 Average Month: 321

Jan-Oct 2016 : 3,213

Overall AVG. Month: 316

Monthly Summary

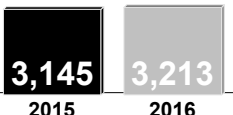


Jan 15-Oct 16

Totals

	2015	2016
Civil	1,730	1,361
Criminal	972	908
Other	1,041	944
Total	3,743	3,213

Jan --- Oct Filings



20152016

Jan --- Oct Filings

	2015	2016	% Change	Trending
Civil	1,520	1,361	-10.5%	▼
Criminal	838	908	8.4%	▲
Other	787	944	19.9%	▲
Total	3,145	3,213	2.2%	▲

	Jan	Feb	Mar	Apr	May	Jun	Jul	Aug	Sep	Oct	Nov	Dec	Thru Oct	% Change	Trending	Total
2015	320	308	336	382	311	296	309	289	335	259	240	358	3,145			3,743
2016	347	333	373	310	298	290	321	291	329	321	-	-	3,213	2.2%	▲	3,213

		Jan	Feb	Mar	Apr	May	Jun	Jul	Aug	Sep	Oct	Nov	Dec	Thru Oct	% Change	Trending	Total
Administrative Law	2015	-	1	1	2	-	1	-	-	1	-	-	-	6			6
Capital Murder	2015	-	-	-	1	-	-	-	-	-	-	-	-	1			1
Contested Divorce	2015	11	3	7	5	3	9	1	5	6	4	7	6	54			67
	2016	6	10	9	10	8	5	7	5	8	5	-	-	73	35.2%	▲	73
Domestic and Family - Level 1	2015	10	3	11	23	15	5	2	1	12	5	3	7	87			97
	2016	15	5	6	3	16	4	13	3	10	7	-	-	82	-5.7%	▼	82
Domestic and Family - Level 2	2015	6	2	3	4	7	4	5	2	5	7	5	2	45			52
	2016	-	5	7	5	12	9	5	8	4	10	-	-	65	44.4%	▲	65
General Civil - Level 1	2015	-	1	6	3	3	-	1	2	2	3	1	1	21			23
	2016	3	5	1	-	1	-	2	-	3	-	-	-	15	-28.6%	▼	15
General Civil - Level 2	2015	34	46	43	38	39	22	26	32	25	19	20	16	324			360
	2016	27	49	32	24	19	19	15	21	17	17	-	-	240	-25.9%	▼	240
General Civil - Level 3	2015	3	-	8	11	10	5	9	4	5	5	5	7	60			72
	2016	21	26	13	10	14	3	5	10	1	2	-	-	105	75.0%	▲	105
Miscellaneous	2015	136	131	180	146	138	155	174	146	139	123	133	220	1,468			1,821
	2016	161	143	167	145	126	136	169	134	157	156	-	-	1,494	1.8%	▲	1,494
Misdemeanor	2015	9	22	10	11	14	20	11	17	29	16	9	27	159			195
	2016	38	9	32	25	22	22	25	24	25	16	-	-	238	49.7%	▲	238
Non-Capital Felonies and Related Matters	2015	83	71	42	115	61	51	53	55	79	56	37	59	666			762
	2016	49	56	76	66	58	63	61	70	77	77	-	-	653	-2.0%	▼	653
Other	2015	4	4	6	5	8	4	4	6	3	3	3	1	47			51
	2016	8	4	7	7	3	6	3	-	5	4	-	-	47	0.0%	↔	47
Other Criminally Related Matters	2015	1	-	2	-	3	2	2	-	2	3	2	-	15			17
	2016	1	-	2	3	-	4	2	3	2	1	-	-	18	20.0%	▲	18
Probates/Wills and Trusts - Level 1	2015	-	-	-	-	-	-	-	1	1	-	-	-	2			2
	2016	-	1	-	-	-	-	-	-	-	-	-	-	1	-50.0%	▼	1
Probates/Wills and Trusts - Level 2	2015	6	7	3	2	3	4	2	3	6	2	2	3	38			43
	2016	3	4	4	-	3	3	3	2	4	3	-	-	29	-23.7%	▼	29
Protective Orders	2015	-	-	-	-	-	-	-	1	-	-	1	-	1			2
Uncontested Divorce	2015	17	17	14	16	7	14	19	14	20	13	12	9	151			172
	2016	15	16	17	12	16	16	11	11	16	23	-	-	153	1.3%	▲	153

Court: Culpeper Circuit

Start/End Date: Jan-15 / Oct-16

2015 Average Month: 206

Jan-Oct 2015: 2,018

Filings Trending: ▲

Circuit/Court ID: 16

216047


Type of Case: Filings

2016 Average Month: 211

Jan-Oct 2016 : 2,108

Overall AVG. Month: 208

Monthly Summary



Jan 15-Oct 16

Totals

	2015	2016
Civil	691	541
Criminal	985	750
Other	798	817
Total	2,474	2,108

Jan --- Oct Filings

2,018

2015

2,108

2016

Jan --- Oct Filings

	2015	2016	% Change	Trending
Civil	604	541	-10.4%	▼
Criminal	830	750	-9.6%	▼
Other	584	817	39.9%	▲
Total	2,018	2,108	4.5%	▲

	Jan	Feb	Mar	Apr	May	Jun	Jul	Aug	Sep	Oct	Nov	Dec	Thru Oct	% Change	Trending	Total
2015	160	206	189	292	171	226	201	189	182	202	195	261	2,018			2,474
2016	181	270	214	156	174	244	217	259	163	230	-	-	2,108	4.5%	▲	2,108

		Jan	Feb	Mar	Apr	May	Jun	Jul	Aug	Sep	Oct	Nov	Dec	Thru Oct	% Change	Trending	Total
Administrative Law	2015	-	-	-	2	-	1	-	-	-	-	-	-	3			3
	2016	-	-	-	-	1	-	1	-	1	-	-	-	3	0.0%	↔	3
Capital Murder	2015	-	8	-	-	-	-	-	-	-	-	-	-	8			8
	2016	-	8	-	-	-	-	-	-	-	-	-	-	8			8
Contested Divorce	2015	1	5	6	8	2	4	2	4	4	2	3	2	38			43
	2016	1	3	4	5	2	4	8	3	5	2	-	-	37	-2.6%	▼	37
Domestic and Family - Level 1	2015	6	3	18	10	14	9	12	12	6	3	5	7	93			105
	2016	6	11	6	4	4	3	7	10	3	12	-	-	66	-29.0%	▼	66
Domestic and Family - Level 2	2015	4	2	3	8	3	6	1	3	2	1	5	1	33			39
	2016	3	1	2	1	1	1	1	4	3	2	-	-	19	-42.4%	▼	19
General Civil - Level 1	2015	-	-	-	-	-	-	1	-	-	1	-	-	2			2
	2016	-	-	-	-	-	1	-	1	1	1	-	-	4	100.0%	▲	4
General Civil - Level 2	2015	6	11	9	8	12	5	14	12	5	9	4	7	91			102
	2016	8	7	16	6	7	8	12	5	4	11	-	-	84	-7.7%	▼	84
General Civil - Level 3	2015	2	4	9	7	4	6	8	3	7	11	8	3	61			72
	2016	2	3	6	3	7	4	4	-	6	2	-	-	37	-39.3%	▼	37
Miscellaneous	2015	76	73	74	56	76	81	76	77	66	86	78	155	741			974
	2016	119	147	119	69	81	82	101	98	78	76	-	-	970	30.9%	▲	970
Misdemeanor	2015	4	33	18	38	11	40	13	30	18	21	24	27	226			277
	2016	1	11	11	10	6	33	13	30	13	23	-	-	151	-33.2%	▼	151
Non-Capital Felonies and Related Matters	2015	47	59	35	139	34	55	53	37	56	52	53	47	567			667
	2016	30	59	32	43	46	90	53	91	38	82	-	-	564	-0.5%	▼	564
Other	2015	1	-	1	1	-	4	3	-	-	-	3	2	10			15
	2016	-	1	1	-	3	4	4	1	1	3	-	-	18	80.0%	▲	18
Other Criminally Related Matters	2015	3	3	1	3	2	3	4	6	8	6	2	3	39			44
	2016	2	3	4	4	3	3	2	2	3	2	-	-	28	-28.2%	▼	28
Probates/Wills and Trusts - Level 1	2015	-	-	-	-	-	-	1	-	-	-	1	-	1			2
	2016	-	-	-	-	-	-	1	-	-	-	-	-	1	0.0%	↔	1
Probates/Wills and Trusts - Level 2	2015	-	-	-	1	2	-	2	-	1	1	2	-	7			9
	2016	-	1	1	-	1	-	-	-	1	1	-	-	5	-28.6%	▼	5
Uncontested Divorce	2015	10	13	15	11	11	12	11	5	9	9	7	7	106			120
	2016	9	15	12	11	12	11	10	14	6	13	-	-	113	6.6%	▲	113

Court: Fluvanna Circuit

Start/End Date: Jan-15 / Oct-16

2015 Average Month: 98

Jan-Oct 2015: 975

Filings Trending: ▲

Circuit/Court ID: 16

216065

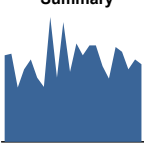
Type of Case: Filings

2016 Average Month:100

Jan-Oct 2016 : 1,004

Overall AVG. Month: 99

Monthly Summary



Jan 15-Oct 16

Totals

	2015	2016
Civil	314	230
Criminal	385	336
Other	478	438
Total	1,177	1,004

Jan --- Oct Filings

975

2015

1,004

2016

Jan --- Oct Filings

	2015	2016	% Change	Trending
Civil	263	230	-12.5%	▼
Criminal	349	336	-3.7%	▼
Other	363	438	20.7%	▲
Total	975	1,004	3.0%	▲

	Jan	Feb	Mar	Apr	May	Jun	Jul	Aug	Sep	Oct	Nov	Dec	Thru Oct	% Change	Trending	Total
2015	104	106	65	87	99	77	66	150	77	144	84	118	975			1,177
2016	104	116	116	91	76	114	108	87	99	93	-	-	1,004	3.0%	▲	1,004

		Jan	Feb	Mar	Apr	May	Jun	Jul	Aug	Sep	Oct	Nov	Dec	Thru Oct	% Change	Trending	Total
Administrative Law	2015	-	-	2	-	-	-	-	-	-	-	-	-	2			2
	2016	1	-	-	-	-	-	-	-	-	-	-	-	1	-50.0%	▼	1
Contested Divorce	2015	1	1	3	-	2	-	2	1	1	1	1	2	12			15
	2016	2	2	1	1	2	3	2	1	-	1	-	-	15	25.0%	▲	15
Domestic and Family - Level 1	2015	4	5	-	4	2	8	2	-	3	4	9	-	32			41
	2016	1	3	-	1	1	3	4	2	2	1	-	-	18	-43.8%	▼	18
Domestic and Family - Level 2	2015	-	-	1	5	2	1	-	2	2	1	2	-	14			16
	2016	2	1	1	1	-	2	2	-	1	6	-	-	16	14.3%	▲	16
General Civil - Level 1	2015	-	-	-	-	-	-	-	-	-	-	-	2	0			2
	2016	-	-	-	-	-	1	-	-	1	-	-	-	2	0.0%	↔	2
General Civil - Level 2	2015	3	3	1	3	3	2	3	3	5	7	4	5	33			42
	2016	-	3	3	2	-	5	2	7	7	4	-	-	33	0.0%	↔	33
General Civil - Level 3	2015	1	1	2	3	6	1	-	2	1	4	1	2	21			24
	2016	1	-	1	3	-	3	1	3	-	4	-	-	16	-23.8%	▼	16
Miscellaneous	2015	40	44	42	34	52	33	43	60	50	51	42	85	449			576
	2016	80	67	49	42	47	51	55	35	53	41	-	-	520	15.8%	▲	520
Misdemeanor	2015	18	14	1	14	10	11	4	9	6	25	2	7	112			121
	2016	4	9	6	7	12	12	14	18	12	12	-	-	106	-5.4%	▼	106
Non-Capital Felonies and Related Matters	2015	21	30	2	9	16	14	6	54	4	44	14	8	200			222
	2016	9	23	48	30	9	24	13	15	18	19	-	-	208	4.0%	▲	208
Other	2015	-	1	1	-	-	1	-	-	-	-	-	-	3			3
Other Criminally Related Matters	2015	10	3	2	4	1	1	3	11	1	1	5	-	37			42
	2016	2	2	-	2	-	2	9	3	2	1	-	-	23	-37.8%	▼	23
Probates/Wills and Trusts - Lev	2016	-	-	1	-	-	1	-	-	-	-	-	-	2			2
Probates/Wills and Trusts - Level 2	2015	-	1	1	-	-	-	-	-	2	1	-	-	5			5
	2016	-	-	1	-	-	-	-	-	-	-	-	-	1	-80.0%	▼	1
Protective Orders	2015	-	-	-	-	-	1	-	-	-	-	-	-	1			1
Uncontested Divorce	2015	6	3	7	11	5	4	3	8	2	5	4	7	54			65
	2016	2	6	5	2	5	7	6	3	3	4	-	-	43	-20.4%	▼	43

Court: Goochland Circuit

Start/End Date: Jan-15 / Oct-16

2015 Average Month: 88

Jan-Oct 2015: 838

Filings Trending: ▲

Circuit/Court ID: 16

216075

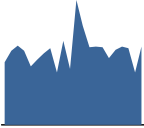
Type of Case: Filings

2016 Average Month:91

Jan-Oct 2016 : 912

Overall AVG. Month: 89

Monthly Summary



Jan 15-Oct 16

Totals

	2015	2016
Civil	250	230
Criminal	260	211
Other	545	471
Total	1,055	912

Jan --- Oct Filings

838

2015

912

2016

Jan --- Oct Filings

	2015	2016	% Change	Trending
Civil	221	230	4.1%	▲
Criminal	218	211	-3.2%	▼
Other	399	471	18.0%	▲
Total	838	912	8.8%	▲

	Jan	Feb	Mar	Apr	May	Jun	Jul	Aug	Sep	Oct	Nov	Dec	Thru Oct	% Change	Trending	Total
2015	75	89	95	89	70	78	86	92	63	101	67	150	838			1,055
2016	119	93	94	93	80	90	94	92	63	94	-	-	912	8.8%	▲	912

		Jan	Feb	Mar	Apr	May	Jun	Jul	Aug	Sep	Oct	Nov	Dec	Thru Oct	% Change	Trending	Total
Administrative Law	2015	-	1	-	1	-	-	-	-	-	-	-	-	2			2
Contested Divorce	2015	-	2	1	2	3	4	2	-	1	3	-	1	18			19
	2016	1	2	5	1	-	-	1	1	1	2	-	-	14	-22.2%	▼	14
Domestic and Family - Level 1	2015	4	1	-	3	2	-	-	1	1	3	2	1	15			18
	2016	2	1	-	-	-	1	1	2	-	1	-	-	8	-46.7%	▼	8
Domestic and Family - Level 2	2015	-	2	1	1	1	-	2	1	1	1	-	-	10			10
	2016	2	-	-	-	1	-	1	-	1	1	-	-	6	-40.0%	▼	6
General Civil - Level 1	2015	1	-	-	-	-	-	1	-	-	-	-	-	2			2
	2016	-	-	1	-	-	-	1	-	-	-	-	-	2	0.0%	↔	2
General Civil - Level 2	2015	6	2	10	1	-	3	5	5	8	3	2	1	43			46
	2016	3	5	7	1	5	2	2	2	3	4	-	-	34	-20.9%	▼	34
General Civil - Level 3	2015	3	3	3	3	2	1	3	2	1	10	2	4	31			37
	2016	6	5	7	6	3	4	1	7	5	8	-	-	52	67.7%	▲	52
Miscellaneous	2015	43	50	48	49	40	40	42	45	38	55	40	121	450			611
	2016	69	65	49	45	40	43	60	63	31	52	-	-	517	14.9%	▲	517
Misdemeanor	2015	10	9	15	7	6	13	14	5	1	6	9	13	86			108
	2016	9	4	8	10	13	7	9	7	6	3	-	-	76	-11.6%	▼	76
Non-Capital Felonies and Related Matters	2015	6	5	7	17	8	5	9	22	3	10	10	7	92			109
	2016	17	6	8	19	8	20	3	2	7	16	-	-	106	15.2%	▲	106
Other	2015	-	1	1	-	1	1	1	1	1	1	1	-	8			9
	2016	1	-	3	2	1	2	3	1	3	1	-	-	17	112.5%	▲	17
Other Criminally Related Matters	2015	1	7	3	2	5	2	5	7	4	4	1	2	40			43
	2016	5	1	2	5	4	3	5	1	1	4	-	-	31	-22.5%	▼	31
Probates/Wills and Trusts - Lev	2015	-	1	-	-	-	-	-	-	-	-	-	-	1			1
Probates/Wills and Trusts - Level 2	2015	1	-	1	1	-	1	-	-	-	-	-	-	4			4
	2016	-	-	1	-	2	-	-	-	-	1	-	-	4	0.0%	↔	4
Uncontested Divorce	2015	-	5	5	2	2	8	2	3	4	5	-	-	36			36
	2016	4	4	3	4	3	8	7	6	5	1	-	-	45	25.0%	▲	45

Court: Greene Circuit

Start/End Date: Jan-15 / Oct-16

2015 Average Month: 88

Jan-Oct 2015: 812

Filings Trending: ▲

Circuit/Court ID: 16

216079


Type of Case: Filings

2016 Average Month:90

Jan-Oct 2016 : 898

Overall AVG. Month: 89

Monthly Summary



Jan 15-Oct 16

Totals

	2015	2016
Civil	210	177
Criminal	282	277
Other	564	444
Total	1,056	898

Jan --- Oct Filings

812

2015

898

2016

Jan --- Oct Filings

	2015	2016	% Change	Trending
Civil	176	177	0.6%	▲
Criminal	221	277	25.3%	▲
Other	415	444	7.0%	▲
Total	812	898	10.6%	▲

	Jan	Feb	Mar	Apr	May	Jun	Jul	Aug	Sep	Oct	Nov	Dec	Thru Oct	% Change	Trending	Total
2015	84	86	93	78	81	97	67	74	67	85	87	157	812			1,056
2016	93	136	100	76	73	98	71	83	64	104	-	-	898	10.6%	▲	898

		Jan	Feb	Mar	Apr	May	Jun	Jul	Aug	Sep	Oct	Nov	Dec	Thru Oct	% Change	Trending	Total
Administrative Law	2016	-	-	-	-	-	1	-	-	-	-	-	-	1			1
Contested Divorce	2015	-	1	2	1	-	1	2	1	-	1	1	-	9			10
	2016	1	1	2	2	1	1	1	2	1	3	-	-	15	66.7%	▲	15
Domestic and Family - Level 1	2015	2	-	1	-	5	2	1	1	4	-	-	1	16			17
	2016	2	1	-	-	4	3	3	3	2	2	-	-	20	25.0%	▲	20
Domestic and Family - Level 2	2015	1	-	2	-	-	-	1	-	-	1	-	-	5			5
	2016	-	1	-	-	1	-	1	3	-	2	-	-	8	60.0%	▲	8
General Civil - Level 1	2015	-	1	-	-	-	-	-	-	-	-	-	-	1			1
General Civil - Level 2	2015	5	2	4	1	-	5	1	1	2	3	1	2	24			27
	2016	1	4	3	1	3	3	-	2	2	1	-	-	20	-16.7%	▼	20
General Civil - Level 3	2015	-	2	2	1	8	3	-	1	2	-	1	2	19			22
	2016	3	2	1	4	1	1	-	1	1	1	-	-	15	-21.1%	▼	15
Miscellaneous	2015	43	44	41	43	42	57	37	50	44	51	46	121	452			619
	2016	51	79	61	31	32	43	44	43	35	50	-	-	469	3.8%	▲	469
Misdemeanor	2015	5	6	4	4	1	5	2	8	2	11	1	9	48			58
	2016	3	5	8	10	2	6	6	3	1	10	-	-	54	12.5%	▲	54
Non-Capital Felonies and Related Matters	2015	15	21	25	26	13	20	18	6	6	14	30	17	164			211
	2016	26	29	19	22	17	29	11	16	17	27	-	-	213	29.9%	▲	213
Other	2015	8	5	1	-	3	1	2	-	4	-	-	-	24			24
	2016	2	8	3	4	2	7	2	4	2	2	-	-	36	50.0%	▲	36
Other Criminally Related Matters	2015	1	-	-	-	1	-	2	2	1	2	1	4	9			14
	2016	1	2	-	-	1	3	2	2	1	1	-	-	13	44.4%	▲	13
Probates/Wills and Trusts - Lev	2016	-	-	-	-	-	-	-	-	-	1	-	-	1			1
Probates/Wills and Trusts - Level 2	2015	-	-	3	-	-	2	-	2	2	-	-	-	9			9
	2016	-	1	-	-	-	1	-	-	-	-	-	-	2	-77.8%	▼	2
Uncontested Divorce	2015	4	4	8	2	8	1	1	2	-	2	6	1	32			39
	2016	3	3	3	2	9	-	1	4	2	4	-	-	31	-3.1%	▼	31

Court: Louisa Circuit

Start/End Date: Jan-15 / Oct-16

2015 Average Month: 181

Jan-Oct 2015: 1,680

Filings Trending: ▲

Circuit/Court ID: 16

216109


Type of Case: Filings

2016 Average Month:178

Jan-Oct 2016 : 1,779

Overall AVG. Month: 180

Monthly Summary



Jan 15-Oct 16

Totals

	2015	2016
Civil	435	362
Criminal	857	553
Other	882	864
Total	2,174	1,779

Jan --- Oct Filings

1,680

2015

1,779

2016

Jan --- Oct Filings

	2015	2016	% Change	Trending
Civil	341	362	6.2%	▲
Criminal	737	553	-25.0%	▼
Other	602	864	43.5%	▲
Total	1,680	1,779	5.9%	▲

	Jan	Feb	Mar	Apr	May	Jun	Jul	Aug	Sep	Oct	Nov	Dec	Thru Oct	% Change	Trending	Total
2015	178	184	159	179	145	155	156	143	254	127	186	308	1,680			2,174
2016	256	190	212	163	163	134	179	167	172	143	-	-	1,779	5.9%	▲	1,779

		Jan	Feb	Mar	Apr	May	Jun	Jul	Aug	Sep	Oct	Nov	Dec	Thru Oct	% Change	Trending	Total
Administrative Law	2015	1	-	1	-	1	-	2	-	-	-	-	1	5			6
	2016	-	-	2	-	-	-	-	-	-	-	-	-	2	-60.0%	▼	2
Contested Divorce	2015	1	2	1	4	1	1	2	4	3	4	2	1	23			26
	2016	1	3	3	4	-	-	3	2	3	1	-	-	20	-13.0%	▼	20
Domestic and Family - Level 1	2015	-	8	-	3	-	2	1	11	-	3	-	13	28			41
	2016	-	1	-	1	-	2	-	4	11	10	-	-	29	3.6%	▲	29
Domestic and Family - Level 2	2015	-	4	-	1	-	-	2	1	-	-	3	1	8			12
	2016	-	-	1	-	1	1	2	3	-	-	-	-	8	0.0%	↔	8
General Civil - Level 1	2015	3	1	-	-	-	1	-	-	-	-	-	-	5			5
	2016	-	1	-	-	-	-	1	-	-	-	-	-	2	-60.0%	▼	2
General Civil - Level 2	2015	7	5	4	6	4	5	7	8	7	7	13	7	60			80
	2016	5	3	5	3	5	2	4	4	11	6	-	-	48	-20.0%	▼	48
General Civil - Level 3	2015	2	1	1	9	5	4	5	2	2	7	4	9	38			51
	2016	6	13	2	-	3	1	12	14	3	2	-	-	56	47.4%	▲	56
Miscellaneous	2015	56	54	73	45	53	49	40	42	61	55	61	129	528			718
	2016	100	101	99	86	69	60	70	62	61	81	-	-	789	49.4%	▲	789
Misdemeanor	2015	25	20	21	17	21	24	27	8	15	15	19	27	193			239
	2016	27	7	28	16	22	21	30	19	20	7	-	-	197	2.1%	▲	197
Non-Capital Felonies and Related Matters	2015	56	62	22	67	25	35	34	43	151	13	64	8	508			580
	2016	82	28	38	23	28	17	36	38	31	8	-	-	329	-35.2%	▼	329
Other	2015	20	22	21	15	21	24	21	15	6	14	16	102	179			297
	2016	23	17	18	20	25	19	12	12	15	14	-	-	175	-2.2%	▼	175
Other Criminally Related Matters	2015	3	3	5	5	4	5	8	3	3	-	1	1	39			41
	2016	3	-	4	2	1	6	2	1	5	5	-	-	29	-25.6%	▼	29
Probates/Wills and Trusts - Lev	2015	-	1	-	-	-	-	-	-	-	1	-	-	2			2
Probates/Wills and Trusts - Level 2	2015	1	-	-	2	3	-	-	-	-	-	-	1	6			7
	2016	1	2	-	-	2	2	-	-	1	2	-	-	10	66.7%	▲	10
Uncontested Divorce	2015	3	1	10	5	7	5	7	6	6	8	3	8	58			69
	2016	8	14	12	8	7	3	7	8	11	7	-	-	85	46.6%	▲	85



Court: Madison Circuit

Start/End Date: Jan-15 / Oct-16

2015 Average Month: 62

Jan-Oct 2015: 599

Filings Trending: ▲

Circuit/Court ID: 16

216113


Type of Case: Filings

2016 Average Month:67

Jan-Oct 2016 : 669

Overall AVG. Month: 64

Monthly Summary



Jan 15-Oct 16

Totals

	2015	2016
Civil	165	124
Criminal	181	189
Other	399	356
Total	745	669

Jan --- Oct Filings

599

2015

669

2016

Jan --- Oct Filings

	2015	2016	% Change	Trending
Civil	121	124	2.5%	▲
Criminal	160	189	18.1%	▲
Other	318	356	11.9%	▲
Total	599	669	11.7%	▲

	Jan	Feb	Mar	Apr	May	Jun	Jul	Aug	Sep	Oct	Nov	Dec	Thru Oct	% Change	Trending	Total
2015	40	70	62	66	40	53	66	55	54	93	34	112	599			745
2016	75	66	75	84	53	54	77	44	76	65	-	-	669	11.7%	▲	669

		Jan	Feb	Mar	Apr	May	Jun	Jul	Aug	Sep	Oct	Nov	Dec	Thru Oct	% Change	Trending	Total
Contested Divorce	2015	-	1	1	2	1	1	2	-	-	1	1	-	9			10
	2016	1	1	1	2	1	1	-	1	-	-	-	-	8	-11.1%	▼	8
Domestic and Family - Level 1	2015	-	2	2	4	-	6	1	3	-	2	-	1	20			21
	2016	-	-	-	2	2	1	-	6	-	2	-	-	13	-35.0%	▼	13
Domestic and Family - Level 2	2015	1	1	3	-	1	-	-	1	-	-	-	-	7			7
	2016	1	-	1	1	1	-	-	-	1	-	-	-	5	-28.6%	▼	5
General Civil - Level 2	2015	-	1	3	3	-	4	3	3	1	-	2	-	18			20
	2016	1	-	1	3	1	2	-	1	3	3	-	-	15	-16.7%	▼	15
General Civil - Level 3	2015	-	1	1	3	6	1	1	-	1	3	1	-	17			18
	2016	1	-	1	-	-	-	1	1	-	1	-	-	5	-70.6%	▼	5
Miscellaneous	2015	26	25	23	23	16	14	31	15	34	35	22	35	242			299
	2016	45	32	44	47	29	19	40	11	32	14	-	-	313	29.3%	▲	313
Misdemeanor	2015	2	10	8	6	3	5	3	10	3	8	1	-	58			59
	2016	4	6	3	6	2	4	9	5	9	2	-	-	50	-13.8%	▼	50
Non-Capital Felonies and Related Matters	2015	2	9	3	12	5	14	5	7	3	30	2	17	90			109
	2016	9	14	10	10	6	13	10	9	18	31	-	-	130	44.4%	▲	130
Other	2015	8	15	16	6	5	7	17	13	9	12	4	56	108			168
	2016	12	12	8	10	6	9	14	5	10	9	-	-	95	-12.0%	▼	95
Other Criminally Related Matters	2015	-	4	-	1	-	1	1	1	3	1	-	1	12			13
	2016	-	1	1	1	-	-	1	2	-	3	-	-	9	-25.0%	▼	9
Probates/Wills and Trusts - Lev	2016	-	-	-	1	-	-	-	-	-	-	-	-	1			1
Probates/Wills and Trusts - Level 2	2015	-	-	-	-	1	-	-	2	-	-	-	-	3			3
	2016	1	-	1	-	1	-	1	-	-	-	-	-	4	33.3%	▲	4
Uncontested Divorce	2015	1	1	2	6	2	-	2	-	-	1	1	2	15			18
	2016	-	-	4	1	4	5	1	3	3	-	-	-	21	40.0%	▲	21

Court: Orange Circuit

Start/End Date: Jan-15 / Oct-16

2015 Average Month: 151

Jan-Oct 2015: 1,416

Filings Trending: ▲

Circuit/Court ID: 16

216137


Type of Case: Filings

2016 Average Month:177

Jan-Oct 2016 : 1,769

Overall AVG. Month: 163

Monthly Summary

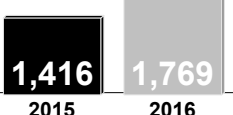


Jan 15-Oct 16

Totals

	2015	2016
Civil	386	296
Criminal	780	712
Other	640	761
Total	1,806	1,769

Jan --- Oct Filings



1,416 2015 1,769 2016

Jan --- Oct Filings

	2015	2016	% Change	Trending
Civil	310	296	-4.5%	▼
Criminal	642	712	10.9%	▲
Other	464	761	64.0%	▲
Total	1,416	1,769	24.9%	▲

	Jan	Feb	Mar	Apr	May	Jun	Jul	Aug	Sep	Oct	Nov	Dec	Thru Oct	% Change	Trending	Total
2015	140	97	211	132	187	101	160	86	178	124	208	182	1,416			1,806
2016	173	196	235	201	183	127	223	127	205	99	-	-	1,769	24.9%	▲	1,769

		Jan	Feb	Mar	Apr	May	Jun	Jul	Aug	Sep	Oct	Nov	Dec	Thru Oct	% Change	Trending	Total
Administrative Law	2015	-	1	-	-	1	-	-	-	-	-	2	-	2			4
Capital Murder	2016	-	-	-	1	-	-	-	-	-	-	-	-	1			1
Contested Divorce	2015	3	3	6	5	4	3	5	4	3	2	3	3	38			44
	2016	2	4	3	4	-	1	1	3	2	2	-	-	22	-42.1%	▼	22
Domestic and Family - Level 1	2015	4	4	1	5	-	1	6	-	4	-	7	1	25			33
	2016	1	6	5	-	1	1	4	9	3	1	-	-	31	24.0%	▲	31
Domestic and Family - Level 2	2015	2	-	2	4	1	3	2	1	1	-	3	-	16			19
	2016	1	-	-	2	1	3	1	1	-	-	-	-	9	-43.8%	▼	9
General Civil - Level 1	2015	-	-	-	-	-	-	1	1	1	-	1	-	3			4
	2016	-	-	-	-	-	-	-	-	-	1	-	-	1	-66.7%	▼	1
General Civil - Level 2	2015	5	3	5	4	6	4	8	3	3	5	9	9	46			64
	2016	3	3	2	6	4	4	4	3	9	1	-	-	39	-15.2%	▼	39
General Civil - Level 3	2015	2	5	7	1	3	-	3	3	4	2	1	2	30			33
	2016	5	4	3	2	10	4	-	7	2	2	-	-	39	30.0%	▲	39
Miscellaneous	2015	45	48	60	51	42	61	52	46	61	65	76	119	531			726
	2016	86	122	120	62	64	65	69	73	82	78	-	-	821	54.6%	▲	821
Misdemeanor	2015	13	1	24	12	22	4	22	8	30	3	24	7	139			170
	2016	10	12	14	8	16	5	30	3	18	2	-	-	118	-15.1%	▼	118
Non-Capital Felonies and Related Matters	2015	60	24	96	42	98	12	41	14	57	29	70	23	473			566
	2016	51	38	78	107	75	28	101	19	77	4	-	-	578	22.2%	▲	578
Other	2015	-	2	2	1	1	5	1	2	4	8	3	2	26			31
	2016	2	4	2	4	2	4	5	4	4	4	-	-	35	34.6%	▲	35
Other Criminally Related Matters	2015	-	3	3	-	5	-	12	-	5	4	6	8	32			46
	2016	5	1	1	-	4	3	-	-	1	-	-	-	15	-53.1%	▼	15
Probates/Wills and Trusts - Level 2	2015	-	-	-	1	-	1	-	2	-	1	-	1	5			6
	2016	1	-	1	1	1	1	2	1	1	1	-	-	10	100.0%	▲	10
Uncontested Divorce	2015	6	3	5	6	4	7	7	2	5	5	3	7	50			60
	2016	6	2	6	4	5	8	6	4	6	3	-	-	50	0.0%	↔	50

Court: Charlottesville Circuit

Start/End Date: Jan-15 / Oct-16

2015 Average Month: 126

Jan-Oct 2015: 1,262

Filings Trending: ▲

Circuit/Court ID: 16

216540


Type of Case: Filings

2016 Average Month:132

Jan-Oct 2016 : 1,321

Overall AVG. Month: 129

Monthly Summary



Jan 15-Oct 16

Totals

	2015	2016
Civil	414	383
Criminal	915	781
Other	180	157
Total	1,509	1,321

Jan --- Oct Filings

1,262

2015

1,321

2016

Jan --- Oct Filings

	2015	2016	% Change	Trending
Civil	346	383	10.7%	▲
Criminal	772	781	1.2%	▲
Other	144	157	9.0%	▲
Total	1,262	1,321	4.7%	▲

	Jan	Feb	Mar	Apr	May	Jun	Jul	Aug	Sep	Oct	Nov	Dec	Thru Oct	% Change	Trending	Total
2015	114	131	121	137	110	131	137	138	109	134	98	149	1,262			1,509
2016	105	164	149	117	103	148	118	150	123	144	-	-	1,321	4.7%	▲	1,321

		Jan	Feb	Mar	Apr	May	Jun	Jul	Aug	Sep	Oct	Nov	Dec	Thru Oct	% Change	Trending	Total
Administrative Law	2015	-	-	-	1	3	1	1	-	-	1	1	-	7			8
	2016	1	1	-	-	-	1	1	-	-	-	-	-	4	-42.9%	▼	4
Capital Murder	2015	-	-	-	-	-	1	-	-	-	-	-	-	1			1
	2016	1	1	5	2	2	2	2	2	1	-	2	3	18			23
Contested Divorce	2015	-	5	-	2	2	1	3	-	1	1	-	-	15	-16.7%	▼	15
	2016	4	3	2	4	1	6	3	-	2	4	2	5	29			36
Domestic and Family - Level 1	2015	4	5	4	1	5	-	5	2	4	7	-	-	37	27.6%	▲	37
	2016	3	2	1	1	1	2	1	3	2	3	-	3	19			22
Domestic and Family - Level 2	2015	1	2	3	3	5	1	5	-	6	4	-	-	30	57.9%	▲	30
	2016	1	2	-	2	-	-	2	2	-	3	-	1	12			13
General Civil - Level 1	2015	1	1	-	1	1	1	-	1	-	1	-	-	7	-41.7%	▼	7
	2016	6	15	12	6	8	7	4	5	5	14	5	6	82			93
General Civil - Level 2	2015	2	7	7	2	9	9	7	14	6	7	-	-	70	-14.6%	▼	70
	2016	5	7	5	4	5	4	5	3	5	4	3	3	47			53
General Civil - Level 3	2015	4	3	9	5	4	2	1	1	6	5	-	-	40	-14.9%	▼	40
	2016	26	21	20	20	20	18	28	27	28	18	21	40	226			287
Miscellaneous	2015	28	35	33	15	24	33	23	28	39	36	-	-	294	30.1%	▲	294
	2016	14	22	4	14	16	27	18	20	14	7	18	23	156			197
Misdemeanor	2015	19	22	22	22	11	26	21	27	17	25	-	-	212	35.9%	▲	212
	2016	47	54	64	76	51	52	61	62	45	70	41	56	582			679
Non-Capital Felonies and Related Matters	2015	41	76	60	56	36	62	48	71	35	53	-	-	538	-7.6%	▼	538
	2016	-	-	-	-	-	-	1	-	-	-	-	-	1			1
Other	2015	2	-	-	2	-	1	-	-	-	-	-	-	5	400.0%	▲	5
	2016	3	3	2	1	2	3	6	6	2	6	1	4	34			39
Other Criminally Related Matters	2015	2	2	4	6	3	4	3	3	4	2	-	-	33	-2.9%	▼	33
	2016	1	-	-	-	-	-	-	-	-	1	-	-	2			2
Probates/Wills and Trusts - Lev	2015	-	1	1	-	-	5	-	1	-	1	2	1	9			12
Probates/Wills and Trusts - Level 2	2015	-	1	1	1	1	1	-	1	-	1	-	-	7	-22.2%	▼	7
Uncontested Divorce	2015	3	-	5	6	1	3	5	7	5	2	2	4	37			43
	2016	-	4	6	1	2	6	1	2	5	2	-	-	29	-21.6%	▼	29

Court: Arlington Circuit

Start/End Date: Jan-15 / Oct-16

2015 Average Month: 804

Jan-Oct 2015: 7,735

Filings Trending: ▲

Circuit/Court ID: 17

217013


Type of Case: Filings

2016 Average Month:911

Jan-Oct 2016 : 9,112

Overall AVG. Month: 853

Monthly Summary

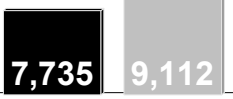


Jan 15-Oct 16

Totals

	2015	2016
Civil	2,408	2,097
Criminal	4,264	4,189
Other	2,975	2,826
Total	9,647	9,112

Jan --- Oct Filings



7,735 2015 9,112 2016

Jan --- Oct Filings

	2015	2016	% Change	Trending
Civil	1,990	2,097	5.4%	▲
Criminal	3,508	4,189	19.4%	▲
Other	2,237	2,826	26.3%	▲
Total	7,735	9,112	17.8%	▲

	Jan	Feb	Mar	Apr	May	Jun	Jul	Aug	Sep	Oct	Nov	Dec	Thru Oct	% Change	Trending	Total
2015	716	703	837	858	721	814	798	744	707	837	796	1,116	7,735			9,647
2016	843	825	781	875	943	973	945	1,047	865	1,015	-	-	9,112	17.8%	▲	9,112

		Jan	Feb	Mar	Apr	May	Jun	Jul	Aug	Sep	Oct	Nov	Dec	Thru Oct	% Change	Trending	Total
Administrative Law	2015	1	-	2	-	-	2	1	1	-	1	2	-	8			10
	2016	-	4	2	2	3	1	2	1	1	4	-	-	20	150.0%	▲	20
Contested Divorce	2015	14	8	18	30	13	24	20	16	21	18	18	21	182			221
	2016	12	22	23	16	20	20	21	21	13	16	-	-	184	1.1%	▲	184
Domestic and Family - Level 1	2015	8	11	7	10	6	4	7	22	15	3	9	15	93			117
	2016	16	2	13	10	10	10	8	11	4	8	-	-	92	-1.1%	▼	92
Domestic and Family - Level 2	2015	6	9	7	9	5	10	2	7	5	7	12	10	67			89
	2016	4	10	4	4	7	3	7	6	7	16	-	-	68	1.5%	▲	68
General Civil - Level 1	2015	1	2	5	2	2	2	2	-	4	2	-	3	22			25
	2016	3	3	2	4	3	3	2	3	1	1	-	-	25	13.6%	▲	25
General Civil - Level 2	2015	39	23	37	34	43	41	38	38	35	36	36	41	364			441
	2016	27	58	43	31	41	56	44	57	35	47	-	-	439	20.6%	▲	439
General Civil - Level 3	2015	8	9	17	7	14	9	12	12	8	15	9	8	111			128
	2016	7	9	13	14	2	11	12	25	5	5	-	-	103	-7.2%	▼	103
Miscellaneous	2015	160	148	130	161	131	142	163	159	148	151	178	274	1,493			1,945
	2016	179	184	175	140	142	171	197	185	165	170	-	-	1,708	14.4%	▲	1,708
Misdemeanor	2015	45	51	71	60	56	53	40	43	38	56	71	70	513			654
	2016	59	64	58	69	78	98	73	110	93	79	-	-	781	52.2%	▲	781
Non-Capital Felonies and Related Matters	2015	187	193	238	297	220	253	257	242	217	282	223	277	2,386			2,886
	2016	163	253	186	278	339	331	322	336	294	392	-	-	2,894	21.3%	▲	2,894
Other	2015	124	174	150	155	128	190	178	108	146	144	153	296	1,497			1,946
	2016	300	128	152	221	206	174	177	198	176	201	-	-	1,933	29.1%	▲	1,933
Other Criminally Related Matters	2015	86	49	114	43	66	47	40	59	37	78	50	72	619			741
	2016	41	63	70	56	51	55	50	61	31	44	-	-	522	-15.7%	▼	522
Probates/Wills and Trusts - Level 1	2015	-	1	2	2	6	2	4	2	2	1	1	1	22			24
	2016	4	1	5	2	2	1	1	-	1	-	-	-	17	-22.7%	▼	17
Probates/Wills and Trusts - Level 2	2015	8	5	11	13	9	7	5	8	7	9	8	9	82			99
	2016	8	11	13	8	11	9	9	11	11	10	-	-	101	23.2%	▲	101
Uncontested Divorce	2015	29	20	28	35	22	28	29	27	24	34	26	19	276			321
	2016	20	13	22	20	28	30	20	22	28	22	-	-	225	-18.5%	▼	225

Court: Fauquier Circuit

Start/End Date: Jan-15 / Oct-16

2015 Average Month: 298

Jan-Oct 2015: 2,666

Filings Trending: ▲

Circuit/Court ID: 20

220061

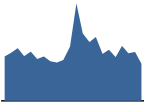
Type of Case: Filings

2016 Average Month:312

Jan-Oct 2016 : 3,122

Overall AVG. Month: 304

Monthly Summary



Jan 15-Oct 16

Totals

	2015	2016
Civil	791	704
Criminal	959	907
Other	1,826	1,511
Total	3,576	3,122

Jan --- Oct Filings

2,666

2015

3,122

2016

Jan --- Oct Filings

	2015	2016	% Change	Trending
Civil	646	704	9.0%	▲
Criminal	777	907	16.7%	▲
Other	1,243	1,511	21.6%	▲
Total	2,666	3,122	17.1%	▲

	Jan	Feb	Mar	Apr	May	Jun	Jul	Aug	Sep	Oct	Nov	Dec	Thru Oct	% Change	Trending	Total
2015	266	290	317	269	295	250	267	238	229	245	326	584	2,666			3,576
2016	405	353	384	282	306	263	329	285	293	222	-	-	3,122	17.1%	▲	3,122

		Jan	Feb	Mar	Apr	May	Jun	Jul	Aug	Sep	Oct	Nov	Dec	Thru Oct	% Change	Trending	Total
Administrative Law	2015	-	-	-	-	-	-	-	2	-	-	-	1	2			3
	2016	-	1	-	1	-	-	-	-	2	-	-	-	4	100.0%	▲	4
Contested Divorce	2015	5	7	3	4	5	7	2	3	8	4	4	4	48			56
	2016	4	5	7	7	6	9	8	4	5	6	-	-	61	27.1%	▲	61
Domestic and Family - Level 1	2015	3	3	-	-	5	7	8	1	2	6	4	-	35			39
	2016	3	3	3	3	2	1	6	1	1	3	-	-	26	-25.7%	▼	26
Domestic and Family - Level 2	2015	1	3	5	3	4	2	3	3	2	-	2	4	26			32
	2016	1	6	3	2	8	-	2	5	2	-	-	-	29	11.5%	▲	29
General Civil - Level 1	2015	1	-	2	2	1	1	-	1	-	-	-	1	8			9
	2016	1	3	3	-	1	-	1	1	2	1	-	-	13	62.5%	▲	13
General Civil - Level 2	2015	7	15	20	11	14	14	12	11	11	11	8	10	126			144
	2016	12	9	13	14	18	9	9	18	18	6	-	-	126	0.0%	↔	126
General Civil - Level 3	2015	1	3	1	7	6	2	3	4	1	5	7	7	33			47
	2016	2	7	5	6	7	4	4	3	4	3	-	-	45	36.4%	▲	45
Miscellaneous	2015	104	127	129	109	106	110	106	115	102	100	137	253	1,108			1,498
	2016	208	209	175	121	102	103	136	119	117	121	-	-	1,411	27.3%	▲	1,411
Misdemeanor	2015	14	22	17	14	33	17	19	13	12	23	33	25	184			242
	2016	21	18	39	18	29	26	38	30	34	24	-	-	277	50.5%	▲	277
Non-Capital Felonies and Related Matters	2015	90	53	80	65	67	24	52	39	38	46	81	32	554			667
	2016	101	54	87	43	80	31	70	42	47	30	-	-	585	5.6%	▲	585
Other	2015	25	38	39	41	35	54	40	32	40	32	28	229	376			633
	2016	37	19	27	36	33	62	34	40	44	16	-	-	348	-7.4%	▼	348
Other Criminally Related Matters	2015	7	1	4	2	5	4	5	3	2	6	9	3	39			51
	2016	4	3	5	5	8	6	6	6	3	1	-	-	47	20.5%	▲	47
Probates/Wills and Trusts - Level 1	2015	-	-	1	1	-	-	-	-	-	-	-	-	2			2
	2016	-	-	-	-	-	-	1	-	-	-	-	-	1	-50.0%	▼	1
Probates/Wills and Trusts - Level 2	2015	2	4	-	5	1	2	1	-	-	2	-	-	17			17
	2016	1	2	-	2	-	5	-	-	1	2	-	-	13	-23.5%	▼	13
Protective Orders	2015	1	1	1	-	-	1	2	1	1	1	1	-	9			10
	2016	-	2	2	3	-	2	3	1	-	-	-	-	13	44.4%	▲	13
Uncontested Divorce	2015	5	13	15	5	13	5	14	10	10	9	12	15	99			126
	2016	10	12	15	21	12	5	11	15	13	9	-	-	123	24.2%	▲	123

Court: Loudoun Circuit

Start/End Date: Jan-15 / Oct-16

2015 Average Month: 879

Jan-Oct 2015: 8,400

Filings Trending: ▲

Circuit/Court ID: 20

220107


Type of Case: Filings

2016 Average Month:893

Jan-Oct 2016 : 8,927

Overall AVG. Month: 885

Monthly Summary



Jan 15-Oct 16

Totals

	2015	2016
Civil	4,425	3,692
Criminal	2,541	1,920
Other	3,577	3,315
Total	10,543	8,927

Jan --- Oct Filings

8,400

2015

8,927

2016

Jan --- Oct Filings

	2015	2016	% Change	Trending
Civil	3,708	3,692	-	↔
Criminal	2,142	1,920	-10.4%	▼
Other	2,550	3,315	30.0%	▲
Total	8,400	8,927	6.3%	▲

	Jan	Feb	Mar	Apr	May	Jun	Jul	Aug	Sep	Oct	Nov	Dec	Thru Oct	% Change	Trending	Total
2015	785	748	797	883	816	880	928	859	863	841	900	1,243	8,400			10,543
2016	953	941	1,029	835	831	949	781	948	862	798	-	-	8,927	6.3%	▲	8,927

		Jan	Feb	Mar	Apr	May	Jun	Jul	Aug	Sep	Oct	Nov	Dec	Thru Oct	% Change	Trending	Total
Administrative Law	2015	8	3	4	1	1	5	6	5	-	2	3	1	35			39
	2016	1	1	1	3	-	-	3	2	1	4	-	-	16	-54.3%	▼	16
Capital Murder	2015	-	5	-	-	-	-	-	-	-	-	-	-	5			5
	2016	17	18	23	23	21	12	35	22	17	24	27	18	212			257
Contested Divorce	2015	21	29	19	20	12	27	13	22	21	24	-	-	208	-1.9%	▼	208
	2016	32	24	27	20	30	19	22	8	33	18	20	43	233			296
Domestic and Family - Level 1	2015	10	15	19	15	8	16	20	13	17	15	-	-	148	-36.5%	▼	148
	2016	13	8	15	15	15	13	11	12	7	16	11	9	125			145
Domestic and Family - Level 2	2015	15	7	12	9	15	12	11	12	7	14	-	-	114	-8.8%	▼	114
	2016	-	3	-	4	4	1	1	4	2	1	1	3	20			24
General Civil - Level 1	2015	2	-	6	-	1	3	2	3	5	2	-	-	24	20.0%	▲	24
	2016	22	46	46	56	54	48	53	43	42	45	49	38	455			542
General Civil - Level 2	2015	36	49	42	47	59	47	51	55	43	43	-	-	472	3.7%	▲	472
	2016	24	18	30	28	32	33	29	21	31	30	18	32	276			326
General Civil - Level 3	2015	33	45	57	29	41	46	22	28	29	40	-	-	370	34.1%	▲	370
	2016	394	379	372	404	362	405	433	414	411	402	502	839	3,976			5,317
Miscellaneous	2015	560	519	503	458	421	500	408	460	448	428	-	-	4,705	18.3%	▲	4,705
	2016	39	40	37	55	36	42	45	44	45	52	40	45	435			520
Misdemeanor	2015	31	36	60	47	23	36	22	47	39	43	-	-	384	-11.7%	▼	384
	2016	119	101	111	132	121	154	155	121	140	134	136	131	1,288			1,555
Non-Capital Felonies and Related Matters	2015	105	100	163	78	131	121	87	128	96	80	-	-	1,089	-15.5%	▼	1,089
	2016	23	9	39	25	22	42	17	37	-	1	1	1	215			217
Other	2015	26	41	31	15	17	33	22	44	34	18	-	-	281	30.7%	▲	281
	2016	29	34	31	43	50	32	41	53	55	51	21	26	419			466
Other Criminally Related Matters	2015	48	48	55	43	26	41	57	42	43	47	-	-	450	7.4%	▲	450
	2016	-	-	-	-	1	-	1	-	2	-	2	1	4			7
Probates/Wills and Trusts - Level 1	2015	-	-	2	-	1	1	-	3	1	-	-	-	8	100.0%	▲	8
	2016	8	8	7	13	5	13	9	11	6	7	9	1	87			97
Probates/Wills and Trusts - Level 2	2015	8	5	6	7	12	9	3	12	7	9	-	-	78	-10.3%	▼	78
	2016	57	52	55	64	62	61	70	64	72	58	60	55	615			730
Uncontested Divorce	2015	57	46	53	64	64	57	60	77	71	31	-	-	580	-5.7%	▼	580
	2016																

Court: Rappahannock Circuit

Start/End Date: Jan-15 / Oct-16

2015 Average Month: 36

Jan-Oct 2015: 348

Filings Trending: ▲

Circuit/Court ID: 20

220157


Type of Case: Filings

2016 Average Month:38

Jan-Oct 2016 : 375

Overall AVG. Month: 37

Monthly Summary



Jan 15-Oct 16

Totals

	2015	2016
Civil	95	94
Criminal	93	73
Other	248	208
Total	436	375

Jan --- Oct Filings

348

2015

375

2016

Jan --- Oct Filings

	2015	2016	% Change	Trending
Civil	80	94	17.5%	▲
Criminal	84	73	-13.1%	▼
Other	184	208	13.0%	▲
Total	348	375	7.8%	▲

	Jan	Feb	Mar	Apr	May	Jun	Jul	Aug	Sep	Oct	Nov	Dec	Thru Oct	% Change	Trending	Total
2015	31	29	45	29	38	37	39	24	39	37	28	60	348			436
2016	43	45	41	59	34	26	39	31	34	23	-	-	375	7.8%	▲	375

		Jan	Feb	Mar	Apr	May	Jun	Jul	Aug	Sep	Oct	Nov	Dec	Thru Oct	% Change	Trending	Total
Contested Divorce	2015	1	1	-	-	1	-	-	1	1	-	-	-	5			5
	2016	2	-	1	1	2	1	-	1	-	1	-	-	9	80.0%	▲	9
Domestic and Family - Level 1	2015	-	-	-	1	-	-	-	4	-	-	2	-	5			7
	2016	-	-	-	-	-	2	-	2	-	-	-	-	4	-20.0%	▼	4
Domestic and Family - Level 2	2015	-	-	-	-	3	1	-	-	-	-	-	-	4			4
	2016	-	-	3	1	-	1	-	1	1	-	-	-	7	75.0%	▲	7
General Civil - Level 2	2015	-	-	6	2	-	2	-	1	3	-	1	4	14			19
	2016	-	3	2	-	-	1	-	2	2	1	-	-	11	-21.4%	▼	11
General Civil - Level 3	2015	2	-	-	2	1	1	-	-	2	2	-	3	10			13
	2016	-	1	2	1	-	2	1	-	2	-	-	-	9	-10.0%	▼	9
Miscellaneous	2015	9	13	14	10	10	14	13	12	15	21	13	31	131			175
	2016	24	30	18	11	18	8	16	15	20	15	-	-	175	33.6%	▲	175
Misdemeanor	2015	4	2	2	2	-	3	7	-	3	3	2	1	26			29
	2016	2	3	1	4	3	-	3	3	1	-	-	-	20	-23.1%	▼	20
Non-Capital Felonies and Related Matters	2015	8	2	11	5	12	-	10	1	2	3	5	1	54			60
	2016	9	1	2	33	2	1	2	-	2	-	-	-	52	-3.7%	▼	52
Other	2015	6	7	10	5	7	11	7	5	10	7	5	18	75			98
	2016	6	5	10	7	8	10	15	7	6	5	-	-	79	5.3%	▲	79
Other Criminally Related Matters	2015	-	-	1	-	1	-	2	-	-	-	-	-	4			4
	2016	-	-	-	-	1	-	-	-	-	-	-	-	1	-75.0%	▼	1
Probates/Wills and Trusts - Lev	2016	-	-	-	-	-	-	-	-	-	1	-	-	1			1
Probates/Wills and Trusts - Lev	2015	1	-	-	1	-	1	-	-	-	-	-	-	3			3
Uncontested Divorce	2015	-	4	1	1	3	4	-	-	3	1	-	2	17			19
	2016	-	2	2	1	-	-	2	-	-	-	-	-	7	-58.8%	▼	7



Court: Henry Circuit

Start/End Date: Jan-15 / Oct-16

2015 Average Month: 308

Jan-Oct 2015: 3,118

Filings Trending: ▲

Circuit/Court ID: 21

221089


Type of Case: Filings

2016 Average Month:384

Jan-Oct 2016 : 3,839

Overall AVG. Month: 343

Monthly Summary




Jan 15-Oct 16

Totals

	2015	2016
Civil	748	675
Criminal	1,701	1,705
Other	1,248	1,459
Total	3,697	3,839

Jan --- Oct Filings



20152016

Jan --- Oct Filings

	2015	2016	% Change	Trending
Civil	640	675	5.5%	▲
Criminal	1,392	1,705	22.5%	▲
Other	1,086	1,459	34.3%	▲
Total	3,118	3,839	23.1%	▲

	Jan	Feb	Mar	Apr	May	Jun	Jul	Aug	Sep	Oct	Nov	Dec	Thru Oct	% Change	Trending	Total
2015	364	294	408	320	291	287	281	239	327	307	305	274	3,118			3,697
2016	412	503	554	379	345	219	414	374	374	265	-	-	3,839	23.1%	▲	3,839

		Jan	Feb	Mar	Apr	May	Jun	Jul	Aug	Sep	Oct	Nov	Dec	Thru Oct	% Change	Trending	Total
Administrative Law	2015	-	-	-	1	-	-	-	-	-	-	-	-	1			1
Contested Divorce	2015	7	12	9	9	12	9	6	5	9	3	5	8	81			94
	2016	2	8	11	8	6	10	5	9	4	12	-	-	75	-7.4%	▼	75
Domestic and Family - Level 1	2015	2	6	5	1	1	4	6	4	4	1	7	-	34			41
	2016	3	9	2	3	6	3	1	6	8	3	-	-	44	29.4%	▲	44
Domestic and Family - Level 2	2015	1	3	1	-	1	3	1	1	2	-	2	-	13			15
	2016	2	4	-	1	2	-	4	3	-	3	-	-	19	46.2%	▲	19
General Civil - Level 1	2015	-	-	1	1	2	-	-	-	-	-	1	1	4			6
	2016	-	-	-	-	-	-	-	1	2	-	-	-	3	-25.0%	▼	3
General Civil - Level 2	2015	9	4	6	9	8	1	3	7	5	17	6	11	69			86
	2016	7	7	4	5	6	8	4	1	8	3	-	-	53	-23.2%	▼	53
General Civil - Level 3	2015	1	7	9	5	8	1	3	5	5	7	2	2	51			55
	2016	10	16	5	5	3	5	5	7	7	6	-	-	69	35.3%	▲	69
Miscellaneous	2015	125	114	90	115	64	61	83	41	124	88	73	97	905			1,075
	2016	189	200	157	206	104	66	167	113	113	109	-	-	1,424	57.3%	▲	1,424
Misdemeanor	2015	46	18	65	38	34	39	32	47	35	43	53	53	397			503
	2016	43	75	49	30	53	33	30	69	36	35	-	-	453	14.1%	▲	453
Non-Capital Felonies and Related Matters	2015	147	58	138	105	114	42	75	90	85	71	118	69	925			1,112
	2016	122	115	275	62	113	50	138	104	131	54	-	-	1,164	25.8%	▲	1,164
Other	2015	14	37	41	17	25	103	36	12	38	45	12	15	368			395
	2016	17	39	28	17	20	19	32	29	36	18	-	-	255	-30.7%	▼	255
Other Criminally Related Matters	2015	2	7	16	1	8	7	5	8	6	13	13	4	73			90
	2016	6	8	9	11	13	10	10	6	6	11	-	-	90	23.3%	▲	90
Probates/Wills and Trusts - Level 1	2015	-	-	1	1	1	-	-	-	-	-	-	-	3			3
	2016	-	2	1	-	-	-	-	1	-	-	-	-	4	33.3%	▲	4
Probates/Wills and Trusts - Level 2	2015	1	1	3	1	3	1	5	2	2	4	-	-	23			23
	2016	1	2	1	7	2	2	7	5	5	1	-	-	33	43.5%	▲	33
Protective Orders	2015	-	-	-	-	-	-	-	-	-	-	-	1	0			1
	2016	-	-	-	-	-	-	-	1	-	-	-	-	1	0.0%	↔	1
Uncontested Divorce	2015	9	27	23	16	10	16	26	17	12	15	13	13	171			197
	2016	10	18	12	24	17	13	11	19	18	10	-	-	152	-11.1%	▼	152

Court: Patrick Circuit

Start/End Date: Jan-15 / Oct-16

2015 Average Month: 110

Jan-Oct 2015: 1,137

Filings Trending: ▲

Circuit/Court ID: 21

221141

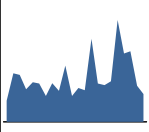
Type of Case: Filings

2016 Average Month:161

Jan-Oct 2016 : 1,605

Overall AVG. Month: 133

Monthly Summary



Jan 15-Oct 16

Totals

	2015	2016
Civil	255	200
Criminal	651	888
Other	409	517
Total	1,315	1,605

Jan --- Oct Filings

1,137

2015

1,605

2016

Jan --- Oct Filings

	2015	2016	% Change	Trending
Civil	222	200	-9.9%	▼
Criminal	573	888	55.0%	▲
Other	342	517	51.2%	▲
Total	1,137	1,605	41.2%	▲

	Jan	Feb	Mar	Apr	May	Jun	Jul	Aug	Sep	Oct	Nov	Dec	Thru Oct	% Change	Trending	Total
2015	63	146	141	98	119	115	77	116	93	169	77	101	1,137			1,315
2016	95	249	115	110	122	306	205	212	108	83	-	-	1,605	41.2%	▲	1,605

		Jan	Feb	Mar	Apr	May	Jun	Jul	Aug	Sep	Oct	Nov	Dec	Thru Oct	% Change	Trending	Total
Capital Murder	2016	-	-	-	-	-	-	-	1	-	-	-	-	1			1
Contested Divorce	2015	4	1	1	1	1	4	4	3	1	1	2	3	21			26
	2016	-	2	3	-	4	-	1	1	2	3	-	-	16	-23.8%	▼	16
Domestic and Family - Level 1	2015	1	6	-	-	2	1	2	-	1	2	1	-	15			16
	2016	-	3	-	-	1	2	1	1	-	-	-	-	8	-46.7%	▼	8
Domestic and Family - Level 2	2015	-	1	-	3	1	1	-	-	-	-	-	1	6			7
	2016	-	-	1	1	-	1	-	1	-	-	-	-	4	-33.3%	▼	4
General Civil - Level 1	2015	1	-	-	1	-	-	-	-	-	-	-	-	2			2
General Civil - Level 2	2015	4	1	1	2	-	2	1	1	1	2	-	1	15			16
	2016	-	2	-	-	1	2	2	-	-	2	-	-	9	-40.0%	▼	9
General Civil - Level 3	2015	5	2	1	2	-	3	3	2	4	1	2	3	23			28
	2016	2	5	2	4	4	-	1	2	3	2	-	-	25	8.7%	▲	25
Miscellaneous	2015	10	64	56	31	44	54	9	85	15	48	36	36	416			488
	2016	36	128	52	34	51	53	74	63	43	45	-	-	579	39.2%	▲	579
Misdemeanor	2015	5	11	33	20	18	11	14	7	17	29	9	11	165			185
	2016	9	25	22	13	11	15	8	31	4	9	-	-	147	-10.9%	▼	147
Non-Capital Felonies and Related Matters	2015	16	45	41	14	36	33	16	15	48	47	9	38	311			358
	2016	35	66	28	33	43	229	108	86	52	12	-	-	692	122.5%	▲	692
Other	2016	-	-	-	-	-	-	2	-	-	1	-	-	3			3
Other Criminally Related Matters	2015	11	8	-	10	14	-	23	1	-	30	9	2	97			108
	2016	2	11	-	17	1	-	1	18	-	-	-	-	50	-48.5%	▼	50
Probates/Wills and Trusts - Lev	2015	-	-	-	-	-	-	-	-	-	-	1	-	0			1
Probates/Wills and Trusts - Level 2	2015	-	-	-	2	-	-	1	-	-	2	-	1	5	0.0%	↔	6
	2016	-	-	1	-	2	-	3	1	3	2	-	-	12	140.0%	▲	12
Protective Orders	2015	-	-	-	1	-	-	-	-	-	-	-	-	1			1
Uncontested Divorce	2015	6	7	8	11	3	6	4	2	6	7	8	5	60			73
	2016	11	7	6	8	4	4	4	7	1	7	-	-	59	-1.7%	▼	59

Court: Martinsville Circuit

Start/End Date: Jan-15 / Oct-16

2015 Average Month: 146

Jan-Oct 2015: 1,488

Filings Trending: ▼

Circuit/Court ID: 21

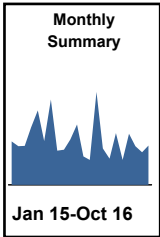
221690

Type of Case: Filings

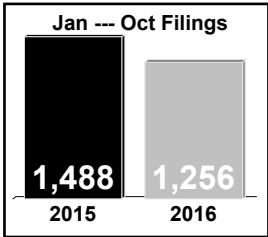
2016 Average Month:126

Jan-Oct 2016 : 1,256

Overall AVG. Month: 137



Totals		
	2015	2016
Civil	268	138
Criminal	1,258	908
Other	228	210
Total	1,754	1,256



Jan --- Oct Filings				
	2015	2016	% Change	Trending
Civil	242	138	-43.0%	▼
Criminal	1,051	908	-13.6%	▼
Other	195	210	7.7%	▲
Total	1,488	1,256	-15.6%	▼

	Jan	Feb	Mar	Apr	May	Jun	Jul	Aug	Sep	Oct	Nov	Dec	Thru Oct	% Change	Trending	Total
2015	130	116	117	172	223	131	256	102	105	136	181	85	1,488			1,754
2016	75	279	109	78	155	75	153	116	98	118	-	-	1,256	-15.6%	▼	1,256

		Jan	Feb	Mar	Apr	May	Jun	Jul	Aug	Sep	Oct	Nov	Dec	Thru Oct	% Change	Trending	Total
Administrative Law	2015	-	-	-	-	-	-	1	-	-	-	-	-	1			1
	2016	-	-	-	-	-	-	-	-	1	-	-	-	1	0.0%	↔	1
Contested Divorce	2015	1	2	1	4	3	2	3	2	-	4	1	-	22			23
	2016	1	2	3	2	1	-	3	-	4	-	-	-	16	-27.3%	▼	16
Domestic and Family - Level 1	2015	-	1	2	1	-	6	-	-	-	8	-	4	18			22
	2016	-	-	-	-	3	-	-	4	-	1	-	-	8	-55.6%	▼	8
Domestic and Family - Level 2	2015	-	1	-	-	-	-	-	-	-	2	1	-	3			4
	2016	5	1	-	-	-	-	1	-	-	-	-	-	7	133.3%	▲	7
General Civil - Level 1	2015	3	-	2	-	1	-	1	-	1	-	-	-	8			8
	2016	-	-	-	-	-	-	-	1	-	1	-	-	2	-75.0%	▼	2
General Civil - Level 2	2015	3	2	1	5	-	2	1	3	7	1	1	2	25			28
	2016	1	2	1	2	1	1	3	2	3	3	-	-	19	-24.0%	▼	19
General Civil - Level 3	2015	1	1	1	-	1	-	1	-	-	4	-	2	9			11
	2016	1	2	-	2	2	1	2	1	-	3	-	-	14	55.6%	▲	14
Miscellaneous	2015	15	11	15	9	11	16	25	19	13	18	14	16	152			182
	2016	15	10	25	10	13	11	12	18	13	11	-	-	138	-9.2%	▼	138
Misdemeanor	2015	23	12	17	27	22	18	100	29	19	27	40	15	294			349
	2016	9	28	16	9	18	7	16	31	17	23	-	-	174	-40.8%	▼	174
Non-Capital Felonies and Related Matters	2015	55	67	32	83	167	67	96	29	48	52	110	35	696			841
	2016	26	208	49	34	105	42	103	47	46	52	-	-	712	2.3%	▲	712
Other	2015	18	8	15	21	9	11	10	14	9	10	9	7	125			141
	2016	11	16	5	15	6	8	10	12	6	18	-	-	107	-14.4%	▼	107
Other Criminally Related Matters	2015	8	4	19	11	3	3	5	2	5	2	4	3	62			69
	2016	1	6	5	2	-	1	1	-	2	5	-	-	23	-62.9%	▼	23
Probates/Wills and Trusts - Level 2	2015	1	-	-	1	1	2	2	-	1	-	-	-	8			8
	2016	1	2	1	-	1	1	-	-	1	-	-	-	7	-12.5%	▼	7
Uncontested Divorce	2015	2	7	12	10	5	4	11	4	2	8	1	1	65			67
	2016	4	2	4	2	5	3	2	-	5	1	-	-	28	-56.9%	▼	28

Court: Franklin County Circuit

Start/End Date: Jan-15 / Oct-16

2015 Average Month: 315

Jan-Oct 2015: 3,054

Filings Trending: ▲

Circuit/Court ID: 22

222067


Type of Case: Filings

2016 Average Month:323

Jan-Oct 2016 : 3,230

Overall AVG. Month: 319

Monthly Summary



Jan 15-Oct 16

Totals

	2015	2016
Civil	822	583
Criminal	1,861	1,533
Other	1,096	1,114
Total	3,779	3,230

Jan --- Oct Filings

3,054

3,230

2015

2016

Jan --- Oct Filings

	2015	2016	% Change	Trending
Civil	679	583	-14.1%	▼
Criminal	1,549	1,533	-1.0%	▼
Other	826	1,114	34.9%	▲
Total	3,054	3,230	5.8%	▲

	Jan	Feb	Mar	Apr	May	Jun	Jul	Aug	Sep	Oct	Nov	Dec	Thru Oct	% Change	Trending	Total
2015	286	219	418	308	355	272	238	326	372	260	337	388	3,054			3,779
2016	353	338	579	299	235	322	255	340	287	222	-	-	3,230	5.8%	▲	3,230

		Jan	Feb	Mar	Apr	May	Jun	Jul	Aug	Sep	Oct	Nov	Dec	Thru Oct	% Change	Trending	Total
Administrative Law	2015	-	-	2	-	-	-	-	-	-	-	-	-	2			2
	2016	-	-	-	-	-	-	-	1	-	-	-	-	1	-50.0%	▼	1
Capital Murder	2015	-	2	-	-	-	-	-	-	-	-	-	-	2			2
	2016	8	9	7	8	5	10	5	5	5	6	6	2	68			76
Contested Divorce	2015	5	11	5	8	5	9	2	4	8	6	-	-	63	-7.4%	▼	63
	2016	12	10	13	8	6	10	5	17	15	8	5	32	104			141
Domestic and Family - Level 1	2015	2	5	4	22	5	7	11	7	10	8	-	-	81	-22.1%	▼	81
	2016	1	-	2	3	4	1	2	3	-	3	2	-	19			21
Domestic and Family - Level 2	2015	3	5	2	4	-	2	1	8	-	1	-	-	26	36.8%	▲	26
	2016	-	-	1	-	1	-	1	-	1	-	1	-	4			5
General Civil - Level 1	2015	-	-	1	-	-	-	-	1	-	-	-	-	2	-50.0%	▼	2
	2016	5	9	5	6	11	11	5	12	6	6	8	8	76			92
General Civil - Level 2	2015	5	3	8	11	11	10	8	1	12	9	-	-	78	2.6%	▲	78
	2016	2	5	3	4	9	8	12	11	14	5	7	15	73			95
General Civil - Level 3	2015	1	3	1	6	6	2	3	7	5	8	-	-	42	-42.5%	▼	42
	2016	102	84	109	107	81	65	89	113	135	104	98	199	989			1,286
Miscellaneous	2015	183	172	145	82	83	105	116	137	128	112	-	-	1,263	27.7%	▲	1,263
	2016	33	30	91	51	74	19	35	45	50	30	41	42	458			541
Misdemeanor	2015	53	44	97	73	44	44	30	49	40	31	-	-	505	10.3%	▲	505
	2016	112	56	153	100	140	133	62	96	119	76	148	66	1,047			1,261
Non-Capital Felonies and Related Matters	2015	80	78	295	71	65	125	62	95	66	35	-	-	972	-7.2%	▼	972
	2016	-	-	1	2	2	1	-	-	1	1	1	-	8			9
Other	2015	1	-	-	1	-	-	-	3	-	2	-	-	7	-12.5%	▼	7
	2016	1	3	5	1	3	1	10	7	4	8	5	10	43			58
Other Criminally Related Matters	2015	5	4	2	7	5	8	8	9	7	2	-	-	57	32.6%	▲	57
	2016	-	-	-	1	1	1	-	-	-	-	-	-	3			3
Probates/Wills and Trusts - Level 1	2015	-	-	-	-	-	-	-	1	1	-	-	-	2	-33.3%	▼	2
	2016	-	-	3	1	-	1	1	1	2	2	1	1	11			13
Probates/Wills and Trusts - Level 2	2015	3	1	-	2	-	-	-	2	2	-	-	-	10	-9.1%	▼	10
	2016	-	-	-	-	-	-	1	1	-	-	-	-	2			2
Protective Orders	2015	10	11	23	16	18	11	11	16	20	11	14	13	147			174
	2016	12	12	19	12	11	10	13	14	8	8	-	-	119	-19.0%	▼	119

Court: Pittsylvania Circuit

Start/End Date: Jan-15 / Oct-16

2015 Average Month: 311

Jan-Oct 2015: 3,052

Filings Trending: ▲

Circuit/Court ID: 22

222143


Type of Case: Filings

2016 Average Month:383

Jan-Oct 2016 : 3,832

Overall AVG. Month: 344

Monthly Summary

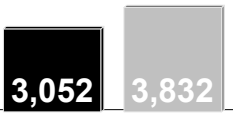


Jan 15-Oct 16

Totals

	2015	2016
Civil	696	605
Criminal	1,342	1,249
Other	1,695	1,978
Total	3,733	3,832

Jan --- Oct Filings



3,052 2015 3,832 2016

Jan --- Oct Filings

	2015	2016	% Change	Trending
Civil	623	605	-2.9%	▼
Criminal	1,113	1,249	12.2%	▲
Other	1,316	1,978	50.3%	▲
Total	3,052	3,832	25.6%	▲

	Jan	Feb	Mar	Apr	May	Jun	Jul	Aug	Sep	Oct	Nov	Dec	Thru Oct	% Change	Trending	Total
2015	233	355	317	344	203	263	267	338	390	342	319	362	3,052			3,733
2016	423	561	490	371	305	370	235	450	270	357	-	-	3,832	25.6%	▲	3,832

		Jan	Feb	Mar	Apr	May	Jun	Jul	Aug	Sep	Oct	Nov	Dec	Thru Oct	% Change	Trending	Total
Administrative Law	2015	-	-	-	-	1	-	-	1	-	1	-	-	3			3
	2016	-	-	-	-	1	-	1	-	-	-	-	-	2	-33.3%	▼	2
Capital Murder	2015	-	-	-	-	-	-	-	-	-	-	-	1	0			1
	2016	-	-	-	-	1	1	-	-	-	-	-	-	2	0.0%	↔	2
Contested Divorce	2015	3	5	6	7	5	5	7	10	9	6	3	4	63			70
	2016	4	4	8	1	4	4	6	15	6	5	-	-	57	-9.5%	▼	57
Domestic and Family - Level 1	2015	2	5	17	2	1	6	5	14	29	9	10	1	90			101
	2016	6	35	23	6	18	2	13	11	3	3	-	-	120	33.3%	▲	120
Domestic and Family - Level 2	2015	1	1	-	2	-	-	4	3	1	9	4	1	21			26
	2016	2	2	1	1	-	1	4	4	2	3	-	-	20	-4.8%	▼	20
General Civil - Level 1	2015	-	2	1	-	-	-	-	-	1	2	-	1	6			7
	2016	-	1	-	-	-	-	-	-	-	-	-	-	1	-83.3%	▼	1
General Civil - Level 2	2015	4	11	4	7	5	5	5	3	7	4	1	6	55			62
	2016	-	4	6	5	9	6	2	5	7	5	-	-	49	-10.9%	▼	49
General Civil - Level 3	2015	-	19	7	2	2	8	10	8	8	4	2	3	68			73
	2016	4	3	6	4	1	3	3	1	2	4	-	-	31	-54.4%	▼	31
Miscellaneous	2015	111	103	137	102	90	93	113	134	167	151	137	218	1,201			1,556
	2016	269	321	243	157	142	117	127	184	122	162	-	-	1,844	53.5%	▲	1,844
Misdemeanor	2015	13	42	18	48	16	31	19	33	31	39	27	22	290			339
	2016	30	29	27	28	29	23	9	25	33	26	-	-	259	-10.7%	▼	259
Non-Capital Felonies and Related Matters	2015	53	103	79	124	34	69	58	79	95	79	97	70	773			940
	2016	44	97	118	131	55	174	25	150	51	94	-	-	939	21.5%	▲	939
Other	2015	28	40	28	31	23	31	24	26	26	24	18	24	281			323
	2016	50	43	27	25	28	26	19	30	22	29	-	-	299	6.4%	▲	299
Other Criminally Related Matters	2015	8	3	6	5	10	1	5	6	2	6	8	4	52			64
	2016	7	7	9	2	5	2	3	8	4	8	-	-	55	5.8%	▲	55
Probates/Wills and Trusts - Level 1	2015	-	-	-	-	-	-	-	-	1	-	-	-	1			1
	2016	-	-	-	-	-	-	-	-	1	-	-	-	1	0.0%	↔	1
Probates/Wills and Trusts - Level 2	2015	-	1	4	1	1	2	1	2	-	2	-	2	14			16
	2016	-	2	2	1	2	2	3	-	-	3	-	-	15	7.1%	▲	15
Uncontested Divorce	2015	10	20	10	13	15	12	16	19	13	6	12	5	134			151
	2016	7	13	20	10	10	9	20	17	17	15	-	-	138	3.0%	▲	138

Court: Danville Circuit

Start/End Date: Jan-15 / Oct-16

2015 Average Month: 331

Jan-Oct 2015: 3,303

Filings Trending: ▲

Circuit/Court ID: 22

222590


Type of Case: Filings

2016 Average Month:380

Jan-Oct 2016 : 3,804

Overall AVG. Month: 354

Monthly Summary



Jan 15-Oct 16

Totals

	2015	2016
Civil	641	576
Criminal	2,926	2,646
Other	406	582
Total	3,973	3,804

Jan --- Oct Filings

3,303

2015

3,804

2016

Jan --- Oct Filings

	2015	2016	% Change	Trending
Civil	530	576	8.7%	▲
Criminal	2,426	2,646	9.1%	▲
Other	347	582	67.7%	▲
Total	3,303	3,804	15.2%	▲

	Jan	Feb	Mar	Apr	May	Jun	Jul	Aug	Sep	Oct	Nov	Dec	Thru Oct	% Change	Trending	Total
2015	232	264	376	405	259	366	273	507	221	400	340	330	3,303			3,973
2016	413	427	445	369	277	448	258	551	328	288	-	-	3,804	15.2%	▲	3,804

		Jan	Feb	Mar	Apr	May	Jun	Jul	Aug	Sep	Oct	Nov	Dec	Thru Oct	% Change	Trending	Total
Administrative Law	2015	-	-	-	-	-	-	-	1	1	-	-	4	2			6
	2016	5	8	2	3	-	2	5	5	5	1	-	-	36	1,700.0%	▲	36
Contested Divorce	2015	3	5	3	3	2	-	6	3	5	3	1	1	33			35
	2016	1	3	6	1	3	6	3	7	2	1	-	-	33	0.0%	↔	33
Domestic and Family - Level 1	2015	5	5	5	10	8	8	5	20	5	10	9	8	81			98
	2016	13	10	17	3	5	7	5	7	8	5	-	-	80	-1.2%	▼	80
Domestic and Family - Level 2	2015	3	1	4	3	9	6	3	8	5	5	7	4	47			58
	2016	5	5	4	4	-	4	4	15	6	2	-	-	49	4.3%	▲	49
General Civil - Level 1	2015	-	-	-	1	1	-	-	-	-	-	1	1	2			4
	2016	1	-	1	1	3	-	-	1	1	1	-	-	9	350.0%	▲	9
General Civil - Level 2	2015	3	5	3	5	3	8	6	6	3	11	5	10	53			68
	2016	6	2	4	12	5	4	10	5	7	4	-	-	59	11.3%	▲	59
General Civil - Level 3	2015	10	7	2	1	6	5	8	10	7	7	5	5	63			73
	2016	1	5	14	1	11	12	8	2	5	5	-	-	64	1.6%	▲	64
Miscellaneous	2015	40	52	58	45	35	40	49	41	57	62	42	56	479			577
	2016	73	91	158	65	71	51	44	75	69	40	-	-	737	53.9%	▲	737
Misdemeanor	2015	41	85	58	140	34	160	54	115	36	109	110	126	832			1,068
	2016	50	126	58	102	48	117	35	134	65	94	-	-	829	-0.4%	▼	829
Non-Capital Felonies and Related Matters	2015	111	92	217	172	148	121	121	278	91	181	146	106	1,532			1,784
	2016	249	160	167	158	112	223	132	277	132	123	-	-	1,733	13.1%	▲	1,733
Other	2015	-	-	-	-	-	-	-	1	-	-	-	3	1			4
	2016	-	-	-	-	1	-	1	3	1	-	-	-	6	500.0%	▲	6
Other Criminally Related Matters	2015	6	2	8	10	1	7	7	16	4	4	8	4	65			77
	2016	4	9	6	6	10	12	6	11	18	4	-	-	86	32.3%	▲	86
Probates/Wills and Trusts - Level 1	2015	-	-	-	-	1	-	-	-	-	-	-	-	1			1
	2016	-	-	-	2	-	-	-	-	-	2	-	-	4	300.0%	▲	4
Probates/Wills and Trusts - Level 2	2015	2	-	3	1	3	-	2	-	1	1	-	2	13			15
	2016	-	-	1	1	-	2	-	-	1	-	-	-	5	-61.5%	▼	5
Protective Orders	2015	1	-	-	-	-	1	2	-	1	1	-	-	6			6
	2016	2	1	-	-	-	-	-	-	-	-	-	-	3	-50.0%	▼	3
Uncontested Divorce	2015	7	10	15	14	8	10	10	8	5	6	6	-	93			99
	2016	3	7	7	10	8	8	5	9	8	6	-	-	71	-23.7%	▼	71

Court: Roanoke County Circuit

Start/End Date: Jan-15 / Oct-16

2015 Average Month: 383

Jan-Oct 2015: 3,698

Filings Trending: ▲

Circuit/Court ID: 23

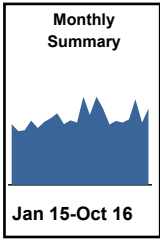
223161

Type of Case: Filings

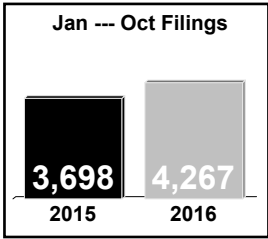
2016 Average Month: 427

Jan-Oct 2016 : 4,267

Overall AVG. Month: 403



Totals		
	2015	2016
Civil	1,081	909
Criminal	1,791	1,673
Other	1,729	1,685
Total	4,601	4,267



Jan --- Oct Filings				
	2015	2016	% Change	Trending
Civil	935	909	-2.8%	▼
Criminal	1,502	1,673	11.4%	▲
Other	1,261	1,685	33.6%	▲
Total	3,698	4,267	15.4%	▲

	Jan	Feb	Mar	Apr	May	Jun	Jul	Aug	Sep	Oct	Nov	Dec	Thru Oct	% Change	Trending	Total
2015	365	321	327	385	342	378	400	429	364	387	374	529	3,698			4,601
2016	420	529	461	362	383	374	393	513	374	458	-	-	4,267	15.4%	▲	4,267

		Jan	Feb	Mar	Apr	May	Jun	Jul	Aug	Sep	Oct	Nov	Dec	Thru Oct	% Change	Trending	Total
Administrative Law	2015	-	1	1	-	-	1	1	1	2	-	-	-	7			7
	2016	2	-	-	2	-	-	2	-	1	3	-	-	10	42.9%	▲	10
Contested Divorce	2015	12	10	14	8	12	7	9	13	12	8	10	7	105			122
	2016	5	10	11	10	10	18	12	9	14	7	-	-	106	1.0%	▲	106
Domestic and Family - Level 1	2015	9	3	26	15	13	5	5	6	21	12	3	5	115			123
	2016	8	15	8	3	9	5	5	20	3	6	-	-	82	-28.7%	▼	82
Domestic and Family - Level 2	2015	3	3	7	7	5	8	2	2	1	4	4	2	42			48
	2016	-	3	5	1	4	5	2	2	4	4	-	-	30	-28.6%	▼	30
General Civil - Level 1	2015	-	1	-	-	-	1	1	3	1	2	-	-	9			9
	2016	1	-	-	-	1	-	-	-	1	-	-	-	3	-66.7%	▼	3
General Civil - Level 2	2015	12	10	16	11	16	11	10	12	12	6	7	11	116			134
	2016	9	6	9	11	14	9	12	7	4	15	-	-	96	-17.2%	▼	96
General Civil - Level 3	2015	15	7	4	3	6	6	9	6	7	7	6	4	70			80
	2016	1	18	5	6	-	4	5	3	8	4	-	-	54	-22.9%	▼	54
Miscellaneous	2015	186	137	135	136	122	103	170	145	163	171	163	340	1,468			1,971
	2016	263	232	223	158	131	175	185	228	177	184	-	-	1,956	33.2%	▲	1,956
Misdemeanor	2015	9	17	19	43	35	45	29	49	30	21	51	39	297			387
	2016	21	54	46	34	48	23	37	33	25	35	-	-	356	19.9%	▲	356
Non-Capital Felonies and Related Matters	2015	86	104	65	131	86	140	119	160	83	126	92	90	1,100			1,282
	2016	83	149	117	93	136	103	105	175	102	167	-	-	1,230	11.8%	▲	1,230
Other	2015	1	1	-	-	-	2	2	-	-	1	1	1	7			9
	2016	-	3	-	1	3	2	1	1	-	1	-	-	12	71.4%	▲	12
Other Criminally Related Matters	2015	4	4	9	9	15	18	17	13	10	8	13	4	107			124
	2016	7	12	9	13	8	3	7	10	12	9	-	-	90	-15.9%	▼	90
Probates/Wills and Trusts - Level 1	2015	2	-	-	1	1	-	-	-	-	-	-	1	4			5
	2016	1	1	-	-	-	-	-	1	-	-	-	-	3	-25.0%	▼	3
Probates/Wills and Trusts - Level 2	2015	9	6	7	2	13	1	3	4	4	3	2	8	52			62
	2016	4	1	3	6	2	4	-	8	6	3	-	-	37	-28.8%	▼	37
Protective Orders	2015	-	-	-	-	-	-	1	-	-	-	-	-	1			1
Uncontested Divorce	2015	17	17	24	19	18	30	22	15	18	18	22	17	198			237
	2016	15	25	25	24	17	23	20	16	17	20	-	-	202	2.0%	▲	202



Court: Roanoke Circuit

Start/End Date: Jan-15 / Oct-16

2015 Average Month: 424

Jan-Oct 2015: 4,292

Filings Trending: ▲

Circuit/Court ID: 23

223770


Type of Case: Filings

2016 Average Month: 457

Jan-Oct 2016 : 4,567

Overall AVG. Month: 439

Monthly Summary



Jan 15-Oct 16

Totals

	2015	2016
Civil	1,690	1,518
Criminal	2,394	2,162
Other	1,005	887
Total	5,089	4,567

Jan --- Oct Filings

4,292

2015

4,567

2016

Jan --- Oct Filings

	2015	2016	% Change	Trending
Civil	1,458	1,518	4.1%	▲
Criminal	2,042	2,162	5.9%	▲
Other	792	887	12.0%	▲
Total	4,292	4,567	6.4%	▲

	Jan	Feb	Mar	Apr	May	Jun	Jul	Aug	Sep	Oct	Nov	Dec	Thru Oct	% Change	Trending	Total
2015	418	402	452	411	384	434	466	395	482	448	322	475	4,292			5,089
2016	428	469	547	376	395	442	505	446	454	505	-	-	4,567	6.4%	▲	4,567

		Jan	Feb	Mar	Apr	May	Jun	Jul	Aug	Sep	Oct	Nov	Dec	Thru Oct	% Change	Trending	Total
Administrative Law	2015	-	-	1	1	1	-	2	-	-	1	-	3	6			9
	2016	2	-	1	-	-	-	-	-	-	1	-	-	4	-33.3%	▼	4
Contested Divorce	2015	8	7	15	12	8	10	17	4	11	16	10	7	108			125
	2016	9	16	6	14	12	10	16	19	8	12	-	-	122	13.0%	▲	122
Domestic and Family - Level 1	2015	2	11	10	26	11	18	11	5	45	24	6	25	163			194
	2016	6	8	8	19	15	36	53	24	25	15	-	-	209	28.2%	▲	209
Domestic and Family - Level 2	2015	6	2	4	2	4	3	1	2	2	2	2	2	28			32
	2016	2	3	5	3	1	6	3	1	3	4	-	-	31	10.7%	▲	31
General Civil - Level 1	2015	5	6	5	5	6	3	2	1	3	8	2	3	44			49
	2016	12	6	9	1	6	7	6	3	4	3	-	-	57	29.5%	▲	57
General Civil - Level 2	2015	29	12	21	13	24	26	26	19	17	26	19	25	213			257
	2016	22	18	32	13	25	22	24	16	19	29	-	-	220	3.3%	▲	220
General Civil - Level 3	2015	6	7	5	8	14	4	12	11	10	7	17	11	84			112
	2016	6	9	11	6	10	16	11	22	10	4	-	-	105	25.0%	▲	105
Miscellaneous	2015	130	128	122	122	116	84	119	113	145	132	99	177	1,211			1,487
	2016	163	152	184	115	103	93	130	133	116	116	-	-	1,305	7.8%	▲	1,305
Misdemeanor	2015	30	27	21	26	22	45	29	21	26	32	25	25	279			329
	2016	22	29	28	18	22	29	28	35	43	32	-	-	286	2.5%	▲	286
Non-Capital Felonies and Related Matters	2015	150	162	191	147	125	173	161	163	165	165	109	164	1,602			1,875
	2016	135	182	223	117	151	179	179	150	174	239	-	-	1,729	7.9%	▲	1,729
Other	2015	5	2	3	-	5	5	29	3	1	2	4	1	55			60
	2016	-	2	2	1	2	3	5	1	2	9	-	-	27	-50.9%	▼	27
Other Criminally Related Matters	2015	19	9	11	18	16	23	18	15	24	10	13	16	163			192
	2016	17	15	8	26	9	19	19	9	15	16	-	-	153	-6.1%	▼	153
Probates/Wills and Trusts - Level 1	2015	-	1	-	1	-	1	1	-	1	-	-	-	5			5
	2016	-	-	-	1	-	-	-	1	-	-	-	-	2	-60.0%	▼	2
Probates/Wills and Trusts - Level 2	2015	1	7	1	3	4	4	3	2	3	2	1	1	30			32
	2016	1	8	3	4	5	4	4	3	7	4	-	-	43	43.3%	▲	43
Uncontested Divorce	2015	27	21	42	27	28	35	35	36	29	21	15	15	301			331
	2016	31	21	27	38	34	18	27	29	28	21	-	-	274	-9.0%	▼	274

Court: Salem Circuit

Start/End Date: Jan-15 / Oct-16

2015 Average Month: 117

Jan-Oct 2015: 1,164

Filings Trending: ▲

Circuit/Court ID: 23

223775


Type of Case: Filings

2016 Average Month: 143

Jan-Oct 2016 : 1,429

Overall AVG. Month: 129

Monthly Summary




Jan 15-Oct 16

Totals

	2015	2016
Civil	338	294
Criminal	681	775
Other	380	360
Total	1,399	1,429

Jan --- Oct Filings



1,164 2015 1,429 2016

Jan --- Oct Filings

	2015	2016	% Change	Trending
Civil	290	294	1.4%	▲
Criminal	593	775	30.7%	▲
Other	281	360	28.1%	▲
Total	1,164	1,429	22.8%	▲

	Jan	Feb	Mar	Apr	May	Jun	Jul	Aug	Sep	Oct	Nov	Dec	Thru Oct	% Change	Trending	Total
2015	76	122	118	118	115	136	115	138	115	111	115	120	1,164			1,399
2016	156	142	162	144	150	99	135	165	171	105	-	-	1,429	22.8%	▲	1,429

		Jan	Feb	Mar	Apr	May	Jun	Jul	Aug	Sep	Oct	Nov	Dec	Thru Oct	% Change	Trending	Total
Contested Divorce	2015	4	6	2	5	1	10	4	10	5	1	2	4	48			54
	2016	7	3	6	8	4	2	8	10	3	3	-	-	54	12.5%	▲	54
Domestic and Family - Level 1	2015	-	-	-	-	1	-	-	-	-	-	-	-	1			1
	2016	-	1	4	2	1	-	-	-	-	-	2	-	8			10
Domestic and Family - Level 2	2015	-	-	-	-	-	-	-	-	-	-	-	-	9	12.5%	▲	9
	2016	-	-	2	1	3	3	-	-	-	-	-	-	9	12.5%	▲	9
General Civil - Level 1	2015	1	-	1	1	1	-	2	-	-	-	-	1	6			7
	2016	-	2	-	-	-	-	1	-	-	-	-	-	3	-50.0%	▼	3
General Civil - Level 2	2015	3	6	2	8	1	8	5	6	11	7	4	6	57			67
	2016	1	3	9	6	3	6	4	1	18	4	-	-	55	-3.5%	▼	55
General Civil - Level 3	2015	2	1	2	3	2	1	1	-	3	-	2	1	15			18
	2016	1	1	2	1	1	4	1	2	8	3	-	-	24	60.0%	▲	24
Miscellaneous	2015	41	42	48	42	23	21	20	40	45	45	49	68	367			484
	2016	58	51	51	49	22	31	40	56	31	53	-	-	442	20.4%	▲	442
Misdemeanor	2015	1	6	10	9	14	9	2	7	3	9	6	4	70			80
	2016	9	8	5	5	34	3	6	8	17	6	-	-	101	44.3%	▲	101
Non-Capital Felonies and Related Matters	2015	19	49	41	40	63	78	68	62	39	44	41	31	503			575
	2016	69	62	73	66	71	43	68	78	88	26	-	-	644	28.0%	▲	644
Other Criminally Related Matters	2015	3	2	-	1	2	2	2	7	1	2	5	1	22			28
	2016	4	3	3	1	4	2	4	4	2	4	-	-	31	40.9%	▲	31
Probates/Wills and Trusts - Level 2	2015	-	1	2	1	2	1	1	-	1	-	-	1	9			10
	2016	2	2	3	1	1	-	-	1	1	1	-	-	12	33.3%	▲	12
Uncontested Divorce	2015	2	8	6	6	4	6	10	6	7	3	4	3	58			65
	2016	5	7	8	6	7	5	3	5	3	5	-	-	54	-6.9%	▼	54

Court: Amherst Circuit

Start/End Date: Jan-15 / Oct-16

2015 Average Month: 172

Jan-Oct 2015: 1,699

Filings Trending: ↔

Circuit/Court ID: 24

224009


Type of Case: Filings

2016 Average Month:168

Jan-Oct 2016 : 1,681

Overall AVG. Month: 170

Monthly Summary



Jan 15-Oct 16

Totals

	2015	2016
Civil	329	303
Criminal	900	620
Other	831	758
Total	2,060	1,681

Jan --- Oct Filings

1,699

2015

1,681

2016

Jan --- Oct Filings

	2015	2016	% Change	Trending
Civil	284	303	6.7%	▲
Criminal	772	620	-19.7%	▼
Other	643	758	17.9%	▲
Total	1,699	1,681	-1.1%	▼

	Jan	Feb	Mar	Apr	May	Jun	Jul	Aug	Sep	Oct	Nov	Dec	Thru Oct	% Change	Trending	Total
2015	133	164	141	227	111	188	154	174	109	298	103	258	1,699			2,060
2016	140	203	156	183	118	190	162	193	173	163	-	-	1,681	-1.1%	▼	1,681

		Jan	Feb	Mar	Apr	May	Jun	Jul	Aug	Sep	Oct	Nov	Dec	Thru Oct	% Change	Trending	Total
Administrative Law	2015	-	-	-	-	1	-	-	-	1	-	-	-	2			2
	2016	-	-	-	-	-	-	1	-	2	-	-	-	3	50.0%	▲	3
Contested Divorce	2015	3	-	2	1	-	2	4	2	-	3	-	3	17			20
	2016	1	2	4	-	-	2	1	3	1	2	-	-	16	-5.9%	▼	16
Domestic and Family - Level 1	2015	-	-	-	-	-	-	-	-	3	5	6	-	8			14
	2016	5	9	5	9	6	5	5	1	5	5	-	-	55	587.5%	▲	55
Domestic and Family - Level 2	2015	1	1	-	2	3	-	-	-	-	-	-	-	7			7
	2016	-	-	4	1	1	-	-	-	-	1	-	-	7	0.0%	↔	7
General Civil - Level 1	2015	1	-	-	-	1	-	-	1	-	-	-	1	3			4
General Civil - Level 2	2015	2	4	8	6	6	4	6	5	5	5	5	2	51			58
	2016	-	3	2	5	-	4	3	6	2	7	-	-	32	-37.3%	▼	32
General Civil - Level 3	2015	7	2	2	3	1	-	-	1	2	2	1	-	20			21
	2016	6	2	1	9	1	-	-	3	2	2	-	-	26	30.0%	▲	26
Miscellaneous	2015	55	52	78	59	40	47	66	54	46	55	47	121	552			720
	2016	89	106	85	49	53	47	68	54	70	65	-	-	686	24.3%	▲	686
Misdemeanor	2015	8	12	6	32	6	29	15	24	5	23	4	28	160			192
	2016	4	15	9	29	5	35	12	25	14	17	-	-	165	3.1%	▲	165
Non-Capital Felonies and Related Matters	2015	30	62	14	93	18	71	23	59	31	186	18	73	587			678
	2016	1	46	19	51	14	67	41	59	35	53	-	-	386	-34.2%	▼	386
Other	2015	16	19	21	18	21	24	28	20	9	11	17	19	187			223
	2016	29	14	17	20	24	21	19	19	18	1	-	-	182	-2.7%	▼	182
Other Criminally Related Matters	2015	1	3	1	4	2	4	4	2	2	2	2	3	25			30
	2016	2	3	6	4	10	6	1	18	16	3	-	-	69	176.0%	▲	69
Probates/Wills and Trusts - Lev	2015	-	1	-	1	-	-	1	-	-	-	-	-	3			3
Probates/Wills and Trusts - Lev	2015	5	1	2	-	1	-	1	-	-	-	-	-	10			10
Uncontested Divorce	2015	4	7	7	8	11	7	6	6	5	6	3	8	67			78
	2016	3	3	4	6	4	3	11	5	8	7	-	-	54	-19.4%	▼	54

Court: Bedford Circuit

Start/End Date: Jan-15 / Oct-16

2015 Average Month: 315

Jan-Oct 2015: 2,931

Filings Trending: ▲

Circuit/Court ID: 24

224019


Type of Case: Filings

2016 Average Month: 376

Jan-Oct 2016 : 3,758

Overall AVG. Month: 343

Monthly Summary




Jan 15-Oct 16

Totals

	2015	2016
Civil	833	769
Criminal	836	915
Other	2,111	2,074
Total	3,780	3,758

Jan --- Oct Filings



2,931 3,758

2015 2016

Jan --- Oct Filings

	2015	2016	% Change	Trending
Civil	721	769	6.7%	▲
Criminal	718	915	27.4%	▲
Other	1,492	2,074	39.0%	▲
Total	2,931	3,758	28.2%	▲

	Jan	Feb	Mar	Apr	May	Jun	Jul	Aug	Sep	Oct	Nov	Dec	Thru Oct	% Change	Trending	Total
2015	252	278	298	274	265	286	283	302	363	330	277	572	2,931			3,780
2016	461	499	412	342	290	354	336	324	384	356	-	-	3,758	28.2%	▲	3,758

		Jan	Feb	Mar	Apr	May	Jun	Jul	Aug	Sep	Oct	Nov	Dec	Thru Oct	% Change	Trending	Total
Administrative Law	2016	-	-	1	-	-	-	-	1	2	-	-	-	4			4
Contested Divorce	2015	7	11	13	6	11	9	5	4	8	5	8	6	79			93
	2016	5	5	7	16	8	4	9	7	6	9	-	-	76	-3.8%	▼	76
Domestic and Family - Level 1	2015	8	6	11	6	3	9	13	10	9	4	3	11	79			93
	2016	2	20	12	14	9	13	11	1	8	3	-	-	93	17.7%	▲	93
Domestic and Family - Level 2	2015	1	4	4	3	6	5	5	6	3	8	6	2	45			53
	2016	2	6	5	1	3	5	4	12	6	4	-	-	48	6.7%	▲	48
General Civil - Level 1	2015	-	-	1	-	-	1	-	-	-	1	1	-	3			4
	2016	-	-	-	-	-	-	1	-	-	-	-	-	1	-66.7%	▼	1
General Civil - Level 2	2015	10	8	14	6	11	16	6	14	9	7	4	9	101			114
	2016	8	12	13	12	3	11	9	6	11	10	-	-	95	-5.9%	▼	95
General Civil - Level 3	2015	7	9	4	-	5	2	3	10	6	4	3	2	50			55
	2016	5	4	8	5	5	7	5	4	4	8	-	-	55	10.0%	▲	55
Miscellaneous	2015	143	145	152	161	153	152	151	184	202	203	169	478	1,646			2,293
	2016	350	299	256	182	165	187	198	199	222	193	-	-	2,251	36.8%	▲	2,251
Misdemeanor	2015	9	15	11	8	16	10	16	5	10	29	14	12	129			155
	2016	19	32	21	16	16	16	20	10	29	22	-	-	201	55.8%	▲	201
Non-Capital Felonies and Related Matters	2015	31	48	54	47	35	48	53	41	86	43	30	35	486			551
	2016	39	96	65	53	47	69	39	59	67	66	-	-	600	23.5%	▲	600
Other	2015	-	2	-	1	1	-	1	-	-	2	1	2	7			10
	2016	-	1	1	1	-	-	4	1	1	-	-	-	9	28.6%	▲	9
Other Criminally Related Matters	2015	17	7	6	10	8	12	10	10	14	10	23	5	104			132
	2016	11	5	3	3	14	21	17	8	11	22	-	-	115	10.6%	▲	115
Probates/Wills and Trusts - Level 1	2015	-	-	-	1	1	-	-	1	-	2	1	-	5			6
	2016	-	-	-	12	-	-	-	2	-	1	-	-	15	200.0%	▲	15
Probates/Wills and Trusts - Level 2	2015	7	4	3	2	1	6	4	5	3	1	4	1	36			41
	2016	3	4	3	6	4	3	4	1	-	-	-	-	28	-22.2%	▼	28
Uncontested Divorce	2015	12	19	25	23	14	16	16	12	13	11	10	9	161			180
	2016	17	15	17	21	16	18	15	13	17	18	-	-	167	3.7%	▲	167

Court: Campbell Circuit

Start/End Date: Jan-15 / Oct-16

2015 Average Month: 260

Jan-Oct 2015: 2,359

Filings Trending: ▲

Circuit/Court ID: 24

224031


Type of Case: Filings

2016 Average Month: 278

Jan-Oct 2016 : 2,783

Overall AVG. Month: 269

Monthly Summary



Jan 15-Oct 16

Totals

	2015	2016
Civil	657	600
Criminal	1,148	878
Other	1,320	1,305
Total	3,125	2,783

Jan --- Oct Filings

2,359

2015

2,783

2016

Jan --- Oct Filings

	2015	2016	% Change	Trending
Civil	546	600	9.9%	▲
Criminal	921	878	-4.7%	▼
Other	892	1,305	46.3%	▲
Total	2,359	2,783	18.0%	▲

	Jan	Feb	Mar	Apr	May	Jun	Jul	Aug	Sep	Oct	Nov	Dec	Thru Oct	% Change	Trending	Total
2015	240	241	250	196	237	217	265	229	281	203	284	482	2,359			3,125
2016	311	276	361	219	288	258	289	275	259	247	-	-	2,783	18.0%	▲	2,783

		Jan	Feb	Mar	Apr	May	Jun	Jul	Aug	Sep	Oct	Nov	Dec	Thru Oct	% Change	Trending	Total
Administrative Law	2016	-	-	-	-	1	-	1	1	-	1	-	-	4			4
Contested Divorce	2015	3	9	5	5	6	7	4	3	8	3	6	6	53			65
	2016	5	7	8	9	3	5	5	6	6	7	-	-	61	15.1%	▲	61
Domestic and Family - Level 1	2015	4	8	1	6	3	7	5	8	1	6	1	12	49			62
	2016	4	2	14	8	3	10	8	8	5	6	-	-	68	38.8%	▲	68
Domestic and Family - Level 2	2015	1	4	3	5	1	5	4	1	1	1	7	-	26			33
	2016	1	-	3	1	3	5	2	1	4	4	-	-	24	-7.7%	▼	24
General Civil - Level 1	2015	-	-	-	1	1	-	-	-	2	1	1	-	5			6
	2016	-	-	2	-	1	1	3	-	-	-	-	-	7	40.0%	▲	7
General Civil - Level 2	2015	14	9	6	13	13	9	10	11	14	3	7	11	102			120
	2016	6	9	3	11	7	7	11	12	10	5	-	-	81	-20.6%	▼	81
General Civil - Level 3	2015	3	3	16	6	4	3	4	3	11	3	6	6	56			68
	2016	12	1	1	16	2	5	8	5	5	3	-	-	58	3.6%	▲	58
Miscellaneous	2015	104	103	115	82	92	81	90	112	124	112	125	327	1,015			1,467
	2016	193	190	185	128	108	129	151	107	132	117	-	-	1,440	41.9%	▲	1,440
Misdemeanor	2015	20	23	30	15	23	24	33	27	28	28	35	35	251			321
	2016	22	26	41	12	32	25	21	37	29	29	-	-	274	9.2%	▲	274
Non-Capital Felonies and Related Matters	2015	77	65	48	46	81	57	95	47	69	33	83	70	618			771
	2016	49	25	69	21	112	51	64	78	56	48	-	-	573	-7.3%	▼	573
Other	2015	1	-	2	1	1	-	3	6	-	-	1	2	14			17
	2016	4	2	8	1	1	-	3	1	-	1	-	-	21	50.0%	▲	21
Other Criminally Related Matters	2015	5	2	4	3	3	12	5	6	9	3	1	3	52			56
	2016	1	1	6	2	2	6	2	3	3	9	-	-	35	-32.7%	▼	35
Probates/Wills and Trusts - Level 1	2015	-	-	1	-	-	-	-	-	-	-	1	-	1			2
	2016	1	-	3	-	-	-	-	-	-	-	-	-	4	300.0%	▲	4
Probates/Wills and Trusts - Level 2	2015	-	-	1	-	1	1	3	1	-	1	-	-	8			8
	2016	2	3	5	-	2	1	-	-	-	1	-	-	14	75.0%	▲	14
Protective Orders	2015	-	-	-	-	-	1	-	-	-	-	-	-	1			1
	2016	1	-	-	-	-	-	-	-	-	-	-	-	1	0.0%	↔	1
Uncontested Divorce	2015	8	15	18	13	8	10	9	4	14	9	10	10	108			128
	2016	10	10	13	10	11	13	10	16	9	16	-	-	118	9.3%	▲	118

Court: Nelson Circuit

Start/End Date: Jan-15 / Oct-16

2015 Average Month: 89

Jan-Oct 2015: 916

Filings Trending: ▼

Circuit/Court ID: 24

224125


Type of Case: Filings

2016 Average Month:82

Jan-Oct 2016 : 822

Overall AVG. Month: 86

Monthly Summary



Jan 15-Oct 16

Totals

	2015	2016
Civil	405	218
Criminal	397	362
Other	267	242
Total	1,069	822

Jan --- Oct Filings

916

2015

822

2016

Jan --- Oct Filings

	2015	2016	% Change	Trending
Civil	361	218	-39.6%	▼
Criminal	367	362	-1.4%	▼
Other	188	242	28.7%	▲
Total	916	822	-10.3%	▼

	Jan	Feb	Mar	Apr	May	Jun	Jul	Aug	Sep	Oct	Nov	Dec	Thru Oct	% Change	Trending	Total
2015	137	70	56	71	112	112	97	103	93	65	73	80	916			1,069
2016	79	90	87	68	92	61	64	75	130	76	-	-	822	-10.3%	▼	822

		Jan	Feb	Mar	Apr	May	Jun	Jul	Aug	Sep	Oct	Nov	Dec	Thru Oct	% Change	Trending	Total
Administrative Law	2015	-	-	-	-	-	-	1	-	-	-	-	-	1			1
Contested Divorce	2015	-	2	3	10	4	6	4	2	8	2	6	1	41			48
	2016	-	1	3	1	3	4	1	3	2	2	-	-	20	-51.2%	▼	20
Domestic and Family - Level 1	2015	-	2	-	1	3	1	1	1	-	3	3	1	12			16
	2016	-	-	-	-	1	-	1	2	1	2	-	-	7	-41.7%	▼	7
Domestic and Family - Level 2	2015	-	-	-	1	1	-	-	-	1	-	-	5	3			8
	2016	-	-	2	-	1	-	-	-	1	1	-	-	5	66.7%	▲	5
General Civil - Level 1	2015	-	-	2	-	-	-	-	-	-	-	-	-	2			2
General Civil - Level 2	2015	50	3	6	2	3	28	10	29	2	2	3	-	135			138
	2016	1	14	4	2	3	2	1	4	2	2	-	-	35	-74.1%	▼	35
General Civil - Level 3	2015	16	10	-	1	-	3	-	1	2	2	4	-	35			39
	2016	1	2	1	1	-	1	2	2	2	1	-	-	13	-62.9%	▼	13
Miscellaneous	2015	23	27	28	27	15	27	22	27	21	36	33	55	253			341
	2016	45	37	29	27	37	25	31	27	31	34	-	-	323	27.7%	▲	323
Misdemeanor	2015	2	1	5	1	15	17	26	14	6	5	6	3	92			101
	2016	13	8	14	10	9	6	9	9	6	10	-	-	94	2.2%	▲	94
Non-Capital Felonies and Related Matters	2015	19	21	6	13	53	10	22	17	14	12	7	9	187			203
	2016	15	23	19	19	27	11	11	13	60	14	-	-	212	13.4%	▲	212
Other	2015	1	1	-	-	1	-	1	1	-	1	-	2	6			8
	2016	-	-	-	-	1	-	2	-	-	-	-	-	3	-50.0%	▼	3
Other Criminally Related Matters	2015	24	-	-	9	11	8	3	4	27	2	4	1	88			93
	2016	1	1	8	1	3	5	-	9	24	4	-	-	56	-36.4%	▼	56
Probates/Wills and Trusts - Level 1	2015	-	-	-	-	-	-	-	-	-	-	1	1	0			2
	2016	-	-	-	2	-	-	-	-	-	-	-	-	2	0.0%	↔	2
Probates/Wills and Trusts - Level 2	2015	-	-	-	-	1	1	-	-	-	-	1	-	2			3
	2016	-	-	-	-	-	-	1	-	-	-	-	-	1	-50.0%	▼	1
Uncontested Divorce	2015	2	3	6	6	5	11	7	7	12	-	5	2	59			66
	2016	3	4	7	5	7	7	5	6	1	6	-	-	51	-13.6%	▼	51

Court: Lynchburg Circuit

Start/End Date: Jan-15 / Oct-16

2015 Average Month: 356

Jan-Oct 2015: 3,493

Filings Trending: ▲

Circuit/Court ID: 24

224680


Type of Case: Filings

2016 Average Month:409

Jan-Oct 2016 : 4,085

Overall AVG. Month: 380

Monthly Summary




Jan 15-Oct 16

Totals

	2015	2016
Civil	1,378	1,254
Criminal	2,133	2,003
Other	766	828
Total	4,277	4,085

Jan --- Oct Filings



3,493 2015 4,085 2016

Jan --- Oct Filings

	2015	2016	% Change	Trending
Civil	1,194	1,254	5.0%	▲
Criminal	1,785	2,003	12.2%	▲
Other	514	828	61.1%	▲
Total	3,493	4,085	16.9%	▲

	Jan	Feb	Mar	Apr	May	Jun	Jul	Aug	Sep	Oct	Nov	Dec	Thru Oct	% Change	Trending	Total
2015	368	334	327	335	295	304	403	309	421	397	282	502	3,493			4,277
2016	421	511	441	390	372	332	358	407	470	383	-	-	4,085	16.9%	▲	4,085

		Jan	Feb	Mar	Apr	May	Jun	Jul	Aug	Sep	Oct	Nov	Dec	Thru Oct	% Change	Trending	Total
Administrative Law	2015	-	-	-	-	1	-	-	-	-	-	-	-	1			1
	2016	1	-	1	-	-	-	-	1	-	-	-	-	3	200.0%	▲	3
Contested Divorce	2015	8	11	12	10	10	12	10	14	3	7	7	11	97			115
	2016	5	14	11	10	6	6	4	11	10	16	-	-	93	-4.1%	▼	93
Domestic and Family - Level 1	2015	6	15	17	42	32	11	6	15	50	22	11	22	216			249
	2016	38	33	10	16	44	23	19	25	16	8	-	-	232	7.4%	▲	232
Domestic and Family - Level 2	2015	2	1	4	4	3	1	1	1	2	4	1	2	23			26
	2016	2	15	3	4	2	3	1	5	4	4	-	-	43	87.0%	▲	43
General Civil - Level 1	2015	4	2	3	2	-	3	4	3	8	-	1	4	29			34
	2016	1	-	2	3	-	1	1	1	-	4	-	-	13	-55.2%	▼	13
General Civil - Level 2	2015	11	14	11	15	15	11	10	12	21	9	11	4	129			144
	2016	14	16	12	13	8	12	13	18	15	14	-	-	135	4.7%	▲	135
General Civil - Level 3	2015	8	8	6	7	7	7	4	5	11	8	3	4	71			78
	2016	6	7	7	5	6	8	8	6	40	52	-	-	145	104.2%	▲	145
Miscellaneous	2015	98	81	98	81	65	80	89	69	108	75	84	218	844			1,146
	2016	141	142	128	84	74	98	92	106	115	101	-	-	1,081	28.1%	▲	1,081
Misdemeanor	2015	64	31	28	21	33	33	57	36	50	61	40	26	414			480
	2016	40	65	61	51	50	41	77	62	72	53	-	-	572	38.2%	▲	572
Non-Capital Felonies and Related Matters	2015	132	125	110	113	83	98	189	112	130	175	87	180	1,267			1,534
	2016	154	178	162	145	142	96	105	112	146	93	-	-	1,333	5.2%	▲	1,333
Other	2015	3	3	7	2	2	4	2	4	3	4	5	2	34			41
	2016	1	-	2	6	2	9	7	10	9	6	-	-	52	52.9%	▲	52
Other Criminally Related Matters	2015	3	15	7	9	9	15	8	12	17	12	6	9	107			122
	2016	2	5	13	12	11	8	13	14	13	12	-	-	103	-3.7%	▼	103
Probates/Wills and Trusts - Level 1	2015	1	-	-	-	-	-	-	-	-	-	-	-	1			1
	2016	-	-	1	-	-	-	-	-	2	-	-	-	3	200.0%	▲	3
Probates/Wills and Trusts - Level 2	2015	3	3	-	2	4	1	1	2	3	2	2	2	21			25
	2016	1	2	5	2	1	1	2	3	2	2	-	-	21	0.0%	↔	21
Protective Orders	2015	-	-	-	-	-	1	-	-	-	-	-	-	1			1
	2016	-	4	-	-	-	-	-	-	2	-	-	-	6	500.0%	▲	6
Uncontested Divorce	2015	25	25	24	27	31	27	22	24	15	18	24	18	238			280
	2016	15	30	23	39	26	26	16	33	24	18	-	-	250	5.0%	▲	250



Court: Alleghany Circuit

Start/End Date: Jan-15 / Oct-16

2015 Average Month: 155

Jan-Oct 2015: 1,563

Filings Trending: ▲

Circuit/Court ID: 25

225005

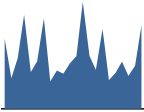
Type of Case: Filings

2016 Average Month:165

Jan-Oct 2016 : 1,651

Overall AVG. Month: 160

Monthly Summary



Jan 15-Oct 16

Totals

	2015	2016
Civil	306	217
Criminal	1,049	989
Other	503	445
Total	1,858	1,651

Jan --- Oct Filings

1,563

2015

1,651

2016

Jan --- Oct Filings

	2015	2016	% Change	Trending
Civil	261	217	-16.9%	▼
Criminal	935	989	5.8%	▲
Other	367	445	21.3%	▲
Total	1,563	1,651	5.6%	▲

	Jan	Feb	Mar	Apr	May	Jun	Jul	Aug	Sep	Oct	Nov	Dec	Thru Oct	% Change	Trending	Total
2015	211	92	152	282	110	143	271	82	115	105	137	158	1,563			1,858
2016	321	159	117	240	86	108	142	99	129	250	-	-	1,651	5.6%	▲	1,651

		Jan	Feb	Mar	Apr	May	Jun	Jul	Aug	Sep	Oct	Nov	Dec	Thru Oct	% Change	Trending	Total
Administrative Law	2015	-	-	-	-	-	-	1	-	-	-	-	-	1			1
	2016	-	-	-	-	-	-	-	-	-	1	-	-	1	0.0%	↔	1
Contested Divorce	2015	-	6	2	-	3	2	2	2	-	-	4	-	17			21
	2016	1	3	4	3	3	4	4	2	6	3	-	-	33	94.1%	▲	33
Domestic and Family - Level 1	2015	-	1	5	1	-	2	-	-	-	1	-	-	10			10
	2016	-	1	1	-	-	-	3	1	1	-	-	-	7	-30.0%	▼	7
Domestic and Family - Level 2	2015	-	1	1	3	1	2	-	-	-	4	1	1	12			14
	2016	1	-	1	-	3	1	-	3	1	-	-	-	10	-16.7%	▼	10
General Civil - Level 1	2015	2	-	-	1	1	2	-	-	1	-	3	-	7			10
General Civil - Level 2	2015	1	2	4	1	2	4	3	1	2	4	5	1	24			30
	2016	-	5	1	2	2	3	5	2	4	3	-	-	27	12.5%	▲	27
General Civil - Level 3	2015	2	-	-	1	1	8	11	4	1	3	6	-	31			37
	2016	5	-	-	1	1	-	-	-	1	1	-	-	9	-71.0%	▼	9
Miscellaneous	2015	37	58	55	23	33	44	44	42	58	57	52	96	451			599
	2016	52	87	57	43	34	34	42	47	57	46	-	-	499	10.6%	▲	499
Misdemeanor	2015	29	9	28	15	8	15	21	6	14	6	15	16	151			182
	2016	22	10	9	21	13	12	15	3	10	20	-	-	135	-10.6%	▼	135
Non-Capital Felonies and Related Matters	2015	131	9	44	228	44	56	183	21	29	22	45	34	767			846
	2016	234	44	27	162	17	47	69	32	42	170	-	-	844	10.0%	▲	844
Other	2015	-	-	1	-	1	-	-	1	1	1	-	3	5			8
	2016	1	1	9	1	3	3	-	2	-	-	-	-	20	300.0%	▲	20
Other Criminally Related Matters	2015	6	1	-	2	3	1	1	1	4	1	1	3	20			24
	2016	1	-	-	1	4	1	-	-	1	2	-	-	10	-50.0%	▼	10
Probates/Wills and Trusts - Level 2	2015	1	1	-	2	2	-	-	1	1	-	-	-	8			8
	2016	-	1	2	-	1	-	-	2	-	1	-	-	7	-12.5%	▼	7
Uncontested Divorce	2015	2	4	12	5	11	7	5	3	4	6	5	4	59			68
	2016	4	7	6	6	5	3	4	5	6	3	-	-	49	-16.9%	▼	49

Court: Augusta Circuit

Start/End Date: Jan-15 / Oct-16

2015 Average Month: 337

Jan-Oct 2015: 3,213

Filings Trending: ▲

Circuit/Court ID: 25

225015


Type of Case: Filings

2016 Average Month:368

Jan-Oct 2016 : 3,683

Overall AVG. Month: 351

Monthly Summary



Jan 15-Oct 16

Totals

	2015	2016
Civil	824	746
Criminal	1,611	1,262
Other	1,612	1,675
Total	4,047	3,683

Jan --- Oct Filings

3,213

2015

3,683

2016

Jan --- Oct Filings

	2015	2016	% Change	Trending
Civil	700	746	6.6%	▲
Criminal	1,352	1,262	-6.7%	▼
Other	1,161	1,675	44.3%	▲
Total	3,213	3,683	14.6%	▲

	Jan	Feb	Mar	Apr	May	Jun	Jul	Aug	Sep	Oct	Nov	Dec	Thru Oct	% Change	Trending	Total
2015	433	261	317	336	287	295	343	335	333	273	353	481	3,213			4,047
2016	386	354	486	312	359	362	373	343	377	331	-	-	3,683	14.6%	▲	3,683

		Jan	Feb	Mar	Apr	May	Jun	Jul	Aug	Sep	Oct	Nov	Dec	Thru Oct	% Change	Trending	Total
Administrative Law	2015	-	-	1	-	1	-	2	-	2	-	-	-	6			6
	2016	1	1	-	2	1	-	1	1	-	-	-	-	7	16.7%	▲	7
Capital Murder	2015	1	-	-	-	-	-	-	-	-	-	-	-	1			1
	2016	6	7	5	5	3	5	9	5	8	5	2	4	58			64
Contested Divorce	2015	4	7	8	5	5	5	6	3	7	8	-	-	58	0.0%	↔	58
	2016	11	6	21	12	9	7	15	10	9	15	16	1	115			132
Domestic and Family - Level 1	2015	-	11	2	4	9	9	-	13	27	13	-	-	88	-23.5%	▼	88
	2016	1	8	11	7	9	3	5	4	7	8	3	6	63			72
Domestic and Family - Level 2	2015	5	4	3	6	4	8	9	9	2	6	-	-	56	-11.1%	▼	56
	2016	-	-	-	-	1	-	-	-	-	-	-	-	1			1
General Civil - Level 1	2015	1	1	-	-	3	-	-	-	-	1	-	-	6	500.0%	▲	6
	2016	8	7	10	6	5	13	13	23	3	10	4	2	98			104
General Civil - Level 2	2015	5	3	10	5	6	2	7	7	4	2	-	-	51	-48.0%	▼	51
	2016	5	1	1	5	7	6	3	8	5	4	8	4	45			57
General Civil - Level 3	2015	-	5	2	4	5	7	3	4	10	3	-	-	43	-4.4%	▼	43
	2016	134	128	128	128	129	114	129	117	120	103	152	306	1,230			1,688
Miscellaneous	2015	225	200	223	162	133	165	194	149	167	172	-	-	1,790	45.5%	▲	1,790
	2016	17	9	8	17	3	6	18	18	13	21	10	9	130			149
Misdemeanor	2015	19	11	19	18	12	10	9	11	13	11	-	-	133	2.3%	▲	133
	2016	219	67	105	121	84	126	123	125	146	88	139	99	1,204			1,442
Non-Capital Felonies and Related Matters	2015	88	83	188	71	143	124	103	107	106	79	-	-	1,092	-9.3%	▼	1,092
	2016	17	13	13	17	12	9	16	7	7	8	8	34	119			161
Other	2015	17	7	8	13	14	13	17	10	18	15	-	-	132	10.9%	▲	132
	2016	1	2	1	3	4	2	-	2	3	2	2	-	20			22
Other Criminally Related Matters	2015	2	2	3	4	9	2	2	9	3	6	-	-	42	110.0%	▲	42
	2016	1	-	-	-	-	-	-	-	-	-	-	-	1			1
Probates/Wills and Trusts - Level 1	2015	-	-	-	-	-	-	-	-	-	1	-	-	1	0.0%	↔	1
	2016	1	1	-	-	1	-	-	2	1	2	1	-	8			9
Probates/Wills and Trusts - Level 2	2015	1	3	2	-	3	4	4	3	4	1	-	-	25	212.5%	▲	25
	2016	11	12	13	15	19	4	10	14	9	7	8	16	114			138
Uncontested Divorce	2015	18	16	18	18	12	13	18	17	16	13	-	-	159	39.5%	▲	159
	2016																

Court: Bath Circuit

Start/End Date: Jan-15 / Oct-16

2015 Average Month: 23

Jan-Oct 2015: 234

Filings Trending: ▲

Circuit/Court ID: 25

225017

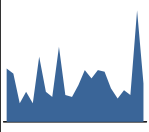
Type of Case: Filings

2016 Average Month:28

Jan-Oct 2016 : 277

Overall AVG. Month: 25

Monthly Summary



Jan 15-Oct 16

Totals

	2015	2016
Civil	57	49
Criminal	92	89
Other	122	139
Total	271	277

Jan --- Oct Filings

234

2015

277

2016

Jan --- Oct Filings

	2015	2016	% Change	Trending
Civil	48	49	2.1%	▲
Criminal	85	89	4.7%	▲
Other	101	139	37.6%	▲
Total	234	277	18.4%	▲

	Jan	Feb	Mar	Apr	May	Jun	Jul	Aug	Sep	Oct	Nov	Dec	Thru Oct	% Change	Trending	Total
2015	32	29	11	18	11	39	18	15	45	16	15	22	234			271
2016	31	26	31	30	20	14	19	16	67	23	-	-	277	18.4%	▲	277

		Jan	Feb	Mar	Apr	May	Jun	Jul	Aug	Sep	Oct	Nov	Dec	Thru Oct	% Change	Trending	Total
Contested Divorce	2015	1	1	1	1	1	-	-	1	-	1	1	-	7			8
	2016	-	-	-	-	-	-	-	1	-	1	-	-	2	-71.4%	▼	2
Domestic and Family - Level 1	2016	-	-	1	-	-	-	-	-	-	-	-	-	1			1
Domestic and Family - Level 2	2015	-	-	-	-	-	-	-	-	-	1	-	-	1			1
	2016	-	-	2	-	-	1	-	-	-	2	-	-	5	400.0%	▲	5
General Civil - Level 1	2015	-	-	1	-	-	-	-	-	-	1	1	-	2			3
General Civil - Level 2	2015	-	1	-	2	-	1	1	-	4	1	2	1	10			13
	2016	-	-	1	-	-	-	10	3	-	-	-	-	14	40.0%	▲	14
General Civil - Level 3	2015	-	-	-	-	-	-	-	-	-	1	1	-	1			2
	2016	-	1	1	-	1	-	-	-	1	-	-	-	4	300.0%	▲	4
Miscellaneous	2015	6	27	9	8	8	9	13	9	17	10	10	13	116			139
	2016	21	23	22	12	14	12	8	11	14	16	-	-	153	31.9%	▲	153
Misdemeanor	2015	-	-	-	3	-	3	2	-	2	-	-	3	10			13
	2016	3	-	-	-	2	-	-	-	14	-	-	-	19	90.0%	▲	19
Non-Capital Felonies and Related Matters	2015	22	-	-	3	-	24	2	2	20	-	-	4	73			77
	2016	6	-	3	18	1	1	-	-	37	2	-	-	68	-6.8%	▼	68
Other Criminally Related Matters	2015	1	-	-	-	-	1	-	-	-	-	-	-	2			2
	2016	-	-	-	-	2	-	-	-	-	-	-	-	2	0.0%	↔	2
Probates/Wills and Trusts - Level 2	2015	1	-	-	1	-	-	-	1	-	-	-	-	3			3
	2016	-	1	-	-	-	-	1	-	-	1	-	-	3	0.0%	↔	3
Uncontested Divorce	2015	1	-	-	-	2	1	-	2	2	1	-	1	9			10
	2016	1	1	1	-	-	-	-	1	1	1	-	-	6	-33.3%	▼	6

Court: Botetourt Circuit

Start/End Date: Jan-15 / Oct-16

2015 Average Month: 162

Jan-Oct 2015: 1,590

Filings Trending: ▲

Circuit/Court ID: 25

225023

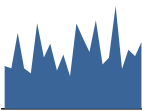
Type of Case: Filings

2016 Average Month:190

Jan-Oct 2016 : 1,900

Overall AVG. Month: 175

Monthly Summary



Jan 15-Oct 16

Totals

	2015	2016
Civil	343	302
Criminal	826	773
Other	775	825
Total	1,944	1,900

Jan --- Oct Filings

1,590

2015

1,900

2016

Jan --- Oct Filings

	2015	2016	% Change	Trending
Civil	304	302	-0.7%	▼
Criminal	718	773	7.7%	▲
Other	568	825	45.2%	▲
Total	1,590	1,900	19.5%	▲

	Jan	Feb	Mar	Apr	May	Jun	Jul	Aug	Sep	Oct	Nov	Dec	Thru Oct	% Change	Trending	Total
2015	128	122	228	122	106	257	154	195	115	163	98	256	1,590			1,944
2016	213	171	266	133	153	309	120	177	158	200	-	-	1,900	19.5%	▲	1,900

		Jan	Feb	Mar	Apr	May	Jun	Jul	Aug	Sep	Oct	Nov	Dec	Thru Oct	% Change	Trending	Total
Administrative Law	2015	-	1	-	-	-	-	1	1	-	-	-	1	3			4
	2016	-	1	-	-	-	-	-	1	-	1	-	-	3	0.0%	↔	3
Contested Divorce	2015	5	4	1	2	5	1	5	6	3	2	-	3	34			37
	2016	4	4	3	1	2	1	1	1	3	1	-	-	21	-38.2%	▼	21
Domestic and Family - Level 1	2015	2	6	14	3	2	3	10	9	4	2	-	-	55			55
	2016	6	2	13	2	7	8	5	3	9	6	-	-	61	10.9%	▲	61
Domestic and Family - Level 2	2015	-	-	1	-	1	-	-	1	-	-	-	2	3			5
	2016	-	-	-	2	-	2	-	2	2	-	-	-	8	166.7%	▲	8
General Civil - Level 1	2015	1	-	-	-	1	-	-	-	-	-	-	-	2			2
	2016	-	-	-	-	1	1	-	-	1	-	-	-	3	50.0%	▲	3
General Civil - Level 2	2015	8	1	6	4	3	11	1	3	2	1	3	1	40			44
	2016	8	2	5	6	1	1	2	4	1	1	-	-	31	-22.5%	▼	31
General Civil - Level 3	2015	1	3	3	4	3	3	2	1	3	3	2	2	26			30
	2016	1	2	6	2	8	1	1	2	-	-	-	-	23	-11.5%	▼	23
Miscellaneous	2015	57	57	78	55	38	57	61	79	70	87	59	163	639			861
	2016	120	117	104	72	76	77	74	94	65	108	-	-	907	41.9%	▲	907
Misdemeanor	2015	17	12	24	9	13	32	8	32	9	9	7	17	165			189
	2016	11	7	21	11	16	20	8	14	12	14	-	-	134	-18.8%	▼	134
Non-Capital Felonies and Related Matters	2015	24	21	90	33	24	143	61	53	17	41	18	60	507			585
	2016	51	21	103	23	32	189	16	51	53	57	-	-	596	17.6%	▲	596
Other Criminally Related Matters	2015	5	11	4	5	6	1	2	4	1	7	3	3	46			52
	2016	7	8	4	3	2	1	5	1	6	6	-	-	43	-6.5%	▼	43
Probates/Wills and Trusts - Level 1	2015	1	-	1	-	-	-	-	1	-	-	-	-	3			3
	2016	-	-	-	-	-	-	-	-	1	1	-	-	2	-33.3%	▼	2
Probates/Wills and Trusts - Level 2	2015	-	2	-	1	-	1	-	-	-	2	1	-	6			7
	2016	-	1	-	-	2	2	-	-	1	-	-	-	6	0.0%	↔	6
Uncontested Divorce	2015	7	4	6	6	10	5	3	5	6	9	5	4	61			70
	2016	5	6	7	11	6	6	8	4	4	5	-	-	62	1.6%	▲	62

Court: Craig Circuit

Start/End Date: Jan-15 / Oct-16

2015 Average Month: 29

Jan-Oct 2015: 274

Filings Trending: ▼

Circuit/Court ID: 25

225045


Type of Case: Filings

2016 Average Month:25

Jan-Oct 2016 : 254

Overall AVG. Month: 27

Monthly Summary



Jan 15-Oct 16

Totals

	2015	2016
Civil	57	45
Criminal	64	45
Other	223	164
Total	344	254

Jan --- Oct Filings

274

2015

254

2016

Jan --- Oct Filings

	2015	2016	% Change	Trending
Civil	51	45	-11.8%	▼
Criminal	54	45	-16.7%	▼
Other	169	164	-3.0%	▼
Total	274	254	-7.3%	▼

	Jan	Feb	Mar	Apr	May	Jun	Jul	Aug	Sep	Oct	Nov	Dec	Thru Oct	% Change	Trending	Total
2015	23	24	19	31	25	31	19	28	35	39	30	40	274			344
2016	26	34	29	28	22	21	17	21	21	35	-	-	254	-7.3%	▼	254

		Jan	Feb	Mar	Apr	May	Jun	Jul	Aug	Sep	Oct	Nov	Dec	Thru Oct	% Change	Trending	Total
Contested Divorce	2015	-	1	-	2	-	1	-	-	2	1	-	1	7			8
	2016	-	-	-	-	1	-	-	-	-	2	-	-	3	-57.1%	▼	3
Domestic and Family - Level 1	2015	-	-	-	2	-	4	1	3	-	-	1	-	10			11
	2016	-	1	-	1	1	-	-	1	1	1	-	-	6	-40.0%	▼	6
Domestic and Family - Level 2	2016	-	-	-	-	1	1	-	-	-	1	-	-	3			3
General Civil - Level 1	2015	-	-	-	-	-	-	-	-	-	1	-	-	1			1
General Civil - Level 2	2015	-	-	1	-	-	1	1	-	1	1	-	1	5			6
	2016	1	1	-	1	-	-	1	-	-	1	-	-	5	0.0%	↔	5
General Civil - Level 3	2015	-	-	-	-	-	-	1	1	-	-	-	-	2			2
	2016	-	-	3	1	-	-	-	-	1	-	-	-	5	150.0%	▲	5
Miscellaneous	2015	19	13	16	15	20	18	14	20	28	23	20	35	186			241
	2016	20	24	19	17	13	16	12	17	14	20	-	-	172	-7.5%	▼	172
Misdemeanor	2015	1	2	-	7	1	3	1	-	2	4	1	1	21			23
	2016	-	-	2	-	1	-	1	-	2	-	-	-	6	-71.4%	▼	6
Non-Capital Felonies and Related Matters	2015	2	8	1	4	2	2	1	2	2	8	8	-	32			40
	2016	4	3	4	6	4	4	2	2	1	9	-	-	39	21.9%	▲	39
Other	2016	-	-	-	-	-	-	-	-	-	1	-	-	1			1
Other Criminally Related Matter	2015	-	-	-	-	-	1	-	-	-	-	-	-	1			1
Probates/Wills and Trusts - Level 2	2015	-	-	-	-	-	-	-	-	-	-	-	1	0			1
	2016	-	1	-	-	-	-	-	-	-	-	-	-	1	0.0%	↔	1
Uncontested Divorce	2015	1	-	1	1	2	1	-	2	-	1	-	1	9			10
	2016	1	4	1	2	1	-	1	1	2	-	-	-	13	44.4%	▲	13

Court: Highland Circuit

Start/End Date: Jan-15 / Oct-16

2015 Average Month: 12

Jan-Oct 2015: 113

Filings Trending: ▲

Circuit/Court ID: 25

225091


Type of Case: Filings

2016 Average Month:13

Jan-Oct 2016 : 131

Overall AVG. Month: 13

Monthly Summary



Jan 15-Oct 16

Totals

	2015	2016
Civil	40	30
Criminal	19	46
Other	89	55
Total	148	131

Jan --- Oct Filings

113

2015

131

2016

Jan --- Oct Filings

	2015	2016	% Change	Trending
Civil	35	30	-14.3%	▼
Criminal	13	46	253.8%	▲
Other	65	55	-15.4%	▼
Total	113	131	15.9%	▲

	Jan	Feb	Mar	Apr	May	Jun	Jul	Aug	Sep	Oct	Nov	Dec	Thru Oct	% Change	Trending	Total
2015	14	13	8	16	3	15	19	8	10	7	10	25	113			148
2016	12	15	20	7	9	9	6	15	22	16	-	-	131	15.9%	▲	131

		Jan	Feb	Mar	Apr	May	Jun	Jul	Aug	Sep	Oct	Nov	Dec	Thru Oct	% Change	Trending	Total
Contested Divorce	2015	-	-	-	1	1	-	1	-	1	-	-	-	4			4
	2016	-	-	1	1	-	-	-	-	-	1	-	-	3	-25.0%	▼	3
Domestic and Family - Level 1	2016	-	-	-	-	1	-	-	2	-	-	-	-	3			3
Domestic and Family - Level 2	2015	-	-	-	1	-	-	-	-	-	-	-	-	1			1
General Civil - Level 1	2015	-	-	1	-	-	-	-	-	-	-	-	-	1			1
General Civil - Level 2	2015	2	-	-	-	-	1	7	-	-	-	-	1	10			11
	2016	-	1	-	-	1	-	-	-	-	1	-	-	3	-70.0%	▼	3
General Civil - Level 3	2015	-	-	-	-	-	1	-	-	-	-	-	1	1			2
	2016	-	-	-	1	-	-	-	-	-	-	-	-	1	0.0%	↔	1
Miscellaneous	2015	8	13	7	7	2	11	10	8	8	6	9	16	80			105
	2016	12	7	11	3	4	1	4	10	4	9	-	-	65	-18.8%	▼	65
Misdemeanor	2015	-	-	-	4	-	-	1	-	-	-	1	1	5			7
	2016	-	4	4	-	-	5	-	-	4	4	-	-	21	320.0%	▲	21
Non-Capital Felonies and Related Matters	2015	2	-	-	2	-	2	-	-	-	1	-	4	7			11
	2016	-	1	3	1	1	3	1	-	14	-	-	-	24	242.9%	▲	24
Other	2016	-	1	-	-	-	-	-	-	-	-	-	-	1			1
Other Criminally Related Matters	2015	-	-	-	1	-	-	-	-	-	-	-	-	1			1
	2016	-	-	1	-	-	-	-	-	-	-	-	-	1	0.0%	↔	1
Uncontested Divorce	2015	2	-	-	-	-	-	-	-	1	-	-	2	3			5
	2016	-	1	-	1	2	-	1	3	-	1	-	-	9	200.0%	▲	9

Court: Rockbridge Circuit

Start/End Date: Jan-15 / Oct-16

2015 Average Month: 162

Jan-Oct 2015: 1,636

Filings Trending: ▲

Circuit/Court ID: 25

225163


Type of Case: Filings

2016 Average Month:197

Jan-Oct 2016 : 1,966

Overall AVG. Month: 178

Monthly Summary



Jan 15-Oct 16

Totals

	2015	2016
Civil	344	303
Criminal	1,035	1,125
Other	563	538
Total	1,942	1,966

Jan --- Oct Filings

1,636

2015

1,966

2016

Jan --- Oct Filings

	2015	2016	% Change	Trending
Civil	298	303	1.7%	▲
Criminal	923	1,125	21.9%	▲
Other	415	538	29.6%	▲
Total	1,636	1,966	20.2%	▲

	Jan	Feb	Mar	Apr	May	Jun	Jul	Aug	Sep	Oct	Nov	Dec	Thru Oct	% Change	Trending	Total
2015	102	159	139	150	151	138	149	171	327	150	105	201	1,636			1,942
2016	166	209	225	199	287	160	214	162	176	168	-	-	1,966	20.2%	▲	1,966

		Jan	Feb	Mar	Apr	May	Jun	Jul	Aug	Sep	Oct	Nov	Dec	Thru Oct	% Change	Trending	Total
Administrative Law	2015	-	-	-	-	1	-	-	-	-	-	-	-	1			1
	2016	-	-	-	-	-	-	-	-	-	1	-	-	1	0.0%	↔	1
Contested Divorce	2015	3	2	3	3	-	4	-	1	6	4	2	-	26			28
	2016	5	3	2	1	3	1	3	5	3	1	-	-	27	3.8%	▲	27
Domestic and Family - Level 1	2015	2	-	3	-	3	5	2	6	2	1	2	3	24			29
	2016	-	3	1	-	-	2	2	2	1	-	-	-	11	-54.2%	▼	11
Domestic and Family - Level 2	2015	-	-	1	3	-	1	1	1	-	-	2	-	7			9
	2016	-	-	2	2	2	2	1	-	1	-	-	-	10	42.9%	▲	10
General Civil - Level 1	2015	-	-	-	-	1	-	1	1	-	-	-	-	3			3
General Civil - Level 2	2015	4	6	6	3	3	4	4	3	2	10	3	2	45			50
	2016	5	4	7	5	3	5	4	3	4	9	-	-	49	8.9%	▲	49
General Civil - Level 3	2015	2	1	1	4	4	3	3	1	3	3	5	4	25			34
	2016	5	3	4	3	1	1	1	1	4	7	-	-	30	20.0%	▲	30
Miscellaneous	2015	49	51	55	56	31	33	55	65	63	44	45	114	502			661
	2016	78	68	86	56	53	59	66	69	46	57	-	-	638	27.1%	▲	638
Misdemeanor	2015	13	28	19	30	21	25	17	25	19	17	15	24	214			253
	2016	11	40	39	44	39	50	31	22	47	35	-	-	358	67.3%	▲	358
Non-Capital Felonies and Related Matters	2015	17	57	34	43	71	48	53	53	224	62	14	41	662			717
	2016	55	77	62	74	171	27	95	50	58	52	-	-	721	8.9%	▲	721
Other	2015	-	1	2	-	-	-	-	-	-	-	1	-	3			4
	2016	-	-	-	1	1	-	1	-	1	1	-	-	5	66.7%	▲	5
Other Criminally Related Matters	2015	4	6	6	2	5	3	10	6	3	3	13	5	48			66
	2016	3	4	3	5	5	8	5	7	3	3	-	-	46	-4.2%	▼	46
Probates/Wills and Trusts - Lev	2016	-	-	1	-	-	-	-	-	-	-	-	-	1			1
Probates/Wills and Trusts - Level 2	2015	1	1	-	-	1	1	1	4	2	1	-	1	12			13
	2016	-	-	-	-	-	1	-	-	1	-	-	-	2	-83.3%	▼	2
Uncontested Divorce	2015	7	6	9	6	10	11	2	5	3	5	3	7	64			74
	2016	4	7	18	8	9	4	5	3	7	2	-	-	67	4.7%	▲	67



Court: Buena Vista Circuit

Start/End Date: Jan-15 / Oct-16

2015 Average Month: 36

Jan-Oct 2015: 350

Filings Trending: ▲

Circuit/Court ID: 25

225530


Type of Case: Filings

2016 Average Month:42

Jan-Oct 2016 : 419

Overall AVG. Month: 38

Monthly Summary



Jan 15-Oct 16

Totals

	2015	2016
Civil	75	79
Criminal	253	233
Other	99	107
Total	427	419

Jan --- Oct Filings

350

2015

419

2016

Jan --- Oct Filings

	2015	2016	% Change	Trending
Civil	60	79	31.7%	▲
Criminal	221	233	5.4%	▲
Other	69	107	55.1%	▲
Total	350	419	19.7%	▲

	Jan	Feb	Mar	Apr	May	Jun	Jul	Aug	Sep	Oct	Nov	Dec	Thru Oct	% Change	Trending	Total
2015	40	26	31	31	23	24	25	28	102	20	26	51	350			427
2016	66	42	39	59	27	33	64	33	27	29	-	-	419	19.7%	▲	419

		Jan	Feb	Mar	Apr	May	Jun	Jul	Aug	Sep	Oct	Nov	Dec	Thru Oct	% Change	Trending	Total
Administrative Law	2016	1	-	-	-	-	-	-	-	-	-	-	-	1			1
Contested Divorce	2015	1	-	2	2	-	1	-	1	1	1	-	1	9			10
	2016	-	1	1	1	1	-	2	-	-	2	-	-	8	-11.1%	▼	8
Domestic and Family - Level 1	2015	-	-	1	-	1	-	2	-	2	1	2	1	7			10
	2016	1	1	-	-	-	-	1	1	1	-	-	-	5	-28.6%	▼	5
Domestic and Family - Level 2	2015	-	-	-	1	1	-	-	-	-	-	-	1	2			3
	2016	-	-	3	-	-	-	1	-	-	-	-	-	4	100.0%	▲	4
General Civil - Level 1	2016	-	-	-	-	-	1	-	-	-	-	-	-	1			1
General Civil - Level 2	2015	-	-	-	-	1	-	-	-	-	1	-	2	2			4
	2016	-	-	1	2	1	-	-	-	-	-	-	-	4	100.0%	▲	4
General Civil - Level 3	2015	-	2	-	-	-	2	-	-	-	-	-	2	4			6
	2016	1	-	-	-	-	1	-	-	-	1	-	-	3	-25.0%	▼	3
Miscellaneous	2015	4	11	7	8	6	6	8	9	14	7	7	25	80			112
	2016	16	13	19	16	15	16	9	14	9	12	-	-	139	73.8%	▲	139
Misdemeanor	2015	1	5	3	10	8	1	4	7	1	1	2	6	41			49
	2016	3	5	2	8	3	4	11	6	8	4	-	-	54	31.7%	▲	54
Non-Capital Felonies and Related Matters	2015	31	4	15	5	1	12	10	8	82	7	12	11	175			198
	2016	40	18	10	25	7	8	38	9	9	8	-	-	172	-1.7%	▼	172
Other	2015	-	-	-	-	1	-	-	-	-	-	1	-	1			2
Other Criminally Related Matters	2015	-	-	-	3	2	-	-	-	-	-	1	-	5			6
	2016	-	2	-	1	-	1	1	2	-	-	-	-	7	40.0%	▲	7
Probates/Wills and Trusts - Level 2	2015	1	1	3	-	-	-	-	-	1	-	-	-	6			6
	2016	1	-	-	1	-	-	-	-	-	-	-	-	2	-66.7%	▼	2
Uncontested Divorce	2015	2	3	-	2	2	2	1	3	1	2	1	2	18			21
	2016	3	2	3	5	-	2	1	1	-	2	-	-	19	5.6%	▲	19

Court: Staunton Circuit

Start/End Date: Jan-15 / Oct-16

2015 Average Month: 139

Jan-Oct 2015: 1,389

Filings Trending: ▲

Circuit/Court ID: 25

225790

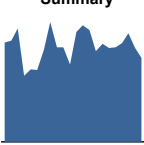
Type of Case: Filings

2016 Average Month:149

Jan-Oct 2016 : 1,487

Overall AVG. Month: 144

Monthly Summary



Jan 15-Oct 16

Totals

	2015	2016
Civil	351	306
Criminal	967	879
Other	352	302
Total	1,670	1,487

Jan --- Oct Filings

1,389

2015

1,487

2016

Jan --- Oct Filings

	2015	2016	% Change	Trending
Civil	306	306	-	↔
Criminal	813	879	8.1%	▲
Other	270	302	11.9%	▲
Total	1,389	1,487	7.1%	▲

	Jan	Feb	Mar	Apr	May	Jun	Jul	Aug	Sep	Oct	Nov	Dec	Thru Oct	% Change	Trending	Total
2015	149	152	170	99	109	108	138	180	142	142	116	165	1,389			1,670
2016	175	168	136	147	141	142	148	163	141	126	-	-	1,487	7.1%	▲	1,487

		Jan	Feb	Mar	Apr	May	Jun	Jul	Aug	Sep	Oct	Nov	Dec	Thru Oct	% Change	Trending	Total
Administrative Law	2015	-	-	-	1	-	-	-	-	1	-	-	-	2			2
	2016	-	-	-	-	-	-	-	-	1	-	-	-	1	-50.0%	▼	1
Contested Divorce	2015	2	4	1	1	1	2	4	2	2	1	2	1	20			23
	2016	-	1	1	2	5	-	2	2	-	2	-	-	15	-25.0%	▼	15
Domestic and Family - Level 1	2015	-	1	15	1	-	5	2	1	2	6	1	1	33			35
	2016	-	6	5	5	4	7	6	2	5	-	-	-	40	21.2%	▲	40
Domestic and Family - Level 2	2015	8	12	6	5	1	10	12	7	8	4	5	5	73			83
	2016	3	11	2	9	5	5	10	3	4	5	-	-	57	-21.9%	▼	57
General Civil - Level 1	2015	-	1	1	-	1	-	-	-	-	1	-	-	4			4
	2016	1	1	-	1	-	2	-	-	1	-	-	-	6	50.0%	▲	6
General Civil - Level 2	2015	2	-	2	3	1	3	1	1	1	5	1	3	19			23
	2016	1	1	2	2	3	-	4	6	4	1	-	-	24	26.3%	▲	24
General Civil - Level 3	2015	3	-	4	2	2	3	1	1	-	2	-	2	18			20
	2016	1	3	2	-	2	1	-	4	1	2	-	-	16	-11.1%	▼	16
Miscellaneous	2015	35	36	33	26	23	18	34	28	43	22	27	63	298			388
	2016	43	34	41	25	24	43	26	32	33	42	-	-	343	15.1%	▲	343
Misdemeanor	2015	10	12	16	10	5	2	11	9	14	12	12	14	101			127
	2016	15	15	7	13	10	16	19	19	18	10	-	-	142	40.6%	▲	142
Non-Capital Felonies and Related Matters	2015	80	72	74	39	54	45	56	122	55	79	47	70	676			793
	2016	97	89	68	70	78	52	71	76	61	58	-	-	720	6.5%	▲	720
Other	2015	4	7	3	7	2	3	11	6	5	7	4	2	55			61
	2016	12	-	2	7	1	6	7	3	4	5	-	-	47	-14.5%	▼	47
Other Criminally Related Matters	2015	-	3	9	1	9	5	2	1	6	-	11	-	36			47
	2016	-	2	-	1	3	-	-	6	5	-	-	-	17	-52.8%	▼	17
Probates/Wills and Trusts - Level 2	2015	1	-	-	-	1	2	2	-	1	-	1	-	7			8
	2016	1	-	1	-	1	2	-	1	2	1	-	-	9	28.6%	▲	9
Protective Orders	2015	-	-	-	-	-	-	-	-	1	-	1	-	1			2
Uncontested Divorce	2015	4	4	6	3	9	10	2	2	3	3	4	4	46			54
	2016	1	5	5	12	5	8	3	9	2	-	-	-	50	8.7%	▲	50

Court: Waynesboro Circuit

Start/End Date: Jan-15 / Oct-16

2015 Average Month: 150

Jan-Oct 2015: 1,499

Filings Trending: ▲

Circuit/Court ID: 25

225820


Type of Case: Filings

2016 Average Month: 174

Jan-Oct 2016 : 1,738

Overall AVG. Month: 161

Monthly Summary



Jan 15-Oct 16

Totals

	2015	2016
Civil	560	564
Criminal	613	583
Other	625	591
Total	1,798	1,738

Jan --- Oct Filings

1,499

2015

1,738

2016

Jan --- Oct Filings

	2015	2016	% Change	Trending
Civil	475	564	18.7%	▲
Criminal	514	583	13.4%	▲
Other	510	591	15.9%	▲
Total	1,499	1,738	15.9%	▲

	Jan	Feb	Mar	Apr	May	Jun	Jul	Aug	Sep	Oct	Nov	Dec	Thru Oct	% Change	Trending	Total
2015	193	141	159	167	148	107	152	161	147	124	136	163	1,499			1,798
2016	152	207	204	179	187	198	148	152	161	150	-	-	1,738	15.9%	▲	1,738

		Jan	Feb	Mar	Apr	May	Jun	Jul	Aug	Sep	Oct	Nov	Dec	Thru Oct	% Change	Trending	Total
Administrative Law	2016	1	-	-	-	-	-	-	-	-	-	-	-	1			1
Contested Divorce	2015	10	10	12	7	4	6	11	8	9	9	4	8	86			98
	2016	12	18	15	3	8	15	5	8	10	11	-	-	105	22.1%	▲	105
Domestic and Family - Level 1	2015	3	3	5	2	7	1	6	6	-	1	15	-	34			49
	2016	4	8	3	11	2	11	4	4	15	10	-	-	72	111.8%	▲	72
Domestic and Family - Level 2	2015	-	-	1	2	1	2	2	1	-	-	-	-	9			9
	2016	2	2	-	3	2	4	2	-	2	2	-	-	19	111.1%	▲	19
General Civil - Level 1	2015	-	-	-	-	-	-	1	-	-	-	-	-	1			1
	2016	1	-	-	-	-	-	-	-	-	-	-	-	1	0.0%	↔	1
General Civil - Level 2	2015	2	4	5	1	2	1	-	2	1	2	3	-	20			23
	2016	1	2	2	1	1	3	-	2	4	-	-	-	16	-20.0%	▼	16
General Civil - Level 3	2015	1	-	-	2	-	3	-	8	1	4	2	5	19			26
	2016	-	3	3	3	4	2	2	-	1	1	-	-	19	0.0%	↔	19
Miscellaneous	2015	36	25	23	25	27	28	28	23	38	24	24	57	277			358
	2016	36	35	42	34	27	32	30	28	24	35	-	-	323	16.6%	▲	323
Misdemeanor	2015	10	6	14	6	11	6	16	11	11	12	5	14	103			122
	2016	9	12	21	7	14	20	5	11	3	13	-	-	115	11.7%	▲	115
Non-Capital Felonies and Related Matters	2015	66	18	18	69	56	13	37	49	29	28	42	35	383			460
	2016	41	26	54	56	67	58	43	43	39	29	-	-	456	19.1%	▲	456
Other	2015	41	50	43	26	24	23	30	34	40	16	25	25	327			377
	2016	23	68	39	41	24	26	38	32	38	28	-	-	357	9.2%	▲	357
Other Criminally Related Matters	2015	-	-	1	6	1	4	3	1	5	7	2	1	28			31
	2016	-	-	-	-	12	-	-	1	-	-	-	-	13	-53.6%	▼	13
Probates/Wills and Trusts - Level 1	2015	1	-	1	-	-	-	-	-	-	1	-	-	3			3
	2016	-	-	1	-	-	-	-	-	-	-	-	-	1	-66.7%	▼	1
Probates/Wills and Trusts - Level 2	2015	-	1	1	1	-	1	-	-	-	1	-	-	5			5
	2016	-	-	1	2	1	1	-	1	-	3	-	-	9	80.0%	▲	9
Uncontested Divorce	2015	23	24	35	20	15	19	18	18	13	19	14	18	204			236
	2016	22	33	23	18	25	26	19	22	25	18	-	-	231	13.2%	▲	231

Court: Clarke Circuit

Start/End Date: Jan-15 / Oct-16

2015 Average Month: 52

Jan-Oct 2015: 512

Filings Trending: ▲

Circuit/Court ID: 26

226043

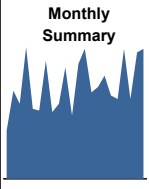
Type of Case: Filings

2016 Average Month:63

Jan-Oct 2016 : 625

Overall AVG. Month: 57

Monthly Summary



Jan 15-Oct 16

Totals

	2015	2016
Civil	129	126
Criminal	232	243
Other	258	256
Total	619	625

Jan --- Oct Filings

512

2015

625

2016

Jan --- Oct Filings

	2015	2016	% Change	Trending
Civil	114	126	10.5%	▲
Criminal	206	243	18.0%	▲
Other	192	256	33.3%	▲
Total	512	625	22.1%	▲

	Jan	Feb	Mar	Apr	May	Jun	Jul	Aug	Sep	Oct	Nov	Dec	Thru Oct	% Change	Trending	Total
2015	29	53	45	79	42	41	71	40	45	67	38	69	512			619
2016	78	52	55	62	50	48	78	48	76	78	-	-	625	22.1%	▲	625

		Jan	Feb	Mar	Apr	May	Jun	Jul	Aug	Sep	Oct	Nov	Dec	Thru Oct	% Change	Trending	Total
Administrative Law	2016	-	-	-	-	-	-	1	-	-	-	-	-	1			1
Contested Divorce	2015	-	3	3	1	4	-	1	-	1	-	2	1	13			16
	2016	-	1	-	-	3	1	-	3	-	2	-	-	10	-23.1%	▼	10
Domestic and Family - Level 1	2015	-	-	1	-	1	-	-	-	1	-	-	-	3			3
	2016	1	-	-	1	-	1	-	1	1	1	-	-	6	100.0%	▲	6
Domestic and Family - Level 2	2015	-	-	1	1	-	-	1	-	-	-	-	-	3			3
	2016	-	-	1	2	-	-	-	-	3	-	-	-	6	100.0%	▲	6
General Civil - Level 1	2015	-	-	-	-	1	-	1	-	-	-	-	-	2			2
	2016	-	-	-	-	-	-	-	-	-	1	-	-	1	-50.0%	▼	1
General Civil - Level 2	2015	1	2	1	5	1	-	-	1	1	2	1	-	14			15
	2016	1	-	1	2	1	-	2	2	1	-	-	-	10	-28.6%	▼	10
General Civil - Level 3	2015	-	-	-	1	1	-	1	-	2	2	1	-	7			8
	2016	1	-	1	2	6	4	5	-	3	3	-	-	25	257.1%	▲	25
Miscellaneous	2015	16	30	23	23	16	15	24	25	27	28	23	49	227			299
	2016	28	31	26	25	20	29	31	21	45	34	-	-	290	27.8%	▲	290
Misdemeanor	2015	2	1	3	5	3	7	8	1	5	10	3	7	45			55
	2016	10	4	3	3	5	1	5	5	9	1	-	-	46	2.2%	▲	46
Non-Capital Felonies and Related Matters	2015	6	10	8	40	10	13	30	6	7	23	4	10	153			167
	2016	33	12	18	26	13	11	29	6	11	30	-	-	189	23.5%	▲	189
Other	2015	-	1	-	-	-	-	-	-	-	-	-	-	1			1
	2016	-	-	-	-	-	-	-	1	-	-	-	-	1	0.0%	↔	1
Other Criminally Related Matters	2015	-	-	1	-	-	2	-	4	1	-	-	2	8			10
	2016	2	-	2	-	-	-	1	-	1	2	-	-	8	0.0%	↔	8
Probates/Wills and Trusts - Level 2	2015	-	1	-	1	-	-	-	-	-	-	-	-	2			2
	2016	-	-	-	-	-	-	-	3	1	-	-	-	4	100.0%	▲	4
Protective Orders	2016	-	-	-	-	-	-	1	-	-	-	-	-	1			1
Uncontested Divorce	2015	4	5	4	2	5	4	5	3	-	2	4	-	34			38
	2016	2	4	3	1	2	1	3	6	1	4	-	-	27	-20.6%	▼	27

Court: Frederick Circuit

Start/End Date: Jan-15 / Oct-16

2015 Average Month: 391

Jan-Oct 2015: 3,931

Filings Trending: ↔

Circuit/Court ID: 26

226069


Type of Case: Filings

2016 Average Month:396

Jan-Oct 2016 : 3,964

Overall AVG. Month: 394

Monthly Summary



Jan 15-Oct 16

Totals

	2015	2016
Civil	895	712
Criminal	2,482	1,787
Other	1,318	1,465
Total	4,695	3,964

Jan --- Oct Filings

3,931

2015

3,964

2016

Jan --- Oct Filings

	2015	2016	% Change	Trending
Civil	757	712	-5.9%	▼
Criminal	2,210	1,787	-19.1%	▼
Other	964	1,465	52.0%	▲
Total	3,931	3,964	0.8%	▲

	Jan	Feb	Mar	Apr	May	Jun	Jul	Aug	Sep	Oct	Nov	Dec	Thru Oct	% Change	Trending	Total
2015	394	317	399	496	326	477	420	291	344	467	292	472	3,931			4,695
2016	373	438	467	352	419	393	403	349	308	462	-	-	3,964	0.8%	▲	3,964

		Jan	Feb	Mar	Apr	May	Jun	Jul	Aug	Sep	Oct	Nov	Dec	Thru Oct	% Change	Trending	Total
Administrative Law	2015	-	-	1	-	-	1	-	-	-	-	-	-	2			2
	2016	-	-	-	-	-	1	1	-	2	2	-	-	6	200.0%	▲	6
Capital Murder	2015	-	-	4	-	-	-	-	-	-	-	-	-	4			4
	2016	-	-	-	-	-	-	-	-	-	-	-	-	-			-
Contested Divorce	2015	5	10	14	15	6	9	6	10	7	7	5	14	89			108
	2016	7	6	9	17	14	6	8	9	4	6	-	-	86	-3.4%	▼	86
Domestic and Family - Level 1	2015	2	4	7	7	6	6	2	3	5	7	9	2	49			60
	2016	-	5	3	4	6	7	8	6	6	4	-	-	49	0.0%	↔	49
Domestic and Family - Level 2	2015	3	1	1	-	3	2	1	2	3	3	5	1	19			25
	2016	2	-	3	2	4	2	3	-	-	3	-	-	19	0.0%	↔	19
General Civil - Level 1	2015	-	-	-	1	-	-	-	-	1	1	-	-	3			3
	2016	-	1	2	-	-	-	-	-	-	-	-	-	3	0.0%	↔	3
General Civil - Level 2	2015	7	5	7	11	10	7	8	6	11	5	5	7	77			89
	2016	4	11	11	3	8	4	4	5	10	6	-	-	66	-14.3%	▼	66
General Civil - Level 3	2015	4	5	5	7	3	8	2	4	3	5	2	2	46			50
	2016	1	8	-	1	7	5	3	2	4	3	-	-	34	-26.1%	▼	34
Miscellaneous	2015	110	113	123	151	110	98	141	100	118	123	137	248	1,187			1,572
	2016	172	222	227	133	124	155	186	143	157	180	-	-	1,699	43.1%	▲	1,699
Misdemeanor	2015	42	53	53	40	23	127	55	43	35	62	18	18	533			569
	2016	28	27	32	34	36	33	28	15	20	36	-	-	289	-45.8%	▼	289
Non-Capital Felonies and Related Matters	2015	201	97	153	233	138	182	179	82	134	224	77	153	1,623			1,853
	2016	136	132	139	130	188	161	143	143	88	194	-	-	1,454	-10.4%	▼	1,454
Other	2015	-	1	-	-	-	-	1	1	-	-	-	-	3			3
	2016	5	4	1	7	5	3	5	13	2	11	2	5	56			63
Other Criminally Related Matters	2015	4	3	10	6	2	3	-	3	4	9	-	-	44	-21.4%	▼	44
	2016	-	-	-	1	-	1	-	-	-	-	-	-	2			2
Probates/Wills and Trusts - Lev	2015	2	1	2	4	4	3	-	2	2	2	1	2	22			25
	2016	2	1	2	2	4	-	1	2	1	1	-	-	16	-27.3%	▼	16
Uncontested Divorce	2015	13	23	32	19	18	30	20	25	23	17	31	20	220			271
	2016	17	22	25	20	26	16	18	21	12	18	-	-	195	-11.4%	▼	195

Court: Page Circuit

Start/End Date: Jan-15 / Oct-16

2015 Average Month: 139

Jan-Oct 2015: 1,403

Filings Trending: ▲

Circuit/Court ID: 26

226139


Type of Case: Filings

2016 Average Month:173

Jan-Oct 2016 : 1,733

Overall AVG. Month: 155

Monthly Summary




Jan 15-Oct 16

Totals

	2015	2016
Civil	276	243
Criminal	991	1,069
Other	400	421
Total	1,667	1,733

Jan --- Oct Filings



1,403 2015 1,733 2016

Jan --- Oct Filings

	2015	2016	% Change	Trending
Civil	229	243	6.1%	▲
Criminal	878	1,069	21.8%	▲
Other	296	421	42.2%	▲
Total	1,403	1,733	23.5%	▲

	Jan	Feb	Mar	Apr	May	Jun	Jul	Aug	Sep	Oct	Nov	Dec	Thru Oct	% Change	Trending	Total
2015	194	108	155	125	142	130	158	117	149	125	108	156	1,403			1,667
2016	242	198	173	186	157	100	113	135	276	153	-	-	1,733	23.5%	▲	1,733

		Jan	Feb	Mar	Apr	May	Jun	Jul	Aug	Sep	Oct	Nov	Dec	Thru Oct	% Change	Trending	Total
Administrative Law	2015	-	-	-	-	-	-	-	-	-	-	1	1	0			2
Capital Murder	2016	-	-	-	-	-	-	-	4	-	-	-	-	4	0.0%	↔	4
Contested Divorce	2015	1	2	5	5	3	1	2	4	1	2	-	5	26			31
	2016	3	5	1	1	6	3	3	3	-	3	-	-	28	7.7%	▲	28
Domestic and Family - Level 1	2015	2	1	1	2	-	-	-	1	3	1	-	1	11			12
	2016	3	-	-	-	1	3	1	1	-	1	-	-	10	-9.1%	▼	10
Domestic and Family - Level 2	2015	1	1	-	1	-	1	-	-	-	2	2	2	6			10
	2016	-	-	-	-	-	1	4	-	2	-	-	-	7	16.7%	▲	7
General Civil - Level 2	2015	1	2	6	2	2	7	6	1	2	3	-	3	32			35
	2016	1	3	5	-	5	3	2	2	4	-	-	-	25	-21.9%	▼	25
General Civil - Level 3	2015	-	-	1	3	2	1	5	-	-	1	2	1	13			16
	2016	1	-	4	-	3	1	3	1	1	4	-	-	18	38.5%	▲	18
Miscellaneous	2015	42	40	41	22	32	33	40	23	43	44	33	82	360			475
	2016	71	71	57	34	35	36	41	40	49	56	-	-	490	36.1%	▲	490
Misdemeanor	2015	33	13	15	7	26	23	27	26	11	17	20	11	198			229
	2016	29	8	15	22	27	4	13	17	40	19	-	-	194	-2.0%	▼	194
Non-Capital Felonies and Related Matters	2015	108	38	74	77	60	52	63	55	74	48	38	41	649			728
	2016	76	97	79	118	68	43	38	57	165	58	-	-	799	23.1%	▲	799
Other	2015	1	1	4	-	-	1	2	-	1	1	1	1	11			13
	2016	-	2	4	5	1	-	1	1	-	3	-	-	17	54.5%	▲	17
Other Criminally Related Matters	2015	1	-	1	1	8	3	5	1	11	-	3	1	31			35
	2016	56	1	-	3	2	-	-	-	7	4	-	-	73	135.5%	▲	73
Probates/Wills and Trusts - Lev	2016	-	-	-	-	1	-	-	-	1	-	-	-	2			2
Probates/Wills and Trusts - Level 2	2015	-	2	1	1	1	1	-	-	-	1	-	-	7			7
	2016	1	-	-	1	1	-	-	1	-	1	-	-	5	-28.6%	▼	5
Protective Orders	2015	1	-	-	-	-	-	-	-	-	-	-	-	1			1
Uncontested Divorce	2015	3	8	6	4	8	7	8	6	3	5	8	7	58			73
	2016	1	11	8	2	7	6	7	8	7	4	-	-	61	5.2%	▲	61

Court: Rockingham Circuit

Start/End Date: Jan-15 / Oct-16

2015 Average Month: 591

Jan-Oct 2015: 5,622

Filings Trending: ▲

Circuit/Court ID: 26

226165

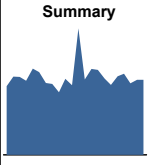
Type of Case: Filings

2016 Average Month:581

Jan-Oct 2016 : 5,807

Overall AVG. Month: 586

Monthly Summary



Jan 15-Oct 16

Totals

	2015	2016
Civil	1,625	1,426
Criminal	3,033	2,327
Other	2,436	2,054
Total	7,094	5,807

Jan --- Oct Filings

5,622

2015

5,807

2016

Jan --- Oct Filings

	2015	2016	% Change	Trending
Civil	1,309	1,426	8.9%	▲
Criminal	2,577	2,327	-9.7%	▼
Other	1,736	2,054	18.3%	▲
Total	5,622	5,807	3.3%	▲

	Jan	Feb	Mar	Apr	May	Jun	Jul	Aug	Sep	Oct	Nov	Dec	Thru Oct	% Change	Trending	Total
2015	515	588	584	557	647	621	538	531	470	571	523	949	5,622			7,094
2016	566	645	638	572	525	589	609	537	563	563	-	-	5,807	3.3%	▲	5,807

		Jan	Feb	Mar	Apr	May	Jun	Jul	Aug	Sep	Oct	Nov	Dec	Thru Oct	% Change	Trending	Total
Administrative Law	2015	-	1	-	1	-	-	3	1	-	1	1	1	7			9
	2016	-	1	1	1	-	-	-	1	1	-	-	-	5	-28.6%	▼	5
Capital Murder	2015	-	-	-	4	-	-	-	-	-	-	-	-	4			4
	2016	-	-	-	1	-	-	-	-	-	-	-	-	1	-75.0%	▼	1
Contested Divorce	2015	12	10	18	9	22	11	14	16	12	14	18	9	138			165
	2016	10	9	20	14	17	16	15	18	21	13	-	-	153	10.9%	▲	153
Domestic and Family - Level 1	2015	6	2	5	3	3	9	20	6	5	15	19	6	74			99
	2016	8	7	4	3	9	44	9	1	9	9	-	-	103	39.2%	▲	103
Domestic and Family - Level 2	2015	5	1	14	4	15	17	3	5	8	18	19	5	90			114
	2016	9	4	3	20	5	6	4	6	11	3	-	-	71	-21.1%	▼	71
General Civil - Level 1	2015	2	2	-	1	2	1	1	1	2	-	-	-	12			12
	2016	1	-	-	-	-	1	1	2	1	1	-	-	7	-41.7%	▼	7
General Civil - Level 2	2015	13	14	9	11	10	17	11	12	18	5	22	9	120			151
	2016	10	11	20	19	16	13	13	28	20	12	-	-	162	35.0%	▲	162
General Civil - Level 3	2015	3	3	10	7	7	7	1	4	7	1	11	5	50			66
	2016	7	6	4	1	3	3	3	10	8	9	-	-	54	8.0%	▲	54
Miscellaneous	2015	147	198	164	156	152	135	148	131	166	176	141	415	1,573			2,129
	2016	239	258	219	160	125	178	161	179	178	206	-	-	1,903	21.0%	▲	1,903
Misdemeanor	2015	43	43	56	41	64	74	37	47	35	35	39	51	475			565
	2016	27	62	65	46	44	49	55	27	43	32	-	-	450	-5.3%	▼	450
Non-Capital Felonies and Related Matters	2015	170	212	211	224	250	254	184	203	134	198	148	203	2,040			2,391
	2016	150	173	202	204	204	165	231	143	161	171	-	-	1,804	-11.6%	▼	1,804
Other	2015	77	67	55	67	51	66	71	65	56	74	77	219	649			945
	2016	68	70	59	66	65	65	76	64	61	55	-	-	649	0.0%	↔	649
Other Criminally Related Matters	2015	3	7	8	6	10	7	3	6	3	8	6	9	61			76
	2016	9	10	4	6	2	7	8	16	5	9	-	-	76	24.6%	▲	76
Probates/Wills and Trusts - Level 1	2015	-	-	-	-	-	1	-	1	-	-	1	-	2			3
	2016	-	-	-	1	-	2	-	1	-	-	-	-	4	100.0%	▲	4
Probates/Wills and Trusts - Level 2	2015	8	1	1	4	2	1	1	3	-	5	2	-	26			28
	2016	2	2	5	3	5	2	-	3	1	2	-	-	25	-3.8%	▼	25
Protective Orders	2015	-	1	3	1	5	-	1	-	-	-	2	-	11			13
	2016	-	-	-	2	1	4	3	1	-	2	-	-	13	18.2%	▲	13
Uncontested Divorce	2015	26	26	30	18	54	21	40	30	24	21	17	17	290			324
	2016	26	32	32	25	29	34	30	37	43	39	-	-	327	12.8%	▲	327



Court: Shenandoah Circuit

Start/End Date: Jan-15 / Oct-16

2015 Average Month: 265

Jan-Oct 2015: 2,567

Filings Trending: ▲

Circuit/Court ID: 26

226171


Type of Case: Filings

2016 Average Month:286

Jan-Oct 2016 : 2,856

Overall AVG. Month: 274

Monthly Summary



Jan 15-Oct 16

Totals

	2015	2016
Civil	425	419
Criminal	1,351	1,126
Other	1,402	1,311
Total	3,178	2,856

Jan --- Oct Filings

2,567

2015

2,856

2016

Jan --- Oct Filings

	2015	2016	% Change	Trending
Civil	353	419	18.7%	▲
Criminal	1,193	1,126	-5.6%	▼
Other	1,021	1,311	28.4%	▲
Total	2,567	2,856	11.3%	▲

	Jan	Feb	Mar	Apr	May	Jun	Jul	Aug	Sep	Oct	Nov	Dec	Thru Oct	% Change	Trending	Total
2015	260	303	265	302	141	259	208	263	243	323	164	447	2,567			3,178
2016	345	244	333	323	280	273	314	221	236	287	-	-	2,856	11.3%	▲	2,856

		Jan	Feb	Mar	Apr	May	Jun	Jul	Aug	Sep	Oct	Nov	Dec	Thru Oct	% Change	Trending	Total
Administrative Law	2015	-	-	-	-	1	-	1	-	-	-	-	-	2			2
Contested Divorce	2015	-	-	5	7	6	7	6	2	3	2	5	2	38			45
	2016	1	-	5	6	6	4	8	8	3	1	-	-	42	10.5%	▲	42
Domestic and Family - Level 1	2015	6	3	2	9	2	4	3	12	8	2	4	1	51			56
	2016	6	-	6	7	1	-	-	5	1	8	-	-	34	-33.3%	▼	34
Domestic and Family - Level 2	2015	2	2	-	2	1	4	1	1	1	-	-	1	14			15
	2016	-	3	3	4	-	2	-	-	2	-	-	-	14	0.0%	↔	14
General Civil - Level 1	2015	-	-	1	-	-	-	-	-	2	-	-	-	3			3
	2016	-	-	1	-	-	-	1	-	2	-	-	-	4	33.3%	▲	4
General Civil - Level 2	2015	1	4	3	2	3	4	2	2	5	1	3	3	27			33
	2016	3	1	8	2	2	5	9	4	7	4	-	-	45	66.7%	▲	45
General Civil - Level 3	2015	2	-	3	2	2	1	-	2	3	-	2	1	15			18
	2016	1	-	1	1	-	1	3	6	-	7	-	-	20	33.3%	▲	20
Miscellaneous	2015	73	54	85	66	52	75	64	84	76	71	93	142	700			935
	2016	117	103	119	81	79	79	97	85	106	123	-	-	989	41.3%	▲	989
Misdemeanor	2015	17	45	35	16	8	17	15	19	24	122	9	38	318			365
	2016	27	23	18	17	42	41	18	37	22	33	-	-	278	-12.6%	▼	278
Non-Capital Felonies and Related Matters	2015	110	90	99	128	34	95	74	42	73	79	8	98	824			930
	2016	99	71	74	147	87	67	108	49	44	77	-	-	823	-0.1%	▼	823
Other	2015	38	91	22	53	27	42	33	70	39	29	23	148	444			615
	2016	80	28	86	39	55	66	56	16	36	18	-	-	480	8.1%	▲	480
Other Criminally Related Matters	2015	1	8	1	5	2	5	-	19	-	10	2	3	51			56
	2016	-	1	6	4	-	1	3	1	4	6	-	-	26	-49.0%	▼	26
Probates/Wills and Trusts - Lev	2016	1	1	1	-	-	-	-	-	-	-	-	-	3			3
Probates/Wills and Trusts - Level 2	2015	-	1	-	1	-	-	3	-	-	-	-	2	5			7
	2016	1	1	1	3	1	-	-	2	1	1	-	-	11	120.0%	▲	11
Uncontested Divorce	2015	10	5	9	11	3	5	6	10	9	7	15	8	75			98
	2016	9	12	4	12	7	7	11	8	8	9	-	-	87	16.0%	▲	87

Court: Warren Circuit

Start/End Date: Jan-15 / Oct-16

2015 Average Month: 264

Jan-Oct 2015: 2,469

Filings Trending: ▲

Circuit/Court ID: 26

226187


Type of Case: Filings

2016 Average Month:272

Jan-Oct 2016 : 2,721

Overall AVG. Month: 268

Monthly Summary



Jan 15-Oct 16

Totals

	2015	2016
Civil	676	646
Criminal	1,248	961
Other	1,242	1,114
Total	3,166	2,721

Jan --- Oct Filings

2,469

2015

2,721

2016

Jan --- Oct Filings

	2015	2016	% Change	Trending
Civil	573	646	12.7%	▲
Criminal	996	961	-3.5%	▼
Other	900	1,114	23.8%	▲
Total	2,469	2,721	10.2%	▲

	Jan	Feb	Mar	Apr	May	Jun	Jul	Aug	Sep	Oct	Nov	Dec	Thru Oct	% Change	Trending	Total
2015	232	268	224	358	221	198	251	214	255	248	245	452	2,469			3,166
2016	247	271	355	265	224	302	282	269	280	226	-	-	2,721	10.2%	▲	2,721

		Jan	Feb	Mar	Apr	May	Jun	Jul	Aug	Sep	Oct	Nov	Dec	Thru Oct	% Change	Trending	Total
Administrative Law	2015	-	-	-	-	1	-	-	-	-	-	-	-	1			1
	2016	-	-	-	-	-	-	-	1	-	-	-	-	1	0.0%	↔	1
Contested Divorce	2015	6	8	14	10	9	10	8	12	8	10	6	6	95			107
	2016	5	12	10	8	5	11	7	10	14	5	-	-	87	-8.4%	▼	87
Domestic and Family - Level 1	2015	1	1	6	5	11	11	4	9	18	12	4	2	78			84
	2016	-	21	3	3	1	6	7	2	6	2	-	-	51	-34.6%	▼	51
Domestic and Family - Level 2	2015	-	-	12	2	4	2	1	5	-	2	5	1	28			34
	2016	-	1	-	-	5	-	1	3	2	1	-	-	13	-53.6%	▼	13
General Civil - Level 1	2015	-	-	-	-	-	-	-	1	-	-	-	-	1			1
	2016	-	1	-	-	-	1	-	1	-	-	-	-	3	200.0%	▲	3
General Civil - Level 2	2015	1	6	6	8	8	4	4	2	3	5	3	6	47			56
	2016	2	15	4	7	7	13	4	5	8	4	-	-	69	46.8%	▲	69
General Civil - Level 3	2015	1	-	2	3	3	3	1	-	1	1	1	-	15			16
	2016	1	5	3	3	2	4	1	2	-	1	-	-	22	46.7%	▲	22
Miscellaneous	2015	77	66	73	60	53	55	74	64	54	72	88	162	648			898
	2016	112	108	118	86	67	91	83	74	89	116	-	-	944	45.7%	▲	944
Misdemeanor	2015	15	11	14	29	18	14	22	27	20	16	15	22	186			223
	2016	16	8	34	18	13	22	21	24	26	15	-	-	197	5.9%	▲	197
Non-Capital Felonies and Related Matters	2015	83	75	24	162	68	47	76	46	103	74	71	136	758			965
	2016	42	37	120	57	75	78	97	74	74	46	-	-	700	-7.7%	▼	700
Other	2015	25	72	42	46	28	32	34	16	29	43	26	99	367			492
	2016	50	40	37	54	24	35	26	33	28	2	-	-	329	-10.4%	▼	329
Other Criminally Related Matters	2015	10	5	13	4	1	4	6	5	4	-	7	1	52			60
	2016	2	3	6	2	6	9	12	15	8	2	-	-	65	25.0%	▲	65
Probates/Wills and Trusts - Lev	2015	-	-	-	-	-	-	-	-	1	-	-	-	1			1
Probates/Wills and Trusts - Level 2	2015	2	-	-	1	-	-	1	-	-	-	-	-	4			4
	2016	-	-	-	1	1	1	-	1	1	1	-	-	6	50.0%	▲	6
Protective Orders	2015	1	4	-	-	1	1	2	1	1	-	1	1	11			13
	2016	-	1	2	-	1	1	-	1	1	-	-	-	7	-36.4%	▼	7
Uncontested Divorce	2015	10	20	18	28	16	15	18	26	13	13	18	16	177			211
	2016	17	19	18	26	17	30	23	23	23	31	-	-	227	28.2%	▲	227

Court: Winchester Circuit

Start/End Date: Jan-15 / Oct-16

2015 Average Month: 222

Jan-Oct 2015: 2,311

Filings Trending: ▼

Circuit/Court ID: 26

226840


Type of Case: Filings

2016 Average Month:193

Jan-Oct 2016 : 1,931

Overall AVG. Month: 209

Monthly Summary



Jan 15-Oct 16

Totals

	2015	2016
Civil	466	379
Criminal	1,948	1,322
Other	249	230
Total	2,663	1,931

Jan --- Oct Filings

2,311

2015

1,931

2016

Jan --- Oct Filings

	2015	2016	% Change	Trending
Civil	412	379	-8.0%	▼
Criminal	1,717	1,322	-23.0%	▼
Other	182	230	26.4%	▲
Total	2,311	1,931	-16.4%	▼

	Jan	Feb	Mar	Apr	May	Jun	Jul	Aug	Sep	Oct	Nov	Dec	Thru Oct	% Change	Trending	Total
2015	200	277	250	213	230	259	263	217	213	189	134	218	2,311			2,663
2016	197	215	213	186	134	199	192	229	169	197	-	-	1,931	-16.4%	▼	1,931

		Jan	Feb	Mar	Apr	May	Jun	Jul	Aug	Sep	Oct	Nov	Dec	Thru Oct	% Change	Trending	Total
Administrative Law	2015	-	-	-	-	-	1	-	-	-	-	-	1	1			2
	2016	1	-	2	-	-	-	1	-	1	2	-	-	7	600.0%	▲	7
Contested Divorce	2015	4	5	5	5	-	6	2	4	6	3	2	-	40			42
	2016	1	3	1	1	2	4	1	4	3	2	-	-	22	-45.0%	▼	22
Domestic and Family - Level 1	2015	4	-	-	-	5	13	4	4	3	-	6	2	33			41
	2016	1	1	11	8	4	8	13	3	6	3	-	-	58	75.8%	▲	58
Domestic and Family - Level 2	2015	3	-	2	3	1	3	4	-	5	3	-	1	24			25
	2016	-	-	5	3	-	3	1	4	1	1	-	-	18	-25.0%	▼	18
General Civil - Level 1	2015	1	1	1	1	-	-	1	1	1	1	2	2	8			12
	2016	-	1	-	-	-	1	2	-	2	1	-	-	7	-12.5%	▼	7
General Civil - Level 2	2015	5	-	20	4	4	3	8	4	3	6	2	3	57			62
	2016	3	4	4	4	8	7	4	5	4	10	-	-	53	-7.0%	▼	53
General Civil - Level 3	2015	6	1	3	6	2	3	1	-	1	3	1	3	26			30
	2016	1	3	2	-	1	1	2	1	-	3	-	-	14	-46.2%	▼	14
Miscellaneous	2015	22	37	28	27	28	25	29	29	30	21	35	50	276			361
	2016	38	34	29	28	24	34	33	36	41	44	-	-	341	23.6%	▲	341
Misdemeanor	2015	31	46	43	40	46	46	37	37	26	30	16	43	382			441
	2016	41	25	38	21	10	28	41	22	17	22	-	-	265	-30.6%	▼	265
Non-Capital Felonies and Related Matters	2015	100	172	135	112	127	137	160	120	123	113	59	108	1,299			1,466
	2016	102	130	109	114	79	102	86	137	80	96	-	-	1,035	-20.3%	▼	1,035
Other	2015	3	2	3	2	2	3	1	-	3	2	2	-	21			23
	2016	2	-	2	-	-	-	1	1	2	2	-	-	10	-52.4%	▼	10
Other Criminally Related Matters	2015	6	2	4	3	4	7	2	5	4	-	1	4	37			42
	2016	1	3	2	1	2	2	1	5	4	2	-	-	23	-37.8%	▼	23
Probates/Wills and Trusts - Lev	2015	-	1	-	-	-	-	-	-	-	-	-	-	1			1
Probates/Wills and Trusts - Level 2	2015	1	-	1	-	1	2	2	3	-	2	1	-	12			13
	2016	-	2	1	1	-	-	1	1	-	3	-	-	9	-25.0%	▼	9
Protective Orders	2015	-	-	-	-	-	-	-	-	1	-	-	-	1			1
Uncontested Divorce	2015	14	10	5	10	10	10	12	10	7	5	7	1	93			101
	2016	6	9	7	5	4	9	5	10	8	6	-	-	69	-25.8%	▼	69

Court: Bland Circuit

Start/End Date: Jan-15 / Oct-16

2015 Average Month: 29

Jan-Oct 2015: 269

Filings Trending: ▲

Circuit/Court ID: 27

227021


Type of Case: Filings

2016 Average Month:42

Jan-Oct 2016 : 421

Overall AVG. Month: 35

Monthly Summary



Jan 15-Oct 16

Totals

	2015	2016
Civil	76	73
Criminal	54	118
Other	212	230
Total	342	421

Jan --- Oct Filings

269

2015

421

2016

Jan --- Oct Filings

	2015	2016	% Change	Trending
Civil	64	73	14.1%	▲
Criminal	50	118	136.0%	▲
Other	155	230	48.4%	▲
Total	269	421	56.5%	▲

	Jan	Feb	Mar	Apr	May	Jun	Jul	Aug	Sep	Oct	Nov	Dec	Thru Oct	% Change	Trending	Total
2015	20	32	29	24	28	19	23	26	30	38	26	47	269			342
2016	58	63	51	32	46	44	33	31	29	34	-	-	421	56.5%	▲	421

		Jan	Feb	Mar	Apr	May	Jun	Jul	Aug	Sep	Oct	Nov	Dec	Thru Oct	% Change	Trending	Total
Administrative Law	2016	-	1	-	-	-	-	-	-	-	-	-	-	1			1
Contested Divorce	2015	2	1	1	2	-	-	1	2	1	-	-	-	10			10
	2016	1	1	-	-	-	2	1	2	-	-	-	-	7	-30.0%	▼	7
Domestic and Family - Level 1	2015	-	-	-	3	-	1	-	2	-	-	2	1	6			9
	2016	1	-	-	1	-	-	2	-	-	-	-	-	4	-33.3%	▼	4
Domestic and Family - Level 2	2015	-	-	1	-	2	-	-	-	1	-	-	-	4			4
	2016	-	-	-	-	-	-	-	-	-	1	-	-	1	-75.0%	▼	1
General Civil - Level 2	2015	-	1	-	2	-	-	-	-	-	-	-	-	3			3
	2016	1	1	-	-	2	2	4	-	1	-	-	-	11	266.7%	▲	11
General Civil - Level 3	2015	1	-	-	-	1	1	1	-	-	1	1	1	5			7
	2016	-	1	-	-	1	-	-	-	1	-	-	-	3	-40.0%	▼	3
Miscellaneous	2015	13	23	22	12	15	10	12	14	17	30	19	41	168			228
	2016	44	39	33	26	10	17	17	17	17	26	-	-	246	46.4%	▲	246
Misdemeanor	2015	-	3	-	1	-	-	1	1	-	1	1	-	7			8
	2016	-	-	1	-	2	1	3	2	1	-	-	-	10	42.9%	▲	10
Non-Capital Felonies and Related Matters	2015	2	1	4	2	8	3	6	4	6	2	-	2	38			40
	2016	10	15	12	4	29	17	5	6	5	1	-	-	104	173.7%	▲	104
Other	2015	-	-	-	-	-	1	-	-	-	-	-	-	1			1
	2016	-	1	-	-	-	2	-	-	-	1	-	-	4	300.0%	▲	4
Other Criminally Related Matters	2015	-	1	-	-	1	-	-	2	-	1	1	-	5			6
	2016	-	-	-	-	-	-	-	3	2	-	-	-	5	0.0%	↔	5
Probates/Wills and Trusts - Lev	2015	-	-	1	-	-	-	-	-	1	-	-	1	2			3
Uncontested Divorce	2015	2	2	-	2	1	3	2	1	4	3	2	1	20			23
	2016	1	4	5	1	2	3	1	1	2	5	-	-	25	25.0%	▲	25

Court: Carroll Circuit

Start/End Date: Jan-15 / Oct-16

2015 Average Month: 227

Jan-Oct 2015: 2,199

Filings Trending: ▲

Circuit/Court ID: 27

227035


Type of Case: Filings

2016 Average Month:257

Jan-Oct 2016 : 2,574

Overall AVG. Month: 241

Monthly Summary




Jan 15-Oct 16

Totals

	2015	2016
Civil	436	416
Criminal	1,071	1,113
Other	1,213	1,045
Total	2,720	2,574

Jan --- Oct Filings



2,199 2,574

2015 2016

Jan --- Oct Filings

	2015	2016	% Change	Trending
Civil	378	416	10.1%	▲
Criminal	896	1,113	24.2%	▲
Other	925	1,045	13.0%	▲
Total	2,199	2,574	17.1%	▲

	Jan	Feb	Mar	Apr	May	Jun	Jul	Aug	Sep	Oct	Nov	Dec	Thru Oct	% Change	Trending	Total
2015	195	190	318	191	181	203	224	202	271	224	163	358	2,199			2,720
2016	302	247	293	252	224	323	215	246	250	222	-	-	2,574	17.1%	▲	2,574

		Jan	Feb	Mar	Apr	May	Jun	Jul	Aug	Sep	Oct	Nov	Dec	Thru Oct	% Change	Trending	Total
Administrative Law	2015	-	1	-	-	1	-	-	-	-	-	-	-	2			2
	2016	-	-	-	-	-	1	-	-	-	1	-	-	2	0.0%	↔	2
Contested Divorce	2015	1	5	5	4	8	2	7	2	3	3	3	6	40			49
	2016	4	6	6	-	5	5	1	2	1	8	-	-	38	-5.0%	▼	38
Domestic and Family - Level 1	2015	-	-	1	5	1	5	-	-	8	5	1	1	25			27
	2016	1	13	3	4	19	-	3	6	5	11	-	-	65	160.0%	▲	65
Domestic and Family - Level 2	2015	1	2	4	-	1	1	1	-	-	2	1	1	12			14
	2016	2	1	2	2	1	1	2	2	2	-	-	-	15	25.0%	▲	15
General Civil - Level 1	2015	-	-	1	-	-	-	-	-	-	-	-	-	1			1
	2016	-	-	-	1	1	-	2	-	2	-	-	-	6	500.0%	▲	6
General Civil - Level 2	2015	3	2	14	4	11	6	7	3	3	2	2	4	55			61
	2016	2	-	9	3	2	5	3	2	5	5	-	-	36	-34.5%	▼	36
General Civil - Level 3	2015	-	-	4	1	3	1	1	2	3	3	2	4	18			24
	2016	2	2	3	2	3	7	-	6	2	2	-	-	29	61.1%	▲	29
Miscellaneous	2015	88	74	105	90	45	70	96	85	91	84	58	140	828			1,026
	2016	130	119	122	110	68	79	90	83	106	82	-	-	989	19.4%	▲	989
Misdemeanor	2015	11	11	19	10	7	13	9	21	10	19	19	6	130			155
	2016	21	7	7	21	9	17	13	9	10	14	-	-	128	-1.5%	▼	128
Non-Capital Felonies and Related Matters	2015	52	54	102	40	63	62	57	56	116	65	54	74	667			795
	2016	95	57	102	69	74	162	70	83	79	86	-	-	877	31.5%	▲	877
Other	2015	19	23	27	21	21	29	24	20	21	15	10	99	220			329
	2016	27	30	20	16	14	17	21	22	18	7	-	-	192	-12.7%	▼	192
Other Criminally Related Matters	2015	12	3	23	5	8	11	14	5	7	11	8	14	99			121
	2016	11	5	8	10	16	18	3	19	18	1	-	-	109	10.1%	▲	109
Probates/Wills and Trusts - Lev	2015	-	-	-	2	-	1	-	-	1	-	-	-	4			4
Probates/Wills and Trusts - Level 2	2015	2	3	1	2	2	-	-	4	1	4	-	3	19			22
	2016	2	1	2	1	2	5	2	3	1	-	-	-	19	0.0%	↔	19
Protective Orders	2015	-	1	-	-	-	-	-	-	-	-	-	-	1			1
Uncontested Divorce	2015	6	11	12	7	10	2	8	4	7	11	5	6	78			89
	2016	5	6	9	13	10	6	5	9	1	5	-	-	69	-11.5%	▼	69

Court: Floyd Circuit

Start/End Date: Jan-15 / Oct-16

2015 Average Month: 76

Jan-Oct 2015: 717

Filings Trending: ▲

Circuit/Court ID: 27

227063


Type of Case: Filings

2016 Average Month:77

Jan-Oct 2016 : 770

Overall AVG. Month: 76

Monthly Summary



Jan 15-Oct 16

Totals

	2015	2016
Civil	209	144
Criminal	331	259
Other	368	367
Total	908	770

Jan --- Oct Filings

717

2015

770

2016

Jan --- Oct Filings

	2015	2016	% Change	Trending
Civil	171	144	-15.8%	▼
Criminal	278	259	-6.8%	▼
Other	268	367	36.9%	▲
Total	717	770	7.4%	▲

	Jan	Feb	Mar	Apr	May	Jun	Jul	Aug	Sep	Oct	Nov	Dec	Thru Oct	% Change	Trending	Total
2015	52	61	119	55	48	105	39	64	106	68	67	124	717			908
2016	79	76	81	59	51	104	60	87	110	63	-	-	770	7.4%	▲	770

		Jan	Feb	Mar	Apr	May	Jun	Jul	Aug	Sep	Oct	Nov	Dec	Thru Oct	% Change	Trending	Total
Contested Divorce	2015	1	-	4	3	1	2	-	1	5	-	-	2	17			19
	2016	1	-	2	2	2	-	-	-	1	2	-	-	10	-41.2%	▼	10
Domestic and Family - Level 1	2015	-	-	-	6	1	2	-	-	-	-	13	2	9			24
	2016	4	1	-	1	2	-	-	1	-	3	-	-	12	33.3%	▲	12
Domestic and Family - Level 2	2015	-	-	-	2	1	-	-	-	-	-	-	-	3			3
	2016	-	-	-	-	1	-	1	1	-	-	-	-	3	0.0%	↔	3
General Civil - Level 1	2015	1	1	-	-	-	-	-	-	-	-	-	-	2			2
	2016	-	-	1	-	-	-	-	-	-	-	-	-	1	-50.0%	▼	1
General Civil - Level 2	2015	-	1	-	1	-	-	1	3	1	1	2	2	8			12
	2016	2	1	1	1	-	2	1	2	-	1	-	-	11	37.5%	▲	11
General Civil - Level 3	2015	2	1	1	3	1	-	2	4	2	-	1	3	16			20
	2016	1	1	-	-	5	4	6	-	1	3	-	-	21	31.3%	▲	21
Miscellaneous	2015	29	43	33	27	25	31	27	23	38	46	33	76	322			431
	2016	62	66	47	37	24	43	26	47	34	42	-	-	428	32.9%	▲	428
Misdemeanor	2015	1	-	5	-	4	3	1	3	11	4	1	2	32			35
	2016	5	2	2	11	3	6	11	11	9	9	-	-	69	115.6%	▲	69
Non-Capital Felonies and Related Matters	2015	8	4	71	10	9	60	2	17	44	11	7	34	236			277
	2016	2	2	26	2	13	39	8	21	62	2	-	-	177	-25.0%	▼	177
Other Criminally Related Matters	2015	-	4	-	-	1	-	-	5	-	-	9	-	10			19
	2016	-	2	-	1	-	7	3	1	-	-	-	-	14	40.0%	▲	14
Probates/Wills and Trusts - Lev	2015	-	-	-	-	-	-	-	-	1	-	-	-	1			1
Probates/Wills and Trusts - Level 2	2015	3	-	2	1	-	-	-	3	-	1	-	1	10			11
	2016	-	1	1	-	-	-	2	-	-	1	-	-	5	-50.0%	▼	5
Uncontested Divorce	2015	7	7	3	2	5	7	6	5	4	5	1	2	51			54
	2016	2	-	1	4	1	3	2	3	3	-	-	-	19	-62.7%	▼	19

Court: Giles Circuit

Start/End Date: Jan-15 / Oct-16

2015 Average Month: 116

Jan-Oct 2015: 1,162

Filings Trending: ▼

Circuit/Court ID: 27

227071


Type of Case: Filings

2016 Average Month:108

Jan-Oct 2016 : 1,078

Overall AVG. Month: 113

Monthly Summary



Jan 15-Oct 16

Totals

	2015	2016
Civil	203	196
Criminal	793	472
Other	401	410
Total	1,397	1,078

Jan --- Oct Filings

1,162

2015

1,078

2016

Jan --- Oct Filings

	2015	2016	% Change	Trending
Civil	176	196	11.4%	▲
Criminal	678	472	-30.4%	▼
Other	308	410	33.1%	▲
Total	1,162	1,078	-7.2%	▼

	Jan	Feb	Mar	Apr	May	Jun	Jul	Aug	Sep	Oct	Nov	Dec	Thru Oct	% Change	Trending	Total
2015	106	96	119	115	84	89	88	122	226	117	88	147	1,162			1,397
2016	129	114	118	91	79	92	119	95	116	125	-	-	1,078	-7.2%	▼	1,078

		Jan	Feb	Mar	Apr	May	Jun	Jul	Aug	Sep	Oct	Nov	Dec	Thru Oct	% Change	Trending	Total
Contested Divorce	2015	3	-	2	1	2	2	2	1	2	1	1	1	16			18
	2016	1	-	1	3	2	-	4	5	-	2	-	-	18	12.5%	▲	18
Domestic and Family - Level 1	2015	10	16	1	1	1	3	8	5	5	-	2	5	50			57
	2016	-	7	14	4	2	1	2	-	7	11	-	-	48	-4.0%	▼	48
Domestic and Family - Level 2	2015	-	-	6	-	5	-	-	-	-	1	-	-	12			12
	2016	6	2	1	1	-	1	1	-	1	1	-	-	14	16.7%	▲	14
General Civil - Level 1	2016	-	-	-	-	-	-	-	-	-	2	-	-	2			2
General Civil - Level 2	2015	1	2	-	3	-	2	1	-	2	4	3	2	15			20
	2016	-	-	1	3	-	1	1	2	4	6	-	-	18	20.0%	▲	18
General Civil - Level 3	2015	-	1	-	1	-	-	-	2	-	1	1	1	5			7
	2016	1	-	1	1	1	1	-	-	2	1	-	-	8	60.0%	▲	8
Infraction/ Civil Violation	2015	-	-	1	-	-	-	-	-	-	-	-	-	1			1
Miscellaneous	2015	28	31	43	40	24	28	31	36	33	35	27	69	329			425
	2016	55	63	55	43	30	38	40	46	41	32	-	-	443	34.7%	▲	443
Misdemeanor	2015	9	9	10	6	10	6	5	19	23	13	10	7	110			127
	2016	17	23	16	7	13	7	8	8	5	11	-	-	115	4.5%	▲	115
Non-Capital Felonies and Related Matters	2015	50	26	47	42	34	34	32	47	151	52	26	55	515			596
	2016	38	9	22	25	25	38	58	21	51	55	-	-	342	-33.6%	▼	342
Other	2015	-	-	-	-	1	-	-	-	-	-	-	-	1			1
Other Criminally Related Matters	2015	1	5	1	16	-	8	1	8	5	9	17	-	54			71
	2016	2	1	-	1	-	3	-	5	2	1	-	-	15	-72.2%	▼	15
Probates/Wills and Trusts - Lev	2016	-	-	-	-	1	-	-	-	-	-	-	-	1			1
Probates/Wills and Trusts - Level 2	2015	1	3	-	-	1	1	2	1	-	-	-	1	9			10
	2016	3	1	2	-	-	-	-	4	1	-	-	-	11	22.2%	▲	11
Protective Orders	2015	-	1	-	-	-	-	-	1	1	-	-	-	3			3
	2016	4	1	-	-	-	-	-	2	-	-	-	-	7	133.3%	▲	7
Uncontested Divorce	2015	3	2	8	5	6	5	6	2	4	1	1	6	42			49
	2016	2	7	5	3	5	2	5	2	2	3	-	-	36	-14.3%	▼	36



Court: Grayson Circuit

Start/End Date: Jan-15 / Oct-16

2015 Average Month: 112

Jan-Oct 2015: 1,133

Filings Trending: ▲

Circuit/Court ID: 27

227077

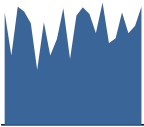
Type of Case: Filings

2016 Average Month:124

Jan-Oct 2016 : 1,239

Overall AVG. Month: 117

Monthly Summary



Jan 15-Oct 16

Totals

	2015	2016
Civil	263	170
Criminal	524	518
Other	556	551
Total	1,343	1,239

Jan --- Oct Filings

1,133

2015

1,239

2016

Jan --- Oct Filings

	2015	2016	% Change	Trending
Civil	217	170	-21.7%	▼
Criminal	476	518	8.8%	▲
Other	440	551	25.2%	▲
Total	1,133	1,239	9.4%	▲

	Jan	Feb	Mar	Apr	May	Jun	Jul	Aug	Sep	Oct	Nov	Dec	Thru Oct	% Change	Trending	Total
2015	135	83	142	136	122	66	123	83	103	140	79	131	1,133			1,343
2016	141	133	110	147	98	104	135	110	119	142	-	-	1,239	9.4%	▲	1,239

		Jan	Feb	Mar	Apr	May	Jun	Jul	Aug	Sep	Oct	Nov	Dec	Thru Oct	% Change	Trending	Total
Administrative Law	2016	-	-	-	-	-	-	-	-	-	1	-	-	1			1
Contested Divorce	2015	2	2	4	3	3	1	5	3	3	3	-	1	29			30
	2016	1	2	2	3	2	2	1	-	1	2	-	-	16	-44.8%	▼	16
Domestic and Family - Level 1	2015	2	-	7	6	5	-	-	-	2	14	20	1	36			57
	2016	-	-	-	1	1	-	-	-	-	8	-	-	10	-72.2%	▼	10
Domestic and Family - Level 2	2015	-	-	-	-	-	-	2	-	-	-	-	-	2			2
	2016	-	-	1	1	1	1	-	-	1	1	-	-	6	200.0%	▲	6
General Civil - Level 1	2015	-	-	2	-	-	-	-	-	-	-	-	-	2			2
	2016	-	-	-	-	-	1	-	-	-	-	-	-	1	-50.0%	▼	1
General Civil - Level 2	2015	4	1	2	3	3	3	1	4	2	3	1	5	26			32
	2016	2	2	-	4	-	3	2	-	4	2	-	-	19	-26.9%	▼	19
General Civil - Level 3	2015	-	2	-	1	-	-	1	5	1	2	4	1	12			17
	2016	-	2	-	-	-	3	2	-	1	2	-	-	10	-16.7%	▼	10
Miscellaneous	2015	43	48	69	63	36	36	32	33	73	44	34	88	477			599
	2016	93	76	62	52	32	55	53	54	50	61	-	-	588	23.3%	▲	588
Misdemeanor	2015	5	12	6	6	21	5	9	8	3	12	5	12	87			104
	2016	8	10	15	18	13	6	10	17	11	19	-	-	127	46.0%	▲	127
Non-Capital Felonies and Related Matters	2015	71	11	41	49	45	11	66	18	11	55	12	21	378			411
	2016	32	30	21	57	41	24	62	29	45	36	-	-	377	-0.3%	▼	377
Other	2015	-	-	-	1	2	1	1	2	2	1	-	-	10			10
	2016	1	2	-	1	4	3	-	6	1	1	-	-	19	90.0%	▲	19
Other Criminally Related Matters	2015	-	1	3	1	-	1	4	1	-	1	-	-	12			12
	2016	-	5	1	2	2	-	1	2	-	4	-	-	17	41.7%	▲	17
Probates/Wills and Trusts - Lev	2016	-	-	-	-	-	-	1	-	1	-	-	-	2			2
Probates/Wills and Trusts - Level 2	2015	1	-	3	-	-	1	-	-	1	2	-	-	8			8
	2016	1	-	1	2	-	1	-	-	2	-	-	-	7	-12.5%	▼	7
Protective Orders	2015	-	1	-	-	2	-	-	1	-	-	-	-	4			4
	2016	-	1	1	1	-	-	-	1	-	-	-	-	4	0.0%	↔	4
Uncontested Divorce	2015	7	5	5	3	5	7	2	8	5	3	3	2	50			55
	2016	3	3	6	5	2	5	3	1	2	5	-	-	35	-30.0%	▼	35

Court: Montgomery Circuit

Start/End Date: Jan-15 / Oct-16

2015 Average Month: 407

Jan-Oct 2015: 3,863

Filings Trending: ▲

Circuit/Court ID: 27

227121


Type of Case: Filings

2016 Average Month:454

Jan-Oct 2016 : 4,543

Overall AVG. Month: 428

Monthly Summary

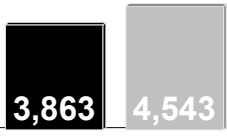


Jan 15-Oct 16

Totals

	2015	2016
Civil	1,071	870
Criminal	1,660	1,890
Other	2,151	1,783
Total	4,882	4,543

Jan --- Oct Filings



3,863 2015 4,543 2016

Jan --- Oct Filings

	2015	2016	% Change	Trending
Civil	890	870	-2.2%	▼
Criminal	1,379	1,890	37.1%	▲
Other	1,594	1,783	11.9%	▲
Total	3,863	4,543	17.6%	▲

	Jan	Feb	Mar	Apr	May	Jun	Jul	Aug	Sep	Oct	Nov	Dec	Thru Oct	% Change	Trending	Total
2015	355	325	439	493	267	375	383	429	395	402	332	687	3,863			4,882
2016	415	559	468	427	485	416	368	496	453	456	-	-	4,543	17.6%	▲	4,543

		Jan	Feb	Mar	Apr	May	Jun	Jul	Aug	Sep	Oct	Nov	Dec	Thru Oct	% Change	Trending	Total
Administrative Law	2015	1	-	-	-	-	-	3	1	-	-	-	-	5			5
	2016	1	1	-	-	-	1	-	-	1	1	-	-	5	0.0%	↔	5
Contested Divorce	2015	10	11	12	12	7	8	9	9	9	8	9	7	95			111
	2016	7	8	8	5	11	5	3	4	12	9	-	-	72	-24.2%	▼	72
Domestic and Family - Level 1	2015	-	3	9	5	7	7	7	6	3	-	5	4	47			56
	2016	4	11	5	2	12	9	7	3	9	8	-	-	70	48.9%	▲	70
Domestic and Family - Level 2	2015	2	1	4	3	-	3	3	3	2	3	1	2	24			27
	2016	1	4	3	2	2	7	1	-	8	4	-	-	32	33.3%	▲	32
General Civil - Level 1	2015	-	4	-	1	-	1	1	1	-	1	-	-	9			9
	2016	-	1	2	1	1	-	1	-	-	1	-	-	7	-22.2%	▼	7
General Civil - Level 2	2015	5	5	18	14	10	16	8	13	17	10	6	8	116			130
	2016	5	16	8	10	13	11	7	18	8	11	-	-	107	-7.8%	▼	107
General Civil - Level 3	2015	4	5	5	5	-	6	6	7	1	1	5	2	40			47
	2016	2	4	4	4	5	8	3	3	1	5	-	-	39	-2.5%	▼	39
Miscellaneous	2015	152	134	144	158	98	134	139	122	169	140	154	308	1,390			1,852
	2016	196	165	182	158	130	138	149	131	145	175	-	-	1,569	12.9%	▲	1,569
Misdemeanor	2015	25	28	31	39	18	46	31	43	35	36	24	29	332			385
	2016	28	58	45	37	52	25	18	59	27	37	-	-	386	16.3%	▲	386
Non-Capital Felonies and Related Matters	2015	110	43	97	122	57	75	113	163	106	114	82	133	1,000			1,215
	2016	89	175	112	125	187	99	97	200	169	166	-	-	1,419	41.9%	▲	1,419
Other	2015	24	67	93	95	44	50	41	37	37	56	22	165	544			731
	2016	59	83	68	55	42	80	55	53	49	21	-	-	565	3.9%	▲	565
Other Criminally Related Matters	2015	3	3	4	6	4	7	4	3	8	7	6	7	49			62
	2016	3	11	14	9	6	17	11	7	2	7	-	-	87	77.6%	▲	87
Probates/Wills and Trusts - Level 1	2015	-	-	-	-	-	-	1	-	-	-	-	1	1			2
	2016	3	-	-	-	-	-	1	-	-	-	-	-	4	300.0%	▲	4
Probates/Wills and Trusts - Level 2	2015	4	3	4	3	1	3	-	2	1	4	1	2	25			28
	2016	4	5	3	3	5	4	4	3	1	4	-	-	36	44.0%	▲	36
Uncontested Divorce	2015	15	18	18	30	21	19	17	19	7	22	17	19	186			222
	2016	13	17	14	16	19	12	11	15	21	7	-	-	145	-22.0%	▼	145

Court: Pulaski Circuit

Start/End Date: Jan-15 / Oct-16

2015 Average Month: 238

Jan-Oct 2015: 2,329

Filings Trending: ▲

Circuit/Court ID: 27

227155

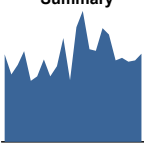
Type of Case: Filings

2016 Average Month:285

Jan-Oct 2016 : 2,853

Overall AVG. Month: 260

Monthly Summary

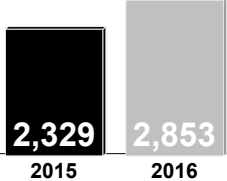


Jan 15-Oct 16

Totals

	2015	2016
Civil	498	394
Criminal	1,211	1,453
Other	1,149	1,006
Total	2,858	2,853

Jan --- Oct Filings



2,329 2,853

2015 2016

Jan --- Oct Filings

	2015	2016	% Change	Trending
Civil	436	394	-9.6%	▼
Criminal	1,026	1,453	41.6%	▲
Other	867	1,006	16.0%	▲
Total	2,329	2,853	22.5%	▲

	Jan	Feb	Mar	Apr	May	Jun	Jul	Aug	Sep	Oct	Nov	Dec	Thru Oct	% Change	Trending	Total
2015	263	202	231	272	183	196	247	196	227	312	185	344	2,329			2,858
2016	393	278	273	341	322	244	252	241	244	265	-	-	2,853	22.5%	▲	2,853

		Jan	Feb	Mar	Apr	May	Jun	Jul	Aug	Sep	Oct	Nov	Dec	Thru Oct	% Change	Trending	Total
Contested Divorce	2015	5	6	12	5	6	3	8	3	2	1	4	2	51			57
	2016	4	8	5	1	2	6	3	3	6	2	-	-	40	-21.6%	▼	40
Domestic and Family - Level 1	2015	4	-	15	10	6	4	6	10	2	9	1	10	66			77
	2016	3	4	9	5	4	9	4	7	7	6	-	-	58	-12.1%	▼	58
Domestic and Family - Level 2	2015	-	2	4	2	4	1	1	3	-	2	-	1	19			20
	2016	-	2	3	-	-	-	-	1	3	2	-	-	11	-42.1%	▼	11
General Civil - Level 1	2015	1	-	1	-	-	1	1	-	-	-	-	-	4			4
	2016	1	-	-	-	-	-	1	-	1	2	-	-	5	25.0%	▲	5
General Civil - Level 2	2015	6	5	5	3	6	9	4	6	1	3	5	5	48			58
	2016	3	4	5	8	3	5	2	5	5	5	-	-	45	-6.3%	▼	45
General Civil - Level 3	2015	2	-	2	4	2	5	5	2	2	1	-	-	25			25
	2016	2	7	1	3	2	2	1	4	-	1	-	-	23	-8.0%	▼	23
Miscellaneous	2015	58	73	81	96	57	56	77	71	93	109	75	117	771			963
	2016	93	133	125	63	56	90	81	100	82	95	-	-	918	19.1%	▲	918
Misdemeanor	2015	22	28	11	18	10	8	13	20	11	29	19	26	170			215
	2016	27	16	28	44	38	14	15	26	17	19	-	-	244	43.5%	▲	244
Non-Capital Felonies and Related Matters	2015	132	47	53	86	63	63	95	52	75	114	50	71	780			901
	2016	229	67	61	184	169	72	110	54	84	98	-	-	1,128	44.6%	▲	1,128
Other	2015	23	24	20	17	13	27	12	15	19	29	12	99	199			310
	2016	21	18	16	19	28	21	19	22	26	8	-	-	198	-0.5%	▼	198
Other Criminally Related Matters	2015	7	5	9	18	4	4	9	10	10	1	10	9	77			96
	2016	5	7	7	7	9	13	6	9	3	15	-	-	81	5.2%	▲	81
Probates/Wills and Trusts - Lev	2015	-	-	-	-	-	-	-	1	-	-	-	-	1			1
Probates/Wills and Trusts - Level 2	2015	-	1	3	1	-	2	-	-	-	3	-	-	10			10
	2016	-	-	1	4	1	1	-	3	-	1	-	-	11	10.0%	▲	11
Protective Orders	2015	-	-	-	1	1	-	-	-	-	-	1	1	2			4
	2016	-	-	1	-	-	3	3	2	2	2	-	-	13	550.0%	▲	13
Uncontested Divorce	2015	3	11	15	11	11	13	16	3	12	11	8	3	106			117
	2016	5	12	11	3	10	8	7	5	8	9	-	-	78	-26.4%	▼	78

Court: Wythe Circuit

Start/End Date: Jan-15 / Oct-16

2015 Average Month: 222

Jan-Oct 2015: 2,190

Filings Trending: ▲

Circuit/Court ID: 27

227197


Type of Case: Filings

2016 Average Month:238

Jan-Oct 2016 : 2,382

Overall AVG. Month: 229

Monthly Summary



Jan 15-Oct 16

Totals

	2015	2016
Civil	467	345
Criminal	1,313	1,205
Other	879	832
Total	2,659	2,382

Jan --- Oct Filings

2,190

2015

2,382

2016

Jan --- Oct Filings

	2015	2016	% Change	Trending
Civil	406	345	-15.0%	▼
Criminal	1,118	1,205	7.8%	▲
Other	666	832	24.9%	▲
Total	2,190	2,382	8.8%	▲

	Jan	Feb	Mar	Apr	May	Jun	Jul	Aug	Sep	Oct	Nov	Dec	Thru Oct	% Change	Trending	Total
2015	222	165	191	250	140	209	210	164	406	233	191	278	2,190			2,659
2016	270	203	241	341	191	249	265	260	143	219	-	-	2,382	8.8%	▲	2,382

		Jan	Feb	Mar	Apr	May	Jun	Jul	Aug	Sep	Oct	Nov	Dec	Thru Oct	% Change	Trending	Total
Administrative Law	2015	-	-	-	-	-	1	1	-	-	-	-	-	2			2
	2016	-	-	-	-	-	-	-	1	-	1	-	-	2	0.0%	↔	2
Contested Divorce	2015	2	4	6	3	5	3	2	1	2	5	2	1	33			36
	2016	5	7	3	5	5	4	1	5	2	5	-	-	42	27.3%	▲	42
Domestic and Family - Level 1	2015	6	4	2	4	4	12	6	14	11	4	4	6	67			77
	2016	2	1	5	7	4	12	1	4	5	-	-	-	41	-38.8%	▼	41
Domestic and Family - Level 2	2015	5	3	1	1	2	2	2	2	2	2	2	3	22			27
	2016	1	-	1	3	1	-	1	3	1	-	-	-	11	-50.0%	▼	11
General Civil - Level 1	2015	-	-	-	1	1	-	-	-	-	-	-	1	2			3
	2016	-	1	-	-	1	-	-	1	1	1	-	-	5	150.0%	▲	5
General Civil - Level 2	2015	4	-	8	9	5	4	4	3	4	4	6	2	45			53
	2016	4	3	4	-	3	3	4	3	2	3	-	-	29	-35.6%	▼	29
General Civil - Level 3	2015	9	10	8	-	6	3	6	3	1	3	7	3	49			59
	2016	4	2	2	1	4	4	2	8	-	1	-	-	28	-42.9%	▼	28
Miscellaneous	2015	71	78	96	58	56	57	70	59	94	95	71	148	734			953
	2016	127	123	115	71	62	109	84	78	71	63	-	-	903	23.0%	▲	903
Misdemeanor	2015	9	7	7	26	9	13	9	12	10	10	8	17	112			137
	2016	9	12	12	16	14	11	22	16	8	24	-	-	144	28.6%	▲	144
Non-Capital Felonies and Related Matters	2015	102	42	39	128	37	94	88	51	252	101	72	77	934			1,083
	2016	104	40	68	224	79	89	135	119	37	104	-	-	999	7.0%	▲	999
Other	2015	1	1	3	-	-	8	1	4	8	-	4	1	26			31
	2016	5	-	8	-	2	2	-	1	1	-	-	-	19	-26.9%	▼	19
Other Criminally Related Matters	2015	5	8	11	12	4	8	9	5	9	5	7	14	76			97
	2016	3	4	6	6	10	6	6	14	4	3	-	-	62	-18.4%	▼	62
Probates/Wills and Trusts - Lev	2015	-	-	-	-	-	-	-	-	-	1	-	-	1			1
Probates/Wills and Trusts - Level 2	2015	1	1	1	1	-	-	3	-	-	-	3	-	7			10
	2016	2	1	-	1	-	-	3	2	-	1	-	-	10	42.9%	▲	10
Uncontested Divorce	2015	7	7	9	7	11	4	9	10	13	3	5	5	80			90
	2016	4	9	17	7	6	9	6	5	11	13	-	-	87	8.8%	▲	87

Court: Radford Circuit

Start/End Date: Jan-15 / Oct-16

2015 Average Month: 89

Jan-Oct 2015: 844

Filings Trending: ↔

Circuit/Court ID: 27

227750


Type of Case: Filings

2016 Average Month:86

Jan-Oct 2016 : 855

Overall AVG. Month: 88

Monthly Summary



Jan 15-Oct 16

Totals

	2015	2016
Civil	156	183
Criminal	727	501
Other	189	171
Total	1,072	855

Jan --- Oct Filings

844

2015

855

2016

Jan --- Oct Filings

	2015	2016	% Change	Trending
Civil	130	183	40.8%	▲
Criminal	570	501	-12.1%	▼
Other	144	171	18.8%	▲
Total	844	855	1.3%	▲

	Jan	Feb	Mar	Apr	May	Jun	Jul	Aug	Sep	Oct	Nov	Dec	Thru Oct	% Change	Trending	Total
2015	39	63	119	43	68	248	48	64	94	58	39	189	844			1,072
2016	70	94	187	50	62	126	78	56	78	54	-	-	855	1.3%	▲	855

		Jan	Feb	Mar	Apr	May	Jun	Jul	Aug	Sep	Oct	Nov	Dec	Thru Oct	% Change	Trending	Total
Administrative Law	2015	-	-	-	-	-	-	1	-	-	-	-	-	1			1
	2016	-	-	-	-	-	-	1	-	-	-	-	-	1	0.0%	↔	1
Contested Divorce	2015	-	-	1	-	-	-	-	-	1	-	1	1	2			4
	2016	1	1	1	-	1	-	-	1	1	1	-	-	7	250.0%	▲	7
Domestic and Family - Level 1	2015	5	-	6	4	-	2	3	-	-	-	-	4	20			24
	2016	-	2	-	2	4	-	2	-	4	-	-	-	14	-30.0%	▼	14
Domestic and Family - Level 2	2015	-	2	-	-	-	-	-	-	-	1	-	1	3			4
	2016	-	1	-	-	-	2	-	1	1	1	-	-	6	100.0%	▲	6
General Civil - Level 1	2015	-	-	-	1	-	-	-	-	-	-	-	-	1			1
	2016	-	-	-	-	-	-	-	-	-	1	-	-	1	0.0%	↔	1
General Civil - Level 2	2015	-	4	1	-	1	-	-	2	-	-	1	-	8			9
	2016	2	1	2	-	2	-	1	2	-	1	-	-	11	37.5%	▲	11
General Civil - Level 3	2015	-	-	-	1	-	1	-	-	3	1	2	2	6			10
	2016	20	10	2	-	3	-	2	-	-	-	-	-	37	516.7%	▲	37
Miscellaneous	2015	17	20	24	21	14	19	32	31	18	16	22	35	212			269
	2016	24	33	35	25	23	18	24	27	32	14	-	-	255	20.3%	▲	255
Misdemeanor	2015	2	6	11	6	6	8	4	9	18	14	3	19	84			106
	2016	9	4	9	8	12	28	4	5	3	9	-	-	91	8.3%	▲	91
Non-Capital Felonies and Related Matters	2015	8	25	69	5	46	212	4	18	47	19	4	120	453			577
	2016	11	39	131	13	10	72	40	15	34	17	-	-	382	-15.7%	▼	382
Other	2015	-	-	-	1	-	-	-	-	2	-	-	-	3			3
	2016	-	-	-	-	1	1	-	1	-	-	-	-	3	0.0%	↔	3
Other Criminally Related Matters	2015	6	3	5	2	-	3	3	4	3	6	5	6	35			46
	2016	1	2	5	-	5	4	2	1	2	6	-	-	28	-20.0%	▼	28
Probates/Wills and Trusts - Level 2	2015	-	-	1	-	-	1	-	-	-	-	-	-	2			2
	2016	-	1	1	-	-	-	-	-	-	-	-	-	2	0.0%	↔	2
Uncontested Divorce	2015	1	3	1	2	1	2	1	-	2	1	1	1	14			16
	2016	2	-	1	2	1	1	2	3	1	4	-	-	17	21.4%	▲	17

Court: Smyth Circuit

Start/End Date: Jan-15 / Oct-16

2015 Average Month: 217

Jan-Oct 2015: 2,082

Filings Trending: ▲

Circuit/Court ID: 28

228173


Type of Case: Filings

2016 Average Month: 379

Jan-Oct 2016 : 3,791

Overall AVG. Month: 291

Monthly Summary

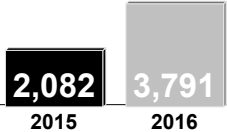


Jan 15-Oct 16

Totals

	2015	2016
Civil	416	475
Criminal	1,085	1,052
Other	1,104	2,264
Total	2,605	3,791

Jan --- Oct Filings



2,082 2015 3,791 2016

Jan --- Oct Filings

	2015	2016	% Change	Trending
Civil	347	475	36.9%	▲
Criminal	951	1,052	10.6%	▲
Other	784	2,264	188.8%	▲
Total	2,082	3,791	82.1%	▲

	Jan	Feb	Mar	Apr	May	Jun	Jul	Aug	Sep	Oct	Nov	Dec	Thru Oct	% Change	Trending	Total
2015	176	191	273	168	195	215	167	217	295	185	170	353	2,082			2,605
2016	602	428	507	391	229	400	256	503	228	247	-	-	3,791	82.1%	▲	3,791

		Jan	Feb	Mar	Apr	May	Jun	Jul	Aug	Sep	Oct	Nov	Dec	Thru Oct	% Change	Trending	Total
Administrative Law	2015	-	-	-	-	1	-	2	-	-	-	-	2	3			5
	2016	-	-	-	-	-	-	1	1	-	-	-	-	2	-33.3%	▼	2
Contested Divorce	2015	6	4	3	3	7	2	4	3	3	-	2	9	35			46
	2016	2	5	5	4	1	6	6	4	4	4	-	-	41	17.1%	▲	41
Domestic and Family - Level 1	2015	1	-	3	4	3	5	-	1	-	4	1	1	21			23
	2016	-	-	9	-	4	5	8	-	2	4	-	-	32	52.4%	▲	32
Domestic and Family - Level 2	2015	-	5	2	3	2	1	3	3	6	-	5	2	25			32
	2016	-	5	4	6	8	5	2	10	4	4	-	-	48	92.0%	▲	48
General Civil - Level 1	2015	1	-	-	-	1	-	1	-	1	-	-	3	4			7
	2016	-	1	1	-	-	-	-	2	1	-	-	-	5	25.0%	▲	5
General Civil - Level 2	2015	1	1	4	1	3	5	3	2	2	2	2	3	24			29
	2016	3	5	4	2	1	3	2	1	1	7	-	-	29	20.8%	▲	29
General Civil - Level 3	2015	2	5	2	3	4	2	3	1	5	3	5	4	30			39
	2016	3	4	6	1	3	2	2	3	3	2	-	-	29	-3.3%	▼	29
Miscellaneous	2015	54	64	60	64	34	65	50	42	61	86	61	91	580			732
	2016	118	109	81	71	48	61	88	69	74	69	-	-	788	35.9%	▲	788
Misdemeanor	2015	12	14	17	20	19	7	7	47	29	8	14	11	180			205
	2016	7	20	16	6	17	25	39	32	18	18	-	-	198	10.0%	▲	198
Non-Capital Felonies and Related Matters	2015	64	59	107	34	83	75	46	85	141	54	45	60	748			853
	2016	39	98	168	48	53	206	31	100	42	57	-	-	842	12.6%	▲	842
Other	2015	22	29	61	21	25	45	38	18	36	22	28	159	317			504
	2016	419	165	200	246	82	80	65	268	63	66	-	-	1,654	421.8%	▲	1,654
Other Criminally Related Matters	2015	3	2	3	3	6	1	2	4	-	-	2	2	24			28
	2016	2	1	2	3	2	-	1	-	2	1	-	-	14	-41.7%	▼	14
Probates/Wills and Trusts - Lev	2015	-	-	-	-	-	-	-	-	1	-	-	-	1			1
Probates/Wills and Trusts - Level 2	2015	-	-	3	-	-	1	2	2	1	2	-	-	11			11
	2016	1	2	-	-	3	2	1	2	1	-	-	-	12	9.1%	▲	12
Protective Orders	2015	-	-	-	-	-	-	1	-	-	-	-	-	1			1
Uncontested Divorce	2015	10	8	8	12	7	6	5	9	9	4	5	6	78			89
	2016	8	13	11	4	7	5	10	11	13	15	-	-	97	24.4%	▲	97

Court: Washington Circuit

Start/End Date: Jan-15 / Oct-16

2015 Average Month: 288

Jan-Oct 2015: 2,797

Filings Trending: ▲

Circuit/Court ID: 28

228191


Type of Case: Filings

2016 Average Month:361

Jan-Oct 2016 : 3,605

Overall AVG. Month: 321

Monthly Summary

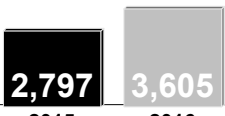


Jan 15-Oct 16

Totals

	2015	2016
Civil	609	546
Criminal	1,475	1,720
Other	1,369	1,339
Total	3,453	3,605

Jan --- Oct Filings



2,797 2015 3,605 2016

Jan --- Oct Filings

	2015	2016	% Change	Trending
Civil	536	546	1.9%	▲
Criminal	1,292	1,720	33.1%	▲
Other	969	1,339	38.2%	▲
Total	2,797	3,605	28.9%	▲

	Jan	Feb	Mar	Apr	May	Jun	Jul	Aug	Sep	Oct	Nov	Dec	Thru Oct	% Change	Trending	Total
2015	384	188	291	358	193	223	369	194	266	331	227	429	2,797			3,453
2016	409	384	339	442	268	243	416	359	365	380	-	-	3,605	28.9%	▲	3,605

		Jan	Feb	Mar	Apr	May	Jun	Jul	Aug	Sep	Oct	Nov	Dec	Thru Oct	% Change	Trending	Total
Administrative Law	2015	-	-	-	-	-	1	-	3	-	-	-	-	4			4
	2016	-	-	4	-	1	-	-	-	2	3	-	-	10	150.0%	▲	10
Contested Divorce	2015	6	3	4	2	4	5	6	2	9	3	4	1	44			49
	2016	5	12	6	8	6	8	4	11	8	4	-	-	72	63.6%	▲	72
Domestic and Family - Level 1	2015	-	3	9	5	3	2	3	2	-	7	1	-	34			35
	2016	2	-	4	2	1	1	3	1	3	1	-	-	18	-47.1%	▼	18
Domestic and Family - Level 2	2015	3	2	1	5	4	4	4	2	-	2	4	1	27			32
	2016	-	3	8	4	2	1	3	1	3	5	-	-	30	11.1%	▲	30
General Civil - Level 1	2015	2	-	1	-	1	1	-	-	1	2	1	-	8			9
	2016	-	-	1	-	-	1	-	1	2	-	-	-	5	-37.5%	▼	5
General Civil - Level 2	2015	9	4	4	6	6	6	10	4	7	7	3	5	63			71
	2016	3	2	5	4	5	11	7	8	15	2	-	-	62	-1.6%	▼	62
General Civil - Level 3	2015	6	9	6	6	5	6	4	6	4	5	4	5	57			66
	2016	5	4	4	3	7	3	1	4	3	1	-	-	35	-38.6%	▼	35
Miscellaneous	2015	103	85	133	102	88	92	133	113	132	132	123	306	1,113			1,542
	2016	183	201	163	149	88	94	139	160	139	138	-	-	1,454	30.6%	▲	1,454
Misdemeanor	2015	22	5	11	32	9	11	20	20	13	22	9	17	165			191
	2016	36	26	19	20	26	26	14	12	22	10	-	-	211	27.9%	▲	211
Non-Capital Felonies and Related Matters	2015	203	47	92	170	56	68	171	28	77	132	69	82	1,044			1,195
	2016	124	115	94	229	117	82	211	79	137	183	-	-	1,371	31.3%	▲	1,371
Other	2015	2	1	5	-	2	1	-	-	-	-	-	-	11			11
	2016	1	1	1	-	-	-	-	-	1	-	-	-	4	-63.6%	▼	4
Other Criminally Related Matters	2015	15	12	3	15	-	11	5	1	8	14	3	3	84			90
	2016	34	8	6	3	1	-	11	58	10	8	-	-	139	65.5%	▲	139
Probates/Wills and Trusts - Level 1	2015	-	-	-	-	-	-	1	1	-	-	-	-	2			2
	2016	-	-	1	-	-	2	4	-	1	3	-	-	11	450.0%	▲	11
Probates/Wills and Trusts - Level 2	2015	1	1	1	-	3	-	-	1	2	-	-	1	9			10
	2016	1	3	3	3	2	2	4	5	5	3	-	-	31	244.4%	▲	31
Protective Orders	2015	-	1	-	1	-	-	1	-	-	-	-	-	3			3
	2016	1	-	-	1	-	-	1	-	-	1	-	-	4	33.3%	▲	4
Uncontested Divorce	2015	12	15	21	14	12	15	11	11	13	5	6	8	129			143
	2016	14	9	20	16	12	12	14	19	14	18	-	-	148	14.7%	▲	148



Court: Bristol Circuit

Start/End Date: Jan-15 / Oct-16

2015 Average Month: 174

Jan-Oct 2015: 1,771

Filings Trending: ▲

Circuit/Court ID: 28

228520


Type of Case: Filings

2016 Average Month:186

Jan-Oct 2016 : 1,864

Overall AVG. Month: 180

Monthly Summary



Jan 15-Oct 16

Totals

	2015	2016
Civil	349	313
Criminal	1,190	1,051
Other	550	500
Total	2,089	1,864

Jan --- Oct Filings

1,771

2015

1,864

2016

Jan --- Oct Filings

	2015	2016	% Change	Trending
Civil	295	313	6.1%	▲
Criminal	1,038	1,051	1.3%	▲
Other	438	500	14.2%	▲
Total	1,771	1,864	5.3%	▲

	Jan	Feb	Mar	Apr	May	Jun	Jul	Aug	Sep	Oct	Nov	Dec	Thru Oct	% Change	Trending	Total
2015	124	224	163	161	285	168	129	159	179	179	161	157	1,771			2,089
2016	220	292	178	184	163	156	196	152	134	189	-	-	1,864	5.3%	▲	1,864

		Jan	Feb	Mar	Apr	May	Jun	Jul	Aug	Sep	Oct	Nov	Dec	Thru Oct	% Change	Trending	Total
Administrative Law	2015	-	-	1	2	-	-	-	-	-	-	-	-	3			3
	2016	-	1	-	-	-	-	-	-	-	-	-	-	1	-66.7%	▼	1
Contested Divorce	2015	5	1	6	1	2	2	3	2	2	3	5	2	27			34
	2016	3	2	2	2	-	1	2	3	3	-	-	-	18	-33.3%	▼	18
Domestic and Family - Level 1	2015	1	2	-	-	1	5	1	7	-	-	4	-	17			21
	2016	8	1	1	2	-	1	3	1	1	6	-	-	24	41.2%	▲	24
Domestic and Family - Level 2	2015	1	-	-	3	1	1	-	1	-	-	1	1	7			9
	2016	1	2	1	2	-	-	2	-	1	2	-	-	11	57.1%	▲	11
General Civil - Level 1	2015	-	-	-	1	-	1	-	1	-	-	-	-	3			3
	2016	-	2	-	-	-	-	1	-	-	-	-	-	3	0.0%	↔	3
General Civil - Level 2	2015	1	5	4	5	4	-	4	4	5	1	2	3	33			38
	2016	4	4	3	2	2	6	3	4	3	9	-	-	40	21.2%	▲	40
General Civil - Level 3	2015	1	1	2	4	1	1	1	-	2	2	2	-	15			17
	2016	1	-	2	3	2	4	-	3	1	1	-	-	17	13.3%	▲	17
Miscellaneous	2015	35	28	33	29	31	42	37	33	36	40	47	49	344			440
	2016	64	64	50	34	32	33	69	37	41	36	-	-	460	33.7%	▲	460
Misdemeanor	2015	7	8	25	5	15	6	12	6	23	17	13	7	124			144
	2016	34	28	14	16	30	10	12	11	7	19	-	-	181	46.0%	▲	181
Non-Capital Felonies and Related Matters	2015	51	114	62	85	194	79	51	76	95	91	53	78	898			1,029
	2016	72	162	75	87	83	71	82	66	52	96	-	-	846	-5.8%	▼	846
Other	2015	17	60	18	14	25	25	13	26	12	15	26	14	225			265
	2016	28	19	15	27	9	21	17	19	12	9	-	-	176	-21.8%	▼	176
Other Criminally Related Matters	2015	3	1	1	3	3	1	2	1	-	3	1	1	18			20
	2016	2	-	3	3	-	4	-	3	8	1	-	-	24	33.3%	▲	24
Probates/Wills and Trusts - Level 2	2015	-	-	1	1	-	1	-	1	-	-	-	-	4			4
	2016	-	-	-	1	-	-	1	-	-	-	-	-	2	-50.0%	▼	2
Protective Orders	2016	1	-	-	-	-	1	-	1	-	1	-	-	4			4
Uncontested Divorce	2015	2	4	10	8	8	4	5	1	4	7	7	2	53			62
	2016	2	7	12	5	5	4	4	4	5	9	-	-	57	7.5%	▲	57

Court: Buchanan Circuit

Start/End Date: Jan-15 / Oct-16

2015 Average Month: 213

Jan-Oct 2015: 2,233

Filings Trending: ▼

Circuit/Court ID: 29

229027


Type of Case: Filings

2016 Average Month:208

Jan-Oct 2016 : 2,084

Overall AVG. Month: 211

Monthly Summary



Jan 15-Oct 16

Totals

	2015	2016
Civil	360	335
Criminal	1,571	1,216
Other	628	533
Total	2,559	2,084

Jan --- Oct Filings

2,233

2015

2,084

2016

Jan --- Oct Filings

	2015	2016	% Change	Trending
Civil	294	335	13.9%	▲
Criminal	1,427	1,216	-14.8%	▼
Other	512	533	4.1%	▲
Total	2,233	2,084	-6.7%	▼

	Jan	Feb	Mar	Apr	May	Jun	Jul	Aug	Sep	Oct	Nov	Dec	Thru Oct	% Change	Trending	Total
2015	288	70	128	375	122	113	248	108	522	259	155	171	2,233			2,559
2016	321	113	253	259	108	119	199	366	124	222	-	-	2,084	-6.7%	▼	2,084

		Jan	Feb	Mar	Apr	May	Jun	Jul	Aug	Sep	Oct	Nov	Dec	Thru Oct	% Change	Trending	Total
Administrative Law	2016	-	-	-	-	-	-	-	-	-	1	-	-	1			1
Capital Murder	2015	-	-	-	1	-	-	-	-	-	-	-	-	1			1
Contested Divorce	2015	2	3	5	1	-	2	6	-	3	2	2	1	24			27
	2016	1	3	1	-	-	4	-	3	-	-	-	-	12	-50.0%	▼	12
Domestic and Family - Level 1	2015	1	-	3	-	4	2	2	12	1	9	7	8	34			49
	2016	10	7	3	1	6	16	2	2	18	5	-	-	70	105.9%	▲	70
Domestic and Family - Level 2	2015	1	-	-	3	1	3	5	1	2	-	1	1	16			18
	2016	2	2	2	3	2	3	2	1	3	2	-	-	22	37.5%	▲	22
General Civil - Level 1	2015	-	1	3	-	-	1	-	-	1	-	1	-	6			7
	2016	2	-	-	-	-	-	-	1	-	-	-	-	3	-50.0%	▼	3
General Civil - Level 2	2015	5	4	1	6	6	14	11	4	1	8	9	5	60			74
	2016	5	4	9	7	3	8	3	4	2	1	-	-	46	-23.3%	▼	46
General Civil - Level 3	2015	1	-	1	2	4	5	1	5	2	2	3	-	23			26
	2016	4	2	4	6	2	3	2	2	2	4	-	-	31	34.8%	▲	31
Miscellaneous	2015	46	40	84	70	48	52	60	40	59	83	59	73	582			714
	2016	73	63	65	75	38	44	67	65	50	84	-	-	624	7.2%	▲	624
Misdemeanor	2015	29	4	16	52	14	13	30	20	41	23	9	9	242			260
	2016	32	13	40	27	19	8	26	39	9	27	-	-	240	-0.8%	▼	240
Non-Capital Felonies and Related Matters	2015	192	13	8	218	39	13	127	20	401	113	56	65	1,144			1,265
	2016	164	13	116	134	34	26	94	247	27	86	-	-	941	-17.7%	▼	941
Other	2015	-	-	-	-	-	-	-	1	-	1	1	1	2			4
	2016	-	1	2	-	-	1	-	-	-	-	-	-	4	100.0%	▲	4
Other Criminally Related Matters	2015	8	-	1	13	-	3	-	1	4	11	3	3	41			47
	2016	20	2	1	2	2	-	-	-	4	5	-	-	36	-12.2%	▼	36
Probates/Wills and Trusts - Lev	2015	-	-	-	-	-	-	-	-	1	-	-	-	1			1
Probates/Wills and Trusts - Level 2	2015	1	-	1	1	1	-	1	-	1	1	-	1	7			8
	2016	-	-	1	-	-	-	1	-	2	2	-	-	6	-14.3%	▼	6
Protective Orders	2015	-	-	-	-	-	-	-	-	1	1	-	-	2			2
	2016	-	-	-	1	1	-	-	1	3	-	-	-	6	200.0%	▲	6
Uncontested Divorce	2015	2	5	5	8	5	5	5	4	4	5	4	4	48			56
	2016	8	3	9	3	1	6	2	1	4	5	-	-	42	-12.5%	▼	42

Court: Dickenson Circuit

Start/End Date: Jan-15 / Oct-16

2015 Average Month: 113

Jan-Oct 2015: 1,144

Filings Trending: ↔

Circuit/Court ID: 29

229051


Type of Case: Filings

2016 Average Month: 112

Jan-Oct 2016 : 1,119

Overall AVG. Month: 112

Monthly Summary



Jan 15-Oct 16

Totals

	2015	2016
Civil	223	212
Criminal	658	520
Other	472	387
Total	1,353	1,119

Jan --- Oct Filings

1,144

2015

1,119

2016

Jan --- Oct Filings

	2015	2016	% Change	Trending
Civil	192	212	10.4%	▲
Criminal	571	520	-8.9%	▼
Other	381	387	1.6%	▲
Total	1,144	1,119	-2.2%	▼

	Jan	Feb	Mar	Apr	May	Jun	Jul	Aug	Sep	Oct	Nov	Dec	Thru Oct	% Change	Trending	Total
2015	87	172	139	111	86	125	80	45	209	90	72	137	1,144			1,353
2016	64	83	216	104	51	156	71	105	206	63	-	-	1,119	-2.2%	▼	1,119

		Jan	Feb	Mar	Apr	May	Jun	Jul	Aug	Sep	Oct	Nov	Dec	Thru Oct	% Change	Trending	Total
Administrative Law	2015	-	-	-	-	-	-	-	-	-	-	-	1	0			1
Capital Murder	2016	-	-	11	-	-	-	-	-	-	-	-	-	11	0.0%	↔	11
Contested Divorce	2015	-	1	2	2	2	1	2	2	3	3	1	2	18			21
	2016	2	2	1	3	3	2	2	-	-	1	-	-	16	-11.1%	▼	16
Domestic and Family - Level 1	2015	1	-	2	3	-	1	11	1	-	-	-	3	19			22
	2016	-	2	3	3	2	8	1	4	4	1	-	-	28	47.4%	▲	28
Domestic and Family - Level 2	2015	3	2	5	1	3	3	1	1	1	4	4	3	24			31
	2016	-	3	1	3	4	1	1	-	-	-	-	-	13	-45.8%	▼	13
General Civil - Level 1	2016	-	1	-	-	-	-	5	-	1	-	-	-	7			7
General Civil - Level 2	2015	-	-	4	2	2	2	3	2	3	2	1	4	20			25
	2016	1	1	2	2	1	4	2	4	4	5	-	-	26	30.0%	▲	26
General Civil - Level 3	2015	-	1	3	-	-	-	2	-	2	1	1	-	9			10
	2016	1	4	5	2	-	6	2	4	2	-	-	-	26	188.9%	▲	26
Miscellaneous	2015	30	25	38	50	27	41	33	19	24	36	34	46	323			403
	2016	38	47	42	26	25	30	43	46	35	33	-	-	365	13.0%	▲	365
Misdemeanor	2015	8	1	12	14	1	23	2	2	6	4	6	5	73			84
	2016	-	5	5	7	3	9	1	2	6	1	-	-	39	-46.6%	▼	39
Non-Capital Felonies and Related Matters	2015	34	122	55	30	34	36	13	2	150	22	15	61	498			574
	2016	11	5	126	48	6	82	8	27	140	14	-	-	467	-6.2%	▼	467
Other	2015	3	16	12	4	11	13	8	10	13	10	6	10	100			116
	2016	9	10	14	3	2	9	-	9	8	2	-	-	66	-34.0%	▼	66
Other Criminally Related Matter	2016	-	1	1	-	-	-	1	-	1	-	-	-	4			4
Probates/Wills and Trusts - Level 1	2015	-	-	-	-	-	-	1	-	-	-	-	-	1			1
	2016	-	-	-	1	-	-	-	-	-	-	-	-	1	0.0%	↔	1
Probates/Wills and Trusts - Level 2	2015	1	-	2	-	-	-	2	2	-	-	-	2	7			9
	2016	-	-	1	-	-	-	-	-	-	2	-	-	3	-57.1%	▼	3
Protective Orders	2015	1	-	-	-	-	-	-	-	-	-	-	-	1			1
	2016	-	-	-	-	1	-	-	-	-	-	-	-	1	0.0%	↔	1
Uncontested Divorce	2015	6	4	4	5	6	5	2	4	7	8	4	-	51			55
	2016	2	2	4	6	4	5	5	9	5	4	-	-	46	-9.8%	▼	46

Court: Russell Circuit

Start/End Date: Jan-15 / Oct-16

2015 Average Month: 241

Jan-Oct 2015: 2,196

Filings Trending: ▲

Circuit/Court ID: 29

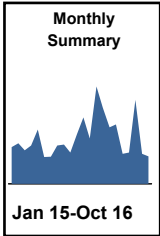
229167

Type of Case: Filings

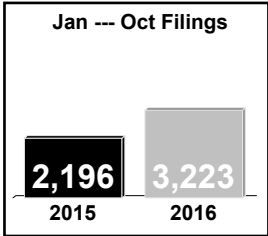
2016 Average Month:322

Jan-Oct 2016 : 3,223

Overall AVG. Month: 278



Totals		
	2015	2016
Civil	455	405
Criminal	1,338	1,319
Other	1,100	1,499
Total	2,893	3,223



Jan --- Oct Filings				
	2015	2016	% Change	Trending
Civil	378	405	7.1%	▲
Criminal	1,008	1,319	30.9%	▲
Other	810	1,499	85.1%	▲
Total	2,196	3,223	46.8%	▲

	Jan	Feb	Mar	Apr	May	Jun	Jul	Aug	Sep	Oct	Nov	Dec	Thru Oct	% Change	Trending	Total
2015	221	244	200	229	326	160	162	230	236	188	298	399	2,196			2,893
2016	271	584	456	340	356	180	187	505	179	165	-	-	3,223	46.8%	▲	3,223

		Jan	Feb	Mar	Apr	May	Jun	Jul	Aug	Sep	Oct	Nov	Dec	Thru Oct	% Change	Trending	Total
Administrative Law	2015	-	-	1	1	-	-	-	1	-	1	-	-	4			4
	2016	-	-	-	1	-	-	-	-	-	-	-	-	1	-75.0%	▼	1
Contested Divorce	2015	3	8	5	8	4	4	1	4	4	2	5	4	43			52
	2016	1	5	3	3	2	-	2	3	3	4	-	-	26	-39.5%	▼	26
Domestic and Family - Level 1	2015	10	7	-	6	-	-	10	3	-	3	1	3	39			43
	2016	-	13	9	18	4	5	-	11	17	6	-	-	83	112.8%	▲	83
Domestic and Family - Level 2	2015	1	1	3	5	2	6	2	1	5	3	-	1	29			30
	2016	1	-	4	3	5	1	2	3	5	1	-	-	25	-13.8%	▼	25
General Civil - Level 1	2015	-	-	-	1	2	3	-	-	-	-	1	-	6			7
	2016	1	-	1	-	-	1	-	-	1	-	-	-	4	-33.3%	▼	4
General Civil - Level 2	2015	7	3	3	4	9	2	2	7	6	9	4	5	52			61
	2016	9	3	4	7	1	9	5	7	3	4	-	-	52	0.0%	↔	52
General Civil - Level 3	2015	4	1	-	3	3	2	4	1	10	5	8	8	33			49
	2016	4	3	1	5	4	7	8	4	6	1	-	-	43	30.3%	▲	43
Miscellaneous	2015	60	58	47	67	53	52	56	51	75	74	67	139	593			799
	2016	109	119	109	79	84	50	101	77	54	69	-	-	851	43.5%	▲	851
Misdemeanor	2015	20	20	20	9	43	3	11	19	11	8	20	58	164			242
	2016	7	12	14	15	26	12	4	54	18	16	-	-	178	8.5%	▲	178
Non-Capital Felonies and Related Matters	2015	80	121	65	79	157	43	45	115	64	47	122	127	816			1,065
	2016	80	297	132	89	99	34	22	292	48	28	-	-	1,121	37.4%	▲	1,121
Other	2015	17	12	40	36	44	32	18	16	46	23	49	45	284			378
	2016	48	112	167	98	122	51	36	44	19	21	-	-	718	152.8%	▲	718
Other Criminally Related Matters	2015	2	3	7	1	-	2	3	1	6	4	3	-	29			32
	2016	3	4	2	5	1	2	1	-	3	2	-	-	23	-20.7%	▼	23
Probates/Wills and Trusts - Level 1	2015	-	-	-	-	1	-	-	-	-	-	-	-	1			1
	2016	-	1	-	-	1	-	-	-	-	-	-	-	2	100.0%	▲	2
Probates/Wills and Trusts - Level 2	2015	2	1	1	3	3	-	1	2	-	-	2	-	13			15
	2016	1	4	-	1	1	1	-	1	-	-	-	-	9	-30.8%	▼	9
Protective Orders	2015	-	-	-	-	-	-	-	-	-	-	3	1	0			4
	2016	-	-	1	-	-	-	-	-	-	-	-	-	1	0.0%	↔	1
Uncontested Divorce	2015	15	9	8	6	5	11	9	9	9	9	13	8	90			111
	2016	7	11	9	16	6	7	6	9	2	13	-	-	86	-4.4%	▼	86

Court: Tazewell Circuit

Start/End Date: Jan-15 / Oct-16

2015 Average Month: 484

Jan-Oct 2015: 4,970

Filings Trending: ▲

Circuit/Court ID: 29

229185


Type of Case: Filings

2016 Average Month:533

Jan-Oct 2016 : 5,330

Overall AVG. Month: 506

Monthly Summary



Jan 15-Oct 16

Totals

	2015	2016
Civil	615	623
Criminal	3,962	3,499
Other	1,234	1,208
Total	5,811	5,330

Jan --- Oct Filings

4,970

2015

5,330

2016

Jan --- Oct Filings

	2015	2016	% Change	Trending
Civil	534	623	16.7%	▲
Criminal	3,461	3,499	1.1%	▲
Other	975	1,208	23.9%	▲
Total	4,970	5,330	7.2%	▲

	Jan	Feb	Mar	Apr	May	Jun	Jul	Aug	Sep	Oct	Nov	Dec	Thru Oct	% Change	Trending	Total
2015	426	985	721	277	430	308	721	348	380	374	529	312	4,970			5,811
2016	482	362	583	700	697	272	973	438	510	313	-	-	5,330	7.2%	▲	5,330

		Jan	Feb	Mar	Apr	May	Jun	Jul	Aug	Sep	Oct	Nov	Dec	Thru Oct	% Change	Trending	Total
Administrative Law	2015	-	-	-	-	-	-	2	2	-	-	1	2	4			7
	2016	1	-	1	1	-	3	-	-	2	3	-	-	11	175.0%	▲	11
Capital Murder	2015	-	-	-	-	-	-	-	-	-	1	-	-	1			1
	2016	-	-	-	-	-	-	-	-	-	1	-	-	1	0.0%	↔	1
Contested Divorce	2015	5	8	5	10	1	4	4	9	7	12	4	5	65			74
	2016	8	10	6	8	9	2	5	9	4	7	-	-	68	4.6%	▲	68
Domestic and Family - Level 1	2015	1	6	24	4	1	2	2	1	7	13	3	2	61			66
	2016	2	10	2	6	1	5	10	6	1	6	-	-	49	-19.7%	▼	49
Domestic and Family - Level 2	2015	4	2	3	1	5	4	5	3	1	1	5	1	29			35
	2016	2	10	10	6	5	5	4	3	1	3	-	-	49	69.0%	▲	49
General Civil - Level 1	2015	-	1	1	1	1	-	-	1	1	-	1	-	6			7
	2016	-	-	-	-	1	-	1	2	-	-	-	-	4	-33.3%	▼	4
General Civil - Level 2	2015	10	3	6	13	5	5	7	5	2	6	6	4	62			72
	2016	4	5	7	11	10	7	4	6	6	15	-	-	75	21.0%	▲	75
General Civil - Level 3	2015	-	3	-	1	-	6	5	4	5	1	6	2	25			33
	2016	5	5	4	3	5	15	8	2	4	9	-	-	60	140.0%	▲	60
Miscellaneous	2015	124	111	155	98	74	84	76	100	97	124	99	148	1,043			1,290
	2016	163	180	149	123	91	114	91	150	115	110	-	-	1,286	23.3%	▲	1,286
Misdemeanor	2015	73	54	124	32	86	35	142	62	45	26	98	17	679			794
	2016	83	25	76	64	140	25	133	53	102	36	-	-	737	8.5%	▲	737
Non-Capital Felonies and Related Matters	2015	185	770	374	93	243	143	451	138	198	161	278	100	2,756			3,134
	2016	190	84	296	441	400	77	697	184	248	100	-	-	2,717	-1.4%	▼	2,717
Other	2015	3	10	7	5	3	11	6	11	5	4	8	15	65			88
	2016	6	11	7	5	7	8	5	8	6	8	-	-	71	9.2%	▲	71
Other Criminally Related Matters	2015	5	5	2	2	1	-	4	2	3	3	7	1	27			35
	2016	2	4	4	11	11	1	4	2	4	3	-	-	46	70.4%	▲	46
Probates/Wills and Trusts - Level 1	2015	-	-	-	-	-	1	1	-	-	-	1	1	2			4
	2016	-	-	-	1	-	-	-	-	-	-	-	-	1	-50.0%	▼	1
Probates/Wills and Trusts - Level 2	2015	4	3	5	6	1	1	3	1	-	6	1	-	30			31
	2016	4	-	3	3	2	1	-	3	7	2	-	-	25	-16.7%	▼	25
Uncontested Divorce	2015	12	9	15	11	9	12	13	9	9	16	11	14	115			140
	2016	12	18	18	17	15	9	11	10	10	10	-	-	130	13.0%	▲	130

Court: Lee Circuit

Start/End Date: Jan-15 / Oct-16

2015 Average Month: 195

Jan-Oct 2015: 1,983

Filings Trending: ▼

Circuit/Court ID: 30

230105


Type of Case: Filings

2016 Average Month:185

Jan-Oct 2016 : 1,848

Overall AVG. Month: 190

Monthly Summary



Jan 15-Oct 16

Totals

	2015	2016
Civil	345	298
Criminal	1,450	1,072
Other	545	478
Total	2,340	1,848

Jan --- Oct Filings

1,983

2015

1,848

2016

Jan --- Oct Filings

	2015	2016	% Change	Trending
Civil	294	298	1.4%	▲
Criminal	1,275	1,072	-15.9%	▼
Other	414	478	15.5%	▲
Total	1,983	1,848	-6.8%	▼

	Jan	Feb	Mar	Apr	May	Jun	Jul	Aug	Sep	Oct	Nov	Dec	Thru Oct	% Change	Trending	Total
2015	148	220	161	176	234	226	160	231	197	230	94	263	1,983			2,340
2016	176	199	163	151	177	174	168	183	272	185	-	-	1,848	-6.8%	▼	1,848

		Jan	Feb	Mar	Apr	May	Jun	Jul	Aug	Sep	Oct	Nov	Dec	Thru Oct	% Change	Trending	Total
Administrative Law	2016	1	-	-	-	-	-	-	-	-	-	-	-	1			1
Contested Divorce	2015	5	2	3	4	3	2	5	2	1	2	1	-	29			30
	2016	2	4	2	5	3	-	5	4	4	4	-	-	33	13.8%	▲	33
Domestic and Family - Level 1	2015	2	7	1	-	2	13	4	6	-	-	-	1	35			36
	2016	1	-	-	1	-	2	-	1	2	-	-	-	7	-80.0%	▼	7
Domestic and Family - Level 2	2015	-	3	2	4	2	2	2	2	4	4	-	1	25			26
	2016	2	4	5	2	7	5	2	8	2	-	-	-	37	48.0%	▲	37
General Civil - Level 1	2015	-	-	1	3	-	1	1	-	1	-	-	1	7			8
	2016	-	-	-	-	-	1	-	-	-	1	-	-	2	-71.4%	▼	2
General Civil - Level 2	2015	4	5	3	4	2	4	1	3	-	2	4	4	28			36
	2016	1	3	3	5	1	1	3	7	3	4	-	-	31	10.7%	▲	31
General Civil - Level 3	2015	8	1	1	1	-	-	1	5	-	7	1	4	24			29
	2016	2	4	2	1	3	6	3	8	2	3	-	-	34	41.7%	▲	34
Miscellaneous	2015	51	36	50	34	32	46	54	41	66	75	39	106	485			630
	2016	60	59	77	39	44	45	48	63	58	59	-	-	552	13.8%	▲	552
Misdemeanor	2015	15	19	23	39	39	42	18	40	37	35	16	37	307			360
	2016	17	16	14	17	24	27	19	22	48	22	-	-	226	-26.4%	▼	226
Non-Capital Felonies and Related Matters	2015	54	137	52	73	135	98	53	112	59	91	15	84	864			963
	2016	63	91	47	62	87	77	78	54	141	84	-	-	784	-9.3%	▼	784
Other	2015	-	-	-	-	1	-	-	-	1	1	-	-	3			3
	2016	-	-	-	1	-	-	2	-	-	1	-	-	4	33.3%	▲	4
Other Criminally Related Matters	2015	3	7	13	7	14	11	13	7	20	9	11	12	104			127
	2016	21	5	5	10	1	4	1	12	2	1	-	-	62	-40.4%	▼	62
Probates/Wills and Trusts - Lev	2015	-	-	-	-	-	-	-	-	-	-	1	1	0			2
Probates/Wills and Trusts - Level 2	2015	-	-	2	1	2	1	2	8	1	1	2	6	18	0.0%	↔	26
	2016	2	4	-	4	1	1	-	1	2	1	-	-	16	-11.1%	▼	16
Protective Orders	2015	-	-	-	-	-	-	2	1	-	-	-	-	3			3
Uncontested Divorce	2015	6	3	10	6	2	6	4	4	7	3	4	6	51			61
	2016	4	9	8	4	6	5	7	3	8	5	-	-	59	15.7%	▲	59

Court: Scott Circuit

Start/End Date: Jan-15 / Oct-16

2015 Average Month: 224

Jan-Oct 2015: 2,350

Filings Trending: ▼

Circuit/Court ID: 30

230169

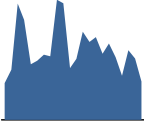
Type of Case: Filings

2016 Average Month:200

Jan-Oct 2016 : 2,002

Overall AVG. Month: 213

Monthly Summary



Jan 15-Oct 16

Totals

	2015	2016
Civil	342	280
Criminal	1,736	1,140
Other	610	582
Total	2,688	2,002

Jan --- Oct Filings

2,350

2015

2,002

2016

Jan --- Oct Filings

	2015	2016	% Change	Trending
Civil	299	280	-6.4%	▼
Criminal	1,605	1,140	-29.0%	▼
Other	446	582	30.5%	▲
Total	2,350	2,002	-14.8%	▼

	Jan	Feb	Mar	Apr	May	Jun	Jul	Aug	Sep	Oct	Nov	Dec	Thru Oct	% Change	Trending	Total
2015	110	150	349	300	167	177	195	191	361	350	155	183	2,350			2,688
2016	265	234	248	198	229	188	132	209	184	115	-	-	2,002	-14.8%	▼	2,002

		Jan	Feb	Mar	Apr	May	Jun	Jul	Aug	Sep	Oct	Nov	Dec	Thru Oct	% Change	Trending	Total
Administrative Law	2015	-	1	-	-	-	-	-	-	1	-	-	-	2			2
	2016	-	-	-	-	-	-	-	-	-	1	-	-	1	-50.0%	▼	1
Contested Divorce	2015	5	2	3	4	4	3	6	2	2	3	1	2	34			37
	2016	4	2	4	10	5	5	5	2	3	2	-	-	42	23.5%	▲	42
Domestic and Family - Level 1	2015	1	1	1	2	-	6	-	-	3	1	1	4	15			20
	2016	4	-	-	1	1	-	-	2	-	-	-	-	8	-46.7%	▼	8
Domestic and Family - Level 2	2015	-	2	3	2	1	-	1	3	1	1	-	-	14			14
	2016	-	2	1	1	1	1	-	1	-	-	-	-	7	-50.0%	▼	7
General Civil - Level 1	2015	-	-	-	-	-	1	1	-	-	1	1	-	3			4
	2016	-	2	-	1	-	-	1	-	-	-	-	-	4	33.3%	▲	4
General Civil - Level 2	2015	-	2	3	4	5	3	6	1	3	1	3	1	28			32
	2016	4	6	3	-	1	4	3	3	1	3	-	-	28	0.0%	↔	28
General Civil - Level 3	2015	3	3	1	2	7	4	4	4	2	-	2	1	30			33
	2016	6	3	3	3	2	-	1	3	4	3	-	-	28	-6.7%	▼	28
Miscellaneous	2015	50	38	87	50	41	43	49	64	41	73	54	119	536			709
	2016	94	79	85	52	54	55	67	59	50	56	-	-	651	21.5%	▲	651
Misdemeanor	2015	21	12	63	44	25	48	41	31	39	26	39	17	350			406
	2016	43	52	45	34	54	25	20	42	21	18	-	-	354	1.1%	▲	354
Non-Capital Felonies and Related Matters	2015	23	83	170	166	70	52	74	69	254	215	40	18	1,176			1,234
	2016	98	75	74	72	82	86	16	77	96	18	-	-	694	-41.0%	▼	694
Other	2015	-	-	-	1	-	-	-	-	-	1	-	-	2			2
Other Criminally Related Matters	2015	-	1	6	15	5	10	7	7	9	19	6	11	79			96
	2016	6	3	22	6	17	8	8	11	2	9	-	-	92	16.5%	▲	92
Probates/Wills and Trusts - Lev	2015	-	1	-	-	-	-	-	-	-	-	-	-	1			1
Probates/Wills and Trusts - Level 2	2015	1	-	2	1	1	-	1	4	-	2	2	1	12			15
	2016	1	1	4	2	2	-	3	4	2	-	-	-	19	58.3%	▲	19
Uncontested Divorce	2015	6	4	10	9	8	7	5	6	6	7	6	9	68			83
	2016	5	9	7	16	10	4	8	5	5	5	-	-	74	8.8%	▲	74



Court: Wise Circuit

Start/End Date: Jan-15 / Oct-16

2015 Average Month: 383

Jan-Oct 2015: 3,663

Filings Trending: ↔

Circuit/Court ID: 30

230195

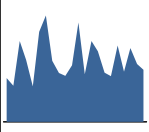
Type of Case: Filings

2016 Average Month:362

Jan-Oct 2016 : 3,623

Overall AVG. Month: 374

Monthly Summary



Jan 15-Oct 16

Totals

	2015	2016
Civil	795	672
Criminal	2,892	2,166
Other	913	785
Total	4,600	3,623

Jan --- Oct Filings

3,663

2015

3,623

2016

Jan --- Oct Filings

	2015	2016	% Change	Trending
Civil	674	672	-	↔
Criminal	2,271	2,166	-4.6%	▼
Other	718	785	9.3%	▲
Total	3,663	3,623	-1.1%	▼

	Jan	Feb	Mar	Apr	May	Jun	Jul	Aug	Sep	Oct	Nov	Dec	Thru Oct	% Change	Trending	Total
2015	262	217	485	372	213	540	638	366	294	276	340	597	3,663			4,600
2016	285	485	423	295	274	459	300	442	347	313	-	-	3,623	-1.1%	▼	3,623

		Jan	Feb	Mar	Apr	May	Jun	Jul	Aug	Sep	Oct	Nov	Dec	Thru Oct	% Change	Trending	Total
Administrative Law	2015	-	-	1	-	1	-	-	-	1	-	2	2	3			7
	2016	1	-	-	-	-	-	-	1	1	3	-	-	6	100.0%	▲	6
Capital Murder	2015	-	-	-	-	-	-	-	1	1	-	-	-	2			2
	2016	-	-	-	-	4	-	-	-	-	-	-	-	4	100.0%	▲	4
Contested Divorce	2015	7	4	9	12	8	5	5	9	7	4	6	6	70			82
	2016	5	15	3	6	5	6	9	3	11	6	-	-	69	-1.4%	▼	69
Domestic and Family - Level 1	2015	6	4	2	5	7	6	2	6	1	8	3	8	47			58
	2016	4	1	1	2	14	7	6	4	12	15	-	-	66	40.4%	▲	66
Domestic and Family - Level 2	2015	4	2	6	1	7	3	4	3	7	4	3	2	41			46
	2016	2	3	6	3	7	5	12	3	6	3	-	-	50	22.0%	▲	50
General Civil - Level 1	2015	4	-	-	-	2	1	1	-	1	1	1	1	10			12
	2016	1	2	1	3	1	3	-	-	1	2	-	-	14	40.0%	▲	14
General Civil - Level 2	2015	13	3	13	6	11	11	17	9	16	12	8	10	111			129
	2016	5	11	10	8	9	10	6	10	12	10	-	-	91	-18.0%	▼	91
General Civil - Level 3	2015	2	5	4	1	3	4	6	4	5	3	6	8	37			51
	2016	2	-	6	5	5	1	4	3	8	5	-	-	39	5.4%	▲	39
Miscellaneous	2015	91	70	132	101	53	82	45	92	79	92	82	135	837			1,054
	2016	86	120	114	87	67	65	107	107	94	77	-	-	924	10.4%	▲	924
Misdemeanor	2015	48	30	81	71	36	138	66	79	52	38	73	145	639			857
	2016	42	51	81	32	34	31	36	74	42	52	-	-	475	-25.7%	▼	475
Non-Capital Felonies and Related Matters	2015	57	56	213	146	57	245	453	125	97	92	130	264	1,541			1,935
	2016	101	250	158	120	113	300	83	209	133	111	-	-	1,578	2.4%	▲	1,578
Other	2015	3	2	-	3	3	4	3	10	2	4	1	1	34			36
	2016	5	4	2	2	1	3	1	-	3	1	-	-	22	-35.3%	▼	22
Other Criminally Related Matters	2015	4	18	6	10	9	16	9	10	11	-	6	4	93			103
	2016	11	12	14	10	6	9	17	15	7	10	-	-	111	19.4%	▲	111
Probates/Wills and Trusts - Lev	2016	1	-	-	-	-	-	-	-	-	-	-	-	1			1
Probates/Wills and Trusts - Level 2	2015	1	4	1	1	-	3	2	2	2	1	1	3	17			21
	2016	5	5	5	2	1	4	2	1	4	3	-	-	32	88.2%	▲	32
Uncontested Divorce	2015	22	19	17	15	16	22	25	16	12	17	18	8	181			207
	2016	14	11	22	15	7	15	17	12	13	15	-	-	141	-22.1%	▼	141

Court: Prince William Circuit

Start/End Date: Jan-15 / Oct-16

2015 Average Month: 1,456

Jan-Oct 2015: 13,951

Filings Trending: ▲

Circuit/Court ID: 31

231153

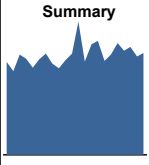
Type of Case: Filings

2016 Average Month: 1,556

Jan-Oct 2016 : 15,556

Overall AVG. Month: 1,501

Monthly Summary




Jan 15-Oct 16

Totals

	2015	2016
Civil	5,212	4,290
Criminal	5,521	4,814
Other	6,736	6,452
Total	17,469	15,556

Jan --- Oct Filings



20152016

Jan --- Oct Filings

	2015	2016	% Change	Trending
Civil	4,445	4,290	-3.5%	▼
Criminal	4,454	4,814	8.1%	▲
Other	5,052	6,452	27.7%	▲
Total	13,951	15,556	11.5%	▲

	Jan	Feb	Mar	Apr	May	Jun	Jul	Aug	Sep	Oct	Nov	Dec	Thru Oct	% Change	Trending	Total
2015	1,393	1,258	1,505	1,443	1,307	1,435	1,521	1,371	1,298	1,420	1,519	1,999	13,951			17,469
2016	1,399	1,659	1,710	1,409	1,507	1,680	1,563	1,621	1,477	1,531	-	-	15,556	11.5%	▲	15,556

		Jan	Feb	Mar	Apr	May	Jun	Jul	Aug	Sep	Oct	Nov	Dec	Thru Oct	% Change	Trending	Total
Administrative Law	2015	3	1	1	-	-	-	-	-	-	-	2	-	5			7
	2016	4	-	1	3	2	3	-	2	10	5	-	-	30	500.0%	▲	30
Capital Murder	2015	-	-	-	5	-	-	-	-	-	-	-	-	5			5
	2016	-	-	-	-	-	-	-	-	-	-	-	-	-			-
Contested Divorce	2015	31	45	38	38	42	29	36	42	22	32	36	29	355			420
	2016	20	39	30	38	37	34	25	39	29	30	-	-	321	-9.6%	▼	321
Domestic and Family - Level 1	2015	13	23	15	28	20	17	19	16	15	20	26	22	186			234
	2016	19	17	25	20	20	23	29	25	21	12	-	-	211	13.4%	▲	211
Domestic and Family - Level 2	2015	44	29	28	12	7	15	9	42	14	28	10	13	228			251
	2016	6	11	22	6	20	25	16	19	19	9	-	-	153	-32.9%	▼	153
General Civil - Level 1	2015	5	-	-	4	8	2	1	3	3	2	2	1	28			31
	2016	4	3	5	2	3	7	4	-	6	4	-	-	38	35.7%	▲	38
General Civil - Level 2	2015	72	65	70	97	73	91	90	63	63	64	49	69	748			866
	2016	54	84	70	61	81	87	76	93	78	70	-	-	754	0.8%	▲	754
General Civil - Level 3	2015	21	30	34	28	27	28	34	26	41	28	27	34	297			358
	2016	23	27	25	23	49	24	22	18	19	30	-	-	260	-12.5%	▼	260
Miscellaneous	2015	576	528	658	625	475	551	616	573	574	583	651	1,176	5,759			7,586
	2016	734	797	879	659	596	741	691	723	634	696	-	-	7,150	24.2%	▲	7,150
Misdemeanor	2015	109	83	98	67	106	92	141	131	114	126	152	127	1,067			1,346
	2016	121	96	102	72	118	133	101	103	95	122	-	-	1,063	-0.4%	▼	1,063
Non-Capital Felonies and Related Matters	2015	286	238	300	280	217	274	296	258	242	319	350	254	2,710			3,314
	2016	197	307	307	309	319	271	270	316	282	323	-	-	2,901	7.0%	▲	2,901
Other	2015	74	72	90	67	144	151	86	64	53	69	54	93	870			1,017
	2016	67	103	70	73	101	133	101	79	51	75	-	-	853	-2.0%	▼	853
Other Criminally Related Matters	2015	81	38	53	64	93	78	93	55	72	57	79	105	684			868
	2016	76	84	70	46	81	102	111	103	111	69	-	-	853	24.7%	▲	853
Probates/Wills and Trusts - Level 1	2015	1	1	1	3	1	-	1	1	2	1	-	1	12			13
	2016	-	-	1	1	-	1	2	-	-	1	-	-	6	-50.0%	▼	6
Probates/Wills and Trusts - Level 2	2015	8	14	13	8	8	10	13	6	8	10	6	6	98			110
	2016	11	10	12	16	6	12	8	9	11	8	-	-	103	5.1%	▲	103
Protective Orders	2015	1	4	3	1	1	3	-	1	1	1	5	5	16			26
	2016	1	-	-	-	-	1	-	1	2	1	-	-	6	-62.5%	▼	6
Uncontested Divorce	2015	68	87	103	121	85	94	86	90	74	80	70	64	888			1,022
	2016	62	81	91	75	74	83	107	91	109	76	-	-	849	-4.4%	▼	849