

Court: Chesapeake Circuit

Start/End Date: Jan-15 / Nov-16

2015 Average Month: 1,120

Jan-Nov 2015: 11,926

Filings Trending: ▲

Circuit/Court ID: 1 201550


Type of Case: Filings

2016 Average Month:1,373

Jan-Nov 2016 : 15,101

Overall AVG. Month: 1,241

Monthly Summary

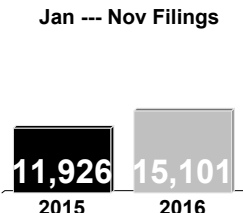


Jan 15-Nov 16

Totals

	2015	2016
Civil	3,297	3,288
Criminal	5,733	6,637
Other	4,413	5,176
Total	13,443	15,101

Jan --- Nov Filings



2015 2016

Jan --- Nov Filings

	2015	2016	% Change	Trending
Civil	3,024	3,288	8.7%	▲
Criminal	5,188	6,637	27.9%	▲
Other	3,714	5,176	39.4%	▲
Total	11,926	15,101	26.6%	▲

	Jan	Feb	Mar	Apr	May	Jun	Jul	Aug	Sep	Oct	Nov	Dec	Thru Nov	% Change	Trending	Total
2015	1,019	845	1,028	1,194	1,033	1,016	1,371	988	1,077	1,256	1,099	1,517	11,926			13,443
2016	1,274	1,452	1,592	1,517	1,229	1,266	1,400	1,411	1,203	1,361	1,396	-	15,101	26.6%	▲	15,101

		Jan	Feb	Mar	Apr	May	Jun	Jul	Aug	Sep	Oct	Nov	Dec	Thru Nov	% Change	Trending	Total
Administrative Law	2015	1	1	-	2	4	1	5	4	3	1	-	-	22			22
	2016	3	3	3	2	1	2	-	5	1	2	2	-	24	9.1%	▲	24
Capital Murder	2015	-	-	-	-	-	1	-	-	-	-	-	-	1			1
	2016	14	19	20	25	34	27	19	15	15	23	27	19	238			257
Contested Divorce	2015	38	35	30	28	25	25	22	22	36	27	19	-	307	29.0%	▲	307
	2016	10	16	13	33	10	19	21	17	18	15	23	18	195			213
Domestic and Family - Level 1	2015	9	21	32	27	19	20	24	61	22	26	12	-	273	40.0%	▲	273
	2016	3	12	11	9	5	6	7	4	9	5	5	9	76			85
Domestic and Family - Level 2	2015	5	7	10	15	6	8	5	9	3	7	2	-	77	1.3%	▲	77
	2016	1	5	2	6	3	1	6	3	5	4	5	-	41			41
General Civil - Level 1	2015	4	3	4	3	7	1	1	7	3	1	-	-	34	-17.1%	▼	34
	2016	31	55	32	64	31	39	67	39	37	51	37	31	483			514
General Civil - Level 2	2015	53	43	29	24	50	26	30	48	36	36	34	-	409	-15.3%	▼	409
	2016	3	12	16	26	14	15	28	3	11	29	12	21	169			190
General Civil - Level 3	2015	15	11	20	13	30	15	16	40	18	25	17	-	220	30.2%	▲	220
	2016	406	321	381	343	312	296	462	305	344	338	387	676	3,895			4,571
Miscellaneous	2015	563	577	488	399	334	388	423	431	387	394	432	-	4,816	23.6%	▲	4,816
	2016	100	82	104	135	124	105	131	122	114	122	123	154	1,262			1,416
Misdemeanor	2015	83	142	142	146	107	129	119	140	113	130	136	-	1,387	9.9%	▲	1,387
	2016	315	183	258	408	347	334	331	287	306	393	257	297	3,419			3,716
Non-Capital Felonies and Related Matters	2015	291	358	554	529	385	437	491	370	369	503	512	-	4,799	40.4%	▲	4,799
	2016	62	35	72	56	50	58	148	87	90	168	109	123	935			1,058
Other	2015	121	129	139	209	132	105	156	159	134	102	116	-	1,502	60.6%	▲	1,502
	2016	31	50	42	39	37	51	74	42	57	49	53	94	525			619
Other Criminally Related Matters	2015	28	45	59	44	49	47	54	36	31	34	41	-	468	-10.9%	▼	468
	2016	2	1	1	-	-	2	-	-	1	2	-	1	9			10
Probates/Wills and Trusts - Level 1	2015	-	-	2	-	-	-	2	1	-	-	-	-	5	-44.4%	▼	5
	2016	8	3	10	2	5	4	7	11	4	9	5	3	68			71
Probates/Wills and Trusts - Level 2	2015	7	8	8	7	11	7	4	4	6	10	8	-	80	17.6%	▲	80
	2016	32	50	66	46	57	57	65	49	63	47	56	71	588			659
Uncontested Divorce	2015	54	70	72	71	73	56	53	78	44	64	65	-	700	19.0%	▲	700
	2016																

Court: Accomack Circuit

Start/End Date: Jan-15 / Nov-16

2015 Average Month: 111

Jan-Nov 2015: 1,146

Filings Trending: ▲

Circuit/Court ID: 2 202001

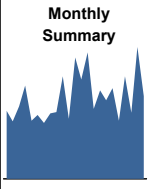
Type of Case: Filings

2016 Average Month:136

Jan-Nov 2016 : 1,493

Overall AVG. Month: 123

Monthly Summary

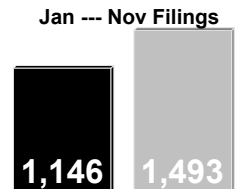


Jan 15-Nov 16

Totals

	2015	2016
Civil	396	357
Criminal	431	481
Other	501	655
Total	1,328	1,493

Jan --- Nov Filings



1,146 2015 1,493 2016

Jan --- Nov Filings

	2015	2016	% Change	Trending
Civil	378	357	-5.6%	▼
Criminal	360	481	33.6%	▲
Other	408	655	60.5%	▲
Total	1,146	1,493	30.3%	▲

	Jan	Feb	Mar	Apr	May	Jun	Jul	Aug	Sep	Oct	Nov	Dec	Thru Nov	% Change	Trending	Total
2015	102	86	109	140	87	96	84	98	100	154	90	182	1,146			1,328
2016	149	190	105	133	118	136	87	154	99	198	124	-	1,493	30.3%	▲	1,493

		Jan	Feb	Mar	Apr	May	Jun	Jul	Aug	Sep	Oct	Nov	Dec	Thru Nov	% Change	Trending	Total
Administrative Law	2015	-	-	-	-	-	-	-	-	-	2	2	-	4			4
	2016	-	2	-	1	-	1	1	1	-	-	-	-	6	50.0%	▲	6
Capital Murder	2015	-	1	-	-	-	-	-	-	-	-	-	-	1			1
	2016	-	1	-	-	-	-	-	-	-	-	-	-	1			1
Contested Divorce	2015	4	3	2	2	1	3	1	2	3	6	3	1	30			31
	2016	5	3	1	3	4	4	1	3	2	-	3	-	29	-3.3%	▼	29
Domestic and Family - Level 1	2015	-	2	-	2	2	-	2	-	1	4	2	-	15			15
	2016	3	3	3	1	-	2	-	1	-	2	-	-	15	0.0%	↔	15
Domestic and Family - Level 2	2015	2	-	-	-	-	2	4	1	-	-	-	-	9			9
	2016	-	-	-	2	-	1	-	2	-	-	-	-	5	-44.4%	▼	5
General Civil - Level 1	2015	3	2	-	1	1	-	1	-	-	-	-	-	8			8
	2016	-	-	-	1	-	-	1	2	1	-	-	-	5	-37.5%	▼	5
General Civil - Level 2	2015	14	2	2	7	10	10	3	15	7	5	6	2	81			83
	2016	4	2	2	4	4	4	2	14	5	9	8	-	58	-28.4%	▼	58
General Civil - Level 3	2015	9	3	3	4	7	5	2	4	7	3	2	1	49			50
	2016	3	1	1	2	2	4	5	7	5	8	2	-	40	-18.4%	▼	40
Miscellaneous	2015	44	26	64	47	44	27	39	29	45	68	55	100	488			588
	2016	101	107	76	58	58	43	37	53	47	86	88	-	754	54.5%	▲	754
Misdemeanor	2015	2	3	8	4	4	8	10	9	4	12	5	8	69			77
	2016	9	6	4	14	12	13	13	14	12	18	3	-	118	71.0%	▲	118
Non-Capital Felonies and Related Matters	2015	9	39	12	65	10	31	11	26	20	47	6	62	276			338
	2016	8	57	8	38	21	49	9	47	12	60	15	-	324	17.4%	▲	324
Other	2015	1	1	1	1	1	2	2	3	2	2	2	3	18			21
	2016	6	2	1	1	4	1	2	3	3	4	-	-	27	50.0%	▲	27
Other Criminally Related Matters	2015	4	-	6	2	-	2	-	-	-	2	3	1	19			20
	2016	5	1	4	1	-	6	6	6	7	3	-	-	39	105.3%	▲	39
Probates/Wills and Trusts - Lev	2016	-	-	1	-	-	-	-	-	-	-	-	-	1			1
Probates/Wills and Trusts - Level 2	2015	-	-	1	-	-	-	-	3	-	-	-	-	4			4
	2016	-	-	1	-	-	-	1	-	-	2	1	-	5	25.0%	▲	5
Protective Orders	2015	-	-	-	-	-	-	1	-	-	-	-	-	1			1
	2016	-	-	-	-	-	-	-	1	-	1	-	-	2	100.0%	▲	2
Uncontested Divorce	2015	10	5	10	5	7	6	8	6	11	3	4	4	75			79
	2016	5	5	3	7	13	8	9	-	5	5	4	-	64	-14.7%	▼	64

Court: Northampton Circuit

Start/End Date: Jan-15 / Nov-16

2015 Average Month: 74

Jan-Nov 2015: 806

Filings Trending: ▲

Circuit/Court ID: 2 202131


Type of Case: Filings

2016 Average Month:90

Jan-Nov 2016 : 989

Overall AVG. Month: 82

Monthly Summary



Jan 15-Nov 16

Totals

	2015	2016
Civil	173	124
Criminal	532	678
Other	184	187
Total	889	989

Jan --- Nov Filings

806

989

2015

2016

Jan --- Nov Filings

	2015	2016	% Change	Trending
Civil	163	124	-23.9%	▼
Criminal	488	678	38.9%	▲
Other	155	187	20.6%	▲
Total	806	989	22.7%	▲

	Jan	Feb	Mar	Apr	May	Jun	Jul	Aug	Sep	Oct	Nov	Dec	Thru Nov	% Change	Trending	Total
2015	55	46	70	46	58	83	82	75	60	123	108	83	806			889
2016	107	91	206	53	93	54	79	91	80	76	59	-	989	22.7%	▲	989

		Jan	Feb	Mar	Apr	May	Jun	Jul	Aug	Sep	Oct	Nov	Dec	Thru Nov	% Change	Trending	Total
Administrative Law	2015	-	-	-	-	1	-	-	-	-	-	-	-	1			1
	2016	-	-	-	-	-	-	-	1	-	-	-	-	1	0.0%	↔	1
Capital Murder	2015	-	-	-	-	-	-	-	-	-	-	2	-	2			2
	2016	-	-	-	-	-	-	-	-	-	-	-	-	-			-
Contested Divorce	2015	-	-	3	2	-	-	2	4	1	2	1	-	15			15
	2016	1	2	3	1	1	1	1	-	-	1	-	-	11	-26.7%	▼	11
Domestic and Family - Level 1	2015	-	-	-	1	3	-	2	-	-	-	3	1	9			10
	2016	-	-	2	3	1	1	-	3	-	3	-	-	13	44.4%	▲	13
Domestic and Family - Level 2	2015	-	1	1	-	-	1	-	-	-	-	-	-	3			3
	2016	-	-	-	-	1	-	-	-	1	-	-	-	2	-33.3%	▼	2
General Civil - Level 1	2015	-	-	-	-	-	-	-	-	-	1	-	1	1			2
	2016	-	-	-	1	-	-	2	-	-	-	-	-	3	200.0%	▲	3
General Civil - Level 2	2015	2	1	4	3	1	3	4	2	3	-	1	1	24			25
	2016	-	1	2	1	2	1	3	2	5	1	-	-	18	-25.0%	▼	18
General Civil - Level 3	2015	9	1	-	2	5	9	6	7	2	6	3	2	50			52
	2016	2	4	-	3	5	-	5	1	1	1	3	-	25	-50.0%	▼	25
Miscellaneous	2015	13	20	20	8	14	12	16	20	16	23	30	29	192			221
	2016	24	29	28	15	15	10	11	13	19	23	26	-	213	10.9%	▲	213
Misdemeanor	2015	15	8	15	10	14	20	27	26	23	55	33	14	246			260
	2016	21	26	14	10	36	24	13	37	31	27	14	-	253	2.8%	▲	253
Non-Capital Felonies and Related Matters	2015	7	6	21	8	12	19	20	7	10	30	28	29	168			197
	2016	52	24	147	12	19	12	24	28	15	12	12	-	357	112.5%	▲	357
Other	2015	-	-	-	-	-	1	-	-	-	-	-	-	1			1
	2016	-	-	-	-	-	-	-	-	-	-	-	-	-			-
Other Criminally Related Matters	2015	7	6	4	6	7	17	3	8	4	5	7	1	74			75
	2016	3	3	6	5	11	4	18	4	5	5	2	-	66	-10.8%	▼	66
Probates/Wills and Trusts - Level 2	2015	1	2	1	3	1	-	-	-	-	-	-	1	8			9
	2016	1	-	1	1	-	-	-	-	1	-	-	-	4	-50.0%	▼	4
Protective Orders	2016	-	-	-	-	-	-	-	-	-	1	-	-	1			1
Uncontested Divorce	2015	1	1	1	3	-	2	2	1	1	1	2	4	15			19
	2016	3	2	3	1	2	-	2	2	2	2	-	-	19	26.7%	▲	19

Court: Virginia Beach Circuit

Start/End Date: Jan-15 / Nov-16

2015 Average Month: 1,231

Jan-Nov 2015: 13,625

Filings Trending: ↔

Circuit/Court ID: 2 202810

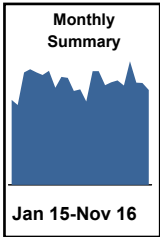
Type of Case: Filings

2016 Average Month:1,244

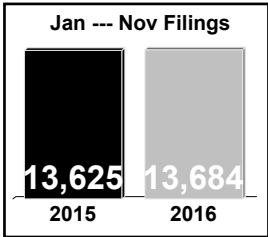
Jan-Nov 2016 : 13,684

Overall AVG. Month: 1,237

Virginia Beach - Back on CMS - October 2014



Totals		
	2015	2016
Civil	5,970	5,685
Criminal	8,253	7,244
Other	548	755
Total	14,771	13,684



Jan --- Nov Filings				
	2015	2016	% Change	Trending
Civil	5,529	5,685	2.8%	▲
Criminal	7,597	7,244	-4.6%	▼
Other	499	755	51.3%	▲
Total	13,625	13,684	-	↔

	Jan	Feb	Mar	Apr	May	Jun	Jul	Aug	Sep	Oct	Nov	Dec	Thru Nov	% Change	Trending	Total
2015	1,018	959	1,349	1,387	1,349	1,321	1,368	1,166	1,298	1,283	1,127	1,146	13,625			14,771
2016	1,000	1,366	1,367	1,198	1,232	1,255	1,192	1,486	1,229	1,222	1,137	-	13,684	0.4%	▲	13,684

		Jan	Feb	Mar	Apr	May	Jun	Jul	Aug	Sep	Oct	Nov	Dec	Thru Nov	% Change	Trending	Total
Administrative Law	2015	1	2	3	2	1	-	-	-	1	2	-	2	12			14
	2016	2	1	-	1	-	-	-	2	4	-	3	-	13	8.3%	▲	13
Capital Murder	2015	-	1	-	-	2	-	-	-	1	-	-	2	4			6
	2016	-	-	-	-	-	-	-	-	-	-	-	-	-			-
Contested Divorce	2015	18	22	45	40	33	29	36	22	26	28	30	27	329			356
	2016	34	38	42	25	28	21	33	30	32	29	33	-	345	4.9%	▲	345
Domestic and Family - Level 1	2015	20	36	26	50	40	59	58	63	53	53	46	52	504			556
	2016	44	36	49	47	53	55	49	69	73	26	53	-	554	9.9%	▲	554
Domestic and Family - Level 2	2015	5	15	16	10	8	19	8	10	14	15	10	18	130			148
	2016	12	13	20	16	12	18	14	11	14	10	18	-	158	21.5%	▲	158
General Civil - Level 1	2015	2	2	2	3	5	5	1	10	3	2	3	2	38			40
	2016	1	5	4	4	3	7	6	4	-	7	2	-	43	13.2%	▲	43
General Civil - Level 2	2015	63	52	86	60	59	66	69	60	80	88	70	49	753			802
	2016	61	52	79	56	86	65	60	79	69	64	60	-	731	-2.9%	▼	731
General Civil - Level 3	2015	23	18	41	85	76	102	90	111	68	96	94	60	804			864
	2016	94	94	80	74	74	92	76	117	90	74	72	-	937	16.5%	▲	937
Miscellaneous	2015	112	123	205	189	139	169	237	187	204	184	122	158	1,871			2,029
	2016	138	189	193	204	156	170	184	205	168	170	140	-	1,917	2.5%	▲	1,917
Misdemeanor	2015	161	148	196	260	253	215	267	194	212	260	229	225	2,395			2,620
	2016	155	229	271	200	213	247	256	257	224	201	254	-	2,507	4.7%	▲	2,507
Non-Capital Felonies and Related Matters	2015	339	315	405	474	500	408	392	323	443	378	333	359	4,310			4,669
	2016	285	477	366	354	375	349	280	370	311	434	333	-	3,934	-8.7%	▼	3,934
Other	2015	57	55	69	56	62	57	49	52	61	45	55	52	618			670
	2016	58	75	85	56	101	65	63	103	92	77	16	-	791	28.0%	▲	791
Other Criminally Related Matters	2015	134	112	141	67	75	80	76	43	56	62	59	71	905			976
	2016	42	56	78	72	54	77	100	139	75	52	78	-	823	-9.1%	▼	823
Probates/Wills and Trusts - Level 1	2015	-	1	2	1	1	-	1	1	-	-	1	2	8			10
	2016	-	-	1	2	-	-	1	-	1	1	2	-	8	0.0%	↔	8
Probates/Wills and Trusts - Level 2	2015	10	5	8	8	8	17	10	10	12	9	10	6	107			113
	2016	14	18	14	7	17	13	7	14	14	9	8	-	135	26.2%	▲	135
Protective Orders	2015	-	-	-	-	1	-	-	-	-	1	-	-	2			2
	2016	-	-	1	2	-	-	-	-	-	-	1	-	4	100.0%	▲	4
Uncontested Divorce	2015	73	52	104	82	86	95	74	80	64	60	65	61	835			896
	2016	60	83	84	78	60	76	63	86	62	68	64	-	784	-6.1%	▼	784

Court: Portsmouth Circuit

Start/End Date: Jan-15 / Nov-16

2015 Average Month: 800

Jan-Nov 2015: 8,701

Filings Trending: ▼

Circuit/Court ID: 3 203740

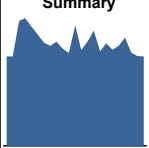
Type of Case: Filings

2016 Average Month:744

Jan-Nov 2016 : 8,182

Overall AVG. Month: 773

Monthly Summary



Jan 15-Nov 16

Totals

	2015	2016
Civil	3,746	2,708
Criminal	4,315	3,686
Other	1,543	1,788
Total	9,604	8,182

Jan --- Nov Filings

8,701

2015

8,182

2016

Jan --- Nov Filings

	2015	2016	% Change	Trending
Civil	3,493	2,708	-22.5%	▼
Criminal	3,823	3,686	-3.6%	▼
Other	1,385	1,788	29.1%	▲
Total	8,701	8,182	-6.0%	▼

	Jan	Feb	Mar	Apr	May	Jun	Jul	Aug	Sep	Oct	Nov	Dec	Thru Nov	% Change	Trending	Total
2015	671	670	937	960	895	837	774	750	781	728	698	903	8,701			9,604
2016	720	785	865	710	769	722	752	813	701	673	672	-	8,182	-6.0%	▼	8,182

		Jan	Feb	Mar	Apr	May	Jun	Jul	Aug	Sep	Oct	Nov	Dec	Thru Nov	% Change	Trending	Total
Administrative Law	2015	-	2	2	-	3	-	1	-	1	-	1	-	10			10
	2016	-	-	-	-	-	-	3	1	3	-	-	-	7	-30.0%	▼	7
Contested Divorce	2015	4	10	17	11	10	13	11	9	7	11	8	10	111			121
	2016	7	11	16	6	14	18	4	5	10	11	10	-	112	0.9%	▲	112
Domestic and Family - Level 1	2015	14	17	10	5	7	5	10	12	7	6	10	7	103			110
	2016	1	11	10	5	11	10	5	17	10	7	16	-	103	0.0%	↔	103
Domestic and Family - Level 2	2015	3	2	7	-	5	7	6	4	5	4	3	2	46			48
	2016	5	1	4	2	2	3	2	7	3	1	-	-	30	-34.8%	▼	30
General Civil - Level 1	2015	1	1	2	2	-	1	-	1	4	-	1	2	13			15
	2016	2	2	2	1	-	2	3	2	2	2	-	-	18	38.5%	▲	18
General Civil - Level 2	2015	20	27	30	22	19	30	28	21	20	23	14	29	254			283
	2016	13	23	19	21	17	17	16	19	14	17	22	-	198	-22.0%	▼	198
General Civil - Level 3	2015	118	107	133	215	170	206	97	154	91	78	91	77	1,460			1,537
	2016	46	66	104	87	94	98	117	69	98	72	47	-	898	-38.5%	▼	898
Miscellaneous	2015	217	165	214	216	179	168	193	199	198	162	176	222	2,087			2,309
	2016	221	202	225	196	179	193	163	253	160	203	178	-	2,173	4.1%	▲	2,173
Misdemeanor	2015	65	97	161	121	167	86	127	92	97	98	105	124	1,216			1,340
	2016	86	96	106	63	94	75	95	103	90	66	75	-	949	-22.0%	▼	949
Non-Capital Felonies and Related Matters	2015	151	136	246	225	208	201	212	166	222	252	189	318	2,208			2,526
	2016	239	255	230	186	250	190	239	216	194	217	196	-	2,412	9.2%	▲	2,412
Other	2015	35	35	38	63	49	38	30	31	63	35	28	40	445			485
	2016	52	55	71	72	65	57	53	57	61	37	49	-	629	41.3%	▲	629
Other Criminally Related Matters	2015	15	44	48	42	43	51	27	34	44	29	39	51	416			467
	2016	30	33	38	36	21	25	33	25	32	12	54	-	339	-18.5%	▼	339
Probates/Wills and Trusts - Level 1	2015	-	-	-	-	-	-	-	-	-	-	1	-	1			1
	2016	-	-	-	-	-	-	-	-	-	-	1	-	1	0.0%	↔	1
Probates/Wills and Trusts - Level 2	2015	6	3	4	5	4	3	4	3	2	4	5	5	43			48
	2016	3	6	4	4	1	6	1	7	6	5	2	-	45	4.7%	▲	45
Protective Orders	2015	-	5	2	1	3	-	2	3	2	4	2	-	24			24
	2016	-	-	4	3	2	2	-	3	2	2	4	-	22	-8.3%	▼	22
Uncontested Divorce	2015	22	19	23	32	28	28	26	21	18	22	25	16	264			280
	2016	15	24	32	28	19	26	18	29	16	21	18	-	246	-6.8%	▼	246

Court: Norfolk Circuit

Start/End Date: Jan-15 / Nov-16

2015 Average Month: 1,886

Jan-Nov 2015: 20,543

Filings Trending: ▲

Circuit/Court ID: 4 204710


Type of Case: Filings

2016 Average Month:2,051

Jan-Nov 2016 : 22,565

Overall AVG. Month: 1,965

Monthly Summary



Jan 15-Nov 16

Totals

	2015	2016
Civil	12,024	11,267
Criminal	7,368	7,267
Other	3,236	4,031
Total	22,628	22,565

Jan --- Nov Filings

20,543

22,565

2015

2016

Jan --- Nov Filings

	2015	2016	% Change	Trending
Civil	11,006	11,267	2.4%	▲
Criminal	6,684	7,267	8.7%	▲
Other	2,853	4,031	41.3%	▲
Total	20,543	22,565	9.8%	▲

	Jan	Feb	Mar	Apr	May	Jun	Jul	Aug	Sep	Oct	Nov	Dec	Thru Nov	% Change	Trending	Total
2015	1,897	1,342	2,255	2,017	1,923	1,868	1,844	1,819	1,920	1,814	1,844	2,085	20,543			22,628
2016	1,877	2,212	2,379	2,011	2,180	1,984	2,051	2,094	1,815	1,884	2,078	-	22,565	9.8%	▲	22,565

		Jan	Feb	Mar	Apr	May	Jun	Jul	Aug	Sep	Oct	Nov	Dec	Thru Nov	% Change	Trending	Total
Administrative Law	2015	-	-	-	-	-	1	-	1	-	2	1	-	5			5
	2016	2	1	-	1	1	1	-	2	2	-	6	-	16	220.0%	▲	16
Capital Murder	2015	1	-	-	2	-	-	-	-	-	-	-	-	3			3
	2016	1	-	-	2	-	-	-	-	-	-	-	-	3			3
Contested Divorce	2015	73	84	113	119	100	89	100	101	75	101	83	86	1,038			1,124
	2016	100	116	123	127	109	111	108	98	115	108	84	-	1,199	15.5%	▲	1,199
Domestic and Family - Level 1	2015	17	21	20	13	17	23	38	17	15	24	19	23	224			247
	2016	22	43	47	28	48	26	33	24	43	22	25	-	361	61.2%	▲	361
Domestic and Family - Level 2	2015	24	9	10	37	28	14	18	26	23	14	25	20	228			248
	2016	24	26	21	20	41	17	8	21	22	22	28	-	250	9.6%	▲	250
General Civil - Level 1	2015	5	3	2	6	7	3	7	2	6	4	5	3	50			53
	2016	9	3	2	4	7	2	6	7	2	6	5	-	53	6.0%	▲	53
General Civil - Level 2	2015	52	68	56	46	47	73	62	46	48	43	46	29	587			616
	2016	41	63	48	52	48	52	48	43	46	46	34	-	521	-11.2%	▼	521
General Civil - Level 3	2015	38	26	56	34	35	39	42	50	60	49	37	39	466			505
	2016	38	50	45	43	56	51	46	54	42	59	38	-	522	12.0%	▲	522
Miscellaneous	2015	831	439	955	692	708	632	545	749	670	638	752	894	7,611			8,505
	2016	667	741	874	626	757	625	704	815	556	665	829	-	7,859	3.3%	▲	7,859
Misdemeanor	2015	140	84	121	134	136	146	137	93	145	105	129	142	1,370			1,512
	2016	120	123	187	137	124	128	151	137	121	145	164	-	1,537	12.2%	▲	1,537
Non-Capital Felonies and Related Matters	2015	340	278	426	476	436	398	458	356	449	423	393	461	4,433			4,894
	2016	431	422	487	432	505	461	446	401	401	391	423	-	4,800	8.3%	▲	4,800
Other	2015	79	77	85	90	80	108	83	91	82	105	78	109	958			1,067
	2016	119	268	141	151	138	150	143	186	125	103	102	-	1,626	69.7%	▲	1,626
Other Criminally Related Matters	2015	93	57	71	107	78	100	95	81	103	84	61	87	930			1,017
	2016	75	87	98	92	90	117	97	66	99	70	92	-	983	5.7%	▲	983
Probates/Wills and Trusts - Level 1	2015	-	-	-	2	-	-	1	2	-	-	-	-	5			5
	2016	-	1	1	-	-	-	-	-	-	1	-	-	3	-40.0%	▼	3
Probates/Wills and Trusts - Level 2	2015	12	3	19	19	17	14	14	9	11	12	18	17	148			165
	2016	14	16	17	20	9	12	10	12	12	15	23	-	160	8.1%	▲	160
Protective Orders	2015	-	1	3	-	3	3	2	1	-	-	2	3	15			18
	2016	1	1	-	-	-	-	-	-	-	2	1	-	5	-66.7%	▼	5
Uncontested Divorce	2015	193	192	318	242	231	225	242	194	233	210	195	172	2,475			2,647
	2016	213	251	288	276	247	231	251	228	229	229	224	-	2,667	7.8%	▲	2,667



Court: Isle of Wight Circuit

Start/End Date: Jan-15 / Nov-16

2015 Average Month: 143

Jan-Nov 2015: 1,531

Filings Trending: ▲

Circuit/Court ID: 5 205093


Type of Case: Filings

2016 Average Month:163

Jan-Nov 2016 : 1,789

Overall AVG. Month: 152

Monthly Summary




Jan 15-Nov 16

Totals

	2015	2016
Civil	393	378
Criminal	521	641
Other	797	770
Total	1,711	1,789

Jan --- Nov Filings



2015 2016

Jan --- Nov Filings

	2015	2016	% Change	Trending
Civil	373	378	1.3%	▲
Criminal	494	641	29.8%	▲
Other	664	770	16.0%	▲
Total	1,531	1,789	16.9%	▲

	Jan	Feb	Mar	Apr	May	Jun	Jul	Aug	Sep	Oct	Nov	Dec	Thru Nov	% Change	Trending	Total
2015	153	116	170	110	137	125	187	125	140	123	145	180	1,531			1,711
2016	238	207	172	172	107	163	151	127	160	132	160	-	1,789	16.9%	▲	1,789

		Jan	Feb	Mar	Apr	May	Jun	Jul	Aug	Sep	Oct	Nov	Dec	Thru Nov	% Change	Trending	Total
Administrative Law	2015	-	-	-	-	1	-	-	-	-	-	-	-	1			1
	2016	-	-	3	-	-	-	-	1	-	-	1	-	5	400.0%	▲	5
Contested Divorce	2015	-	2	2	2	3	7	2	1	2	4	2	3	27			30
	2016	2	3	2	-	2	5	2	3	1	4	2	-	26	-3.7%	▼	26
Domestic and Family - Level 1	2015	4	-	-	1	3	6	3	3	3	5	1	2	29			31
	2016	-	9	5	4	-	2	-	1	1	3	1	-	26	-10.3%	▼	26
Domestic and Family - Level 2	2015	1	1	1	-	1	-	4	2	-	4	-	1	14			15
	2016	1	2	1	1	1	1	2	3	-	1	-	-	13	-7.1%	▼	13
General Civil - Level 1	2015	-	-	1	-	1	-	-	-	-	-	-	-	2			2
	2016	-	-	-	-	-	-	-	1	1	-	-	-	2	0.0%	↔	2
General Civil - Level 2	2015	7	3	2	2	6	5	5	12	1	3	9	5	55			60
	2016	4	4	4	3	6	3	2	9	1	11	5	-	52	-5.5%	▼	52
General Civil - Level 3	2015	2	6	2	3	3	2	2	3	2	5	2	2	32			34
	2016	3	2	1	1	4	1	2	3	2	1	1	-	21	-34.4%	▼	21
Miscellaneous	2015	64	62	78	59	57	50	67	72	52	67	67	133	695			828
	2016	115	118	95	61	48	63	70	54	48	68	82	-	822	18.3%	▲	822
Misdemeanor	2015	2	3	15	7	3	4	9	4	13	8	3	2	71			73
	2016	4	7	9	5	6	9	6	6	6	5	10	-	73	2.8%	▲	73
Non-Capital Felonies and Related Matters	2015	54	19	44	8	30	30	78	7	36	12	43	20	361			381
	2016	89	28	23	81	17	59	48	17	76	18	46	-	502	39.1%	▲	502
Other	2015	3	10	6	17	12	5	4	9	6	3	7	4	82			86
	2016	11	6	13	5	7	6	9	13	7	6	1	-	84	2.4%	▲	84
Other Criminally Related Matters	2015	6	3	10	-	5	7	4	3	17	5	2	5	62			67
	2016	2	17	5	3	9	4	3	4	9	10	2	-	68	9.7%	▲	68
Probates/Wills and Trusts - Level 2	2015	1	2	3	1	-	-	2	-	-	2	-	-	11			11
	2016	-	2	-	1	1	2	-	2	1	1	3	-	13	18.2%	▲	13
Uncontested Divorce	2015	9	5	6	10	12	9	7	9	8	5	9	3	89			92
	2016	7	9	11	7	6	8	7	10	7	4	6	-	82	-7.9%	▼	82

Court: Southampton Circuit

Start/End Date: Jan-15 / Nov-16

2015 Average Month: 128

Jan-Nov 2015: 1,413

Filings Trending: ▲

Circuit/Court ID: 5 205175


Type of Case: Filings

2016 Average Month:171

Jan-Nov 2016 : 1,881

Overall AVG. Month: 149

Monthly Summary




Jan 15-Nov 16

Totals

	2015	2016
Civil	369	359
Criminal	819	992
Other	352	530
Total	1,540	1,881

Jan --- Nov Filings



1,413 2015 1,881 2016

Jan --- Nov Filings

	2015	2016	% Change	Trending
Civil	348	359	3.2%	▲
Criminal	778	992	27.5%	▲
Other	287	530	84.7%	▲
Total	1,413	1,881	33.1%	▲

	Jan	Feb	Mar	Apr	May	Jun	Jul	Aug	Sep	Oct	Nov	Dec	Thru Nov	% Change	Trending	Total
2015	116	101	163	131	109	105	180	107	170	94	137	127	1,413			1,540
2016	204	211	234	158	156	137	144	146	159	161	171	-	1,881	33.1%	▲	1,881

		Jan	Feb	Mar	Apr	May	Jun	Jul	Aug	Sep	Oct	Nov	Dec	Thru Nov	% Change	Trending	Total
Administrative Law	2015	1	-	-	-	-	-	-	2	-	-	2	1	5			6
	2016	-	1	-	-	-	1	-	-	-	-	-	-	2	-60.0%	▼	2
Capital Murder	2015	-	-	-	-	-	-	-	-	-	-	1	-	1			1
	2016	2	9	7	1	3	4	3	1	-	-	-	3	30			33
Contested Divorce	2015	3	4	1	1	-	2	2	1	2	2	3	-	21	-30.0%	▼	21
	2016	3	4	1	1	-	2	2	1	2	2	3	-	21	-30.0%	▼	21
Domestic and Family - Level 1	2015	1	2	3	-	2	1	4	1	1	-	1	2	16			18
	2016	-	-	1	-	-	1	3	-	-	-	-	-	5	-68.8%	▼	5
Domestic and Family - Level 2	2015	-	-	-	1	-	-	1	-	1	-	3	-	6			6
	2016	-	16	-	-	-	-	-	1	1	-	-	-	18	200.0%	▲	18
General Civil - Level 1	2015	-	-	-	1	-	-	-	1	-	-	-	-	2			2
	2016	-	-	1	-	-	-	-	1	1	-	-	-	3	50.0%	▲	3
General Civil - Level 2	2015	6	4	5	5	6	4	1	1	3	9	3	3	47			50
	2016	2	9	9	2	4	6	6	5	2	7	2	-	54	14.9%	▲	54
General Civil - Level 3	2015	2	1	2	4	2	2	6	3	4	1	1	2	28			30
	2016	4	9	2	2	2	2	2	5	2	-	3	-	33	17.9%	▲	33
Miscellaneous	2015	26	46	47	37	22	24	46	45	39	35	28	68	395			463
	2016	76	77	65	57	34	34	58	55	44	44	44	-	588	48.9%	▲	588
Misdemeanor	2015	14	16	11	7	11	11	17	6	15	8	21	12	137			149
	2016	22	11	21	11	37	14	10	8	12	7	8	-	161	17.5%	▲	161
Non-Capital Felonies and Related Matters	2015	43	13	56	61	38	49	64	36	81	29	62	27	532			559
	2016	70	62	105	64	57	48	46	56	68	88	96	-	760	42.9%	▲	760
Other	2015	1	1	2	-	-	-	4	2	2	-	-	-	12			12
	2016	13	8	3	8	6	13	5	5	9	4	4	-	78	550.0%	▲	78
Other Criminally Related Matters	2015	15	-	20	2	16	4	23	-	20	7	8	4	115			119
	2016	9	8	13	3	9	7	6	4	10	1	8	-	78	-32.2%	▼	78
Probates/Wills and Trusts - Level 2	2015	-	-	-	3	-	2	2	-	1	2	-	-	10			10
	2016	-	1	-	-	-	-	-	1	-	-	1	-	3	-70.0%	▼	3
Protective Orders	2015	1	-	1	-	-	-	-	-	-	-	-	1	2			3
	2016	-	-	1	-	-	-	-	-	-	-	-	-	1	-50.0%	▼	1
Uncontested Divorce	2015	4	9	9	9	9	4	9	9	3	3	7	4	75			79
	2016	5	5	12	10	7	9	6	4	8	8	2	-	76	1.3%	▲	76



Court: Suffolk Circuit

Start/End Date: Jan-15 / Nov-16

2015 Average Month: 476

Jan-Nov 2015: 5,255

Filings Trending: ⇌

Circuit/Court ID: 5 205800

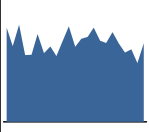
Type of Case: Filings

2016 Average Month:474

Jan-Nov 2016 : 5,214

Overall AVG. Month: 475

Monthly Summary



Jan 15-Nov 16

Totals

	2015	2016
Civil	1,135	1,023
Criminal	3,090	2,725
Other	1,481	1,466
Total	5,706	5,214

Jan --- Nov Filings

5,255

2015

5,214

2016

Jan --- Nov Filings

	2015	2016	% Change	Trending
Civil	1,051	1,023	-2.7%	▼
Criminal	2,942	2,725	-7.4%	▼
Other	1,262	1,466	16.2%	▲
Total	5,255	5,214	-0.8%	▼

	Jan	Feb	Mar	Apr	May	Jun	Jul	Aug	Sep	Oct	Nov	Dec	Thru Nov	% Change	Trending	Total
2015	566	455	583	401	403	528	413	452	394	487	573	451	5,255			5,706
2016	498	509	565	486	473	539	469	416	435	352	472	-	5,214	-0.8%	▼	5,214

		Jan	Feb	Mar	Apr	May	Jun	Jul	Aug	Sep	Oct	Nov	Dec	Thru Nov	% Change	Trending	Total
Administrative Law	2015	1	-	-	1	-	-	-	-	-	-	-	-	2			2
	2016	1	-	-	-	-	-	-	1	3	-	-	-	5	150.0%	▲	5
Capital Murder	2015	-	-	4	-	1	-	-	-	-	-	-	-	5			5
	2016	-	-	-	-	-	-	-	-	-	-	-	-	-			-
Contested Divorce	2015	8	5	14	8	11	9	9	10	8	7	10	10	99			109
	2016	6	8	8	5	7	6	8	7	6	9	12	-	82	-17.2%	▼	82
Domestic and Family - Level 1	2015	6	2	1	9	3	6	6	3	3	12	1	1	52			53
	2016	1	10	3	3	3	7	8	5	1	2	1	-	44	-15.4%	▼	44
Domestic and Family - Level 2	2015	4	3	4	10	6	11	7	11	6	7	8	7	77			84
	2016	8	3	6	6	8	11	7	8	8	6	6	-	77	0.0%	⇌	77
General Civil - Level 1	2015	2	-	-	3	-	1	-	1	1	-	1	-	9			9
	2016	-	-	1	-	-	2	-	1	1	1	-	-	6	-33.3%	▼	6
General Civil - Level 2	2015	15	15	23	18	16	16	15	13	8	17	12	6	168			174
	2016	13	17	13	13	21	22	16	19	10	17	14	-	175	4.2%	▲	175
General Civil - Level 3	2015	1	6	5	2	6	12	14	10	16	9	13	9	94			103
	2016	8	4	6	5	5	11	12	9	13	5	7	-	85	-9.6%	▼	85
Miscellaneous	2015	160	130	177	139	120	145	163	113	124	142	143	251	1,556			1,807
	2016	201	186	196	137	143	164	163	153	136	144	151	-	1,774	14.0%	▲	1,774
Misdemeanor	2015	86	67	39	38	58	83	42	67	55	64	100	32	699			731
	2016	81	69	95	72	54	52	58	53	48	44	57	-	683	-2.3%	▼	683
Non-Capital Felonies and Related Matters	2015	241	192	278	124	151	210	129	196	140	201	259	107	2,121			2,228
	2016	162	186	195	212	204	235	175	132	184	92	188	-	1,965	-7.4%	▼	1,965
Other	2015	-	2	3	1	1	2	-	-	4	1	1	1	15			16
	2016	1	-	1	2	1	1	1	1	4	1	2	-	15	0.0%	⇌	15
Other Criminally Related Matters	2015	15	16	13	18	13	11	6	11	10	8	6	9	127			136
	2016	3	3	7	10	7	8	9	6	4	10	12	-	79	-37.8%	▼	79
Probates/Wills and Trusts - Level 1	2015	-	-	-	-	2	-	-	1	-	1	-	1	4			5
	2016	1	-	-	-	-	-	-	-	-	-	-	-	1	-75.0%	▼	1
Probates/Wills and Trusts - Level 2	2015	2	-	1	1	2	2	3	1	3	-	1	3	16			19
	2016	1	4	1	2	2	5	-	1	-	3	2	-	21	31.3%	▲	21
Uncontested Divorce	2015	25	17	25	29	14	20	19	15	16	18	18	14	216			230
	2016	11	19	29	19	17	15	12	20	17	18	20	-	197	-8.8%	▼	197

Court: Brunswick Circuit

Start/End Date: Jan-15 / Nov-16

2015 Average Month: 89

Jan-Nov 2015: 960

Filings Trending: ▲

Circuit/Court ID: 6 206025

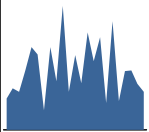
Type of Case: Filings

2016 Average Month:92

Jan-Nov 2016 : 1,007

Overall AVG. Month: 90

Monthly Summary



Jan 15-Nov 16

Totals

	2015	2016
Civil	136	122
Criminal	727	657
Other	209	228
Total	1,072	1,007

Jan --- Nov Filings

960

2015

1,007

2016

Jan --- Nov Filings

	2015	2016	% Change	Trending
Civil	129	122	-5.4%	▼
Criminal	658	657	-	↔
Other	173	228	31.8%	▲
Total	960	1,007	4.9%	▲

	Jan	Feb	Mar	Apr	May	Jun	Jul	Aug	Sep	Oct	Nov	Dec	Thru Nov	% Change	Trending	Total
2015	47	62	57	88	124	113	29	124	73	186	57	112	960			1,072
2016	70	146	103	139	40	163	43	88	89	69	57	-	1,007	4.9%	▲	1,007

		Jan	Feb	Mar	Apr	May	Jun	Jul	Aug	Sep	Oct	Nov	Dec	Thru Nov	% Change	Trending	Total
Contested Divorce	2015	-	-	1	-	1	-	2	2	1	2	-	1	9			10
	2016	-	-	3	-	2	1	2	1	-	2	3	-	14	55.6%	▲	14
Domestic and Family - Level 1	2015	-	-	-	3	-	2	-	-	-	4	1	-	10			10
	2016	-	-	-	-	1	-	-	-	-	-	-	-	1	0.0%	↔	1
Domestic and Family - Level 2	2015	-	-	1	-	-	-	-	-	-	-	-	-	1			1
	2016	-	-	1	-	-	-	-	-	-	-	-	-	1	0.0%	↔	1
General Civil - Level 1	2015	1	-	1	1	1	4	1	1	2	2	1	-	15			15
	2016	1	2	-	1	1	-	3	2	1	-	2	-	13	-13.3%	▼	13
General Civil - Level 2	2015	1	-	2	1	1	2	-	1	1	1	-	1	10			11
	2016	2	-	1	1	1	-	-	-	3	1	1	-	10	0.0%	↔	10
General Civil - Level 3	2015	25	14	17	17	22	20	12	18	30	21	31	39	227			266
	2016	34	37	37	24	20	26	19	24	18	18	22	-	279	22.9%	▲	279
Miscellaneous	2015	5	21	9	18	34	22	-	41	15	89	14	28	268			296
	2016	16	54	8	34	7	82	2	26	17	19	14	-	279	4.1%	▲	279
Misdemeanor	2015	12	23	24	33	62	51	11	54	12	60	10	31	352			383
	2016	13	40	45	71	3	49	8	28	37	26	12	-	332	-5.7%	▼	332
Non-Capital Felonies and Related Matters	2015	-	-	-	-	1	-	6	-	-	-	-	-	7			7
	2016	-	-	-	-	1	-	6	-	-	-	-	-	7			7
Other	2015	1	4	-	14	-	6	-	4	4	6	-	10	39			49
	2016	2	11	-	7	4	3	-	6	11	2	1	-	47	20.5%	▲	47
Other Criminally Related Matters	2015	-	-	-	-	-	1	1	-	1	-	-	-	3			3
	2016	-	-	-	-	-	-	-	-	-	-	1	-	1	-66.7%	▼	1
Probates/Wills and Trusts - Level 2	2015	1	-	-	-	-	1	-	-	3	-	-	-	5			5
	2016	1	-	3	1	2	4	2	3	4	1	-	2	21			23
Protective Orders	2015	2	2	7	1	1	2	3	1	2	1	1	-	23	9.5%	▲	23
	2016	2	2	7	1	1	2	3	1	2	1	1	-	23	9.5%	▲	23
Uncontested Divorce	2015	2	2	7	1	1	2	3	1	2	1	1	-	23	9.5%	▲	23
	2016	2	2	7	1	1	2	3	1	2	1	1	-	23	9.5%	▲	23

Court: Greenville Circuit

Start/End Date: Jan-15 / Nov-16

2015 Average Month: 68

Jan-Nov 2015: 745

Filings Trending: ▼

Circuit/Court ID: 6 206081

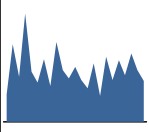
Type of Case: Filings

2016 Average Month:58

Jan-Nov 2016 : 642

Overall AVG. Month: 63

Monthly Summary



Jan 15-Nov 16

Totals

	2015	2016
Civil	239	217
Criminal	572	425
Total	811	642

Jan --- Nov Filings

745

2015

642

2016

Jan --- Nov Filings

	2015	2016	% Change	Trending
Civil	223	217	-2.7%	▼
Criminal	522	425	-18.6%	▼
Total	745	642	-13.8%	▼

	Jan	Feb	Mar	Apr	May	Jun	Jul	Aug	Sep	Oct	Nov	Dec	Thru Nov	% Change	Trending	Total
2015	33	93	54	130	60	47	75	43	96	62	52	66	745			811
2016	50	40	70	31	78	50	74	56	82	62	49	-	642	-13.8%	▼	642

		Jan	Feb	Mar	Apr	May	Jun	Jul	Aug	Sep	Oct	Nov	Dec	Thru Nov	% Change	Trending	Total
Capital Murder	2016	-	-	-	-	1	-	-	-	-	-	-	-	1			1
Contested Divorce	2015	-	1	2	-	-	1	1	3	2	1	-	-	11			11
	2016	2	3	1	1	1	-	1	3	-	3	2	-	17	54.5%	▲	17
Domestic and Family - Level 1	2015	-	-	3	4	-	2	-	1	1	8	-	-	19			19
	2016	4	-	2	1	2	4	-	4	-	-	2	-	19	0.0%	↔	19
Domestic and Family - Level 2	2015	1	-	-	-	-	-	-	1	-	-	1	-	3			3
	2016	1	-	3	-	-	-	-	3	-	-	-	-	7	133.3%	▲	7
General Civil - Level 1	2015	-	-	1	2	-	-	-	-	1	-	-	1	4			5
	2016	-	-	-	-	1	1	-	1	-	-	-	-	3	-25.0%	▼	3
General Civil - Level 2	2015	9	9	4	2	5	4	11	2	5	1	5	8	57			65
	2016	3	6	3	1	1	7	6	4	3	3	6	-	43	-24.6%	▼	43
General Civil - Level 3	2015	2	2	-	1	5	2	-	1	9	-	4	2	26			28
	2016	2	4	7	2	6	3	3	-	1	1	3	-	32	23.1%	▲	32
Miscellaneous	2015	5	5	4	11	5	6	7	4	5	2	5	5	59			64
	2016	6	4	5	6	5	8	5	4	5	4	2	-	54	-8.5%	▼	54
Misdemeanor	2015	2	5	7	21	6	6	13	4	31	6	6	11	107			118
	2016	6	6	12	7	6	9	13	12	22	7	10	-	110	2.8%	▲	110
Non-Capital Felonies and Related Matters	2015	12	54	22	81	30	19	38	21	33	40	23	38	373			411
	2016	23	11	31	10	52	13	30	15	45	40	19	-	289	-22.5%	▼	289
Other	2015	-	-	-	-	-	-	-	1	-	-	-	-	1			1
	2016	-	-	-	-	-	-	1	1	-	-	-	-	2	100.0%	▲	2
Other Criminally Related Matters	2015	1	10	5	4	2	3	3	2	8	2	5	1	45			46
	2016	-	4	1	-	2	2	7	6	1	1	2	-	26	-42.2%	▼	26
Probates/Wills and Trusts - Lev	2015	-	-	-	1	-	-	-	-	-	-	-	-	1			1
Probates/Wills and Trusts - Level 2	2015	-	-	-	-	-	1	-	-	-	-	1	-	2			2
	2016	-	-	-	-	-	1	-	-	3	-	1	-	5	150.0%	▲	5
Uncontested Divorce	2015	1	7	6	3	7	3	2	3	1	2	2	-	37			37
	2016	3	2	5	3	1	2	8	3	2	3	2	-	34	-8.1%	▼	34

Court: Prince George Circuit

Start/End Date: Jan-15 / Nov-16

2015 Average Month: 146

Jan-Nov 2015: 1,523

Filings Trending: ▲

Circuit/Court ID: 6 206149


Type of Case: Filings

2016 Average Month:168

Jan-Nov 2016 : 1,851

Overall AVG. Month: 156

Monthly Summary




Jan 15-Nov 16

Totals

	2015	2016
Civil	397	335
Criminal	585	727
Other	766	789
Total	1,748	1,851

Jan --- Nov Filings



1,523 2015 1,851 2016

Jan --- Nov Filings

	2015	2016	% Change	Trending
Civil	371	335	-9.7%	▼
Criminal	512	727	42.0%	▲
Other	640	789	23.3%	▲
Total	1,523	1,851	21.5%	▲

	Jan	Feb	Mar	Apr	May	Jun	Jul	Aug	Sep	Oct	Nov	Dec	Thru Nov	% Change	Trending	Total
2015	160	129	194	140	116	110	167	113	125	127	142	225	1,523			1,748
2016	181	197	233	133	170	155	141	114	178	139	210	-	1,851	21.5%	▲	1,851

		Jan	Feb	Mar	Apr	May	Jun	Jul	Aug	Sep	Oct	Nov	Dec	Thru Nov	% Change	Trending	Total
Capital Murder	2016	-	-	1	-	-	-	-	-	-	-	-	-	1			1
Contested Divorce	2015	9	2	3	2	4	3	1	3	3	5	1	6	36			42
	2016	1	3	4	2	8	4	4	2	6	3	3	-	40	11.1%	▲	40
Domestic and Family - Level 1	2015	-	2	1	5	1	5	-	5	4	6	-	1	29			30
	2016	6	6	5	2	6	2	1	-	4	-	20	-	52	79.3%	▲	52
Domestic and Family - Level 2	2015	-	-	2	1	1	-	-	-	-	1	1	-	6			6
	2016	3	-	4	1	-	-	1	2	-	-	-	-	11	83.3%	▲	11
General Civil - Level 1	2015	1	-	-	1	1	-	-	1	-	-	-	-	4			4
General Civil - Level 2	2015	2	2	2	9	7	7	3	2	3	6	3	4	46			50
	2016	1	4	3	4	-	3	3	4	4	3	4	-	33	-28.3%	▼	33
General Civil - Level 3	2015	1	2	1	1	5	2	1	-	3	-	-	2	16			18
	2016	1	1	1	-	1	3	1	-	3	-	-	-	11	-31.3%	▼	11
Miscellaneous	2015	76	68	88	68	47	65	74	71	53	56	75	131	741			872
	2016	88	116	138	81	55	81	67	64	59	62	63	-	874	17.9%	▲	874
Misdemeanor	2015	20	1	32	8	10	6	21	8	8	9	10	11	133			144
	2016	9	11	16	8	19	14	14	6	16	13	48	-	174	30.8%	▲	174
Non-Capital Felonies and Related Matters	2015	40	44	43	33	27	7	49	10	42	30	37	56	362			418
	2016	63	37	49	20	69	38	38	28	79	41	64	-	526	45.3%	▲	526
Other	2015	-	-	-	1	1	-	-	-	-	-	3	-	5			5
	2016	1	2	-	-	1	-	-	-	1	-	1	-	6	20.0%	▲	6
Other Criminally Related Matters	2015	-	1	3	-	3	1	3	2	1	5	3	6	22			28
	2016	-	4	2	5	2	1	3	2	1	6	1	-	27	22.7%	▲	27
Probates/Wills and Trusts - Lev	2016	-	-	-	-	-	-	-	-	-	1	-	-	1			1
Probates/Wills and Trusts - Level 2	2015	-	1	-	2	-	3	-	1	1	-	-	1	8			9
	2016	-	1	-	1	-	1	4	-	-	-	-	-	7	-12.5%	▼	7
Uncontested Divorce	2015	11	6	19	9	9	11	15	10	7	9	9	7	115			122
	2016	8	12	10	9	9	8	5	6	5	10	6	-	88	-23.5%	▼	88

Court: Surry Circuit

Start/End Date: Jan-15 / Nov-16

2015 Average Month: 23

Jan-Nov 2015: 233

Filings Trending: ▲

Circuit/Court ID: 6 206181


Type of Case: Filings

2016 Average Month:24

Jan-Nov 2016 : 268

Overall AVG. Month: 23

Monthly Summary




Jan 15-Nov 16

Totals

	2015	2016
Civil	80	72
Criminal	43	61
Other	148	135
Total	271	268

Jan --- Nov Filings



2015 2016

Jan --- Nov Filings

	2015	2016	% Change	Trending
Civil	76	72	-5.3%	▼
Criminal	29	61	110.3%	▲
Other	128	135	5.5%	▲
Total	233	268	15.0%	▲

	Jan	Feb	Mar	Apr	May	Jun	Jul	Aug	Sep	Oct	Nov	Dec	Thru Nov	% Change	Trending	Total
2015	30	15	41	19	18	16	19	19	17	13	26	38	233			271
2016	21	22	31	15	16	21	31	23	30	24	34	-	268	15.0%	▲	268

		Jan	Feb	Mar	Apr	May	Jun	Jul	Aug	Sep	Oct	Nov	Dec	Thru Nov	% Change	Trending	Total
Contested Divorce	2015	-	-	1	-	1	-	-	1	-	-	1	-	4			4
	2016	2	-	-	1	-	1	1	1	1	4	1	-	12	200.0%	▲	12
Domestic and Family - Level 1	2015	-	-	-	-	-	1	-	-	-	-	-	-	1			1
	2016	-	-	-	1	-	-	-	-	1	-	1	-	3	200.0%	▲	3
General Civil - Level 1	2015	1	-	-	-	-	-	-	-	-	-	-	-	1			1
	2016	1	2	-	2	2	3	-	-	1	2	-	1	13			14
General Civil - Level 2	2015	1	-	2	1	1	1	2	1	-	-	2	-	10	-23.1%	▼	10
	2016	-	-	2	1	1	1	2	1	-	-	2	-	10	-47.4%	▼	10
General Civil - Level 3	2015	4	1	8	1	1	-	1	2	-	1	-	-	19			19
	2016	-	1	-	3	2	1	1	1	1	-	-	-	10	-47.4%	▼	10
Miscellaneous	2015	17	12	26	8	8	10	16	13	9	7	21	23	147			170
	2016	14	20	11	7	5	14	20	19	9	16	22	-	157	6.8%	▲	157
Misdemeanor	2015	1	-	-	2	2	1	-	-	2	3	1	3	12			15
	2016	-	-	1	1	-	1	-	-	6	-	-	-	9	-25.0%	▼	9
Non-Capital Felonies and Related Matters	2015	2	-	3	4	1	-	-	1	2	-	1	8	14			22
	2016	2	-	16	1	7	-	7	1	11	1	3	-	49	250.0%	▲	49
Other	2015	2	-	-	-	-	-	-	-	-	-	-	-	2			2
	2016	1	-	-	1	1	-	-	-	-	-	-	3	3			6
Other Criminally Related Matters	2015	1	-	-	1	1	-	-	-	-	-	-	3	3			6
	2016	1	-	-	-	-	-	-	-	1	-	1	-	3	0.0%	↔	3
Probates/Wills and Trusts - Level 2	2015	-	-	-	-	1	1	-	-	-	-	-	-	2			2
	2016	-	1	-	-	-	-	-	-	-	-	-	-	1	-50.0%	▼	1
Uncontested Divorce	2015	1	-	3	-	1	1	2	2	3	-	2	-	15			15
	2016	2	-	1	1	-	2	-	-	-	3	4	-	13	-13.3%	▼	13

Court: Sussex Circuit

Start/End Date: Jan-15 / Nov-16

2015 Average Month: 49

Jan-Nov 2015: 541

Filings Trending: ↔

Circuit/Court ID: 6 206183


Type of Case: Filings

2016 Average Month:48

Jan-Nov 2016 : 529

Overall AVG. Month: 49

Monthly Summary



Jan 15-Nov 16

Totals

	2015	2016
Civil	129	109
Criminal	315	280
Other	146	140
Total	590	529

Jan --- Nov Filings

541

529

2015

2016

Jan --- Nov Filings

	2015	2016	% Change	Trending
Civil	124	109	-12.1%	▼
Criminal	291	280	-3.8%	▼
Other	126	140	11.1%	▲
Total	541	529	-2.2%	▼

	Jan	Feb	Mar	Apr	May	Jun	Jul	Aug	Sep	Oct	Nov	Dec	Thru Nov	% Change	Trending	Total
2015	52	38	69	54	36	43	37	44	52	50	66	49	541			590
2016	38	68	69	35	54	34	29	54	61	62	25	-	529	-2.2%	▼	529

		Jan	Feb	Mar	Apr	May	Jun	Jul	Aug	Sep	Oct	Nov	Dec	Thru Nov	% Change	Trending	Total
Administrative Law	2015	-	-	1	-	-	1	-	-	-	-	-	-	2			2
Contested Divorce	2015	2	3	2	1	-	-	1	1	3	1	-	1	14			15
	2016	-	1	1	4	-	1	1	-	-	-	-	-	8	-42.9%	▼	8
Domestic and Family - Level 2	2015	-	-	-	1	-	-	-	-	-	-	-	-	1			1
General Civil - Level 2	2015	-	6	1	-	-	5	3	5	-	4	2	1	26			27
	2016	-	1	6	1	2	1	3	3	3	1	-	-	21	-19.2%	▼	21
General Civil - Level 3	2015	-	-	2	4	1	-	1	1	10	1	1	-	21			21
	2016	-	1	-	-	1	-	-	15	4	1	1	-	23	9.5%	▲	23
Miscellaneous	2015	14	13	15	17	19	12	10	9	19	16	18	20	162			182
	2016	19	17	23	20	14	8	14	18	17	9	18	-	177	9.3%	▲	177
Misdemeanor	2015	7	3	7	9	5	10	6	7	5	6	9	9	74			83
	2016	4	8	11	1	11	7	8	6	10	18	-	-	84	13.5%	▲	84
Non-Capital Felonies and Related Matters	2015	20	2	35	12	8	10	13	12	12	15	34	11	173			184
	2016	14	37	19	7	19	11	2	8	25	25	3	-	170	-1.7%	▼	170
Other	2015	-	-	1	-	-	-	-	-	-	-	-	-	1			1
	2016	-	-	-	1	-	-	-	-	-	-	1	-	2	100.0%	▲	2
Other Criminally Related Matters	2015	8	7	2	8	2	3	2	5	2	5	2	4	46			50
	2016	1	3	4	1	6	2	1	4	-	6	1	-	29	-37.0%	▼	29
Probates/Wills and Trusts - Level 2	2015	-	-	-	-	-	-	1	1	-	-	-	3	2			5
	2016	-	-	2	-	-	1	-	-	-	-	-	-	3	50.0%	▲	3
Uncontested Divorce	2015	1	4	3	2	1	2	-	3	1	2	-	-	19			19
	2016	-	-	3	-	1	3	-	-	2	2	1	-	12	-36.8%	▼	12



Court: Hopewell Circuit

Start/End Date: Jan-15 / Nov-16

2015 Average Month: 113

Jan-Nov 2015: 1,222

Filings Trending: ▲

Circuit/Court ID: 6 206670


Type of Case: Filings

2016 Average Month:126

Jan-Nov 2016 : 1,384

Overall AVG. Month: 119

Monthly Summary



Jan 15-Nov 16

Totals

	2015	2016
Civil	322	336
Criminal	764	791
Other	264	257
Total	1,350	1,384

Jan --- Nov Filings

1,222

2015

1,384

2016

Jan --- Nov Filings

	2015	2016	% Change	Trending
Civil	308	336	9.1%	▲
Criminal	688	791	15.0%	▲
Other	226	257	13.7%	▲
Total	1,222	1,384	13.3%	▲

	Jan	Feb	Mar	Apr	May	Jun	Jul	Aug	Sep	Oct	Nov	Dec	Thru Nov	% Change	Trending	Total
2015	99	135	141	108	47	91	63	121	141	154	122	128	1,222			1,350
2016	128	118	168	144	104	116	125	175	105	98	103	-	1,384	13.3%	▲	1,384

		Jan	Feb	Mar	Apr	May	Jun	Jul	Aug	Sep	Oct	Nov	Dec	Thru Nov	% Change	Trending	Total
Administrative Law	2016	-	-	-	-	-	-	1	-	-	-	-	-	1			1
Contested Divorce	2015	3	4	2	4	2	3	-	2	-	2	2	-	24			24
	2016	-	1	2	1	2	2	3	1	2	1	1	-	16	-33.3%	▼	16
Domestic and Family - Level 1	2015	1	5	10	-	1	2	2	14	9	7	6	4	57			61
	2016	4	9	13	6	7	4	-	-	3	7	10	-	63	10.5%	▲	63
Domestic and Family - Level 2	2015	-	-	1	2	-	-	-	1	-	1	2	-	7			7
	2016	-	-	2	-	1	1	1	5	1	-	1	-	12	71.4%	▲	12
General Civil - Level 1	2015	-	-	-	-	-	1	-	-	-	-	-	1	1			2
General Civil - Level 2	2015	3	2	9	3	3	-	2	3	1	5	2	1	33			34
	2016	3	7	7	4	1	3	1	2	4	8	2	-	42	27.3%	▲	42
General Civil - Level 3	2015	2	5	-	1	3	2	1	-	4	2	3	-	23			23
	2016	3	2	6	4	1	4	4	3	-	1	1	-	29	26.1%	▲	29
Miscellaneous	2015	28	34	48	21	13	21	27	45	23	32	33	45	325			370
	2016	33	41	43	42	24	27	33	35	31	25	27	-	361	11.1%	▲	361
Misdemeanor	2015	9	38	14	10	6	14	6	14	14	24	23	19	172			191
	2016	18	9	26	22	25	24	29	21	21	12	16	-	223	29.7%	▲	223
Non-Capital Felonies and Related Matters	2015	49	41	46	56	9	36	22	37	84	78	41	55	499			554
	2016	60	43	58	59	36	47	39	102	35	38	39	-	556	11.4%	▲	556
Other	2016	-	-	-	-	-	-	1	-	-	-	-	-	1			1
Other Criminally Related Matters	2015	-	1	3	4	3	1	1	-	1	1	2	2	17			19
	2016	-	2	1	2	2	1	2	-	1	-	1	-	12	-29.4%	▼	12
Probates/Wills and Trusts - Level 1	2015	-	-	-	-	-	1	-	-	-	-	-	-	1			1
	2016	-	-	-	-	-	-	-	-	-	1	-	-	1	0.0%	↔	1
Probates/Wills and Trusts - Level 2	2015	3	-	1	2	1	2	1	1	1	-	2	-	14			14
	2016	4	-	2	2	1	2	-	1	1	-	1	-	14	0.0%	↔	14
Protective Orders	2016	-	-	1	-	-	-	-	-	-	1	4	-	6			6
Uncontested Divorce	2015	1	5	7	5	6	8	1	4	4	2	6	1	49			50
	2016	3	4	7	2	4	1	11	5	6	4	-	-	47	-4.1%	▼	47

Court: Newport News Circuit

Start/End Date: Jan-15 / Nov-16

2015 Average Month: 788

Jan-Nov 2015: 8,564

Filings Trending: ↔

Circuit/Court ID: 7 207700


Type of Case: Filings

2016 Average Month:781

Jan-Nov 2016 : 8,587

Overall AVG. Month: 785

Monthly Summary



Jan 15-Nov 16

Totals

	2015	2016
Civil	2,420	2,189
Criminal	4,470	3,909
Other	2,571	2,489
Total	9,461	8,587

Jan --- Nov Filings

8,564

8,587

2015

2016

Jan --- Nov Filings

	2015	2016	% Change	Trending
Civil	2,259	2,189	-3.1%	▼
Criminal	4,041	3,909	-3.3%	▼
Other	2,264	2,489	9.9%	▲
Total	8,564	8,587	-	↔

	Jan	Feb	Mar	Apr	May	Jun	Jul	Aug	Sep	Oct	Nov	Dec	Thru Nov	% Change	Trending	Total
2015	911	774	916	888	684	761	765	602	757	817	689	897	8,564			9,461
2016	751	727	1,158	644	603	1,045	684	799	785	691	700	-	8,587	0.3%	▲	8,587

		Jan	Feb	Mar	Apr	May	Jun	Jul	Aug	Sep	Oct	Nov	Dec	Thru Nov	% Change	Trending	Total
Administrative Law	2015	1	-	1	-	1	-	-	2	1	-	-	-	6			6
	2016	-	-	1	-	-	-	-	2	2	3	-	-	8	33.3%	▲	8
Contested Divorce	2015	15	17	26	27	13	11	17	15	17	22	15	10	195			205
	2016	20	18	29	13	18	15	17	18	16	6	16	-	186	-4.6%	▼	186
Domestic and Family - Level 1	2015	20	15	13	13	19	23	21	16	13	24	18	26	195			221
	2016	4	20	32	21	22	19	11	18	36	26	27	-	236	21.0%	▲	236
Domestic and Family - Level 2	2015	4	6	-	9	5	4	7	13	3	8	4	3	63			66
	2016	5	4	5	4	3	10	2	9	8	5	5	-	60	-4.8%	▼	60
General Civil - Level 1	2015	9	4	65	12	2	61	19	5	35	6	20	8	238			246
	2016	6	34	6	37	6	6	3	6	10	29	6	-	149	-37.4%	▼	149
General Civil - Level 2	2015	31	19	27	37	32	20	36	45	36	34	28	26	345			371
	2016	31	34	27	25	26	34	43	37	35	29	32	-	353	2.3%	▲	353
General Civil - Level 3	2015	16	10	15	9	12	12	17	12	14	14	26	17	157			174
	2016	11	34	21	12	14	30	9	20	23	18	18	-	210	33.8%	▲	210
Miscellaneous	2015	200	204	291	248	168	209	204	212	183	206	201	315	2,326			2,641
	2016	287	319	335	210	179	236	212	240	212	212	227	-	2,669	14.7%	▲	2,669
Misdemeanor	2015	109	116	112	110	74	78	63	37	70	59	68	64	896			960
	2016	103	47	104	58	74	142	75	73	47	69	75	-	867	-3.2%	▼	867
Non-Capital Felonies and Related Matters	2015	325	205	188	226	210	158	235	100	236	288	162	315	2,333			2,648
	2016	183	36	437	134	102	421	185	224	228	178	176	-	2,304	-1.2%	▼	2,304
Other	2015	39	40	47	28	31	43	50	52	47	43	39	26	459			485
	2016	22	35	25	23	19	15	24	28	32	25	26	-	274	-40.3%	▼	274
Other Criminally Related Matters	2015	90	80	82	111	65	83	49	44	72	75	61	50	812			862
	2016	45	77	79	57	86	69	63	78	91	45	51	-	741	-8.7%	▼	741
Probates/Wills and Trusts - Level 1	2015	-	3	-	2	-	1	-	-	1	-	-	-	7			7
	2016	-	1	-	-	1	-	-	1	-	1	-	-	4	-42.9%	▼	4
Probates/Wills and Trusts - Level 2	2015	-	-	-	-	-	-	-	1	-	1	1	-	3			3
	2016	-	1	-	1	-	-	-	-	-	-	2	-	4	33.3%	▲	4
Protective Orders	2015	5	5	3	4	1	2	2	6	5	3	1	1	37			38
	2016	2	7	2	5	6	1	2	3	3	3	2	-	36	-2.7%	▼	36
Uncontested Divorce	2015	47	50	46	52	51	56	45	42	24	34	45	36	492			528
	2016	32	60	55	44	47	47	38	42	42	42	37	-	486	-1.2%	▼	486

Court: Hampton Circuit

Start/End Date: Jan-15 / Nov-16

2015 Average Month: 636

Jan-Nov 2015: 6,931

Filings Trending: ▲

Circuit/Court ID: 8 208650

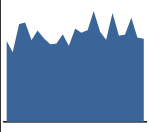
Type of Case: Filings

2016 Average Month:694

Jan-Nov 2016 : 7,635

Overall AVG. Month: 664

Monthly Summary



Jan 15-Nov 16

Totals

	2015	2016
Civil	2,270	1,846
Criminal	3,019	3,566
Other	2,343	2,223
Total	7,632	7,635

Jan --- Nov Filings

6,931

2015

7,635

2016

Jan --- Nov Filings

	2015	2016	% Change	Trending
Civil	2,108	1,846	-12.4%	▼
Criminal	2,782	3,566	28.2%	▲
Other	2,041	2,223	8.9%	▲
Total	6,931	7,635	10.2%	▲

	Jan	Feb	Mar	Apr	May	Jun	Jul	Aug	Sep	Oct	Nov	Dec	Thru Nov	% Change	Trending	Total
2015	607	522	734	746	614	685	625	583	587	657	571	701	6,931			7,632
2016	668	687	831	676	616	818	648	654	782	633	622	-	7,635	10.2%	▲	7,635

		Jan	Feb	Mar	Apr	May	Jun	Jul	Aug	Sep	Oct	Nov	Dec	Thru Nov	% Change	Trending	Total
Administrative Law	2015	-	1	-	-	-	-	-	-	2	-	1	1	4			5
	2016	-	-	1	1	-	1	-	1	2	3	-	-	9	125.0%	▲	9
Contested Divorce	2015	13	9	17	22	11	18	18	15	15	21	20	14	179			193
	2016	9	15	25	19	12	15	17	10	15	17	6	-	160	-10.6%	▼	160
Domestic and Family - Level 1	2015	11	15	11	5	24	19	21	12	19	17	10	24	164			188
	2016	13	19	23	32	14	26	17	14	37	18	36	-	249	51.8%	▲	249
Domestic and Family - Level 2	2015	7	45	51	115	1	84	5	47	4	50	36	21	445			466
	2016	29	6	4	2	8	4	11	3	5	2	7	-	81	-81.8%	▼	81
General Civil - Level 1	2015	2	2	3	2	-	1	-	-	3	3	-	4	16			20
	2016	-	-	-	-	1	1	2	-	2	2	1	-	9	-43.8%	▼	9
General Civil - Level 2	2015	20	19	26	29	24	24	25	19	30	20	20	19	256			275
	2016	25	28	11	23	30	37	18	26	25	17	25	-	265	3.5%	▲	265
General Civil - Level 3	2015	9	7	12	10	10	17	9	10	14	10	11	7	119			126
	2016	9	13	12	6	10	22	9	32	10	21	6	-	150	26.1%	▲	150
Miscellaneous	2015	198	149	266	173	180	156	179	178	130	179	158	286	1,946			2,232
	2016	222	245	287	174	149	198	192	168	195	169	179	-	2,178	11.9%	▲	2,178
Misdemeanor	2015	59	59	61	49	48	80	50	61	62	63	58	53	650			703
	2016	47	63	97	62	75	107	64	79	100	68	69	-	831	27.8%	▲	831
Non-Capital Felonies and Related Matters	2015	166	120	144	175	185	169	185	111	188	174	138	159	1,755			1,914
	2016	173	165	226	209	193	264	186	187	244	167	178	-	2,192	24.9%	▲	2,192
Other	2015	44	42	60	71	53	47	50	57	62	41	44	58	571			629
	2016	47	59	56	59	34	63	30	39	54	60	35	-	536	-6.1%	▼	536
Other Criminally Related Matters	2015	47	29	32	55	26	24	33	39	19	42	35	26	381			407
	2016	56	24	53	49	55	40	60	45	55	62	53	-	552	44.9%	▲	552
Probates/Wills and Trusts - Level 1	2015	-	-	-	-	-	-	2	1	1	-	1	-	5			5
	2016	1	1	1	-	1	1	-	-	1	-	-	-	6	20.0%	▲	6
Probates/Wills and Trusts - Level 2	2015	6	1	5	2	7	8	5	3	5	1	3	4	46			50
	2016	4	8	3	5	4	5	5	3	3	2	-	-	42	-8.7%	▼	42
Uncontested Divorce	2015	25	24	46	38	45	38	43	30	33	36	36	25	394			419
	2016	33	41	32	35	30	34	37	47	34	25	27	-	375	-4.8%	▼	375

Court: Charles City Circuit

Start/End Date: Jan-15 / Nov-16

2015 Average Month: 24

Jan-Nov 2015: 264

Filings Trending: ▲

Circuit/Court ID: 9 209036


Type of Case: Filings

2016 Average Month:37

Jan-Nov 2016 : 412

Overall AVG. Month: 31

Monthly Summary



Jan 15-Nov 16

Totals

	2015	2016
Civil	86	60
Criminal	94	205
Other	110	147
Total	290	412

Jan --- Nov Filings

264

2015

412

2016

Jan --- Nov Filings

	2015	2016	% Change	Trending
Civil	79	60	-24.1%	▼
Criminal	85	205	141.2%	▲
Other	100	147	47.0%	▲
Total	264	412	56.1%	▲

	Jan	Feb	Mar	Apr	May	Jun	Jul	Aug	Sep	Oct	Nov	Dec	Thru Nov	% Change	Trending	Total
2015	19	19	24	33	15	25	30	17	33	23	26	26	264			290
2016	47	46	34	29	121	17	27	25	19	29	18	-	412	56.1%	▲	412

		Jan	Feb	Mar	Apr	May	Jun	Jul	Aug	Sep	Oct	Nov	Dec	Thru Nov	% Change	Trending	Total
Administrative Law	2016	-	-	-	-	-	-	1	-	-	-	-	-	1			1
Contested Divorce	2015	2	-	-	-	-	-	-	-	-	-	1	-	3			3
	2016	-	2	-	-	-	1	-	-	-	-	1	-	4	33.3%	▲	4
Domestic and Family - Level 1	2015	-	-	-	-	-	-	1	-	-	-	-	-	1			1
	2016	-	-	-	-	1	-	-	-	-	-	-	-	1	0.0%	↔	1
Domestic and Family - Level 2	2015	-	-	-	-	-	-	-	-	1	-	-	-	1			1
	2016	-	-	-	-	-	-	-	-	-	1	-	-	1	0.0%	↔	1
General Civil - Level 1	2015	-	-	1	-	-	-	-	-	-	-	-	1	1			2
	2016	-	-	-	1	-	-	-	-	-	-	-	-	1	0.0%	↔	1
General Civil - Level 2	2015	2	2	1	2	1	-	2	-	2	1	1	2	14			16
	2016	1	-	4	1	-	3	1	1	1	-	-	-	12	-14.3%	▼	12
General Civil - Level 3	2015	-	2	-	2	2	2	2	-	1	-	2	1	13			14
	2016	-	2	-	-	1	1	2	2	-	1	-	-	9	-30.8%	▼	9
Miscellaneous	2015	11	13	17	16	3	15	12	12	10	9	16	11	134			145
	2016	24	22	16	20	9	8	13	14	8	13	13	-	160	19.4%	▲	160
Misdemeanor	2015	2	-	-	5	-	2	2	-	4	6	2	2	23			25
	2016	20	13	6	2	90	-	5	2	4	3	-	-	145	530.4%	▲	145
Non-Capital Felonies and Related Matters	2015	2	-	2	5	8	6	9	1	13	5	1	5	52			57
	2016	2	7	4	2	9	3	4	4	5	9	3	-	52	0.0%	↔	52
Other	2015	-	-	1	1	-	-	-	1	2	-	1	-	6			6
	2016	-	-	1	2	8	1	-	-	-	-	-	-	12	100.0%	▲	12
Other Criminally Related Matters	2015	-	1	2	1	1	-	1	3	-	-	1	2	10			12
	2016	-	-	2	-	2	-	-	1	1	1	1	-	8	-20.0%	▼	8
Probates/Wills and Trusts - Lev	2015	-	-	-	1	-	-	-	-	-	-	-	1	1			2
Protective Orders	2016	-	-	1	-	-	-	-	-	-	-	-	-	1			1
Uncontested Divorce	2015	-	1	-	-	-	-	1	-	-	2	1	1	5			6
	2016	-	-	-	1	1	-	1	1	-	1	-	-	5	0.0%	↔	5

Court: Gloucester Circuit

Start/End Date: Jan-15 / Nov-16

2015 Average Month: 199

Jan-Nov 2015: 2,152

Filings Trending: ▲

Circuit/Court ID: 9 209073


Type of Case: Filings

2016 Average Month:233

Jan-Nov 2016 : 2,560

Overall AVG. Month: 215

Monthly Summary

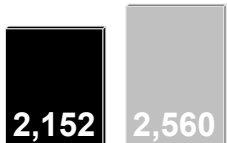


Jan 15-Nov 16

Totals

	2015	2016
Civil	538	530
Criminal	835	871
Other	1,009	1,159
Total	2,382	2,560

Jan --- Nov Filings



2,152 2,560

2015 2016

Jan --- Nov Filings

	2015	2016	% Change	Trending
Civil	510	530	3.9%	▲
Criminal	768	871	13.4%	▲
Other	874	1,159	32.6%	▲
Total	2,152	2,560	19.0%	▲

	Jan	Feb	Mar	Apr	May	Jun	Jul	Aug	Sep	Oct	Nov	Dec	Thru Nov	% Change	Trending	Total
2015	190	268	221	194	168	167	228	159	175	196	186	230	2,152			2,382
2016	265	250	302	224	241	220	201	212	219	210	216	-	2,560	19.0%	▲	2,560

		Jan	Feb	Mar	Apr	May	Jun	Jul	Aug	Sep	Oct	Nov	Dec	Thru Nov	% Change	Trending	Total
Administrative Law	2015	-	-	-	-	-	-	-	1	-	-	-	-	1			1
Capital Murder	2015	-	-	-	-	-	-	-	-	1	-	-	-	1			1
Contested Divorce	2015	3	3	7	3	6	7	5	4	1	5	5	2	49			51
	2016	4	9	7	3	6	8	4	3	5	4	4	-	57	16.3%	▲	57
Domestic and Family - Level 1	2015	6	3	6	-	-	5	8	2	-	1	2	3	33			36
	2016	9	5	6	-	6	2	1	10	-	3	1	-	43	30.3%	▲	43
Domestic and Family - Level 2	2015	-	3	1	1	3	2	4	2	1	3	-	-	20			20
	2016	-	2	5	1	1	1	2	-	1	1	3	-	17	-15.0%	▼	17
General Civil - Level 1	2015	-	-	-	-	-	-	1	1	-	-	-	-	2			2
	2016	-	-	-	-	-	-	-	-	-	1	-	-	1	-50.0%	▼	1
General Civil - Level 2	2015	3	9	9	4	9	12	5	5	7	9	4	5	76			81
	2016	5	6	15	4	5	5	14	3	5	6	2	-	70	-7.9%	▼	70
General Civil - Level 3	2015	2	-	2	33	5	4	4	3	-	3	5	3	61			64
	2016	2	3	3	25	1	-	1	4	5	-	4	-	48	-21.3%	▼	48
Miscellaneous	2015	99	78	86	68	53	64	75	72	53	80	78	127	806			933
	2016	119	118	139	84	64	90	96	69	84	88	82	-	1,033	28.2%	▲	1,033
Misdemeanor	2015	17	19	32	17	16	15	24	13	27	18	17	20	215			235
	2016	27	20	21	18	36	26	13	23	23	13	26	-	246	14.4%	▲	246
Non-Capital Felonies and Related Matters	2015	33	103	45	35	40	32	54	24	45	46	19	42	476			518
	2016	65	37	44	47	84	47	35	44	57	48	59	-	567	19.1%	▲	567
Other	2015	14	28	13	16	17	15	24	11	23	15	23	19	199			218
	2016	23	32	23	31	25	30	21	35	22	30	20	-	292	46.7%	▲	292
Other Criminally Related Matters	2015	3	7	5	4	9	2	9	6	5	8	18	5	76			81
	2016	1	4	12	6	4	-	6	8	5	6	6	-	58	-23.7%	▼	58
Probates/Wills and Trusts - Lev	2015	-	1	1	-	-	1	-	-	-	-	-	-	3			3
Probates/Wills and Trusts - Level 2	2015	3	1	2	-	1	-	2	-	-	1	2	1	12			13
	2016	-	1	2	-	-	1	2	1	1	-	1	-	9	-25.0%	▼	9
Protective Orders	2015	-	-	-	2	1	1	-	3	-	-	1	-	8			8
	2016	-	-	-	1	-	-	-	-	-	-	-	-	1	-87.5%	▼	1
Uncontested Divorce	2015	7	13	12	11	8	7	13	12	12	7	12	3	114			117
	2016	10	13	25	4	9	10	6	12	11	10	8	-	118	3.5%	▲	118

Court: King & Queen Circuit

Start/End Date: Jan-15 / Nov-16

2015 Average Month: 36

Jan-Nov 2015: 409

Filings Trending: ▼

Circuit/Court ID: 9 209097

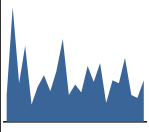
Type of Case: Filings

2016 Average Month:30

Jan-Nov 2016 : 329

Overall AVG. Month: 33

Monthly Summary



Jan 15-Nov 16

Totals

	2015	2016
Civil	87	68
Criminal	220	115
Other	130	146
Total	437	329

Jan --- Nov Filings

409

2015

329

2016

Jan --- Nov Filings

	2015	2016	% Change	Trending
Civil	84	68	-19.0%	▼
Criminal	207	115	-44.4%	▼
Other	118	146	23.7%	▲
Total	409	329	-19.6%	▼

	Jan	Feb	Mar	Apr	May	Jun	Jul	Aug	Sep	Oct	Nov	Dec	Thru Nov	% Change	Trending	Total
2015	20	86	29	57	13	26	35	23	38	62	20	28	409			437
2016	22	42	30	44	14	31	29	48	20	18	31	-	329	-19.6%	▼	329

		Jan	Feb	Mar	Apr	May	Jun	Jul	Aug	Sep	Oct	Nov	Dec	Thru Nov	% Change	Trending	Total
Administrative Law	2015	1	-	-	-	-	-	-	-	-	1	-	-	2			2
Contested Divorce	2015	-	-	2	1	-	1	-	1	-	1	-	1	6			7
	2016	-	-	1	1	2	-	1	1	-	1	-	-	7	16.7%	▲	7
Domestic and Family - Level 1	2015	1	-	-	2	1	1	-	6	-	-	-	-	11			11
	2016	-	-	-	2	1	-	-	-	-	-	-	-	3	-72.7%	▼	3
Domestic and Family - Level 2	2015	-	-	-	-	-	3	-	-	-	-	-	-	3			3
	2016	-	-	-	-	-	-	-	-	1	-	-	-	1	-66.7%	▼	1
General Civil - Level 2	2015	-	-	1	2	-	1	-	2	-	1	-	2	7			9
	2016	-	1	2	2	-	1	2	-	2	-	-	-	10	42.9%	▲	10
General Civil - Level 3	2015	1	-	-	1	1	-	2	1	6	4	4	-	20			20
	2016	1	3	-	-	-	1	4	7	-	2	2	-	20	0.0%	↔	20
Miscellaneous	2015	9	13	22	7	7	14	16	8	13	14	10	12	133			145
	2016	14	21	14	16	7	12	12	20	11	10	23	-	160	20.3%	▲	160
Misdemeanor	2015	4	15	3	9	1	1	4	1	6	13	3	1	60			61
	2016	1	4	1	5	-	3	2	4	2	-	1	-	23	-61.7%	▼	23
Non-Capital Felonies and Related Matters	2015	2	55	1	30	3	2	7	2	8	26	2	12	138			150
	2016	3	9	5	18	2	11	7	10	2	4	5	-	76	-44.9%	▼	76
Other	2015	-	-	-	3	-	1	1	-	-	-	-	-	5			5
	2016	-	-	1	-	-	-	-	2	-	-	-	-	3	-40.0%	▼	3
Other Criminally Related Matters	2015	-	2	-	2	-	1	2	-	3	-	-	-	10			10
	2016	2	1	3	-	1	3	1	3	1	1	-	-	16	60.0%	▲	16
Probates/Wills and Trusts - Lev	2016	-	1	-	-	-	-	-	-	-	-	-	-	1			1
Probates/Wills and Trusts - Level 2	2015	-	-	-	-	-	-	-	1	1	-	-	-	2			2
	2016	-	-	1	-	1	-	-	-	-	-	-	-	2	0.0%	↔	2
Uncontested Divorce	2015	2	1	-	-	-	1	3	1	1	2	1	-	12			12
	2016	1	2	2	-	-	-	-	1	1	-	-	-	7	-41.7%	▼	7



Court: King William Circuit

Start/End Date: Jan-15 / Nov-16

2015 Average Month: 66

Jan-Nov 2015: 687

Filings Trending: ▲

Circuit/Court ID: 9 209101

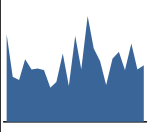
Type of Case: Filings

2016 Average Month:77

Jan-Nov 2016 : 842

Overall AVG. Month: 71

Monthly Summary



Jan 15-Nov 16

Totals

	2015	2016
Civil	161	155
Criminal	256	265
Other	373	422
Total	790	842

Jan --- Nov Filings

687

842

2015

2016

Jan --- Nov Filings

	2015	2016	% Change	Trending
Civil	143	155	8.4%	▲
Criminal	242	265	9.5%	▲
Other	302	422	39.7%	▲
Total	687	842	22.6%	▲

	Jan	Feb	Mar	Apr	May	Jun	Jul	Aug	Sep	Oct	Nov	Dec	Thru Nov	% Change	Trending	Total
2015	105	54	50	75	63	64	62	41	48	82	43	103	687			790
2016	63	127	88	73	44	76	84	62	94	63	68	-	842	22.6%	▲	842

		Jan	Feb	Mar	Apr	May	Jun	Jul	Aug	Sep	Oct	Nov	Dec	Thru Nov	% Change	Trending	Total
Administrative Law	2015	-	-	-	-	-	-	1	-	-	-	-	-	1			1
Capital Murder	2016	-	1	-	-	-	-	-	-	-	-	-	-	1			1
Contested Divorce	2015	-	-	1	-	-	-	-	-	1	2	1	2	5			7
	2016	1	1	3	-	1	2	1	2	3	-	1	-	15	200.0%	▲	15
Domestic and Family - Level 1	2015	2	3	4	3	-	-	1	2	2	-	5	3	22			25
	2016	1	1	2	1	-	1	-	4	3	2	1	-	16	-27.3%	▼	16
Domestic and Family - Level 2	2015	-	2	1	1	1	2	1	-	2	-	-	-	10			10
	2016	-	-	-	-	-	2	-	-	1	1	-	-	4	-60.0%	▼	4
General Civil - Level 1	2015	1	1	-	2	-	-	-	-	-	-	-	-	4			4
	2016	-	-	-	1	-	-	-	-	-	-	-	-	1	-75.0%	▼	1
General Civil - Level 2	2015	2	1	1	1	3	10	2	3	2	2	2	2	29			31
	2016	1	2	1	2	-	4	3	3	2	2	3	-	23	-20.7%	▼	23
General Civil - Level 3	2015	3	1	2	2	5	3	1	1	-	2	1	3	21			24
	2016	-	1	1	-	1	3	-	2	1	2	3	-	14	-33.3%	▼	14
Miscellaneous	2015	43	37	29	24	19	38	27	29	27	33	32	76	338			414
	2016	48	56	44	35	33	30	48	41	38	49	43	-	465	37.6%	▲	465
Misdemeanor	2015	9	3	1	7	9	1	14	-	2	2	1	4	49			53
	2016	4	7	11	5	4	1	2	4	6	3	3	-	50	2.0%	▲	50
Non-Capital Felonies and Related Matters	2015	44	2	6	32	23	5	12	2	8	35	-	10	169			179
	2016	-	56	22	22	1	28	28	1	32	4	8	-	202	19.5%	▲	202
Other	2016	1	1	-	2	1	1	-	-	-	-	1	-	7			7
Other Criminally Related Matters	2015	-	4	2	3	2	5	2	1	2	2	1	-	24			24
	2016	3	-	1	-	-	1	-	2	3	-	2	-	12	-50.0%	▼	12
Probates/Wills and Trusts - Lev	2015	-	-	1	-	-	-	-	-	-	-	-	-	1			1
Probates/Wills and Trusts - Level 2	2015	-	-	-	-	1	-	-	-	-	-	-	-	1			1
	2016	-	-	-	1	-	-	-	-	-	-	-	-	1	0.0%	↔	1
Protective Orders	2015	1	-	-	-	-	-	-	-	-	-	-	-	1			1
Uncontested Divorce	2015	-	-	2	-	-	-	1	3	2	4	-	3	12			15
	2016	4	1	3	4	3	3	2	3	5	-	3	-	31	158.3%	▲	31

Court: Mathews Circuit

Start/End Date: Jan-15 / Nov-16

2015 Average Month: 40

Jan-Nov 2015: 426

Filings Trending: ↔

Circuit/Court ID: 9 209115

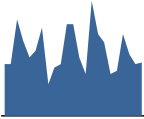
Type of Case: Filings

2016 Average Month:38

Jan-Nov 2016 : 423

Overall AVG. Month: 39

Monthly Summary



Jan 15-Nov 16

Totals

	2015	2016
Civil	133	88
Criminal	170	167
Other	178	168
Total	481	423

Jan --- Nov Filings

426

2015

423

2016

Jan --- Nov Filings

	2015	2016	% Change	Trending
Civil	118	88	-25.4%	▼
Criminal	162	167	3.1%	▲
Other	146	168	15.1%	▲
Total	426	423	-0.7%	▼

	Jan	Feb	Mar	Apr	May	Jun	Jul	Aug	Sep	Oct	Nov	Dec	Thru Nov	% Change	Trending	Total
2015	31	31	58	45	35	39	53	19	29	31	55	55	426			481
2016	35	25	69	49	44	25	27	49	37	31	32	-	423	-0.7%	▼	423

		Jan	Feb	Mar	Apr	May	Jun	Jul	Aug	Sep	Oct	Nov	Dec	Thru Nov	% Change	Trending	Total
Administrative Law	2015	-	-	-	-	-	-	-	-	1	-	-	-	1			1
	2016	-	-	-	1	-	-	-	-	-	-	-	-	1	0.0%	↔	1
Contested Divorce	2015	-	2	-	1	-	-	-	1	2	-	1	-	7			7
	2016	1	-	-	1	3	-	1	-	-	2	-	-	8	14.3%	▲	8
Domestic and Family - Level 1	2015	-	-	-	-	-	6	-	-	2	-	-	8	8			16
	2016	-	-	1	-	-	1	1	1	-	-	1	-	5	-37.5%	▼	5
Domestic and Family - Level 2	2015	-	-	1	1	-	-	1	-	-	-	1	-	4			4
	2016	1	-	-	-	1	-	1	-	1	1	-	-	5	25.0%	▲	5
General Civil - Level 1	2015	1	-	-	-	-	-	-	-	-	1	1	-	3			3
	2016	-	-	1	-	1	-	-	-	-	-	-	-	2	-33.3%	▼	2
General Civil - Level 2	2015	3	3	2	1	-	1	3	1	-	-	1	3	15			18
	2016	2	2	2	2	-	2	1	-	2	-	-	-	13	-13.3%	▼	13
General Civil - Level 3	2015	-	1	2	5	1	-	-	1	-	2	2	1	14			15
	2016	2	-	-	-	-	-	1	1	1	-	-	-	5	-64.3%	▼	5
Miscellaneous	2015	20	19	27	33	14	12	8	12	9	13	20	31	187			218
	2016	24	23	26	13	12	18	15	12	8	23	21	-	195	4.3%	▲	195
Misdemeanor	2015	1	1	3	-	6	2	5	-	4	1	-	6	23			29
	2016	1	-	5	-	11	-	-	-	6	-	5	-	28	21.7%	▲	28
Non-Capital Felonies and Related Matters	2015	5	3	19	-	11	11	32	3	8	11	23	2	126			128
	2016	-	-	32	31	13	1	1	30	13	2	3	-	126	0.0%	↔	126
Other	2015	-	-	1	-	-	-	-	-	-	-	-	2	1			3
	2016	-	-	1	-	-	-	-	-	-	-	-	-	1	0.0%	↔	1
Other Criminally Related Matters	2015	-	2	-	3	2	2	-	-	2	1	2	-	14			14
	2016	3	-	1	-	2	2	1	2	3	-	2	-	16	14.3%	▲	16
Probates/Wills and Trusts - Level 2	2015	-	-	1	-	-	-	-	-	-	-	-	-	1			1
	2016	1	-	-	-	-	-	2	-	-	-	-	-	3	200.0%	▲	3
Protective Orders	2015	-	-	-	-	-	1	-	-	-	-	-	-	1			1
	2016	-	-	-	-	-	1	-	-	-	-	-	-	1	0.0%	↔	1
Uncontested Divorce	2015	1	-	2	1	1	4	4	1	1	2	4	2	21			23
	2016	-	-	-	1	1	-	3	3	3	3	-	-	14	-33.3%	▼	14

Court: Middlesex Circuit

Start/End Date: Jan-15 / Nov-16

2015 Average Month: 44

Jan-Nov 2015: 474

Filings Trending: ▲

Circuit/Court ID: 9 209119


Type of Case: Filings

2016 Average Month:61

Jan-Nov 2016 : 675

Overall AVG. Month: 52

Monthly Summary



Jan 15-Nov 16

Totals

	2015	2016
Civil	118	138
Criminal	189	312
Other	224	225
Total	531	675

Jan --- Nov Filings

474

675

2015

2016

Jan --- Nov Filings

	2015	2016	% Change	Trending
Civil	106	138	30.2%	▲
Criminal	185	312	68.6%	▲
Other	183	225	23.0%	▲
Total	474	675	42.4%	▲

	Jan	Feb	Mar	Apr	May	Jun	Jul	Aug	Sep	Oct	Nov	Dec	Thru Nov	% Change	Trending	Total
2015	49	37	52	38	44	55	54	36	53	31	25	57	474			531
2016	62	64	125	51	83	34	48	50	46	44	68	-	675	42.4%	▲	675

		Jan	Feb	Mar	Apr	May	Jun	Jul	Aug	Sep	Oct	Nov	Dec	Thru Nov	% Change	Trending	Total
Capital Murder	2015	-	-	-	-	2	-	-	-	-	-	-	-	2			2
Contested Divorce	2015	-	1	1	1	-	1	1	-	1	-	1	1	7			8
	2016	-	1	1	-	-	-	1	-	-	1	-	-	4	-42.9%	▼	4
Domestic and Family - Level 1	2015	-	1	-	-	-	-	-	4	-	2	1	1	8			9
	2016	-	-	2	1	-	-	-	-	4	5	3	-	15	87.5%	▲	15
Domestic and Family - Level 2	2015	2	-	1	2	-	-	1	-	-	-	-	-	6			6
	2016	-	-	-	-	-	2	-	1	-	-	-	-	3	-50.0%	▼	3
General Civil - Level 2	2015	2	3	6	4	-	4	-	-	-	3	-	1	22			23
	2016	1	3	3	2	1	2	1	4	1	3	2	-	23	4.5%	▲	23
General Civil - Level 3	2015	-	-	-	1	2	1	-	-	-	-	-	2	4			6
	2016	1	-	1	-	13	2	1	1	1	1	8	-	29	625.0%	▲	29
Miscellaneous	2015	17	28	26	15	11	23	17	12	13	12	17	45	191			236
	2016	27	38	22	19	11	16	23	27	15	24	17	-	239	25.1%	▲	239
Misdemeanor	2015	11	-	3	-	5	7	6	3	15	1	1	-	52			52
	2016	10	6	19	2	13	4	5	4	2	4	16	-	85	63.5%	▲	85
Non-Capital Felonies and Related Matters	2015	13	3	8	9	19	14	22	12	18	4	1	3	123			126
	2016	14	10	68	20	42	4	11	10	17	4	17	-	217	76.4%	▲	217
Other	2015	-	-	3	2	2	3	1	2	4	1	1	-	19			19
	2016	2	2	3	1	-	-	2	-	2	-	-	-	12	-36.8%	▼	12
Other Criminally Related Matters	2015	2	-	-	-	2	-	1	-	-	2	2	1	9			10
	2016	2	3	2	1	1	2	-	-	1	-	-	-	12	33.3%	▲	12
Probates/Wills and Trusts - Lev	2016	-	-	-	-	-	-	-	-	-	-	1	-	1			1
Probates/Wills and Trusts - Level 2	2015	-	-	1	1	-	1	-	2	1	-	-	-	6			6
	2016	2	-	-	1	-	-	2	-	-	-	-	-	5	-16.7%	▼	5
Protective Orders	2015	-	-	-	-	-	1	1	-	-	2	-	1	4			5
	2016	-	-	-	2	-	-	-	1	1	1	-	-	5	25.0%	▲	5
Uncontested Divorce	2015	2	1	3	3	1	-	4	1	1	4	1	2	21			23
	2016	3	1	4	2	2	2	2	2	1	2	4	-	25	19.0%	▲	25

Court: New Kent Circuit

Start/End Date: Jan-15 / Nov-16

2015 Average Month: 102

Jan-Nov 2015: 1,038

Filings Trending: ▲

Circuit/Court ID: 9 209127

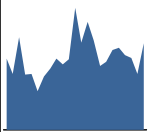
Type of Case: Filings

2016 Average Month:118

Jan-Nov 2016 : 1,302

Overall AVG. Month: 110

Monthly Summary

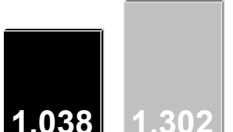


Jan 15-Nov 16

Totals

	2015	2016
Civil	178	212
Criminal	422	443
Other	621	647
Total	1,221	1,302

Jan --- Nov Filings



1,038 1,302

2015 2016

Jan --- Nov Filings

	2015	2016	% Change	Trending
Civil	165	212	28.5%	▲
Criminal	396	443	11.9%	▲
Other	477	647	35.6%	▲
Total	1,038	1,302	25.4%	▲

	Jan	Feb	Mar	Apr	May	Jun	Jul	Aug	Sep	Oct	Nov	Dec	Thru Nov	% Change	Trending	Total
2015	107	84	139	83	84	58	80	92	107	98	106	183	1,038			1,221
2016	131	162	134	96	102	120	123	112	108	84	130	-	1,302	25.4%	▲	1,302

		Jan	Feb	Mar	Apr	May	Jun	Jul	Aug	Sep	Oct	Nov	Dec	Thru Nov	% Change	Trending	Total
Administrative Law	2015	1	-	-	-	-	-	-	-	-	-	-	-	1			1
Contested Divorce	2015	-	1	4	3	2	-	2	2	2	1	3	2	20			22
	2016	3	4	3	1	-	5	1	4	1	1	2	-	25	25.0%	▲	25
Domestic and Family - Level 1	2015	-	2	-	2	1	-	-	3	1	1	1	-	11			11
	2016	-	2	-	3	-	-	-	3	2	1	5	-	16	45.5%	▲	16
Domestic and Family - Level 2	2015	2	2	-	1	1	-	-	2	-	-	2	1	10			11
	2016	-	1	-	1	1	-	1	-	-	1	1	-	6	-40.0%	▼	6
General Civil - Level 1	2015	-	-	-	1	-	-	-	-	-	-	-	-	1			1
	2016	-	-	-	-	1	-	-	-	-	1	-	-	2	100.0%	▲	2
General Civil - Level 2	2015	2	1	1	2	1	1	-	1	1	4	3	1	17			18
	2016	5	2	1	-	1	2	7	3	4	6	-	-	31	82.4%	▲	31
General Civil - Level 3	2015	2	3	-	1	2	-	1	1	-	1	-	3	11			14
	2016	1	4	3	-	2	1	2	-	1	1	1	-	16	45.5%	▲	16
Miscellaneous	2015	52	36	42	37	24	33	47	35	45	53	60	90	464			554
	2016	72	86	68	49	35	53	64	50	50	54	45	-	626	34.9%	▲	626
Misdemeanor	2015	11	8	17	12	10	11	9	11	17	13	11	5	130			135
	2016	15	16	12	9	14	8	11	11	17	7	26	-	146	12.3%	▲	146
Non-Capital Felonies and Related Matters	2015	22	5	61	17	35	4	12	16	34	18	8	18	232			250
	2016	21	28	40	21	28	24	25	26	21	4	39	-	277	19.4%	▲	277
Other	2015	9	14	5	3	4	2	1	9	3	3	11	58	64			122
	2016	10	12	2	9	16	13	5	5	6	5	9	-	92	43.8%	▲	92
Other Criminally Related Matters	2015	2	6	4	1	1	4	2	6	1	2	5	3	34			37
	2016	-	3	2	-	1	5	-	7	2	-	-	-	20	-41.2%	▼	20
Probates/Wills and Trusts - Lev	2016	-	-	-	-	-	-	-	1	-	-	-	-	1			1
Probates/Wills and Trusts - Level 2	2015	-	-	-	-	-	-	1	2	1	1	-	-	5			5
	2016	1	-	-	-	-	1	-	-	-	-	-	-	2	-60.0%	▼	2
Uncontested Divorce	2015	4	6	5	3	3	3	5	4	2	1	2	2	38			40
	2016	3	4	3	3	3	8	7	2	4	3	2	-	42	10.5%	▲	42

Court: York Circuit

Start/End Date: Jan-15 / Nov-16

2015 Average Month: 252

Jan-Nov 2015: 2,679

Filings Trending: ▲

Circuit/Court ID: 9 209199


Type of Case: Filings

2016 Average Month:297

Jan-Nov 2016 : 3,262

Overall AVG. Month: 273

Monthly Summary



Jan 15-Nov 16

Totals

	2015	2016
Civil	782	746
Criminal	1,043	1,000
Other	1,196	1,516
Total	3,021	3,262

Jan --- Nov Filings

2,679

2015

3,262

2016

Jan --- Nov Filings

	2015	2016	% Change	Trending
Civil	723	746	3.2%	▲
Criminal	942	1,000	6.2%	▲
Other	1,014	1,516	49.5%	▲
Total	2,679	3,262	21.8%	▲

	Jan	Feb	Mar	Apr	May	Jun	Jul	Aug	Sep	Oct	Nov	Dec	Thru Nov	% Change	Trending	Total
2015	262	206	258	250	247	214	269	234	215	275	249	342	2,679			3,021
2016	353	342	326	281	260	279	292	318	283	271	257	-	3,262	21.8%	▲	3,262

		Jan	Feb	Mar	Apr	May	Jun	Jul	Aug	Sep	Oct	Nov	Dec	Thru Nov	% Change	Trending	Total
Administrative Law	2015	-	1	-	-	-	-	-	-	1	-	-	1	2			3
	2016	-	1	-	-	1	-	-	1	1	-	-	-	4	100.0%	▲	4
Contested Divorce	2015	3	3	10	4	5	12	6	7	6	6	4	3	66			69
	2016	6	10	9	7	8	4	5	5	2	4	5	-	65	-1.5%	▼	65
Domestic and Family - Level 1	2015	2	4	3	3	3	1	4	4	4	2	1	4	31			35
	2016	1	8	3	1	-	2	-	1	4	2	-	-	22	-29.0%	▼	22
Domestic and Family - Level 2	2015	5	2	14	12	6	4	13	10	7	12	7	8	92			100
	2016	3	10	13	8	7	9	9	9	4	9	11	-	92	0.0%	↔	92
General Civil - Level 1	2015	1	-	-	-	-	-	-	-	-	-	-	-	1			1
	2016	-	-	-	-	-	-	-	-	-	1	1	-	2	100.0%	▲	2
General Civil - Level 2	2015	5	7	11	17	5	20	6	16	4	16	12	8	119			127
	2016	10	8	9	9	10	10	6	8	7	9	4	-	90	-24.4%	▼	90
General Civil - Level 3	2015	4	1	7	1	3	3	5	6	5	6	2	1	43			44
	2016	2	2	7	1	3	8	10	3	1	2	2	-	41	-4.7%	▼	41
Miscellaneous	2015	123	99	137	99	100	92	122	114	95	91	105	197	1,177			1,374
	2016	217	201	172	145	126	132	187	163	109	136	153	-	1,741	47.9%	▲	1,741
Misdemeanor	2015	26	16	13	28	11	9	6	10	18	15	16	16	168			184
	2016	13	15	18	27	22	20	11	22	24	14	10	-	196	16.7%	▲	196
Non-Capital Felonies and Related Matters	2015	74	50	29	51	84	50	74	56	48	99	69	79	684			763
	2016	81	68	73	61	56	61	38	81	103	59	47	-	728	6.4%	▲	728
Other	2015	2	1	5	2	6	3	4	1	1	2	-	-	27			27
	2016	-	2	2	1	-	1	2	1	-	2	2	-	13	-51.9%	▼	13
Other Criminally Related Matters	2015	5	8	3	17	9	5	12	2	8	4	19	6	92			98
	2016	6	2	7	8	1	9	7	4	9	14	10	-	77	-16.3%	▼	77
Probates/Wills and Trusts - Level 1	2015	-	-	1	-	-	1	-	-	-	1	-	-	3			3
	2016	-	-	-	-	-	-	-	1	-	-	-	-	1	-66.7%	▼	1
Probates/Wills and Trusts - Level 2	2015	2	1	1	-	1	4	6	1	1	4	-	4	21			25
	2016	1	-	1	2	4	1	1	1	3	3	2	-	19	-9.5%	▼	19
Protective Orders	2015	1	-	-	-	-	-	-	1	1	2	-	1	5			6
	2016	1	1	-	1	-	1	-	-	-	2	-	-	6	20.0%	▲	6
Uncontested Divorce	2015	9	13	24	16	14	10	11	6	16	15	14	14	148			162
	2016	12	14	12	10	22	21	16	18	16	14	10	-	165	11.5%	▲	165

Court: Williamsburg Circuit

Start/End Date: Jan-15 / Nov-16

2015 Average Month: 303

Jan-Nov 2015: 3,257

Filings Trending: ▲

Circuit/Court ID: 9 209830


Type of Case: Filings

2016 Average Month:364

Jan-Nov 2016 : 4,001

Overall AVG. Month: 332

Monthly Summary




Jan 15-Nov 16

Totals

	2015	2016
Civil	969	959
Criminal	1,243	1,287
Other	1,426	1,755
Total	3,638	4,001

Jan --- Nov Filings



Jan --- Nov Filings

	2015	2016	% Change	Trending
Civil	900	959	6.6%	▲
Criminal	1,165	1,287	10.5%	▲
Other	1,192	1,755	47.2%	▲
Total	3,257	4,001	22.8%	▲

	Jan	Feb	Mar	Apr	May	Jun	Jul	Aug	Sep	Oct	Nov	Dec	Thru Nov	% Change	Trending	Total
2015	324	266	325	276	258	273	337	264	316	282	336	381	3,257			3,638
2016	404	350	431	341	369	365	320	372	409	295	345	-	4,001	22.8%	▲	4,001

		Jan	Feb	Mar	Apr	May	Jun	Jul	Aug	Sep	Oct	Nov	Dec	Thru Nov	% Change	Trending	Total
Administrative Law	2015	-	-	-	-	-	1	1	-	-	1	-	1	3			4
	2016	-	-	-	-	-	-	-	-	-	-	2	-	2	-33.3%	▼	2
Capital Murder	2015	-	-	4	-	-	-	-	-	-	-	-	-	4			4
	2016	10	9	9	4	11	6	7	4	7	5	4	-	76	11.8%	▲	76
Contested Divorce	2015	9	7	5	9	7	4	7	2	4	5	9	2	68			70
	2016	10	9	9	4	11	6	7	4	7	5	4	-	76	11.8%	▲	76
Domestic and Family - Level 1	2015	3	5	3	2	7	4	9	9	1	3	3	3	49			52
	2016	3	6	6	2	3	8	7	3	3	7	2	-	50	2.0%	▲	50
Domestic and Family - Level 2	2015	5	1	5	2	4	-	-	4	-	-	3	3	24			27
	2016	-	1	3	5	3	2	2	1	2	4	4	-	27	12.5%	▲	27
General Civil - Level 1	2015	-	3	2	1	2	1	1	1	1	-	1	-	13			13
	2016	1	-	1	4	-	-	2	1	1	1	1	-	12	-7.7%	▼	12
General Civil - Level 2	2015	18	8	8	12	12	15	12	12	13	9	18	10	137			147
	2016	11	14	13	7	13	11	12	15	10	14	12	-	132	-3.6%	▼	132
General Civil - Level 3	2015	6	6	1	11	4	14	11	5	-	9	9	8	76			84
	2016	3	8	6	5	6	15	3	4	12	9	4	-	75	-1.3%	▼	75
Miscellaneous	2015	123	101	129	94	82	83	112	107	116	91	112	235	1,150			1,385
	2016	178	171	177	145	117	148	167	160	146	129	138	-	1,676	45.7%	▲	1,676
Misdemeanor	2015	44	26	31	34	34	43	44	30	42	44	44	21	416			437
	2016	37	25	42	59	40	41	25	49	53	23	47	-	441	6.0%	▲	441
Non-Capital Felonies and Related Matters	2015	51	39	66	52	57	49	74	29	69	52	78	45	616			661
	2016	80	58	86	51	83	54	22	59	97	46	65	-	701	13.8%	▲	701
Other	2015	29	47	44	29	14	23	34	37	44	28	31	27	360			387
	2016	49	29	48	40	54	42	52	35	41	26	35	-	451	25.3%	▲	451
Other Criminally Related Matters	2015	10	9	8	19	16	15	13	14	10	10	10	13	134			147
	2016	8	14	14	12	23	16	8	12	17	13	11	-	148	10.4%	▲	148
Probates/Wills and Trusts - Level 1	2015	1	-	1	-	1	1	-	-	1	2	-	-	7			7
	2016	1	1	-	-	-	-	1	-	-	1	3	-	7	0.0%	↔	7
Probates/Wills and Trusts - Level 2	2015	-	1	3	2	1	4	3	1	1	2	6	2	24			26
	2016	3	2	4	1	1	2	5	5	3	2	1	-	29	20.8%	▲	29
Uncontested Divorce	2015	25	13	15	9	17	16	16	13	14	26	12	11	176			187
	2016	20	12	22	6	15	20	7	24	17	15	16	-	174	-1.1%	▼	174



Court: Appomattox Circuit

Start/End Date: Jan-15 / Nov-16

2015 Average Month: 73

Jan-Nov 2015: 782

Filings Trending: ▲

Circuit/Court ID: 10

210011

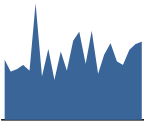
Type of Case: Filings

2016 Average Month:83

Jan-Nov 2016 : 910

Overall AVG. Month: 78

Monthly Summary



Jan 15-Nov 16

Totals

	2015	2016
Civil	180	162
Criminal	335	360
Other	362	388
Total	877	910

Jan --- Nov Filings

782

2015

910

2016

Jan --- Nov Filings

	2015	2016	% Change	Trending
Civil	170	162	-4.7%	▼
Criminal	334	360	7.8%	▲
Other	278	388	39.6%	▲
Total	782	910	16.4%	▲

	Jan	Feb	Mar	Apr	May	Jun	Jul	Aug	Sep	Oct	Nov	Dec	Thru Nov	% Change	Trending	Total
2015	72	58	61	66	59	140	52	85	48	82	59	95	782			877
2016	106	67	107	55	78	92	70	66	84	91	94	-	910	16.4%	▲	910

		Jan	Feb	Mar	Apr	May	Jun	Jul	Aug	Sep	Oct	Nov	Dec	Thru Nov	% Change	Trending	Total
Contested Divorce	2015	-	-	2	1	2	1	1	1	3	3	2	-	16			16
	2016	1	-	4	2	1	1	1	1	2	-	-	-	13	-18.8%	▼	13
Domestic and Family - Level 1	2015	-	2	-	-	-	7	3	3	3	3	5	1	26			27
	2016	-	-	-	2	1	1	3	5	1	1	2	-	16	-38.5%	▼	16
Domestic and Family - Level 2	2015	-	-	-	-	2	3	-	1	-	-	2	-	8			8
	2016	-	-	2	-	1	-	1	3	-	2	-	-	9	12.5%	▲	9
General Civil - Level 1	2015	-	-	-	1	-	-	-	-	-	-	-	-	1			1
	2016	-	-	-	1	-	-	-	-	-	-	-	-	1	0.0%	↔	1
General Civil - Level 2	2015	2	-	1	2	2	-	1	-	1	-	-	2	9			11
	2016	-	5	1	3	4	-	1	2	-	2	4	-	22	144.4%	▲	22
General Civil - Level 3	2015	-	1	1	2	5	1	-	3	-	1	-	1	14			15
	2016	4	1	4	1	-	-	1	1	1	-	-	-	13	-7.1%	▼	13
Miscellaneous	2015	33	27	39	26	25	26	29	32	25	37	38	90	337			427
	2016	46	41	41	39	25	42	36	32	39	34	59	-	434	28.8%	▲	434
Misdemeanor	2015	7	1	1	2	3	8	2	4	2	8	2	-	40			40
	2016	10	2	14	-	4	10	5	1	6	7	2	-	61	52.5%	▲	61
Non-Capital Felonies and Related Matters	2015	27	24	13	28	11	90	12	38	11	25	4	1	283			284
	2016	39	12	30	1	33	33	18	19	27	39	16	-	267	-5.7%	▼	267
Other	2015	-	-	1	-	1	-	-	-	-	1	1	-	4			4
	2016	-	-	1	-	-	1	1	-	-	-	-	-	3	-25.0%	▼	3
Other Criminally Related Matters	2015	-	1	1	-	6	-	-	-	1	1	1	-	11			11
	2016	5	2	5	-	4	1	1	-	5	3	7	-	33	200.0%	▲	33
Probates/Wills and Trusts - Lev	2016	-	-	-	-	1	-	-	-	-	1	-	-	2			2
Probates/Wills and Trusts - Level 2	2015	2	-	-	1	-	-	-	1	-	1	-	-	5			5
	2016	-	1	-	1	-	2	-	-	1	-	-	-	5	0.0%	↔	5
Uncontested Divorce	2015	1	2	2	3	2	4	4	2	2	2	4	-	28			28
	2016	1	3	5	5	4	1	2	2	2	2	4	-	31	10.7%	▲	31

Court: Buckingham Circuit

Start/End Date: Jan-15 / Nov-16

2015 Average Month: 67

Jan-Nov 2015: 735

Filings Trending: ▲

Circuit/Court ID: 10

210029

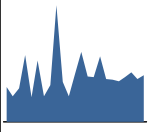
Type of Case: Filings

2016 Average Month:73

Jan-Nov 2016 : 801

Overall AVG. Month: 70

Monthly Summary



Jan 15-Nov 16

Totals

	2015	2016
Civil	170	191
Criminal	393	295
Other	245	315
Total	808	801

Jan --- Nov Filings

735

2015

801

2016

Jan --- Nov Filings

	2015	2016	% Change	Trending
Civil	156	191	22.4%	▲
Criminal	371	295	-20.5%	▼
Other	208	315	51.4%	▲
Total	735	801	9.0%	▲

	Jan	Feb	Mar	Apr	May	Jun	Jul	Aug	Sep	Oct	Nov	Dec	Thru Nov	% Change	Trending	Total
2015	52	38	50	100	37	92	38	55	175	60	38	73	735			808
2016	105	68	67	98	64	63	61	67	74	64	70	-	801	9.0%	▲	801

		Jan	Feb	Mar	Apr	May	Jun	Jul	Aug	Sep	Oct	Nov	Dec	Thru Nov	% Change	Trending	Total
Administrative Law	2015	-	-	-	-	-	-	-	1	-	-	-	-	1			1
	2016	-	-	-	-	-	1	-	-	-	-	-	-	1	0.0%	↔	1
Capital Murder	2015	-	-	-	-	-	1	-	-	-	-	-	-	1			1
	2016	-	-	-	-	-	-	-	-	-	-	-	-	-			-
Contested Divorce	2015	2	6	1	-	2	-	1	2	1	-	-	1	15			16
	2016	-	-	1	1	3	2	1	2	1	-	2	-	13	-13.3%	▼	13
Domestic and Family - Level 1	2015	1	-	2	2	-	-	-	1	1	-	4	-	11			11
	2016	2	-	-	4	-	5	-	1	2	-	-	-	14	27.3%	▲	14
Domestic and Family - Level 2	2016	2	1	-	1	1	-	2	-	-	-	1	-	8			8
General Civil - Level 1	2016	-	-	-	-	-	-	-	-	-	1	1	-	2			2
General Civil - Level 2	2015	1	2	-	4	1	4	6	6	-	2	3	5	29			34
	2016	2	3	2	2	1	-	3	2	2	3	2	-	22	-24.1%	▼	22
General Civil - Level 3	2015	1	-	-	-	1	-	-	-	-	-	-	1	2			3
	2016	-	1	-	1	-	-	1	1	1	4	3	-	12	500.0%	▲	12
Miscellaneous	2015	15	21	26	30	17	29	25	22	21	36	22	40	264			304
	2016	45	44	46	24	29	35	29	37	32	34	31	-	386	46.2%	▲	386
Misdemeanor	2015	2	-	3	4	3	6	2	-	25	6	3	5	54			59
	2016	5	3	1	1	8	-	6	1	3	4	9	-	41	-24.1%	▼	41
Non-Capital Felonies and Related Matters	2015	28	8	12	55	8	45	1	19	123	9	4	17	312			329
	2016	43	12	13	60	15	15	15	19	28	13	21	-	254	-18.6%	▼	254
Other	2015	-	-	-	-	-	1	-	-	1	-	-	-	2			2
	2016	-	-	-	-	-	1	-	-	-	-	-	-	1	-50.0%	▼	1
Other Criminally Related Matters	2015	-	-	-	1	-	-	-	-	1	2	-	-	4			4
	2016	-	-	-	1	-	-	-	-	1	-	-	-	2	-50.0%	▼	2
Probates/Wills and Trusts - Lev	2015	-	-	-	-	-	1	-	-	-	-	-	-	1			1
Probates/Wills and Trusts - Level 2	2015	-	1	-	-	-	-	1	-	-	-	-	-	2			2
	2016	-	1	1	-	-	1	-	-	-	1	-	-	4	100.0%	▲	4
Protective Orders	2016	-	-	-	-	-	-	2	-	-	-	-	-	2			2
Uncontested Divorce	2015	2	-	6	4	5	5	2	4	2	5	2	4	37			41
	2016	6	3	3	3	7	3	2	4	4	4	-	-	39	5.4%	▲	39

Court: Charlotte Circuit

Start/End Date: Jan-15 / Nov-16

2015 Average Month: 49

Jan-Nov 2015: 548

Filings Trending: ▲

Circuit/Court ID: 10

210037

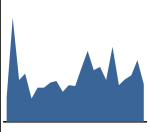
Type of Case: Filings

2016 Average Month:62

Jan-Nov 2016 : 687

Overall AVG. Month: 56

Monthly Summary

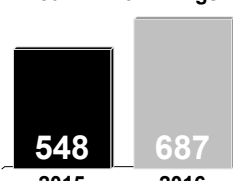


Jan 15-Nov 16

Totals

	2015	2016
Civil	174	142
Criminal	222	284
Other	195	261
Total	591	687

Jan --- Nov Filings



548 687

2015 2016

Jan --- Nov Filings

	2015	2016	% Change	Trending
Civil	161	142	-11.8%	▼
Criminal	214	284	32.7%	▲
Other	173	261	50.9%	▲
Total	548	687	25.4%	▲

	Jan	Feb	Mar	Apr	May	Jun	Jul	Aug	Sep	Oct	Nov	Dec	Thru Nov	% Change	Trending	Total
2015	29	125	50	58	28	41	41	47	49	36	44	43	548			591
2016	64	85	62	66	50	90	44	51	56	74	45	-	687	25.4%	▲	687

		Jan	Feb	Mar	Apr	May	Jun	Jul	Aug	Sep	Oct	Nov	Dec	Thru Nov	% Change	Trending	Total
Contested Divorce	2015	1	1	-	1	1	2	3	2	1	-	-	2	12			14
	2016	1	2	1	1	2	-	2	2	4	-	-	-	15	25.0%	▲	15
Domestic and Family - Level 1	2015	-	1	2	-	-	2	2	3	1	5	1	2	17			19
	2016	-	2	5	2	4	-	1	2	-	-	-	-	16	-5.9%	▼	16
Domestic and Family - Level 2	2015	-	-	1	1	1	-	1	-	4	1	-	2	9			11
	2016	1	-	2	1	-	2	-	-	-	-	-	-	6	-33.3%	▼	6
General Civil - Level 1	2016	-	-	-	-	-	-	1	-	-	-	-	-	1			1
	2015	2	2	5	4	2	1	1	3	3	1	1	1	25			26
General Civil - Level 2	2016	-	2	1	2	1	2	1	2	1	-	-	-	12	-52.0%	▼	12
	2015	1	1	2	3	-	2	1	2	2	-	2	-	16			16
General Civil - Level 3	2016	-	3	-	1	-	-	-	1	3	1	1	-	10	-37.5%	▼	10
	2015	18	24	26	23	13	17	12	19	17	16	19	23	204			227
Miscellaneous	2016	25	42	31	20	21	12	18	13	30	15	28	-	255	25.0%	▲	255
	2015	-	7	2	2	4	4	1	3	6	3	6	2	38			40
Misdemeanor	2016	3	7	6	2	-	4	1	3	4	2	2	-	34	-10.5%	▼	34
	2015	5	86	8	17	4	10	14	8	7	3	8	6	170			176
Non-Capital Felonies and Related Matters	2016	27	17	8	28	13	66	5	16	9	48	3	-	240	41.2%	▲	240
	2015	-	-	1	1	-	-	-	3	4	5	5	2	19			21
Other	2016	3	5	1	2	3	3	10	5	4	6	8	-	50	163.2%	▲	50
	2015	-	-	1	3	1	-	-	-	-	1	-	1	6			7
Other Criminally Related Matters	2016	1	2	2	3	2	-	-	-	-	-	-	-	10	66.7%	▲	10
	2015	-	-	-	-	-	-	1	-	-	-	-	-	1			1
Probates/Wills and Trusts - Lev	2015	-	-	-	-	-	-	-	-	-	-	1	-	4			4
Probates/Wills and Trusts - Level 2	2016	-	2	1	1	-	-	1	1	-	-	-	-	6	50.0%	▲	6
	2015	2	3	1	3	2	3	4	4	3	1	1	2	27			29
Uncontested Divorce	2016	3	1	4	3	4	1	4	6	1	2	3	-	32	18.5%	▲	32

Court: Cumberland Circuit

Start/End Date: Jan-15 / Nov-16

2015 Average Month: 37

Jan-Nov 2015: 394

Filings Trending: ▲

Circuit/Court ID: 10

210049


Type of Case: Filings

2016 Average Month:42

Jan-Nov 2016 : 459

Overall AVG. Month: 39

Monthly Summary



Jan 15-Nov 16

Totals

	2015	2016
Civil	87	83
Criminal	176	175
Other	180	201
Total	443	459

Jan --- Nov Filings

394

459

2015

2016

Jan --- Nov Filings

	2015	2016	% Change	Trending
Civil	80	83	3.8%	▲
Criminal	159	175	10.1%	▲
Other	155	201	29.7%	▲
Total	394	459	16.5%	▲

	Jan	Feb	Mar	Apr	May	Jun	Jul	Aug	Sep	Oct	Nov	Dec	Thru Nov	% Change	Trending	Total
2015	41	28	36	46	29	54	30	31	29	45	25	49	394			443
2016	57	43	48	32	48	54	28	21	76	26	26	-	459	16.5%	▲	459

		Jan	Feb	Mar	Apr	May	Jun	Jul	Aug	Sep	Oct	Nov	Dec	Thru Nov	% Change	Trending	Total
Contested Divorce	2015	-	-	-	-	2	-	-	1	1	1	4	1	9			10
	2016	-	-	-	2	1	1	1	-	-	-	-	-	5	-44.4%	▼	5
Domestic and Family - Level 1	2015	1	-	1	2	-	2	-	2	-	1	-	1	9			10
	2016	3	-	1	-	3	-	1	-	-	-	-	-	8	-11.1%	▼	8
Domestic and Family - Level 2	2015	-	-	-	1	-	-	-	-	1	-	-	-	2			2
	2016	3	1	-	-	1	-	-	-	1	-	-	-	6	200.0%	▲	6
General Civil - Level 2	2015	-	2	-	1	2	1	1	-	-	2	2	-	11			11
	2016	1	1	4	-	1	-	1	-	3	2	-	-	13	18.2%	▲	13
General Civil - Level 3	2015	-	-	-	-	-	-	-	1	-	-	1	-	2			2
	2016	-	-	1	-	-	1	-	3	1	-	-	-	6	200.0%	▲	6
Miscellaneous	2015	17	12	15	24	9	10	14	19	13	30	14	28	177			205
	2016	39	26	27	19	22	15	16	11	23	11	20	-	229	29.4%	▲	229
Misdemeanor	2015	8	6	6	3	3	6	4	3	4	2	1	4	46			50
	2016	6	2	3	1	3	-	-	1	2	1	1	-	20	-56.5%	▼	20
Non-Capital Felonies and Related Matters	2015	11	3	11	12	11	34	9	3	8	5	3	13	110			123
	2016	3	-	10	8	12	35	7	6	41	11	4	-	137	24.5%	▲	137
Other	2015	1	-	-	-	-	-	-	-	-	1	-	-	2			2
	2016	2	-	-	-	1	1	-	-	-	-	-	-	4	100.0%	▲	4
Other Criminally Related Matters	2015	1	1	-	1	1	-	-	-	-	-	-	-	4			4
	2016	-	11	-	-	2	1	-	-	4	-	-	-	18	350.0%	▲	18
Probates/Wills and Trusts - Lev	2016	-	-	-	-	-	-	-	-	-	1	-	-	1			1
Probates/Wills and Trusts - Lev	2015	-	1	-	-	-	-	-	-	1	3	-	-	5			5
Protective Orders	2015	1	-	-	-	-	-	-	-	-	-	-	-	1			1
Uncontested Divorce	2015	1	3	3	2	1	1	2	2	1	-	-	2	16			18
	2016	-	2	2	2	2	-	2	-	1	-	1	-	12	-25.0%	▼	12

Court: Halifax Circuit

Start/End Date: Jan-15 / Nov-16

2015 Average Month: 199

Jan-Nov 2015: 2,146

Filings Trending: ▼

Circuit/Court ID: 10

210083

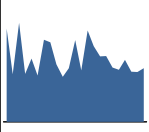
Type of Case: Filings

2016 Average Month:183

Jan-Nov 2016 : 2,013

Overall AVG. Month: 191

Monthly Summary



Jan 15-Nov 16

Totals

	2015	2016
Civil	569	433
Criminal	1,086	834
Other	736	746
Total	2,391	2,013

Jan --- Nov Filings

2,146

2015

2,013

2016

Jan --- Nov Filings

	2015	2016	% Change	Trending
Civil	530	433	-18.3%	▼
Criminal	978	834	-14.7%	▼
Other	638	746	16.9%	▲
Total	2,146	2,013	-6.2%	▼

	Jan	Feb	Mar	Apr	May	Jun	Jul	Aug	Sep	Oct	Nov	Dec	Thru Nov	% Change	Trending	Total
2015	280	143	297	144	190	139	246	239	172	135	161	245	2,146			2,391
2016	154	274	227	196	197	163	156	186	150	149	161	-	2,013	-6.2%	▼	2,013

		Jan	Feb	Mar	Apr	May	Jun	Jul	Aug	Sep	Oct	Nov	Dec	Thru Nov	% Change	Trending	Total
Administrative Law	2015	-	-	2	-	-	-	-	-	-	-	-	-	2			2
	2016	-	-	-	-	-	1	-	-	-	-	-	-	1	-50.0%	▼	1
Contested Divorce	2015	3	6	8	3	7	7	6	9	5	4	4	4	62			66
	2016	4	5	6	5	2	5	5	1	2	4	5	-	44	-29.0%	▼	44
Domestic and Family - Level 1	2015	1	2	1	3	4	1	4	9	1	3	4	5	33			38
	2016	2	4	12	7	4	1	3	1	9	1	-	-	44	33.3%	▲	44
Domestic and Family - Level 2	2015	-	-	4	1	-	-	1	-	1	2	1	1	10			11
	2016	-	1	-	2	-	1	-	-	3	1	1	-	9	-10.0%	▼	9
General Civil - Level 1	2015	-	2	1	-	-	2	-	1	-	-	-	1	6			7
	2016	-	-	-	-	1	-	-	-	-	-	-	-	1	-83.3%	▼	1
General Civil - Level 2	2015	3	4	5	6	1	4	6	3	3	2	3	3	40			43
	2016	3	5	2	3	2	8	4	3	2	4	6	-	42	5.0%	▲	42
General Civil - Level 3	2015	3	1	5	6	7	3	8	3	3	1	1	4	41			45
	2016	-	13	11	3	9	5	2	2	4	5	2	-	56	36.6%	▲	56
Miscellaneous	2015	76	68	122	55	38	60	71	53	81	59	50	109	733			842
	2016	58	117	97	88	55	69	56	61	77	59	77	-	814	11.1%	▲	814
Misdemeanor	2015	49	10	32	16	35	14	45	39	21	16	28	36	305			341
	2016	19	32	31	18	34	21	39	24	19	17	15	-	269	-11.8%	▼	269
Non-Capital Felonies and Related Matters	2015	127	15	96	20	78	15	77	100	32	27	53	71	640			711
	2016	52	71	44	41	72	34	34	74	18	50	37	-	527	-17.7%	▼	527
Other	2015	2	10	7	15	9	4	4	5	6	7	1	-	70			70
	2016	4	12	5	6	5	2	3	-	1	1	-	-	39	-44.3%	▼	39
Other Criminally Related Matters	2015	5	2	3	1	3	5	6	4	5	1	4	1	39			40
	2016	2	2	3	5	5	3	3	5	3	3	5	-	39	0.0%	↔	39
Probates/Wills and Trusts - Level 1	2015	-	1	-	-	-	-	-	-	-	-	-	-	1			1
	2016	-	1	1	-	-	1	-	1	-	-	-	-	4	300.0%	▲	4
Probates/Wills and Trusts - Level 2	2015	-	-	2	1	-	2	5	-	-	3	2	2	15			17
	2016	2	1	1	1	-	2	-	2	1	-	-	-	10	-33.3%	▼	10
Uncontested Divorce	2015	11	22	9	17	8	22	13	13	14	10	10	8	149			157
	2016	8	10	14	17	8	10	7	12	11	4	13	-	114	-23.5%	▼	114

Court: Lunenburg Circuit

Start/End Date: Jan-15 / Nov-16

2015 Average Month: 50

Jan-Nov 2015: 533

Filings Trending: ▼

Circuit/Court ID: 10

210111


Type of Case: Filings

2016 Average Month:45

Jan-Nov 2016 : 491

Overall AVG. Month: 47

Monthly Summary



Jan 15-Nov 16

Totals

	2015	2016
Civil	105	126
Criminal	298	157
Other	198	208
Total	601	491

Jan --- Nov Filings

533

2015

491

2016

Jan --- Nov Filings

	2015	2016	% Change	Trending
Civil	95	126	32.6%	▲
Criminal	268	157	-41.4%	▼
Other	170	208	22.4%	▲
Total	533	491	-7.9%	▼

	Jan	Feb	Mar	Apr	May	Jun	Jul	Aug	Sep	Oct	Nov	Dec	Thru Nov	% Change	Trending	Total
2015	40	103	45	46	32	40	49	52	44	54	28	68	533			601
2016	60	40	58	33	32	31	42	68	30	65	32	-	491	-7.9%	▼	491

		Jan	Feb	Mar	Apr	May	Jun	Jul	Aug	Sep	Oct	Nov	Dec	Thru Nov	% Change	Trending	Total
Administrative Law	2016	-	-	-	-	-	1	1	-	-	-	-	-	2			2
Contested Divorce	2015	-	-	1	1	1	1	-	1	1	1	1	1	8			9
	2016	1	1	1	3	1	-	-	1	-	1	-	-	9	12.5%	▲	9
Domestic and Family - Level 1	2016	-	-	-	1	-	-	1	1	-	1	1	-	5			5
Domestic and Family - Level 2	2015	-	1	-	-	1	-	-	-	2	-	-	-	4			4
	2016	2	2	3	3	1	-	-	4	1	1	-	-	17	325.0%	▲	17
General Civil - Level 1	2015	-	-	-	-	-	1	-	1	-	-	-	-	2			2
General Civil - Level 2	2015	-	-	1	-	1	-	-	3	-	1	-	1	6			7
	2016	-	1	1	1	1	1	1	10	-	1	1	-	18	200.0%	▲	18
General Civil - Level 3	2015	-	1	2	-	1	-	-	5	3	1	-	3	13			16
	2016	-	1	1	1	-	-	-	6	-	1	1	-	11	-15.4%	▼	11
Miscellaneous	2015	29	23	16	12	14	15	25	18	28	12	18	32	210			242
	2016	30	26	31	14	18	14	23	19	24	37	19	-	255	21.4%	▲	255
Misdemeanor	2015	-	2	3	3	2	3	4	6	5	12	2	3	42			45
	2016	8	-	6	3	1	-	3	2	1	6	3	-	33	-21.4%	▼	33
Non-Capital Felonies and Related Matters	2015	10	70	21	26	11	19	17	15	3	25	4	26	221			247
	2016	18	8	13	7	8	12	13	18	3	15	6	-	121	-45.2%	▼	121
Other Criminally Related Matters	2015	-	-	-	-	-	1	1	1	1	-	1	1	5			6
	2016	-	-	2	-	-	-	-	2	-	-	-	-	4	-20.0%	▼	4
Uncontested Divorce	2015	1	6	1	4	1	-	2	2	1	2	2	1	22			23
	2016	1	1	-	-	2	3	-	5	1	2	1	-	16	-27.3%	▼	16



Court: Mecklenburg Circuit

Start/End Date: Jan-15 / Nov-16

2015 Average Month: 244

Jan-Nov 2015: 2,694

Filings Trending: ▼

Circuit/Court ID: 10

210117

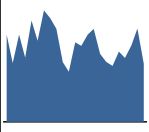
Type of Case: Filings

2016 Average Month: 219

Jan-Nov 2016 : 2,407

Overall AVG. Month: 232

Monthly Summary



Jan 15-Nov 16

Totals

	2015	2016
Civil	437	473
Criminal	1,930	1,382
Other	566	552
Total	2,933	2,407

Jan --- Nov Filings

2,694

2015

2,407

2016

Jan --- Nov Filings

	2015	2016	% Change	Trending
Civil	418	473	13.2%	▲
Criminal	1,804	1,382	-23.4%	▼
Other	472	552	16.9%	▲
Total	2,694	2,407	-10.7%	▼

	Jan	Feb	Mar	Apr	May	Jun	Jul	Aug	Sep	Oct	Nov	Dec	Thru Nov	% Change	Trending	Total
2015	262	176	262	193	304	243	335	311	279	179	150	239	2,694			2,933
2016	228	262	279	204	180	168	211	192	229	280	174	-	2,407	-10.7%	▼	2,407

		Jan	Feb	Mar	Apr	May	Jun	Jul	Aug	Sep	Oct	Nov	Dec	Thru Nov	% Change	Trending	Total
Administrative Law	2016	-	-	-	-	-	2	1	1	-	-	2	-	6			6
Capital Murder	2015	-	-	-	-	-	1	-	-	-	-	-	-	1			1
Contested Divorce	2015	2	9	6	3	7	2	3	2	6	2	-	2	42			44
	2016	4	7	9	2	4	5	4	8	2	2	6	-	53	26.2%	▲	53
Domestic and Family - Level 1	2015	3	4	2	-	9	6	-	5	6	3	3	1	41			42
	2016	7	1	3	-	10	1	3	1	1	2	4	-	33	-19.5%	▼	33
Domestic and Family - Level 2	2015	-	-	-	-	1	1	-	1	-	-	1	1	4			5
	2016	1	-	3	2	-	-	2	1	2	1	1	-	13	225.0%	▲	13
General Civil - Level 1	2015	-	-	1	1	-	-	-	-	-	1	1	-	4			4
	2016	-	1	-	-	-	1	-	1	-	-	-	-	3	-25.0%	▼	3
General Civil - Level 2	2015	1	3	4	3	4	4	2	5	4	3	2	3	35			38
	2016	2	2	2	2	3	1	3	2	2	2	4	-	25	-28.6%	▼	25
General Civil - Level 3	2015	-	-	2	3	5	4	1	3	43	1	2	2	64			66
	2016	3	1	4	1	3	2	1	4	-	53	1	-	73	14.1%	▲	73
Miscellaneous	2015	66	56	62	44	49	41	49	42	48	63	37	98	557			655
	2016	66	73	72	76	49	53	49	53	58	61	42	-	652	17.1%	▲	652
Misdemeanor	2015	18	6	31	15	34	24	24	22	34	19	22	21	249			270
	2016	35	31	20	16	20	22	15	19	31	26	9	-	244	-2.0%	▼	244
Non-Capital Felonies and Related Matters	2015	153	87	137	113	182	142	240	213	120	66	70	97	1,523			1,620
	2016	96	118	152	89	74	65	117	85	108	114	91	-	1,109	-27.2%	▼	1,109
Other	2015	2	2	2	-	1	1	4	-	-	1	-	2	13			15
	2016	2	4	-	2	-	2	4	1	1	2	-	-	18	38.5%	▲	18
Other Criminally Related Matters	2015	4	1	2	1	2	9	1	6	2	3	2	8	33			41
	2016	3	4	2	2	4	2	3	7	5	2	1	-	35	6.1%	▲	35
Probates/Wills and Trusts - Level 2	2015	1	-	2	-	1	-	1	3	-	1	-	-	9			9
	2016	-	3	-	-	1	-	1	-	1	1	1	-	8	-11.1%	▼	8
Protective Orders	2015	-	-	-	-	-	-	-	1	1	-	-	-	2			2
	2016	-	-	-	-	1	1	1	-	-	1	1	-	5	150.0%	▲	5
Uncontested Divorce	2015	12	8	11	10	9	8	10	8	15	16	10	4	117			121
	2016	9	17	12	12	11	11	7	9	18	13	11	-	130	11.1%	▲	130

Court: Prince Edward Circuit

Start/End Date: Jan-15 / Nov-16

2015 Average Month: 123

Jan-Nov 2015: 1,350

Filings Trending: ↔

Circuit/Court ID: 10

210147


Type of Case: Filings

2016 Average Month: 125

Jan-Nov 2016 : 1,376

Overall AVG. Month: 124

Monthly Summary



Jan 15-Nov 16

Totals

	2015	2016
Civil	283	247
Criminal	902	837
Other	285	292
Total	1,470	1,376

Jan --- Nov Filings

1,350

2015

1,376

2016

Jan --- Nov Filings

	2015	2016	% Change	Trending
Civil	258	247	-4.3%	▼
Criminal	869	837	-3.7%	▼
Other	223	292	30.9%	▲
Total	1,350	1,376	1.9%	▲

	Jan	Feb	Mar	Apr	May	Jun	Jul	Aug	Sep	Oct	Nov	Dec	Thru Nov	% Change	Trending	Total
2015	157	63	147	137	122	154	161	81	111	110	107	120	1,350			1,470
2016	167	99	125	184	94	110	84	142	114	126	131	-	1,376	1.9%	▲	1,376

		Jan	Feb	Mar	Apr	May	Jun	Jul	Aug	Sep	Oct	Nov	Dec	Thru Nov	% Change	Trending	Total
Administrative Law	2015	-	-	1	-	-	-	-	-	-	2	-	-	3			3
Contested Divorce	2015	3	3	1	2	1	1	2	2	3	1	-	-	19			19
	2016	4	3	-	1	-	-	2	1	-	-	4	-	15	-21.1%	▼	15
Domestic and Family - Level 1	2015	-	-	-	-	-	2	3	-	4	4	-	11	13			24
	2016	-	-	-	1	-	-	-	5	7	3	3	-	19	46.2%	▲	19
Domestic and Family - Level 2	2015	-	-	-	-	1	-	-	-	-	-	1	1	2			3
	2016	2	-	1	-	1	-	-	-	-	1	1	-	6	200.0%	▲	6
General Civil - Level 1	2015	-	-	-	-	-	1	-	-	1	-	3	1	5			6
	2016	-	-	-	-	-	-	1	-	-	-	-	-	1	-80.0%	▼	1
General Civil - Level 2	2015	2	2	2	-	5	6	5	-	-	1	5	-	28			28
	2016	2	3	3	1	6	3	6	4	-	-	1	-	29	3.6%	▲	29
General Civil - Level 3	2015	1	2	1	1	1	-	1	3	2	-	1	1	13			14
	2016	3	-	-	-	-	1	1	-	4	4	4	-	17	30.8%	▲	17
Miscellaneous	2015	42	22	42	24	31	31	27	30	28	35	26	71	338			409
	2016	53	45	36	37	25	30	36	19	25	48	30	-	384	13.6%	▲	384
Misdemeanor	2015	26	4	23	12	13	21	33	9	10	13	9	12	173			185
	2016	12	21	26	17	11	13	11	25	16	9	21	-	182	5.2%	▲	182
Non-Capital Felonies and Related Matters	2015	76	30	65	92	65	78	84	28	61	52	47	21	678			699
	2016	78	22	44	122	43	52	23	72	60	58	61	-	635	-6.3%	▼	635
Other	2015	-	-	-	-	-	-	-	1	-	-	-	1	1			2
	2016	-	-	1	-	-	-	2	-	-	-	-	-	3	200.0%	▲	3
Other Criminally Related Matters	2015	2	-	2	1	1	2	2	4	-	-	4	-	18			18
	2016	4	-	5	-	3	5	-	4	1	-	2	-	24	33.3%	▲	24
Probates/Wills and Trusts - Level 2	2015	-	-	2	1	1	1	2	-	-	-	1	-	8			8
	2016	2	1	-	1	-	1	-	5	-	-	-	-	10	25.0%	▲	10
Protective Orders	2015	-	-	-	-	-	-	-	-	-	-	2	-	2			2
	2016	-	-	-	-	-	-	-	3	-	-	1	-	4	100.0%	▲	4
Uncontested Divorce	2015	5	-	8	4	3	11	2	4	2	2	8	1	49			50
	2016	7	4	9	4	5	5	2	4	1	3	3	-	47	-4.1%	▼	47

Court: Amelia Circuit

Start/End Date: Jan-15 / Nov-16

2015 Average Month: 67

Jan-Nov 2015: 713

Filings Trending: ↔

Circuit/Court ID: 11

211007

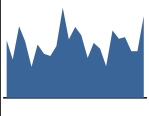
Type of Case: Filings

2016 Average Month:66

Jan-Nov 2016 : 721

Overall AVG. Month: 66

Monthly Summary



Jan 15-Nov 16

Totals

	2015	2016
Civil	121	105
Criminal	333	259
Other	344	357
Total	798	721

Jan --- Nov Filings

713

2015

721

2016

Jan --- Nov Filings

	2015	2016	% Change	Trending
Civil	116	105	-9.5%	▼
Criminal	309	259	-16.2%	▼
Other	288	357	24.0%	▲
Total	713	721	1.1%	▲

	Jan	Feb	Mar	Apr	May	Jun	Jul	Aug	Sep	Oct	Nov	Dec	Thru Nov	% Change	Trending	Total
2015	69	46	86	68	37	64	53	50	62	108	70	85	713			798
2016	75	48	66	59	38	81	71	73	56	56	98	-	721	1.1%	▲	721

		Jan	Feb	Mar	Apr	May	Jun	Jul	Aug	Sep	Oct	Nov	Dec	Thru Nov	% Change	Trending	Total
Contested Divorce	2015	-	-	3	1	-	-	1	-	4	-	-	-	9			9
	2016	-	2	1	-	3	2	1	2	-	1	1	-	13	44.4%	▲	13
Domestic and Family - Level 1	2015	1	2	5	2	1	-	-	1	-	2	2	-	16			16
	2016	3	-	-	-	1	3	-	2	1	1	-	-	11	-31.3%	▼	11
Domestic and Family - Level 2	2015	1	-	1	-	1	2	-	1	-	-	-	1	6			7
General Civil - Level 1	2015	-	-	-	-	-	1	-	-	1	1	-	-	3			3
	2016	-	-	-	-	-	-	-	-	-	-	-	-	-			-
General Civil - Level 2	2015	4	1	2	2	-	1	2	1	1	-	1	-	15			15
	2016	-	-	2	-	-	1	2	2	2	-	2	-	11	-26.7%	▼	11
General Civil - Level 3	2015	1	2	-	1	1	-	2	-	-	1	1	-	9			9
	2016	-	-	-	-	-	-	-	1	1	1	-	-	3	-66.7%	▼	3
Miscellaneous	2015	47	22	32	22	14	30	26	28	26	23	38	56	308			364
	2016	44	32	36	32	18	28	40	27	39	28	47	-	371	20.5%	▲	371
Misdemeanor	2015	8	2	2	8	8	5	7	9	10	5	9	4	73			77
	2016	10	2	10	10	5	6	6	6	4	-	13	-	72	-1.4%	▼	72
Non-Capital Felonies and Related Matters	2015	3	10	36	31	8	10	13	6	13	69	15	18	214			232
	2016	17	6	14	13	3	32	15	22	6	12	27	-	167	-22.0%	▼	167
Other	2015	2	2	-	-	1	6	-	-	-	1	-	1	12			13
	2016	-	1	1	2	5	4	-	4	-	8	-	-	25	108.3%	▲	25
Other Criminally Related Matters	2015	1	-	3	-	2	4	-	3	4	3	2	2	22			24
	2016	1	3	1	-	3	1	2	5	1	-	3	-	20	-9.1%	▼	20
Probates/Wills and Trusts - Level 2	2015	-	-	1	-	-	1	-	-	-	-	-	-	2			2
	2016	-	-	1	-	-	-	-	-	-	-	-	-	1	-50.0%	▼	1
Protective Orders	2016	-	-	-	-	-	-	1	-	-	-	-	-	1			1
Uncontested Divorce	2015	1	5	1	1	1	4	2	1	3	3	2	3	24			27
	2016	-	2	-	2	-	4	4	2	2	5	5	-	26	8.3%	▲	26

Court: Dinwiddie Circuit

Start/End Date: Jan-15 / Nov-16

2015 Average Month: 137

Jan-Nov 2015: 1,496

Filings Trending: ↔

Circuit/Court ID: 11

211053

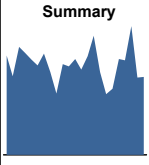
Type of Case: Filings

2016 Average Month:135

Jan-Nov 2016 : 1,481

Overall AVG. Month: 136

Monthly Summary



Jan 15-Nov 16

Totals

	2015	2016
Civil	414	432
Criminal	678	552
Other	548	497
Total	1,640	1,481

Jan --- Nov Filings

1,496

2015

1,481

2016

Jan --- Nov Filings

	2015	2016	% Change	Trending
Civil	387	432	11.6%	▲
Criminal	645	552	-14.4%	▼
Other	464	497	7.1%	▲
Total	1,496	1,481	-1.0%	▼

	Jan	Feb	Mar	Apr	May	Jun	Jul	Aug	Sep	Oct	Nov	Dec	Thru Nov	% Change	Trending	Total
2015	149	118	162	153	143	134	152	124	92	136	133	144	1,496			1,640
2016	128	148	179	124	91	99	144	142	193	116	117	-	1,481	-1.0%	▼	1,481

		Jan	Feb	Mar	Apr	May	Jun	Jul	Aug	Sep	Oct	Nov	Dec	Thru Nov	% Change	Trending	Total
Administrative Law	2015	1	-	-	1	-	1	1	1	-	-	-	-	5			5
	2016	-	-	1	-	-	-	1	3	1	-	1	-	7	40.0%	▲	7
Capital Murder	2015	-	1	-	-	-	-	-	-	-	-	-	-	1			1
	2016	1	2	1	1	4	5	5	-	1	1	2	5	23			28
Contested Divorce	2015	2	2	2	3	5	1	1	2	3	1	2	-	24	4.3%	▲	24
	2016	-	2	7	2	5	4	1	-	4	8	3	3	36			39
Domestic and Family - Level 1	2015	-	6	9	6	-	1	4	15	11	1	-	-	53	47.2%	▲	53
	2016	2	1	4	-	-	3	1	2	2	1	2	2	18			20
Domestic and Family - Level 2	2015	2	-	-	1	1	1	39	5	2	3	-	-	54	200.0%	▲	54
	2016	-	3	1	-	-	-	1	-	-	-	-	-	5			5
General Civil - Level 1	2015	3	-	7	2	2	7	3	6	5	4	3	3	42			45
	2016	1	3	6	2	8	2	2	6	1	2	2	-	35	-16.7%	▼	35
General Civil - Level 2	2015	6	5	4	4	12	6	2	11	7	5	21	-	83			83
	2016	9	4	3	4	3	7	4	10	8	4	1	-	57	-31.3%	▼	57
General Civil - Level 3	2015	58	59	60	48	44	51	53	46	44	56	48	92	567			659
	2016	68	71	87	51	37	25	50	52	63	55	56	-	615	8.5%	▲	615
Miscellaneous	2015	25	10	16	23	25	22	16	11	6	20	18	11	192			203
	2016	8	19	22	20	14	20	16	13	19	16	18	-	185	-3.6%	▼	185
Misdemeanor	2015	36	30	52	56	34	26	65	36	14	26	25	18	400			418
	2016	30	30	38	30	14	24	19	21	79	20	29	-	334	-16.5%	▼	334
Non-Capital Felonies and Related Matters	2015	1	1	-	-	-	-	-	-	1	-	1	-	4			4
	2016	-	-	-	-	-	1	-	-	1	2	-	-	4	0.0%	↔	4
Other	2015	5	4	4	8	5	4	3	5	3	8	5	4	54			58
	2016	1	1	3	2	3	7	1	7	1	5	3	-	34	-37.0%	▼	34
Other Criminally Related Matters	2016	-	-	-	-	-	-	-	-	-	-	1	-	1			1
	2015	1	-	1	-	1	-	-	3	1	-	-	-	7			7
Probates/Wills and Trusts - Lev	2016	1	-	1	-	-	-	-	1	-	-	-	-	3	-57.1%	▼	3
	2015	10	3	6	8	11	5	2	3	4	7	5	6	64			70
Probates/Wills and Trusts - Level 2	2016	6	9	6	5	6	10	6	7	4	7	4	-	70	9.4%	▲	70
	2015	10	3	6	8	11	5	2	3	4	7	5	6	64			70
Uncontested Divorce	2016	6	9	6	5	6	10	6	7	4	7	4	-	70	9.4%	▲	70
	2015	10	3	6	8	11	5	2	3	4	7	5	6	64			70

Court: Nottoway Circuit

Start/End Date: Jan-15 / Nov-16

2015 Average Month: 65

Jan-Nov 2015: 717

Filings Trending: ▲

Circuit/Court ID: 11

211135

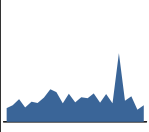
Type of Case: Filings

2016 Average Month:78

Jan-Nov 2016 : 856

Overall AVG. Month: 71

Monthly Summary



Jan 15-Nov 16

Totals

	2015	2016
Civil	207	177
Criminal	319	417
Other	249	262
Total	775	856

Jan --- Nov Filings

717

2015

856

2016

Jan --- Nov Filings

	2015	2016	% Change	Trending
Civil	194	177	-8.8%	▼
Criminal	304	417	37.2%	▲
Other	219	262	19.6%	▲
Total	717	856	19.4%	▲

	Jan	Feb	Mar	Apr	May	Jun	Jul	Aug	Sep	Oct	Nov	Dec	Thru Nov	% Change	Trending	Total
2015	41	50	68	43	60	56	73	98	89	55	84	58	717			775
2016	74	71	85	57	83	55	206	63	76	36	50	-	856	19.4%	▲	856

		Jan	Feb	Mar	Apr	May	Jun	Jul	Aug	Sep	Oct	Nov	Dec	Thru Nov	% Change	Trending	Total
Administrative Law	2015	-	-	-	-	-	-	-	-	1	-	1	-	2			2
	2016	-	-	-	-	-	-	1	-	2	-	-	-	3	50.0%	▲	3
Contested Divorce	2015	1	1	1	2	1	-	1	-	2	1	1	3	11			14
	2016	-	1	-	1	-	-	-	2	1	-	1	-	6	-45.5%	▼	6
Domestic and Family - Level 1	2015	1	2	-	3	2	2	2	-	-	1	1	4	14			18
	2016	1	-	-	3	-	-	-	-	-	2	1	-	7	-50.0%	▼	7
Domestic and Family - Level 2	2015	-	1	-	-	-	-	-	1	-	-	-	-	2			2
	2016	-	-	-	3	1	-	-	-	-	-	-	-	4	100.0%	▲	4
General Civil - Level 1	2015	-	1	-	-	-	-	-	-	-	-	-	1	1			2
	2016	-	-	-	-	-	1	-	-	-	-	-	-	1	0.0%	↔	1
General Civil - Level 2	2015	2	1	-	5	2	1	3	4	3	3	1	-	25			25
	2016	1	3	3	4	1	4	2	3	2	1	1	-	25	0.0%	↔	25
General Civil - Level 3	2015	2	2	4	1	-	3	-	15	1	8	3	2	39			41
	2016	-	1	5	3	1	4	4	12	4	3	1	-	38	-2.6%	▼	38
Miscellaneous	2015	23	14	43	15	16	30	24	28	24	23	27	33	267			300
	2016	50	44	33	25	19	15	30	18	32	18	28	-	312	16.9%	▲	312
Misdemeanor	2015	2	4	3	1	2	4	12	14	17	4	11	2	74			76
	2016	2	4	7	5	13	11	128	4	15	1	2	-	192	159.5%	▲	192
Non-Capital Felonies and Related Matters	2015	7	15	9	11	29	8	18	27	32	10	35	11	201			212
	2016	17	8	31	7	43	17	33	14	13	9	13	-	205	2.0%	▲	205
Other	2015	-	1	1	1	3	-	6	1	2	-	-	-	15			15
	2016	-	-	2	1	-	1	4	2	-	-	-	-	10	-33.3%	▼	10
Other Criminally Related Matters	2015	-	5	1	1	2	3	5	6	2	1	3	2	29			31
	2016	1	3	1	2	3	1	1	4	6	-	2	-	24	-17.2%	▼	24
Probates/Wills and Trusts - Level 2	2015	-	-	-	-	-	-	-	1	1	-	-	-	2			2
	2016	-	3	-	-	1	-	-	1	-	-	1	-	6	200.0%	▲	6
Protective Orders	2016	-	-	1	-	-	-	-	-	-	-	-	-	1			1
Uncontested Divorce	2015	3	3	6	3	3	5	2	1	4	4	1	-	35			35
	2016	2	4	2	3	1	1	3	3	1	2	-	-	22	-37.1%	▼	22

Court: Powhatan Circuit

Start/End Date: Jan-15 / Nov-16

2015 Average Month: 109

Jan-Nov 2015: 1,130

Filings Trending: ▲

Circuit/Court ID: 11

211145


Type of Case: Filings

2016 Average Month:129

Jan-Nov 2016 : 1,416

Overall AVG. Month: 118

Monthly Summary

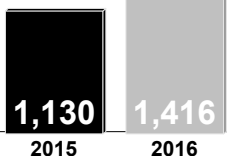


Jan 15-Nov 16

Totals

	2015	2016
Civil	285	343
Criminal	316	280
Other	708	793
Total	1,309	1,416

Jan --- Nov Filings



1,130 2015 1,416 2016

Jan --- Nov Filings

	2015	2016	% Change	Trending
Civil	266	343	28.9%	▲
Criminal	286	280	-2.1%	▼
Other	578	793	37.2%	▲
Total	1,130	1,416	25.3%	▲

	Jan	Feb	Mar	Apr	May	Jun	Jul	Aug	Sep	Oct	Nov	Dec	Thru Nov	% Change	Trending	Total
2015	92	103	115	83	87	112	93	85	114	106	140	179	1,130			1,309
2016	149	157	150	155	114	99	92	143	106	142	109	-	1,416	25.3%	▲	1,416

		Jan	Feb	Mar	Apr	May	Jun	Jul	Aug	Sep	Oct	Nov	Dec	Thru Nov	% Change	Trending	Total
Administrative Law	2016	1	-	-	-	-	-	-	-	-	-	-	-	1			1
Contested Divorce	2015	1	5	6	4	5	2	1	3	2	2	3	2	34			36
	2016	1	4	3	1	6	3	2	3	-	2	-	-	25	-26.5%	▼	25
Domestic and Family - Level 1	2015	-	-	-	-	-	-	2	1	2	3	4	4	12			16
	2016	1	2	14	3	3	4	7	6	5	7	6	-	58	383.3%	▲	58
Domestic and Family - Level 2	2015	1	-	-	1	-	-	4	1	3	1	2	-	13			13
	2016	-	-	2	-	-	1	-	-	2	-	-	-	5	-61.5%	▼	5
General Civil - Level 1	2015	-	-	1	-	-	-	-	-	-	-	-	-	1			1
General Civil - Level 2	2015	6	6	7	2	3	2	8	5	5	2	6	4	52			56
	2016	3	2	2	3	5	11	3	4	8	2	3	-	46	-11.5%	▼	46
General Civil - Level 3	2015	2	3	1	2	2	1	1	1	1	2	-	1	16			17
	2016	6	2	-	2	-	2	1	2	4	16	3	-	38	137.5%	▲	38
Miscellaneous	2015	64	58	68	45	53	58	54	57	59	65	74	135	655			790
	2016	108	117	105	96	55	55	57	79	62	82	71	-	887	35.4%	▲	887
Misdemeanor	2015	2	11	5	1	8	5	3	2	5	5	9	6	56			62
	2016	2	2	7	6	5	1	2	8	4	7	5	-	49	-12.5%	▼	49
Non-Capital Felonies and Related Matters	2015	13	14	15	18	13	32	13	8	21	17	33	23	197			220
	2016	22	19	3	34	28	14	11	24	12	18	11	-	196	-0.5%	▼	196
Other	2016	-	2	-	-	-	-	-	-	-	2	-	-	4			4
Other Criminally Related Matters	2015	1	2	3	3	-	6	-	2	10	1	5	1	33			34
	2016	-	3	3	5	2	4	3	9	3	1	5	-	38	15.2%	▲	38
Probates/Wills and Trusts - Lev	2016	-	-	-	-	1	-	1	-	1	-	-	-	3			3
Probates/Wills and Trusts - Level 2	2015	-	-	-	-	-	-	2	3	-	-	-	-	5			5
	2016	1	-	1	1	3	-	-	-	-	-	1	-	7	40.0%	▲	7
Protective Orders	2016	-	-	1	-	2	1	-	-	-	-	-	-	4			4
Uncontested Divorce	2015	2	4	9	7	3	6	5	2	6	8	4	3	56			59
	2016	4	4	9	4	4	3	5	8	5	5	4	-	55	-1.8%	▼	55

Court: Petersburg Circuit

Start/End Date: Jan-15 / Nov-16

2015 Average Month: 177

Jan-Nov 2015: 1,935

Filings Trending: ▲

Circuit/Court ID: 11

211730


Type of Case: Filings

2016 Average Month:187

Jan-Nov 2016 : 2,056

Overall AVG. Month: 182

Monthly Summary




Jan 15-Nov 16

Totals

	2015	2016
Civil	636	659
Criminal	1,271	1,168
Other	220	229
Total	2,127	2,056

Jan --- Nov Filings



20152016

Jan --- Nov Filings

	2015	2016	% Change	Trending
Civil	585	659	12.6%	▲
Criminal	1,161	1,168	0.6%	▲
Other	189	229	21.2%	▲
Total	1,935	2,056	6.3%	▲

	Jan	Feb	Mar	Apr	May	Jun	Jul	Aug	Sep	Oct	Nov	Dec	Thru Nov	% Change	Trending	Total
2015	121	142	231	194	180	191	165	173	162	215	161	192	1,935			2,127
2016	162	244	216	205	185	203	201	198	159	150	133	-	2,056	6.3%	▲	2,056

		Jan	Feb	Mar	Apr	May	Jun	Jul	Aug	Sep	Oct	Nov	Dec	Thru Nov	% Change	Trending	Total
Administrative Law	2015	1	1	-	4	1	2	-	-	1	1	-	2	11			13
	2016	-	-	1	-	1	2	-	1	2	2	-	-	9	-18.2%	▼	9
Capital Murder	2015	-	-	-	-	-	-	6	-	-	-	-	-	6			6
	2016	1	4	3	4	4	9	6	2	2	3	2	1	40			41
Contested Divorce	2015	1	5	7	-	4	6	-	1	2	2	-	-	28	-30.0%	▼	28
	2016	1	2	4	3	8	13	6	6	6	5	3	4	57			61
Domestic and Family - Level 1	2015	8	1	-	8	4	1	5	5	6	-	2	-	40	-29.8%	▼	40
	2016	-	-	1	2	1	1	-	-	1	-	1	1	7			8
Domestic and Family - Level 2	2015	13	2	4	3	2	2	-	-	-	2	3	-	31	342.9%	▲	31
	2016	-	-	-	-	2	1	3	1	1	3	-	-	11	175.0%	▲	11
General Civil - Level 1	2015	8	5	11	14	7	8	14	12	13	12	8	13	112			125
	2016	11	14	20	17	9	11	15	13	9	12	10	-	141	25.9%	▲	141
General Civil - Level 2	2015	4	6	11	10	9	12	5	12	4	6	7	8	86			94
	2016	17	8	8	3	3	8	4	5	4	7	6	-	73	-15.1%	▼	73
Miscellaneous	2015	33	29	29	24	20	38	35	34	44	37	30	42	353			395
	2016	27	61	49	42	29	42	35	52	31	33	43	-	444	25.8%	▲	444
Misdemeanor	2015	11	25	20	33	24	34	16	35	18	44	14	30	274			304
	2016	19	25	17	30	34	26	28	24	22	20	14	-	259	-5.5%	▼	259
Non-Capital Felonies and Related Matters	2015	36	59	114	77	81	55	67	50	42	78	85	74	744			818
	2016	53	95	74	64	72	69	77	78	52	53	27	-	714	-4.0%	▼	714
Other	2015	-	-	-	-	-	-	-	1	2	-	-	-	3			3
	2016	1	-	-	1	-	1	-	1	3	-	-	-	7	133.3%	▲	7
Other Criminally Related Matters	2015	20	7	23	17	13	11	7	14	20	18	5	8	155			163
	2016	7	25	21	30	17	27	20	13	17	6	22	-	205	32.3%	▲	205
Probates/Wills and Trusts - Level 1	2015	-	-	1	-	-	-	-	-	-	-	-	-	1			1
	2016	-	1	-	-	-	-	-	-	-	-	-	-	1	0.0%	↔	1
Probates/Wills and Trusts - Level 2	2015	1	1	1	2	1	-	1	2	-	2	2	1	13			14
	2016	1	-	1	-	1	1	2	-	1	1	2	-	10	-23.1%	▼	10
Protective Orders	2016	-	-	-	-	-	1	-	-	1	-	1	-	3			3
Uncontested Divorce	2015	5	3	13	3	10	6	8	5	9	9	4	6	75			81
	2016	4	7	14	7	7	5	6	4	8	9	3	-	74	-1.3%	▼	74



Court: Chesterfield Circuit

Start/End Date: Jan-15 / Nov-16

2015 Average Month: 1,208

Jan-Nov 2015: 13,291

Filings Trending: ▲

Circuit/Court ID: 12

212041

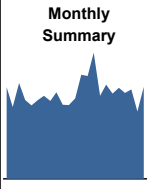
Type of Case: Filings

2016 Average Month: 1,394

Jan-Nov 2016 : 15,331

Overall AVG. Month: 1,297

Monthly Summary

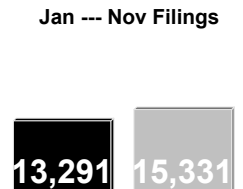


Jan 15-Nov 16

Totals

	2015	2016
Civil	3,811	3,740
Criminal	6,194	6,009
Other	4,493	5,582
Total	14,498	15,331

Jan --- Nov Filings



20152016

Jan --- Nov Filings

	2015	2016	% Change	Trending
Civil	3,474	3,740	7.7%	▲
Criminal	5,713	6,009	5.2%	▲
Other	4,104	5,582	36.0%	▲
Total	13,291	15,331	15.3%	▲

	Jan	Feb	Mar	Apr	May	Jun	Jul	Aug	Sep	Oct	Nov	Dec	Thru Nov	% Change	Trending	Total
2015	1,377	1,077	1,436	1,183	1,101	1,178	1,248	1,169	1,300	1,114	1,108	1,207	13,291			14,498
2016	1,564	1,543	1,896	1,247	1,412	1,280	1,366	1,290	1,342	1,011	1,380	-	15,331	15.3%	▲	15,331

		Jan	Feb	Mar	Apr	May	Jun	Jul	Aug	Sep	Oct	Nov	Dec	Thru Nov	% Change	Trending	Total
Administrative Law	2015	2	4	-	1	2	1	1	-	-	3	-	3	14			17
	2016	3	3	1	1	-	-	2	3	3	2	1	-	19	35.7%	▲	19
Capital Murder	2015	-	-	-	-	-	1	-	-	-	-	2	-	3			3
	2016	-	-	-	-	1	-	-	-	-	-	-	-	1	-66.7%	▼	1
Contested Divorce	2015	31	18	27	35	19	38	27	25	32	29	21	27	302			329
	2016	28	34	25	25	31	22	22	34	31	28	27	-	307	1.7%	▲	307
Domestic and Family - Level 1	2015	21	14	32	27	44	32	37	19	35	40	14	32	315			347
	2016	32	21	32	29	18	31	28	26	38	41	23	-	319	1.3%	▲	319
Domestic and Family - Level 2	2015	6	6	11	6	8	6	7	8	7	5	7	4	77			81
	2016	7	3	6	13	11	14	8	10	9	6	13	-	100	29.9%	▲	100
General Civil - Level 1	2015	1	4	2	1	1	1	1	1	1	2	2	4	17			21
	2016	-	3	2	4	-	2	-	1	1	-	-	-	13	-23.5%	▼	13
General Civil - Level 2	2015	35	50	44	56	56	62	62	41	53	42	51	59	552			611
	2016	39	62	70	40	45	43	42	49	44	42	47	-	523	-5.3%	▼	523
General Civil - Level 3	2015	11	20	24	20	47	40	30	18	19	15	14	17	258			275
	2016	16	19	17	26	18	69	18	25	19	10	21	-	258	0.0%	↔	258
Miscellaneous	2015	576	408	660	459	339	316	473	473	449	326	382	453	4,861			5,314
	2016	782	815	900	459	551	414	581	553	477	363	572	-	6,467	33.0%	▲	6,467
Misdemeanor	2015	180	122	165	123	113	177	158	124	166	122	153	128	1,603			1,731
	2016	138	103	228	121	151	165	145	140	154	101	161	-	1,607	0.2%	▲	1,607
Non-Capital Felonies and Related Matters	2015	383	301	304	312	347	367	318	316	388	379	339	330	3,754			4,084
	2016	379	337	436	372	436	344	371	309	378	291	388	-	4,041	7.6%	▲	4,041
Other	2015	17	28	25	40	23	33	30	40	27	47	31	51	341			392
	2016	50	27	25	33	27	35	47	38	36	31	29	-	378	10.9%	▲	378
Other Criminally Related Matters	2015	45	30	40	29	21	33	24	32	43	27	41	25	365			390
	2016	28	39	32	32	40	49	33	28	43	23	31	-	378	3.6%	▲	378
Probates/Wills and Trusts - Level 1	2015	1	-	1	2	-	1	1	-	1	-	3	-	10			10
	2016	1	1	-	-	2	-	1	-	1	-	1	-	7	-30.0%	▼	7
Probates/Wills and Trusts - Level 2	2015	6	10	9	5	12	6	8	3	9	13	6	6	87			93
	2016	5	3	12	4	9	4	2	6	10	5	1	-	61	-29.9%	▼	61
Protective Orders	2015	-	1	1	1	1	-	1	5	1	-	2	-	13			13
	2016	-	-	3	2	-	1	1	2	2	1	-	-	12	-7.7%	▼	12
Uncontested Divorce	2015	62	61	91	66	68	64	70	64	69	64	40	68	719			787
	2016	56	73	107	86	72	87	65	66	96	67	65	-	840	16.8%	▲	840

Court: Colonial Heights Circuit

Start/End Date: Jan-15 / Nov-16

2015 Average Month: 154

Jan-Nov 2015: 1,711

Filings Trending: ▲

Circuit/Court ID: 12

212570


Type of Case: Filings

2016 Average Month:163

Jan-Nov 2016 : 1,789

Overall AVG. Month: 158

Monthly Summary




Jan 15-Nov 16

Totals

	2015	2016
Civil	294	258
Criminal	1,209	1,147
Other	344	384
Total	1,847	1,789

Jan --- Nov Filings



1,711 1,789

2015 2016

Jan --- Nov Filings

	2015	2016	% Change	Trending
Civil	262	258	-1.5%	▼
Criminal	1,152	1,147	-	↔
Other	297	384	29.3%	▲
Total	1,711	1,789	4.6%	▲

	Jan	Feb	Mar	Apr	May	Jun	Jul	Aug	Sep	Oct	Nov	Dec	Thru Nov	% Change	Trending	Total
2015	144	182	129	183	138	121	149	189	120	176	180	136	1,711			1,847
2016	129	207	176	176	174	116	205	158	140	176	132	-	1,789	4.6%	▲	1,789

		Jan	Feb	Mar	Apr	May	Jun	Jul	Aug	Sep	Oct	Nov	Dec	Thru Nov	% Change	Trending	Total
Administrative Law	2015	-	1	-	-	-	-	1	-	-	-	-	-	2			2
	2016	-	-	2	-	-	1	-	1	-	-	-	-	4	100.0%	▲	4
Contested Divorce	2015	3	1	2	1	3	2	5	1	4	4	4	6	30			36
	2016	-	2	2	2	2	-	4	1	3	-	3	-	19	-36.7%	▼	19
Domestic and Family - Level 1	2015	2	-	2	2	-	-	3	3	2	5	5	6	24			30
	2016	1	4	-	1	1	2	3	2	-	1	1	-	16	-33.3%	▼	16
Domestic and Family - Level 2	2015	-	-	-	-	1	-	1	-	-	-	1	-	3			3
	2016	-	-	-	1	1	2	2	-	-	1	-	-	7	133.3%	▲	7
General Civil - Level 1	2015	-	-	-	-	-	-	2	-	-	-	-	-	2			2
	2016	-	-	1	-	-	-	-	-	-	-	-	-	1	-50.0%	▼	1
General Civil - Level 2	2015	2	3	4	2	2	2	-	2	-	1	1	3	19			22
	2016	1	2	-	5	3	1	-	2	2	2	2	-	20	5.3%	▲	20
General Civil - Level 3	2015	-	-	2	3	2	1	-	5	1	3	-	6	17			23
	2016	2	2	1	1	1	2	2	4	1	3	2	-	21	23.5%	▲	21
Miscellaneous	2015	33	32	34	29	21	21	33	26	21	38	32	52	320			372
	2016	38	59	49	32	33	33	34	38	27	24	38	-	405	26.6%	▲	405
Misdemeanor	2015	37	23	26	35	49	35	35	26	19	44	42	19	371			390
	2016	22	28	42	35	58	25	51	32	43	29	32	-	397	7.0%	▲	397
Non-Capital Felonies and Related Matters	2015	45	106	41	83	51	33	55	101	55	59	84	32	713			745
	2016	42	94	54	81	53	35	95	61	46	97	31	-	689	-3.4%	▼	689
Other	2015	15	5	10	11	3	5	2	7	7	4	5	2	74			76
	2016	8	6	7	4	3	7	3	7	9	9	8	-	71	-4.1%	▼	71
Other Criminally Related Matters	2015	3	7	-	8	2	11	7	11	2	14	3	6	68			74
	2016	10	4	5	5	9	3	7	7	5	5	5	-	65	-4.4%	▼	65
Probates/Wills and Trusts - Lev	2016	-	-	1	-	-	-	-	-	-	-	-	-	1			1
Probates/Wills and Trusts - Level 2	2015	1	1	-	1	1	-	-	1	-	1	-	1	6			7
	2016	-	-	-	2	-	1	-	1	-	-	-	-	4	-33.3%	▼	4
Protective Orders	2016	-	-	-	2	1	-	-	-	-	-	-	-	3			3
Uncontested Divorce	2015	3	3	8	8	3	11	5	6	9	3	3	3	62			65
	2016	5	6	12	5	9	4	4	2	4	5	10	-	66	6.5%	▲	66

Court: Richmond Circuit

Start/End Date: Jan-15 / Nov-16

2015 Average Month: 1,201

Jan-Nov 2015: 13,354

Filings Trending: ↔

Circuit/Court ID: 13

213760


Type of Case: Filings

2016 Average Month:1,216

Jan-Nov 2016 : 13,372

Overall AVG. Month: 1,208

Monthly Summary



Jan 15-Nov 16

Totals

	2015	2016
Civil	4,695	4,527
Criminal	6,468	5,952
Other	3,249	2,893
Total	14,412	13,372

Jan --- Nov Filings

13,354

2015

13,372

2016

Jan --- Nov Filings

	2015	2016	% Change	Trending
Civil	4,308	4,527	5.1%	▲
Criminal	6,069	5,952	-1.9%	▼
Other	2,977	2,893	-2.8%	▼
Total	13,354	13,372	-	↔

		Jan	Feb	Mar	Apr	May	Jun	Jul	Aug	Sep	Oct	Nov	Dec	Thru Nov	% Change	Trending	Total
2015		1,224	1,110	1,362	1,252	1,118	1,375	1,339	1,204	1,063	1,230	1,077	1,058	13,354			14,412
2016		1,110	1,237	1,368	1,198	1,281	1,388	1,046	1,277	1,165	1,161	1,141	-	13,372	0.1%	▲	13,372

		Jan	Feb	Mar	Apr	May	Jun	Jul	Aug	Sep	Oct	Nov	Dec	Thru Nov	% Change	Trending	Total
Administrative Law	2015	2	3	3	1	1	3	5	2	-	8	3	4	31			35
	2016	2	1	1	1	7	2	2	6	5	7	6	-	40	29.0%	▲	40
Capital Murder	2015	-	3	2	-	-	-	-	-	-	-	-	-	5			5
	2016	1	2	-	2	-	-	-	-	-	-	-	-	5	0.0%	↔	5
Contested Divorce	2015	16	17	24	21	15	26	15	17	15	11	15	14	192			206
	2016	16	24	18	18	17	12	13	24	18	14	12	-	186	-3.1%	▼	186
Domestic and Family - Level 1	2015	12	4	12	10	10	14	26	16	18	14	10	33	146			179
	2016	6	17	39	19	19	20	11	17	12	14	24	-	198	35.6%	▲	198
Domestic and Family - Level 2	2015	10	10	9	9	14	6	14	8	9	11	5	25	105			130
	2016	10	16	15	9	28	13	19	13	16	19	14	-	172	63.8%	▲	172
General Civil - Level 1	2015	1	3	7	8	3	4	7	2	6	4	7	8	52			60
	2016	1	5	5	2	6	4	5	9	10	3	8	-	58	11.5%	▲	58
General Civil - Level 2	2015	93	80	93	90	107	115	132	101	95	111	76	94	1,093			1,187
	2016	90	104	141	102	133	107	101	81	109	100	109	-	1,177	7.7%	▲	1,177
General Civil - Level 3	2015	37	47	33	33	31	42	55	44	27	25	30	35	404			439
	2016	27	39	41	36	41	41	40	45	37	48	38	-	433	7.2%	▲	433
Miscellaneous	2015	195	199	329	272	223	261	236	235	250	251	228	259	2,679			2,938
	2016	214	300	311	262	244	255	229	265	227	237	235	-	2,779	3.7%	▲	2,779
Misdemeanor	2015	124	90	101	104	84	106	132	101	91	117	79	85	1,129			1,214
	2016	109	86	62	85	115	91	79	82	83	89	57	-	938	-16.9%	▼	938
Non-Capital Felonies and Related Matters	2015	483	397	442	396	342	427	421	415	391	386	365	281	4,465			4,746
	2016	421	313	444	341	367	566	288	468	368	384	425	-	4,385	-1.8%	▼	4,385
Other	2015	163	162	223	175	207	252	210	175	120	161	185	139	2,033			2,172
	2016	159	166	171	144	165	178	168	165	187	156	146	-	1,805	-11.2%	▼	1,805
Other Criminally Related Matters	2015	56	35	34	76	41	56	38	41	6	86	29	34	498			532
	2016	19	103	51	122	91	48	47	41	45	53	28	-	648	30.1%	▲	648
Probates/Wills and Trusts - Level 1	2015	-	-	1	1	1	1	1	-	1	1	-	-	7			7
	2016	-	1	-	-	-	-	1	-	-	1	1	-	4	-42.9%	▼	4
Probates/Wills and Trusts - Level 2	2015	7	12	8	6	9	11	7	7	6	9	5	19	87			106
	2016	8	12	12	13	13	12	6	14	12	11	8	-	121	39.1%	▲	121
Uncontested Divorce	2015	25	48	41	50	30	51	40	40	28	35	40	28	428			456
	2016	27	48	57	42	35	39	37	47	36	25	30	-	423	-1.2%	▼	423

Court: Henrico Circuit

Start/End Date: Jan-15 / Nov-16

2015 Average Month: 1,010

Jan-Nov 2015: 10,862

Filings Trending: ▲

Circuit/Court ID: 14

214087


Type of Case: Filings

2016 Average Month:1,073

Jan-Nov 2016 : 11,804

Overall AVG. Month: 1,040

Monthly Summary



Jan 15-Nov 16

Totals

	2015	2016
Civil	3,626	3,641
Criminal	5,301	4,868
Other	3,198	3,295
Total	12,125	11,804

Jan --- Nov Filings

10,862

2015

11,804

2016

Jan --- Nov Filings

	2015	2016	% Change	Trending
Civil	3,337	3,641	9.1%	▲
Criminal	4,840	4,868	0.6%	▲
Other	2,685	3,295	22.7%	▲
Total	10,862	11,804	8.7%	▲

	Jan	Feb	Mar	Apr	May	Jun	Jul	Aug	Sep	Oct	Nov	Dec	Thru Nov	% Change	Trending	Total
2015	913	951	1,064	1,052	1,035	1,013	949	976	955	1,105	849	1,263	10,862			12,125
2016	1,005	1,131	1,256	1,136	1,042	1,041	1,130	1,101	1,042	940	980	-	11,804	8.7%	▲	11,804

		Jan	Feb	Mar	Apr	May	Jun	Jul	Aug	Sep	Oct	Nov	Dec	Thru Nov	% Change	Trending	Total
Administrative Law	2015	1	1	-	2	-	-	1	-	-	1	3	1	9			10
	2016	3	1	1	-	-	2	3	-	1	-	2	-	13	44.4%	▲	13
Capital Murder	2015	-	-	-	-	1	-	-	-	-	-	-	-	1			1
	2016	-	1	-	-	2	-	-	-	-	-	-	-	3	200.0%	▲	3
Contested Divorce	2015	31	25	40	22	22	35	28	28	29	23	16	16	299			315
	2016	15	32	33	19	25	30	21	39	23	18	28	-	283	-5.4%	▼	283
Domestic and Family - Level 1	2015	11	7	10	10	9	25	16	18	14	25	20	19	165			184
	2016	9	20	23	23	12	24	17	27	25	19	14	-	213	29.1%	▲	213
Domestic and Family - Level 2	2015	4	7	9	16	6	7	9	8	9	8	8	10	91			101
	2016	10	6	24	24	5	13	6	9	14	10	14	-	135	48.4%	▲	135
General Civil - Level 1	2015	5	2	-	1	2	1	-	3	3	4	-	2	21			23
	2016	4	8	2	2	5	1	3	3	3	2	2	-	35	66.7%	▲	35
General Civil - Level 2	2015	35	52	44	55	61	54	53	38	68	44	44	55	548			603
	2016	49	65	58	61	53	38	59	57	61	42	38	-	581	6.0%	▲	581
General Civil - Level 3	2015	11	20	25	26	20	27	21	44	18	25	19	21	256			277
	2016	15	31	26	21	28	15	16	16	22	28	19	-	237	-7.4%	▼	237
Miscellaneous	2015	290	340	386	318	325	305	280	323	305	362	312	564	3,546			4,110
	2016	453	478	447	382	335	382	413	410	327	330	387	-	4,344	22.5%	▲	4,344
Misdemeanor	2015	79	104	124	96	118	160	102	110	117	137	79	128	1,226			1,354
	2016	90	69	109	115	95	93	88	100	99	118	100	-	1,076	-12.2%	▼	1,076
Non-Capital Felonies and Related Matters	2015	307	256	291	374	341	247	292	283	260	346	228	298	3,225			3,523
	2016	256	285	363	356	321	306	356	286	336	207	250	-	3,322	3.0%	▲	3,322
Other	2015	31	27	29	25	20	32	30	35	24	38	29	36	320			356
	2016	25	25	31	29	29	29	37	35	26	30	29	-	325	1.6%	▲	325
Other Criminally Related Matters	2015	41	31	33	33	45	48	36	32	37	31	37	36	404			440
	2016	34	39	39	35	48	46	42	50	38	61	46	-	478	18.3%	▲	478
Probates/Wills and Trusts - Level 1	2015	-	-	-	-	-	1	1	1	1	1	-	-	5			5
	2016	1	-	2	1	-	-	1	1	2	-	-	-	8	60.0%	▲	8
Probates/Wills and Trusts - Level 2	2015	10	12	-	5	5	12	9	8	7	5	6	7	79			86
	2016	3	10	8	11	14	11	11	8	8	14	6	-	104	31.6%	▲	104
Protective Orders	2015	-	-	-	-	-	-	-	-	-	2	-	1	2			3
	2016	1	-	2	-	-	-	-	-	3	-	1	-	7	250.0%	▲	7
Uncontested Divorce	2015	57	67	73	69	60	59	71	45	63	53	48	69	665			734
	2016	37	61	88	57	70	51	57	60	54	61	44	-	640	-3.8%	▼	640

Court: Caroline Circuit

Start/End Date: Jan-15 / Nov-16

2015 Average Month: 175

Jan-Nov 2015: 1,908

Filings Trending: ▲

Circuit/Court ID: 15

215033


Type of Case: Filings

2016 Average Month:184

Jan-Nov 2016 : 2,023

Overall AVG. Month: 179

Monthly Summary




Jan 15-Nov 16

Totals

	2015	2016
Civil	382	402
Criminal	1,026	955
Other	690	666
Total	2,098	2,023

Jan --- Nov Filings



20152016

Jan --- Nov Filings

	2015	2016	% Change	Trending
Civil	350	402	14.9%	▲
Criminal	981	955	-2.7%	▼
Other	577	666	15.4%	▲
Total	1,908	2,023	6.0%	▲

	Jan	Feb	Mar	Apr	May	Jun	Jul	Aug	Sep	Oct	Nov	Dec	Thru Nov	% Change	Trending	Total
2015	211	144	259	164	205	183	139	182	156	132	133	190	1,908			2,098
2016	144	195	202	169	183	178	203	157	256	166	170	-	2,023	6.0%	▲	2,023

		Jan	Feb	Mar	Apr	May	Jun	Jul	Aug	Sep	Oct	Nov	Dec	Thru Nov	% Change	Trending	Total
Administrative Law	2015	-	-	1	2	-	-	-	-	-	-	-	-	3			3
	2016	1	-	-	-	-	-	-	1	-	-	1	-	3	0.0%	↔	3
Capital Murder	2015	1	-	-	-	-	-	-	-	-	-	-	-	1			1
	2016	1	-	-	-	-	-	-	-	-	-	-	-	1			1
Contested Divorce	2015	1	2	3	-	1	2	2	1	1	3	-	1	16			17
	2016	-	4	1	1	2	1	1	2	1	-	-	-	13	-18.8%	▼	13
Domestic and Family - Level 1	2015	1	1	6	1	4	3	13	15	4	2	7	12	57			69
	2016	6	-	3	6	7	5	4	1	18	4	7	-	61	7.0%	▲	61
Domestic and Family - Level 2	2015	-	1	-	1	3	2	1	1	2	-	-	1	11			12
	2016	1	1	1	-	6	1	1	1	-	-	-	-	12	9.1%	▲	12
General Civil - Level 1	2015	-	-	-	-	-	2	-	-	1	-	-	1	3			4
	2016	1	-	-	-	-	2	-	1	-	-	-	-	4	33.3%	▲	4
General Civil - Level 2	2015	10	6	3	4	6	4	6	3	8	4	1	3	55			58
	2016	5	4	1	7	6	6	10	4	2	3	5	-	53	-3.6%	▼	53
General Civil - Level 3	2015	2	-	6	3	2	3	1	4	4	5	-	2	30			32
	2016	2	3	6	2	6	9	12	11	2	2	4	-	59	96.7%	▲	59
Miscellaneous	2015	44	49	73	54	55	52	53	57	48	48	44	83	577			660
	2016	73	69	78	70	51	59	62	53	69	56	43	-	683	18.4%	▲	683
Misdemeanor	2015	26	18	20	13	19	21	16	24	13	13	30	18	213			231
	2016	8	33	28	18	14	18	21	10	49	17	32	-	248	16.4%	▲	248
Non-Capital Felonies and Related Matters	2015	115	40	119	70	90	74	34	50	54	36	32	20	714			734
	2016	39	54	55	44	78	49	72	44	89	58	63	-	645	-9.7%	▼	645
Other	2015	5	13	18	6	16	6	9	13	13	11	7	39	117			156
	2016	2	12	14	9	6	14	10	9	12	14	5	-	107	-8.5%	▼	107
Other Criminally Related Matters	2015	2	8	5	7	4	10	-	3	6	6	3	7	54			61
	2016	3	9	5	4	3	6	4	3	10	9	8	-	64	18.5%	▲	64
Probates/Wills and Trusts - Level 2	2015	2	1	3	-	-	-	-	9	1	-	5	-	21			21
	2016	2	1	5	2	-	-	1	11	1	-	-	-	23	9.5%	▲	23
Protective Orders	2016	-	-	-	-	-	-	-	-	-	-	1	-	1			1
Uncontested Divorce	2015	2	5	2	3	5	4	4	2	1	4	4	3	36			39
	2016	1	5	5	6	4	8	5	6	3	3	1	-	47	30.6%	▲	47

Court: Essex Circuit

Start/End Date: Jan-15 / Nov-16

2015 Average Month: 50

Jan-Nov 2015: 565

Filings Trending: ↔

Circuit/Court ID: 15

215057

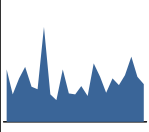
Type of Case: Filings

2016 Average Month:51

Jan-Nov 2016 : 562

Overall AVG. Month: 50

Monthly Summary



Jan 15-Nov 16

Totals

	2015	2016
Civil	137	109
Criminal	282	305
Other	179	148
Total	598	562

Jan --- Nov Filings

565

2015

562

2016

Jan --- Nov Filings

	2015	2016	% Change	Trending
Civil	134	109	-18.7%	▼
Criminal	271	305	12.5%	▲
Other	160	148	-7.5%	▼
Total	565	562	-0.5%	▼

	Jan	Feb	Mar	Apr	May	Jun	Jul	Aug	Sep	Oct	Nov	Dec	Thru Nov	% Change	Trending	Total
2015	63	33	52	66	42	39	114	33	26	63	34	33	565			598
2016	43	31	70	54	35	52	44	56	78	54	45	-	562	-0.5%	▼	562

		Jan	Feb	Mar	Apr	May	Jun	Jul	Aug	Sep	Oct	Nov	Dec	Thru Nov	% Change	Trending	Total
Administrative Law	2016	-	-	-	-	-	-	-	-	-	-	1	-	1			1
Contested Divorce	2015	1	1	-	2	-	1	-	-	1	-	1	-	7			7
	2016	-	-	1	-	1	1	1	-	-	-	1	-	5	-28.6%	▼	5
Domestic and Family - Level 1	2015	-	-	6	2	1	-	4	-	3	-	-	-	16			16
	2016	-	-	1	-	2	-	-	3	1	4	3	-	14	-12.5%	▼	14
Domestic and Family - Level 2	2015	-	-	-	-	-	1	-	-	-	-	-	-	1			1
	2016	-	-	-	-	-	1	-	-	-	-	-	-	1	0.0%	↔	1
General Civil - Level 1	2015	-	-	-	-	-	1	-	-	-	-	-	-	1			1
	2016	-	-	-	-	1	-	-	-	-	-	-	-	1	0.0%	↔	1
General Civil - Level 2	2015	1	2	2	1	2	3	3	4	1	3	2	-	24			24
	2016	2	1	2	2	4	3	3	4	2	1	1	-	25	4.2%	▲	25
General Civil - Level 3	2015	1	-	2	-	-	1	3	5	2	-	-	-	14			14
	2016	-	-	2	-	2	1	-	1	2	1	1	-	10	-28.6%	▼	10
Miscellaneous	2015	21	20	33	18	18	16	16	12	14	17	19	21	204			225
	2016	18	15	26	17	12	16	11	24	12	13	18	-	182	-10.8%	▼	182
Misdemeanor	2015	7	3	4	3	-	5	8	4	1	3	1	5	39			44
	2016	2	1	2	4	7	6	-	3	10	8	2	-	45	15.4%	▲	45
Non-Capital Felonies and Related Matters	2015	30	5	4	31	14	5	73	6	3	28	8	4	207			211
	2016	18	8	32	24	5	22	23	13	49	21	16	-	231	11.6%	▲	231
Other	2016	-	-	-	-	-	-	-	-	-	3	-	-	3			3
Other Criminally Related Matters	2015	1	-	-	5	1	3	3	2	-	9	2	2	26			28
	2016	2	3	4	5	-	-	3	6	2	2	2	-	29	11.5%	▲	29
Probates/Wills and Trusts - Level 2	2015	-	-	-	-	1	-	-	-	-	-	1	-	2			2
	2016	-	-	-	1	-	-	-	-	-	-	-	-	1	-50.0%	▼	1
Uncontested Divorce	2015	1	2	1	4	5	3	4	-	1	3	-	1	24			25
	2016	1	3	-	1	1	2	3	2	-	1	-	-	14	-41.7%	▼	14



Court: Hanover Circuit

Start/End Date: Jan-15 / Nov-16

2015 Average Month: 493

Jan-Nov 2015: 5,210

Filings Trending: ▲

Circuit/Court ID: 15

215085


Type of Case: Filings

2016 Average Month:528

Jan-Nov 2016 : 5,812

Overall AVG. Month: 510

Monthly Summary



Jan 15-Nov 16

Totals

	2015	2016
Civil	1,581	1,670
Criminal	2,398	2,172
Other	1,938	1,970
Total	5,917	5,812

Jan --- Nov Filings

5,210

2015

5,812

2016

Jan --- Nov Filings

	2015	2016	% Change	Trending
Civil	1,470	1,670	13.6%	▲
Criminal	2,164	2,172	-	↔
Other	1,576	1,970	25.0%	▲
Total	5,210	5,812	11.6%	▲

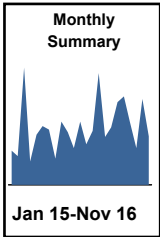
	Jan	Feb	Mar	Apr	May	Jun	Jul	Aug	Sep	Oct	Nov	Dec	Thru Nov	% Change	Trending	Total
2015	495	505	543	484	427	406	532	460	442	456	460	707	5,210			5,917
2016	536	644	623	466	498	463	579	503	548	466	486	-	5,812	11.6%	▲	5,812

		Jan	Feb	Mar	Apr	May	Jun	Jul	Aug	Sep	Oct	Nov	Dec	Thru Nov	% Change	Trending	Total
Administrative Law	2015	-	1	1	1	1	1	-	1	-	3	-	-	9			9
	2016	-	-	-	-	-	-	-	1	4	1	-	-	6	-33.3%	▼	6
Capital Murder	2015	-	-	2	-	-	-	-	-	-	-	-	-	2			2
	2016	-	-	-	-	-	-	-	-	-	-	-	-	-			-
Contested Divorce	2015	22	21	26	18	19	17	15	16	19	14	13	23	200			223
	2016	14	29	20	22	17	18	20	23	24	12	21	-	220	10.0%	▲	220
Domestic and Family - Level 1	2015	8	8	8	4	9	3	8	11	8	6	9	7	82			89
	2016	11	9	11	8	12	4	12	10	13	7	8	-	105	28.0%	▲	105
Domestic and Family - Level 2	2015	2	2	5	3	2	3	5	5	3	4	1	6	35			41
	2016	-	4	5	2	2	-	2	-	5	4	3	-	27	-22.9%	▼	27
General Civil - Level 1	2015	-	-	-	1	1	-	-	-	2	2	-	-	6			6
	2016	1	-	-	-	1	-	-	-	2	-	2	-	6	0.0%	↔	6
General Civil - Level 2	2015	13	18	15	16	16	17	12	14	11	11	16	10	159			169
	2016	10	15	8	8	18	12	11	20	15	16	16	-	149	-6.3%	▼	149
General Civil - Level 3	2015	5	12	9	10	6	11	14	6	8	14	9	3	104			107
	2016	7	10	6	7	7	9	16	5	14	7	9	-	97	-6.7%	▼	97
Miscellaneous	2015	198	180	203	144	135	124	163	184	155	155	209	385	1,850			2,235
	2016	287	289	266	185	156	183	226	209	221	172	207	-	2,401	29.8%	▲	2,401
Misdemeanor	2015	63	88	79	64	66	58	101	60	83	64	58	73	784			857
	2016	61	87	96	53	101	68	72	73	68	73	75	-	827	5.5%	▲	827
Non-Capital Felonies and Related Matters	2015	107	105	141	144	118	94	144	95	93	130	84	146	1,255			1,401
	2016	101	113	103	113	112	108	159	98	112	108	82	-	1,209	-3.7%	▼	1,209
Other	2015	7	6	5	5	8	10	10	6	7	9	6	1	79			80
	2016	3	2	7	4	3	7	6	3	10	8	6	-	59	-25.3%	▼	59
Other Criminally Related Matters	2015	13	6	7	13	5	19	18	12	16	11	11	15	131			146
	2016	9	12	26	9	12	14	14	12	7	8	13	-	136	3.8%	▲	136
Probates/Wills and Trusts - Level 1	2015	-	-	-	-	-	-	-	-	-	-	1	-	1			1
	2016	-	-	-	1	-	1	-	-	1	1	-	-	4	300.0%	▲	4
Probates/Wills and Trusts - Level 2	2015	1	-	1	6	2	5	1	3	-	2	1	1	22			23
	2016	3	3	6	4	-	6	2	4	2	2	2	-	34	54.5%	▲	34
Uncontested Divorce	2015	56	58	43	55	39	44	41	47	37	31	42	37	493			530
	2016	29	71	67	50	57	33	39	45	50	47	42	-	530	7.5%	▲	530

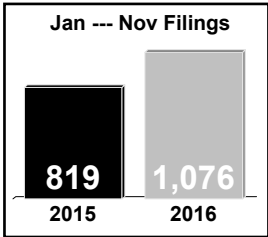


Court: King George Circuit  
Start/End Date: Jan-15 / Nov-16  
2015 Average Month: 76  
Jan-Nov 2015: 819  
Filings Trending: ▲

Circuit/Court ID: 15  
215099  
Type of Case: Filings  
2016 Average Month:98  
Jan-Nov 2016 : 1,076  
Overall AVG. Month: 87



Totals		
	2015	2016
Civil	217	269
Criminal	697	807
Total	914	1,076



Jan --- Nov Filings				
	2015	2016	% Change	Trending
Civil	209	269	28.7%	▲
Criminal	610	807	32.3%	▲
Total	819	1,076	31.4%	▲

	Jan	Feb	Mar	Apr	May	Jun	Jul	Aug	Sep	Oct	Nov	Dec	Thru Nov	% Change	Trending	Total
2015	51	43	176	35	75	88	83	39	95	79	55	95	819			914
2016	61	81	168	72	86	124	133	94	55	129	73	-	1,076	31.4%	▲	1,076

		Jan	Feb	Mar	Apr	May	Jun	Jul	Aug	Sep	Oct	Nov	Dec	Thru Nov	% Change	Trending	Total
Administrative Law	2016	-	1	-	-	-	-	-	-	-	-	-	-	1			1
Contested Divorce	2015	1	1	1	2	1	2	1	-	1	2	-	-	12			12
	2016	2	2	3	3	2	-	2	-	4	2	-	-	20	66.7%	▲	20
Domestic and Family - Level 1	2015	3	3	2	1	-	-	1	5	5	1	6	-	27			27
	2016	5	1	2	6	1	-	9	-	4	2	2	-	32	18.5%	▲	32
Domestic and Family - Level 2	2015	-	1	-	1	-	1	-	-	-	-	5	-	8			8
	2016	-	1	-	1	-	-	2	1	1	-	-	-	6	-25.0%	▼	6
General Civil - Level 1	2015	-	1	-	-	-	-	-	-	-	1	-	-	2			2
	2016	-	-	-	-	-	-	-	1	-	-	-	-	1	-50.0%	▼	1
General Civil - Level 2	2015	2	2	2	4	4	1	2	1	-	6	3	2	27			29
	2016	5	4	4	1	3	5	3	3	3	3	7	-	41	51.9%	▲	41
General Civil - Level 3	2015	-	2	4	2	1	8	4	2	2	3	2	1	30			31
	2016	1	1	1	2	-	1	4	-	-	1	3	-	14	-53.3%	▼	14
Miscellaneous	2015	3	6	6	6	2	3	5	6	4	7	9	3	57			60
	2016	4	5	23	9	7	4	8	6	8	7	6	-	87	52.6%	▲	87
Misdemeanor	2015	18	5	47	1	12	21	20	10	19	18	8	24	179			203
	2016	16	20	28	11	28	28	35	29	6	34	23	-	258	44.1%	▲	258
Non-Capital Felonies and Related Matters	2015	16	18	110	13	51	50	38	13	55	34	11	61	409			470
	2016	22	36	100	32	38	79	60	42	23	77	24	-	533	30.3%	▲	533
Other	2015	-	-	-	-	1	-	1	-	1	1	-	-	4			4
	2016	-	-	-	-	-	-	1	-	-	-	-	-	1	-75.0%	▼	1
Other Criminally Related Matters	2015	1	2	1	1	-	-	7	-	1	3	6	2	22			24
	2016	1	-	2	1	1	1	-	4	2	-	4	-	16	-27.3%	▼	16
Probates/Wills and Trusts - Level 1	2015	-	-	-	-	-	1	-	-	-	-	-	-	1			1
	2016	-	1	-	-	1	-	-	1	-	-	-	-	3	200.0%	▲	3
Probates/Wills and Trusts - Level 2	2015	-	-	-	-	1	-	-	-	-	-	-	-	1			1
	2016	1	1	1	1	-	2	2	-	2	1	-	-	11	1,000.0%	▲	11
Protective Orders	2015	1	-	-	-	-	-	-	-	-	-	-	-	1			1
Uncontested Divorce	2015	6	2	3	4	2	1	4	2	7	3	5	2	39			41
	2016	4	8	4	5	5	4	7	7	2	2	4	-	52	33.3%	▲	52

Court: Lancaster Circuit

Start/End Date: Jan-15 / Nov-16

2015 Average Month: 63

Jan-Nov 2015: 687

Filings Trending: ▲

Circuit/Court ID: 15

215103

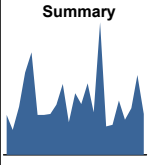
Type of Case: Filings

2016 Average Month:67

Jan-Nov 2016 : 735

Overall AVG. Month: 65

Monthly Summary



Jan 15-Nov 16

Totals

	2015	2016
Civil	168	145
Criminal	344	350
Other	249	240
Total	761	735

Jan --- Nov Filings

687

2015

735

2016

Jan --- Nov Filings

	2015	2016	% Change	Trending
Civil	154	145	-5.8%	▼
Criminal	328	350	6.7%	▲
Other	205	240	17.1%	▲
Total	687	735	7.0%	▲

	Jan	Feb	Mar	Apr	May	Jun	Jul	Aug	Sep	Oct	Nov	Dec	Thru Nov	% Change	Trending	Total
2015	48	30	58	99	123	48	48	49	60	85	39	74	687			761
2016	61	86	51	159	34	36	65	42	56	96	49	-	735	7.0%	▲	735

		Jan	Feb	Mar	Apr	May	Jun	Jul	Aug	Sep	Oct	Nov	Dec	Thru Nov	% Change	Trending	Total
Administrative Law	2015	-	-	-	-	-	-	-	1	-	-	-	-	1			1
Contested Divorce	2015	2	-	-	-	-	2	-	-	1	-	1	-	6			6
	2016	-	1	-	1	-	1	2	2	2	1	-	-	10	66.7%	▲	10
Domestic and Family - Level 1	2015	-	-	-	-	1	-	15	2	3	1	-	-	22			22
	2016	-	-	-	-	1	-	-	-	-	2	-	-	3	-86.4%	▼	3
Domestic and Family - Level 2	2015	-	-	-	-	-	-	-	-	1	-	-	1	1			2
	2016	-	-	-	-	1	-	1	-	-	-	1	-	3	200.0%	▲	3
General Civil - Level 1	2016	-	-	-	1	-	-	-	-	-	-	-	-	1			1
General Civil - Level 2	2015	1	2	2	6	4	4	-	5	4	3	-	4	31			35
	2016	4	4	2	2	2	4	1	1	2	3	3	-	28	-9.7%	▼	28
General Civil - Level 3	2015	6	-	2	1	-	2	-	1	-	1	3	3	16			19
	2016	1	12	6	3	-	-	1	-	1	-	5	-	29	81.3%	▲	29
Miscellaneous	2015	15	19	20	21	16	20	13	32	25	19	19	47	219			266
	2016	30	42	27	19	15	11	23	26	16	27	27	-	263	20.1%	▲	263
Misdemeanor	2015	2	3	4	2	8	2	2	1	4	6	3	3	37			40
	2016	1	11	2	49	4	5	8	2	7	9	1	-	99	167.6%	▲	99
Non-Capital Felonies and Related Matters	2015	12	4	23	60	86	14	6	1	18	49	7	13	280			293
	2016	23	11	6	81	8	12	21	4	22	53	5	-	246	-12.1%	▼	246
Other	2015	7	-	4	7	3	1	8	3	1	4	5	-	43			43
	2016	1	2	4	1	2	2	4	3	2	1	3	-	25	-41.9%	▼	25
Other Criminally Related Matters	2015	-	1	2	-	4	1	1	1	-	1	-	-	11			11
	2016	-	-	1	-	-	-	3	1	1	-	1	-	7	-36.4%	▼	7
Probates/Wills and Trusts - Lev	2016	1	-	-	-	-	-	-	-	-	-	-	-	1			1
Probates/Wills and Trusts - Level 2	2015	-	-	-	-	1	-	-	-	-	1	-	-	2			2
	2016	-	-	-	-	1	-	-	-	-	-	2	-	3	50.0%	▲	3
Protective Orders	2016	-	-	-	1	-	-	-	-	-	-	-	-	1			1
Uncontested Divorce	2015	3	1	1	2	-	2	3	2	3	-	1	3	18			21
	2016	-	3	3	1	-	1	1	3	3	-	1	-	16	-11.1%	▼	16

Court: Northumberland Circuit

Start/End Date: Jan-15 / Nov-16

2015 Average Month: 52

Jan-Nov 2015: 533

Filings Trending: ▲

Circuit/Court ID: 15

215133


Type of Case: Filings

2016 Average Month:68

Jan-Nov 2016 : 748

Overall AVG. Month: 60

Monthly Summary



Jan 15-Nov 16

Totals

	2015	2016
Civil	103	91
Criminal	264	428
Other	260	229
Total	627	748

Jan --- Nov Filings

533

748

20152016

Jan --- Nov Filings

	2015	2016	% Change	Trending
Civil	96	91	-5.2%	▼
Criminal	223	428	91.9%	▲
Other	214	229	7.0%	▲
Total	533	748	40.3%	▲

	Jan	Feb	Mar	Apr	May	Jun	Jul	Aug	Sep	Oct	Nov	Dec	Thru Nov	% Change	Trending	Total
2015	56	42	33	55	45	35	51	49	52	80	35	94	533			627
2016	71	76	57	71	71	41	41	59	81	101	79	-	748	40.3%	▲	748

		Jan	Feb	Mar	Apr	May	Jun	Jul	Aug	Sep	Oct	Nov	Dec	Thru Nov	% Change	Trending	Total
Contested Divorce	2015	-	-	2	-	1	3	1	1	-	2	2	2	12			14
	2016	-	1	2	3	1	-	-	1	3	1	1	-	13	8.3%	▲	13
Domestic and Family - Level 1	2015	1	-	-	1	-	1	-	1	-	1	-	1	5			6
	2016	-	1	-	-	-	3	1	-	-	1	-	-	6	20.0%	▲	6
Domestic and Family - Level 2	2015	-	-	1	-	-	1	-	-	-	1	-	-	3			3
	2016	-	-	-	3	-	-	-	2	-	-	-	-	5	66.7%	▲	5
General Civil - Level 1	2015	-	1	-	-	-	-	-	-	-	-	-	-	1			1
General Civil - Level 2	2015	1	-	2	1	1	2	4	2	3	2	1	-	19			19
	2016	2	2	-	-	2	1	2	-	-	-	3	-	12	-36.8%	▼	12
General Civil - Level 3	2015	-	-	-	1	1	1	1	-	1	3	1	-	9			9
	2016	-	-	-	-	1	1	1	3	-	1	1	-	8	-11.1%	▼	8
Miscellaneous	2015	17	26	22	16	15	10	24	30	25	25	24	50	234			284
	2016	37	33	22	16	15	20	20	15	19	26	26	-	249	6.4%	▲	249
Misdemeanor	2015	17	3	2	4	5	1	1	-	2	10	3	4	48			52
	2016	3	1	1	10	7	2	3	2	9	40	6	-	84	75.0%	▲	84
Non-Capital Felonies and Related Matters	2015	19	6	1	24	20	13	15	12	18	27	3	35	158			193
	2016	24	36	29	33	44	13	10	25	46	26	39	-	325	105.7%	▲	325
Other	2015	-	-	-	-	1	-	-	-	-	2	-	-	3			3
	2016	1	-	-	-	-	-	3	1	-	-	-	-	5	66.7%	▲	5
Other Criminally Related Matters	2015	1	3	-	7	-	1	-	2	-	3	-	2	17			19
	2016	2	-	1	3	-	1	-	5	3	3	1	-	19	11.8%	▲	19
Probates/Wills and Trusts - Level 2	2015	-	-	-	-	-	-	1	-	-	1	-	-	2			2
	2016	-	-	-	1	-	-	-	-	-	-	-	-	1	-50.0%	▼	1
Uncontested Divorce	2015	-	3	3	1	1	2	4	1	3	3	1	-	22			22
	2016	2	2	2	2	1	-	1	5	1	3	2	-	21	-4.5%	▼	21

Court: Richmond County Circuit

Start/End Date: Jan-15 / Nov-16

2015 Average Month: 44

Jan-Nov 2015: 465

Filings Trending: ▲

Circuit/Court ID: 15

215159

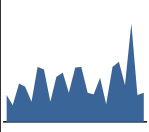
Type of Case: Filings

2016 Average Month:52

Jan-Nov 2016 : 575

Overall AVG. Month: 48

Monthly Summary



Jan 15-Nov 16

Totals

	2015	2016
Civil	76	65
Criminal	175	248
Other	279	262
Total	530	575

Jan --- Nov Filings

465

2015

575

2016

Jan --- Nov Filings

	2015	2016	% Change	Trending
Civil	72	65	-9.7%	▼
Criminal	164	248	51.2%	▲
Other	229	262	14.4%	▲
Total	465	575	23.7%	▲

	Jan	Feb	Mar	Apr	May	Jun	Jul	Aug	Sep	Oct	Nov	Dec	Thru Nov	% Change	Trending	Total
2015	32	20	46	42	24	66	63	24	54	59	35	65	465			530
2016	66	35	33	53	21	66	72	44	118	32	35	-	575	23.7%	▲	575

		Jan	Feb	Mar	Apr	May	Jun	Jul	Aug	Sep	Oct	Nov	Dec	Thru Nov	% Change	Trending	Total
Administrative Law	2015	-	1	-	-	-	-	-	-	1	-	-	-	2			2
	2016	-	-	-	1	-	-	-	-	-	-	-	-	1	-50.0%	▼	1
Capital Murder	2015	-	-	-	-	-	-	1	-	-	-	-	-	1			1
	2016	-	-	-	-	-	-	-	-	-	-	-	-	-			-
Contested Divorce	2015	1	-	1	-	1	-	1	-	-	-	-	-	4			4
	2016	-	-	-	-	1	-	-	-	-	-	1	-	2	-50.0%	▼	2
Domestic and Family - Level 1	2015	-	-	-	-	1	-	1	-	1	2	-	-	5			5
	2016	-	1	1	1	-	-	-	2	-	-	-	-	5	0.0%	↔	5
Domestic and Family - Level 2	2015	-	-	-	1	-	-	-	-	-	-	-	-	1			1
	2016	-	-	-	-	-	-	-	1	-	-	-	-	1	0.0%	↔	1
General Civil - Level 1	2015	-	-	-	-	-	-	-	-	-	-	-	1	0			1
General Civil - Level 2	2015	-	-	2	-	-	2	4	2	1	1	1	1	13	0.0%	↔	14
	2016	-	1	1	-	2	1	2	-	1	-	3	-	11	-15.4%	▼	11
General Civil - Level 3	2015	1	-	-	1	1	-	1	1	-	3	-	2	8			10
	2016	-	1	-	-	-	2	-	-	-	-	1	-	4	-50.0%	▼	4
Miscellaneous	2015	9	7	11	6	8	13	11	6	6	14	13	29	104			133
	2016	14	12	18	8	12	17	12	13	18	8	18	-	150	44.2%	▲	150
Misdemeanor	2015	2	-	3	7	-	4	10	5	3	8	3	4	45			49
	2016	4	3	1	10	-	7	3	9	5	2	3	-	47	4.4%	▲	47
Non-Capital Felonies and Related Matters	2015	9	1	4	14	7	9	8	1	27	14	8	4	102			106
	2016	6	3	1	18	1	20	12	14	89	16	2	-	182	78.4%	▲	182
Other	2015	9	7	21	9	6	37	18	7	15	13	6	21	148			169
	2016	41	12	9	11	5	17	42	2	2	4	-	-	145	-2.0%	▼	145
Other Criminally Related Matters	2015	-	2	2	2	-	-	5	2	-	1	3	3	17			20
	2016	-	1	2	3	-	1	1	2	2	1	7	-	20	17.6%	▲	20
Probates/Wills and Trusts - Level 2	2015	-	-	-	-	-	-	-	-	-	-	1	-	1			1
	2016	-	-	-	-	-	1	-	1	-	-	-	-	2	100.0%	▲	2
Uncontested Divorce	2015	1	2	2	2	-	1	3	-	-	3	-	-	14			14
	2016	1	1	-	1	-	-	-	-	1	1	-	-	5	-64.3%	▼	5

Court: Spotsylvania Circuit

Start/End Date: Jan-15 / Nov-16

2015 Average Month: 514

Jan-Nov 2015: 5,359

Filings Trending: ▲

Circuit/Court ID: 15

215177


Type of Case: Filings

2016 Average Month:656

Jan-Nov 2016 : 7,215

Overall AVG. Month: 582

Monthly Summary



Jan 15-Nov 16

Totals

	2015	2016
Civil	1,528	1,402
Criminal	2,006	2,500
Other	2,629	3,313
Total	6,163	7,215

Jan --- Nov Filings

5,359

2015

7,215

2016

Jan --- Nov Filings

	2015	2016	% Change	Trending
Civil	1,390	1,402	0.9%	▲
Criminal	1,808	2,500	38.3%	▲
Other	2,161	3,313	53.3%	▲
Total	5,359	7,215	34.6%	▲

	Jan	Feb	Mar	Apr	May	Jun	Jul	Aug	Sep	Oct	Nov	Dec	Thru Nov	% Change	Trending	Total
2015	471	472	540	475	431	483	522	460	622	462	421	804	5,359			6,163
2016	1,229	588	711	645	491	623	573	512	620	630	593	-	7,215	34.6%	▲	7,215

		Jan	Feb	Mar	Apr	May	Jun	Jul	Aug	Sep	Oct	Nov	Dec	Thru Nov	% Change	Trending	Total
Administrative Law	2015	1	-	2	-	-	-	-	1	2	1	2	-	9			9
	2016	-	-	-	1	1	-	1	1	3	1	2	-	10	11.1%	▲	10
Capital Murder	2015	-	-	-	-	-	-	-	-	-	-	2	-	2			2
	2016	-	-	-	-	-	-	-	-	-	-	-	-	-			-
Contested Divorce	2015	6	7	9	11	14	9	6	5	6	6	9	6	88			94
	2016	10	6	9	8	7	9	9	14	11	9	9	-	101	14.8%	▲	101
Domestic and Family - Level 1	2015	12	6	14	12	20	16	14	18	15	20	39	49	186			235
	2016	15	29	28	38	14	10	29	18	19	31	38	-	269	44.6%	▲	269
Domestic and Family - Level 2	2015	9	2	3	16	2	1	3	3	12	4	1	3	56			59
	2016	-	5	14	4	1	4	18	8	6	7	3	-	70	25.0%	▲	70
General Civil - Level 1	2015	3	1	-	2	-	1	-	2	-	2	-	1	11			12
	2016	-	-	2	-	-	-	2	-	1	-	-	-	5	-54.5%	▼	5
General Civil - Level 2	2015	18	17	19	24	15	20	19	12	11	18	7	21	180			201
	2016	8	11	19	10	16	14	18	12	19	12	12	-	151	-16.1%	▼	151
General Civil - Level 3	2015	10	9	8	9	4	6	6	10	9	13	11	8	95			103
	2016	8	9	8	6	10	2	7	6	16	10	10	-	92	-3.2%	▼	92
Miscellaneous	2015	195	208	244	216	204	205	243	233	195	209	242	494	2,394			2,888
	2016	284	321	311	227	209	249	248	247	249	280	264	-	2,889	20.7%	▲	2,889
Misdemeanor	2015	38	33	30	31	35	21	54	36	47	30	34	31	389			420
	2016	38	47	85	51	57	60	42	39	53	47	40	-	559	43.7%	▲	559
Non-Capital Felonies and Related Matters	2015	145	140	157	100	91	170	123	93	158	104	38	156	1,319			1,475
	2016	114	106	172	269	132	216	152	127	203	182	162	-	1,835	39.1%	▲	1,835
Other	2015	8	9	10	14	10	8	17	6	127	23	3	5	235			240
	2016	726	17	13	7	13	23	10	9	12	12	14	-	856	264.3%	▲	856
Other Criminally Related Matters	2015	2	13	10	14	6	8	11	14	10	6	8	12	102			114
	2016	4	9	15	6	9	15	11	11	7	12	10	-	109	6.9%	▲	109
Probates/Wills and Trusts - Level 1	2015	2	1	-	-	-	-	-	-	-	-	-	-	3			3
	2016	-	2	-	-	-	-	-	-	-	-	-	-	2	-33.3%	▼	2
Probates/Wills and Trusts - Level 2	2015	4	2	5	3	4	2	2	2	5	5	4	1	38			39
	2016	2	9	1	4	6	4	3	3	4	7	7	-	50	31.6%	▲	50
Protective Orders	2015	-	-	3	-	-	-	-	-	-	-	-	-	3			3
	2016	-	-	2	-	-	-	3	-	-	-	-	-	5	66.7%	▲	5
Uncontested Divorce	2015	18	24	26	23	26	16	24	25	25	21	23	17	251			268
	2016	20	17	32	14	16	17	20	17	17	20	20	-	210	-16.3%	▼	210

Court: Stafford Circuit

Start/End Date: Jan-15 / Nov-16

2015 Average Month: 730

Jan-Nov 2015: 7,782

Filings Trending: ↔

Circuit/Court ID: 15

215179

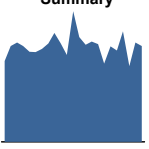
Type of Case: Filings

2016 Average Month:714

Jan-Nov 2016 : 7,851

Overall AVG. Month: 722

Monthly Summary



Jan 15-Nov 16

Totals

	2015	2016
Civil	1,827	1,497
Criminal	4,365	3,818
Other	2,571	2,536
Total	8,763	7,851

Jan --- Nov Filings

7,782

2015

7,851

2016

Jan --- Nov Filings

	2015	2016	% Change	Trending
Civil	1,694	1,497	-11.6%	▼
Criminal	4,005	3,818	-4.7%	▼
Other	2,083	2,536	21.7%	▲
Total	7,782	7,851	0.9%	▲

	Jan	Feb	Mar	Apr	May	Jun	Jul	Aug	Sep	Oct	Nov	Dec	Thru Nov	% Change	Trending	Total
2015	607	719	745	718	676	674	697	739	817	739	651	981	7,782			8,763
2016	787	728	752	733	588	716	686	829	567	746	719	-	7,851	0.9%	▲	7,851

		Jan	Feb	Mar	Apr	May	Jun	Jul	Aug	Sep	Oct	Nov	Dec	Thru Nov	% Change	Trending	Total
Administrative Law	2015	1	-	5	1	-	3	2	1	1	2	1	1	17			18
	2016	1	-	1	1	3	1	1	2	1	2	1	-	14	-17.6%	▼	14
Capital Murder	2015	2	-	-	-	-	-	-	-	-	-	-	2	2			4
	2016	-	-	-	-	1	-	-	-	-	4	-	-	5	150.0%	▲	5
Contested Divorce	2015	16	17	25	25	27	14	15	26	26	25	19	19	235			254
	2016	10	12	18	12	14	15	7	13	7	4	15	-	127	-46.0%	▼	127
Domestic and Family - Level 1	2015	6	12	11	5	22	13	3	7	7	5	8	10	99			109
	2016	3	13	7	9	11	12	13	3	21	13	12	-	117	18.2%	▲	117
Domestic and Family - Level 2	2015	2	5	3	4	4	4	12	3	6	2	6	5	51			56
	2016	2	5	3	2	3	2	4	8	5	4	3	-	41	-19.6%	▼	41
General Civil - Level 1	2015	-	1	1	-	1	3	1	1	-	1	1	5	10			15
	2016	-	-	1	-	-	-	-	2	-	1	1	-	5	-50.0%	▼	5
General Civil - Level 2	2015	16	20	11	18	21	19	18	20	13	14	9	9	179			188
	2016	16	14	22	14	23	25	18	10	21	13	17	-	193	7.8%	▲	193
General Civil - Level 3	2015	6	4	7	10	5	11	6	3	10	6	8	14	76			90
	2016	7	8	12	8	7	11	5	22	6	12	14	-	112	47.4%	▲	112
Miscellaneous	2015	218	201	303	217	188	200	242	255	210	248	279	517	2,561			3,078
	2016	316	318	376	247	227	264	257	287	232	269	311	-	3,104	21.2%	▲	3,104
Misdemeanor	2015	61	79	77	116	91	84	106	98	137	126	80	111	1,055			1,166
	2016	132	112	110	118	81	91	88	119	64	117	75	-	1,107	4.9%	▲	1,107
Non-Capital Felonies and Related Matters	2015	222	311	240	249	260	246	211	269	354	238	165	221	2,765			2,986
	2016	263	206	148	276	175	252	246	327	172	257	218	-	2,540	-8.1%	▼	2,540
Other	2015	1	-	-	-	-	-	2	2	1	-	1	-	7			7
	2016	1	-	1	-	1	1	1	-	2	-	-	-	7	0.0%	↔	7
Other Criminally Related Matters	2015	15	17	10	20	16	18	22	11	19	14	29	27	191			218
	2016	14	11	17	16	16	13	19	9	11	19	24	-	169	-11.5%	▼	169
Probates/Wills and Trusts - Level 1	2015	1	-	-	-	-	-	-	1	-	-	-	-	2			2
	2016	-	1	-	-	-	-	1	-	-	-	-	-	2	0.0%	↔	2
Probates/Wills and Trusts - Level 2	2015	4	5	6	1	4	4	5	1	3	6	-	4	39			43
	2016	2	2	3	2	1	2	5	4	3	4	2	-	30	-23.1%	▼	30
Uncontested Divorce	2015	36	47	46	52	37	55	52	41	30	52	45	36	493			529
	2016	20	26	33	28	25	27	21	23	22	27	26	-	278	-43.6%	▼	278

Court: Westmoreland Circuit

Start/End Date: Jan-15 / Nov-16

2015 Average Month: 87

Jan-Nov 2015: 948

Filings Trending: ▲

Circuit/Court ID: 15

215193

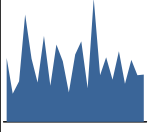
Type of Case: Filings

2016 Average Month:89

Jan-Nov 2016 : 983

Overall AVG. Month: 88

Monthly Summary



Jan 15-Nov 16

Totals

	2015	2016
Civil	137	164
Criminal	655	544
Other	257	275
Total	1,049	983

Jan --- Nov Filings

948

2015

983

2016

Jan --- Nov Filings

	2015	2016	% Change	Trending
Civil	129	164	27.1%	▲
Criminal	595	544	-8.6%	▼
Other	224	275	22.8%	▲
Total	948	983	3.7%	▲

	Jan	Feb	Mar	Apr	May	Jun	Jul	Aug	Sep	Oct	Nov	Dec	Thru Nov	% Change	Trending	Total
2015	96	42	61	161	95	59	129	54	116	91	44	101	948			1,049
2016	121	50	185	70	97	63	106	57	93	70	71	-	983	3.7%	▲	983

		Jan	Feb	Mar	Apr	May	Jun	Jul	Aug	Sep	Oct	Nov	Dec	Thru Nov	% Change	Trending	Total
Administrative Law	2015	-	-	-	-	-	1	-	-	-	-	-	-	1			1
Contested Divorce	2015	2	1	-	1	1	-	3	1	-	1	-	-	10			10
	2016	1	1	-	2	-	-	-	5	-	-	-	-	9	-10.0%	▼	9
Domestic and Family - Level 1	2015	-	-	2	-	-	-	-	2	2	-	2	-	8			8
	2016	-	-	-	1	-	-	6	3	-	9	3	-	22	175.0%	▲	22
Domestic and Family - Level 2	2015	-	-	-	-	1	-	1	-	-	-	1	-	3			3
	2016	-	-	-	-	2	-	-	-	-	-	1	-	3	0.0%	↔	3
General Civil - Level 1	2015	-	-	-	-	-	-	-	-	-	1	1	1	2			3
General Civil - Level 2	2015	4	-	3	4	4	1	2	1	3	1	-	2	23			25
	2016	3	5	4	-	6	2	2	1	3	-	2	-	28	21.7%	▲	28
General Civil - Level 3	2015	1	1	-	4	2	3	-	-	1	2	5	-	19			19
	2016	-	1	1	3	1	4	18	-	3	1	-	-	32	68.4%	▲	32
Miscellaneous	2015	22	24	27	21	20	25	30	24	24	19	23	36	259			295
	2016	42	29	36	17	31	20	30	18	31	27	40	-	321	23.9%	▲	321
Misdemeanor	2015	15	-	7	40	9	4	5	14	11	10	4	9	119			128
	2016	16	2	5	7	4	8	9	5	10	9	7	-	82	-31.1%	▼	82
Non-Capital Felonies and Related Matters	2015	47	10	9	75	45	15	81	12	71	52	6	21	423			444
	2016	52	7	135	30	50	24	35	13	42	18	12	-	418	-1.2%	▼	418
Other	2015	-	-	1	-	1	4	1	-	1	-	-	-	8			8
	2016	1	2	1	-	1	1	-	-	-	-	-	-	6	-25.0%	▼	6
Other Criminally Related Matters	2015	4	6	9	12	7	5	3	-	2	5	-	30	53			83
	2016	6	1	1	8	1	1	6	11	3	5	2	-	45	-15.1%	▼	45
Probates/Wills and Trusts - Lev	2015	-	-	-	2	1	-	-	-	-	-	-	-	3			3
Probates/Wills and Trusts - Level 2	2015	-	-	1	-	1	1	1	-	-	-	1	2	5			7
	2016	-	1	-	-	-	-	-	-	-	1	2	-	4	-20.0%	▼	4
Uncontested Divorce	2015	1	-	2	2	3	-	2	-	1	-	1	-	12			12
	2016	-	1	2	2	1	3	-	1	1	-	2	-	13	8.3%	▲	13



Court: Fredericksburg Circuit

Start/End Date: Jan-15 / Nov-16

2015 Average Month: 275

Jan-Nov 2015: 2,969

Filings Trending: ▲

Circuit/Court ID: 15

215630

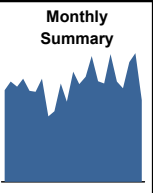
Type of Case: Filings

2016 Average Month:322

Jan-Nov 2016 : 3,540

Overall AVG. Month: 297

Monthly Summary

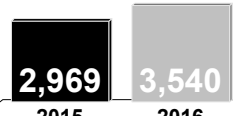


Jan 15-Nov 16

Totals

	2015	2016
Civil	784	1,077
Criminal	2,233	2,182
Other	283	281
Total	3,300	3,540

Jan --- Nov Filings



2,969 3,540

2015 2016

Jan --- Nov Filings

	2015	2016	% Change	Trending
Civil	718	1,077	50.0%	▲
Criminal	2,014	2,182	8.3%	▲
Other	237	281	18.6%	▲
Total	2,969	3,540	19.2%	▲

	Jan	Feb	Mar	Apr	May	Jun	Jul	Aug	Sep	Oct	Nov	Dec	Thru Nov	% Change	Trending	Total
2015	275	301	286	310	273	270	310	196	212	295	241	331	2,969			3,300
2016	293	315	378	302	295	384	301	281	360	386	245	-	3,540	19.2%	▲	3,540

		Jan	Feb	Mar	Apr	May	Jun	Jul	Aug	Sep	Oct	Nov	Dec	Thru Nov	% Change	Trending	Total
Administrative Law	2015	1	-	-	-	-	-	1	1	-	2	1	-	6			6
	2016	-	1	-	1	1	-	-	-	-	1	-	-	4	-33.3%	▼	4
Capital Murder	2015	-	-	-	-	1	-	-	-	-	-	-	-	1			1
	2016	-	-	-	-	1	-	-	-	-	-	-	-	-			-
Contested Divorce	2015	6	8	4	7	5	9	5	4	4	7	2	2	61			63
	2016	18	14	19	8	17	9	8	5	13	3	9	-	123	101.6%	▲	123
Domestic and Family - Level 1	2015	6	10	7	20	2	11	5	10	9	9	7	25	96			121
	2016	2	13	4	6	2	34	3	6	19	1	-	-	90	-6.3%	▼	90
Domestic and Family - Level 2	2015	1	2	10	2	-	1	1	1	23	38	13	-	92			92
	2016	11	22	23	8	51	25	14	26	31	25	23	-	259	181.5%	▲	259
General Civil - Level 1	2015	-	-	-	1	1	1	3	2	-	1	2	-	11			11
	2016	-	1	1	-	1	2	1	2	1	1	-	-	10	-9.1%	▼	10
General Civil - Level 2	2015	5	2	5	13	11	17	7	6	13	12	8	10	99			109
	2016	9	9	4	9	6	10	9	11	9	7	8	-	91	-8.1%	▼	91
General Civil - Level 3	2015	7	3	2	-	2	12	7	4	1	2	8	9	48			57
	2016	2	4	6	4	5	5	4	8	10	3	5	-	56	16.7%	▲	56
Miscellaneous	2015	34	26	36	33	34	38	44	30	42	40	46	58	403			461
	2016	52	53	38	40	37	44	37	40	47	34	30	-	452	12.2%	▲	452
Misdemeanor	2015	42	74	33	41	61	40	50	43	30	49	43	42	506			548
	2016	70	51	39	35	31	51	50	42	49	73	44	-	535	5.7%	▲	535
Non-Capital Felonies and Related Matters	2015	156	143	161	177	137	124	174	79	80	111	95	171	1,437			1,608
	2016	109	107	198	153	108	182	137	122	153	219	113	-	1,601	11.4%	▲	1,601
Other	2015	5	3	3	3	4	-	1	2	1	7	1	-	30			30
	2016	1	3	1	3	-	4	10	-	4	3	1	-	30	0.0%	↔	30
Other Criminally Related Matters	2015	6	5	9	5	11	5	9	5	6	9	2	6	72			78
	2016	3	8	5	4	3	4	3	4	2	6	6	-	48	-33.3%	▼	48
Probates/Wills and Trusts - Level 2	2015	-	-	1	-	-	1	-	1	-	1	1	-	5			5
	2016	-	-	1	1	1	2	-	-	4	1	-	-	10	100.0%	▲	10
Protective Orders	2015	-	2	-	-	-	-	-	-	-	-	-	-	2			2
Uncontested Divorce	2015	6	23	15	8	5	11	3	8	3	7	12	8	101			109
	2016	16	29	39	30	31	12	25	15	18	9	6	-	230	127.7%	▲	230

Court: Albemarle Circuit

Start/End Date: Jan-15 / Nov-16

2015 Average Month: 312

Jan-Nov 2015: 3,385

Filings Trending: ▲

Circuit/Court ID: 16

216003

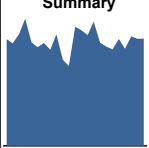
Type of Case: Filings

2016 Average Month: 321

Jan-Nov 2016 : 3,535

Overall AVG. Month: 316

Monthly Summary

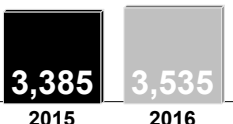


Jan 15-Nov 16

Totals

	2015	2016
Civil	1,730	1,490
Criminal	972	1,017
Other	1,041	1,028
Total	3,743	3,535

Jan --- Nov Filings



3,385 2015 3,535 2016

Jan --- Nov Filings

	2015	2016	% Change	Trending
Civil	1,638	1,490	-9.0%	▼
Criminal	886	1,017	14.8%	▲
Other	861	1,028	19.4%	▲
Total	3,385	3,535	4.4%	▲

	Jan	Feb	Mar	Apr	May	Jun	Jul	Aug	Sep	Oct	Nov	Dec	Thru Nov	% Change	Trending	Total
2015	320	308	336	382	311	296	309	289	335	259	240	358	3,385			3,743
2016	347	333	373	310	298	290	321	291	329	321	322	-	3,535	4.4%	▲	3,535

		Jan	Feb	Mar	Apr	May	Jun	Jul	Aug	Sep	Oct	Nov	Dec	Thru Nov	% Change	Trending	Total
Administrative Law	2015	-	1	1	2	-	1	-	-	1	-	-	-	6			6
Capital Murder	2015	-	-	-	1	-	-	-	-	-	-	-	-	1			1
Contested Divorce	2015	11	3	7	5	3	9	1	5	6	4	7	6	61			67
	2016	7	8	5	4	4	8	3	6	5	8	6	-	64	4.9%	▲	64
Domestic and Family - Level 1	2015	10	3	11	23	15	5	2	1	12	5	3	7	90			97
	2016	15	5	6	3	16	4	13	3	10	7	3	-	85	-5.6%	▼	85
Domestic and Family - Level 2	2015	6	2	3	4	7	4	5	2	5	7	5	2	50			52
	2016	-	5	7	5	12	8	5	8	4	9	5	-	68	36.0%	▲	68
General Civil - Level 1	2015	-	1	6	3	3	-	1	2	2	3	1	1	22			23
	2016	3	4	1	1	1	-	2	3	4	-	3	-	22	0.0%	↔	22
General Civil - Level 2	2015	34	46	43	38	39	22	26	32	25	19	20	16	344			360
	2016	25	44	33	25	24	18	14	21	17	17	26	-	264	-23.3%	▼	264
General Civil - Level 3	2015	3	-	8	11	10	5	9	4	5	5	5	7	65			72
	2016	23	32	10	8	9	5	6	7	-	2	9	-	111	70.8%	▲	111
Miscellaneous	2015	136	131	180	146	138	155	174	146	139	123	133	220	1,601			1,821
	2016	161	141	171	144	125	137	169	134	156	159	142	-	1,639	2.4%	▲	1,639
Misdemeanor	2015	9	22	10	11	14	20	11	17	29	16	9	27	168			195
	2016	38	9	32	25	22	22	25	24	27	16	39	-	279	66.1%	▲	279
Non-Capital Felonies and Related Matters	2015	83	71	42	115	61	51	53	55	79	56	37	59	703			762
	2016	49	56	76	66	58	63	61	70	75	77	63	-	714	1.6%	▲	714
Other	2015	4	4	6	5	8	4	4	6	3	3	3	1	50			51
	2016	8	4	7	7	3	6	3	-	5	4	5	-	52	4.0%	▲	52
Other Criminally Related Matters	2015	1	-	2	-	3	2	2	-	2	3	2	-	17			17
	2016	1	-	2	3	-	4	2	3	2	1	7	-	25	47.1%	▲	25
Probates/Wills and Trusts - Level 1	2015	-	-	-	-	-	-	-	1	1	-	-	-	2			2
	2016	-	1	-	-	-	-	-	-	-	-	-	-	1	-50.0%	▼	1
Probates/Wills and Trusts - Level 2	2015	6	7	3	2	3	4	2	3	6	2	2	3	40			43
	2016	3	4	3	-	4	2	2	2	4	3	3	-	30	-25.0%	▼	30
Protective Orders	2015	-	-	-	-	-	-	-	1	-	-	1	-	2			2
Uncontested Divorce	2015	17	17	14	16	7	14	19	14	20	13	12	9	163			172
	2016	14	20	20	19	20	13	16	10	20	18	11	-	181	11.0%	▲	181

Court: Culpeper Circuit

Start/End Date: Jan-15 / Nov-16

2015 Average Month: 206

Jan-Nov 2015: 2,213

Filings Trending: ▲

Circuit/Court ID: 16

216047


Type of Case: Filings

2016 Average Month:208

Jan-Nov 2016 : 2,293

Overall AVG. Month: 207

Monthly Summary



Jan 15-Nov 16

Totals

	2015	2016
Civil	691	582
Criminal	985	817
Other	798	894
Total	2,474	2,293

Jan --- Nov Filings

2,213

2015

2,293

2016

Jan --- Nov Filings

	2015	2016	% Change	Trending
Civil	654	582	-11.0%	▼
Criminal	909	817	-10.1%	▼
Other	650	894	37.5%	▲
Total	2,213	2,293	3.6%	▲

	Jan	Feb	Mar	Apr	May	Jun	Jul	Aug	Sep	Oct	Nov	Dec	Thru Nov	% Change	Trending	Total
2015	160	206	189	292	171	226	201	189	182	202	195	261	2,213			2,474
2016	181	270	214	156	174	244	217	259	163	230	185	-	2,293	3.6%	▲	2,293

		Jan	Feb	Mar	Apr	May	Jun	Jul	Aug	Sep	Oct	Nov	Dec	Thru Nov	% Change	Trending	Total
Administrative Law	2015	-	-	-	2	-	1	-	-	-	-	-	-	3			3
	2016	-	-	-	-	1	-	1	-	1	-	1	-	4	33.3%	▲	4
Capital Murder	2015	-	8	-	-	-	-	-	-	-	-	-	-	8			8
	2016	-	8	-	-	-	-	-	-	-	-	-	-	8			8
Contested Divorce	2015	1	5	6	8	2	4	2	4	4	2	3	2	41			43
	2016	2	6	6	2	1	4	7	7	2	7	-	-	44	7.3%	▲	44
Domestic and Family - Level 1	2015	6	3	18	10	14	9	12	12	6	3	5	7	98			105
	2016	6	11	5	4	4	3	7	10	3	12	11	-	76	-22.4%	▼	76
Domestic and Family - Level 2	2015	4	2	3	8	3	6	1	3	2	1	5	1	38			39
	2016	3	1	2	1	1	1	1	4	3	1	3	-	21	-44.7%	▼	21
General Civil - Level 1	2015	-	-	-	-	-	-	1	-	-	1	-	-	2			2
	2016	-	-	-	-	1	1	-	1	1	1	1	-	6	200.0%	▲	6
General Civil - Level 2	2015	6	11	9	8	12	5	14	12	5	9	4	7	95			102
	2016	7	7	16	6	7	8	11	5	4	11	3	-	85	-10.5%	▼	85
General Civil - Level 3	2015	2	4	9	7	4	6	8	3	7	11	8	3	69			72
	2016	3	3	6	4	5	4	5	-	5	3	4	-	42	-39.1%	▼	42
Miscellaneous	2015	76	73	74	56	76	81	76	77	66	86	78	155	819			974
	2016	120	148	120	67	82	81	101	98	80	76	86	-	1,059	29.3%	▲	1,059
Misdemeanor	2015	4	33	18	38	11	40	13	30	18	21	24	27	250			277
	2016	1	11	11	10	6	33	13	30	13	23	12	-	163	-34.8%	▼	163
Non-Capital Felonies and Related Matters	2015	47	59	35	139	34	55	53	37	56	52	53	47	620			667
	2016	30	59	32	43	46	90	53	91	38	82	52	-	616	-0.6%	▼	616
Other	2015	1	-	1	1	-	4	3	-	-	-	3	2	13			15
	2016	-	1	1	-	3	4	4	1	1	3	2	-	20	53.8%	▲	20
Other Criminally Related Matters	2015	3	3	1	3	2	3	4	6	8	6	2	3	41			44
	2016	2	3	4	4	3	3	2	2	3	2	3	-	31	-24.4%	▼	31
Probates/Wills and Trusts - Level 1	2015	-	-	-	-	-	-	1	-	-	-	1	-	2			2
	2016	-	-	-	-	-	-	1	-	-	-	-	-	1	-50.0%	▼	1
Probates/Wills and Trusts - Level 2	2015	-	-	-	1	2	-	2	-	1	1	2	-	9			9
	2016	-	1	1	-	1	-	-	-	1	1	-	-	5	-44.4%	▼	5
Uncontested Divorce	2015	10	13	15	11	11	12	11	5	9	9	7	7	113			120
	2016	7	11	10	15	13	12	11	10	8	8	7	-	112	-0.9%	▼	112

Court: Fluvanna Circuit

Start/End Date: Jan-15 / Nov-16

2015 Average Month: 98

Jan-Nov 2015: 1,059

Filings Trending: ▲

Circuit/Court ID: 16

216065

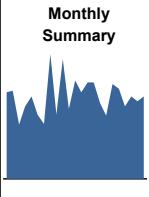
Type of Case: Filings

2016 Average Month:100

Jan-Nov 2016 : 1,103

Overall AVG. Month: 99

Monthly Summary



Jan 15-Nov 16

Totals

	2015	2016
Civil	314	249
Criminal	385	362
Other	478	492
Total	1,177	1,103

Jan --- Nov Filings

1,059

2015

1,103

2016

Jan --- Nov Filings

	2015	2016	% Change	Trending
Civil	290	249	-14.1%	▼
Criminal	370	362	-2.2%	▼
Other	399	492	23.3%	▲
Total	1,059	1,103	4.2%	▲

	Jan	Feb	Mar	Apr	May	Jun	Jul	Aug	Sep	Oct	Nov	Dec	Thru Nov	% Change	Trending	Total
2015	104	106	65	87	99	77	66	150	77	144	84	118	1,059			1,177
2016	104	116	116	91	76	114	108	87	99	93	99	-	1,103	4.2%	▲	1,103

		Jan	Feb	Mar	Apr	May	Jun	Jul	Aug	Sep	Oct	Nov	Dec	Thru Nov	% Change	Trending	Total
Administrative Law	2015	-	-	2	-	-	-	-	-	-	-	-	-	2			2
	2016	1	-	-	-	-	-	-	-	-	-	-	-	1	-50.0%	▼	1
Contested Divorce	2015	1	1	3	-	2	-	2	1	1	1	1	2	13			15
	2016	2	3	2	2	3	2	1	-	-	2	1	-	18	38.5%	▲	18
Domestic and Family - Level 1	2015	4	5	-	4	2	8	2	-	3	4	9	-	41			41
	2016	1	3	-	1	1	3	4	2	2	1	1	-	19	-53.7%	▼	19
Domestic and Family - Level 2	2015	-	-	1	5	2	1	-	2	2	1	2	-	16			16
	2016	2	1	1	1	-	2	2	-	1	6	3	-	19	18.8%	▲	19
General Civil - Level 1	2015	-	-	-	-	-	-	-	-	-	-	-	2	0			2
	2016	-	-	-	1	-	1	-	-	-	-	-	-	2	0.0%	↔	2
General Civil - Level 2	2015	3	3	1	3	3	2	3	3	5	7	4	5	37			42
	2016	-	3	2	1	-	5	2	7	6	4	4	-	34	-8.1%	▼	34
General Civil - Level 3	2015	1	1	2	3	6	1	-	2	1	4	1	2	22			24
	2016	1	-	2	3	-	3	1	3	3	4	1	-	21	-4.5%	▼	21
Miscellaneous	2015	40	44	42	34	52	33	43	60	50	51	42	85	491			576
	2016	80	67	49	42	48	50	57	36	51	42	58	-	580	18.1%	▲	580
Misdemeanor	2015	18	14	1	14	10	11	4	9	6	25	2	7	114			121
	2016	4	9	6	7	12	12	14	18	12	12	10	-	116	1.8%	▲	116
Non-Capital Felonies and Related Matters	2015	21	30	2	9	16	14	6	54	4	44	14	8	214			222
	2016	9	23	48	30	9	24	13	15	18	19	11	-	219	2.3%	▲	219
Other	2015	-	1	1	-	-	1	-	-	-	-	-	-	3			3
Other Criminally Related Matters	2015	10	3	2	4	1	1	3	11	1	1	5	-	42			42
	2016	2	2	-	2	-	2	9	3	2	1	5	-	28	-33.3%	▼	28
Probates/Wills and Trusts - Lev	2016	-	-	1	-	-	1	-	-	-	-	-	-	2			2
Probates/Wills and Trusts - Level 2	2015	-	1	1	-	-	-	-	-	2	1	-	-	5			5
	2016	-	-	1	-	-	-	-	-	-	-	1	-	2	-60.0%	▼	2
Protective Orders	2015	-	-	-	-	-	1	-	-	-	-	-	-	1			1
Uncontested Divorce	2015	6	3	7	11	5	4	3	8	2	5	4	7	58			65
	2016	2	5	4	1	3	9	5	3	4	2	4	-	42	-27.6%	▼	42

Court: Goochland Circuit

Start/End Date: Jan-15 / Nov-16

2015 Average Month: 88

Jan-Nov 2015: 905

Filings Trending: ▲

Circuit/Court ID: 16

216075


Type of Case: Filings

2016 Average Month:92

Jan-Nov 2016 : 1,015

Overall AVG. Month: 90

Monthly Summary



Jan 15-Nov 16

Totals

	2015	2016
Civil	250	251
Criminal	260	245
Other	545	519
Total	1,055	1,015

Jan --- Nov Filings

905

2015

1,015

2016

Jan --- Nov Filings

	2015	2016	% Change	Trending
Civil	233	251	7.7%	▲
Criminal	238	245	2.9%	▲
Other	434	519	19.6%	▲
Total	905	1,015	12.2%	▲

	Jan	Feb	Mar	Apr	May	Jun	Jul	Aug	Sep	Oct	Nov	Dec	Thru Nov	% Change	Trending	Total
2015	75	89	95	89	70	78	86	92	63	101	67	150	905			1,055
2016	119	93	94	93	80	90	94	92	62	95	103	-	1,015	12.2%	▲	1,015

		Jan	Feb	Mar	Apr	May	Jun	Jul	Aug	Sep	Oct	Nov	Dec	Thru Nov	% Change	Trending	Total
Administrative Law	2015	-	1	-	1	-	-	-	-	-	-	-	-	2			2
Contested Divorce	2015	-	2	1	2	3	4	2	-	1	3	-	1	18			19
	2016	2	2	4	2	1	1	-	4	1	1	2	-	20	11.1%	▲	20
Domestic and Family - Level 1	2015	4	1	-	3	2	-	-	1	1	3	2	1	17			18
	2016	2	1	-	-	-	1	-	2	-	1	-	-	7	-58.8%	▼	7
Domestic and Family - Level 2	2015	-	2	1	1	1	-	2	1	1	1	-	-	10			10
	2016	2	1	-	-	1	-	1	-	1	1	-	-	7	-30.0%	▼	7
General Civil - Level 1	2015	1	-	-	-	-	-	1	-	-	-	-	-	2			2
	2016	-	-	1	-	-	-	-	-	-	-	-	-	1	-50.0%	▼	1
General Civil - Level 2	2015	6	2	10	1	-	3	5	5	8	3	2	1	45			46
	2016	3	5	7	1	5	2	2	2	3	4	7	-	41	-8.9%	▼	41
General Civil - Level 3	2015	3	3	3	3	2	1	3	2	1	10	2	4	33			37
	2016	7	5	6	6	3	4	3	7	5	8	1	-	55	66.7%	▲	55
Miscellaneous	2015	43	50	48	49	40	40	42	45	38	55	40	121	490			611
	2016	68	64	49	45	41	43	59	63	30	53	55	-	570	16.3%	▲	570
Misdemeanor	2015	10	9	15	7	6	13	14	5	1	6	9	13	95			108
	2016	9	4	8	10	13	7	9	7	6	3	16	-	92	-3.2%	▼	92
Non-Capital Felonies and Related Matters	2015	6	5	7	17	8	5	9	22	3	10	10	7	102			109
	2016	17	6	8	19	8	20	3	2	7	16	15	-	121	18.6%	▲	121
Other	2015	-	1	1	-	1	1	1	1	1	1	1	-	9			9
	2016	1	-	3	2	1	2	3	1	3	1	1	-	18	100.0%	▲	18
Other Criminally Related Matters	2015	1	7	3	2	5	2	5	7	4	4	1	2	41			43
	2016	5	1	2	5	4	3	5	1	1	4	3	-	34	-17.1%	▼	34
Probates/Wills and Trusts - Lev	2015	-	1	-	-	-	-	-	-	-	-	-	-	1			1
Probates/Wills and Trusts - Level 2	2015	1	-	1	1	-	1	-	-	-	-	-	-	4			4
	2016	-	-	1	-	1	-	-	-	-	1	-	-	3	-25.0%	▼	3
Uncontested Divorce	2015	-	5	5	2	2	8	2	3	4	5	-	-	36			36
	2016	3	4	5	3	2	7	9	3	5	2	3	-	46	27.8%	▲	46

Court: Greene Circuit

Start/End Date: Jan-15 / Nov-16

2015 Average Month: 88

Jan-Nov 2015: 899

Filings Trending: ▲

Circuit/Court ID: 16

216079


Type of Case: Filings

2016 Average Month:88

Jan-Nov 2016 : 971

Overall AVG. Month: 88

Monthly Summary



Jan 15-Nov 16

Totals

	2015	2016
Civil	210	187
Criminal	282	287
Other	564	497
Total	1,056	971

Jan --- Nov Filings

899

971

2015

2016

Jan --- Nov Filings

	2015	2016	% Change	Trending
Civil	192	187	-2.6%	▼
Criminal	253	287	13.4%	▲
Other	454	497	9.5%	▲
Total	899	971	8.0%	▲

	Jan	Feb	Mar	Apr	May	Jun	Jul	Aug	Sep	Oct	Nov	Dec	Thru Nov	% Change	Trending	Total
2015	84	86	93	78	81	97	67	74	67	85	87	157	899			1,056
2016	93	136	100	76	73	98	71	84	67	108	65	-	971	8.0%	▲	971

		Jan	Feb	Mar	Apr	May	Jun	Jul	Aug	Sep	Oct	Nov	Dec	Thru Nov	% Change	Trending	Total
Administrative Law	2016	-	-	-	-	-	1	-	-	-	-	-	-	1			1
Contested Divorce	2015	-	1	2	1	-	1	2	1	-	1	1	-	10			10
	2016	2	2	-	-	3	-	1	3	1	4	1	-	17	70.0%	▲	17
Domestic and Family - Level 1	2015	2	-	1	-	5	2	1	1	4	-	-	1	16			17
	2016	2	1	-	-	4	3	3	3	2	2	-	-	20	25.0%	▲	20
Domestic and Family - Level 2	2015	1	-	2	-	-	-	1	-	-	1	-	-	5			5
	2016	-	1	-	-	1	-	1	3	-	2	-	-	8	60.0%	▲	8
General Civil - Level 1	2015	-	1	-	-	-	-	-	-	-	-	-	-	1			1
General Civil - Level 2	2015	5	2	4	1	-	5	1	1	2	3	1	2	25			27
	2016	2	4	2	2	3	3	-	2	2	1	2	-	23	-8.0%	▼	23
General Civil - Level 3	2015	-	2	2	1	8	3	-	1	2	-	1	2	20			22
	2016	1	1	2	3	1	1	-	1	1	1	-	-	12	-40.0%	▼	12
Miscellaneous	2015	43	44	41	43	42	57	37	50	44	51	46	121	498			619
	2016	52	80	62	32	33	41	44	43	35	50	48	-	520	4.4%	▲	520
Misdemeanor	2015	5	6	4	4	1	5	2	8	2	11	1	9	49			58
	2016	3	5	8	10	2	6	6	3	1	10	-	-	54	10.2%	▲	54
Non-Capital Felonies and Related Matters	2015	15	21	25	26	13	20	18	6	6	14	30	17	194			211
	2016	26	29	19	22	17	29	11	16	17	27	9	-	222	14.4%	▲	222
Other	2015	8	5	1	-	3	1	2	-	4	-	-	-	24			24
	2016	2	8	3	4	2	7	2	5	5	6	2	-	46	91.7%	▲	46
Other Criminally Related Matters	2015	1	-	-	-	1	-	2	2	1	2	1	4	10			14
	2016	1	2	-	-	1	3	2	2	1	1	1	-	14	40.0%	▲	14
Probates/Wills and Trusts - Lev	2016	-	-	-	-	-	-	-	-	-	1	-	-	1			1
Probates/Wills and Trusts - Level 2	2015	-	-	3	-	-	2	-	2	2	-	-	-	9			9
	2016	-	1	-	-	-	1	-	-	-	-	-	-	2	-77.8%	▼	2
Uncontested Divorce	2015	4	4	8	2	8	1	1	2	-	2	6	1	38			39
	2016	2	2	4	3	6	3	1	3	2	3	2	-	31	-18.4%	▼	31

Court: Louisa Circuit

Start/End Date: Jan-15 / Nov-16

2015 Average Month: 181

Jan-Nov 2015: 1,866

Filings Trending: ▲

Circuit/Court ID: 16

216109


Type of Case: Filings

2016 Average Month:183

Jan-Nov 2016 : 2,016

Overall AVG. Month: 182

Monthly Summary

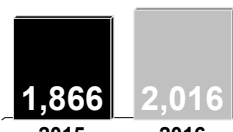


Jan 15-Nov 16

Totals

	2015	2016
Civil	435	405
Criminal	857	672
Other	882	939
Total	2,174	2,016

Jan --- Nov Filings



1,866 2,016

2015 2016

Jan --- Nov Filings

	2015	2016	% Change	Trending
Civil	382	405	6.0%	▲
Criminal	821	672	-18.1%	▼
Other	663	939	41.6%	▲
Total	1,866	2,016	8.0%	▲

	Jan	Feb	Mar	Apr	May	Jun	Jul	Aug	Sep	Oct	Nov	Dec	Thru Nov	% Change	Trending	Total
2015	178	184	159	179	145	155	156	143	254	127	186	308	1,866			2,174
2016	256	190	212	163	163	134	179	167	172	143	237	-	2,016	8.0%	▲	2,016

		Jan	Feb	Mar	Apr	May	Jun	Jul	Aug	Sep	Oct	Nov	Dec	Thru Nov	% Change	Trending	Total
Administrative Law	2015	1	-	1	-	1	-	2	-	-	-	-	1	5			6
	2016	-	-	2	-	-	-	-	-	-	-	-	-	2	-60.0%	▼	2
Contested Divorce	2015	1	2	1	4	1	1	2	4	3	4	2	1	25			26
	2016	-	6	5	4	3	-	5	3	4	2	2	-	34	36.0%	▲	34
Domestic and Family - Level 1	2015	-	8	-	3	-	2	1	11	-	3	-	13	28			41
	2016	-	1	-	1	-	2	-	4	11	10	4	-	33	17.9%	▲	33
Domestic and Family - Level 2	2015	-	4	-	1	-	-	2	1	-	-	3	1	11			12
	2016	-	-	1	-	1	1	2	3	-	-	1	-	9	-18.2%	▼	9
General Civil - Level 1	2015	3	1	-	-	-	1	-	-	-	-	-	-	5			5
	2016	-	2	-	-	-	-	-	-	-	-	2	-	4	-20.0%	▼	4
General Civil - Level 2	2015	7	5	4	6	4	5	7	8	7	7	13	7	73			80
	2016	5	2	5	3	5	2	5	4	11	5	6	-	53	-27.4%	▼	53
General Civil - Level 3	2015	2	1	1	9	5	4	5	2	2	7	4	9	42			51
	2016	6	13	2	-	3	1	12	14	3	3	8	-	65	54.8%	▲	65
Miscellaneous	2015	56	54	73	45	53	49	40	42	61	55	61	129	589			718
	2016	101	102	100	86	69	60	70	62	61	82	75	-	868	47.4%	▲	868
Misdemeanor	2015	25	20	21	17	21	24	27	8	15	15	19	27	212			239
	2016	27	7	28	16	22	21	30	19	20	7	24	-	221	4.2%	▲	221
Non-Capital Felonies and Related Matters	2015	56	62	22	67	25	35	34	43	151	13	64	8	572			580
	2016	82	28	38	23	28	17	36	38	31	8	95	-	424	-25.9%	▼	424
Other	2015	20	22	21	15	21	24	21	15	6	14	16	102	195			297
	2016	23	17	18	20	25	19	12	12	15	14	12	-	187	-4.1%	▼	187
Other Criminally Related Matters	2015	3	3	5	5	4	5	8	3	3	-	1	1	40			41
	2016	3	-	4	2	1	6	2	1	5	5	-	-	29	-27.5%	▼	29
Probates/Wills and Trusts - Lev	2015	-	1	-	-	-	-	-	-	-	1	-	-	2			2
Probates/Wills and Trusts - Level 2	2015	1	-	-	2	3	-	-	-	-	-	-	1	6			7
	2016	1	2	-	-	2	2	-	-	1	2	-	-	10	66.7%	▲	10
Uncontested Divorce	2015	3	1	10	5	7	5	7	6	6	8	3	8	61			69
	2016	8	10	9	8	4	3	5	7	10	5	8	-	77	26.2%	▲	77



Court: Madison Circuit

Start/End Date: Jan-15 / Nov-16

2015 Average Month: 62

Jan-Nov 2015: 633

Filings Trending: ▲

Circuit/Court ID: 16

216113


Type of Case: Filings

2016 Average Month:67

Jan-Nov 2016 : 736

Overall AVG. Month: 64

Monthly Summary



Jan 15-Nov 16

Totals

	2015	2016
Civil	165	132
Criminal	181	213
Other	399	391
Total	745	736

Jan --- Nov Filings

633

2015

736

2016

Jan --- Nov Filings

	2015	2016	% Change	Trending
Civil	128	132	3.1%	▲
Criminal	163	213	30.7%	▲
Other	342	391	14.3%	▲
Total	633	736	16.3%	▲

	Jan	Feb	Mar	Apr	May	Jun	Jul	Aug	Sep	Oct	Nov	Dec	Thru Nov	% Change	Trending	Total
2015	40	70	62	66	40	53	66	55	54	93	34	112	633			745
2016	75	66	75	84	53	54	77	44	76	65	67	-	736	16.3%	▲	736

		Jan	Feb	Mar	Apr	May	Jun	Jul	Aug	Sep	Oct	Nov	Dec	Thru Nov	% Change	Trending	Total
Contested Divorce	2015	-	1	1	2	1	1	2	-	-	1	1	-	10			10
	2016	-	-	-	2	3	-	-	3	3	-	-	-	11	10.0%	▲	11
Domestic and Family - Level 1	2015	-	2	2	4	-	6	1	3	-	2	-	1	20			21
	2016	-	-	-	2	2	1	-	6	-	2	-	-	13	-35.0%	▼	13
Domestic and Family - Level 2	2015	1	1	3	-	1	-	-	1	-	-	-	-	7			7
	2016	1	-	1	1	1	-	-	-	1	-	1	-	6	-14.3%	▼	6
General Civil - Level 2	2015	-	1	3	3	-	4	3	3	1	-	2	-	20			20
	2016	1	-	1	3	1	2	-	1	3	3	1	-	16	-20.0%	▼	16
General Civil - Level 3	2015	-	1	1	3	6	1	1	-	1	3	1	-	18			18
	2016	1	-	1	-	-	-	1	1	-	1	1	-	6	-66.7%	▼	6
Miscellaneous	2015	26	25	23	23	16	14	31	15	34	35	22	35	264			299
	2016	44	32	44	46	29	20	40	11	32	14	27	-	339	28.4%	▲	339
Misdemeanor	2015	2	10	8	6	3	5	3	10	3	8	1	-	59			59
	2016	4	6	3	6	2	4	9	5	9	2	12	-	62	5.1%	▲	62
Non-Capital Felonies and Related Matters	2015	2	9	3	12	5	14	5	7	3	30	2	17	92			109
	2016	9	14	10	10	6	13	10	9	18	31	10	-	140	52.2%	▲	140
Other	2015	8	15	16	6	5	7	17	13	9	12	4	56	112			168
	2016	12	12	8	10	6	9	14	5	10	9	9	-	104	-7.1%	▼	104
Other Criminally Related Matters	2015	-	4	-	1	-	1	1	1	3	1	-	1	12			13
	2016	-	1	1	1	-	-	1	2	-	3	2	-	11	-8.3%	▼	11
Probates/Wills and Trusts - Lev	2016	-	-	-	1	-	-	-	-	-	-	-	-	1			1
Probates/Wills and Trusts - Level 2	2015	-	-	-	-	1	-	-	2	-	-	-	-	3			3
	2016	1	-	1	-	1	-	1	-	-	-	2	-	6	100.0%	▲	6
Uncontested Divorce	2015	1	1	2	6	2	-	2	-	-	1	1	2	16			18
	2016	2	1	5	2	2	5	1	1	-	-	2	-	21	31.3%	▲	21

Court: Orange Circuit

Start/End Date: Jan-15 / Nov-16

2015 Average Month: 151

Jan-Nov 2015: 1,624

Filings Trending: ▲

Circuit/Court ID: 16

216137


Type of Case: Filings

2016 Average Month: 179

Jan-Nov 2016 : 1,968

Overall AVG. Month: 164

Monthly Summary

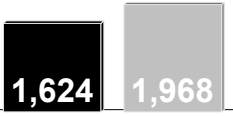


Jan 15-Nov 16

Totals

	2015	2016
Civil	386	324
Criminal	780	801
Other	640	843
Total	1,806	1,968

Jan --- Nov Filings



1,624 1,968

2015 2016

Jan --- Nov Filings

	2015	2016	% Change	Trending
Civil	349	324	-7.2%	▼
Criminal	742	801	8.0%	▲
Other	533	843	58.2%	▲
Total	1,624	1,968	21.2%	▲

	Jan	Feb	Mar	Apr	May	Jun	Jul	Aug	Sep	Oct	Nov	Dec	Thru Nov	% Change	Trending	Total
2015	140	97	211	132	187	101	160	86	178	124	208	182	1,624			1,806
2016	173	196	235	201	183	127	223	125	205	115	185	-	1,968	21.2%	▲	1,968

		Jan	Feb	Mar	Apr	May	Jun	Jul	Aug	Sep	Oct	Nov	Dec	Thru Nov	% Change	Trending	Total
Administrative Law	2015	-	1	-	-	1	-	-	-	-	-	2	-	4			4
Capital Murder	2016	-	-	-	1	-	-	-	-	-	-	-	-	1			1
Contested Divorce	2015	3	3	6	5	4	3	5	4	3	2	3	3	41			44
	2016	5	2	1	2	1	2	2	1	2	3	2	-	23	-43.9%	▼	23
Domestic and Family - Level 1	2015	4	4	1	5	-	1	6	-	4	-	7	1	32			33
	2016	1	6	5	-	1	1	3	9	3	1	1	-	31	-3.1%	▼	31
Domestic and Family - Level 2	2015	2	-	2	4	1	3	2	1	1	-	3	-	19			19
	2016	1	-	-	2	1	3	1	1	-	-	-	-	9	-52.6%	▼	9
General Civil - Level 1	2015	-	-	-	-	-	-	1	1	1	-	1	-	4			4
	2016	-	-	-	3	-	-	-	-	-	1	-	-	4	0.0%	↔	4
General Civil - Level 2	2015	5	3	5	4	6	4	8	3	3	5	9	9	55			64
	2016	3	2	2	3	4	5	4	3	8	1	3	-	38	-30.9%	▼	38
General Civil - Level 3	2015	2	5	7	1	3	-	3	3	4	2	1	2	31			33
	2016	5	6	3	2	9	3	-	7	3	2	5	-	45	45.2%	▲	45
Miscellaneous	2015	45	48	60	51	42	61	52	46	61	65	76	119	607			726
	2016	86	121	120	61	65	66	70	71	82	78	89	-	909	49.8%	▲	909
Misdemeanor	2015	13	1	24	12	22	4	22	8	30	3	24	7	163			170
	2016	10	12	14	8	16	5	30	3	18	4	17	-	137	-16.0%	▼	137
Non-Capital Felonies and Related Matters	2015	60	24	96	42	98	12	41	14	57	29	70	23	543			566
	2016	51	38	78	107	75	28	101	19	77	16	51	-	641	18.0%	▲	641
Other	2015	-	2	2	1	1	5	1	2	4	8	3	2	29			31
	2016	2	4	2	4	2	4	5	4	4	5	1	-	37	27.6%	▲	37
Other Criminally Related Matters	2015	-	3	3	-	5	-	12	-	5	4	6	8	38			46
	2016	5	1	1	-	4	3	-	-	1	1	6	-	22	-42.1%	▼	22
Probates/Wills and Trusts - Level 2	2015	-	-	-	1	-	1	-	2	-	1	-	1	5			6
	2016	1	-	1	1	1	1	2	1	1	1	-	-	10	100.0%	▲	10
Uncontested Divorce	2015	6	3	5	6	4	7	7	2	5	5	3	7	53			60
	2016	3	4	8	7	4	6	5	6	6	2	10	-	61	15.1%	▲	61

Court: Charlottesville Circuit

Start/End Date: Jan-15 / Nov-16

2015 Average Month: 126

Jan-Nov 2015: 1,360

Filings Trending: ▲

Circuit/Court ID: 16

216540

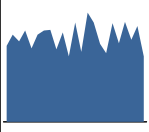
Type of Case: Filings

2016 Average Month:129

Jan-Nov 2016 : 1,419

Overall AVG. Month: 127

Monthly Summary



Jan 15-Nov 16

Totals

	2015	2016
Civil	414	413
Criminal	915	837
Other	180	169
Total	1,509	1,419

Jan --- Nov Filings

1,360

2015

1,419

2016

Jan --- Nov Filings

	2015	2016	% Change	Trending
Civil	375	413	10.1%	▲
Criminal	832	837	0.6%	▲
Other	153	169	10.5%	▲
Total	1,360	1,419	4.3%	▲

	Jan	Feb	Mar	Apr	May	Jun	Jul	Aug	Sep	Oct	Nov	Dec	Thru Nov	% Change	Trending	Total
2015	114	131	121	137	110	131	137	138	109	134	98	149	1,360			1,509
2016	105	164	149	117	103	148	118	150	123	144	98	-	1,419	4.3%	▲	1,419

		Jan	Feb	Mar	Apr	May	Jun	Jul	Aug	Sep	Oct	Nov	Dec	Thru Nov	% Change	Trending	Total
Administrative Law	2015	-	-	-	1	3	1	1	-	-	1	1	-	8			8
	2016	1	1	-	-	-	1	1	-	1	-	-	-	5	-37.5%	▼	5
Capital Murder	2015	-	-	-	-	-	1	-	-	-	-	-	-	1			1
	2016	1	1	5	2	2	2	2	2	1	-	2	3	20			23
Contested Divorce	2015	-	-	-	-	-	1	-	-	-	-	-	-	1			1
	2016	-	2	-	-	1	2	2	-	2	1	1	-	11	-45.0%	▼	11
Domestic and Family - Level 1	2015	4	3	2	4	1	6	3	-	2	4	2	5	31			36
	2016	4	5	5	1	5	-	4	2	4	7	2	-	39	25.8%	▲	39
Domestic and Family - Level 2	2015	3	2	1	1	1	2	1	3	2	3	-	3	19			22
	2016	1	2	3	3	5	1	3	-	5	6	-	-	29	52.6%	▲	29
General Civil - Level 1	2015	1	2	-	2	-	-	2	2	-	3	-	1	12			13
	2016	1	2	-	-	1	1	-	3	1	-	1	-	10	-16.7%	▼	10
General Civil - Level 2	2015	6	15	12	6	8	7	4	5	5	14	5	6	87			93
	2016	2	7	11	5	9	10	4	9	4	7	8	-	76	-12.6%	▼	76
General Civil - Level 3	2015	5	7	5	4	5	4	5	3	5	4	3	3	50			53
	2016	2	2	4	3	5	3	5	4	7	6	2	-	43	-14.0%	▼	43
Miscellaneous	2015	26	21	20	20	20	18	28	27	28	18	21	40	247			287
	2016	29	36	34	15	22	32	22	28	39	34	24	-	315	27.5%	▲	315
Misdemeanor	2015	14	22	4	14	16	27	18	20	14	7	18	23	174			197
	2016	19	22	22	22	11	26	21	28	17	25	20	-	233	33.9%	▲	233
Non-Capital Felonies and Related Matters	2015	47	54	64	76	51	52	61	62	45	70	41	56	623			679
	2016	41	76	60	56	36	62	48	70	35	53	36	-	573	-8.0%	▼	573
Other	2015	-	-	-	-	-	-	1	-	-	-	-	-	1			1
	2016	2	-	-	2	-	1	-	-	-	-	1	-	6	500.0%	▲	6
Other Criminally Related Matters	2015	3	3	2	1	2	3	6	6	2	6	1	4	35			39
	2016	2	2	4	6	3	4	3	3	4	2	-	-	33	-5.7%	▼	33
Probates/Wills and Trusts - Lev	2015	1	-	-	-	-	-	-	-	-	1	-	-	2			2
Probates/Wills and Trusts - Level 2	2015	-	1	1	-	-	5	-	1	-	1	2	1	11			12
	2016	1	-	1	1	1	-	1	1	-	-	-	-	6	-45.5%	▼	6
Uncontested Divorce	2015	3	-	5	6	1	3	5	7	5	2	2	4	39			43
	2016	-	7	5	3	4	5	4	2	4	3	3	-	40	2.6%	▲	40

Court: Arlington Circuit

Start/End Date: Jan-15 / Nov-16

2015 Average Month: 804

Jan-Nov 2015: 8,531

Filings Trending: ▲

Circuit/Court ID: 17

217013


Type of Case: Filings

2016 Average Month:911

Jan-Nov 2016 : 10,020

Overall AVG. Month: 855

Monthly Summary




Jan 15-Nov 16

Totals

	2015	2016
Civil	2,408	2,334
Criminal	4,264	4,574
Other	2,975	3,112
Total	9,647	10,020

Jan --- Nov Filings



8,531 2015 10,020 2016

Jan --- Nov Filings

	2015	2016	% Change	Trending
Civil	2,195	2,334	6.3%	▲
Criminal	3,849	4,574	18.8%	▲
Other	2,487	3,112	25.1%	▲
Total	8,531	10,020	17.5%	▲

	Jan	Feb	Mar	Apr	May	Jun	Jul	Aug	Sep	Oct	Nov	Dec	Thru Nov	% Change	Trending	Total
2015	716	703	837	858	721	814	798	744	707	837	796	1,116	8,531			9,647
2016	842	826	784	875	943	973	945	1,046	866	1,036	884	-	10,020	17.5%	▲	10,020

		Jan	Feb	Mar	Apr	May	Jun	Jul	Aug	Sep	Oct	Nov	Dec	Thru Nov	% Change	Trending	Total
Administrative Law	2015	1	-	2	-	-	2	1	1	-	1	2	-	10			10
	2016	-	5	2	2	3	-	2	1	1	4	2	-	22	120.0%	▲	22
Contested Divorce	2015	14	8	18	30	13	24	20	16	21	18	18	21	200			221
	2016	12	17	25	18	25	28	17	16	15	16	25	-	214	7.0%	▲	214
Domestic and Family - Level 1	2015	8	11	7	10	6	4	7	22	15	3	9	15	102			117
	2016	16	2	13	10	10	10	8	11	4	8	19	-	111	8.8%	▲	111
Domestic and Family - Level 2	2015	6	9	7	9	5	10	2	7	5	7	12	10	79			89
	2016	4	10	3	4	6	4	8	6	7	15	6	-	73	-7.6%	▼	73
General Civil - Level 1	2015	1	2	5	2	2	2	2	-	4	2	-	3	22			25
	2016	3	3	2	4	3	3	2	3	1	1	-	-	25	13.6%	▲	25
General Civil - Level 2	2015	39	23	37	34	43	41	38	38	35	36	36	41	400			441
	2016	28	58	43	31	41	57	44	57	35	47	72	-	513	28.3%	▲	513
General Civil - Level 3	2015	8	9	17	7	14	9	12	12	8	15	9	8	120			128
	2016	8	8	14	13	4	10	11	27	5	5	11	-	116	-3.3%	▼	116
Miscellaneous	2015	160	148	130	161	131	142	163	159	148	151	178	274	1,671			1,945
	2016	177	184	177	140	139	172	197	182	159	170	181	-	1,878	12.4%	▲	1,878
Misdemeanor	2015	45	51	71	60	56	53	40	43	38	56	71	70	584			654
	2016	58	64	58	69	78	98	73	110	99	83	57	-	847	45.0%	▲	847
Non-Capital Felonies and Related Matters	2015	187	193	238	297	220	253	257	242	217	282	223	277	2,609			2,886
	2016	163	253	186	278	339	331	322	336	296	410	259	-	3,173	21.6%	▲	3,173
Other	2015	124	174	150	155	128	190	178	108	146	144	153	296	1,650			1,946
	2016	300	129	155	221	206	174	177	198	176	201	180	-	2,117	28.3%	▲	2,117
Other Criminally Related Matters	2015	86	49	114	43	66	47	40	59	37	78	50	72	669			741
	2016	41	63	70	56	51	55	50	61	31	44	42	-	564	-15.7%	▼	564
Probates/Wills and Trusts - Level 1	2015	-	1	2	2	6	2	4	2	2	1	1	1	23			24
	2016	4	1	4	2	2	1	1	-	1	-	1	-	17	-26.1%	▼	17
Probates/Wills and Trusts - Level 2	2015	8	5	11	13	9	7	5	8	7	9	8	9	90			99
	2016	8	11	13	9	11	9	9	11	11	10	5	-	107	18.9%	▲	107
Uncontested Divorce	2015	29	20	28	35	22	28	29	27	24	34	26	19	302			321
	2016	20	18	19	18	25	21	24	27	25	22	24	-	243	-19.5%	▼	243

Court: Fauquier Circuit

Start/End Date: Jan-15 / Nov-16

2015 Average Month: 298

Jan-Nov 2015: 2,992

Filings Trending: ▲

Circuit/Court ID: 20

220061


Type of Case: Filings

2016 Average Month:313

Jan-Nov 2016 : 3,444

Overall AVG. Month: 305

Monthly Summary



Jan 15-Nov 16

Totals

	2015	2016
Civil	791	782
Criminal	959	997
Other	1,826	1,665
Total	3,576	3,444

Jan --- Nov Filings

2,992

3,444

2015

2016

Jan --- Nov Filings

	2015	2016	% Change	Trending
Civil	717	782	9.1%	▲
Criminal	900	997	10.8%	▲
Other	1,375	1,665	21.1%	▲
Total	2,992	3,444	15.1%	▲

	Jan	Feb	Mar	Apr	May	Jun	Jul	Aug	Sep	Oct	Nov	Dec	Thru Nov	% Change	Trending	Total
2015	266	290	317	269	295	250	267	238	229	245	326	584	2,992			3,576
2016	405	353	384	282	306	263	329	285	293	222	322	-	3,444	15.1%	▲	3,444

		Jan	Feb	Mar	Apr	May	Jun	Jul	Aug	Sep	Oct	Nov	Dec	Thru Nov	% Change	Trending	Total
Administrative Law	2015	-	-	-	-	-	-	-	2	-	-	-	1	2			3
	2016	-	1	-	-	-	-	-	-	2	-	1	-	4	100.0%	▲	4
Contested Divorce	2015	5	7	3	4	5	7	2	3	8	4	4	4	52			56
	2016	3	5	7	4	7	6	3	4	5	8	2	-	54	3.8%	▲	54
Domestic and Family - Level 1	2015	3	3	-	-	5	7	8	1	2	6	4	-	39			39
	2016	3	3	3	3	2	1	6	1	1	3	3	-	29	-25.6%	▼	29
Domestic and Family - Level 2	2015	1	3	5	3	4	2	3	3	2	-	2	4	28			32
	2016	1	7	3	2	6	-	2	6	2	-	5	-	34	21.4%	▲	34
General Civil - Level 1	2015	1	-	2	2	1	1	-	1	-	-	-	1	8			9
	2016	1	1	3	-	1	-	1	1	2	-	1	-	11	37.5%	▲	11
General Civil - Level 2	2015	7	15	20	11	14	14	12	11	11	11	8	10	134			144
	2016	13	12	13	15	17	10	9	18	18	5	11	-	141	5.2%	▲	141
General Civil - Level 3	2015	1	3	1	7	6	2	3	4	1	5	7	7	40			47
	2016	1	8	5	4	8	3	4	2	5	5	7	-	52	30.0%	▲	52
Miscellaneous	2015	104	127	129	109	106	110	106	115	102	100	137	253	1,245			1,498
	2016	208	206	176	124	103	102	137	118	117	121	167	-	1,579	26.8%	▲	1,579
Misdemeanor	2015	14	22	17	14	33	17	19	13	12	23	33	25	217			242
	2016	21	18	39	19	29	26	38	30	34	24	20	-	298	37.3%	▲	298
Non-Capital Felonies and Related Matters	2015	90	53	80	65	67	24	52	39	38	46	81	32	635			667
	2016	101	54	87	42	80	31	70	42	47	30	67	-	651	2.5%	▲	651
Other	2015	25	38	39	41	35	54	40	32	40	32	28	229	404			633
	2016	37	19	27	36	33	62	34	40	44	16	22	-	370	-8.4%	▼	370
Other Criminally Related Matters	2015	7	1	4	2	5	4	5	3	2	6	9	3	48			51
	2016	4	3	5	5	8	6	6	6	3	1	3	-	50	4.2%	▲	50
Probates/Wills and Trusts - Level 1	2015	-	-	1	1	-	-	-	-	-	-	-	-	2			2
	2016	-	-	-	-	-	-	1	-	-	-	-	-	1	-50.0%	▼	1
Probates/Wills and Trusts - Level 2	2015	2	4	-	5	1	2	1	-	-	2	-	-	17			17
	2016	1	2	-	2	1	5	-	-	1	2	1	-	15	-11.8%	▼	15
Protective Orders	2015	1	1	1	-	-	1	2	1	1	1	1	-	10			10
	2016	-	2	2	3	-	2	3	1	-	-	-	-	13	30.0%	▲	13
Uncontested Divorce	2015	5	13	15	5	13	5	14	10	10	9	12	15	111			126
	2016	11	12	14	23	11	9	15	16	12	7	12	-	142	27.9%	▲	142

Court: Loudoun Circuit

Start/End Date: Jan-15 / Nov-16

2015 Average Month: 879

Jan-Nov 2015: 9,300

Filings Trending: ▲

Circuit/Court ID: 20

220107


Type of Case: Filings

2016 Average Month:889

Jan-Nov 2016 : 9,783

Overall AVG. Month: 884

Monthly Summary



Jan 15-Nov 16

Totals

	2015	2016
Civil	4,425	4,030
Criminal	2,541	2,100
Other	3,577	3,653
Total	10,543	9,783

Jan --- Nov Filings

9,300

2015

9,783

2016

Jan --- Nov Filings

	2015	2016	% Change	Trending
Civil	4,052	4,030	-0.5%	▼
Criminal	2,339	2,100	-10.2%	▼
Other	2,909	3,653	25.6%	▲
Total	9,300	9,783	5.2%	▲

	Jan	Feb	Mar	Apr	May	Jun	Jul	Aug	Sep	Oct	Nov	Dec	Thru Nov	% Change	Trending	Total
2015	785	748	797	883	816	880	928	859	863	841	900	1,243	9,300			10,543
2016	953	939	1,029	835	831	948	781	946	857	802	862	-	9,783	5.2%	▲	9,783

		Jan	Feb	Mar	Apr	May	Jun	Jul	Aug	Sep	Oct	Nov	Dec	Thru Nov	% Change	Trending	Total
Administrative Law	2015	8	3	4	1	1	5	6	5	-	2	3	1	38			39
	2016	1	-	-	1	1	1	4	1	2	5	-	-	16	-57.9%	▼	16
Capital Murder	2015	-	5	-	-	-	-	-	-	-	-	-	-	5			5
	2016	17	18	23	23	21	12	35	22	17	24	27	18	239			257
Contested Divorce	2015	21	21	27	17	21	22	27	20	28	15	21	-	240	0.4%	▲	240
	2016	32	24	27	20	30	19	22	8	33	18	20	43	253			296
Domestic and Family - Level 1	2015	13	16	20	14	10	18	23	13	16	15	17	-	175	-30.8%	▼	175
	2016	13	8	15	15	15	13	11	12	7	16	11	9	136			145
Domestic and Family - Level 2	2015	7	9	11	8	8	11	12	11	15	16	5	-	113	-16.9%	▼	113
	2016	-	3	-	4	4	1	1	4	2	1	1	3	21			24
General Civil - Level 1	2015	4	1	5	-	1	2	2	3	4	1	-	-	23	9.5%	▲	23
	2016	22	46	46	56	54	48	53	43	42	45	49	38	504			542
General Civil - Level 2	2015	36	49	44	47	57	46	48	57	43	46	39	-	512	1.6%	▲	512
	2016	24	18	30	28	32	33	29	21	31	30	18	32	294			326
General Civil - Level 3	2015	28	48	55	44	38	50	19	32	20	37	38	-	409	39.1%	▲	409
	2016	394	379	372	404	362	405	433	414	411	402	502	839	4,478			5,317
Miscellaneous	2015	572	503	504	447	429	492	415	451	446	419	481	-	5,159	15.2%	▲	5,159
	2016	39	40	37	55	36	42	45	44	45	52	40	45	475			520
Misdemeanor	2015	31	36	60	47	23	36	22	47	39	43	32	-	416	-12.4%	▼	416
	2016	119	101	111	132	121	154	155	121	140	134	136	131	1,424			1,555
Non-Capital Felonies and Related Matters	2015	105	100	163	78	131	121	87	129	96	82	87	-	1,179	-17.2%	▼	1,179
	2016	23	9	39	25	22	42	17	37	-	1	1	1	216			217
Other	2015	26	41	31	15	17	33	22	44	34	21	19	-	303	40.3%	▲	303
	2016	29	34	31	43	50	32	41	53	55	51	21	26	440			466
Other Criminally Related Matters	2015	48	48	55	43	26	41	57	42	43	47	58	-	508	15.5%	▲	508
	2016	-	-	-	-	1	-	1	-	2	-	2	1	6			7
Probates/Wills and Trusts - Level 1	2015	-	-	1	-	1	1	-	3	1	1	1	-	9	50.0%	▲	9
	2016	8	8	7	13	5	13	9	11	6	7	9	1	96			97
Probates/Wills and Trusts - Level 2	2015	6	8	6	8	11	9	3	9	7	10	6	-	83	-13.5%	▼	83
	2016	57	52	55	64	62	61	70	64	72	58	60	55	675			730
Uncontested Divorce	2015	55	59	47	66	57	65	40	84	63	44	58	-	638	-5.5%	▼	638

Court: Rappahannock Circuit

Start/End Date: Jan-15 / Nov-16

2015 Average Month: 36

Jan-Nov 2015: 376

Filings Trending: ▲

Circuit/Court ID: 20

220157


Type of Case: Filings

2016 Average Month:38

Jan-Nov 2016 : 420

Overall AVG. Month: 37

Monthly Summary



Jan 15-Nov 16

Totals

	2015	2016
Civil	95	100
Criminal	93	94
Other	248	226
Total	436	420

Jan --- Nov Filings

376

420

2015

2016

Jan --- Nov Filings

	2015	2016	% Change	Trending
Civil	84	100	19.0%	▲
Criminal	91	94	3.3%	▲
Other	201	226	12.4%	▲
Total	376	420	11.7%	▲

	Jan	Feb	Mar	Apr	May	Jun	Jul	Aug	Sep	Oct	Nov	Dec	Thru Nov	% Change	Trending	Total
2015	31	29	45	29	38	37	39	24	39	37	28	60	376			436
2016	43	45	41	59	34	26	39	31	34	23	45	-	420	11.7%	▲	420

		Jan	Feb	Mar	Apr	May	Jun	Jul	Aug	Sep	Oct	Nov	Dec	Thru Nov	% Change	Trending	Total
Contested Divorce	2015	1	1	-	-	1	-	-	1	1	-	-	-	5			5
	2016	-	-	-	1	1	1	-	-	-	-	1	-	4	-20.0%	▼	4
Domestic and Family - Level 1	2015	-	-	-	1	-	-	-	4	-	-	2	-	7			7
	2016	-	-	-	-	-	2	-	2	-	-	-	-	4	-42.9%	▼	4
Domestic and Family - Level 2	2015	-	-	-	-	3	1	-	-	-	-	-	-	4			4
	2016	-	-	3	1	1	1	-	1	1	-	-	-	8	100.0%	▲	8
General Civil - Level 2	2015	-	-	6	2	-	2	-	1	3	-	1	4	15			19
	2016	-	4	2	-	-	1	-	1	2	1	1	-	12	-20.0%	▼	12
General Civil - Level 3	2015	2	-	-	2	1	1	-	-	2	2	-	3	10			13
	2016	-	-	2	2	1	2	1	1	2	-	-	-	11	10.0%	▲	11
Miscellaneous	2015	9	13	14	10	10	14	13	12	15	21	13	31	144			175
	2016	24	30	18	10	16	8	16	15	18	15	17	-	187	29.9%	▲	187
Misdemeanor	2015	4	2	2	2	-	3	7	-	3	3	2	1	28			29
	2016	2	3	1	4	3	-	3	3	1	-	7	-	27	-3.6%	▼	27
Non-Capital Felonies and Related Matters	2015	8	2	11	5	12	-	10	1	2	3	5	1	59			60
	2016	9	1	2	33	2	1	2	-	2	-	12	-	64	8.5%	▲	64
Other	2015	6	7	10	5	7	11	7	5	10	7	5	18	80			98
	2016	6	5	10	7	8	10	15	7	6	5	4	-	83	3.8%	▲	83
Other Criminally Related Matters	2015	-	-	1	-	1	-	2	-	-	-	-	-	4			4
	2016	-	-	-	-	1	-	-	-	-	-	2	-	3	-25.0%	▼	3
Probates/Wills and Trusts - Lev	2016	-	-	-	-	-	-	-	-	-	1	-	-	1			1
Probates/Wills and Trusts - Level 2	2015	1	-	-	1	-	1	-	-	-	-	-	-	3			3
	2016	-	-	-	-	-	-	-	-	1	-	-	-	1	-66.7%	▼	1
Uncontested Divorce	2015	-	4	1	1	3	4	-	-	3	1	-	2	17			19
	2016	2	2	3	1	1	-	2	1	1	1	1	-	15	-11.8%	▼	15



Court: Henry Circuit

Start/End Date: Jan-15 / Nov-16

2015 Average Month: 308

Jan-Nov 2015: 3,423

Filings Trending: ▲

Circuit/Court ID: 21

221089


Type of Case: Filings

2016 Average Month: 379

Jan-Nov 2016 : 4,171

Overall AVG. Month: 342

Monthly Summary




Jan 15-Nov 16

Totals

	2015	2016
Civil	748	734
Criminal	1,701	1,891
Other	1,248	1,546
Total	3,697	4,171

Jan --- Nov Filings



3,423 2015 4,171 2016

Jan --- Nov Filings

	2015	2016	% Change	Trending
Civil	700	734	4.9%	▲
Criminal	1,576	1,891	20.0%	▲
Other	1,147	1,546	34.8%	▲
Total	3,423	4,171	21.9%	▲

	Jan	Feb	Mar	Apr	May	Jun	Jul	Aug	Sep	Oct	Nov	Dec	Thru Nov	% Change	Trending	Total
2015	364	294	408	320	291	287	281	239	327	307	305	274	3,423			3,697
2016	412	503	554	379	345	219	415	374	374	266	330	-	4,171	21.9%	▲	4,171

		Jan	Feb	Mar	Apr	May	Jun	Jul	Aug	Sep	Oct	Nov	Dec	Thru Nov	% Change	Trending	Total
Administrative Law	2015	-	-	-	1	-	-	-	-	-	-	-	-	1			1
Contested Divorce	2015	7	12	9	9	12	9	6	5	9	3	5	8	86			94
	2016	2	9	9	12	5	5	6	5	7	7	4	-	71	-17.4%	▼	71
Domestic and Family - Level 1	2015	2	6	5	1	1	4	6	4	4	1	7	-	41			41
	2016	3	9	2	3	6	3	1	7	8	3	2	-	47	14.6%	▲	47
Domestic and Family - Level 2	2015	1	3	1	-	1	3	1	1	2	-	2	-	15			15
	2016	2	7	1	1	2	-	4	3	-	4	1	-	25	66.7%	▲	25
General Civil - Level 1	2015	-	-	1	1	2	-	-	-	-	-	1	1	5			6
	2016	-	-	-	-	-	-	-	1	2	-	-	-	3	-40.0%	▼	3
General Civil - Level 2	2015	9	4	6	9	8	1	3	7	5	17	6	11	75			86
	2016	7	7	4	5	6	8	4	1	8	3	4	-	57	-24.0%	▼	57
General Civil - Level 3	2015	1	7	9	5	8	1	3	5	5	7	2	2	53			55
	2016	9	16	6	5	3	4	5	5	5	5	2	-	65	22.6%	▲	65
Miscellaneous	2015	125	114	90	115	64	61	83	41	124	88	73	97	978			1,075
	2016	190	199	155	205	106	67	167	115	117	109	95	-	1,525	55.9%	▲	1,525
Misdemeanor	2015	46	18	65	38	34	39	32	47	35	43	53	53	450			503
	2016	43	75	49	30	53	33	30	69	36	36	35	-	489	8.7%	▲	489
Non-Capital Felonies and Related Matters	2015	147	58	138	105	114	42	75	90	85	71	118	69	1,043			1,112
	2016	122	115	275	62	113	50	139	104	131	54	147	-	1,312	25.8%	▲	1,312
Other	2015	14	37	41	17	25	103	36	12	38	45	12	15	380			395
	2016	17	37	27	17	20	19	32	29	36	18	18	-	270	-28.9%	▼	270
Other Criminally Related Matters	2015	2	7	16	1	8	7	5	8	6	13	13	4	86			90
	2016	6	8	9	11	13	10	10	6	6	11	2	-	92	7.0%	▲	92
Probates/Wills and Trusts - Level 1	2015	-	-	1	1	1	-	-	-	-	-	-	-	3			3
	2016	-	2	1	-	-	-	-	1	-	-	-	-	4	33.3%	▲	4
Probates/Wills and Trusts - Level 2	2015	1	1	3	1	3	1	5	2	2	4	-	-	23			23
	2016	1	2	1	7	2	2	7	4	3	1	4	-	34	47.8%	▲	34
Protective Orders	2015	-	-	-	-	-	-	-	-	-	-	-	1	0			1
	2016	-	-	-	-	-	-	-	1	-	-	-	-	1	0.0%	↔	1
Uncontested Divorce	2015	9	27	23	16	10	16	26	17	12	15	13	13	184			197
	2016	10	17	15	21	16	18	10	23	15	15	16	-	176	-4.3%	▼	176

Court: Patrick Circuit

Start/End Date: Jan-15 / Nov-16

2015 Average Month: 110

Jan-Nov 2015: 1,214

Filings Trending: ▲

Circuit/Court ID: 21

221141

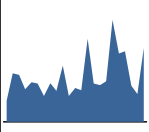
Type of Case: Filings

2016 Average Month:166

Jan-Nov 2016 : 1,826

Overall AVG. Month: 137

Monthly Summary



Jan 15-Nov 16

Totals

	2015	2016
Civil	255	218
Criminal	651	1,041
Other	409	567
Total	1,315	1,826

Jan --- Nov Filings

1,214

2015

1,826

2016

Jan --- Nov Filings

	2015	2016	% Change	Trending
Civil	239	218	-8.8%	▼
Criminal	600	1,041	73.5%	▲
Other	375	567	51.2%	▲
Total	1,214	1,826	50.4%	▲

	Jan	Feb	Mar	Apr	May	Jun	Jul	Aug	Sep	Oct	Nov	Dec	Thru Nov	% Change	Trending	Total
2015	63	146	141	98	119	115	77	116	93	169	77	101	1,214			1,315
2016	95	249	115	110	122	306	205	212	108	83	221	-	1,826	50.4%	▲	1,826

		Jan	Feb	Mar	Apr	May	Jun	Jul	Aug	Sep	Oct	Nov	Dec	Thru Nov	% Change	Trending	Total
Capital Murder	2016	-	-	-	-	-	-	-	1	-	-	-	-	1			1
Contested Divorce	2015	4	1	1	1	1	4	4	3	1	1	2	3	23			26
	2016	3	3	1	4	2	-	2	1	-	1	1	-	18	-21.7%	▼	18
Domestic and Family - Level 1	2015	1	6	-	-	2	1	2	-	1	2	1	-	16			16
	2016	-	4	-	-	2	2	1	1	-	-	-	-	10	-37.5%	▼	10
Domestic and Family - Level 2	2015	-	1	-	3	1	1	-	-	-	-	-	1	6			7
	2016	-	-	1	1	-	1	-	1	-	-	-	-	4	-33.3%	▼	4
General Civil - Level 1	2015	1	-	-	1	-	-	-	-	-	-	-	-	2			2
	2016	-	-	-	-	-	-	-	-	-	-	1	-	1	-50.0%	▼	1
General Civil - Level 2	2015	4	1	1	2	-	2	1	1	1	2	-	1	15			16
	2016	2	2	-	1	1	2	1	-	-	2	3	-	14	-6.7%	▼	14
General Civil - Level 3	2015	5	2	1	2	-	3	3	2	4	1	2	3	25			28
	2016	-	6	2	2	4	-	2	3	5	3	4	-	31	24.0%	▲	31
Miscellaneous	2015	10	64	56	31	44	54	9	85	15	48	36	36	452			488
	2016	36	126	52	35	51	53	74	62	41	44	55	-	629	39.2%	▲	629
Misdemeanor	2015	5	11	33	20	18	11	14	7	17	29	9	11	174			185
	2016	9	25	22	13	11	15	8	31	4	9	35	-	182	4.6%	▲	182
Non-Capital Felonies and Related Matters	2015	16	45	41	14	36	33	16	15	48	47	9	38	320			358
	2016	35	66	28	33	43	229	108	86	52	12	88	-	780	143.8%	▲	780
Other	2016	-	-	-	-	-	-	2	-	-	1	-	-	3			3
Other Criminally Related Matters	2015	11	8	-	10	14	-	23	1	-	30	9	2	106			108
	2016	2	11	-	17	1	-	1	18	-	-	30	-	80	-24.5%	▼	80
Probates/Wills and Trusts - Lev	2015	-	-	-	-	-	-	-	-	-	-	1	-	1			1
Probates/Wills and Trusts - Level 2	2015	-	-	-	2	-	-	1	-	-	2	-	1	5			6
	2016	-	-	1	-	1	-	3	1	3	2	1	-	12	140.0%	▲	12
Protective Orders	2015	-	-	-	1	-	-	-	-	-	-	-	-	1			1
Uncontested Divorce	2015	6	7	8	11	3	6	4	2	6	7	8	5	68			73
	2016	8	6	8	4	6	4	3	7	3	9	3	-	61	-10.3%	▼	61

Court: Martinsville Circuit

Start/End Date: Jan-15 / Nov-16

2015 Average Month: 146

Jan-Nov 2015: 1,669

Filings Trending: ▼

Circuit/Court ID: 21

221690


Type of Case: Filings

2016 Average Month:127

Jan-Nov 2016 : 1,397

Overall AVG. Month: 137

Monthly Summary



Jan 15-Nov 16

Totals

	2015	2016
Civil	268	151
Criminal	1,258	1,015
Other	228	231
Total	1,754	1,397

Jan --- Nov Filings

1,669

2015

1,397

2016

Jan --- Nov Filings

	2015	2016	% Change	Trending
Civil	255	151	-40.8%	▼
Criminal	1,205	1,015	-15.8%	▼
Other	209	231	10.5%	▲
Total	1,669	1,397	-16.3%	▼

	Jan	Feb	Mar	Apr	May	Jun	Jul	Aug	Sep	Oct	Nov	Dec	Thru Nov	% Change	Trending	Total
2015	130	116	117	172	223	131	256	102	105	136	181	85	1,669			1,754
2016	75	279	109	78	155	75	153	116	98	118	141	-	1,397	-16.3%	▼	1,397

		Jan	Feb	Mar	Apr	May	Jun	Jul	Aug	Sep	Oct	Nov	Dec	Thru Nov	% Change	Trending	Total
Administrative Law	2015	-	-	-	-	-	-	1	-	-	-	-	-	1			1
	2016	-	-	-	-	-	-	-	-	1	-	-	-	1	0.0%	↔	1
Contested Divorce	2015	1	2	1	4	3	2	3	2	-	4	1	-	23			23
	2016	-	-	2	1	1	1	1	-	2	-	-	-	8	-65.2%	▼	8
Domestic and Family - Level 1	2015	-	1	2	1	-	6	-	-	-	8	-	4	18			22
	2016	-	-	-	-	3	-	-	4	-	-	-	-	7	-61.1%	▼	7
Domestic and Family - Level 2	2015	-	1	-	-	-	-	-	-	-	2	1	-	4			4
	2016	5	1	-	-	-	-	1	-	-	-	1	-	8	100.0%	▲	8
General Civil - Level 1	2015	3	-	2	-	1	-	1	-	1	-	-	-	8			8
	2016	-	-	-	-	-	-	-	1	-	1	-	-	2	-75.0%	▼	2
General Civil - Level 2	2015	3	2	1	5	-	2	1	3	7	1	1	2	26			28
	2016	1	2	1	2	1	1	3	3	3	4	1	-	22	-15.4%	▼	22
General Civil - Level 3	2015	1	1	1	-	1	-	1	-	-	4	-	2	9			11
	2016	2	2	-	2	1	1	2	-	1	2	2	-	15	66.7%	▲	15
Miscellaneous	2015	15	11	15	9	11	16	25	19	13	18	14	16	166			182
	2016	14	10	25	10	15	11	12	18	12	12	17	-	156	-6.0%	▼	156
Misdemeanor	2015	23	12	17	27	22	18	100	29	19	27	40	15	334			349
	2016	9	29	16	9	18	7	16	31	17	23	21	-	196	-41.3%	▼	196
Non-Capital Felonies and Related Matters	2015	55	67	32	83	167	67	96	29	48	52	110	35	806			841
	2016	26	207	49	34	105	42	103	47	46	52	81	-	792	-1.7%	▼	792
Other	2015	18	8	15	21	9	11	10	14	9	10	9	7	134			141
	2016	11	16	5	15	6	8	10	12	6	18	10	-	117	-12.7%	▼	117
Other Criminally Related Matters	2015	8	4	19	11	3	3	5	2	5	2	4	3	66			69
	2016	1	6	5	2	-	1	1	-	2	5	5	-	28	-57.6%	▼	28
Probates/Wills and Trusts - Level 2	2015	1	-	-	1	1	2	2	-	1	-	-	-	8			8
	2016	1	2	1	-	1	1	-	-	1	-	-	-	7	-12.5%	▼	7
Uncontested Divorce	2015	2	7	12	10	5	4	11	4	2	8	1	1	66			67
	2016	5	4	5	3	4	2	4	-	7	1	3	-	38	-42.4%	▼	38

Court: Franklin County Circuit

Start/End Date: Jan-15 / Nov-16

2015 Average Month: 315

Jan-Nov 2015: 3,391

Filings Trending: ▲

Circuit/Court ID: 22

222067


Type of Case: Filings

2016 Average Month:324

Jan-Nov 2016 : 3,563

Overall AVG. Month: 319

Monthly Summary



Jan 15-Nov 16

Totals

	2015	2016
Civil	822	632
Criminal	1,861	1,723
Other	1,096	1,208
Total	3,779	3,563

Jan --- Nov Filings

3,391

2015

3,563

2016

Jan --- Nov Filings

	2015	2016	% Change	Trending
Civil	737	632	-14.2%	▼
Criminal	1,743	1,723	-1.1%	▼
Other	911	1,208	32.6%	▲
Total	3,391	3,563	5.1%	▲

	Jan	Feb	Mar	Apr	May	Jun	Jul	Aug	Sep	Oct	Nov	Dec	Thru Nov	% Change	Trending	Total
2015	286	219	418	308	355	272	238	326	372	260	337	388	3,391			3,779
2016	353	338	579	299	235	322	255	340	287	223	332	-	3,563	5.1%	▲	3,563

		Jan	Feb	Mar	Apr	May	Jun	Jul	Aug	Sep	Oct	Nov	Dec	Thru Nov	% Change	Trending	Total
Administrative Law	2015	-	-	2	-	-	-	-	-	-	-	-	-	2			2
	2016	-	-	-	-	-	-	-	1	-	-	-	-	1	-50.0%	▼	1
Capital Murder	2015	-	2	-	-	-	-	-	-	-	-	-	-	2			2
	2016	-	-	-	-	-	-	-	-	-	-	1	-	1	-50.0%	▼	1
Contested Divorce	2015	8	9	7	8	5	10	5	5	5	6	6	2	74			76
	2016	2	8	6	6	8	4	4	5	4	1	1	-	49	-33.8%	▼	49
Domestic and Family - Level 1	2015	12	10	13	8	6	10	5	17	15	8	5	32	109			141
	2016	2	5	4	22	5	7	12	7	10	8	11	-	93	-14.7%	▼	93
Domestic and Family - Level 2	2015	1	-	2	3	4	1	2	3	-	3	2	-	21			21
	2016	3	5	2	4	-	2	1	8	-	1	1	-	27	28.6%	▲	27
General Civil - Level 1	2015	-	-	1	-	1	-	1	-	1	-	1	-	5			5
	2016	-	-	2	-	-	-	-	-	-	-	-	-	2	-60.0%	▼	2
General Civil - Level 2	2015	5	9	5	6	11	11	5	12	6	6	8	8	84			92
	2016	4	3	7	11	10	8	8	2	10	9	6	-	78	-7.1%	▼	78
General Civil - Level 3	2015	2	5	3	4	9	8	12	11	14	5	7	15	80			95
	2016	2	3	1	6	8	4	3	7	7	8	8	-	57	-28.8%	▼	57
Miscellaneous	2015	102	84	109	107	81	65	89	113	135	104	98	199	1,087			1,286
	2016	183	173	145	82	81	105	116	136	128	112	103	-	1,364	25.5%	▲	1,364
Misdemeanor	2015	33	30	91	51	74	19	35	45	50	30	41	42	499			541
	2016	53	44	97	73	44	44	30	49	40	33	37	-	544	9.0%	▲	544
Non-Capital Felonies and Related Matters	2015	112	56	153	100	140	133	62	96	119	76	148	66	1,195			1,261
	2016	80	78	295	71	65	125	62	95	66	35	144	-	1,116	-6.6%	▼	1,116
Other	2015	-	-	1	2	2	1	-	-	1	1	1	-	9			9
	2016	1	-	-	1	-	-	-	3	-	2	1	-	8	-11.1%	▼	8
Other Criminally Related Matters	2015	1	3	5	1	3	1	10	7	4	8	5	10	48			58
	2016	5	4	2	7	5	8	8	9	7	2	7	-	64	33.3%	▲	64
Probates/Wills and Trusts - Level 1	2015	-	-	-	1	1	1	-	-	-	-	-	-	3			3
	2016	-	-	-	-	-	-	-	1	1	-	-	-	2	-33.3%	▼	2
Probates/Wills and Trusts - Level 2	2015	-	-	3	1	-	1	1	1	2	2	1	1	12			13
	2016	3	1	-	2	-	-	-	2	2	-	3	-	13	8.3%	▲	13
Protective Orders	2016	-	-	-	-	-	-	1	1	-	-	-	-	2			2
Uncontested Divorce	2015	10	11	23	16	18	11	11	16	20	11	14	13	161			174
	2016	15	14	18	14	9	15	10	14	12	12	9	-	142	-11.8%	▼	142

Court: Pittsylvania Circuit

Start/End Date: Jan-15 / Nov-16

2015 Average Month: 311

Jan-Nov 2015: 3,371

Filings Trending: ▲

Circuit/Court ID: 22

222143


Type of Case: Filings

2016 Average Month:378

Jan-Nov 2016 : 4,155

Overall AVG. Month: 343

Monthly Summary




Jan 15-Nov 16

Totals

	2015	2016
Civil	696	662
Criminal	1,342	1,348
Other	1,695	2,145
Total	3,733	4,155

Jan --- Nov Filings



3,371 2015 4,155 2016

Jan --- Nov Filings

	2015	2016	% Change	Trending
Civil	668	662	-0.9%	▼
Criminal	1,245	1,348	8.3%	▲
Other	1,458	2,145	47.1%	▲
Total	3,371	4,155	23.3%	▲

	Jan	Feb	Mar	Apr	May	Jun	Jul	Aug	Sep	Oct	Nov	Dec	Thru Nov	% Change	Trending	Total
2015	233	355	317	344	203	263	267	338	390	342	319	362	3,371			3,733
2016	423	561	490	371	305	370	235	450	270	357	323	-	4,155	23.3%	▲	4,155

		Jan	Feb	Mar	Apr	May	Jun	Jul	Aug	Sep	Oct	Nov	Dec	Thru Nov	% Change	Trending	Total
Administrative Law	2015	-	-	-	-	1	-	-	1	-	1	-	-	3			3
	2016	-	-	1	-	1	-	1	-	-	-	-	-	3	0.0%	↔	3
Capital Murder	2015	-	-	-	-	-	-	-	-	-	-	-	1	0			1
	2016	-	-	-	-	1	1	-	-	-	-	-	-	2	0.0%	↔	2
Contested Divorce	2015	3	5	6	7	5	5	7	10	9	6	3	4	66			70
	2016	1	11	8	6	4	5	11	14	9	8	4	-	81	22.7%	▲	81
Domestic and Family - Level 1	2015	2	5	17	2	1	6	5	14	29	9	10	1	100			101
	2016	6	35	23	6	18	2	13	10	3	4	5	-	125	25.0%	▲	125
Domestic and Family - Level 2	2015	1	1	-	2	-	-	4	3	1	9	4	1	25			26
	2016	2	2	1	1	-	1	4	5	2	3	1	-	22	-12.0%	▼	22
General Civil - Level 1	2015	-	2	1	-	-	-	-	-	1	2	-	1	6			7
	2016	-	1	-	-	-	-	-	-	-	1	-	-	2	-66.7%	▼	2
General Civil - Level 2	2015	4	11	4	7	5	5	5	3	7	4	1	6	56			62
	2016	-	3	7	5	8	5	1	6	7	5	4	-	51	-8.9%	▼	51
General Civil - Level 3	2015	-	19	7	2	2	8	10	8	8	4	2	3	70			73
	2016	4	4	4	4	2	4	4	2	2	3	7	-	40	-42.9%	▼	40
Miscellaneous	2015	111	103	137	102	90	93	113	134	167	151	137	218	1,338			1,556
	2016	269	320	244	157	142	117	128	181	122	160	173	-	2,013	50.4%	▲	2,013
Misdemeanor	2015	13	42	18	48	16	31	19	33	31	39	27	22	317			339
	2016	30	29	27	28	29	23	9	26	33	26	26	-	286	-9.8%	▼	286
Non-Capital Felonies and Related Matters	2015	53	103	79	124	34	69	58	79	95	79	97	70	870			940
	2016	44	97	118	131	55	174	25	149	51	94	68	-	1,006	15.6%	▲	1,006
Other	2015	28	40	28	31	23	31	24	26	26	24	18	24	299			323
	2016	50	43	27	25	28	26	19	30	22	29	16	-	315	5.4%	▲	315
Other Criminally Related Matters	2015	8	3	6	5	10	1	5	6	2	6	8	4	60			64
	2016	7	7	9	2	5	2	3	8	4	8	5	-	60	0.0%	↔	60
Probates/Wills and Trusts - Level 1	2015	-	-	-	-	-	-	-	-	1	-	-	-	1			1
	2016	-	-	-	-	-	-	-	-	1	-	-	-	1	0.0%	↔	1
Probates/Wills and Trusts - Level 2	2015	-	1	4	1	1	2	1	2	-	2	-	2	14			16
	2016	-	3	1	1	2	2	3	1	-	3	2	-	18	28.6%	▲	18
Uncontested Divorce	2015	10	20	10	13	15	12	16	19	13	6	12	5	146			151
	2016	10	6	20	5	10	8	14	18	14	13	12	-	130	-11.0%	▼	130

Court: Danville Circuit

Start/End Date: Jan-15 / Nov-16

2015 Average Month: 331

Jan-Nov 2015: 3,643

Filings Trending: ▲

Circuit/Court ID: 22

222590


Type of Case: Filings

2016 Average Month:373

Jan-Nov 2016 : 4,101

Overall AVG. Month: 351

Monthly Summary




Jan 15-Nov 16

Totals

	2015	2016
Civil	641	623
Criminal	2,926	2,873
Other	406	605
Total	3,973	4,101

Jan --- Nov Filings



3,643 2015 4,101 2016

Jan --- Nov Filings

	2015	2016	% Change	Trending
Civil	585	623	6.5%	▲
Criminal	2,690	2,873	6.8%	▲
Other	368	605	64.4%	▲
Total	3,643	4,101	12.6%	▲

	Jan	Feb	Mar	Apr	May	Jun	Jul	Aug	Sep	Oct	Nov	Dec	Thru Nov	% Change	Trending	Total
2015	232	264	376	405	259	366	273	507	221	400	340	330	3,643			3,973
2016	413	427	445	368	277	448	258	551	328	296	290	-	4,101	12.6%	▲	4,101

		Jan	Feb	Mar	Apr	May	Jun	Jul	Aug	Sep	Oct	Nov	Dec	Thru Nov	% Change	Trending	Total
Administrative Law	2015	-	-	-	-	-	-	-	1	1	-	-	4	2			6
	2016	5	8	2	3	-	2	5	5	5	1	3	-	39	1,850.0%	▲	39
Capital Murder	2015	-	-	-	-	-	-	-	-	-	-	1	-	1			1
	2016	3	5	3	3	2	-	6	3	5	3	1	1	34			35
Contested Divorce	2015	4	4	4	2	4	4	4	5	2	3	4	-	40	17.6%	▲	40
	2016	5	5	5	10	8	8	5	20	5	10	9	8	90			98
Domestic and Family - Level 1	2015	13	10	18	3	5	7	5	7	8	4	9	-	89	-1.1%	▼	89
	2016	3	1	4	3	9	6	3	8	5	5	7	4	54			58
Domestic and Family - Level 2	2015	5	5	3	4	-	4	4	14	7	2	-	-	48	-11.1%	▼	48
	2016	-	-	-	1	1	-	-	-	-	-	1	1	3			4
General Civil - Level 1	2015	1	-	1	2	3	-	-	1	1	1	1	-	11	266.7%	▲	11
	2016	3	5	3	5	3	8	6	6	3	11	5	10	58			68
General Civil - Level 2	2015	5	2	6	11	4	4	10	3	4	4	1	-	54	-6.9%	▼	54
	2016	10	7	2	1	6	5	8	10	7	7	5	5	68			73
General Civil - Level 3	2015	1	5	12	1	12	13	9	4	9	4	4	-	74	8.8%	▲	74
	2016	40	52	58	45	35	40	49	41	57	62	42	56	521			577
Miscellaneous	2015	74	91	159	63	71	50	43	77	68	42	41	-	779	49.5%	▲	779
	2016	41	85	58	140	34	160	54	115	36	109	110	126	942			1,068
Misdemeanor	2015	50	126	58	102	48	117	35	134	66	95	57	-	888	-5.7%	▼	888
	2016	111	92	217	172	148	121	121	278	91	181	146	106	1,678			1,784
Non-Capital Felonies and Related Matters	2015	249	160	167	158	112	223	132	277	131	130	147	-	1,886	12.4%	▲	1,886
	2016	-	-	-	-	-	-	-	1	-	-	-	3	1			4
Other	2015	-	-	-	-	1	-	1	3	1	-	-	-	6	500.0%	▲	6
	2016	6	2	8	10	1	7	7	16	4	4	8	4	73			77
Other Criminally Related Matters	2015	4	9	6	6	10	12	6	11	18	4	14	-	100	37.0%	▲	100
	2016	-	-	-	-	1	-	-	-	-	-	-	-	1			1
Probates/Wills and Trusts - Level 1	2015	-	-	-	2	-	-	-	-	-	2	-	-	4	300.0%	▲	4
	2016	2	-	3	1	3	-	2	-	1	1	-	2	13			15
Probates/Wills and Trusts - Level 2	2015	-	-	-	2	-	2	-	-	1	-	-	-	5	-61.5%	▼	5
	2016	1	-	-	-	-	1	2	-	1	1	-	-	6			6
Protective Orders	2015	2	1	-	-	-	-	-	-	-	-	-	-	3	-50.0%	▼	3
	2016	7	10	15	14	8	10	10	8	5	6	6	-	99			99
Uncontested Divorce	2015	-	6	9	9	7	10	4	10	7	4	8	-	74	-25.3%	▼	74
	2016	-	-	-	-	-	-	-	-	-	-	-	-	-			-

Court: Roanoke County Circuit

Start/End Date: Jan-15 / Nov-16

2015 Average Month: 383

Jan-Nov 2015: 4,072

Filings Trending: ▲

Circuit/Court ID: 23

223161


Type of Case: Filings

2016 Average Month:425

Jan-Nov 2016 : 4,670

Overall AVG. Month: 403

Monthly Summary



Jan 15-Nov 16

Totals

	2015	2016
Civil	1,081	999
Criminal	1,791	1,820
Other	1,729	1,851
Total	4,601	4,670

Jan --- Nov Filings

4,072

2015

4,670

2016

Jan --- Nov Filings

	2015	2016	% Change	Trending
Civil	1,014	999	-1.5%	▼
Criminal	1,658	1,820	9.8%	▲
Other	1,400	1,851	32.2%	▲
Total	4,072	4,670	14.7%	▲

	Jan	Feb	Mar	Apr	May	Jun	Jul	Aug	Sep	Oct	Nov	Dec	Thru Nov	% Change	Trending	Total
2015	365	321	327	385	342	378	400	429	364	387	374	529	4,072			4,601
2016	420	529	461	362	383	374	393	513	374	460	401	-	4,670	14.7%	▲	4,670

		Jan	Feb	Mar	Apr	May	Jun	Jul	Aug	Sep	Oct	Nov	Dec	Thru Nov	% Change	Trending	Total
Administrative Law	2015	-	1	1	-	-	1	1	1	2	-	-	-	7			7
	2016	2	-	-	2	-	-	2	-	1	3	1	-	11	57.1%	▲	11
Contested Divorce	2015	12	10	14	8	12	7	9	13	12	8	10	7	115			122
	2016	3	11	12	13	13	13	13	5	10	8	7	-	108	-6.1%	▼	108
Domestic and Family - Level 1	2015	9	3	26	15	13	5	5	6	21	12	3	5	118			123
	2016	8	15	8	3	9	6	5	19	3	6	7	-	89	-24.6%	▼	89
Domestic and Family - Level 2	2015	3	3	7	7	5	8	2	2	1	4	4	2	46			48
	2016	-	2	5	1	4	4	2	4	3	3	5	-	33	-28.3%	▼	33
General Civil - Level 1	2015	-	1	-	-	-	1	1	3	1	2	-	-	9			9
	2016	-	-	-	-	1	-	-	-	1	-	-	-	2	-77.8%	▼	2
General Civil - Level 2	2015	12	10	16	11	16	11	10	12	12	6	7	11	123			134
	2016	10	6	9	12	14	9	11	7	4	15	8	-	105	-14.6%	▼	105
General Civil - Level 3	2015	15	7	4	3	6	6	9	6	7	7	6	4	76			80
	2016	1	18	4	3	1	4	7	5	8	4	6	-	61	-19.7%	▼	61
Miscellaneous	2015	186	137	135	136	122	103	170	145	163	171	163	340	1,631			1,971
	2016	264	232	221	158	132	176	185	226	178	186	194	-	2,152	31.9%	▲	2,152
Misdemeanor	2015	9	17	19	43	35	45	29	49	30	21	51	39	348			387
	2016	21	54	46	34	48	23	37	33	25	36	25	-	382	9.8%	▲	382
Non-Capital Felonies and Related Matters	2015	86	104	65	131	86	140	119	160	83	126	92	90	1,192			1,282
	2016	83	149	117	93	136	103	105	175	102	167	110	-	1,340	12.4%	▲	1,340
Other	2015	1	1	-	-	-	2	2	-	-	1	1	1	8			9
	2016	-	3	-	1	3	2	1	1	-	1	1	-	13	62.5%	▲	13
Other Criminally Related Matters	2015	4	4	9	9	15	18	17	13	10	8	13	4	120			124
	2016	7	12	9	13	8	3	7	10	12	10	11	-	102	-15.0%	▼	102
Probates/Wills and Trusts - Level 1	2015	2	-	-	1	1	-	-	-	-	-	-	1	4			5
	2016	1	1	-	-	-	-	-	1	-	-	-	-	3	-25.0%	▼	3
Probates/Wills and Trusts - Level 2	2015	9	6	7	2	13	1	3	4	4	3	2	8	54			62
	2016	4	2	3	6	1	4	-	8	6	4	6	-	44	-18.5%	▼	44
Protective Orders	2015	-	-	-	-	-	-	1	-	-	-	-	-	1			1
Uncontested Divorce	2015	17	17	24	19	18	30	22	15	18	18	22	17	220			237
	2016	16	24	27	23	13	27	18	19	21	17	20	-	225	2.3%	▲	225



Court: Roanoke Circuit

Start/End Date: Jan-15 / Nov-16

2015 Average Month: 424

Jan-Nov 2015: 4,614

Filings Trending: ▲

Circuit/Court ID: 23

223770


Type of Case: Filings

2016 Average Month:458

Jan-Nov 2016 : 5,033

Overall AVG. Month: 440

Monthly Summary




Jan 15-Nov 16

Totals

	2015	2016
Civil	1,690	1,675
Criminal	2,394	2,367
Other	1,005	991
Total	5,089	5,033

Jan --- Nov Filings



4,614 2015 5,033 2016

Jan --- Nov Filings

	2015	2016	% Change	Trending
Civil	1,562	1,675	7.2%	▲
Criminal	2,189	2,367	8.1%	▲
Other	863	991	14.8%	▲
Total	4,614	5,033	9.1%	▲

	Jan	Feb	Mar	Apr	May	Jun	Jul	Aug	Sep	Oct	Nov	Dec	Thru Nov	% Change	Trending	Total
2015	418	402	452	411	384	434	466	395	482	448	322	475	4,614			5,089
2016	428	469	547	376	395	442	505	446	454	505	466	-	5,033	9.1%	▲	5,033

		Jan	Feb	Mar	Apr	May	Jun	Jul	Aug	Sep	Oct	Nov	Dec	Thru Nov	% Change	Trending	Total
Administrative Law	2015	-	-	1	1	1	-	2	-	-	1	-	3	6			9
	2016	2	-	1	-	-	-	-	-	-	1	-	-	4	-33.3%	▼	4
Contested Divorce	2015	8	7	15	12	8	10	17	4	11	16	10	7	118			125
	2016	21	7	7	13	17	12	12	16	10	8	9	-	132	11.9%	▲	132
Domestic and Family - Level 1	2015	2	11	10	26	11	18	11	5	45	24	6	25	169			194
	2016	6	8	8	19	15	36	53	24	25	15	33	-	242	43.2%	▲	242
Domestic and Family - Level 2	2015	6	2	4	2	4	3	1	2	2	2	2	2	30			32
	2016	1	3	5	2	1	5	4	1	3	4	8	-	37	23.3%	▲	37
General Civil - Level 1	2015	5	6	5	5	6	3	2	1	3	8	2	3	46			49
	2016	12	6	9	1	6	7	6	3	4	3	6	-	63	37.0%	▲	63
General Civil - Level 2	2015	29	12	21	13	24	26	26	19	17	26	19	25	232			257
	2016	23	18	31	13	25	22	23	16	18	28	15	-	232	0.0%	↔	232
General Civil - Level 3	2015	6	7	5	8	14	4	12	11	10	7	17	11	101			112
	2016	9	11	11	9	9	16	11	21	13	7	9	-	126	24.8%	▲	126
Miscellaneous	2015	130	128	122	122	116	84	119	113	145	132	99	177	1,310			1,487
	2016	160	150	184	116	104	93	132	134	114	114	145	-	1,446	10.4%	▲	1,446
Misdemeanor	2015	30	27	21	26	22	45	29	21	26	32	25	25	304			329
	2016	22	29	28	18	22	29	28	35	43	32	35	-	321	5.6%	▲	321
Non-Capital Felonies and Related Matters	2015	150	162	191	147	125	173	161	163	165	165	109	164	1,711			1,875
	2016	135	182	223	117	151	179	179	150	174	239	150	-	1,879	9.8%	▲	1,879
Other	2015	5	2	3	-	5	5	29	3	1	2	4	1	59			60
	2016	-	2	2	1	2	3	5	1	2	9	7	-	34	-42.4%	▼	34
Other Criminally Related Matters	2015	19	9	11	18	16	23	18	15	24	10	13	16	176			192
	2016	17	15	8	26	9	19	19	9	15	16	20	-	173	-1.7%	▼	173
Probates/Wills and Trusts - Level 1	2015	-	1	-	1	-	1	1	-	1	-	-	-	5			5
	2016	-	-	-	1	-	-	-	1	-	-	-	-	2	-60.0%	▼	2
Probates/Wills and Trusts - Level 2	2015	1	7	1	3	4	4	3	2	3	2	1	1	31			32
	2016	2	8	2	3	5	4	3	3	7	4	2	-	43	38.7%	▲	43
Uncontested Divorce	2015	27	21	42	27	28	35	35	36	29	21	15	15	316			331
	2016	18	30	28	37	29	17	30	32	26	25	27	-	299	-5.4%	▼	299

Court: Salem Circuit

Start/End Date: Jan-15 / Nov-16

2015 Average Month: 117

Jan-Nov 2015: 1,279

Filings Trending: ▲

Circuit/Court ID: 23

223775


Type of Case: Filings

2016 Average Month:142

Jan-Nov 2016 : 1,564

Overall AVG. Month: 129

Monthly Summary



Jan 15-Nov 16

Totals

	2015	2016
Civil	338	319
Criminal	681	841
Other	380	404
Total	1,399	1,564

Jan --- Nov Filings

1,279

2015

1,564

2016

Jan --- Nov Filings

	2015	2016	% Change	Trending
Civil	310	319	2.9%	▲
Criminal	645	841	30.4%	▲
Other	324	404	24.7%	▲
Total	1,279	1,564	22.3%	▲

	Jan	Feb	Mar	Apr	May	Jun	Jul	Aug	Sep	Oct	Nov	Dec	Thru Nov	% Change	Trending	Total
2015	76	122	118	118	115	136	115	138	115	111	115	120	1,279			1,399
2016	155	142	162	144	150	99	135	165	171	105	136	-	1,564	22.3%	▲	1,564

		Jan	Feb	Mar	Apr	May	Jun	Jul	Aug	Sep	Oct	Nov	Dec	Thru Nov	% Change	Trending	Total
Contested Divorce	2015	4	6	2	5	1	10	4	10	5	1	2	4	50			54
	2016	7	3	7	7	5	3	8	9	1	2	1	-	53	6.0%	▲	53
Domestic and Family - Level 1	2015	-	-	-	-	1	-	-	-	-	-	-	-	1			1
	2016	-	-	-	-	-	-	1	-	-	-	-	-	1	0.0%	↔	1
Domestic and Family - Level 2	2015	-	1	4	2	1	-	-	-	-	-	2	-	10			10
	2016	-	-	2	2	3	3	-	1	-	-	2	-	13	30.0%	▲	13
General Civil - Level 1	2015	1	-	1	1	1	-	2	-	-	-	-	1	6			7
	2016	-	2	-	-	-	-	1	-	1	-	-	-	4	-33.3%	▼	4
General Civil - Level 2	2015	3	6	2	8	1	8	5	6	11	7	4	6	61			67
	2016	1	2	9	5	3	8	3	1	19	6	2	-	59	-3.3%	▼	59
General Civil - Level 3	2015	2	1	2	3	2	1	1	-	3	-	2	1	17			18
	2016	2	3	2	1	1	2	2	1	6	1	3	-	24	41.2%	▲	24
Miscellaneous	2015	41	42	48	42	23	21	20	40	45	45	49	68	416			484
	2016	56	49	53	50	22	31	38	56	30	53	56	-	494	18.8%	▲	494
Misdemeanor	2015	1	6	10	9	14	9	2	7	3	9	6	4	76			80
	2016	9	8	5	5	34	3	6	8	17	6	11	-	112	47.4%	▲	112
Non-Capital Felonies and Related Matters	2015	19	49	41	40	63	78	68	62	39	44	41	31	544			575
	2016	69	62	73	66	71	43	68	78	88	26	51	-	695	27.8%	▲	695
Other Criminally Related Matters	2015	3	2	-	1	2	2	2	7	1	2	5	1	27			28
	2016	4	3	3	1	4	2	4	4	2	4	4	-	35	29.6%	▲	35
Probates/Wills and Trusts - Level 2	2015	-	1	2	1	2	1	1	-	1	-	-	1	9			10
	2016	2	2	3	1	1	-	-	1	1	1	1	-	13	44.4%	▲	13
Uncontested Divorce	2015	2	8	6	6	4	6	10	6	7	3	4	3	62			65
	2016	5	8	5	6	6	4	4	6	6	6	5	-	61	-1.6%	▼	61

Court: Amherst Circuit

Start/End Date: Jan-15 / Nov-16

2015 Average Month: 172

Jan-Nov 2015: 1,802

Filings Trending: ▲

Circuit/Court ID: 24

224009


Type of Case: Filings

2016 Average Month:173

Jan-Nov 2016 : 1,900

Overall AVG. Month: 172

Monthly Summary




Jan 15-Nov 16

Totals

	2015	2016
Civil	329	330
Criminal	900	747
Other	831	823
Total	2,060	1,900

Jan --- Nov Filings



20152016

Jan --- Nov Filings

	2015	2016	% Change	Trending
Civil	307	330	7.5%	▲
Criminal	796	747	-6.2%	▼
Other	699	823	17.7%	▲
Total	1,802	1,900	5.4%	▲

	Jan	Feb	Mar	Apr	May	Jun	Jul	Aug	Sep	Oct	Nov	Dec	Thru Nov	% Change	Trending	Total
2015	133	164	141	227	111	188	154	174	109	298	103	258	1,802			2,060
2016	140	203	156	183	118	190	162	193	173	163	219	-	1,900	5.4%	▲	1,900

		Jan	Feb	Mar	Apr	May	Jun	Jul	Aug	Sep	Oct	Nov	Dec	Thru Nov	% Change	Trending	Total
Administrative Law	2015	-	-	-	-	1	-	-	-	1	-	-	-	2			2
	2016	-	-	-	-	-	-	1	-	2	-	1	-	4	100.0%	▲	4
Contested Divorce	2015	3	-	2	1	-	2	4	2	-	3	-	3	17			20
	2016	2	1	5	2	3	1	3	4	2	1	2	-	26	52.9%	▲	26
Domestic and Family - Level 1	2015	-	-	-	-	-	-	-	-	3	5	6	-	14			14
	2016	5	9	5	9	7	5	5	1	5	5	2	-	58	314.3%	▲	58
Domestic and Family - Level 2	2015	1	1	-	2	3	-	-	-	-	-	-	-	7			7
	2016	-	-	3	1	1	-	-	-	-	1	-	-	6	-14.3%	▼	6
General Civil - Level 1	2015	1	-	-	-	1	-	-	1	-	-	-	1	3			4
	2016	-	-	-	1	-	-	-	-	-	-	-	-	1	-66.7%	▼	1
General Civil - Level 2	2015	2	4	8	6	6	4	6	5	5	5	5	2	56			58
	2016	1	3	1	5	1	4	3	8	3	6	1	-	36	-35.7%	▼	36
General Civil - Level 3	2015	7	2	2	3	1	-	-	1	2	2	1	-	21			21
	2016	5	2	3	8	-	-	-	1	1	3	1	-	24	14.3%	▲	24
Miscellaneous	2015	55	52	78	59	40	47	66	54	46	55	47	121	599			720
	2016	88	106	84	48	53	46	69	54	69	64	80	-	761	27.0%	▲	761
Misdemeanor	2015	8	12	6	32	6	29	15	24	5	23	4	28	164			192
	2016	4	15	9	29	5	35	12	25	14	17	20	-	185	12.8%	▲	185
Non-Capital Felonies and Related Matters	2015	30	62	14	93	18	71	23	59	31	186	18	73	605			678
	2016	1	46	19	51	14	67	41	59	35	53	97	-	483	-20.2%	▼	483
Other	2015	16	19	21	18	21	24	28	20	9	11	17	19	204			223
	2016	29	14	17	20	24	21	19	19	18	1	-	-	182	-10.8%	▼	182
Other Criminally Related Matters	2015	1	3	1	4	2	4	4	2	2	2	2	3	27			30
	2016	2	3	6	4	10	6	1	18	16	3	10	-	79	192.6%	▲	79
Probates/Wills and Trusts - Lev	2015	-	1	-	1	-	-	1	-	-	-	-	-	3			3
Probates/Wills and Trusts - Level 2	2015	5	1	2	-	1	-	1	-	-	-	-	-	10			10
	2016	-	-	-	-	-	-	-	-	-	-	1	-	1	-90.0%	▼	1
Uncontested Divorce	2015	4	7	7	8	11	7	6	6	5	6	3	8	70			78
	2016	3	4	4	5	-	5	8	4	8	9	4	-	54	-22.9%	▼	54

Court: Bedford Circuit

Start/End Date: Jan-15 / Nov-16

2015 Average Month: 315

Jan-Nov 2015: 3,208

Filings Trending: ▲

Circuit/Court ID: 24

224019


Type of Case: Filings

2016 Average Month:374

Jan-Nov 2016 : 4,114

Overall AVG. Month: 343

Monthly Summary




Jan 15-Nov 16

Totals

	2015	2016
Civil	833	835
Criminal	836	1,012
Other	2,111	2,267
Total	3,780	4,114

Jan --- Nov Filings



3,208 2015 4,114 2016

Jan --- Nov Filings

	2015	2016	% Change	Trending
Civil	776	835	7.6%	▲
Criminal	785	1,012	28.9%	▲
Other	1,647	2,267	37.6%	▲
Total	3,208	4,114	28.2%	▲

	Jan	Feb	Mar	Apr	May	Jun	Jul	Aug	Sep	Oct	Nov	Dec	Thru Nov	% Change	Trending	Total
2015	252	278	298	274	265	286	283	302	363	330	277	572	3,208			3,780
2016	461	499	412	342	290	354	336	324	392	370	334	-	4,114	28.2%	▲	4,114

		Jan	Feb	Mar	Apr	May	Jun	Jul	Aug	Sep	Oct	Nov	Dec	Thru Nov	% Change	Trending	Total
Administrative Law	2016	-	-	1	-	-	-	-	1	2	-	-	-	4			4
Contested Divorce	2015	7	11	13	6	11	9	5	4	8	5	8	6	87			93
	2016	6	7	7	12	10	5	6	4	6	12	7	-	82	-5.7%	▼	82
Domestic and Family - Level 1	2015	8	6	11	6	3	9	13	10	9	4	3	11	82			93
	2016	2	20	12	14	10	13	11	1	8	3	3	-	97	18.3%	▲	97
Domestic and Family - Level 2	2015	1	4	4	3	6	5	5	6	3	8	6	2	51			53
	2016	2	6	5	1	3	5	4	12	6	4	2	-	50	-2.0%	▼	50
General Civil - Level 1	2015	-	-	1	-	-	1	-	-	-	1	1	-	4			4
	2016	-	-	-	-	-	-	-	1	-	1	-	-	2	-50.0%	▼	2
General Civil - Level 2	2015	10	8	14	6	11	16	6	14	9	7	4	9	105			114
	2016	7	12	12	12	3	11	11	4	11	12	9	-	104	-1.0%	▼	104
General Civil - Level 3	2015	7	9	4	-	5	2	3	10	6	4	3	2	53			55
	2016	6	4	9	6	5	6	4	4	3	5	7	-	59	11.3%	▲	59
Miscellaneous	2015	143	145	152	161	153	152	151	184	202	203	169	478	1,815			2,293
	2016	350	299	256	181	164	188	196	200	222	193	210	-	2,459	35.5%	▲	2,459
Misdemeanor	2015	9	15	11	8	16	10	16	5	10	29	14	12	143			155
	2016	19	32	21	16	16	16	20	10	29	22	18	-	219	53.1%	▲	219
Non-Capital Felonies and Related Matters	2015	31	48	54	47	35	48	53	41	86	43	30	35	516			551
	2016	39	96	65	53	47	69	39	59	75	80	53	-	675	30.8%	▲	675
Other	2015	-	2	-	1	1	-	1	-	-	2	1	2	8			10
	2016	-	1	1	1	-	-	4	1	1	-	2	-	11	37.5%	▲	11
Other Criminally Related Matters	2015	17	7	6	10	8	12	10	10	14	10	23	5	127			132
	2016	11	5	3	3	14	21	17	8	11	22	4	-	119	-6.3%	▼	119
Probates/Wills and Trusts - Level 1	2015	-	-	-	1	1	-	-	1	-	2	1	-	6			6
	2016	-	-	-	12	-	-	-	2	-	1	-	-	15	150.0%	▲	15
Probates/Wills and Trusts - Level 2	2015	7	4	3	2	1	6	4	5	3	1	4	1	40			41
	2016	3	4	3	6	4	3	4	1	-	-	1	-	29	-27.5%	▼	29
Uncontested Divorce	2015	12	19	25	23	14	16	16	12	13	11	10	9	171			180
	2016	16	13	17	25	14	17	20	16	18	15	18	-	189	10.5%	▲	189

Court: Campbell Circuit

Start/End Date: Jan-15 / Nov-16

2015 Average Month: 260

Jan-Nov 2015: 2,643

Filings Trending: ▲

Circuit/Court ID: 24

224031


Type of Case: Filings

2016 Average Month:282

Jan-Nov 2016 : 3,106

Overall AVG. Month: 271

Monthly Summary



Jan 15-Nov 16

Totals

	2015	2016
Civil	657	650
Criminal	1,148	1,019
Other	1,320	1,437
Total	3,125	3,106

Jan --- Nov Filings

2,643

2015

3,106

2016

Jan --- Nov Filings

	2015	2016	% Change	Trending
Civil	601	650	8.2%	▲
Criminal	1,040	1,019	-2.0%	▼
Other	1,002	1,437	43.4%	▲
Total	2,643	3,106	17.5%	▲

	Jan	Feb	Mar	Apr	May	Jun	Jul	Aug	Sep	Oct	Nov	Dec	Thru Nov	% Change	Trending	Total
2015	240	241	250	196	237	217	265	229	281	203	284	482	2,643			3,125
2016	311	276	361	219	288	258	289	275	259	250	320	-	3,106	17.5%	▲	3,106

		Jan	Feb	Mar	Apr	May	Jun	Jul	Aug	Sep	Oct	Nov	Dec	Thru Nov	% Change	Trending	Total
Administrative Law	2016	-	-	-	-	-	-	1	1	-	1	-	-	3			3
Contested Divorce	2015	3	9	5	5	6	7	4	3	8	3	6	6	59			65
	2016	5	9	7	6	4	7	5	8	4	9	2	-	66	11.9%	▲	66
Domestic and Family - Level 1	2015	4	8	1	6	3	7	5	8	1	6	1	12	50			62
	2016	4	2	14	8	3	10	8	8	5	6	7	-	75	50.0%	▲	75
Domestic and Family - Level 2	2015	1	4	3	5	1	5	4	1	1	1	7	-	33			33
	2016	1	-	3	1	3	5	2	1	4	4	2	-	26	-21.2%	▼	26
General Civil - Level 1	2015	-	-	-	1	1	-	-	-	2	1	1	-	6			6
	2016	-	-	2	-	1	1	3	-	-	-	-	-	7	16.7%	▲	7
General Civil - Level 2	2015	14	9	6	13	13	9	10	11	14	3	7	11	109			120
	2016	5	9	3	12	7	7	11	12	10	5	11	-	92	-15.6%	▼	92
General Civil - Level 3	2015	3	3	16	6	4	3	4	3	11	3	6	6	62			68
	2016	13	1	1	15	2	5	6	5	5	3	3	-	59	-4.8%	▼	59
Miscellaneous	2015	104	103	115	82	92	81	90	112	124	112	125	327	1,140			1,467
	2016	193	190	184	128	109	129	153	109	132	118	140	-	1,585	39.0%	▲	1,585
Misdemeanor	2015	20	23	30	15	23	24	33	27	28	28	35	35	286			321
	2016	22	26	41	12	32	25	21	37	29	30	14	-	289	1.0%	▲	289
Non-Capital Felonies and Related Matters	2015	77	65	48	46	81	57	95	47	69	33	83	70	701			771
	2016	49	25	69	21	112	51	64	78	56	50	122	-	697	-0.6%	▼	697
Other	2015	1	-	2	1	1	-	3	6	-	-	1	2	15			17
	2016	4	2	8	1	1	-	3	1	-	1	2	-	23	53.3%	▲	23
Other Criminally Related Matters	2015	5	2	4	3	3	12	5	6	9	3	1	3	53			56
	2016	1	1	6	2	2	6	2	3	3	9	2	-	37	-30.2%	▼	37
Probates/Wills and Trusts - Level 1	2015	-	-	1	-	-	-	-	-	-	-	1	-	2			2
	2016	1	-	3	-	-	-	-	-	-	-	-	-	4	100.0%	▲	4
Probates/Wills and Trusts - Level 2	2015	-	-	1	-	1	1	3	1	-	1	-	-	8			8
	2016	2	3	5	-	2	1	-	-	-	1	-	-	14	75.0%	▲	14
Protective Orders	2015	-	-	-	-	-	1	-	-	-	-	-	-	1			1
	2016	1	-	-	-	-	-	-	-	-	-	-	-	1	0.0%	↔	1
Uncontested Divorce	2015	8	15	18	13	8	10	9	4	14	9	10	10	118			128
	2016	10	8	15	13	10	11	10	12	11	13	15	-	128	8.5%	▲	128

Court: Nelson Circuit

Start/End Date: Jan-15 / Nov-16

2015 Average Month: 89

Jan-Nov 2015: 989

Filings Trending: ▼

Circuit/Court ID: 24

224125

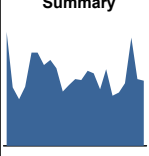
Type of Case: Filings

2016 Average Month:82

Jan-Nov 2016 : 903

Overall AVG. Month: 86

Monthly Summary



Jan 15-Nov 16

Totals

	2015	2016
Civil	405	231
Criminal	397	400
Other	267	272
Total	1,069	903

Jan --- Nov Filings

989

2015

903

2016

Jan --- Nov Filings

	2015	2016	% Change	Trending
Civil	389	231	-40.6%	▼
Criminal	384	400	4.2%	▲
Other	216	272	25.9%	▲
Total	989	903	-8.7%	▼

	Jan	Feb	Mar	Apr	May	Jun	Jul	Aug	Sep	Oct	Nov	Dec	Thru Nov	% Change	Trending	Total
2015	137	70	56	71	112	112	97	103	93	65	73	80	989			1,069
2016	79	90	87	68	92	60	64	75	130	80	78	-	903	-8.7%	▼	903

		Jan	Feb	Mar	Apr	May	Jun	Jul	Aug	Sep	Oct	Nov	Dec	Thru Nov	% Change	Trending	Total
Administrative Law	2015	-	-	-	-	-	-	1	-	-	-	-	-	1			1
Contested Divorce	2015	-	2	3	10	4	6	4	2	8	2	6	1	47			48
	2016	-	1	2	3	4	3	4	2	2	1	2	-	24	-48.9%	▼	24
Domestic and Family - Level 1	2015	-	2	-	1	3	1	1	1	-	3	3	1	15			16
	2016	-	-	-	-	1	-	1	1	1	2	2	-	8	-46.7%	▼	8
Domestic and Family - Level 2	2015	-	-	-	1	1	-	-	-	1	-	-	5	3			8
	2016	-	-	2	-	1	-	-	-	1	2	-	-	6	100.0%	▲	6
General Civil - Level 1	2015	-	-	2	-	-	-	-	-	-	-	-	-	2			2
	2016	-	-	1	-	-	-	-	-	-	-	-	-	1	-50.0%	▼	1
General Civil - Level 2	2015	50	3	6	2	3	28	10	29	2	2	3	-	138			138
	2016	1	13	2	2	3	2	2	4	1	3	1	-	34	-75.4%	▼	34
General Civil - Level 3	2015	16	10	-	1	-	3	-	1	2	2	4	-	39			39
	2016	1	3	2	2	1	1	1	2	1	-	4	-	18	-53.8%	▼	18
Miscellaneous	2015	23	27	28	27	15	27	22	27	21	36	33	55	286			341
	2016	45	38	29	26	36	24	32	28	33	33	34	-	358	25.2%	▲	358
Misdemeanor	2015	2	1	5	1	15	17	26	14	6	5	6	3	98			101
	2016	13	8	14	10	9	6	9	9	6	14	11	-	109	11.2%	▲	109
Non-Capital Felonies and Related Matters	2015	19	21	6	13	53	10	22	17	14	12	7	9	194			203
	2016	15	23	19	19	27	11	11	13	60	14	18	-	230	18.6%	▲	230
Other	2015	1	1	-	-	1	-	1	1	-	1	-	2	6			8
	2016	-	-	-	-	1	-	2	-	-	-	-	-	3	-50.0%	▼	3
Other Criminally Related Matters	2015	24	-	-	9	11	8	3	4	27	2	4	1	92			93
	2016	1	1	8	1	3	5	-	9	24	4	5	-	61	-33.7%	▼	61
Probates/Wills and Trusts - Level 1	2015	-	-	-	-	-	-	-	-	-	-	1	1	1			2
	2016	-	-	-	2	-	-	-	-	-	-	-	-	2	100.0%	▲	2
Probates/Wills and Trusts - Lev	2015	-	-	-	-	1	1	-	-	-	-	1	-	3			3
Uncontested Divorce	2015	2	3	6	6	5	11	7	7	12	-	5	2	64			66
	2016	3	3	8	3	6	8	2	7	1	7	1	-	49	-23.4%	▼	49

Court: Lynchburg Circuit

Start/End Date: Jan-15 / Nov-16

2015 Average Month: 356

Jan-Nov 2015: 3,775

Filings Trending: ▲

Circuit/Court ID: 24

224680


Type of Case: Filings

2016 Average Month:408

Jan-Nov 2016 : 4,485

Overall AVG. Month: 381

Monthly Summary




Jan 15-Nov 16

Totals

	2015	2016
Civil	1,378	1,393
Criminal	2,133	2,168
Other	766	924
Total	4,277	4,485

Jan --- Nov Filings



3,775 2015 4,485 2016

Jan --- Nov Filings

	2015	2016	% Change	Trending
Civil	1,285	1,393	8.4%	▲
Criminal	1,918	2,168	13.0%	▲
Other	572	924	61.5%	▲
Total	3,775	4,485	18.8%	▲

	Jan	Feb	Mar	Apr	May	Jun	Jul	Aug	Sep	Oct	Nov	Dec	Thru Nov	% Change	Trending	Total
2015	368	334	327	335	295	304	403	309	421	397	282	502	3,775			4,277
2016	421	511	441	390	372	332	358	407	470	388	395	-	4,485	18.8%	▲	4,485

		Jan	Feb	Mar	Apr	May	Jun	Jul	Aug	Sep	Oct	Nov	Dec	Thru Nov	% Change	Trending	Total
Administrative Law	2015	-	-	-	-	1	-	-	-	-	-	-	-	1			1
	2016	1	-	1	-	-	-	-	1	-	-	-	-	3	200.0%	▲	3
Contested Divorce	2015	8	11	12	10	10	12	10	14	3	7	7	11	104	17.3%	▲	115
	2016	10	12	8	19	5	10	10	11	8	13	16	-	122		▲	122
Domestic and Family - Level 1	2015	6	15	17	42	32	11	6	15	50	22	11	22	227			249
	2016	38	33	11	15	44	24	19	25	16	10	4	-	239	5.3%	▲	239
Domestic and Family - Level 2	2015	2	1	4	4	3	1	1	1	2	4	1	2	24			26
	2016	2	15	2	4	-	3	1	6	4	4	2	-	43	79.2%	▲	43
General Civil - Level 1	2015	4	2	3	2	-	3	4	3	8	-	1	4	30			34
	2016	1	1	2	3	1	1	1	-	-	4	3	-	17	-43.3%	▼	17
General Civil - Level 2	2015	11	14	11	15	15	11	10	12	21	9	11	4	140			144
	2016	14	14	11	13	7	11	12	17	17	15	24	-	155	10.7%	▲	155
General Civil - Level 3	2015	8	8	6	7	7	7	4	5	11	8	3	4	74			78
	2016	4	8	7	4	7	9	9	7	38	52	27	-	172	132.4%	▲	172
Miscellaneous	2015	98	81	98	81	65	80	89	69	108	75	84	218	928			1,146
	2016	142	143	130	89	76	101	91	106	114	102	124	-	1,218	31.3%	▲	1,218
Misdemeanor	2015	64	31	28	21	33	33	57	36	50	61	40	26	454			480
	2016	40	65	61	51	50	41	77	62	72	54	46	-	619	36.3%	▲	619
Non-Capital Felonies and Related Matters	2015	132	125	110	113	83	98	189	112	130	175	87	180	1,354			1,534
	2016	154	178	162	145	142	96	105	112	146	93	111	-	1,444	6.6%	▲	1,444
Other	2015	3	3	7	2	2	4	2	4	3	4	5	2	39			41
	2016	1	-	2	6	2	9	7	10	9	6	7	-	59	51.3%	▲	59
Other Criminally Related Matters	2015	3	15	7	9	9	15	8	12	17	12	6	9	113			122
	2016	2	5	13	12	11	8	13	14	13	13	7	-	111	-1.8%	▼	111
Probates/Wills and Trusts - Level 1	2015	1	-	-	-	-	-	-	-	-	-	-	-	1			1
	2016	-	-	1	-	-	-	-	-	2	-	-	-	3	200.0%	▲	3
Probates/Wills and Trusts - Level 2	2015	3	3	-	2	4	1	1	2	3	2	2	2	23			25
	2016	1	2	5	1	1	1	3	3	2	2	-	-	21	-8.7%	▼	21
Protective Orders	2015	-	-	-	-	-	1	-	-	-	-	-	-	1			1
	2016	-	4	-	-	-	-	-	-	2	-	-	-	6	500.0%	▲	6
Uncontested Divorce	2015	25	25	24	27	31	27	22	24	15	18	24	18	262			280
	2016	11	31	25	28	26	18	10	33	27	20	24	-	253	-3.4%	▼	253



Court: Alleghany Circuit

Start/End Date: Jan-15 / Nov-16

2015 Average Month: 155

Jan-Nov 2015: 1,700

Filings Trending: ↔

Circuit/Court ID: 25

225005


Type of Case: Filings

2016 Average Month:158

Jan-Nov 2016 : 1,738

Overall AVG. Month: 156

Monthly Summary



Jan 15-Nov 16

Totals

	2015	2016
Civil	306	233
Criminal	1,049	1,028
Other	503	477
Total	1,858	1,738

Jan --- Nov Filings

1,700

2015

1,738

2016

Jan --- Nov Filings

	2015	2016	% Change	Trending
Civil	293	233	-20.5%	▼
Criminal	996	1,028	3.2%	▲
Other	411	477	16.1%	▲
Total	1,700	1,738	2.2%	▲

	Jan	Feb	Mar	Apr	May	Jun	Jul	Aug	Sep	Oct	Nov	Dec	Thru Nov	% Change	Trending	Total
2015	211	92	152	282	110	143	271	82	115	105	137	158	1,700			1,858
2016	321	159	117	240	86	108	142	99	129	250	87	-	1,738	2.2%	▲	1,738

		Jan	Feb	Mar	Apr	May	Jun	Jul	Aug	Sep	Oct	Nov	Dec	Thru Nov	% Change	Trending	Total
Administrative Law	2015	-	-	-	-	-	-	1	-	-	-	-	-	1			1
	2016	-	-	-	-	-	-	-	-	-	1	-	-	1	0.0%	↔	1
Contested Divorce	2015	-	6	2	-	3	2	2	2	-	-	4	-	21			21
	2016	1	3	4	3	4	3	5	2	1	1	1	-	28	33.3%	▲	28
Domestic and Family - Level 1	2015	-	1	5	1	-	2	-	-	-	1	-	-	10			10
	2016	-	1	1	-	-	-	3	1	1	-	-	-	7	-30.0%	▼	7
Domestic and Family - Level 2	2015	-	1	1	3	1	2	-	-	-	4	1	1	13			14
	2016	1	-	1	1	3	1	-	3	2	-	1	-	13	0.0%	↔	13
General Civil - Level 1	2015	2	-	-	1	1	2	-	-	1	-	3	-	10			10
General Civil - Level 2	2015	1	2	4	1	2	4	3	1	2	4	5	1	29			30
	2016	-	5	1	2	2	3	5	2	4	3	2	-	29	0.0%	↔	29
General Civil - Level 3	2015	2	-	-	1	1	8	11	4	1	3	6	-	37			37
	2016	5	-	-	1	-	-	-	-	1	1	4	-	12	-67.6%	▼	12
Miscellaneous	2015	37	58	55	23	33	44	44	42	58	57	52	96	503			599
	2016	52	87	57	42	35	34	41	47	56	48	36	-	535	6.4%	▲	535
Misdemeanor	2015	29	9	28	15	8	15	21	6	14	6	15	16	166			182
	2016	22	10	9	21	13	12	15	3	10	20	14	-	149	-10.2%	▼	149
Non-Capital Felonies and Related Matters	2015	131	9	44	228	44	56	183	21	29	22	45	34	812			846
	2016	234	44	27	162	17	47	69	32	42	170	24	-	868	6.9%	▲	868
Other	2015	-	-	1	-	1	-	-	1	1	1	-	3	5			8
	2016	1	1	9	1	3	3	-	2	-	-	2	-	22	340.0%	▲	22
Other Criminally Related Matters	2015	6	1	-	2	3	1	1	1	4	1	1	3	21			24
	2016	1	-	-	1	4	1	-	-	1	2	1	-	11	-47.6%	▼	11
Probates/Wills and Trusts - Level 2	2015	1	1	-	2	2	-	-	1	1	-	-	-	8			8
	2016	-	1	2	-	1	-	-	2	-	-	-	-	6	-25.0%	▼	6
Uncontested Divorce	2015	2	4	12	5	11	7	5	3	4	6	5	4	64			68
	2016	4	7	6	6	4	4	4	5	11	4	2	-	57	-10.9%	▼	57

Court: Augusta Circuit

Start/End Date: Jan-15 / Nov-16

2015 Average Month: 337

Jan-Nov 2015: 3,566

Filings Trending: ▲

Circuit/Court ID: 25

225015


Type of Case: Filings

2016 Average Month:369

Jan-Nov 2016 : 4,064

Overall AVG. Month: 353

Monthly Summary

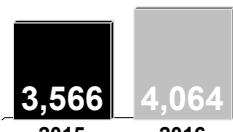


Jan 15-Nov 16

Totals

	2015	2016
Civil	824	796
Criminal	1,611	1,451
Other	1,612	1,817
Total	4,047	4,064

Jan --- Nov Filings



3,566 2015 4,064 2016

Jan --- Nov Filings

	2015	2016	% Change	Trending
Civil	760	796	4.7%	▲
Criminal	1,503	1,451	-3.5%	▼
Other	1,303	1,817	39.4%	▲
Total	3,566	4,064	14.0%	▲

	Jan	Feb	Mar	Apr	May	Jun	Jul	Aug	Sep	Oct	Nov	Dec	Thru Nov	% Change	Trending	Total
2015	433	261	317	336	287	295	343	335	333	273	353	481	3,566			4,047
2016	386	355	486	312	359	362	373	342	379	331	379	-	4,064	14.0%	▲	4,064

		Jan	Feb	Mar	Apr	May	Jun	Jul	Aug	Sep	Oct	Nov	Dec	Thru Nov	% Change	Trending	Total
Administrative Law	2015	-	-	1	-	1	-	2	-	2	-	-	-	6			6
	2016	1	1	-	2	2	-	1	1	-	-	2	-	10	66.7%	▲	10
Capital Murder	2015	1	-	-	-	-	-	-	-	-	-	-	-	1			1
	2016	6	7	5	5	3	5	9	5	8	5	2	4	60			64
Contested Divorce	2015	9	7	6	7	6	4	10	3	5	8	6	-	71	18.3%	▲	71
	2016	11	6	21	12	9	7	15	10	9	15	16	1	131			132
Domestic and Family - Level 1	2015	-	11	2	4	9	9	-	13	27	13	7	-	95	-27.5%	▼	95
	2016	1	8	11	7	9	3	5	4	7	8	3	6	66			72
Domestic and Family - Level 2	2015	5	4	3	6	4	8	9	9	2	6	4	-	60	-9.1%	▼	60
	2016	-	-	-	-	1	-	-	-	-	-	-	-	1			1
General Civil - Level 1	2015	1	1	1	-	3	-	-	-	-	1	1	-	8	700.0%	▲	8
	2016	8	7	10	6	5	13	13	23	3	10	4	2	102			104
General Civil - Level 2	2015	5	4	8	6	6	2	7	7	4	2	3	-	54	-47.1%	▼	54
	2016	5	1	1	5	7	6	3	8	5	4	8	4	53			57
General Civil - Level 3	2015	-	4	2	3	5	7	3	4	11	4	-	-	43	-18.9%	▼	43
	2016	134	128	128	128	129	114	129	117	120	103	152	306	1,382			1,688
Miscellaneous	2015	226	202	224	163	132	163	195	148	167	171	146	-	1,937	40.2%	▲	1,937
	2016	17	9	8	17	3	6	18	18	13	21	10	9	140			149
Misdemeanor	2015	19	12	19	18	12	10	9	11	14	11	8	-	143	2.1%	▲	143
	2016	219	67	105	121	84	126	123	125	146	88	139	99	1,343			1,442
Non-Capital Felonies and Related Matters	2015	88	83	188	71	143	124	103	107	107	79	174	-	1,267	-5.7%	▼	1,267
	2016	17	13	13	17	12	9	16	7	7	8	8	34	127			161
Other	2015	17	7	8	13	14	13	17	10	18	15	12	-	144	13.4%	▲	144
	2016	1	2	1	3	4	2	-	2	3	2	2	-	22			22
Other Criminally Related Matters	2015	2	2	3	4	9	2	2	9	3	6	4	-	46	109.1%	▲	46
	2016	1	-	-	-	-	-	-	-	-	-	-	-	1			1
Probates/Wills and Trusts - Level 1	2015	-	-	-	-	-	-	-	-	-	1	1	-	2	100.0%	▲	2
	2016	1	1	-	-	1	-	-	2	1	2	1	-	9			9
Probates/Wills and Trusts - Level 2	2015	-	3	1	-	3	4	4	3	4	1	1	-	24	166.7%	▲	24
	2016	11	12	13	15	19	4	10	14	9	7	8	16	122			138
Uncontested Divorce	2015	13	14	21	15	11	16	13	17	17	13	10	-	160	31.1%	▲	160
	2016																

Court: Bath Circuit

Start/End Date: Jan-15 / Nov-16

2015 Average Month: 23

Jan-Nov 2015: 249

Filings Trending: ▲

Circuit/Court ID: 25

225017

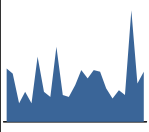
Type of Case: Filings

2016 Average Month:28

Jan-Nov 2016 : 307

Overall AVG. Month: 25

Monthly Summary



Jan 15-Nov 16

Totals

	2015	2016
Civil	57	56
Criminal	92	99
Other	122	152
Total	271	307

Jan --- Nov Filings

249

2015

307

2016

Jan --- Nov Filings

	2015	2016	% Change	Trending
Civil	54	56	3.7%	▲
Criminal	85	99	16.5%	▲
Other	110	152	38.2%	▲
Total	249	307	23.3%	▲

	Jan	Feb	Mar	Apr	May	Jun	Jul	Aug	Sep	Oct	Nov	Dec	Thru Nov	% Change	Trending	Total
2015	32	29	11	18	11	39	18	15	45	16	15	22	249			271
2016	31	26	31	30	20	14	19	16	67	23	30	-	307	23.3%	▲	307

		Jan	Feb	Mar	Apr	May	Jun	Jul	Aug	Sep	Oct	Nov	Dec	Thru Nov	% Change	Trending	Total
Contested Divorce	2015	1	1	1	1	1	-	-	1	-	1	1	-	8			8
	2016	-	-	-	-	-	-	-	1	-	1	-	-	2	-75.0%	▼	2
Domestic and Family - Level 1	2016	-	-	1	-	-	-	-	-	-	-	-	-	1			1
Domestic and Family - Level 2	2015	-	-	-	-	-	-	-	-	-	1	-	-	1			1
	2016	-	-	2	-	-	1	-	-	-	2	-	-	5	400.0%	▲	5
General Civil - Level 1	2015	-	-	1	-	-	-	-	-	-	1	1	-	3			3
General Civil - Level 2	2015	-	1	-	2	-	1	1	-	4	1	2	1	12			13
	2016	-	-	2	-	1	-	10	3	-	-	-	-	16	33.3%	▲	16
General Civil - Level 3	2015	-	-	-	-	-	-	-	-	-	1	1	-	2			2
	2016	-	1	-	-	-	-	-	-	1	-	-	-	2	0.0%	↔	2
Miscellaneous	2015	6	27	9	8	8	9	13	9	17	10	10	13	126			139
	2016	20	23	22	12	14	12	8	11	14	16	18	-	170	34.9%	▲	170
Misdemeanor	2015	-	-	-	3	-	3	2	-	2	-	-	3	10			13
	2016	3	-	-	-	2	-	-	-	14	-	3	-	22	120.0%	▲	22
Non-Capital Felonies and Related Matters	2015	22	-	-	3	-	24	2	2	20	-	-	4	73			77
	2016	6	-	3	18	1	1	-	-	37	2	6	-	74	1.4%	▲	74
Other Criminally Related Matters	2015	1	-	-	-	-	1	-	-	-	-	-	-	2			2
	2016	-	-	-	-	2	-	-	-	-	-	1	-	3	50.0%	▲	3
Probates/Wills and Trusts - Level 2	2015	1	-	-	1	-	-	-	1	-	-	-	-	3			3
	2016	-	1	-	-	-	-	1	-	-	1	-	-	3	0.0%	↔	3
Uncontested Divorce	2015	1	-	-	-	2	1	-	2	2	1	-	1	9			10
	2016	2	1	1	-	-	-	-	1	1	1	2	-	9	0.0%	↔	9

Court: Botetourt Circuit

Start/End Date: Jan-15 / Nov-16

2015 Average Month: 162

Jan-Nov 2015: 1,688

Filings Trending: ▲

Circuit/Court ID: 25

225023


Type of Case: Filings

2016 Average Month:188

Jan-Nov 2016 : 2,063

Overall AVG. Month: 174

Monthly Summary



Jan 15-Nov 16

Totals

	2015	2016
Civil	343	323
Criminal	826	829
Other	775	911
Total	1,944	2,063

Jan --- Nov Filings

1,688

2,063

2015

2016

Jan --- Nov Filings

	2015	2016	% Change	Trending
Civil	319	323	1.3%	▲
Criminal	746	829	11.1%	▲
Other	623	911	46.2%	▲
Total	1,688	2,063	22.2%	▲

	Jan	Feb	Mar	Apr	May	Jun	Jul	Aug	Sep	Oct	Nov	Dec	Thru Nov	% Change	Trending	Total
2015	128	122	228	122	106	257	154	195	115	163	98	256	1,688			1,944
2016	213	171	266	133	153	309	120	177	158	200	163	-	2,063	22.2%	▲	2,063

		Jan	Feb	Mar	Apr	May	Jun	Jul	Aug	Sep	Oct	Nov	Dec	Thru Nov	% Change	Trending	Total
Administrative Law	2015	-	1	-	-	-	-	1	1	-	-	-	1	3			4
	2016	-	1	-	-	-	-	-	1	-	1	-	-	3	0.0%	↔	3
Contested Divorce	2015	5	4	1	2	5	1	5	6	3	2	-	3	34			37
	2016	4	1	4	5	3	-	2	3	3	3	2	-	30	-11.8%	▼	30
Domestic and Family - Level 1	2015	2	6	14	3	2	3	10	9	4	2	-	-	55			55
	2016	6	2	13	1	7	8	5	3	9	6	-	-	60	9.1%	▲	60
Domestic and Family - Level 2	2015	-	-	1	-	1	-	-	1	-	-	-	2	3			5
	2016	-	-	-	1	-	2	-	2	2	-	-	-	7	133.3%	▲	7
General Civil - Level 1	2015	1	-	-	-	1	-	-	-	-	-	-	-	2			2
	2016	-	-	-	-	1	1	-	-	1	-	-	-	3	50.0%	▲	3
General Civil - Level 2	2015	8	1	6	4	3	11	1	3	2	1	3	1	43			44
	2016	7	3	5	6	1	1	2	4	1	1	7	-	38	-11.6%	▼	38
General Civil - Level 3	2015	1	3	3	4	3	3	2	1	3	3	2	2	28			30
	2016	2	1	6	5	8	-	1	1	-	-	-	-	24	-14.3%	▼	24
Miscellaneous	2015	57	57	78	55	38	57	61	79	70	87	59	163	698			861
	2016	120	117	104	71	76	78	74	95	65	108	95	-	1,003	43.7%	▲	1,003
Misdemeanor	2015	17	12	24	9	13	32	8	32	9	9	7	17	172			189
	2016	11	7	21	11	16	20	8	14	12	14	15	-	149	-13.4%	▼	149
Non-Capital Felonies and Related Matters	2015	24	21	90	33	24	143	61	53	17	41	18	60	525			585
	2016	51	21	103	23	32	189	16	51	53	57	36	-	632	20.4%	▲	632
Other Criminally Related Matters	2015	5	11	4	5	6	1	2	4	1	7	3	3	49			52
	2016	7	8	4	3	2	1	5	1	6	6	5	-	48	-2.0%	▼	48
Probates/Wills and Trusts - Level 1	2015	1	-	1	-	-	-	-	1	-	-	-	-	3			3
	2016	-	-	-	-	-	-	-	-	1	1	-	-	2	-33.3%	▼	2
Probates/Wills and Trusts - Level 2	2015	-	2	-	1	-	1	-	-	-	2	1	-	7			7
	2016	-	1	-	-	2	2	-	-	1	-	-	-	6	-14.3%	▼	6
Uncontested Divorce	2015	7	4	6	6	10	5	3	5	6	9	5	4	66			70
	2016	5	9	6	7	5	7	7	2	4	3	3	-	58	-12.1%	▼	58

Court: Craig Circuit

Start/End Date: Jan-15 / Nov-16

2015 Average Month: 29

Jan-Nov 2015: 304

Filings Trending: ↔

Circuit/Court ID: 25

225045


Type of Case: Filings

2016 Average Month: 27

Jan-Nov 2016 : 297

Overall AVG. Month: 28

Monthly Summary



Jan 15-Nov 16

Totals

	2015	2016
Civil	57	50
Criminal	64	67
Other	223	180
Total	344	297

Jan --- Nov Filings

304

2015

297

2016

Jan --- Nov Filings

	2015	2016	% Change	Trending
Civil	53	50	-5.7%	▼
Criminal	63	67	6.3%	▲
Other	188	180	-4.3%	▼
Total	304	297	-2.3%	▼

	Jan	Feb	Mar	Apr	May	Jun	Jul	Aug	Sep	Oct	Nov	Dec	Thru Nov	% Change	Trending	Total
2015	23	24	19	31	25	31	19	28	35	39	30	40	304			344
2016	26	34	29	28	22	21	17	21	21	35	43	-	297	-2.3%	▼	297

		Jan	Feb	Mar	Apr	May	Jun	Jul	Aug	Sep	Oct	Nov	Dec	Thru Nov	% Change	Trending	Total
Administrative Law	2016	-	-	-	-	-	-	-	-	-	-	1	-	1			1
Contested Divorce	2015	-	1	-	2	-	1	-	-	2	1	-	1	7			8
	2016	-	1	1	-	-	-	-	-	-	-	-	-	2	-71.4%	▼	2
Domestic and Family - Level 1	2015	-	-	-	2	-	4	1	3	-	-	1	-	11			11
	2016	-	1	-	1	1	-	-	1	1	1	3	-	9	-18.2%	▼	9
Domestic and Family - Level 2	2016	-	-	-	-	1	1	-	-	-	1	-	-	3			3
General Civil - Level 1	2015	-	-	-	-	-	-	-	-	-	1	-	-	1			1
General Civil - Level 2	2015	-	-	1	-	-	1	1	-	1	1	-	1	5			6
	2016	1	1	-	2	-	-	-	-	-	-	-	-	4	-20.0%	▼	4
General Civil - Level 3	2015	-	-	-	-	-	-	1	1	-	-	-	-	2			2
	2016	-	-	1	-	-	-	1	-	1	1	-	-	4	100.0%	▲	4
Miscellaneous	2015	19	13	16	15	20	18	14	20	28	23	20	35	206			241
	2016	20	24	20	18	13	15	12	17	14	20	17	-	190	-7.8%	▼	190
Misdemeanor	2015	1	2	-	7	1	3	1	-	2	4	1	1	22			23
	2016	-	-	2	-	1	-	1	-	2	-	5	-	11	-50.0%	▼	11
Non-Capital Felonies and Related Matters	2015	2	8	1	4	2	2	1	2	2	8	8	-	40			40
	2016	4	3	4	6	4	4	2	2	1	9	17	-	56	40.0%	▲	56
Other	2016	-	-	-	-	-	-	-	-	-	1	-	-	1			1
Other Criminally Related Matter	2015	-	-	-	-	-	1	-	-	-	-	-	-	1			1
Probates/Wills and Trusts - Level 2	2015	-	-	-	-	-	-	-	-	-	-	-	1	0			1
	2016	-	1	1	-	-	1	-	-	-	-	-	-	3	0.0%	↔	3
Uncontested Divorce	2015	1	-	1	1	2	1	-	2	-	1	-	1	9			10
	2016	1	3	-	1	2	-	1	1	2	2	-	-	13	44.4%	▲	13

Court: Highland Circuit

Start/End Date: Jan-15 / Nov-16

2015 Average Month: 12

Jan-Nov 2015: 123

Filings Trending: ▲

Circuit/Court ID: 25

225091


Type of Case: Filings

2016 Average Month:13

Jan-Nov 2016 : 144

Overall AVG. Month: 13

Monthly Summary



Jan 15-Nov 16

Totals

	2015	2016
Civil	40	30
Criminal	19	51
Other	89	63
Total	148	144

Jan --- Nov Filings

123

2015

144

2016

Jan --- Nov Filings

	2015	2016	% Change	Trending
Civil	35	30	-14.3%	▼
Criminal	14	51	264.3%	▲
Other	74	63	-14.9%	▼
Total	123	144	17.1%	▲

	Jan	Feb	Mar	Apr	May	Jun	Jul	Aug	Sep	Oct	Nov	Dec	Thru Nov	% Change	Trending	Total
2015	14	13	8	16	3	15	19	8	10	7	10	25	123			148
2016	12	15	20	7	9	11	6	15	22	16	11	-	144	17.1%	▲	144

		Jan	Feb	Mar	Apr	May	Jun	Jul	Aug	Sep	Oct	Nov	Dec	Thru Nov	% Change	Trending	Total
Contested Divorce	2015	-	-	-	1	1	-	1	-	1	-	-	-	4			4
	2016	-	-	1	2	1	-	-	1	-	1	-	-	6	50.0%	▲	6
Domestic and Family - Level 1	2016	-	-	-	-	1	-	-	2	-	-	-	-	3			3
Domestic and Family - Level 2	2015	-	-	-	1	-	-	-	-	-	-	-	-	1			1
General Civil - Level 1	2015	-	-	1	-	-	-	-	-	-	-	-	-	1			1
General Civil - Level 2	2015	2	-	-	-	-	1	7	-	-	-	-	1	10			11
	2016	-	1	-	-	-	-	-	-	-	1	-	-	2	-80.0%	▼	2
General Civil - Level 3	2015	-	-	-	-	-	1	-	-	-	-	-	1	1			2
	2016	-	-	-	1	1	-	-	-	-	-	-	-	2	100.0%	▲	2
Miscellaneous	2015	8	13	7	7	2	11	10	8	8	6	9	16	89			105
	2016	12	7	11	3	4	1	4	10	4	9	8	-	73	-18.0%	▼	73
Misdemeanor	2015	-	-	-	4	-	-	1	-	-	-	1	1	6			7
	2016	-	4	4	-	-	7	-	-	4	4	2	-	25	316.7%	▲	25
Non-Capital Felonies and Related Matters	2015	2	-	-	2	-	2	-	-	-	1	-	4	7			11
	2016	-	1	3	1	1	3	1	-	14	-	1	-	25	257.1%	▲	25
Other	2016	-	1	-	-	-	-	-	-	-	-	-	-	1			1
Other Criminally Related Matters	2015	-	-	-	1	-	-	-	-	-	-	-	-	1			1
	2016	-	-	1	-	-	-	-	-	-	-	-	-	1	0.0%	↔	1
Uncontested Divorce	2015	2	-	-	-	-	-	-	-	1	-	-	2	3			5
	2016	-	1	-	-	1	-	1	2	-	1	-	-	6	100.0%	▲	6

Court: Rockbridge Circuit

Start/End Date: Jan-15 / Nov-16

2015 Average Month: 162

Jan-Nov 2015: 1,741

Filings Trending: ▲

Circuit/Court ID: 25

225163


Type of Case: Filings

2016 Average Month: 199

Jan-Nov 2016 : 2,188

Overall AVG. Month: 180

Monthly Summary



Jan 15-Nov 16

Totals

	2015	2016
Civil	344	335
Criminal	1,035	1,271
Other	563	582
Total	1,942	2,188

Jan --- Nov Filings

1,741

2015

2,188

2016

Jan --- Nov Filings

	2015	2016	% Change	Trending
Civil	320	335	4.7%	▲
Criminal	965	1,271	31.7%	▲
Other	456	582	27.6%	▲
Total	1,741	2,188	25.7%	▲

	Jan	Feb	Mar	Apr	May	Jun	Jul	Aug	Sep	Oct	Nov	Dec	Thru Nov	% Change	Trending	Total
2015	102	159	139	150	151	138	149	171	327	150	105	201	1,741			1,942
2016	166	209	225	199	287	160	214	162	176	168	222	-	2,188	25.7%	▲	2,188

		Jan	Feb	Mar	Apr	May	Jun	Jul	Aug	Sep	Oct	Nov	Dec	Thru Nov	% Change	Trending	Total
Administrative Law	2015	-	-	-	-	1	-	-	-	-	-	-	-	1			1
	2016	-	-	-	1	-	-	-	-	-	1	-	-	2	100.0%	▲	2
Contested Divorce	2015	3	2	3	3	-	4	-	1	6	4	2	-	28			28
	2016	3	-	5	5	3	3	4	3	4	-	2	-	32	14.3%	▲	32
Domestic and Family - Level 1	2015	2	-	3	-	3	5	2	6	2	1	2	3	26			29
	2016	-	3	-	-	-	2	2	2	1	-	6	-	16	-38.5%	▼	16
Domestic and Family - Level 2	2015	-	-	1	3	-	1	1	1	-	-	2	-	9			9
	2016	-	-	2	2	2	2	1	-	1	-	1	-	11	22.2%	▲	11
General Civil - Level 1	2015	-	-	-	-	1	-	1	1	-	-	-	-	3			3
	2016	-	-	-	1	-	-	-	-	-	-	-	-	1	-66.7%	▼	1
General Civil - Level 2	2015	4	6	6	3	3	4	4	3	2	10	3	2	48			50
	2016	5	5	7	4	3	5	4	3	4	9	5	-	54	12.5%	▲	54
General Civil - Level 3	2015	2	1	1	4	4	3	3	1	3	3	5	4	30			34
	2016	5	2	3	2	-	1	1	2	4	8	-	-	28	-6.7%	▼	28
Miscellaneous	2015	49	51	55	56	31	33	55	65	63	44	45	114	547			661
	2016	79	68	88	56	53	57	67	69	45	55	54	-	691	26.3%	▲	691
Misdemeanor	2015	13	28	19	30	21	25	17	25	19	17	15	24	229			253
	2016	11	40	39	44	39	50	31	22	47	35	55	-	413	80.3%	▲	413
Non-Capital Felonies and Related Matters	2015	17	57	34	43	71	48	53	53	224	62	14	41	676			717
	2016	55	77	62	74	171	27	95	50	58	52	87	-	808	19.5%	▲	808
Other	2015	-	1	2	-	-	-	-	-	-	-	1	-	4			4
	2016	-	-	-	1	1	-	1	-	1	1	1	-	6	50.0%	▲	6
Other Criminally Related Matters	2015	4	6	6	2	5	3	10	6	3	3	13	5	61			66
	2016	3	4	3	5	5	8	5	7	3	3	4	-	50	-18.0%	▼	50
Probates/Wills and Trusts - Lev	2016	-	-	1	-	-	-	-	-	-	-	-	-	1			1
Probates/Wills and Trusts - Level 2	2015	1	1	-	-	1	1	1	4	2	1	-	1	12			13
	2016	-	-	-	-	-	1	-	-	1	-	-	-	2	-83.3%	▼	2
Uncontested Divorce	2015	7	6	9	6	10	11	2	5	3	5	3	7	67			74
	2016	5	10	15	4	10	4	3	4	7	4	7	-	73	9.0%	▲	73



Court: Buena Vista Circuit

Start/End Date: Jan-15 / Nov-16

2015 Average Month: 36

Jan-Nov 2015: 376

Filings Trending: ▲

Circuit/Court ID: 25

225530


Type of Case: Filings

2016 Average Month:41

Jan-Nov 2016 : 449

Overall AVG. Month: 38

Monthly Summary



Jan 15-Nov 16

Totals

	2015	2016
Civil	75	89
Criminal	253	247
Other	99	113
Total	427	449

Jan --- Nov Filings

376

449

20152016

Jan --- Nov Filings

	2015	2016	% Change	Trending
Civil	65	89	36.9%	▲
Criminal	236	247	4.7%	▲
Other	75	113	50.7%	▲
Total	376	449	19.4%	▲

	Jan	Feb	Mar	Apr	May	Jun	Jul	Aug	Sep	Oct	Nov	Dec	Thru Nov	% Change	Trending	Total
2015	40	26	31	31	23	24	25	28	102	20	26	51	376			427
2016	66	42	39	59	27	33	64	33	27	29	30	-	449	19.4%	▲	449

		Jan	Feb	Mar	Apr	May	Jun	Jul	Aug	Sep	Oct	Nov	Dec	Thru Nov	% Change	Trending	Total
Administrative Law	2016	1	-	-	-	-	-	-	-	-	-	-	-	1			1
Contested Divorce	2015	1	-	2	2	-	1	-	1	1	1	-	1	9			10
	2016	1	1	1	1	-	-	2	1	-	-	1	-	8	-11.1%	▼	8
Domestic and Family - Level 1	2015	-	-	1	-	1	-	2	-	2	1	2	1	9			10
	2016	1	1	-	-	-	-	1	1	1	1	2	-	8	-11.1%	▼	8
Domestic and Family - Level 2	2015	-	-	-	1	1	-	-	-	-	-	-	1	2			3
	2016	-	-	3	-	-	-	1	-	-	-	1	-	5	150.0%	▲	5
General Civil - Level 1	2016	-	-	-	-	-	-	-	-	-	-	1	-	1			1
General Civil - Level 2	2015	-	-	-	-	1	-	-	-	-	1	-	2	2			4
	2016	-	-	-	2	1	-	-	-	-	-	-	-	3	50.0%	▲	3
General Civil - Level 3	2015	-	2	-	-	-	2	-	-	-	-	-	2	4			6
	2016	-	-	1	-	-	2	-	-	-	1	1	-	5	25.0%	▲	5
Miscellaneous	2015	4	11	7	8	6	6	8	9	14	7	7	25	87			112
	2016	17	13	19	15	15	16	9	14	9	11	6	-	144	65.5%	▲	144
Misdemeanor	2015	1	5	3	10	8	1	4	7	1	1	2	6	43			49
	2016	3	5	2	8	3	4	11	6	8	4	7	-	61	41.9%	▲	61
Non-Capital Felonies and Related Matters	2015	31	4	15	5	1	12	10	8	82	7	12	11	187			198
	2016	40	18	10	25	7	8	38	9	9	8	5	-	177	-5.3%	▼	177
Other	2015	-	-	-	-	1	-	-	-	-	-	1	-	2			2
Other Criminally Related Matters	2015	-	-	-	3	2	-	-	-	-	-	1	-	6			6
	2016	-	2	-	1	-	1	1	2	-	-	2	-	9	50.0%	▲	9
Probates/Wills and Trusts - Level 2	2015	1	1	3	-	-	-	-	-	1	-	-	-	6			6
	2016	1	-	-	1	-	-	-	-	-	-	-	-	2	-66.7%	▼	2
Uncontested Divorce	2015	2	3	-	2	2	2	1	3	1	2	1	2	19			21
	2016	2	2	3	6	1	2	1	-	-	4	4	-	25	31.6%	▲	25

Court: Staunton Circuit

Start/End Date: Jan-15 / Nov-16

2015 Average Month: 139

Jan-Nov 2015: 1,505

Filings Trending: ▲

Circuit/Court ID: 25

225790


Type of Case: Filings

2016 Average Month: 146

Jan-Nov 2016 : 1,604

Overall AVG. Month: 142

Monthly Summary



Jan 15-Nov 16

Totals

	2015	2016
Civil	351	326
Criminal	967	961
Other	352	317
Total	1,670	1,604

Jan --- Nov Filings

1,505

2015

1,604

2016

Jan --- Nov Filings

	2015	2016	% Change	Trending
Civil	328	326	-0.6%	▼
Criminal	883	961	8.8%	▲
Other	294	317	7.8%	▲
Total	1,505	1,604	6.6%	▲

	Jan	Feb	Mar	Apr	May	Jun	Jul	Aug	Sep	Oct	Nov	Dec	Thru Nov	% Change	Trending	Total
2015	149	152	170	99	109	108	138	180	142	142	116	165	1,505			1,670
2016	175	168	136	147	141	142	148	163	141	133	110	-	1,604	6.6%	▲	1,604

		Jan	Feb	Mar	Apr	May	Jun	Jul	Aug	Sep	Oct	Nov	Dec	Thru Nov	% Change	Trending	Total
Administrative Law	2015	-	-	-	1	-	-	-	-	1	-	-	-	2			2
	2016	-	-	-	-	-	-	-	-	1	-	-	-	1	-50.0%	▼	1
Contested Divorce	2015	2	4	1	1	1	2	4	2	2	1	2	1	22			23
	2016	-	3	5	7	2	4	2	3	-	2	2	-	30	36.4%	▲	30
Domestic and Family - Level 1	2015	-	1	15	1	-	5	2	1	2	6	1	1	34			35
	2016	-	6	5	5	4	7	6	2	5	-	4	-	44	29.4%	▲	44
Domestic and Family - Level 2	2015	8	12	6	5	1	10	12	7	8	4	5	5	78			83
	2016	3	11	2	9	5	5	10	3	4	5	3	-	60	-23.1%	▼	60
General Civil - Level 1	2015	-	1	1	-	1	-	-	-	-	1	-	-	4			4
	2016	1	-	-	1	-	-	2	1	1	-	1	-	7	75.0%	▲	7
General Civil - Level 2	2015	2	-	2	3	1	3	1	1	1	5	1	3	20			23
	2016	-	1	2	1	2	2	-	5	4	2	-	-	19	-5.0%	▼	19
General Civil - Level 3	2015	3	-	4	2	2	3	1	1	-	2	-	2	18			20
	2016	2	4	1	1	3	1	2	4	1	1	1	-	21	16.7%	▲	21
Miscellaneous	2015	35	36	33	26	23	18	34	28	43	22	27	63	325			388
	2016	43	34	42	25	24	43	26	32	32	42	17	-	360	10.8%	▲	360
Misdemeanor	2015	10	12	16	10	5	2	11	9	14	12	12	14	113			127
	2016	15	15	7	13	10	16	19	19	18	10	23	-	165	46.0%	▲	165
Non-Capital Felonies and Related Matters	2015	80	72	74	39	54	45	56	122	55	79	47	70	723			793
	2016	97	89	68	70	78	52	71	76	61	65	46	-	773	6.9%	▲	773
Other	2015	4	7	3	7	2	3	11	6	5	7	4	2	59			61
	2016	12	-	2	7	1	6	7	3	4	5	3	-	50	-15.3%	▼	50
Other Criminally Related Matters	2015	-	3	9	1	9	5	2	1	6	-	11	-	47			47
	2016	-	2	-	1	3	-	-	6	5	-	6	-	23	-51.1%	▼	23
Probates/Wills and Trusts - Level 2	2015	1	-	-	-	1	2	2	-	1	-	1	-	8			8
	2016	1	-	1	-	1	2	-	1	2	1	-	-	9	12.5%	▲	9
Protective Orders	2015	-	-	-	-	-	-	-	-	1	-	1	-	2			2
Uncontested Divorce	2015	4	4	6	3	9	10	2	2	3	3	4	4	50			54
	2016	1	3	1	7	8	4	3	8	3	-	4	-	42	-16.0%	▼	42

Court: Waynesboro Circuit

Start/End Date: Jan-15 / Nov-16

2015 Average Month: 150

Jan-Nov 2015: 1,635

Filings Trending: ▲

Circuit/Court ID: 25

225820


Type of Case: Filings

2016 Average Month:170

Jan-Nov 2016 : 1,870

Overall AVG. Month: 159

Monthly Summary




Jan 15-Nov 16

Totals

	2015	2016
Civil	560	620
Criminal	613	622
Other	625	628
Total	1,798	1,870

Jan --- Nov Filings



1,635 2015 1,870 2016

Jan --- Nov Filings

	2015	2016	% Change	Trending
Civil	521	620	19.0%	▲
Criminal	563	622	10.5%	▲
Other	551	628	14.0%	▲
Total	1,635	1,870	14.4%	▲

	Jan	Feb	Mar	Apr	May	Jun	Jul	Aug	Sep	Oct	Nov	Dec	Thru Nov	% Change	Trending	Total
2015	193	141	159	167	148	107	152	161	147	124	136	163	1,635			1,798
2016	152	207	204	179	187	198	147	152	161	150	133	-	1,870	14.4%	▲	1,870

		Jan	Feb	Mar	Apr	May	Jun	Jul	Aug	Sep	Oct	Nov	Dec	Thru Nov	% Change	Trending	Total
Administrative Law	2016	1	-	-	-	-	-	-	-	-	-	-	-	1			1
Contested Divorce	2015	10	10	12	7	4	6	11	8	9	9	4	8	90			98
	2016	9	22	13	6	11	10	8	8	10	11	11	-	119	32.2%	▲	119
Domestic and Family - Level 1	2015	3	3	5	2	7	1	6	6	-	1	15	-	49			49
	2016	4	8	3	11	2	11	4	4	14	10	-	-	71	44.9%	▲	71
Domestic and Family - Level 2	2015	-	-	1	2	1	2	2	1	-	-	-	-	9			9
	2016	2	2	-	3	2	4	1	-	2	2	2	-	20	122.2%	▲	20
General Civil - Level 1	2015	-	-	-	-	-	-	1	-	-	-	-	-	1			1
	2016	1	-	-	-	-	-	-	-	1	-	1	-	3	200.0%	▲	3
General Civil - Level 2	2015	2	4	5	1	2	1	-	2	1	2	3	-	23			23
	2016	1	2	2	1	1	3	-	2	3	-	2	-	17	-26.1%	▼	17
General Civil - Level 3	2015	1	-	-	2	-	3	-	8	1	4	2	5	21			26
	2016	-	3	2	3	4	2	2	-	1	1	1	-	19	-9.5%	▼	19
Miscellaneous	2015	36	25	23	25	27	28	28	23	38	24	24	57	301			358
	2016	36	35	43	33	27	32	31	29	24	35	33	-	358	18.9%	▲	358
Misdemeanor	2015	10	6	14	6	11	6	16	11	11	12	5	14	108			122
	2016	9	12	21	7	14	20	5	11	3	13	14	-	129	19.4%	▲	129
Non-Capital Felonies and Related Matters	2015	66	18	18	69	56	13	37	49	29	28	42	35	425			460
	2016	41	26	54	56	67	58	43	43	39	29	25	-	481	13.2%	▲	481
Other	2015	41	50	43	26	24	23	30	34	40	16	25	25	352			377
	2016	23	68	39	41	24	26	38	32	38	28	14	-	371	5.4%	▲	371
Other Criminally Related Matters	2015	-	-	1	6	1	4	3	1	5	7	2	1	30			31
	2016	-	-	-	-	12	-	-	1	-	-	-	-	13	-56.7%	▼	13
Probates/Wills and Trusts - Level 1	2015	1	-	1	-	-	-	-	-	-	1	-	-	3			3
	2016	-	-	1	-	-	-	-	-	-	-	-	-	1	-66.7%	▼	1
Probates/Wills and Trusts - Level 2	2015	-	1	1	1	-	1	-	-	-	1	-	-	5			5
	2016	-	-	1	2	1	1	-	1	-	3	-	-	9	80.0%	▲	9
Uncontested Divorce	2015	23	24	35	20	15	19	18	18	13	19	14	18	218			236
	2016	25	29	25	16	22	31	15	21	26	18	30	-	258	18.3%	▲	258

Court: Clarke Circuit

Start/End Date: Jan-15 / Nov-16

2015 Average Month: 52

Jan-Nov 2015: 550

Filings Trending: ▲

Circuit/Court ID: 26

226043


Type of Case: Filings

2016 Average Month:64

Jan-Nov 2016 : 704

Overall AVG. Month: 58

Monthly Summary

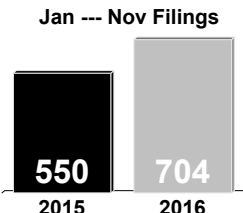


Jan 15-Nov 16

Totals

	2015	2016
Civil	129	155
Criminal	232	260
Other	258	289
Total	619	704

Jan --- Nov Filings



550 2015 704 2016

Jan --- Nov Filings

	2015	2016	% Change	Trending
Civil	124	155	25.0%	▲
Criminal	213	260	22.1%	▲
Other	213	289	35.7%	▲
Total	550	704	28.0%	▲

	Jan	Feb	Mar	Apr	May	Jun	Jul	Aug	Sep	Oct	Nov	Dec	Thru Nov	% Change	Trending	Total
2015	29	53	45	79	42	41	71	40	45	67	38	69	550			619
2016	78	52	55	62	50	48	78	48	76	78	79	-	704	28.0%	▲	704

		Jan	Feb	Mar	Apr	May	Jun	Jul	Aug	Sep	Oct	Nov	Dec	Thru Nov	% Change	Trending	Total
Administrative Law	2016	-	-	-	-	-	-	1	-	-	-	-	-	1			1
Contested Divorce	2015	-	3	3	1	4	-	1	-	1	-	2	1	15			16
	2016	-	1	1	-	1	1	1	1	-	-	1	-	7	-53.3%	▼	7
Domestic and Family - Level 1	2015	-	-	1	-	1	-	-	-	1	-	-	-	3			3
	2016	1	-	-	1	-	1	-	1	1	1	2	-	8	166.7%	▲	8
Domestic and Family - Level 2	2015	-	-	1	1	-	-	1	-	-	-	-	-	3			3
	2016	-	-	1	1	-	-	-	-	3	-	1	-	6	100.0%	▲	6
General Civil - Level 1	2015	-	-	-	-	1	-	1	-	-	-	-	-	2			2
	2016	-	-	-	-	-	-	-	-	-	1	-	-	1	-50.0%	▼	1
General Civil - Level 2	2015	1	2	1	5	1	-	-	1	1	2	1	-	15			15
	2016	1	-	1	1	1	1	2	1	1	1	4	-	14	-6.7%	▼	14
General Civil - Level 3	2015	-	-	-	1	1	-	1	-	2	2	1	-	8			8
	2016	1	-	1	2	6	3	5	1	3	2	8	-	32	300.0%	▲	32
Miscellaneous	2015	16	30	23	23	16	15	24	25	27	28	23	49	250			299
	2016	28	31	25	26	21	29	31	21	45	34	42	-	333	33.2%	▲	333
Misdemeanor	2015	2	1	3	5	3	7	8	1	5	10	3	7	48			55
	2016	10	4	3	3	5	1	5	5	9	1	5	-	51	6.3%	▲	51
Non-Capital Felonies and Related Matters	2015	6	10	8	40	10	13	30	6	7	23	4	10	157			167
	2016	33	12	18	26	13	11	29	6	11	30	10	-	199	26.8%	▲	199
Other	2015	-	1	-	-	-	-	-	-	-	-	-	-	1			1
	2016	-	-	-	-	-	-	-	1	-	-	-	-	1	0.0%	↔	1
Other Criminally Related Matters	2015	-	-	1	-	-	2	-	4	1	-	-	2	8			10
	2016	2	-	2	-	-	-	1	-	1	2	2	-	10	25.0%	▲	10
Probates/Wills and Trusts - Level 2	2015	-	1	-	1	-	-	-	-	-	-	-	-	2			2
	2016	-	-	-	1	-	-	-	3	1	-	-	-	5	150.0%	▲	5
Protective Orders	2016	-	-	-	-	-	-	1	-	-	-	-	-	1			1
Uncontested Divorce	2015	4	5	4	2	5	4	5	3	-	2	4	-	38			38
	2016	2	4	3	1	3	1	2	8	1	6	4	-	35	-7.9%	▼	35

Court: Frederick Circuit

Start/End Date: Jan-15 / Nov-16

2015 Average Month: 391

Jan-Nov 2015: 4,223

Filings Trending: ▲

Circuit/Court ID: 26

226069


Type of Case: Filings

2016 Average Month:398

Jan-Nov 2016 : 4,378

Overall AVG. Month: 394

Monthly Summary



Jan 15-Nov 16

Totals

	2015	2016
Civil	895	773
Criminal	2,482	1,999
Other	1,318	1,606
Total	4,695	4,378

Jan --- Nov Filings

4,223

2015

4,378

2016

Jan --- Nov Filings

	2015	2016	% Change	Trending
Civil	834	773	-7.3%	▼
Criminal	2,307	1,999	-13.4%	▼
Other	1,082	1,606	48.4%	▲
Total	4,223	4,378	3.7%	▲

	Jan	Feb	Mar	Apr	May	Jun	Jul	Aug	Sep	Oct	Nov	Dec	Thru Nov	% Change	Trending	Total
2015	394	317	399	496	326	477	420	291	344	467	292	472	4,223			4,695
2016	373	438	467	352	419	393	403	349	308	462	414	-	4,378	3.7%	▲	4,378

		Jan	Feb	Mar	Apr	May	Jun	Jul	Aug	Sep	Oct	Nov	Dec	Thru Nov	% Change	Trending	Total
Administrative Law	2015	-	-	1	-	-	1	-	-	-	-	-	-	2			2
	2016	-	-	-	-	-	1	1	-	2	2	-	-	6	200.0%	▲	6
Capital Murder	2015	-	-	4	-	-	-	-	-	-	-	-	-	4			4
	2016	-	-	-	-	-	-	-	-	-	-	-	-	-			-
Contested Divorce	2015	5	10	14	15	6	9	6	10	7	7	5	14	94			108
	2016	6	10	13	7	11	5	9	11	6	8	6	-	92	-2.1%	▼	92
Domestic and Family - Level 1	2015	2	4	7	7	6	6	2	3	5	7	9	2	58			60
	2016	1	5	3	4	6	7	8	6	6	4	3	-	53	-8.6%	▼	53
Domestic and Family - Level 2	2015	3	1	1	-	3	2	1	2	3	3	5	1	24			25
	2016	2	-	3	2	3	2	4	-	-	3	5	-	24	0.0%	↔	24
General Civil - Level 1	2015	-	-	-	1	-	-	-	-	1	1	-	-	3			3
	2016	-	1	1	-	-	-	1	-	-	1	-	-	4	33.3%	▲	4
General Civil - Level 2	2015	7	5	7	11	10	7	8	6	11	5	5	7	82			89
	2016	3	12	10	4	7	5	2	5	11	6	6	-	71	-13.4%	▼	71
General Civil - Level 3	2015	4	5	5	7	3	8	2	4	3	5	2	2	48			50
	2016	2	7	2	1	9	3	4	2	5	2	2	-	39	-18.8%	▼	39
Miscellaneous	2015	110	113	123	151	110	98	141	100	118	123	137	248	1,324			1,572
	2016	172	221	224	132	125	154	185	144	154	180	160	-	1,851	39.8%	▲	1,851
Misdemeanor	2015	42	53	53	40	23	127	55	43	35	62	18	18	551			569
	2016	28	27	32	34	36	33	28	15	20	36	47	-	336	-39.0%	▼	336
Non-Capital Felonies and Related Matters	2015	201	97	153	233	138	182	179	82	134	224	77	153	1,700			1,853
	2016	136	132	139	130	188	161	143	143	88	194	153	-	1,607	-5.5%	▼	1,607
Other	2015	-	1	-	-	-	-	1	1	-	-	-	-	3			3
	2016	5	4	1	7	5	3	5	13	2	11	2	5	58			63
Other Criminally Related Matters	2015	4	3	10	6	2	3	-	3	4	9	12	-	56	-3.4%	▼	56
	2016	-	-	-	1	-	1	-	-	-	-	-	-	2			2
Probates/Wills and Trusts - Lev	2015	2	1	2	4	4	3	-	2	2	2	1	2	23			25
	2016	2	2	2	2	4	-	1	2	1	1	3	-	20	-13.0%	▼	20
Uncontested Divorce	2015	13	23	32	19	18	30	20	25	23	17	31	20	251			271
	2016	17	18	24	30	28	19	17	18	11	16	17	-	215	-14.3%	▼	215

Court: Page Circuit

Start/End Date: Jan-15 / Nov-16

2015 Average Month: 139

Jan-Nov 2015: 1,511

Filings Trending: ▲

Circuit/Court ID: 26

226139


Type of Case: Filings

2016 Average Month:171

Jan-Nov 2016 : 1,877

Overall AVG. Month: 154

Monthly Summary




Jan 15-Nov 16

Totals

	2015	2016
Civil	276	265
Criminal	991	1,141
Other	400	471
Total	1,667	1,877

Jan --- Nov Filings



1,511 2015 1,877 2016

Jan --- Nov Filings

	2015	2016	% Change	Trending
Civil	249	265	6.4%	▲
Criminal	938	1,141	21.6%	▲
Other	324	471	45.4%	▲
Total	1,511	1,877	24.2%	▲

	Jan	Feb	Mar	Apr	May	Jun	Jul	Aug	Sep	Oct	Nov	Dec	Thru Nov	% Change	Trending	Total
2015	194	108	155	125	142	130	158	117	149	125	108	156	1,511			1,667
2016	242	198	173	190	157	101	113	135	275	153	140	-	1,877	24.2%	▲	1,877

		Jan	Feb	Mar	Apr	May	Jun	Jul	Aug	Sep	Oct	Nov	Dec	Thru Nov	% Change	Trending	Total
Administrative Law	2015	-	-	-	-	-	-	-	-	-	-	1	1	1			2
Capital Murder	2016	-	-	-	-	-	-	-	4	-	-	-	-	4			4
Contested Divorce	2015	1	2	5	5	3	1	2	4	1	2	-	5	26			31
	2016	3	3	2	-	4	4	4	6	1	2	2	-	31	19.2%	▲	31
Domestic and Family - Level 1	2015	2	1	1	2	-	-	-	1	3	1	-	1	11			12
	2016	3	-	-	-	1	3	1	-	-	1	1	-	10	-9.1%	▼	10
Domestic and Family - Level 2	2015	1	1	-	1	-	1	-	-	-	2	2	2	8			10
	2016	-	-	-	-	-	1	4	-	2	-	2	-	9	12.5%	▲	9
General Civil - Level 2	2015	1	2	6	2	2	7	6	1	2	3	-	3	32			35
	2016	1	3	4	-	5	3	3	2	4	1	1	-	27	-15.6%	▼	27
General Civil - Level 3	2015	-	-	1	3	2	1	5	-	-	1	2	1	15			16
	2016	1	-	5	-	3	1	2	1	1	3	3	-	20	33.3%	▲	20
Miscellaneous	2015	42	40	41	22	32	33	40	23	43	44	33	82	393			475
	2016	71	71	57	34	35	36	41	41	48	56	60	-	550	39.9%	▲	550
Misdemeanor	2015	33	13	15	7	26	23	27	26	11	17	20	11	218			229
	2016	29	8	15	26	27	5	13	17	40	19	29	-	228	4.6%	▲	228
Non-Capital Felonies and Related Matters	2015	108	38	74	77	60	52	63	55	74	48	38	41	687			728
	2016	76	97	79	118	68	43	38	57	165	58	38	-	837	21.8%	▲	837
Other	2015	1	1	4	-	-	1	2	-	1	1	1	1	12			13
	2016	-	2	4	5	1	-	1	1	-	3	1	-	18	50.0%	▲	18
Other Criminally Related Matters	2015	1	-	1	1	8	3	5	1	11	-	3	1	34			35
	2016	56	1	-	3	2	-	-	-	7	4	-	-	73	114.7%	▲	73
Probates/Wills and Trusts - Lev	2016	-	-	-	-	1	-	-	-	1	-	1	-	3			3
Probates/Wills and Trusts - Level 2	2015	-	2	1	1	1	1	-	-	-	1	-	-	7			7
	2016	1	-	-	1	1	-	-	1	-	1	-	-	5	-28.6%	▼	5
Protective Orders	2015	1	-	-	-	-	-	-	-	-	-	-	-	1			1
Uncontested Divorce	2015	3	8	6	4	8	7	8	6	3	5	8	7	66			73
	2016	1	13	7	3	9	5	6	5	6	5	2	-	62	-6.1%	▼	62

Court: Rockingham Circuit

Start/End Date: Jan-15 / Nov-16

2015 Average Month: 591

Jan-Nov 2015: 6,145

Filings Trending: ▲

Circuit/Court ID: 26

226165

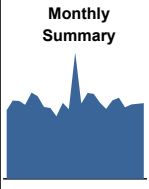
Type of Case: Filings

2016 Average Month: 579

Jan-Nov 2016 : 6,368

Overall AVG. Month: 585

Monthly Summary



Jan 15-Nov 16

Totals

	2015	2016
Civil	1,625	1,551
Criminal	3,033	2,574
Other	2,436	2,243
Total	7,094	6,368

Jan --- Nov Filings

6,145

2015

6,368

2016

Jan --- Nov Filings

	2015	2016	% Change	Trending
Civil	1,462	1,551	6.1%	▲
Criminal	2,770	2,574	-7.1%	▼
Other	1,913	2,243	17.3%	▲
Total	6,145	6,368	3.6%	▲

	Jan	Feb	Mar	Apr	May	Jun	Jul	Aug	Sep	Oct	Nov	Dec	Thru Nov	% Change	Trending	Total
2015	515	588	584	557	647	621	538	531	470	571	523	949	6,145			7,094
2016	566	645	638	570	524	589	609	536	559	563	569	-	6,368	3.6%	▲	6,368

		Jan	Feb	Mar	Apr	May	Jun	Jul	Aug	Sep	Oct	Nov	Dec	Thru Nov	% Change	Trending	Total
Administrative Law	2015	-	1	-	1	-	-	3	1	-	1	1	1	8			9
	2016	-	1	1	1	-	-	-	1	1	-	-	-	5	-37.5%	▼	5
Capital Murder	2015	-	-	-	4	-	-	-	-	-	-	-	-	4			4
	2016	-	-	-	1	-	-	-	-	-	-	-	-	1	-75.0%	▼	1
Contested Divorce	2015	12	10	18	9	22	11	14	16	12	14	18	9	156			165
	2016	15	13	17	15	16	16	20	16	13	17	19	-	177	13.5%	▲	177
Domestic and Family - Level 1	2015	6	2	5	3	3	9	20	6	5	15	19	6	93			99
	2016	8	8	4	3	9	44	9	1	9	10	8	-	113	21.5%	▲	113
Domestic and Family - Level 2	2015	5	1	14	4	15	17	3	5	8	18	19	5	109			114
	2016	9	4	3	20	5	6	4	6	11	3	5	-	76	-30.3%	▼	76
General Civil - Level 1	2015	2	2	-	1	2	1	1	1	2	-	-	-	12			12
	2016	1	-	1	-	-	1	1	4	-	-	1	-	9	-25.0%	▼	9
General Civil - Level 2	2015	13	14	9	11	10	17	11	12	18	5	22	9	142			151
	2016	11	12	18	19	18	13	14	27	22	14	9	-	177	24.6%	▲	177
General Civil - Level 3	2015	3	3	10	7	7	7	1	4	7	1	11	5	61			66
	2016	6	5	5	1	4	4	3	8	8	8	6	-	58	-4.9%	▼	58
Miscellaneous	2015	147	198	164	156	152	135	148	131	166	176	141	415	1,714			2,129
	2016	240	256	219	160	125	178	158	179	172	205	170	-	2,062	20.3%	▲	2,062
Misdemeanor	2015	43	43	56	41	64	74	37	47	35	35	39	51	514			565
	2016	27	62	65	45	45	49	55	27	43	32	45	-	495	-3.7%	▼	495
Non-Capital Felonies and Related Matters	2015	170	212	211	224	250	254	184	203	134	198	148	203	2,188			2,391
	2016	150	173	202	204	203	165	232	143	161	171	193	-	1,997	-8.7%	▼	1,997
Other	2015	77	67	55	67	51	66	71	65	56	74	77	219	726			945
	2016	68	70	59	66	65	65	76	64	61	55	64	-	713	-1.8%	▼	713
Other Criminally Related Matters	2015	3	7	8	6	10	7	3	6	3	8	6	9	67			76
	2016	9	10	4	6	2	7	8	16	5	9	9	-	85	26.9%	▲	85
Probates/Wills and Trusts - Level 1	2015	-	-	-	-	-	1	-	1	-	-	1	-	3			3
	2016	-	-	-	1	-	2	-	1	-	-	1	-	5	66.7%	▲	5
Probates/Wills and Trusts - Level 2	2015	8	1	1	4	2	1	1	3	-	5	2	-	28			28
	2016	1	2	5	2	2	1	-	3	1	2	2	-	21	-25.0%	▼	21
Protective Orders	2015	-	1	3	1	5	-	1	-	-	-	2	-	13			13
	2016	-	-	-	2	1	4	3	1	-	2	4	-	17	30.8%	▲	17
Uncontested Divorce	2015	26	26	30	18	54	21	40	30	24	21	17	17	307			324
	2016	21	29	35	24	29	34	26	39	52	35	33	-	357	16.3%	▲	357



Court: Shenandoah Circuit

Start/End Date: Jan-15 / Nov-16

2015 Average Month: 265

Jan-Nov 2015: 2,731

Filings Trending: ▲

Circuit/Court ID: 26

226171


Type of Case: Filings

2016 Average Month:288

Jan-Nov 2016 : 3,171

Overall AVG. Month: 276

Monthly Summary



Jan 15-Nov 16

Totals

	2015	2016
Civil	425	452
Criminal	1,351	1,296
Other	1,402	1,423
Total	3,178	3,171

Jan --- Nov Filings

2,731

2015

3,171

2016

Jan --- Nov Filings

	2015	2016	% Change	Trending
Civil	396	452	14.1%	▲
Criminal	1,212	1,296	6.9%	▲
Other	1,123	1,423	26.7%	▲
Total	2,731	3,171	16.1%	▲

	Jan	Feb	Mar	Apr	May	Jun	Jul	Aug	Sep	Oct	Nov	Dec	Thru Nov	% Change	Trending	Total
2015	260	303	265	302	141	259	208	263	243	323	164	447	2,731			3,178
2016	345	244	333	323	280	273	315	221	236	289	312	-	3,171	16.1%	▲	3,171

		Jan	Feb	Mar	Apr	May	Jun	Jul	Aug	Sep	Oct	Nov	Dec	Thru Nov	% Change	Trending	Total
Administrative Law	2015	-	-	-	-	1	-	1	-	-	-	-	-	2			2
Capital Murder	2016	-	-	-	-	-	-	-	-	-	-	1	-	1			1
Contested Divorce	2015	-	-	5	7	6	7	6	2	3	2	5	2	43			45
	2016	2	4	3	4	6	3	3	6	4	4	2	-	41	-4.7%	▼	41
Domestic and Family - Level 1	2015	6	3	2	9	2	4	3	12	8	2	4	1	55			56
	2016	6	-	6	6	1	-	-	5	1	8	3	-	36	-34.5%	▼	36
Domestic and Family - Level 2	2015	2	2	-	2	1	4	1	1	1	-	-	1	14			15
	2016	-	3	2	4	1	2	-	-	2	-	1	-	15	7.1%	▲	15
General Civil - Level 1	2015	-	-	1	-	-	-	-	-	2	-	-	-	3			3
	2016	-	-	1	-	-	1	-	-	2	-	1	-	5	66.7%	▲	5
General Civil - Level 2	2015	1	4	3	2	3	4	2	2	5	1	3	3	30			33
	2016	2	1	9	2	2	4	10	3	7	4	8	-	52	73.3%	▲	52
General Civil - Level 3	2015	2	-	3	2	2	1	-	2	3	-	2	1	17			18
	2016	2	1	1	2	-	1	3	7	-	5	1	-	23	35.3%	▲	23
Miscellaneous	2015	73	54	85	66	52	75	64	84	76	71	93	142	793			935
	2016	117	102	120	82	79	79	96	85	106	125	84	-	1,075	35.6%	▲	1,075
Misdemeanor	2015	17	45	35	16	8	17	15	19	24	122	9	38	327			365
	2016	27	23	18	17	42	41	18	37	22	34	34	-	313	-4.3%	▼	313
Non-Capital Felonies and Related Matters	2015	110	90	99	128	34	95	74	42	73	79	8	98	832			930
	2016	99	71	74	147	87	67	108	49	44	78	130	-	954	14.7%	▲	954
Other	2015	38	91	22	53	27	42	33	70	39	29	23	148	467			615
	2016	80	28	86	39	55	66	57	16	36	18	40	-	521	11.6%	▲	521
Other Criminally Related Matters	2015	1	8	1	5	2	5	-	19	-	10	2	3	53			56
	2016	-	1	6	4	-	1	3	1	4	6	3	-	29	-45.3%	▼	29
Probates/Wills and Trusts - Lev	2016	1	1	1	-	-	-	-	-	-	-	-	-	3			3
Probates/Wills and Trusts - Level 2	2015	-	1	-	1	-	-	3	-	-	-	-	2	5			7
	2016	1	1	1	3	1	-	-	2	1	1	-	-	11	120.0%	▲	11
Uncontested Divorce	2015	10	5	9	11	3	5	6	10	9	7	15	8	90			98
	2016	8	8	5	13	6	8	17	10	7	6	4	-	92	2.2%	▲	92

Court: Warren Circuit

Start/End Date: Jan-15 / Nov-16

2015 Average Month: 264

Jan-Nov 2015: 2,714

Filings Trending: ▲

Circuit/Court ID: 26

226187


Type of Case: Filings

2016 Average Month:271

Jan-Nov 2016 : 2,979

Overall AVG. Month: 267

Monthly Summary



Jan 15-Nov 16

Totals

	2015	2016
Civil	676	718
Criminal	1,248	1,062
Other	1,242	1,199
Total	3,166	2,979

Jan --- Nov Filings

2,714

2015

2,979

2016

Jan --- Nov Filings

	2015	2016	% Change	Trending
Civil	627	718	14.5%	▲
Criminal	1,089	1,062	-2.5%	▼
Other	998	1,199	20.1%	▲
Total	2,714	2,979	9.8%	▲

	Jan	Feb	Mar	Apr	May	Jun	Jul	Aug	Sep	Oct	Nov	Dec	Thru Nov	% Change	Trending	Total
2015	232	268	224	358	221	198	251	214	255	248	245	452	2,714			3,166
2016	247	271	354	265	224	302	282	269	282	227	256	-	2,979	9.8%	▲	2,979

		Jan	Feb	Mar	Apr	May	Jun	Jul	Aug	Sep	Oct	Nov	Dec	Thru Nov	% Change	Trending	Total
Administrative Law	2015	-	-	-	-	1	-	-	-	-	-	-	-	1			1
	2016	1	-	-	-	-	-	-	1	-	-	1	-	3	200.0%	▲	3
Contested Divorce	2015	6	8	14	10	9	10	8	12	8	10	6	6	101			107
	2016	8	10	10	12	5	12	10	10	11	11	11	-	110	8.9%	▲	110
Domestic and Family - Level 1	2015	1	1	6	5	11	11	4	9	18	12	4	2	82			84
	2016	-	21	2	3	1	6	7	2	6	3	17	-	68	-17.1%	▼	68
Domestic and Family - Level 2	2015	-	-	12	2	4	2	1	5	-	2	5	1	33			34
	2016	1	1	-	-	5	-	1	3	2	1	-	-	14	-57.6%	▼	14
General Civil - Level 1	2015	-	-	-	-	-	-	-	1	-	-	-	-	1			1
	2016	-	1	-	-	-	-	-	1	1	1	-	-	4	300.0%	▲	4
General Civil - Level 2	2015	1	6	6	8	8	4	4	2	3	5	3	6	50			56
	2016	2	16	5	8	7	13	4	5	7	4	7	-	78	56.0%	▲	78
General Civil - Level 3	2015	1	-	2	3	3	3	1	-	1	1	1	-	16			16
	2016	2	4	3	2	2	5	1	3	-	-	1	-	23	43.8%	▲	23
Miscellaneous	2015	77	66	73	60	53	55	74	64	54	72	88	162	736			898
	2016	108	108	117	87	66	94	83	72	87	117	101	-	1,040	41.3%	▲	1,040
Misdemeanor	2015	15	11	14	29	18	14	22	27	20	16	15	22	201			223
	2016	16	8	34	18	13	22	21	24	26	15	12	-	209	4.0%	▲	209
Non-Capital Felonies and Related Matters	2015	83	75	24	162	68	47	76	46	103	74	71	136	829			965
	2016	42	37	120	57	75	78	97	74	74	46	89	-	789	-4.8%	▼	789
Other	2015	25	72	42	46	28	32	34	16	29	43	26	99	393			492
	2016	50	40	37	54	24	35	26	33	30	2	2	-	333	-15.3%	▼	333
Other Criminally Related Matters	2015	10	5	13	4	1	4	6	5	4	-	7	1	59			60
	2016	2	3	6	2	6	9	12	15	8	2	-	-	65	10.2%	▲	65
Probates/Wills and Trusts - Lev	2015	-	-	-	-	-	-	-	-	1	-	-	-	1			1
Probates/Wills and Trusts - Level 2	2015	2	-	-	1	-	-	1	-	-	-	-	-	4			4
	2016	-	-	-	1	1	1	-	1	1	1	1	-	7	75.0%	▲	7
Protective Orders	2015	1	4	-	-	1	1	2	1	1	-	1	1	12			13
	2016	-	1	2	-	1	1	-	1	1	-	-	-	7	-41.7%	▼	7
Uncontested Divorce	2015	10	20	18	28	16	15	18	26	13	13	18	16	195			211
	2016	15	21	18	21	18	26	20	24	28	24	14	-	229	17.4%	▲	229

Court: Winchester Circuit

Start/End Date: Jan-15 / Nov-16

2015 Average Month: 222

Jan-Nov 2015: 2,445

Filings Trending: ▼

Circuit/Court ID: 26

226840


Type of Case: Filings

2016 Average Month:189

Jan-Nov 2016 : 2,082

Overall AVG. Month: 206

Monthly Summary



Jan 15-Nov 16

Totals

	2015	2016
Civil	466	416
Criminal	1,948	1,417
Other	249	249
Total	2,663	2,082

Jan --- Nov Filings

2,445

2015

2,082

2016

Jan --- Nov Filings

	2015	2016	% Change	Trending
Civil	443	416	-6.1%	▼
Criminal	1,793	1,417	-21.0%	▼
Other	209	249	19.1%	▲
Total	2,445	2,082	-14.8%	▼

	Jan	Feb	Mar	Apr	May	Jun	Jul	Aug	Sep	Oct	Nov	Dec	Thru Nov	% Change	Trending	Total
2015	200	277	250	213	230	259	263	217	213	189	134	218	2,445			2,663
2016	197	215	213	186	134	199	192	229	169	200	148	-	2,082	-14.8%	▼	2,082

		Jan	Feb	Mar	Apr	May	Jun	Jul	Aug	Sep	Oct	Nov	Dec	Thru Nov	% Change	Trending	Total
Administrative Law	2015	-	-	-	-	-	1	-	-	-	-	-	1	1			2
	2016	1	-	2	-	-	-	1	-	1	2	-	-	7	600.0%	▲	7
Contested Divorce	2015	4	5	5	5	-	6	2	4	6	3	2	-	42			42
	2016	1	4	2	3	4	6	3	9	3	2	-	-	37	-11.9%	▼	37
Domestic and Family - Level 1	2015	4	-	-	-	5	13	4	4	3	-	6	2	39			41
	2016	1	1	11	8	4	8	13	3	6	3	5	-	63	61.5%	▲	63
Domestic and Family - Level 2	2015	3	-	2	3	1	3	4	-	5	3	-	1	24			25
	2016	-	-	5	3	-	3	-	4	1	1	2	-	19	-20.8%	▼	19
General Civil - Level 1	2015	1	1	1	1	-	-	1	1	1	1	2	2	10			12
	2016	-	1	-	-	-	1	2	-	2	1	-	-	7	-30.0%	▼	7
General Civil - Level 2	2015	5	-	20	4	4	3	8	4	3	6	2	3	59			62
	2016	3	4	3	3	7	7	4	5	4	9	2	-	51	-13.6%	▼	51
General Civil - Level 3	2015	6	1	3	6	2	3	1	-	1	3	1	3	27			30
	2016	1	3	3	1	2	2	2	2	-	5	2	-	23	-14.8%	▼	23
Miscellaneous	2015	22	37	28	27	28	25	29	29	30	21	35	50	311			361
	2016	39	34	29	28	24	33	34	35	40	44	33	-	373	19.9%	▲	373
Misdemeanor	2015	31	46	43	40	46	46	37	37	26	30	16	43	398			441
	2016	41	25	38	21	10	28	41	22	17	22	16	-	281	-29.4%	▼	281
Non-Capital Felonies and Related Matters	2015	100	172	135	112	127	137	160	120	123	113	59	108	1,358			1,466
	2016	102	130	109	114	79	102	86	137	80	99	76	-	1,114	-18.0%	▼	1,114
Other	2015	3	2	3	2	2	3	1	-	3	2	2	-	23			23
	2016	2	-	2	-	-	-	1	1	2	2	1	-	11	-52.2%	▼	11
Other Criminally Related Matters	2015	6	2	4	3	4	7	2	5	4	-	1	4	38			42
	2016	1	3	2	1	2	2	1	5	4	2	-	-	23	-39.5%	▼	23
Probates/Wills and Trusts - Lev	2015	-	1	-	-	-	-	-	-	-	-	-	-	1			1
Probates/Wills and Trusts - Level 2	2015	1	-	1	-	1	2	2	3	-	2	1	-	13			13
	2016	-	3	1	1	-	-	1	1	-	2	-	-	9	-30.8%	▼	9
Protective Orders	2015	-	-	-	-	-	-	-	-	1	-	-	-	1			1
Uncontested Divorce	2015	14	10	5	10	10	10	12	10	7	5	7	1	100			101
	2016	5	7	6	3	2	7	3	5	9	6	11	-	64	-36.0%	▼	64

Court: Bland Circuit

Start/End Date: Jan-15 / Nov-16

2015 Average Month: 29

Jan-Nov 2015: 295

Filings Trending: ▲

Circuit/Court ID: 27

227021


Type of Case: Filings

2016 Average Month:41

Jan-Nov 2016 : 452

Overall AVG. Month: 35

Monthly Summary



Jan 15-Nov 16

Totals

	2015	2016
Civil	76	75
Criminal	54	131
Other	212	246
Total	342	452

Jan --- Nov Filings

295

2015

452

2016

Jan --- Nov Filings

	2015	2016	% Change	Trending
Civil	71	75	5.6%	▲
Criminal	52	131	151.9%	▲
Other	172	246	43.0%	▲
Total	295	452	53.2%	▲

	Jan	Feb	Mar	Apr	May	Jun	Jul	Aug	Sep	Oct	Nov	Dec	Thru Nov	% Change	Trending	Total
2015	20	32	29	24	28	19	23	26	30	38	26	47	295			342
2016	58	63	51	32	46	44	33	31	29	34	31	-	452	53.2%	▲	452

		Jan	Feb	Mar	Apr	May	Jun	Jul	Aug	Sep	Oct	Nov	Dec	Thru Nov	% Change	Trending	Total
Administrative Law	2016	-	1	-	-	-	-	-	-	-	-	-	-	1			1
Contested Divorce	2015	2	1	1	2	-	-	1	2	1	-	-	-	10			10
	2016	1	1	2	-	-	1	-	1	-	-	1	-	7	-30.0%	▼	7
Domestic and Family - Level 1	2015	-	-	-	3	-	1	-	2	-	-	2	1	8			9
	2016	1	-	-	1	-	-	2	-	-	-	-	-	4	-50.0%	▼	4
Domestic and Family - Level 2	2015	-	-	1	-	2	-	-	-	1	-	-	-	4			4
	2016	-	1	-	-	-	1	-	-	1	1	-	-	4	0.0%	↔	4
General Civil - Level 1	2016	-	-	-	-	-	-	-	-	-	-	1	-	1			1
General Civil - Level 2	2015	-	1	-	2	-	-	-	-	-	-	-	-	3			3
	2016	1	1	-	-	2	2	2	-	1	-	-	-	9	200.0%	▲	9
General Civil - Level 3	2015	1	-	-	-	1	1	1	-	-	1	1	1	6			7
	2016	-	1	-	-	1	-	2	-	-	-	-	-	4	-33.3%	▼	4
Miscellaneous	2015	13	23	22	12	15	10	12	14	17	30	19	41	187			228
	2016	44	38	33	26	10	16	17	17	17	26	16	-	260	39.0%	▲	260
Misdemeanor	2015	-	3	-	1	-	-	1	1	-	1	1	-	8			8
	2016	-	-	1	-	2	1	3	2	1	-	3	-	13	62.5%	▲	13
Non-Capital Felonies and Related Matters	2015	2	1	4	2	8	3	6	4	6	2	-	2	38			40
	2016	10	15	12	4	29	17	5	6	5	1	10	-	114	200.0%	▲	114
Other	2015	-	-	-	-	-	1	-	-	-	-	-	-	1			1
	2016	-	1	-	-	-	2	-	-	-	1	-	-	4	300.0%	▲	4
Other Criminally Related Matters	2015	-	1	-	-	1	-	-	2	-	1	1	-	6			6
	2016	-	-	-	-	-	-	-	3	2	-	-	-	5	-16.7%	▼	5
Probates/Wills and Trusts - Lev	2015	-	-	1	-	-	-	-	-	1	-	-	1	2			3
Uncontested Divorce	2015	2	2	-	2	1	3	2	1	4	3	2	1	22			23
	2016	1	4	3	1	2	4	2	2	2	5	-	-	26	18.2%	▲	26

Court: Carroll Circuit

Start/End Date: Jan-15 / Nov-16

2015 Average Month: 227

Jan-Nov 2015: 2,362

Filings Trending: ▲

Circuit/Court ID: 27

227035


Type of Case: Filings

2016 Average Month:252

Jan-Nov 2016 : 2,771

Overall AVG. Month: 239

Monthly Summary



Jan 15-Nov 16

Totals

	2015	2016
Civil	436	435
Criminal	1,071	1,191
Other	1,213	1,145
Total	2,720	2,771

Jan --- Nov Filings

2,362

2015

2,771

2016

Jan --- Nov Filings

	2015	2016	% Change	Trending
Civil	400	435	8.8%	▲
Criminal	977	1,191	21.9%	▲
Other	985	1,145	16.2%	▲
Total	2,362	2,771	17.3%	▲

	Jan	Feb	Mar	Apr	May	Jun	Jul	Aug	Sep	Oct	Nov	Dec	Thru Nov	% Change	Trending	Total
2015	195	190	318	191	181	203	224	202	271	224	163	358	2,362			2,720
2016	302	247	293	252	224	323	215	247	251	225	192	-	2,771	17.3%	▲	2,771

		Jan	Feb	Mar	Apr	May	Jun	Jul	Aug	Sep	Oct	Nov	Dec	Thru Nov	% Change	Trending	Total
Administrative Law	2015	-	1	-	-	1	-	-	-	-	-	-	-	2			2
	2016	-	-	-	-	-	1	-	-	-	1	-	-	2	0.0%	↔	2
Contested Divorce	2015	1	5	5	4	8	2	7	2	3	3	3	6	43			49
	2016	4	3	3	3	6	3	4	7	1	4	1	-	39	-9.3%	▼	39
Domestic and Family - Level 1	2015	-	-	1	5	1	5	-	-	8	5	1	1	26			27
	2016	1	13	3	4	19	-	3	7	6	10	2	-	68	161.5%	▲	68
Domestic and Family - Level 2	2015	1	2	4	-	1	1	1	-	-	2	1	1	13			14
	2016	2	1	2	2	1	1	2	2	2	-	1	-	16	23.1%	▲	16
General Civil - Level 1	2015	-	-	1	-	-	-	-	-	-	-	-	-	1			1
	2016	1	-	-	1	1	-	1	-	2	-	-	-	6	500.0%	▲	6
General Civil - Level 2	2015	3	2	14	4	11	6	7	3	3	2	2	4	57			61
	2016	2	-	9	3	3	6	4	2	5	5	2	-	41	-28.1%	▼	41
General Civil - Level 3	2015	-	-	4	1	3	1	1	2	3	3	2	4	20			24
	2016	1	1	3	2	2	6	-	6	2	2	2	-	27	35.0%	▲	27
Miscellaneous	2015	88	74	105	90	45	70	96	85	91	84	58	140	886			1,026
	2016	130	120	122	110	68	79	90	83	105	83	84	-	1,074	21.2%	▲	1,074
Misdemeanor	2015	11	11	19	10	7	13	9	21	10	19	19	6	149			155
	2016	22	7	7	21	9	17	13	9	10	14	10	-	139	-6.7%	▼	139
Non-Capital Felonies and Related Matters	2015	52	54	102	40	63	62	57	56	116	65	54	74	721			795
	2016	94	57	102	69	74	162	70	83	80	87	53	-	931	29.1%	▲	931
Other	2015	19	23	27	21	21	29	24	20	21	15	10	99	230			329
	2016	27	30	20	16	14	17	21	22	18	9	18	-	212	-7.8%	▼	212
Other Criminally Related Matters	2015	12	3	23	5	8	11	14	5	7	11	8	14	107			121
	2016	11	5	8	10	16	18	3	19	18	1	13	-	122	14.0%	▲	122
Probates/Wills and Trusts - Lev	2015	-	-	-	2	-	1	-	-	1	-	-	-	4			4
Probates/Wills and Trusts - Level 2	2015	2	3	1	2	2	-	-	4	1	4	-	3	19			22
	2016	2	1	2	1	2	5	2	3	1	-	1	-	20	5.3%	▲	20
Protective Orders	2015	-	1	-	-	-	-	-	-	-	-	-	-	1			1
Uncontested Divorce	2015	6	11	12	7	10	2	8	4	7	11	5	6	83			89
	2016	5	9	12	10	9	8	2	4	1	9	5	-	74	-10.8%	▼	74

Court: Floyd Circuit

Start/End Date: Jan-15 / Nov-16

2015 Average Month: 76

Jan-Nov 2015: 784

Filings Trending: ▲

Circuit/Court ID: 27

227063

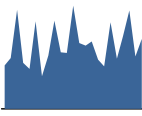
Type of Case: Filings

2016 Average Month:78

Jan-Nov 2016 : 862

Overall AVG. Month: 77

Monthly Summary



Jan 15-Nov 16

Totals

	2015	2016
Civil	209	160
Criminal	331	299
Other	368	403
Total	908	862

Jan --- Nov Filings

784

862

2015

2016

Jan --- Nov Filings

	2015	2016	% Change	Trending
Civil	193	160	-17.1%	▼
Criminal	295	299	1.4%	▲
Other	296	403	36.1%	▲
Total	784	862	9.9%	▲

	Jan	Feb	Mar	Apr	May	Jun	Jul	Aug	Sep	Oct	Nov	Dec	Thru Nov	% Change	Trending	Total
2015	52	61	119	55	48	105	39	64	106	68	67	124	784			908
2016	79	76	81	59	51	104	60	87	118	63	84	-	862	9.9%	▲	862

		Jan	Feb	Mar	Apr	May	Jun	Jul	Aug	Sep	Oct	Nov	Dec	Thru Nov	% Change	Trending	Total
Contested Divorce	2015	1	-	4	3	1	2	-	1	5	-	-	2	17			19
	2016	1	-	2	3	-	2	-	-	1	-	2	-	11	-35.3%	▼	11
Domestic and Family - Level 1	2015	-	-	-	6	1	2	-	-	-	-	13	2	22			24
	2016	4	1	-	1	2	-	-	1	-	3	1	-	13	-40.9%	▼	13
Domestic and Family - Level 2	2015	-	-	-	2	1	-	-	-	-	-	-	-	3			3
	2016	-	-	-	-	1	-	1	1	-	-	-	-	3	0.0%	↔	3
General Civil - Level 1	2015	1	1	-	-	-	-	-	-	-	-	-	-	2			2
	2016	-	-	1	-	-	-	-	-	-	-	-	-	1	-50.0%	▼	1
General Civil - Level 2	2015	-	1	-	1	-	-	1	3	1	1	2	2	10			12
	2016	2	1	1	1	1	3	4	2	-	2	3	-	20	100.0%	▲	20
General Civil - Level 3	2015	2	1	1	3	1	-	2	4	2	-	1	3	17			20
	2016	-	1	-	-	4	4	3	-	1	2	3	-	18	5.9%	▲	18
Miscellaneous	2015	29	43	33	27	25	31	27	23	38	46	33	76	355			431
	2016	63	66	47	37	24	42	26	47	34	42	42	-	470	32.4%	▲	470
Misdemeanor	2015	1	-	5	-	4	3	1	3	11	4	1	2	33			35
	2016	5	2	2	11	3	6	11	11	10	9	6	-	76	130.3%	▲	76
Non-Capital Felonies and Related Matters	2015	8	4	71	10	9	60	2	17	44	11	7	34	243			277
	2016	2	2	26	2	13	39	8	21	69	2	26	-	210	-13.6%	▼	210
Other Criminally Related Matters	2015	-	4	-	-	1	-	-	5	-	-	9	-	19			19
	2016	-	2	-	1	-	7	3	1	-	-	-	-	14	-26.3%	▼	14
Probates/Wills and Trusts - Lev	2015	-	-	-	-	-	-	-	-	1	-	-	-	1			1
Probates/Wills and Trusts - Level 2	2015	3	-	2	1	-	-	-	3	-	1	-	1	10			11
	2016	-	1	1	-	-	-	2	-	-	1	-	-	5	-50.0%	▼	5
Uncontested Divorce	2015	7	7	3	2	5	7	6	5	4	5	1	2	52			54
	2016	2	-	1	3	3	1	2	3	3	2	1	-	21	-59.6%	▼	21

Court: Giles Circuit

Start/End Date: Jan-15 / Nov-16

2015 Average Month: 116

Jan-Nov 2015: 1,250

Filings Trending: ▼

Circuit/Court ID: 27

227071


Type of Case: Filings

2016 Average Month:105

Jan-Nov 2016 : 1,155

Overall AVG. Month: 111

Monthly Summary



Jan 15-Nov 16

Totals

	2015	2016
Civil	203	213
Criminal	793	498
Other	401	444
Total	1,397	1,155

Jan --- Nov Filings

1,250

2015

1,155

2016

Jan --- Nov Filings

	2015	2016	% Change	Trending
Civil	186	213	14.5%	▲
Criminal	731	498	-31.9%	▼
Other	333	444	33.3%	▲
Total	1,250	1,155	-7.6%	▼

	Jan	Feb	Mar	Apr	May	Jun	Jul	Aug	Sep	Oct	Nov	Dec	Thru Nov	% Change	Trending	Total
2015	106	96	119	115	84	89	88	122	226	117	88	147	1,250			1,397
2016	129	114	118	91	79	92	119	95	116	125	77	-	1,155	-7.6%	▼	1,155

		Jan	Feb	Mar	Apr	May	Jun	Jul	Aug	Sep	Oct	Nov	Dec	Thru Nov	% Change	Trending	Total
Contested Divorce	2015	3	-	2	1	2	2	2	1	2	1	1	1	17			18
	2016	1	1	2	3	3	1	3	1	-	3	3	-	21	23.5%	▲	21
Domestic and Family - Level 1	2015	10	16	1	1	1	3	8	5	5	-	2	5	52			57
	2016	-	7	14	5	2	1	2	-	7	11	-	-	49	-5.8%	▼	49
Domestic and Family - Level 2	2015	-	-	6	-	5	-	-	-	-	1	-	-	12			12
	2016	6	2	1	1	-	2	1	-	1	1	2	-	17	41.7%	▲	17
General Civil - Level 1	2016	-	-	-	-	-	-	-	-	1	1	-	-	2			2
General Civil - Level 2	2015	1	2	-	3	-	2	1	-	2	4	3	2	18			20
	2016	-	-	1	2	-	1	1	2	2	6	3	-	18	0.0%	↔	18
General Civil - Level 3	2015	-	1	-	1	-	-	-	2	-	1	1	1	6			7
	2016	2	-	-	1	1	-	-	1	2	2	-	-	9	50.0%	▲	9
Infraction/ Civil Violation	2015	-	-	1	-	-	-	-	-	-	-	-	-	1			1
Miscellaneous	2015	28	31	43	40	24	28	31	36	33	35	27	69	356			425
	2016	54	63	56	43	30	38	39	45	42	32	37	-	479	34.6%	▲	479
Misdemeanor	2015	9	9	10	6	10	6	5	19	23	13	10	7	120			127
	2016	17	23	16	7	13	7	9	8	5	11	13	-	129	7.5%	▲	129
Non-Capital Felonies and Related Matters	2015	50	26	47	42	34	34	32	47	151	52	26	55	541			596
	2016	38	9	22	25	25	38	57	21	51	55	10	-	351	-35.1%	▼	351
Other	2015	-	-	-	-	1	-	-	-	-	-	-	-	1			1
Other Criminally Related Matters	2015	1	5	1	16	-	8	1	8	5	9	17	-	71			71
	2016	2	1	-	1	-	3	-	5	2	1	3	-	18	-74.6%	▼	18
Probates/Wills and Trusts - Lev	2016	-	-	-	-	1	-	-	-	-	-	-	-	1			1
Probates/Wills and Trusts - Level 2	2015	1	3	-	-	1	1	2	1	-	-	-	1	9			10
	2016	3	1	2	-	-	-	-	4	1	-	3	-	14	55.6%	▲	14
Protective Orders	2015	-	1	-	-	-	-	-	1	1	-	-	-	3			3
	2016	4	1	-	-	-	-	-	2	-	-	-	-	7	133.3%	▲	7
Uncontested Divorce	2015	3	2	8	5	6	5	6	2	4	1	1	6	43			49
	2016	2	6	4	3	4	1	7	6	2	2	3	-	40	-7.0%	▼	40



Court: Grayson Circuit

Start/End Date: Jan-15 / Nov-16

2015 Average Month: 112

Jan-Nov 2015: 1,212

Filings Trending: ▲

Circuit/Court ID: 27

227077

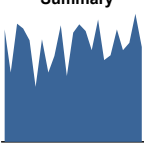
Type of Case: Filings

2016 Average Month:124

Jan-Nov 2016 : 1,365

Overall AVG. Month: 118

Monthly Summary



Jan 15-Nov 16

Totals

	2015	2016
Civil	263	191
Criminal	524	572
Other	556	602
Total	1,343	1,365

Jan --- Nov Filings

1,212

2015

1,365

2016

Jan --- Nov Filings

	2015	2016	% Change	Trending
Civil	246	191	-22.4%	▼
Criminal	492	572	16.3%	▲
Other	474	602	27.0%	▲
Total	1,212	1,365	12.6%	▲

	Jan	Feb	Mar	Apr	May	Jun	Jul	Aug	Sep	Oct	Nov	Dec	Thru Nov	% Change	Trending	Total
2015	135	83	142	136	122	66	123	83	103	140	79	131	1,212			1,343
2016	141	133	110	147	98	104	135	110	119	154	114	-	1,365	12.6%	▲	1,365

		Jan	Feb	Mar	Apr	May	Jun	Jul	Aug	Sep	Oct	Nov	Dec	Thru Nov	% Change	Trending	Total
Administrative Law	2016	-	-	-	-	-	-	-	-	-	1	-	-	1			1
Contested Divorce	2015	2	2	4	3	3	1	5	3	3	3	-	1	29			30
	2016	1	4	2	2	-	1	1	-	1	2	2	-	16	-44.8%	▼	16
Domestic and Family - Level 1	2015	2	-	7	6	5	-	-	-	2	14	20	1	56			57
	2016	-	-	-	1	1	-	-	-	-	8	-	-	10	-82.1%	▼	10
Domestic and Family - Level 2	2015	-	-	-	-	-	-	2	-	-	-	-	-	2			2
	2016	-	-	1	2	1	1	-	-	1	1	-	-	7	250.0%	▲	7
General Civil - Level 1	2015	-	-	2	-	-	-	-	-	-	-	-	-	2			2
General Civil - Level 2	2015	4	1	2	3	3	3	1	4	2	3	1	5	27			32
	2016	2	3	-	4	-	2	3	-	3	4	2	-	23	-14.8%	▼	23
General Civil - Level 3	2015	-	2	-	1	-	-	1	5	1	2	4	1	16			17
	2016	-	1	-	-	-	5	2	-	1	-	3	-	12	-25.0%	▼	12
Miscellaneous	2015	43	48	69	63	36	36	32	33	73	44	34	88	511			599
	2016	92	76	61	51	32	54	52	54	51	61	60	-	644	26.0%	▲	644
Misdemeanor	2015	5	12	6	6	21	5	9	8	3	12	5	12	92			104
	2016	8	10	15	18	13	6	10	17	11	19	9	-	136	47.8%	▲	136
Non-Capital Felonies and Related Matters	2015	71	11	41	49	45	11	66	18	11	55	12	21	390			411
	2016	32	30	21	57	41	24	62	29	45	48	31	-	420	7.7%	▲	420
Other	2015	-	-	-	1	2	1	1	2	2	1	-	-	10			10
	2016	1	2	-	1	4	3	-	6	1	1	1	-	20	100.0%	▲	20
Other Criminally Related Matters	2015	-	1	3	1	-	1	4	1	-	1	-	-	12			12
	2016	-	5	1	2	2	-	1	2	-	4	2	-	19	58.3%	▲	19
Probates/Wills and Trusts - Lev	2016	-	-	-	-	-	-	1	-	1	-	-	-	2			2
Probates/Wills and Trusts - Level 2	2015	1	-	3	-	-	1	-	-	1	2	-	-	8			8
	2016	2	-	1	1	-	1	-	-	2	-	-	-	7	-12.5%	▼	7
Protective Orders	2015	-	1	-	-	2	-	-	1	-	-	-	-	4			4
	2016	-	1	1	1	-	-	-	1	-	-	-	-	4	0.0%	↔	4
Uncontested Divorce	2015	7	5	5	3	5	7	2	8	5	3	3	2	53			55
	2016	3	1	7	7	4	7	3	1	2	5	4	-	44	-17.0%	▼	44

Court: Montgomery Circuit

Start/End Date: Jan-15 / Nov-16

2015 Average Month: 407

Jan-Nov 2015: 4,195

Filings Trending: ▲

Circuit/Court ID: 27

227121


Type of Case: Filings

2016 Average Month:450

Jan-Nov 2016 : 4,955

Overall AVG. Month: 428

Monthly Summary



Jan 15-Nov 16

Totals

	2015	2016
Civil	1,071	931
Criminal	1,660	2,079
Other	2,151	1,945
Total	4,882	4,955

Jan --- Nov Filings

4,195

2015

4,955

2016

Jan --- Nov Filings

	2015	2016	% Change	Trending
Civil	977	931	-4.7%	▼
Criminal	1,491	2,079	39.4%	▲
Other	1,727	1,945	12.6%	▲
Total	4,195	4,955	18.1%	▲

	Jan	Feb	Mar	Apr	May	Jun	Jul	Aug	Sep	Oct	Nov	Dec	Thru Nov	% Change	Trending	Total
2015	355	325	439	493	267	375	383	429	395	402	332	687	4,195			4,882
2016	415	559	468	427	484	416	368	496	453	475	394	-	4,955	18.1%	▲	4,955

		Jan	Feb	Mar	Apr	May	Jun	Jul	Aug	Sep	Oct	Nov	Dec	Thru Nov	% Change	Trending	Total
Administrative Law	2015	1	-	-	-	-	-	3	1	-	-	-	-	5			5
	2016	1	1	-	-	-	1	-	-	1	1	-	-	5	0.0%	↔	5
Contested Divorce	2015	10	11	12	12	7	8	9	9	9	8	9	7	104			111
	2016	5	9	8	7	10	3	5	6	16	5	3	-	77	-26.0%	▼	77
Domestic and Family - Level 1	2015	-	3	9	5	7	7	7	6	3	-	5	4	52			56
	2016	4	11	5	2	12	9	7	3	9	8	6	-	76	46.2%	▲	76
Domestic and Family - Level 2	2015	2	1	4	3	-	3	3	3	2	3	1	2	25			27
	2016	1	4	3	2	2	7	1	-	8	4	5	-	37	48.0%	▲	37
General Civil - Level 1	2015	-	4	-	1	-	1	1	1	-	1	-	-	9			9
	2016	-	1	2	1	1	-	1	-	-	1	1	-	8	-11.1%	▼	8
General Civil - Level 2	2015	5	5	18	14	10	16	8	13	17	10	6	8	122			130
	2016	5	16	8	10	12	12	7	18	7	11	4	-	110	-9.8%	▼	110
General Civil - Level 3	2015	4	5	5	5	-	6	6	7	1	1	5	2	45			47
	2016	2	3	4	2	5	5	4	2	3	4	4	-	38	-15.6%	▼	38
Miscellaneous	2015	152	134	144	158	98	134	139	122	169	140	154	308	1,544			1,852
	2016	196	166	180	160	130	141	148	132	139	172	131	-	1,695	9.8%	▲	1,695
Misdemeanor	2015	25	28	31	39	18	46	31	43	35	36	24	29	356			385
	2016	28	58	45	37	52	25	18	59	27	37	31	-	417	17.1%	▲	417
Non-Capital Felonies and Related Matters	2015	110	43	97	122	57	75	113	163	106	114	82	133	1,082			1,215
	2016	89	175	112	125	187	99	97	200	172	173	144	-	1,573	45.4%	▲	1,573
Other	2015	24	67	93	95	44	50	41	37	37	56	22	165	566			731
	2016	59	83	68	55	42	80	55	53	51	34	43	-	623	10.1%	▲	623
Other Criminally Related Matters	2015	3	3	4	6	4	7	4	3	8	7	6	7	55			62
	2016	3	11	14	9	6	17	11	7	2	7	5	-	92	67.3%	▲	92
Probates/Wills and Trusts - Level 1	2015	-	-	-	-	-	-	1	-	-	-	-	1	1			2
	2016	3	-	-	-	-	-	1	-	-	-	-	-	4	300.0%	▲	4
Probates/Wills and Trusts - Level 2	2015	4	3	4	3	1	3	-	2	1	4	1	2	26			28
	2016	4	5	4	3	5	4	4	4	1	4	1	-	39	50.0%	▲	39
Uncontested Divorce	2015	15	18	18	30	21	19	17	19	7	22	17	19	203			222
	2016	15	16	15	14	20	13	9	12	17	14	16	-	161	-20.7%	▼	161

Court: Pulaski Circuit

Start/End Date: Jan-15 / Nov-16

2015 Average Month: 238

Jan-Nov 2015: 2,514

Filings Trending: ▲

Circuit/Court ID: 27

227155

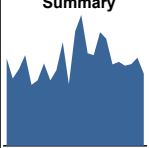
Type of Case: Filings

2016 Average Month:279

Jan-Nov 2016 : 3,070

Overall AVG. Month: 258

Monthly Summary



Jan 15-Nov 16

Totals

	2015	2016
Civil	498	419
Criminal	1,211	1,559
Other	1,149	1,092
Total	2,858	3,070

Jan --- Nov Filings

2,514

2015

3,070

2016

Jan --- Nov Filings

	2015	2016	% Change	Trending
Civil	469	419	-10.7%	▼
Criminal	1,105	1,559	41.1%	▲
Other	940	1,092	16.2%	▲
Total	2,514	3,070	22.1%	▲

	Jan	Feb	Mar	Apr	May	Jun	Jul	Aug	Sep	Oct	Nov	Dec	Thru Nov	% Change	Trending	Total
2015	263	202	231	272	183	196	247	196	227	312	185	344	2,514			2,858
2016	393	278	272	341	322	244	252	241	245	265	217	-	3,070	22.1%	▲	3,070

		Jan	Feb	Mar	Apr	May	Jun	Jul	Aug	Sep	Oct	Nov	Dec	Thru Nov	% Change	Trending	Total
Contested Divorce	2015	5	6	12	5	6	3	8	3	2	1	4	2	55			57
	2016	-	9	7	1	2	7	3	2	1	4	1	-	37	-32.7%	▼	37
Domestic and Family - Level 1	2015	4	-	15	10	6	4	6	10	2	9	1	10	67			77
	2016	3	5	9	5	4	9	4	8	7	6	1	-	61	-9.0%	▼	61
Domestic and Family - Level 2	2015	-	2	4	2	4	1	1	3	-	2	-	1	19			20
	2016	-	2	3	-	-	-	-	1	3	2	1	-	12	-36.8%	▼	12
General Civil - Level 1	2015	1	-	1	-	-	1	1	-	-	-	-	-	4			4
	2016	1	-	-	-	1	-	-	-	1	2	-	-	5	25.0%	▲	5
General Civil - Level 2	2015	6	5	5	3	6	9	4	6	1	3	5	5	53			58
	2016	3	5	5	8	1	5	2	6	5	5	2	-	47	-11.3%	▼	47
General Civil - Level 3	2015	2	-	2	4	2	5	5	2	2	1	-	-	25			25
	2016	3	5	3	2	3	3	3	2	1	1	1	-	27	8.0%	▲	27
Miscellaneous	2015	58	73	81	96	57	56	77	71	93	109	75	117	846			963
	2016	92	134	122	65	55	90	82	100	80	95	83	-	998	18.0%	▲	998
Misdemeanor	2015	22	28	11	18	10	8	13	20	11	29	19	26	189			215
	2016	27	16	28	44	38	14	15	26	17	19	14	-	258	36.5%	▲	258
Non-Capital Felonies and Related Matters	2015	132	47	53	86	63	63	95	52	75	114	50	71	830			901
	2016	229	67	61	184	169	72	110	54	84	98	87	-	1,215	46.4%	▲	1,215
Other	2015	23	24	20	17	13	27	12	15	19	29	12	99	211			310
	2016	21	18	16	19	28	21	19	22	27	8	16	-	215	1.9%	▲	215
Other Criminally Related Matters	2015	7	5	9	18	4	4	9	10	10	1	10	9	87			96
	2016	5	7	7	7	9	13	6	9	3	15	5	-	86	-1.1%	▼	86
Probates/Wills and Trusts - Lev	2015	-	-	-	-	-	-	-	1	-	-	-	-	1			1
Probates/Wills and Trusts - Level 2	2015	-	1	3	1	-	2	-	-	-	3	-	-	10			10
	2016	-	-	-	3	1	-	-	3	-	1	2	-	10	0.0%	↔	10
Protective Orders	2015	-	-	-	1	1	-	-	-	-	-	1	1	3			4
	2016	-	-	1	-	-	3	3	2	2	2	-	-	13	333.3%	▲	13
Uncontested Divorce	2015	3	11	15	11	11	13	16	3	12	11	8	3	114			117
	2016	9	10	10	3	11	7	5	6	14	7	4	-	86	-24.6%	▼	86

Court: Wythe Circuit

Start/End Date: Jan-15 / Nov-16

2015 Average Month: 222

Jan-Nov 2015: 2,381

Filings Trending: ▲

Circuit/Court ID: 27

227197


Type of Case: Filings

2016 Average Month:236

Jan-Nov 2016 : 2,592

Overall AVG. Month: 228

Monthly Summary



Jan 15-Nov 16

Totals

	2015	2016
Civil	467	383
Criminal	1,313	1,300
Other	879	909
Total	2,659	2,592

Jan --- Nov Filings

2,381

2015

2,592

2016

Jan --- Nov Filings

	2015	2016	% Change	Trending
Civil	441	383	-13.2%	▼
Criminal	1,205	1,300	7.9%	▲
Other	735	909	23.7%	▲
Total	2,381	2,592	8.9%	▲

	Jan	Feb	Mar	Apr	May	Jun	Jul	Aug	Sep	Oct	Nov	Dec	Thru Nov	% Change	Trending	Total
2015	222	165	191	250	140	209	210	164	406	233	191	278	2,381			2,659
2016	270	203	241	341	191	249	265	260	143	219	210	-	2,592	8.9%	▲	2,592

		Jan	Feb	Mar	Apr	May	Jun	Jul	Aug	Sep	Oct	Nov	Dec	Thru Nov	% Change	Trending	Total
Administrative Law	2015	-	-	-	-	-	1	1	-	-	-	-	-	2			2
	2016	-	-	-	-	-	-	-	1	-	1	-	-	2	0.0%	↔	2
Contested Divorce	2015	2	4	6	3	5	3	2	1	2	5	2	1	35			36
	2016	2	8	8	3	2	4	1	3	1	4	4	-	40	14.3%	▲	40
Domestic and Family - Level 1	2015	6	4	2	4	4	12	6	14	11	4	4	6	71			77
	2016	2	1	5	7	4	12	1	4	6	-	10	-	52	-26.8%	▼	52
Domestic and Family - Level 2	2015	5	3	1	1	2	2	2	2	2	2	2	3	24			27
	2016	1	-	1	3	1	-	1	3	-	-	2	-	12	-50.0%	▼	12
General Civil - Level 1	2015	-	-	-	1	1	-	-	-	-	-	-	1	2			3
	2016	-	-	-	-	-	-	-	-	-	1	-	-	1	-50.0%	▼	1
General Civil - Level 2	2015	4	-	8	9	5	4	4	3	4	4	6	2	51			53
	2016	4	4	4	-	3	4	3	4	3	3	2	-	34	-33.3%	▼	34
General Civil - Level 3	2015	9	10	8	-	6	3	6	3	1	3	7	3	56			59
	2016	4	2	3	1	5	3	3	8	1	1	4	-	35	-37.5%	▼	35
Miscellaneous	2015	71	78	96	58	56	57	70	59	94	95	71	148	805			953
	2016	127	123	115	70	63	110	84	78	69	61	88	-	988	22.7%	▲	988
Misdemeanor	2015	9	7	7	26	9	13	9	12	10	10	8	17	120			137
	2016	9	12	12	16	14	11	22	17	8	25	26	-	172	43.3%	▲	172
Non-Capital Felonies and Related Matters	2015	102	42	39	128	37	94	88	51	252	101	72	77	1,006			1,083
	2016	104	40	68	224	79	89	135	118	37	105	63	-	1,062	5.6%	▲	1,062
Other	2015	1	1	3	-	-	8	1	4	8	-	4	1	30			31
	2016	5	-	8	-	2	2	-	1	1	-	-	-	19	-36.7%	▼	19
Other Criminally Related Matters	2015	5	8	11	12	4	8	9	5	9	5	7	14	83			97
	2016	3	4	6	6	10	6	6	14	4	3	4	-	66	-20.5%	▼	66
Probates/Wills and Trusts - Lev	2015	-	-	-	-	-	-	-	-	-	1	-	-	1			1
Probates/Wills and Trusts - Level 2	2015	1	1	1	1	-	-	3	-	-	-	3	-	10			10
	2016	2	1	-	1	-	-	3	2	-	1	-	-	10	0.0%	↔	10
Uncontested Divorce	2015	7	7	9	7	11	4	9	10	13	3	5	5	85			90
	2016	7	8	11	10	8	8	6	7	13	14	7	-	99	16.5%	▲	99

Court: Radford Circuit

Start/End Date: Jan-15 / Nov-16

2015 Average Month: 89

Jan-Nov 2015: 883

Filings Trending: ▲

Circuit/Court ID: 27

227750

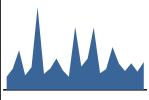
Type of Case: Filings

2016 Average Month:86

Jan-Nov 2016 : 941

Overall AVG. Month: 88

Monthly Summary



Jan 15-Nov 16

Totals

	2015	2016
Civil	156	193
Criminal	727	554
Other	189	194
Total	1,072	941

Jan --- Nov Filings

883

2015

941

2016

Jan --- Nov Filings

	2015	2016	% Change	Trending
Civil	144	193	34.0%	▲
Criminal	582	554	-4.8%	▼
Other	157	194	23.6%	▲
Total	883	941	6.6%	▲

	Jan	Feb	Mar	Apr	May	Jun	Jul	Aug	Sep	Oct	Nov	Dec	Thru Nov	% Change	Trending	Total
2015	39	63	119	43	68	248	48	64	94	58	39	189	883			1,072
2016	70	94	187	50	62	128	78	56	79	54	83	-	941	6.6%	▲	941

		Jan	Feb	Mar	Apr	May	Jun	Jul	Aug	Sep	Oct	Nov	Dec	Thru Nov	% Change	Trending	Total
Administrative Law	2015	-	-	-	-	-	-	1	-	-	-	-	-	1			1
	2016	-	-	-	-	-	-	1	-	-	-	-	-	1	0.0%	↔	1
Contested Divorce	2015	-	-	1	-	-	-	-	-	1	-	1	1	3			4
	2016	2	1	-	-	-	-	-	1	1	2	-	-	7	133.3%	▲	7
Domestic and Family - Level 1	2015	5	-	6	4	-	2	3	-	-	-	-	4	20			24
	2016	-	2	-	2	4	-	2	-	4	-	1	-	15	-25.0%	▼	15
Domestic and Family - Level 2	2015	-	2	-	-	-	-	-	-	-	1	-	1	3			4
	2016	-	1	-	-	-	2	-	1	1	1	-	-	6	100.0%	▲	6
General Civil - Level 1	2015	-	-	-	1	-	-	-	-	-	-	-	-	1			1
	2016	-	-	-	-	-	-	-	-	-	1	-	-	1	0.0%	↔	1
General Civil - Level 2	2015	-	4	1	-	1	-	-	2	-	-	1	-	9			9
	2016	2	1	2	-	2	-	1	1	-	1	1	-	11	22.2%	▲	11
General Civil - Level 3	2015	-	-	-	1	-	1	-	-	3	1	2	2	8			10
	2016	20	10	3	-	3	-	2	1	-	-	1	-	40	400.0%	▲	40
Miscellaneous	2015	17	20	24	21	14	19	32	31	18	16	22	35	234			269
	2016	25	34	35	25	23	18	24	27	32	14	27	-	284	21.4%	▲	284
Misdemeanor	2015	2	6	11	6	6	8	4	9	18	14	3	19	87			106
	2016	9	4	9	8	12	29	4	5	3	9	14	-	106	21.8%	▲	106
Non-Capital Felonies and Related Matters	2015	8	25	69	5	46	212	4	18	47	19	4	120	457			577
	2016	11	39	131	13	10	73	40	15	35	17	31	-	415	-9.2%	▼	415
Other	2015	-	-	-	1	-	-	-	-	2	-	-	-	3			3
	2016	-	-	-	-	1	1	-	1	-	-	-	-	3	0.0%	↔	3
Other Criminally Related Matters	2015	6	3	5	2	-	3	3	4	3	6	5	6	40			46
	2016	1	2	5	-	5	4	2	1	2	6	5	-	33	-17.5%	▼	33
Probates/Wills and Trusts - Level 2	2015	-	-	1	-	-	1	-	-	-	-	-	-	2			2
	2016	-	-	1	-	-	-	-	-	-	-	-	-	1	-50.0%	▼	1
Uncontested Divorce	2015	1	3	1	2	1	2	1	-	2	1	1	1	15			16
	2016	-	-	1	2	2	1	2	3	1	3	3	-	18	20.0%	▲	18

Court: Smyth Circuit

Start/End Date: Jan-15 / Nov-16

2015 Average Month: 217

Jan-Nov 2015: 2,252

Filings Trending: ▲

Circuit/Court ID: 28

228173


Type of Case: Filings

2016 Average Month:370

Jan-Nov 2016 : 4,066

Overall AVG. Month: 290

Monthly Summary

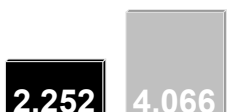


Jan 15-Nov 16

Totals

	2015	2016
Civil	416	520
Criminal	1,085	1,138
Other	1,104	2,408
Total	2,605	4,066

Jan --- Nov Filings



2,252 2015 4,066 2016

Jan --- Nov Filings

	2015	2016	% Change	Trending
Civil	381	520	36.5%	▲
Criminal	1,012	1,138	12.5%	▲
Other	859	2,408	180.3%	▲
Total	2,252	4,066	80.6%	▲

	Jan	Feb	Mar	Apr	May	Jun	Jul	Aug	Sep	Oct	Nov	Dec	Thru Nov	% Change	Trending	Total
2015	176	191	273	168	195	215	167	217	295	185	170	353	2,252			2,605
2016	602	428	507	391	229	400	256	503	229	247	274	-	4,066	80.6%	▲	4,066

		Jan	Feb	Mar	Apr	May	Jun	Jul	Aug	Sep	Oct	Nov	Dec	Thru Nov	% Change	Trending	Total
Administrative Law	2015	-	-	-	-	1	-	2	-	-	-	-	2	3			5
	2016	-	-	-	-	-	-	1	1	-	-	-	-	2	-33.3%	▼	2
Contested Divorce	2015	6	4	3	3	7	2	4	3	3	-	2	9	37			46
	2016	4	1	6	2	-	5	7	6	6	7	7	-	51	37.8%	▲	51
Domestic and Family - Level 1	2015	1	-	3	4	3	5	-	1	-	4	1	1	22			23
	2016	-	-	9	-	4	5	7	1	2	5	-	-	33	50.0%	▲	33
Domestic and Family - Level 2	2015	-	5	2	3	2	1	3	3	6	-	5	2	30			32
	2016	-	5	5	6	8	5	2	10	4	4	4	-	53	76.7%	▲	53
General Civil - Level 1	2015	1	-	-	-	1	-	1	-	1	-	-	3	4			7
	2016	1	1	1	-	1	-	1	1	-	-	-	-	6	50.0%	▲	6
General Civil - Level 2	2015	1	1	4	1	3	5	3	2	2	2	2	3	26			29
	2016	3	3	2	2	-	1	1	1	1	7	3	-	24	-7.7%	▼	24
General Civil - Level 3	2015	2	5	2	3	4	2	3	1	5	3	5	4	35			39
	2016	2	6	8	-	2	2	3	4	4	3	2	-	36	2.9%	▲	36
Miscellaneous	2015	54	64	60	64	34	65	50	42	61	86	61	91	641			732
	2016	118	109	80	72	49	63	88	68	74	65	62	-	848	32.3%	▲	848
Misdemeanor	2015	12	14	17	20	19	7	7	47	29	8	14	11	194			205
	2016	7	20	16	6	17	25	39	32	18	18	10	-	208	7.2%	▲	208
Non-Capital Felonies and Related Matters	2015	64	59	107	34	83	75	46	85	141	54	45	60	793			853
	2016	39	98	168	48	53	206	31	100	43	57	72	-	915	15.4%	▲	915
Other	2015	22	29	61	21	25	45	38	18	36	22	28	159	345			504
	2016	419	165	200	246	82	80	65	268	63	66	100	-	1,754	408.4%	▲	1,754
Other Criminally Related Matters	2015	3	2	3	3	6	1	2	4	-	-	2	2	26			28
	2016	2	1	2	3	2	-	1	-	2	1	3	-	17	-34.6%	▼	17
Probates/Wills and Trusts - Lev	2015	-	-	-	-	-	-	-	-	1	-	-	-	1			1
Probates/Wills and Trusts - Level 2	2015	-	-	3	-	-	1	2	2	1	2	-	-	11			11
	2016	1	2	-	-	3	2	1	2	1	-	2	-	14	27.3%	▲	14
Protective Orders	2015	-	-	-	-	-	-	1	-	-	-	-	-	1			1
Uncontested Divorce	2015	10	8	8	12	7	6	5	9	9	4	5	6	83			89
	2016	6	17	10	6	8	6	9	9	11	14	9	-	105	26.5%	▲	105

Court: Washington Circuit

Start/End Date: Jan-15 / Nov-16

2015 Average Month: 288

Jan-Nov 2015: 3,024

Filings Trending: ▲

Circuit/Court ID: 28

228191


Type of Case: Filings

2016 Average Month:356

Jan-Nov 2016 : 3,921

Overall AVG. Month: 321

Monthly Summary



Jan 15-Nov 16

Totals

	2015	2016
Civil	609	605
Criminal	1,475	1,863
Other	1,369	1,453
Total	3,453	3,921

Jan --- Nov Filings

3,024

3,921

2015

2016

Jan --- Nov Filings

	2015	2016	% Change	Trending
Civil	573	605	5.6%	▲
Criminal	1,373	1,863	35.7%	▲
Other	1,078	1,453	34.8%	▲
Total	3,024	3,921	29.7%	▲

	Jan	Feb	Mar	Apr	May	Jun	Jul	Aug	Sep	Oct	Nov	Dec	Thru Nov	% Change	Trending	Total
2015	384	188	291	358	193	223	369	194	266	331	227	429	3,024			3,453
2016	409	384	339	442	268	243	416	359	365	380	316	-	3,921	29.7%	▲	3,921

		Jan	Feb	Mar	Apr	May	Jun	Jul	Aug	Sep	Oct	Nov	Dec	Thru Nov	% Change	Trending	Total
Administrative Law	2015	-	-	-	-	-	1	-	3	-	-	-	-	4			4
	2016	-	-	4	-	-	-	-	-	2	2	-	-	8	100.0%	▲	8
Contested Divorce	2015	6	3	4	2	4	5	6	2	9	3	4	1	48			49
	2016	3	9	7	9	5	6	4	11	4	11	3	-	72	50.0%	▲	72
Domestic and Family - Level 1	2015	-	3	9	5	3	2	3	2	-	7	1	-	35			35
	2016	2	-	3	2	1	1	3	1	3	1	11	-	28	-20.0%	▼	28
Domestic and Family - Level 2	2015	3	2	1	5	4	4	4	2	-	2	4	1	31			32
	2016	-	3	6	4	2	1	3	1	3	5	5	-	33	6.5%	▲	33
General Civil - Level 1	2015	2	-	1	-	1	1	-	-	1	2	1	-	9			9
	2016	-	1	-	1	-	1	-	1	2	-	1	-	7	-22.2%	▼	7
General Civil - Level 2	2015	9	4	4	6	6	6	10	4	7	7	3	5	66			71
	2016	3	1	6	3	4	9	7	8	15	2	4	-	62	-6.1%	▼	62
General Civil - Level 3	2015	6	9	6	6	5	6	4	6	4	5	4	5	61			66
	2016	3	3	5	3	5	6	1	4	2	1	2	-	35	-42.6%	▼	35
Miscellaneous	2015	103	85	133	102	88	92	133	113	132	132	123	306	1,236			1,542
	2016	185	201	163	149	92	93	138	158	139	139	127	-	1,584	28.2%	▲	1,584
Misdemeanor	2015	22	5	11	32	9	11	20	20	13	22	9	17	174			191
	2016	36	26	19	20	26	26	14	13	22	10	26	-	238	36.8%	▲	238
Non-Capital Felonies and Related Matters	2015	203	47	92	170	56	68	171	28	77	132	69	82	1,113			1,195
	2016	124	115	94	229	117	82	211	78	137	183	103	-	1,473	32.3%	▲	1,473
Other	2015	2	1	5	-	2	1	-	-	-	-	-	-	11			11
	2016	1	1	1	-	-	-	-	-	2	-	2	-	7	-36.4%	▼	7
Other Criminally Related Matters	2015	15	12	3	15	-	11	5	1	8	14	3	3	87			90
	2016	34	8	6	3	1	-	11	58	10	8	14	-	153	75.9%	▲	153
Probates/Wills and Trusts - Level 1	2015	-	-	-	-	-	-	1	1	-	-	-	-	2			2
	2016	-	-	1	-	-	2	4	-	1	3	3	-	14	600.0%	▲	14
Probates/Wills and Trusts - Level 2	2015	1	1	1	-	3	-	-	1	2	-	-	1	9			10
	2016	1	3	3	3	3	2	4	5	5	3	-	-	32	255.6%	▲	32
Protective Orders	2015	-	1	-	1	-	-	1	-	-	-	-	-	3			3
	2016	1	-	-	1	-	-	1	-	-	1	1	-	5	66.7%	▲	5
Uncontested Divorce	2015	12	15	21	14	12	15	11	11	13	5	6	8	135			143
	2016	16	13	21	15	12	14	15	21	18	11	14	-	170	25.9%	▲	170



Court: Bristol Circuit

Start/End Date: Jan-15 / Nov-16

2015 Average Month: 174

Jan-Nov 2015: 1,932

Filings Trending: ▲

Circuit/Court ID: 28

228520


Type of Case: Filings

2016 Average Month:191

Jan-Nov 2016 : 2,097

Overall AVG. Month: 182

Monthly Summary



Jan 15-Nov 16

Totals

	2015	2016
Civil	349	332
Criminal	1,190	1,234
Other	550	531
Total	2,089	2,097

Jan --- Nov Filings

1,932

2015

2,097

2016

Jan --- Nov Filings

	2015	2016	% Change	Trending
Civil	333	332	-	↔
Criminal	1,105	1,234	11.7%	▲
Other	494	531	7.5%	▲
Total	1,932	2,097	8.5%	▲

	Jan	Feb	Mar	Apr	May	Jun	Jul	Aug	Sep	Oct	Nov	Dec	Thru Nov	% Change	Trending	Total
2015	124	224	163	161	285	168	129	159	179	179	161	157	1,932			2,089
2016	220	292	178	184	163	156	196	152	134	188	234	-	2,097	8.5%	▲	2,097

		Jan	Feb	Mar	Apr	May	Jun	Jul	Aug	Sep	Oct	Nov	Dec	Thru Nov	% Change	Trending	Total
Administrative Law	2015	-	-	1	2	-	-	-	-	-	-	-	-	3			3
	2016	-	1	-	-	-	-	-	-	-	-	-	-	1	-66.7%	▼	1
Contested Divorce	2015	5	1	6	1	2	2	3	2	2	3	5	2	32			34
	2016	-	3	7	3	2	1	1	1	2	1	1	-	22	-31.3%	▼	22
Domestic and Family - Level 1	2015	1	2	-	-	1	5	1	7	-	-	4	-	21			21
	2016	8	1	1	2	-	1	2	1	1	6	-	-	23	9.5%	▲	23
Domestic and Family - Level 2	2015	1	-	-	3	1	1	-	1	-	-	1	1	8			9
	2016	-	2	1	1	-	-	1	-	1	2	-	-	8	0.0%	↔	8
General Civil - Level 1	2015	-	-	-	1	-	1	-	1	-	-	-	-	3			3
	2016	1	-	-	-	1	-	-	-	-	-	-	-	2	-33.3%	▼	2
General Civil - Level 2	2015	1	5	4	5	4	-	4	4	5	1	2	3	35			38
	2016	4	5	2	2	2	5	4	5	3	8	3	-	43	22.9%	▲	43
General Civil - Level 3	2015	1	1	2	4	1	1	1	-	2	2	2	-	17			17
	2016	1	1	3	3	1	5	-	1	1	2	1	-	19	11.8%	▲	19
Miscellaneous	2015	35	28	33	29	31	42	37	33	36	40	47	49	391			440
	2016	64	64	50	36	32	33	71	37	41	36	34	-	498	27.4%	▲	498
Misdemeanor	2015	7	8	25	5	15	6	12	6	23	17	13	7	137			144
	2016	34	28	14	16	30	10	12	11	7	19	21	-	202	47.4%	▲	202
Non-Capital Felonies and Related Matters	2015	51	114	62	85	194	79	51	76	95	91	53	78	951			1,029
	2016	72	162	75	87	83	71	82	66	52	96	145	-	991	4.2%	▲	991
Other	2015	17	60	18	14	25	25	13	26	12	15	26	14	251			265
	2016	28	19	15	27	9	21	17	19	12	9	10	-	186	-25.9%	▼	186
Other Criminally Related Matters	2015	3	1	1	3	3	1	2	1	-	3	1	1	19			20
	2016	2	-	3	3	-	4	-	3	8	1	17	-	41	115.8%	▲	41
Probates/Wills and Trusts - Level 2	2015	-	-	1	1	-	1	-	1	-	-	-	-	4			4
	2016	-	-	-	1	-	-	1	1	-	-	-	-	3	-25.0%	▼	3
Protective Orders	2016	1	-	-	-	-	1	-	1	-	-	-	-	3			3
Uncontested Divorce	2015	2	4	10	8	8	4	5	1	4	7	7	2	60			62
	2016	5	6	7	3	3	4	5	6	6	8	2	-	55	-8.3%	▼	55

Court: Buchanan Circuit

Start/End Date: Jan-15 / Nov-16

2015 Average Month: 213

Jan-Nov 2015: 2,388

Filings Trending: ▼

Circuit/Court ID: 29

229027

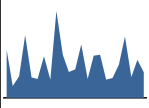
Type of Case: Filings

2016 Average Month:204

Jan-Nov 2016 : 2,243

Overall AVG. Month: 209

Monthly Summary



Jan 15-Nov 16

Totals

	2015	2016
Civil	360	374
Criminal	1,571	1,271
Other	628	598
Total	2,559	2,243

Jan --- Nov Filings

2,388

2015

2,243

2016

Jan --- Nov Filings

	2015	2016	% Change	Trending
Civil	337	374	11.0%	▲
Criminal	1,494	1,271	-14.9%	▼
Other	557	598	7.4%	▲
Total	2,388	2,243	-6.1%	▼

	Jan	Feb	Mar	Apr	May	Jun	Jul	Aug	Sep	Oct	Nov	Dec	Thru Nov	% Change	Trending	Total
2015	288	70	128	375	122	113	248	108	522	259	155	171	2,388			2,559
2016	319	113	253	259	108	119	199	368	124	228	153	-	2,243	-6.1%	▼	2,243

		Jan	Feb	Mar	Apr	May	Jun	Jul	Aug	Sep	Oct	Nov	Dec	Thru Nov	% Change	Trending	Total
Administrative Law	2016	-	-	-	-	-	-	-	-	-	1	-	-	1			1
Capital Murder	2015	-	-	-	1	-	-	-	-	-	-	-	-	1			1
Contested Divorce	2015	2	3	5	1	-	2	6	-	3	2	2	1	26			27
	2016	2	-	1	1	1	3	1	1	2	1	2	-	15	-42.3%	▼	15
Domestic and Family - Level 1	2015	1	-	3	-	4	2	2	12	1	9	7	8	41			49
	2016	10	6	3	1	6	15	2	2	18	11	14	-	88	114.6%	▲	88
Domestic and Family - Level 2	2015	1	-	-	3	1	3	5	1	2	-	1	1	17			18
	2016	1	1	2	3	2	3	2	1	3	2	2	-	22	29.4%	▲	22
General Civil - Level 1	2015	-	1	3	-	-	1	-	-	1	-	1	-	7			7
	2016	1	1	1	-	-	1	-	-	-	-	1	-	5	-28.6%	▼	5
General Civil - Level 2	2015	5	4	1	6	6	14	11	4	1	8	9	5	69			74
	2016	6	3	9	9	3	6	3	5	2	2	1	-	49	-29.0%	▼	49
General Civil - Level 3	2015	1	-	1	2	4	5	1	5	2	2	3	-	26			26
	2016	5	2	3	5	3	3	2	1	2	3	-	-	29	11.5%	▲	29
Miscellaneous	2015	46	40	84	70	48	52	60	40	59	83	59	73	641			714
	2016	73	65	66	73	37	46	67	66	50	84	70	-	697	8.7%	▲	697
Misdemeanor	2015	29	4	16	52	14	13	30	20	41	23	9	9	251			260
	2016	31	13	40	27	19	8	26	39	9	27	7	-	246	-2.0%	▼	246
Non-Capital Felonies and Related Matters	2015	192	13	8	218	39	13	127	20	401	113	56	65	1,200			1,265
	2016	163	13	116	134	34	26	94	249	27	86	43	-	985	-17.9%	▼	985
Other	2015	-	-	-	-	-	-	-	1	-	1	1	1	3			4
	2016	-	1	2	-	-	1	-	-	-	-	-	-	4	33.3%	▲	4
Other Criminally Related Matters	2015	8	-	1	13	-	3	-	1	4	11	3	3	44			47
	2016	20	2	1	2	2	-	-	-	4	5	5	-	41	-6.8%	▼	41
Probates/Wills and Trusts - Lev	2015	-	-	-	-	-	-	-	-	1	-	-	-	1			1
Probates/Wills and Trusts - Level 2	2015	1	-	1	1	1	-	1	-	1	1	-	1	7			8
	2016	-	-	-	-	-	-	1	-	2	2	2	-	7	0.0%	↔	7
Protective Orders	2015	-	-	-	-	-	-	-	-	1	1	-	-	2			2
	2016	-	-	-	1	1	-	-	1	3	-	-	-	6	200.0%	▲	6
Uncontested Divorce	2015	2	5	5	8	5	5	5	4	4	5	4	4	52			56
	2016	7	6	9	3	-	7	1	3	2	4	6	-	48	-7.7%	▼	48

Court: Dickenson Circuit

Start/End Date: Jan-15 / Nov-16

2015 Average Month: 113

Jan-Nov 2015: 1,216

Filings Trending: ↔

Circuit/Court ID: 29

229051


Type of Case: Filings

2016 Average Month:110

Jan-Nov 2016 : 1,207

Overall AVG. Month: 111

Monthly Summary



Jan 15-Nov 16

Totals

	2015	2016
Civil	223	234
Criminal	658	554
Other	472	419
Total	1,353	1,207

Jan --- Nov Filings

1,216

2015

1,207

2016

Jan --- Nov Filings

	2015	2016	% Change	Trending
Civil	205	234	14.1%	▲
Criminal	592	554	-6.4%	▼
Other	419	419	-	↔
Total	1,216	1,207	-0.7%	▼

	Jan	Feb	Mar	Apr	May	Jun	Jul	Aug	Sep	Oct	Nov	Dec	Thru Nov	% Change	Trending	Total
2015	87	172	139	111	86	125	80	45	209	90	72	137	1,216			1,353
2016	64	83	216	104	51	156	71	105	206	62	89	-	1,207	-0.7%	▼	1,207

		Jan	Feb	Mar	Apr	May	Jun	Jul	Aug	Sep	Oct	Nov	Dec	Thru Nov	% Change	Trending	Total
Administrative Law	2015	-	-	-	-	-	-	-	-	-	-	-	1	0			1
Capital Murder	2016	-	-	11	-	-	-	-	-	-	-	-	-	11	0.0%	↔	11
Contested Divorce	2015	-	1	2	2	2	1	2	2	3	3	1	2	19			21
	2016	1	1	1	2	-	3	2	5	2	1	1	-	19	0.0%	↔	19
Domestic and Family - Level 1	2015	1	-	2	3	-	1	11	1	-	-	-	3	19			22
	2016	-	2	3	3	2	8	1	4	4	1	3	-	31	63.2%	▲	31
Domestic and Family - Level 2	2015	3	2	5	1	3	3	1	1	1	4	4	3	28			31
	2016	-	3	1	3	4	2	1	-	-	-	4	-	18	-35.7%	▼	18
General Civil - Level 1	2016	-	-	-	-	-	-	5	-	2	-	-	-	7			7
General Civil - Level 2	2015	-	-	4	2	2	2	3	2	3	2	1	4	21			25
	2016	1	2	4	3	1	5	2	4	3	4	3	-	32	52.4%	▲	32
General Civil - Level 3	2015	-	1	3	-	-	-	2	-	2	1	1	-	10			10
	2016	1	3	3	1	-	5	2	5	2	1	1	-	24	140.0%	▲	24
Miscellaneous	2015	30	25	38	50	27	41	33	19	24	36	34	46	357			403
	2016	38	47	41	26	25	29	43	45	35	32	31	-	392	9.8%	▲	392
Misdemeanor	2015	8	1	12	14	1	23	2	2	6	4	6	5	79			84
	2016	-	5	5	7	3	9	1	2	6	1	4	-	43	-45.6%	▼	43
Non-Capital Felonies and Related Matters	2015	34	122	55	30	34	36	13	2	150	22	15	61	513			574
	2016	11	5	126	48	6	82	8	27	140	14	30	-	497	-3.1%	▼	497
Other	2015	3	16	12	4	11	13	8	10	13	10	6	10	106			116
	2016	9	10	14	3	2	9	-	9	8	2	6	-	72	-32.1%	▼	72
Other Criminally Related Matter	2016	-	1	1	-	-	-	1	-	1	-	-	-	4			4
Probates/Wills and Trusts - Level 1	2015	-	-	-	-	-	-	1	-	-	-	-	-	1			1
	2016	-	-	-	1	-	-	-	-	-	-	-	-	1	0.0%	↔	1
Probates/Wills and Trusts - Level 2	2015	1	-	2	-	-	-	2	2	-	-	-	2	7			9
	2016	-	-	1	-	-	-	-	-	-	2	2	-	5	-28.6%	▼	5
Protective Orders	2015	1	-	-	-	-	-	-	-	-	-	-	-	1			1
	2016	-	-	-	-	1	-	-	-	-	-	-	-	1	0.0%	↔	1
Uncontested Divorce	2015	6	4	4	5	6	5	2	4	7	8	4	-	55			55
	2016	3	4	5	7	7	4	5	4	3	4	4	-	50	-9.1%	▼	50

Court: Russell Circuit

Start/End Date: Jan-15 / Nov-16

2015 Average Month: 241

Jan-Nov 2015: 2,494

Filings Trending: ▲

Circuit/Court ID: 29

229167


Type of Case: Filings

2016 Average Month:332

Jan-Nov 2016 : 3,647

Overall AVG. Month: 284

Monthly Summary

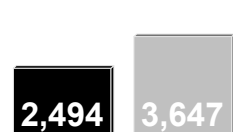


Jan 15-Nov 16

Totals

	2015	2016
Civil	455	432
Criminal	1,338	1,611
Other	1,100	1,604
Total	2,893	3,647

Jan --- Nov Filings



20152016

Jan --- Nov Filings

	2015	2016	% Change	Trending
Civil	422	432	2.4%	▲
Criminal	1,153	1,611	39.7%	▲
Other	919	1,604	74.5%	▲
Total	2,494	3,647	46.2%	▲

	Jan	Feb	Mar	Apr	May	Jun	Jul	Aug	Sep	Oct	Nov	Dec	Thru Nov	% Change	Trending	Total
2015	221	244	200	229	326	160	162	230	236	188	298	399	2,494			2,893
2016	271	584	456	340	356	180	187	505	179	166	423	-	3,647	46.2%	▲	3,647

		Jan	Feb	Mar	Apr	May	Jun	Jul	Aug	Sep	Oct	Nov	Dec	Thru Nov	% Change	Trending	Total
Administrative Law	2015	-	-	1	1	-	-	-	1	-	1	-	-	4			4
	2016	-	-	-	1	-	-	-	-	-	-	-	-	1	-75.0%	▼	1
Contested Divorce	2015	3	8	5	8	4	4	1	4	4	2	5	4	48			52
	2016	2	4	4	5	2	3	4	4	-	5	5	-	38	-20.8%	▼	38
Domestic and Family - Level 1	2015	10	7	-	6	-	-	10	3	-	3	1	3	40			43
	2016	-	13	9	18	4	5	-	11	17	6	1	-	84	110.0%	▲	84
Domestic and Family - Level 2	2015	1	1	3	5	2	6	2	1	5	3	-	1	29			30
	2016	1	-	4	3	5	1	2	3	5	1	-	-	25	-13.8%	▼	25
General Civil - Level 1	2015	-	-	-	1	2	3	-	-	-	-	1	-	7			7
	2016	1	-	1	-	-	1	-	-	1	-	1	-	5	-28.6%	▼	5
General Civil - Level 2	2015	7	3	3	4	9	2	2	7	6	9	4	5	56			61
	2016	9	3	4	6	1	8	5	7	2	4	4	-	53	-5.4%	▼	53
General Civil - Level 3	2015	4	1	-	3	3	2	4	1	10	5	8	8	41			49
	2016	4	3	1	6	4	6	8	4	7	1	4	-	48	17.1%	▲	48
Miscellaneous	2015	60	58	47	67	53	52	56	51	75	74	67	139	660			799
	2016	109	119	109	79	85	52	100	78	54	69	73	-	927	40.5%	▲	927
Misdemeanor	2015	20	20	20	9	43	3	11	19	11	8	20	58	184			242
	2016	7	12	14	15	26	12	4	54	18	17	79	-	258	40.2%	▲	258
Non-Capital Felonies and Related Matters	2015	80	121	65	79	157	43	45	115	64	47	122	127	938			1,065
	2016	80	297	132	89	99	34	22	292	48	28	213	-	1,334	42.2%	▲	1,334
Other	2015	17	12	40	36	44	32	18	16	46	23	49	45	333			378
	2016	48	112	167	98	122	51	36	44	19	22	33	-	752	125.8%	▲	752
Other Criminally Related Matters	2015	2	3	7	1	-	2	3	1	6	4	3	-	32			32
	2016	3	4	2	5	1	2	1	-	3	1	-	-	22	-31.3%	▼	22
Probates/Wills and Trusts - Level 1	2015	-	-	-	-	1	-	-	-	-	-	-	-	1			1
	2016	-	1	-	-	1	-	1	-	-	-	-	-	3	200.0%	▲	3
Probates/Wills and Trusts - Level 2	2015	2	1	1	3	3	-	1	2	-	-	2	-	15			15
	2016	1	4	-	1	1	1	-	1	-	-	-	-	9	-40.0%	▼	9
Protective Orders	2015	-	-	-	-	-	-	-	-	-	-	3	1	3			4
	2016	-	-	1	-	-	-	-	-	-	-	-	-	1	-66.7%	▼	1
Uncontested Divorce	2015	15	9	8	6	5	11	9	9	9	9	13	8	103			111
	2016	6	12	8	14	5	4	4	7	5	12	10	-	87	-15.5%	▼	87

Court: Tazewell Circuit

Start/End Date: Jan-15 / Nov-16

2015 Average Month: 484

Jan-Nov 2015: 5,499

Filings Trending: ▲

Circuit/Court ID: 29

229185

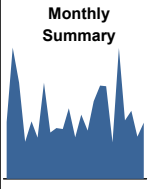
Type of Case: Filings

2016 Average Month:524

Jan-Nov 2016 : 5,766

Overall AVG. Month: 503

Monthly Summary



Jan 15-Nov 16

Totals

	2015	2016
Civil	615	685
Criminal	3,962	3,788
Other	1,234	1,293
Total	5,811	5,766

Jan --- Nov Filings

5,499

2015

5,766

2016

Jan --- Nov Filings

	2015	2016	% Change	Trending
Civil	578	685	18.5%	▲
Criminal	3,844	3,788	-1.5%	▼
Other	1,077	1,293	20.1%	▲
Total	5,499	5,766	4.9%	▲

	Jan	Feb	Mar	Apr	May	Jun	Jul	Aug	Sep	Oct	Nov	Dec	Thru Nov	% Change	Trending	Total
2015	426	985	721	277	430	308	721	348	380	374	529	312	5,499			5,811
2016	482	362	583	700	696	272	984	438	511	317	421	-	5,766	4.9%	▲	5,766

		Jan	Feb	Mar	Apr	May	Jun	Jul	Aug	Sep	Oct	Nov	Dec	Thru Nov	% Change	Trending	Total
Administrative Law	2015	-	-	-	-	-	-	2	2	-	-	1	2	5			7
	2016	1	-	1	1	-	3	-	-	2	3	-	-	11	120.0%	▲	11
Capital Murder	2015	-	-	-	-	-	-	-	-	-	1	-	-	1			1
	2016	-	-	-	-	-	-	-	-	-	1	-	-	1	0.0%	↔	1
Contested Divorce	2015	5	8	5	10	1	4	4	9	7	12	4	5	69			74
	2016	6	5	6	6	9	4	7	7	5	9	5	-	69	0.0%	↔	69
Domestic and Family - Level 1	2015	1	6	24	4	1	2	2	1	7	13	3	2	64			66
	2016	2	10	2	6	1	5	10	6	1	6	5	-	54	-15.6%	▼	54
Domestic and Family - Level 2	2015	4	2	3	1	5	4	5	3	1	1	5	1	34			35
	2016	2	9	9	6	5	5	4	3	1	4	3	-	51	50.0%	▲	51
General Civil - Level 1	2015	-	1	1	1	1	-	-	1	1	-	1	-	7			7
	2016	-	-	-	-	1	-	1	1	1	-	2	-	6	-14.3%	▼	6
General Civil - Level 2	2015	10	3	6	13	5	5	7	5	2	6	6	4	68			72
	2016	4	5	7	11	10	8	4	6	6	14	8	-	83	22.1%	▲	83
General Civil - Level 3	2015	-	3	-	1	-	6	5	4	5	1	6	2	31			33
	2016	5	5	4	3	5	15	8	3	3	10	11	-	72	132.3%	▲	72
Miscellaneous	2015	124	111	155	98	74	84	76	100	97	124	99	148	1,142			1,290
	2016	163	181	151	123	91	112	91	151	115	109	89	-	1,376	20.5%	▲	1,376
Misdemeanor	2015	73	54	124	32	86	35	142	62	45	26	98	17	777			794
	2016	83	25	76	64	140	25	133	53	102	36	45	-	782	0.6%	▲	782
Non-Capital Felonies and Related Matters	2015	185	770	374	93	243	143	451	138	198	161	278	100	3,034			3,134
	2016	190	84	297	441	400	77	708	184	249	105	223	-	2,958	-2.5%	▼	2,958
Other	2015	3	10	7	5	3	11	6	11	5	4	8	15	73			88
	2016	6	11	7	5	7	8	5	8	6	8	8	-	79	8.2%	▲	79
Other Criminally Related Matters	2015	5	5	2	2	1	-	4	2	3	3	7	1	34			35
	2016	2	4	3	11	11	1	4	2	4	3	6	-	51	50.0%	▲	51
Probates/Wills and Trusts - Level 1	2015	-	-	-	-	-	1	1	-	-	-	1	1	3			4
	2016	-	-	-	1	-	-	-	-	-	-	-	-	1	-66.7%	▼	1
Probates/Wills and Trusts - Level 2	2015	4	3	5	6	1	1	3	1	-	6	1	-	31			31
	2016	4	-	3	3	2	1	-	3	7	2	2	-	27	-12.9%	▼	27
Uncontested Divorce	2015	12	9	15	11	9	12	13	9	9	16	11	14	126			140
	2016	14	23	17	19	14	8	9	11	9	7	14	-	145	15.1%	▲	145

Court: Lee Circuit

Start/End Date: Jan-15 / Nov-16

2015 Average Month: 195

Jan-Nov 2015: 2,077

Filings Trending: ↔

Circuit/Court ID: 30

230105


Type of Case: Filings

2016 Average Month:190

Jan-Nov 2016 : 2,091

Overall AVG. Month: 193

Monthly Summary



Jan 15-Nov 16

Totals

	2015	2016
Civil	345	330
Criminal	1,450	1,232
Other	545	529
Total	2,340	2,091

Jan --- Nov Filings

2,077

2015

2,091

2016

Jan --- Nov Filings

	2015	2016	% Change	Trending
Civil	311	330	6.1%	▲
Criminal	1,317	1,232	-6.5%	▼
Other	449	529	17.8%	▲
Total	2,077	2,091	0.7%	▲

	Jan	Feb	Mar	Apr	May	Jun	Jul	Aug	Sep	Oct	Nov	Dec	Thru Nov	% Change	Trending	Total
2015	148	220	161	176	234	226	160	231	197	230	94	263	2,077			2,340
2016	176	199	163	151	177	174	168	183	274	189	237	-	2,091	0.7%	▲	2,091

		Jan	Feb	Mar	Apr	May	Jun	Jul	Aug	Sep	Oct	Nov	Dec	Thru Nov	% Change	Trending	Total
Administrative Law	2016	1	-	-	-	-	-	-	-	-	-	-	-	1			1
Contested Divorce	2015	5	2	3	4	3	2	5	2	1	2	1	-	30			30
	2016	1	6	5	3	3	1	4	2	4	3	3	-	35	16.7%	▲	35
Domestic and Family - Level 1	2015	2	7	1	-	2	13	4	6	-	-	-	1	35			36
	2016	1	-	-	1	-	2	-	1	2	-	3	-	10	-71.4%	▼	10
Domestic and Family - Level 2	2015	-	3	2	4	2	2	2	2	4	4	-	1	25			26
	2016	2	4	5	2	7	4	2	8	2	-	5	-	41	64.0%	▲	41
General Civil - Level 1	2015	-	-	1	3	-	1	1	-	1	-	-	1	7			8
	2016	-	-	-	-	-	1	-	-	-	-	-	-	1	-85.7%	▼	1
General Civil - Level 2	2015	4	5	3	4	2	4	1	3	-	2	4	4	32			36
	2016	1	4	3	5	1	1	1	6	3	5	2	-	32	0.0%	↔	32
General Civil - Level 3	2015	8	1	1	1	-	-	1	5	-	7	1	4	25			29
	2016	2	5	2	-	3	6	5	10	2	3	1	-	39	56.0%	▲	39
Miscellaneous	2015	51	36	50	34	32	46	54	41	66	75	39	106	524			630
	2016	60	57	77	41	44	46	48	62	57	58	61	-	611	16.6%	▲	611
Misdemeanor	2015	15	19	23	39	39	42	18	40	37	35	16	37	323			360
	2016	17	16	14	17	24	27	19	22	48	25	31	-	260	-19.5%	▼	260
Non-Capital Felonies and Related Matters	2015	54	137	52	73	135	98	53	112	59	91	15	84	879			963
	2016	63	91	47	62	87	77	78	54	143	85	114	-	901	2.5%	▲	901
Other	2015	-	-	-	-	1	-	-	-	1	1	-	-	3			3
	2016	-	-	-	1	-	-	2	-	-	1	-	-	4	33.3%	▲	4
Other Criminally Related Matters	2015	3	7	13	7	14	11	13	7	20	9	11	12	115			127
	2016	21	5	5	10	1	4	1	12	2	1	9	-	71	-38.3%	▼	71
Probates/Wills and Trusts - Lev	2015	-	-	-	-	-	-	-	-	-	-	1	1	1			2
Probates/Wills and Trusts - Level 2	2015	-	-	2	1	2	1	2	8	1	1	2	6	20			26
	2016	2	4	-	4	1	1	-	1	2	1	1	-	17	-15.0%	▼	17
Protective Orders	2015	-	-	-	-	-	-	2	1	-	-	-	-	3			3
Uncontested Divorce	2015	6	3	10	6	2	6	4	4	7	3	4	6	55			61
	2016	5	7	5	5	6	4	8	5	9	7	7	-	68	23.6%	▲	68

Court: Scott Circuit

Start/End Date: Jan-15 / Nov-16

2015 Average Month: 224

Jan-Nov 2015: 2,505

Filings Trending: ▼

Circuit/Court ID: 30

230169

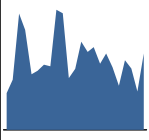
Type of Case: Filings

2016 Average Month:203

Jan-Nov 2016 : 2,231

Overall AVG. Month: 214

Monthly Summary



Jan 15-Nov 16

Totals

	2015	2016
Civil	342	318
Criminal	1,736	1,285
Other	610	628
Total	2,688	2,231

Jan --- Nov Filings

2,505

2015

2,231

2016

Jan --- Nov Filings

	2015	2016	% Change	Trending
Civil	319	318	-	↔
Criminal	1,690	1,285	-24.0%	▼
Other	496	628	26.6%	▲
Total	2,505	2,231	-10.9%	▼

	Jan	Feb	Mar	Apr	May	Jun	Jul	Aug	Sep	Oct	Nov	Dec	Thru Nov	% Change	Trending	Total
2015	110	150	349	300	167	177	195	191	361	350	155	183	2,505			2,688
2016	265	234	248	198	229	188	132	209	184	115	229	-	2,231	-10.9%	▼	2,231

		Jan	Feb	Mar	Apr	May	Jun	Jul	Aug	Sep	Oct	Nov	Dec	Thru Nov	% Change	Trending	Total
Administrative Law	2015	-	1	-	-	-	-	-	-	1	-	-	-	2			2
	2016	-	-	-	-	-	-	-	-	-	1	-	-	1	-50.0%	▼	1
Contested Divorce	2015	5	2	3	4	4	3	6	2	2	3	1	2	35			37
	2016	5	7	5	7	5	3	5	2	2	2	2	-	45	28.6%	▲	45
Domestic and Family - Level 1	2015	1	1	1	2	-	6	-	-	3	1	1	4	16			20
	2016	4	1	-	1	1	-	-	2	-	-	10	-	19	18.8%	▲	19
Domestic and Family - Level 2	2015	-	2	3	2	1	-	1	3	1	1	-	-	14			14
	2016	-	1	2	1	1	1	-	1	-	-	-	-	7	-50.0%	▼	7
General Civil - Level 1	2015	-	-	-	-	-	1	1	-	-	1	1	-	4			4
	2016	-	1	-	1	-	-	-	-	-	-	-	-	2	-50.0%	▼	2
General Civil - Level 2	2015	-	2	3	4	5	3	6	1	3	1	3	1	31			32
	2016	3	5	2	-	1	3	3	4	2	3	1	-	27	-12.9%	▼	27
General Civil - Level 3	2015	3	3	1	2	7	4	4	4	2	-	2	1	32			33
	2016	8	5	6	4	2	2	2	3	2	2	3	-	39	21.9%	▲	39
Miscellaneous	2015	50	38	87	50	41	43	49	64	41	73	54	119	590			709
	2016	93	79	82	51	54	54	67	58	53	57	57	-	705	19.5%	▲	705
Misdemeanor	2015	21	12	63	44	25	48	41	31	39	26	39	17	389			406
	2016	43	52	45	34	54	25	20	42	21	18	43	-	397	2.1%	▲	397
Non-Capital Felonies and Related Matters	2015	23	83	170	166	70	52	74	69	254	215	40	18	1,216			1,234
	2016	98	75	74	72	82	86	16	77	96	18	99	-	793	-34.8%	▼	793
Other	2015	-	-	-	1	-	-	-	-	-	1	-	-	2			2
Other Criminally Related Matters	2015	-	1	6	15	5	10	7	7	9	19	6	11	85			96
	2016	6	3	22	6	17	8	8	11	2	9	3	-	95	11.8%	▲	95
Probates/Wills and Trusts - Lev	2015	-	1	-	-	-	-	-	-	-	-	-	-	1			1
Probates/Wills and Trusts - Level 2	2015	1	-	2	1	1	-	1	4	-	2	2	1	14			15
	2016	1	1	4	2	2	-	3	4	-	-	1	-	18	28.6%	▲	18
Uncontested Divorce	2015	6	4	10	9	8	7	5	6	6	7	6	9	74			83
	2016	4	4	6	19	10	6	8	5	6	5	10	-	83	12.2%	▲	83



Court: Wise Circuit

Start/End Date: Jan-15 / Nov-16

2015 Average Month: 383

Jan-Nov 2015: 4,003

Filings Trending: ▼

Circuit/Court ID: 30

230195

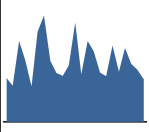
Type of Case: Filings

2016 Average Month:352

Jan-Nov 2016 : 3,877

Overall AVG. Month: 369

Monthly Summary



Jan 15-Nov 16

Totals

	2015	2016
Civil	795	728
Criminal	2,892	2,297
Other	913	852
Total	4,600	3,877

Jan --- Nov Filings

4,003

2015

3,877

2016

Jan --- Nov Filings

	2015	2016	% Change	Trending
Civil	734	728	-0.8%	▼
Criminal	2,479	2,297	-7.3%	▼
Other	790	852	7.8%	▲
Total	4,003	3,877	-3.1%	▼

	Jan	Feb	Mar	Apr	May	Jun	Jul	Aug	Sep	Oct	Nov	Dec	Thru Nov	% Change	Trending	Total
2015	262	217	485	372	213	540	638	366	294	276	340	597	4,003			4,600
2016	285	485	423	295	274	459	300	442	347	313	254	-	3,877	-3.1%	▼	3,877

		Jan	Feb	Mar	Apr	May	Jun	Jul	Aug	Sep	Oct	Nov	Dec	Thru Nov	% Change	Trending	Total
Administrative Law	2015	-	-	1	-	1	-	-	-	1	-	2	2	5			7
	2016	1	-	-	-	-	-	-	1	1	3	1	-	7	40.0%	▲	7
Capital Murder	2015	-	-	-	-	-	-	-	1	1	-	-	-	2			2
	2016	-	-	-	-	4	-	-	-	-	-	-	-	4	100.0%	▲	4
Contested Divorce	2015	7	4	9	12	8	5	5	9	7	4	6	6	76			82
	2016	2	10	7	4	5	9	7	4	10	5	3	-	66	-13.2%	▼	66
Domestic and Family - Level 1	2015	6	4	2	5	7	6	2	6	1	8	3	8	50			58
	2016	4	1	1	2	14	7	6	4	12	15	-	-	66	32.0%	▲	66
Domestic and Family - Level 2	2015	4	2	6	1	7	3	4	3	7	4	3	2	44			46
	2016	2	3	6	3	7	5	12	3	6	3	4	-	54	22.7%	▲	54
General Civil - Level 1	2015	4	-	-	-	2	1	1	-	1	1	1	1	11			12
	2016	-	1	1	2	1	4	-	-	2	-	1	-	12	9.1%	▲	12
General Civil - Level 2	2015	13	3	13	6	11	11	17	9	16	12	8	10	119			129
	2016	6	11	11	8	10	8	7	10	12	12	2	-	97	-18.5%	▼	97
General Civil - Level 3	2015	2	5	4	1	3	4	6	4	5	3	6	8	43			51
	2016	2	1	5	6	4	3	3	3	7	4	4	-	42	-2.3%	▼	42
Miscellaneous	2015	91	70	132	101	53	82	45	92	79	92	82	135	919			1,054
	2016	85	118	114	85	66	64	106	108	94	78	86	-	1,004	9.2%	▲	1,004
Misdemeanor	2015	48	30	81	71	36	138	66	79	52	38	73	145	712			857
	2016	42	51	81	32	34	31	36	74	40	52	42	-	515	-27.7%	▼	515
Non-Capital Felonies and Related Matters	2015	57	56	213	146	57	245	453	125	97	92	130	264	1,671			1,935
	2016	101	250	158	120	113	300	83	209	135	111	78	-	1,658	-0.8%	▼	1,658
Other	2015	3	2	-	3	3	4	3	10	2	4	1	1	35			36
	2016	5	4	2	2	1	3	1	-	3	1	3	-	25	-28.6%	▼	25
Other Criminally Related Matters	2015	4	18	6	10	9	16	9	10	11	-	6	4	99			103
	2016	11	12	14	10	6	9	17	15	7	10	11	-	122	23.2%	▲	122
Probates/Wills and Trusts - Lev	2016	1	-	-	-	-	-	-	-	-	-	-	-	1			1
Probates/Wills and Trusts - Level 2	2015	1	4	1	1	-	3	2	2	2	1	1	3	18			21
	2016	5	5	5	3	1	4	1	1	4	3	3	-	35	94.4%	▲	35
Uncontested Divorce	2015	22	19	17	15	16	22	25	16	12	17	18	8	199			207
	2016	18	18	18	18	8	12	21	10	14	16	16	-	169	-15.1%	▼	169

Court: Prince William Circuit

Start/End Date: Jan-15 / Nov-16

2015 Average Month: 1,456

Jan-Nov 2015: 15,470

Filings Trending: ▲

Circuit/Court ID: 31

231153


Type of Case: Filings

2016 Average Month:1,544

Jan-Nov 2016 : 16,983

Overall AVG. Month: 1,498

Monthly Summary

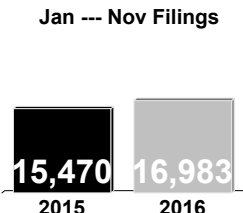


Jan 15-Nov 16

Totals

	2015	2016
Civil	5,212	4,657
Criminal	5,521	5,205
Other	6,736	7,121
Total	17,469	16,983

Jan --- Nov Filings



20152016

Jan --- Nov Filings

	2015	2016	% Change	Trending
Civil	4,813	4,657	-3.2%	▼
Criminal	5,035	5,205	3.4%	▲
Other	5,622	7,121	26.7%	▲
Total	15,470	16,983	9.8%	▲

	Jan	Feb	Mar	Apr	May	Jun	Jul	Aug	Sep	Oct	Nov	Dec	Thru Nov	% Change	Trending	Total
2015	1,393	1,258	1,505	1,443	1,307	1,435	1,521	1,371	1,298	1,420	1,519	1,999	15,470			17,469
2016	1,399	1,659	1,709	1,406	1,503	1,670	1,550	1,620	1,477	1,538	1,452	-	16,983	9.8%	▲	16,983

		Jan	Feb	Mar	Apr	May	Jun	Jul	Aug	Sep	Oct	Nov	Dec	Thru Nov	% Change	Trending	Total
Administrative Law	2015	3	1	1	-	-	-	-	-	-	-	2	-	7			7
	2016	3	-	-	3	1	3	-	1	9	5	1	-	26	271.4%	▲	26
Capital Murder	2015	-	-	-	5	-	-	-	-	-	-	-	-	5			5
	2016	-	-	-	-	-	-	-	-	-	-	-	-	-			-
Contested Divorce	2015	31	45	38	38	42	29	36	42	22	32	36	29	391			420
	2016	21	30	28	32	27	38	27	39	47	27	27	-	343	-12.3%	▼	343
Domestic and Family - Level 1	2015	13	23	15	28	20	17	19	16	15	20	26	22	212			234
	2016	20	18	25	20	19	23	30	26	21	14	31	-	247	16.5%	▲	247
Domestic and Family - Level 2	2015	44	29	28	12	7	15	9	42	14	28	10	13	238			251
	2016	7	11	20	7	20	24	16	19	20	10	19	-	173	-27.3%	▼	173
General Civil - Level 1	2015	5	-	-	4	8	2	1	3	3	2	2	1	30			31
	2016	3	2	5	4	2	7	4	-	6	5	2	-	40	33.3%	▲	40
General Civil - Level 2	2015	72	65	70	97	73	91	90	63	63	64	49	69	797			866
	2016	55	85	69	60	79	88	76	91	79	69	68	-	819	2.8%	▲	819
General Civil - Level 3	2015	21	30	34	28	27	28	34	26	41	28	27	34	324			358
	2016	24	29	27	23	54	22	20	20	17	26	34	-	296	-8.6%	▼	296
Miscellaneous	2015	576	528	658	625	475	551	616	573	574	583	651	1,176	6,410			7,586
	2016	735	792	881	651	593	734	683	718	641	691	733	-	7,852	22.5%	▲	7,852
Misdemeanor	2015	109	83	98	67	106	92	141	131	114	126	152	127	1,219			1,346
	2016	121	96	102	72	119	134	101	105	95	130	97	-	1,172	-3.9%	▼	1,172
Non-Capital Felonies and Related Matters	2015	286	238	300	280	217	274	296	258	242	319	350	254	3,060			3,314
	2016	197	307	307	309	318	270	270	315	282	325	195	-	3,095	1.1%	▲	3,095
Other	2015	74	72	90	67	144	151	86	64	53	69	54	93	924			1,017
	2016	67	103	70	73	101	133	101	79	51	73	79	-	930	0.6%	▲	930
Other Criminally Related Matters	2015	81	38	53	64	93	78	93	55	72	57	79	105	763			868
	2016	76	84	70	46	81	102	111	102	111	69	89	-	941	23.3%	▲	941
Probates/Wills and Trusts - Level 1	2015	1	1	1	3	1	-	1	1	2	1	-	1	12			13
	2016	-	-	-	1	-	1	2	-	-	1	1	-	6	-50.0%	▼	6
Probates/Wills and Trusts - Level 2	2015	8	14	13	8	8	10	13	6	8	10	6	6	104			110
	2016	8	8	12	17	6	11	9	9	10	8	7	-	105	1.0%	▲	105
Protective Orders	2015	1	4	3	1	1	3	-	1	1	1	5	5	21			26
	2016	1	-	-	-	-	1	-	1	2	1	1	-	7	-66.7%	▼	7
Uncontested Divorce	2015	68	87	103	121	85	94	86	90	74	80	70	64	958			1,022
	2016	61	94	93	83	83	79	100	95	86	84	68	-	926	-3.3%	▼	926