

Court: Chesapeake Circuit

Start/End Date: Jan-15 / May-16

2015 Average Month: 1,120

Jan-May 2015: 5,119

Filings Trending: Upward ▲

Circuit/Court ID: 1 201550


Type of Case: Filings

2016 Average Month:1,416

Jan-May 2016 : 7,079

Overall AVG. Month: 1,207

Monthly Filings Summary

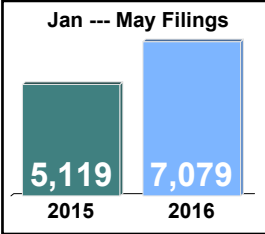


Jan 15-May 16

Totals

	2015	2016
Civil	2,062	999
Criminal	5,752	2,959
Other	5,629	3,121
Total	13,443	7,079

Jan --- May Filings



5,119 2015 7,079 2016

Jan --- May Filings

	2015	2016	% Change	Trending
Civil	826	999	20.9%	▲
Criminal	2,255	2,959	31.2%	▲
Other	2,038	3,121	53.1%	▲
Total	5,119	7,079	38.3%	▲

	Jan	Feb	Mar	Apr	May	Jun	Jul	Aug	Sep	Oct	Nov	Dec	Thru May	% Change	Trending	Total
2015	1,019	845	1,028	1,194	1,033	1,016	1,371	988	1,077	1,256	1,099	1,517	5,119			13,443
2016	1,274	1,454	1,597	1,524	1,230	-	-	-	-	-	-	-	7,079	38.3%	▲	7,079

			Jan	Feb	Mar	Apr	May	Jun	Jul	Aug	Sep	Oct	Nov	Dec	Thru May	% Change	Trending	Total
Civil	Administrative Law	2015	1	1	-	2	4	1	5	4	3	1	-	-	8			22
		2016	3	2	3	3	-	-	-	-	-	-	-	-	11	37.5%	▲	11
	Contested Divorce	2015	14	19	20	25	34	27	19	15	15	23	27	19	112			257
		2016	36	35	30	32	29	-	-	-	-	-	-	-	162	44.6%	▲	162
	Domestic and Family - Level 1	2015	10	16	13	33	10	19	21	17	18	15	23	18	82			213
		2016	9	20	31	28	19	-	-	-	-	-	-	-	107	30.5%	▲	107
	Domestic and Family - Level 2	2015	3	12	11	9	5	6	7	4	9	5	5	9	40			85
		2016	5	9	10	14	7	-	-	-	-	-	-	-	45	12.5%	▲	45
	General Civil - Level 1	2015	1	5	2	6	3	1	6	3	5	4	5	-	17			41
		2016	5	3	4	3	6	-	-	-	-	-	-	-	21	23.5%	▲	21
	General Civil - Level 2	2015	31	55	32	64	31	39	67	39	37	51	37	31	213			514
		2016	52	43	31	24	49	-	-	-	-	-	-	-	199	-6.6%	▼	199
	General Civil - Level 3	2015	3	12	16	26	14	15	28	3	11	29	12	21	71			190
		2016	17	9	14	14	33	-	-	-	-	-	-	-	87	22.5%	▲	87
	Probates/Wills and Trusts - Level 1	2015	2	1	1	-	-	2	-	-	1	2	-	1	4			10
		2016	-	-	2	-	-	-	-	-	-	-	-	-	2	-50.0%	▼	2
	Probates/Wills and Trusts - Level 2	2015	8	3	10	2	5	4	7	11	4	9	5	3	28			71
		2016	6	7	8	6	11	-	-	-	-	-	-	-	38	35.7%	▲	38
Criminal	Uncontested Divorce	2015	32	50	66	46	57	57	65	49	63	47	56	71	251			659
		2016	56	69	69	64	69	-	-	-	-	-	-	-	327	30.3%	▲	327
	Capital Murder	2015	-	-	-	-	-	1	-	-	-	-	-	-	0			1
		2016	-	-	-	-	-	-	-	-	-	-	-	-	-			-
	Misdemeanor	2015	100	82	104	135	124	105	131	122	114	122	123	154	545	0.0%	↔	1,416
		2016	82	142	140	146	108	-	-	-	-	-	-	-	618	13.4%	▲	618
	Non-Capital Felonies and Related Matters	2015	315	183	258	408	347	334	331	287	306	393	257	297	1,511			3,716
		2016	291	358	555	528	386	-	-	-	-	-	-	-	2,118	40.2%	▲	2,118
	Other Criminally Related Matters	2015	31	50	42	39	37	51	74	42	57	49	53	94	199			619
		2016	28	45	59	44	47	-	-	-	-	-	-	-	223	12.1%	▲	223
	Miscellaneous	2015	406	321	381	343	312	296	462	305	344	338	387	676	1,763			4,571
		2016	563	583	503	409	337	-	-	-	-	-	-	-	2,395	35.8%	▲	2,395
	Other	2015	62	35	72	56	50	58	148	87	90	168	109	123	275			1,058
		2016	121	129	138	209	129	-	-	-	-	-	-	-	726	164.0%	▲	726

Court: Accomack Circuit

Start/End Date: Jan-15 / May-16

2015 Average Month: 111

Jan-May 2015: 524

Filings Trending: Upward ▲

Circuit/Court ID: 2 202001

Type of Case: Filings

2016 Average Month:131

Jan-May 2016 : 656

Overall AVG. Month: 117

Monthly Filings Summary

Jan 15-May 16

Totals

	2015	2016
Civil	284	98
Criminal	435	153
Other	609	405
Total	1,328	656

Jan --- May Filings

524 656

2015 2016

Jan --- May Filings

	2015	2016	% Change	Trending
Civil	126	98	-22.2%	▼
Criminal	168	153	-8.9%	▼
Other	230	405	76.1%	▲
Total	524	656	25.2%	▲

	Jan	Feb	Mar	Apr	May	Jun	Jul	Aug	Sep	Oct	Nov	Dec	Thru May	% Change	Trending	Total
2015	102	86	109	140	87	96	84	98	100	154	90	182	524			1,328
2016	147	183	103	124	99	-	-	-	-	-	-	-	656	25.2%	▲	656

			Jan	Feb	Mar	Apr	May	Jun	Jul	Aug	Sep	Oct	Nov	Dec	Thru May	% Change	Trending	Total
Civil	Administrative Law	2015	-	-	-	-	-	-	-	-	-	2	2	-	0			4
		2016	-	2	-	1	1	-	-	-	-	-	-	-	4	0.0%	↔	4
	Contested Divorce	2015	4	3	2	2	1	3	1	2	3	6	3	1	12			31
		2016	2	3	2	2	6	-	-	-	-	-	-	-	15	25.0%	▲	15
	Domestic and Family - Level 1	2015	-	2	-	2	2	-	2	-	1	4	2	-	6			15
		2016	3	3	3	1	-	-	-	-	-	-	-	-	10	66.7%	▲	10
	Domestic and Family - Level 2	2015	2	-	-	-	-	2	4	1	-	-	-	-	2			9
		2016	-	-	1	2	-	-	-	-	-	-	-	-	3	50.0%	▲	3
	General Civil - Level 1	2015	3	2	-	1	1	-	1	-	-	-	-	-	7			8
		2016	-	-	1	-	-	-	-	-	-	-	-	-	1	-85.7%	▼	1
	General Civil - Level 2	2015	14	2	2	7	10	10	3	15	7	5	6	2	35			83
		2016	5	3	2	6	4	-	-	-	-	-	-	-	20	-42.9%	▼	20
	General Civil - Level 3	2015	9	3	3	4	7	5	2	4	7	3	2	1	26			50
		2016	2	-	3	2	2	-	-	-	-	-	-	-	9	-65.4%	▼	9
	Probates/Wills and Trusts	2016	-	-	1	-	-	-	-	-	-	-	-	-	1			1
	Probates/Wills and Trusts - Level 2	2015	-	-	1	-	-	-	-	3	-	-	-	-	1			4
		2016	-	-	1	-	-	-	-	-	-	-	-	-	1	0.0%	↔	1
Criminal	Protective Orders	2015	-	-	-	-	-	-	1	-	-	-	-	-	0			1
	Uncontested Divorce	2015	10	5	10	5	7	6	8	6	11	3	4	4	37	0.0%	↔	79
		2016	8	5	2	8	11	-	-	-	-	-	-	-	34	-8.1%	▼	34
	Capital Murder	2016	-	1	-	-	-	-	-	-	-	-	-	-	1			1
	Misdemeanor	2015	2	3	8	4	4	8	10	9	4	12	5	8	21			77
		2016	9	5	4	13	1	-	-	-	-	-	-	-	32	52.4%	▲	32
Other	Non-Capital Felonies and Related Matters	2015	9	39	12	65	10	31	11	26	20	47	6	62	135			338
		2016	6	52	7	30	14	-	-	-	-	-	-	-	109	-19.3%	▼	109
	Other Criminally Related Matters	2015	4	-	6	2	-	2	-	-	-	2	3	1	12			20
		2016	5	1	4	1	-	-	-	-	-	-	-	-	11	-8.3%	▼	11
	Miscellaneous	2015	44	26	64	47	44	27	39	29	45	68	55	100	225			588
		2016	101	107	72	57	57	-	-	-	-	-	-	-	394	75.1%	▲	394
	Other	2015	1	1	1	1	1	2	2	3	2	2	2	3	5			21
		2016	6	1	-	1	3	-	-	-	-	-	-	-	11	120.0%	▲	11

Court: Northampton Circuit

Start/End Date: Jan-15 / May-16

2015 Average Month: 74

Jan-May 2015: 275

Filings Trending: Upward ▲

Circuit/Court ID: 2 202131


Type of Case: Filings

2016 Average Month:92

Jan-May 2016 : 461

Overall AVG. Month: 79

Monthly Filings Summary

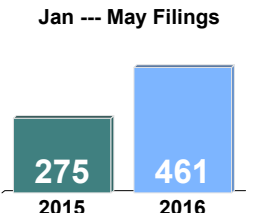


Jan 15-May 16

Totals

	2015	2016
Civil	136	50
Criminal	532	300
Other	221	111
Total	889	461

Jan --- May Filings



275 2015 461 2016

Jan --- May Filings

	2015	2016	% Change	Trending
Civil	54	50	-7.4%	▼
Criminal	146	300	105.5%	▲
Other	75	111	48.0%	▲
Total	275	461	67.6%	▲

	Jan	Feb	Mar	Apr	May	Jun	Jul	Aug	Sep	Oct	Nov	Dec	Thru May	% Change	Trending	Total
2015	55	46	70	46	58	83	82	75	60	123	108	83	275			889
2016	107	90	179	39	46	-	-	-	-	-	-	-	461	67.6%	▲	461

			Jan	Feb	Mar	Apr	May	Jun	Jul	Aug	Sep	Oct	Nov	Dec	Thru May	% Change	Trending	Total
Civil	Administrative Law	2015	-	-	-	-	1	-	-	-	-	-	-	-	1			1
	Contested Divorce	2015	-	-	3	2	-	-	2	4	1	2	1	-	5			15
		2016	-	1	3	-	1	-	-	-	-	-	-	-	5	0.0%	↔	5
	Domestic and Family - Level 1	2015	-	-	-	1	3	-	2	-	-	-	3	1	4			10
		2016	-	-	2	3	1	-	-	-	-	-	-	-	6	50.0%	▲	6
	Domestic and Family - Level 2	2015	-	1	1	-	-	1	-	-	-	-	-	-	2			3
		2016	-	-	-	-	1	-	-	-	-	-	-	-	1	-50.0%	▼	1
	General Civil - Level 1	2015	-	-	-	-	-	-	-	-	-	1	-	1	0			2
		2016	-	-	-	-	2	-	-	-	-	-	-	-	2	0.0%	↔	2
	General Civil - Level 2	2015	2	1	4	3	1	3	4	2	3	-	1	1	11			25
		2016	-	1	1	1	2	-	-	-	-	-	-	-	5	-54.5%	▼	5
	General Civil - Level 3	2015	9	1	-	2	5	9	6	7	2	6	3	2	17			52
		2016	2	4	1	4	3	-	-	-	-	-	-	-	14	-17.6%	▼	14
	Probates/Wills and Trusts - Level 2	2015	1	2	1	3	1	-	-	-	-	-	-	1	8			9
		2016	1	-	1	1	-	-	-	-	-	-	-	-	3	-62.5%	▼	3
Criminal	Uncontested Divorce	2015	1	1	1	3	-	2	2	1	1	1	2	4	6			19
		2016	4	3	3	2	2	-	-	-	-	-	-	-	14	133.3%	▲	14
	Misdemeanor	2015	15	8	15	10	14	20	27	26	23	55	33	14	62			260
		2016	21	26	11	1	7	-	-	-	-	-	-	-	66	6.5%	▲	66
	Non-Capital Felonies and Related Matters	2015	7	6	21	8	12	19	20	7	10	30	28	29	54			197
Oth		2016	52	23	123	9	12	-	-	-	-	-	-	-	219	305.6%	▲	219
	Other Criminally Related Matters	2015	7	6	4	6	7	17	3	8	4	5	7	1	30			75
		2016	3	3	6	3	-	-	-	-	-	-	-	-	15	-50.0%	▼	15
	Miscellaneous	2015	13	20	20	8	14	12	16	20	16	23	30	29	75			221
		2016	24	29	28	15	15	-	-	-	-	-	-	-	111	48.0%	▲	111

Court: Virginia Beach Circuit

Start/End Date: Jan-15 / May-16

2015 Average Month: 1,231

Jan-May 2015: 6,062

Filings Trending: Steady ↔

Circuit/Court ID: 2 202810


Type of Case: Filings

2016 Average Month:1,219

Jan-May 2016 : 6,094

Overall AVG. Month: 1,227

Monthly Filings Summary

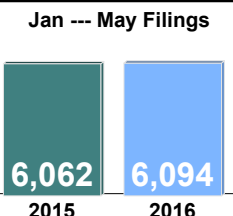


Jan 15-May 16

Totals

	2015	2016
Civil	3,801	1,694
Criminal	8,271	3,225
Other	2,699	1,175
Total	14,771	6,094

Jan --- May Filings



2015 2016

Jan --- May Filings

	2015	2016	% Change	Trending
Civil	1,412	1,694	20.0%	▲
Criminal	3,583	3,225	-10.0%	▼
Other	1,067	1,175	10.1%	▲
Total	6,062	6,094	0.5%	▲

	Jan	Feb	Mar	Apr	May	Jun	Jul	Aug	Sep	Oct	Nov	Dec	Thru May	% Change	Trending	Total
2015	1,018	959	1,349	1,387	1,349	1,321	1,368	1,166	1,298	1,283	1,127	1,146	6,062			14,771
2016	1,000	1,368	1,373	1,200	1,153	-	-	-	-	-	-	-	6,094	0.5%	▲	6,094

			Jan	Feb	Mar	Apr	May	Jun	Jul	Aug	Sep	Oct	Nov	Dec	Thru May	% Change	Trending	Total
Civil	Administrative Law	2015	1	2	3	2	1	-	-	-	1	2	-	2	9			14
		2016	1	2	1	1	-	-	-	-	-	-	-	-	5	-44.4%	▼	5
	Contested Divorce	2015	18	22	45	40	33	29	36	22	26	28	30	27	158			356
		2016	30	44	37	31	23	-	-	-	-	-	-	-	165	4.4%	▲	165
	Domestic and Family - Level 1	2015	20	36	26	50	40	59	58	63	53	53	46	52	172			556
		2016	44	36	47	47	53	-	-	-	-	-	-	-	227	32.0%	▲	227
	Domestic and Family - Level 2	2015	5	15	16	10	8	19	8	10	14	15	10	18	54			148
		2016	13	14	20	17	13	-	-	-	-	-	-	-	77	42.6%	▲	77
	General Civil - Level 1	2015	2	2	2	3	5	5	1	10	3	2	3	2	14			40
		2016	1	5	4	4	2	-	-	-	-	-	-	-	16	14.3%	▲	16
	General Civil - Level 2	2015	63	52	86	60	59	66	69	60	80	88	70	49	320			802
		2016	56	55	75	59	84	-	-	-	-	-	-	-	329	2.8%	▲	329
	General Civil - Level 3	2015	23	18	41	85	76	102	90	111	68	96	94	60	243			864
		2016	99	94	84	71	76	-	-	-	-	-	-	-	424	74.5%	▲	424
	Probates/Wills and Trusts - Level 1	2015	-	1	2	1	1	-	1	1	-	-	1	2	5			10
		2016	-	1	1	2	-	-	-	-	-	-	-	-	4	-20.0%	▼	4
	Probates/Wills and Trusts - Level 2	2015	10	5	8	8	8	17	10	10	12	9	10	6	39			113
		2016	14	18	14	6	17	-	-	-	-	-	-	-	69	76.9%	▲	69
Criminal	Protective Orders	2015	-	-	-	-	1	-	-	-	-	1	-	-	1			2
		2016	-	-	1	2	-	-	-	-	-	-	-	-	3	200.0%	▲	3
	Uncontested Divorce	2015	73	52	104	82	86	95	74	80	64	60	65	61	397			896
		2016	65	80	94	69	67	-	-	-	-	-	-	-	375	-5.5%	▼	375
	Capital Murder	2015	-	1	-	-	2	-	-	-	1	-	-	2	3			6
		2016	-	-	-	-	-	-	-	-	-	-	-	-	-			-
	Misdemeanor	2015	161	148	196	260	253	215	267	194	212	260	229	225	1,018			2,620
		2016	155	228	270	200	214	-	-	-	-	-	-	-	1,067	4.8%	▲	1,067
	Non-Capital Felonies and Related Matters	2015	339	315	405	474	500	408	392	323	443	378	333	359	2,033			4,669
		2016	285	477	366	354	374	-	-	-	-	-	-	-	1,856	-8.7%	▼	1,856
	Other Criminally Related Matters	2015	134	112	141	67	75	80	76	43	56	62	59	71	529			976
		2016	42	56	78	72	54	-	-	-	-	-	-	-	302	-42.9%	▼	302
	Miscellaneous	2015	112	123	205	189	139	169	237	187	204	184	122	158	768			2,029
		2016	138	184	197	213	164	-	-	-	-	-	-	-	896	16.7%	▲	896
	Other	2015	57	55	69	56	62	57	49	52	61	45	55	52	299			670
		2016	57	74	84	52	12	-	-	-	-	-	-	-	279	-6.7%	▼	279

Court: Portsmouth Circuit

Start/End Date: Jan-15 / May-16

2015 Average Month: 800

Jan-May 2015: 4,133

Filings Trending: Downward ▼

Circuit/Court ID: 3 203740


Type of Case: Filings

2016 Average Month: 771

Jan-May 2016 : 3,857

Overall AVG. Month: 792

Monthly Filings Summary

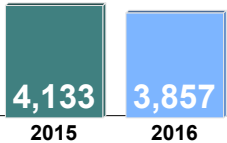


Jan 15-May 16

Totals

	2015	2016
Civil	2,477	755
Criminal	4,333	1,761
Other	2,794	1,341
Total	9,604	3,857

Jan --- May Filings



4,133 3,857

2015 2016

Jan --- May Filings

	2015	2016	% Change	Trending
Civil	1,153	755	-34.5%	▼
Criminal	1,769	1,761	-	↔
Other	1,211	1,341	10.7%	▲
Total	4,133	3,857	-6.7%	▼

	Jan	Feb	Mar	Apr	May	Jun	Jul	Aug	Sep	Oct	Nov	Dec	Thru May	% Change	Trending	Total
2015	671	670	937	960	895	837	774	750	781	728	698	903	4,133			9,604
2016	722	786	864	712	773	-	-	-	-	-	-	-	3,857	-6.7%	▼	3,857

			Jan	Feb	Mar	Apr	May	Jun	Jul	Aug	Sep	Oct	Nov	Dec	Thru May	% Change	Trending	Total
Civil	Administrative Law	2015	-	2	2	-	3	-	1	-	1	-	1	-	7			10
		2016	-	-	-	-	1	-	-	-	-	-	-	-	1	-85.7%	▼	1
	Contested Divorce	2015	4	10	17	11	10	13	11	9	7	11	8	10	52			121
		2016	5	11	14	14	12	-	-	-	-	-	-	-	56	7.7%	▲	56
	Domestic and Family - Level 1	2015	14	17	10	5	7	5	10	12	7	6	10	7	53			110
		2016	1	11	10	5	11	-	-	-	-	-	-	-	38	-28.3%	▼	38
	Domestic and Family - Level 2	2015	3	2	7	-	5	7	6	4	5	4	3	2	17			48
		2016	1	2	5	4	2	-	-	-	-	-	-	-	14	-17.6%	▼	14
	General Civil - Level 1	2015	1	1	2	2	-	1	-	1	4	-	1	2	6			15
		2016	2	2	2	1	-	-	-	-	-	-	-	-	7	16.7%	▲	7
	General Civil - Level 2	2015	20	27	30	22	19	30	28	21	20	23	14	29	118			283
		2016	13	23	18	21	17	-	-	-	-	-	-	-	92	-22.0%	▼	92
	General Civil - Level 3	2015	118	107	133	215	170	206	97	154	91	78	91	77	743			1,537
		2016	47	65	107	86	96	-	-	-	-	-	-	-	401	-46.0%	▼	401
	Probates/Wills and Trusts	2015	-	-	-	-	-	-	-	-	-	-	1	-	0			1
	Probates/Wills and Trusts - Level 2	2015	6	3	4	5	4	3	4	3	2	4	5	5	22	0.0%	↔	48
		2016	4	5	4	5	1	-	-	-	-	-	-	-	19	-13.6%	▼	19
Criminal	Protective Orders	2015	-	5	2	1	3	-	2	3	2	4	2	-	11			24
		2016	-	-	4	3	2	-	-	-	-	-	-	-	9	-18.2%	▼	9
	Uncontested Divorce	2015	22	19	23	32	28	28	26	21	18	22	25	16	124			280
		2016	17	24	35	20	22	-	-	-	-	-	-	-	118	-4.8%	▼	118
	Misdemeanor	2015	65	97	161	121	167	86	127	92	97	98	105	124	611			1,340
		2016	86	96	106	63	93	-	-	-	-	-	-	-	444	-27.3%	▼	444
	Non-Capital Felonies and Related Matters	2015	151	136	246	225	208	201	212	166	222	252	189	318	966			2,526
		2016	239	255	230	186	250	-	-	-	-	-	-	-	1,160	20.1%	▲	1,160
	Other Criminally Related Matters	2015	15	44	48	42	43	51	27	34	44	29	39	51	192			467
		2016	30	33	38	36	20	-	-	-	-	-	-	-	157	-18.2%	▼	157
Other	Miscellaneous	2015	217	165	214	216	179	168	193	199	198	162	176	222	991			2,309
		2016	225	204	223	196	182	-	-	-	-	-	-	-	1,030	3.9%	▲	1,030
	Other	2015	35	35	38	63	49	38	30	31	63	35	28	40	220			485
		2016	52	55	68	72	64	-	-	-	-	-	-	-	311	41.4%	▲	311

Court: Norfolk Circuit

Start/End Date: Jan-15 / May-16

2015 Average Month: 1,886

Jan-May 2015: 9,434

Filings Trending: Upward ▲

Circuit/Court ID: 4 204710


Type of Case: Filings

2016 Average Month:2,114

Jan-May 2016 : 10,568

Overall AVG. Month: 1,953

Monthly Filings Summary




Jan 15-May 16

Totals

	2015	2016
Civil	5,633	2,771
Criminal	7,423	3,413
Other	9,572	4,384
Total	22,628	10,568

Jan --- May Filings



9,434 10,568

2015 2016

Jan --- May Filings

	2015	2016	% Change	Trending
Civil	2,421	2,771	14.5%	▲
Criminal	2,977	3,413	14.6%	▲
Other	4,036	4,384	8.6%	▲
Total	9,434	10,568	12.0%	▲

	Jan	Feb	Mar	Apr	May	Jun	Jul	Aug	Sep	Oct	Nov	Dec	Thru May	% Change	Trending	Total
2015	1,897	1,342	2,255	2,017	1,923	1,868	1,844	1,819	1,920	1,814	1,844	2,085	9,434			22,628
2016	1,883	2,202	2,348	1,984	2,151	-	-	-	-	-	-	-	10,568	12.0%	▲	10,568

			Jan	Feb	Mar	Apr	May	Jun	Jul	Aug	Sep	Oct	Nov	Dec	Thru May	% Change	Trending	Total
Civil	Administrative Law	2015	-	-	-	-	-	1	-	1	-	2	1	-	0			5
		2016	2	2	-	1	1	-	-	-	-	-	-	-	6	0.0%	↔	6
	Contested Divorce	2015	73	84	113	119	100	89	100	101	75	101	83	86	489			1,124
		2016	87	111	118	137	104	-	-	-	-	-	-	-	557	13.9%	▲	557
	Domestic and Family - Level 1	2015	17	21	20	13	17	23	38	17	15	24	19	23	88			247
		2016	22	43	47	29	48	-	-	-	-	-	-	-	189	114.8%	▲	189
	Domestic and Family - Level 2	2015	24	9	10	37	28	14	18	26	23	14	25	20	108			248
		2016	25	25	20	17	41	-	-	-	-	-	-	-	128	18.5%	▲	128
	General Civil - Level 1	2015	5	3	2	6	7	3	7	2	6	4	5	3	23			53
		2016	1	7	-	4	4	-	-	-	-	-	-	-	16	-30.4%	▼	16
	General Civil - Level 2	2015	52	68	56	46	47	73	62	46	48	43	46	29	269			616
		2016	42	58	48	55	51	-	-	-	-	-	-	-	254	-5.6%	▼	254
	General Civil - Level 3	2015	38	26	56	34	35	39	42	50	60	49	37	39	189			505
		2016	46	50	54	38	58	-	-	-	-	-	-	-	246	30.2%	▲	246
	Probates/Wills and Trusts - Level 1	2015	-	-	-	2	-	-	1	2	-	-	-	-	2			5
		2016	-	1	1	-	-	-	-	-	-	-	-	-	2	0.0%	↔	2
	Probates/Wills and Trusts - Level 2	2015	12	3	19	19	17	14	14	9	11	12	18	17	70			165
		2016	14	16	17	19	7	-	-	-	-	-	-	-	73	4.3%	▲	73
Criminal	Protective Orders	2015	-	1	3	-	3	3	2	1	-	-	2	3	7			18
		2016	1	1	-	-	-	-	-	-	-	-	-	-	2	-71.4%	▼	2
	Uncontested Divorce	2015	193	192	318	242	231	225	242	194	233	210	195	172	1,176			2,647
		2016	231	260	293	259	255	-	-	-	-	-	-	-	1,298	10.4%	▲	1,298
	Capital Murder	2015	-	-	-	2	-	-	-	-	-	-	-	-	2			2
		2016	-	-	-	-	-	-	-	-	-	-	-	-	-			-
	Misdemeanor	2015	140	84	121	134	136	146	137	93	145	105	129	142	615			1,512
		2016	120	122	187	137	124	-	-	-	-	-	-	-	690	12.2%	▲	690
	Non-Capital Felonies and Related Matters	2015	340	278	426	476	436	398	458	356	449	423	393	461	1,956			4,894
		2016	432	423	487	432	505	-	-	-	-	-	-	-	2,279	16.5%	▲	2,279
	Other Criminally Related Matters	2015	93	57	71	107	78	100	95	81	103	84	61	87	406			1,017
		2016	76	87	97	92	90	-	-	-	-	-	-	-	442	8.9%	▲	442
Other	Miscellaneous	2015	831	439	955	692	708	632	545	749	670	638	752	894	3,625			8,505
		2016	668	740	872	647	763	-	-	-	-	-	-	-	3,690	1.8%	▲	3,690
	Other	2015	79	77	85	90	80	108	83	91	82	105	78	109	411			1,067
		2016	116	256	107	115	100	-	-	-	-	-	-	-	694	68.9%	▲	694

Court: Isle of Wight Circuit

Start/End Date: Jan-15 / May-16

2015 Average Month: 143

Jan-May 2015: 686

Filings Trending: Upward ▲

Circuit/Court ID: 5 205093


Type of Case: Filings

2016 Average Month:177

Jan-May 2016 : 887

Overall AVG. Month: 153

Monthly Filings Summary




Jan 15-May 16

Totals

	2015	2016
Civil	276	112
Criminal	521	302
Other	914	473
Total	1,711	887

Jan --- May Filings



686 2015 887 2016

Jan --- May Filings

	2015	2016	% Change	Trending
Civil	109	112	2.8%	▲
Criminal	209	302	44.5%	▲
Other	368	473	28.5%	▲
Total	686	887	29.3%	▲

	Jan	Feb	Mar	Apr	May	Jun	Jul	Aug	Sep	Oct	Nov	Dec	Thru May	% Change	Trending	Total
2015	153	116	170	110	137	125	187	125	140	123	145	180	686			1,711
2016	237	207	172	172	99	-	-	-	-	-	-	-	887	29.3%	▲	887

			Jan	Feb	Mar	Apr	May	Jun	Jul	Aug	Sep	Oct	Nov	Dec	Thru May	% Change	Trending	Total
Civil	Administrative Law	2015	-	-	-	-	1	-	-	-	-	-	-	-	1			1
		2016	-	-	3	-	-	-	-	-	-	-	-	-	3	200.0%	▲	3
	Contested Divorce	2015	-	2	2	2	3	7	2	1	2	4	2	3	9			30
		2016	3	3	2	2	4	-	-	-	-	-	-	-	14	55.6%	▲	14
	Domestic and Family - Level 1	2015	4	-	-	1	3	6	3	3	3	5	1	2	8			31
		2016	-	9	5	4	-	-	-	-	-	-	-	-	18	125.0%	▲	18
	Domestic and Family - Level 2	2015	1	1	1	-	1	-	4	2	-	4	-	1	4			15
		2016	1	2	1	1	1	-	-	-	-	-	-	-	6	50.0%	▲	6
	General Civil - Level 1	2015	-	-	1	-	1	-	-	-	-	-	-	-	2			2
		2016	7	3	2	2	6	5	5	12	1	3	9	5	20			60
	General Civil - Level 2	2015	5	4	2	2	6	-	-	-	-	-	-	-	19	-5.0%	▼	19
		2016	3	2	3	2	4	-	-	-	-	-	-	-	14	-12.5%	▼	14
Criminal	General Civil - Level 3	2015	2	6	2	3	3	2	2	3	2	5	2	2	16			34
		2016	3	2	3	2	4	-	-	-	-	-	-	-	14	-12.5%	▼	14
	Probates/Wills and Trusts - Level 2	2015	1	2	3	1	-	-	2	-	-	2	-	-	7			11
		2016	-	2	-	1	1	-	-	-	-	-	-	-	4	-42.9%	▼	4
	Uncontested Divorce	2015	9	5	6	10	12	9	7	9	8	5	9	3	42			92
		2016	6	8	11	5	4	-	-	-	-	-	-	-	34	-19.0%	▼	34
	Misdemeanor	2015	2	3	15	7	3	4	9	4	13	8	3	2	30			73
		2016	4	7	9	4	6	-	-	-	-	-	-	-	30	0.0%	↔	30
	Non-Capital Felonies and Related Matters	2015	54	19	44	8	30	30	78	7	36	12	43	20	155			381
		2016	88	28	23	82	15	-	-	-	-	-	-	-	236	52.3%	▲	236
	Other Criminally Related Matters	2015	6	3	10	-	5	7	4	3	17	5	2	5	24			67
		2016	2	17	5	3	9	-	-	-	-	-	-	-	36	50.0%	▲	36
Other	Miscellaneous	2015	64	62	78	59	57	50	67	72	52	67	67	133	320			828
		2016	114	119	95	61	48	-	-	-	-	-	-	-	437	36.6%	▲	437
	Other	2015	3	10	6	17	12	5	4	9	6	3	7	4	48			86
		2016	11	6	13	5	1	-	-	-	-	-	-	-	36	-25.0%	▼	36

Court: Southampton Circuit

Start/End Date: Jan-15 / May-16

2015 Average Month: 128

Jan-May 2015: 620

Filings Trending: Upward ▲

Circuit/Court ID: 5 205175

Type of Case: Filings

2016 Average Month:191

Jan-May 2016 : 955

Overall AVG. Month: 147

Monthly Filings Summary

Jan 15-May 16

Totals

	2015	2016
Civil	237	112
Criminal	828	494
Other	475	349
Total	1,540	955

Jan --- May Filings

620 955

2015 2016

Jan --- May Filings

	2015	2016	% Change	Trending
Civil	115	112	-2.6%	▼
Criminal	323	494	52.9%	▲
Other	182	349	91.8%	▲
Total	620	955	54.0%	▲

	Jan	Feb	Mar	Apr	May	Jun	Jul	Aug	Sep	Oct	Nov	Dec	Thru May	% Change	Trending	Total
2015	116	101	163	131	109	105	180	107	170	94	137	127	620			1,540
2016	204	211	230	158	152	-	-	-	-	-	-	-	955	54.0%	▲	955

			Jan	Feb	Mar	Apr	May	Jun	Jul	Aug	Sep	Oct	Nov	Dec	Thru May	% Change	Trending	Total
Civil	Administrative Law	2015	1	-	-	-	-	-	-	2	-	-	-	2	1			6
		2016	-	1	-	-	-	-	-	-	-	-	-	-	1	0.0%	↔	1
	Contested Divorce	2015	2	9	7	1	3	4	3	1	-	-	-	3	22			33
		2016	2	4	4	6	4	-	-	-	-	-	-	-	20	-9.1%	▼	20
	Domestic and Family - Level 1	2015	1	2	3	-	2	1	4	1	1	-	1	2	8			18
		2016	-	1	1	-	-	-	-	-	-	-	-	-	2	-75.0%	▼	2
	Domestic and Family - Level 2	2015	-	-	-	1	-	-	1	-	1	-	3	-	1			6
		2016	-	16	-	-	-	-	-	-	-	-	-	-	16	1,500.0%	▲	16
	General Civil - Level 1	2015	-	-	-	1	-	-	-	1	-	-	-	-	1			2
		2016	6	4	5	5	6	4	1	1	3	9	3	3	26			50
	General Civil - Level 2	2015	3	8	7	2	4	-	-	-	-	-	-	-	24	-7.7%	▼	24
		2016	3	1	2	4	2	2	6	3	4	1	1	2	11			30
	General Civil - Level 3	2015	2	1	2	4	2	2	6	3	4	1	1	2	11			30
		2016	3	11	3	2	2	-	-	-	-	-	-	-	21	90.9%	▲	21
Criminal	Probates/Wills and Trusts	2015	-	-	-	3	-	2	2	-	1	2	-	-	3			10
	Protective Orders	2015	1	-	1	-	-	-	-	-	-	-	-	1	2			3
		2016	-	-	1	-	-	-	-	-	-	-	-	-	1	-50.0%	▼	1
	Uncontested Divorce	2015	4	9	9	9	9	4	9	9	3	3	7	4	40			79
		2016	6	5	9	4	3	-	-	-	-	-	-	-	27	-32.5%	▼	27
	Capital Murder	2015	-	-	-	-	-	-	-	-	-	-	1	-	0			1
Other	Misdemeanor	2015	14	16	11	7	11	11	17	6	15	8	21	12	59	0.0%	↔	149
		2016	22	11	21	11	35	-	-	-	-	-	-	-	100	69.5%	▲	100
	Non-Capital Felonies and Related Matters	2015	43	13	56	61	38	49	64	36	81	29	62	27	211			559
		2016	70	62	100	64	56	-	-	-	-	-	-	-	352	66.8%	▲	352
	Other Criminally Related Matters	2015	15	-	20	2	16	4	23	-	20	7	8	4	53			119
		2016	9	8	13	3	9	-	-	-	-	-	-	-	42	-20.8%	▼	42
Other	Miscellaneous	2015	26	46	47	37	22	24	46	45	39	35	28	68	178			463
		2016	76	76	68	58	34	-	-	-	-	-	-	-	312	75.3%	▲	312
	Other	2015	1	1	2	-	-	-	4	2	2	-	-	-	4			12
			2016	13	8	3	8	5	-	-	-	-	-	-	37	825.0%	▲	37

Court: Suffolk Circuit

Start/End Date: Jan-15 / May-16

2015 Average Month: 476

Jan-May 2015: 2,408

Filings Trending: Upward ▲

Circuit/Court ID: 5 205800


Type of Case: Filings

2016 Average Month:507

Jan-May 2016 : 2,536

Overall AVG. Month: 485

Monthly Filings Summary

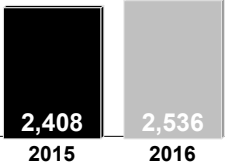


Jan 15-May 16

Totals

	2015	2016
Civil	788	299
Criminal	3,095	1,365
Other	1,823	872
Total	5,706	2,536

Jan --- May Filings



2,408 2015 2,536 2016

Jan --- May Filings

	2015	2016	% Change	Trending
Civil	326	299	-8.3%	▼
Criminal	1,349	1,365	1.2%	▲
Other	733	872	19.0%	▲
Total	2,408	2,536	5.3%	▲

	Jan	Feb	Mar	Apr	May	Jun	Jul	Aug	Sep	Oct	Nov	Dec	Thru May	% Change	Trending	Total
2015	566	455	583	401	403	528	413	452	394	487	573	451	2,408			5,706
2016	499	509	566	488	474	-	-	-	-	-	-	-	2,536	5.3%	▲	2,536

			Jan	Feb	Mar	Apr	May	Jun	Jul	Aug	Sep	Oct	Nov	Dec	Thru May	% Change	Trending	Total
Civil	Administrative Law	2015	1	-	-	1	-	-	-	-	-	-	-	-	2			2
		2016	1	-	-	-	-	-	-	-	-	-	-	-	1	-50.0%	▼	1
	Contested Divorce	2015	8	5	14	8	11	9	9	10	8	7	10	10	46			109
		2016	3	11	12	6	8	-	-	-	-	-	-	-	40	-13.0%	▼	40
	Domestic and Family - Level 1	2015	6	2	1	9	3	6	6	3	3	12	1	1	21			53
		2016	1	10	3	3	3	-	-	-	-	-	-	-	20	-4.8%	▼	20
	Domestic and Family - Level 2	2015	4	3	4	10	6	11	7	11	6	7	8	7	27			84
		2016	8	3	7	6	8	-	-	-	-	-	-	-	32	18.5%	▲	32
	General Civil - Level 1	2015	2	-	-	3	-	1	-	1	1	-	1	-	5			9
		2016	-	-	1	-	-	-	-	-	-	-	-	-	1	-80.0%	▼	1
	General Civil - Level 2	2015	15	15	23	18	16	16	15	13	8	17	12	6	87			174
		2016	14	17	14	15	20	-	-	-	-	-	-	-	80	-8.0%	▼	80
	General Civil - Level 3	2015	1	6	5	2	6	12	14	10	16	9	13	9	20			103
		2016	6	3	5	5	6	-	-	-	-	-	-	-	25	25.0%	▲	25
	Probates/Wills and Trusts - Level 1	2015	-	-	-	-	2	-	-	1	-	1	-	1	2			5
		2016	1	-	-	-	-	-	-	-	-	-	-	-	1	-50.0%	▼	1
	Probates/Wills and Trusts - Level 2	2015	2	-	1	1	2	2	3	1	3	-	1	3	6			19
		2016	1	4	1	2	2	-	-	-	-	-	-	-	10	66.7%	▲	10
Criminal	Uncontested Divorce	2015	25	17	25	29	14	20	19	15	16	18	18	14	110			230
		2016	15	17	25	17	15	-	-	-	-	-	-	-	89	-19.1%	▼	89
	Capital Murder	2016	-	-	4	-	1	-	-	-	-	-	-	-	5			5
	Misdemeanor	2015	86	67	39	38	58	83	42	67	55	64	100	32	288			731
		2016	80	69	95	72	54	-	-	-	-	-	-	-	370	28.5%	▲	370
	Non-Capital Felonies and Related Matters	2015	241	192	278	124	151	210	129	196	140	201	259	107	986			2,228
		2016	163	186	195	212	204	-	-	-	-	-	-	-	960	-2.6%	▼	960
	Other Criminally Related Matters	2015	15	16	13	18	13	11	6	11	10	8	6	9	75			136
		2016	3	3	7	10	7	-	-	-	-	-	-	-	30	-60.0%	▼	30
Other	Miscellaneous	2015	160	130	177	139	120	145	163	113	124	142	143	251	726			1,807
		2016	202	186	196	138	145	-	-	-	-	-	-	-	867	19.4%	▲	867
	Other	2015	-	2	3	1	1	2	-	-	4	1	1	1	7			16
		2016	1	-	1	2	1	-	-	-	-	-	-	-	5	-28.6%	▼	5

Court: Brunswick Circuit

Start/End Date: Jan-15 / May-16

2015 Average Month: 89

Jan-May 2015: 378

Filings Trending: Upward ▲

Circuit/Court ID: 6 206025


Type of Case: Filings

2016 Average Month:97

Jan-May 2016 : 484

Overall AVG. Month: 92

Monthly Filings Summary

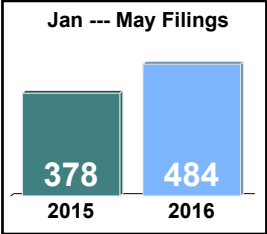


Jan 15-May 16

Totals

	2015	2016
Civil	78	33
Criminal	728	299
Other	266	152
Total	1,072	484

Jan --- May Filings



Jan --- May Filings

	2015	2016	% Change	Trending
Civil	23	33	43.5%	▲
Criminal	260	299	15.0%	▲
Other	95	152	60.0%	▲
Total	378	484	28.0%	▲

	Jan	Feb	Mar	Apr	May	Jun	Jul	Aug	Sep	Oct	Nov	Dec	Thru May	% Change	Trending	Total
2015	47	62	57	88	124	113	29	124	73	186	57	112	378			1,072
2016	70	140	104	130	40	-	-	-	-	-	-	-	484	28.0%	▲	484

			Jan	Feb	Mar	Apr	May	Jun	Jul	Aug	Sep	Oct	Nov	Dec	Thru May	% Change	Trending	Total
Civil	Contested Divorce	2015	-	-	1	-	1	-	2	2	1	2	-	1	2			10
		2016	1	1	3	-	3	-	-	-	-	-	-	-	8	300.0%	▲	8
	Domestic and Family - Lev	2015	-	-	-	3	-	2	-	-	-	4	1	-	3			10
		2015	-	-	-	-	1	-	-	-	-	-	-	-	1			1
	Domestic and Family - Level 2	2016	-	-	1	-	-	-	-	-	-	-	-	-	1	0.0%	↔	1
	General Civil - Level 2	2015	1	-	1	1	1	4	1	1	2	2	1	-	4			15
		2016	2	-	2	1	-	-	-	-	-	-	-	-	5	25.0%	▲	5
	General Civil - Level 3	2015	1	-	2	1	1	2	-	1	1	1	-	1	5			11
		2016	1	4	-	1	2	-	-	-	-	-	-	-	8	60.0%	▲	8
	Probates/Wills and Trusts	2015	-	-	-	-	-	1	1	-	1	-	-	-	0			3
Criminal	Protective Orders	2015	1	-	-	-	-	1	-	-	3	-	-	-	1	0.0%	↔	5
	Uncontested Divorce	2015	1	-	3	1	2	4	2	3	4	1	-	2	7			23
		2016	1	1	8	1	-	-	-	-	-	-	-	-	11	57.1%	▲	11
	Misdemeanor	2015	5	21	9	18	34	22	-	41	15	89	14	28	87			296
		2016	16	53	8	34	7	-	-	-	-	-	-	-	118	35.6%	▲	118
	Non-Capital Felonies and Related Matters	2015	12	23	24	33	62	51	11	54	12	60	10	31	154			383
Other	Other Criminally Related Matters	2015	1	4	-	14	-	6	-	4	4	6	-	10	19			49
		2016	2	11	-	7	4	-	-	-	-	-	-	-	24	26.3%	▲	24
	Miscellaneous	2015	25	14	17	17	22	20	12	18	30	21	31	39	95			266
		2016	34	36	37	24	20	-	-	-	-	-	-	-	151	58.9%	▲	151
Other			2016	-	-	-	-	1	-	-	-	-	-	-	1			1

Court: Greenville Circuit

Start/End Date: Jan-15 / May-16

2015 Average Month: 68

Jan-May 2015: 370

Filings Trending: Downward ▼

Circuit/Court ID: 6 206081

Type of Case: Filings

2016 Average Month:54

Jan-May 2016 : 269

Overall AVG. Month: 64

Monthly Filings Summary

Jan 15-May 16

Totals

	2015	2016
Civil	171	72
Criminal	575	172
Other	65	25
Total	811	269

Jan --- May Filings

370

269

2015

2016

Jan --- May Filings

	2015	2016	% Change	Trending
Civil	78	72	-7.7%	▼
Criminal	262	172	-34.4%	▼
Other	30	25	-16.7%	▼
Total	370	269	-27.3%	▼

	Jan	Feb	Mar	Apr	May	Jun	Jul	Aug	Sep	Oct	Nov	Dec	Thru May	% Change	Trending	Total
2015	33	93	54	130	60	47	75	43	96	62	52	66	370			811
2016	50	40	70	31	78	-	-	-	-	-	-	-	269	-27.3%	▼	269

			Jan	Feb	Mar	Apr	May	Jun	Jul	Aug	Sep	Oct	Nov	Dec	Thru May	% Change	Trending	Total
Civil	Contested Divorce	2015	-	1	2	-	-	1	1	3	2	1	-	-	3			11
		2016	3	4	3	1	1	-	-	-	-	-	-	-	12	300.0%	▲	12
	Domestic and Family - Level 1	2015	-	-	3	4	-	2	-	1	1	8	-	-	7			19
		2016	3	-	2	1	2	-	-	-	-	-	-	-	8	14.3%	▲	8
	Domestic and Family - Level 2	2015	1	-	-	-	-	-	-	1	-	-	1	-	1			3
		2016	1	-	3	-	-	-	-	-	-	-	-	-	4	300.0%	▲	4
	General Civil - Level 1	2015	-	-	1	2	-	-	-	-	1	-	-	1	3			5
		2016	1	-	-	-	-	-	-	-	-	-	-	-	1	-66.7%	▼	1
	General Civil - Level 2	2015	9	9	4	2	5	4	11	2	5	1	5	8	29			65
		2016	1	7	5	2	4	-	-	-	-	-	-	-	19	-34.5%	▼	19
	General Civil - Level 3	2015	2	2	-	1	5	2	-	1	9	-	4	2	10			28
		2016	5	3	4	2	4	-	-	-	-	-	-	-	18	80.0%	▲	18
Criminal	Probates/Wills and Trusts	2015	-	-	-	1	-	-	-	-	-	-	-	-	1			1
	Probates/Wills and Trusts	2015	-	-	-	-	-	1	-	-	-	-	1	-	0			2
	Uncontested Divorce	2015	1	7	6	3	7	3	2	3	1	2	2	-	24	0.0%	↔	37
		2016	2	1	3	3	1	-	-	-	-	-	-	-	10	-58.3%	▼	10
	Capital Murder	2016	-	-	-	-	1	-	-	-	-	-	-	-	1			1
	Misdemeanor	2015	2	5	7	21	6	6	13	4	31	6	6	11	41			118
Other		2016	6	6	12	7	6	-	-	-	-	-	-	-	37	-9.8%	▼	37
	Non-Capital Felonies and Related Matters	2015	12	54	22	81	30	19	38	21	33	40	23	38	199			411
		2016	23	11	31	10	52	-	-	-	-	-	-	-	127	-36.2%	▼	127
	Other Criminally Related Matters	2015	1	10	5	4	2	3	3	2	8	2	5	1	22			46
		2016	-	4	1	-	2	-	-	-	-	-	-	-	7	-68.2%	▼	7
	Miscellaneous	2015	5	5	4	11	5	6	7	4	5	2	5	5	30			64
Other		2016	5	4	6	5	5	-	-	-	-	-	-	-	25	-16.7%	▼	25
	Other	2015	-	-	-	-	-	-	-	1	-	-	-	-	0			1

Court: Prince George Circuit

Start/End Date: Jan-15 / May-16

2015 Average Month: 146

Jan-May 2015: 739

Filings Trending: Upward ▲

Circuit/Court ID: 6 206149


Type of Case: Filings

2016 Average Month:183

Jan-May 2016 : 916

Overall AVG. Month: 157

Monthly Filings Summary




Jan 15-May 16

Totals

	2015	2016
Civil	281	118
Criminal	590	316
Other	877	482
Total	1,748	916

Jan --- May Filings




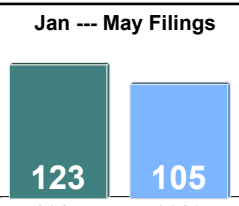
739 2015 916 2016

Jan --- May Filings

	2015	2016	% Change	Trending
Civil	125	118	-5.6%	▼
Criminal	265	316	19.2%	▲
Other	349	482	38.1%	▲
Total	739	916	24.0%	▲

	Jan	Feb	Mar	Apr	May	Jun	Jul	Aug	Sep	Oct	Nov	Dec	Thru May	% Change	Trending	Total
2015	160	129	194	140	116	110	167	113	125	127	142	225	739			1,748
2016	181	197	233	133	172	-	-	-	-	-	-	-	916	24.0%	▲	916

			Jan	Feb	Mar	Apr	May	Jun	Jul	Aug	Sep	Oct	Nov	Dec	Thru May	% Change	Trending	Total
Civil	Contested Divorce	2015	9	2	3	2	4	3	1	3	3	5	1	6	20			42
		2016	1	3	3	2	5	-	-	-	-	-	-	-	14	-30.0%	▼	14
	Domestic and Family - Level 1	2015	-	2	1	5	1	5	-	5	4	6	-	1	9			30
		2016	6	6	5	2	6	-	-	-	-	-	-	-	25	177.8%	▲	25
	Domestic and Family - Level 2	2015	-	-	2	1	1	-	-	-	-	1	1	-	4			6
		2016	3	-	4	1	-	-	-	-	-	-	-	-	8	100.0%	▲	8
	General Civil - Level 1	2015	1	-	-	1	1	-	-	1	-	-	-	-	3			4
	General Civil - Level 2	2015	2	2	2	9	7	7	3	2	3	6	3	4	22			50
		2016	2	4	2	3	-	-	-	-	-	-	-	-	11	-50.0%	▼	11
	General Civil - Level 3	2015	1	2	1	1	5	2	1	-	3	-	-	2	10			18
Criminal		2016	-	1	3	1	1	-	-	-	-	-	-	-	6	-40.0%	▼	6
	Probates/Wills and Trusts - Level 2	2015	-	1	-	2	-	3	-	1	1	-	-	1	3			9
		2016	-	1	-	1	-	-	-	-	-	-	-	-	2	-33.3%	▼	2
	Uncontested Divorce	2015	11	6	19	9	9	11	15	10	7	9	9	7	54			122
		2016	8	11	12	8	13	-	-	-	-	-	-	-	52	-3.7%	▼	52
	Capital Murder	2016	-	-	1	-	-	-	-	-	-	-	-	-	1			1
	Misdemeanor	2015	20	1	32	8	10	6	21	8	8	9	10	11	71			144
		2016	9	11	16	8	19	-	-	-	-	-	-	-	63	-11.3%	▼	63
	Non-Capital Felonies and Related Matters	2015	40	44	43	33	27	7	49	10	42	30	37	56	187			418
		2016	63	37	49	20	70	-	-	-	-	-	-	-	239	27.8%	▲	239
Other	Other Criminally Related Matters	2015	-	1	3	-	3	1	3	2	1	5	3	6	7			28
		2016	-	4	2	5	2	-	-	-	-	-	-	-	13	85.7%	▲	13
	Miscellaneous	2015	76	68	88	68	47	65	74	71	53	56	75	131	347			872
		2016	88	117	136	82	55	-	-	-	-	-	-	-	478	37.8%	▲	478
	Other	2015	-	-	-	1	1	-	-	-	-	-	3	-	2			5
		2016	1	2	-	-	1	-	-	-	-	-	-	-	4	100.0%	▲	4

Court: Surry Circuit			Circuit/Court ID: 6 206181																											
Start/End Date: Jan-15 / May-16			Type of Case: Filings																											
2015 Average Month: 23			2016 Average Month:21																											
Jan-May 2015: 123			Jan-May 2016 : 105																											
Filings Trending: Downward ▼			Overall AVG. Month: 22																											
			<div>Monthly Filings Summary</div> <div></div> <div>Jan 15-May 16</div>																											
			<div>Totals</div> <table><tr><td></td><td>2015</td><td>2016</td></tr><tr><td>Civil</td><td>56</td><td>20</td></tr><tr><td>Criminal</td><td>43</td><td>29</td></tr><tr><td>Other</td><td>172</td><td>56</td></tr><tr><td>Total</td><td>271</td><td>105</td></tr></table>				2015	2016	Civil	56	20	Criminal	43	29	Other	172	56	Total	271	105										
	2015	2016																												
Civil	56	20																												
Criminal	43	29																												
Other	172	56																												
Total	271	105																												
			<div>Jan --- May Filings</div> <div></div> <div>123 2015 105 2016</div>																											
			<div>Jan --- May Filings</div> <table><tr><td></td><td>2015</td><td>2016</td><td>% Change</td><td>Trending</td></tr><tr><td>Civil</td><td>32</td><td>20</td><td>-37.5%</td><td>▼</td></tr><tr><td>Criminal</td><td>18</td><td>29</td><td>61.1%</td><td>▲</td></tr><tr><td>Other</td><td>73</td><td>56</td><td>-23.3%</td><td>▼</td></tr><tr><td>Total</td><td>123</td><td>105</td><td>-14.6%</td><td>▼</td></tr></table>				2015	2016	% Change	Trending	Civil	32	20	-37.5%	▼	Criminal	18	29	61.1%	▲	Other	73	56	-23.3%	▼	Total	123	105	-14.6%	▼
	2015	2016	% Change	Trending																										
Civil	32	20	-37.5%	▼																										
Criminal	18	29	61.1%	▲																										
Other	73	56	-23.3%	▼																										
Total	123	105	-14.6%	▼																										

			Jan	Feb	Mar	Apr	May	Jun	Jul	Aug	Sep	Oct	Nov	Dec	Thru May	% Change	Trending	Total
2015			30	15	41	19	18	16	19	19	17	13	26	38	123			271
2016			21	22	31	15	16	-	-	-	-	-	-	-	105	-14.6%	▼	105

			Jan	Feb	Mar	Apr	May	Jun	Jul	Aug	Sep	Oct	Nov	Dec	Thru May	% Change	Trending	Total
Civil	Contested Divorce	2015	-	-	1	-	1	-	-	1	-	-	-	1	-	2		4
		2016	1	-	-	1	-	-	-	-	-	-	-	-	2	0.0%	↔	2
	Domestic and Family - Level 2	2015	-	-	-	1	-	-	-	-	-	-	-	-	1			1
		2016	-	-	-	-	1	-	-	-	-	-	-	-	1	0.0%	↔	1
	General Civil - Level 1	2015	1	-	-	-	-	-	-	-	-	-	-	-	1			1
		2016	-	-	1	-	-	-	-	-	-	-	-	-	1	0.0%	↔	1
	General Civil - Level 2	2015	1	2	-	2	2	3	-	-	-	1	2	-	1	7		14
		2016	-	-	-	1	1	-	-	-	-	-	-	-	2	-71.4%	▼	2
	General Civil - Level 3	2015	4	1	8	1	1	-	1	2	-	1	-	-	15			19
		2016	-	1	1	4	2	-	-	-	-	-	-	-	8	-46.7%	▼	8
Probates/Wills and Trusts - Level 2	2015	-	-	-	-	1	1	-	-	-	-	-	-	1			2	
	2016	-	1	-	-	-	-	-	-	-	-	-	-	1	0.0%	↔	1	
Uncontested Divorce	2015	1	-	3	-	1	1	2	2	3	-	2	-	5			15	
	2016	3	-	1	1	-	-	-	-	-	-	-	-	5	0.0%	↔	5	
Criminal	Misdemeanor	2015	1	-	-	2	2	1	-	-	2	3	1	3	5			15
		2016	-	-	1	1	-	-	-	-	-	-	-	-	2	-60.0%	▼	2
	Non-Capital Felonies and Related Matters	2015	2	-	3	4	1	-	-	1	2	-	1	8	10			22
		2016	2	-	16	1	7	-	-	-	-	-	-	-	26	160.0%	▲	26
Other Criminally Related Matters	2015	1	-	-	1	1	-	-	-	-	-	-	-	3	3		6	
	2016	1	-	-	-	-	-	-	-	-	-	-	-	1	-66.7%	▼	1	
Other	Miscellaneous	2015	17	12	26	8	8	10	16	13	9	7	21	23	71			170
		2016	14	20	11	6	5	-	-	-	-	-	-	-	56	-21.1%	▼	56
	Other	2015	2	-	-	-	-	-	-	-	-	-	-	-	2			2

Court: Sussex Circuit

Start/End Date: Jan-15 / May-16

2015 Average Month: 49

Jan-May 2015: 249

Filings Trending: Upward ▲

Circuit/Court ID: 6 206183

Type of Case: Filings

2016 Average Month:53

Jan-May 2016 : 265

Overall AVG. Month: 50

Monthly Filings Summary

Jan 15-May 16

Totals

	2015	2016
Civil	90	24
Criminal	317	147
Other	183	94
Total	590	265

Jan --- May Filings

249

265

2015

2016

Jan --- May Filings

	2015	2016	% Change	Trending
Civil	35	24	-31.4%	▼
Criminal	135	147	8.9%	▲
Other	79	94	19.0%	▲
Total	249	265	6.4%	▲

	Jan	Feb	Mar	Apr	May	Jun	Jul	Aug	Sep	Oct	Nov	Dec	Thru May	% Change	Trending	Total
2015	52	38	69	54	36	43	37	44	52	50	66	49	249			590
2016	38	68	69	35	55	-	-	-	-	-	-	-	265	6.4%	▲	265

			Jan	Feb	Mar	Apr	May	Jun	Jul	Aug	Sep	Oct	Nov	Dec	Thru May	% Change	Trending	Total
Civil	Administrative Law	2015	-	-	1	-	-	1	-	-	-	-	-	-	1			2
	Contested Divorce	2015	2	3	2	1	-	-	1	1	3	1	-	1	8			15
		2016	-	-	3	2	-	-	-	-	-	-	-	-	5	-37.5%	▼	5
	Domestic and Family - Lev	2015	-	-	-	1	-	-	-	-	-	-	-	-	1			1
	General Civil - Level 2	2015	-	6	1	-	-	5	3	5	-	4	2	1	7			27
		2016	-	1	6	1	2	-	-	-	-	-	-	-	10	42.9%	▲	10
	General Civil - Level 3	2015	-	-	2	4	1	-	1	1	10	1	1	-	7			21
		2016	-	1	-	-	1	-	-	-	-	-	-	-	2	-71.4%	▼	2
	Probates/Wills and Trusts - Level 2	2015	-	-	-	-	-	-	1	1	-	-	-	3	0			5
		2016	-	-	2	-	-	-	-	-	-	-	-	-	2	0.0%	↔	2
Criminal	Uncontested Divorce	2015	1	4	3	2	1	2	-	3	1	2	-	-	11			19
		2016	-	1	1	2	1	-	-	-	-	-	-	-	5	-54.5%	▼	5
	Misdemeanor	2015	7	3	7	9	5	10	6	7	5	6	9	9	31			83
		2016	4	8	11	1	11	-	-	-	-	-	-	-	35	12.9%	▲	35
	Non-Capital Felonies and Related Matters	2015	20	2	35	12	8	10	13	12	12	15	34	11	77			184
		2016	14	37	19	7	20	-	-	-	-	-	-	-	97	26.0%	▲	97
Other	Other Criminally Related Matters	2015	8	7	2	8	2	3	2	5	2	5	2	4	27			50
		2016	1	3	4	1	6	-	-	-	-	-	-	-	15	-44.4%	▼	15
	Miscellaneous	2015	14	13	15	17	19	12	10	9	19	16	18	20	78			182
		2016	19	17	23	20	14	-	-	-	-	-	-	-	93	19.2%	▲	93
	Other	2015	-	-	1	-	-	-	-	-	-	-	-	-	1			1
		2016	-	-	-	1	-	-	-	-	-	-	-	-	1	0.0%	↔	1

Court: Hopewell Circuit

Start/End Date: Jan-15 / May-16

2015 Average Month: 113

Jan-May 2015: 530

Filings Trending: Upward ▲

Circuit/Court ID: 6 206670


Type of Case: Filings

2016 Average Month:132

Jan-May 2016 : 660

Overall AVG. Month: 118

Monthly Filings Summary

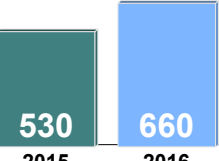


Jan 15-May 16

Totals

	2015	2016
Civil	216	111
Criminal	764	360
Other	370	189
Total	1,350	660

Jan --- May Filings



530 660

2015 2016

Jan --- May Filings

	2015	2016	% Change	Trending
Civil	97	111	14.4%	▲
Criminal	289	360	24.6%	▲
Other	144	189	31.3%	▲
Total	530	660	24.5%	▲

	Jan	Feb	Mar	Apr	May	Jun	Jul	Aug	Sep	Oct	Nov	Dec	Thru May	% Change	Trending	Total
2015	99	135	141	108	47	91	63	121	141	154	122	128	530			1,350
2016	128	118	168	145	101	-	-	-	-	-	-	-	660	24.5%	▲	660

			Jan	Feb	Mar	Apr	May	Jun	Jul	Aug	Sep	Oct	Nov	Dec	Thru May	% Change	Trending	Total
Civil	Contested Divorce	2015	3	4	2	4	2	3	-	2	-	2	2	-	15			24
		2016	-	1	4	1	3	-	-	-	-	-	-	-	9	-40.0%	▼	9
	Domestic and Family - Level 1	2015	1	5	10	-	1	2	2	14	9	7	6	4	17			61
		2016	4	9	14	6	7	-	-	-	-	-	-	-	40	135.3%	▲	40
	Domestic and Family - Level 2	2015	-	-	1	2	-	-	-	1	-	1	2	-	3			7
		2016	-	-	2	2	1	-	-	-	-	-	-	-	5	66.7%	▲	5
	General Civil - Level 1	2015	-	-	-	-	-	1	-	-	-	-	-	1	0			2
		2016	-	-	1	-	-	-	-	-	-	-	-	-	1	0.0%	↔	1
	General Civil - Level 2	2015	3	2	9	3	3	-	2	3	1	5	2	1	20			34
		2016	3	7	5	4	1	-	-	-	-	-	-	-	20	0.0%	↔	20
	General Civil - Level 3	2015	2	5	-	1	3	2	1	-	4	2	3	-	11			23
		2016	3	2	8	-	1	-	-	-	-	-	-	-	14	27.3%	▲	14
	Probates/Wills and Trusts	2015	-	-	-	-	-	1	-	-	-	-	-	-	0			1
	Probates/Wills and Trusts - Level 2	2015	3	-	1	2	1	2	1	1	1	-	2	-	7	0.0%	↔	14
Criminal		2016	4	-	-	1	1	-	-	-	-	-	-	-	6	-14.3%	▼	6
	Protective Orders	2016	-	-	1	-	-	-	-	-	-	-	-	-	1			1
	Uncontested Divorce	2015	1	5	7	5	6	8	1	4	4	2	6	1	24			50
		2016	3	2	5	2	3	-	-	-	-	-	-	-	15	-37.5%	▼	15
	Misdemeanor	2015	9	38	14	10	6	14	6	14	14	24	23	19	77			191
		2016	18	9	26	22	26	-	-	-	-	-	-	-	101	31.2%	▲	101
	Non-Capital Felonies and Related Matters	2015	49	41	46	56	9	36	22	37	84	78	41	55	201			554
		2016	60	43	58	59	32	-	-	-	-	-	-	-	252	25.4%	▲	252
	Other Criminally Related Matters	2015	-	1	3	4	3	1	1	-	1	1	2	2	11			19
		2016	-	2	1	2	2	-	-	-	-	-	-	-	7	-36.4%	▼	7
Oth	Miscellaneous	2015	28	34	48	21	13	21	27	45	23	32	33	45	144			370
		2016	33	43	43	46	24	-	-	-	-	-	-	-	189	31.3%	▲	189

Court: Newport News Circuit

Start/End Date: Jan-15 / May-16

2015 Average Month: 788

Jan-May 2015: 4,173

Filings Trending: Downward ▼

Circuit/Court ID: 7 207700


Type of Case: Filings

2016 Average Month: 776

Jan-May 2016 : 3,878

Overall AVG. Month: 785

Monthly Filings Summary

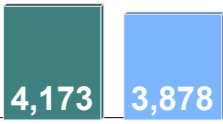


Jan 15-May 16

Totals

	2015	2016
Civil	1,865	800
Criminal	4,470	1,618
Other	3,126	1,460
Total	9,461	3,878

Jan --- May Filings



4,173 2015 3,878 2016

Jan --- May Filings

	2015	2016	% Change	Trending
Civil	774	800	3.4%	▲
Criminal	2,103	1,618	-23.1%	▼
Other	1,296	1,460	12.7%	▲
Total	4,173	3,878	-7.1%	▼

	Jan	Feb	Mar	Apr	May	Jun	Jul	Aug	Sep	Oct	Nov	Dec	Thru May	% Change	Trending	Total
2015	911	774	916	888	684	761	765	602	757	817	689	897	4,173			9,461
2016	751	726	1,157	643	601	-	-	-	-	-	-	-	3,878	-7.1%	▼	3,878

			Jan	Feb	Mar	Apr	May	Jun	Jul	Aug	Sep	Oct	Nov	Dec	Thru May	% Change	Trending	Total
Civil	Administrative Law	2015	1	-	1	-	1	-	-	2	1	-	-	-	3			6
		2016	-	-	1	-	-	-	-	-	-	-	-	-	1	-66.7%	▼	1
	Contested Divorce	2015	15	17	26	27	13	11	17	15	17	22	15	10	98			205
		2016	19	21	29	14	18	-	-	-	-	-	-	-	101	3.1%	▲	101
	Domestic and Family - Level 1	2015	20	15	13	13	19	23	21	16	13	24	18	26	80			221
		2016	4	20	32	22	22	-	-	-	-	-	-	-	100	25.0%	▲	100
	Domestic and Family - Level 2	2015	4	6	-	9	5	4	7	13	3	8	4	3	24			66
		2016	5	4	5	4	3	-	-	-	-	-	-	-	21	-12.5%	▼	21
	General Civil - Level 1	2015	9	4	65	12	2	61	19	5	35	6	20	8	92			246
		2016	7	34	6	38	6	-	-	-	-	-	-	-	91	-1.1%	▼	91
	General Civil - Level 2	2015	31	19	27	37	32	20	36	45	36	34	28	26	146			371
		2016	30	33	26	23	27	-	-	-	-	-	-	-	139	-4.8%	▼	139
	General Civil - Level 3	2015	16	10	15	9	12	12	17	12	14	14	26	17	62			174
		2016	12	34	23	13	12	-	-	-	-	-	-	-	94	51.6%	▲	94
	Probates/Wills and Trusts - Level 1	2015	-	3	-	2	-	1	-	-	1	-	-	-	5			7
		2016	-	1	-	-	1	-	-	-	-	-	-	-	2	-60.0%	▼	2
	Probates/Wills and Trusts - Level 2	2015	-	-	-	-	-	-	-	1	-	1	1	-	0			3
		2016	-	1	-	1	-	-	-	-	-	-	-	-	2	0.0%	↔	2
	Protective Orders	2015	5	5	3	4	1	2	2	6	5	3	1	1	18			38
		2016	2	7	2	5	6	-	-	-	-	-	-	-	22	22.2%	▲	22
	Uncontested Divorce	2015	47	50	46	52	51	56	45	42	24	34	45	36	246			528
		2016	32	53	55	41	46	-	-	-	-	-	-	-	227	-7.7%	▼	227
Criminal	Misdemeanor	2015	109	116	112	110	74	78	63	37	70	59	68	64	521			960
		2016	103	46	103	57	74	-	-	-	-	-	-	-	383	-26.5%	▼	383
	Non-Capital Felonies and Related Matters	2015	325	205	188	226	210	158	235	100	236	288	162	315	1,154			2,648
		2016	183	36	437	134	101	-	-	-	-	-	-	-	891	-22.8%	▼	891
Other	Other Criminally Related Matters	2015	90	80	82	111	65	83	49	44	72	75	61	50	428			862
		2016	45	77	79	57	86	-	-	-	-	-	-	-	344	-19.6%	▼	344
	Miscellaneous	2015	200	204	291	248	168	209	204	212	183	206	201	315	1,111			2,641
		2016	287	324	334	211	180	-	-	-	-	-	-	-	1,336	20.3%	▲	1,336
	Other	2015	39	40	47	28	31	43	50	52	47	43	39	26	185			485
		2016	22	35	25	23	19	-	-	-	-	-	-	-	124	-33.0%	▼	124

Court: Hampton Circuit

Start/End Date: Jan-15 / May-16

2015 Average Month: 636

Jan-May 2015: 3,223

Filings Trending: Upward ▲

Circuit/Court ID: 8 208650


Type of Case: Filings

2016 Average Month:699

Jan-May 2016 : 3,495

Overall AVG. Month: 655

Monthly Filings Summary




Jan 15-May 16

Totals

	2015	2016
Civil	1,747	596
Criminal	3,024	1,546
Other	2,861	1,353
Total	7,632	3,495

Jan --- May Filings



3,223 2015      3,495 2016

Jan --- May Filings

	2015	2016	% Change	Trending
Civil	732	596	-18.6%	▼
Criminal	1,255	1,546	23.2%	▲
Other	1,236	1,353	9.5%	▲
Total	3,223	3,495	8.4%	▲

	Jan	Feb	Mar	Apr	May	Jun	Jul	Aug	Sep	Oct	Nov	Dec	Thru May	% Change	Trending	Total
2015	607	522	734	746	614	685	625	583	587	657	571	701	3,223			7,632
2016	672	693	834	682	614	-	-	-	-	-	-	-	3,495	8.4%	▲	3,495

			Jan	Feb	Mar	Apr	May	Jun	Jul	Aug	Sep	Oct	Nov	Dec	Thru May	% Change	Trending	Total
Civil	Administrative Law	2015	-	1	-	-	-	-	-	-	2	-	1	1	1			5
		2016	-	-	1	1	-	-	-	-	-	-	-	-	2	100.0%	▲	2
	Contested Divorce	2015	13	9	17	22	11	18	18	15	15	21	20	14	72			193
		2016	11	17	23	18	12	-	-	-	-	-	-	-	81	12.5%	▲	81
	Domestic and Family - Level 1	2015	11	15	11	5	24	19	21	12	19	17	10	24	66			188
		2016	12	19	23	32	14	-	-	-	-	-	-	-	100	51.5%	▲	100
	Domestic and Family - Level 2	2015	7	45	51	115	1	84	5	47	4	50	36	21	219			466
		2016	29	5	4	2	7	-	-	-	-	-	-	-	47	-78.5%	▼	47
	General Civil - Level 1	2015	2	2	3	2	-	1	-	-	3	3	-	4	9			20
		2016	-	-	-	-	2	-	-	-	-	-	-	-	2	-77.8%	▼	2
	General Civil - Level 2	2015	20	19	26	29	24	24	25	19	30	20	20	19	118			275
		2016	24	28	12	23	29	-	-	-	-	-	-	-	116	-1.7%	▼	116
	General Civil - Level 3	2015	9	7	12	10	10	17	9	10	14	10	11	7	48			126
		2016	10	14	12	7	10	-	-	-	-	-	-	-	53	10.4%	▲	53
	Probates/Wills and Trusts - Level 1	2015	-	-	-	-	-	-	2	1	1	-	1	-	0			5
		2016	1	1	1	-	1	-	-	-	-	-	-	-	4	0.0%	↔	4
	Probates/Wills and Trusts - Level 2	2015	6	1	5	2	7	8	5	3	5	1	3	4	21			50
		2016	4	8	3	5	4	-	-	-	-	-	-	-	24	14.3%	▲	24
Criminal	Uncontested Divorce	2015	25	24	46	38	45	38	43	30	33	36	36	25	178			419
		2016	30	40	35	33	29	-	-	-	-	-	-	-	167	-6.2%	▼	167
	Misdemeanor	2015	59	59	61	49	48	80	50	61	62	63	58	53	276			703
		2016	47	62	95	62	77	-	-	-	-	-	-	-	343	24.3%	▲	343
	Non-Capital Felonies and Related Matters	2015	166	120	144	175	185	169	185	111	188	174	138	159	790			1,914
		2016	173	166	227	209	190	-	-	-	-	-	-	-	965	22.2%	▲	965
	Other Criminally Related Matters	2015	47	29	32	55	26	24	33	39	19	42	35	26	189			407
		2016	56	24	53	50	55	-	-	-	-	-	-	-	238	25.9%	▲	238
	Miscellaneous	2015	198	149	266	173	180	156	179	178	130	179	158	286	966			2,232
		2016	228	250	289	181	151	-	-	-	-	-	-	-	1,099	13.8%	▲	1,099
Other	Other	2015	44	42	60	71	53	47	50	57	62	41	44	58	270			629
		2016	47	59	56	59	33	-	-	-	-	-	-	-	254	-5.9%	▼	254

Court: Charles City Circuit

Start/End Date: Jan-15 / May-16

2015 Average Month: 24

Jan-May 2015: 110

Filings Trending: Upward ▲

Circuit/Court ID: 9 209036


Type of Case: Filings

2016 Average Month:54

Jan-May 2016 : 272

Overall AVG. Month: 33

Monthly Filings Summary

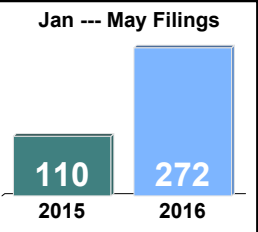


Jan 15-May 16

Totals

	2015	2016
Civil	45	15
Criminal	94	154
Other	151	103
Total	290	272

Jan --- May Filings



110 272

2015 2016

Jan --- May Filings

	2015	2016	% Change	Trending
Civil	19	15	-21.1%	▼
Criminal	29	154	431.0%	▲
Other	62	103	66.1%	▲
Total	110	272	147.3%	▲

	Jan	Feb	Mar	Apr	May	Jun	Jul	Aug	Sep	Oct	Nov	Dec	Thru May	% Change	Trending	Total
2015	19	19	24	33	15	25	30	17	33	23	26	26	110			290
2016	47	46	34	28	117	-	-	-	-	-	-	-	272	147.3%	▲	272

			Jan	Feb	Mar	Apr	May	Jun	Jul	Aug	Sep	Oct	Nov	Dec	Thru May	% Change	Trending	Total
Civil	Contested Divorce	2015	2	-	-	-	-	-	-	-	-	-	1	-	2			3
	Domestic and Family - Level 1	2015	-	-	-	-	-	-	1	-	-	-	-	-	0			1
		2016	-	-	-	-	1	-	-	-	-	-	-	-	1	0.0%	↔	1
	Domestic and Family - Lev	2015	-	-	-	-	-	-	-	-	1	-	-	-	0			1
	General Civil - Level 1	2015	-	-	1	-	-	-	-	-	-	-	-	1	1	0.0%	↔	2
	General Civil - Level 2	2015	2	2	1	2	1	-	2	-	2	1	1	2	8			16
		2016	1	-	3	1	-	-	-	-	-	-	-	-	5	-37.5%	▼	5
	General Civil - Level 3	2015	-	2	-	2	2	2	2	-	1	-	2	1	6			14
		2016	-	3	1	1	-	-	-	-	-	-	-	-	5	-16.7%	▼	5
	Probates/Wills and Trusts	2015	-	-	-	1	-	-	-	-	-	-	-	1	1			2
Criminal	Protective Orders	2016	-	-	1	-	-	-	-	-	-	-	-	-	1			1
	Uncontested Divorce	2015	-	1	-	-	-	-	1	-	-	2	1	1	1			6
		2016	-	2	-	1	-	-	-	-	-	-	-	-	3	200.0%	▲	3
	Misdemeanor	2015	2	-	-	5	-	2	2	-	4	6	2	2	7			25
		2016	20	13	6	2	89	-	-	-	-	-	-	-	130	1,757.1%	▲	130
	Non-Capital Felonies and Related Matters	2015	2	-	2	5	8	6	9	1	13	5	1	5	17			57
Other		2016	2	7	4	1	6	-	-	-	-	-	-	-	20	17.6%	▲	20
	Other Criminally Related Matters	2015	-	1	2	1	1	-	1	3	-	-	1	2	5			12
		2016	-	-	2	-	2	-	-	-	-	-	-	-	4	-20.0%	▼	4
	Miscellaneous	2015	11	13	17	16	3	15	12	12	10	9	16	11	60			145
		2016	24	21	16	20	11	-	-	-	-	-	-	-	92	53.3%	▲	92
	Other	2015	-	-	1	1	-	-	-	1	2	-	1	-	2			6
			2016	-	-	1	2	8	-	-	-	-	-	-	11	450.0%	▲	11

Court: Gloucester Circuit

Start/End Date: Jan-15 / May-16

2015 Average Month: 199

Jan-May 2015: 1,041

Filings Trending: Upward ▲

Circuit/Court ID: 9 209073

Type of Case: Filings

2016 Average Month:257

Jan-May 2016 : 1,284

Overall AVG. Month: 216

Monthly Filings Summary

Jan 15-May 16

Totals

	2015	2016
Civil	396	201
Criminal	835	426
Other	1,151	657
Total	2,382	1,284

Jan --- May Filings

1,041 2015      1,284 2016

Jan --- May Filings

	2015	2016	% Change	Trending
Civil	184	201	9.2%	▲
Criminal	385	426	10.6%	▲
Other	472	657	39.2%	▲
Total	1,041	1,284	23.3%	▲

	Jan	Feb	Mar	Apr	May	Jun	Jul	Aug	Sep	Oct	Nov	Dec	Thru May	% Change	Trending	Total
2015	190	268	221	194	168	167	228	159	175	196	186	230	1,041			2,382
2016	265	251	302	224	242	-	-	-	-	-	-	-	1,284	23.3%	▲	1,284

			Jan	Feb	Mar	Apr	May	Jun	Jul	Aug	Sep	Oct	Nov	Dec	Thru May	% Change	Trending	Total
Civil	Administrative Law	2015	-	-	-	-	-	-	-	1	-	-	-	-	0			1
	Contested Divorce	2015	3	3	7	3	6	7	5	4	1	5	5	2	22	0.0%	↔	51
		2016	3	10	10	2	5	-	-	-	-	-	-	-	30	36.4%	▲	30
	Domestic and Family - Level 1	2015	6	3	6	-	-	5	8	2	-	1	2	3	15			36
		2016	9	5	6	-	6	-	-	-	-	-	-	-	26	73.3%	▲	26
	Domestic and Family - Level 2	2015	-	3	1	1	3	2	4	2	1	3	-	-	8			20
		2016	-	2	5	1	1	-	-	-	-	-	-	-	9	12.5%	▲	9
	General Civil - Level 1	2015	-	-	-	-	-	-	1	1	-	-	-	-	0			2
	General Civil - Level 2	2015	3	9	9	4	9	12	5	5	7	9	4	5	34	0.0%	↔	81
		2016	5	5	17	5	5	-	-	-	-	-	-	-	37	8.8%	▲	37
	General Civil - Level 3	2015	2	-	2	33	5	4	4	3	-	3	5	3	42			64
		2016	2	4	2	24	1	-	-	-	-	-	-	-	33	-21.4%	▼	33
	Probates/Wills and Trusts	2015	-	1	1	-	-	1	-	-	-	-	-	-	2			3
	Probates/Wills and Trusts - Level 2	2015	3	1	2	-	1	-	2	-	-	1	2	1	7			13
		2016	-	1	2	-	-	-	-	-	-	-	-	-	3	-57.1%	▼	3
	Protective Orders	2015	-	-	-	2	1	1	-	3	-	-	1	-	3			8
		2016	-	-	-	1	-	-	-	-	-	-	-	-	1	-66.7%	▼	1
Criminal	Uncontested Divorce	2015	7	13	12	11	8	7	13	12	12	7	12	3	51			117
		2016	12	12	22	5	11	-	-	-	-	-	-	-	62	21.6%	▲	62
	Capital Murder	2015	-	-	-	-	-	-	-	-	1	-	-	-	0			1
	Misdemeanor	2015	17	19	32	17	16	15	24	13	27	18	17	20	101	0.0%	↔	235
		2016	27	20	21	18	33	-	-	-	-	-	-	-	119	17.8%	▲	119
	Non-Capital Felonies and Related Matters	2015	33	103	45	35	40	32	54	24	45	46	19	42	256			518
Other		2016	65	37	44	47	86	-	-	-	-	-	-	-	279	9.0%	▲	279
	Other Criminally Related Matters	2015	3	7	5	4	9	2	9	6	5	8	18	5	28			81
		2016	1	4	12	6	5	-	-	-	-	-	-	-	28	0.0%	↔	28
	Miscellaneous	2015	99	78	86	68	53	64	75	72	53	80	78	127	384			933
		2016	118	119	138	84	64	-	-	-	-	-	-	-	523	36.2%	▲	523
	Other	2015	14	28	13	16	17	15	24	11	23	15	23	19	88			218
		2016	23	32	23	31	25	-	-	-	-	-	-	-	134	52.3%	▲	134

Court: King & Queen Circuit

Start/End Date: Jan-15 / May-16

2015 Average Month: 36

Jan-May 2015: 205

Filings Trending: Downward ▼

Circuit/Court ID: 9 209097


Type of Case: Filings

2016 Average Month:30

Jan-May 2016 : 152

Overall AVG. Month: 35

Monthly Filings Summary

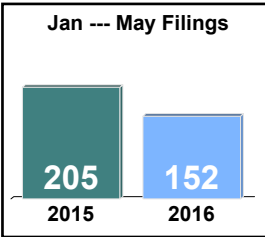


Jan 15-May 16

Totals

	2015	2016
Civil	66	24
Criminal	221	55
Other	150	73
Total	437	152

Jan --- May Filings



205 2015 152 2016

Jan --- May Filings

	2015	2016	% Change	Trending
Civil	17	24	41.2%	▲
Criminal	127	55	-56.7%	▼
Other	61	73	19.7%	▲
Total	205	152	-25.9%	▼

	Jan	Feb	Mar	Apr	May	Jun	Jul	Aug	Sep	Oct	Nov	Dec	Thru May	% Change	Trending	Total
2015	20	86	29	57	13	26	35	23	38	62	20	28	205			437
2016	22	42	30	44	14	-	-	-	-	-	-	-	152	-25.9%	▼	152

		Jan	Feb	Mar	Apr	May	Jun	Jul	Aug	Sep	Oct	Nov	Dec	Thru May	% Change	Trending	Total
Civil	Administrative Law	2015	1	-	-	-	-	-	-	-	1	-	-	1			2
	Contested Divorce	2015	-	-	2	1	1	-	1	-	1	-	1	3			7
		2016	-	-	-	2	-	-	-	-	-	-	-	2	-33.3%	▼	2
	Domestic and Family - Level 1	2015	1	-	-	2	1	1	6	-	-	-	-	4			11
		2016	-	-	-	2	1	-	-	-	-	-	-	3	-25.0%	▼	3
	Domestic and Family - Lev	2015	-	-	-	-	3	-	-	-	-	-	-	0			3
	General Civil - Level 2	2015	-	-	1	2	1	-	2	-	1	-	2	3	0.0%	↔	9
		2016	-	1	2	2	-	-	-	-	-	-	-	5	66.7%	▲	5
	General Civil - Level 3	2015	1	-	-	1	1	-	2	1	6	4	4	3			20
		2016	1	3	-	-	-	-	-	-	-	-	-	4	33.3%	▲	4
Criminal	Probates/Wills and Trusts	2016	-	1	-	-	-	-	-	-	-	-	-	1			1
	Probates/Wills and Trusts - Level 2	2015	-	-	-	-	-	-	1	1	-	-	-	0			2
		2016	-	-	1	-	1	-	-	-	-	-	-	2	0.0%	↔	2
	Uncontested Divorce	2015	2	1	-	-	1	3	1	1	2	1	-	3			12
Criminal		2016	1	2	3	1	-	-	-	-	-	-	-	7	133.3%	▲	7
	Misdemeanor	2015	4	15	3	9	1	1	4	1	6	13	3	32			61
		2016	1	4	1	4	-	-	-	-	-	-	-	10	-68.8%	▼	10
	Non-Capital Felonies and Related Matters	2015	2	55	1	30	3	2	7	2	8	26	2	91			150
Other		2016	3	9	5	19	2	-	-	-	-	-	-	38	-58.2%	▼	38
	Other Criminally Related Matters	2015	-	2	-	2	-	1	2	-	3	-	-	4			10
		2016	2	1	3	-	1	-	-	-	-	-	-	7	75.0%	▲	7
	Miscellaneous	2015	9	13	22	7	14	16	8	13	14	10	12	58			145
Other		2016	14	21	14	16	7	-	-	-	-	-	-	72	24.1%	▲	72
	Other	2015	-	-	-	3	-	1	1	-	-	-	-	3			5
Other		2016	-	-	1	-	-	-	-	-	-	-	-	1	-66.7%	▼	1

Court: King William Circuit

Start/End Date: Jan-15 / May-16

2015 Average Month: 66

Jan-May 2015: 347

Filings Trending: Upward ▲

Circuit/Court ID: 9 209101


Type of Case: Filings

2016 Average Month:79

Jan-May 2016 : 395

Overall AVG. Month: 70

Monthly Filings Summary

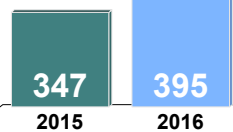


Jan 15-May 16

Totals

	2015	2016
Civil	120	36
Criminal	256	135
Other	414	224
Total	790	395

Jan --- May Filings



347 395

2015 2016

Jan --- May Filings

	2015	2016	% Change	Trending
Civil	48	36	-25.0%	▼
Criminal	147	135	-8.2%	▼
Other	152	224	47.4%	▲
Total	347	395	13.8%	▲

	Jan	Feb	Mar	Apr	May	Jun	Jul	Aug	Sep	Oct	Nov	Dec	Thru May	% Change	Trending	Total
2015	105	54	50	75	63	64	62	41	48	82	43	103	347			790
2016	63	126	87	74	45	-	-	-	-	-	-	-	395	13.8%	▲	395

			Jan	Feb	Mar	Apr	May	Jun	Jul	Aug	Sep	Oct	Nov	Dec	Thru May	% Change	Trending	Total
Civil	Administrative Law	2015	-	-	-	-	-	-	1	-	-	-	-	-	0			1
	Contested Divorce	2015	-	-	1	-	-	-	-	-	1	2	1	2	1	0.0%	↔	7
		2016	1	-	-	1	-	-	-	-	-	-	-	-	2	100.0%	▲	2
	Domestic and Family - Level 1	2015	2	3	4	3	-	-	1	2	2	-	5	3	12			25
		2016	1	1	2	1	-	-	-	-	-	-	-	-	5	-58.3%	▼	5
	Domestic and Family - Lev	2015	-	2	1	1	1	2	1	-	2	-	-	-	5			10
	General Civil - Level 1	2015	1	1	-	2	-	-	-	-	-	-	-	-	4			4
		2016	-	-	-	1	-	-	-	-	-	-	-	-	1	-75.0%	▼	1
	General Civil - Level 2	2015	2	1	1	1	3	10	2	3	2	2	2	2	8			31
		2016	-	3	1	2	-	-	-	-	-	-	-	-	6	-25.0%	▼	6
	General Civil - Level 3	2015	3	1	2	2	5	3	1	1	-	2	1	3	13			24
		2016	1	-	1	-	2	-	-	-	-	-	-	-	4	-69.2%	▼	4
	Probates/Wills and Trusts	2015	-	-	1	-	-	-	-	-	-	-	-	-	1			1
	Probates/Wills and Trusts	2015	-	-	-	-	1	-	-	-	-	-	-	-	1			1
Criminal	Protective Orders	2015	1	-	-	-	-	-	-	-	-	-	-	-	1			1
	Uncontested Divorce	2015	-	-	2	-	-	-	1	3	2	4	-	3	2			15
		2016	4	2	6	3	3	-	-	-	-	-	-	-	18	800.0%	▲	18
	Capital Murder	2016	-	1	-	-	-	-	-	-	-	-	-	-	1			1
Other	Misdemeanor	2015	9	3	1	7	9	1	14	-	2	2	1	4	29			53
		2016	4	7	11	5	3	-	-	-	-	-	-	-	30	3.4%	▲	30
	Non-Capital Felonies and Related Matters	2015	44	2	6	32	23	5	12	2	8	35	-	10	107			179
		2016	-	55	21	22	2	-	-	-	-	-	-	-	100	-6.5%	▼	100
	Other Criminally Related Matters	2015	-	4	2	3	2	5	2	1	2	2	1	-	11			24
			2016	3	-	1	-	-	-	-	-	-	-	-	4	-63.6%	▼	4
Other	Miscellaneous	2015	43	37	29	24	19	38	27	29	27	33	32	76	152			414
		2016	48	56	44	37	34	-	-	-	-	-	-	-	219	44.1%	▲	219
	Other	2016	1	1	-	2	1	-	-	-	-	-	-	-	5			5

Court: Mathews Circuit

Start/End Date: Jan-15 / May-16

2015 Average Month: 40

Jan-May 2015: 200

Filings Trending: Upward ▲

Circuit/Court ID: 9 209115


Type of Case: Filings

2016 Average Month:44

Jan-May 2016 : 220

Overall AVG. Month: 41

Monthly Filings Summary

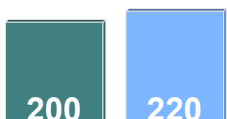


Jan 15-May 16

Totals

	2015	2016
Civil	89	27
Criminal	171	96
Other	221	97
Total	481	220

Jan --- May Filings



200 2015 220 2016

Jan --- May Filings

	2015	2016	% Change	Trending
Civil	30	27	-10.0%	▼
Criminal	56	96	71.4%	▲
Other	114	97	-14.9%	▼
Total	200	220	10.0%	▲

	Jan	Feb	Mar	Apr	May	Jun	Jul	Aug	Sep	Oct	Nov	Dec	Thru May	% Change	Trending	Total
2015	31	31	58	45	35	39	53	19	29	31	55	55	200			481
2016	35	25	69	50	41	-	-	-	-	-	-	-	220	10.0%	▲	220

			Jan	Feb	Mar	Apr	May	Jun	Jul	Aug	Sep	Oct	Nov	Dec	Thru May	% Change	Trending	Total
Civil	Administrative Law	2015	-	-	-	-	-	-	-	-	1	-	-	-	0			1
		2016	-	-	-	1	-	-	-	-	-	-	-	-	1	0.0%	↔	1
	Contested Divorce	2015	-	2	-	1	-	-	-	1	2	-	1	-	3			7
		2016	-	-	-	1	1	-	-	-	-	-	-	-	2	-33.3%	▼	2
	Domestic and Family - Level 1	2015	-	-	-	-	-	6	-	-	2	-	-	8	0			16
		2016	-	-	1	-	-	-	-	-	-	-	-	-	1	0.0%	↔	1
	Domestic and Family - Level 2	2015	-	-	1	1	-	-	1	-	-	-	1	-	2			4
		2016	-	-	-	-	1	-	-	-	-	-	-	-	1	-50.0%	▼	1
	General Civil - Level 1	2015	1	-	-	-	-	-	-	-	-	1	1	-	1			3
		2016	-	-	-	-	1	-	-	-	-	-	-	-	1	0.0%	↔	1
	General Civil - Level 2	2015	3	3	2	1	-	1	3	1	-	-	1	3	9			18
		2016	1	1	3	3	1	-	-	-	-	-	-	-	9	0.0%	↔	9
	General Civil - Level 3	2015	-	1	2	5	1	-	-	1	-	2	2	1	9			15
		2016	4	1	-	-	-	-	-	-	-	-	-	-	5	-44.4%	▼	5
Criminal	Probates/Wills and Trusts - Level 2	2015	-	-	1	-	-	-	-	-	-	-	-	-	1			1
		2016	1	-	-	-	-	-	-	-	-	-	-	-	1	0.0%	↔	1
	Protective Orders	2015	-	-	-	-	-	1	-	-	-	-	-	-	0			1
		2016	-	-	-	-	-	-	-	-	-	-	-	-	-			-
	Uncontested Divorce	2015	1	-	2	1	1	4	4	1	1	2	4	2	5	0.0%	↔	23
		2016	1	-	1	1	3	-	-	-	-	-	-	-	6	20.0%	▲	6
	Misdemeanor	2015	1	1	3	-	6	2	5	-	4	1	-	6	11			29
		2016	1	-	5	-	9	-	-	-	-	-	-	-	15	36.4%	▲	15
	Non-Capital Felonies and Related Matters	2015	5	3	19	-	11	11	32	3	8	11	23	2	38			128
		2016	-	-	32	31	10	-	-	-	-	-	-	-	73	92.1%	▲	73
Other	Other Criminally Related Matters	2015	-	2	-	3	2	2	-	-	2	1	2	-	7			14
		2016	3	-	1	-	4	-	-	-	-	-	-	-	8	14.3%	▲	8
	Miscellaneous	2015	20	19	27	33	14	12	8	12	9	13	20	31	113			218
		2016	24	23	25	13	11	-	-	-	-	-	-	-	96	-15.0%	▼	96
	Other	2015	-	-	1	-	-	-	-	-	-	-	-	2	1			3
		2016	-	-	1	-	-	-	-	-	-	-	-	-	1	0.0%	↔	1

Court: Middlesex Circuit

Start/End Date: Jan-15 / May-16

2015 Average Month: 44

Jan-May 2015: 220

Filings Trending: Upward ▲

Circuit/Court ID: 9 209119


Type of Case: Filings

2016 Average Month:76

Jan-May 2016 : 381

Overall AVG. Month: 54

Monthly Filings Summary

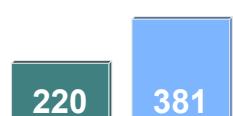


Jan 15-May 16

Totals

	2015	2016
Civil	86	48
Criminal	190	209
Other	255	124
Total	531	381

Jan --- May Filings



220 2015 381 2016

Jan --- May Filings

	2015	2016	% Change	Trending
Civil	39	48	23.1%	▲
Criminal	77	209	171.4%	▲
Other	104	124	19.2%	▲
Total	220	381	73.2%	▲

	Jan	Feb	Mar	Apr	May	Jun	Jul	Aug	Sep	Oct	Nov	Dec	Thru May	% Change	Trending	Total
2015	49	37	52	38	44	55	54	36	53	31	25	57	220			531
2016	62	64	125	51	79	-	-	-	-	-	-	-	381	73.2%	▲	381

			Jan	Feb	Mar	Apr	May	Jun	Jul	Aug	Sep	Oct	Nov	Dec	Thru May	% Change	Trending	Total
Civil	Contested Divorce	2015	-	1	1	1	-	1	1	-	1	-	1	1	3			8
		2016	1	2	2	1	1	-	-	-	-	-	-	-	7	133.3%	▲	7
	Domestic and Family - Level 1	2015	-	1	-	-	-	-	-	4	-	2	1	1	1			9
		2016	-	-	2	1	-	-	-	-	-	-	-	-	3	200.0%	▲	3
	Domestic and Family - Lev	2015	2	-	1	2	-	-	1	-	-	-	-	-	5			6
	General Civil - Level 2	2015	2	3	6	4	-	4	-	-	-	3	-	1	15			23
		2016	1	3	3	2	1	-	-	-	-	-	-	-	10	-33.3%	▼	10
	General Civil - Level 3	2015	-	-	-	1	2	1	-	-	-	-	-	2	3			6
		2016	1	-	1	-	14	-	-	-	-	-	-	-	16	433.3%	▲	16
	Probates/Wills and Trusts - Level 2	2015	-	-	1	1	-	1	-	2	1	-	-	-	2			6
		2016	2	-	-	1	-	-	-	-	-	-	-	-	3	50.0%	▲	3
	Protective Orders	2015	-	-	-	-	-	1	1	-	-	2	-	1	0			5
Criminal		2016	-	-	-	2	-	-	-	-	-	-	-	-	2	0.0%	↔	2
	Uncontested Divorce	2015	2	1	3	3	1	-	4	1	1	4	1	2	10			23
		2016	2	-	3	1	1	-	-	-	-	-	-	-	7	-30.0%	▼	7
	Capital Murder	2015	-	-	-	-	2	-	-	-	-	-	-	-	2			2
	Misdemeanor	2015	11	-	3	-	5	7	6	3	15	1	1	-	19			52
		2016	10	6	19	2	13	-	-	-	-	-	-	-	50	163.2%	▲	50
	Non-Capital Felonies and Related Matters	2015	13	3	8	9	19	14	22	12	18	4	1	3	52			126
		2016	14	10	68	20	38	-	-	-	-	-	-	-	150	188.5%	▲	150
	Other Criminally Related Matters	2015	2	-	-	-	2	-	1	-	-	2	2	1	4			10
		2016	2	3	2	1	1	-	-	-	-	-	-	-	9	125.0%	▲	9
	Miscellaneous	2015	17	28	26	15	11	23	17	12	13	12	17	45	97			236
		2016	27	38	22	19	10	-	-	-	-	-	-	-	116	19.6%	▲	116
Other	Other	2015	-	-	3	2	2	3	1	2	4	1	1	-	7			19
		2016	2	2	3	1	-	-	-	-	-	-	-	-	8	14.3%	▲	8

Court: New Kent Circuit

Start/End Date: Jan-15 / May-16

2015 Average Month: 102

Jan-May 2015: 497

Filings Trending: Upward ▲

Circuit/Court ID: 9 209127


Type of Case: Filings

2016 Average Month:125

Jan-May 2016 : 626

Overall AVG. Month: 109

Monthly Filings Summary

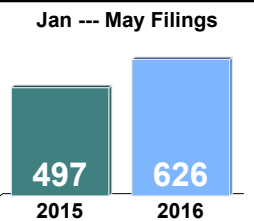


Jan 15-May 16

Totals

	2015	2016
Civil	123	57
Criminal	422	210
Other	676	359
Total	1,221	626

Jan --- May Filings



497 626

2015 2016

Jan --- May Filings

	2015	2016	% Change	Trending
Civil	59	57	-3.4%	▼
Criminal	212	210	-0.9%	▼
Other	226	359	58.8%	▲
Total	497	626	26.0%	▲

	Jan	Feb	Mar	Apr	May	Jun	Jul	Aug	Sep	Oct	Nov	Dec	Thru May	% Change	Trending	Total
2015	107	84	139	83	84	58	80	92	107	98	106	183	497			1,221
2016	131	162	135	96	102	-	-	-	-	-	-	-	626	26.0%	▲	626

			Jan	Feb	Mar	Apr	May	Jun	Jul	Aug	Sep	Oct	Nov	Dec	Thru May	% Change	Trending	Total
Civil	Administrative Law	2015	1	-	-	-	-	-	-	-	-	-	-	-	1			1
	Contested Divorce	2015	-	1	4	3	2	-	2	2	2	1	3	2	10			22
		2016	-	2	3	1	1	-	-	-	-	-	-	-	7	-30.0%	▼	7
	Domestic and Family - Level 1	2015	-	2	-	2	1	-	-	3	1	1	1	-	5			11
		2016	-	2	-	3	-	-	-	-	-	-	-	-	5	0.0%	↔	5
	Domestic and Family - Level 2	2015	2	2	-	1	1	-	-	2	-	-	2	1	6			11
		2016	-	-	-	1	1	-	-	-	-	-	-	-	2	-66.7%	▼	2
	General Civil - Level 1	2015	-	-	-	1	-	-	-	-	-	-	-	-	1			1
	General Civil - Level 2	2015	2	1	1	2	1	1	-	1	1	4	3	1	7			18
		2016	4	2	1	-	1	-	-	-	-	-	-	-	8	14.3%	▲	8
	General Civil - Level 3	2015	2	3	-	1	2	-	1	1	-	1	-	3	8			14
		2016	2	5	3	-	3	-	-	-	-	-	-	-	13	62.5%	▲	13
Criminal	Probates/Wills and Trusts - Level 2	2015	-	-	-	-	-	-	1	2	1	1	-	-	0			5
		2016	1	-	-	-	-	-	-	-	-	-	-	-	1	0.0%	↔	1
	Uncontested Divorce	2015	4	6	5	3	3	3	5	4	2	1	2	2	21			40
		2016	6	5	4	5	1	-	-	-	-	-	-	-	21	0.0%	↔	21
Other	Misdemeanor	2015	11	8	17	12	10	11	9	11	17	13	11	5	58			135
		2016	15	16	12	9	14	-	-	-	-	-	-	-	66	13.8%	▲	66
	Non-Capital Felonies and Related Matters	2015	22	5	61	17	35	4	12	16	34	18	8	18	140			250
		2016	21	28	40	21	28	-	-	-	-	-	-	-	138	-1.4%	▼	138
	Other Criminally Related Matters	2015	2	6	4	1	1	4	2	6	1	2	5	3	14			37
		2016	-	3	2	-	1	-	-	-	-	-	-	-	6	-57.1%	▼	6
	Miscellaneous	2015	52	36	42	37	24	33	47	35	45	53	60	90	191			554
		2016	72	87	68	47	36	-	-	-	-	-	-	-	310	62.3%	▲	310
	Other	2015	9	14	5	3	4	2	1	9	3	3	11	58	35			122
		2016	10	12	2	9	16	-	-	-	-	-	-	-	49	40.0%	▲	49

Court: York Circuit

Start/End Date: Jan-15 / May-16

2015 Average Month: 252

Jan-May 2015: 1,223

Filings Trending: Upward ▲

Circuit/Court ID: 9 209199

Type of Case: Filings

2016 Average Month:310

Jan-May 2016 : 1,548

Overall AVG. Month: 269

Monthly Filings Summary

Jan 15-May 16

Totals

	2015	2016
Civil	575	241
Criminal	1,045	445
Other	1,401	862
Total	3,021	1,548

Jan --- May Filings

1,223 1,548

2015 2016

Jan --- May Filings

	2015	2016	% Change	Trending
Civil	225	241	7.1%	▲
Criminal	424	445	5.0%	▲
Other	574	862	50.2%	▲
Total	1,223	1,548	26.6%	▲

	Jan	Feb	Mar	Apr	May	Jun	Jul	Aug	Sep	Oct	Nov	Dec	Thru May	% Change	Trending	Total
2015	262	206	258	250	247	214	269	234	215	275	249	342	1,223			3,021
2016	352	342	326	281	247	-	-	-	-	-	-	-	1,548	26.6%	▲	1,548

			Jan	Feb	Mar	Apr	May	Jun	Jul	Aug	Sep	Oct	Nov	Dec	Thru May	% Change	Trending	Total
Civil	Administrative Law	2015	-	1	-	-	-	-	-	-	1	-	-	1	1			3
		2016	-	1	-	-	1	-	-	-	-	-	-	-	2	100.0%	▲	2
	Contested Divorce	2015	3	3	10	4	5	12	6	7	6	6	4	3	25			69
		2016	5	11	3	4	6	-	-	-	-	-	-	-	29	16.0%	▲	29
	Domestic and Family - Level 1	2015	2	4	3	3	3	1	4	4	4	2	1	4	15			35
		2016	1	7	3	1	-	-	-	-	-	-	-	-	12	-20.0%	▼	12
	Domestic and Family - Level 2	2015	5	2	14	12	6	4	13	10	7	12	7	8	39			100
		2016	2	10	14	8	8	-	-	-	-	-	-	-	42	7.7%	▲	42
	General Civil - Level 1	2015	1	-	-	-	-	-	-	-	-	-	-	-	1			1
		2016	-	-	-	-	1	-	-	-	-	-	-	-	1	0.0%	↔	1
	General Civil - Level 2	2015	5	7	11	17	5	20	6	16	4	16	12	8	45			127
		2016	11	9	9	9	9	-	-	-	-	-	-	-	47	4.4%	▲	47
	General Civil - Level 3	2015	4	1	7	1	3	3	5	6	5	6	2	1	16			44
		2016	-	-	6	1	3	-	-	-	-	-	-	-	10	-37.5%	▼	10
	Probates/Wills and Trusts	2015	-	-	1	-	-	1	-	-	-	-	1	-	1			3
	Probates/Wills and Trusts - Level 2	2015	2	1	1	-	1	4	6	1	1	4	-	4	5			25
		2016	1	-	1	2	4	-	-	-	-	-	-	-	8	60.0%	▲	8
Protective Orders	2015	1	-	-	-	-	-	-	-	1	1	2	-	1			6	
	2016	1	1	-	1	-	-	-	-	-	-	-	-	3	200.0%	▲	3	
Uncontested Divorce	2015	9	13	24	16	14	10	11	6	16	15	14	14	76			162	
	2016	14	15	21	15	22	-	-	-	-	-	-	-	87	14.5%	▲	87	
Criminal	Misdemeanor	2015	26	16	13	28	11	9	6	10	18	15	16	16	94			184
		2016	13	15	18	23	14	-	-	-	-	-	-	-	83	-11.7%	▼	83
	Non-Capital Felonies and Related Matters	2015	74	50	29	51	84	50	74	56	48	99	69	79	288			763
		2016	81	68	73	65	51	-	-	-	-	-	-	-	338	17.4%	▲	338
Other Criminally Related Matters	2015	5	8	3	17	9	5	12	2	8	4	19	6	42			98	
	2016	6	2	7	8	1	-	-	-	-	-	-	-	24	-42.9%	▼	24	
Other	Miscellaneous	2015	123	99	137	99	100	92	122	114	95	91	105	197	558			1,374
		2016	217	201	169	143	127	-	-	-	-	-	-	-	857	53.6%	▲	857
	Other	2015	2	1	5	2	6	3	4	1	1	2	-	-	16			27
		2016	-	2	2	1	-	-	-	-	-	-	-	5	-68.8%	▼	5	

Court: Williamsburg Circuit

Start/End Date: Jan-15 / May-16

2015 Average Month: 303

Jan-May 2015: 1,449

Filings Trending: Upward ▲

Circuit/Court ID: 9 209830


Type of Case: Filings

2016 Average Month:371

Jan-May 2016 : 1,854

Overall AVG. Month: 323

Monthly Filings Summary




Jan 15-May 16

Totals

	2015	2016
Civil	617	257
Criminal	1,249	632
Other	1,772	965
Total	3,638	1,854

Jan --- May Filings



2015 2016

Jan --- May Filings

	2015	2016	% Change	Trending
Civil	257	257	-	↔
Criminal	500	632	26.4%	▲
Other	692	965	39.5%	▲
Total	1,449	1,854	28.0%	▲

	Jan	Feb	Mar	Apr	May	Jun	Jul	Aug	Sep	Oct	Nov	Dec	Thru May	% Change	Trending	Total
2015	324	266	325	276	258	273	337	264	316	282	336	381	1,449			3,638
2016	388	350	428	340	348	-	-	-	-	-	-	-	1,854	28.0%	▲	1,854

			Jan	Feb	Mar	Apr	May	Jun	Jul	Aug	Sep	Oct	Nov	Dec	Thru May	% Change	Trending	Total
Civil	Administrative Law	2015	-	-	-	-	-	1	1	-	-	1	-	1	0			4
	Contested Divorce	2015	9	7	5	9	7	4	7	2	4	5	9	2	37	0.0%	↔	70
		2016	10	9	10	5	3	-	-	-	-	-	-	-	37	0.0%	↔	37
	Domestic and Family - Level 1	2015	3	5	3	2	7	4	9	9	1	3	3	3	20			52
		2016	3	6	6	3	3	-	-	-	-	-	-	-	21	5.0%	▲	21
	Domestic and Family - Level 2	2015	5	1	5	2	4	-	-	4	-	-	3	3	17			27
		2016	-	1	3	4	2	-	-	-	-	-	-	-	10	-41.2%	▼	10
	General Civil - Level 1	2015	-	3	2	1	2	1	1	1	1	-	1	-	8			13
		2016	1	-	1	4	-	-	-	-	-	-	-	-	6	-25.0%	▼	6
	General Civil - Level 2	2015	18	8	8	12	12	15	12	12	13	9	18	10	58			147
		2016	11	13	13	7	14	-	-	-	-	-	-	-	58	0.0%	↔	58
	General Civil - Level 3	2015	6	6	1	11	4	14	11	5	-	9	9	8	28			84
		2016	3	9	7	5	5	-	-	-	-	-	-	-	29	3.6%	▲	29
	Probates/Wills and Trusts - Level 1	2015	1	-	1	-	1	1	-	-	1	2	-	-	3			7
		2016	1	1	-	-	-	-	-	-	-	-	-	-	2	-33.3%	▼	2
	Probates/Wills and Trusts - Level 2	2015	-	1	3	2	1	4	3	1	1	2	6	2	7			26
		2016	3	2	4	1	2	-	-	-	-	-	-	-	12	71.4%	▲	12
Criminal	Uncontested Divorce	2015	25	13	15	9	17	16	16	13	14	26	12	11	79			187
		2016	20	13	21	5	23	-	-	-	-	-	-	-	82	3.8%	▲	82
	Capital Murder	2015	-	-	4	-	-	-	-	-	-	-	-	-	4			4
	Misdemeanor	2015	44	26	31	34	34	43	44	30	42	44	44	21	169			437
		2016	37	25	42	59	40	-	-	-	-	-	-	-	203	20.1%	▲	203
	Non-Capital Felonies and Related Matters	2015	51	39	66	52	57	49	74	29	69	52	78	45	265			661
Other		2016	80	58	86	51	83	-	-	-	-	-	-	-	358	35.1%	▲	358
	Other Criminally Related Matters	2015	10	9	8	19	16	15	13	14	10	10	10	13	62			147
		2016	8	14	14	12	23	-	-	-	-	-	-	-	71	14.5%	▲	71
	Miscellaneous	2015	123	101	129	94	82	83	112	107	116	91	112	235	529			1,385
		2016	178	170	176	145	117	-	-	-	-	-	-	-	786	48.6%	▲	786
	Other	2015	29	47	44	29	14	23	34	37	44	28	31	27	163			387
		2016	33	29	45	39	33	-	-	-	-	-	-	-	179	9.8%	▲	179

Court: Appomattox Circuit

Start/End Date: Jan-15 / May-16

2015 Average Month: 73

Jan-May 2015: 316

Filings Trending: Upward ▲

Circuit/Court ID: 10

210011


Type of Case: Filings

2016 Average Month:83

Jan-May 2016 : 416

Overall AVG. Month: 76

Monthly Filings Summary

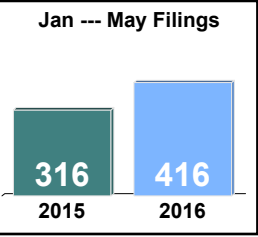


Jan 15-May 16

Totals

	2015	2016
Civil	111	57
Criminal	335	162
Other	431	197
Total	877	416

Jan --- May Filings



Jan --- May Filings

	2015	2016	% Change	Trending
Civil	39	57	46.2%	▲
Criminal	125	162	29.6%	▲
Other	152	197	29.6%	▲
Total	316	416	31.6%	▲

	Jan	Feb	Mar	Apr	May	Jun	Jul	Aug	Sep	Oct	Nov	Dec	Thru May	% Change	Trending	Total
2015	72	58	61	66	59	140	52	85	48	82	59	95	316			877
2016	106	67	108	55	80	-	-	-	-	-	-	-	416	31.6%	▲	416

			Jan	Feb	Mar	Apr	May	Jun	Jul	Aug	Sep	Oct	Nov	Dec	Thru May	% Change	Trending	Total
Civil	Contested Divorce	2015	-	-	2	1	2	1	1	1	3	3	2	-	5			16
		2016	1	1	2	4	3	-	-	-	-	-	-	-	11	120.0%	▲	11
	Domestic and Family - Level 1	2015	-	2	-	-	-	7	3	3	3	3	5	1	2			27
		2016	-	-	-	2	1	-	-	-	-	-	-	-	3	50.0%	▲	3
	Domestic and Family - Level 2	2015	-	-	-	-	2	3	-	1	-	-	2	-	2			8
		2016	-	-	2	-	1	-	-	-	-	-	-	-	3	50.0%	▲	3
	General Civil - Level 1	2015	-	-	-	1	-	-	-	-	-	-	-	-	1			1
		2016	-	-	-	1	-	-	-	-	-	-	-	-	1	0.0%	↔	1
	General Civil - Level 2	2015	2	-	1	2	2	-	1	-	1	-	-	2	7			11
		2016	-	5	1	3	4	-	-	-	-	-	-	-	13	85.7%	▲	13
	General Civil - Level 3	2015	-	1	1	2	5	1	-	3	-	1	-	1	9			15
		2016	4	1	3	1	-	-	-	-	-	-	-	-	9	0.0%	↔	9
Criminal	Probates/Wills and Trusts	2016	-	-	-	-	1	-	-	-	-	-	-	-	1			1
	Probates/Wills and Trusts - Level 2	2015	2	-	-	1	-	-	-	1	-	1	-	-	3			5
		2016	-	1	-	1	-	-	-	-	-	-	-	-	2	-33.3%	▼	2
	Uncontested Divorce	2015	1	2	2	3	2	4	4	2	2	2	4	-	10			28
		2016	1	2	7	2	2	-	-	-	-	-	-	-	14	40.0%	▲	14
	Misdemeanor	2015	7	1	1	2	3	8	2	4	2	8	2	-	14			40
Other		2016	10	2	14	-	5	-	-	-	-	-	-	-	31	121.4%	▲	31
	Non-Capital Felonies and Related Matters	2015	27	24	13	28	11	90	12	38	11	25	4	1	103			284
		2016	39	12	30	1	33	-	-	-	-	-	-	-	115	11.7%	▲	115
	Other Criminally Related Matters	2015	-	1	1	-	6	-	-	-	1	1	1	-	8			11
		2016	5	2	5	-	4	-	-	-	-	-	-	-	16	100.0%	▲	16
	Miscellaneous	2015	33	27	39	26	25	26	29	32	25	37	38	90	150			427
		2016	46	41	43	40	26	-	-	-	-	-	-	-	196	30.7%	▲	196
	Other	2015	-	-	1	-	1	-	-	-	-	1	1	-	2			4
		2016	-	-	1	-	-	-	-	-	-	-	-	-	1	-50.0%	▼	1

Court: Buckingham Circuit

Start/End Date: Jan-15 / May-16

2015 Average Month: 67

Jan-May 2015: 277

Filings Trending: Upward ▲

Circuit/Court ID: 10

210029

Type of Case: Filings

2016 Average Month:78

Jan-May 2016 : 389

Overall AVG. Month: 70

Monthly Filings Summary

Jan 15-May 16

Totals

	2015	2016
Civil	109	50
Criminal	393	149
Other	306	190
Total	808	389

Jan --- May Filings

277 389

2015 2016

Jan --- May Filings

	2015	2016	% Change	Trending
Civil	44	50	13.6%	▲
Criminal	124	149	20.2%	▲
Other	109	190	74.3%	▲
Total	277	389	40.4%	▲

	Jan	Feb	Mar	Apr	May	Jun	Jul	Aug	Sep	Oct	Nov	Dec	Thru May	% Change	Trending	Total
2015	52	38	50	100	37	92	38	55	175	60	38	73	277			808
2016	104	68	67	86	64	-	-	-	-	-	-	-	389	40.4%	▲	389

		Jan	Feb	Mar	Apr	May	Jun	Jul	Aug	Sep	Oct	Nov	Dec	Thru May	% Change	Trending	Total
Civil	Administrative Law	2015	-	-	-	-	-	-	1	-	-	-	-	0			1
	Contested Divorce	2015	2	6	1	-	2	-	1	2	1	-	1	11	0.0%	↔	16
		2016	2	1	1	1	2	-	-	-	-	-	-	7	-36.4%	▼	7
	Domestic and Family - Level 1	2015	1	-	2	2	-	-	1	-	1	-	4	5			11
		2016	2	-	-	4	-	-	-	-	-	-	-	6	20.0%	▲	6
	Domestic and Family - Lev	2016	2	1	-	1	-	-	-	-	-	-	-	4			4
	General Civil - Level 2	2015	1	2	-	4	1	4	6	6	-	2	3	8			34
		2016	2	2	2	2	1	-	-	-	-	-	-	9	12.5%	▲	9
	General Civil - Level 3	2015	1	-	-	-	1	-	-	-	-	-	1	2			3
		2016	-	2	-	1	-	-	-	-	-	-	-	3	50.0%	▲	3
	Probates/Wills and Trusts	2015	-	-	-	-	1	-	-	-	-	-	-	0			1
	Probates/Wills and Trusts - Level 2	2015	-	1	-	-	-	1	-	-	-	-	-	1	0.0%	↔	2
Criminal		2016	-	1	1	-	-	-	-	-	-	-	-	2	100.0%	▲	2
	Uncontested Divorce	2015	2	-	6	4	5	5	2	4	2	5	2	17			41
		2016	3	2	3	3	8	-	-	-	-	-	-	19	11.8%	▲	19
	Capital Murder	2015	-	-	-	-	1	-	-	-	-	-	-	0			1
Criminal	Misdemeanor	2015	2	-	3	4	3	6	2	-	25	6	3	12	0.0%	↔	59
		2016	5	3	1	1	8	-	-	-	-	-	-	18	50.0%	▲	18
	Non-Capital Felonies and Related Matters	2015	28	8	12	55	8	45	1	19	123	9	4	111			329
		2016	42	12	13	48	15	-	-	-	-	-	-	130	17.1%	▲	130
Other	Other Criminally Related Matters	2015	-	-	-	1	-	-	-	1	2	-	-	1			4
		2016	-	-	-	1	-	-	-	-	-	-	-	1	0.0%	↔	1
	Miscellaneous	2015	15	21	26	30	17	29	25	22	21	36	22	109			304
		2016	46	44	46	24	30	-	-	-	-	-	-	190	74.3%	▲	190
Other	Other	2015	-	-	-	-	1	-	-	1	-	-	-	0			2

Court: Charlotte Circuit

Start/End Date: Jan-15 / May-16

2015 Average Month: 49

Jan-May 2015: 290

Filings Trending: Upward ▲

Circuit/Court ID: 10

210037


Type of Case: Filings

2016 Average Month:64

Jan-May 2016 : 320

Overall AVG. Month: 54

Monthly Filings Summary

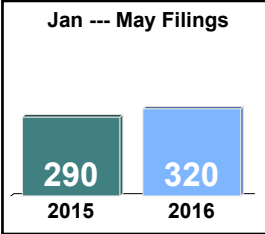


Jan 15-May 16

Totals

	2015	2016
Civil	120	55
Criminal	223	114
Other	248	151
Total	591	320

Jan --- May Filings



20152902016320

Jan --- May Filings

	2015	2016	% Change	Trending
Civil	44	55	25.0%	▲
Criminal	140	114	-18.6%	▼
Other	106	151	42.5%	▲
Total	290	320	10.3%	▲

	Jan	Feb	Mar	Apr	May	Jun	Jul	Aug	Sep	Oct	Nov	Dec	Thru May	% Change	Trending	Total
2015	29	125	50	58	28	41	41	47	49	36	44	43	290			591
2016	64	85	62	59	50	-	-	-	-	-	-	-	320	10.3%	▲	320

			Jan	Feb	Mar	Apr	May	Jun	Jul	Aug	Sep	Oct	Nov	Dec	Thru May	% Change	Trending	Total
Civil	Contested Divorce	2015	1	1	-	1	1	2	3	2	1	-	-	2	4			14
		2016	2	2	3	2	1	-	-	-	-	-	-	-	10	150.0%	▲	10
	Domestic and Family - Level 1	2015	-	1	2	-	-	2	2	3	1	5	1	2	3			19
		2016	-	2	5	2	4	-	-	-	-	-	-	-	13	333.3%	▲	13
	Domestic and Family - Level 2	2015	-	-	1	1	1	-	1	-	4	1	-	2	3			11
		2016	1	-	2	1	-	-	-	-	-	-	-	-	4	33.3%	▲	4
	General Civil - Level 2	2015	2	2	5	4	2	1	1	3	3	1	1	1	15			26
		2016	-	2	1	2	1	-	-	-	-	-	-	-	6	-60.0%	▼	6
	General Civil - Level 3	2015	1	1	2	3	-	2	1	2	2	-	2	-	7			16
		2016	-	5	-	1	-	-	-	-	-	-	-	-	6	-14.3%	▼	6
Criminal	Probates/Wills and Trusts	2015	-	-	-	-	-	-	1	-	-	-	-	-	0			1
	Probates/Wills and Trusts - Level 2	2015	-	-	1	-	-	-	1	-	1	-	1	-	1	0.0%	↔	4
		2016	-	2	1	1	-	-	-	-	-	-	-	-	4	300.0%	▲	4
	Uncontested Divorce	2015	2	3	1	3	2	3	4	4	3	1	1	2	11			29
		2016	2	1	2	2	5	-	-	-	-	-	-	-	12	9.1%	▲	12
	Misdemeanor	2015	-	7	2	2	4	4	1	3	6	3	6	2	15			40
Other		2016	3	7	6	2	-	-	-	-	-	-	-	-	18	20.0%	▲	18
	Non-Capital Felonies and Related Matters	2015	5	86	8	17	4	10	14	8	7	3	8	6	120			176
		2016	27	17	8	21	13	-	-	-	-	-	-	-	86	-28.3%	▼	86
	Other Criminally Related Matters	2015	-	-	1	3	1	-	-	-	-	1	-	1	5			7
		2016	1	2	2	3	2	-	-	-	-	-	-	-	10	100.0%	▲	10
	Miscellaneous	2015	18	24	26	23	13	17	12	19	17	16	19	23	104			227
		2016	25	40	31	20	21	-	-	-	-	-	-	-	137	31.7%	▲	137
	Other	2015	-	-	1	1	-	-	-	3	4	5	5	2	2			21
		2016	3	5	1	2	3	-	-	-	-	-	-	-	14	600.0%	▲	14

Court: Cumberland Circuit

Start/End Date: Jan-15 / May-16

2015 Average Month: 37

Jan-May 2015: 180

Filings Trending: Upward ▲

Circuit/Court ID: 10

210049


Type of Case: Filings

2016 Average Month:46

Jan-May 2016 : 228

Overall AVG. Month: 39

Monthly Filings Summary

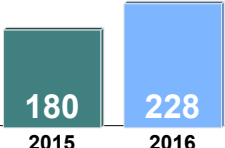


Jan 15-May 16

Totals

	2015	2016
Civil	59	30
Criminal	177	61
Other	207	137
Total	443	228

Jan --- May Filings



180 228

2015 2016

Jan --- May Filings

	2015	2016	% Change	Trending
Civil	24	30	25.0%	▲
Criminal	78	61	-21.8%	▼
Other	78	137	75.6%	▲
Total	180	228	26.7%	▲

	Jan	Feb	Mar	Apr	May	Jun	Jul	Aug	Sep	Oct	Nov	Dec	Thru May	% Change	Trending	Total
2015	41	28	36	46	29	54	30	31	29	45	25	49	180			443
2016	57	43	48	32	48	-	-	-	-	-	-	-	228	26.7%	▲	228

			Jan	Feb	Mar	Apr	May	Jun	Jul	Aug	Sep	Oct	Nov	Dec	Thru May	% Change	Trending	Total
Civil	Contested Divorce	2015	-	-	-	-	2	-	-	1	1	1	4	1	2			10
		2016	-	-	-	1	1	-	-	-	-	-	-	-	2	0.0%	↔	2
	Domestic and Family - Level 1	2015	1	-	1	2	2	-	-	2	-	1	-	1	4			10
		2016	3	1	1	-	3	-	-	-	-	-	-	-	8	100.0%	▲	8
	Domestic and Family - Level 2	2015	-	-	-	1	-	-	-	-	1	-	-	-	1			2
		2016	3	1	-	-	1	-	-	-	-	-	-	-	5	400.0%	▲	5
	General Civil - Level 2	2015	-	2	-	1	2	1	1	-	-	2	2	-	5			11
		2016	1	1	4	-	1	-	-	-	-	-	-	-	7	40.0%	▲	7
	General Civil - Level 3	2015	-	-	-	-	-	-	-	1	-	-	1	-	0			2
	Probates/Wills and Trusts	2015	-	1	-	-	-	-	-	-	1	3	-	-	1	0.0%	↔	5
Criminal	Protective Orders	2015	1	-	-	-	-	-	-	-	-	-	-	-	1			1
	Uncontested Divorce	2015	1	3	3	2	1	1	2	2	1	-	-	2	10			18
		2016	-	2	1	3	2	-	-	-	-	-	-	-	8	-20.0%	▼	8
	Misdemeanor	2015	8	6	6	3	3	6	4	3	4	2	1	4	26			50
		2016	6	2	3	1	3	-	-	-	-	-	-	-	15	-42.3%	▼	15
	Non-Capital Felonies and Related Matters	2015	11	3	11	12	11	34	9	3	8	5	3	13	48			123
Other		2016	3	-	10	8	12	-	-	-	-	-	-	-	33	-31.3%	▼	33
	Other Criminally Related Matters	2015	1	1	-	1	1	-	-	-	-	-	-	-	4			4
		2016	-	11	-	-	2	-	-	-	-	-	-	-	13	225.0%	▲	13
	Miscellaneous	2015	17	12	15	24	9	10	14	19	13	30	14	28	77			205
		2016	39	25	29	19	22	-	-	-	-	-	-	-	134	74.0%	▲	134
	Other	2015	1	-	-	-	-	-	-	-	-	1	-	-	1			2
		2016	2	-	-	-	1	-	-	-	-	-	-	-	3	200.0%	▲	3

Court: Halifax Circuit

Start/End Date: Jan-15 / May-16

2015 Average Month: 199

Jan-May 2015: 1,054

Filings Trending: Steady ↔

Circuit/Court ID: 10

210083

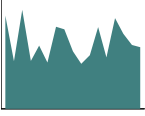
Type of Case: Filings

2016 Average Month: 206

Jan-May 2016 : 1,028

Overall AVG. Month: 201

Monthly Filings Summary



Jan 15-May 16

Totals

	2015	2016
Civil	387	173
Criminal	1,092	421
Other	912	434
Total	2,391	1,028

Jan --- May Filings

1,054

2015

1,028

2016

Jan --- May Filings

	2015	2016	% Change	Trending
Civil	160	173	8.1%	▲
Criminal	492	421	-14.4%	▼
Other	402	434	8.0%	▲
Total	1,054	1,028	-2.5%	▼

	Jan	Feb	Mar	Apr	May	Jun	Jul	Aug	Sep	Oct	Nov	Dec	Thru May	% Change	Trending	Total
2015	280	143	297	144	190	139	246	239	172	135	161	245	1,054			2,391
2016	154	272	225	192	185	-	-	-	-	-	-	-	1,028	-2.5%	▼	1,028

			Jan	Feb	Mar	Apr	May	Jun	Jul	Aug	Sep	Oct	Nov	Dec	Thru May	% Change	Trending	Total
Civil	Administrative Law	2015	-	-	2	-	-	-	-	-	-	-	-	-	2			2
	Contested Divorce	2015	3	6	8	3	7	7	6	9	5	4	4	4	27			66
		2016	4	4	5	6	1	-	-	-	-	-	-	-	20	-25.9%	▼	20
	Domestic and Family - Level 1	2015	1	2	1	3	4	1	4	9	1	3	4	5	11			38
		2016	2	4	12	7	4	-	-	-	-	-	-	-	29	163.6%	▲	29
	Domestic and Family - Level 2	2015	-	-	4	1	-	-	1	-	1	2	1	1	5			11
		2016	-	1	-	2	-	-	-	-	-	-	-	-	3	-40.0%	▼	3
	General Civil - Level 1	2015	-	2	1	-	-	2	-	1	-	-	-	1	3			7
		2016	-	-	-	-	1	-	-	-	-	-	-	-	1	-66.7%	▼	1
	General Civil - Level 2	2015	3	4	5	6	1	4	6	3	3	2	3	3	19			43
		2016	3	6	2	2	2	-	-	-	-	-	-	-	15	-21.1%	▼	15
	General Civil - Level 3	2015	3	1	5	6	7	3	8	3	3	1	1	4	22			45
		2016	-	13	11	4	9	-	-	-	-	-	-	-	37	68.2%	▲	37
	Probates/Wills and Trusts - Level 1	2015	-	1	-	-	-	-	-	-	-	-	-	-	1			1
		2016	-	1	1	-	-	-	-	-	-	-	-	-	2	100.0%	▲	2
	Probates/Wills and Trusts - Level 2	2015	-	-	2	1	-	2	5	-	-	3	2	2	3			17
		2016	2	1	2	1	-	-	-	-	-	-	-	-	6	100.0%	▲	6
Criminal	Uncontested Divorce	2015	11	22	9	17	8	22	13	13	14	10	10	8	67			157
		2016	8	11	15	16	10	-	-	-	-	-	-	-	60	-10.4%	▼	60
	Misdemeanor	2015	49	10	32	16	35	14	45	39	21	16	28	36	142			341
		2016	19	32	31	18	34	-	-	-	-	-	-	-	134	-5.6%	▼	134
	Non-Capital Felonies and Related Matters	2015	127	15	96	20	78	15	77	100	32	27	53	71	336			711
		2016	52	71	43	40	64	-	-	-	-	-	-	-	270	-19.6%	▼	270
Other	Other Criminally Related Matters	2015	5	2	3	1	3	5	6	4	5	1	4	1	14			40
		2016	2	2	3	5	5	-	-	-	-	-	-	-	17	21.4%	▲	17
	Miscellaneous	2015	76	68	122	55	38	60	71	53	81	59	50	109	359			842
		2016	58	116	96	88	54	-	-	-	-	-	-	-	412	14.8%	▲	412
	Other	2015	2	10	7	15	9	4	4	5	6	7	1	-	43			70
		2016	4	10	4	3	1	-	-	-	-	-	-	-	22	-48.8%	▼	22

Court: Lunenburg Circuit

Start/End Date: Jan-15 / May-16

2015 Average Month: 50

Jan-May 2015: 266

Filings Trending: Downward ▼

Circuit/Court ID: 10

210111


Type of Case: Filings

2016 Average Month: 41

Jan-May 2016 : 207

Overall AVG. Month: 48

Monthly Filings Summary



Jan 15-May 16

Totals

	2015	2016
Civil	61	28
Criminal	298	58
Other	242	121
Total	601	207

Jan --- May Filings

266

2015

207

2016

Jan --- May Filings

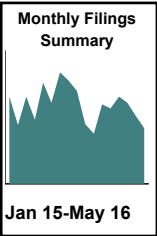
	2015	2016	% Change	Trending
Civil	24	28	16.7%	▲
Criminal	148	58	-60.8%	▼
Other	94	121	28.7%	▲
Total	266	207	-22.2%	▼

	Jan	Feb	Mar	Apr	May	Jun	Jul	Aug	Sep	Oct	Nov	Dec	Thru May	% Change	Trending	Total
2015	40	103	45	46	32	40	49	52	44	54	28	68	266			601
2016	60	38	51	30	28	-	-	-	-	-	-	-	207	-22.2%	▼	207

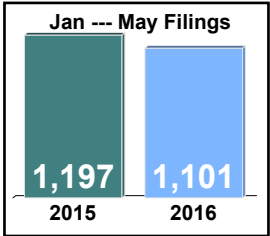
			Jan	Feb	Mar	Apr	May	Jun	Jul	Aug	Sep	Oct	Nov	Dec	Thru May	% Change	Trending	Total
Civil	Contested Divorce	2015	-	-	1	1	1	1	-	1	1	1	1	1	3			9
		2016	-	1	-	2	1	-	-	-	-	-	-	-	4	33.3%	▲	4
	Domestic and Family - Lev	2016	-	-	-	1	-	-	-	-	-	-	-	-	1			1
	Domestic and Family - Level 2	2015	-	1	-	-	1	-	-	-	2	-	-	-	2			4
		2016	2	1	3	3	1	-	-	-	-	-	-	-	10	400.0%	▲	10
	General Civil - Level 1	2015	-	-	-	-	-	1	-	1	-	-	-	-	0			2
	General Civil - Level 2	2015	-	-	1	-	1	-	-	3	-	1	-	1	2	0.0%	↔	7
		2016	-	1	1	1	-	-	-	-	-	-	-	-	3	50.0%	▲	3
	General Civil - Level 3	2015	-	1	2	-	1	-	-	5	3	1	-	3	4			16
		2016	-	1	-	1	1	-	-	-	-	-	-	-	3	-25.0%	▼	3
Criminal	Uncontested Divorce	2015	1	6	1	4	1	-	2	2	1	2	2	1	13			23
		2016	2	1	1	1	2	-	-	-	-	-	-	-	7	-46.2%	▼	7
	Misdemeanor	2015	-	2	3	3	2	3	4	6	5	12	2	3	10			45
		2016	8	-	6	3	1	-	-	-	-	-	-	-	18	80.0%	▲	18
	Non-Capital Felonies and Related Matters	2015	10	70	21	26	11	19	17	15	3	25	4	26	138			247
		2016	18	6	6	4	4	-	-	-	-	-	-	-	38	-72.5%	▼	38
	Other Criminally Related Matters	2015	-	-	-	-	-	1	1	1	1	-	1	1	0			6
		2016	-	-	2	-	-	-	-	-	-	-	-	-	2	0.0%	↔	2
Oth	Miscellaneous	2015	29	23	16	12	14	15	25	18	28	12	18	32	94			242
		2016	30	27	32	14	18	-	-	-	-	-	-	-	121	28.7%	▲	121

Court: Mecklenburg Circuit  
Start/End Date: Jan-15 / May-16  
2015 Average Month: 244  
Jan-May 2015: 1,197  
Filings Trending: Downward ▼

Circuit/Court ID: 10  
210117  
Type of Case: Filings  
2016 Average Month:220  
Jan-May 2016 : 1,101  
Overall AVG. Month: 237



Totals		
	2015	2016
Civil	331	141
Criminal	1,932	614
Other	670	346
Total	2,933	1,101



Jan --- May Filings				
	2015	2016	% Change	Trending
Civil	127	141	11.0%	▲
Criminal	786	614	-21.9%	▼
Other	284	346	21.8%	▲
Total	1,197	1,101	-8.0%	▼

	Jan	Feb	Mar	Apr	May	Jun	Jul	Aug	Sep	Oct	Nov	Dec	Thru May	% Change	Trending	Total
2015	262	176	262	193	304	243	335	311	279	179	150	239	1,197			2,933
2016	226	262	243	203	167	-	-	-	-	-	-	-	1,101	-8.0%	▼	1,101

			Jan	Feb	Mar	Apr	May	Jun	Jul	Aug	Sep	Oct	Nov	Dec	Thru May	% Change	Trending	Total
Civil	Contested Divorce	2015	2	9	6	3	7	2	3	2	6	2	-	2	27			44
		2016	6	11	9	4	4	-	-	-	-	-	-	-	34	25.9%	▲	34
	Domestic and Family - Level 1	2015	3	4	2	-	9	6	-	5	6	3	3	1	18			42
		2016	6	1	3	-	10	-	-	-	-	-	-	-	20	11.1%	▲	20
	Domestic and Family - Level 2	2015	-	-	-	-	1	1	-	1	-	-	1	1	1			5
		2016	1	-	3	2	-	-	-	-	-	-	-	-	6	500.0%	▲	6
	General Civil - Level 1	2015	-	-	1	1	-	-	-	-	-	1	1	-	2			4
		2016	-	2	-	-	-	-	-	-	-	-	-	-	2	0.0%	↔	2
	General Civil - Level 2	2015	1	3	4	3	4	4	2	5	4	3	2	3	15			38
		2016	2	1	2	2	3	-	-	-	-	-	-	-	10	-33.3%	▼	10
	General Civil - Level 3	2015	-	-	2	3	5	4	1	3	43	1	2	2	10			66
		2016	2	1	3	3	3	-	-	-	-	-	-	-	12	20.0%	▲	12
	Probates/Wills and Trusts - Level 2	2015	1	-	2	-	1	-	1	3	-	1	-	-	4			9
		2016	-	3	-	-	1	-	-	-	-	-	-	-	4	0.0%	↔	4
Criminal	Protective Orders	2015	-	-	-	-	-	-	1	1	-	-	-	-	0			2
		2016	-	-	-	-	1	-	-	-	-	-	-	-	1	0.0%	↔	1
	Uncontested Divorce	2015	12	8	11	10	9	8	10	8	15	16	10	4	50			121
		2016	6	13	12	10	11	-	-	-	-	-	-	-	52	4.0%	▲	52
	Capital Murder	2015	-	-	-	-	-	1	-	-	-	-	-	-	0			1
	Misdemeanor	2015	18	6	31	15	34	24	24	22	34	19	22	21	104	0.0%	↔	270
Other		2016	35	31	20	16	19	-	-	-	-	-	-	-	121	16.3%	▲	121
	Non-Capital Felonies and Related Matters	2015	153	87	137	113	182	142	240	213	120	66	70	97	672			1,620
		2016	94	118	116	88	62	-	-	-	-	-	-	-	478	-28.9%	▼	478
	Other Criminally Related Matters	2015	4	1	2	1	2	9	1	6	2	3	2	8	10			41
		2016	3	4	2	2	4	-	-	-	-	-	-	-	15	50.0%	▲	15
	Miscellaneous	2015	66	56	62	44	49	41	49	42	48	63	37	98	277			655
Other		2016	69	73	73	74	49	-	-	-	-	-	-	-	338	22.0%	▲	338
	Other	2015	2	2	2	-	1	1	4	-	-	1	-	2	7			15
		2016	2	4	-	2	-	-	-	-	-	-	-	-	8	14.3%	▲	8

Court: Prince Edward Circuit

Start/End Date: Jan-15 / May-16

2015 Average Month: 123

Jan-May 2015: 626

Filings Trending: Upward ▲

Circuit/Court ID: 10

210147

Type of Case: Filings

2016 Average Month:131

Jan-May 2016 : 653

Overall AVG. Month: 125

Monthly Filings Summary

Jan 15-May 16

Totals

	2015	2016
Civil	157	63
Criminal	902	392
Other	411	198
Total	1,470	653

Jan --- May Filings

626

653

2015

2016

Jan --- May Filings

	2015	2016	% Change	Trending
Civil	53	63	18.9%	▲
Criminal	412	392	-4.9%	▼
Other	161	198	23.0%	▲
Total	626	653	4.3%	▲

	Jan	Feb	Mar	Apr	May	Jun	Jul	Aug	Sep	Oct	Nov	Dec	Thru May	% Change	Trending	Total
2015	157	63	147	137	122	154	161	81	111	110	107	120	626			1,470
2016	167	99	125	168	94	-	-	-	-	-	-	-	653	4.3%	▲	653

			Jan	Feb	Mar	Apr	May	Jun	Jul	Aug	Sep	Oct	Nov	Dec	Thru May	% Change	Trending	Total
Civil	Administrative Law	2015	-	-	1	-	-	-	-	-	-	2	-	-	1			3
	Contested Divorce	2015	3	3	1	2	1	1	2	2	3	1	-	-	10			19
		2016	2	2	3	2	1	-	-	-	-	-	-	-	10	0.0%	↔	10
	Domestic and Family - Level 1	2015	-	-	-	-	-	2	3	-	4	4	-	11	0			24
		2016	-	-	-	1	-	-	-	-	-	-	-	-	1	0.0%	↔	1
	Domestic and Family - Level 2	2015	-	-	-	-	1	-	-	-	-	-	1	1	1			3
		2016	2	-	1	-	1	-	-	-	-	-	-	-	4	300.0%	▲	4
	General Civil - Level 1	2015	-	-	-	-	-	1	-	-	1	-	3	1	0			6
	General Civil - Level 2	2015	2	2	2	-	5	6	5	-	-	1	5	-	11	0.0%	↔	28
		2016	3	3	3	1	6	-	-	-	-	-	-	-	16	45.5%	▲	16
	General Civil - Level 3	2015	1	2	1	1	1	-	1	3	2	-	1	1	6			14
		2016	1	-	-	-	-	-	-	-	-	-	-	-	1	-83.3%	▼	1
	Probates/Wills and Trusts - Level 2	2015	-	-	2	1	1	1	2	-	-	-	1	-	4			8
		2016	2	1	-	1	-	-	-	-	-	-	-	-	4	0.0%	↔	4
Criminal	Protective Orders	2015	-	-	-	-	-	-	-	-	-	-	2	-	0			2
	Uncontested Divorce	2015	5	-	8	4	3	11	2	4	2	2	8	1	20	0.0%	↔	50
		2016	9	5	6	3	4	-	-	-	-	-	-	-	27	35.0%	▲	27
	Misdemeanor	2015	26	4	23	12	13	21	33	9	10	13	9	12	78			185
		2016	12	21	26	15	11	-	-	-	-	-	-	-	85	9.0%	▲	85
	Non-Capital Felonies and Related Matters	2015	76	30	65	92	65	78	84	28	61	52	47	21	328			699
Other		2016	78	22	44	108	43	-	-	-	-	-	-	-	295	-10.1%	▼	295
	Other Criminally Related Matters	2015	2	-	2	1	1	2	2	4	-	-	4	-	6			18
		2016	4	-	5	-	3	-	-	-	-	-	-	-	12	100.0%	▲	12
	Miscellaneous	2015	42	22	42	24	31	31	27	30	28	35	26	71	161			409
		2016	54	45	36	37	25	-	-	-	-	-	-	-	197	22.4%	▲	197
	Other	2015	-	-	-	-	-	-	-	1	-	-	-	1	0			2
		2016	-	-	1	-	-	-	-	-	-	-	-	-	1	0.0%	↔	1

Court: Amelia Circuit

Start/End Date: Jan-15 / May-16

2015 Average Month: 67

Jan-May 2015: 306

Filings Trending: Downward ▼

Circuit/Court ID: 11

211007


Type of Case: Filings

2016 Average Month:57

Jan-May 2016 : 286

Overall AVG. Month: 64

Monthly Filings Summary



Jan 15-May 16

Totals

	2015	2016
Civil	88	17
Criminal	333	98
Other	377	171
Total	798	286

Jan --- May Filings

306

286

2015

2016

Jan --- May Filings

	2015	2016	% Change	Trending
Civil	42	17	-59.5%	▼
Criminal	122	98	-19.7%	▼
Other	142	171	20.4%	▲
Total	306	286	-6.5%	▼

	Jan	Feb	Mar	Apr	May	Jun	Jul	Aug	Sep	Oct	Nov	Dec	Thru May	% Change	Trending	Total
2015	69	46	86	68	37	64	53	50	62	108	70	85	306			798
2016	75	48	66	59	38	-	-	-	-	-	-	-	286	-6.5%	▼	286

			Jan	Feb	Mar	Apr	May	Jun	Jul	Aug	Sep	Oct	Nov	Dec	Thru May	% Change	Trending	Total
Civil	Contested Divorce	2015	-	-	3	1	-	-	1	-	4	-	-	-	4			9
		2016	-	1	1	1	-	-	-	-	-	-	-	-	3	-25.0%	▼	3
	Domestic and Family - Level 1	2015	1	2	5	2	1	-	-	1	-	2	2	-	11			16
		2016	3	-	-	-	1	-	-	-	-	-	-	-	4	-63.6%	▼	4
	Domestic and Family - Lev	2015	1	-	1	-	1	2	-	1	-	-	-	1	3			7
	General Civil - Level 1	2015	-	-	-	-	-	1	-	-	1	1	-	-	0			3
	General Civil - Level 2	2015	4	1	2	2	-	1	2	1	1	-	1	-	9	0.0%	↔	15
		2016	-	-	1	-	-	-	-	-	-	-	-	-	1	-88.9%	▼	1
	General Civil - Level 3	2015	1	2	-	1	1	-	2	-	-	1	1	-	5			9
		2016	-	-	1	-	-	-	-	-	-	-	-	-	1	-80.0%	▼	1
Criminal	Probates/Wills and Trusts - Level 2	2015	-	-	1	-	-	1	-	-	-	-	-	-	1	0.0%	↔	2
		2016	-	-	1	-	-	-	-	-	-	-	-	-	1	0.0%	↔	1
	Uncontested Divorce	2015	1	5	1	1	1	4	2	1	3	3	2	3	9			27
		2016	-	3	-	1	3	-	-	-	-	-	-	-	7	-22.2%	▼	7
	Misdemeanor	2015	8	2	2	8	8	5	7	9	10	5	9	4	28			77
		2016	10	2	10	10	5	-	-	-	-	-	-	-	37	32.1%	▲	37
	Non-Capital Felonies and Related Matters	2015	3	10	36	31	8	10	13	6	13	69	15	18	88			232
		2016	17	6	14	13	3	-	-	-	-	-	-	-	53	-39.8%	▼	53
	Other Criminally Related Matters	2015	1	-	3	-	2	4	-	3	4	3	2	2	6			24
		2016	1	3	1	-	3	-	-	-	-	-	-	-	8	33.3%	▲	8
Other	Miscellaneous	2015	47	22	32	22	14	30	26	28	26	23	38	56	137			364
		2016	44	32	36	32	18	-	-	-	-	-	-	-	162	18.2%	▲	162
	Other	2015	2	2	-	-	1	6	-	-	-	1	-	1	5			13
		2016	-	1	1	2	5	-	-	-	-	-	-	-	9	80.0%	▲	9

Court: Dinwiddie Circuit

Start/End Date: Jan-15 / May-16

2015 Average Month: 137

Jan-May 2015: 725

Filings Trending: Downward ▼

Circuit/Court ID: 11

211053


Type of Case: Filings

2016 Average Month:134

Jan-May 2016 : 671

Overall AVG. Month: 136

Monthly Filings Summary



Jan 15-May 16

Totals

	2015	2016
Civil	297	122
Criminal	680	235
Other	663	314
Total	1,640	671

Jan --- May Filings

725

671

2015

2016

Jan --- May Filings

	2015	2016	% Change	Trending
Civil	120	122	1.7%	▲
Criminal	334	235	-29.6%	▼
Other	271	314	15.9%	▲
Total	725	671	-7.4%	▼

	Jan	Feb	Mar	Apr	May	Jun	Jul	Aug	Sep	Oct	Nov	Dec	Thru May	% Change	Trending	Total
2015	149	118	162	153	143	134	152	124	92	136	133	144	725			1,640
2016	128	148	179	124	92	-	-	-	-	-	-	-	671	-7.4%	▼	671

			Jan	Feb	Mar	Apr	May	Jun	Jul	Aug	Sep	Oct	Nov	Dec	Thru May	% Change	Trending	Total
Civil	Administrative Law	2015	1	-	-	1	-	1	1	1	-	-	-	-	2			5
		2016	-	-	1	-	-	-	-	-	-	-	-	-	1	-50.0%	▼	1
	Contested Divorce	2015	1	2	1	1	4	5	5	-	1	1	2	5	9			28
		2016	2	4	1	2	2	-	-	-	-	-	-	-	11	22.2%	▲	11
	Domestic and Family - Level 1	2015	-	2	7	2	5	4	1	-	4	8	3	3	16			39
		2016	-	6	9	6	-	-	-	-	-	-	-	-	21	31.3%	▲	21
	Domestic and Family - Level 2	2015	2	1	4	-	-	3	1	2	2	1	2	2	7			20
		2016	2	-	-	1	1	-	-	-	-	-	-	-	4	-42.9%	▼	4
	General Civil - Level 1	2016	-	3	1	-	-	-	-	-	-	-	-	-	4			4
		2015	3	-	7	2	2	7	3	6	5	4	3	3	14			45
	General Civil - Level 2	2016	1	3	7	3	8	-	-	-	-	-	-	-	22	57.1%	▲	22
		2015	6	5	4	4	12	6	2	11	7	5	21	-	31			83
	General Civil - Level 3	2016	10	4	2	3	3	-	-	-	-	-	-	-	22	-29.0%	▼	22
		2015	1	-	1	-	1	-	-	3	1	-	-	-	3			7
Criminal	Probates/Wills and Trusts - Level 2	2016	1	-	-	-	-	-	-	-	-	-	-	-	1	-66.7%	▼	1
		2015	10	3	6	8	11	5	2	3	4	7	5	6	38			70
	Uncontested Divorce	2016	5	9	7	6	9	-	-	-	-	-	-	-	36	-5.3%	▼	36
		2015	-	1	-	-	-	-	-	-	-	-	-	-	1			1
	Capital Murder	2015	25	10	16	23	25	22	16	11	6	20	18	11	99			203
		2016	8	19	22	20	14	-	-	-	-	-	-	-	83	-16.2%	▼	83
	Misdemeanor	2015	36	30	52	56	34	26	65	36	14	26	25	18	208			418
		2016	30	30	38	30	14	-	-	-	-	-	-	-	142	-31.7%	▼	142
	Non-Capital Felonies and Related Matters	2015	5	4	4	8	5	4	3	5	3	8	5	4	26			58
		2016	1	1	3	2	3	-	-	-	-	-	-	-	10	-61.5%	▼	10
	Other Criminally Related Matters	2015	58	59	60	48	44	51	53	46	44	56	48	92	269			659
		2016	68	69	88	51	38	-	-	-	-	-	-	-	314	16.7%	▲	314
	Miscellaneous	2015	1	1	-	-	-	-	-	-	1	-	1	-	2			4
		2016	1	1	-	-	-	-	-	-	-	-	-	-	-			-
Other	Other	2015	1	1	-	-	-	-	-	-	-	-	-	-	-			-
		2016	1	1	-	-	-	-	-	-	-	-	-	-	-			-

Court: Nottoway Circuit

Start/End Date: Jan-15 / May-16

2015 Average Month: 65

Jan-May 2015: 262

Filings Trending: Upward ▲

Circuit/Court ID: 11

211135


Type of Case: Filings

2016 Average Month:74

Jan-May 2016 : 369

Overall AVG. Month: 67

Monthly Filings Summary

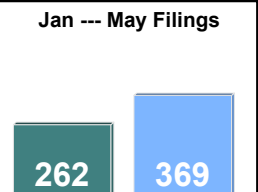


Jan 15-May 16

Totals

	2015	2016
Civil	141	51
Criminal	319	145
Other	315	173
Total	775	369

Jan --- May Filings



262 2015 369 2016

Jan --- May Filings

	2015	2016	% Change	Trending
Civil	53	51	-3.8%	▼
Criminal	92	145	57.6%	▲
Other	117	173	47.9%	▲
Total	262	369	40.8%	▲

	Jan	Feb	Mar	Apr	May	Jun	Jul	Aug	Sep	Oct	Nov	Dec	Thru May	% Change	Trending	Total
2015	41	50	68	43	60	56	73	98	89	55	84	58	262			775
2016	74	71	85	58	81	-	-	-	-	-	-	-	369	40.8%	▲	369

			Jan	Feb	Mar	Apr	May	Jun	Jul	Aug	Sep	Oct	Nov	Dec	Thru May	% Change	Trending	Total
Civil	Administrative Law	2015	-	-	-	-	-	-	-	-	1	-	1	-	0			2
	Contested Divorce	2015	1	1	1	2	1	-	1	-	2	1	1	3	6	0.0%	↔	14
		2016	1	2	1	4	-	-	-	-	-	-	-	-	8	33.3%	▲	8
	Domestic and Family - Level 1	2015	1	2	-	3	2	2	2	-	-	1	1	4	8			18
		2016	1	-	-	3	-	-	-	-	-	-	-	-	4	-50.0%	▼	4
	Domestic and Family - Level 2	2015	-	1	-	-	-	-	-	1	-	-	-	-	1			2
		2016	-	-	-	3	1	-	-	-	-	-	-	-	4	300.0%	▲	4
	General Civil - Level 1	2015	-	1	-	-	-	-	-	-	-	-	-	1	1			2
	General Civil - Level 2	2015	2	1	-	5	2	1	3	4	3	3	1	-	10			25
		2016	1	2	3	4	1	-	-	-	-	-	-	-	11	10.0%	▲	11
	General Civil - Level 3	2015	2	2	4	1	-	3	-	15	1	8	3	2	9			41
		2016	-	3	5	3	1	-	-	-	-	-	-	-	12	33.3%	▲	12
	Probates/Wills and Trusts - Level 2	2015	-	-	-	-	-	-	-	1	1	-	-	-	0			2
		2016	-	4	-	-	1	-	-	-	-	-	-	-	5	0.0%	↔	5
Criminal	Protective Orders	2016	-	-	1	-	-	-	-	-	-	-	-	-	1			1
	Uncontested Divorce	2015	3	3	6	3	3	5	2	1	4	4	1	-	18			35
		2016	1	3	1	-	1	-	-	-	-	-	-	-	6	-66.7%	▼	6
	Misdemeanor	2015	2	4	3	1	2	4	12	14	17	4	11	2	12			76
Other		2016	2	4	7	5	12	-	-	-	-	-	-	-	30	150.0%	▲	30
	Non-Capital Felonies and Related Matters	2015	7	15	9	11	29	8	18	27	32	10	35	11	71			212
		2016	17	8	31	7	42	-	-	-	-	-	-	-	105	47.9%	▲	105
	Other Criminally Related Matters	2015	-	5	1	1	2	3	5	6	2	1	3	2	9			31
Other		2016	1	3	1	2	3	-	-	-	-	-	-	-	10	11.1%	▲	10
	Miscellaneous	2015	23	14	43	15	16	30	24	28	24	23	27	33	111			300
		2016	50	42	33	26	19	-	-	-	-	-	-	-	170	53.2%	▲	170
	Other	2015	-	1	1	1	3	-	6	1	2	-	-	-	6			15
		2016	-	-	2	1	-	-	-	-	-	-	-	-	3	-50.0%	▼	3

Court: Powhatan Circuit

Start/End Date: Jan-15 / May-16

2015 Average Month: 109

Jan-May 2015: 480

Filings Trending: Upward ▲

Circuit/Court ID: 11

211145


Type of Case: Filings

2016 Average Month: 141

Jan-May 2016 : 707

Overall AVG. Month: 119

Monthly Filings Summary

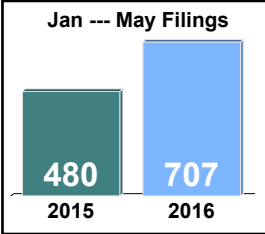


Jan 15-May 16

Totals

	2015	2016
Civil	203	105
Criminal	316	123
Other	790	479
Total	1,309	707

Jan --- May Filings



480 707

2015 2016

Jan --- May Filings

	2015	2016	% Change	Trending
Civil	83	105	26.5%	▲
Criminal	109	123	12.8%	▲
Other	288	479	66.3%	▲
Total	480	707	47.3%	▲

	Jan	Feb	Mar	Apr	May	Jun	Jul	Aug	Sep	Oct	Nov	Dec	Thru May	% Change	Trending	Total
2015	92	103	115	83	87	112	93	85	114	106	140	179	480			1,309
2016	149	157	150	155	96	-	-	-	-	-	-	-	707	47.3%	▲	707

			Jan	Feb	Mar	Apr	May	Jun	Jul	Aug	Sep	Oct	Nov	Dec	Thru May	% Change	Trending	Total
Civil	Administrative Law	2016	1	-	-	-	-	-	-	-	-	-	-	-	1			1
	Contested Divorce	2015	1	5	6	4	5	2	1	3	2	2	3	2	21			36
		2016	2	1	1	2	1	-	-	-	-	-	-	-	7	-66.7%	▼	7
	Domestic and Family - Level 1	2015	-	-	-	-	-	-	2	1	2	3	4	4	0			16
		2016	1	2	14	3	3	-	-	-	-	-	-	-	23	0.0%	↔	23
	Domestic and Family - Level 2	2015	1	-	-	1	-	-	4	1	3	1	2	-	2			13
		2016	-	-	1	-	-	-	-	-	-	-	-	-	1	-50.0%	▼	1
	General Civil - Level 1	2015	-	-	1	-	-	-	-	-	-	-	-	-	1			1
	General Civil - Level 2	2015	6	6	7	2	3	2	8	5	5	2	6	4	24			56
		2016	3	2	2	3	5	-	-	-	-	-	-	-	15	-37.5%	▼	15
	General Civil - Level 3	2015	2	3	1	2	2	1	1	1	1	2	-	1	10			17
		2016	6	1	1	2	-	-	-	-	-	-	-	-	10	0.0%	↔	10
	Probates/Wills and Trusts	2016	-	-	-	-	1	-	-	-	-	-	-	-	1			1
	Probates/Wills and Trusts - Level 2	2015	-	-	-	-	-	-	2	3	-	-	-	-	0			5
Criminal		2016	1	-	1	1	3	-	-	-	-	-	-	-	6	0.0%	↔	6
	Protective Orders	2016	-	-	1	-	2	-	-	-	-	-	-	-	3			3
	Uncontested Divorce	2015	2	4	9	7	3	6	5	2	6	8	4	3	25			59
		2016	3	8	12	3	12	-	-	-	-	-	-	-	38	52.0%	▲	38
	Misdemeanor	2015	2	11	5	1	8	5	3	2	5	5	9	6	27			62
		2016	2	2	7	6	5	-	-	-	-	-	-	-	22	-18.5%	▼	22
Other	Non-Capital Felonies and Related Matters	2015	13	14	15	18	13	32	13	8	21	17	33	23	73			220
		2016	22	19	3	34	10	-	-	-	-	-	-	-	88	20.5%	▲	88
	Other Criminally Related Matters	2015	1	2	3	3	-	6	-	2	10	1	5	1	9			34
		2016	-	3	3	5	2	-	-	-	-	-	-	-	13	44.4%	▲	13
	Miscellaneous	2015	64	58	68	45	53	58	54	57	59	65	74	135	288			790
		2016	108	117	104	96	52	-	-	-	-	-	-	-	477	65.6%	▲	477
Other		2016	-	2	-	-	-	-	-	-	-	-	-	-	2			2

Court: Petersburg Circuit

Start/End Date: Jan-15 / May-16

2015 Average Month: 177

Jan-May 2015: 868

Filings Trending: Upward ▲

Circuit/Court ID: 11

211730


Type of Case: Filings

2016 Average Month:200

Jan-May 2016 : 1,000

Overall AVG. Month: 184

Monthly Filings Summary

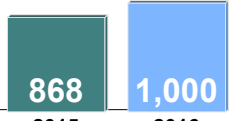


Jan 15-May 16

Totals

	2015	2016
Civil	444	221
Criminal	1,285	572
Other	398	207
Total	2,127	1,000

Jan --- May Filings



868 2015 1,000 2016

Jan --- May Filings

	2015	2016	% Change	Trending
Civil	173	221	27.7%	▲
Criminal	560	572	2.1%	▲
Other	135	207	53.3%	▲
Total	868	1,000	15.2%	▲

	Jan	Feb	Mar	Apr	May	Jun	Jul	Aug	Sep	Oct	Nov	Dec	Thru May	% Change	Trending	Total
2015	121	142	231	194	180	191	165	173	162	215	161	192	868			2,127
2016	161	244	212	204	179	-	-	-	-	-	-	-	1,000	15.2%	▲	1,000

			Jan	Feb	Mar	Apr	May	Jun	Jul	Aug	Sep	Oct	Nov	Dec	Thru May	% Change	Trending	Total
Civil	Administrative Law	2015	1	1	-	4	1	2	-	-	1	1	-	2	7			13
		2016	-	-	1	-	1	-	-	-	-	-	-	-	2	-71.4%	▼	2
	Contested Divorce	2015	1	4	3	4	4	9	6	2	2	3	2	1	16			41
		2016	1	4	7	1	2	-	-	-	-	-	-	-	15	-6.3%	▼	15
	Domestic and Family - Level 1	2015	1	2	4	3	8	13	6	6	6	5	3	4	18			61
		2016	8	1	-	8	4	-	-	-	-	-	-	-	21	16.7%	▲	21
	Domestic and Family - Level 2	2015	-	-	1	2	1	1	-	-	1	-	1	1	4			8
		2016	13	3	3	3	3	-	-	-	-	-	-	-	25	525.0%	▲	25
	General Civil - Level 1	2015	-	-	-	1	1	2	-	-	-	-	-	2	2			6
		2016	-	-	-	-	1	-	-	-	-	-	-	-	1	-50.0%	▼	1
	General Civil - Level 2	2015	8	5	11	14	7	8	14	12	13	12	8	13	45			125
		2016	12	14	19	17	10	-	-	-	-	-	-	-	72	60.0%	▲	72
	General Civil - Level 3	2015	4	6	11	10	9	12	5	12	4	6	7	8	40			94
		2016	17	8	9	3	3	-	-	-	-	-	-	-	40	0.0%	↔	40
	Probates/Wills and Trusts - Level 1	2015	-	-	1	-	-	-	-	-	-	-	-	-	1			1
		2016	-	1	-	-	-	-	-	-	-	-	-	-	1	0.0%	↔	1
	Probates/Wills and Trusts - Level 2	2015	1	1	1	2	1	-	1	2	-	2	2	1	6			14
		2016	1	-	2	-	1	-	-	-	-	-	-	-	4	-33.3%	▼	4
Criminal	Uncontested Divorce	2015	5	3	13	3	10	6	8	5	9	9	4	6	34			81
		2016	4	8	14	5	9	-	-	-	-	-	-	-	40	17.6%	▲	40
	Misdemeanor	2015	11	25	20	33	24	34	16	35	18	44	14	30	113			304
		2016	19	25	17	30	34	-	-	-	-	-	-	-	125	10.6%	▲	125
	Non-Capital Felonies and Related Matters	2015	36	59	114	77	81	55	67	50	42	78	85	74	367			818
		2016	52	95	70	64	66	-	-	-	-	-	-	-	347	-5.4%	▼	347
	Other Criminally Related Matters	2015	20	7	23	17	13	11	7	14	20	18	5	8	80			163
		2016	7	25	21	30	17	-	-	-	-	-	-	-	100	25.0%	▲	100
	Miscellaneous	2015	33	29	29	24	20	38	35	34	44	37	30	42	135			395
		2016	26	60	49	42	28	-	-	-	-	-	-	-	205	51.9%	▲	205
Other	Other	2015	-	-	-	-	-	-	-	1	2	-	-	-	0			3
		2016	1	-	-	1	-	-	-	-	-	-	-	-	2	0.0%	↔	2

Court: Chesterfield Circuit

Start/End Date: Jan-15 / May-16

2015 Average Month: 1,208

Jan-May 2015: 6,174

Filings Trending: Upward ▲

Circuit/Court ID: 12

212041

Type of Case: Filings

2016 Average Month: 1,539

Jan-May 2016 : 7,693

Overall AVG. Month: 1,305

Monthly Filings Summary

Jan 15-May 16

Totals

	2015	2016
Civil	2,584	1,123
Criminal	6,208	2,869
Other	5,706	3,701
Total	14,498	7,693

Jan --- May Filings

6,174 2015 7,693 2016

Jan --- May Filings

	2015	2016	% Change	Trending
Civil	1,084	1,123	3.6%	▲
Criminal	2,515	2,869	14.1%	▲
Other	2,575	3,701	43.7%	▲
Total	6,174	7,693	24.6%	▲

	Jan	Feb	Mar	Apr	May	Jun	Jul	Aug	Sep	Oct	Nov	Dec	Thru May	% Change	Trending	Total
2015	1,377	1,077	1,436	1,183	1,101	1,178	1,248	1,169	1,300	1,114	1,108	1,207	6,174			14,498
2016	1,566	1,549	1,904	1,250	1,424	-	-	-	-	-	-	-	7,693	24.6%	▲	7,693

			Jan	Feb	Mar	Apr	May	Jun	Jul	Aug	Sep	Oct	Nov	Dec	Thru May	% Change	Trending	Total
Civil	Administrative Law	2015	2	4	-	1	2	1	1	-	-	3	-	3	9			17
		2016	3	3	1	1	1	-	-	-	-	-	-	-	9	0.0%	↔	9
	Contested Divorce	2015	31	18	27	35	19	38	27	25	32	29	21	27	130			329
		2016	29	32	44	32	33	-	-	-	-	-	-	-	170	30.8%	▲	170
	Domestic and Family - Level 1	2015	21	14	32	27	44	32	37	19	35	40	14	32	138			347
		2016	31	21	31	29	18	-	-	-	-	-	-	-	130	-5.8%	▼	130
	Domestic and Family - Level 2	2015	6	6	11	6	8	6	7	8	7	5	7	4	37			81
		2016	7	4	6	13	10	-	-	-	-	-	-	-	40	8.1%	▲	40
	General Civil - Level 1	2015	1	4	2	1	1	1	1	1	1	2	2	4	9			21
		2016	-	3	2	4	-	-	-	-	-	-	-	-	9	0.0%	↔	9
	General Civil - Level 2	2015	35	50	44	56	56	62	62	41	53	42	51	59	241			611
		2016	39	62	69	40	45	-	-	-	-	-	-	-	255	5.8%	▲	255
	General Civil - Level 3	2015	11	20	24	20	47	40	30	18	19	15	14	17	122			275
		2016	17	18	17	23	19	-	-	-	-	-	-	-	94	-23.0%	▼	94
	Probates/Wills and Trusts - Level 1	2015	1	-	1	2	-	1	1	-	1	-	3	-	4			10
		2016	1	1	-	-	2	-	-	-	-	-	-	-	4	0.0%	↔	4
	Probates/Wills and Trusts - Level 2	2015	6	10	9	5	12	6	8	3	9	13	6	6	42			93
		2016	4	3	12	4	10	-	-	-	-	-	-	-	33	-21.4%	▼	33
	Protective Orders	2015	-	1	1	1	1	-	1	5	1	-	2	-	4			13
		2016	-	-	3	2	-	-	-	-	-	-	-	-	5	25.0%	▲	5
Uncontested Divorce	2015	62	61	91	66	68	64	70	64	69	64	40	68	348			787	
	2016	57	79	89	81	68	-	-	-	-	-	-	-	374	7.5%	▲	374	
Criminal	Capital Murder	2015	-	-	-	-	-	1	-	-	-	-	2	-	0			3
		2016	-	-	-	-	1	-	-	-	-	-	-	-	1	0.0%	↔	1
	Misdemeanor	2015	180	122	165	123	113	177	158	124	166	122	153	128	703			1,731
		2016	138	103	228	120	152	-	-	-	-	-	-	-	741	5.4%	▲	741
	Non-Capital Felonies and Related Matters	2015	383	301	304	312	347	367	318	316	388	379	339	330	1,647			4,084
		2016	378	337	435	372	435	-	-	-	-	-	-	-	1,957	18.8%	▲	1,957
Other Criminally Related Matters	2015	45	30	40	29	21	33	24	32	43	27	41	25	165			390	
	2016	28	39	32	32	39	-	-	-	-	-	-	-	170	3.0%	▲	170	
Other	Miscellaneous	2015	576	408	660	459	339	316	473	473	449	326	382	453	2,442			5,314
		2016	784	817	910	465	564	-	-	-	-	-	-	-	3,540	45.0%	▲	3,540
	Other	2015	17	28	25	40	23	33	30	40	27	47	31	51	133			392
	2016	50	27	25	32	27	-	-	-	-	-	-	-	161	21.1%	▲	161	

Court: Colonial Heights Circuit

Start/End Date: Jan-15 / May-16

2015 Average Month: 154

Jan-May 2015: 776

Filings Trending: Upward ▲

Circuit/Court ID: 12

212570


Type of Case: Filings

2016 Average Month:174

Jan-May 2016 : 869

Overall AVG. Month: 160

Monthly Filings Summary

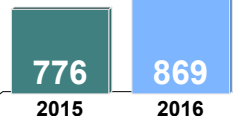


Jan 15-May 16

Totals

	2015	2016
Civil	190	88
Criminal	1,209	542
Other	448	239
Total	1,847	869

Jan --- May Filings



776 869

2015 2016

Jan --- May Filings

	2015	2016	% Change	Trending
Civil	67	88	31.3%	▲
Criminal	516	542	5.0%	▲
Other	193	239	23.8%	▲
Total	776	869	12.0%	▲

	Jan	Feb	Mar	Apr	May	Jun	Jul	Aug	Sep	Oct	Nov	Dec	Thru May	% Change	Trending	Total
2015	144	182	129	183	138	121	149	189	120	176	180	136	776			1,847
2016	129	207	176	177	180	-	-	-	-	-	-	-	869	12.0%	▲	869

			Jan	Feb	Mar	Apr	May	Jun	Jul	Aug	Sep	Oct	Nov	Dec	Thru May	% Change	Trending	Total
Civil	Administrative Law	2015	-	1	-	-	-	-	1	-	-	-	-	-	1			2
		2016	-	-	2	-	-	-	-	-	-	-	-	-	2	100.0%	▲	2
	Contested Divorce	2015	3	1	2	1	3	2	5	1	4	4	4	6	10	40.0%	▲	36
		2016	-	3	4	2	5	-	-	-	-	-	-	-	14			14
	Domestic and Family - Level 1	2015	2	-	2	2	-	-	3	3	2	5	5	6	6			30
		2016	1	4	-	1	2	-	-	-	-	-	-	-	8	33.3%	▲	8
	Domestic and Family - Level 2	2015	-	-	-	-	1	-	1	-	-	-	1	-	1			3
		2016	-	-	-	1	1	-	-	-	-	-	-	-	2	100.0%	▲	2
	General Civil - Level 1	2015	-	-	-	-	-	-	2	-	-	-	-	-	0			2
		2016	-	-	1	-	-	-	-	-	-	-	-	-	1	0.0%	↔	1
	General Civil - Level 2	2015	2	3	4	2	2	2	-	2	-	1	1	3	13			22
		2016	2	2	1	5	3	-	-	-	-	-	-	-	13	0.0%	↔	13
	General Civil - Level 3	2015	-	-	2	3	2	1	-	5	1	3	-	6	7			23
		2016	1	2	-	1	4	-	-	-	-	-	-	-	8	14.3%	▲	8
	Probates/Wills and Trusts	2016	-	-	1	-	-	-	-	-	-	-	-	-	1			1
	Probates/Wills and Trusts - Level 2	2015	1	1	-	1	1	-	-	1	-	1	-	1	4			7
		2016	-	-	1	2	-	-	-	-	-	-	-	-	3	-25.0%	▼	3
Criminal	Protective Orders	2016	-	-	-	2	1	-	-	-	-	-	-	-	3			3
		2015	3	3	8	8	3	11	5	6	9	3	3	3	25			65
	Uncontested Divorce	2016	5	6	10	6	6	-	-	-	-	-	-	-	33	32.0%	▲	33
		2015	37	23	26	35	49	35	35	26	19	44	42	19	170			390
	Misdemeanor	2016	22	28	42	34	58	-	-	-	-	-	-	-	184	8.2%	▲	184
		2015	45	106	41	83	51	33	55	101	55	59	84	32	326			745
	Non-Capital Felonies and Related Matters	2016	42	94	54	81	53	-	-	-	-	-	-	-	324	-0.6%	▼	324
		2015	3	7	-	8	2	11	7	11	2	14	3	6	20			74
	Other Criminally Related Matters	2016	10	4	5	6	9	-	-	-	-	-	-	-	34	70.0%	▲	34
		2015	33	32	34	29	21	21	33	26	21	38	32	52	149			372
	Miscellaneous	2016	38	58	48	32	35	-	-	-	-	-	-	-	211	41.6%	▲	211
		2015	15	5	10	11	3	5	2	7	7	4	5	2	44			76
	Other	2016	8	6	7	4	3	-	-	-	-	-	-	-	28	-36.4%	▼	28

Court: Richmond Circuit

Start/End Date: Jan-15 / May-16

2015 Average Month: 1,201

Jan-May 2015: 6,066

Filings Trending: Steady ↔

Circuit/Court ID: 13

213760


Type of Case: Filings

2016 Average Month: 1,235

Jan-May 2016 : 6,176

Overall AVG. Month: 1,211

Monthly Filings Summary

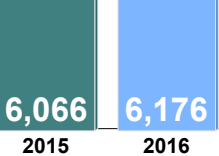


Jan 15-May 16

Totals

	2015	2016
Civil	2,805	1,328
Criminal	6,497	2,728
Other	5,110	2,120
Total	14,412	6,176

Jan --- May Filings



20152016

Jan --- May Filings

	2015	2016	% Change	Trending
Civil	1,108	1,328	19.9%	▲
Criminal	2,810	2,728	-2.9%	▼
Other	2,148	2,120	-1.3%	▼
Total	6,066	6,176	1.8%	▲

	Jan	Feb	Mar	Apr	May	Jun	Jul	Aug	Sep	Oct	Nov	Dec	Thru May	% Change	Trending	Total
2015	1,224	1,110	1,362	1,252	1,118	1,375	1,339	1,204	1,063	1,230	1,077	1,058	6,066			14,412
2016	1,111	1,234	1,367	1,189	1,275	-	-	-	-	-	-	-	6,176	1.8%	▲	6,176

			Jan	Feb	Mar	Apr	May	Jun	Jul	Aug	Sep	Oct	Nov	Dec	Thru May	% Change	Trending	Total
Civil	Administrative Law	2015	2	3	3	1	1	3	5	2	-	8	3	4	10			35
		2016	2	1	1	1	7	-	-	-	-	-	-	-	12	20.0%	▲	12
	Contested Divorce	2015	16	17	24	21	15	26	15	17	15	11	15	14	93			206
		2016	11	28	31	22	15	-	-	-	-	-	-	-	107	15.1%	▲	107
	Domestic and Family - Level 1	2015	12	4	12	10	10	14	26	16	18	14	10	33	48			179
		2016	2	19	38	19	19	-	-	-	-	-	-	-	97	102.1%	▲	97
	Domestic and Family - Level 2	2015	10	10	9	9	14	6	14	8	9	11	5	25	52			130
		2016	11	17	15	11	22	-	-	-	-	-	-	-	76	46.2%	▲	76
	General Civil - Level 1	2015	1	3	7	8	3	4	7	2	6	4	7	8	22			60
		2016	1	4	3	2	5	-	-	-	-	-	-	-	15	-31.8%	▼	15
	General Civil - Level 2	2015	93	80	93	90	107	115	132	101	95	111	76	94	463			1,187
		2016	89	110	146	100	134	-	-	-	-	-	-	-	579	25.1%	▲	579
	General Civil - Level 3	2015	37	47	33	33	31	42	55	44	27	25	30	35	181			439
		2016	31	31	38	40	48	-	-	-	-	-	-	-	188	3.9%	▲	188
	Probates/Wills and Trusts - Level 1	2015	-	-	1	1	1	1	1	-	1	1	-	-	3			7
		2016	1	-	-	-	-	-	-	-	-	-	-	-	1	-66.7%	▼	1
	Probates/Wills and Trusts - Level 2	2015	7	12	8	6	9	11	7	7	6	9	5	19	42			106
		2016	6	15	13	12	13	-	-	-	-	-	-	-	59	40.5%	▲	59
Criminal	Uncontested Divorce	2015	25	48	41	50	30	51	40	40	28	35	40	28	194			456
		2016	32	44	44	37	37	-	-	-	-	-	-	-	194	0.0%	↔	194
	Capital Murder	2015	-	3	2	-	-	-	-	-	-	-	-	-	5			5
		2016	1	2	-	2	-	-	-	-	-	-	-	-	5	0.0%	↔	5
	Misdemeanor	2015	124	90	101	104	84	106	132	101	91	117	79	85	503			1,214
		2016	109	86	60	83	115	-	-	-	-	-	-	-	453	-9.9%	▼	453
	Non-Capital Felonies and Related Matters	2015	483	397	442	396	342	427	421	415	391	386	365	281	2,060			4,746
		2016	421	313	444	339	367	-	-	-	-	-	-	-	1,884	-8.5%	▼	1,884
	Other Criminally Related Matters	2015	56	35	34	76	41	56	38	41	6	86	29	34	242			532
		2016	19	103	51	122	91	-	-	-	-	-	-	-	386	59.5%	▲	386
Other	Miscellaneous	2015	195	199	329	272	223	261	236	235	250	251	228	259	1,218			2,938
		2016	216	306	326	276	257	-	-	-	-	-	-	-	1,381	13.4%	▲	1,381
	Other	2015	163	162	223	175	207	252	210	175	120	161	185	139	930			2,172
		2016	159	155	157	123	145	-	-	-	-	-	-	-	739	-20.5%	▼	739

Court: Henrico Circuit

Start/End Date: Jan-15 / May-16

2015 Average Month: 1,010

Jan-May 2015: 5,015

Filings Trending: Upward ▲

Circuit/Court ID: 14

214087

Type of Case: Filings

2016 Average Month: 1,107

Jan-May 2016 : 5,535

Overall AVG. Month: 1,039

Monthly Filings Summary

Jan 15-May 16

Totals

	2015	2016
Civil	2,341	1,057
Criminal	5,318	2,232
Other	4,466	2,246
Total	12,125	5,535

Jan --- May Filings

5,015

2015

5,535

2016

Jan --- May Filings

	2015	2016	% Change	Trending
Civil	950	1,057	11.3%	▲
Criminal	2,274	2,232	-1.8%	▼
Other	1,791	2,246	25.4%	▲
Total	5,015	5,535	10.4%	▲

	Jan	Feb	Mar	Apr	May	Jun	Jul	Aug	Sep	Oct	Nov	Dec	Thru May	% Change	Trending	Total
2015	913	951	1,064	1,052	1,035	1,013	949	976	955	1,105	849	1,263	5,015			12,125
2016	1,000	1,134	1,258	1,119	1,024	-	-	-	-	-	-	-	5,535	10.4%	▲	5,535

			Jan	Feb	Mar	Apr	May	Jun	Jul	Aug	Sep	Oct	Nov	Dec	Thru May	% Change	Trending	Total
Civil	Administrative Law	2015	1	1	-	2	-	-	1	-	-	1	3	1	4			10
		2016	1	1	1	-	-	-	-	-	-	-	-	-	3	-25.0%	▼	3
	Contested Divorce	2015	31	25	40	22	22	35	28	28	29	23	16	16	140			315
		2016	18	24	35	17	29	-	-	-	-	-	-	-	123	-12.1%	▼	123
	Domestic and Family - Level 1	2015	11	7	10	10	9	25	16	18	14	25	20	19	47			184
		2016	9	20	22	23	12	-	-	-	-	-	-	-	86	83.0%	▲	86
	Domestic and Family - Level 2	2015	4	7	9	16	6	7	9	8	9	8	8	10	42			101
		2016	10	6	25	13	5	-	-	-	-	-	-	-	59	40.5%	▲	59
	General Civil - Level 1	2015	5	2	-	1	2	1	-	3	3	4	-	2	10			23
		2016	5	9	3	3	4	-	-	-	-	-	-	-	24	140.0%	▲	24
	General Civil - Level 2	2015	35	52	44	55	61	54	53	38	68	44	44	55	247			603
		2016	48	64	58	59	57	-	-	-	-	-	-	-	286	15.8%	▲	286
	General Civil - Level 3	2015	11	20	25	26	20	27	21	44	18	25	19	21	102			277
		2016	17	34	26	21	25	-	-	-	-	-	-	-	123	20.6%	▲	123
	Probates/Wills and Trusts - Level 1	2015	-	-	-	-	-	1	1	1	1	1	-	-	0			5
		2016	-	-	2	1	-	-	-	-	-	-	-	-	3	0.0%	↔	3
	Probates/Wills and Trusts - Level 2	2015	10	12	-	5	5	12	9	8	7	5	6	7	32			86
		2016	3	8	9	9	13	-	-	-	-	-	-	-	42	31.3%	▲	42
Criminal	Protective Orders	2015	-	-	-	-	-	-	-	-	-	2	-	1	0			3
		2016	1	-	2	-	-	-	-	-	-	-	-	-	3	0.0%	↔	3
	Uncontested Divorce	2015	57	67	73	69	60	59	71	45	63	53	48	69	326			734
		2016	33	70	85	58	59	-	-	-	-	-	-	-	305	-6.4%	▼	305
	Capital Murder	2015	-	-	-	-	1	-	-	-	-	-	-	-	1			1
		2016	-	1	-	-	2	-	-	-	-	-	-	-	3	200.0%	▲	3
	Misdemeanor	2015	79	104	124	96	118	160	102	110	117	137	79	128	521			1,354
		2016	90	68	109	115	94	-	-	-	-	-	-	-	476	-8.6%	▼	476
	Non-Capital Felonies and Related Matters	2015	307	256	291	374	341	247	292	283	260	346	228	298	1,569			3,523
		2016	251	286	363	344	314	-	-	-	-	-	-	-	1,558	-0.7%	▼	1,558
	Other Criminally Related Matters	2015	41	31	33	33	45	48	36	32	37	31	37	36	183			440
		2016	34	39	39	35	48	-	-	-	-	-	-	-	195	6.6%	▲	195
Other	Miscellaneous	2015	290	340	386	318	325	305	280	323	305	362	312	564	1,659			4,110
		2016	455	479	448	392	336	-	-	-	-	-	-	-	2,110	27.2%	▲	2,110
	Other	2015	31	27	29	25	20	32	30	35	24	38	29	36	132			356
		2016	25	25	31	29	26	-	-	-	-	-	-	-	136	3.0%	▲	136

Court: Caroline Circuit

Start/End Date: Jan-15 / May-16

2015 Average Month: 175

Jan-May 2015: 983

Filings Trending: Downward ▼

Circuit/Court ID: 15

215033


Type of Case: Filings

2016 Average Month: 179

Jan-May 2016 : 893

Overall AVG. Month: 176

Monthly Filings Summary




Jan 15-May 16

Totals

	2015	2016
Civil	255	115
Criminal	1,027	395
Other	816	383
Total	2,098	893

Jan --- May Filings



983 893

2015 2016

Jan --- May Filings

	2015	2016	% Change	Trending
Civil	93	115	23.7%	▲
Criminal	557	395	-29.1%	▼
Other	333	383	15.0%	▲
Total	983	893	-9.2%	▼

	Jan	Feb	Mar	Apr	May	Jun	Jul	Aug	Sep	Oct	Nov	Dec	Thru May	% Change	Trending	Total
2015	211	144	259	164	205	183	139	182	156	132	133	190	983			2,098
2016	144	195	202	169	183	-	-	-	-	-	-	-	893	-9.2%	▼	893

			Jan	Feb	Mar	Apr	May	Jun	Jul	Aug	Sep	Oct	Nov	Dec	Thru May	% Change	Trending	Total	
Civil	Administrative Law	2015	-	-	1	2	-	-	-	-	-	-	-	-	3			3	
		2016	1	-	-	-	-	-	-	-	-	-	-	-	1	-66.7%	▼	1	
	Contested Divorce	2015	1	2	3	-	1	2	2	1	1	3	-	1	7			17	
		2016	-	3	1	3	1	-	-	-	-	-	-	-	8	14.3%	▲	8	
	Domestic and Family - Level 1	2015	1	1	6	1	4	3	13	15	4	2	7	12	13			69	
		2016	6	-	3	6	7	-	-	-	-	-	-	-	22	69.2%	▲	22	
	Domestic and Family - Level 2	2015	-	1	-	1	3	2	1	1	2	-	-	1	5			12	
		2016	1	1	1	-	6	-	-	-	-	-	-	-	9	80.0%	▲	9	
	General Civil - Level 1	2015	-	-	-	-	-	2	-	-	-	1	-	-	1	0			4
		2016	2	1	-	-	-	-	-	-	-	-	-	-	-	3	0.0%	↔	3
	General Civil - Level 2	2015	10	6	3	4	6	4	6	3	8	4	1	3	29			58	
		2016	3	3	2	5	7	-	-	-	-	-	-	-	20	-31.0%	▼	20	
	General Civil - Level 3	2015	2	-	6	3	2	3	1	4	4	5	-	2	13			32	
		2016	3	3	5	4	5	-	-	-	-	-	-	-	20	53.8%	▲	20	
Probates/Wills and Trusts - Level 2	2015	2	1	3	-	-	-	-	-	9	1	-	5	-	6			21	
	2016	2	1	5	2	-	-	-	-	-	-	-	-	-	10	66.7%	▲	10	
Uncontested Divorce	2015	2	5	2	3	5	4	4	2	1	4	4	3	17			39		
	2016	1	6	5	4	6	-	-	-	-	-	-	-	-	22	29.4%	▲	22	
Criminal	Capital Murder	2015	1	-	-	-	-	-	-	-	-	-	-	-	1			1	
	Misdemeanor	2015	26	18	20	13	19	21	16	24	13	13	30	18	96			231	
		2016	8	33	28	18	14	-	-	-	-	-	-	-	101	5.2%	▲	101	
	Non-Capital Felonies and Related Matters	2015	115	40	119	70	90	74	34	50	54	36	32	20	434			734	
2016		39	54	55	44	78	-	-	-	-	-	-	-	270	-37.8%	▼	270		
Other Criminally Related Matters	2015	2	8	5	7	4	10	-	3	6	6	3	7	26			61		
	2016	3	9	5	4	3	-	-	-	-	-	-	-	24	-7.7%	▼	24		
Other	Miscellaneous	2015	44	49	73	54	55	52	53	57	48	48	44	83	275			660	
		2016	73	69	78	70	50	-	-	-	-	-	-	-	340	23.6%	▲	340	
	Other	2015	5	13	18	6	16	6	9	13	13	11	7	39	58			156	
		2016	2	12	14	9	6	-	-	-	-	-	-	43	-25.9%	▼	43		

Court: Essex Circuit

Start/End Date: Jan-15 / May-16

2015 Average Month: 50

Jan-May 2015: 256

Filings Trending: Downward ▼

Circuit/Court ID: 15

215057


Type of Case: Filings

2016 Average Month:46

Jan-May 2016 : 231

Overall AVG. Month: 49

Monthly Filings Summary



Jan 15-May 16

Totals

	2015	2016
Civil	90	28
Criminal	283	115
Other	225	88
Total	598	231

Jan --- May Filings

256

231

2015

2016

Jan --- May Filings

	2015	2016	% Change	Trending
Civil	38	28	-26.3%	▼
Criminal	108	115	6.5%	▲
Other	110	88	-20.0%	▼
Total	256	231	-9.8%	▼

	Jan	Feb	Mar	Apr	May	Jun	Jul	Aug	Sep	Oct	Nov	Dec	Thru May	% Change	Trending	Total
2015	63	33	52	66	42	39	114	33	26	63	34	33	256			598
2016	43	31	70	54	33	-	-	-	-	-	-	-	231	-9.8%	▼	231

			Jan	Feb	Mar	Apr	May	Jun	Jul	Aug	Sep	Oct	Nov	Dec	Thru May	% Change	Trending	Total
Civil	Contested Divorce	2015	1	1	-	2	-	1	-	-	1	-	1	-	4			7
		2016	1	1	-	-	-	-	-	-	-	-	-	-	2	-50.0%	▼	2
	Domestic and Family - Level 1	2015	-	-	6	2	1	-	4	-	3	-	-	-	9			16
		2016	-	-	1	-	2	-	-	-	-	-	-	-	3	-66.7%	▼	3
	Domestic and Family - Lev	2015	-	-	-	-	-	1	-	-	-	-	-	-	0			1
	General Civil - Level 1	2015	-	-	-	-	-	1	-	-	-	-	-	-	0	0.0%	↔	1
	General Civil - Level 2	2015	1	2	2	1	2	3	3	4	1	3	2	-	8	0.0%	↔	24
		2016	2	1	2	2	5	-	-	-	-	-	-	-	12	50.0%	▲	12
	General Civil - Level 3	2015	1	-	2	-	-	1	3	5	2	-	-	-	3			14
		2016	-	-	2	-	2	-	-	-	-	-	-	-	4	33.3%	▲	4
Criminal	Probates/Wills and Trusts - Level 2	2015	-	-	-	-	1	-	-	-	-	-	1	-	1			2
		2016	-	-	-	1	-	-	-	-	-	-	-	-	1	0.0%	↔	1
	Uncontested Divorce	2015	1	2	1	4	5	3	4	-	1	3	-	1	13			25
		2016	-	2	1	1	2	-	-	-	-	-	-	-	6	-53.8%	▼	6
	Misdemeanor	2015	7	3	4	3	-	5	8	4	1	3	1	5	17			44
		2016	2	1	2	4	6	-	-	-	-	-	-	-	15	-11.8%	▼	15
	Non-Capital Felonies and Related Matters	2015	30	5	4	31	14	5	73	6	3	28	8	4	84			211
		2016	18	8	32	24	4	-	-	-	-	-	-	-	86	2.4%	▲	86
	Other Criminally Related Matters	2015	1	-	-	5	1	3	3	2	-	9	2	2	7			28
		2016	2	3	4	5	-	-	-	-	-	-	-	-	14	100.0%	▲	14
Oth	Miscellaneous	2015	21	20	33	18	18	16	16	12	14	17	19	21	110			225
		2016	18	15	26	17	12	-	-	-	-	-	-	-	88	-20.0%	▼	88

Court: Hanover Circuit

Start/End Date: Jan-15 / May-16

2015 Average Month: 493

Jan-May 2015: 2,454

Filings Trending: Upward ▲

Circuit/Court ID: 15

215085

Type of Case: Filings

2016 Average Month:554

Jan-May 2016 : 2,770

Overall AVG. Month: 511

Monthly Filings Summary

Jan 15-May 16

Totals

	2015	2016
Civil	1,198	552
Criminal	2,404	1,010
Other	2,315	1,208
Total	5,917	2,770

Jan --- May Filings

2,454 2,770

2015 2016

Jan --- May Filings

	2015	2016	% Change	Trending
Civil	544	552	1.5%	▲
Criminal	1,019	1,010	-0.9%	▼
Other	891	1,208	35.6%	▲
Total	2,454	2,770	12.9%	▲

	Jan	Feb	Mar	Apr	May	Jun	Jul	Aug	Sep	Oct	Nov	Dec	Thru May	% Change	Trending	Total
2015	495	505	543	484	427	406	532	460	442	456	460	707	2,454			5,917
2016	536	644	624	467	499	-	-	-	-	-	-	-	2,770	12.9%	▲	2,770

			Jan	Feb	Mar	Apr	May	Jun	Jul	Aug	Sep	Oct	Nov	Dec	Thru May	% Change	Trending	Total
Civil	Administrative Law	2015	-	1	1	1	1	1	-	1	-	3	-	-	4			9
		2016	-	-	-	-	1	-	-	-	-	-	-	-	1	-75.0%	▼	1
	Contested Divorce	2015	22	21	26	18	19	17	15	16	19	14	13	23	106			223
		2016	15	30	30	19	23	-	-	-	-	-	-	-	117	10.4%	▲	117
	Domestic and Family - Level 1	2015	8	8	8	4	9	3	8	11	8	6	9	7	37			89
		2016	11	9	11	8	12	-	-	-	-	-	-	-	51	37.8%	▲	51
	Domestic and Family - Level 2	2015	2	2	5	3	2	3	5	5	3	4	1	6	14			41
		2016	1	4	6	2	2	-	-	-	-	-	-	-	15	7.1%	▲	15
	General Civil - Level 1	2015	-	-	-	1	1	-	-	-	2	2	-	-	2			6
		2016	1	1	-	-	1	-	-	-	-	-	-	-	3	50.0%	▲	3
	General Civil - Level 2	2015	13	18	15	16	16	17	12	14	11	11	16	10	78			169
		2016	10	14	7	8	17	-	-	-	-	-	-	-	56	-28.2%	▼	56
	General Civil - Level 3	2015	5	12	9	10	6	11	14	6	8	14	9	3	42			107
		2016	7	8	7	7	6	-	-	-	-	-	-	-	35	-16.7%	▼	35
	Probates/Wills and Trusts - Level 1	2015	-	-	-	-	-	-	-	-	-	-	1	-	0			1
		2016	-	-	-	1	-	-	-	-	-	-	-	-	1	0.0%	↔	1
	Probates/Wills and Trusts - Level 2	2015	1	-	1	6	2	5	1	3	-	2	1	1	10			23
		2016	3	3	6	3	1	-	-	-	-	-	-	-	16	60.0%	▲	16
Criminal	Uncontested Divorce	2015	56	58	43	55	39	44	41	47	37	31	42	37	251			530
		2016	27	67	59	53	51	-	-	-	-	-	-	-	257	2.4%	▲	257
	Capital Murder	2016	-	-	2	-	-	-	-	-	-	-	-	-	2			2
	Misdemeanor	2015	63	88	79	64	66	58	101	60	83	64	58	73	360			857
		2016	61	87	96	53	101	-	-	-	-	-	-	-	398	10.6%	▲	398
	Non-Capital Felonies and Related Matters	2015	107	105	141	144	118	94	144	95	93	130	84	146	615			1,401
		2016	101	113	103	113	112	-	-	-	-	-	-	-	542	-11.9%	▼	542
	Other Criminally Related Matters	2015	13	6	7	13	5	19	18	12	16	11	11	15	44			146
		2016	9	12	26	9	12	-	-	-	-	-	-	-	68	54.5%	▲	68
Other	Miscellaneous	2015	198	180	203	144	135	124	163	184	155	155	209	385	860			2,235
		2016	287	294	264	187	157	-	-	-	-	-	-	-	1,189	38.3%	▲	1,189
	Other	2015	7	6	5	5	8	10	10	6	7	9	6	1	31			80
		2016	3	2	7	4	3	-	-	-	-	-	-	-	19	-38.7%	▼	19

Court: King George Circuit

Start/End Date: Jan-15 / May-16

2015 Average Month: 76

Jan-May 2015: 380

Filings Trending: Upward ▲

Circuit/Court ID: 15

215099


Type of Case: Filings

2016 Average Month:94

Jan-May 2016 : 469

Overall AVG. Month: 81

Monthly Filings Summary

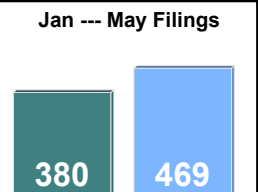


Jan 15-May 16

Totals

	2015	2016
Civil	153	86
Criminal	697	336
Other	64	47
Total	914	469

Jan --- May Filings



380 469

2015 2016

Jan --- May Filings

	2015	2016	% Change	Trending
Civil	60	86	43.3%	▲
Criminal	296	336	13.5%	▲
Other	24	47	95.8%	▲
Total	380	469	23.4%	▲

	Jan	Feb	Mar	Apr	May	Jun	Jul	Aug	Sep	Oct	Nov	Dec	Thru May	% Change	Trending	Total
2015	51	43	176	35	75	88	83	39	95	79	55	95	380			914
2016	61	81	168	73	86	-	-	-	-	-	-	-	469	23.4%	▲	469

			Jan	Feb	Mar	Apr	May	Jun	Jul	Aug	Sep	Oct	Nov	Dec	Thru May	% Change	Trending	Total
Civil	Administrative Law	2016	-	1	-	-	-	-	-	-	-	-	-	-	1			1
	Contested Divorce	2015	1	1	1	2	1	2	1	-	1	2	-	-	6			12
		2016	5	5	2	3	2	-	-	-	-	-	-	-	17	183.3%	▲	17
	Domestic and Family - Level 1	2015	3	3	2	1	-	-	1	5	5	1	6	-	9			27
		2016	5	1	2	6	1	-	-	-	-	-	-	-	15	66.7%	▲	15
	Domestic and Family - Level 2	2015	-	1	-	1	-	1	-	-	-	-	5	-	2			8
		2016	-	1	-	1	-	-	-	-	-	-	-	-	2	0.0%	↔	2
	General Civil - Level 1	2015	-	1	-	-	-	-	-	-	-	1	-	-	1			2
	General Civil - Level 2	2015	2	2	2	4	4	1	2	1	-	6	3	2	14			29
		2016	5	4	4	1	3	-	-	-	-	-	-	-	17	21.4%	▲	17
	General Civil - Level 3	2015	-	2	4	2	1	8	4	2	2	3	2	1	9			31
		2016	1	1	1	2	1	-	-	-	-	-	-	-	6	-33.3%	▼	6
	Probates/Wills and Trusts - Level 1	2015	-	-	-	-	-	1	-	-	-	-	-	-	0			1
		2016	-	1	-	-	-	1	-	-	-	-	-	-	2	0.0%	↔	2
	Probates/Wills and Trusts - Level 2	2015	-	-	-	-	1	-	-	-	-	-	-	-	1			1
		2016	1	1	2	2	-	-	-	-	-	-	-	-	6	500.0%	▲	6
Criminal	Protective Orders	2015	1	-	-	-	-	-	-	-	-	-	-	-	1			1
	Uncontested Divorce	2015	6	2	3	4	2	1	4	2	7	3	5	2	17			41
		2016	1	5	5	5	4	-	-	-	-	-	-	-	20	17.6%	▲	20
	Misdemeanor	2015	18	5	47	1	12	21	20	10	19	18	8	24	83			203
		2016	17	20	28	11	28	-	-	-	-	-	-	-	104	25.3%	▲	104
Criminal	Non-Capital Felonies and Related Matters	2015	16	18	110	13	51	50	38	13	55	34	11	61	208			470
		2016	21	36	100	32	38	-	-	-	-	-	-	-	227	9.1%	▲	227
	Other Criminally Related Matters	2015	1	2	1	1	-	-	7	-	1	3	6	2	5			24
		2016	1	-	2	1	1	-	-	-	-	-	-	-	5	0.0%	↔	5
Other	Miscellaneous	2015	3	6	6	6	2	3	5	6	4	7	9	3	23			60
		2016	4	5	22	9	7	-	-	-	-	-	-	-	47	104.3%	▲	47
Other	Other	2015	-	-	-	-	1	-	1	-	1	1	-	-	1			4

Court: Lancaster Circuit

Start/End Date: Jan-15 / May-16

2015 Average Month: 63

Jan-May 2015: 358

Filings Trending: Upward ▲

Circuit/Court ID: 15

215103


Type of Case: Filings

2016 Average Month:77

Jan-May 2016 : 387

Overall AVG. Month: 68

Monthly Filings Summary

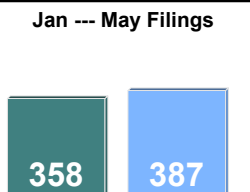


Jan 15-May 16

Totals

	2015	2016
Civil	108	50
Criminal	344	192
Other	309	145
Total	761	387

Jan --- May Filings



358 2015 387 2016

Jan --- May Filings

	2015	2016	% Change	Trending
Civil	35	50	42.9%	▲
Criminal	211	192	-9.0%	▼
Other	112	145	29.5%	▲
Total	358	387	8.1%	▲

	Jan	Feb	Mar	Apr	May	Jun	Jul	Aug	Sep	Oct	Nov	Dec	Thru May	% Change	Trending	Total
2015	48	30	58	99	123	48	48	49	60	85	39	74	358			761
2016	61	86	52	158	30	-	-	-	-	-	-	-	387	8.1%	▲	387

			Jan	Feb	Mar	Apr	May	Jun	Jul	Aug	Sep	Oct	Nov	Dec	Thru May	% Change	Trending	Total
Civil	Administrative Law	2015	-	-	-	-	-	-	-	1	-	-	-	-	0			1
	Contested Divorce	2015	2	-	-	-	-	2	-	-	1	-	1	-	2	0.0%	↔	6
		2016	-	1	-	1	-	-	-	-	-	-	-	-	2	0.0%	↔	2
	Domestic and Family - Level 1	2015	-	-	-	-	1	-	15	2	3	1	-	-	1			22
		2016	-	-	-	-	1	-	-	-	-	-	-	-	1	0.0%	↔	1
	Domestic and Family - Lev	2015	-	-	-	-	-	-	-	-	1	-	-	1	0			2
	General Civil - Level 1	2016	-	-	-	1	-	-	-	-	-	-	-	-	1	0.0%	↔	1
	General Civil - Level 2	2015	1	2	2	6	4	4	-	5	4	3	-	4	15			35
		2016	4	4	2	2	2	-	-	-	-	-	-	-	14	-6.7%	▼	14
	General Civil - Level 3	2015	6	-	2	1	-	2	-	1	-	1	3	3	9			19
		2016	1	12	6	3	-	-	-	-	-	-	-	-	22	144.4%	▲	22
	Probates/Wills and Trusts	2016	1	-	-	-	-	-	-	-	-	-	-	-	1			1
	Probates/Wills and Trusts - Level 2	2015	-	-	-	-	1	-	-	-	-	1	-	-	1			2
		2016	-	-	-	1	1	-	-	-	-	-	-	-	2	100.0%	▲	2
Criminal	Protective Orders	2016	-	-	-	1	-	-	-	-	-	-	-	-	1			1
	Uncontested Divorce	2015	3	1	1	2	-	2	3	2	3	-	1	3	7			21
		2016	-	2	3	1	-	-	-	-	-	-	-	-	6	-14.3%	▼	6
	Misdemeanor	2015	2	3	4	2	8	2	2	1	4	6	3	3	19			40
Criminal		2016	1	11	2	49	4	-	-	-	-	-	-	-	67	252.6%	▲	67
	Non-Capital Felonies and Related Matters	2015	12	4	23	60	86	14	6	1	18	49	7	13	185			293
		2016	23	11	6	80	4	-	-	-	-	-	-	-	124	-33.0%	▼	124
	Other Criminally Related Matters	2015	-	1	2	-	4	1	1	-	-	1	-	-	7			11
Other		2016	-	-	1	-	-	-	-	-	-	-	-	-	1	-85.7%	▼	1
	Miscellaneous	2015	15	19	20	21	16	20	13	32	25	19	19	47	91			266
		2016	30	43	28	18	16	-	-	-	-	-	-	-	135	48.4%	▲	135
Other	Other	2015	7	-	4	7	3	1	8	3	1	4	5	-	21			43
		2016	1	2	4	1	2	-	-	-	-	-	-	-	10	-52.4%	▼	10

Court: Northumberland Circuit

Start/End Date: Jan-15 / May-16

2015 Average Month: 52

Jan-May 2015: 231

Filings Trending: Upward ▲

Circuit/Court ID: 15

215133


Type of Case: Filings

2016 Average Month:69

Jan-May 2016 : 344

Overall AVG. Month: 57

Monthly Filings Summary

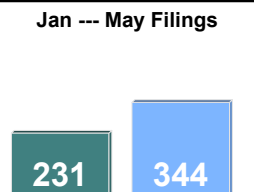


Jan 15-May 16

Totals

	2015	2016
Civil	76	27
Criminal	264	193
Other	287	124
Total	627	344

Jan --- May Filings



231 2015 344 2016

Jan --- May Filings

	2015	2016	% Change	Trending
Civil	22	27	22.7%	▲
Criminal	112	193	72.3%	▲
Other	97	124	27.8%	▲
Total	231	344	48.9%	▲

	Jan	Feb	Mar	Apr	May	Jun	Jul	Aug	Sep	Oct	Nov	Dec	Thru May	% Change	Trending	Total
2015	56	42	33	55	45	35	51	49	52	80	35	94	231			627
2016	70	76	57	71	70	-	-	-	-	-	-	-	344	48.9%	▲	344

			Jan	Feb	Mar	Apr	May	Jun	Jul	Aug	Sep	Oct	Nov	Dec	Thru May	% Change	Trending	Total
Civil	Contested Divorce	2015	-	-	2	-	1	3	1	1	-	2	2	2	3			14
		2016	-	1	-	2	-	-	-	-	-	-	-	-	3	0.0%	↔	3
	Domestic and Family - Level 1	2015	1	-	-	1	-	1	-	1	-	1	-	1	2			6
		2016	-	1	-	-	-	-	-	-	-	-	-	-	1	-50.0%	▼	1
	Domestic and Family - Level 2	2015	-	-	1	-	-	1	-	-	-	1	-	-	1			3
		2016	-	-	-	3	-	-	-	-	-	-	-	-	3	200.0%	▲	3
	General Civil - Level 1	2015	-	1	-	-	-	-	-	-	-	-	-	-	1			1
	General Civil - Level 2	2015	1	-	2	1	1	2	4	2	3	2	1	-	5			19
		2016	2	2	-	-	2	-	-	-	-	-	-	-	6	20.0%	▲	6
	General Civil - Level 3	2015	-	-	-	1	1	1	1	-	1	3	1	-	2			9
Criminal		2016	-	-	-	-	1	-	-	-	-	-	-	-	1	-50.0%	▼	1
	Probates/Wills and Trusts	2015	-	-	-	-	-	-	1	-	-	1	-	-	0			2
	Uncontested Divorce	2015	-	3	3	1	1	2	4	1	3	3	1	-	8	0.0%	↔	22
		2016	2	2	4	3	2	-	-	-	-	-	-	-	13	62.5%	▲	13
	Misdemeanor	2015	17	3	2	4	5	1	1	-	2	10	3	4	31			52
		2016	3	1	1	10	7	-	-	-	-	-	-	-	22	-29.0%	▼	22
	Non-Capital Felonies and Related Matters	2015	19	6	1	24	20	13	15	12	18	27	3	35	70			193
		2016	24	36	29	33	43	-	-	-	-	-	-	-	165	135.7%	▲	165
	Other Criminally Related Matters	2015	1	3	-	7	-	1	-	2	-	3	-	2	11			19
		2016	2	-	1	3	-	-	-	-	-	-	-	-	6	-45.5%	▼	6
Other	Miscellaneous	2015	17	26	22	16	15	10	24	30	25	25	24	50	96			284
		2016	36	33	22	17	15	-	-	-	-	-	-	-	123	28.1%	▲	123
	Other	2015	-	-	-	-	1	-	-	-	-	2	-	-	1			3
		2016	1	-	-	-	-	-	-	-	-	-	-	-	1	0.0%	↔	1

Court: Richmond County Circuit

Start/End Date: Jan-15 / May-16

2015 Average Month: 44

Jan-May 2015: 164

Filings Trending: Upward ▲

Circuit/Court ID: 15

215159


Type of Case: Filings

2016 Average Month:41

Jan-May 2016 : 203

Overall AVG. Month: 43

Monthly Filings Summary




Jan 15-May 16

Totals

	2015	2016
Civil	52	14
Criminal	176	53
Other	302	136
Total	530	203

Jan --- May Filings



164 203

2015 2016

Jan --- May Filings

	2015	2016	% Change	Trending
Civil	18	14	-22.2%	▼
Criminal	53	53	-	↔
Other	93	136	46.2%	▲
Total	164	203	23.8%	▲

	Jan	Feb	Mar	Apr	May	Jun	Jul	Aug	Sep	Oct	Nov	Dec	Thru May	% Change	Trending	Total
2015	32	20	46	42	24	66	63	24	54	59	35	65	164			530
2016	66	35	33	50	19	-	-	-	-	-	-	-	203	23.8%	▲	203

			Jan	Feb	Mar	Apr	May	Jun	Jul	Aug	Sep	Oct	Nov	Dec	Thru May	% Change	Trending	Total
Civil	Administrative Law	2015	-	1	-	-	-	-	-	-	1	-	-	-	1			2
		2016	-	-	-	1	-	-	-	-	-	-	-	-	1	0.0%	↔	1
	Contested Divorce	2015	1	-	1	-	1	-	1	-	-	-	-	-	3			4
		2016	1	-	-	-	-	-	-	-	-	-	-	-	1	-66.7%	▼	1
	Domestic and Family - Level 1	2015	-	-	-	-	1	-	1	-	1	2	-	-	1			5
		2016	-	1	1	1	-	-	-	-	-	-	-	-	3	200.0%	▲	3
	Domestic and Family - Lev	2015	-	-	-	1	-	-	-	-	-	-	-	-	1			1
		2016	-	-	-	-	-	-	-	-	-	-	-	-	0			1
	General Civil - Level 1	2015	-	-	-	-	-	-	-	-	-	-	-	1	0			1
		2016	-	-	2	-	-	2	4	2	1	1	1	1	2	0.0%	↔	14
	General Civil - Level 2	2015	-	1	1	-	2	-	-	-	-	-	-	-	4	100.0%	▲	4
		2016	-	1	1	-	2	-	-	-	-	-	-	-	2	-33.3%	▼	2
Criminal	General Civil - Level 3	2015	1	-	-	1	1	-	1	1	-	3	-	2	3			10
		2016	-	1	1	-	-	-	-	-	-	-	-	-	3	-57.1%	▼	3
	Probates/Wills and Trusts	2015	-	-	-	-	-	-	-	-	-	-	1	-	0			1
		2016	-	-	-	-	-	-	-	-	-	-	-	-	0			1
	Uncontested Divorce	2015	1	2	2	2	-	1	3	-	-	3	-	-	7	0.0%	↔	14
		2016	-	1	-	1	1	-	-	-	-	-	-	-	3	-57.1%	▼	3
	Capital Murder	2015	-	-	-	-	-	-	1	-	-	-	-	-	0			1
		2016	-	-	-	-	-	-	-	-	-	-	-	-	0			1
	Misdemeanor	2015	2	-	3	7	-	4	10	5	3	8	3	4	12	0.0%	↔	49
		2016	4	3	1	10	-	-	-	-	-	-	-	-	18	50.0%	▲	18
	Non-Capital Felonies and Related Matters	2015	9	1	4	14	7	9	8	1	27	14	8	4	35			106
		2016	6	3	1	18	1	-	-	-	-	-	-	-	29	-17.1%	▼	29
Other	Other Criminally Related Matters	2015	-	2	2	2	-	-	5	2	-	1	3	3	6			20
		2016	-	1	2	3	-	-	-	-	-	-	-	-	6	0.0%	↔	6
	Miscellaneous	2015	9	7	11	6	8	13	11	6	6	14	13	29	41			133
		2016	14	12	17	8	13	-	-	-	-	-	-	-	64	56.1%	▲	64
	Other	2015	9	7	21	9	6	37	18	7	15	13	6	21	52			169
		2016	41	12	9	8	2	-	-	-	-	-	-	-	72	38.5%	▲	72

Court: Spotsylvania Circuit

Start/End Date: Jan-15 / May-16

2015 Average Month: 514

Jan-May 2015: 2,389

Filings Trending: Upward ▲

Circuit/Court ID: 15

215177


Type of Case: Filings

2016 Average Month: 734

Jan-May 2016 : 3,668

Overall AVG. Month: 578

Monthly Filings Summary

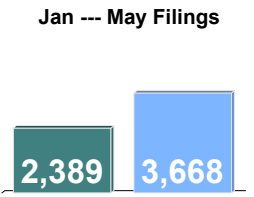


Jan 15-May 16

Totals

	2015	2016
Civil	1,026	421
Criminal	2,009	1,115
Other	3,128	2,132
Total	6,163	3,668

Jan --- May Filings



20152,38920163,668

Jan --- May Filings

	2015	2016	% Change	Trending
Civil	426	421	-1.2%	▼
Criminal	845	1,115	32.0%	▲
Other	1,118	2,132	90.7%	▲
Total	2,389	3,668	53.5%	▲

	Jan	Feb	Mar	Apr	May	Jun	Jul	Aug	Sep	Oct	Nov	Dec	Thru May	% Change	Trending	Total
2015	471	472	540	475	431	483	522	460	622	462	421	804	2,389			6,163
2016	1,230	589	711	650	488	-	-	-	-	-	-	-	3,668	53.5%	▲	3,668

			Jan	Feb	Mar	Apr	May	Jun	Jul	Aug	Sep	Oct	Nov	Dec	Thru May	% Change	Trending	Total
Civil	Administrative Law	2015	1	-	2	-	-	-	-	1	2	1	2	-	3			9
		2016	-	-	-	1	1	-	-	-	-	-	-	-	2	-33.3%	▼	2
	Contested Divorce	2015	6	7	9	11	14	9	6	5	6	6	9	6	47			94
		2016	3	10	11	10	7	-	-	-	-	-	-	-	41	-12.8%	▼	41
	Domestic and Family - Level 1	2015	12	6	14	12	20	16	14	18	15	20	39	49	64			235
		2016	15	29	28	38	14	-	-	-	-	-	-	-	124	93.8%	▲	124
	Domestic and Family - Level 2	2015	9	2	3	16	2	1	3	3	12	4	1	3	32			59
		2016	-	5	13	4	1	-	-	-	-	-	-	-	23	-28.1%	▼	23
	General Civil - Level 1	2015	3	1	-	2	-	1	-	2	-	2	-	1	6			12
		2016	-	-	2	-	-	-	-	-	-	-	-	-	2	-66.7%	▼	2
	General Civil - Level 2	2015	18	17	19	24	15	20	19	12	11	18	7	21	93			201
		2016	8	10	19	10	15	-	-	-	-	-	-	-	62	-33.3%	▼	62
	General Civil - Level 3	2015	10	9	8	9	4	6	6	10	9	13	11	8	40			103
		2016	8	10	8	6	12	-	-	-	-	-	-	-	44	10.0%	▲	44
	Probates/Wills and Trusts - Level 1	2015	2	1	-	-	-	-	-	-	-	-	-	-	3			3
		2016	-	2	-	-	-	-	-	-	-	-	-	-	2	-33.3%	▼	2
	Probates/Wills and Trusts - Level 2	2015	4	2	5	3	4	2	2	2	5	5	4	1	18			39
		2016	2	9	1	4	6	-	-	-	-	-	-	-	22	22.2%	▲	22
Criminal	Protective Orders	2015	-	-	3	-	-	-	-	-	-	-	-	-	3			3
		2016	-	-	2	-	-	-	-	-	-	-	-	-	2	-33.3%	▼	2
	Uncontested Divorce	2015	18	24	26	23	26	16	24	25	25	21	23	17	117			268
		2016	26	12	31	13	15	-	-	-	-	-	-	-	97	-17.1%	▼	97
	Misdemeanor	2015	38	33	30	31	35	21	54	36	47	30	34	31	167			420
		2016	38	47	85	51	57	-	-	-	-	-	-	-	278	66.5%	▲	278
	Non-Capital Felonies and Related Matters	2015	145	140	157	100	91	170	123	93	158	104	38	156	633			1,475
		2016	114	106	172	269	132	-	-	-	-	-	-	-	793	25.3%	▲	793
	Other Criminally Related Matters	2015	2	13	10	14	6	8	11	14	10	6	8	12	45			114
		2016	4	9	15	7	9	-	-	-	-	-	-	-	44	-2.2%	▼	44
Other	Miscellaneous	2015	195	208	244	216	204	205	243	233	195	209	242	494	1,067			2,888
		2016	286	323	311	230	210	-	-	-	-	-	-	-	1,360	27.5%	▲	1,360
	Other	2015	8	9	10	14	10	8	17	6	127	23	3	5	51			240
		2016	726	17	13	7	9	-	-	-	-	-	-	-	772	1,413.7%	▲	772

Court: Stafford Circuit

Start/End Date: Jan-15 / May-16

2015 Average Month: 730

Jan-May 2015: 3,465

Filings Trending: Upward ▲

Circuit/Court ID: 15

215179


Type of Case: Filings

2016 Average Month:718

Jan-May 2016 : 3,591

Overall AVG. Month: 727

Monthly Filings Summary

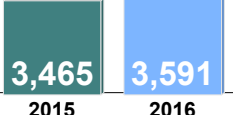


Jan 15-May 16

Totals

	2015	2016
Civil	1,304	401
Criminal	4,374	1,693
Other	3,085	1,497
Total	8,763	3,591

Jan --- May Filings



3,465 2015 3,591 2016

Jan --- May Filings

	2015	2016	% Change	Trending
Civil	551	401	-27.2%	▼
Criminal	1,786	1,693	-5.2%	▼
Other	1,128	1,497	32.7%	▲
Total	3,465	3,591	3.6%	▲

			Jan	Feb	Mar	Apr	May	Jun	Jul	Aug	Sep	Oct	Nov	Dec	Thru May	% Change	Trending	Total
2015			607	719	745	718	676	674	697	739	817	739	651	981	3,465			8,763
2016			787	729	752	733	590	-	-	-	-	-	-	-	3,591	3.6%	▲	3,591

			Jan	Feb	Mar	Apr	May	Jun	Jul	Aug	Sep	Oct	Nov	Dec	Thru May	% Change	Trending	Total
Civil	Administrative Law	2015	1	-	5	1	-	3	2	1	1	2	1	1	7			18
		2016	1	-	1	1	2	-	-	-	-	-	-	-	5	-28.6%	▼	5
	Contested Divorce	2015	16	17	25	25	27	14	15	26	26	25	19	19	110			254
		2016	9	9	9	14	6	-	-	-	-	-	-	-	47	-57.3%	▼	47
	Domestic and Family - Level 1	2015	6	12	11	5	22	13	3	7	7	5	8	10	56			109
		2016	3	13	7	9	9	-	-	-	-	-	-	-	41	-26.8%	▼	41
	Domestic and Family - Level 2	2015	2	5	3	4	4	4	12	3	6	2	6	5	18			56
		2016	1	4	2	2	7	-	-	-	-	-	-	-	16	-11.1%	▼	16
	General Civil - Level 1	2015	-	1	1	-	1	3	1	1	-	1	1	5	3			15
		2016	-	-	2	-	1	-	-	-	-	-	-	-	3	0.0%	↔	3
	General Civil - Level 2	2015	16	20	11	18	21	19	18	20	13	14	9	9	86			188
		2016	16	13	21	14	22	-	-	-	-	-	-	-	86	0.0%	↔	86
	General Civil - Level 3	2015	6	4	7	10	5	11	6	3	10	6	8	14	32			90
		2016	9	8	12	6	12	-	-	-	-	-	-	-	47	46.9%	▲	47
	Probates/Wills and Trusts - Level 1	2015	1	-	-	-	-	-	-	1	-	-	-	-	1			2
		2016	-	1	-	-	-	-	-	-	-	-	-	-	1	0.0%	↔	1
	Probates/Wills and Trusts - Level 2	2015	4	5	6	1	4	4	5	1	3	6	-	4	20			43
		2016	3	2	3	2	1	-	-	-	-	-	-	-	11	-45.0%	▼	11
Criminal	Uncontested Divorce	2015	36	47	46	52	37	55	52	41	30	52	45	36	218			529
		2016	20	27	43	24	30	-	-	-	-	-	-	-	144	-33.9%	▼	144
	Capital Murder	2015	2	-	-	-	-	-	-	-	-	-	-	2	2			4
		2016	-	-	-	-	1	-	-	-	-	-	-	-	1	-50.0%	▼	1
	Misdemeanor	2015	61	79	77	116	91	84	106	98	137	126	80	111	424			1,166
		2016	132	112	110	118	82	-	-	-	-	-	-	-	554	30.7%	▲	554
	Non-Capital Felonies and Related Matters	2015	222	311	240	249	260	246	211	269	354	238	165	221	1,282			2,986
		2016	263	206	147	276	172	-	-	-	-	-	-	-	1,064	-17.0%	▼	1,064
	Other Criminally Related Matters	2015	15	17	10	20	16	18	22	11	19	14	29	27	78			218
		2016	14	11	17	16	16	-	-	-	-	-	-	-	74	-5.1%	▼	74
Other	Miscellaneous	2015	218	201	303	217	188	200	242	255	210	248	279	517	1,127			3,078
		2016	315	323	377	251	227	-	-	-	-	-	-	-	1,493	32.5%	▲	1,493
	Other	2015	1	-	-	-	-	-	2	2	1	-	1	-	1			7
		2016	1	-	1	-	2	-	-	-	-	-	-	-	4	300.0%	▲	4

Court: Westmoreland Circuit

Start/End Date: Jan-15 / May-16

2015 Average Month: 87

Jan-May 2015: 455

Filings Trending: Upward ▲

Circuit/Court ID: 15

215193

Type of Case: Filings

2016 Average Month:104

Jan-May 2016 : 519

Overall AVG. Month: 92

Monthly Filings Summary

Jan 15-May 16

Totals

	2015	2016
Civil	91	39
Criminal	655	321
Other	303	159
Total	1,049	519

Jan --- May Filings

455

519

2015

2016

Jan --- May Filings

	2015	2016	% Change	Trending
Civil	44	39	-11.4%	▼
Criminal	295	321	8.8%	▲
Other	116	159	37.1%	▲
Total	455	519	14.1%	▲

	Jan	Feb	Mar	Apr	May	Jun	Jul	Aug	Sep	Oct	Nov	Dec	Thru May	% Change	Trending	Total
2015	96	42	61	161	95	59	129	54	116	91	44	101	455			1,049
2016	121	50	185	69	94	-	-	-	-	-	-	-	519	14.1%	▲	519

			Jan	Feb	Mar	Apr	May	Jun	Jul	Aug	Sep	Oct	Nov	Dec	Thru May	% Change	Trending	Total
Civil	Administrative Law	2015	-	-	-	-	-	1	-	-	-	-	-	-	0			1
	Contested Divorce	2015	2	1	-	1	1	-	3	1	-	1	-	-	5	0.0%	↔	10
		2016	-	-	-	3	-	-	-	-	-	-	-	-	3	-40.0%	▼	3
	Domestic and Family - Level 1	2015	-	-	2	-	-	-	-	2	2	-	2	-	2			8
		2016	-	-	-	1	-	-	-	-	-	-	-	-	1	-50.0%	▼	1
	Domestic and Family - Level 2	2015	-	-	-	-	1	-	1	-	-	-	1	-	1			3
		2016	1	-	-	-	2	-	-	-	-	-	-	-	3	200.0%	▲	3
	General Civil - Level 1	2015	-	-	-	-	-	-	-	-	-	1	1	1	0			3
		2016	1	1	-	-	-	-	-	-	-	-	-	-	2	0.0%	↔	2
	General Civil - Level 2	2015	4	-	3	4	4	1	2	1	3	1	-	2	15			25
		2016	2	4	5	1	5	-	-	-	-	-	-	-	17	13.3%	▲	17
	General Civil - Level 3	2015	1	1	-	4	2	3	-	-	1	2	5	-	8			19
		2016	-	1	-	2	2	-	-	-	-	-	-	-	5	-37.5%	▼	5
	Probates/Wills and Trusts	2015	-	-	-	2	1	-	-	-	-	-	-	-	3			3
Criminal	Probates/Wills and Trusts - Level 2	2015	-	-	1	-	1	1	1	-	-	-	1	2	2			7
		2016	-	1	-	-	-	-	-	-	-	-	-	-	1	-50.0%	▼	1
	Uncontested Divorce	2015	1	-	2	2	3	-	2	-	1	-	1	-	8			12
		2016	1	2	2	1	1	-	-	-	-	-	-	-	7	-12.5%	▼	7
Criminal	Misdemeanor	2015	15	-	7	40	9	4	5	14	11	10	4	9	71			128
		2016	16	2	5	7	4	-	-	-	-	-	-	-	34	-52.1%	▼	34
	Non-Capital Felonies and Related Matters	2015	47	10	9	75	45	15	81	12	71	52	6	21	186			444
		2016	52	7	135	29	47	-	-	-	-	-	-	-	270	45.2%	▲	270
Other	Other Criminally Related Matters	2015	4	6	9	12	7	5	3	-	2	5	-	30	38			83
		2016	6	1	1	8	1	-	-	-	-	-	-	-	17	-55.3%	▼	17
	Miscellaneous	2015	22	24	27	21	20	25	30	24	24	19	23	36	114			295
		2016	41	29	36	17	31	-	-	-	-	-	-	-	154	35.1%	▲	154
Other	Other	2015	-	-	1	-	1	4	1	-	1	-	-	-	2			8
		2016	1	2	1	-	1	-	-	-	-	-	-	-	5	150.0%	▲	5

Court: Fredericksburg Circuit

Start/End Date: Jan-15 / May-16

2015 Average Month: 275

Jan-May 2015: 1,445

Filings Trending: Upward ▲

Circuit/Court ID: 15

215630


Type of Case: Filings

2016 Average Month: 319

Jan-May 2016 : 1,594

Overall AVG. Month: 288

Monthly Filings Summary

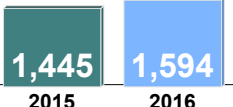


Jan 15-May 16

Totals

	2015	2016
Civil	575	429
Criminal	2,234	928
Other	491	237
Total	3,300	1,594

Jan --- May Filings



20152016

Jan --- May Filings

	2015	2016	% Change	Trending
Civil	203	429	111.3%	▲
Criminal	1,061	928	-12.5%	▼
Other	181	237	30.9%	▲
Total	1,445	1,594	10.3%	▲

	Jan	Feb	Mar	Apr	May	Jun	Jul	Aug	Sep	Oct	Nov	Dec	Thru May	% Change	Trending	Total
2015	275	301	286	310	273	270	310	196	212	295	241	331	1,445			3,300
2016	293	317	383	304	297	-	-	-	-	-	-	-	1,594	10.3%	▲	1,594

			Jan	Feb	Mar	Apr	May	Jun	Jul	Aug	Sep	Oct	Nov	Dec	Thru May	% Change	Trending	Total
Civil	Administrative Law	2015	1	-	-	-	-	-	1	1	-	2	1	-	1			6
		2016	-	1	-	1	1	-	-	-	-	-	-	-	3	200.0%	▲	3
	Contested Divorce	2015	6	8	4	7	5	9	5	4	4	7	2	2	30			63
		2016	14	16	22	11	16	-	-	-	-	-	-	-	79	163.3%	▲	79
	Domestic and Family - Level 1	2015	6	10	7	20	2	11	5	10	9	9	7	25	45			121
		2016	2	13	4	6	1	-	-	-	-	-	-	-	26	-42.2%	▼	26
	Domestic and Family - Level 2	2015	1	2	10	2	-	1	1	1	23	38	13	-	15			92
		2016	11	20	23	8	51	-	-	-	-	-	-	-	113	653.3%	▲	113
	General Civil - Level 1	2015	-	-	-	1	1	1	3	2	-	1	2	-	2			11
		2016	-	1	1	-	1	-	-	-	-	-	-	-	3	50.0%	▲	3
	General Civil - Level 2	2015	5	2	5	13	11	17	7	6	13	12	8	10	36			109
		2016	9	9	5	9	6	-	-	-	-	-	-	-	38	5.6%	▲	38
	General Civil - Level 3	2015	7	3	2	-	2	12	7	4	1	2	8	9	14			57
		2016	2	3	5	4	6	-	-	-	-	-	-	-	20	42.9%	▲	20
	Probates/Wills and Trusts - Level 2	2015	-	-	1	-	-	1	-	1	-	1	1	-	1			5
		2016	-	-	1	1	1	-	-	-	-	-	-	-	3	200.0%	▲	3
Criminal	Protective Orders	2015	-	2	-	-	-	-	-	-	-	-	-	-	2			2
		2016	-	-	-	-	-	-	-	-	-	-	-	-	-			-
	Uncontested Divorce	2015	6	23	15	8	5	11	3	8	3	7	12	8	57			109
		2016	20	28	36	28	32	-	-	-	-	-	-	-	144	152.6%	▲	144
	Capital Murder	2015	-	-	-	-	1	-	-	-	-	-	-	-	1			1
		2016	-	-	-	-	-	-	-	-	-	-	-	-	-			-
	Misdemeanor	2015	42	74	33	41	61	40	50	43	30	49	43	42	251			548
		2016	70	51	41	35	31	-	-	-	-	-	-	-	228	-9.2%	▼	228
	Non-Capital Felonies and Related Matters	2015	156	143	161	177	137	124	174	79	80	111	95	171	774			1,608
		2016	109	107	198	153	108	-	-	-	-	-	-	-	675	-12.8%	▼	675
	Other Criminally Related Matters	2015	6	5	9	5	11	5	9	5	6	9	2	6	36			78
		2016	3	8	5	5	3	-	-	-	-	-	-	-	24	-33.3%	▼	24
	Miscellaneous	2015	34	26	36	33	34	38	44	30	42	40	46	58	163			461
		2016	52	57	41	40	39	-	-	-	-	-	-	-	229	40.5%	▲	229
Other	Other	2015	5	3	3	3	4	-	1	2	1	7	1	-	18			30
		2016	1	3	1	3	-	-	-	-	-	-	-	-	8	-55.6%	▼	8

Court: Albemarle Circuit

Start/End Date: Jan-15 / May-16

2015 Average Month: 312

Jan-May 2015: 1,657

Filings Trending: Steady ↔

Circuit/Court ID: 16

216003


Type of Case: Filings

2016 Average Month:332

Jan-May 2016 : 1,659

Overall AVG. Month: 318

Monthly Filings Summary



Jan 15-May 16

Totals

	2015	2016
Civil	896	452
Criminal	975	437
Other	1,872	770
Total	3,743	1,659

Jan --- May Filings

1,657

2015

1,659

2016

Jan --- May Filings

	2015	2016	% Change	Trending
Civil	454	452	-	↔
Criminal	445	437	-1.8%	▼
Other	758	770	1.6%	▲
Total	1,657	1,659	-	↔

	Jan	Feb	Mar	Apr	May	Jun	Jul	Aug	Sep	Oct	Nov	Dec	Thru May	% Change	Trending	Total
2015	320	308	336	382	311	296	309	289	335	259	240	358	1,657			3,743
2016	346	333	373	310	297	-	-	-	-	-	-	-	1,659	0.1%	▲	1,659

			Jan	Feb	Mar	Apr	May	Jun	Jul	Aug	Sep	Oct	Nov	Dec	Thru May	% Change	Trending	Total
Civil	Administrative Law	2015	-	1	1	2	-	1	-	-	1	-	-	-	4			6
	Contested Divorce	2015	11	3	7	5	3	9	1	5	6	4	7	6	29			67
		2016	8	6	7	5	4	-	-	-	-	-	-	-	30	3.4%	▲	30
	Domestic and Family - Level 1	2015	10	3	11	23	15	5	2	1	12	5	3	7	62			97
		2016	15	5	6	3	16	-	-	-	-	-	-	-	45	-27.4%	▼	45
	Domestic and Family - Level 2	2015	6	2	3	4	7	4	5	2	5	7	5	2	22			52
		2016	-	5	8	6	13	-	-	-	-	-	-	-	32	45.5%	▲	32
	General Civil - Level 1	2015	-	1	6	3	3	-	1	2	2	3	1	1	13			23
		2016	2	4	1	1	-	-	-	-	-	-	-	-	8	-38.5%	▼	8
	General Civil - Level 2	2015	34	46	43	38	39	22	26	32	25	19	20	16	200			360
		2016	25	45	32	26	24	-	-	-	-	-	-	-	152	-24.0%	▼	152
	General Civil - Level 3	2015	3	-	8	11	10	5	9	4	5	5	5	7	32			72
		2016	24	31	11	7	10	-	-	-	-	-	-	-	83	159.4%	▲	83
	Probates/Wills and Trusts - Level 1	2015	-	-	-	-	-	-	-	1	1	-	-	-	0			2
		2016	-	1	-	-	-	-	-	-	-	-	-	-	1	0.0%	↔	1
	Probates/Wills and Trusts - Level 2	2015	6	7	3	2	3	4	2	3	6	2	2	3	21			43
		2016	3	4	3	-	3	-	-	-	-	-	-	-	13	-38.1%	▼	13
Criminal	Protective Orders	2015	-	-	-	-	-	-	-	1	-	-	1	-	0			2
	Uncontested Divorce	2015	17	17	14	16	7	14	19	14	20	13	12	9	71	0.0%	↔	172
		2016	14	23	18	17	16	-	-	-	-	-	-	-	88	23.9%	▲	88
	Capital Murder	2015	-	-	-	1	-	-	-	-	-	-	-	-	1			1
	Misdemeanor	2015	9	22	10	11	14	20	11	17	29	16	9	27	66			195
		2016	38	9	32	25	22	-	-	-	-	-	-	-	126	90.9%	▲	126
Other	Non-Capital Felonies and Related Matters	2015	83	71	42	115	61	51	53	55	79	56	37	59	372			762
		2016	49	56	76	66	58	-	-	-	-	-	-	-	305	-18.0%	▼	305
	Other Criminally Related Matters	2015	1	-	2	-	3	2	2	-	2	3	2	-	6			17
		2016	1	-	2	3	-	-	-	-	-	-	-	-	6	0.0%	↔	6
	Miscellaneous	2015	136	131	180	146	138	155	174	146	139	123	133	220	731			1,821
		2016	159	140	170	144	129	-	-	-	-	-	-	-	742	1.5%	▲	742
Other	Other	2015	4	4	6	5	8	4	4	6	3	3	3	1	27			51
		2016	8	4	7	7	2	-	-	-	-	-	-	-	28	3.7%	▲	28

Court: Culpeper Circuit

Start/End Date: Jan-15 / May-16

2015 Average Month: 206

Jan-May 2015: 1,018

Filings Trending: Steady ↔

Circuit/Court ID: 16

216047


Type of Case: Filings

2016 Average Month:199

Jan-May 2016 : 996

Overall AVG. Month: 204

Monthly Filings Summary

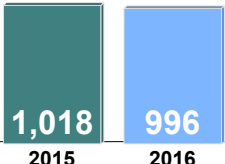


Jan 15-May 16

Totals

	2015	2016
Civil	497	185
Criminal	988	273
Other	989	538
Total	2,474	996

Jan --- May Filings



1,018 996

2015 2016

Jan --- May Filings

	2015	2016	% Change	Trending
Civil	230	185	-19.6%	▼
Criminal	430	273	-36.5%	▼
Other	358	538	50.3%	▲
Total	1,018	996	-2.2%	▼

	Jan	Feb	Mar	Apr	May	Jun	Jul	Aug	Sep	Oct	Nov	Dec	Thru May	% Change	Trending	Total
2015	160	206	189	292	171	226	201	189	182	202	195	261	1,018			2,474
2016	181	270	215	156	174	-	-	-	-	-	-	-	996	-2.2%	▼	996

			Jan	Feb	Mar	Apr	May	Jun	Jul	Aug	Sep	Oct	Nov	Dec	Thru May	% Change	Trending	Total
Civil	Administrative Law	2015	-	-	-	2	-	1	-	-	-	-	-	-	2			3
		2016	-	-	-	-	1	-	-	-	-	-	-	-	1	-50.0%	▼	1
	Contested Divorce	2015	1	5	6	8	2	4	2	4	4	2	3	2	22			43
		2016	2	-	8	3	3	-	-	-	-	-	-	-	16	-27.3%	▼	16
	Domestic and Family - Level 1	2015	6	3	18	10	14	9	12	12	6	3	5	7	51			105
		2016	6	11	5	4	4	-	-	-	-	-	-	-	30	-41.2%	▼	30
	Domestic and Family - Level 2	2015	4	2	3	8	3	6	1	3	2	1	5	1	20			39
		2016	3	2	2	1	2	-	-	-	-	-	-	-	10	-50.0%	▼	10
	General Civil - Level 1	2015	-	-	-	-	-	-	1	-	-	-	1	-	0			2
	General Civil - Level 2	2015	6	11	9	8	12	5	14	12	5	9	4	7	46	0.0%	↔	102
		2016	7	7	16	6	6	-	-	-	-	-	-	-	42	-8.7%	▼	42
	General Civil - Level 3	2015	2	4	9	7	4	6	8	3	7	11	8	3	26			72
		2016	4	3	8	3	8	-	-	-	-	-	-	-	26	0.0%	↔	26
	Probates/Wills and Trusts	2015	-	-	-	-	-	-	1	-	-	-	1	-	0			2
Probates/Wills and Trusts - Level 2	2015	-	-	-	1	2	-	2	-	1	1	2	-	3	0.0%	↔	9	
	2016	-	1	1	-	1	-	-	-	-	-	-	-	3	0.0%	↔	3	
Uncontested Divorce	2015	10	13	15	11	11	12	11	5	9	9	7	7	60			120	
	2016	7	16	9	14	11	-	-	-	-	-	-	-	57	-5.0%	▼	57	
Criminal	Capital Murder	2016	-	8	-	-	-	-	-	-	-	-	-	8			8	
	Misdemeanor	2015	4	33	18	38	11	40	13	30	18	21	24	27	104			277
		2016	1	11	11	10	6	-	-	-	-	-	-	-	39	-62.5%	▼	39
	Non-Capital Felonies and Related Matters	2015	47	59	35	139	34	55	53	37	56	52	53	47	314			667
		2016	30	59	32	43	46	-	-	-	-	-	-	-	210	-33.1%	▼	210
	Other Criminally Related Matters	2015	3	3	1	3	2	3	4	6	8	6	2	3	12			44
2016		2	3	4	4	3	-	-	-	-	-	-	-	16	33.3%	▲	16	
Other	Miscellaneous	2015	76	73	74	56	76	81	76	77	66	86	78	155	355			974
		2016	119	148	118	68	80	-	-	-	-	-	-	-	533	50.1%	▲	533
	Other	2015	1	-	1	1	-	4	3	-	-	-	3	2	3			15
	2016	-	1	1	-	3	-	-	-	-	-	-	-	5	66.7%	▲	5	

Court: Fluvanna Circuit

Start/End Date: Jan-15 / May-16

2015 Average Month: 98

Jan-May 2015: 461

Filings Trending: Upward ▲

Circuit/Court ID: 16

216065


Type of Case: Filings

2016 Average Month:101

Jan-May 2016 : 503

Overall AVG. Month: 99

Monthly Filings Summary

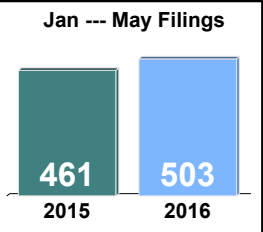


Jan 15-May 16

Totals

	2015	2016
Civil	213	55
Criminal	385	163
Other	579	285
Total	1,177	503

Jan --- May Filings



Jan --- May Filings

	2015	2016	% Change	Trending
Civil	92	55	-40.2%	▼
Criminal	155	163	5.2%	▲
Other	214	285	33.2%	▲
Total	461	503	9.1%	▲

	Jan	Feb	Mar	Apr	May	Jun	Jul	Aug	Sep	Oct	Nov	Dec	Thru May	% Change	Trending	Total
2015	104	106	65	87	99	77	66	150	77	144	84	118	461			1,177
2016	104	116	116	91	76	-	-	-	-	-	-	-	503	9.1%	▲	503

			Jan	Feb	Mar	Apr	May	Jun	Jul	Aug	Sep	Oct	Nov	Dec	Thru May	% Change	Trending	Total
Civil	Administrative Law	2015	-	-	2	-	-	-	-	-	-	-	-	-	2			2
		2016	1	-	-	-	-	-	-	-	-	-	-	-	1	-50.0%	▼	1
	Contested Divorce	2015	1	1	3	-	2	-	2	1	1	1	1	2	7	14.3%	▲	15
		2016	-	2	4	-	2	-	-	-	-	-	-	-	8			8
	Domestic and Family - Level 1	2015	4	5	-	4	2	8	2	-	3	4	9	-	15			41
		2016	1	3	-	1	1	-	-	-	-	-	-	-	6	-60.0%	▼	6
	Domestic and Family - Level 2	2015	-	-	1	5	2	1	-	2	2	1	2	-	8			16
		2016	2	1	1	1	-	-	-	-	-	-	-	-	5	-37.5%	▼	5
	General Civil - Level 1	2015	-	-	-	-	-	-	-	-	-	-	-	2	0			2
		2016	-	-	-	1	-	-	-	-	-	-	-	-	1	0.0%	↔	1
	General Civil - Level 2	2015	3	3	1	3	3	2	3	3	5	7	4	5	13			42
		2016	-	3	3	1	-	-	-	-	-	-	-	-	7	-46.2%	▼	7
	General Civil - Level 3	2015	1	1	2	3	6	1	-	2	1	4	1	2	13			24
		2016	1	-	1	3	-	-	-	-	-	-	-	-	5	-61.5%	▼	5
	Probates/Wills and Trusts	2016	-	-	1	-	-	-	-	-	-	-	-	-	1			1
Criminal	Probates/Wills and Trusts - Level 2	2015	-	1	1	-	-	-	-	-	2	1	-	-	2			5
		2016	-	-	1	-	-	-	-	-	-	-	-	-	1	-50.0%	▼	1
	Protective Orders	2015	-	-	-	-	-	1	-	-	-	-	-	-	0			1
	Uncontested Divorce	2015	6	3	7	11	5	4	3	8	2	5	4	7	32	0.0%	↔	65
		2016	4	6	2	3	5	-	-	-	-	-	-	-	20	-37.5%	▼	20
	Misdemeanor	2015	18	14	1	14	10	11	4	9	6	25	2	7	57			121
		2016	4	9	6	7	12	-	-	-	-	-	-	-	38	-33.3%	▼	38
	Non-Capital Felonies and Related Matters	2015	21	30	2	9	16	14	6	54	4	44	14	8	78			222
		2016	9	23	48	30	9	-	-	-	-	-	-	-	119	52.6%	▲	119
	Other Criminally Related Matters	2015	10	3	2	4	1	1	3	11	1	1	5	-	20			42
Other		2016	2	2	-	2	-	-	-	-	-	-	-	-	6	-70.0%	▼	6
	Miscellaneous	2015	40	44	42	34	52	33	43	60	50	51	42	85	212			576
		2016	80	67	49	42	47	-	-	-	-	-	-	-	285	34.4%	▲	285
	Other	2015	-	1	1	-	-	1	-	-	-	-	-	-	2			3

Court: Goochland Circuit

Start/End Date: Jan-15 / May-16

2015 Average Month: 88

Jan-May 2015: 418

Filings Trending: Upward ▲

Circuit/Court ID: 16

216075


Type of Case: Filings

2016 Average Month:95

Jan-May 2016 : 476

Overall AVG. Month: 90

Monthly Filings Summary

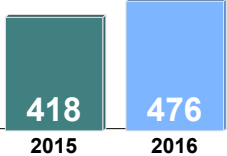


Jan 15-May 16

Totals

	2015	2016
Civil	175	84
Criminal	260	112
Other	620	280
Total	1,055	476

Jan --- May Filings



418 476

2015 2016

Jan --- May Filings

	2015	2016	% Change	Trending
Civil	77	84	9.1%	▲
Criminal	108	112	3.7%	▲
Other	233	280	20.2%	▲
Total	418	476	13.9%	▲

	Jan	Feb	Mar	Apr	May	Jun	Jul	Aug	Sep	Oct	Nov	Dec	Thru May	% Change	Trending	Total
2015	75	89	95	89	70	78	86	92	63	101	67	150	418			1,055
2016	120	93	94	94	75	-	-	-	-	-	-	-	476	13.9%	▲	476

			Jan	Feb	Mar	Apr	May	Jun	Jul	Aug	Sep	Oct	Nov	Dec	Thru May	% Change	Trending	Total
Civil	Administrative Law	2015	-	1	-	1	-	-	-	-	-	-	-	-	2			2
	Contested Divorce	2015	-	2	1	2	3	4	2	-	1	3	-	1	8			19
		2016	1	3	3	1	1	-	-	-	-	-	-	-	9	12.5%	▲	9
	Domestic and Family - Level 1	2015	4	1	-	3	2	-	-	1	1	3	2	1	10			18
		2016	2	1	-	-	-	-	-	-	-	-	-	-	3	-70.0%	▼	3
	Domestic and Family - Level 2	2015	-	2	1	1	1	-	2	1	1	1	-	-	5			10
		2016	2	-	-	-	1	-	-	-	-	-	-	-	3	-40.0%	▼	3
	General Civil - Level 1	2015	1	-	-	-	-	-	1	-	-	-	-	-	1			2
		2016	-	-	1	-	-	-	-	-	-	-	-	-	1	0.0%	↔	1
	General Civil - Level 2	2015	6	2	10	1	-	3	5	5	8	3	2	1	19			46
		2016	3	6	7	1	5	-	-	-	-	-	-	-	22	15.8%	▲	22
	General Civil - Level 3	2015	3	3	3	3	2	1	3	2	1	10	2	4	14			37
		2016	6	4	7	6	3	-	-	-	-	-	-	-	26	85.7%	▲	26
	Probates/Wills and Trusts	2015	-	1	-	-	-	-	-	-	-	-	-	-	1			1
Criminal	Probates/Wills and Trusts - Level 2	2015	1	-	1	1	-	1	-	-	-	-	-	-	3			4
		2016	-	-	1	-	1	-	-	-	-	-	-	-	2	-33.3%	▼	2
	Uncontested Divorce	2015	-	5	5	2	2	8	2	3	4	5	-	-	14			36
		2016	4	3	5	4	2	-	-	-	-	-	-	-	18	28.6%	▲	18
	Misdemeanor	2015	10	9	15	7	6	13	14	5	1	6	9	13	47			108
		2016	9	4	8	9	7	-	-	-	-	-	-	-	37	-21.3%	▼	37
Other	Non-Capital Felonies and Related Matters	2015	6	5	7	17	8	5	9	22	3	10	10	7	43			109
		2016	17	6	8	19	9	-	-	-	-	-	-	-	59	37.2%	▲	59
	Other Criminally Related Matters	2015	1	7	3	2	5	2	5	7	4	4	1	2	18			43
		2016	5	1	2	5	3	-	-	-	-	-	-	-	16	-11.1%	▼	16
	Miscellaneous	2015	43	50	48	49	40	40	42	45	38	55	40	121	230			611
		2016	70	65	49	47	42	-	-	-	-	-	-	-	273	18.7%	▲	273
	Other	2015	-	1	1	-	1	1	1	1	1	1	1	-	3			9
		2016	1	-	3	2	1	-	-	-	-	-	-	-	7	133.3%	▲	7

Court: Greene Circuit

Start/End Date: Jan-15 / May-16

2015 Average Month: 88

Jan-May 2015: 422

Filings Trending: Upward ▲

Circuit/Court ID: 16

216079


Type of Case: Filings

2016 Average Month:95

Jan-May 2016 : 476

Overall AVG. Month: 90

Monthly Filings Summary

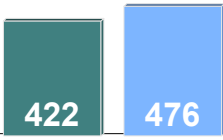


Jan 15-May 16

Totals

	2015	2016
Civil	130	56
Criminal	283	145
Other	643	275
Total	1,056	476

Jan --- May Filings



422 476

2015 2016

Jan --- May Filings

	2015	2016	% Change	Trending
Civil	70	56	-20.0%	▼
Criminal	122	145	18.9%	▲
Other	230	275	19.6%	▲
Total	422	476	12.8%	▲

	Jan	Feb	Mar	Apr	May	Jun	Jul	Aug	Sep	Oct	Nov	Dec	Thru May	% Change	Trending	Total
2015	84	86	93	78	81	97	67	74	67	85	87	157	422			1,056
2016	93	136	100	76	71	-	-	-	-	-	-	-	476	12.8%	▲	476

			Jan	Feb	Mar	Apr	May	Jun	Jul	Aug	Sep	Oct	Nov	Dec	Thru May	% Change	Trending	Total
Civil	Contested Divorce	2015	-	1	2	1	-	1	2	1	-	1	1	-	4			10
		2016	-	2	2	1	2	-	-	-	-	-	-	-	7	75.0%	▲	7
	Domestic and Family - Level 1	2015	2	-	1	-	5	2	1	1	4	-	-	1	8			17
		2016	2	1	-	-	4	-	-	-	-	-	-	-	7	-12.5%	▼	7
	Domestic and Family - Level 2	2015	1	-	2	-	-	-	1	-	-	1	-	-	3			5
		2016	-	1	-	-	1	-	-	-	-	-	-	-	2	-33.3%	▼	2
	General Civil - Level 1	2015	-	1	-	-	-	-	-	-	-	-	-	-	1			1
		2016	1	-	1	-	-	-	-	-	-	-	-	-	2	100.0%	▲	2
	General Civil - Level 2	2015	5	2	4	1	-	5	1	1	2	3	1	2	12			27
		2016	1	3	2	2	3	-	-	-	-	-	-	-	11	-8.3%	▼	11
	General Civil - Level 3	2015	-	2	2	1	8	3	-	1	2	-	1	2	13			22
		2016	2	2	1	3	1	-	-	-	-	-	-	-	9	-30.8%	▼	9
Criminal	Probates/Wills and Trusts - Level 2	2015	-	-	3	-	-	2	-	2	2	-	-	-	3			9
		2016	-	1	-	-	-	-	-	-	-	-	-	-	1	-66.7%	▼	1
	Uncontested Divorce	2015	4	4	8	2	8	1	1	2	-	2	6	1	26			39
		2016	4	2	2	3	6	-	-	-	-	-	-	-	17	-34.6%	▼	17
	Misdemeanor	2015	5	6	4	4	1	5	2	8	2	11	1	9	20			58
		2016	3	4	8	10	2	-	-	-	-	-	-	-	27	35.0%	▲	27
	Non-Capital Felonies and Related Matters	2015	15	21	25	26	13	20	18	6	6	14	30	17	100			211
		2016	26	30	19	22	17	-	-	-	-	-	-	-	114	14.0%	▲	114
	Other Criminally Related Matters	2015	1	-	-	-	1	-	2	2	1	2	1	4	2			14
		2016	1	2	-	-	1	-	-	-	-	-	-	-	4	100.0%	▲	4
Other	Miscellaneous	2015	43	44	41	43	42	57	37	50	44	51	46	121	213			619
		2016	51	80	62	31	34	-	-	-	-	-	-	-	258	21.1%	▲	258
	Other	2015	8	5	1	-	3	1	2	-	4	-	-	-	17			24
		2016	2	8	3	4	-	-	-	-	-	-	-	-	17	0.0%	↔	17

Court: Louisa Circuit

Start/End Date: Jan-15 / May-16

2015 Average Month: 181

Jan-May 2015: 845

Filings Trending: Upward ▲

Circuit/Court ID: 16

216109


Type of Case: Filings

2016 Average Month:197

Jan-May 2016 : 983

Overall AVG. Month: 186

Monthly Filings Summary




Jan 15-May 16

Totals

	2015	2016
Civil	299	117
Criminal	860	309
Other	1,015	557
Total	2,174	983

Jan --- May Filings



845 983

2015 2016

Jan --- May Filings

	2015	2016	% Change	Trending
Civil	109	117	7.3%	▲
Criminal	356	309	-13.2%	▼
Other	380	557	46.6%	▲
Total	845	983	16.3%	▲

	Jan	Feb	Mar	Apr	May	Jun	Jul	Aug	Sep	Oct	Nov	Dec	Thru May	% Change	Trending	Total
2015	178	184	159	179	145	155	156	143	254	127	186	308	845			2,174
2016	257	191	212	163	160	-	-	-	-	-	-	-	983	16.3%	▲	983

			Jan	Feb	Mar	Apr	May	Jun	Jul	Aug	Sep	Oct	Nov	Dec	Thru May	% Change	Trending	Total
Civil	Administrative Law	2015	1	-	1	-	1	-	2	-	-	-	-	1	3			6
		2016	-	-	2	-	-	-	-	-	-	-	-	-	2	-33.3%	▼	2
	Contested Divorce	2015	1	2	1	4	1	1	2	4	3	4	2	1	9			26
		2016	3	8	4	4	2	-	-	-	-	-	-	-	21	133.3%	▲	21
	Domestic and Family - Level 1	2015	-	8	-	3	-	2	1	11	-	3	-	13	11			41
		2016	-	1	-	1	-	-	-	-	-	-	-	-	2	-81.8%	▼	2
	Domestic and Family - Level 2	2015	-	4	-	1	-	-	2	1	-	-	3	1	5			12
		2016	-	-	1	-	1	-	-	-	-	-	-	-	2	-60.0%	▼	2
	General Civil - Level 1	2015	3	1	-	-	-	1	-	-	-	-	-	-	4			5
		2016	-	1	-	-	-	-	-	-	-	-	-	-	1	-75.0%	▼	1
	General Civil - Level 2	2015	7	5	4	6	4	5	7	8	7	7	13	7	26			80
		2016	5	3	6	3	5	-	-	-	-	-	-	-	22	-15.4%	▼	22
	General Civil - Level 3	2015	2	1	1	9	5	4	5	2	2	7	4	9	18			51
		2016	6	13	1	-	3	-	-	-	-	-	-	-	23	27.8%	▲	23
Probates/Wills and Trusts	2015	-	1	-	-	-	-	-	-	-	-	1	-	1			2	
Probates/Wills and Trusts - Level 2	2015	1	-	-	2	3	-	-	-	-	-	-	1	6			7	
	2016	1	2	-	-	2	-	-	-	-	-	-	-	5	-16.7%	▼	5	
Uncontested Divorce	2015	3	1	10	5	7	5	7	6	6	8	3	8	26			69	
	2016	6	8	12	8	5	-	-	-	-	-	-	-	39	50.0%	▲	39	
Criminal	Misdemeanor	2015	25	20	21	17	21	24	27	8	15	15	19	27	104			239
		2016	27	7	28	16	22	-	-	-	-	-	-	-	100	-3.8%	▼	100
	Non-Capital Felonies and Related Matters	2015	56	62	22	67	25	35	34	43	151	13	64	8	232			580
		2016	82	28	38	23	28	-	-	-	-	-	-	-	199	-14.2%	▼	199
Other Criminally Related Matters	2015	3	3	5	5	4	5	8	3	3	-	1	1	20			41	
	2016	3	-	4	2	1	-	-	-	-	-	-	-	10	-50.0%	▼	10	
Other	Miscellaneous	2015	56	54	73	45	53	49	40	42	61	55	61	129	281			718
		2016	101	103	98	86	69	-	-	-	-	-	-	-	457	62.6%	▲	457
	Other	2015	20	22	21	15	21	24	21	15	6	14	16	102	99			297
	2016	23	17	18	20	22	-	-	-	-	-	-	-	100	1.0%	▲	100	

Court: Madison Circuit

Start/End Date: Jan-15 / May-16

2015 Average Month: 62

Jan-May 2015: 278

Filings Trending: Upward ▲

Circuit/Court ID: 16

216113


Type of Case: Filings

2016 Average Month:71

Jan-May 2016 : 353

Overall AVG. Month: 65

Monthly Filings Summary

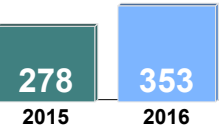


Jan 15-May 16

Totals

	2015	2016
Civil	97	36
Criminal	181	73
Other	467	244
Total	745	353

Jan --- May Filings



278 2015 353 2016

Jan --- May Filings

	2015	2016	% Change	Trending
Civil	50	36	-28.0%	▼
Criminal	65	73	12.3%	▲
Other	163	244	49.7%	▲
Total	278	353	27.0%	▲

	Jan	Feb	Mar	Apr	May	Jun	Jul	Aug	Sep	Oct	Nov	Dec	Thru May	% Change	Trending	Total
2015	40	70	62	66	40	53	66	55	54	93	34	112	278			745
2016	75	66	75	84	53	-	-	-	-	-	-	-	353	27.0%	▲	353

			Jan	Feb	Mar	Apr	May	Jun	Jul	Aug	Sep	Oct	Nov	Dec	Thru May	% Change	Trending	Total
Civil	Contested Divorce	2015	-	1	1	2	1	1	2	-	-	1	1	-	5			10
		2016	-	1	1	2	3	-	-	-	-	-	-	-	7	40.0%	▲	7
	Domestic and Family - Level 1	2015	-	2	2	4	-	6	1	3	-	2	-	1	8			21
		2016	-	-	-	2	2	-	-	-	-	-	-	-	4	-50.0%	▼	4
	Domestic and Family - Level 2	2015	1	1	3	-	1	-	-	1	-	-	-	-	6			7
		2016	1	-	1	1	1	-	-	-	-	-	-	-	4	-33.3%	▼	4
	General Civil - Level 2	2015	-	1	3	3	-	4	3	3	1	-	2	-	7			20
		2016	1	-	1	3	1	-	-	-	-	-	-	-	6	-14.3%	▼	6
	General Civil - Level 3	2015	-	1	1	3	6	1	1	-	1	3	1	-	11			18
		2016	1	-	1	-	-	-	-	-	-	-	-	-	2	-81.8%	▼	2
Criminal	Probates/Wills and Trusts	2016	-	-	-	1	-	-	-	-	-	-	-	-	1			1
	Probates/Wills and Trusts - Level 2	2015	-	-	-	-	1	-	-	2	-	-	-	-	1			3
		2016	1	-	1	-	1	-	-	-	-	-	-	-	3	200.0%	▲	3
	Uncontested Divorce	2015	1	1	2	6	2	-	2	-	-	1	1	2	12			18
		2016	1	-	5	1	2	-	-	-	-	-	-	-	9	-25.0%	▼	9
	Misdemeanor	2015	2	10	8	6	3	5	3	10	3	8	1	-	29			59
Other		2016	4	6	3	6	2	-	-	-	-	-	-	-	21	-27.6%	▼	21
	Non-Capital Felonies and Related Matters	2015	2	9	3	12	5	14	5	7	3	30	2	17	31			109
		2016	9	14	10	10	6	-	-	-	-	-	-	-	49	58.1%	▲	49
	Other Criminally Related Matters	2015	-	4	-	1	-	1	1	1	3	1	-	1	5			13
		2016	-	1	1	1	-	-	-	-	-	-	-	-	3	-40.0%	▼	3
	Miscellaneous	2015	26	25	23	23	16	14	31	15	34	35	22	35	113			299
		2016	45	32	43	47	29	-	-	-	-	-	-	-	196	73.5%	▲	196
	Other	2015	8	15	16	6	5	7	17	13	9	12	4	56	50			168
		2016	12	12	8	10	6	-	-	-	-	-	-	-	48	-4.0%	▼	48

Court: Orange Circuit

Start/End Date: Jan-15 / May-16

2015 Average Month: 151

Jan-May 2015: 767

Filings Trending: Upward ▲

Circuit/Court ID: 16

216137


Type of Case: Filings

2016 Average Month:198

Jan-May 2016 : 989

Overall AVG. Month: 164

Monthly Filings Summary

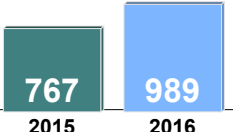


Jan 15-May 16

Totals

	2015	2016
Civil	267	99
Criminal	782	420
Other	757	470
Total	1,806	989

Jan --- May Filings



767 989

2015 2016

Jan --- May Filings

	2015	2016	% Change	Trending
Civil	112	99	-11.6%	▼
Criminal	403	420	4.2%	▲
Other	252	470	86.5%	▲
Total	767	989	28.9%	▲

	Jan	Feb	Mar	Apr	May	Jun	Jul	Aug	Sep	Oct	Nov	Dec	Thru May	% Change	Trending	Total
2015	140	97	211	132	187	101	160	86	178	124	208	182	767			1,806
2016	173	197	235	201	183	-	-	-	-	-	-	-	989	28.9%	▲	989

			Jan	Feb	Mar	Apr	May	Jun	Jul	Aug	Sep	Oct	Nov	Dec	Thru May	% Change	Trending	Total
Civil	Administrative Law	2015	-	1	-	-	1	-	-	-	-	-	2	-	2			4
	Contested Divorce	2015	3	3	6	5	4	3	5	4	3	2	3	3	21			44
		2016	4	1	3	3	2	-	-	-	-	-	-	-	13	-38.1%	▼	13
	Domestic and Family - Level 1	2015	4	4	1	5	-	1	6	-	4	-	7	1	14			33
		2016	1	6	5	-	1	-	-	-	-	-	-	-	13	-7.1%	▼	13
	Domestic and Family - Level 2	2015	2	-	2	4	1	3	2	1	1	-	3	-	9			19
		2016	1	-	-	2	1	-	-	-	-	-	-	-	4	-55.6%	▼	4
	General Civil - Level 1	2015	-	-	-	-	-	-	1	1	1	-	1	-	0			4
		2016	-	1	-	-	-	-	-	-	-	-	-	-	1	0.0%	↔	1
	General Civil - Level 2	2015	5	3	5	4	6	4	8	3	3	5	9	9	23			64
		2016	2	1	2	6	4	-	-	-	-	-	-	-	15	-34.8%	▼	15
	General Civil - Level 3	2015	2	5	7	1	3	-	3	3	4	2	1	2	18			33
Criminal		2016	6	6	3	2	9	-	-	-	-	-	-	-	26	44.4%	▲	26
	Probates/Wills and Trusts - Level 2	2015	-	-	-	1	-	1	-	2	-	1	-	1	1			6
		2016	1	-	1	1	1	-	-	-	-	-	-	-	4	300.0%	▲	4
	Uncontested Divorce	2015	6	3	5	6	4	7	7	2	5	5	3	7	24			60
		2016	4	5	6	5	3	-	-	-	-	-	-	-	23	-4.2%	▼	23
	Capital Murder	2016	-	-	-	1	-	-	-	-	-	-	-	-	1			1
	Misdemeanor	2015	13	1	24	12	22	4	22	8	30	3	24	7	72			170
		2016	10	12	14	8	16	-	-	-	-	-	-	-	60	-16.7%	▼	60
	Non-Capital Felonies and Related Matters	2015	60	24	96	42	98	12	41	14	57	29	70	23	320			566
		2016	51	37	78	107	75	-	-	-	-	-	-	-	348	8.8%	▲	348
	Other Criminally Related Matters	2015	-	3	3	-	5	-	12	-	5	4	6	8	11			46
		2016	5	1	1	-	4	-	-	-	-	-	-	-	11	0.0%	↔	11
Other	Miscellaneous	2015	45	48	60	51	42	61	52	46	61	65	76	119	246			726
		2016	86	123	120	62	65	-	-	-	-	-	-	-	456	85.4%	▲	456
	Other	2015	-	2	2	1	1	5	1	2	4	8	3	2	6			31
		2016	2	4	2	4	2	-	-	-	-	-	-	-	14	133.3%	▲	14

Court: Charlottesville Circuit

Start/End Date: Jan-15 / May-16

2015 Average Month: 126

Jan-May 2015: 613

Filings Trending: Upward ▲

Circuit/Court ID: 16

216540

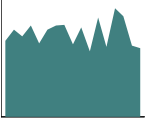
Type of Case: Filings

2016 Average Month:126

Jan-May 2016 : 629

Overall AVG. Month: 126

Monthly Filings Summary



Jan 15-May 16

Totals

	2015	2016
Civil	305	117
Criminal	916	367
Other	288	145
Total	1,509	629

Jan --- May Filings

613

629

2015

2016

Jan --- May Filings

	2015	2016	% Change	Trending
Civil	133	117	-12.0%	▼
Criminal	373	367	-1.6%	▼
Other	107	145	35.5%	▲
Total	613	629	2.6%	▲

	Jan	Feb	Mar	Apr	May	Jun	Jul	Aug	Sep	Oct	Nov	Dec	Thru May	% Change	Trending	Total
2015	114	131	121	137	110	131	137	138	109	134	98	149	613			1,509
2016	105	163	151	107	103	-	-	-	-	-	-	-	629	2.6%	▲	629

			Jan	Feb	Mar	Apr	May	Jun	Jul	Aug	Sep	Oct	Nov	Dec	Thru May	% Change	Trending	Total	
Civil	Administrative Law	2015	-	-	-	1	3	1	1	-	-	1	1	-	4			8	
		2016	1	1	-	-	-	-	-	-	-	-	-	-	2	-50.0%	▼	2	
	Contested Divorce	2015	1	1	5	2	2	2	2	2	2	1	-	2	3	11			23
		2016	-	6	1	2	-	-	-	-	-	-	-	-	-	9	-18.2%	▼	9
	Domestic and Family - Level 1	2015	4	3	2	4	1	6	3	-	2	4	2	5	14			36	
		2016	4	5	5	1	5	-	-	-	-	-	-	-	20	42.9%	▲	20	
	Domestic and Family - Level 2	2015	3	2	1	1	1	2	1	3	2	3	-	3	8			22	
		2016	1	2	3	3	6	-	-	-	-	-	-	-	15	87.5%	▲	15	
	General Civil - Level 1	2015	1	2	-	2	-	-	2	2	-	3	-	1	5			13	
		2016	1	1	-	-	-	-	-	-	-	-	-	-	2	-60.0%	▼	2	
	General Civil - Level 2	2015	6	15	12	6	8	7	4	5	5	14	5	6	47			93	
		2016	4	7	9	5	11	-	-	-	-	-	-	-	36	-23.4%	▼	36	
	General Civil - Level 3	2015	5	7	5	4	5	4	5	3	5	4	3	3	26			53	
		2016	-	2	6	3	6	-	-	-	-	-	-	-	17	-34.6%	▼	17	
	Probates/Wills and Trusts	2015	1	-	-	-	-	-	-	-	-	-	1	-	1			2	
Probates/Wills and Trusts - Level 2	2015	-	1	1	-	-	5	-	1	-	1	2	1	2			12		
	2016	-	1	1	1	1	-	-	-	-	-	-	-	4	100.0%	▲	4		
Uncontested Divorce	2015	3	-	5	6	1	3	5	7	5	2	2	4	15			43		
	2016	-	3	4	1	4	-	-	-	-	-	-	-	12	-20.0%	▼	12		
Criminal	Capital Murder	2015	-	-	-	-	-	1	-	-	-	-	-	-	0			1	
	Misdemeanor	2015	14	22	4	14	16	27	18	20	14	7	18	23	70	0.0%	↔	197	
		2016	19	21	22	21	10	-	-	-	-	-	-	-	93	32.9%	▲	93	
	Non-Capital Felonies and Related Matters	2015	47	54	64	76	51	52	61	62	45	70	41	56	292			679	
		2016	41	76	60	46	34	-	-	-	-	-	-	-	257	-12.0%	▼	257	
	Other Criminally Related Matters	2015	3	3	2	1	2	3	6	6	2	6	1	4	11			39	
2016		2	2	4	6	3	-	-	-	-	-	-	-	17	54.5%	▲	17		
Other	Miscellaneous	2015	26	21	20	20	20	18	28	27	28	18	21	40	107			287	
		2016	30	36	36	16	23	-	-	-	-	-	-	-	141	31.8%	▲	141	
	Other	2015	-	-	-	-	-	-	1	-	-	-	-	-	0			1	
	2016	2	-	-	2	-	-	-	-	-	-	-	-	4	0.0%	↔	4		

Court: Arlington Circuit

Start/End Date: Jan-15 / May-16

2015 Average Month: 804

Jan-May 2015: 3,835

Filings Trending: Upward ▲

Circuit/Court ID: 17

217013


Type of Case: Filings

2016 Average Month:858

Jan-May 2016 : 4,289

Overall AVG. Month: 820

Monthly Filings Summary




Jan 15-May 16

Totals

	2015	2016
Civil	1,475	596
Criminal	4,281	1,827
Other	3,891	1,866
Total	9,647	4,289

Jan --- May Filings



3,835 2015 4,289 2016

Jan --- May Filings

	2015	2016	% Change	Trending
Civil	598	596	-	↔
Criminal	1,776	1,827	2.9%	▲
Other	1,461	1,866	27.7%	▲
Total	3,835	4,289	11.8%	▲

	Jan	Feb	Mar	Apr	May	Jun	Jul	Aug	Sep	Oct	Nov	Dec	Thru May	% Change	Trending	Total
2015	716	703	837	858	721	814	798	744	707	837	796	1,116	3,835			9,647
2016	844	822	781	887	955	-	-	-	-	-	-	-	4,289	11.8%	▲	4,289

			Jan	Feb	Mar	Apr	May	Jun	Jul	Aug	Sep	Oct	Nov	Dec	Thru May	% Change	Trending	Total
Civil	Administrative Law	2015	1	-	2	-	-	2	1	1	-	1	2	-	3			10
		2016	-	4	2	2	3	-	-	-	-	-	-	-	11	266.7%	▲	11
	Contested Divorce	2015	14	8	18	30	13	24	20	16	21	18	18	21	83			221
		2016	14	18	20	17	23	-	-	-	-	-	-	-	92	10.8%	▲	92
	Domestic and Family - Level 1	2015	8	11	7	10	6	4	7	22	15	3	9	15	42			117
		2016	16	2	13	10	10	-	-	-	-	-	-	-	51	21.4%	▲	51
	Domestic and Family - Level 2	2015	6	9	7	9	5	10	2	7	5	7	12	10	36			89
		2016	4	8	4	4	6	-	-	-	-	-	-	-	26	-27.8%	▼	26
	General Civil - Level 1	2015	1	2	5	2	2	2	2	-	4	2	-	3	12			25
		2016	2	2	1	3	2	-	-	-	-	-	-	-	10	-16.7%	▼	10
	General Civil - Level 2	2015	39	23	37	34	43	41	38	38	35	36	36	41	176			441
		2016	28	58	43	32	41	-	-	-	-	-	-	-	202	14.8%	▲	202
	General Civil - Level 3	2015	8	9	17	7	14	9	12	12	8	15	9	8	55			128
		2016	3	9	16	11	5	-	-	-	-	-	-	-	44	-20.0%	▼	44
	Probates/Wills and Trusts - Level 1	2015	-	1	2	2	6	2	4	2	2	1	1	1	11			24
		2016	2	1	3	-	-	-	-	-	-	-	-	-	6	-45.5%	▼	6
	Probates/Wills and Trusts - Level 2	2015	8	5	11	13	9	7	5	8	7	9	8	9	46			99
		2016	7	11	13	8	10	-	-	-	-	-	-	-	49	6.5%	▲	49
Criminal	Uncontested Divorce	2015	29	20	28	35	22	28	29	27	24	34	26	19	134			321
		2016	18	18	25	20	24	-	-	-	-	-	-	-	105	-21.6%	▼	105
	Misdemeanor	2015	45	51	71	60	56	53	40	43	38	56	71	70	283			654
		2016	59	63	58	69	75	-	-	-	-	-	-	-	324	14.5%	▲	324
	Non-Capital Felonies and Related Matters	2015	187	193	238	297	220	253	257	242	217	282	223	277	1,135			2,886
		2016	163	254	186	278	341	-	-	-	-	-	-	-	1,222	7.7%	▲	1,222
	Other Criminally Related Matters	2015	86	49	114	43	66	47	40	59	37	78	50	72	358			741
		2016	41	63	70	56	51	-	-	-	-	-	-	-	281	-21.5%	▼	281
	Miscellaneous	2015	160	148	130	161	131	142	163	159	148	151	178	274	730			1,945
		2016	187	186	176	157	164	-	-	-	-	-	-	-	870	19.2%	▲	870
Other	Other	2015	124	174	150	155	128	190	178	108	146	144	153	296	731			1,946
		2016	300	125	151	220	200	-	-	-	-	-	-	-	996	36.3%	▲	996

Court: Fauquier Circuit

Start/End Date: Jan-15 / May-16

2015 Average Month: 298

Jan-May 2015: 1,437

Filings Trending: Upward ▲

Circuit/Court ID: 20

220061


Type of Case: Filings

2016 Average Month:346

Jan-May 2016 : 1,731

Overall AVG. Month: 312

Monthly Filings Summary




Jan 15-May 16

Totals

	2015	2016
Civil	485	236
Criminal	960	516
Other	2,131	979
Total	3,576	1,731

Jan --- May Filings



20152016

Jan --- May Filings

	2015	2016	% Change	Trending
Civil	210	236	12.4%	▲
Criminal	474	516	8.9%	▲
Other	753	979	30.0%	▲
Total	1,437	1,731	20.5%	▲

	Jan	Feb	Mar	Apr	May	Jun	Jul	Aug	Sep	Oct	Nov	Dec	Thru May	% Change	Trending	Total
2015	266	290	317	269	295	250	267	238	229	245	326	584	1,437			3,576
2016	405	354	385	281	306	-	-	-	-	-	-	-	1,731	20.5%	▲	1,731

			Jan	Feb	Mar	Apr	May	Jun	Jul	Aug	Sep	Oct	Nov	Dec	Thru May	% Change	Trending	Total
Civil	Administrative Law	2015	-	-	-	-	-	-	-	2	-	-	-	1	0			3
		2016	-	1	-	-	-	-	-	-	-	-	-	-	1	0.0%	↔	1
	Contested Divorce	2015	5	7	3	4	5	7	2	3	8	4	4	4	24			56
		2016	7	5	11	5	5	-	-	-	-	-	-	-	33	37.5%	▲	33
	Domestic and Family - Level 1	2015	3	3	-	-	5	7	8	1	2	6	4	-	11			39
		2016	3	3	3	3	2	-	-	-	-	-	-	-	14	27.3%	▲	14
	Domestic and Family - Level 2	2015	1	3	5	3	4	2	3	3	2	-	2	4	16			32
		2016	1	6	3	2	6	-	-	-	-	-	-	-	18	12.5%	▲	18
	General Civil - Level 1	2015	1	-	2	2	1	1	-	1	-	-	-	1	6			9
		2016	1	1	3	1	2	-	-	-	-	-	-	-	8	33.3%	▲	8
	General Civil - Level 2	2015	7	15	20	11	14	14	12	11	11	11	8	10	67			144
		2016	13	9	12	14	17	-	-	-	-	-	-	-	65	-3.0%	▼	65
	General Civil - Level 3	2015	1	3	1	7	6	2	3	4	1	5	7	7	18			47
		2016	2	9	5	3	5	-	-	-	-	-	-	-	24	33.3%	▲	24
	Probates/Wills and Trusts	2015	-	-	1	1	-	-	-	-	-	-	-	-	2			2
	Probates/Wills and Trusts - Level 2	2015	2	4	-	5	1	2	1	-	-	2	-	-	12			17
		2016	1	2	1	2	-	-	-	-	-	-	-	-	6	-50.0%	▼	6
Criminal	Protective Orders	2015	1	1	1	-	-	1	2	1	1	1	1	-	3			10
		2016	-	2	2	3	-	-	-	-	-	-	-	-	7	133.3%	▲	7
	Uncontested Divorce	2015	5	13	15	5	13	5	14	10	10	9	12	15	51			126
		2016	6	12	11	20	11	-	-	-	-	-	-	-	60	17.6%	▲	60
	Misdemeanor	2015	14	22	17	14	33	17	19	13	12	23	33	25	100			242
		2016	21	18	40	18	29	-	-	-	-	-	-	-	126	26.0%	▲	126
	Non-Capital Felonies and Related Matters	2015	90	53	80	65	67	24	52	39	38	46	81	32	355			667
		2016	101	55	87	42	80	-	-	-	-	-	-	-	365	2.8%	▲	365
	Other Criminally Related Matters	2015	7	1	4	2	5	4	5	3	2	6	9	3	19			51
		2016	4	3	5	5	8	-	-	-	-	-	-	-	25	31.6%	▲	25
Other	Miscellaneous	2015	104	127	129	109	106	110	106	115	102	100	137	253	575			1,498
		2016	208	209	176	127	108	-	-	-	-	-	-	-	828	44.0%	▲	828
	Other	2015	25	38	39	41	35	54	40	32	40	32	28	229	178			633
		2016	37	19	26	36	33	-	-	-	-	-	-	-	151	-15.2%	▼	151

Court: Loudoun Circuit

Start/End Date: Jan-15 / May-16

2015 Average Month: 879

Jan-May 2015: 4,029

Filings Trending: Upward ▲

Circuit/Court ID: 20

220107


Type of Case: Filings

2016 Average Month:901

Jan-May 2016 : 4,506

Overall AVG. Month: 885

Monthly Filings Summary

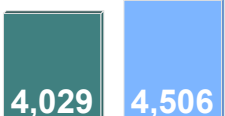


Jan 15-May 16

Totals

	2015	2016
Civil	2,463	1,000
Criminal	2,546	983
Other	5,534	2,523
Total	10,543	4,506

Jan --- May Filings



4,029 2015 4,506 2016

Jan --- May Filings

	2015	2016	% Change	Trending
Civil	1,017	1,000	-1.7%	▼
Criminal	983	983	-	↔
Other	2,029	2,523	24.3%	▲
Total	4,029	4,506	11.8%	▲

	Jan	Feb	Mar	Apr	May	Jun	Jul	Aug	Sep	Oct	Nov	Dec	Thru May	% Change	Trending	Total
2015	785	748	797	883	816	880	928	859	863	841	900	1,243	4,029			10,543
2016	927	910	1,015	827	827	-	-	-	-	-	-	-	4,506	11.8%	▲	4,506

			Jan	Feb	Mar	Apr	May	Jun	Jul	Aug	Sep	Oct	Nov	Dec	Thru May	% Change	Trending	Total
Civil	Administrative Law	2015	8	3	4	1	1	5	6	5	-	2	3	1	17			39
		2016	1	1	-	1	1	-	-	-	-	-	-	-	4	-76.5%	▼	4
	Contested Divorce	2015	17	18	23	23	21	12	35	22	17	24	27	18	102			257
		2016	26	23	17	22	18	-	-	-	-	-	-	-	106	3.9%	▲	106
	Domestic and Family - Level 1	2015	32	24	27	20	30	19	22	8	33	18	20	43	133			296
		2016	10	17	17	13	10	-	-	-	-	-	-	-	67	-49.6%	▼	67
	Domestic and Family - Level 2	2015	13	8	15	15	15	13	11	12	7	16	11	9	66			145
		2016	10	9	14	9	10	-	-	-	-	-	-	-	52	-21.2%	▼	52
	General Civil - Level 1	2015	-	3	-	4	4	1	1	4	2	1	1	3	11			24
		2016	2	1	5	-	1	-	-	-	-	-	-	-	9	-18.2%	▼	9
	General Civil - Level 2	2015	22	46	46	56	54	48	53	43	42	45	49	38	224			542
		2016	37	46	45	47	58	-	-	-	-	-	-	-	233	4.0%	▲	233
	General Civil - Level 3	2015	24	18	30	28	32	33	29	21	31	30	18	32	132			326
		2016	32	43	59	32	35	-	-	-	-	-	-	-	201	52.3%	▲	201
	Probates/Wills and Trusts - Level 1	2015	-	-	-	-	1	-	1	-	2	-	2	1	1			7
		2016	-	-	1	-	1	-	-	-	-	-	-	-	2	100.0%	▲	2
	Probates/Wills and Trusts - Level 2	2015	8	8	7	13	5	13	9	11	6	7	9	1	41			97
		2016	4	6	8	7	10	-	-	-	-	-	-	-	35	-14.6%	▼	35
Criminal	Uncontested Divorce	2015	57	52	55	64	62	61	70	64	72	58	60	55	290			730
		2016	51	58	55	65	62	-	-	-	-	-	-	-	291	0.3%	▲	291
	Capital Murder	2015	-	5	-	-	-	-	-	-	-	-	-	-	5			5
		2016	-	-	-	-	-	-	-	-	-	-	-	-	-			-
	Misdemeanor	2015	39	40	37	55	36	42	45	44	45	52	40	45	207			520
		2016	31	37	60	47	23	-	-	-	-	-	-	-	198	-4.3%	▼	198
	Non-Capital Felonies and Related Matters	2015	119	101	111	132	121	154	155	121	140	134	136	131	584			1,555
		2016	97	100	162	78	127	-	-	-	-	-	-	-	564	-3.4%	▼	564
	Other Criminally Related Matters	2015	29	34	31	43	50	32	41	53	55	51	21	26	187			466
		2016	48	48	55	43	27	-	-	-	-	-	-	-	221	18.2%	▲	221
Other	Miscellaneous	2015	394	379	372	404	362	405	433	414	411	402	502	839	1,911			5,317
		2016	573	520	515	460	443	-	-	-	-	-	-	-	2,511	31.4%	▲	2,511
	Other	2015	23	9	39	25	22	42	17	37	-	1	1	1	118			217
		2016	5	1	2	3	1	-	-	-	-	-	-	-	12	-89.8%	▼	12

Court: Rappahannock Circuit

Start/End Date: Jan-15 / May-16

2015 Average Month: 36

Jan-May 2015: 172

Filings Trending: Upward ▲

Circuit/Court ID: 20

220157


Type of Case: Filings

2016 Average Month:40

Jan-May 2016 : 199

Overall AVG. Month: 37

Monthly Filings Summary




Jan 15-May 16

Totals

	2015	2016
Civil	70	28
Criminal	93	61
Other	273	110
Total	436	199

Jan --- May Filings



2015 2016

Jan --- May Filings

	2015	2016	% Change	Trending
Civil	31	28	-9.7%	▼
Criminal	50	61	22.0%	▲
Other	91	110	20.9%	▲
Total	172	199	15.7%	▲

	Jan	Feb	Mar	Apr	May	Jun	Jul	Aug	Sep	Oct	Nov	Dec	Thru May	% Change	Trending	Total
2015	31	29	45	29	38	37	39	24	39	37	28	60	172			436
2016	43	45	32	53	26	-	-	-	-	-	-	-	199	15.7%	▲	199

			Jan	Feb	Mar	Apr	May	Jun	Jul	Aug	Sep	Oct	Nov	Dec	Thru May	% Change	Trending	Total
Civil	Contested Divorce	2015	1	1	-	-	1	-	-	1	1	-	-	-	3			5
		2016	1	-	1	1	1	-	-	-	-	-	-	-	4	33.3%	▲	4
	Domestic and Family - Lev	2015	-	-	-	1	-	-	-	4	-	-	2	-	1			7
	Domestic and Family - Level 2	2015	-	-	-	-	3	1	-	-	-	-	-	-	3			4
		2016	-	-	3	1	-	-	-	-	-	-	-	-	4	33.3%	▲	4
	General Civil - Level 1	2016	-	2	-	-	-	-	-	-	-	-	-	-	2			2
	General Civil - Level 2	2015	-	-	6	2	-	2	-	1	3	-	1	4	8			19
		2016	-	1	2	-	-	-	-	-	-	-	-	-	3	-62.5%	▼	3
	General Civil - Level 3	2015	2	-	-	2	1	1	-	-	2	2	-	3	5			13
		2016	-	2	2	1	-	-	-	-	-	-	-	-	5	0.0%	↔	5
Criminal	Probates/Wills and Trusts - Level 2	2015	1	-	-	1	-	1	-	-	-	-	-	-	2			3
		2016	-	-	1	-	1	-	-	-	-	-	-	-	2	0.0%	↔	2
	Uncontested Divorce	2015	-	4	1	1	3	4	-	-	3	1	-	2	9			19
		2016	1	2	2	2	1	-	-	-	-	-	-	-	8	-11.1%	▼	8
	Misdemeanor	2015	4	2	2	2	-	3	7	-	3	3	2	1	10			29
		2016	2	3	1	4	3	-	-	-	-	-	-	-	13	30.0%	▲	13
Other	Non-Capital Felonies and Related Matters	2015	8	2	11	5	12	-	10	1	2	3	5	1	38			60
		2016	9	1	2	33	2	-	-	-	-	-	-	-	47	23.7%	▲	47
	Other Criminally Related Matters	2015	-	-	1	-	1	-	2	-	-	-	-	-	2			4
		2016	-	-	-	-	1	-	-	-	-	-	-	-	1	-50.0%	▼	1
	Miscellaneous	2015	9	13	14	10	10	14	13	12	15	21	13	31	56			175
		2016	24	29	17	10	17	-	-	-	-	-	-	-	97	73.2%	▲	97
	Other	2015	6	7	10	5	7	11	7	5	10	7	5	18	35			98
		2016	6	5	1	1	-	-	-	-	-	-	-	-	13	-62.9%	▼	13

Court: Henry Circuit

Start/End Date: Jan-15 / May-16

2015 Average Month: 308

Jan-May 2015: 1,677

Filings Trending: Upward ▲

Circuit/Court ID: 21

221089

Type of Case: Filings

2016 Average Month:436

Jan-May 2016 : 2,181

Overall AVG. Month: 346

Monthly Filings Summary

Jan 15-May 16

Totals

	2015	2016
Civil	522	236
Criminal	1,705	973
Other	1,470	972
Total	3,697	2,181

Jan --- May Filings

1,677 2,181

2015 2016

Jan --- May Filings

	2015	2016	% Change	Trending
Civil	238	236	-0.8%	▼
Criminal	797	973	22.1%	▲
Other	642	972	51.4%	▲
Total	1,677	2,181	30.1%	▲

	Jan	Feb	Mar	Apr	May	Jun	Jul	Aug	Sep	Oct	Nov	Dec	Thru May	% Change	Trending	Total
2015	364	294	408	320	291	287	281	239	327	307	305	274	1,677			3,697
2016	410	502	553	380	336	-	-	-	-	-	-	-	2,181	30.1%	▲	2,181

			Jan	Feb	Mar	Apr	May	Jun	Jul	Aug	Sep	Oct	Nov	Dec	Thru May	% Change	Trending	Total
Civil	Administrative Law	2015	-	-	-	1	-	-	-	-	-	-	-	-	1			1
	Contested Divorce	2015	7	12	9	9	12	9	6	5	9	3	5	8	49			94
		2016	-	7	7	10	7	-	-	-	-	-	-	-	31	-36.7%	▼	31
	Domestic and Family - Level 1	2015	2	6	5	1	1	4	6	4	4	1	7	-	15			41
		2016	3	9	2	3	6	-	-	-	-	-	-	-	23	53.3%	▲	23
	Domestic and Family - Level 2	2015	1	3	1	-	1	3	1	1	2	-	2	-	6			15
		2016	2	5	-	1	2	-	-	-	-	-	-	-	10	66.7%	▲	10
	General Civil - Level 1	2015	-	-	1	1	2	-	-	-	-	-	1	1	4			6
	General Civil - Level 2	2015	9	4	6	9	8	1	3	7	5	17	6	11	36			86
		2016	7	7	4	5	6	-	-	-	-	-	-	-	29	-19.4%	▼	29
	General Civil - Level 3	2015	1	7	9	5	8	1	3	5	5	7	2	2	30			55
		2016	9	16	6	6	3	-	-	-	-	-	-	-	40	33.3%	▲	40
	Probates/Wills and Trusts - Level 1	2015	-	-	1	1	1	-	-	-	-	-	-	-	3			3
		2016	-	2	1	-	-	-	-	-	-	-	-	-	3	0.0%	↔	3
Criminal	Probates/Wills and Trusts - Level 2	2015	1	1	3	1	3	1	5	2	2	4	-	-	9			23
		2016	1	2	1	7	2	-	-	-	-	-	-	-	13	44.4%	▲	13
	Protective Orders	2015	-	-	-	-	-	-	-	-	-	-	-	1	0			1
	Uncontested Divorce	2015	9	27	23	16	10	16	26	17	12	15	13	13	85	0.0%	↔	197
		2016	12	19	17	23	16	-	-	-	-	-	-	-	87	2.4%	▲	87
	Misdemeanor	2015	46	18	65	38	34	39	32	47	35	43	53	53	201			503
Other		2016	42	75	48	30	50	-	-	-	-	-	-	-	245	21.9%	▲	245
	Non-Capital Felonies and Related Matters	2015	147	58	138	105	114	42	75	90	85	71	118	69	562			1,112
		2016	122	115	275	62	107	-	-	-	-	-	-	-	681	21.2%	▲	681
	Other Criminally Related Matters	2015	2	7	16	1	8	7	5	8	6	13	13	4	34			90
Other		2016	6	8	9	11	13	-	-	-	-	-	-	-	47	38.2%	▲	47
	Miscellaneous	2015	125	114	90	115	64	61	83	41	124	88	73	97	508			1,075
		2016	190	199	156	204	104	-	-	-	-	-	-	-	853	67.9%	▲	853
Other	Other	2015	14	37	41	17	25	103	36	12	38	45	12	15	134			395
		2016	16	38	27	18	20	-	-	-	-	-	-	-	119	-11.2%	▼	119

Court: Patrick Circuit

Start/End Date: Jan-15 / May-16

2015 Average Month: 110

Jan-May 2015: 567

Filings Trending: Upward ▲

Circuit/Court ID: 21

221141


Type of Case: Filings

2016 Average Month:136

Jan-May 2016 : 680

Overall AVG. Month: 117

Monthly Filings Summary

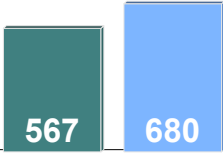


Jan 15-May 16

Totals

	2015	2016
Civil	176	74
Criminal	651	305
Other	488	301
Total	1,315	680

Jan --- May Filings



567 2015 680 2016

Jan --- May Filings

	2015	2016	% Change	Trending
Civil	80	74	-7.5%	▼
Criminal	282	305	8.2%	▲
Other	205	301	46.8%	▲
Total	567	680	19.9%	▲

	Jan	Feb	Mar	Apr	May	Jun	Jul	Aug	Sep	Oct	Nov	Dec	Thru May	% Change	Trending	Total
2015	63	146	141	98	119	115	77	116	93	169	77	101	567			1,315
2016	95	249	115	110	111	-	-	-	-	-	-	-	680	19.9%	▲	680

			Jan	Feb	Mar	Apr	May	Jun	Jul	Aug	Sep	Oct	Nov	Dec	Thru May	% Change	Trending	Total
Civil	Contested Divorce	2015	4	1	1	1	1	4	4	3	1	1	2	3	8			26
		2016	1	2	3	4	-	-	-	-	-	-	-	-	10	25.0%	▲	10
	Domestic and Family - Level 1	2015	1	6	-	-	2	1	2	-	1	2	1	-	9			16
		2016	-	3	-	-	1	-	-	-	-	-	-	-	4	-55.6%	▼	4
	Domestic and Family - Level 2	2015	-	1	-	3	1	1	-	-	-	-	-	1	5			7
		2016	-	-	1	1	-	-	-	-	-	-	-	-	2	-60.0%	▼	2
	General Civil - Level 1	2015	1	-	-	1	-	-	-	-	-	-	-	-	2			2
	General Civil - Level 2	2015	4	1	1	2	-	2	1	1	1	2	-	1	8			16
		2016	1	2	-	-	1	-	-	-	-	-	-	-	4	-50.0%	▼	4
	General Civil - Level 3	2015	5	2	1	2	-	3	3	2	4	1	2	3	10			28
		2016	1	6	2	4	4	-	-	-	-	-	-	-	17	70.0%	▲	17
	Probates/Wills and Trusts	2015	-	-	-	-	-	-	-	-	-	-	1	-	0			1
	Probates/Wills and Trusts - Level 2	2015	-	-	-	2	-	-	1	-	-	2	-	1	2	0.0%	↔	6
		2016	-	-	1	-	1	-	-	-	-	-	-	-	2	0.0%	↔	2
Criminal	Protective Orders	2015	-	-	-	1	-	-	-	-	-	-	-	-	1			1
	Uncontested Divorce	2015	6	7	8	11	3	6	4	2	6	7	8	5	35			73
		2016	10	7	6	4	8	-	-	-	-	-	-	-	35	0.0%	↔	35
	Misdemeanor	2015	5	11	33	20	18	11	14	7	17	29	9	11	87			185
Criminal		2016	9	25	22	13	11	-	-	-	-	-	-	-	80	-8.0%	▼	80
	Non-Capital Felonies and Related Matters	2015	16	45	41	14	36	33	16	15	48	47	9	38	152			358
		2016	35	66	28	33	32	-	-	-	-	-	-	-	194	27.6%	▲	194
	Other Criminally Related Matters	2015	11	8	-	10	14	-	23	1	-	30	9	2	43			108
Oth		2016	2	11	-	17	1	-	-	-	-	-	-	-	31	-27.9%	▼	31
	Miscellaneous	2015	10	64	56	31	44	54	9	85	15	48	36	36	205			488
		2016	36	127	52	34	52	-	-	-	-	-	-	-	301	46.8%	▲	301

Court: Martinsville Circuit

Start/End Date: Jan-15 / May-16

2015 Average Month: 146

Jan-May 2015: 758

Filings Trending: Downward ▼

Circuit/Court ID: 21

221690


Type of Case: Filings

2016 Average Month:138

Jan-May 2016 : 692

Overall AVG. Month: 144

Monthly Filings Summary



Jan 15-May 16

Totals

	2015	2016
Civil	172	53
Criminal	1,259	512
Other	323	127
Total	1,754	692

Jan --- May Filings

758

692

2015

2016

Jan --- May Filings

	2015	2016	% Change	Trending
Civil	76	53	-30.3%	▼
Criminal	550	512	-6.9%	▼
Other	132	127	-3.8%	▼
Total	758	692	-8.7%	▼

	Jan	Feb	Mar	Apr	May	Jun	Jul	Aug	Sep	Oct	Nov	Dec	Thru May	% Change	Trending	Total
2015	130	116	117	172	223	131	256	102	105	136	181	85	758			1,754
2016	74	280	110	78	150	-	-	-	-	-	-	-	692	-8.7%	▼	692

			Jan	Feb	Mar	Apr	May	Jun	Jul	Aug	Sep	Oct	Nov	Dec	Thru May	% Change	Trending	Total
Civil	Administrative Law	2015	-	-	-	-	-	-	1	-	-	-	-	-	0			1
	Contested Divorce	2015	1	2	1	4	3	2	3	2	-	4	1	-	11	0.0%	↔	23
		2016	4	3	1	1	1	-	-	-	-	-	-	-	10	-9.1%	▼	10
	Domestic and Family - Level 1	2015	-	1	2	1	-	6	-	-	-	8	-	4	4			22
		2016	-	-	-	-	3	-	-	-	-	-	-	-	3	-25.0%	▼	3
	Domestic and Family - Level 2	2015	-	1	-	-	-	-	-	-	-	2	1	-	1			4
		2016	5	1	-	-	-	-	-	-	-	-	-	-	6	500.0%	▲	6
	General Civil - Level 1	2015	3	-	2	-	1	-	1	-	1	-	-	-	6			8
		2016	-	-	1	-	-	-	-	-	-	-	-	-	1	-83.3%	▼	1
	General Civil - Level 2	2015	3	2	1	5	-	2	1	3	7	1	1	2	11			28
		2016	1	2	-	2	1	-	-	-	-	-	-	-	6	-45.5%	▼	6
	General Civil - Level 3	2015	1	1	1	-	1	-	1	-	-	4	-	2	4			11
		2016	1	2	-	2	2	-	-	-	-	-	-	-	7	75.0%	▲	7
	Probates/Wills and Trusts - Level 2	2015	1	-	-	1	1	2	2	-	1	-	-	-	3			8
		2016	1	2	1	-	1	-	-	-	-	-	-	-	5	66.7%	▲	5
Criminal	Uncontested Divorce	2015	2	7	12	10	5	4	11	4	2	8	1	1	36			67
		2016	1	1	6	3	4	-	-	-	-	-	-	-	15	-58.3%	▼	15
	Misdemeanor	2015	23	12	17	27	22	18	100	29	19	27	40	15	101			349
		2016	9	28	16	9	18	-	-	-	-	-	-	-	80	-20.8%	▼	80
Other	Non-Capital Felonies and Related Matters	2015	55	67	32	83	167	67	96	29	48	52	110	35	404			841
		2016	25	209	49	34	101	-	-	-	-	-	-	-	418	3.5%	▲	418
	Other Criminally Related Matters	2015	8	4	19	11	3	3	5	2	5	2	4	3	45			69
		2016	1	6	5	2	-	-	-	-	-	-	-	-	14	-68.9%	▼	14
Other	Miscellaneous	2015	15	11	15	9	11	16	25	19	13	18	14	16	61			182
		2016	15	10	26	10	13	-	-	-	-	-	-	-	74	21.3%	▲	74
	Other	2015	18	8	15	21	9	11	10	14	9	10	9	7	71			141
			2016	11	16	5	15	6	-	-	-	-	-	-	53	-25.4%	▼	53

Court: Franklin County Circuit

Start/End Date: Jan-15 / May-16

2015 Average Month: 315

Jan-May 2015: 1,586

Filings Trending: Upward ▲

Circuit/Court ID: 22

222067

Type of Case: Filings

2016 Average Month:360

Jan-May 2016 : 1,800

Overall AVG. Month: 328

Monthly Filings Summary

Jan 15-May 16

Totals

	2015	2016
Civil	622	218
Criminal	1,862	916
Other	1,295	666
Total	3,779	1,800

Jan --- May Filings

1,586

1,800

2015

2016

Jan --- May Filings

	2015	2016	% Change	Trending
Civil	243	218	-10.3%	▼
Criminal	855	916	7.1%	▲
Other	488	666	36.5%	▲
Total	1,586	1,800	13.5%	▲

	Jan	Feb	Mar	Apr	May	Jun	Jul	Aug	Sep	Oct	Nov	Dec	Thru May	% Change	Trending	Total
2015	286	219	418	308	355	272	238	326	372	260	337	388	1,586			3,779
2016	353	339	579	300	229	-	-	-	-	-	-	-	1,800	13.5%	▲	1,800

			Jan	Feb	Mar	Apr	May	Jun	Jul	Aug	Sep	Oct	Nov	Dec	Thru May	% Change	Trending	Total
Civil	Administrative Law	2015	-	-	2	-	-	-	-	-	-	-	-	-	2			2
	Contested Divorce	2015	8	9	7	8	5	10	5	5	5	6	6	2	37			76
		2016	4	5	7	4	4	-	-	-	-	-	-	-	24	-35.1%	▼	24
	Domestic and Family - Level 1	2015	12	10	13	8	6	10	5	17	15	8	5	32	49			141
		2016	2	5	4	22	5	-	-	-	-	-	-	-	38	-22.4%	▼	38
	Domestic and Family - Level 2	2015	1	-	2	3	4	1	2	3	-	3	2	-	10			21
		2016	3	5	2	4	-	-	-	-	-	-	-	-	14	40.0%	▲	14
	General Civil - Level 1	2015	-	-	1	-	1	-	1	-	1	-	1	-	2			5
		2016	-	-	1	1	1	-	-	-	-	-	-	-	3	50.0%	▲	3
	General Civil - Level 2	2015	5	9	5	6	11	11	5	12	6	6	8	8	36			92
		2016	4	3	8	11	10	-	-	-	-	-	-	-	36	0.0%	↔	36
	General Civil - Level 3	2015	2	5	3	4	9	8	12	11	14	5	7	15	23			95
		2016	3	3	1	5	6	-	-	-	-	-	-	-	18	-21.7%	▼	18
	Probates/Wills and Trusts	2015	-	-	-	1	1	1	-	-	-	-	-	-	2			3
Criminal	Probates/Wills and Trusts - Level 2	2015	-	-	3	1	-	1	1	1	2	2	1	1	4			13
		2016	3	1	-	2	-	-	-	-	-	-	-	-	6	50.0%	▲	6
	Uncontested Divorce	2015	10	11	23	16	18	11	11	16	20	11	14	13	78			174
		2016	13	17	18	17	14	-	-	-	-	-	-	-	79	1.3%	▲	79
	Capital Murder	2015	-	2	-	-	-	-	-	-	-	-	-	-	2			2
	Misdemeanor	2015	33	30	91	51	74	19	35	45	50	30	41	42	279			541
Other		2016	53	44	97	73	38	-	-	-	-	-	-	-	305	9.3%	▲	305
	Non-Capital Felonies and Related Matters	2015	112	56	153	100	140	133	62	96	119	76	148	66	561			1,261
		2016	80	78	294	71	65	-	-	-	-	-	-	-	588	4.8%	▲	588
	Other Criminally Related Matters	2015	1	3	5	1	3	1	10	7	4	8	5	10	13			58
		2016	5	4	2	7	5	-	-	-	-	-	-	-	23	76.9%	▲	23
	Miscellaneous	2015	102	84	109	107	81	65	89	113	135	104	98	199	483			1,286
		2016	182	174	145	82	81	-	-	-	-	-	-	-	664	37.5%	▲	664
	Other	2015	-	-	1	2	2	1	-	-	1	1	1	-	5			9
		2016	1	-	-	1	-	-	-	-	-	-	-	-	2	-60.0%	▼	2

Court: Pittsylvania Circuit

Start/End Date: Jan-15 / May-16

2015 Average Month: 311

Jan-May 2015: 1,452

Filings Trending: Upward ▲

Circuit/Court ID: 22

222143

Type of Case: Filings

2016 Average Month:430

Jan-May 2016 : 2,149

Overall AVG. Month: 346

Monthly Filings Summary

Jan 15-May 16

Totals

	2015	2016
Civil	510	223
Criminal	1,344	617
Other	1,879	1,309
Total	3,733	2,149

Jan --- May Filings

1,452 2,149

2015 2016

Jan --- May Filings

	2015	2016	% Change	Trending
Civil	197	223	13.2%	▲
Criminal	562	617	9.8%	▲
Other	693	1,309	88.9%	▲
Total	1,452	2,149	48.0%	▲

	Jan	Feb	Mar	Apr	May	Jun	Jul	Aug	Sep	Oct	Nov	Dec	Thru May	% Change	Trending	Total
2015	233	355	317	344	203	263	267	338	390	342	319	362	1,452			3,733
2016	423	561	491	369	305	-	-	-	-	-	-	-	2,149	48.0%	▲	2,149

			Jan	Feb	Mar	Apr	May	Jun	Jul	Aug	Sep	Oct	Nov	Dec	Thru May	% Change	Trending	Total
Civil	Administrative Law	2015	-	-	-	-	1	-	-	1	-	1	-	-	1			3
		2016	-	-	-	-	1	-	-	-	-	-	-	-	1	0.0%	↔	1
	Contested Divorce	2015	3	5	6	7	5	5	7	10	9	6	3	4	26			70
		2016	1	7	10	3	3	-	-	-	-	-	-	-	24	-7.7%	▼	24
	Domestic and Family - Level 1	2015	2	5	17	2	1	6	5	14	29	9	10	1	27			101
		2016	6	35	23	6	18	-	-	-	-	-	-	-	88	225.9%	▲	88
	Domestic and Family - Level 2	2015	1	1	-	2	-	-	4	3	1	9	4	1	4			26
		2016	2	2	1	1	-	-	-	-	-	-	-	-	6	50.0%	▲	6
	General Civil - Level 1	2015	-	2	1	-	-	-	-	-	1	2	-	1	3			7
		2016	-	-	-	-	1	-	-	-	-	-	-	-	1	-66.7%	▼	1
	General Civil - Level 2	2015	4	11	4	7	5	5	5	3	7	4	1	6	31			62
		2016	-	5	7	4	7	-	-	-	-	-	-	-	23	-25.8%	▼	23
	General Civil - Level 3	2015	-	19	7	2	2	8	10	8	8	4	2	3	30			73
		2016	4	2	4	5	2	-	-	-	-	-	-	-	17	-43.3%	▼	17
	Probates/Wills and Trusts	2015	-	-	-	-	-	-	-	-	1	-	-	-	0			1
Criminal	Capital Murder	2015	-	1	4	1	1	2	1	2	-	2	-	2	7	0.0%	↔	16
		2016	-	2	1	1	2	-	-	-	-	-	-	-	6	-14.3%	▼	6
	Uncontested Divorce	2015	10	20	10	13	15	12	16	19	13	6	12	5	68			151
		2016	9	11	18	8	11	-	-	-	-	-	-	-	57	-16.2%	▼	57
	Capital Murder	2015	-	-	-	-	-	-	-	-	-	-	-	1	0			1
		2016	-	-	-	-	1	-	-	-	-	-	-	-	1	0.0%	↔	1
	Misdemeanor	2015	13	42	18	48	16	31	19	33	31	39	27	22	137			339
		2016	30	29	27	28	29	-	-	-	-	-	-	-	143	4.4%	▲	143
	Non-Capital Felonies and Related Matters	2015	53	103	79	124	34	69	58	79	95	79	97	70	393			940
		2016	44	97	118	129	55	-	-	-	-	-	-	-	443	12.7%	▲	443
Other	Other Criminally Related Matters	2015	8	3	6	5	10	1	5	6	2	6	8	4	32			64
		2016	7	7	9	2	5	-	-	-	-	-	-	-	30	-6.3%	▼	30
	Miscellaneous	2015	111	103	137	102	90	93	113	134	167	151	137	218	543			1,556
		2016	270	321	246	157	142	-	-	-	-	-	-	-	1,136	109.2%	▲	1,136
	Other	2015	28	40	28	31	23	31	24	26	26	24	18	24	150			323
		2016	50	43	27	25	28	-	-	-	-	-	-	-	173	15.3%	▲	173

Court: Danville Circuit

Start/End Date: Jan-15 / May-16

2015 Average Month: 331

Jan-May 2015: 1,536

Filings Trending: Upward ▲

Circuit/Court ID: 22

222590


Type of Case: Filings

2016 Average Month:385

Jan-May 2016 : 1,925

Overall AVG. Month: 347

Monthly Filings Summary

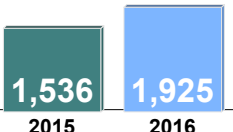


Jan 15-May 16

Totals

	2015	2016
Civil	463	200
Criminal	2,929	1,259
Other	581	466
Total	3,973	1,925

Jan --- May Filings



1,536 1,925

2015 2016

Jan --- May Filings

	2015	2016	% Change	Trending
Civil	181	200	10.5%	▲
Criminal	1,125	1,259	11.9%	▲
Other	230	466	102.6%	▲
Total	1,536	1,925	25.3%	▲

	Jan	Feb	Mar	Apr	May	Jun	Jul	Aug	Sep	Oct	Nov	Dec	Thru May	% Change	Trending	Total
2015	232	264	376	405	259	366	273	507	221	400	340	330	1,536			3,973
2016	413	427	436	369	280	-	-	-	-	-	-	-	1,925	25.3%	▲	1,925

			Jan	Feb	Mar	Apr	May	Jun	Jul	Aug	Sep	Oct	Nov	Dec	Thru May	% Change	Trending	Total
Civil	Administrative Law	2015	-	-	-	-	-	-	-	1	1	-	-	4	0			6
		2016	5	8	2	3	-	-	-	-	-	-	-	-	18	0.0%	↔	18
	Contested Divorce	2015	3	5	3	3	2	-	6	3	5	3	1	1	16			35
		2016	1	4	2	3	1	-	-	-	-	-	-	-	11	-31.3%	▼	11
	Domestic and Family - Level 1	2015	5	5	5	10	8	8	5	20	5	10	9	8	33			98
		2016	13	10	17	3	5	-	-	-	-	-	-	-	48	45.5%	▲	48
	Domestic and Family - Level 2	2015	3	1	4	3	9	6	3	8	5	5	7	4	20			58
		2016	5	4	3	4	-	-	-	-	-	-	-	-	16	-20.0%	▼	16
	General Civil - Level 1	2015	-	-	-	1	1	-	-	-	-	-	1	1	2			4
		2016	1	-	1	2	2	-	-	-	-	-	-	-	6	200.0%	▲	6
	General Civil - Level 2	2015	3	5	3	5	3	8	6	6	3	11	5	10	19			68
		2016	5	2	4	8	6	-	-	-	-	-	-	-	25	31.6%	▲	25
	General Civil - Level 3	2015	10	7	2	1	6	5	8	10	7	7	5	5	26			73
		2016	2	5	13	4	8	-	-	-	-	-	-	-	32	23.1%	▲	32
	Probates/Wills and Trusts - Level 1	2015	-	-	-	-	1	-	-	-	-	-	-	-	1			1
		2016	-	-	-	2	-	-	-	-	-	-	-	-	2	100.0%	▲	2
	Probates/Wills and Trusts - Level 2	2015	2	-	3	1	3	-	2	-	1	1	-	2	9			15
		2016	-	-	-	1	-	-	-	-	-	-	-	-	1	-88.9%	▼	1
	Protective Orders	2015	1	-	-	-	-	1	2	-	1	1	-	-	1			6
		2016	2	1	-	-	-	-	-	-	-	-	-	-	3	200.0%	▲	3
Criminal	Uncontested Divorce	2015	7	10	15	14	8	10	10	8	5	6	6	-	54			99
		2016	3	6	11	8	10	-	-	-	-	-	-	-	38	-29.6%	▼	38
	Capital Murder	2015	-	-	-	1	-	-	-	-	-	-	-	-	1			1
		2016	-	-	-	-	-	-	-	-	-	-	-	-	-			-
	Misdemeanor	2015	41	85	58	140	34	160	54	115	36	109	110	126	358			1,068
		2016	50	126	52	101	45	-	-	-	-	-	-	-	374	4.5%	▲	374
	Non-Capital Felonies and Related Matters	2015	111	92	217	172	148	121	121	278	91	181	146	106	740			1,784
		2016	249	160	164	158	118	-	-	-	-	-	-	-	849	14.7%	▲	849
	Other Criminally Related Matters	2015	6	2	8	10	1	7	7	16	4	4	8	4	27			77
		2016	4	9	6	6	10	-	-	-	-	-	-	-	35	29.6%	▲	35
Other	Miscellaneous	2015	40	52	58	45	35	40	49	41	57	62	42	56	230			577
		2016	73	92	161	65	74	-	-	-	-	-	-	-	465	102.2%	▲	465
	Other	2015	-	-	-	-	-	-	-	1	-	-	-	3	0			4
		2016	-	-	-	-	1	-	-	-	-	-	-	-	1	0.0%	↔	1

Court: Roanoke County Circuit

Start/End Date: Jan-15 / May-16

2015 Average Month: 383

Jan-May 2015: 1,740

Filings Trending: Upward ▲

Circuit/Court ID: 23

223161


Type of Case: Filings

2016 Average Month:432

Jan-May 2016 : 2,158

Overall AVG. Month: 398

Monthly Filings Summary

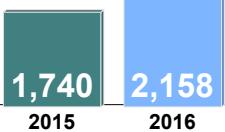


Jan 15-May 16

Totals

	2015	2016
Civil	828	316
Criminal	1,793	829
Other	1,980	1,013
Total	4,601	2,158

Jan --- May Filings



1,740 2,158

2015 2016

Jan --- May Filings

	2015	2016	% Change	Trending
Civil	386	316	-18.1%	▼
Criminal	636	829	30.3%	▲
Other	718	1,013	41.1%	▲
Total	1,740	2,158	24.0%	▲

	Jan	Feb	Mar	Apr	May	Jun	Jul	Aug	Sep	Oct	Nov	Dec	Thru May	% Change	Trending	Total
2015	365	321	327	385	342	378	400	429	364	387	374	529	1,740			4,601
2016	421	528	461	362	386	-	-	-	-	-	-	-	2,158	24.0%	▲	2,158

			Jan	Feb	Mar	Apr	May	Jun	Jul	Aug	Sep	Oct	Nov	Dec	Thru May	% Change	Trending	Total
Civil	Administrative Law	2015	-	1	1	-	-	1	1	1	2	-	-	-	2			7
		2016	2	-	-	2	-	-	-	-	-	-	-	-	4	100.0%	▲	4
	Contested Divorce	2015	12	10	14	8	12	7	9	13	12	8	10	7	56			122
		2016	8	7	10	15	12	-	-	-	-	-	-	-	52	-7.1%	▼	52
	Domestic and Family - Level 1	2015	9	3	26	15	13	5	5	6	21	12	3	5	66			123
		2016	8	15	8	3	9	-	-	-	-	-	-	-	43	-34.8%	▼	43
	Domestic and Family - Level 2	2015	3	3	7	7	5	8	2	2	1	4	4	2	25			48
		2016	-	2	5	1	4	-	-	-	-	-	-	-	12	-52.0%	▼	12
	General Civil - Level 1	2015	-	1	-	-	-	1	1	3	1	2	-	-	1			9
		2016	-	-	-	1	1	-	-	-	-	-	-	-	2	100.0%	▲	2
	General Civil - Level 2	2015	12	10	16	11	16	11	10	12	12	6	7	11	65			134
		2016	10	6	9	11	14	-	-	-	-	-	-	-	50	-23.1%	▼	50
	General Civil - Level 3	2015	15	7	4	3	6	6	9	6	7	7	6	4	35			80
		2016	2	18	4	3	3	-	-	-	-	-	-	-	30	-14.3%	▼	30
	Probates/Wills and Trusts - Level 1	2015	2	-	-	1	1	-	-	-	-	-	-	1	4			5
		2016	1	1	-	-	-	-	-	-	-	-	-	-	2	-50.0%	▼	2
	Probates/Wills and Trusts - Level 2	2015	9	6	7	2	13	1	3	4	4	3	2	8	37			62
		2016	4	1	3	7	1	-	-	-	-	-	-	-	16	-56.8%	▼	16
Criminal	Protective Orders	2015	-	-	-	-	-	-	1	-	-	-	-	-	0			1
		2016	-	-	-	-	-	-	-	-	-	-	-	-	-			-
	Uncontested Divorce	2015	17	17	24	19	18	30	22	15	18	18	22	17	95	0.0%	↔	237
		2016	12	28	28	21	16	-	-	-	-	-	-	-	105	10.5%	▲	105
	Misdemeanor	2015	9	17	19	43	35	45	29	49	30	21	51	39	123			387
		2016	21	54	46	34	48	-	-	-	-	-	-	-	203	65.0%	▲	203
	Non-Capital Felonies and Related Matters	2015	86	104	65	131	86	140	119	160	83	126	92	90	472			1,282
		2016	83	148	117	93	136	-	-	-	-	-	-	-	577	22.2%	▲	577
	Other Criminally Related Matters	2015	4	4	9	9	15	18	17	13	10	8	13	4	41			124
		2016	7	12	9	13	8	-	-	-	-	-	-	-	49	19.5%	▲	49
	Miscellaneous	2015	186	137	135	136	122	103	170	145	163	171	163	340	716			1,971
		2016	263	233	222	157	131	-	-	-	-	-	-	-	1,006	40.5%	▲	1,006
	Other	2015	1	1	-	-	-	2	2	-	-	1	1	1	2			9
		2016	-	3	-	1	3	-	-	-	-	-	-	-	7	250.0%	▲	7

Court: Roanoke Circuit

Start/End Date: Jan-15 / May-16

2015 Average Month: 424

Jan-May 2015: 2,067

Filings Trending: Upward ▲

Circuit/Court ID: 23

223770


Type of Case: Filings

2016 Average Month:443

Jan-May 2016 : 2,216

Overall AVG. Month: 430

Monthly Filings Summary

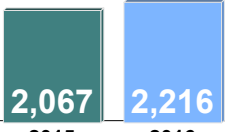


Jan 15-May 16

Totals

	2015	2016
Civil	1,146	491
Criminal	2,396	1,002
Other	1,547	723
Total	5,089	2,216

Jan --- May Filings



20152,06720162,216

Jan --- May Filings

	2015	2016	% Change	Trending
Civil	460	491	6.7%	▲
Criminal	974	1,002	2.9%	▲
Other	633	723	14.2%	▲
Total	2,067	2,216	7.2%	▲

	Jan	Feb	Mar	Apr	May	Jun	Jul	Aug	Sep	Oct	Nov	Dec	Thru May	% Change	Trending	Total
2015	418	402	452	411	384	434	466	395	482	448	322	475	2,067			5,089
2016	428	469	548	376	395	-	-	-	-	-	-	-	2,216	7.2%	▲	2,216

			Jan	Feb	Mar	Apr	May	Jun	Jul	Aug	Sep	Oct	Nov	Dec	Thru May	% Change	Trending	Total
Civil	Administrative Law	2015	-	-	1	1	1	-	2	-	-	1	-	3	3			9
		2016	2	-	1	1	-	-	-	-	-	-	-	-	4	33.3%	▲	4
	Contested Divorce	2015	8	7	15	12	8	10	17	4	11	16	10	7	50			125
		2016	13	11	10	18	13	-	-	-	-	-	-	-	65	30.0%	▲	65
	Domestic and Family - Level 1	2015	2	11	10	26	11	18	11	5	45	24	6	25	60			194
		2016	6	8	8	19	15	-	-	-	-	-	-	-	56	-6.7%	▼	56
	Domestic and Family - Level 2	2015	6	2	4	2	4	3	1	2	2	2	2	2	18			32
		2016	2	3	5	2	1	-	-	-	-	-	-	-	13	-27.8%	▼	13
	General Civil - Level 1	2015	5	6	5	5	6	3	2	1	3	8	2	3	27			49
		2016	12	6	10	1	6	-	-	-	-	-	-	-	35	29.6%	▲	35
	General Civil - Level 2	2015	29	12	21	13	24	26	26	19	17	26	19	25	99			257
		2016	22	19	31	13	26	-	-	-	-	-	-	-	111	12.1%	▲	111
	General Civil - Level 3	2015	6	7	5	8	14	4	12	11	10	7	17	11	40			112
		2016	7	9	11	7	8	-	-	-	-	-	-	-	42	5.0%	▲	42
	Probates/Wills and Trusts - Level 1	2015	-	1	-	1	-	1	1	-	1	-	-	-	2			5
		2016	-	-	-	1	-	-	-	-	-	-	-	-	1	-50.0%	▼	1
	Probates/Wills and Trusts - Level 2	2015	1	7	1	3	4	4	3	2	3	2	1	1	16			32
		2016	2	8	2	4	5	-	-	-	-	-	-	-	21	31.3%	▲	21
Criminal	Uncontested Divorce	2015	27	21	42	27	28	35	35	36	29	21	15	15	145			331
		2016	27	25	24	34	33	-	-	-	-	-	-	-	143	-1.4%	▼	143
	Misdemeanor	2015	30	27	21	26	22	45	29	21	26	32	25	25	126			329
		2016	22	28	26	18	22	-	-	-	-	-	-	-	116	-7.9%	▼	116
	Non-Capital Felonies and Related Matters	2015	150	162	191	147	125	173	161	163	165	165	109	164	775			1,875
		2016	135	183	225	117	151	-	-	-	-	-	-	-	811	4.6%	▲	811
	Other Criminally Related Matters	2015	19	9	11	18	16	23	18	15	24	10	13	16	73			192
		2016	17	15	8	26	9	-	-	-	-	-	-	-	75	2.7%	▲	75
Other	Miscellaneous	2015	130	128	122	122	116	84	119	113	145	132	99	177	618			1,487
		2016	161	152	185	114	104	-	-	-	-	-	-	-	716	15.9%	▲	716
	Other	2015	5	2	3	-	5	5	29	3	1	2	4	1	15			60
		2016	-	2	2	1	2	-	-	-	-	-	-	-	7	-53.3%	▼	7

Court: Salem Circuit

Start/End Date: Jan-15 / May-16

2015 Average Month: 117

Jan-May 2015: 549

Filings Trending: Upward ▲

Circuit/Court ID: 23

223775


Type of Case: Filings

2016 Average Month:153

Jan-May 2016 : 763

Overall AVG. Month: 127

Monthly Filings Summary




Jan 15-May 16

Totals

	2015	2016
Civil	232	106
Criminal	683	417
Other	484	240
Total	1,399	763

Jan --- May Filings



20152016

Jan --- May Filings

	2015	2016	% Change	Trending
Civil	93	106	14.0%	▲
Criminal	260	417	60.4%	▲
Other	196	240	22.4%	▲
Total	549	763	39.0%	▲


	Jan	Feb	Mar	Apr	May	Jun	Jul	Aug	Sep	Oct	Nov	Dec	Thru May	% Change	Trending	Total
2015	76	122	118	118	115	136	115	138	115	111	115	120	549			1,399
2016	157	143	164	146	153	-	-	-	-	-	-	-	763	39.0%	▲	763

			Jan	Feb	Mar	Apr	May	Jun	Jul	Aug	Sep	Oct	Nov	Dec	Thru May	% Change	Trending	Total
Civil	Contested Divorce	2015	4	6	2	5	1	10	4	10	5	1	2	4	18			54
		2016	6	3	6	9	5	-	-	-	-	-	-	-	29	61.1%	▲	29
	Domestic and Family - Lev	2015	-	-	-	-	1	-	-	-	-	-	-	-	1			1
		2015	-	1	4	2	1	-	-	-	-	-	2	-	8			10
	Domestic and Family - Level 2	2016	-	-	2	2	3	-	-	-	-	-	-	-	7	-12.5%	▼	7
		2015	1	-	1	1	1	-	2	-	-	-	-	1	4			7
	General Civil - Level 1	2016	-	1	-	-	-	-	-	-	-	-	-	-	1	-75.0%	▼	1
		2015	3	6	2	8	1	8	5	6	11	7	4	6	20			67
	General Civil - Level 2	2016	1	4	6	5	4	-	-	-	-	-	-	-	20	0.0%	↔	20
		2015	2	1	2	3	2	1	1	-	3	-	2	1	10			18
Criminal	General Civil - Level 3	2016	2	1	6	2	-	-	-	-	-	-	-	-	11	10.0%	▲	11
		2015	-	1	2	1	2	1	1	-	1	-	-	1	6			10
	Probates/Wills and Trusts - Level 2	2016	2	2	3	1	1	-	-	-	-	-	-	-	9	50.0%	▲	9
		2015	2	8	6	6	4	6	10	6	7	3	4	3	26			65
	Uncontested Divorce	2016	6	7	7	4	5	-	-	-	-	-	-	-	29	11.5%	▲	29
		2015	1	6	10	9	14	9	2	7	3	9	6	4	40			80
	Misdemeanor	2016	9	8	5	5	34	-	-	-	-	-	-	-	61	52.5%	▲	61
		2015	19	49	41	40	63	78	68	62	39	44	41	31	212			575
	Non-Capital Felonies and Related Matters	2016	69	62	73	66	71	-	-	-	-	-	-	-	341	60.8%	▲	341
		2015	3	2	-	1	2	2	2	7	1	2	5	1	8			28
Oth	Other Criminally Related Matters	2016	4	3	3	1	4	-	-	-	-	-	-	-	15	87.5%	▲	15
		2015	41	42	48	42	23	21	20	40	45	45	49	68	196			484
	Miscellaneous	2016	58	52	53	51	26	-	-	-	-	-	-	-	240	22.4%	▲	240

Court: Amherst Circuit  
Start/End Date: Jan-15 / May-16  
2015 Average Month: 172  
Jan-May 2015: 776  
Filings Trending: Steady ↔

Circuit/Court ID: 24  
224009  
Type of Case: Filings  
2016 Average Month: 157  
Jan-May 2016 : 785  
Overall AVG. Month: 167

Monthly Filings Summary



Jan 15-May 16

Totals

	2015	2016
Civil	217	96
Criminal	900	218
Other	943	471
Total	2,060	785

Jan --- May Filings

776

785

2015

2016

Jan --- May Filings

	2015	2016	% Change	Trending
Civil	105	96	-8.6%	▼
Criminal	292	218	-25.3%	▼
Other	379	471	24.3%	▲
Total	776	785	1.2%	▲

	Jan	Feb	Mar	Apr	May	Jun	Jul	Aug	Sep	Oct	Nov	Dec	Thru May	% Change	Trending	Total
2015	133	164	141	227	111	188	154	174	109	298	103	258	776			2,060
2016	140	203	156	183	103	-	-	-	-	-	-	-	785	1.2%	▲	785

			Jan	Feb	Mar	Apr	May	Jun	Jul	Aug	Sep	Oct	Nov	Dec	Thru May	% Change	Trending	Total
Civil	Administrative Law	2015	-	-	-	-	1	-	-	-	1	-	-	-	1			2
	Contested Divorce	2015	3	-	2	1	-	2	4	2	-	3	-	3	6			20
		2016	2	-	1	3	2	-	-	-	-	-	-	-	8	33.3%	▲	8
	Domestic and Family - Level 1	2015	-	-	-	-	-	-	-	-	3	5	6	-	0			14
		2016	5	9	5	9	6	-	-	-	-	-	-	-	34	0.0%	↔	34
	Domestic and Family - Level 2	2015	1	1	-	2	3	-	-	-	-	-	-	-	7			7
		2016	-	-	3	1	1	-	-	-	-	-	-	-	5	-28.6%	▼	5
	General Civil - Level 1	2015	1	-	-	-	1	-	-	1	-	-	-	1	2			4
	General Civil - Level 2	2015	2	4	8	6	6	4	6	5	5	5	5	2	26			58
		2016	-	3	2	6	1	-	-	-	-	-	-	-	12	-53.8%	▼	12
	General Civil - Level 3	2015	7	2	2	3	1	-	-	1	2	2	1	-	15			21
		2016	6	1	1	8	1	-	-	-	-	-	-	-	17	13.3%	▲	17
	Probates/Wills and Trusts	2015	-	1	-	1	-	-	1	-	-	-	-	-	2			3
	Probates/Wills and Trusts - Level 2	2015	5	1	2	-	1	-	1	-	-	-	-	-	9			10
		2016	-	1	-	-	-	-	-	-	-	-	-	-	1	-88.9%	▼	1
Criminal	Uncontested Divorce	2015	4	7	7	8	11	7	6	6	5	6	3	8	37			78
		2016	2	5	7	3	2	-	-	-	-	-	-	-	19	-48.6%	▼	19
	Misdemeanor	2015	8	12	6	32	6	29	15	24	5	23	4	28	64			192
		2016	4	15	9	29	5	-	-	-	-	-	-	-	62	-3.1%	▼	62
Other	Non-Capital Felonies and Related Matters	2015	30	62	14	93	18	71	23	59	31	186	18	73	217			678
		2016	1	46	19	51	14	-	-	-	-	-	-	-	131	-39.6%	▼	131
	Other Criminally Related Matters	2015	1	3	1	4	2	4	4	2	2	2	2	3	11			30
		2016	2	3	6	4	10	-	-	-	-	-	-	-	25	127.3%	▲	25
Other	Miscellaneous	2015	55	52	78	59	40	47	66	54	46	55	47	121	284			720
		2016	89	106	86	49	52	-	-	-	-	-	-	-	382	34.5%	▲	382
	Other	2015	16	19	21	18	21	24	28	20	9	11	17	19	95			223
		2016	29	14	17	20	9	-	-	-	-	-	-	-	89	-6.3%	▼	89

Court: Bedford Circuit

Start/End Date: Jan-15 / May-16

2015 Average Month: 315

Jan-May 2015: 1,367

Filings Trending: Upward ▲

Circuit/Court ID: 24

224019


Type of Case: Filings

2016 Average Month:401

Jan-May 2016 : 2,006

Overall AVG. Month: 340

Monthly Filings Summary

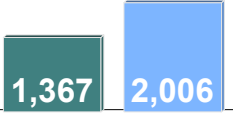


Jan 15-May 16

Totals

	2015	2016
Civil	639	309
Criminal	838	440
Other	2,303	1,257
Total	3,780	2,006

Jan --- May Filings



1,367 2,006

2015 2016

Jan --- May Filings

	2015	2016	% Change	Trending
Civil	287	309	7.7%	▲
Criminal	322	440	36.6%	▲
Other	758	1,257	65.8%	▲
Total	1,367	2,006	46.7%	▲

	Jan	Feb	Mar	Apr	May	Jun	Jul	Aug	Sep	Oct	Nov	Dec	Thru May	% Change	Trending	Total
2015	252	278	298	274	265	286	283	302	363	330	277	572	1,367			3,780
2016	461	501	412	344	288	-	-	-	-	-	-	-	2,006	46.7%	▲	2,006

			Jan	Feb	Mar	Apr	May	Jun	Jul	Aug	Sep	Oct	Nov	Dec	Thru May	% Change	Trending	Total
Civil	Administrative Law	2016	-	-	1	-	-	-	-	-	-	-	-	-	1			1
	Contested Divorce	2015	7	11	13	6	11	9	5	4	8	5	8	6	48			93
		2016	7	3	8	8	8	-	-	-	-	-	-	-	34	-29.2%	▼	34
	Domestic and Family - Level 1	2015	8	6	11	6	3	9	13	10	9	4	3	11	34			93
		2016	2	20	12	14	6	-	-	-	-	-	-	-	54	58.8%	▲	54
	Domestic and Family - Level 2	2015	1	4	4	3	6	5	5	6	3	8	6	2	18			53
		2016	2	6	5	1	3	-	-	-	-	-	-	-	17	-5.6%	▼	17
	General Civil - Level 1	2015	-	-	1	-	-	1	-	-	-	1	1	-	1			4
	General Civil - Level 2	2015	10	8	14	6	11	16	6	14	9	7	4	9	49			114
		2016	7	12	13	12	3	-	-	-	-	-	-	-	47	-4.1%	▼	47
	General Civil - Level 3	2015	7	9	4	-	5	2	3	10	6	4	3	2	25			55
		2016	6	4	8	6	6	-	-	-	-	-	-	-	30	20.0%	▲	30
	Probates/Wills and Trusts - Level 1	2015	-	-	-	1	1	-	-	1	-	2	1	-	2			6
		2016	-	-	-	12	-	-	-	-	-	-	-	-	12	500.0%	▲	12
Criminal	Probates/Wills and Trusts - Level 2	2015	7	4	3	2	1	6	4	5	3	1	4	1	17			41
		2016	3	4	3	6	4	-	-	-	-	-	-	-	20	17.6%	▲	20
	Uncontested Divorce	2015	12	19	25	23	14	16	16	12	13	11	10	9	93			180
		2016	15	17	16	29	17	-	-	-	-	-	-	-	94	1.1%	▲	94
Criminal	Misdemeanor	2015	9	15	11	8	16	10	16	5	10	29	14	12	59			155
		2016	19	32	21	16	16	-	-	-	-	-	-	-	104	76.3%	▲	104
	Non-Capital Felonies and Related Matters	2015	31	48	54	47	35	48	53	41	86	43	30	35	215			551
		2016	39	96	65	53	47	-	-	-	-	-	-	-	300	39.5%	▲	300
Other	Other Criminally Related Matters	2015	17	7	6	10	8	12	10	10	14	10	23	5	48			132
		2016	11	5	3	3	14	-	-	-	-	-	-	-	36	-25.0%	▼	36
	Miscellaneous	2015	143	145	152	161	153	152	151	184	202	203	169	478	754			2,293
		2016	350	301	256	183	164	-	-	-	-	-	-	-	1,254	66.3%	▲	1,254
Other	Other	2015	-	2	-	1	1	-	1	-	-	2	1	2	4			10
		2016	-	1	1	1	-	-	-	-	-	-	-	-	3	-25.0%	▼	3

Court: Campbell Circuit

Start/End Date: Jan-15 / May-16

2015 Average Month: 260

Jan-May 2015: 1,164

Filings Trending: Upward ▲

Circuit/Court ID: 24

224031


Type of Case: Filings

2016 Average Month:289

Jan-May 2016 : 1,444

Overall AVG. Month: 269

Monthly Filings Summary

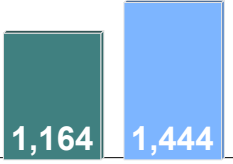


Jan 15-May 16

Totals

	2015	2016
Civil	493	212
Criminal	1,148	410
Other	1,484	822
Total	3,125	1,444

Jan --- May Filings



1,164 2015 1,444 2016

Jan --- May Filings

	2015	2016	% Change	Trending
Civil	218	212	-2.8%	▼
Criminal	445	410	-7.9%	▼
Other	501	822	64.1%	▲
Total	1,164	1,444	24.1%	▲

	Jan	Feb	Mar	Apr	May	Jun	Jul	Aug	Sep	Oct	Nov	Dec	Thru May	% Change	Trending	Total
2015	240	241	250	196	237	217	265	229	281	203	284	482	1,164			3,125
2016	311	276	355	218	284	-	-	-	-	-	-	-	1,444	24.1%	▲	1,444

			Jan	Feb	Mar	Apr	May	Jun	Jul	Aug	Sep	Oct	Nov	Dec	Thru May	% Change	Trending	Total
Civil	Contested Divorce	2015	3	9	5	5	6	7	4	3	8	3	6	6	28			65
		2016	5	5	8	7	1	-	-	-	-	-	-	-	26	-7.1%	▼	26
	Domestic and Family - Level 1	2015	4	8	1	6	3	7	5	8	1	6	1	12	22			62
		2016	4	2	14	8	3	-	-	-	-	-	-	-	31	40.9%	▲	31
	Domestic and Family - Level 2	2015	1	4	3	5	1	5	4	1	1	1	7	-	14			33
		2016	1	-	3	1	3	-	-	-	-	-	-	-	8	-42.9%	▼	8
	General Civil - Level 1	2015	-	-	-	1	1	-	-	-	2	1	1	-	2			6
		2016	-	-	2	-	1	-	-	-	-	-	-	-	3	50.0%	▲	3
	General Civil - Level 2	2015	14	9	6	13	13	9	10	11	14	3	7	11	55			120
		2016	6	9	3	12	7	-	-	-	-	-	-	-	37	-32.7%	▼	37
	General Civil - Level 3	2015	3	3	16	6	4	3	4	3	11	3	6	6	32			68
		2016	12	1	1	15	1	-	-	-	-	-	-	-	30	-6.3%	▼	30
	Probates/Wills and Trusts - Level 1	2015	-	-	1	-	-	-	-	-	-	-	1	-	1			2
		2016	1	-	3	-	-	-	-	-	-	-	-	-	4	300.0%	▲	4
	Probates/Wills and Trusts - Level 2	2015	-	-	1	-	1	1	3	1	-	1	-	-	2			8
		2016	2	3	5	-	2	-	-	-	-	-	-	-	12	500.0%	▲	12
	Protective Orders	2015	-	-	-	-	-	1	-	-	-	-	-	-	0			1
		2016	1	-	-	-	-	-	-	-	-	-	-	-	1	0.0%	↔	1
	Uncontested Divorce	2015	8	15	18	13	8	10	9	4	14	9	10	10	62			128
		2016	10	12	14	11	13	-	-	-	-	-	-	-	60	-3.2%	▼	60
Criminal	Misdemeanor	2015	20	23	30	15	23	24	33	27	28	28	35	35	111			321
		2016	22	26	41	12	32	-	-	-	-	-	-	-	133	19.8%	▲	133
	Non-Capital Felonies and Related Matters	2015	77	65	48	46	81	57	95	47	69	33	83	70	317			771
		2016	49	25	63	20	108	-	-	-	-	-	-	-	265	-16.4%	▼	265
	Other Criminally Related Matters	2015	5	2	4	3	3	12	5	6	9	3	1	3	17			56
		2016	1	1	6	2	2	-	-	-	-	-	-	-	12	-29.4%	▼	12
Other	Miscellaneous	2015	104	103	115	82	92	81	90	112	124	112	125	327	496			1,467
		2016	193	190	184	129	110	-	-	-	-	-	-	-	806	62.5%	▲	806
	Other	2015	1	-	2	1	1	-	3	6	-	-	1	2	5			17
		2016	4	2	8	1	1	-	-	-	-	-	-	-	16	220.0%	▲	16

Court: Nelson Circuit

Start/End Date: Jan-15 / May-16

2015 Average Month: 89

Jan-May 2015: 446

Filings Trending: Downward ▼

Circuit/Court ID: 24

224125

Type of Case: Filings

2016 Average Month:83

Jan-May 2016 : 416

Overall AVG. Month: 87

Monthly Filings Summary

Jan 15-May 16

Totals

	2015	2016
Civil	323	69
Criminal	397	171
Other	349	176
Total	1,069	416

Jan --- May Filings

446

416

2015

2016

Jan --- May Filings

	2015	2016	% Change	Trending
Civil	143	69	-51.7%	▼
Criminal	180	171	-5.0%	▼
Other	123	176	43.1%	▲
Total	446	416	-6.7%	▼

	Jan	Feb	Mar	Apr	May	Jun	Jul	Aug	Sep	Oct	Nov	Dec	Thru May	% Change	Trending	Total
2015	137	70	56	71	112	112	97	103	93	65	73	80	446			1,069
2016	79	90	87	68	92	-	-	-	-	-	-	-	416	-6.7%	▼	416

			Jan	Feb	Mar	Apr	May	Jun	Jul	Aug	Sep	Oct	Nov	Dec	Thru May	% Change	Trending	Total
Civil	Administrative Law	2015	-	-	-	-	-	-	1	-	-	-	-	-	0			1
	Contested Divorce	2015	-	2	3	10	4	6	4	2	8	2	6	1	19	0.0%	↔	48
		2016	-	-	5	-	2	-	-	-	-	-	-	-	7	-63.2%	▼	7
	Domestic and Family - Level 1	2015	-	2	-	1	3	1	1	1	-	3	3	1	6			16
		2016	-	-	-	-	1	-	-	-	-	-	-	-	1	-83.3%	▼	1
	Domestic and Family - Level 2	2015	-	-	-	1	1	-	-	-	1	-	-	5	2			8
		2016	-	-	2	-	1	-	-	-	-	-	-	-	3	50.0%	▲	3
	General Civil - Level 1	2015	-	-	2	-	-	-	-	-	-	-	-	-	2			2
		2016	-	-	1	-	-	-	-	-	-	-	-	-	1	-50.0%	▼	1
	General Civil - Level 2	2015	50	3	6	2	3	28	10	29	2	2	3	-	64			138
		2016	1	13	4	2	3	-	-	-	-	-	-	-	23	-64.1%	▼	23
	General Civil - Level 3	2015	16	10	-	1	-	3	-	1	2	2	4	-	27			39
		2016	1	3	-	1	1	-	-	-	-	-	-	-	6	-77.8%	▼	6
	Probates/Wills and Trusts - Level 1	2015	-	-	-	-	-	-	-	-	-	-	1	1	0			2
		2016	-	-	-	2	-	-	-	-	-	-	-	-	2	0.0%	↔	2
Criminal	Probates/Wills and Trusts Uncontested Divorce	2015	-	-	-	-	1	1	-	-	-	-	1	-	1			3
		2016	2	3	6	6	5	11	7	7	12	-	5	2	22			66
	Misdemeanor	2015	2	1	5	1	15	17	26	14	6	5	6	3	24			101
		2016	13	8	14	10	9	-	-	-	-	-	-	-	54	125.0%	▲	54
	Non-Capital Felonies and Related Matters	2015	19	21	6	13	53	10	22	17	14	12	7	9	112			203
		2016	15	23	19	19	27	-	-	-	-	-	-	-	103	-8.0%	▼	103
Other	Other Criminally Related Matters	2015	24	-	-	9	11	8	3	4	27	2	4	1	44			93
		2016	1	1	8	1	3	-	-	-	-	-	-	-	14	-68.2%	▼	14
	Miscellaneous	2015	23	27	28	27	15	27	22	27	21	36	33	55	120			341
		2016	45	38	29	27	36	-	-	-	-	-	-	-	175	45.8%	▲	175
	Other	2015	1	1	-	-	1	-	1	1	-	1	-	2	3			8
		2016	-	-	-	-	1	-	-	-	-	-	-	-	1	-66.7%	▼	1

Court: Lynchburg Circuit

Start/End Date: Jan-15 / May-16

2015 Average Month: 356

Jan-May 2015: 1,659

Filings Trending: Upward ▲

Circuit/Court ID: 24

224680


Type of Case: Filings

2016 Average Month:423

Jan-May 2016 : 2,115

Overall AVG. Month: 376

Monthly Filings Summary




Jan 15-May 16

Totals

	2015	2016
Civil	954	458
Criminal	2,136	1,074
Other	1,187	583
Total	4,277	2,115

Jan --- May Filings



20152016

Jan --- May Filings

	2015	2016	% Change	Trending
Civil	436	458	5.0%	▲
Criminal	783	1,074	37.2%	▲
Other	440	583	32.5%	▲
Total	1,659	2,115	27.5%	▲

	Jan	Feb	Mar	Apr	May	Jun	Jul	Aug	Sep	Oct	Nov	Dec	Thru May	% Change	Trending	Total
2015	368	334	327	335	295	304	403	309	421	397	282	502	1,659			4,277
2016	412	510	442	383	368	-	-	-	-	-	-	-	2,115	27.5%	▲	2,115

			Jan	Feb	Mar	Apr	May	Jun	Jul	Aug	Sep	Oct	Nov	Dec	Thru May	% Change	Trending	Total
Civil	Administrative Law	2015	-	-	-	-	1	-	-	-	-	-	-	-	1			1
		2016	1	-	1	-	-	-	-	-	-	-	-	-	2	100.0%	▲	2
	Contested Divorce	2015	8	11	12	10	10	12	10	14	3	7	7	11	51			115
		2016	5	11	7	15	7	-	-	-	-	-	-	-	45	-11.8%	▼	45
	Domestic and Family - Level 1	2015	6	15	17	42	32	11	6	15	50	22	11	22	112			249
		2016	38	33	10	15	43	-	-	-	-	-	-	-	139	24.1%	▲	139
	Domestic and Family - Level 2	2015	2	1	4	4	3	1	1	1	2	4	1	2	14			26
		2016	4	15	2	4	2	-	-	-	-	-	-	-	27	92.9%	▲	27
	General Civil - Level 1	2015	4	2	3	2	-	3	4	3	8	-	1	4	11			34
		2016	1	1	2	3	1	-	-	-	-	-	-	-	8	-27.3%	▼	8
	General Civil - Level 2	2015	11	14	11	15	15	11	10	12	21	9	11	4	66			144
		2016	14	15	13	13	5	-	-	-	-	-	-	-	60	-9.1%	▼	60
	General Civil - Level 3	2015	8	8	6	7	7	7	4	5	11	8	3	4	36			78
		2016	3	6	7	5	8	-	-	-	-	-	-	-	29	-19.4%	▼	29
	Probates/Wills and Trusts - Level 1	2015	1	-	-	-	-	-	-	-	-	-	-	-	1			1
		2016	-	-	1	-	-	-	-	-	-	-	-	-	1	0.0%	↔	1
	Probates/Wills and Trusts - Level 2	2015	3	3	-	2	4	1	1	2	3	2	2	2	12			25
		2016	1	2	5	1	1	-	-	-	-	-	-	-	10	-16.7%	▼	10
	Protective Orders	2015	-	-	-	-	-	1	-	-	-	-	-	-	0			1
		2016	-	4	-	-	-	-	-	-	-	-	-	-	4	0.0%	↔	4
	Uncontested Divorce	2015	25	25	24	27	31	27	22	24	15	18	24	18	132			280
		2016	15	33	28	33	24	-	-	-	-	-	-	-	133	0.8%	▲	133
Criminal	Misdemeanor	2015	64	31	28	21	33	33	57	36	50	61	40	26	177			480
		2016	40	65	61	51	50	-	-	-	-	-	-	-	267	50.8%	▲	267
	Non-Capital Felonies and Related Matters	2015	132	125	110	113	83	98	189	112	130	175	87	180	563			1,534
		2016	144	177	163	138	142	-	-	-	-	-	-	-	764	35.7%	▲	764
Other	Other Criminally Related Matters	2015	3	15	7	9	9	15	8	12	17	12	6	9	43			122
		2016	2	5	13	12	11	-	-	-	-	-	-	-	43	0.0%	↔	43
	Miscellaneous	2015	98	81	98	81	65	80	89	69	108	75	84	218	423			1,146
		2016	143	143	127	87	72	-	-	-	-	-	-	-	572	35.2%	▲	572
	Other	2015	3	3	7	2	2	4	2	4	3	4	5	2	17			41
		2016	1	-	2	6	2	-	-	-	-	-	-	-	11	-35.3%	▼	11

Court: Alleghany Circuit

Start/End Date: Jan-15 / May-16

2015 Average Month: 155

Jan-May 2015: 847

Filings Trending: Upward ▲

Circuit/Court ID: 25

225005

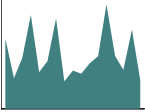
Type of Case: Filings

2016 Average Month:183

Jan-May 2016 : 914

Overall AVG. Month: 163

Monthly Filings Summary




Jan 15-May 16

Totals

	2015	2016
Civil	199	72
Criminal	1,052	555
Other	607	287
Total	1,858	914

Jan --- May Filings



847 2015 914 2016

Jan --- May Filings

	2015	2016	% Change	Trending
Civil	82	72	-12.2%	▼
Criminal	557	555	-	↔
Other	208	287	38.0%	▲
Total	847	914	7.9%	▲

	Jan	Feb	Mar	Apr	May	Jun	Jul	Aug	Sep	Oct	Nov	Dec	Thru May	% Change	Trending	Total
2015	211	92	152	282	110	143	271	82	115	105	137	158	847			1,858
2016	314	159	117	238	86	-	-	-	-	-	-	-	914	7.9%	▲	914

			Jan	Feb	Mar	Apr	May	Jun	Jul	Aug	Sep	Oct	Nov	Dec	Thru May	% Change	Trending	Total
Civil	Administrative Law	2015	-	-	-	-	-	-	1	-	-	-	-	-	0			1
	Contested Divorce	2015	-	6	2	-	3	2	2	2	-	-	4	-	11	0.0%	↔	21
		2016	1	1	-	5	3	-	-	-	-	-	-	-	10	-9.1%	▼	10
	Domestic and Family - Level 1	2015	-	1	5	1	-	2	-	-	-	1	-	-	7			10
		2016	-	1	1	-	-	-	-	-	-	-	-	-	2	-71.4%	▼	2
	Domestic and Family - Level 2	2015	-	1	1	3	1	2	-	-	-	4	1	1	6			14
		2016	1	-	1	-	3	-	-	-	-	-	-	-	5	-16.7%	▼	5
	General Civil - Level 1	2015	2	-	-	1	1	2	-	-	1	-	3	-	4			10
	General Civil - Level 2	2015	1	2	4	1	2	4	3	1	2	4	5	1	10			30
		2016	-	5	1	2	2	-	-	-	-	-	-	-	10	0.0%	↔	10
	General Civil - Level 3	2015	2	-	-	1	1	8	11	4	1	3	6	-	4			37
		2016	5	-	1	3	-	-	-	-	-	-	-	-	9	125.0%	▲	9
Criminal	Probates/Wills and Trusts - Level 2	2015	1	1	-	2	2	-	-	1	1	-	-	-	6			8
		2016	-	1	2	-	1	-	-	-	-	-	-	-	4	-33.3%	▼	4
	Uncontested Divorce	2015	2	4	12	5	11	7	5	3	4	6	5	4	34			68
		2016	4	10	9	4	5	-	-	-	-	-	-	-	32	-5.9%	▼	32
Criminal	Misdemeanor	2015	29	9	28	15	8	15	21	6	14	6	15	16	89			182
		2016	20	10	9	21	13	-	-	-	-	-	-	-	73	-18.0%	▼	73
	Non-Capital Felonies and Related Matters	2015	131	9	44	228	44	56	183	21	29	22	45	34	456			846
		2016	229	44	27	159	17	-	-	-	-	-	-	-	476	4.4%	▲	476
Other	Other Criminally Related Matters	2015	6	1	-	2	3	1	1	1	4	1	1	3	12			24
		2016	1	-	-	1	4	-	-	-	-	-	-	-	6	-50.0%	▼	6
	Miscellaneous	2015	37	58	55	23	33	44	44	42	58	57	52	96	206			599
		2016	52	86	57	42	35	-	-	-	-	-	-	-	272	32.0%	▲	272
Other	Other	2015	-	-	1	-	1	-	-	1	1	1	-	3	2			8
		2016	1	1	9	1	3	-	-	-	-	-	-	-	15	650.0%	▲	15

Court: Augusta Circuit

Start/End Date: Jan-15 / May-16

2015 Average Month: 337

Jan-May 2015: 1,634

Filings Trending: Upward ▲

Circuit/Court ID: 25

225015


Type of Case: Filings

2016 Average Month:380

Jan-May 2016 : 1,901

Overall AVG. Month: 350

Monthly Filings Summary




Jan 15-May 16

Totals

	2015	2016
Civil	584	221
Criminal	1,614	674
Other	1,849	1,006
Total	4,047	1,901

Jan --- May Filings



1,634 2015 1,901 2016

Jan --- May Filings

	2015	2016	% Change	Trending
Civil	253	221	-12.6%	▼
Criminal	662	674	1.8%	▲
Other	719	1,006	39.9%	▲
Total	1,634	1,901	16.3%	▲

	Jan	Feb	Mar	Apr	May	Jun	Jul	Aug	Sep	Oct	Nov	Dec	Thru May	% Change	Trending	Total
2015	433	261	317	336	287	295	343	335	333	273	353	481	1,634			4,047
2016	387	354	486	313	361	-	-	-	-	-	-	-	1,901	16.3%	▲	1,901

			Jan	Feb	Mar	Apr	May	Jun	Jul	Aug	Sep	Oct	Nov	Dec	Thru May	% Change	Trending	Total
Civil	Administrative Law	2015	-	-	1	-	1	-	2	-	2	-	-	-	2			6
		2016	1	1	-	2	1	-	-	-	-	-	-	-	5	150.0%	▲	5
	Contested Divorce	2015	6	7	5	5	3	5	9	5	8	5	2	4	26			64
		2016	6	6	7	6	6	-	-	-	-	-	-	-	31	19.2%	▲	31
	Domestic and Family - Level 1	2015	11	6	21	12	9	7	15	10	9	15	16	1	59			132
		2016	-	11	2	4	9	-	-	-	-	-	-	-	26	-55.9%	▼	26
	Domestic and Family - Level 2	2015	1	8	11	7	9	3	5	4	7	8	3	6	36			72
		2016	5	4	3	6	4	-	-	-	-	-	-	-	22	-38.9%	▼	22
	General Civil - Level 1	2015	-	-	-	-	1	-	-	-	-	-	-	-	1			1
		2016	1	1	-	1	3	-	-	-	-	-	-	-	6	500.0%	▲	6
	General Civil - Level 2	2015	8	7	10	6	5	13	13	23	3	10	4	2	36			104
		2016	4	4	8	5	6	-	-	-	-	-	-	-	27	-25.0%	▼	27
	General Civil - Level 3	2015	5	1	1	5	7	6	3	8	5	4	8	4	19			57
		2016	1	4	3	3	5	-	-	-	-	-	-	-	16	-15.8%	▼	16
Criminal	Probates/Wills and Trusts	2015	1	-	-	-	-	-	-	-	-	-	-	-	1			1
	Probates/Wills and Trusts - Level 2	2015	1	1	-	-	1	-	-	2	1	2	1	-	3			9
		2016	-	3	1	-	3	-	-	-	-	-	-	-	7	133.3%	▲	7
	Uncontested Divorce	2015	11	12	13	15	19	4	10	14	9	7	8	16	70			138
		2016	16	17	20	17	11	-	-	-	-	-	-	-	81	15.7%	▲	81
	Capital Murder	2015	1	-	-	-	-	-	-	-	-	-	-	-	1			1
Other	Misdemeanor	2015	17	9	8	17	3	6	18	18	13	21	10	9	54			149
		2016	19	11	19	18	12	-	-	-	-	-	-	-	79	46.3%	▲	79
	Non-Capital Felonies and Related Matters	2015	219	67	105	121	84	126	123	125	146	88	139	99	596			1,442
		2016	89	83	188	71	144	-	-	-	-	-	-	-	575	-3.5%	▼	575
	Other Criminally Related Matters	2015	1	2	1	3	4	2	-	2	3	2	2	-	11			22
		2016	2	2	3	4	9	-	-	-	-	-	-	-	20	81.8%	▲	20
Other	Miscellaneous	2015	134	128	128	128	129	114	129	117	120	103	152	306	647			1,688
		2016	226	200	224	163	134	-	-	-	-	-	-	-	947	46.4%	▲	947
	Other	2015	17	13	13	17	12	9	16	7	7	8	8	34	72			161
		2016	17	7	8	13	14	-	-	-	-	-	-	-	59	-18.1%	▼	59

Court: Bath Circuit

Start/End Date: Jan-15 / May-16

2015 Average Month: 23

Jan-May 2015: 101

Filings Trending: Upward ▲

Circuit/Court ID: 25

225017


Type of Case: Filings

2016 Average Month:27

Jan-May 2016 : 137

Overall AVG. Month: 24

Monthly Filings Summary

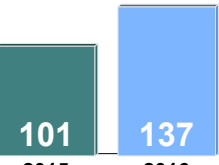


Jan 15-May 16

Totals

	2015	2016
Civil	40	11
Criminal	92	34
Other	139	92
Total	271	137

Jan --- May Filings



101 2015 137 2016

Jan --- May Filings

	2015	2016	% Change	Trending
Civil	14	11	-21.4%	▼
Criminal	29	34	17.2%	▲
Other	58	92	58.6%	▲
Total	101	137	35.6%	▲

	Jan	Feb	Mar	Apr	May	Jun	Jul	Aug	Sep	Oct	Nov	Dec	Thru May	% Change	Trending	Total
2015	32	29	11	18	11	39	18	15	45	16	15	22	101			271
2016	31	26	30	30	20	-	-	-	-	-	-	-	137	35.6%	▲	137

			Jan	Feb	Mar	Apr	May	Jun	Jul	Aug	Sep	Oct	Nov	Dec	Thru May	% Change	Trending	Total
Civil	Contested Divorce	2015	1	1	1	1	1	-	-	1	-	1	1	-	5			8
		2016	1	1	-	-	-	-	-	-	-	-	-	-	2	-60.0%	▼	2
	Domestic and Family - Lev	2016	-	-	1	-	-	-	-	-	-	-	-	-	1			1
	Domestic and Family - Level 2	2015	-	-	-	-	-	-	-	-	-	1	-	-	0			1
		2016	-	-	2	-	-	-	-	-	-	-	-	-	2	0.0%	↔	2
	General Civil - Level 1	2015	-	-	1	-	-	-	-	-	-	1	1	-	1			3
	General Civil - Level 2	2015	-	1	-	2	-	1	1	-	4	1	2	1	3			13
		2016	-	-	2	-	1	-	-	-	-	-	-	-	3	0.0%	↔	3
	General Civil - Level 3	2015	-	-	-	-	-	-	-	-	-	1	1	-	0			2
		2016	-	1	-	-	-	-	-	-	-	-	-	-	1	0.0%	↔	1
Criminal	Probates/Wills and Trusts - Level 2	2015	1	-	-	1	-	-	-	1	-	-	-	-	2			3
		2016	-	1	-	-	-	-	-	-	-	-	-	-	1	-50.0%	▼	1
	Uncontested Divorce	2015	1	-	-	-	2	1	-	2	2	1	-	1	3			10
		2016	-	-	1	-	-	-	-	-	-	-	-	-	1	-66.7%	▼	1
	Misdemeanor	2015	-	-	-	3	-	3	2	-	2	-	-	3	3			13
		2016	2	-	-	-	2	-	-	-	-	-	-	-	4	33.3%	▲	4
	Non-Capital Felonies and Related Matters	2015	22	-	-	3	-	24	2	2	20	-	-	4	25			77
		2016	7	-	2	18	1	-	-	-	-	-	-	-	28	12.0%	▲	28
	Other Criminally Related Matters	2015	1	-	-	-	-	1	-	-	-	-	-	-	1			2
		2016	-	-	-	-	2	-	-	-	-	-	-	-	2	100.0%	▲	2
Oth	Miscellaneous	2015	6	27	9	8	8	9	13	9	17	10	10	13	58			139
		2016	21	23	22	12	14	-	-	-	-	-	-	-	92	58.6%	▲	92

Court: Botetourt Circuit

Start/End Date: Jan-15 / May-16

2015 Average Month: 162

Jan-May 2015: 706

Filings Trending: Upward ▲

Circuit/Court ID: 25

225023


Type of Case: Filings

2016 Average Month:188

Jan-May 2016 : 939

Overall AVG. Month: 170

Monthly Filings Summary

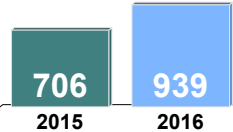


Jan 15-May 16

Totals

	2015	2016
Civil	257	126
Criminal	826	320
Other	861	493
Total	1,944	939

Jan --- May Filings



706 2015 939 2016

Jan --- May Filings

	2015	2016	% Change	Trending
Civil	123	126	2.4%	▲
Criminal	298	320	7.4%	▲
Other	285	493	73.0%	▲
Total	706	939	33.0%	▲

	Jan	Feb	Mar	Apr	May	Jun	Jul	Aug	Sep	Oct	Nov	Dec	Thru May	% Change	Trending	Total
2015	128	122	228	122	106	257	154	195	115	163	98	256	706			1,944
2016	214	172	266	134	153	-	-	-	-	-	-	-	939	33.0%	▲	939

			Jan	Feb	Mar	Apr	May	Jun	Jul	Aug	Sep	Oct	Nov	Dec	Thru May	% Change	Trending	Total
Civil	Administrative Law	2015	-	1	-	-	-	-	1	1	-	-	-	1	1	0.0%	↔	4
		2016	-	1	-	-	-	-	-	-	-	-	-	-	1	0.0%	↔	1
	Contested Divorce	2015	5	4	1	2	5	1	5	6	3	2	-	3	17			37
		2016	1	4	4	6	1	-	-	-	-	-	-	-	16	-5.9%	▼	16
	Domestic and Family - Level 1	2015	2	6	14	3	2	3	10	9	4	2	-	-	27			55
		2016	6	2	13	1	7	-	-	-	-	-	-	-	29	7.4%	▲	29
	Domestic and Family - Level 2	2015	-	-	1	-	1	-	-	1	-	-	-	2	2			5
		2016	-	-	-	1	-	-	-	-	-	-	-	-	1	-50.0%	▼	1
	General Civil - Level 1	2015	1	-	-	-	1	-	-	-	-	-	-	-	2			2
		2016	-	-	-	-	1	-	-	-	-	-	-	-	1	-50.0%	▼	1
	General Civil - Level 2	2015	8	1	6	4	3	11	1	3	2	1	3	1	22			44
		2016	7	3	4	6	1	-	-	-	-	-	-	-	21	-4.5%	▼	21
	General Civil - Level 3	2015	1	3	3	4	3	3	2	1	3	3	2	2	14			30
		2016	2	1	7	2	8	-	-	-	-	-	-	-	20	42.9%	▲	20
Probates/Wills and Trusts	2015	1	-	1	-	-	-	-	1	-	-	-	-	2			3	
Probates/Wills and Trusts - Level 2	2015	-	2	-	1	-	1	-	-	-	2	1	-	3			7	
	2016	-	1	-	1	2	-	-	-	-	-	-	-	4	33.3%	▲	4	
Uncontested Divorce	2015	7	4	6	6	10	5	3	5	6	9	5	4	33			70	
	2016	8	6	6	6	7	-	-	-	-	-	-	-	33	0.0%	↔	33	
Criminal	Misdemeanor	2015	17	12	24	9	13	32	8	32	9	9	7	17	75			189
		2016	11	7	21	11	16	-	-	-	-	-	-	-	66	-12.0%	▼	66
	Non-Capital Felonies and Related Matters	2015	24	21	90	33	24	143	61	53	17	41	18	60	192			585
		2016	51	21	103	23	32	-	-	-	-	-	-	-	230	19.8%	▲	230
Other Criminally Related Matters	2015	5	11	4	5	6	1	2	4	1	7	3	3	31			52	
	2016	7	8	4	3	2	-	-	-	-	-	-	-	24	-22.6%	▼	24	
Oth	Miscellaneous	2015	57	57	78	55	38	57	61	79	70	87	59	163	285			861
		2016	121	118	104	74	76	-	-	-	-	-	-	-	493	73.0%	▲	493

Court: Craig Circuit

Start/End Date: Jan-15 / May-16

2015 Average Month: 29

Jan-May 2015: 122

Filings Trending: Upward ▲

Circuit/Court ID: 25

225045


Type of Case: Filings

2016 Average Month:28

Jan-May 2016 : 139

Overall AVG. Month: 28

Monthly Filings Summary

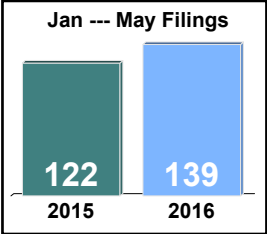


Jan 15-May 16

Totals

	2015	2016
Civil	39	18
Criminal	64	24
Other	241	97
Total	344	139

Jan --- May Filings



Jan --- May Filings

	2015	2016	% Change	Trending
Civil	11	18	63.6%	▲
Criminal	28	24	-14.3%	▼
Other	83	97	16.9%	▲
Total	122	139	13.9%	▲

	Jan	Feb	Mar	Apr	May	Jun	Jul	Aug	Sep	Oct	Nov	Dec	Thru May	% Change	Trending	Total
2015	23	24	19	31	25	31	19	28	35	39	30	40	122			344
2016	26	34	29	28	22	-	-	-	-	-	-	-	139	13.9%	▲	139

			Jan	Feb	Mar	Apr	May	Jun	Jul	Aug	Sep	Oct	Nov	Dec	Thru May	% Change	Trending	Total
Civil	Contested Divorce	2015	-	1	-	2	-	1	-	-	2	1	-	1	3			8
		2016	-	1	-	-	1	-	-	-	-	-	-	-	2	-33.3%	▼	2
	Domestic and Family - Level 1	2015	-	-	-	2	-	4	1	3	-	-	1	-	2			11
		2016	-	1	-	1	1	-	-	-	-	-	-	-	3	50.0%	▲	3
	Domestic and Family - Lev	2016	-	-	-	-	1	-	-	-	-	-	-	-	1			1
	General Civil - Level 1	2015	-	-	-	-	-	-	-	-	-	1	-	-	0			1
	General Civil - Level 2	2015	-	-	1	-	-	1	1	-	1	1	-	1	1	0.0%	↔	6
		2016	1	1	-	2	-	-	-	-	-	-	-	-	4	300.0%	▲	4
	General Civil - Level 3	2015	-	-	-	-	-	-	1	1	-	-	-	-	0			2
		2016	-	-	1	-	-	-	-	-	-	-	-	-	1	0.0%	↔	1
Criminal	Probates/Wills and Trusts - Level 2	2015	-	-	-	-	-	-	-	-	-	-	-	1	0			1
		2016	-	1	-	-	-	-	-	-	-	-	-	-	1	0.0%	↔	1
	Uncontested Divorce	2015	1	-	1	1	2	1	-	2	-	1	-	1	5			10
		2016	1	3	1	-	1	-	-	-	-	-	-	-	6	20.0%	▲	6
	Misdemeanor	2015	1	2	-	7	1	3	1	-	2	4	1	1	11			23
		2016	-	-	2	-	1	-	-	-	-	-	-	-	3	-72.7%	▼	3
	Non-Capital Felonies and Related Matters	2015	2	8	1	4	2	2	1	2	2	8	8	-	17			40
		2016	4	3	4	6	4	-	-	-	-	-	-	-	21	23.5%	▲	21
	Other Criminally Related M	2015	-	-	-	-	-	1	-	-	-	-	-	-	0			1
		2016	-	-	-	-	-	-	-	-	-	-	-	-	-			-
Oth	Miscellaneous	2015	19	13	16	15	20	18	14	20	28	23	20	35	83			241
		2016	20	24	21	19	13	-	-	-	-	-	-	-	97	16.9%	▲	97

Court: Highland Circuit

Start/End Date: Jan-15 / May-16

2015 Average Month: 12

Jan-May 2015: 54

Filings Trending: Upward ▲

Circuit/Court ID: 25

225091


Type of Case: Filings

2016 Average Month:13

Jan-May 2016 : 63

Overall AVG. Month: 12

Monthly Filings Summary




Jan 15-May 16

Totals

	2015	2016
Civil	24	10
Criminal	19	15
Other	105	38
Total	148	63

Jan --- May Filings



54 2015 63 2016

Jan --- May Filings

	2015	2016	% Change	Trending
Civil	8	10	25.0%	▲
Criminal	9	15	66.7%	▲
Other	37	38	2.7%	▲
Total	54	63	16.7%	▲

	Jan	Feb	Mar	Apr	May	Jun	Jul	Aug	Sep	Oct	Nov	Dec	Thru May	% Change	Trending	Total
2015	14	13	8	16	3	15	19	8	10	7	10	25	54			148
2016	12	15	20	7	9	-	-	-	-	-	-	-	63	16.7%	▲	63

			Jan	Feb	Mar	Apr	May	Jun	Jul	Aug	Sep	Oct	Nov	Dec	Thru May	% Change	Trending	Total
Civil	Contested Divorce	2015	-	-	-	1	1	-	1	-	1	-	-	-	2			4
		2016	-	1	1	1	1	-	-	-	-	-	-	-	4	100.0%	▲	4
	Domestic and Family - Lev	2016	-	-	-	-	1	-	-	-	-	-	-	-	1			1
	Domestic and Family - Lev	2015	-	-	-	1	-	-	-	-	-	-	-	-	1			1
	General Civil - Level 1	2015	-	-	1	-	-	-	-	-	-	-	-	-	1			1
	General Civil - Level 2	2015	2	-	-	-	-	1	7	-	-	-	-	1	2			11
		2016	-	1	-	1	1	-	-	-	-	-	-	-	3	50.0%	▲	3
	General Civil - Level 3	2015	-	-	-	-	-	1	-	-	-	-	-	1	0			2
Criminal	Uncontested Divorce	2015	2	-	-	-	-	-	-	-	1	-	-	2	2	0.0%	↔	5
		2016	-	-	-	1	1	-	-	-	-	-	-	-	2	0.0%	↔	2
	Misdemeanor	2015	-	-	-	4	-	-	1	-	-	-	1	1	4			7
		2016	-	4	4	-	-	-	-	-	-	-	-	-	8	100.0%	▲	8
	Non-Capital Felonies and Related Matters	2015	2	-	-	2	-	2	-	-	-	1	-	4	4			11
		2016	-	1	3	1	1	-	-	-	-	-	-	-	6	50.0%	▲	6
	Other Criminally Related Matters	2015	-	-	-	1	-	-	-	-	-	-	-	-	1			1
		2016	-	-	1	-	-	-	-	-	-	-	-	-	1	0.0%	↔	1
Other	Miscellaneous	2015	8	13	7	7	2	11	10	8	8	6	9	16	37			105
		2016	12	7	11	3	4	-	-	-	-	-	-	-	37	0.0%	↔	37
	Other	2016	-	1	-	-	-	-	-	-	-	-	-	-	1			1

Court: Rockbridge Circuit

Start/End Date: Jan-15 / May-16

2015 Average Month: 162

Jan-May 2015: 701

Filings Trending: Upward ▲

Circuit/Court ID: 25

225163


Type of Case: Filings

2016 Average Month:217

Jan-May 2016 : 1,087

Overall AVG. Month: 178

Monthly Filings Summary

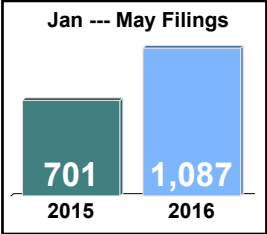


Jan 15-May 16

Totals

	2015	2016
Civil	241	110
Criminal	1,036	632
Other	665	345
Total	1,942	1,087

Jan --- May Filings



701 2015 1,087 2016

Jan --- May Filings

	2015	2016	% Change	Trending
Civil	100	110	10.0%	▲
Criminal	356	632	77.5%	▲
Other	245	345	40.8%	▲
Total	701	1,087	55.1%	▲

	Jan	Feb	Mar	Apr	May	Jun	Jul	Aug	Sep	Oct	Nov	Dec	Thru May	% Change	Trending	Total
2015	102	159	139	150	151	138	149	171	327	150	105	201	701			1,942
2016	166	209	225	199	288	-	-	-	-	-	-	-	1,087	55.1%	▲	1,087

		Jan	Feb	Mar	Apr	May	Jun	Jul	Aug	Sep	Oct	Nov	Dec	Thru May	% Change	Trending	Total
Civil	Administrative Law	2015	-	-	-	-	1	-	-	-	-	-	-	1			1
	Contested Divorce	2015	3	2	3	3	-	4	-	1	6	4	2	11			28
		2016	4	2	7	2	3	-	-	-	-	-	-	18	63.6%	▲	18
	Domestic and Family - Level 1	2015	2	-	3	-	3	5	2	6	2	1	2	8			29
		2016	-	3	-	-	-	-	-	-	-	-	-	3	-62.5%	▼	3
	Domestic and Family - Level 2	2015	-	-	1	3	-	1	1	1	-	-	2	4			9
		2016	-	-	3	2	3	-	-	-	-	-	-	8	100.0%	▲	8
	General Civil - Level 1	2015	-	-	-	-	1	-	1	1	-	-	-	1			3
	General Civil - Level 2	2015	4	6	6	3	3	4	4	3	2	10	3	22			50
		2016	5	3	7	5	3	-	-	-	-	-	-	23	4.5%	▲	23
	General Civil - Level 3	2015	2	1	1	4	4	3	3	1	3	3	5	12			34
		2016	5	4	3	3	-	-	-	-	-	-	-	15	25.0%	▲	15
	Probates/Wills and Trusts	2016	-	-	1	-	-	-	-	-	-	-	-	1			1
Criminal	Probates/Wills and Trusts	2015	1	1	-	-	1	1	1	4	2	1	1	3			13
	Uncontested Divorce	2015	7	6	9	6	10	11	2	5	3	5	3	38			74
		2016	4	8	13	7	10	-	-	-	-	-	-	42	10.5%	▲	42
	Misdemeanor	2015	13	28	19	30	21	25	17	25	19	17	15	111			253
Other		2016	11	40	39	44	39	-	-	-	-	-	-	173	55.9%	▲	173
	Non-Capital Felonies and Related Matters	2015	17	57	34	43	71	48	53	53	224	62	14	222			717
		2016	55	77	62	74	171	-	-	-	-	-	-	439	97.7%	▲	439
	Other Criminally Related Matters	2015	4	6	6	2	5	3	10	6	3	3	13	23			66
		2016	3	4	3	5	5	-	-	-	-	-	-	20	-13.0%	▼	20
	Miscellaneous	2015	49	51	55	56	31	33	55	65	63	44	45	114	242		661
		2016	79	68	87	56	53	-	-	-	-	-	-	343	41.7%	▲	343
	Other	2015	-	1	2	-	-	-	-	-	-	-	1	3			4
		2016	-	-	-	1	1	-	-	-	-	-	-	2	-33.3%	▼	2

Court: Buena Vista Circuit

Start/End Date: Jan-15 / May-16

2015 Average Month: 36

Jan-May 2015: 151

Filings Trending: Upward ▲

Circuit/Court ID: 25

225530


Type of Case: Filings

2016 Average Month:47

Jan-May 2016 : 233

Overall AVG. Month: 39

Monthly Filings Summary

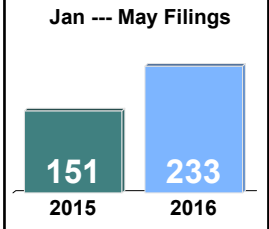


Jan 15-May 16

Totals

	2015	2016
Civil	60	31
Criminal	253	124
Other	114	78
Total	427	233

Jan --- May Filings



151 2015 233 2016

Jan --- May Filings

	2015	2016	% Change	Trending
Civil	26	31	19.2%	▲
Criminal	88	124	40.9%	▲
Other	37	78	110.8%	▲
Total	151	233	54.3%	▲

	Jan	Feb	Mar	Apr	May	Jun	Jul	Aug	Sep	Oct	Nov	Dec	Thru May	% Change	Trending	Total
2015	40	26	31	31	23	24	25	28	102	20	26	51	151			427
2016	66	42	39	59	27	-	-	-	-	-	-	-	233	54.3%	▲	233

			Jan	Feb	Mar	Apr	May	Jun	Jul	Aug	Sep	Oct	Nov	Dec	Thru May	% Change	Trending	Total
Civil	Administrative Law	2016	2	-	-	-	-	-	-	-	-	-	-	-	2			2
	Contested Divorce	2015	1	-	2	2	-	1	-	1	1	1	-	1	5			10
		2016	2	1	1	3	-	-	-	-	-	-	-	-	7	40.0%	▲	7
	Domestic and Family - Level 1	2015	-	-	1	-	1	-	2	-	2	1	2	1	2			10
		2016	1	1	-	-	-	-	-	-	-	-	-	-	2	0.0%	↔	2
	Domestic and Family - Level 2	2015	-	-	-	1	1	-	-	-	-	-	-	1	2			3
		2016	-	-	3	1	-	-	-	-	-	-	-	-	4	100.0%	▲	4
	General Civil - Level 2	2015	-	-	-	-	1	-	-	-	-	1	-	2	1			4
		2016	-	-	-	2	1	-	-	-	-	-	-	-	3	200.0%	▲	3
	General Civil - Level 3	2015	-	2	-	-	-	2	-	-	-	-	-	2	2			6
Criminal		2016	-	-	1	-	-	-	-	-	-	-	-	-	1	-50.0%	▼	1
	Probates/Wills and Trusts - Level 2	2015	1	1	3	-	-	-	-	-	1	-	-	-	5			6
		2016	1	-	-	1	-	-	-	-	-	-	-	-	2	-60.0%	▼	2
	Uncontested Divorce	2015	2	3	-	2	2	2	1	3	1	2	1	2	9			21
Other		2016	1	2	3	3	1	-	-	-	-	-	-	-	10	11.1%	▲	10
	Misdemeanor	2015	1	5	3	10	8	1	4	7	1	1	2	6	27			49
		2016	3	5	2	8	3	-	-	-	-	-	-	-	21	-22.2%	▼	21
	Non-Capital Felonies and Related Matters	2015	31	4	15	5	1	12	10	8	82	7	12	11	56			198
Other		2016	40	18	10	25	7	-	-	-	-	-	-	-	100	78.6%	▲	100
	Other Criminally Related Matters	2015	-	-	-	3	2	-	-	-	-	-	1	-	5			6
		2016	-	2	-	1	-	-	-	-	-	-	-	-	3	-40.0%	▼	3
	Miscellaneous	2015	4	11	7	8	6	6	8	9	14	7	7	25	36			112
Other		2016	16	13	19	15	15	-	-	-	-	-	-	-	78	116.7%	▲	78
	Other	2015	-	-	-	-	1	-	-	-	-	-	1	-	1			2

Court: Staunton Circuit

Start/End Date: Jan-15 / May-16

2015 Average Month: 139

Jan-May 2015: 679

Filings Trending: Upward ▲

Circuit/Court ID: 25

225790


Type of Case: Filings

2016 Average Month:149

Jan-May 2016 : 743

Overall AVG. Month: 142

Monthly Filings Summary

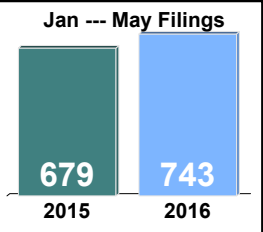


Jan 15-May 16

Totals

	2015	2016
Civil	254	110
Criminal	967	445
Other	449	188
Total	1,670	743

Jan --- May Filings



679 743

2015 2016

Jan --- May Filings

	2015	2016	% Change	Trending
Civil	109	110	0.9%	▲
Criminal	394	445	12.9%	▲
Other	176	188	6.8%	▲
Total	679	743	9.4%	▲

	Jan	Feb	Mar	Apr	May	Jun	Jul	Aug	Sep	Oct	Nov	Dec	Thru May	% Change	Trending	Total
2015	149	152	170	99	109	108	138	180	142	142	116	165	679			1,670
2016	170	168	136	147	122	-	-	-	-	-	-	-	743	9.4%	▲	743

			Jan	Feb	Mar	Apr	May	Jun	Jul	Aug	Sep	Oct	Nov	Dec	Thru May	% Change	Trending	Total
Civil	Administrative Law	2015	-	-	-	1	-	-	-	-	1	-	-	-	1			2
	Contested Divorce	2015	2	4	1	1	1	2	4	2	2	1	2	1	9			23
		2016	-	2	4	4	2	-	-	-	-	-	-	-	12	33.3%	▲	12
	Domestic and Family - Level 1	2015	-	1	15	1	-	5	2	1	2	6	1	1	17			35
		2016	-	6	5	5	4	-	-	-	-	-	-	-	20	17.6%	▲	20
	Domestic and Family - Level 2	2015	8	12	6	5	1	10	12	7	8	4	5	5	32			83
		2016	3	11	2	9	5	-	-	-	-	-	-	-	30	-6.3%	▼	30
	General Civil - Level 1	2015	-	1	1	-	1	-	-	-	-	1	-	-	3			4
		2016	1	-	-	1	1	-	-	-	-	-	-	-	3	0.0%	↔	3
	General Civil - Level 2	2015	2	-	2	3	1	3	1	1	1	5	1	3	8			23
		2016	1	4	2	-	3	-	-	-	-	-	-	-	10	25.0%	▲	10
	General Civil - Level 3	2015	3	-	4	2	2	3	1	1	-	2	-	2	11			20
		2016	1	1	2	2	1	-	-	-	-	-	-	-	7	-36.4%	▼	7
	Probates/Wills and Trusts - Level 2	2015	1	-	-	-	1	2	2	-	1	-	1	-	2			8
		2016	1	-	1	-	1	-	-	-	-	-	-	-	3	50.0%	▲	3
Criminal	Protective Orders	2015	-	-	-	-	-	-	-	-	1	-	1	-	0			2
	Uncontested Divorce	2015	4	4	6	3	9	10	2	2	3	3	4	4	26	0.0%	↔	54
		2016	1	4	2	10	8	-	-	-	-	-	-	-	25	-3.8%	▼	25
	Misdemeanor	2015	10	12	16	10	5	2	11	9	14	12	12	14	53			127
		2016	15	15	7	13	9	-	-	-	-	-	-	-	59	11.3%	▲	59
	Non-Capital Felonies and Related Matters	2015	80	72	74	39	54	45	56	122	55	79	47	70	319			793
Other		2016	93	89	68	70	60	-	-	-	-	-	-	-	380	19.1%	▲	380
	Other Criminally Related Matters	2015	-	3	9	1	9	5	2	1	6	-	11	-	22			47
		2016	-	2	-	1	3	-	-	-	-	-	-	-	6	-72.7%	▼	6
	Miscellaneous	2015	35	36	33	26	23	18	34	28	43	22	27	63	153			388
		2016	43	34	41	25	24	-	-	-	-	-	-	-	167	9.2%	▲	167
	Other	2015	4	7	3	7	2	3	11	6	5	7	4	2	23			61
		2016	11	-	2	7	1	-	-	-	-	-	-	-	21	-8.7%	▼	21

Court: Waynesboro Circuit

Start/End Date: Jan-15 / May-16

2015 Average Month: 150

Jan-May 2015: 808

Filings Trending: Upward ▲

Circuit/Court ID: 25

225820


Type of Case: Filings

2016 Average Month:186

Jan-May 2016 : 928

Overall AVG. Month: 160

Monthly Filings Summary




Jan 15-May 16

Totals

	2015	2016
Civil	450	241
Criminal	613	319
Other	735	368
Total	1,798	928

Jan --- May Filings



808 2015 928 2016

Jan --- May Filings

	2015	2016	% Change	Trending
Civil	206	241	17.0%	▲
Criminal	282	319	13.1%	▲
Other	320	368	15.0%	▲
Total	808	928	14.9%	▲

	Jan	Feb	Mar	Apr	May	Jun	Jul	Aug	Sep	Oct	Nov	Dec	Thru May	% Change	Trending	Total
2015	193	141	159	167	148	107	152	161	147	124	136	163	808			1,798
2016	152	207	204	179	186	-	-	-	-	-	-	-	928	14.9%	▲	928

			Jan	Feb	Mar	Apr	May	Jun	Jul	Aug	Sep	Oct	Nov	Dec	Thru May	% Change	Trending	Total
Civil	Administrative Law	2016	1	-	-	-	-	-	-	-	-	-	-	-	1			1
	Contested Divorce	2015	10	10	12	7	4	6	11	8	9	9	4	8	43			98
		2016	11	22	9	6	14	-	-	-	-	-	-	-	62	44.2%	▲	62
	Domestic and Family - Level 1	2015	3	3	5	2	7	1	6	6	-	1	15	-	20			49
		2016	4	8	3	11	2	-	-	-	-	-	-	-	28	40.0%	▲	28
	Domestic and Family - Level 2	2015	-	-	1	2	1	2	2	1	-	-	-	-	4			9
		2016	2	2	-	3	2	-	-	-	-	-	-	-	9	125.0%	▲	9
	General Civil - Level 1	2015	-	-	-	-	-	-	1	-	-	-	-	-	0			1
		2016	1	-	-	-	-	-	-	-	-	-	-	-	1	0.0%	↔	1
	General Civil - Level 2	2015	2	4	5	1	2	1	-	2	1	2	3	-	14			23
		2016	1	2	2	1	1	-	-	-	-	-	-	-	7	-50.0%	▼	7
	General Civil - Level 3	2015	1	-	-	2	-	3	-	8	1	4	2	5	3			26
		2016	-	3	2	3	4	-	-	-	-	-	-	-	12	300.0%	▲	12
	Probates/Wills and Trusts - Level 1	2015	1	-	1	-	-	-	-	-	-	1	-	-	2			3
		2016	-	-	1	-	-	-	-	-	-	-	-	-	1	-50.0%	▼	1
Criminal	Probates/Wills and Trusts - Level 2	2015	-	1	1	1	-	1	-	-	-	1	-	-	3			5
		2016	-	-	1	2	1	-	-	-	-	-	-	-	4	33.3%	▲	4
	Uncontested Divorce	2015	23	24	35	20	15	19	18	18	13	19	14	18	117			236
		2016	23	30	30	14	19	-	-	-	-	-	-	-	116	-0.9%	▼	116
	Misdemeanor	2015	10	6	14	6	11	6	16	11	11	12	5	14	47			122
		2016	9	12	21	7	14	-	-	-	-	-	-	-	63	34.0%	▲	63
	Non-Capital Felonies and Related Matters	2015	66	18	18	69	56	13	37	49	29	28	42	35	227			460
		2016	41	26	54	56	67	-	-	-	-	-	-	-	244	7.5%	▲	244
	Other Criminally Related Matters	2015	-	-	1	6	1	4	3	1	5	7	2	1	8			31
		2016	-	-	-	-	12	-	-	-	-	-	-	-	12	50.0%	▲	12
Other	Miscellaneous	2015	36	25	23	25	27	28	28	23	38	24	24	57	136			358
		2016	36	34	42	35	27	-	-	-	-	-	-	-	174	27.9%	▲	174
	Other	2015	41	50	43	26	24	23	30	34	40	16	25	25	184			377
		2016	23	68	39	41	23	-	-	-	-	-	-	-	194	5.4%	▲	194

Court: Clarke Circuit

Start/End Date: Jan-15 / May-16

2015 Average Month: 52

Jan-May 2015: 248

Filings Trending: Upward ▲

Circuit/Court ID: 26

226043


Type of Case: Filings

2016 Average Month:57

Jan-May 2016 : 285

Overall AVG. Month: 53

Monthly Filings Summary

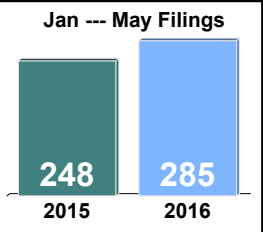


Jan 15-May 16

Totals

	2015	2016
Civil	87	34
Criminal	232	119
Other	300	132
Total	619	285

Jan --- May Filings



Jan --- May Filings

	2015	2016	% Change	Trending
Civil	50	34	-32.0%	▼
Criminal	89	119	33.7%	▲
Other	109	132	21.1%	▲
Total	248	285	14.9%	▲

	Jan	Feb	Mar	Apr	May	Jun	Jul	Aug	Sep	Oct	Nov	Dec	Thru May	% Change	Trending	Total
2015	29	53	45	79	42	41	71	40	45	67	38	69	248			619
2016	69	49	55	62	50	-	-	-	-	-	-	-	285	14.9%	▲	285

			Jan	Feb	Mar	Apr	May	Jun	Jul	Aug	Sep	Oct	Nov	Dec	Thru May	% Change	Trending	Total
Civil	Contested Divorce	2015	-	3	3	1	4	-	1	-	1	-	2	1	11			16
		2016	1	1	-	1	1	-	-	-	-	-	-	-	4	-63.6%	▼	4
	Domestic and Family - Level 1	2015	-	-	1	-	1	-	-	-	1	-	-	-	2			3
		2016	1	-	-	1	-	-	-	-	-	-	-	-	2	0.0%	↔	2
	Domestic and Family - Level 2	2015	-	-	1	1	-	-	1	-	-	-	-	-	2			3
		2016	-	-	1	1	-	-	-	-	-	-	-	-	2	0.0%	↔	2
	General Civil - Level 1	2015	-	-	-	-	1	-	1	-	-	-	-	-	1			2
	General Civil - Level 2	2015	1	2	1	5	1	-	-	1	1	2	1	-	10			15
		2016	1	-	1	1	1	-	-	-	-	-	-	-	4	-60.0%	▼	4
	General Civil - Level 3	2015	-	-	-	1	1	-	1	-	2	2	1	-	2			8
Criminal		2016	1	-	2	2	6	-	-	-	-	-	-	-	11	450.0%	▲	11
	Probates/Wills and Trusts	2015	-	1	-	1	-	-	-	-	-	-	-	-	2			2
	Uncontested Divorce	2015	4	5	4	2	5	4	5	3	-	2	4	-	20			38
		2016	1	4	3	-	3	-	-	-	-	-	-	-	11	-45.0%	▼	11
	Misdemeanor	2015	2	1	3	5	3	7	8	1	5	10	3	7	14			55
		2016	10	4	3	3	5	-	-	-	-	-	-	-	25	78.6%	▲	25
	Non-Capital Felonies and Related Matters	2015	6	10	8	40	10	13	30	6	7	23	4	10	74			167
		2016	24	9	18	26	13	-	-	-	-	-	-	-	90	21.6%	▲	90
	Other Criminally Related Matters	2015	-	-	1	-	-	2	-	4	1	-	-	2	1			10
		2016	2	-	2	-	-	-	-	-	-	-	-	-	4	300.0%	▲	4
Other	Miscellaneous	2015	16	30	23	23	16	15	24	25	27	28	23	49	108			299
		2016	28	31	25	27	21	-	-	-	-	-	-	-	132	22.2%	▲	132
	Other	2015	-	1	-	-	-	-	-	-	-	-	-	-	1			1

Court: Frederick Circuit

Start/End Date: Jan-15 / May-16

2015 Average Month: 391

Jan-May 2015: 1,932

Filings Trending: Upward ▲

Circuit/Court ID: 26

226069


Type of Case: Filings

2016 Average Month:410

Jan-May 2016 : 2,051

Overall AVG. Month: 397

Monthly Filings Summary

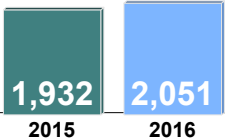


Jan 15-May 16

Totals

	2015	2016
Civil	635	260
Criminal	2,485	912
Other	1,575	879
Total	4,695	2,051

Jan --- May Filings



1,932 2,051

2015 2016

Jan --- May Filings

	2015	2016	% Change	Trending
Civil	269	260	-3.3%	▼
Criminal	1,055	912	-13.6%	▼
Other	608	879	44.6%	▲
Total	1,932	2,051	6.2%	▲

	Jan	Feb	Mar	Apr	May	Jun	Jul	Aug	Sep	Oct	Nov	Dec	Thru May	% Change	Trending	Total
2015	394	317	399	496	326	477	420	291	344	467	292	472	1,932			4,695
2016	375	438	467	352	419	-	-	-	-	-	-	-	2,051	6.2%	▲	2,051

			Jan	Feb	Mar	Apr	May	Jun	Jul	Aug	Sep	Oct	Nov	Dec	Thru May	% Change	Trending	Total
Civil	Administrative Law	2015	-	-	1	-	-	1	-	-	-	-	-	-	1			2
	Contested Divorce	2015	5	10	14	15	6	9	6	10	7	7	5	14	50			108
		2016	6	10	16	8	17	-	-	-	-	-	-	-	57	14.0%	▲	57
	Domestic and Family - Level 1	2015	2	4	7	7	6	6	2	3	5	7	9	2	26			60
		2016	-	5	3	4	5	-	-	-	-	-	-	-	17	-34.6%	▼	17
	Domestic and Family - Level 2	2015	3	1	1	-	3	2	1	2	3	3	5	1	8			25
		2016	2	-	3	3	3	-	-	-	-	-	-	-	11	37.5%	▲	11
	General Civil - Level 1	2015	-	-	-	1	-	-	-	-	1	1	-	-	1			3
		2016	-	1	2	-	-	-	-	-	-	-	-	-	3	200.0%	▲	3
	General Civil - Level 2	2015	7	5	7	11	10	7	8	6	11	5	5	7	40			89
		2016	3	11	9	4	9	-	-	-	-	-	-	-	36	-10.0%	▼	36
	General Civil - Level 3	2015	4	5	5	7	3	8	2	4	3	5	2	2	24			50
		2016	2	8	2	1	6	-	-	-	-	-	-	-	19	-20.8%	▼	19
	Probates/Wills and Trusts	2015	-	-	-	1	-	1	-	-	-	-	-	-	1			2
Criminal	Probates/Wills and Trusts - Level 2	2015	2	1	2	4	4	3	-	2	2	2	1	2	13			25
		2016	2	1	2	2	4	-	-	-	-	-	-	-	11	-15.4%	▼	11
	Uncontested Divorce	2015	13	23	32	19	18	30	20	25	23	17	31	20	105			271
		2016	17	17	20	28	24	-	-	-	-	-	-	-	106	1.0%	▲	106
	Capital Murder	2016	-	-	4	-	-	-	-	-	-	-	-	-	4			4
	Misdemeanor	2015	42	53	53	40	23	127	55	43	35	62	18	18	211			569
Other		2016	28	27	32	34	36	-	-	-	-	-	-	-	157	-25.6%	▼	157
	Non-Capital Felonies and Related Matters	2015	201	97	153	233	138	182	179	82	134	224	77	153	822			1,853
		2016	137	132	139	130	188	-	-	-	-	-	-	-	726	-11.7%	▼	726
	Other Criminally Related Matters	2015	5	4	1	7	5	3	5	13	2	11	2	5	22			63
		2016	4	3	10	6	2	-	-	-	-	-	-	-	25	13.6%	▲	25
	Miscellaneous	2015	110	113	123	151	110	98	141	100	118	123	137	248	607			1,572
Other		2016	174	223	225	132	125	-	-	-	-	-	-	-	879	44.8%	▲	879
	Other	2015	-	1	-	-	-	-	1	1	-	-	-	-	1			3

Court: Page Circuit

Start/End Date: Jan-15 / May-16

2015 Average Month: 139

Jan-May 2015: 724

Filings Trending: Upward ▲

Circuit/Court ID: 26

226139


Type of Case: Filings

2016 Average Month:183

Jan-May 2016 : 914

Overall AVG. Month: 152

Monthly Filings Summary




Jan 15-May 16

Totals

	2015	2016
Civil	187	77
Criminal	992	559
Other	488	278
Total	1,667	914

Jan --- May Filings



724 914

2015 2016

Jan --- May Filings

	2015	2016	% Change	Trending
Civil	79	77	-2.5%	▼
Criminal	462	559	21.0%	▲
Other	183	278	51.9%	▲
Total	724	914	26.2%	▲

	Jan	Feb	Mar	Apr	May	Jun	Jul	Aug	Sep	Oct	Nov	Dec	Thru May	% Change	Trending	Total
2015	194	108	155	125	142	130	158	117	149	125	108	156	724			1,667
2016	242	198	172	150	152	-	-	-	-	-	-	-	914	26.2%	▲	914

			Jan	Feb	Mar	Apr	May	Jun	Jul	Aug	Sep	Oct	Nov	Dec	Thru May	% Change	Trending	Total
Civil	Administrative Law	2015	-	-	-	-	-	-	-	-	-	-	1	1	0			2
	Contested Divorce	2015	1	2	5	5	3	1	2	4	1	2	-	5	16	0.0%	↔	31
		2016	2	6	3	1	3	-	-	-	-	-	-	-	15	-6.3%	▼	15
	Domestic and Family - Level 1	2015	2	1	1	2	-	-	-	1	3	1	-	1	6			12
		2016	3	-	-	-	1	-	-	-	-	-	-	-	4	-33.3%	▼	4
	Domestic and Family - Lev	2015	1	1	-	1	-	1	-	-	-	2	2	2	3			10
	General Civil - Level 2	2015	1	2	6	2	2	7	6	1	2	3	-	3	13			35
		2016	1	3	4	-	5	-	-	-	-	-	-	-	13	0.0%	↔	13
	General Civil - Level 3	2015	-	-	1	3	2	1	5	-	-	1	2	1	6			16
		2016	1	-	5	1	3	-	-	-	-	-	-	-	10	66.7%	▲	10
	Probates/Wills and Trusts	2016	-	-	-	-	1	-	-	-	-	-	-	-	1			1
	Probates/Wills and Trusts - Level 2	2015	-	2	1	1	1	1	-	-	-	1	-	-	5			7
		2016	1	-	-	1	1	-	-	-	-	-	-	-	3	-40.0%	▼	3
Criminal	Protective Orders	2015	1	-	-	-	-	-	-	-	-	-	-	-	1			1
	Uncontested Divorce	2015	3	8	6	4	8	7	8	6	3	5	8	7	29			73
		2016	3	10	6	2	10	-	-	-	-	-	-	-	31	6.9%	▲	31
	Misdemeanor	2015	33	13	15	7	26	23	27	26	11	17	20	11	94			229
		2016	29	8	14	22	23	-	-	-	-	-	-	-	96	2.1%	▲	96
Other	Non-Capital Felonies and Related Matters	2015	108	38	74	77	60	52	63	55	74	48	38	41	357			728
		2016	76	97	79	82	67	-	-	-	-	-	-	-	401	12.3%	▲	401
	Other Criminally Related Matters	2015	1	-	1	1	8	3	5	1	11	-	3	1	11			35
		2016	56	1	-	3	2	-	-	-	-	-	-	-	62	463.6%	▲	62
	Miscellaneous	2015	42	40	41	22	32	33	40	23	43	44	33	82	177			475
		2016	70	71	57	33	35	-	-	-	-	-	-	-	266	50.3%	▲	266
	Other	2015	1	1	4	-	-	1	2	-	1	1	1	1	6			13
		2016	-	2	4	5	1	-	-	-	-	-	-	-	12	100.0%	▲	12

Court: Rockingham Circuit

Start/End Date: Jan-15 / May-16

2015 Average Month: 591

Jan-May 2015: 2,891

Filings Trending: Steady ↔

Circuit/Court ID: 26

226165


Type of Case: Filings

2016 Average Month:592

Jan-May 2016 : 2,962

Overall AVG. Month: 592

Monthly Filings Summary



Jan 15-May 16

Totals

	2015	2016
Civil	984	408
Criminal	3,036	1,208
Other	3,074	1,346
Total	7,094	2,962

Jan --- May Filings

2,891

2015

2,962

2016

Jan --- May Filings

	2015	2016	% Change	Trending
Civil	405	408	0.7%	▲
Criminal	1,352	1,208	-10.7%	▼
Other	1,134	1,346	18.7%	▲
Total	2,891	2,962	2.5%	▲

	Jan	Feb	Mar	Apr	May	Jun	Jul	Aug	Sep	Oct	Nov	Dec	Thru May	% Change	Trending	Total
2015	515	588	584	557	647	621	538	531	470	571	523	949	2,891			7,094
2016	566	645	639	578	534	-	-	-	-	-	-	-	2,962	2.5%	▲	2,962

		Jan	Feb	Mar	Apr	May	Jun	Jul	Aug	Sep	Oct	Nov	Dec	Thru May	% Change	Trending	Total
Civil	Administrative Law	2015	-	1	-	1	-	-	3	1	-	1	1	2			9
		2016	-	1	1	1	-	-	-	-	-	-	-	3	50.0%	▲	3
	Contested Divorce	2015	12	10	18	9	22	11	14	16	12	14	18	9	71		165
		2016	12	12	16	9	16	-	-	-	-	-	-	65	-8.5%	▼	65
	Domestic and Family - Level 1	2015	6	2	5	3	3	9	20	6	5	15	19	6	19		99
		2016	8	7	4	3	11	-	-	-	-	-	-	33	73.7%	▲	33
	Domestic and Family - Level 2	2015	5	1	14	4	15	17	3	5	8	18	19	5	39		114
		2016	9	4	3	20	4	-	-	-	-	-	-	40	2.6%	▲	40
	General Civil - Level 1	2015	2	2	-	1	2	1	1	2	-	-	-	7			12
		2016	1	-	1	-	-	-	-	-	-	-	-	2	-71.4%	▼	2
	General Civil - Level 2	2015	13	14	9	11	10	17	11	12	18	5	22	9	57		151
		2016	12	11	18	19	17	-	-	-	-	-	-	77	35.1%	▲	77
	General Civil - Level 3	2015	3	3	10	7	7	7	1	4	7	1	11	5	30		66
		2016	5	7	4	1	5	-	-	-	-	-	-	22	-26.7%	▼	22
	Probates/Wills and Trusts - Level 1	2015	-	-	-	-	-	1	-	1	-	-	1	-	0		3
		2016	-	-	-	1	-	-	-	-	-	-	-	1	0.0%	↔	1
	Probates/Wills and Trusts - Level 2	2015	8	1	1	4	2	1	1	3	-	5	2	-	16		28
		2016	1	3	5	2	2	-	-	-	-	-	-	13	-18.8%	▼	13
	Protective Orders	2015	-	1	3	1	5	-	1	-	-	-	2	-	10		13
		2016	-	-	-	2	1	-	-	-	-	-	-	3	-70.0%	▼	3
Criminal	Uncontested Divorce	2015	26	26	30	18	54	21	40	30	24	21	17	17	154		324
		2016	23	29	35	32	30	-	-	-	-	-	-	149	-3.2%	▼	149
	Capital Murder	2015	-	-	-	4	-	-	-	-	-	-	-	4			4
		2016	-	-	-	1	-	-	-	-	-	-	-	1	-75.0%	▼	1
	Misdemeanor	2015	43	43	56	41	64	74	37	47	35	35	39	51	247		565
		2016	27	62	65	46	44	-	-	-	-	-	-	244	-1.2%	▼	244
Other	Non-Capital Felonies and Related Matters	2015	170	212	211	224	250	254	184	203	134	198	148	203	1,067		2,391
		2016	150	172	202	205	203	-	-	-	-	-	-	932	-12.7%	▼	932
	Other Criminally Related Matters	2015	3	7	8	6	10	7	3	6	3	8	6	9	34		76
		2016	9	10	4	6	2	-	-	-	-	-	-	31	-8.8%	▼	31
	Miscellaneous	2015	147	198	164	156	152	135	148	131	166	176	141	415	817		2,129
		2016	241	257	222	164	134	-	-	-	-	-	-	1,018	24.6%	▲	1,018
	Other	2015	77	67	55	67	51	66	71	65	56	74	77	219	317		945
		2016	68	70	59	66	65	-	-	-	-	-	-	328	3.5%	▲	328

Court: Shenandoah Circuit

Start/End Date: Jan-15 / May-16

2015 Average Month: 265

Jan-May 2015: 1,271

Filings Trending: Upward ▲

Circuit/Court ID: 26

226171


Type of Case: Filings

2016 Average Month:297

Jan-May 2016 : 1,487

Overall AVG. Month: 274

Monthly Filings Summary

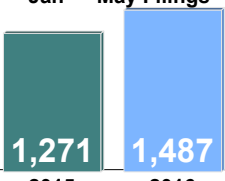


Jan 15-May 16

Totals

	2015	2016
Civil	277	124
Criminal	1,351	578
Other	1,550	785
Total	3,178	1,487

Jan --- May Filings



1,271 2015 1,487 2016

Jan --- May Filings

	2015	2016	% Change	Trending
Civil	111	124	11.7%	▲
Criminal	599	578	-3.5%	▼
Other	561	785	39.9%	▲
Total	1,271	1,487	17.0%	▲

	Jan	Feb	Mar	Apr	May	Jun	Jul	Aug	Sep	Oct	Nov	Dec	Thru May	% Change	Trending	Total
2015	260	303	265	302	141	259	208	263	243	323	164	447	1,271			3,178
2016	341	244	333	292	277	-	-	-	-	-	-	-	1,487	17.0%	▲	1,487

			Jan	Feb	Mar	Apr	May	Jun	Jul	Aug	Sep	Oct	Nov	Dec	Thru May	% Change	Trending	Total
Civil	Administrative Law	2015	-	-	-	-	1	-	1	-	-	-	-	-	1			2
	Contested Divorce	2015	-	-	5	7	6	7	6	2	3	2	5	2	18			45
		2016	4	2	3	7	6	-	-	-	-	-	-	-	22	22.2%	▲	22
	Domestic and Family - Level 1	2015	6	3	2	9	2	4	3	12	8	2	4	1	22			56
		2016	6	-	6	6	1	-	-	-	-	-	-	-	19	-13.6%	▼	19
	Domestic and Family - Level 2	2015	2	2	-	2	1	4	1	1	1	-	-	1	7			15
		2016	-	3	2	4	-	-	-	-	-	-	-	-	9	28.6%	▲	9
	General Civil - Level 1	2015	-	-	1	-	-	-	-	-	2	-	-	-	1			3
		2016	1	-	1	-	-	-	-	-	-	-	-	-	2	100.0%	▲	2
	General Civil - Level 2	2015	1	4	3	2	3	4	2	2	5	1	3	3	13			33
		2016	2	1	9	2	2	-	-	-	-	-	-	-	16	23.1%	▲	16
	General Civil - Level 3	2015	2	-	3	2	2	1	-	2	3	-	2	1	9			18
		2016	1	1	1	1	-	-	-	-	-	-	-	-	4	-55.6%	▼	4
	Probates/Wills and Trusts	2016	1	1	1	-	-	-	-	-	-	-	-	-	3			3
Criminal	Probates/Wills and Trusts - Level 2	2015	-	1	-	1	-	-	3	-	-	-	-	2	2			7
		2016	1	1	2	3	1	-	-	-	-	-	-	-	8	300.0%	▲	8
	Uncontested Divorce	2015	10	5	9	11	3	5	6	10	9	7	15	8	38			98
		2016	6	10	6	11	8	-	-	-	-	-	-	-	41	7.9%	▲	41
	Misdemeanor	2015	17	45	35	16	8	17	15	19	24	122	9	38	121			365
		2016	27	23	18	16	42	-	-	-	-	-	-	-	126	4.1%	▲	126
Other	Non-Capital Felonies and Related Matters	2015	110	90	99	128	34	95	74	42	73	79	8	98	461			930
		2016	95	71	74	117	84	-	-	-	-	-	-	-	441	-4.3%	▼	441
	Other Criminally Related Matters	2015	1	8	1	5	2	5	-	19	-	10	2	3	17			56
		2016	-	1	6	4	-	-	-	-	-	-	-	-	11	-35.3%	▼	11
	Miscellaneous	2015	73	54	85	66	52	75	64	84	76	71	93	142	330			935
		2016	117	102	118	82	78	-	-	-	-	-	-	-	497	50.6%	▲	497
	Other	2015	38	91	22	53	27	42	33	70	39	29	23	148	231			615
		2016	80	28	86	39	55	-	-	-	-	-	-	-	288	24.7%	▲	288

Court: Warren Circuit

Start/End Date: Jan-15 / May-16

2015 Average Month: 264

Jan-May 2015: 1,303

Filings Trending: Steady ↔

Circuit/Court ID: 26

226187


Type of Case: Filings

2016 Average Month:254

Jan-May 2016 : 1,271

Overall AVG. Month: 261

Monthly Filings Summary



Jan 15-May 16

Totals

	2015	2016
Civil	528	230
Criminal	1,248	439
Other	1,390	602
Total	3,166	1,271

Jan --- May Filings

1,303

2015

1,271

2016

Jan --- May Filings

	2015	2016	% Change	Trending
Civil	229	230	-	↔
Criminal	532	439	-17.5%	▼
Other	542	602	11.1%	▲
Total	1,303	1,271	-2.5%	▼

	Jan	Feb	Mar	Apr	May	Jun	Jul	Aug	Sep	Oct	Nov	Dec	Thru May	% Change	Trending	Total
2015	232	268	224	358	221	198	251	214	255	248	245	452	1,303			3,166
2016	247	259	349	214	202	-	-	-	-	-	-	-	1,271	-2.5%	▼	1,271

			Jan	Feb	Mar	Apr	May	Jun	Jul	Aug	Sep	Oct	Nov	Dec	Thru May	% Change	Trending	Total
Civil	Administrative Law	2015	-	-	-	-	1	-	-	-	-	-	-	-	1			1
	Contested Divorce	2015	6	8	14	10	9	10	8	12	8	10	6	6	47			107
		2016	7	10	10	10	11	-	-	-	-	-	-	-	48	2.1%	▲	48
	Domestic and Family - Level 1	2015	1	1	6	5	11	11	4	9	18	12	4	2	24			84
		2016	-	21	2	3	1	-	-	-	-	-	-	-	27	12.5%	▲	27
	Domestic and Family - Level 2	2015	-	-	12	2	4	2	1	5	-	2	5	1	18			34
		2016	-	1	-	-	3	-	-	-	-	-	-	-	4	-77.8%	▼	4
	General Civil - Level 1	2015	-	-	-	-	-	-	-	1	-	-	-	-	0			1
		2016	-	-	-	2	-	-	-	-	-	-	-	-	2	0.0%	↔	2
	General Civil - Level 2	2015	1	6	6	8	8	4	4	2	3	5	3	6	29			56
		2016	2	16	5	7	7	-	-	-	-	-	-	-	37	27.6%	▲	37
	General Civil - Level 3	2015	1	-	2	3	3	3	1	-	1	1	1	-	9			16
		2016	3	5	2	1	2	-	-	-	-	-	-	-	13	44.4%	▲	13
	Probates/Wills and Trusts	2015	-	-	-	-	-	-	-	-	1	-	-	-	0			1
	Probates/Wills and Trusts - Level 2	2015	2	-	-	1	-	-	1	-	-	-	-	-	3	0.0%	↔	4
		2016	-	-	-	1	1	-	-	-	-	-	-	-	2	-33.3%	▼	2
Criminal	Protective Orders	2015	1	4	-	-	1	1	2	1	1	-	1	1	6			13
		2016	-	1	2	-	1	-	-	-	-	-	-	-	4	-33.3%	▼	4
	Uncontested Divorce	2015	10	20	18	28	16	15	18	26	13	13	18	16	92			211
		2016	17	21	19	24	12	-	-	-	-	-	-	-	93	1.1%	▲	93
	Misdemeanor	2015	15	11	14	29	18	14	22	27	20	16	15	22	87			223
		2016	16	8	34	18	13	-	-	-	-	-	-	-	89	2.3%	▲	89
Other	Non-Capital Felonies and Related Matters	2015	83	75	24	162	68	47	76	46	103	74	71	136	412			965
		2016	42	37	120	57	75	-	-	-	-	-	-	-	331	-19.7%	▼	331
	Other Criminally Related Matters	2015	10	5	13	4	1	4	6	5	4	-	7	1	33			60
		2016	2	3	6	2	6	-	-	-	-	-	-	-	19	-42.4%	▼	19
Other	Miscellaneous	2015	77	66	73	60	53	55	74	64	54	72	88	162	329			898
		2016	108	108	118	85	68	-	-	-	-	-	-	-	487	48.0%	▲	487
	Other	2015	25	72	42	46	28	32	34	16	29	43	26	99	213			492
		2016	50	28	31	4	2	-	-	-	-	-	-	-	115	-46.0%	▼	115

Court: Winchester Circuit

Start/End Date: Jan-15 / May-16

2015 Average Month: 222

Jan-May 2015: 1,170

Filings Trending: Downward ▼

Circuit/Court ID: 26

226840


Type of Case: Filings

2016 Average Month: 189

Jan-May 2016 : 945

Overall AVG. Month: 212

Monthly Filings Summary

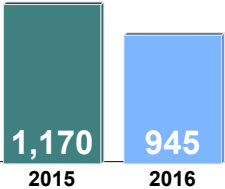


Jan 15-May 16

Totals

	2015	2016
Civil	330	109
Criminal	1,949	678
Other	384	158
Total	2,663	945

Jan --- May Filings



1,170 2015 945 2016

Jan --- May Filings

	2015	2016	% Change	Trending
Civil	145	109	-24.8%	▼
Criminal	871	678	-22.2%	▼
Other	154	158	2.6%	▲
Total	1,170	945	-19.2%	▼

	Jan	Feb	Mar	Apr	May	Jun	Jul	Aug	Sep	Oct	Nov	Dec	Thru May	% Change	Trending	Total
2015	200	277	250	213	230	259	263	217	213	189	134	218	1,170			2,663
2016	197	215	213	186	134	-	-	-	-	-	-	-	945	-19.2%	▼	945

			Jan	Feb	Mar	Apr	May	Jun	Jul	Aug	Sep	Oct	Nov	Dec	Thru May	% Change	Trending	Total
Civil	Administrative Law	2015	-	-	-	-	-	1	-	-	-	-	-	1	0			2
		2016	1	-	2	-	-	-	-	-	-	-	-	-	3	0.0%	↔	3
	Contested Divorce	2015	4	5	5	5	-	6	2	4	6	3	2	-	19			42
		2016	2	3	2	2	3	-	-	-	-	-	-	-	12	-36.8%	▼	12
	Domestic and Family - Level 1	2015	4	-	-	-	5	13	4	4	3	-	6	2	9			41
		2016	1	1	11	8	4	-	-	-	-	-	-	-	25	177.8%	▲	25
	Domestic and Family - Level 2	2015	3	-	2	3	1	3	4	-	5	3	-	1	9			25
		2016	-	-	5	3	-	-	-	-	-	-	-	-	8	-11.1%	▼	8
	General Civil - Level 1	2015	1	1	1	1	-	-	1	1	1	1	2	2	4			12
		2016	-	1	-	-	-	-	-	-	-	-	-	-	1	-75.0%	▼	1
	General Civil - Level 2	2015	5	-	20	4	4	3	8	4	3	6	2	3	33			62
		2016	3	4	4	4	8	-	-	-	-	-	-	-	23	-30.3%	▼	23
	General Civil - Level 3	2015	6	1	3	6	2	3	1	-	1	3	1	3	18			30
		2016	1	3	2	-	1	-	-	-	-	-	-	-	7	-61.1%	▼	7
	Probates/Wills and Trusts	2015	-	1	-	-	-	-	-	-	-	-	-	-	1			1
	Probates/Wills and Trusts - Level 2	2015	1	-	1	-	1	2	2	3	-	2	1	-	3			13
		2016	-	2	1	1	-	-	-	-	-	-	-	-	4	33.3%	▲	4
Criminal	Protective Orders	2015	-	-	-	-	-	-	-	-	1	-	-	-	0			1
		2016	-	-	-	-	-	-	-	-	-	-	-	-	-			-
	Uncontested Divorce	2015	14	10	5	10	10	10	12	10	7	5	7	1	49	0.0%	↔	101
		2016	3	8	7	5	3	-	-	-	-	-	-	-	26	-46.9%	▼	26
	Misdemeanor	2015	31	46	43	40	46	46	37	37	26	30	16	43	206			441
		2016	41	25	38	19	10	-	-	-	-	-	-	-	133	-35.4%	▼	133
	Non-Capital Felonies and Related Matters	2015	100	172	135	112	127	137	160	120	123	113	59	108	646			1,466
		2016	102	130	109	116	79	-	-	-	-	-	-	-	536	-17.0%	▼	536
	Other Criminally Related Matters	2015	6	2	4	3	4	7	2	5	4	-	1	4	19			42
		2016	1	3	2	1	2	-	-	-	-	-	-	-	9	-52.6%	▼	9
	Miscellaneous	2015	22	37	28	27	28	25	29	29	30	21	35	50	142			361
		2016	40	35	28	27	24	-	-	-	-	-	-	-	154	8.5%	▲	154
	Other	2015	3	2	3	2	2	3	1	-	3	2	2	-	12			23
		2016	2	-	2	-	-	-	-	-	-	-	-	-	4	-66.7%	▼	4

Court: Bland Circuit

Start/End Date: Jan-15 / May-16

2015 Average Month: 29

Jan-May 2015: 133

Filings Trending: Upward ▲

Circuit/Court ID: 27

227021


Type of Case: Filings

2016 Average Month:49

Jan-May 2016 : 247

Overall AVG. Month: 35

Monthly Filings Summary

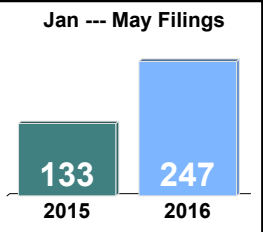


Jan 15-May 16

Totals

	2015	2016
Civil	59	25
Criminal	54	69
Other	229	153
Total	342	247

Jan --- May Filings



133 247

2015 2016

Jan --- May Filings

	2015	2016	% Change	Trending
Civil	25	25	-	↔
Criminal	23	69	200.0%	▲
Other	85	153	80.0%	▲
Total	133	247	85.7%	▲

	Jan	Feb	Mar	Apr	May	Jun	Jul	Aug	Sep	Oct	Nov	Dec	Thru May	% Change	Trending	Total
2015	20	32	29	24	28	19	23	26	30	38	26	47	133			342
2016	58	63	47	33	46	-	-	-	-	-	-	-	247	85.7%	▲	247

		Jan	Feb	Mar	Apr	May	Jun	Jul	Aug	Sep	Oct	Nov	Dec	Thru May	% Change	Trending	Total
Civil	Administrative Law	2016	-	1	-	-	-	-	-	-	-	-	-	1			1
	Contested Divorce	2015	2	1	1	2	-	1	2	1	-	-	-	6			10
		2016	1	-	1	-	1	-	-	-	-	-	-	3	-50.0%	▼	3
	Domestic and Family - Level 1	2015	-	-	-	3	1	-	2	-	-	2	1	3			9
		2016	1	1	-	1	-	-	-	-	-	-	-	3	0.0%	↔	3
	Domestic and Family - Lev	2015	-	-	1	-	2	-	-	1	-	-	-	3			4
	General Civil - Level 1	2016	1	-	-	-	-	-	-	-	-	-	-	1			1
	General Civil - Level 2	2015	-	1	-	2	-	-	-	-	-	-	-	3			3
		2016	-	1	-	-	2	-	-	-	-	-	-	3	0.0%	↔	3
	General Civil - Level 3	2015	1	-	-	-	1	1	1	-	1	1	1	2			7
Criminal		2016	-	1	-	1	-	-	-	-	-	-	-	2	0.0%	↔	2
	Probates/Wills and Trusts	2015	-	-	1	-	-	-	-	1	-	-	1	1			3
	Uncontested Divorce	2015	2	2	-	2	1	3	2	1	4	3	2	7			23
		2016	1	5	4	1	1	-	-	-	-	-	-	12	71.4%	▲	12
	Misdemeanor	2015	-	3	-	1	-	1	1	-	1	1	-	4			8
		2016	-	-	1	-	2	-	-	-	-	-	-	3	-25.0%	▼	3
	Non-Capital Felonies and Related Matters	2015	2	1	4	2	8	3	6	4	6	2	2	17			40
		2016	10	15	8	4	29	-	-	-	-	-	-	66	288.2%	▲	66
	Other Criminally Related M	2015	-	1	-	-	1	-	-	2	-	1	1	2			6
		2016	-	-	-	-	-	-	-	-	-	-	-	-			-
Other	Miscellaneous	2015	13	23	22	12	15	10	12	14	17	30	19	85			228
		2016	44	38	33	27	10	-	-	-	-	-	-	152	78.8%	▲	152
	Other	2015	-	-	-	-	1	-	-	-	-	-	-	0			1
		2016	-	1	-	-	-	-	-	-	-	-	-	1	0.0%	↔	1

Court: Carroll Circuit

Start/End Date: Jan-15 / May-16

2015 Average Month: 227

Jan-May 2015: 1,075

Filings Trending: Upward ▲

Circuit/Court ID: 27

227035

Type of Case: Filings

2016 Average Month:263

Jan-May 2016 : 1,313

Overall AVG. Month: 237

Monthly Filings Summary

Jan 15-May 16

Totals

	2015	2016
Civil	294	150
Criminal	1,071	508
Other	1,355	655
Total	2,720	1,313

Jan --- May Filings

1,075 2015      1,313 2016

Jan --- May Filings

	2015	2016	% Change	Trending
Civil	142	150	5.6%	▲
Criminal	420	508	21.0%	▲
Other	513	655	27.7%	▲
Total	1,075	1,313	22.1%	▲

	Jan	Feb	Mar	Apr	May	Jun	Jul	Aug	Sep	Oct	Nov	Dec	Thru May	% Change	Trending	Total
2015	195	190	318	191	181	203	224	202	271	224	163	358	1,075			2,720
2016	303	247	289	250	224	-	-	-	-	-	-	-	1,313	22.1%	▲	1,313

			Jan	Feb	Mar	Apr	May	Jun	Jul	Aug	Sep	Oct	Nov	Dec	Thru May	% Change	Trending	Total
Civil	Administrative Law	2015	-	1	-	-	1	-	-	-	-	-	-	-	2			2
	Contested Divorce	2015	1	5	5	4	8	2	7	2	3	3	3	6	23			49
		2016	2	1	6	5	6	-	-	-	-	-	-	-	20	-13.0%	▼	20
	Domestic and Family - Level 1	2015	-	-	1	5	1	5	-	-	8	5	1	1	7			27
		2016	1	13	3	4	19	-	-	-	-	-	-	-	40	471.4%	▲	40
	Domestic and Family - Level 2	2015	1	2	4	-	1	1	1	-	-	2	1	1	8			14
		2016	2	1	2	2	1	-	-	-	-	-	-	-	8	0.0%	↔	8
	General Civil - Level 1	2015	-	-	1	-	-	-	-	-	-	-	-	-	1			1
		2016	-	-	1	1	1	-	-	-	-	-	-	-	3	200.0%	▲	3
	General Civil - Level 2	2015	3	2	14	4	11	6	7	3	3	2	2	4	34			61
		2016	3	-	8	3	2	-	-	-	-	-	-	-	16	-52.9%	▼	16
	General Civil - Level 3	2015	-	-	4	1	3	1	1	2	3	3	2	4	8			24
		2016	1	2	3	2	3	-	-	-	-	-	-	-	11	37.5%	▲	11
	Probates/Wills and Trusts	2015	-	-	-	2	-	1	-	-	1	-	-	-	2			4
	Probates/Wills and Trusts - Level 2	2015	2	3	1	2	2	-	-	4	1	4	-	3	10			22
Criminal		2016	2	1	2	1	2	-	-	-	-	-	-	-	8	-20.0%	▼	8
	Protective Orders	2015	-	1	-	-	-	-	-	-	-	-	-	-	1			1
	Uncontested Divorce	2015	6	11	12	7	10	2	8	4	7	11	5	6	46			89
		2016	7	11	9	8	9	-	-	-	-	-	-	-	44	-4.3%	▼	44
	Misdemeanor	2015	11	11	19	10	7	13	9	21	10	19	19	6	58			155
Other		2016	20	7	6	20	9	-	-	-	-	-	-	-	62	6.9%	▲	62
	Non-Capital Felonies and Related Matters	2015	52	54	102	40	63	62	57	56	116	65	54	74	311			795
		2016	97	57	99	69	74	-	-	-	-	-	-	-	396	27.3%	▲	396
	Other Criminally Related Matters	2015	12	3	23	5	8	11	14	5	7	11	8	14	51			121
		2016	11	5	8	10	16	-	-	-	-	-	-	-	50	-2.0%	▼	50
Other	Miscellaneous	2015	88	74	105	90	45	70	96	85	91	84	58	140	402			1,026
		2016	130	119	122	110	68	-	-	-	-	-	-	-	549	36.6%	▲	549
	Other	2015	19	23	27	21	21	29	24	20	21	15	10	99	111			329
		2016	27	30	20	15	14	-	-	-	-	-	-	-	106	-4.5%	▼	106

Court: Floyd Circuit

Start/End Date: Jan-15 / May-16

2015 Average Month: 76

Jan-May 2015: 335

Filings Trending: Upward ▲

Circuit/Court ID: 27

227063


Type of Case: Filings

2016 Average Month:69

Jan-May 2016 : 347

Overall AVG. Month: 74

Monthly Filings Summary




Jan 15-May 16

Totals

	2015	2016
Civil	146	37
Criminal	331	71
Other	431	239
Total	908	347

Jan --- May Filings



335 2015 347 2016

Jan --- May Filings

	2015	2016	% Change	Trending
Civil	61	37	-39.3%	▼
Criminal	117	71	-39.3%	▼
Other	157	239	52.2%	▲
Total	335	347	3.6%	▲

	Jan	Feb	Mar	Apr	May	Jun	Jul	Aug	Sep	Oct	Nov	Dec	Thru May	% Change	Trending	Total
2015	52	61	119	55	48	105	39	64	106	68	67	124	335			908
2016	79	77	81	59	51	-	-	-	-	-	-	-	347	3.6%	▲	347

			Jan	Feb	Mar	Apr	May	Jun	Jul	Aug	Sep	Oct	Nov	Dec	Thru May	% Change	Trending	Total
Civil	Contested Divorce	2015	1	-	4	3	1	2	-	1	5	-	-	2	9			19
		2016	2	-	2	4	-	-	-	-	-	-	-	2	8	-11.1%	▼	8
	Domestic and Family - Level 1	2015	-	-	-	6	1	2	-	-	-	-	13	2	7			24
		2016	4	1	-	1	2	-	-	-	-	-	-	-	8	14.3%	▲	8
	Domestic and Family - Level 2	2015	-	-	-	2	1	-	-	-	-	-	-	-	3			3
		2016	-	-	-	-	1	-	-	-	-	-	-	-	1	-66.7%	▼	1
	General Civil - Level 1	2015	1	1	-	-	-	-	-	-	-	-	-	-	2			2
		2016	-	-	1	-	-	-	-	-	-	-	-	-	1	-50.0%	▼	1
	General Civil - Level 2	2015	-	1	-	1	-	-	1	3	1	1	2	2	2			12
		2016	2	1	1	1	1	-	-	-	-	-	-	-	6	200.0%	▲	6
	General Civil - Level 3	2015	2	1	1	3	1	-	2	4	2	-	1	3	8			20
		2016	-	1	-	-	4	-	-	-	-	-	-	-	5	-37.5%	▼	5
Criminal	Probates/Wills and Trusts	2015	-	-	-	-	-	-	-	-	1	-	-	-	0			1
	Probates/Wills and Trusts - Level 2	2015	3	-	2	1	-	-	3	-	1	-	1	1	6	0.0%	↔	11
		2016	-	1	1	-	-	-	-	-	-	-	-	-	2	-66.7%	▼	2
	Uncontested Divorce	2015	7	7	3	2	5	7	6	5	4	5	1	2	24			54
		2016	-	-	1	2	3	-	-	-	-	-	-	-	6	-75.0%	▼	6
	Misdemeanor	2015	1	-	5	-	4	3	1	3	11	4	1	2	10			35
		2016	5	2	2	11	3	-	-	-	-	-	-	-	23	130.0%	▲	23
	Non-Capital Felonies and Related Matters	2015	8	4	71	10	9	60	2	17	44	11	7	34	102			277
Oth		2016	2	2	26	2	13	-	-	-	-	-	-	-	45	-55.9%	▼	45
	Other Criminally Related Matters	2015	-	4	-	-	1	-	-	5	-	-	9	-	5			19
		2016	-	2	-	1	-	-	-	-	-	-	-	-	3	-40.0%	▼	3
	Miscellaneous	2015	29	43	33	27	25	31	27	23	38	46	33	76	157			431
		2016	64	67	47	37	24	-	-	-	-	-	-	-	239	52.2%	▲	239

Court: Giles Circuit

Start/End Date: Jan-15 / May-16

2015 Average Month: 116

Jan-May 2015: 520

Filings Trending: Steady ↔

Circuit/Court ID: 27

227071


Type of Case: Filings

2016 Average Month: 106

Jan-May 2016 : 528

Overall AVG. Month: 113

Monthly Filings Summary



Jan 15-May 16

Totals

	2015	2016
Civil	177	83
Criminal	794	196
Other	426	249
Total	1,397	528

Jan --- May Filings

520

528

20152016

Jan --- May Filings

	2015	2016	% Change	Trending
Civil	87	83	-4.6%	▼
Criminal	266	196	-26.3%	▼
Other	167	249	49.1%	▲
Total	520	528	1.5%	▲

	Jan	Feb	Mar	Apr	May	Jun	Jul	Aug	Sep	Oct	Nov	Dec	Thru May	% Change	Trending	Total
2015	106	96	119	115	84	89	88	122	226	117	88	147	520			1,397
2016	128	114	118	89	79	-	-	-	-	-	-	-	528	1.5%	▲	528

			Jan	Feb	Mar	Apr	May	Jun	Jul	Aug	Sep	Oct	Nov	Dec	Thru May	% Change	Trending	Total
Civil	Contested Divorce	2015	3	-	2	1	2	2	2	1	2	1	1	1	8			18
		2016	1	2	1	2	2	-	-	-	-	-	-	-	8	0.0%	↔	8
	Domestic and Family - Level 1	2015	10	16	1	1	1	3	8	5	5	-	2	5	29			57
		2016	-	7	14	4	2	-	-	-	-	-	-	-	27	-6.9%	▼	27
	Domestic and Family - Level 2	2015	-	-	6	-	5	-	-	-	-	1	-	-	11			12
		2016	6	2	1	1	-	-	-	-	-	-	-	-	10	-9.1%	▼	10
	General Civil - Level 2	2015	1	2	-	3	-	2	1	-	2	4	3	2	6			20
		2016	-	-	1	3	-	-	-	-	-	-	-	-	4	-33.3%	▼	4
	General Civil - Level 3	2015	-	1	-	1	-	-	-	2	-	1	1	1	2			7
		2016	1	-	1	-	1	-	-	-	-	-	-	-	3	50.0%	▲	3
	Infraction/ Civil Violation	2015	-	-	1	-	-	-	-	-	-	-	-	-	1			1
	Probates/Wills and Trusts	2016	-	-	-	-	1	-	-	-	-	-	-	-	1			1
	Probates/Wills and Trusts - Level 2	2015	1	3	-	-	1	1	2	1	-	-	-	1	5			10
		2016	3	1	2	-	-	-	-	-	-	-	-	-	6	20.0%	▲	6
Criminal	Protective Orders	2015	-	1	-	-	-	-	-	1	1	-	-	-	1			3
		2016	4	1	-	-	-	-	-	-	-	-	-	-	5	400.0%	▲	5
	Uncontested Divorce	2015	3	2	8	5	6	5	6	2	4	1	1	6	24			49
		2016	1	5	5	4	4	-	-	-	-	-	-	-	19	-20.8%	▼	19
	Misdemeanor	2015	9	9	10	6	10	6	5	19	23	13	10	7	44			127
		2016	17	23	16	7	13	-	-	-	-	-	-	-	76	72.7%	▲	76
	Non-Capital Felonies and Related Matters	2015	50	26	47	42	34	34	32	47	151	52	26	55	199			596
		2016	37	9	22	23	25	-	-	-	-	-	-	-	116	-41.7%	▼	116
	Other Criminally Related Matters	2015	1	5	1	16	-	8	1	8	5	9	17	-	23			71
		2016	2	1	-	1	-	-	-	-	-	-	-	-	4	-82.6%	▼	4
Other	Miscellaneous	2015	28	31	43	40	24	28	31	36	33	35	27	69	166			425
		2016	56	63	55	44	31	-	-	-	-	-	-	-	249	50.0%	▲	249
	Other	2015	-	-	-	-	1	-	-	-	-	-	-	-	1			1

Court: Grayson Circuit

Start/End Date: Jan-15 / May-16

2015 Average Month: 112

Jan-May 2015: 618

Filings Trending: Steady ↔

Circuit/Court ID: 27

227077


Type of Case: Filings

2016 Average Month:123

Jan-May 2016 : 613

Overall AVG. Month: 115

Monthly Filings Summary

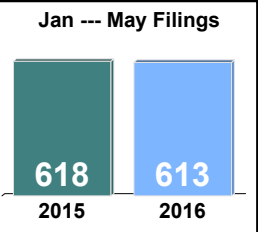


Jan 15-May 16

Totals

	2015	2016
Civil	207	53
Criminal	527	238
Other	609	322
Total	1,343	613

Jan --- May Filings



Jan --- May Filings

	2015	2016	% Change	Trending
Civil	84	53	-36.9%	▼
Criminal	272	238	-12.5%	▼
Other	262	322	22.9%	▲
Total	618	613	-0.8%	▼

	Jan	Feb	Mar	Apr	May	Jun	Jul	Aug	Sep	Oct	Nov	Dec	Thru May	% Change	Trending	Total
2015	135	83	142	136	122	66	123	83	103	140	79	131	618			1,343
2016	141	133	110	143	86	-	-	-	-	-	-	-	613	-0.8%	▼	613

			Jan	Feb	Mar	Apr	May	Jun	Jul	Aug	Sep	Oct	Nov	Dec	Thru May	% Change	Trending	Total
Civil	Contested Divorce	2015	2	2	4	3	3	1	5	3	3	3	-	1	14			30
		2016	2	2	3	5	1	-	-	-	-	-	-	-	13	-7.1%	▼	13
	Domestic and Family - Level 1	2015	2	-	7	6	5	-	-	-	2	14	20	1	20			57
		2016	-	-	-	1	1	-	-	-	-	-	-	-	2	-90.0%	▼	2
	Domestic and Family - Level 2	2015	-	-	-	-	-	-	2	-	-	-	-	-	0			2
		2016	-	-	1	1	1	-	-	-	-	-	-	-	3	0.0%	↔	3
	General Civil - Level 1	2015	-	-	2	-	-	-	-	-	-	-	-	-	2			2
		2016	-	1	-	-	-	-	-	-	-	-	-	-	1	-50.0%	▼	1
	General Civil - Level 2	2015	4	1	2	3	3	3	1	4	2	3	1	5	13			32
		2016	1	2	-	3	-	-	-	-	-	-	-	-	6	-53.8%	▼	6
	General Civil - Level 3	2015	-	2	-	1	-	-	1	5	1	2	4	1	3			17
		2016	1	1	-	2	1	-	-	-	-	-	-	-	5	66.7%	▲	5
	Probates/Wills and Trusts - Level 2	2015	1	-	3	-	-	1	-	-	1	2	-	-	4			8
		2016	1	-	1	1	-	-	-	-	-	-	-	-	3	-25.0%	▼	3
Criminal	Protective Orders	2015	-	1	-	-	2	-	-	1	-	-	-	-	3			4
		2016	-	1	1	1	-	-	-	-	-	-	-	-	3	0.0%	↔	3
	Uncontested Divorce	2015	7	5	5	3	5	7	2	8	5	3	3	2	25			55
		2016	2	3	5	4	3	-	-	-	-	-	-	-	17	-32.0%	▼	17
	Misdemeanor	2015	5	12	6	6	21	5	9	8	3	12	5	12	50			104
		2016	8	10	15	19	7	-	-	-	-	-	-	-	59	18.0%	▲	59
	Non-Capital Felonies and Related Matters	2015	71	11	41	49	45	11	66	18	11	55	12	21	217			411
		2016	32	30	21	52	34	-	-	-	-	-	-	-	169	-22.1%	▼	169
	Other Criminally Related Matters	2015	-	1	3	1	-	1	4	1	-	1	-	-	5			12
		2016	-	5	1	2	2	-	-	-	-	-	-	-	10	100.0%	▲	10
Other	Miscellaneous	2015	43	48	69	63	36	36	32	33	73	44	34	88	259			599
		2016	93	76	62	51	32	-	-	-	-	-	-	-	314	21.2%	▲	314
	Other	2015	-	-	-	1	2	1	1	2	2	1	-	-	3			10
		2016	1	2	-	1	4	-	-	-	-	-	-	-	8	166.7%	▲	8

Court: Montgomery Circuit

Start/End Date: Jan-15 / May-16

2015 Average Month: 407

Jan-May 2015: 1,879

Filings Trending: Upward ▲

Circuit/Court ID: 27

227121


Type of Case: Filings

2016 Average Month:462

Jan-May 2016 : 2,312

Overall AVG. Month: 423

Monthly Filings Summary

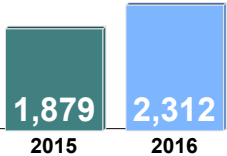


Jan 15-May 16

Totals

	2015	2016
Civil	637	265
Criminal	1,662	942
Other	2,583	1,105
Total	4,882	2,312

Jan --- May Filings



1,879 2,312

2015 2016

Jan --- May Filings

	2015	2016	% Change	Trending
Civil	280	265	-5.4%	▼
Criminal	590	942	59.7%	▲
Other	1,009	1,105	9.5%	▲
Total	1,879	2,312	23.0%	▲

	Jan	Feb	Mar	Apr	May	Jun	Jul	Aug	Sep	Oct	Nov	Dec	Thru May	% Change	Trending	Total
2015	355	325	439	493	267	375	383	429	395	402	332	687	1,879			4,882
2016	407	546	467	400	492	-	-	-	-	-	-	-	2,312	23.0%	▲	2,312

			Jan	Feb	Mar	Apr	May	Jun	Jul	Aug	Sep	Oct	Nov	Dec	Thru May	% Change	Trending	Total
Civil	Administrative Law	2015	1	-	-	-	-	-	3	1	-	-	-	-	1			5
		2016	1	1	-	-	-	-	-	-	-	-	-	-	2	100.0%	▲	2
	Contested Divorce	2015	10	11	12	12	7	8	9	9	9	8	9	7	52			111
		2016	6	5	5	4	10	-	-	-	-	-	-	-	30	-42.3%	▼	30
	Domestic and Family - Level 1	2015	-	3	9	5	7	7	7	6	3	-	5	4	24			56
		2016	4	11	4	3	10	-	-	-	-	-	-	-	32	33.3%	▲	32
	Domestic and Family - Level 2	2015	2	1	4	3	-	3	3	3	2	3	1	2	10			27
		2016	1	4	4	2	2	-	-	-	-	-	-	-	13	30.0%	▲	13
	General Civil - Level 1	2015	-	4	-	1	-	1	1	1	-	1	-	-	5			9
		2016	-	1	2	1	1	-	-	-	-	-	-	-	5	0.0%	↔	5
	General Civil - Level 2	2015	5	5	18	14	10	16	8	13	17	10	6	8	52			130
		2016	5	15	8	10	13	-	-	-	-	-	-	-	51	-1.9%	▼	51
	General Civil - Level 3	2015	4	5	5	5	-	6	6	7	1	1	5	2	19			47
		2016	2	4	4	3	4	-	-	-	-	-	-	-	17	-10.5%	▼	17
	Probates/Wills and Trusts - Level 1	2015	-	-	-	-	-	-	1	-	-	-	-	1	0			2
		2016	3	-	-	-	-	-	-	-	-	-	-	-	3	0.0%	↔	3
	Probates/Wills and Trusts - Level 2	2015	4	3	4	3	1	3	-	2	1	4	1	2	15			28
		2016	4	5	3	3	5	-	-	-	-	-	-	-	20	33.3%	▲	20
Criminal	Uncontested Divorce	2015	15	18	18	30	21	19	17	19	7	22	17	19	102			222
		2016	15	20	20	17	20	-	-	-	-	-	-	-	92	-9.8%	▼	92
	Misdemeanor	2015	25	28	31	39	18	46	31	43	35	36	24	29	141			385
		2016	28	57	45	33	50	-	-	-	-	-	-	-	213	51.1%	▲	213
	Non-Capital Felonies and Related Matters	2015	110	43	97	122	57	75	113	163	106	114	82	133	429			1,215
		2016	89	172	112	126	186	-	-	-	-	-	-	-	685	59.7%	▲	685
	Other Criminally Related Matters	2015	3	3	4	6	4	7	4	3	8	7	6	7	20			62
		2016	3	11	14	9	7	-	-	-	-	-	-	-	44	120.0%	▲	44
	Miscellaneous	2015	152	134	144	158	98	134	139	122	169	140	154	308	686			1,852
		2016	198	168	185	170	146	-	-	-	-	-	-	-	867	26.4%	▲	867
Other	Other	2015	24	67	93	95	44	50	41	37	37	56	22	165	323			731
		2016	48	72	61	19	38	-	-	-	-	-	-	-	238	-26.3%	▼	238

Court: Pulaski Circuit

Start/End Date: Jan-15 / May-16

2015 Average Month: 238

Jan-May 2015: 1,151

Filings Trending: Upward ▲

Circuit/Court ID: 27

227155

Type of Case: Filings

2016 Average Month:322

Jan-May 2016 : 1,610

Overall AVG. Month: 263

Monthly Filings Summary

Jan 15-May 16

Totals

	2015	2016
Civil	373	143
Criminal	1,212	899
Other	1,273	568
Total	2,858	1,610

Jan --- May Filings

1,151 2015

1,610 2016

Jan --- May Filings

	2015	2016	% Change	Trending
Civil	176	143	-18.8%	▼
Criminal	513	899	75.2%	▲
Other	462	568	22.9%	▲
Total	1,151	1,610	39.9%	▲

	Jan	Feb	Mar	Apr	May	Jun	Jul	Aug	Sep	Oct	Nov	Dec	Thru May	% Change	Trending	Total
2015	263	202	231	272	183	196	247	196	227	312	185	344	1,151			2,858
2016	394	279	274	341	322	-	-	-	-	-	-	-	1,610	39.9%	▲	1,610

			Jan	Feb	Mar	Apr	May	Jun	Jul	Aug	Sep	Oct	Nov	Dec	Thru May	% Change	Trending	Total
Civil	Administrative Law	2016	-	-	1	-	-	-	-	-	-	-	-	-	1			1
	Contested Divorce	2015	5	6	12	5	6	3	8	3	2	1	4	2	34			57
		2016	6	2	6	2	4	-	-	-	-	-	-	-	20	-41.2%	▼	20
	Domestic and Family - Level 1	2015	4	-	15	10	6	4	6	10	2	9	1	10	35			77
		2016	3	4	9	6	4	-	-	-	-	-	-	-	26	-25.7%	▼	26
	Domestic and Family - Level 2	2015	-	2	4	2	4	1	1	3	-	2	-	1	12			20
		2016	-	2	4	1	1	-	-	-	-	-	-	-	8	-33.3%	▼	8
	General Civil - Level 1	2015	1	-	1	-	-	1	1	-	-	-	-	-	2			4
		2016	1	-	1	1	-	-	-	-	-	-	-	-	3	50.0%	▲	3
	General Civil - Level 2	2015	6	5	5	3	6	9	4	6	1	3	5	5	25			58
		2016	2	4	4	7	3	-	-	-	-	-	-	-	20	-20.0%	▼	20
	General Civil - Level 3	2015	2	-	2	4	2	5	5	2	2	1	-	-	10			25
		2016	3	6	3	2	3	-	-	-	-	-	-	-	17	70.0%	▲	17
	Probates/Wills and Trusts	2015	-	-	-	-	-	-	-	1	-	-	-	-	0			1
	Probates/Wills and Trusts - Level 2	2015	-	1	3	1	-	2	-	-	-	3	-	-	5	0.0%	↔	10
		2016	1	-	-	3	1	-	-	-	-	-	-	-	5	0.0%	↔	5
Criminal	Protective Orders	2015	-	-	-	1	1	-	-	-	-	-	1	1	2			4
		2016	-	-	1	-	-	-	-	-	-	-	-	-	1	-50.0%	▼	1
	Uncontested Divorce	2015	3	11	15	11	11	13	16	3	12	11	8	3	51			117
		2016	3	18	10	2	9	-	-	-	-	-	-	-	42	-17.6%	▼	42
	Misdemeanor	2015	22	28	11	18	10	8	13	20	11	29	19	26	89			215
		2016	27	16	28	44	38	-	-	-	-	-	-	-	153	71.9%	▲	153
Other	Non-Capital Felonies and Related Matters	2015	132	47	53	86	63	63	95	52	75	114	50	71	381			901
		2016	230	67	61	184	169	-	-	-	-	-	-	-	711	86.6%	▲	711
	Other Criminally Related Matters	2015	7	5	9	18	4	4	9	10	10	1	10	9	43			96
		2016	5	7	7	7	9	-	-	-	-	-	-	-	35	-18.6%	▼	35
Other	Miscellaneous	2015	58	73	81	96	57	56	77	71	93	109	75	117	365			963
		2016	92	135	123	63	53	-	-	-	-	-	-	-	466	27.7%	▲	466
	Other	2015	23	24	20	17	13	27	12	15	19	29	12	99	97			310
		2016	21	18	16	19	28	-	-	-	-	-	-	-	102	5.2%	▲	102

Court: Wythe Circuit

Start/End Date: Jan-15 / May-16

2015 Average Month: 222

Jan-May 2015: 968

Filings Trending: Upward ▲

Circuit/Court ID: 27

227197


Type of Case: Filings

2016 Average Month:249

Jan-May 2016 : 1,247

Overall AVG. Month: 230

Monthly Filings Summary




Jan 15-May 16

Totals

	2015	2016
Civil	358	129
Criminal	1,317	607
Other	984	511
Total	2,659	1,247

Jan --- May Filings



968 1,247

2015 2016

Jan --- May Filings

	2015	2016	% Change	Trending
Civil	158	129	-18.4%	▼
Criminal	446	607	36.1%	▲
Other	364	511	40.4%	▲
Total	968	1,247	28.8%	▲

	Jan	Feb	Mar	Apr	May	Jun	Jul	Aug	Sep	Oct	Nov	Dec	Thru May	% Change	Trending	Total
2015	222	165	191	250	140	209	210	164	406	233	191	278	968			2,659
2016	270	203	241	341	192	-	-	-	-	-	-	-	1,247	28.8%	▲	1,247

			Jan	Feb	Mar	Apr	May	Jun	Jul	Aug	Sep	Oct	Nov	Dec	Thru May	% Change	Trending	Total
Civil	Administrative Law	2015	-	-	-	-	-	1	1	-	-	-	-	-	0			2
	Contested Divorce	2015	2	4	6	3	5	3	2	1	2	5	2	1	20	0.0%	↔	36
		2016	3	8	5	4	3	-	-	-	-	-	-	-	23	15.0%	▲	23
	Domestic and Family - Level 1	2015	6	4	2	4	4	12	6	14	11	4	4	6	20			77
		2016	2	1	5	7	4	-	-	-	-	-	-	-	19	-5.0%	▼	19
	Domestic and Family - Level 2	2015	5	3	1	1	2	2	2	2	2	2	2	3	12			27
		2016	1	-	1	3	1	-	-	-	-	-	-	-	6	-50.0%	▼	6
	General Civil - Level 1	2015	-	-	-	1	1	-	-	-	-	-	-	1	2			3
	General Civil - Level 2	2015	4	-	8	9	5	4	4	3	4	4	6	2	26			53
		2016	4	4	4	-	4	-	-	-	-	-	-	-	16	-38.5%	▼	16
	General Civil - Level 3	2015	9	10	8	-	6	3	6	3	1	3	7	3	33			59
		2016	4	2	2	1	5	-	-	-	-	-	-	-	14	-57.6%	▼	14
	Probates/Wills and Trusts	2015	-	-	-	-	-	-	-	-	-	1	-	-	0			1
	Probates/Wills and Trusts - Level 2	2015	1	1	1	1	-	-	3	-	-	-	3	-	4	0.0%	↔	10
		2016	2	1	-	1	1	-	-	-	-	-	-	-	5	25.0%	▲	5
Criminal	Uncontested Divorce	2015	7	7	9	7	11	4	9	10	13	3	5	5	41			90
		2016	6	8	15	9	8	-	-	-	-	-	-	-	46	12.2%	▲	46
	Misdemeanor	2015	9	7	7	26	9	13	9	12	10	10	8	17	58			137
		2016	9	12	12	16	14	-	-	-	-	-	-	-	63	8.6%	▲	63
Other	Non-Capital Felonies and Related Matters	2015	102	42	39	128	37	94	88	51	252	101	72	77	348			1,083
		2016	104	40	68	224	79	-	-	-	-	-	-	-	515	48.0%	▲	515
	Other Criminally Related Matters	2015	5	8	11	12	4	8	9	5	9	5	7	14	40			97
		2016	3	4	6	6	10	-	-	-	-	-	-	-	29	-27.5%	▼	29
Other	Miscellaneous	2015	71	78	96	58	56	57	70	59	94	95	71	148	359			953
		2016	127	123	115	70	61	-	-	-	-	-	-	-	496	38.2%	▲	496
	Other	2015	1	1	3	-	-	8	1	4	8	-	4	1	5			31
		2016	5	-	8	-	2	-	-	-	-	-	-	-	15	200.0%	▲	15

Court: Radford Circuit

Start/End Date: Jan-15 / May-16

2015 Average Month: 89

Jan-May 2015: 332

Filings Trending: Upward ▲

Circuit/Court ID: 27

227750


Type of Case: Filings

2016 Average Month:92

Jan-May 2016 : 459

Overall AVG. Month: 90

Monthly Filings Summary

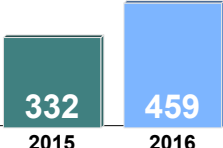


Jan 15-May 16

Totals

	2015	2016
Civil	71	62
Criminal	729	255
Other	272	142
Total	1,072	459

Jan --- May Filings



332 459

2015 2016

Jan --- May Filings

	2015	2016	% Change	Trending
Civil	35	62	77.1%	▲
Criminal	200	255	27.5%	▲
Other	97	142	46.4%	▲
Total	332	459	38.3%	▲

	Jan	Feb	Mar	Apr	May	Jun	Jul	Aug	Sep	Oct	Nov	Dec	Thru May	% Change	Trending	Total
2015	39	63	119	43	68	248	48	64	94	58	39	189	332			1,072
2016	70	94	183	50	62	-	-	-	-	-	-	-	459	38.3%	▲	459

			Jan	Feb	Mar	Apr	May	Jun	Jul	Aug	Sep	Oct	Nov	Dec	Thru May	% Change	Trending	Total
Civil	Administrative Law	2015	-	-	-	-	-	-	1	-	-	-	-	-	0			1
	Contested Divorce	2015	-	-	1	-	-	-	-	-	1	-	1	1	1	0.0%	↔	4
		2016	-	-	1	-	1	-	-	-	-	-	-	-	2	100.0%	▲	2
	Domestic and Family - Level 1	2015	5	-	6	4	-	2	3	-	-	-	-	4	15			24
		2016	-	2	-	2	4	-	-	-	-	-	-	-	8	-46.7%	▼	8
	Domestic and Family - Level 2	2015	-	2	-	-	-	-	-	-	-	1	-	1	2			4
		2016	-	1	-	-	-	-	-	-	-	-	-	-	1	-50.0%	▼	1
	General Civil - Level 1	2015	-	-	-	1	-	-	-	-	-	-	-	-	1			1
	General Civil - Level 2	2015	-	4	1	-	1	-	-	2	-	-	1	-	6			9
		2016	2	1	3	-	2	-	-	-	-	-	-	-	8	33.3%	▲	8
	General Civil - Level 3	2015	-	-	-	1	-	1	-	-	3	1	2	2	1			10
		2016	20	10	1	-	3	-	-	-	-	-	-	-	34	3,300.0%	▲	34
Criminal	Probates/Wills and Trusts - Level 2	2015	-	-	1	-	-	1	-	-	-	-	-	-	1			2
		2016	-	-	1	-	-	-	-	-	-	-	-	-	1	0.0%	↔	1
	Uncontested Divorce	2015	1	3	1	2	1	2	1	-	2	1	1	1	8			16
		2016	3	1	1	2	1	-	-	-	-	-	-	-	8	0.0%	↔	8
Criminal	Misdemeanor	2015	2	6	11	6	6	8	4	9	18	14	3	19	31			106
		2016	9	4	9	8	12	-	-	-	-	-	-	-	42	35.5%	▲	42
	Non-Capital Felonies and Related Matters	2015	8	25	69	5	46	212	4	18	47	19	4	120	153			577
		2016	11	39	127	13	10	-	-	-	-	-	-	-	200	30.7%	▲	200
Other	Other Criminally Related Matters	2015	6	3	5	2	-	3	3	4	3	6	5	6	16			46
		2016	1	2	5	-	5	-	-	-	-	-	-	-	13	-18.8%	▼	13
	Miscellaneous	2015	17	20	24	21	14	19	32	31	18	16	22	35	96			269
		2016	24	34	35	25	23	-	-	-	-	-	-	-	141	46.9%	▲	141
Other	Other	2015	-	-	-	1	-	-	-	-	2	-	-	-	1			3
		2016	-	-	-	-	1	-	-	-	-	-	-	-	1	0.0%	↔	1

Court: Smyth Circuit

Start/End Date: Jan-15 / May-16

2015 Average Month: 217

Jan-May 2015: 1,003

Filings Trending: Upward ▲

Circuit/Court ID: 28

228173


Type of Case: Filings

2016 Average Month:425

Jan-May 2016 : 2,126

Overall AVG. Month: 278

Monthly Filings Summary

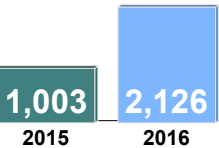


Jan 15-May 16

Totals

	2015	2016
Civil	283	133
Criminal	1,086	472
Other	1,236	1,521
Total	2,605	2,126

Jan --- May Filings



2015 2016

Jan --- May Filings

	2015	2016	% Change	Trending
Civil	123	133	8.1%	▲
Criminal	446	472	5.8%	▲
Other	434	1,521	250.5%	▲
Total	1,003	2,126	112.0%	▲

	Jan	Feb	Mar	Apr	May	Jun	Jul	Aug	Sep	Oct	Nov	Dec	Thru May	% Change	Trending	Total
2015	176	191	273	168	195	215	167	217	295	185	170	353	1,003			2,605
2016	601	428	496	386	215	-	-	-	-	-	-	-	2,126	112.0%	▲	2,126

			Jan	Feb	Mar	Apr	May	Jun	Jul	Aug	Sep	Oct	Nov	Dec	Thru May	% Change	Trending	Total
Civil	Administrative Law	2015	-	-	-	-	1	-	2	-	-	-	-	2	1			5
	Contested Divorce	2015	6	4	3	3	7	2	4	3	3	-	2	9	23			46
		2016	6	1	7	3	3	-	-	-	-	-	-	-	20	-13.0%	▼	20
	Domestic and Family - Level 1	2015	1	-	3	4	3	5	-	1	-	4	1	1	11			23
		2016	-	-	9	-	4	-	-	-	-	-	-	-	13	18.2%	▲	13
	Domestic and Family - Level 2	2015	-	5	2	3	2	1	3	3	6	-	5	2	12			32
		2016	-	5	4	6	8	-	-	-	-	-	-	-	23	91.7%	▲	23
	General Civil - Level 1	2015	1	-	-	-	1	-	1	-	1	-	-	3	2			7
		2016	-	2	1	1	-	-	-	-	-	-	-	-	4	100.0%	▲	4
	General Civil - Level 2	2015	1	1	4	1	3	5	3	2	2	2	2	3	10			29
		2016	4	4	4	1	2	-	-	-	-	-	-	-	15	50.0%	▲	15
	General Civil - Level 3	2015	2	5	2	3	4	2	3	1	5	3	5	4	16			39
		2016	1	4	6	-	1	-	-	-	-	-	-	-	12	-25.0%	▼	12
	Probates/Wills and Trusts	2015	-	-	-	-	-	-	-	-	1	-	-	-	0			1
Criminal	Probates/Wills and Trusts - Level 2	2015	-	-	3	-	-	1	2	2	1	2	-	-	3	0.0%	↔	11
		2016	1	2	-	-	3	-	-	-	-	-	-	-	6	100.0%	▲	6
	Protective Orders	2015	-	-	-	-	-	-	1	-	-	-	-	-	0			1
	Uncontested Divorce	2015	10	8	8	12	7	6	5	9	9	4	5	6	45	0.0%	↔	89
		2016	4	17	9	5	5	-	-	-	-	-	-	-	40	-11.1%	▼	40
	Misdemeanor	2015	12	14	17	20	19	7	7	47	29	8	14	11	82			205
Other		2016	7	20	16	6	17	-	-	-	-	-	-	-	66	-19.5%	▼	66
	Non-Capital Felonies and Related Matters	2015	64	59	107	34	83	75	46	85	141	54	45	60	347			853
		2016	39	98	158	48	53	-	-	-	-	-	-	-	396	14.1%	▲	396
	Other Criminally Related Matters	2015	3	2	3	3	6	1	2	4	-	-	2	2	17			28
		2016	2	1	2	3	2	-	-	-	-	-	-	-	10	-41.2%	▼	10
	Miscellaneous	2015	54	64	60	64	34	65	50	42	61	86	61	91	276			732
Other		2016	119	109	81	72	49	-	-	-	-	-	-	-	430	55.8%	▲	430
	Other	2015	22	29	61	21	25	45	38	18	36	22	28	159	158			504
		2016	418	165	199	241	68	-	-	-	-	-	-	-	1,091	590.5%	▲	1,091

Court: Washington Circuit

Start/End Date: Jan-15 / May-16

2015 Average Month: 288

Jan-May 2015: 1,414

Filings Trending: Upward ▲

Circuit/Court ID: 28

228191


Type of Case: Filings

2016 Average Month:367

Jan-May 2016 : 1,837

Overall AVG. Month: 311

Monthly Filings Summary




Jan 15-May 16

Totals

	2015	2016
Civil	424	193
Criminal	1,476	850
Other	1,553	794
Total	3,453	1,837

Jan --- May Filings



1,414 2015 1,837 2016

Jan --- May Filings

	2015	2016	% Change	Trending
Civil	201	193	-4.0%	▼
Criminal	692	850	22.8%	▲
Other	521	794	52.4%	▲
Total	1,414	1,837	29.9%	▲

	Jan	Feb	Mar	Apr	May	Jun	Jul	Aug	Sep	Oct	Nov	Dec	Thru May	% Change	Trending	Total
2015	384	188	291	358	193	223	369	194	266	331	227	429	1,414			3,453
2016	410	386	339	436	266	-	-	-	-	-	-	-	1,837	29.9%	▲	1,837

			Jan	Feb	Mar	Apr	May	Jun	Jul	Aug	Sep	Oct	Nov	Dec	Thru May	% Change	Trending	Total
Civil	Administrative Law	2015	-	-	-	-	-	1	-	3	-	-	-	-	0			4
		2016	-	1	4	-	-	-	-	-	-	-	-	-	5	0.0%	↔	5
	Contested Divorce	2015	6	3	4	2	4	5	6	2	9	3	4	1	19			49
		2016	4	3	9	7	6	-	-	-	-	-	-	-	29	52.6%	▲	29
	Domestic and Family - Level 1	2015	-	3	9	5	3	2	3	2	-	7	1	-	20			35
		2016	2	-	3	2	1	-	-	-	-	-	-	-	8	-60.0%	▼	8
	Domestic and Family - Level 2	2015	3	2	1	5	4	4	4	2	-	2	4	1	15			32
		2016	-	3	6	4	2	-	-	-	-	-	-	-	15	0.0%	↔	15
	General Civil - Level 1	2015	2	-	1	-	1	1	-	-	1	2	1	-	4			9
		2016	-	-	1	-	1	-	-	-	-	-	-	-	2	-50.0%	▼	2
	General Civil - Level 2	2015	9	4	4	6	6	6	10	4	7	7	3	5	29			71
		2016	3	3	3	3	5	-	-	-	-	-	-	-	17	-41.4%	▼	17
	General Civil - Level 3	2015	6	9	6	6	5	6	4	6	4	5	4	5	32			66
		2016	4	2	7	4	4	-	-	-	-	-	-	-	21	-34.4%	▼	21
	Probates/Wills and Trusts	2015	-	-	-	-	-	-	1	1	-	-	-	-	0			2
	Probates/Wills and Trusts - Level 2	2015	1	1	1	-	3	-	-	1	2	-	-	1	6	0.0%	↔	10
		2016	1	3	4	3	2	-	-	-	-	-	-	-	13	116.7%	▲	13
Criminal	Protective Orders	2015	-	1	-	1	-	-	1	-	-	-	-	-	2			3
		2016	1	-	-	1	-	-	-	-	-	-	-	-	2	0.0%	↔	2
	Uncontested Divorce	2015	12	15	21	14	12	15	11	11	13	5	6	8	74			143
		2016	15	19	17	17	13	-	-	-	-	-	-	-	81	9.5%	▲	81
	Misdemeanor	2015	22	5	11	32	9	11	20	20	13	22	9	17	79			191
		2016	36	26	18	18	25	-	-	-	-	-	-	-	123	55.7%	▲	123
	Non-Capital Felonies and Related Matters	2015	203	47	92	170	56	68	171	28	77	132	69	82	568			1,195
		2016	124	115	95	225	116	-	-	-	-	-	-	-	675	18.8%	▲	675
	Other Criminally Related Matters	2015	15	12	3	15	-	11	5	1	8	14	3	3	45			90
		2016	34	8	6	3	1	-	-	-	-	-	-	-	52	15.6%	▲	52
Other	Miscellaneous	2015	103	85	133	102	88	92	133	113	132	132	123	306	511			1,542
		2016	185	202	165	149	90	-	-	-	-	-	-	-	791	54.8%	▲	791
	Other	2015	2	1	5	-	2	1	-	-	-	-	-	-	10			11
		2016	1	1	1	-	-	-	-	-	-	-	-	-	3	-70.0%	▼	3

Court: Bristol Circuit

Start/End Date: Jan-15 / May-16

2015 Average Month: 174

Jan-May 2015: 957

Filings Trending: Upward ▲

Circuit/Court ID: 28

228520


Type of Case: Filings

2016 Average Month:205

Jan-May 2016 : 1,025

Overall AVG. Month: 183

Monthly Filings Summary

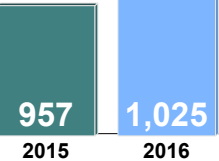


Jan 15-May 16

Totals

	2015	2016
Civil	191	92
Criminal	1,193	608
Other	705	325
Total	2,089	1,025

Jan --- May Filings



957 1,025

2015 2016

Jan --- May Filings

	2015	2016	% Change	Trending
Civil	90	92	2.2%	▲
Criminal	577	608	5.4%	▲
Other	290	325	12.1%	▲
Total	957	1,025	7.1%	▲

	Jan	Feb	Mar	Apr	May	Jun	Jul	Aug	Sep	Oct	Nov	Dec	Thru May	% Change	Trending	Total
2015	124	224	163	161	285	168	129	159	179	179	161	157	957			2,089
2016	220	291	178	180	156	-	-	-	-	-	-	-	1,025	7.1%	▲	1,025

			Jan	Feb	Mar	Apr	May	Jun	Jul	Aug	Sep	Oct	Nov	Dec	Thru May	% Change	Trending	Total
Civil	Administrative Law	2015	-	-	1	2	-	-	-	-	-	-	-	-	3			3
		2016	-	1	-	-	-	-	-	-	-	-	-	-	1	-66.7%	▼	1
	Contested Divorce	2015	5	1	6	1	2	2	3	2	2	3	5	2	15			34
		2016	1	5	1	1	2	-	-	-	-	-	-	-	10	-33.3%	▼	10
	Domestic and Family - Level 1	2015	1	2	-	-	1	5	1	7	-	-	4	-	4			21
		2016	8	1	2	2	-	-	-	-	-	-	-	-	13	225.0%	▲	13
	Domestic and Family - Level 2	2015	1	-	-	3	1	1	-	1	-	-	1	1	5			9
		2016	-	2	-	1	-	-	-	-	-	-	-	-	3	-40.0%	▼	3
	General Civil - Level 1	2015	-	-	-	1	-	1	-	1	-	-	-	-	1			3
		2016	1	1	-	-	1	-	-	-	-	-	-	-	3	200.0%	▲	3
	General Civil - Level 2	2015	1	5	4	5	4	-	4	4	5	1	2	3	19			38
		2016	4	4	4	4	1	-	-	-	-	-	-	-	17	-10.5%	▼	17
	General Civil - Level 3	2015	1	1	2	4	1	1	1	-	2	2	2	-	9			17
		2016	3	1	3	4	2	-	-	-	-	-	-	-	13	44.4%	▲	13
Criminal	Probates/Wills and Trusts - Level 2	2015	-	-	1	1	-	1	-	1	-	-	-	-	2			4
		2016	-	-	-	1	-	-	-	-	-	-	-	-	1	-50.0%	▼	1
	Protective Orders	2016	1	-	-	-	-	-	-	-	-	-	-	-	1			1
		2015	2	4	10	8	8	4	5	1	4	7	7	2	32			62
	Uncontested Divorce	2016	4	5	13	5	3	-	-	-	-	-	-	-	30	-6.3%	▼	30
		2015	7	8	25	5	15	6	12	6	23	17	13	7	60			144
	Misdemeanor	2016	34	28	14	16	28	-	-	-	-	-	-	-	120	100.0%	▲	120
		2015	51	114	62	85	194	79	51	76	95	91	53	78	506			1,029
	Non-Capital Felonies and Related Matters	2016	72	162	75	87	83	-	-	-	-	-	-	-	479	-5.3%	▼	479
		2015	3	1	1	3	3	1	2	1	-	3	1	1	11			20
	Other Criminally Related Matters	2016	2	-	3	3	1	-	-	-	-	-	-	-	9	-18.2%	▼	9
		2015	35	28	33	29	31	42	37	33	36	40	47	49	156			440
	Miscellaneous	2016	62	63	48	33	32	-	-	-	-	-	-	-	238	52.6%	▲	238
		2015	17	60	18	14	25	25	13	26	12	15	26	14	134			265
Other	Other	2016	28	18	15	23	3	-	-	-	-	-	-	-	87	-35.1%	▼	87

Court: Buchanan Circuit

Start/End Date: Jan-15 / May-16

2015 Average Month: 213

Jan-May 2015: 983

Filings Trending: Upward ▲

Circuit/Court ID: 29

229027


Type of Case: Filings

2016 Average Month:209

Jan-May 2016 : 1,045

Overall AVG. Month: 212

Monthly Filings Summary

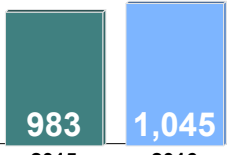


Jan 15-May 16

Totals

	2015	2016
Civil	268	121
Criminal	1,573	610
Other	718	314
Total	2,559	1,045

Jan --- May Filings



983 2015 1,045 2016

Jan --- May Filings

	2015	2016	% Change	Trending
Civil	87	121	39.1%	▲
Criminal	608	610	-	↔
Other	288	314	9.0%	▲
Total	983	1,045	6.3%	▲

	Jan	Feb	Mar	Apr	May	Jun	Jul	Aug	Sep	Oct	Nov	Dec	Thru May	% Change	Trending	Total
2015	288	70	128	375	122	113	248	108	522	259	155	171	983			2,559
2016	321	113	243	260	108	-	-	-	-	-	-	-	1,045	6.3%	▲	1,045

		Jan	Feb	Mar	Apr	May	Jun	Jul	Aug	Sep	Oct	Nov	Dec	Thru May	% Change	Trending	Total
Civil	Administrative Law	2016	-	-	1	-	-	-	-	-	-	-	-	1			1
	Contested Divorce	2015	2	3	5	1	2	6	-	3	2	2	1	11			27
		2016	4	3	3	2	1	-	-	-	-	-	-	13	18.2%	▲	13
	Domestic and Family - Level 1	2015	1	-	3	-	4	2	2	12	1	9	7	8			49
		2016	10	8	3	1	6	-	-	-	-	-	-	28	250.0%	▲	28
	Domestic and Family - Level 2	2015	1	-	-	3	1	3	5	1	2	-	1	5			18
		2016	2	-	2	3	2	-	-	-	-	-	-	9	80.0%	▲	9
	General Civil - Level 1	2015	-	1	3	-	-	1	-	-	1	-	1	4			7
		2016	1	-	-	-	-	-	-	-	-	-	-	1	-75.0%	▼	1
	General Civil - Level 2	2015	5	4	1	6	6	14	11	4	1	8	9	22			74
		2016	8	5	12	7	2	-	-	-	-	-	-	34	54.5%	▲	34
	General Civil - Level 3	2015	1	-	1	2	4	5	1	5	2	3	-	8			26
		2016	2	3	1	5	3	-	-	-	-	-	-	14	75.0%	▲	14
	Probates/Wills and Trusts - Level 1	2015	-	-	-	-	-	-	-	-	1	-	-	0			1
		2016	2	-	-	-	-	-	-	-	-	-	-	2	0.0%	↔	2
	Probates/Wills and Trusts - Level 2	2015	1	-	1	1	1	1	-	1	1	-	1	4			8
		2016	1	-	-	-	-	-	-	-	-	-	-	1	-75.0%	▼	1
Criminal	Protective Orders	2015	-	-	-	-	-	-	-	1	1	-	-	0			2
		2016	-	-	-	1	1	-	-	-	-	-	-	2	0.0%	↔	2
	Uncontested Divorce	2015	2	5	5	8	5	5	4	4	5	4	4	25			56
		2016	5	3	7	1	-	-	-	-	-	-	-	16	-36.0%	▼	16
	Capital Murder	2015	-	-	-	1	-	-	-	-	-	-	-	1			1
	Misdemeanor	2015	29	4	16	52	14	13	30	20	41	23	9	115			260
Other		2016	32	13	34	27	19	-	-	-	-	-	-	125	8.7%	▲	125
	Non-Capital Felonies and Related Matters	2015	192	13	8	218	39	13	127	20	401	113	56	470			1,265
		2016	164	13	112	135	34	-	-	-	-	-	-	458	-2.6%	▼	458
	Other Criminally Related Matters	2015	8	-	1	13	-	3	-	1	4	11	3	22			47
Other		2016	20	2	1	2	2	-	-	-	-	-	-	27	22.7%	▲	27
	Miscellaneous	2015	46	40	84	70	48	52	60	40	59	83	59	288			714
		2016	70	62	65	76	38	-	-	-	-	-	-	311	8.0%	▲	311
Other	Other	2015	-	-	-	-	-	-	-	1	-	1	1	0			4
		2016	-	1	2	-	-	-	-	-	-	-	-	3	0.0%	↔	3

Court: Dickenson Circuit

Start/End Date: Jan-15 / May-16

2015 Average Month: 113

Jan-May 2015: 595

Filings Trending: Downward ▼

Circuit/Court ID: 29

229051


Type of Case: Filings

2016 Average Month:103

Jan-May 2016 : 514

Overall AVG. Month: 110

Monthly Filings Summary



Jan 15-May 16

Totals

	2015	2016
Civil	176	73
Criminal	658	223
Other	519	218
Total	1,353	514

Jan --- May Filings

595

2015

514

2016

Jan --- May Filings

	2015	2016	% Change	Trending
Civil	68	73	7.4%	▲
Criminal	311	223	-28.3%	▼
Other	216	218	0.9%	▲
Total	595	514	-13.6%	▼

	Jan	Feb	Mar	Apr	May	Jun	Jul	Aug	Sep	Oct	Nov	Dec	Thru May	% Change	Trending	Total
2015	87	172	139	111	86	125	80	45	209	90	72	137	595			1,353
2016	64	83	211	105	51	-	-	-	-	-	-	-	514	-13.6%	▼	514

			Jan	Feb	Mar	Apr	May	Jun	Jul	Aug	Sep	Oct	Nov	Dec	Thru May	% Change	Trending	Total
Civil	Administrative Law	2015	-	-	-	-	-	-	-	-	-	-	-	1	0			1
	Contested Divorce	2015	-	1	2	2	2	1	2	2	3	3	1	2	7	0.0%	↔	21
		2016	1	1	2	3	3	-	-	-	-	-	-	-	10	42.9%	▲	10
	Domestic and Family - Level 1	2015	1	-	2	3	-	1	11	1	-	-	-	3	6			22
		2016	-	2	3	3	2	-	-	-	-	-	-	-	10	66.7%	▲	10
	Domestic and Family - Level 2	2015	3	2	5	1	3	3	1	1	1	4	4	3	14			31
		2016	-	3	1	3	4	-	-	-	-	-	-	-	11	-21.4%	▼	11
	General Civil - Level 1	2016	-	-	1	-	-	-	-	-	-	-	-	-	1			1
	General Civil - Level 2	2015	-	-	4	2	2	2	3	2	3	2	1	4	8			25
		2016	1	1	3	3	1	-	-	-	-	-	-	-	9	12.5%	▲	9
	General Civil - Level 3	2015	-	1	3	-	-	-	2	-	2	1	1	-	4			10
		2016	1	4	3	1	-	-	-	-	-	-	-	-	9	125.0%	▲	9
	Probates/Wills and Trusts - Level 1	2015	-	-	-	-	-	-	1	-	-	-	-	-	0			1
		2016	-	-	-	1	-	-	-	-	-	-	-	-	1	0.0%	↔	1
	Probates/Wills and Trusts - Level 2	2015	1	-	2	-	-	-	2	2	-	-	-	2	3			9
		2016	-	-	1	-	-	-	-	-	-	-	-	-	1	-66.7%	▼	1
Criminal	Protective Orders	2015	1	-	-	-	-	-	-	-	-	-	-	-	1			1
		2016	-	-	-	-	1	-	-	-	-	-	-	-	1	0.0%	↔	1
	Uncontested Divorce	2015	6	4	4	5	6	5	2	4	7	8	4	-	25			55
		2016	3	3	4	6	4	-	-	-	-	-	-	-	20	-20.0%	▼	20
	Capital Murder	2016	-	-	11	-	-	-	-	-	-	-	-	-	11			11
	Misdemeanor	2015	8	1	12	14	1	23	2	2	6	4	6	5	36			84
Other		2016	-	5	5	7	-	-	-	-	-	-	-	-	17	-52.8%	▼	17
	Non-Capital Felonies and Related Matters	2015	34	122	55	30	34	36	13	2	150	22	15	61	275			574
		2016	11	5	121	47	9	-	-	-	-	-	-	-	193	-29.8%	▼	193
	Other Criminally Related M	2016	-	1	1	-	-	-	-	-	-	-	-	-	2			2
	Miscellaneous	2015	30	25	38	50	27	41	33	19	24	36	34	46	170			403
		2016	38	48	41	28	25	-	-	-	-	-	-	-	180	5.9%	▲	180
Other	Other	2015	3	16	12	4	11	13	8	10	13	10	6	10	46			116
		2016	9	10	14	3	2	-	-	-	-	-	-	-	38	-17.4%	▼	38

Court: Russell Circuit

Start/End Date: Jan-15 / May-16

2015 Average Month: 241

Jan-May 2015: 1,220

Filings Trending: Upward ▲

Circuit/Court ID: 29

229167

Type of Case: Filings

2016 Average Month:401

Jan-May 2016 : 2,007

Overall AVG. Month: 288

Monthly Filings Summary

Jan 15-May 16

Totals

	2015	2016
Civil	377	174
Criminal	1,339	787
Other	1,177	1,046
Total	2,893	2,007

Jan --- May Filings

1,220 2,007

2015 2016

Jan --- May Filings

	2015	2016	% Change	Trending
Civil	159	174	9.4%	▲
Criminal	627	787	25.5%	▲
Other	434	1,046	141.0%	▲
Total	1,220	2,007	64.5%	▲

	Jan	Feb	Mar	Apr	May	Jun	Jul	Aug	Sep	Oct	Nov	Dec	Thru May	% Change	Trending	Total
2015	221	244	200	229	326	160	162	230	236	188	298	399	1,220			2,893
2016	271	584	456	341	355	-	-	-	-	-	-	-	2,007	64.5%	▲	2,007

			Jan	Feb	Mar	Apr	May	Jun	Jul	Aug	Sep	Oct	Nov	Dec	Thru May	% Change	Trending	Total
Civil	Administrative Law	2015	-	-	1	1	-	-	-	1	-	1	-	-	2			4
		2016	-	-	-	1	-	-	-	-	-	-	-	-	1	-50.0%	▼	1
	Contested Divorce	2015	3	8	5	8	4	4	1	4	4	2	5	4	28			52
		2016	3	4	3	5	2	-	-	-	-	-	-	-	17	-39.3%	▼	17
	Domestic and Family - Level 1	2015	10	7	-	6	-	-	10	3	-	3	1	3	23			43
		2016	-	13	9	18	2	-	-	-	-	-	-	-	42	82.6%	▲	42
	Domestic and Family - Level 2	2015	1	1	3	5	2	6	2	1	5	3	-	1	12			30
		2016	1	-	5	3	5	-	-	-	-	-	-	-	14	16.7%	▲	14
	General Civil - Level 1	2015	-	-	-	1	2	3	-	-	-	-	1	-	3			7
		2016	1	-	1	-	-	-	-	-	-	-	-	-	2	-33.3%	▼	2
	General Civil - Level 2	2015	7	3	3	4	9	2	2	7	6	9	4	5	26			61
		2016	9	4	4	7	1	-	-	-	-	-	-	-	25	-3.8%	▼	25
	General Civil - Level 3	2015	4	1	-	3	3	2	4	1	10	5	8	8	11			49
		2016	4	2	2	5	4	-	-	-	-	-	-	-	17	54.5%	▲	17
	Probates/Wills and Trusts - Level 1	2015	-	-	-	-	1	-	-	-	-	-	-	-	1			1
		2016	-	1	-	-	1	-	-	-	-	-	-	-	2	100.0%	▲	2
	Probates/Wills and Trusts - Level 2	2015	2	1	1	3	3	-	1	2	-	-	2	-	10			15
		2016	1	4	-	1	1	-	-	-	-	-	-	-	7	-30.0%	▼	7
Criminal	Protective Orders	2015	-	-	-	-	-	-	-	-	-	-	3	1	0			4
		2016	-	-	1	-	-	-	-	-	-	-	-	-	1	0.0%	↔	1
	Uncontested Divorce	2015	15	9	8	6	5	11	9	9	9	9	13	8	43			111
		2016	5	13	9	14	5	-	-	-	-	-	-	-	46	7.0%	▲	46
	Misdemeanor	2015	20	20	20	9	43	3	11	19	11	8	20	58	112			242
		2016	7	12	14	15	26	-	-	-	-	-	-	-	74	-33.9%	▼	74
	Non-Capital Felonies and Related Matters	2015	80	121	65	79	157	43	45	115	64	47	122	127	502			1,065
		2016	80	297	132	89	100	-	-	-	-	-	-	-	698	39.0%	▲	698
	Other Criminally Related Matters	2015	2	3	7	1	-	2	3	1	6	4	3	-	13			32
		2016	3	4	2	5	1	-	-	-	-	-	-	-	15	15.4%	▲	15
Other	Miscellaneous	2015	60	58	47	67	53	52	56	51	75	74	67	139	285			799
		2016	109	118	107	80	85	-	-	-	-	-	-	-	499	75.1%	▲	499
	Other	2015	17	12	40	36	44	32	18	16	46	23	49	45	149			378
		2016	48	112	167	98	122	-	-	-	-	-	-	-	547	267.1%	▲	547

Court: Tazewell Circuit

Start/End Date: Jan-15 / May-16

2015 Average Month: 484

Jan-May 2015: 2,839

Filings Trending: Steady ↔

Circuit/Court ID: 29

229185


Type of Case: Filings

2016 Average Month:561

Jan-May 2016 : 2,805

Overall AVG. Month: 507

Monthly Filings Summary



Jan 15-May 16

Totals

	2015	2016
Civil	469	252
Criminal	3,964	1,806
Other	1,378	747
Total	5,811	2,805

Jan --- May Filings

2,839

2,805

2015

2016

Jan --- May Filings

	2015	2016	% Change	Trending
Civil	200	252	26.0%	▲
Criminal	2,049	1,806	-11.9%	▼
Other	590	747	26.6%	▲
Total	2,839	2,805	-1.2%	▼

	Jan	Feb	Mar	Apr	May	Jun	Jul	Aug	Sep	Oct	Nov	Dec	Thru May	% Change	Trending	Total
2015	426	985	721	277	430	308	721	348	380	374	529	312	2,839			5,811
2016	482	363	582	681	697	-	-	-	-	-	-	-	2,805	-1.2%	▼	2,805

			Jan	Feb	Mar	Apr	May	Jun	Jul	Aug	Sep	Oct	Nov	Dec	Thru May	% Change	Trending	Total
Civil	Administrative Law	2015	-	-	-	-	-	-	2	2	-	-	1	2	0			7
		2016	1	-	1	1	-	-	-	-	-	-	-	-	3	0.0%	↔	3
	Contested Divorce	2015	5	8	5	10	1	4	4	9	7	12	4	5	29			74
		2016	8	12	4	10	7	-	-	-	-	-	-	-	41	41.4%	▲	41
	Domestic and Family - Level 1	2015	1	6	24	4	1	2	2	1	7	13	3	2	36			66
		2016	2	11	2	6	1	-	-	-	-	-	-	-	22	-38.9%	▼	22
	Domestic and Family - Level 2	2015	4	2	3	1	5	4	5	3	1	1	5	1	15			35
		2016	2	9	9	6	5	-	-	-	-	-	-	-	31	106.7%	▲	31
	General Civil - Level 1	2015	-	1	1	1	1	-	-	1	1	-	1	-	4			7
		2016	-	-	-	-	1	-	-	-	-	-	-	-	1	-75.0%	▼	1
	General Civil - Level 2	2015	10	3	6	13	5	5	7	5	2	6	6	4	37			72
		2016	4	5	7	11	10	-	-	-	-	-	-	-	37	0.0%	↔	37
	General Civil - Level 3	2015	-	3	-	1	-	6	5	4	5	1	6	2	4			33
		2016	5	4	4	3	5	-	-	-	-	-	-	-	21	425.0%	▲	21
	Probates/Wills and Trusts - Level 1	2015	-	-	-	-	-	1	1	-	-	-	1	1	0			4
		2016	-	-	-	1	-	-	-	-	-	-	-	-	1	0.0%	↔	1
	Probates/Wills and Trusts - Level 2	2015	4	3	5	6	1	1	3	1	-	6	1	-	19			31
		2016	4	-	3	3	2	-	-	-	-	-	-	-	12	-36.8%	▼	12
Criminal	Uncontested Divorce	2015	12	9	15	11	9	12	13	9	9	16	11	14	56			140
		2016	12	17	22	16	16	-	-	-	-	-	-	-	83	48.2%	▲	83
	Capital Murder	2015	-	-	-	-	-	-	-	-	-	1	-	-	0			1
		2016	-	-	-	-	-	-	-	-	-	-	-	-	-			-
	Misdemeanor	2015	73	54	124	32	86	35	142	62	45	26	98	17	369	0.0%	↔	794
		2016	83	26	79	62	141	-	-	-	-	-	-	-	391	6.0%	▲	391
	Non-Capital Felonies and Related Matters	2015	185	770	374	93	243	143	451	138	198	161	278	100	1,665			3,134
		2016	190	84	294	422	398	-	-	-	-	-	-	-	1,388	-16.6%	▼	1,388
	Other Criminally Related Matters	2015	5	5	2	2	1	-	4	2	3	3	7	1	15			35
		2016	2	3	1	11	10	-	-	-	-	-	-	-	27	80.0%	▲	27
Other	Miscellaneous	2015	124	111	155	98	74	84	76	100	97	124	99	148	562			1,290
		2016	163	181	149	124	94	-	-	-	-	-	-	-	711	26.5%	▲	711
	Other	2015	3	10	7	5	3	11	6	11	5	4	8	15	28			88
		2016	6	11	7	5	7	-	-	-	-	-	-	-	36	28.6%	▲	36

Court: Lee Circuit

Start/End Date: Jan-15 / May-16

2015 Average Month: 195

Jan-May 2015: 939

Filings Trending: Downward ▼

Circuit/Court ID: 30

230105


Type of Case: Filings

2016 Average Month: 173

Jan-May 2016 : 866

Overall AVG. Month: 189

Monthly Filings Summary



Jan 15-May 16

Totals

	2015	2016
Civil	257	107
Criminal	1,450	480
Other	633	279
Total	2,340	866

Jan --- May Filings

939

2015

866

2016

Jan --- May Filings

	2015	2016	% Change	Trending
Civil	105	107	1.9%	▲
Criminal	630	480	-23.8%	▼
Other	204	279	36.8%	▲
Total	939	866	-7.8%	▼

	Jan	Feb	Mar	Apr	May	Jun	Jul	Aug	Sep	Oct	Nov	Dec	Thru May	% Change	Trending	Total
2015	148	220	161	176	234	226	160	231	197	230	94	263	939			2,340
2016	176	199	163	151	177	-	-	-	-	-	-	-	866	-7.8%	▼	866

			Jan	Feb	Mar	Apr	May	Jun	Jul	Aug	Sep	Oct	Nov	Dec	Thru May	% Change	Trending	Total
Civil	Administrative Law	2016	1	-	-	-	-	-	-	-	-	-	-	-	1			1
	Contested Divorce	2015	5	2	3	4	3	2	5	2	1	2	1	-	17			30
		2016	1	3	4	5	2	-	-	-	-	-	-	-	15	-11.8%	▼	15
	Domestic and Family - Level 1	2015	2	7	1	-	2	13	4	6	-	-	-	1	12			36
		2016	1	-	-	1	-	-	-	-	-	-	-	-	2	-83.3%	▼	2
	Domestic and Family - Level 2	2015	-	3	2	4	2	2	2	2	4	4	-	1	11			26
		2016	2	4	5	3	7	-	-	-	-	-	-	-	21	90.9%	▲	21
	General Civil - Level 1	2015	-	-	1	3	-	1	1	-	1	-	-	1	4			8
	General Civil - Level 2	2015	4	5	3	4	2	4	1	3	-	2	4	4	18			36
		2016	1	3	2	5	1	-	-	-	-	-	-	-	12	-33.3%	▼	12
	General Civil - Level 3	2015	8	1	1	1	-	-	1	5	-	7	1	4	11			29
		2016	2	5	3	-	3	-	-	-	-	-	-	-	13	18.2%	▲	13
	Probates/Wills and Trusts	2015	-	-	-	-	-	-	-	-	-	-	1	1	0			2
	Probates/Wills and Trusts - Level 2	2015	-	-	2	1	2	1	2	8	1	1	2	6	5	0.0%	↔	26
Criminal		2016	2	4	-	4	1	-	-	-	-	-	-	-	11	120.0%	▲	11
	Protective Orders	2015	-	-	-	-	-	-	2	1	-	-	-	-	0			3
	Uncontested Divorce	2015	6	3	10	6	2	6	4	4	7	3	4	6	27	0.0%	↔	61
		2016	6	10	6	3	7	-	-	-	-	-	-	-	32	18.5%	▲	32
Criminal	Misdemeanor	2015	15	19	23	39	39	42	18	40	37	35	16	37	135			360
		2016	17	16	14	17	23	-	-	-	-	-	-	-	87	-35.6%	▼	87
	Non-Capital Felonies and Related Matters	2015	54	137	52	73	135	98	53	112	59	91	15	84	451			963
		2016	63	91	47	62	88	-	-	-	-	-	-	-	351	-22.2%	▼	351
Other	Other Criminally Related Matters	2015	3	7	13	7	14	11	13	7	20	9	11	12	44			127
		2016	21	5	5	10	1	-	-	-	-	-	-	-	42	-4.5%	▼	42
	Miscellaneous	2015	51	36	50	34	32	46	54	41	66	75	39	106	203			630
		2016	59	58	77	40	44	-	-	-	-	-	-	-	278	36.9%	▲	278
Other	Other	2015	-	-	-	-	1	-	-	-	1	1	-	-	1			3
		2016	-	-	-	1	-	-	-	-	-	-	-	-	1	0.0%	↔	1

Court: Scott Circuit

Start/End Date: Jan-15 / May-16

2015 Average Month: 224

Jan-May 2015: 1,076

Filings Trending: Upward ▲

Circuit/Court ID: 30

230169


Type of Case: Filings

2016 Average Month:235

Jan-May 2016 : 1,174

Overall AVG. Month: 227

Monthly Filings Summary

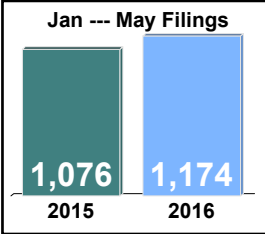


Jan 15-May 16

Totals

	2015	2016
Civil	241	129
Criminal	1,736	683
Other	711	362
Total	2,688	1,174

Jan --- May Filings



1,076 1,174

2015 2016

Jan --- May Filings

	2015	2016	% Change	Trending
Civil	105	129	22.9%	▲
Criminal	704	683	-3.0%	▼
Other	267	362	35.6%	▲
Total	1,076	1,174	9.1%	▲

	Jan	Feb	Mar	Apr	May	Jun	Jul	Aug	Sep	Oct	Nov	Dec	Thru May	% Change	Trending	Total
2015	110	150	349	300	167	177	195	191	361	350	155	183	1,076			2,688
2016	265	234	248	198	229	-	-	-	-	-	-	-	1,174	9.1%	▲	1,174

			Jan	Feb	Mar	Apr	May	Jun	Jul	Aug	Sep	Oct	Nov	Dec	Thru May	% Change	Trending	Total
Civil	Administrative Law	2015	-	1	-	-	-	-	-	-	1	-	-	-	1			2
	Contested Divorce	2015	5	2	3	4	4	3	6	2	2	3	1	2	18			37
		2016	3	2	4	11	4	-	-	-	-	-	-	-	24	33.3%	▲	24
	Domestic and Family - Level 1	2015	1	1	1	2	-	6	-	-	3	1	1	4	5			20
		2016	4	-	-	1	1	-	-	-	-	-	-	-	6	20.0%	▲	6
	Domestic and Family - Level 2	2015	-	2	3	2	1	-	1	3	1	1	-	-	8			14
		2016	-	1	1	1	1	-	-	-	-	-	-	-	4	-50.0%	▼	4
	General Civil - Level 1	2015	-	-	-	-	-	1	1	-	-	1	1	-	0			4
		2016	-	-	-	1	-	-	-	-	-	-	-	-	1	0.0%	↔	1
	General Civil - Level 2	2015	-	2	3	4	5	3	6	1	3	1	3	1	14			32
		2016	4	6	2	-	1	-	-	-	-	-	-	-	13	-7.1%	▼	13
	General Civil - Level 3	2015	3	3	1	2	7	4	4	4	2	-	2	1	16			33
		2016	6	5	4	5	2	-	-	-	-	-	-	-	22	37.5%	▲	22
	Probates/Wills and Trusts	2015	-	1	-	-	-	-	-	-	-	-	-	-	1			1
Criminal	Probates/Wills and Trusts - Level 2	2015	1	-	2	1	1	-	1	4	-	2	2	1	5			15
		2016	1	1	5	2	2	-	-	-	-	-	-	-	11	120.0%	▲	11
	Uncontested Divorce	2015	6	4	10	9	8	7	5	6	6	7	6	9	37			83
		2016	6	9	7	15	11	-	-	-	-	-	-	-	48	29.7%	▲	48
	Misdemeanor	2015	21	12	63	44	25	48	41	31	39	26	39	17	165			406
		2016	43	52	45	33	54	-	-	-	-	-	-	-	227	37.6%	▲	227
Other	Non-Capital Felonies and Related Matters	2015	23	83	170	166	70	52	74	69	254	215	40	18	512			1,234
		2016	98	75	74	73	82	-	-	-	-	-	-	-	402	-21.5%	▼	402
	Other Criminally Related Matters	2015	-	1	6	15	5	10	7	7	9	19	6	11	27			96
		2016	6	3	22	6	17	-	-	-	-	-	-	-	54	100.0%	▲	54
	Miscellaneous	2015	50	38	87	50	41	43	49	64	41	73	54	119	266			709
		2016	94	80	84	50	54	-	-	-	-	-	-	-	362	36.1%	▲	362
	Other	2015	-	-	-	1	-	-	-	-	-	1	-	-	1			2

Court: Wise Circuit

Start/End Date: Jan-15 / May-16

2015 Average Month: 383

Jan-May 2015: 1,549

Filings Trending: Upward ▲

Circuit/Court ID: 30

230195


Type of Case: Filings

2016 Average Month:352

Jan-May 2016 : 1,761

Overall AVG. Month: 374

Monthly Filings Summary

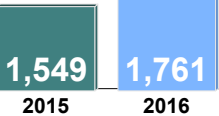


Jan 15-May 16

Totals

	2015	2016
Civil	613	241
Criminal	2,897	1,039
Other	1,090	481
Total	4,600	1,761

Jan --- May Filings



Jan --- May Filings

	2015	2016	% Change	Trending
Civil	249	241	-3.2%	▼
Criminal	842	1,039	23.4%	▲
Other	458	481	5.0%	▲
Total	1,549	1,761	13.7%	▲

	Jan	Feb	Mar	Apr	May	Jun	Jul	Aug	Sep	Oct	Nov	Dec	Thru May	% Change	Trending	Total
2015	262	217	485	372	213	540	638	366	294	276	340	597	1,549			4,600
2016	285	485	423	294	274	-	-	-	-	-	-	-	1,761	13.7%	▲	1,761

			Jan	Feb	Mar	Apr	May	Jun	Jul	Aug	Sep	Oct	Nov	Dec	Thru May	% Change	Trending	Total
Civil	Administrative Law	2015	-	-	1	-	1	-	-	-	1	-	2	2	2			7
		2016	1	-	-	-	-	-	-	-	-	-	-	-	1	-50.0%	▼	1
	Contested Divorce	2015	7	4	9	12	8	5	5	9	7	4	6	6	40			82
		2016	8	11	8	5	4	-	-	-	-	-	-	-	36	-10.0%	▼	36
	Domestic and Family - Level 1	2015	6	4	2	5	7	6	2	6	1	8	3	8	24			58
		2016	4	1	1	2	14	-	-	-	-	-	-	-	22	-8.3%	▼	22
	Domestic and Family - Level 2	2015	4	2	6	1	7	3	4	3	7	4	3	2	20			46
		2016	2	3	6	4	7	-	-	-	-	-	-	-	22	10.0%	▲	22
	General Civil - Level 1	2015	4	-	-	-	2	1	1	-	1	1	1	1	6			12
		2016	-	2	-	2	1	-	-	-	-	-	-	-	5	-16.7%	▼	5
	General Civil - Level 2	2015	13	3	13	6	11	11	17	9	16	12	8	10	46			129
		2016	5	10	10	9	10	-	-	-	-	-	-	-	44	-4.3%	▼	44
	General Civil - Level 3	2015	2	5	4	1	3	4	6	4	5	3	6	8	15			51
		2016	3	1	8	6	4	-	-	-	-	-	-	-	22	46.7%	▲	22
Criminal	Probates/Wills and Trusts	2016	1	-	-	-	-	-	-	-	-	-	-	-	1			1
	Probates/Wills and Trusts - Level 2	2015	1	4	1	1	-	3	2	2	2	1	1	3	7			21
		2016	5	5	5	2	1	-	-	-	-	-	-	-	18	157.1%	▲	18
	Uncontested Divorce	2015	22	19	17	15	16	22	25	16	12	17	18	8	89			207
		2016	12	17	17	16	8	-	-	-	-	-	-	-	70	-21.3%	▼	70
	Capital Murder	2015	-	-	-	-	-	-	-	1	1	-	-	-	0			2
Other	Capital Murder	2016	-	-	-	-	4	-	-	-	-	-	-	-	4	0.0%	↔	4
		2015	48	30	81	71	36	138	66	79	52	38	73	145	266			857
	Misdemeanor	2016	42	51	81	32	34	-	-	-	-	-	-	-	240	-9.8%	▼	240
		2015	57	56	213	146	57	245	453	125	97	92	130	264	529			1,935
	Non-Capital Felonies and Related Matters	2016	101	250	158	120	113	-	-	-	-	-	-	-	742	40.3%	▲	742
		2015	4	18	6	10	9	16	9	10	11	-	6	4	47			103
Other	Other Criminally Related Matters	2016	11	12	14	10	6	-	-	-	-	-	-	-	53	12.8%	▲	53
		2015	91	70	132	101	53	82	45	92	79	92	82	135	447			1,054
	Miscellaneous	2016	85	118	113	84	68	-	-	-	-	-	-	-	468	4.7%	▲	468
		2015	3	2	-	3	3	4	3	10	2	4	1	1	11			36
Other	Other	2016	5	4	2	2	-	-	-	-	-	-	-	-	13	18.2%	▲	13

Court: Prince William Circuit

Start/End Date: Jan-15 / May-16

2015 Average Month: 1,456

Jan-May 2015: 6,906

Filings Trending: Upward ▲

Circuit/Court ID: 31

231153


Type of Case: Filings

2016 Average Month: 1,541

Jan-May 2016 : 7,705

Overall AVG. Month: 1,481

Monthly Filings Summary




Jan 15-May 16

Totals

	2015	2016
Civil	3,338	1,288
Criminal	5,528	2,290
Other	8,603	4,127
Total	17,469	7,705

Jan --- May Filings



20152016

Jan --- May Filings

	2015	2016	% Change	Trending
Civil	1,484	1,288	-13.2%	▼
Criminal	2,113	2,290	8.4%	▲
Other	3,309	4,127	24.7%	▲
Total	6,906	7,705	11.6%	▲

	Jan	Feb	Mar	Apr	May	Jun	Jul	Aug	Sep	Oct	Nov	Dec	Thru May	% Change	Trending	Total
2015	1,393	1,258	1,505	1,443	1,307	1,435	1,521	1,371	1,298	1,420	1,519	1,999	6,906			17,469
2016	1,403	1,671	1,721	1,414	1,496	-	-	-	-	-	-	-	7,705	11.6%	▲	7,705

			Jan	Feb	Mar	Apr	May	Jun	Jul	Aug	Sep	Oct	Nov	Dec	Thru May	% Change	Trending	Total
Civil	Administrative Law	2015	3	1	1	-	-	-	-	-	-	-	2	-	5			7
		2016	3	-	-	3	1	-	-	-	-	-	-	-	7	40.0%	▲	7
	Contested Divorce	2015	31	45	38	38	42	29	36	42	22	32	36	29	194			420
		2016	23	42	40	32	32	-	-	-	-	-	-	-	169	-12.9%	▼	169
	Domestic and Family - Level 1	2015	13	23	15	28	20	17	19	16	15	20	26	22	99			234
		2016	20	17	25	20	20	-	-	-	-	-	-	-	102	3.0%	▲	102
	Domestic and Family - Level 2	2015	44	29	28	12	7	15	9	42	14	28	10	13	120			251
		2016	6	12	21	6	20	-	-	-	-	-	-	-	65	-45.8%	▼	65
	General Civil - Level 1	2015	5	-	-	4	8	2	1	3	3	2	2	1	17			31
		2016	2	3	7	2	2	-	-	-	-	-	-	-	16	-5.9%	▼	16
	General Civil - Level 2	2015	72	65	70	97	73	91	90	63	63	64	49	69	377			866
		2016	55	87	68	62	80	-	-	-	-	-	-	-	352	-6.6%	▼	352
	General Civil - Level 3	2015	21	30	34	28	27	28	34	26	41	28	27	34	140			358
		2016	27	27	24	22	51	-	-	-	-	-	-	-	151	7.9%	▲	151
	Probates/Wills and Trusts - Level 1	2015	1	1	1	3	1	-	1	1	2	1	-	1	7			13
		2016	-	-	-	1	-	-	-	-	-	-	-	-	1	-85.7%	▼	1
	Probates/Wills and Trusts - Level 2	2015	8	14	13	8	8	10	13	6	8	10	6	6	51			110
		2016	7	8	14	15	6	-	-	-	-	-	-	-	50	-2.0%	▼	50
Criminal	Protective Orders	2015	1	4	3	1	1	3	-	1	1	1	5	5	10			26
		2016	1	-	-	-	-	-	-	-	-	-	-	-	1	-90.0%	▼	1
	Uncontested Divorce	2015	68	87	103	121	85	94	86	90	74	80	70	64	464			1,022
		2016	55	78	81	84	76	-	-	-	-	-	-	-	374	-19.4%	▼	374
	Capital Murder	2015	-	-	-	5	-	-	-	-	-	-	-	-	5			5
		2016	-	-	-	-	-	-	-	-	-	-	-	-	-			-
	Misdemeanor	2015	109	83	98	67	106	92	141	131	114	126	152	127	463			1,346
		2016	121	96	99	70	114	-	-	-	-	-	-	-	500	8.0%	▲	500
	Non-Capital Felonies and Related Matters	2015	286	238	300	280	217	274	296	258	242	319	350	254	1,321			3,314
		2016	197	307	309	309	305	-	-	-	-	-	-	-	1,427	8.0%	▲	1,427
	Other Criminally Related Matters	2015	81	38	53	64	93	78	93	55	72	57	79	105	329			868
		2016	76	84	71	46	81	-	-	-	-	-	-	-	358	8.8%	▲	358
Other	Miscellaneous	2015	576	528	658	625	475	551	616	573	574	583	651	1,176	2,862			7,586
		2016	742	807	892	664	610	-	-	-	-	-	-	-	3,715	29.8%	▲	3,715
	Other	2015	74	72	90	67	144	151	86	64	53	69	54	93	447			1,017
		2016	68	103	70	73	98	-	-	-	-	-	-	-	412	-7.8%	▼	412