

Court: Chesapeake Circuit

Start/End Date: Jan-15 / Mar-16

2015 Average Month: 1,120

Jan-Mar 2015: 2,892

Filings Trending: Upward ▲

Circuit/Court ID: 1 201550


Type of Case: Filings

2016 Average Month:1,434

Jan-Mar 2016 : 4,302

Overall AVG. Month: 1,183

Monthly Filings Summary

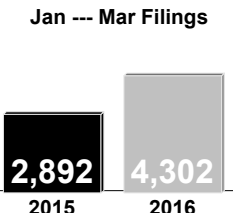


Jan 15-Mar 16

Totals

	2015	2016
Civil	2,062	599
Criminal	5,752	1,668
Other	5,629	2,035
Total	13,443	4,302

Jan --- Mar Filings



2,892 4,302

2015 2016

Jan --- Mar Filings

	2015	2016	% Change	Trending
Civil	450	599	33.1%	▲
Criminal	1,165	1,668	43.2%	▲
Other	1,277	2,035	59.4%	▲
Total	2,892	4,302	48.8%	▲

	Jan	Feb	Mar	Apr	May	Jun	Jul	Aug	Sep	Oct	Nov	Dec	Thru Mar	% Change	Trending	Total
2015	1,019	845	1,028	1,194	1,033	1,016	1,371	988	1,077	1,256	1,099	1,517	2,892			13,443
2016	1,283	1,454	1,565	-	-	-	-	-	-	-	-	-	4,302	48.8%	▲	4,302

			Jan	Feb	Mar	Apr	May	Jun	Jul	Aug	Sep	Oct	Nov	Dec	Thru Mar	% Change	Trending	Total
Civil	Administrative Law	2015	1	1	-	2	4	1	5	4	3	1	-	-	2			22
		2016	3	2	3	-	-	-	-	-	-	-	-	-	8	300.0%	▲	8
	Contested Divorce	2015	14	19	20	25	34	27	19	15	15	23	27	19	53			257
		2016	23	39	30	-	-	-	-	-	-	-	-	-	92	73.6%	▲	92
	Domestic and Family - Level 1	2015	10	16	13	33	10	19	21	17	18	15	23	18	39			213
		2016	10	21	30	-	-	-	-	-	-	-	-	-	61	56.4%	▲	61
	Domestic and Family - Level 2	2015	3	12	11	9	5	6	7	4	9	5	5	9	26			85
		2016	6	7	10	-	-	-	-	-	-	-	-	-	23	-11.5%	▼	23
	General Civil - Level 1	2015	1	5	2	6	3	1	6	3	5	4	5	-	8			41
		2016	4	2	4	-	-	-	-	-	-	-	-	-	10	25.0%	▲	10
	General Civil - Level 2	2015	31	55	32	64	31	39	67	39	37	51	37	31	118			514
		2016	55	43	32	-	-	-	-	-	-	-	-	-	130	10.2%	▲	130
	General Civil - Level 3	2015	3	12	16	26	14	15	28	3	11	29	12	21	31			190
		2016	14	10	14	-	-	-	-	-	-	-	-	-	38	22.6%	▲	38
	Probates/Wills and Trusts - Level 1	2015	2	1	1	-	-	2	-	-	1	2	-	1	4			10
		2016	-	-	2	-	-	-	-	-	-	-	-	-	2	-50.0%	▼	2
	Probates/Wills and Trusts - Level 2	2015	8	3	10	2	5	4	7	11	4	9	5	3	21			71
		2016	6	9	8	-	-	-	-	-	-	-	-	-	23	9.5%	▲	23
Criminal	Uncontested Divorce	2015	32	50	66	46	57	57	65	49	63	47	56	71	148			659
		2016	74	65	73	-	-	-	-	-	-	-	-	-	212	43.2%	▲	212
	Capital Murder	2015	-	-	-	-	-	1	-	-	-	-	-	-	0			1
		2016	100	82	104	135	124	105	131	122	114	122	123	154	286	0.0%	↔	1,416
	Misdemeanor	2015	83	142	138	-	-	-	-	-	-	-	-	-	363	26.9%	▲	363
		2016	315	183	258	408	347	334	331	287	306	393	257	297	756			3,716
	Non-Capital Felonies and Related Matters	2015	290	357	527	-	-	-	-	-	-	-	-	-	1,174	55.3%	▲	1,174
		2016	31	50	42	39	37	51	74	42	57	49	53	94	123			619
	Other Criminally Related Matters	2015	28	45	58	-	-	-	-	-	-	-	-	-	131	6.5%	▲	131
		2016	406	321	381	343	312	296	462	305	344	338	387	676	1,108			4,571
	Miscellaneous	2015	566	583	502	-	-	-	-	-	-	-	-	-	1,651	49.0%	▲	1,651
		2016	62	35	72	56	50	58	148	87	90	168	109	123	169			1,058
	Other	2015	121	129	134	-	-	-	-	-	-	-	-	-	384	127.2%	▲	384
		2016																

Court: Accomack Circuit

Start/End Date: Jan-15 / Mar-16

2015 Average Month: 111

Jan-Mar 2015: 297

Filings Trending: Upward ▲

Circuit/Court ID: 2 202001


Type of Case: Filings

2016 Average Month:143

Jan-Mar 2016 : 429

Overall AVG. Month: 117

Monthly Filings Summary

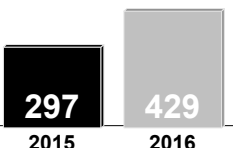


Jan 15-Mar 16

Totals

	2015	2016
Civil	284	50
Criminal	435	91
Other	609	288
Total	1,328	429

Jan --- Mar Filings



297 2015 429 2016

Jan --- Mar Filings

	2015	2016	% Change	Trending
Civil	77	50	-35.1%	▼
Criminal	83	91	9.6%	▲
Other	137	288	110.2%	▲
Total	297	429	44.4%	▲

	Jan	Feb	Mar	Apr	May	Jun	Jul	Aug	Sep	Oct	Nov	Dec	Thru Mar	% Change	Trending	Total
2015	102	86	109	140	87	96	84	98	100	154	90	182	297			1,328
2016	147	179	103	-	-	-	-	-	-	-	-	-	429	44.4%	▲	429

			Jan	Feb	Mar	Apr	May	Jun	Jul	Aug	Sep	Oct	Nov	Dec	Thru Mar	% Change	Trending	Total
Civil	Administrative Law	2015	-	-	-	-	-	-	-	-	-	2	2	-	0			4
		2016	-	2	-	-	-	-	-	-	-	-	-	-	2	0.0%	↔	2
	Contested Divorce	2015	4	3	2	2	1	3	1	2	3	6	3	1	9			31
		2016	-	4	3	-	-	-	-	-	-	-	-	-	7	-22.2%	▼	7
	Domestic and Family - Level 1	2015	-	2	-	2	2	-	2	-	1	4	2	-	2			15
		2016	3	3	4	-	-	-	-	-	-	-	-	-	10	400.0%	▲	10
	Domestic and Family - Lev	2015	2	-	-	-	-	2	4	1	-	-	-	-	2			9
		2016	3	2	-	1	1	-	1	-	-	-	-	-	5			8
	General Civil - Level 1	2015	3	2	-	1	1	-	1	-	-	-	-	-	2	-60.0%	▼	2
		2016	1	-	1	-	-	-	-	-	-	-	-	-	7	-61.1%	▼	7
	General Civil - Level 2	2015	14	2	2	7	10	10	3	15	7	5	6	2	18			83
		2016	4	2	1	-	-	-	-	-	-	-	-	-	15	-66.7%	▼	15
	General Civil - Level 3	2015	9	3	3	4	7	5	2	4	7	3	2	1	5			50
		2016	2	2	1	-	-	-	-	-	-	-	-	-	1			5
	Probates/Wills and Trusts	2016	-	-	1	-	-	-	-	-	-	-	-	-	1			1
	Probates/Wills and Trusts - Level 2	2015	-	-	1	-	-	-	-	3	-	-	-	-	1			4
Criminal	Capital Murder	2015	-	-	-	-	-	-	1	-	-	-	-	-	0			1
		2016	-	1	-	-	-	-	-	-	-	-	-	-	1			1
	Misdemeanor	2015	2	3	8	4	4	8	10	9	4	12	5	8	13			77
		2016	9	5	4	-	-	-	-	-	-	-	-	-	18	38.5%	▲	18
	Non-Capital Felonies and Related Matters	2015	9	39	12	65	10	31	11	26	20	47	6	62	60			338
		2016	6	49	7	-	-	-	-	-	-	-	-	-	62	3.3%	▲	62
	Other Criminally Related Matters	2015	4	-	6	2	-	2	-	-	-	2	3	1	10			20
		2016	5	1	4	-	-	-	-	-	-	-	-	-	10	0.0%	↔	10
	Miscellaneous	2015	44	26	64	47	44	27	39	29	45	68	55	100	134			588
		2016	101	106	75	-	-	-	-	-	-	-	-	-	282	110.4%	▲	282
Other	Other	2015	1	1	1	1	1	2	2	3	2	2	2	3	3			21
		2016	6	-	-	-	-	-	-	-	-	-	-	-	6	100.0%	▲	6

Court: Northampton Circuit

Start/End Date: Jan-15 / Mar-16

2015 Average Month: 74

Jan-Mar 2015: 171

Filings Trending: Upward ▲

Circuit/Court ID: 2 202131

Type of Case: Filings

2016 Average Month:115

Jan-Mar 2016 : 346

Overall AVG. Month: 82

Monthly Filings Summary

Jan 15-Mar 16

Totals

	2015	2016
Civil	136	27
Criminal	532	238
Other	221	81
Total	889	346

Jan --- Mar Filings

171

346

2015

2016

Jan --- Mar Filings

	2015	2016	% Change	Trending
Civil	29	27	-6.9%	▼
Criminal	89	238	167.4%	▲
Other	53	81	52.8%	▲
Total	171	346	102.3%	▲

	Jan	Feb	Mar	Apr	May	Jun	Jul	Aug	Sep	Oct	Nov	Dec	Thru Mar	% Change	Trending	Total
2015	55	46	70	46	58	83	82	75	60	123	108	83	171			889
2016	107	90	149	-	-	-	-	-	-	-	-	-	346	102.3%	▲	346

			Jan	Feb	Mar	Apr	May	Jun	Jul	Aug	Sep	Oct	Nov	Dec	Thru Mar	% Change	Trending	Total
Civil	Administrative Law	2015	-	-	-	-	1	-	-	-	-	-	-	-	0			1
	Contested Divorce	2015	-	-	3	2	-	-	2	4	1	2	1	-	3	0.0%	↔	15
		2016	2	-	2	-	-	-	-	-	-	-	-	-	4	33.3%	▲	4
	Domestic and Family - Level 1	2015	-	-	-	1	3	-	2	-	-	-	3	1	0			10
		2016	-	-	2	-	-	-	-	-	-	-	-	-	2	0.0%	↔	2
	Domestic and Family - Lev	2015	-	1	1	-	-	1	-	-	-	-	-	-	2			3
	General Civil - Level 1	2015	-	-	-	-	-	-	-	-	-	1	-	1	0			2
	General Civil - Level 2	2015	2	1	4	3	1	3	4	2	3	-	1	1	7	0.0%	↔	25
		2016	-	1	2	-	-	-	-	-	-	-	-	-	3	-57.1%	▼	3
	General Civil - Level 3	2015	9	1	-	2	5	9	6	7	2	6	3	2	10			52
		2016	2	4	-	-	-	-	-	-	-	-	-	-	6	-40.0%	▼	6
	Probates/Wills and Trusts - Level 2	2015	1	2	1	3	1	-	-	-	-	-	-	1	4			9
Criminal		2016	1	-	1	-	-	-	-	-	-	-	-	-	2	-50.0%	▼	2
	Uncontested Divorce	2015	1	1	1	3	-	2	2	1	1	1	2	4	3			19
		2016	2	4	4	-	-	-	-	-	-	-	-	-	10	233.3%	▲	10
	Misdemeanor	2015	15	8	15	10	14	20	27	26	23	55	33	14	38			260
		2016	21	26	11	-	-	-	-	-	-	-	-	-	58	52.6%	▲	58
	Non-Capital Felonies and Related Matters	2015	7	6	21	8	12	19	20	7	10	30	28	29	34			197
Oth		2016	52	23	93	-	-	-	-	-	-	-	-	-	168	394.1%	▲	168
	Other Criminally Related Matters	2015	7	6	4	6	7	17	3	8	4	5	7	1	17			75
		2016	3	3	6	-	-	-	-	-	-	-	-	-	12	-29.4%	▼	12
	Miscellaneous	2015	13	20	20	8	14	12	16	20	16	23	30	29	53			221
			2016	24	29	28	-	-	-	-	-	-	-	-	81	52.8%	▲	81

Court: Virginia Beach Circuit

Start/End Date: Jan-15 / Mar-16

2015 Average Month: 1,231

Jan-Mar 2015: 3,326

Filings Trending: Upward ▲

Circuit/Court ID: 2 202810


Type of Case: Filings

2016 Average Month:1,237

Jan-Mar 2016 : 3,712

Overall AVG. Month: 1,232

Monthly Filings Summary

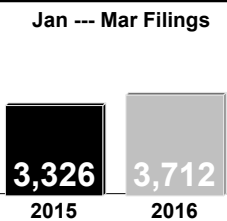


Jan 15-Mar 16

Totals

	2015	2016
Civil	3,801	1,047
Criminal	8,271	1,955
Other	2,699	710
Total	14,771	3,712

Jan --- Mar Filings



20152016

Jan --- Mar Filings

	2015	2016	% Change	Trending
Civil	753	1,047	39.0%	▲
Criminal	1,952	1,955	-	↔
Other	621	710	14.3%	▲
Total	3,326	3,712	11.6%	▲

			Jan	Feb	Mar	Apr	May	Jun	Jul	Aug	Sep	Oct	Nov	Dec	Thru Mar	% Change	Trending	Total
2015			1,018	959	1,349	1,387	1,349	1,321	1,368	1,166	1,298	1,283	1,127	1,146	3,326			14,771
2016			1,003	1,374	1,335	-	-	-	-	-	-	-	-	-	3,712	11.6%	▲	3,712

			Jan	Feb	Mar	Apr	May	Jun	Jul	Aug	Sep	Oct	Nov	Dec	Thru Mar	% Change	Trending	Total
Civil	Administrative Law	2015	1	2	3	2	1	-	-	-	1	2	-	2	6			14
		2016	2	2	-	-	-	-	-	-	-	-	-	-	4	-33.3%	▼	4
	Contested Divorce	2015	18	22	45	40	33	29	36	22	26	28	30	27	85			356
		2016	31	28	46	-	-	-	-	-	-	-	-	-	105	23.5%	▲	105
	Domestic and Family - Level 1	2015	20	36	26	50	40	59	58	63	53	53	46	52	82			556
		2016	44	38	48	-	-	-	-	-	-	-	-	-	130	58.5%	▲	130
	Domestic and Family - Level 2	2015	5	15	16	10	8	19	8	10	14	15	10	18	36			148
		2016	12	12	19	-	-	-	-	-	-	-	-	-	43	19.4%	▲	43
	General Civil - Level 1	2015	2	2	2	3	5	5	1	10	3	2	3	2	6			40
		2016	1	5	2	-	-	-	-	-	-	-	-	-	8	33.3%	▲	8
	General Civil - Level 2	2015	63	52	86	60	59	66	69	60	80	88	70	49	201			802
		2016	58	54	74	-	-	-	-	-	-	-	-	-	186	-7.5%	▼	186
	General Civil - Level 3	2015	23	18	41	85	76	102	90	111	68	96	94	60	82			864
		2016	99	99	83	-	-	-	-	-	-	-	-	-	281	242.7%	▲	281
	Probates/Wills and Trusts - Level 1	2015	-	1	2	1	1	-	1	1	-	-	1	2	3			10
		2016	-	-	1	-	-	-	-	-	-	-	-	-	1	-66.7%	▼	1
	Probates/Wills and Trusts - Level 2	2015	10	5	8	8	8	17	10	10	12	9	10	6	23			113
		2016	14	19	13	-	-	-	-	-	-	-	-	-	46	100.0%	▲	46
	Protective Orders	2015	-	-	-	-	1	-	-	-	-	1	-	-	0			2
		2016	-	-	1	-	-	-	-	-	-	-	-	-	1	0.0%	↔	1
	Uncontested Divorce	2015	73	52	104	82	86	95	74	80	64	60	65	61	229			896
		2016	61	96	85	-	-	-	-	-	-	-	-	-	242	5.7%	▲	242
Criminal	Capital Murder	2015	-	1	-	-	2	-	-	-	1	-	-	2	1			6
	Misdemeanor	2015	161	148	196	260	253	215	267	194	212	260	229	225	505			2,620
		2016	155	227	268	-	-	-	-	-	-	-	-	-	650	28.7%	▲	650
	Non-Capital Felonies and Related Matters	2015	339	315	405	474	500	408	392	323	443	378	333	359	1,059			4,669
		2016	285	478	366	-	-	-	-	-	-	-	-	-	1,129	6.6%	▲	1,129
	Other Criminally Related Matters	2015	134	112	141	67	75	80	76	43	56	62	59	71	387			976
		2016	42	56	78	-	-	-	-	-	-	-	-	-	176	-54.5%	▼	176
Other	Miscellaneous	2015	112	123	205	189	139	169	237	187	204	184	122	158	440			2,029
		2016	142	188	218	-	-	-	-	-	-	-	-	-	548	24.5%	▲	548
	Other	2015	57	55	69	56	62	57	49	52	61	45	55	52	181			670
		2016	57	72	33	-	-	-	-	-	-	-	-	-	162	-10.5%	▼	162

Court: Portsmouth Circuit

Start/End Date: Jan-15 / Mar-16

2015 Average Month: 800

Jan-Mar 2015: 2,278

Filings Trending: Upward ▲

Circuit/Court ID: 3 203740


Type of Case: Filings

2016 Average Month:792

Jan-Mar 2016 : 2,377

Overall AVG. Month: 799

Monthly Filings Summary

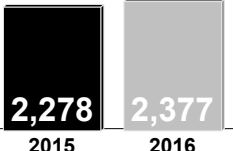


Jan 15-Mar 16

Totals

	2015	2016
Civil	2,477	434
Criminal	4,333	1,112
Other	2,794	831
Total	9,604	2,377

Jan --- Mar Filings



2,278 2015 2,377 2016

Jan --- Mar Filings

	2015	2016	% Change	Trending
Civil	611	434	-29.0%	▼
Criminal	963	1,112	15.5%	▲
Other	704	831	18.0%	▲
Total	2,278	2,377	4.3%	▲

			Jan	Feb	Mar	Apr	May	Jun	Jul	Aug	Sep	Oct	Nov	Dec	Thru Mar	% Change	Trending	Total
2015			671	670	937	960	895	837	774	750	781	728	698	903	2,278			9,604
2016			722	789	866	-	-	-	-	-	-	-	-	-	2,377	4.3%	▲	2,377

			Jan	Feb	Mar	Apr	May	Jun	Jul	Aug	Sep	Oct	Nov	Dec	Thru Mar	% Change	Trending	Total
Civil	Administrative Law	2015	-	2	2	-	3	-	1	-	1	-	1	-	4			10
		2016	1	-	-	-	-	-	-	-	-	-	-	-	1	-75.0%	▼	1
	Contested Divorce	2015	4	10	17	11	10	13	11	9	7	11	8	10	31			121
		2016	9	10	21	-	-	-	-	-	-	-	-	-	40	29.0%	▲	40
	Domestic and Family - Level 1	2015	14	17	10	5	7	5	10	12	7	6	10	7	41			110
		2016	2	11	12	-	-	-	-	-	-	-	-	-	25	-39.0%	▼	25
	Domestic and Family - Level 2	2015	3	2	7	-	5	7	6	4	5	4	3	2	12			48
		2016	3	2	6	-	-	-	-	-	-	-	-	-	11	-8.3%	▼	11
	General Civil - Level 1	2015	1	1	2	2	-	1	-	1	4	-	1	2	4			15
		2016	2	2	2	-	-	-	-	-	-	-	-	-	6	50.0%	▲	6
	General Civil - Level 2	2015	20	27	30	22	19	30	28	21	20	23	14	29	77			283
		2016	13	24	19	-	-	-	-	-	-	-	-	-	56	-27.3%	▼	56
	General Civil - Level 3	2015	118	107	133	215	170	206	97	154	91	78	91	77	358			1,537
		2016	45	67	104	-	-	-	-	-	-	-	-	-	216	-39.7%	▼	216
	Probates/Wills and Trusts	2015	-	-	-	-	-	-	-	-	-	-	1	-	0			1
	Probates/Wills and Trusts - Level 2	2015	6	3	4	5	4	3	4	3	2	4	5	5	13	0.0%	↔	48
		2016	2	6	3	-	-	-	-	-	-	-	-	-	11	-15.4%	▼	11
Criminal	Protective Orders	2015	-	5	2	1	3	-	2	3	2	4	2	-	7			24
		2016	-	-	4	-	-	-	-	-	-	-	-	-	4	-42.9%	▼	4
	Uncontested Divorce	2015	22	19	23	32	28	28	26	21	18	22	25	16	64			280
		2016	13	24	27	-	-	-	-	-	-	-	-	-	64	0.0%	↔	64
Other	Misdemeanor	2015	65	97	161	121	167	86	127	92	97	98	105	124	323			1,340
		2016	86	96	106	-	-	-	-	-	-	-	-	-	288	-10.8%	▼	288
	Non-Capital Felonies and Related Matters	2015	151	136	246	225	208	201	212	166	222	252	189	318	533			2,526
		2016	239	255	229	-	-	-	-	-	-	-	-	-	723	35.6%	▲	723
Other	Other Criminally Related Matters	2015	15	44	48	42	43	51	27	34	44	29	39	51	107			467
		2016	30	33	38	-	-	-	-	-	-	-	-	-	101	-5.6%	▼	101
	Miscellaneous	2015	217	165	214	216	179	168	193	199	198	162	176	222	596			2,309
		2016	226	204	231	-	-	-	-	-	-	-	-	-	661	10.9%	▲	661
Other	Other	2015	35	35	38	63	49	38	30	31	63	35	28	40	108			485
		2016	51	55	64	-	-	-	-	-	-	-	-	-	170	57.4%	▲	170

Court: Norfolk Circuit

Start/End Date: Jan-15 / Mar-16

2015 Average Month: 1,886

Jan-Mar 2015: 5,494

Filings Trending: Upward ▲

Circuit/Court ID: 4 204710


Type of Case: Filings

2016 Average Month: 2,138

Jan-Mar 2016 : 6,415

Overall AVG. Month: 1,936

Monthly Filings Summary




Jan 15-Mar 16

Totals

	2015	2016
Civil	5,633	1,641
Criminal	7,423	2,029
Other	9,572	2,745
Total	22,628	6,415

Jan --- Mar Filings



2015 2016

Jan --- Mar Filings

	2015	2016	% Change	Trending
Civil	1,418	1,641	15.7%	▲
Criminal	1,610	2,029	26.0%	▲
Other	2,466	2,745	11.3%	▲
Total	5,494	6,415	16.8%	▲

	Jan	Feb	Mar	Apr	May	Jun	Jul	Aug	Sep	Oct	Nov	Dec	Thru Mar	% Change	Trending	Total
2015	1,897	1,342	2,255	2,017	1,923	1,868	1,844	1,819	1,920	1,814	1,844	2,085	5,494			22,628
2016	1,874	2,197	2,344	-	-	-	-	-	-	-	-	-	6,415	16.8%	▲	6,415

			Jan	Feb	Mar	Apr	May	Jun	Jul	Aug	Sep	Oct	Nov	Dec	Thru Mar	% Change	Trending	Total
Civil	Administrative Law	2015	-	-	-	-	-	1	-	1	-	2	1	-	0			5
		2016	2	1	-	-	-	-	-	-	-	-	-	-	3	0.0%	↔	3
	Contested Divorce	2015	73	84	113	119	100	89	100	101	75	101	83	86	270			1,124
		2016	87	122	124	-	-	-	-	-	-	-	-	-	333	23.3%	▲	333
	Domestic and Family - Level 1	2015	17	21	20	13	17	23	38	17	15	24	19	23	58			247
		2016	23	43	47	-	-	-	-	-	-	-	-	-	113	94.8%	▲	113
	Domestic and Family - Level 2	2015	24	9	10	37	28	14	18	26	23	14	25	20	43			248
		2016	24	24	22	-	-	-	-	-	-	-	-	-	70	62.8%	▲	70
	General Civil - Level 1	2015	5	3	2	6	7	3	7	2	6	4	5	3	10			53
		2016	4	5	3	-	-	-	-	-	-	-	-	-	12	20.0%	▲	12
	General Civil - Level 2	2015	52	68	56	46	47	73	62	46	48	43	46	29	176			616
		2016	43	60	48	-	-	-	-	-	-	-	-	-	151	-14.2%	▼	151
	General Civil - Level 3	2015	38	26	56	34	35	39	42	50	60	49	37	39	120			505
		2016	42	53	46	-	-	-	-	-	-	-	-	-	141	17.5%	▲	141
	Probates/Wills and Trusts - Level 1	2015	-	-	-	2	-	-	1	2	-	-	-	-	0			5
		2016	-	1	1	-	-	-	-	-	-	-	-	-	2	0.0%	↔	2
	Probates/Wills and Trusts - Level 2	2015	12	3	19	19	17	14	14	9	11	12	18	17	34			165
		2016	14	16	19	-	-	-	-	-	-	-	-	-	49	44.1%	▲	49
	Protective Orders	2015	-	1	3	-	3	3	2	1	-	-	2	3	4			18
		2016	1	1	-	-	-	-	-	-	-	-	-	-	2	-50.0%	▼	2
	Uncontested Divorce	2015	193	192	318	242	231	225	242	194	233	210	195	172	703			2,647
		2016	224	257	284	-	-	-	-	-	-	-	-	-	765	8.8%	▲	765
Criminal	Misdemeanor	2015	140	84	121	134	136	146	137	93	145	105	129	142	345			1,512
		2016	120	120	185	-	-	-	-	-	-	-	-	-	425	23.2%	▲	425
	Non-Capital Felonies and Related Matters	2015	340	278	426	476	436	398	458	356	449	423	393	461	1,044			4,894
		2016	432	423	489	-	-	-	-	-	-	-	-	-	1,344	28.7%	▲	1,344
Other	Other Criminally Related Matters	2015	93	57	71	107	78	100	95	81	103	84	61	87	221			1,017
		2016	76	87	97	-	-	-	-	-	-	-	-	-	260	17.6%	▲	260
	Miscellaneous	2015	831	439	955	692	708	632	545	749	670	638	752	894	2,225			8,505
		2016	678	737	884	-	-	-	-	-	-	-	-	-	2,299	3.3%	▲	2,299
	Other	2015	79	77	85	90	80	108	83	91	82	105	78	109	241			1,067
		2016	104	247	95	-	-	-	-	-	-	-	-	-	446	85.1%	▲	446

Court: Isle of Wight Circuit

Start/End Date: Jan-15 / Mar-16

2015 Average Month: 143

Jan-Mar 2015: 439

Filings Trending: Upward ▲

Circuit/Court ID: 5 205093

Type of Case: Filings

2016 Average Month:199

Jan-Mar 2016 : 598

Overall AVG. Month: 154

Monthly Filings Summary

Jan 15-Mar 16

Totals

	2015	2016
Civil	276	78
Criminal	521	182
Other	914	338
Total	1,711	598

Jan --- Mar Filings

439

2015

598

2016

Jan --- Mar Filings

	2015	2016	% Change	Trending
Civil	60	78	30.0%	▲
Criminal	156	182	16.7%	▲
Other	223	338	51.6%	▲
Total	439	598	36.2%	▲

	Jan	Feb	Mar	Apr	May	Jun	Jul	Aug	Sep	Oct	Nov	Dec	Thru Mar	% Change	Trending	Total
2015	153	116	170	110	137	125	187	125	140	123	145	180	439			1,711
2016	237	203	158	-	-	-	-	-	-	-	-	-	598	36.2%	▲	598

			Jan	Feb	Mar	Apr	May	Jun	Jul	Aug	Sep	Oct	Nov	Dec	Thru Mar	% Change	Trending	Total
Civil	Administrative Law	2015	-	-	-	-	1	-	-	-	-	-	-	-	0			1
		2016	-	-	3	-	-	-	-	-	-	-	-	-	3	0.0%	↔	3
	Contested Divorce	2015	-	2	2	2	3	7	2	1	2	4	2	3	4			30
		2016	2	6	5	-	-	-	-	-	-	-	-	-	13	225.0%	▲	13
	Domestic and Family - Level 1	2015	4	-	-	1	3	6	3	3	3	5	1	2	4			31
		2016	-	9	5	-	-	-	-	-	-	-	-	-	14	250.0%	▲	14
	Domestic and Family - Level 2	2015	1	1	1	-	1	-	4	2	-	4	-	1	3			15
		2016	1	2	1	-	-	-	-	-	-	-	-	-	4	33.3%	▲	4
	General Civil - Level 1	2015	-	-	1	-	1	-	-	-	-	-	-	-	1			2
		2016	7	3	2	2	6	5	5	12	1	3	9	5	12			60
	General Civil - Level 2	2015	4	4	3	-	-	-	-	-	-	-	-	-	11	-8.3%	▼	11
		2016	3	2	2	-	-	-	-	-	-	-	-	-	7	-30.0%	▼	7
	General Civil - Level 3	2015	2	6	2	3	3	2	2	3	2	5	2	2	10			34
		2016	3	2	2	-	-	-	-	-	-	-	-	-	7	-30.0%	▼	7
Criminal	Probates/Wills and Trusts - Level 2	2015	1	2	3	1	-	-	2	-	-	2	-	-	6			11
		2016	1	2	-	-	-	-	-	-	-	-	-	-	3	-50.0%	▼	3
	Uncontested Divorce	2015	9	5	6	10	12	9	7	9	8	5	9	3	20			92
		2016	7	6	10	-	-	-	-	-	-	-	-	-	23	15.0%	▲	23
	Misdemeanor	2015	2	3	15	7	3	4	9	4	13	8	3	2	20			73
		2016	4	7	9	-	-	-	-	-	-	-	-	-	20	0.0%	↔	20
	Non-Capital Felonies and Related Matters	2015	54	19	44	8	30	30	78	7	36	12	43	20	117			381
		2016	88	28	23	-	-	-	-	-	-	-	-	-	139	18.8%	▲	139
	Other Criminally Related Matters	2015	6	3	10	-	5	7	4	3	17	5	2	5	19			67
		2016	2	17	4	-	-	-	-	-	-	-	-	-	23	21.1%	▲	23
Other	Miscellaneous	2015	64	62	78	59	57	50	67	72	52	67	67	133	204			828
		2016	114	118	93	-	-	-	-	-	-	-	-	-	325	59.3%	▲	325
	Other	2015	3	10	6	17	12	5	4	9	6	3	7	4	19			86
		2016	11	2	-	-	-	-	-	-	-	-	-	-	13	-31.6%	▼	13

Court: Southampton Circuit

Start/End Date: Jan-15 / Mar-16

2015 Average Month: 128

Jan-Mar 2015: 380

Filings Trending: Upward ▲

Circuit/Court ID: 5 205175


Type of Case: Filings

2016 Average Month:215

Jan-Mar 2016 : 644

Overall AVG. Month: 146

Monthly Filings Summary

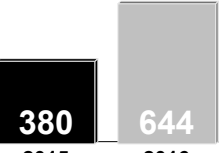


Jan 15-Mar 16

Totals

	2015	2016
Civil	237	84
Criminal	828	316
Other	475	244
Total	1,540	644

Jan --- Mar Filings



380 2015 644 2016

Jan --- Mar Filings

	2015	2016	% Change	Trending
Civil	69	84	21.7%	▲
Criminal	188	316	68.1%	▲
Other	123	244	98.4%	▲
Total	380	644	69.5%	▲

	Jan	Feb	Mar	Apr	May	Jun	Jul	Aug	Sep	Oct	Nov	Dec	Thru Mar	% Change	Trending	Total
2015	116	101	163	131	109	105	180	107	170	94	137	127	380			1,540
2016	204	210	230	-	-	-	-	-	-	-	-	-	644	69.5%	▲	644

			Jan	Feb	Mar	Apr	May	Jun	Jul	Aug	Sep	Oct	Nov	Dec	Thru Mar	% Change	Trending	Total
Civil	Administrative Law	2015	1	-	-	-	-	-	-	2	-	-	-	2	1			6
		2016	-	1	-	-	-	-	-	-	-	-	-	-	1	0.0%	↔	1
	Contested Divorce	2015	2	9	7	1	3	4	3	1	-	-	-	3	18			33
		2016	4	4	7	-	-	-	-	-	-	-	-	-	15	-16.7%	▼	15
	Domestic and Family - Level 1	2015	1	2	3	-	2	1	4	1	1	-	1	2	6			18
		2016	-	-	1	-	-	-	-	-	-	-	-	-	1	-83.3%	▼	1
	Domestic and Family - Level 2	2015	-	-	-	1	-	-	1	-	1	-	3	-	0			6
		2016	-	16	-	-	-	-	-	-	-	-	-	-	16	0.0%	↔	16
	General Civil - Level 1	2015	-	-	-	1	-	-	-	1	-	-	-	-	0			2
		2016	6	4	5	5	6	4	1	1	3	9	3	3	15	0.0%	↔	50
	General Civil - Level 2	2015	3	9	9	-	-	-	-	-	-	-	-	-	21	40.0%	▲	21
		2016	3	1	2	4	2	2	6	3	4	1	1	2	5			30
	General Civil - Level 3	2015	2	1	2	4	2	2	6	3	4	1	1	2	5			30
		2016	3	10	1	-	-	-	-	-	-	-	-	-	14	180.0%	▲	14
Criminal	Probates/Wills and Trusts	2015	-	-	-	3	-	2	2	-	1	2	-	-	0			10
	Protective Orders	2015	1	-	1	-	-	-	-	-	-	-	-	1	2	0.0%	↔	3
		2016	-	-	1	-	-	-	-	-	-	-	-	-	1	-50.0%	▼	1
	Uncontested Divorce	2015	4	9	9	9	9	4	9	9	3	3	7	4	22			79
		2016	4	5	6	-	-	-	-	-	-	-	-	-	15	-31.8%	▼	15
	Capital Murder	2015	-	-	-	-	-	-	-	-	-	-	1	-	0			1
Other	Misdemeanor	2015	14	16	11	7	11	11	17	6	15	8	21	12	41	0.0%	↔	149
		2016	22	11	21	-	-	-	-	-	-	-	-	-	54	31.7%	▲	54
	Non-Capital Felonies and Related Matters	2015	43	13	56	61	38	49	64	36	81	29	62	27	112			559
		2016	70	62	100	-	-	-	-	-	-	-	-	-	232	107.1%	▲	232
	Other Criminally Related Matters	2015	15	-	20	2	16	4	23	-	20	7	8	4	35			119
		2016	9	8	13	-	-	-	-	-	-	-	-	-	30	-14.3%	▼	30
Other	Miscellaneous	2015	26	46	47	37	22	24	46	45	39	35	28	68	119			463
		2016	76	77	68	-	-	-	-	-	-	-	-	-	221	85.7%	▲	221
	Other	2015	1	1	2	-	-	-	4	2	2	-	-	-	4			12
		2016	13	7	3	-	-	-	-	-	-	-	-	-	23	475.0%	▲	23

Court: Suffolk Circuit

Start/End Date: Jan-15 / Mar-16

2015 Average Month: 476

Jan-Mar 2015: 1,604

Filings Trending: Steady ↔

Circuit/Court ID: 5 205800


Type of Case: Filings

2016 Average Month:525

Jan-Mar 2016 : 1,574

Overall AVG. Month: 485

Monthly Filings Summary

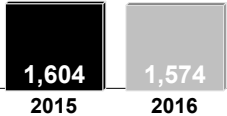


Jan 15-Mar 16

Totals

	2015	2016
Civil	788	181
Criminal	3,095	804
Other	1,823	589
Total	5,706	1,574

Jan --- Mar Filings



2015 2016

Jan --- Mar Filings

	2015	2016	% Change	Trending
Civil	185	181	-2.2%	▼
Criminal	947	804	-15.1%	▼
Other	472	589	24.8%	▲
Total	1,604	1,574	-1.9%	▼

	Jan	Feb	Mar	Apr	May	Jun	Jul	Aug	Sep	Oct	Nov	Dec	Thru Mar	% Change	Trending	Total
2015	566	455	583	401	403	528	413	452	394	487	573	451	1,604			5,706
2016	498	509	567	-	-	-	-	-	-	-	-	-	1,574	-1.9%	▼	1,574

			Jan	Feb	Mar	Apr	May	Jun	Jul	Aug	Sep	Oct	Nov	Dec	Thru Mar	% Change	Trending	Total
Civil	Administrative Law	2015	1	-	-	1	-	-	-	-	-	-	-	-	1			2
		2016	1	-	-	-	-	-	-	-	-	-	-	-	1	0.0%	↔	1
	Contested Divorce	2015	8	5	14	8	11	9	9	10	8	7	10	10	27			109
		2016	6	7	13	-	-	-	-	-	-	-	-	-	26	-3.7%	▼	26
	Domestic and Family - Level 1	2015	6	2	1	9	3	6	6	3	3	12	1	1	9			53
		2016	1	10	3	-	-	-	-	-	-	-	-	-	14	55.6%	▲	14
	Domestic and Family - Level 2	2015	4	3	4	10	6	11	7	11	6	7	8	7	11			84
		2016	8	3	7	-	-	-	-	-	-	-	-	-	18	63.6%	▲	18
	General Civil - Level 1	2015	2	-	-	3	-	1	-	1	1	-	1	-	2			9
		2016	-	-	1	-	-	-	-	-	-	-	-	-	1	-50.0%	▼	1
	General Civil - Level 2	2015	15	15	23	18	16	16	15	13	8	17	12	6	53			174
		2016	14	17	13	-	-	-	-	-	-	-	-	-	44	-17.0%	▼	44
	General Civil - Level 3	2015	1	6	5	2	6	12	14	10	16	9	13	9	12			103
		2016	6	3	5	-	-	-	-	-	-	-	-	-	14	16.7%	▲	14
	Probates/Wills and Trusts - Level 1	2015	-	-	-	-	2	-	-	1	-	1	-	1	0			5
		2016	1	-	-	-	-	-	-	-	-	-	-	-	1	0.0%	↔	1
	Probates/Wills and Trusts - Level 2	2015	2	-	1	1	2	2	3	1	3	-	1	3	3			19
		2016	1	4	1	-	-	-	-	-	-	-	-	-	6	100.0%	▲	6
Uncontested Divorce	2015	25	17	25	29	14	20	19	15	16	18	18	14	67			230	
	2016	12	20	24	-	-	-	-	-	-	-	-	-	56	-16.4%	▼	56	
Criminal	Capital Murder	2016	-	-	4	-	-	-	-	-	-	-	-	-	4			4
	Misdemeanor	2015	86	67	39	38	58	83	42	67	55	64	100	32	192			731
		2016	79	69	95	-	-	-	-	-	-	-	-	-	243	26.6%	▲	243
	Non-Capital Felonies and Related Matters	2015	241	192	278	124	151	210	129	196	140	201	259	107	711			2,228
		2016	163	186	195	-	-	-	-	-	-	-	-	-	544	-23.5%	▼	544
	Other Criminally Related Matters	2015	15	16	13	18	13	11	6	11	10	8	6	9	44			136
2016		3	3	7	-	-	-	-	-	-	-	-	-	13	-70.5%	▼	13	
Other	Miscellaneous	2015	160	130	177	139	120	145	163	113	124	142	143	251	467			1,807
		2016	202	187	198	-	-	-	-	-	-	-	-	-	587	25.7%	▲	587
	Other	2015	-	2	3	1	1	2	-	-	4	1	1	1	5			16
		2016	1	-	1	-	-	-	-	-	-	-	-	2	-60.0%	▼	2	

Court: Brunswick Circuit

Start/End Date: Jan-15 / Mar-16

2015 Average Month: 89

Jan-Mar 2015: 166

Filings Trending: Upward ▲

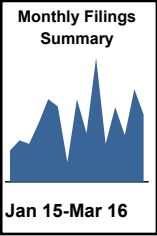
Circuit/Court ID: 6 206025

Type of Case: Filings

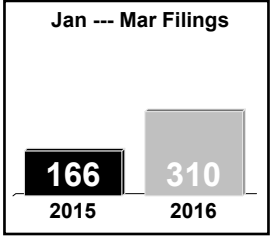
2016 Average Month:103

Jan-Mar 2016 : 310

Overall AVG. Month: 92



	Totals	
	2015	2016
Civil	78	22
Criminal	728	179
Other	266	109
Total	1,072	310



	Jan --- Mar Filings			
	2015	2016	% Change	Trending
Civil	11	22	100.0%	▲
Criminal	99	179	80.8%	▲
Other	56	109	94.6%	▲
Total	166	310	86.7%	▲

	Jan	Feb	Mar	Apr	May	Jun	Jul	Aug	Sep	Oct	Nov	Dec	Thru Mar	% Change	Trending	Total
2015	47	62	57	88	124	113	29	124	73	186	57	112	166			1,072
2016	70	139	101	-	-	-	-	-	-	-	-	-	310	86.7%	▲	310

			Jan	Feb	Mar	Apr	May	Jun	Jul	Aug	Sep	Oct	Nov	Dec	Thru Mar	% Change	Trending	Total
Civil	Contested Divorce	2015	-	-	1	-	1	-	2	2	1	2	-	1	1			10
		2016	-	1	2	-	-	-	-	-	-	-	-	-	3	200.0%	▲	3
	Domestic and Family - Lev	2015	-	-	-	3	-	2	-	-	-	4	1	-	0			10
		2015	-	-	-	-	1	-	-	-	-	-	-	-	0	0.0%	↔	1
	Domestic and Family - Level 2	2016	-	-	1	-	-	-	-	-	-	-	-	-	1	0.0%	↔	1
	General Civil - Level 2	2015	1	-	1	1	1	4	1	1	2	2	1	-	2			15
		2016	1	1	2	-	-	-	-	-	-	-	-	-	4	100.0%	▲	4
	General Civil - Level 3	2015	1	-	2	1	1	2	-	1	1	1	-	1	3			11
		2016	2	1	-	-	-	-	-	-	-	-	-	-	3	0.0%	↔	3
	Probates/Wills and Trusts	2015	-	-	-	-	-	1	1	-	1	-	-	-	0			3
Criminal	Protective Orders	2015	1	-	-	-	-	1	-	-	3	-	-	-	1	0.0%	↔	5
	Uncontested Divorce	2015	1	-	3	1	2	4	2	3	4	1	-	2	4			23
		2016	2	1	8	-	-	-	-	-	-	-	-	-	11	175.0%	▲	11
	Misdemeanor	2015	5	21	9	18	34	22	-	41	15	89	14	28	35			296
		2016	16	53	5	-	-	-	-	-	-	-	-	-	74	111.4%	▲	74
	Non-Capital Felonies and Related Matters	2015	12	23	24	33	62	51	11	54	12	60	10	31	59			383
Oth	Other Criminally Related Matters	2015	1	4	-	14	-	6	-	4	4	6	-	10	5			49
		2016	2	11	-	-	-	-	-	-	-	-	-	-	13	160.0%	▲	13
	Miscellaneous	2015	25	14	17	17	22	20	12	18	30	21	31	39	56			266
		2016	34	37	38	-	-	-	-	-	-	-	-	-	109	94.6%	▲	109

Court: Greenville Circuit

Start/End Date: Jan-15 / Mar-16

2015 Average Month: 68

Jan-Mar 2015: 180

Filings Trending: Downward ▼

Circuit/Court ID: 6 206081

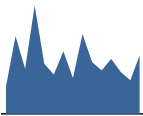
Type of Case: Filings

2016 Average Month:53

Jan-Mar 2016 : 160

Overall AVG. Month: 65

Monthly Filings Summary



Jan 15-Mar 16

Totals

	2015	2016
Civil	171	49
Criminal	575	94
Other	65	17
Total	811	160

Jan --- Mar Filings

180

160

2015

2016

Jan --- Mar Filings

	2015	2016	% Change	Trending
Civil	48	49	2.1%	▲
Criminal	118	94	-20.3%	▼
Other	14	17	21.4%	▲
Total	180	160	-11.1%	▼

	Jan	Feb	Mar	Apr	May	Jun	Jul	Aug	Sep	Oct	Nov	Dec	Thru Mar	% Change	Trending	Total
2015	33	93	54	130	60	47	75	43	96	62	52	66	180			811
2016	50	40	70	-	-	-	-	-	-	-	-	-	160	-11.1%	▼	160

			Jan	Feb	Mar	Apr	May	Jun	Jul	Aug	Sep	Oct	Nov	Dec	Thru Mar	% Change	Trending	Total
Civil	Contested Divorce	2015	-	1	2	-	-	1	1	3	2	1	-	-	3			11
		2016	2	1	4	-	-	-	-	-	-	-	-	-	7	133.3%	▲	7
	Domestic and Family - Level 1	2015	-	-	3	4	-	2	-	1	1	8	-	-	3			19
		2016	3	-	2	-	-	-	-	-	-	-	-	-	5	66.7%	▲	5
	Domestic and Family - Level 2	2015	1	-	-	-	-	-	-	1	-	-	1	-	1			3
		2016	-	-	3	-	-	-	-	-	-	-	-	-	3	200.0%	▲	3
	General Civil - Level 1	2015	-	-	1	2	-	-	-	-	1	-	-	1	1			5
		2016	-	2	-	-	-	-	-	-	-	-	-	-	2	100.0%	▲	2
	General Civil - Level 2	2015	9	9	4	2	5	4	11	2	5	1	5	8	22			65
		2016	1	5	6	-	-	-	-	-	-	-	-	-	12	-45.5%	▼	12
	General Civil - Level 3	2015	2	2	-	1	5	2	-	1	9	-	4	2	4			28
		2016	4	3	4	-	-	-	-	-	-	-	-	-	11	175.0%	▲	11
Criminal	Probates/Wills and Trusts	2015	-	-	-	1	-	-	-	-	-	-	-	-	0			1
	Probates/Wills and Trusts	2015	-	-	-	-	-	1	-	-	-	-	1	-	0	0.0%	↔	2
	Uncontested Divorce	2015	1	7	6	3	7	3	2	3	1	2	2	-	14	0.0%	↔	37
		2016	3	4	2	-	-	-	-	-	-	-	-	-	9	-35.7%	▼	9
Other	Misdemeanor	2015	2	5	7	21	6	6	13	4	31	6	6	11	14			118
		2016	6	6	12	-	-	-	-	-	-	-	-	-	24	71.4%	▲	24
	Non-Capital Felonies and Related Matters	2015	12	54	22	81	30	19	38	21	33	40	23	38	88			411
		2016	23	11	31	-	-	-	-	-	-	-	-	-	65	-26.1%	▼	65
Other	Other Criminally Related Matters	2015	1	10	5	4	2	3	3	2	8	2	5	1	16			46
		2016	-	4	1	-	-	-	-	-	-	-	-	-	5	-68.8%	▼	5
	Miscellaneous	2015	5	5	4	11	5	6	7	4	5	2	5	5	14			64
		2016	8	4	5	-	-	-	-	-	-	-	-	-	17	21.4%	▲	17
Other	Other	2015	-	-	-	-	-	-	-	1	-	-	-	-	0			1

Court: Prince George Circuit

Start/End Date: Jan-15 / Mar-16

2015 Average Month: 146

Jan-Mar 2015: 483

Filings Trending: Upward ▲

Circuit/Court ID: 6 206149


Type of Case: Filings

2016 Average Month:203

Jan-Mar 2016 : 610

Overall AVG. Month: 157

Monthly Filings Summary




Jan 15-Mar 16

Totals

	2015	2016
Civil	281	72
Criminal	590	192
Other	877	346
Total	1,748	610

Jan --- Mar Filings



483 2015 610 2016

Jan --- Mar Filings

	2015	2016	% Change	Trending
Civil	67	72	7.5%	▲
Criminal	184	192	4.3%	▲
Other	232	346	49.1%	▲
Total	483	610	26.3%	▲

	Jan	Feb	Mar	Apr	May	Jun	Jul	Aug	Sep	Oct	Nov	Dec	Thru Mar	% Change	Trending	Total
2015	160	129	194	140	116	110	167	113	125	127	142	225	483			1,748
2016	181	197	232	-	-	-	-	-	-	-	-	-	610	26.3%	▲	610

			Jan	Feb	Mar	Apr	May	Jun	Jul	Aug	Sep	Oct	Nov	Dec	Thru Mar	% Change	Trending	Total
Civil	Contested Divorce	2015	9	2	3	2	4	3	1	3	3	5	1	6	14			42
		2016	3	5	7	-	-	-	-	-	-	-	-	-	15	7.1%	▲	15
	Domestic and Family - Level 1	2015	-	2	1	5	1	5	-	5	4	6	-	1	3			30
		2016	6	6	5	-	-	-	-	-	-	-	-	-	17	466.7%	▲	17
	Domestic and Family - Level 2	2015	-	-	2	1	1	-	-	-	-	1	1	-	2			6
		2016	3	-	3	-	-	-	-	-	-	-	-	-	6	200.0%	▲	6
	General Civil - Level 1	2015	1	-	-	1	1	-	-	1	-	-	-	-	1			4
	General Civil - Level 2	2015	2	2	2	9	7	7	3	2	3	6	3	4	6			50
		2016	2	4	3	-	-	-	-	-	-	-	-	-	9	50.0%	▲	9
	General Civil - Level 3	2015	1	2	1	1	5	2	1	-	3	-	-	2	4			18
Criminal		2016	-	1	1	-	-	-	-	-	-	-	-	-	2	-50.0%	▼	2
	Probates/Wills and Trusts - Level 2	2015	-	1	-	2	-	3	-	1	1	-	-	1	1			9
		2016	-	1	-	-	-	-	-	-	-	-	-	-	1	0.0%	↔	1
	Uncontested Divorce	2015	11	6	19	9	9	11	15	10	7	9	9	7	36			122
		2016	7	9	6	-	-	-	-	-	-	-	-	-	22	-38.9%	▼	22
	Capital Murder	2016	-	-	1	-	-	-	-	-	-	-	-	-	1			1
	Misdemeanor	2015	20	1	32	8	10	6	21	8	8	9	10	11	53			144
		2016	9	12	16	-	-	-	-	-	-	-	-	-	37	-30.2%	▼	37
	Non-Capital Felonies and Related Matters	2015	40	44	43	33	27	7	49	10	42	30	37	56	127			418
		2016	63	36	49	-	-	-	-	-	-	-	-	-	148	16.5%	▲	148
Other	Other Criminally Related Matters	2015	-	1	3	-	3	1	3	2	1	5	3	6	4			28
		2016	-	4	2	-	-	-	-	-	-	-	-	-	6	50.0%	▲	6
	Miscellaneous	2015	76	68	88	68	47	65	74	71	53	56	75	131	232			872
		2016	87	117	139	-	-	-	-	-	-	-	-	-	343	47.8%	▲	343
	Other	2015	-	-	-	1	1	-	-	-	-	-	3	-	0			5
		2016	1	2	-	-	-	-	-	-	-	-	-	-	3	0.0%	↔	3

Court: Surry Circuit

Start/End Date: Jan-15 / Mar-16

2015 Average Month: 23

Jan-Mar 2015: 86

Filings Trending: Downward ▼

Circuit/Court ID: 6 206181


Type of Case: Filings

2016 Average Month:25

Jan-Mar 2016 : 74

Overall AVG. Month: 23

Monthly Filings Summary



Jan 15-Mar 16

Totals

	2015	2016
Civil	56	10
Criminal	43	20
Other	172	44
Total	271	74

Jan --- Mar Filings

86

74

20152016

Jan --- Mar Filings

	2015	2016	% Change	Trending
Civil	22	10	-54.5%	▼
Criminal	7	20	185.7%	▲
Other	57	44	-22.8%	▼
Total	86	74	-14.0%	▼

			Jan	Feb	<u>Mar</u>	Apr	May	Jun	Jul	Aug	Sep	Oct	Nov	Dec	Thru Mar	% Change	Trending	<u>Total</u>
2015			30	15	41	19	18	16	19	19	17	13	26	38	86			271
2016			21	22	31	-	-	-	-	-	-	-	-	-	74	-14.0%	▼	74

			Jan	Feb	<u>Mar</u>	Apr	May	Jun	Jul	Aug	Sep	Oct	Nov	Dec	Thru Mar	% Change	Trending	<u>Total</u>
Civil	Contested Divorce	2015	-	-	1	-	1	-	-	1	-	-	1	-	1			4
		2016	1	-	1	-	-	-	-	-	-	-	-	-	2	100.0%	▲	2
	Domestic and Family - Lev	2015	-	-	-	1	-	-	-	-	-	-	-	-	0			1
	General Civil - Level 1	2015	1	-	-	-	-	-	-	-	-	-	-	-	1	0.0%	↔	1
	General Civil - Level 2	2015	1	2	-	2	2	3	-	-	1	2	-	1	3			14
		2016	-	-	1	-	-	-	-	-	-	-	-	-	1	-66.7%	▼	1
	General Civil - Level 3	2015	4	1	8	1	1	-	1	2	-	1	-	-	13			19
		2016	-	1	2	-	-	-	-	-	-	-	-	-	3	-76.9%	▼	3
	Probates/Wills and Trusts - Level 2	2015	-	-	-	-	1	1	-	-	-	-	-	-	0			2
		2016	-	1	-	-	-	-	-	-	-	-	-	-	1	0.0%	↔	1
Uncontested Divorce	2015	1	-	3	-	1	1	2	2	3	-	2	-	4			15	
	2016	3	-	-	-	-	-	-	-	-	-	-	-	3	-25.0%	▼	3	
Criminal	Misdemeanor	2015	1	-	-	2	2	1	-	-	2	3	1	3	1			15
		2016	-	-	1	-	-	-	-	-	-	-	-	-	1	0.0%	↔	1
	Non-Capital Felonies and Related Matters	2015	2	-	3	4	1	-	-	1	2	-	1	8	5			22
		2016	2	-	16	-	-	-	-	-	-	-	-	-	18	260.0%	▲	18
Other Criminally Related Matters	2015	1	-	-	1	1	-	-	-	-	-	-	-	3	1			6
	2016	1	-	-	-	-	-	-	-	-	-	-	-	-	1	0.0%	↔	1
Other	Miscellaneous	2015	17	12	26	8	8	10	16	13	9	7	21	23	55			170
		2016	14	20	10	-	-	-	-	-	-	-	-	-	44	-20.0%	▼	44
	Other	2015	2	-	-	-	-	-	-	-	-	-	-	-	2			2

Court: Sussex Circuit

Start/End Date: Jan-15 / Mar-16

2015 Average Month: 49

Jan-Mar 2015: 159

Filings Trending: Upward ▲

Circuit/Court ID: 6 206183

Type of Case: Filings

2016 Average Month:58

Jan-Mar 2016 : 175

Overall AVG. Month: 51

Monthly Filings Summary

Jan 15-Mar 16

Totals

	2015	2016
Civil	90	16
Criminal	317	101
Other	183	58
Total	590	175

Jan --- Mar Filings

159

175

2015

2016

Jan --- Mar Filings

	2015	2016	% Change	Trending
Civil	25	16	-36.0%	▼
Criminal	91	101	11.0%	▲
Other	43	58	34.9%	▲
Total	159	175	10.1%	▲

			Jan	Feb	Mar	Apr	May	Jun	Jul	Aug	Sep	Oct	Nov	Dec	Thru Mar	% Change	Trending	Total
2015			52	38	69	54	36	43	37	44	52	50	66	49	159			590
2016			38	68	69	-	-	-	-	-	-	-	-	-	175	10.1%	▲	175

			Jan	Feb	Mar	Apr	May	Jun	Jul	Aug	Sep	Oct	Nov	Dec	Thru Mar	% Change	Trending	Total
Civil	Administrative Law	2015	-	-	1	-	-	1	-	-	-	-	-	-	1			2
	Contested Divorce	2015	2	3	2	1	-	-	1	1	3	1	-	1	7			15
		2016	-	-	1	-	-	-	-	-	-	-	-	-	1	-85.7%	▼	1
	Domestic and Family - Lev	2015	-	-	-	1	-	-	-	-	-	-	-	-	0			1
	General Civil - Level 2	2015	-	6	1	-	-	5	3	5	-	4	2	1	7	0.0%	↔	27
		2016	-	1	6	-	-	-	-	-	-	-	-	-	7	0.0%	↔	7
	General Civil - Level 3	2015	-	-	2	4	1	-	1	1	10	1	1	-	2			21
		2016	-	1	1	-	-	-	-	-	-	-	-	-	2	0.0%	↔	2
	Probates/Wills and Trusts - Level 2	2015	-	-	-	-	-	-	1	1	-	-	-	3	0			5
		2016	-	-	2	-	-	-	-	-	-	-	-	-	2	0.0%	↔	2
Criminal	Uncontested Divorce	2015	1	4	3	2	1	2	-	3	1	2	-	-	8			19
		2016	-	1	3	-	-	-	-	-	-	-	-	-	4	-50.0%	▼	4
	Misdemeanor	2015	7	3	7	9	5	10	6	7	5	6	9	9	17			83
		2016	4	8	11	-	-	-	-	-	-	-	-	-	23	35.3%	▲	23
Other	Non-Capital Felonies and Related Matters	2015	20	2	35	12	8	10	13	12	12	15	34	11	57			184
		2016	14	37	19	-	-	-	-	-	-	-	-	-	70	22.8%	▲	70
	Other Criminally Related Matters	2015	8	7	2	8	2	3	2	5	2	5	2	4	17			50
		2016	1	3	4	-	-	-	-	-	-	-	-	-	8	-52.9%	▼	8
Other	Miscellaneous	2015	14	13	15	17	19	12	10	9	19	16	18	20	42			182
		2016	19	17	22	-	-	-	-	-	-	-	-	-	58	38.1%	▲	58
Other			2015	-	-	1	-	-	-	-	-	-	-	-	1			1

Court: Hopewell Circuit

Start/End Date: Jan-15 / Mar-16

2015 Average Month: 113

Jan-Mar 2015: 375

Filings Trending: Upward ▲

Circuit/Court ID: 6 206670


Type of Case: Filings

2016 Average Month:138

Jan-Mar 2016 : 413

Overall AVG. Month: 118

Monthly Filings Summary



Jan 15-Mar 16

Totals

	2015	2016
Civil	216	79
Criminal	764	217
Other	370	117
Total	1,350	413

Jan --- Mar Filings

375

2015

413

2016

Jan --- Mar Filings

	2015	2016	% Change	Trending
Civil	64	79	23.4%	▲
Criminal	201	217	8.0%	▲
Other	110	117	6.4%	▲
Total	375	413	10.1%	▲

	Jan	Feb	Mar	Apr	May	Jun	Jul	Aug	Sep	Oct	Nov	Dec	Thru Mar	% Change	Trending	Total
2015	99	135	141	108	47	91	63	121	141	154	122	128	375			1,350
2016	128	118	167	-	-	-	-	-	-	-	-	-	413	10.1%	▲	413

			Jan	Feb	Mar	Apr	May	Jun	Jul	Aug	Sep	Oct	Nov	Dec	Thru Mar	% Change	Trending	Total
Civil	Contested Divorce	2015	3	4	2	4	2	3	-	2	-	2	2	-	9			24
		2016	1	1	3	-	-	-	-	-	-	-	-	-	5	-44.4%	▼	5
	Domestic and Family - Level 1	2015	1	5	10	-	1	2	2	14	9	7	6	4	16			61
		2016	4	9	12	-	-	-	-	-	-	-	-	-	25	56.3%	▲	25
	Domestic and Family - Level 2	2015	-	-	1	2	-	-	-	1	-	1	2	-	1			7
		2016	-	-	2	-	-	-	-	-	-	-	-	-	2	100.0%	▲	2
	General Civil - Level 1	2015	-	-	-	-	-	1	-	-	-	-	-	1	0			2
		2016	-	-	1	-	-	-	-	-	-	-	-	-	1	0.0%	↔	1
	General Civil - Level 2	2015	3	2	9	3	3	-	2	3	1	5	2	1	14			34
		2016	3	7	6	-	-	-	-	-	-	-	-	-	16	14.3%	▲	16
	General Civil - Level 3	2015	2	5	-	1	3	2	1	-	4	2	3	-	7			23
		2016	3	2	8	-	-	-	-	-	-	-	-	-	13	85.7%	▲	13
	Probates/Wills and Trusts	2015	-	-	-	-	-	1	-	-	-	-	-	-	0			1
	Probates/Wills and Trusts - Level 2	2015	3	-	1	2	1	2	1	1	1	-	2	-	4	0.0%	↔	14
Criminal		2016	4	-	-	-	-	-	-	-	-	-	-	-	4	0.0%	↔	4
	Protective Orders	2016	-	-	1	-	-	-	-	-	-	-	-	-	1			1
	Uncontested Divorce	2015	1	5	7	5	6	8	1	4	4	2	6	1	13			50
		2016	2	4	6	-	-	-	-	-	-	-	-	-	12	-7.7%	▼	12
Criminal	Misdemeanor	2015	9	38	14	10	6	14	6	14	14	24	23	19	61			191
		2016	18	9	26	-	-	-	-	-	-	-	-	-	53	-13.1%	▼	53
	Non-Capital Felonies and Related Matters	2015	49	41	46	56	9	36	22	37	84	78	41	55	136			554
		2016	60	43	58	-	-	-	-	-	-	-	-	-	161	18.4%	▲	161
Oth	Other Criminally Related Matters	2015	-	1	3	4	3	1	1	-	1	1	2	2	4			19
		2016	-	2	1	-	-	-	-	-	-	-	-	-	3	-25.0%	▼	3
Oth	Miscellaneous	2015	28	34	48	21	13	21	27	45	23	32	33	45	110			370
		2016	33	41	43	-	-	-	-	-	-	-	-	-	117	6.4%	▲	117

Court: Newport News Circuit

Start/End Date: Jan-15 / Mar-16

2015 Average Month: 788

Jan-Mar 2015: 2,601

Filings Trending: Steady ↔

Circuit/Court ID: 7 207700


Type of Case: Filings

2016 Average Month: 878

Jan-Mar 2016 : 2,634

Overall AVG. Month: 806

Monthly Filings Summary



Jan 15-Mar 16

Totals

	2015	2016
Civil	1,865	498
Criminal	4,470	1,110
Other	3,126	1,026
Total	9,461	2,634

Jan --- Mar Filings

2,601

2015

2,634

2016

Jan --- Mar Filings

	2015	2016	% Change	Trending
Civil	473	498	5.3%	▲
Criminal	1,307	1,110	-15.1%	▼
Other	821	1,026	25.0%	▲
Total	2,601	2,634	1.3%	▲

			Jan	Feb	Mar	Apr	May	Jun	Jul	Aug	Sep	Oct	Nov	Dec	Thru Mar	% Change	Trending	Total
2015			911	774	916	888	684	761	765	602	757	817	689	897	2,601			9,461
2016			750	726	1,158	-	-	-	-	-	-	-	-	-	2,634	1.3%	▲	2,634

			Jan	Feb	Mar	Apr	May	Jun	Jul	Aug	Sep	Oct	Nov	Dec	Thru Mar	% Change	Trending	Total
Civil	Administrative Law	2015	1	-	1	-	1	-	-	2	1	-	-	-	2			6
		2016	-	-	1	-	-	-	-	-	-	-	-	-	1	-50.0%	▼	1
	Contested Divorce	2015	15	17	26	27	13	11	17	15	17	22	15	10	58			205
		2016	18	23	17	-	-	-	-	-	-	-	-	-	58	0.0%	↔	58
	Domestic and Family - Level 1	2015	20	15	13	13	19	23	21	16	13	24	18	26	48			221
		2016	4	20	32	-	-	-	-	-	-	-	-	-	56	16.7%	▲	56
	Domestic and Family - Level 2	2015	4	6	-	9	5	4	7	13	3	8	4	3	10			66
		2016	5	4	5	-	-	-	-	-	-	-	-	-	14	40.0%	▲	14
	General Civil - Level 1	2015	9	4	65	12	2	61	19	5	35	6	20	8	78			246
		2016	6	34	6	-	-	-	-	-	-	-	-	-	46	-41.0%	▼	46
	General Civil - Level 2	2015	31	19	27	37	32	20	36	45	36	34	28	26	77			371
		2016	30	34	27	-	-	-	-	-	-	-	-	-	91	18.2%	▲	91
	General Civil - Level 3	2015	16	10	15	9	12	12	17	12	14	14	26	17	41			174
		2016	13	33	21	-	-	-	-	-	-	-	-	-	67	63.4%	▲	67
	Probates/Wills and Trusts - Level 1	2015	-	3	-	2	-	1	-	-	1	-	-	-	3			7
		2016	-	1	-	-	-	-	-	-	-	-	-	-	1	-66.7%	▼	1
Criminal	Probates/Wills and Trusts - Level 2	2015	-	-	-	-	-	-	-	1	-	1	1	-	0			3
		2016	-	1	-	-	-	-	-	-	-	-	-	-	1	0.0%	↔	1
	Protective Orders	2015	5	5	3	4	1	2	2	6	5	3	1	1	13			38
		2016	2	7	2	-	-	-	-	-	-	-	-	-	11	-15.4%	▼	11
	Uncontested Divorce	2015	47	50	46	52	51	56	45	42	24	34	45	36	143			528
		2016	32	53	67	-	-	-	-	-	-	-	-	-	152	6.3%	▲	152
	Misdemeanor	2015	109	116	112	110	74	78	63	37	70	59	68	64	337			960
		2016	103	46	103	-	-	-	-	-	-	-	-	-	252	-25.2%	▼	252
	Non-Capital Felonies and Related Matters	2015	325	205	188	226	210	158	235	100	236	288	162	315	718			2,648
		2016	183	36	438	-	-	-	-	-	-	-	-	-	657	-8.5%	▼	657
Other	Other Criminally Related Matters	2015	90	80	82	111	65	83	49	44	72	75	61	50	252			862
		2016	45	77	79	-	-	-	-	-	-	-	-	-	201	-20.2%	▼	201
	Miscellaneous	2015	200	204	291	248	168	209	204	212	183	206	201	315	695			2,641
		2016	287	322	335	-	-	-	-	-	-	-	-	-	944	35.8%	▲	944
	Other	2015	39	40	47	28	31	43	50	52	47	43	39	26	126			485
		2016	22	35	25	-	-	-	-	-	-	-	-	-	82	-34.9%	▼	82

Court: Hampton Circuit

Start/End Date: Jan-15 / Mar-16

2015 Average Month: 636

Jan-Mar 2015: 1,863

Filings Trending: Upward ▲

Circuit/Court ID: 8 208650


Type of Case: Filings

2016 Average Month:733

Jan-Mar 2016 : 2,198

Overall AVG. Month: 655

Monthly Filings Summary

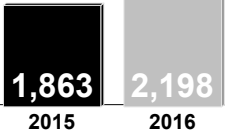


Jan 15-Mar 16

Totals

	2015	2016
Civil	1,747	367
Criminal	3,024	903
Other	2,861	928
Total	7,632	2,198

Jan --- Mar Filings



2015 2016

Jan --- Mar Filings

	2015	2016	% Change	Trending
Civil	387	367	-5.2%	▼
Criminal	717	903	25.9%	▲
Other	759	928	22.3%	▲
Total	1,863	2,198	18.0%	▲

	Jan	Feb	Mar	Apr	May	Jun	Jul	Aug	Sep	Oct	Nov	Dec	Thru Mar	% Change	Trending	Total
2015	607	522	734	746	614	685	625	583	587	657	571	701	1,863			7,632
2016	672	694	832	-	-	-	-	-	-	-	-	-	2,198	18.0%	▲	2,198

			Jan	Feb	Mar	Apr	May	Jun	Jul	Aug	Sep	Oct	Nov	Dec	Thru Mar	% Change	Trending	Total
Civil	Administrative Law	2015	-	1	-	-	-	-	-	-	2	-	1	1	1			5
		2016	-	-	1	-	-	-	-	-	-	-	-	-	1	0.0%	↔	1
	Contested Divorce	2015	13	9	17	22	11	18	18	15	15	21	20	14	39			193
		2016	10	21	12	-	-	-	-	-	-	-	-	-	43	10.3%	▲	43
	Domestic and Family - Level 1	2015	11	15	11	5	24	19	21	12	19	17	10	24	37			188
		2016	13	19	23	-	-	-	-	-	-	-	-	-	55	48.6%	▲	55
	Domestic and Family - Level 2	2015	7	45	51	115	1	84	5	47	4	50	36	21	103			466
		2016	29	4	5	-	-	-	-	-	-	-	-	-	38	-63.1%	▼	38
	General Civil - Level 1	2015	2	2	3	2	-	1	-	-	3	3	-	4	7			20
		2016	20	19	26	29	24	24	25	19	30	20	20	19	65			275
	General Civil - Level 2	2015	25	29	13	-	-	-	-	-	-	-	-	-	67	3.1%	▲	67
		2016	9	7	12	10	10	17	9	10	14	10	11	7	28			126
	General Civil - Level 3	2015	9	13	9	-	-	-	-	-	-	-	-	-	31	10.7%	▲	31
		2016	-	-	-	-	-	-	2	1	1	-	1	-	0			5
Criminal	Probates/Wills and Trusts - Level 1	2015	1	1	1	-	-	-	-	-	-	-	-	-	3	0.0%	↔	3
		2016	6	1	5	2	7	8	5	3	5	1	3	4	12			50
	Probates/Wills and Trusts - Level 2	2015	4	9	3	-	-	-	-	-	-	-	-	-	16	33.3%	▲	16
		2016	25	24	46	38	45	38	43	30	33	36	36	25	95			419
	Uncontested Divorce	2015	31	37	45	-	-	-	-	-	-	-	-	-	113	18.9%	▲	113
		2016	59	59	61	49	48	80	50	61	62	63	58	53	179			703
	Misdemeanor	2015	47	62	94	-	-	-	-	-	-	-	-	-	203	13.4%	▲	203
		2016	166	120	144	175	185	169	185	111	188	174	138	159	430			1,914
	Non-Capital Felonies and Related Matters	2015	173	167	227	-	-	-	-	-	-	-	-	-	567	31.9%	▲	567
		2016	47	29	32	55	26	24	33	39	19	42	35	26	108			407
	Other Criminally Related Matters	2015	56	24	53	-	-	-	-	-	-	-	-	-	133	23.1%	▲	133
		2016	198	149	266	173	180	156	179	178	130	179	158	286	613			2,232
	Miscellaneous	2015	227	249	290	-	-	-	-	-	-	-	-	-	766	25.0%	▲	766
		2016	44	42	60	71	53	47	50	57	62	41	44	58	146			629
Other	Other	2015	47	59	56	-	-	-	-	-	-	-	-	-	162	11.0%	▲	162
		2016																

Court: Charles City Circuit

Start/End Date: Jan-15 / Mar-16

2015 Average Month: 24

Jan-Mar 2015: 62

Filings Trending: Upward ▲

Circuit/Court ID: 9 209036


Type of Case: Filings

2016 Average Month:42

Jan-Mar 2016 : 125

Overall AVG. Month: 28

Monthly Filings Summary

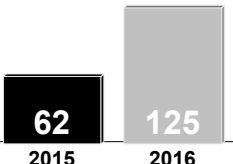


Jan 15-Mar 16

Totals

	2015	2016
Civil	45	11
Criminal	94	52
Other	151	62
Total	290	125

Jan --- Mar Filings



62 2015 125 2016

Jan --- Mar Filings

	2015	2016	% Change	Trending
Civil	11	11	-	↔
Criminal	9	52	477.8%	▲
Other	42	62	47.6%	▲
Total	62	125	101.6%	▲

	Jan	Feb	Mar	Apr	May	Jun	Jul	Aug	Sep	Oct	Nov	Dec	Thru Mar	% Change	Trending	Total
2015	19	19	24	33	15	25	30	17	33	23	26	26	62			290
2016	47	46	32	-	-	-	-	-	-	-	-	-	125	101.6%	▲	125

			Jan	Feb	Mar	Apr	May	Jun	Jul	Aug	Sep	Oct	Nov	Dec	Thru Mar	% Change	Trending	Total
Civil	Contested Divorce	2015	2	-	-	-	-	-	-	-	-	-	1	-	2			3
		2016	-	1	-	-	-	-	-	-	-	-	-	-	1	-50.0%	▼	1
	Domestic and Family - Lev	2015	-	-	-	-	-	-	1	-	-	-	-	-	0			1
	Domestic and Family - Lev	2015	-	-	-	-	-	-	-	1	-	-	-	-	0	0.0%	↔	1
	General Civil - Level 1	2015	-	-	1	-	-	-	-	-	-	-	-	1	1	0.0%	↔	2
	General Civil - Level 2	2015	2	2	1	2	1	-	2	-	2	1	1	2	5			16
		2016	1	2	2	-	-	-	-	-	-	-	-	-	5	0.0%	↔	5
	General Civil - Level 3	2015	-	2	-	2	2	2	2	-	1	-	2	1	2			14
		2016	-	1	2	-	-	-	-	-	-	-	-	-	3	50.0%	▲	3
	Probates/Wills and Trusts	2015	-	-	-	1	-	-	-	-	-	-	-	1	0			2
	Protective Orders	2016	-	-	1	-	-	-	-	-	-	-	-	-	1	0.0%	↔	1
	Uncontested Divorce	2015	-	1	-	-	-	-	1	-	-	2	1	1	1			6
Criminal		2016	-	1	-	-	-	-	-	-	-	-	-	-	1	0.0%	↔	1
	Misdemeanor	2015	2	-	-	5	-	2	2	-	4	6	2	2	2			25
		2016	20	13	4	-	-	-	-	-	-	-	-	-	37	1,750.0%	▲	37
	Non-Capital Felonies and Related Matters	2015	2	-	2	5	8	6	9	1	13	5	1	5	4			57
		2016	2	7	4	-	-	-	-	-	-	-	-	-	13	225.0%	▲	13
	Other Criminally Related Matters	2015	-	1	2	1	1	-	1	3	-	-	1	2	3			12
Other		2016	-	-	2	-	-	-	-	-	-	-	-	-	2	-33.3%	▼	2
	Miscellaneous	2015	11	13	17	16	3	15	12	12	10	9	16	11	41			145
		2016	24	21	16	-	-	-	-	-	-	-	-	-	61	48.8%	▲	61
	Other	2015	-	-	1	1	-	-	-	1	2	-	1	-	1			6
		2016	-	-	1	-	-	-	-	-	-	-	-	-	1	0.0%	↔	1

Court: Gloucester Circuit

Start/End Date: Jan-15 / Mar-16

2015 Average Month: 199

Jan-Mar 2015: 679

Filings Trending: Upward ▲

Circuit/Court ID: 9 209073


Type of Case: Filings

2016 Average Month:273

Jan-Mar 2016 : 819

Overall AVG. Month: 213

Monthly Filings Summary



Jan 15-Mar 16

Totals

	2015	2016
Civil	396	131
Criminal	835	231
Other	1,151	457
Total	2,382	819

Jan --- Mar Filings

679

819

2015

2016

Jan --- Mar Filings

	2015	2016	% Change	Trending
Civil	97	131	35.1%	▲
Criminal	264	231	-12.5%	▼
Other	318	457	43.7%	▲
Total	679	819	20.6%	▲

			Jan	Feb	Mar	Apr	May	Jun	Jul	Aug	Sep	Oct	Nov	Dec	Thru Mar	% Change	Trending	Total
2015			190	268	221	194	168	167	228	159	175	196	186	230	679			2,382
2016			265	251	303	-	-	-	-	-	-	-	-	-	819	20.6%	▲	819

			Jan	Feb	Mar	Apr	May	Jun	Jul	Aug	Sep	Oct	Nov	Dec	Thru Mar	% Change	Trending	Total
Civil	Administrative Law	2015	-	-	-	-	-	-	-	1	-	-	-	-	0			1
	Contested Divorce	2015	3	3	7	3	6	7	5	4	1	5	5	2	13	0.0%	↔	51
		2016	7	8	8	-	-	-	-	-	-	-	-	-	23	76.9%	▲	23
	Domestic and Family - Level 1	2015	6	3	6	-	-	5	8	2	-	1	2	3	15			36
		2016	9	5	6	-	-	-	-	-	-	-	-	-	20	33.3%	▲	20
	Domestic and Family - Level 2	2015	-	3	1	1	3	2	4	2	1	3	-	-	4			20
		2016	-	2	5	-	-	-	-	-	-	-	-	-	7	75.0%	▲	7
	General Civil - Level 1	2015	-	-	-	-	-	-	1	1	-	-	-	-	0			2
		2016	-	-	1	-	-	-	-	-	-	-	-	-	1	0.0%	↔	1
	General Civil - Level 2	2015	3	9	9	4	9	12	5	5	7	9	4	5	21			81
		2016	5	6	16	-	-	-	-	-	-	-	-	-	27	28.6%	▲	27
	General Civil - Level 3	2015	2	-	2	33	5	4	4	3	-	3	5	3	4			64
		2016	1	3	2	-	-	-	-	-	-	-	-	-	6	50.0%	▲	6
	Probates/Wills and Trusts	2015	-	1	1	-	-	1	-	-	-	-	-	-	2			3
	Probates/Wills and Trusts - Level 2	2015	3	1	2	-	1	-	2	-	-	1	2	1	6			13
		2016	-	1	2	-	-	-	-	-	-	-	-	-	3	-50.0%	▼	3
Criminal	Protective Orders	2015	-	-	-	2	1	1	-	3	-	-	1	-	0			8
	Uncontested Divorce	2015	7	13	12	11	8	7	13	12	12	7	12	3	32	0.0%	↔	117
		2016	7	15	22	-	-	-	-	-	-	-	-	-	44	37.5%	▲	44
	Capital Murder	2015	-	-	-	-	-	-	-	-	1	-	-	-	0			1
	Misdemeanor	2015	17	19	32	17	16	15	24	13	27	18	17	20	68	0.0%	↔	235
		2016	27	20	21	-	-	-	-	-	-	-	-	-	68	0.0%	↔	68
Other	Non-Capital Felonies and Related Matters	2015	33	103	45	35	40	32	54	24	45	46	19	42	181			518
		2016	65	37	44	-	-	-	-	-	-	-	-	-	146	-19.3%	▼	146
	Other Criminally Related Matters	2015	3	7	5	4	9	2	9	6	5	8	18	5	15			81
		2016	1	4	12	-	-	-	-	-	-	-	-	-	17	13.3%	▲	17
Other	Miscellaneous	2015	99	78	86	68	53	64	75	72	53	80	78	127	263			933
		2016	120	118	141	-	-	-	-	-	-	-	-	-	379	44.1%	▲	379
	Other	2015	14	28	13	16	17	15	24	11	23	15	23	19	55			218
		2016	23	32	23	-	-	-	-	-	-	-	-	-	78	41.8%	▲	78

Court: King & Queen Circuit

Start/End Date: Jan-15 / Mar-16

2015 Average Month: 36

Jan-Mar 2015: 135

Filings Trending: Downward ▼

Circuit/Court ID: 9 209097

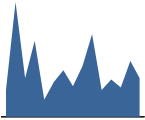
Type of Case: Filings

2016 Average Month:31

Jan-Mar 2016 : 93

Overall AVG. Month: 35

Monthly Filings Summary



Jan 15-Mar 16

Totals

	2015	2016
Civil	66	15
Criminal	221	28
Other	150	50
Total	437	93

Jan --- Mar Filings

135

2015

93

2016

Jan --- Mar Filings

	2015	2016	% Change	Trending
Civil	9	15	66.7%	▲
Criminal	82	28	-65.9%	▼
Other	44	50	13.6%	▲
Total	135	93	-31.1%	▼

	Jan	Feb	Mar	Apr	May	Jun	Jul	Aug	Sep	Oct	Nov	Dec	Thru Mar	% Change	Trending	Total
2015	20	86	29	57	13	26	35	23	38	62	20	28	135			437
2016	22	42	29	-	-	-	-	-	-	-	-	-	93	-31.1%	▼	93

			Jan	Feb	Mar	Apr	May	Jun	Jul	Aug	Sep	Oct	Nov	Dec	Thru Mar	% Change	Trending	Total
Civil	Administrative Law	2015	1	-	-	-	-	-	-	-	-	1	-	-	1			2
	Contested Divorce	2015	-	-	2	1	-	1	-	1	-	1	-	1	2			7
		2016	-	-	1	-	-	-	-	-	-	-	-	-	1	-50.0%	▼	1
	Domestic and Family - Lev	2015	1	-	-	2	1	1	-	6	-	-	-	-	1			11
	Domestic and Family - Lev	2015	-	-	-	-	-	3	-	-	-	-	-	-	0			3
	General Civil - Level 2	2015	-	-	1	2	-	1	-	2	-	1	-	2	1	0.0%	↔	9
		2016	-	1	2	-	-	-	-	-	-	-	-	-	3	200.0%	▲	3
	General Civil - Level 3	2015	1	-	-	1	1	-	2	1	6	4	4	-	1			20
		2016	1	3	-	-	-	-	-	-	-	-	-	-	4	300.0%	▲	4
	Probates/Wills and Trusts	2016	-	1	-	-	-	-	-	-	-	-	-	-	1			1
	Probates/Wills and Trusts - Level 2	2015	-	-	-	-	-	-	-	1	1	-	-	-	0			2
		2016	-	-	1	-	-	-	-	-	-	-	-	-	1	0.0%	↔	1
Criminal	Uncontested Divorce	2015	2	1	-	-	-	1	3	1	1	2	1	-	3			12
		2016	1	2	2	-	-	-	-	-	-	-	-	-	5	66.7%	▲	5
	Misdemeanor	2015	4	15	3	9	1	1	4	1	6	13	3	1	22			61
		2016	1	4	1	-	-	-	-	-	-	-	-	-	6	-72.7%	▼	6
	Non-Capital Felonies and Related Matters	2015	2	55	1	30	3	2	7	2	8	26	2	12	58			150
		2016	3	9	4	-	-	-	-	-	-	-	-	-	16	-72.4%	▼	16
Other	Other Criminally Related Matters	2015	-	2	-	2	-	1	2	-	3	-	-	-	2			10
		2016	2	1	3	-	-	-	-	-	-	-	-	-	6	200.0%	▲	6
	Miscellaneous	2015	9	13	22	7	7	14	16	8	13	14	10	12	44			145
		2016	14	21	14	-	-	-	-	-	-	-	-	-	49	11.4%	▲	49
	Other	2015	-	-	-	3	-	1	1	-	-	-	-	-	0			5
		2016	-	-	1	-	-	-	-	-	-	-	-	-	1	0.0%	↔	1

Court: King William Circuit

Start/End Date: Jan-15 / Mar-16

2015 Average Month: 66

Jan-Mar 2015: 209

Filings Trending: Upward ▲

Circuit/Court ID: 9 209101


Type of Case: Filings

2016 Average Month:91

Jan-Mar 2016 : 273

Overall AVG. Month: 71

Monthly Filings Summary



Jan 15-Mar 16

Totals

	2015	2016
Civil	120	26
Criminal	256	99
Other	414	148
Total	790	273

Jan --- Mar Filings

209

2015

273

2016

Jan --- Mar Filings

	2015	2016	% Change	Trending
Civil	29	26	-10.3%	▼
Criminal	71	99	39.4%	▲
Other	109	148	35.8%	▲
Total	209	273	30.6%	▲

	Jan	Feb	Mar	Apr	May	Jun	Jul	Aug	Sep	Oct	Nov	Dec	Thru Mar	% Change	Trending	Total
2015	105	54	50	75	63	64	62	41	48	82	43	103	209			790
2016	63	126	84	-	-	-	-	-	-	-	-	-	273	30.6%	▲	273

			Jan	Feb	Mar	Apr	May	Jun	Jul	Aug	Sep	Oct	Nov	Dec	Thru Mar	% Change	Trending	Total
Civil	Administrative Law	2015	-	-	-	-	-	-	1	-	-	-	-	-	0			1
	Contested Divorce	2015	-	-	1	-	-	-	-	-	1	2	1	2	1	0.0%	↔	7
		2016	2	1	1	-	-	-	-	-	-	-	-	-	4	300.0%	▲	4
	Domestic and Family - Level 1	2015	2	3	4	3	-	-	1	2	2	-	5	3	9			25
		2016	2	1	2	-	-	-	-	-	-	-	-	-	5	-44.4%	▼	5
	Domestic and Family - Lev	2015	-	2	1	1	1	2	1	-	2	-	-	-	3			10
	General Civil - Level 1	2015	1	1	-	2	-	-	-	-	-	-	-	-	2			4
	General Civil - Level 2	2015	2	1	1	1	3	10	2	3	2	2	2	2	4			31
		2016	-	1	1	-	-	-	-	-	-	-	-	-	2	-50.0%	▼	2
	General Civil - Level 3	2015	3	1	2	2	5	3	1	1	-	2	1	3	6			24
		2016	1	3	2	-	-	-	-	-	-	-	-	-	6	0.0%	↔	6
	Probates/Wills and Trusts	2015	-	-	1	-	-	-	-	-	-	-	-	-	1			1
	Probates/Wills and Trusts	2015	-	-	-	-	1	-	-	-	-	-	-	-	0			1
	Protective Orders	2015	1	-	-	-	-	-	-	-	-	-	-	-	1	0.0%	↔	1
Criminal	Uncontested Divorce	2015	-	-	2	-	-	-	1	3	2	4	-	3	2			15
		2016	3	1	5	-	-	-	-	-	-	-	-	-	9	350.0%	▲	9
	Capital Murder	2016	-	1	-	-	-	-	-	-	-	-	-	-	1			1
	Misdemeanor	2015	9	3	1	7	9	1	14	-	2	2	1	4	13			53
		2016	4	7	11	-	-	-	-	-	-	-	-	-	22	69.2%	▲	22
	Non-Capital Felonies and Related Matters	2015	44	2	6	32	23	5	12	2	8	35	-	10	52			179
Other		2016	-	55	18	-	-	-	-	-	-	-	-	-	73	40.4%	▲	73
	Other Criminally Related Matters	2015	-	4	2	3	2	5	2	1	2	2	1	-	6			24
		2016	2	-	1	-	-	-	-	-	-	-	-	-	3	-50.0%	▼	3
	Miscellaneous	2015	43	37	29	24	19	38	27	29	27	33	32	76	109			414
		2016	48	55	43	-	-	-	-	-	-	-	-	-	146	33.9%	▲	146
	Other	2016	1	1	-	-	-	-	-	-	-	-	-	-	2			2

Court: Mathews Circuit

Start/End Date: Jan-15 / Mar-16

2015 Average Month: 40

Jan-Mar 2015: 120

Filings Trending: Upward ▲

Circuit/Court ID: 9 209115


Type of Case: Filings

2016 Average Month:43

Jan-Mar 2016 : 129

Overall AVG. Month: 41

Monthly Filings Summary



Jan 15-Mar 16

Totals

	2015	2016
Civil	89	13
Criminal	171	42
Other	221	74
Total	481	129

Jan --- Mar Filings

120

2015

129

2016

Jan --- Mar Filings

	2015	2016	% Change	Trending
Civil	19	13	-31.6%	▼
Criminal	34	42	23.5%	▲
Other	67	74	10.4%	▲
Total	120	129	7.5%	▲

	Jan	Feb	Mar	Apr	May	Jun	Jul	Aug	Sep	Oct	Nov	Dec	Thru Mar	% Change	Trending	Total
2015	31	31	58	45	35	39	53	19	29	31	55	55	120			481
2016	35	25	69	-	-	-	-	-	-	-	-	-	129	7.5%	▲	129

			Jan	Feb	Mar	Apr	May	Jun	Jul	Aug	Sep	Oct	Nov	Dec	Thru Mar	% Change	Trending	Total
Civil	Administrative Law	2015	-	-	-	-	-	-	-	-	1	-	-	-	0			1
	Contested Divorce	2015	-	2	-	1	-	-	-	1	2	-	1	-	2	0.0%	↔	7
	Domestic and Family - Level 1	2015	-	-	-	-	-	6	-	-	2	-	-	8	0			16
		2016	-	-	1	-	-	-	-	-	-	-	-	-	1	0.0%	↔	1
	Domestic and Family - Lev	2015	-	-	1	1	-	-	1	-	-	-	1	-	1			4
	General Civil - Level 1	2015	1	-	-	-	-	-	-	-	-	1	1	-	1			3
	General Civil - Level 2	2015	3	3	2	1	-	1	3	1	-	-	1	3	8			18
		2016	2	1	3	-	-	-	-	-	-	-	-	-	6	-25.0%	▼	6
	General Civil - Level 3	2015	-	1	2	5	1	-	-	1	-	2	2	1	3			15
		2016	2	1	-	-	-	-	-	-	-	-	-	-	3	0.0%	↔	3
	Probates/Wills and Trusts - Level 2	2015	-	-	1	-	-	-	-	-	-	-	-	-	1			1
		2016	1	-	-	-	-	-	-	-	-	-	-	-	1	0.0%	↔	1
	Protective Orders	2015	-	-	-	-	-	1	-	-	-	-	-	-	0			1
Criminal	Uncontested Divorce	2015	1	-	2	1	1	4	4	1	1	2	4	2	3	0.0%	↔	23
		2016	1	-	1	-	-	-	-	-	-	-	-	-	2	-33.3%	▼	2
	Misdemeanor	2015	1	1	3	-	6	2	5	-	4	1	-	6	5			29
		2016	1	-	5	-	-	-	-	-	-	-	-	-	6	20.0%	▲	6
	Non-Capital Felonies and Related Matters	2015	5	3	19	-	11	11	32	3	8	11	23	2	27			128
		2016	-	-	32	-	-	-	-	-	-	-	-	-	32	18.5%	▲	32
Other	Other Criminally Related Matters	2015	-	2	-	3	2	2	-	-	2	1	2	-	2			14
		2016	3	-	1	-	-	-	-	-	-	-	-	-	4	100.0%	▲	4
	Miscellaneous	2015	20	19	27	33	14	12	8	12	9	13	20	31	66			218
		2016	25	23	25	-	-	-	-	-	-	-	-	-	73	10.6%	▲	73
	Other	2015	-	-	1	-	-	-	-	-	-	-	-	2	1			3
		2016	-	-	1	-	-	-	-	-	-	-	-	-	1	0.0%	↔	1

Court: Middlesex Circuit

Start/End Date: Jan-15 / Mar-16

2015 Average Month: 44

Jan-Mar 2015: 138

Filings Trending: Upward ▲

Circuit/Court ID: 9 209119


Type of Case: Filings

2016 Average Month:84

Jan-Mar 2016 : 251

Overall AVG. Month: 52

Monthly Filings Summary

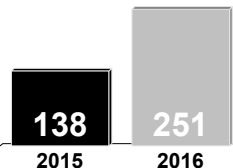


Jan 15-Mar 16

Totals

	2015	2016
Civil	86	23
Criminal	190	134
Other	255	94
Total	531	251

Jan --- Mar Filings



138 251

2015 2016

Jan --- Mar Filings

	2015	2016	% Change	Trending
Civil	24	23	-4.2%	▼
Criminal	40	134	235.0%	▲
Other	74	94	27.0%	▲
Total	138	251	81.9%	▲

	Jan	Feb	Mar	Apr	May	Jun	Jul	Aug	Sep	Oct	Nov	Dec	Thru Mar	% Change	Trending	Total
2015	49	37	52	38	44	55	54	36	53	31	25	57	138			531
2016	62	64	125	-	-	-	-	-	-	-	-	-	251	81.9%	▲	251

			Jan	Feb	Mar	Apr	May	Jun	Jul	Aug	Sep	Oct	Nov	Dec	Thru Mar	% Change	Trending	Total
Civil	Contested Divorce	2015	-	1	1	1	-	1	1	-	1	-	1	1	2			8
		2016	-	-	1	-	-	-	-	-	-	-	-	-	1	-50.0%	▼	1
	Domestic and Family - Level 1	2015	-	1	-	-	-	-	-	4	-	2	1	1	1			9
		2016	-	-	2	-	-	-	-	-	-	-	-	-	2	100.0%	▲	2
	Domestic and Family - Lev	2015	2	-	1	2	-	-	1	-	-	-	-	-	3			6
	General Civil - Level 2	2015	2	3	6	4	-	4	-	-	-	3	-	1	11			23
		2016	1	3	3	-	-	-	-	-	-	-	-	-	7	-36.4%	▼	7
	General Civil - Level 3	2015	-	-	-	1	2	1	-	-	-	-	-	2	0			6
		2016	1	-	1	-	-	-	-	-	-	-	-	-	2	0.0%	↔	2
	Probates/Wills and Trusts - Level 2	2015	-	-	1	1	-	1	-	2	1	-	-	-	1			6
		2016	2	-	-	-	-	-	-	-	-	-	-	-	2	100.0%	▲	2
	Protective Orders	2015	-	-	-	-	-	1	1	-	-	2	-	1	0			5
Criminal	Uncontested Divorce	2015	2	1	3	3	1	-	4	1	1	4	1	2	6	0.0%	↔	23
		2016	3	2	4	-	-	-	-	-	-	-	-	-	9	50.0%	▲	9
	Capital Murder	2015	-	-	-	-	2	-	-	-	-	-	-	-	0			2
	Misdemeanor	2015	11	-	3	-	5	7	6	3	15	1	1	-	14	0.0%	↔	52
		2016	10	6	15	-	-	-	-	-	-	-	-	-	31	121.4%	▲	31
	Non-Capital Felonies and Related Matters	2015	13	3	8	9	19	14	22	12	18	4	1	3	24			126
Other		2016	14	10	72	-	-	-	-	-	-	-	-	-	96	300.0%	▲	96
	Other Criminally Related Matters	2015	2	-	-	-	2	-	1	-	-	2	2	1	2			10
		2016	2	3	2	-	-	-	-	-	-	-	-	-	7	250.0%	▲	7
	Miscellaneous	2015	17	28	26	15	11	23	17	12	13	12	17	45	71			236
		2016	27	38	22	-	-	-	-	-	-	-	-	-	87	22.5%	▲	87
	Other	2015	-	-	3	2	2	3	1	2	4	1	1	-	3			19
		2016	2	2	3	-	-	-	-	-	-	-	-	-	7	133.3%	▲	7

Court: New Kent Circuit

Start/End Date: Jan-15 / Mar-16

2015 Average Month: 102

Jan-Mar 2015: 330

Filings Trending: Upward ▲

Circuit/Court ID: 9 209127


Type of Case: Filings

2016 Average Month:140

Jan-Mar 2016 : 420

Overall AVG. Month: 109

Monthly Filings Summary

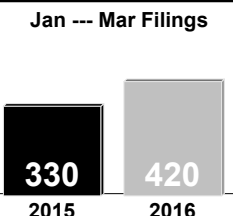


Jan 15-Mar 16

Totals

	2015	2016
Civil	123	41
Criminal	422	129
Other	676	250
Total	1,221	420

Jan --- Mar Filings



330 420

2015 2016

Jan --- Mar Filings

	2015	2016	% Change	Trending
Civil	36	41	13.9%	▲
Criminal	136	129	-5.1%	▼
Other	158	250	58.2%	▲
Total	330	420	27.3%	▲

	Jan	Feb	Mar	Apr	May	Jun	Jul	Aug	Sep	Oct	Nov	Dec	Thru Mar	% Change	Trending	Total
2015	107	84	139	83	84	58	80	92	107	98	106	183	330			1,221
2016	131	162	127	-	-	-	-	-	-	-	-	-	420	27.3%	▲	420

			Jan	Feb	Mar	Apr	May	Jun	Jul	Aug	Sep	Oct	Nov	Dec	Thru Mar	% Change	Trending	Total
Civil	Administrative Law	2015	1	-	-	-	-	-	-	-	-	-	-	-	1			1
	Contested Divorce	2015	-	1	4	3	2	-	2	2	2	1	3	2	5			22
		2016	2	-	5	-	-	-	-	-	-	-	-	-	7	40.0%	▲	7
	Domestic and Family - Level 1	2015	-	2	-	2	1	-	-	3	1	1	1	-	2			11
		2016	-	2	-	-	-	-	-	-	-	-	-	-	2	0.0%	↔	2
	Domestic and Family - Lev	2015	2	2	-	1	1	-	-	2	-	-	2	1	4			11
	General Civil - Level 1	2015	-	-	-	1	-	-	-	-	-	-	-	-	0			1
	General Civil - Level 2	2015	2	1	1	2	1	1	-	1	1	4	3	1	4	0.0%	↔	18
		2016	4	3	1	-	-	-	-	-	-	-	-	-	8	100.0%	▲	8
	General Civil - Level 3	2015	2	3	-	1	2	-	1	1	-	1	-	3	5			14
		2016	2	4	3	-	-	-	-	-	-	-	-	-	9	80.0%	▲	9
	Probates/Wills and Trusts - Level 2	2015	-	-	-	-	-	-	1	2	1	1	-	-	0			5
Criminal		2016	1	-	-	-	-	-	-	-	-	-	-	-	1	0.0%	↔	1
	Uncontested Divorce	2015	4	6	5	3	3	3	5	4	2	1	2	2	15			40
		2016	4	8	2	-	-	-	-	-	-	-	-	-	14	-6.7%	▼	14
	Misdemeanor	2015	11	8	17	12	10	11	9	11	17	13	11	5	36			135
		2016	15	16	12	-	-	-	-	-	-	-	-	-	43	19.4%	▲	43
	Non-Capital Felonies and Related Matters	2015	22	5	61	17	35	4	12	16	34	18	8	18	88			250
Other		2016	21	28	32	-	-	-	-	-	-	-	-	-	81	-8.0%	▼	81
	Other Criminally Related Matters	2015	2	6	4	1	1	4	2	6	1	2	5	3	12			37
		2016	-	3	2	-	-	-	-	-	-	-	-	-	5	-58.3%	▼	5
	Miscellaneous	2015	52	36	42	37	24	33	47	35	45	53	60	90	130			554
		2016	72	86	68	-	-	-	-	-	-	-	-	-	226	73.8%	▲	226
	Other	2015	9	14	5	3	4	2	1	9	3	3	11	58	28			122
		2016	10	12	2	-	-	-	-	-	-	-	-	-	24	-14.3%	▼	24

Court: York Circuit

Start/End Date: Jan-15 / Mar-16

2015 Average Month: 252

Jan-Mar 2015: 726

Filings Trending: Upward ▲

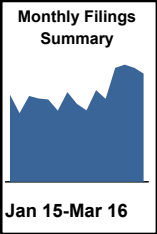
Circuit/Court ID: 9 209199

Type of Case: Filings

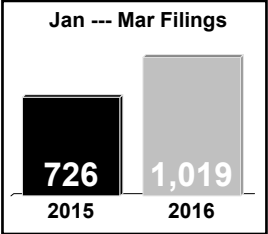
2016 Average Month:340

Jan-Mar 2016 : 1,019

Overall AVG. Month: 269



	Totals	
	2015	2016
Civil	575	146
Criminal	1,045	282
Other	1,401	591
Total	3,021	1,019



	Jan --- Mar Filings			
	2015	2016	% Change	Trending
Civil	135	146	8.1%	▲
Criminal	224	282	25.9%	▲
Other	367	591	61.0%	▲
Total	726	1,019	40.4%	▲

		Jan	Feb	Mar	Apr	May	Jun	Jul	Aug	Sep	Oct	Nov	Dec	Thru Mar	% Change	Trending	Total
2015		262	206	258	250	247	214	269	234	215	275	249	342	726			3,021
2016		352	342	325	-	-	-	-	-	-	-	-	-	1,019	40.4%	▲	1,019

		Jan	Feb	Mar	Apr	May	Jun	Jul	Aug	Sep	Oct	Nov	Dec	Thru Mar	% Change	Trending	Total
Civil	Administrative Law	2015	-	1	-	-	-	-	-	1	-	-	1	1			3
		2016	-	1	-	-	-	-	-	-	-	-	-	1	0.0%	↔	1
	Contested Divorce	2015	3	3	10	4	5	12	6	7	6	4	3	16			69
		2016	4	15	4	-	-	-	-	-	-	-	-	23	43.8%	▲	23
	Domestic and Family - Level 1	2015	2	4	3	3	3	1	4	4	4	2	1	9			35
		2016	1	8	3	-	-	-	-	-	-	-	-	12	33.3%	▲	12
	Domestic and Family - Level 2	2015	5	2	14	12	6	4	13	10	7	12	7	21			100
		2016	2	10	14	-	-	-	-	-	-	-	-	26	23.8%	▲	26
	General Civil - Level 1	2015	1	-	-	-	-	-	-	-	-	-	-	1			1
	General Civil - Level 2	2015	5	7	11	17	5	20	6	16	4	16	12	23			127
		2016	10	9	9	-	-	-	-	-	-	-	-	28	21.7%	▲	28
	General Civil - Level 3	2015	4	1	7	1	3	3	5	6	5	6	2	12			44
		2016	1	-	6	-	-	-	-	-	-	-	-	7	-41.7%	▼	7
	Probates/Wills and Trusts	2015	-	-	1	-	-	1	-	-	-	1	-	1			3
	Probates/Wills and Trusts - Level 2	2015	2	1	1	-	1	4	6	1	1	4	-	4			25
		2016	1	-	1	-	-	-	-	-	-	-	-	2	-50.0%	▼	2
Criminal	Protective Orders	2015	1	-	-	-	-	-	1	1	2	-	1	1			6
		2016	1	1	-	-	-	-	-	-	-	-	-	2	100.0%	▲	2
	Uncontested Divorce	2015	9	13	24	16	14	10	11	6	16	15	14	46			162
		2016	14	12	19	-	-	-	-	-	-	-	-	45	-2.2%	▼	45
	Misdemeanor	2015	26	16	13	28	11	9	6	10	18	15	16	55			184
		2016	13	15	17	-	-	-	-	-	-	-	-	45	-18.2%	▼	45
Other	Non-Capital Felonies and Related Matters	2015	74	50	29	51	84	50	74	56	48	99	79	153			763
		2016	81	68	73	-	-	-	-	-	-	-	-	222	45.1%	▲	222
	Other Criminally Related Matters	2015	5	8	3	17	9	5	12	2	8	19	6	16			98
		2016	6	2	7	-	-	-	-	-	-	-	-	15	-6.3%	▼	15
Other	Miscellaneous	2015	123	99	137	99	100	92	122	114	95	91	105	359			1,374
		2016	218	199	170	-	-	-	-	-	-	-	-	587	63.5%	▲	587
	Other	2015	2	1	5	2	6	3	4	1	1	2	-	8			27
		2016	-	2	2	-	-	-	-	-	-	-	-	4	-50.0%	▼	4

Court: Williamsburg Circuit

Start/End Date: Jan-15 / Mar-16

2015 Average Month: 303

Jan-Mar 2015: 915

Filings Trending: Upward ▲

Circuit/Court ID: 9 209830


Type of Case: Filings

2016 Average Month:386

Jan-Mar 2016 : 1,158

Overall AVG. Month: 320

Monthly Filings Summary

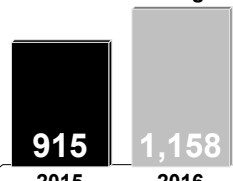


Jan 15-Mar 16

Totals

	2015	2016
Civil	617	168
Criminal	1,249	360
Other	1,772	630
Total	3,638	1,158

Jan --- Mar Filings



915 2015 1,158 2016

Jan --- Mar Filings

	2015	2016	% Change	Trending
Civil	154	168	9.1%	▲
Criminal	288	360	25.0%	▲
Other	473	630	33.2%	▲
Total	915	1,158	26.6%	▲

	Jan	Feb	Mar	Apr	May	Jun	Jul	Aug	Sep	Oct	Nov	Dec	Thru Mar	% Change	Trending	Total
2015	324	266	325	276	258	273	337	264	316	282	336	381	915			3,638
2016	388	350	420	-	-	-	-	-	-	-	-	-	1,158	26.6%	▲	1,158

			Jan	Feb	Mar	Apr	May	Jun	Jul	Aug	Sep	Oct	Nov	Dec	Thru Mar	% Change	Trending	Total
Civil	Administrative Law	2015	-	-	-	-	-	1	1	-	-	1	-	1	0			4
	Contested Divorce	2015	9	7	5	9	7	4	7	2	4	5	9	2	21	0.0%	↔	70
		2016	8	13	7	-	-	-	-	-	-	-	-	-	28	33.3%	▲	28
	Domestic and Family - Level 1	2015	3	5	3	2	7	4	9	9	1	3	3	3	11			52
		2016	4	7	6	-	-	-	-	-	-	-	-	-	17	54.5%	▲	17
	Domestic and Family - Level 2	2015	5	1	5	2	4	-	-	4	-	-	3	3	11			27
		2016	1	1	3	-	-	-	-	-	-	-	-	-	5	-54.5%	▼	5
	General Civil - Level 1	2015	-	3	2	1	2	1	1	1	1	-	1	-	5			13
		2016	1	-	2	-	-	-	-	-	-	-	-	-	3	-40.0%	▼	3
	General Civil - Level 2	2015	18	8	8	12	12	15	12	12	13	9	18	10	34			147
		2016	11	14	11	-	-	-	-	-	-	-	-	-	36	5.9%	▲	36
	General Civil - Level 3	2015	6	6	1	11	4	14	11	5	-	9	9	8	13			84
		2016	3	8	6	-	-	-	-	-	-	-	-	-	17	30.8%	▲	17
	Probates/Wills and Trusts - Level 1	2015	1	-	1	-	1	1	-	-	1	2	-	-	2			7
		2016	1	1	-	-	-	-	-	-	-	-	-	-	2	0.0%	↔	2
	Probates/Wills and Trusts - Level 2	2015	-	1	3	2	1	4	3	1	1	2	6	2	4			26
		2016	3	2	4	-	-	-	-	-	-	-	-	-	9	125.0%	▲	9
Criminal	Uncontested Divorce	2015	25	13	15	9	17	16	16	13	14	26	12	11	53			187
		2016	21	7	23	-	-	-	-	-	-	-	-	-	51	-3.8%	▼	51
	Capital Murder	2015	-	-	4	-	-	-	-	-	-	-	-	-	4			4
	Misdemeanor	2015	44	26	31	34	34	43	44	30	42	44	44	21	101			437
		2016	37	25	42	-	-	-	-	-	-	-	-	-	104	3.0%	▲	104
	Non-Capital Felonies and Related Matters	2015	51	39	66	52	57	49	74	29	69	52	78	45	156			661
Other		2016	80	58	82	-	-	-	-	-	-	-	-	-	220	41.0%	▲	220
	Other Criminally Related Matters	2015	10	9	8	19	16	15	13	14	10	10	10	13	27			147
		2016	8	14	14	-	-	-	-	-	-	-	-	-	36	33.3%	▲	36
	Miscellaneous	2015	123	101	129	94	82	83	112	107	116	91	112	235	353			1,385
		2016	177	171	178	-	-	-	-	-	-	-	-	-	526	49.0%	▲	526
	Other	2015	29	47	44	29	14	23	34	37	44	28	31	27	120			387
		2016	33	29	42	-	-	-	-	-	-	-	-	-	104	-13.3%	▼	104

Court: Appomattox Circuit

Start/End Date: Jan-15 / Mar-16

2015 Average Month: 73

Jan-Mar 2015: 191

Filings Trending: Upward ▲

Circuit/Court ID: 10

210011


Type of Case: Filings

2016 Average Month:94

Jan-Mar 2016 : 281

Overall AVG. Month: 77

Monthly Filings Summary




Jan 15-Mar 16

Totals

	2015	2016
Civil	111	31
Criminal	335	119
Other	431	131
Total	877	281

Jan --- Mar Filings



191 2015 281 2016

Jan --- Mar Filings

	2015	2016	% Change	Trending
Civil	16	31	93.8%	▲
Criminal	75	119	58.7%	▲
Other	100	131	31.0%	▲
Total	191	281	47.1%	▲

	Jan	Feb	Mar	Apr	May	Jun	Jul	Aug	Sep	Oct	Nov	Dec	Thru Mar	% Change	Trending	Total
2015	72	58	61	66	59	140	52	85	48	82	59	95	191			877
2016	106	67	108	-	-	-	-	-	-	-	-	-	281	47.1%	▲	281

			Jan	Feb	Mar	Apr	May	Jun	Jul	Aug	Sep	Oct	Nov	Dec	Thru Mar	% Change	Trending	Total
Civil	Contested Divorce	2015	-	-	2	1	2	1	1	1	3	3	2	-	2			16
		2016	2	1	1	-	-	-	-	-	-	-	-	-	4	100.0%	▲	4
	Domestic and Family - Lev	2015	-	2	-	-	-	7	3	3	3	3	5	1	2			27
	Domestic and Family - Level 2	2015	-	-	-	-	2	3	-	1	-	-	2	-	0			8
		2016	-	-	2	-	-	-	-	-	-	-	-	-	2	0.0%	↔	2
	General Civil - Level 1	2015	-	-	-	1	-	-	-	-	-	-	-	-	0			1
	General Civil - Level 2	2015	2	-	1	2	2	-	1	-	1	-	-	2	3	0.0%	↔	11
		2016	-	5	1	-	-	-	-	-	-	-	-	-	6	100.0%	▲	6
	General Civil - Level 3	2015	-	1	1	2	5	1	-	3	-	1	-	1	2			15
		2016	4	1	3	-	-	-	-	-	-	-	-	-	8	300.0%	▲	8
Criminal	Probates/Wills and Trusts - Level 2	2015	2	-	-	1	-	-	-	1	-	1	-	-	2			5
		2016	-	1	-	-	-	-	-	-	-	-	-	-	1	-50.0%	▼	1
	Uncontested Divorce	2015	1	2	2	3	2	4	4	2	2	2	4	-	5			28
		2016	-	2	8	-	-	-	-	-	-	-	-	-	10	100.0%	▲	10
Criminal	Misdemeanor	2015	7	1	1	2	3	8	2	4	2	8	2	-	9			40
		2016	10	2	14	-	-	-	-	-	-	-	-	-	26	188.9%	▲	26
	Non-Capital Felonies and Related Matters	2015	27	24	13	28	11	90	12	38	11	25	4	1	64			284
		2016	43	12	30	-	-	-	-	-	-	-	-	-	85	32.8%	▲	85
Other	Other Criminally Related Matters	2015	-	1	1	-	6	-	-	-	1	1	1	-	2			11
		2016	1	2	5	-	-	-	-	-	-	-	-	-	8	300.0%	▲	8
	Miscellaneous	2015	33	27	39	26	25	26	29	32	25	37	38	90	99			427
		2016	46	41	43	-	-	-	-	-	-	-	-	-	130	31.3%	▲	130
Other	Other	2015	-	-	1	-	1	-	-	-	-	1	1	-	1			4
		2016	-	-	1	-	-	-	-	-	-	-	-	-	1	0.0%	↔	1

Court: Buckingham Circuit

Start/End Date: Jan-15 / Mar-16

2015 Average Month: 67

Jan-Mar 2015: 140

Filings Trending: Upward ▲

Circuit/Court ID: 10

210029

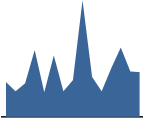
Type of Case: Filings

2016 Average Month:80

Jan-Mar 2016 : 239

Overall AVG. Month: 70

Monthly Filings Summary

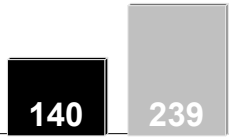


Jan 15-Mar 16

Totals

	2015	2016
Civil	109	28
Criminal	393	76
Other	306	135
Total	808	239

Jan --- Mar Filings



140 2015 239 2016

Jan --- Mar Filings

	2015	2016	% Change	Trending
Civil	25	28	12.0%	▲
Criminal	53	76	43.4%	▲
Other	62	135	117.7%	▲
Total	140	239	70.7%	▲

	Jan	Feb	Mar	Apr	May	Jun	Jul	Aug	Sep	Oct	Nov	Dec	Thru Mar	% Change	Trending	Total
2015	52	38	50	100	37	92	38	55	175	60	38	73	140			808
2016	104	68	67	-	-	-	-	-	-	-	-	-	239	70.7%	▲	239

			Jan	Feb	Mar	Apr	May	Jun	Jul	Aug	Sep	Oct	Nov	Dec	Thru Mar	% Change	Trending	Total
Civil	Administrative Law	2015	-	-	-	-	-	-	-	1	-	-	-	-	0			1
	Contested Divorce	2015	2	6	1	-	2	-	1	2	1	-	-	1	9	0.0%	↔	16
		2016	1	-	-	-	-	-	-	-	-	-	-	-	1	-88.9%	▼	1
	Domestic and Family - Level 1	2015	1	-	2	2	-	-	-	1	1	-	4	-	3			11
		2016	2	-	-	-	-	-	-	-	-	-	-	-	2	-33.3%	▼	2
	Domestic and Family - Lev	2016	2	1	-	-	-	-	-	-	-	-	-	-	3			3
	General Civil - Level 2	2015	1	2	-	4	1	4	6	6	-	2	3	5	3			34
		2016	2	3	2	-	-	-	-	-	-	-	-	-	7	133.3%	▲	7
	General Civil - Level 3	2015	1	-	-	-	1	-	-	-	-	-	-	1	1	0.0%	↔	3
		2016	-	1	-	-	-	-	-	-	-	-	-	-	1			1
	Probates/Wills and Trusts	2015	-	-	-	-	-	1	-	-	-	-	-	-	0			1
Criminal	Probates/Wills and Trusts - Level 2	2015	-	1	-	-	-	-	1	-	-	-	-	-	1	0.0%	↔	2
		2016	-	1	1	-	-	-	-	-	-	-	-	-	2	100.0%	▲	2
	Uncontested Divorce	2015	2	-	6	4	5	5	2	4	2	5	2	4	8			41
		2016	5	3	4	-	-	-	-	-	-	-	-	-	12	50.0%	▲	12
Other	Capital Murder	2015	-	-	-	-	-	1	-	-	-	-	-	-	0			1
	Misdemeanor	2015	2	-	3	4	3	6	2	-	25	6	3	5	5	0.0%	↔	59
		2016	5	3	1	-	-	-	-	-	-	-	-	-	9	80.0%	▲	9
	Non-Capital Felonies and Related Matters	2015	28	8	12	55	8	45	1	19	123	9	4	17	48			329
Other		2016	42	12	13	-	-	-	-	-	-	-	-	-	67	39.6%	▲	67
	Other Criminally Related M	2015	-	-	-	1	-	-	-	-	1	2	-	-	0			4
	Miscellaneous	2015	15	21	26	30	17	29	25	22	21	36	22	40	62			304
Other		2016	45	44	46	-	-	-	-	-	-	-	-	-	135	117.7%	▲	135
	Other	2015	-	-	-	-	-	1	-	-	1	-	-	-	0			2

Court: Charlotte Circuit

Start/End Date: Jan-15 / Mar-16

2015 Average Month: 49

Jan-Mar 2015: 204

Filings Trending: Upward ▲

Circuit/Court ID: 10

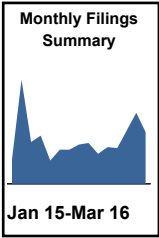
210037

Type of Case: Filings

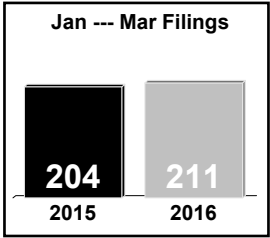
2016 Average Month:70

Jan-Mar 2016 : 211

Overall AVG. Month: 53



Totals		
	2015	2016
Civil	120	32
Criminal	223	73
Other	248	106
Total	591	211



Jan --- Mar Filings				
	2015	2016	% Change	Trending
Civil	26	32	23.1%	▲
Criminal	109	73	-33.0%	▼
Other	69	106	53.6%	▲
Total	204	211	3.4%	▲

	Jan	Feb	Mar	Apr	May	Jun	Jul	Aug	Sep	Oct	Nov	Dec	Thru Mar	% Change	Trending	Total
2015	29	125	50	58	28	41	41	47	49	36	44	43	204			591
2016	64	85	62	-	-	-	-	-	-	-	-	-	211	3.4%	▲	211

			Jan	Feb	Mar	Apr	May	Jun	Jul	Aug	Sep	Oct	Nov	Dec	Thru Mar	% Change	Trending	Total
Civil	Contested Divorce	2015	1	1	-	1	1	2	3	2	1	-	-	2	2			14
		2016	-	1	1	-	-	-	-	-	-	-	-	-	2	0.0%	↔	2
	Domestic and Family - Level 1	2015	-	1	2	-	-	2	2	3	1	5	1	2	3			19
		2016	-	2	5	-	-	-	-	-	-	-	-	-	7	133.3%	▲	7
	Domestic and Family - Level 2	2015	-	-	1	1	1	-	1	-	4	1	-	2	1			11
		2016	1	1	2	-	-	-	-	-	-	-	-	-	4	300.0%	▲	4
	General Civil - Level 2	2015	2	2	5	4	2	1	1	3	3	1	1	1	9			26
		2016	-	2	1	-	-	-	-	-	-	-	-	-	3	-66.7%	▼	3
	General Civil - Level 3	2015	1	1	2	3	-	2	1	2	2	-	2	-	4			16
		2016	-	3	1	-	-	-	-	-	-	-	-	-	4	0.0%	↔	4
Criminal	Probates/Wills and Trusts	2015	-	-	-	-	-	-	1	-	-	-	-	-	0			1
	Probates/Wills and Trusts - Level 2	2015	-	-	1	-	-	-	1	-	1	-	1	-	1	0.0%	↔	4
		2016	-	1	1	-	-	-	-	-	-	-	-	-	2	100.0%	▲	2
	Uncontested Divorce	2015	2	3	1	3	2	3	4	4	3	1	1	2	6			29
		2016	4	2	4	-	-	-	-	-	-	-	-	-	10	66.7%	▲	10
	Misdemeanor	2015	-	7	2	2	4	4	1	3	6	3	6	2	9			40
Other		2016	3	7	6	-	-	-	-	-	-	-	-	-	16	77.8%	▲	16
	Non-Capital Felonies and Related Matters	2015	5	86	8	17	4	10	14	8	7	3	8	6	99			176
		2016	27	17	8	-	-	-	-	-	-	-	-	-	52	-47.5%	▼	52
	Other Criminally Related Matters	2015	-	-	1	3	1	-	-	-	-	1	-	1	1			7
		2016	1	2	2	-	-	-	-	-	-	-	-	-	5	400.0%	▲	5
	Miscellaneous	2015	18	24	26	23	13	17	12	19	17	16	19	23	68			227
		2016	25	42	30	-	-	-	-	-	-	-	-	-	97	42.6%	▲	97
	Other	2015	-	-	1	1	-	-	-	3	4	5	5	2	1			21
		2016	3	5	1	-	-	-	-	-	-	-	-	-	9	800.0%	▲	9

Court: Cumberland Circuit

Start/End Date: Jan-15 / Mar-16

2015 Average Month: 37

Jan-Mar 2015: 105

Filings Trending: Upward ▲

Circuit/Court ID: 10

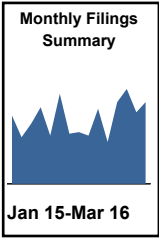
210049

Type of Case: Filings

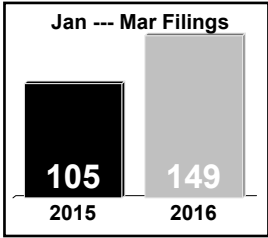
2016 Average Month:50

Jan-Mar 2016 : 149

Overall AVG. Month: 39



	Totals	
	2015	2016
Civil	59	19
Criminal	177	35
Other	207	95
Total	443	149



	Jan --- Mar Filings			
	2015	2016	% Change	Trending
Civil	13	19	46.2%	▲
Criminal	47	35	-25.5%	▼
Other	45	95	111.1%	▲
Total	105	149	41.9%	▲

	Jan	Feb	Mar	Apr	May	Jun	Jul	Aug	Sep	Oct	Nov	Dec	Thru Mar	% Change	Trending	Total
2015	41	28	36	46	29	54	30	31	29	45	25	49	105			443
2016	57	43	49	-	-	-	-	-	-	-	-	-	149	41.9%	▲	149

			Jan	Feb	Mar	Apr	May	Jun	Jul	Aug	Sep	Oct	Nov	Dec	Thru Mar	% Change	Trending	Total
Civil	Contested Divorce	2015	-	-	-	-	2	-	-	1	1	1	4	1	0			10
	Domestic and Family - Level 1	2015	1	-	1	2	-	2	-	2	-	1	-	1	2	0.0%	↔	10
		2016	3	-	1	-	-	-	-	-	-	-	-	-	4	100.0%	▲	4
	Domestic and Family - Level 2	2015	-	-	-	1	-	-	-	-	1	-	-	-	0			2
		2016	3	1	-	-	-	-	-	-	-	-	-	-	4	0.0%	↔	4
	General Civil - Level 2	2015	-	2	-	1	2	1	1	-	-	2	2	-	2			11
		2016	1	1	4	-	-	-	-	-	-	-	-	-	6	200.0%	▲	6
	General Civil - Level 3	2015	-	-	-	-	-	-	-	1	-	-	1	-	0			2
	Probates/Wills and Trusts - Level 2	2015	-	1	-	-	-	-	-	-	1	3	-	-	1	0.0%	↔	5
		2016	-	1	-	-	-	-	-	-	-	-	-	-	1	0.0%	↔	1
Criminal	Protective Orders	2015	1	-	-	-	-	-	-	-	-	-	-	-	1			1
	Uncontested Divorce	2015	1	3	3	2	1	1	2	2	1	-	-	2	7			18
		2016	-	2	2	-	-	-	-	-	-	-	-	-	4	-42.9%	▼	4
	Misdemeanor	2015	8	6	6	3	3	6	4	3	4	2	1	4	20			50
		2016	6	2	3	-	-	-	-	-	-	-	-	-	11	-45.0%	▼	11
	Non-Capital Felonies and Related Matters	2015	11	3	11	12	11	34	9	3	8	5	3	13	25			123
Other		2016	3	-	10	-	-	-	-	-	-	-	-	-	13	-48.0%	▼	13
	Other Criminally Related Matters	2015	1	1	-	1	1	-	-	-	-	-	-	-	2			4
		2016	-	11	-	-	-	-	-	-	-	-	-	-	11	450.0%	▲	11
	Miscellaneous	2015	17	12	15	24	9	10	14	19	13	30	14	28	44			205
		2016	39	25	29	-	-	-	-	-	-	-	-	-	93	111.4%	▲	93
	Other	2015	1	-	-	-	-	-	-	-	-	1	-	-	1			2
		2016	2	-	-	-	-	-	-	-	-	-	-	-	2	100.0%	▲	2

Court: Halifax Circuit

Start/End Date: Jan-15 / Mar-16

2015 Average Month: 199

Jan-Mar 2015: 720

Filings Trending: Downward ▼

Circuit/Court ID: 10

210083

Type of Case: Filings

2016 Average Month:213

Jan-Mar 2016 : 639

Overall AVG. Month: 202

Monthly Filings Summary

Jan 15-Mar 16

Totals

	2015	2016
Civil	387	97
Criminal	1,092	254
Other	912	288
Total	2,391	639

Jan --- Mar Filings

720

639

2015

2016

Jan --- Mar Filings

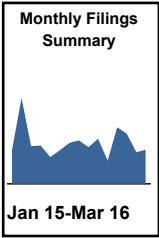
	2015	2016	% Change	Trending
Civil	96	97	1.0%	▲
Criminal	339	254	-25.1%	▼
Other	285	288	1.1%	▲
Total	720	639	-11.3%	▼

			Jan	Feb	Mar	Apr	May	Jun	Jul	Aug	Sep	Oct	Nov	Dec	Thru Mar	% Change	Trending	Total
2015			280	143	297	144	190	139	246	239	172	135	161	245	720			2,391
2016			153	271	215	-	-	-	-	-	-	-	-	-	639	-11.3%	▼	639

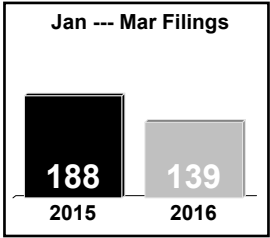
			Jan	Feb	Mar	Apr	May	Jun	Jul	Aug	Sep	Oct	Nov	Dec	Thru Mar	% Change	Trending	Total
Civil	Administrative Law	2015	-	-	2	-	-	-	-	-	-	-	-	-	2			2
	Contested Divorce	2015	3	6	8	3	7	7	6	9	5	4	4	4	17			66
		2016	6	5	8	-	-	-	-	-	-	-	-	-	19	11.8%	▲	19
	Domestic and Family - Level 1	2015	1	2	1	3	4	1	4	9	1	3	4	5	4			38
		2016	1	4	3	-	-	-	-	-	-	-	-	-	8	100.0%	▲	8
	Domestic and Family - Level 2	2015	-	-	4	1	-	-	1	-	1	2	1	1	4			11
		2016	-	1	-	-	-	-	-	-	-	-	-	-	1	-75.0%	▼	1
	General Civil - Level 1	2015	-	2	1	-	-	2	-	1	-	-	-	1	3			7
	General Civil - Level 2	2015	3	4	5	6	1	4	6	3	3	2	3	3	12			43
		2016	3	5	1	-	-	-	-	-	-	-	-	-	9	-25.0%	▼	9
	General Civil - Level 3	2015	3	1	5	6	7	3	8	3	3	1	1	4	9			45
		2016	-	13	13	-	-	-	-	-	-	-	-	-	26	188.9%	▲	26
	Probates/Wills and Trusts - Level 1	2015	-	1	-	-	-	-	-	-	-	-	-	-	1			1
		2016	-	1	1	-	-	-	-	-	-	-	-	-	2	100.0%	▲	2
	Probates/Wills and Trusts - Level 2	2015	-	-	2	1	-	2	5	-	-	3	2	2	2			17
		2016	2	1	1	-	-	-	-	-	-	-	-	-	4	100.0%	▲	4
Criminal	Uncontested Divorce	2015	11	22	9	17	8	22	13	13	14	10	10	8	42			157
		2016	6	10	12	-	-	-	-	-	-	-	-	-	28	-33.3%	▼	28
	Misdemeanor	2015	49	10	32	16	35	14	45	39	21	16	28	36	91			341
		2016	19	32	31	-	-	-	-	-	-	-	-	-	82	-9.9%	▼	82
Other	Non-Capital Felonies and Related Matters	2015	127	15	96	20	78	15	77	100	32	27	53	71	238			711
		2016	52	70	43	-	-	-	-	-	-	-	-	-	165	-30.7%	▼	165
	Other Criminally Related Matters	2015	5	2	3	1	3	5	6	4	5	1	4	1	10			40
		2016	2	2	3	-	-	-	-	-	-	-	-	-	7	-30.0%	▼	7
Other	Miscellaneous	2015	76	68	122	55	38	60	71	53	81	59	50	109	266			842
		2016	58	117	95	-	-	-	-	-	-	-	-	-	270	1.5%	▲	270
	Other	2015	2	10	7	15	9	4	4	5	6	7	1	-	19			70
			4	10	4	-	-	-	-	-	-	-	-	-	18	-5.3%	▼	18

Court: Lunenburg Circuit
Start/End Date: Jan-15 / Mar-16
2015 Average Month: 50
Jan-Mar 2015: 188
Filings Trending: Downward ▼

Circuit/Court ID: 10
210111
Type of Case: Filings
2016 Average Month: 46
Jan-Mar 2016 : 139
Overall AVG. Month: 49



	Totals	
	2015	2016
Civil	61	16
Criminal	298	36
Other	242	87
Total	601	139



	Jan --- Mar Filings			
	2015	2016	% Change	Trending
Civil	14	16	14.3%	▲
Criminal	106	36	-66.0%	▼
Other	68	87	27.9%	▲
Total	188	139	-26.1%	▼

	Jan	Feb	Mar	Apr	May	Jun	Jul	Aug	Sep	Oct	Nov	Dec	Thru Mar	% Change	Trending	Total
2015	40	103	45	46	32	40	49	52	44	54	28	68	188			601
2016	60	38	41	-	-	-	-	-	-	-	-	-	139	-26.1%	▼	139

			Jan	Feb	Mar	Apr	May	Jun	Jul	Aug	Sep	Oct	Nov	Dec	Thru Mar	% Change	Trending	Total
Civil	Administrative Law	2016	-	1	-	-	-	-	-	-	-	-	-	-	1			1
	Contested Divorce	2015	-	-	1	1	1	1	-	1	1	1	1	1	1			9
		2016	1	1	-	-	-	-	-	-	-	-	-	-	2	100.0%	▲	2
	Domestic and Family - Level 2	2015	-	1	-	-	1	-	-	-	2	-	-	-	1			4
		2016	2	1	3	-	-	-	-	-	-	-	-	-	6	500.0%	▲	6
	General Civil - Level 1	2015	-	-	-	-	-	1	-	1	-	-	-	-	0			2
	General Civil - Level 2	2015	-	-	1	-	1	-	-	3	-	1	-	1	1	0.0%	↔	7
		2016	-	1	-	-	-	-	-	-	-	-	-	-	1	0.0%	↔	1
	General Civil - Level 3	2015	-	1	2	-	1	-	-	5	3	1	-	3	3			16
		2016	-	-	2	-	-	-	-	-	-	-	-	-	2	-33.3%	▼	2
Criminal	Uncontested Divorce	2015	1	6	1	4	1	-	2	2	1	2	2	1	8			23
		2016	2	1	1	-	-	-	-	-	-	-	-	-	4	-50.0%	▼	4
	Misdemeanor	2015	-	2	3	3	2	3	4	6	5	12	2	3	5			45
		2016	8	-	-	-	-	-	-	-	-	-	-	-	8	60.0%	▲	8
	Non-Capital Felonies and Related Matters	2015	10	70	21	26	11	19	17	15	3	25	4	26	101			247
		2016	18	6	2	-	-	-	-	-	-	-	-	-	26	-74.3%	▼	26
	Other Criminally Related Matters	2015	-	-	-	-	-	1	1	1	1	-	1	1	0			6
		2016	-	-	2	-	-	-	-	-	-	-	-	-	2	0.0%	↔	2
Oth	Miscellaneous	2015	29	23	16	12	14	15	25	18	28	12	18	32	68			242
		2016	29	27	31	-	-	-	-	-	-	-	-	-	87	27.9%	▲	87

Court: Mecklenburg Circuit

Start/End Date: Jan-15 / Mar-16

2015 Average Month: 244

Jan-Mar 2015: 700

Filings Trending: Steady ↔

Circuit/Court ID: 10

210117


Type of Case: Filings

2016 Average Month:234

Jan-Mar 2016 : 701

Overall AVG. Month: 242

Monthly Filings Summary



Jan 15-Mar 16

Totals

	2015	2016
Civil	331	88
Criminal	1,932	393
Other	670	220
Total	2,933	701

Jan --- Mar Filings

700

2015

701

2016

Jan --- Mar Filings

	2015	2016	% Change	Trending
Civil	71	88	23.9%	▲
Criminal	439	393	-10.5%	▼
Other	190	220	15.8%	▲
Total	700	701	-	↔

	Jan	Feb	Mar	Apr	May	Jun	Jul	Aug	Sep	Oct	Nov	Dec	Thru Mar	% Change	Trending	Total
2015	262	176	262	193	304	243	335	311	279	179	150	239	700			2,933
2016	224	256	221	-	-	-	-	-	-	-	-	-	701	0.1%	▲	701

			Jan	Feb	Mar	Apr	May	Jun	Jul	Aug	Sep	Oct	Nov	Dec	Thru Mar	% Change	Trending	Total
Civil	Contested Divorce	2015	2	9	6	3	7	2	3	2	6	2	-	2	17			44
		2016	1	5	9	-	-	-	-	-	-	-	-	-	15	-11.8%	▼	15
	Domestic and Family - Level 1	2015	3	4	2	-	9	6	-	5	6	3	3	1	9			42
		2016	6	1	3	-	-	-	-	-	-	-	-	-	10	11.1%	▲	10
	Domestic and Family - Level 2	2015	-	-	-	-	1	1	-	1	-	-	1	1	0			5
		2016	1	-	3	-	-	-	-	-	-	-	-	-	4	0.0%	↔	4
	General Civil - Level 1	2015	-	-	1	1	-	-	-	-	-	1	1	-	1			4
		2016	-	1	-	-	-	-	-	-	-	-	-	-	1	0.0%	↔	1
	General Civil - Level 2	2015	1	3	4	3	4	4	2	5	4	3	2	3	8			38
		2016	2	2	2	-	-	-	-	-	-	-	-	-	6	-25.0%	▼	6
	General Civil - Level 3	2015	-	-	2	3	5	4	1	3	43	1	2	2	2			66
		2016	1	1	3	-	-	-	-	-	-	-	-	-	5	150.0%	▲	5
	Probates/Wills and Trusts - Level 2	2015	1	-	2	-	1	-	1	3	-	1	-	-	3			9
		2016	-	3	-	-	-	-	-	-	-	-	-	-	3	0.0%	↔	3
	Protective Orders	2015	-	-	-	-	-	-	-	1	1	-	-	-	0			2
Criminal	Uncontested Divorce	2015	12	8	11	10	9	8	10	8	15	16	10	4	31	0.0%	↔	121
		2016	12	19	13	-	-	-	-	-	-	-	-	-	44	41.9%	▲	44
	Capital Murder	2015	-	-	-	-	-	1	-	-	-	-	-	-	0			1
		2016	18	6	31	15	34	24	24	22	34	19	22	21	55	0.0%	↔	270
Criminal	Misdemeanor	2015	35	29	19	-	-	-	-	-	-	-	-	-	83	50.9%	▲	83
		2016	153	87	137	113	182	142	240	213	120	66	70	97	377			1,620
	Non-Capital Felonies and Related Matters	2015	92	114	95	-	-	-	-	-	-	-	-	-	301	-20.2%	▼	301
		2016	4	1	2	1	2	9	1	6	2	3	2	8	7			41
Other	Other Criminally Related Matters	2015	3	4	2	-	-	-	-	-	-	-	-	-	9	28.6%	▲	9
		2016	66	56	62	44	49	41	49	42	48	63	37	98	184			655
	Miscellaneous	2015	69	73	72	-	-	-	-	-	-	-	-	-	214	16.3%	▲	214
		2016	2	2	2	-	1	1	4	-	-	1	-	2	6			15
Other	Other	2015	2	4	-	-	-	-	-	-	-	-	-	-	6	0.0%	↔	6
		2016	2	4	-	-	-	-	-	-	-	-	-	-	6			6

Court: Prince Edward Circuit

Start/End Date: Jan-15 / Mar-16

2015 Average Month: 123

Jan-Mar 2015: 367

Filings Trending: Upward ▲

Circuit/Court ID: 10

210147


Type of Case: Filings

2016 Average Month:130

Jan-Mar 2016 : 391

Overall AVG. Month: 124

Monthly Filings Summary



Jan 15-Mar 16

Totals

	2015	2016
Civil	157	44
Criminal	902	212
Other	411	135
Total	1,470	391

Jan --- Mar Filings

367

391

2015

2016

Jan --- Mar Filings

	2015	2016	% Change	Trending
Civil	33	44	33.3%	▲
Criminal	228	212	-7.0%	▼
Other	106	135	27.4%	▲
Total	367	391	6.5%	▲

	Jan	Feb	Mar	Apr	May	Jun	Jul	Aug	Sep	Oct	Nov	Dec	Thru Mar	% Change	Trending	Total
2015	157	63	147	137	122	154	161	81	111	110	107	120	367			1,470
2016	167	99	125	-	-	-	-	-	-	-	-	-	391	6.5%	▲	391

			Jan	Feb	Mar	Apr	May	Jun	Jul	Aug	Sep	Oct	Nov	Dec	Thru Mar	% Change	Trending	Total
Civil	Administrative Law	2015	-	-	1	-	-	-	-	-	-	2	-	-	1			3
	Contested Divorce	2015	3	3	1	2	1	1	2	2	3	1	-	-	7			19
		2016	3	2	4	-	-	-	-	-	-	-	-	-	9	28.6%	▲	9
	Domestic and Family - Lev	2015	-	-	-	-	-	2	3	-	4	4	-	11	0			24
	Domestic and Family - Level 2	2015	-	-	-	-	1	-	-	-	-	-	1	1	0	0.0%	↔	3
		2016	2	-	1	-	-	-	-	-	-	-	-	-	3	0.0%	↔	3
	General Civil - Level 1	2015	-	-	-	-	-	1	-	-	1	-	3	1	0			6
	General Civil - Level 2	2015	2	2	2	-	5	6	5	-	-	1	5	-	6	0.0%	↔	28
		2016	3	3	3	-	-	-	-	-	-	-	-	-	9	50.0%	▲	9
	General Civil - Level 3	2015	1	2	1	1	1	-	1	3	2	-	1	1	4			14
		2016	1	1	-	-	-	-	-	-	-	-	-	-	2	-50.0%	▼	2
	Probates/Wills and Trusts - Level 2	2015	-	-	2	1	1	1	2	-	-	-	1	-	2			8
		2016	2	1	-	-	-	-	-	-	-	-	-	-	3	50.0%	▲	3
	Protective Orders	2015	-	-	-	-	-	-	-	-	-	-	2	-	0			2
Criminal	Uncontested Divorce	2015	5	-	8	4	3	11	2	4	2	2	8	1	13	0.0%	↔	50
		2016	8	5	5	-	-	-	-	-	-	-	-	-	18	38.5%	▲	18
	Misdemeanor	2015	26	4	23	12	13	21	33	9	10	13	9	12	53			185
		2016	12	21	26	-	-	-	-	-	-	-	-	-	59	11.3%	▲	59
Other	Non-Capital Felonies and Related Matters	2015	76	30	65	92	65	78	84	28	61	52	47	21	171			699
		2016	78	22	44	-	-	-	-	-	-	-	-	-	144	-15.8%	▼	144
	Other Criminally Related Matters	2015	2	-	2	1	1	2	2	4	-	-	4	-	4			18
Other		2016	4	-	5	-	-	-	-	-	-	-	-	-	9	125.0%	▲	9
	Miscellaneous	2015	42	22	42	24	31	31	27	30	28	35	26	71	106			409
		2016	54	44	36	-	-	-	-	-	-	-	-	-	134	26.4%	▲	134
	Other	2015	-	-	-	-	-	-	1	-	-	-	-	1	0			2
		2016	-	-	1	-	-	-	-	-	-	-	-	-	1	0.0%	↔	1

Court: Amelia Circuit

Start/End Date: Jan-15 / Mar-16

2015 Average Month: 67

Jan-Mar 2015: 201

Filings Trending: Downward ▼

Circuit/Court ID: 11

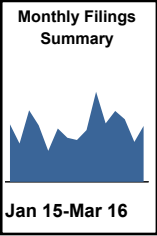
211007

Type of Case: Filings

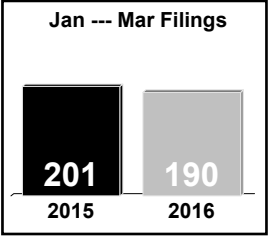
2016 Average Month:63

Jan-Mar 2016 : 190

Overall AVG. Month: 66



	Totals	
	2015	2016
Civil	88	11
Criminal	333	64
Other	377	115
Total	798	190



	Jan --- Mar Filings			
	2015	2016	% Change	Trending
Civil	31	11	-64.5%	▼
Criminal	65	64	-1.5%	▼
Other	105	115	9.5%	▲
Total	201	190	-5.5%	▼

			Jan	Feb	<u>Mar</u>	Apr	May	Jun	Jul	Aug	Sep	Oct	Nov	Dec	Thru Mar	% Change	Trending	<u>Total</u>
2015			69	46	86	68	37	64	53	50	62	108	70	85	201			798
2016			75	48	67	-	-	-	-	-	-	-	-	-	190	-5.5%	▼	190

			Jan	Feb	<u>Mar</u>	Apr	May	Jun	Jul	Aug	Sep	Oct	Nov	Dec	Thru Mar	% Change	Trending	<u>Total</u>	
Civil	Contested Divorce	2015	-	-	3	1	-	-	1	-	4	-	-	-	3			9	
	Domestic and Family - Level 1	2015	1	2	5	2	1	-	-	1	-	2	2	-	8			16	
		2016	3	-	-	-	-	-	-	-	-	-	-	-	3	-62.5%	▼	3	
	Domestic and Family - Lev	2015	1	-	1	-	1	2	-	1	-	-	-	1	2			7	
	General Civil - Level 1	2015	-	-	-	-	-	1	-	-	1	1	-	-	0			3	
		2016	-	-	-	-	-	-	-	-	-	-	-	-	-	-	-	-	2
	General Civil - Level 2	2015	4	1	2	2	-	1	2	1	1	1	-	1	-	7	0.0%	↔	15
		2016	-	-	2	-	-	-	-	-	-	-	-	-	-	2	-71.4%	▼	2
	General Civil - Level 3	2015	1	2	-	1	1	-	2	-	-	1	1	-	3			9	
	Probates/Wills and Trusts - Level 2	2015	-	-	1	-	-	1	-	-	-	-	-	-	-	1			2
2016		-	-	1	-	-	-	-	-	-	-	-	-	-	1	0.0%	↔	1	
Uncontested Divorce	2015	1	5	1	1	1	4	2	1	3	3	2	3	7			27		
	2016	-	4	1	-	-	-	-	-	-	-	-	-	-	5	-28.6%	▼	5	
Criminal	Misdemeanor	2015	8	2	2	8	8	5	7	9	10	5	9	4	12			77	
		2016	10	2	10	-	-	-	-	-	-	-	-	-	22	83.3%	▲	22	
	Non-Capital Felonies and Related Matters	2015	3	10	36	31	8	10	13	6	13	69	15	18	49			232	
		2016	17	6	14	-	-	-	-	-	-	-	-	-	37	-24.5%	▼	37	
Other Criminally Related Matters	2015	1	-	3	-	2	4	-	3	4	3	2	2	4			24		
	2016	1	3	1	-	-	-	-	-	-	-	-	-	5	25.0%	▲	5		
Other	Miscellaneous	2015	47	22	32	22	14	30	26	28	26	23	38	56	101			364	
		2016	44	32	37	-	-	-	-	-	-	-	-	-	113	11.9%	▲	113	
	Other	2015	2	2	-	-	1	6	-	-	-	1	-	1	4			13	
2016		-	1	1	-	-	-	-	-	-	-	-	-	2	-50.0%	▼	2		

Court: Dinwiddie Circuit

Start/End Date: Jan-15 / Mar-16

2015 Average Month: 137

Jan-Mar 2015: 429

Filings Trending: Upward ▲

Circuit/Court ID: 11

211053


Type of Case: Filings

2016 Average Month:152

Jan-Mar 2016 : 455

Overall AVG. Month: 140

Monthly Filings Summary



Jan 15-Mar 16

Totals

	2015	2016
Civil	297	76
Criminal	680	152
Other	663	227
Total	1,640	455

Jan --- Mar Filings

429

2015

455

2016

Jan --- Mar Filings

	2015	2016	% Change	Trending
Civil	67	76	13.4%	▲
Criminal	183	152	-16.9%	▼
Other	179	227	26.8%	▲
Total	429	455	6.1%	▲

	Jan	Feb	Mar	Apr	May	Jun	Jul	Aug	Sep	Oct	Nov	Dec	Thru Mar	% Change	Trending	Total
2015	149	118	162	153	143	134	152	124	92	136	133	144	429			1,640
2016	128	148	179	-	-	-	-	-	-	-	-	-	455	6.1%	▲	455

			Jan	Feb	Mar	Apr	May	Jun	Jul	Aug	Sep	Oct	Nov	Dec	Thru Mar	% Change	Trending	Total
Civil	Administrative Law	2015	1	-	-	1	-	1	1	1	-	-	-	-	1			5
		2016	-	-	1	-	-	-	-	-	-	-	-	-	1	0.0%	↔	1
	Contested Divorce	2015	1	2	1	1	4	5	5	-	1	1	2	5	4			28
		2016	2	1	-	-	-	-	-	-	-	-	-	-	3	-25.0%	▼	3
	Domestic and Family - Level 1	2015	-	2	7	2	5	4	1	-	4	8	3	3	9			39
		2016	-	6	9	-	-	-	-	-	-	-	-	-	15	66.7%	▲	15
	Domestic and Family - Level 2	2015	2	1	4	-	-	3	1	2	2	1	2	2	7			20
		2016	2	1	-	-	-	-	-	-	-	-	-	-	3	-57.1%	▼	3
	General Civil - Level 1	2016	-	3	1	-	-	-	-	-	-	-	-	-	4			4
	General Civil - Level 2	2015	3	-	7	2	2	7	3	6	5	4	3	3	10			45
		2016	1	3	7	-	-	-	-	-	-	-	-	-	11	10.0%	▲	11
	General Civil - Level 3	2015	6	5	4	4	12	6	2	11	7	5	21	-	15			83
		2016	9	4	2	-	-	-	-	-	-	-	-	-	15	0.0%	↔	15
	Probates/Wills and Trusts - Level 2	2015	1	-	1	-	1	-	-	3	1	-	-	-	2			7
		2016	1	-	-	-	-	-	-	-	-	-	-	-	1	-50.0%	▼	1
Criminal	Uncontested Divorce	2015	10	3	6	8	11	5	2	3	4	7	5	6	19			70
		2016	5	11	7	-	-	-	-	-	-	-	-	-	23	21.1%	▲	23
	Capital Murder	2015	-	1	-	-	-	-	-	-	-	-	-	-	1			1
		2016	-	-	-	-	-	-	-	-	-	-	-	-	-			-
	Misdemeanor	2015	25	10	16	23	25	22	16	11	6	20	18	11	51			203
		2016	8	19	22	-	-	-	-	-	-	-	-	-	49	-3.9%	▼	49
	Non-Capital Felonies and Related Matters	2015	36	30	52	56	34	26	65	36	14	26	25	18	118			418
		2016	30	30	38	-	-	-	-	-	-	-	-	-	98	-16.9%	▼	98
	Other Criminally Related Matters	2015	5	4	4	8	5	4	3	5	3	8	5	4	13			58
		2016	1	1	3	-	-	-	-	-	-	-	-	-	5	-61.5%	▼	5
Other	Miscellaneous	2015	58	59	60	48	44	51	53	46	44	56	48	92	177			659
		2016	69	69	89	-	-	-	-	-	-	-	-	-	227	28.2%	▲	227
	Other	2015	1	1	-	-	-	-	-	-	1	-	1	-	2			4

Court: Nottoway Circuit

Start/End Date: Jan-15 / Mar-16

2015 Average Month: 65

Jan-Mar 2015: 159

Filings Trending: Upward ▲

Circuit/Court ID: 11

211135


Type of Case: Filings

2016 Average Month:76

Jan-Mar 2016 : 228

Overall AVG. Month: 67

Monthly Filings Summary

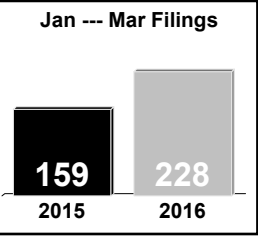


Jan 15-Mar 16

Totals

	2015	2016
Civil	141	27
Criminal	319	71
Other	315	130
Total	775	228

Jan --- Mar Filings



159 2015 228 2016

Jan --- Mar Filings

	2015	2016	% Change	Trending
Civil	31	27	-12.9%	▼
Criminal	46	71	54.3%	▲
Other	82	130	58.5%	▲
Total	159	228	43.4%	▲

	Jan	Feb	Mar	Apr	May	Jun	Jul	Aug	Sep	Oct	Nov	Dec	Thru Mar	% Change	Trending	Total
2015	41	50	68	43	60	56	73	98	89	55	84	58	159			775
2016	75	71	82	-	-	-	-	-	-	-	-	-	228	43.4%	▲	228

			Jan	Feb	Mar	Apr	May	Jun	Jul	Aug	Sep	Oct	Nov	Dec	Thru Mar	% Change	Trending	Total
Civil	Administrative Law	2015	-	-	-	-	-	-	-	-	1	-	1	-	0			2
	Contested Divorce	2015	1	1	1	2	1	-	1	-	2	1	1	3	3	0.0%	↔	14
		2016	-	2	2	-	-	-	-	-	-	-	-	-	4	33.3%	▲	4
	Domestic and Family - Level 1	2015	1	2	-	3	2	2	2	-	-	1	1	4	3			18
		2016	1	-	1	-	-	-	-	-	-	-	-	-	2	-33.3%	▼	2
	Domestic and Family - Lev	2015	-	1	-	-	-	-	-	1	-	-	-	-	1			2
	General Civil - Level 1	2015	-	1	-	-	-	-	-	-	-	-	-	1	1			2
	General Civil - Level 2	2015	2	1	-	5	2	1	3	4	3	3	1	-	3			25
		2016	1	1	3	-	-	-	-	-	-	-	-	-	5	66.7%	▲	5
	General Civil - Level 3	2015	2	2	4	1	-	3	-	15	1	8	3	2	8			41
		2016	-	3	5	-	-	-	-	-	-	-	-	-	8	0.0%	↔	8
	Probates/Wills and Trusts - Level 2	2015	-	-	-	-	-	-	-	1	1	-	-	-	0			2
Criminal		2016	-	3	-	-	-	-	-	-	-	-	-	-	3	0.0%	↔	3
	Uncontested Divorce	2015	3	3	6	3	3	5	2	1	4	4	1	-	12			35
		2016	2	3	-	-	-	-	-	-	-	-	-	-	5	-58.3%	▼	5
	Misdemeanor	2015	2	4	3	1	2	4	12	14	17	4	11	2	9			76
		2016	2	4	7	-	-	-	-	-	-	-	-	-	13	44.4%	▲	13
	Non-Capital Felonies and Related Matters	2015	7	15	9	11	29	8	18	27	32	10	35	11	31			212
Other		2016	17	8	28	-	-	-	-	-	-	-	-	-	53	71.0%	▲	53
	Other Criminally Related Matters	2015	-	5	1	1	2	3	5	6	2	1	3	2	6			31
		2016	1	3	1	-	-	-	-	-	-	-	-	-	5	-16.7%	▼	5
	Miscellaneous	2015	23	14	43	15	16	30	24	28	24	23	27	33	80			300
		2016	51	44	33	-	-	-	-	-	-	-	-	-	128	60.0%	▲	128
	Other	2015	-	1	1	1	3	-	6	1	2	-	-	-	2			15
		2016	-	-	2	-	-	-	-	-	-	-	-	-	2	0.0%	↔	2

Court: Powhatan Circuit

Start/End Date: Jan-15 / Mar-16

2015 Average Month: 109

Jan-Mar 2015: 310

Filings Trending: Upward ▲

Circuit/Court ID: 11

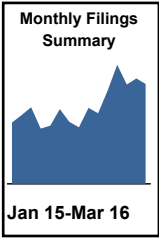
211145

Type of Case: Filings

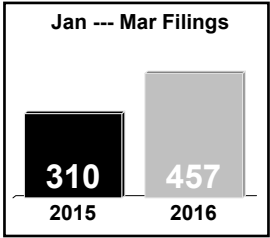
2016 Average Month:152

Jan-Mar 2016 : 457

Overall AVG. Month: 118



	Totals	
	2015	2016
Civil	203	62
Criminal	316	61
Other	790	334
Total	1,309	457



	Jan --- Mar Filings			
	2015	2016	% Change	Trending
Civil	54	62	14.8%	▲
Criminal	66	61	-7.6%	▼
Other	190	334	75.8%	▲
Total	310	457	47.4%	▲

	Jan	Feb	Mar	Apr	May	Jun	Jul	Aug	Sep	Oct	Nov	Dec	Thru Mar	% Change	Trending	Total
2015	92	103	115	83	87	112	93	85	114	106	140	179	310			1,309
2016	149	158	150	-	-	-	-	-	-	-	-	-	457	47.4%	▲	457

			Jan	Feb	Mar	Apr	May	Jun	Jul	Aug	Sep	Oct	Nov	Dec	Thru Mar	% Change	Trending	Total
Civil	Administrative Law	2016	1	-	-	-	-	-	-	-	-	-	-	-	1			1
	Contested Divorce	2015	1	5	6	4	5	2	1	3	2	2	3	2	12			36
		2016	3	5	4	-	-	-	-	-	-	-	-	-	12	0.0%	↔	12
	Domestic and Family - Level 1	2015	-	-	-	-	-	-	2	1	2	3	4	4	0			16
		2016	1	2	14	-	-	-	-	-	-	-	-	-	17	0.0%	↔	17
	Domestic and Family - Level 2	2015	1	-	-	1	-	-	4	1	3	1	2	-	1			13
		2016	-	-	1	-	-	-	-	-	-	-	-	-	1	0.0%	↔	1
	General Civil - Level 1	2015	-	-	1	-	-	-	-	-	-	-	-	-	1			1
	General Civil - Level 2	2015	6	6	7	2	3	2	8	5	5	2	6	4	19			56
		2016	3	2	2	-	-	-	-	-	-	-	-	-	7	-63.2%	▼	7
	General Civil - Level 3	2015	2	3	1	2	2	1	1	1	1	2	-	1	6			17
		2016	7	1	-	-	-	-	-	-	-	-	-	-	8	33.3%	▲	8
	Probates/Wills and Trusts - Level 2	2015	-	-	-	-	-	-	2	3	-	-	-	-	0			5
		2016	1	-	1	-	-	-	-	-	-	-	-	-	2	0.0%	↔	2
Criminal	Protective Orders	2016	-	-	1	-	-	-	-	-	-	-	-	-	1			1
	Uncontested Divorce	2015	2	4	9	7	3	6	5	2	6	8	4	3	15			59
		2016	2	2	9	-	-	-	-	-	-	-	-	-	13	-13.3%	▼	13
	Misdemeanor	2015	2	11	5	1	8	5	3	2	5	5	9	6	18			62
Other		2016	2	2	7	-	-	-	-	-	-	-	-	-	11	-38.9%	▼	11
	Non-Capital Felonies and Related Matters	2015	13	14	15	18	13	32	13	8	21	17	33	23	42			220
		2016	22	19	3	-	-	-	-	-	-	-	-	-	44	4.8%	▲	44
	Other Criminally Related Matters	2015	1	2	3	3	-	6	-	2	10	1	5	1	6			34
Other		2016	-	3	3	-	-	-	-	-	-	-	-	-	6	0.0%	↔	6
	Miscellaneous	2015	64	58	68	45	53	58	54	57	59	65	74	135	190			790
		2016	107	120	105	-	-	-	-	-	-	-	-	-	332	74.7%	▲	332
Other	Other	2016	-	2	-	-	-	-	-	-	-	-	-	-	2			2

Court: Petersburg Circuit

Start/End Date: Jan-15 / Mar-16

2015 Average Month: 177

Jan-Mar 2015: 494

Filings Trending: Upward ▲

Circuit/Court ID: 11

211730


Type of Case: Filings

2016 Average Month:189

Jan-Mar 2016 : 567

Overall AVG. Month: 180

Monthly Filings Summary



Jan 15-Mar 16

Totals

	2015	2016
Civil	444	149
Criminal	1,285	281
Other	398	137
Total	2,127	567

Jan --- Mar Filings

494

2015

567

2016

Jan --- Mar Filings

	2015	2016	% Change	Trending
Civil	88	149	69.3%	▲
Criminal	315	281	-10.8%	▼
Other	91	137	50.5%	▲
Total	494	567	14.8%	▲

			Jan	Feb	Mar	Apr	May	Jun	Jul	Aug	Sep	Oct	Nov	Dec	Thru Mar	% Change	Trending	Total
2015			121	142	231	194	180	191	165	173	162	215	161	192	494			2,127
2016			161	244	162	-	-	-	-	-	-	-	-	-	567	14.8%	▲	567

			Jan	Feb	Mar	Apr	May	Jun	Jul	Aug	Sep	Oct	Nov	Dec	Thru Mar	% Change	Trending	Total
Civil	Administrative Law	2015	1	1	-	4	1	2	-	-	1	1	-	2	2			13
		2016	-	-	1	-	-	-	-	-	-	-	-	-	1	-50.0%	▼	1
	Contested Divorce	2015	1	4	3	4	4	9	6	2	2	3	2	1	8			41
		2016	-	3	6	-	-	-	-	-	-	-	-	-	9	12.5%	▲	9
	Domestic and Family - Level 1	2015	1	2	4	3	8	13	6	6	6	5	3	4	7			61
		2016	9	1	-	-	-	-	-	-	-	-	-	-	10	42.9%	▲	10
	Domestic and Family - Level 2	2015	-	-	1	2	1	1	-	-	1	-	1	1	1			8
		2016	13	2	3	-	-	-	-	-	-	-	-	-	18	1,700.0%	▲	18
	General Civil - Level 1	2015	-	-	-	1	1	2	-	-	-	-	-	2	0			6
	General Civil - Level 2	2015	8	5	11	14	7	8	14	12	13	12	8	13	24	0.0%	↔	125
		2016	12	14	20	-	-	-	-	-	-	-	-	-	46	91.7%	▲	46
	General Civil - Level 3	2015	4	6	11	10	9	12	5	12	4	6	7	8	21			94
		2016	16	9	8	-	-	-	-	-	-	-	-	-	33	57.1%	▲	33
	Probates/Wills and Trusts - Level 1	2015	-	-	1	-	-	-	-	-	-	-	-	-	1			1
		2016	-	1	-	-	-	-	-	-	-	-	-	-	1	0.0%	↔	1
Criminal	Probates/Wills and Trusts - Level 2	2015	1	1	1	2	1	-	1	2	-	2	2	1	3			14
		2016	1	-	1	-	-	-	-	-	-	-	-	-	2	-33.3%	▼	2
	Uncontested Divorce	2015	5	3	13	3	10	6	8	5	9	9	4	6	21			81
		2016	5	9	15	-	-	-	-	-	-	-	-	-	29	38.1%	▲	29
Criminal	Misdemeanor	2015	11	25	20	33	24	34	16	35	18	44	14	30	56			304
		2016	19	25	8	-	-	-	-	-	-	-	-	-	52	-7.1%	▼	52
	Non-Capital Felonies and Related Matters	2015	36	59	114	77	81	55	67	50	42	78	85	74	209			818
		2016	52	95	30	-	-	-	-	-	-	-	-	-	177	-15.3%	▼	177
Other	Other Criminally Related Matters	2015	20	7	23	17	13	11	7	14	20	18	5	8	50			163
		2016	7	25	20	-	-	-	-	-	-	-	-	-	52	4.0%	▲	52
	Miscellaneous	2015	33	29	29	24	20	38	35	34	44	37	30	42	91			395
		2016	26	60	50	-	-	-	-	-	-	-	-	-	136	49.5%	▲	136
Other	Other	2015	-	-	-	-	-	-	-	1	2	-	-	-	0			3
		2016	1	-	-	-	-	-	-	-	-	-	-	-	1	0.0%	↔	1

Court: Chesterfield Circuit

Start/End Date: Jan-15 / Mar-16

2015 Average Month: 1,208

Jan-Mar 2015: 3,890

Filings Trending: Upward ▲

Circuit/Court ID: 12

212041


Type of Case: Filings

2016 Average Month:1,672

Jan-Mar 2016 : 5,015

Overall AVG. Month: 1,301

Monthly Filings Summary

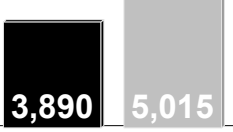


Jan 15-Mar 16

Totals

	2015	2016
Civil	2,584	691
Criminal	6,208	1,706
Other	5,706	2,618
Total	14,498	5,015

Jan --- Mar Filings



3,890 5,015

2015 2016

Jan --- Mar Filings

	2015	2016	% Change	Trending
Civil	606	691	14.0%	▲
Criminal	1,570	1,706	8.7%	▲
Other	1,714	2,618	52.7%	▲
Total	3,890	5,015	28.9%	▲

			Jan	Feb	Mar	Apr	May	Jun	Jul	Aug	Sep	Oct	Nov	Dec	Thru Mar	% Change	Trending	Total
2015			1,377	1,077	1,436	1,183	1,101	1,178	1,248	1,169	1,300	1,114	1,108	1,207	3,890			14,498
2016			1,571	1,552	1,892	-	-	-	-	-	-	-	-	-	5,015	28.9%	▲	5,015

			Jan	Feb	Mar	Apr	May	Jun	Jul	Aug	Sep	Oct	Nov	Dec	Thru Mar	% Change	Trending	Total
Civil	Administrative Law	2015	2	4	-	1	2	1	1	-	-	3	-	3	6			17
		2016	3	4	1	-	-	-	-	-	-	-	-	-	8	33.3%	▲	8
	Contested Divorce	2015	31	18	27	35	19	38	27	25	32	29	21	27	76			329
		2016	27	29	38	-	-	-	-	-	-	-	-	-	94	23.7%	▲	94
	Domestic and Family - Level 1	2015	21	14	32	27	44	32	37	19	35	40	14	32	67			347
		2016	31	22	31	-	-	-	-	-	-	-	-	-	84	25.4%	▲	84
	Domestic and Family - Level 2	2015	6	6	11	6	8	6	7	8	7	5	7	4	23			81
		2016	7	4	6	-	-	-	-	-	-	-	-	-	17	-26.1%	▼	17
	General Civil - Level 1	2015	1	4	2	1	1	1	1	1	1	2	2	4	7			21
		2016	-	3	2	-	-	-	-	-	-	-	-	-	5	-28.6%	▼	5
	General Civil - Level 2	2015	35	50	44	56	56	62	62	41	53	42	51	59	129			611
		2016	39	62	69	-	-	-	-	-	-	-	-	-	170	31.8%	▲	170
	General Civil - Level 3	2015	11	20	24	20	47	40	30	18	19	15	14	17	55			275
		2016	18	21	19	-	-	-	-	-	-	-	-	-	58	5.5%	▲	58
	Probates/Wills and Trusts - Level 1	2015	1	-	1	2	-	1	1	-	1	-	3	-	2			10
		2016	1	2	-	-	-	-	-	-	-	-	-	-	3	50.0%	▲	3
Criminal	Probates/Wills and Trusts - Level 2	2015	6	10	9	5	12	6	8	3	9	13	6	6	25			93
		2016	5	1	13	-	-	-	-	-	-	-	-	-	19	-24.0%	▼	19
	Protective Orders	2015	-	1	1	1	1	-	1	5	1	-	2	-	2			13
		2016	-	-	3	-	-	-	-	-	-	-	-	-	3	50.0%	▲	3
	Uncontested Divorce	2015	62	61	91	66	68	64	70	64	69	64	40	68	214			787
		2016	56	78	96	-	-	-	-	-	-	-	-	-	230	7.5%	▲	230
Other	Capital Murder	2015	-	-	-	-	-	1	-	-	-	-	2	-	0			3
	Misdemeanor	2015	180	122	165	123	113	177	158	124	166	122	153	128	467	0.0%	↔	1,731
		2016	138	103	224	-	-	-	-	-	-	-	-	-	465	-0.4%	▼	465
	Non-Capital Felonies and Related Matters	2015	383	301	304	312	347	367	318	316	388	379	339	330	988			4,084
		2016	377	337	428	-	-	-	-	-	-	-	-	-	1,142	15.6%	▲	1,142
	Other Criminally Related Matters	2015	45	30	40	29	21	33	24	32	43	27	41	25	115			390
Other		2016	28	39	32	-	-	-	-	-	-	-	-	-	99	-13.9%	▼	99
	Miscellaneous	2015	576	408	660	459	339	316	473	473	449	326	382	453	1,644			5,314
		2016	791	820	907	-	-	-	-	-	-	-	-	-	2,518	53.2%	▲	2,518
Other	Other	2015	17	28	25	40	23	33	30	40	27	47	31	51	70			392
		2016	50	27	23	-	-	-	-	-	-	-	-	-	100	42.9%	▲	100

Court: Colonial Heights Circuit

Start/End Date: Jan-15 / Mar-16

2015 Average Month: 154

Jan-Mar 2015: 455

Filings Trending: Upward ▲

Circuit/Court ID: 12

212570


Type of Case: Filings

2016 Average Month:172

Jan-Mar 2016 : 515

Overall AVG. Month: 157

Monthly Filings Summary



Jan 15-Mar 16

Totals

	2015	2016
Civil	190	44
Criminal	1,209	301
Other	448	170
Total	1,847	515

Jan --- Mar Filings

455

2015

515

2016

Jan --- Mar Filings

	2015	2016	% Change	Trending
Civil	38	44	15.8%	▲
Criminal	288	301	4.5%	▲
Other	129	170	31.8%	▲
Total	455	515	13.2%	▲

	Jan	Feb	Mar	Apr	May	Jun	Jul	Aug	Sep	Oct	Nov	Dec	Thru Mar	% Change	Trending	Total
2015	144	182	129	183	138	121	149	189	120	176	180	136	455			1,847
2016	129	209	177	-	-	-	-	-	-	-	-	-	515	13.2%	▲	515

			Jan	Feb	Mar	Apr	May	Jun	Jul	Aug	Sep	Oct	Nov	Dec	Thru Mar	% Change	Trending	Total
Civil	Administrative Law	2015	-	1	-	-	-	-	1	-	-	-	-	-	1			2
		2016	-	-	2	-	-	-	-	-	-	-	-	-	2	100.0%	▲	2
	Contested Divorce	2015	3	1	2	1	3	2	5	1	4	4	4	6	6			36
		2016	2	2	5	-	-	-	-	-	-	-	-	-	9	50.0%	▲	9
	Domestic and Family - Level 1	2015	2	-	2	2	-	-	3	3	2	5	5	6	4			30
		2016	1	4	-	-	-	-	-	-	-	-	-	-	5	25.0%	▲	5
	Domestic and Family - Lev	2015	-	-	-	-	1	-	1	-	-	-	1	-	0			3
	General Civil - Level 1	2015	-	-	-	-	-	-	2	-	-	-	-	-	0	0.0%	↔	2
	General Civil - Level 2	2015	2	3	4	2	2	2	-	2	-	1	1	3	9	0.0%	↔	22
		2016	3	2	-	-	-	-	-	-	-	-	-	-	5	-44.4%	▼	5
	General Civil - Level 3	2015	-	-	2	3	2	1	-	5	1	3	-	6	2			23
		2016	-	2	2	-	-	-	-	-	-	-	-	-	4	100.0%	▲	4
	Probates/Wills and Trusts	2016	-	-	1	-	-	-	-	-	-	-	-	-	1			1
Criminal	Probates/Wills and Trusts	2015	1	1	-	1	1	-	-	1	-	1	-	1	2			7
	Uncontested Divorce	2015	3	3	8	8	3	11	5	6	9	3	3	3	14			65
		2016	3	6	9	-	-	-	-	-	-	-	-	-	18	28.6%	▲	18
	Misdemeanor	2015	37	23	26	35	49	35	35	26	19	44	42	19	86			390
Other		2016	22	27	42	-	-	-	-	-	-	-	-	-	91	5.8%	▲	91
	Non-Capital Felonies and Related Matters	2015	45	106	41	83	51	33	55	101	55	59	84	32	192			745
		2016	42	95	54	-	-	-	-	-	-	-	-	-	191	-0.5%	▼	191
	Other Criminally Related Matters	2015	3	7	-	8	2	11	7	11	2	14	3	6	10			74
		2016	10	4	5	-	-	-	-	-	-	-	-	-	19	90.0%	▲	19
	Miscellaneous	2015	33	32	34	29	21	21	33	26	21	38	32	52	99			372
		2016	38	61	50	-	-	-	-	-	-	-	-	-	149	50.5%	▲	149
	Other	2015	15	5	10	11	3	5	2	7	7	4	5	2	30			76
		2016	8	6	7	-	-	-	-	-	-	-	-	-	21	-30.0%	▼	21

Court: Richmond Circuit

Start/End Date: Jan-15 / Mar-16

2015 Average Month: 1,201

Jan-Mar 2015: 3,696

Filings Trending: Steady ↔

Circuit/Court ID: 13

213760


Type of Case: Filings

2016 Average Month: 1,238

Jan-Mar 2016 : 3,715

Overall AVG. Month: 1,208

Monthly Filings Summary

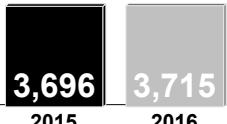


Jan 15-Mar 16

Totals

	2015	2016
Civil	2,805	781
Criminal	6,497	1,606
Other	5,110	1,328
Total	14,412	3,715

Jan --- Mar Filings



20152016

Jan --- Mar Filings

	2015	2016	% Change	Trending
Civil	658	781	18.7%	▲
Criminal	1,767	1,606	-9.1%	▼
Other	1,271	1,328	4.5%	▲
Total	3,696	3,715	0.5%	▲

			Jan	Feb	Mar	Apr	May	Jun	Jul	Aug	Sep	Oct	Nov	Dec	Thru Mar	% Change	Trending	Total
2015			1,224	1,110	1,362	1,252	1,118	1,375	1,339	1,204	1,063	1,230	1,077	1,058	3,696			14,412
2016			1,114	1,242	1,359	-	-	-	-	-	-	-	-	-	3,715	0.5%	▲	3,715

			Jan	Feb	Mar	Apr	May	Jun	Jul	Aug	Sep	Oct	Nov	Dec	Thru Mar	% Change	Trending	Total
Civil	Administrative Law	2015	2	3	3	1	1	3	5	2	-	8	3	4	8			35
		2016	3	2	1	-	-	-	-	-	-	-	-	-	6	-25.0%	▼	6
	Contested Divorce	2015	16	17	24	21	15	26	15	17	15	11	15	14	57			206
		2016	15	32	24	-	-	-	-	-	-	-	-	-	71	24.6%	▲	71
	Domestic and Family - Level 1	2015	12	4	12	10	10	14	26	16	18	14	10	33	28			179
		2016	2	19	38	-	-	-	-	-	-	-	-	-	59	110.7%	▲	59
	Domestic and Family - Level 2	2015	10	10	9	9	14	6	14	8	9	11	5	25	29			130
		2016	12	17	15	-	-	-	-	-	-	-	-	-	44	51.7%	▲	44
	General Civil - Level 1	2015	1	3	7	8	3	4	7	2	6	4	7	8	11			60
		2016	3	4	2	-	-	-	-	-	-	-	-	-	9	-18.2%	▼	9
	General Civil - Level 2	2015	93	80	93	90	107	115	132	101	95	111	76	94	266			1,187
		2016	90	108	143	-	-	-	-	-	-	-	-	-	341	28.2%	▲	341
	General Civil - Level 3	2015	37	47	33	33	31	42	55	44	27	25	30	35	117			439
		2016	18	36	42	-	-	-	-	-	-	-	-	-	96	-17.9%	▼	96
	Probates/Wills and Trusts - Level 1	2015	-	-	1	1	1	1	1	-	1	1	-	-	1			7
		2016	-	-	1	-	-	-	-	-	-	-	-	-	1	0.0%	↔	1
	Probates/Wills and Trusts - Level 2	2015	7	12	8	6	9	11	7	7	6	9	5	19	27			106
		2016	9	14	12	-	-	-	-	-	-	-	-	-	35	29.6%	▲	35
Criminal	Uncontested Divorce	2015	25	48	41	50	30	51	40	40	28	35	40	28	114			456
		2016	28	40	51	-	-	-	-	-	-	-	-	-	119	4.4%	▲	119
	Capital Murder	2015	-	3	2	-	-	-	-	-	-	-	-	-	5			5
		2016	1	2	-	-	-	-	-	-	-	-	-	-	3	-40.0%	▼	3
	Misdemeanor	2015	124	90	101	104	84	106	132	101	91	117	79	85	315			1,214
		2016	108	86	58	-	-	-	-	-	-	-	-	-	252	-20.0%	▼	252
	Non-Capital Felonies and Related Matters	2015	483	397	442	396	342	427	421	415	391	386	365	281	1,322			4,746
		2016	421	313	444	-	-	-	-	-	-	-	-	-	1,178	-10.9%	▼	1,178
	Other Criminally Related Matters	2015	56	35	34	76	41	56	38	41	6	86	29	34	125			532
		2016	19	103	51	-	-	-	-	-	-	-	-	-	173	38.4%	▲	173
Other	Miscellaneous	2015	195	199	329	272	223	261	236	235	250	251	228	259	723			2,938
		2016	226	313	326	-	-	-	-	-	-	-	-	-	865	19.6%	▲	865
	Other	2015	163	162	223	175	207	252	210	175	120	161	185	139	548			2,172
		2016	159	153	151	-	-	-	-	-	-	-	-	-	463	-15.5%	▼	463

Court: Henrico Circuit

Start/End Date: Jan-15 / Mar-16

2015 Average Month: 1,010

Jan-Mar 2015: 2,928

Filings Trending: Upward ▲

Circuit/Court ID: 14

214087


Type of Case: Filings

2016 Average Month:1,121

Jan-Mar 2016 : 3,362

Overall AVG. Month: 1,032

Monthly Filings Summary

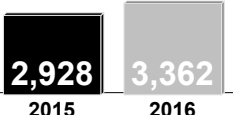


Jan 15-Mar 16

Totals

	2015	2016
Civil	2,341	634
Criminal	5,318	1,253
Other	4,466	1,475
Total	12,125	3,362

Jan --- Mar Filings



2,928 3,362

2015 2016

Jan --- Mar Filings

	2015	2016	% Change	Trending
Civil	559	634	13.4%	▲
Criminal	1,266	1,253	-1.0%	▼
Other	1,103	1,475	33.7%	▲
Total	2,928	3,362	14.8%	▲

			Jan	Feb	Mar	Apr	May	Jun	Jul	Aug	Sep	Oct	Nov	Dec	Thru Mar	% Change	Trending	Total
2015			913	951	1,064	1,052	1,035	1,013	949	976	955	1,105	849	1,263	2,928			12,125
2016			1,003	1,138	1,221	-	-	-	-	-	-	-	-	-	3,362	14.8%	▲	3,362

			Jan	Feb	Mar	Apr	May	Jun	Jul	Aug	Sep	Oct	Nov	Dec	Thru Mar	% Change	Trending	Total
Civil	Administrative Law	2015	1	1	-	2	-	-	1	-	-	1	3	1	2			10
		2016	1	1	2	-	-	-	-	-	-	-	-	-	4	100.0%	▲	4
	Contested Divorce	2015	31	25	40	22	22	35	28	28	29	23	16	16	96			315
		2016	16	28	42	-	-	-	-	-	-	-	-	-	86	-10.4%	▼	86
	Domestic and Family - Level 1	2015	11	7	10	10	9	25	16	18	14	25	20	19	28			184
		2016	9	20	17	-	-	-	-	-	-	-	-	-	46	64.3%	▲	46
	Domestic and Family - Level 2	2015	4	7	9	16	6	7	9	8	9	8	8	10	20			101
		2016	10	9	13	-	-	-	-	-	-	-	-	-	32	60.0%	▲	32
	General Civil - Level 1	2015	5	2	-	1	2	1	-	3	3	4	-	2	7			23
		2016	4	7	2	-	-	-	-	-	-	-	-	-	13	85.7%	▲	13
	General Civil - Level 2	2015	35	52	44	55	61	54	53	38	68	44	44	55	131			603
		2016	48	62	56	-	-	-	-	-	-	-	-	-	166	26.7%	▲	166
	General Civil - Level 3	2015	11	20	25	26	20	27	21	44	18	25	19	21	56			277
		2016	19	37	28	-	-	-	-	-	-	-	-	-	84	50.0%	▲	84
	Probates/Wills and Trusts - Level 1	2015	-	-	-	-	-	1	1	1	1	1	-	-	0			5
		2016	-	-	2	-	-	-	-	-	-	-	-	-	2	0.0%	↔	2
	Probates/Wills and Trusts - Level 2	2015	10	12	-	5	5	12	9	8	7	5	6	7	22			86
		2016	3	8	8	-	-	-	-	-	-	-	-	-	19	-13.6%	▼	19
	Protective Orders	2015	-	-	-	-	-	-	-	-	-	2	-	1	0			3
		2016	1	-	2	-	-	-	-	-	-	-	-	-	3	0.0%	↔	3
	Uncontested Divorce	2015	57	67	73	69	60	59	71	45	63	53	48	69	197			734
		2016	35	65	79	-	-	-	-	-	-	-	-	-	179	-9.1%	▼	179
Criminal	Capital Murder	2015	-	-	-	-	1	-	-	-	-	-	-	-	0			1
	Misdemeanor	2015	79	104	124	96	118	160	102	110	117	137	79	128	307	0.0%	↔	1,354
		2016	90	68	109	-	-	-	-	-	-	-	-	-	267	-13.0%	▼	267
	Non-Capital Felonies and Related Matters	2015	307	256	291	374	341	247	292	283	260	346	228	298	854			3,523
		2016	251	285	338	-	-	-	-	-	-	-	-	-	874	2.3%	▲	874
	Other Criminally Related Matters	2015	41	31	33	33	45	48	36	32	37	31	37	36	105			440
		2016	34	39	39	-	-	-	-	-	-	-	-	-	112	6.7%	▲	112
Other	Miscellaneous	2015	290	340	386	318	325	305	280	323	305	362	312	564	1,016			4,110
		2016	457	484	454	-	-	-	-	-	-	-	-	-	1,395	37.3%	▲	1,395
	Other	2015	31	27	29	25	20	32	30	35	24	38	29	36	87			356
		2016	25	25	30	-	-	-	-	-	-	-	-	-	80	-8.0%	▼	80

Court: Caroline Circuit

Start/End Date: Jan-15 / Mar-16

2015 Average Month: 175

Jan-Mar 2015: 614

Filings Trending: Downward ▼

Circuit/Court ID: 15

215033


Type of Case: Filings

2016 Average Month:180

Jan-Mar 2016 : 541

Overall AVG. Month: 176

Monthly Filings Summary



Jan 15-Mar 16

Totals

	2015	2016
Civil	255	59
Criminal	1,027	234
Other	816	248
Total	2,098	541

Jan --- Mar Filings

614

2015

541

2016

Jan --- Mar Filings

	2015	2016	% Change	Trending
Civil	58	59	1.7%	▲
Criminal	354	234	-33.9%	▼
Other	202	248	22.8%	▲
Total	614	541	-11.9%	▼

	Jan	Feb	Mar	Apr	May	Jun	Jul	Aug	Sep	Oct	Nov	Dec	Thru Mar	% Change	Trending	Total
2015	211	144	259	164	205	183	139	182	156	132	133	190	614			2,098
2016	144	195	202	-	-	-	-	-	-	-	-	-	541	-11.9%	▼	541

			Jan	Feb	<u>Mar</u>	Apr	May	Jun	Jul	Aug	Sep	Oct	Nov	Dec	Thru Mar	% Change	Trending	<u>Total</u>	
Civil	Administrative Law	2015	-	-	1	2	-	-	-	-	-	-	-	-	1			3	
		2016	1	-	-	-	-	-	-	-	-	-	-	-	1	0.0%	↔	1	
	Contested Divorce	2015	1	2	3	-	1	2	2	1	1	3	-	1	6			17	
		2016	-	5	2	-	-	-	-	-	-	-	-	-	7	16.7%	▲	7	
	Domestic and Family - Level 1	2015	1	1	6	1	4	3	13	15	4	2	7	12	8			69	
		2016	6	-	3	-	-	-	-	-	-	-	-	-	9	12.5%	▲	9	
	Domestic and Family - Level 2	2015	-	1	-	1	3	2	1	1	2	-	-	1	1			12	
		2016	1	1	1	-	-	-	-	-	-	-	-	-	3	200.0%	▲	3	
	General Civil - Level 1	2015	-	-	-	-	-	2	-	-	-	1	-	-	1	0			4
		2016	10	6	3	4	6	4	6	3	8	4	1	3	19	0.0%	↔	58	
	General Civil - Level 2	2015	5	5	1	-	-	-	-	-	-	-	-	-	11	-42.1%	▼	11	
		2016	3	2	6	-	-	-	-	-	-	-	-	-	11	37.5%	▲	11	
	Probates/Wills and Trusts - Level 2	2015	2	1	3	-	-	-	-	-	9	1	-	5	-	6			21
		2016	2	1	5	-	-	-	-	-	-	-	-	-	-	8	33.3%	▲	8
Uncontested Divorce	2015	2	5	2	3	5	4	4	2	1	4	4	3	9			39		
	2016	1	4	4	-	-	-	-	-	-	-	-	-	9	0.0%	↔	9		
Criminal	Capital Murder	2015	1	-	-	-	-	-	-	-	-	-	-	-	1			1	
	Misdemeanor	2015	26	18	20	13	19	21	16	24	13	13	30	18	64			231	
		2016	8	33	28	-	-	-	-	-	-	-	-	-	69	7.8%	▲	69	
	Non-Capital Felonies and Related Matters	2015	115	40	119	70	90	74	34	50	54	36	32	20	274			734	
2016		39	54	55	-	-	-	-	-	-	-	-	-	148	-46.0%	▼	148		
Other	Other Criminally Related Matters	2015	2	8	5	7	4	10	-	3	6	6	3	7	15			61	
		2016	3	9	5	-	-	-	-	-	-	-	-	-	17	13.3%	▲	17	
	Miscellaneous	2015	44	49	73	54	55	52	53	57	48	48	44	83	166			660	
		2016	73	69	78	-	-	-	-	-	-	-	-	-	220	32.5%	▲	220	
Other	2015	5	13	18	6	16	6	9	13	13	11	7	39	36			156		
	2016	2	12	14	-	-	-	-	-	-	-	-	-	28	-22.2%	▼	28		

Court: Essex Circuit

Start/End Date: Jan-15 / Mar-16

2015 Average Month: 50

Jan-Mar 2015: 148

Filings Trending: Downward ▼

Circuit/Court ID: 15

215057

Type of Case: Filings

2016 Average Month:48

Jan-Mar 2016 : 144

Overall AVG. Month: 49

Monthly Filings Summary

Jan 15-Mar 16

Totals

	2015	2016
Civil	90	14
Criminal	283	72
Other	225	58
Total	598	144

Jan --- Mar Filings

148

2015

144

2016

Jan --- Mar Filings

	2015	2016	% Change	Trending
Civil	20	14	-30.0%	▼
Criminal	54	72	33.3%	▲
Other	74	58	-21.6%	▼
Total	148	144	-2.7%	▼

	Jan	Feb	Mar	Apr	May	Jun	Jul	Aug	Sep	Oct	Nov	Dec	Thru Mar	% Change	Trending	Total
2015	63	33	52	66	42	39	114	33	26	63	34	33	148			598
2016	43	31	70	-	-	-	-	-	-	-	-	-	144	-2.7%	▼	144

			Jan	Feb	Mar	Apr	May	Jun	Jul	Aug	Sep	Oct	Nov	Dec	Thru Mar	% Change	Trending	Total
Civil	Contested Divorce	2015	1	1	-	2	-	1	-	-	1	-	1	-	2			7
		2016	1	1	-	-	-	-	-	-	-	-	-	-	2	0.0%	↔	2
	Domestic and Family - Level 1	2015	-	-	6	2	1	-	4	-	3	-	-	-	6			16
		2016	-	-	1	-	-	-	-	-	-	-	-	-	1	-83.3%	▼	1
	Domestic and Family - Lev	2015	-	-	-	-	-	1	-	-	-	-	-	-	0			1
	General Civil - Level 1	2015	-	-	-	-	-	1	-	-	-	-	-	-	0	0.0%	↔	1
	General Civil - Level 2	2015	1	2	2	1	2	3	3	4	1	3	2	-	5	0.0%	↔	24
		2016	2	1	2	-	-	-	-	-	-	-	-	-	5	0.0%	↔	5
	General Civil - Level 3	2015	1	-	2	-	-	1	3	5	2	-	-	-	3			14
		2016	1	-	2	-	-	-	-	-	-	-	-	-	3	0.0%	↔	3
Criminal	Probates/Wills and Trusts	2015	-	-	-	-	1	-	-	-	-	-	1	-	0			2
	Uncontested Divorce	2015	1	2	1	4	5	3	4	-	1	3	-	1	4	0.0%	↔	25
		2016	-	2	1	-	-	-	-	-	-	-	-	-	3	-25.0%	▼	3
	Misdemeanor	2015	7	3	4	3	-	5	8	4	1	3	1	5	14			44
		2016	2	1	2	-	-	-	-	-	-	-	-	-	5	-64.3%	▼	5
	Non-Capital Felonies and Related Matters	2015	30	5	4	31	14	5	73	6	3	28	8	4	39			211
Oth		2016	18	8	32	-	-	-	-	-	-	-	-	-	58	48.7%	▲	58
	Other Criminally Related Matters	2015	1	-	-	5	1	3	3	2	-	9	2	2	1			28
		2016	2	3	4	-	-	-	-	-	-	-	-	-	9	800.0%	▲	9
	Miscellaneous	2015	21	20	33	18	18	16	16	12	14	17	19	21	74			225
		2016	17	15	26	-	-	-	-	-	-	-	-	-	58	-21.6%	▼	58

Court: Hanover Circuit

Start/End Date: Jan-15 / Mar-16

2015 Average Month: 493

Jan-Mar 2015: 1,543

Filings Trending: Upward ▲

Circuit/Court ID: 15

215085


Type of Case: Filings

2016 Average Month:602

Jan-Mar 2016 : 1,806

Overall AVG. Month: 515

Monthly Filings Summary

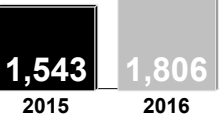


Jan 15-Mar 16

Totals

	2015	2016
Civil	1,198	340
Criminal	2,404	607
Other	2,315	859
Total	5,917	1,806

Jan --- Mar Filings



1,543 1,806

2015 2016

Jan --- Mar Filings

	2015	2016	% Change	Trending
Civil	335	340	1.5%	▲
Criminal	609	607	-	↔
Other	599	859	43.4%	▲
Total	1,543	1,806	17.0%	▲

	Jan	Feb	Mar	Apr	May	Jun	Jul	Aug	Sep	Oct	Nov	Dec	Thru Mar	% Change	Trending	Total
2015	495	505	543	484	427	406	532	460	442	456	460	707	1,543			5,917
2016	533	646	627	-	-	-	-	-	-	-	-	-	1,806	17.0%	▲	1,806

			Jan	Feb	Mar	Apr	May	Jun	Jul	Aug	Sep	Oct	Nov	Dec	Thru Mar	% Change	Trending	Total
Civil	Administrative Law	2015	-	1	1	1	1	1	-	1	-	3	-	-	2			9
	Contested Divorce	2015	22	21	26	18	19	17	15	16	19	14	13	23	69			223
		2016	9	32	29	-	-	-	-	-	-	-	-	-	70	1.4%	▲	70
	Domestic and Family - Level 1	2015	8	8	8	4	9	3	8	11	8	6	9	7	24			89
		2016	12	8	11	-	-	-	-	-	-	-	-	-	31	29.2%	▲	31
	Domestic and Family - Level 2	2015	2	2	5	3	2	3	5	5	3	4	1	6	9			41
		2016	-	4	5	-	-	-	-	-	-	-	-	-	9	0.0%	↔	9
	General Civil - Level 1	2015	-	-	-	1	1	-	-	-	2	2	-	-	0			6
		2016	1	-	-	-	-	-	-	-	-	-	-	-	1	0.0%	↔	1
	General Civil - Level 2	2015	13	18	15	16	16	17	12	14	11	11	16	10	46			169
		2016	9	14	7	-	-	-	-	-	-	-	-	-	30	-34.8%	▼	30
	General Civil - Level 3	2015	5	12	9	10	6	11	14	6	8	14	9	3	26			107
		2016	7	9	8	-	-	-	-	-	-	-	-	-	24	-7.7%	▼	24
	Probates/Wills and Trusts	2015	-	-	-	-	-	-	-	-	-	-	1	-	0			1
Criminal	Probates/Wills and Trusts - Level 2	2015	1	-	1	6	2	5	1	3	-	2	1	1	2	0.0%	↔	23
		2016	3	3	6	-	-	-	-	-	-	-	-	-	12	500.0%	▲	12
	Uncontested Divorce	2015	56	58	43	55	39	44	41	47	37	31	42	37	157			530
		2016	35	67	61	-	-	-	-	-	-	-	-	-	163	3.8%	▲	163
	Capital Murder	2016	-	-	2	-	-	-	-	-	-	-	-	-	2			2
	Misdemeanor	2015	63	88	79	64	66	58	101	60	83	64	58	73	230			857
Other		2016	61	87	96	-	-	-	-	-	-	-	-	-	244	6.1%	▲	244
	Non-Capital Felonies and Related Matters	2015	107	105	141	144	118	94	144	95	93	130	84	146	353			1,401
		2016	98	113	103	-	-	-	-	-	-	-	-	-	314	-11.0%	▼	314
	Other Criminally Related Matters	2015	13	6	7	13	5	19	18	12	16	11	11	15	26			146
		2016	9	12	26	-	-	-	-	-	-	-	-	-	47	80.8%	▲	47
	Miscellaneous	2015	198	180	203	144	135	124	163	184	155	155	209	385	581			2,235
		2016	286	295	266	-	-	-	-	-	-	-	-	-	847	45.8%	▲	847
	Other	2015	7	6	5	5	8	10	10	6	7	9	6	1	18			80
		2016	3	2	7	-	-	-	-	-	-	-	-	-	12	-33.3%	▼	12

Court: King George Circuit

Start/End Date: Jan-15 / Mar-16

2015 Average Month: 76

Jan-Mar 2015: 270

Filings Trending: Upward ▲

Circuit/Court ID: 15

215099

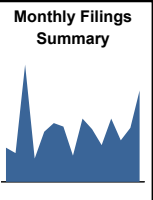
Type of Case: Filings

2016 Average Month:93

Jan-Mar 2016 : 280

Overall AVG. Month: 80

Monthly Filings Summary



Jan 15-Mar 16

Totals

	2015	2016
Civil	153	54
Criminal	697	195
Other	64	31
Total	914	280

Jan --- Mar Filings

270

280

2015

2016

Jan --- Mar Filings

	2015	2016	% Change	Trending
Civil	37	54	45.9%	▲
Criminal	218	195	-10.6%	▼
Other	15	31	106.7%	▲
Total	270	280	3.7%	▲

	Jan	Feb	Mar	Apr	May	Jun	Jul	Aug	Sep	Oct	Nov	Dec	Thru Mar	% Change	Trending	Total
2015	51	43	176	35	75	88	83	39	95	79	55	95	270			914
2016	62	81	137	-	-	-	-	-	-	-	-	-	280	3.7%	▲	280

			Jan	Feb	Mar	Apr	May	Jun	Jul	Aug	Sep	Oct	Nov	Dec	Thru Mar	% Change	Trending	Total
Civil	Administrative Law	2016	-	1	-	-	-	-	-	-	-	-	-	-	1			1
	Contested Divorce	2015	1	1	1	2	1	2	1	-	1	2	-	-	3			12
		2016	1	1	3	-	-	-	-	-	-	-	-	-	5	66.7%	▲	5
	Domestic and Family - Level 1	2015	3	3	2	1	-	-	1	5	5	1	6	-	8			27
		2016	5	1	2	-	-	-	-	-	-	-	-	-	8	0.0%	↔	8
	Domestic and Family - Level 2	2015	-	1	-	1	-	1	-	-	-	-	5	-	1			8
		2016	-	1	-	-	-	-	-	-	-	-	-	-	1	0.0%	↔	1
	General Civil - Level 1	2015	-	1	-	-	-	-	-	-	-	1	-	-	1			2
	General Civil - Level 2	2015	2	2	2	4	4	1	2	1	-	6	3	2	6			29
		2016	5	4	4	-	-	-	-	-	-	-	-	-	13	116.7%	▲	13
	General Civil - Level 3	2015	-	2	4	2	1	8	4	2	2	3	2	1	6			31
		2016	1	1	1	-	-	-	-	-	-	-	-	-	3	-50.0%	▼	3
	Probates/Wills and Trusts - Level 1	2015	-	-	-	-	-	1	-	-	-	-	-	-	0			1
		2016	-	1	-	-	-	-	-	-	-	-	-	-	1	0.0%	↔	1
	Probates/Wills and Trusts - Level 2	2015	-	-	-	-	1	-	-	-	-	-	-	-	0			1
		2016	1	1	1	-	-	-	-	-	-	-	-	-	3	0.0%	↔	3
Criminal	Protective Orders	2015	1	-	-	-	-	-	-	-	-	-	-	-	1			1
	Uncontested Divorce	2015	6	2	3	4	2	1	4	2	7	3	5	2	11			41
		2016	6	9	4	-	-	-	-	-	-	-	-	-	19	72.7%	▲	19
	Misdemeanor	2015	18	5	47	1	12	21	20	10	19	18	8	24	70			203
Criminal		2016	17	20	27	-	-	-	-	-	-	-	-	-	64	-8.6%	▼	64
	Non-Capital Felonies and Related Matters	2015	16	18	110	13	51	50	38	13	55	34	11	61	144			470
		2016	22	36	70	-	-	-	-	-	-	-	-	-	128	-11.1%	▼	128
	Other Criminally Related Matters	2015	1	2	1	1	-	-	7	-	1	3	6	2	4			24
Other		2016	1	-	2	-	-	-	-	-	-	-	-	-	3	-25.0%	▼	3
	Miscellaneous	2015	3	6	6	6	2	3	5	6	4	7	9	3	15			60
		2016	3	5	23	-	-	-	-	-	-	-	-	-	31	106.7%	▲	31
	Other	2015	-	-	-	-	1	-	1	-	1	1	-	-	0			4

Court: Lancaster Circuit

Start/End Date: Jan-15 / Mar-16

2015 Average Month: 63

Jan-Mar 2015: 136

Filings Trending: Upward ▲

Circuit/Court ID: 15

215103


Type of Case: Filings

2016 Average Month:66

Jan-Mar 2016 : 199

Overall AVG. Month: 64

Monthly Filings Summary




Jan 15-Mar 16

Totals

	2015	2016
Civil	108	37
Criminal	344	55
Other	309	107
Total	761	199

Jan --- Mar Filings



136 199

2015 2016

Jan --- Mar Filings

	2015	2016	% Change	Trending
Civil	20	37	85.0%	▲
Criminal	51	55	7.8%	▲
Other	65	107	64.6%	▲
Total	136	199	46.3%	▲

	Jan	Feb	Mar	Apr	May	Jun	Jul	Aug	Sep	Oct	Nov	Dec	Thru Mar	% Change	Trending	Total
2015	48	30	58	99	123	48	48	49	60	85	39	74	136			761
2016	61	86	52	-	-	-	-	-	-	-	-	-	199	46.3%	▲	199

			Jan	Feb	Mar	Apr	May	Jun	Jul	Aug	Sep	Oct	Nov	Dec	Thru Mar	% Change	Trending	Total
Civil	Administrative Law	2015	-	-	-	-	-	-	-	1	-	-	-	-	0			1
	Contested Divorce	2015	2	-	-	-	-	2	-	-	1	-	1	-	2	0.0%	↔	6
		2016	-	2	1	-	-	-	-	-	-	-	-	-	3	50.0%	▲	3
	Domestic and Family - Lev	2015	-	-	-	-	1	-	15	2	3	1	-	-	0			22
	Domestic and Family - Lev	2015	-	-	-	-	-	-	-	-	1	-	-	1	0	0.0%	↔	2
	General Civil - Level 2	2015	1	2	2	6	4	4	-	5	4	3	-	4	5	0.0%	↔	35
		2016	4	4	2	-	-	-	-	-	-	-	-	-	10	100.0%	▲	10
	General Civil - Level 3	2015	6	-	2	1	-	2	-	1	-	1	3	3	8			19
		2016	1	12	6	-	-	-	-	-	-	-	-	-	19	137.5%	▲	19
	Probates/Wills and Trusts	2016	1	-	-	-	-	-	-	-	-	-	-	-	1			1
Criminal	Probates/Wills and Trusts	2015	-	-	-	-	1	-	-	-	-	1	-	-	0			2
	Uncontested Divorce	2015	3	1	1	2	-	2	3	2	3	-	1	3	5	0.0%	↔	21
		2016	-	2	2	-	-	-	-	-	-	-	-	-	4	-20.0%	▼	4
	Misdemeanor	2015	2	3	4	2	8	2	2	1	4	6	3	3	9			40
		2016	1	11	2	-	-	-	-	-	-	-	-	-	14	55.6%	▲	14
	Non-Capital Felonies and Related Matters	2015	12	4	23	60	86	14	6	1	18	49	7	13	39			293
Other		2016	23	11	6	-	-	-	-	-	-	-	-	-	40	2.6%	▲	40
	Other Criminally Related Matters	2015	-	1	2	-	4	1	1	1	-	1	-	-	3			11
		2016	-	-	1	-	-	-	-	-	-	-	-	-	1	-66.7%	▼	1
	Miscellaneous	2015	15	19	20	21	16	20	13	32	25	19	19	47	54			266
		2016	30	42	28	-	-	-	-	-	-	-	-	-	100	85.2%	▲	100
	Other	2015	7	-	4	7	3	1	8	3	1	4	5	-	11			43
		2016	1	2	4	-	-	-	-	-	-	-	-	-	7	-36.4%	▼	7

Court: Northumberland Circuit

Start/End Date: Jan-15 / Mar-16

2015 Average Month: 52

Jan-Mar 2015: 131

Filings Trending: Upward ▲

Circuit/Court ID: 15

215133


Type of Case: Filings

2016 Average Month:68

Jan-Mar 2016 : 204

Overall AVG. Month: 55

Monthly Filings Summary




Jan 15-Mar 16

Totals

	2015	2016
Civil	76	15
Criminal	264	97
Other	287	92
Total	627	204

Jan --- Mar Filings



131 204

2015 2016

Jan --- Mar Filings

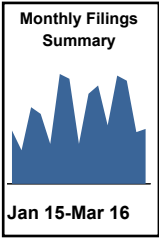
	2015	2016	% Change	Trending
Civil	14	15	7.1%	▲
Criminal	52	97	86.5%	▲
Other	65	92	41.5%	▲
Total	131	204	55.7%	▲

	Jan	Feb	Mar	Apr	May	Jun	Jul	Aug	Sep	Oct	Nov	Dec	Thru Mar	% Change	Trending	Total
2015	56	42	33	55	45	35	51	49	52	80	35	94	131			627
2016	70	76	58	-	-	-	-	-	-	-	-	-	204	55.7%	▲	204

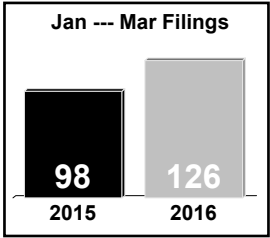
			Jan	Feb	Mar	Apr	May	Jun	Jul	Aug	Sep	Oct	Nov	Dec	Thru Mar	% Change	Trending	Total
Civil	Contested Divorce	2015	-	-	2	-	1	3	1	1	-	2	2	2	2			14
		2016	-	1	1	-	-	-	-	-	-	-	-	-	2	0.0%	↔	2
	Domestic and Family - Level 1	2015	1	-	-	1	-	1	-	1	-	1	-	1	1			6
		2016	-	1	-	-	-	-	-	-	-	-	-	-	1	0.0%	↔	1
	Domestic and Family - Lev	2015	-	-	1	-	-	1	-	-	-	1	-	-	1			3
	General Civil - Level 1	2015	-	1	-	-	-	-	-	-	-	-	-	-	1			1
	General Civil - Level 2	2015	1	-	2	1	1	2	4	2	3	2	1	-	3			19
		2016	2	2	-	-	-	-	-	-	-	-	-	-	4	33.3%	▲	4
	General Civil - Level 3	2015	-	-	-	1	1	1	1	-	1	3	1	-	0			9
		2016	1	-	-	-	-	-	-	-	-	-	-	-	1	0.0%	↔	1
Criminal	Probates/Wills and Trusts	2015	-	-	-	-	-	-	1	-	-	1	-	-	0			2
	Uncontested Divorce	2015	-	3	3	1	1	2	4	1	3	3	1	-	6	0.0%	↔	22
		2016	2	2	3	-	-	-	-	-	-	-	-	-	7	16.7%	▲	7
	Misdemeanor	2015	17	3	2	4	5	1	1	-	2	10	3	4	22			52
		2016	3	1	1	-	-	-	-	-	-	-	-	-	5	-77.3%	▼	5
	Non-Capital Felonies and Related Matters	2015	19	6	1	24	20	13	15	12	18	27	3	35	26			193
Other		2016	24	36	29	-	-	-	-	-	-	-	-	-	89	242.3%	▲	89
	Other Criminally Related Matters	2015	1	3	-	7	-	1	-	2	-	3	-	2	4			19
		2016	2	-	1	-	-	-	-	-	-	-	-	-	3	-25.0%	▼	3
	Miscellaneous	2015	17	26	22	16	15	10	24	30	25	25	24	50	65			284
		2016	35	33	23	-	-	-	-	-	-	-	-	-	91	40.0%	▲	91
	Other	2015	-	-	-	-	1	-	-	-	-	2	-	-	0			3
		2016	1	-	-	-	-	-	-	-	-	-	-	-	1	0.0%	↔	1

Court: Richmond County Circuit
Start/End Date: Jan-15 / Mar-16
2015 Average Month: 44
Jan-Mar 2015: 98
Filings Trending: Upward ▲

Circuit/Court ID: 15
215159
Type of Case: Filings
2016 Average Month:42
Jan-Mar 2016 : 126
Overall AVG. Month: 44



	Totals	
	2015	2016
Civil	52	8
Criminal	176	21
Other	302	97
Total	530	126



	Jan --- Mar Filings			
	2015	2016	% Change	Trending
Civil	11	8	-27.3%	▼
Criminal	23	21	-8.7%	▼
Other	64	97	51.6%	▲
Total	98	126	28.6%	▲

	Jan	Feb	Mar	Apr	May	Jun	Jul	Aug	Sep	Oct	Nov	Dec	Thru Mar	% Change	Trending	Total
2015	32	20	46	42	24	66	63	24	54	59	35	65	98			530
2016	62	31	33	-	-	-	-	-	-	-	-	-	126	28.6%	▲	126

			Jan	Feb	Mar	Apr	May	Jun	Jul	Aug	Sep	Oct	Nov	Dec	Thru Mar	% Change	Trending	Total
Civil	Administrative Law	2015	-	1	-	-	-	-	-	-	1	-	-	-	1			2
	Contested Divorce	2015	1	-	1	-	1	-	1	-	-	-	-	-	2			4
		2016	1	1	-	-	-	-	-	-	-	-	-	-	2	0.0%	↔	2
	Domestic and Family - Level 1	2015	-	-	-	-	1	-	1	-	1	2	-	-	0			5
		2016	-	1	1	-	-	-	-	-	-	-	-	-	2	0.0%	↔	2
	Domestic and Family - Lev	2015	-	-	-	1	-	-	-	-	-	-	-	-	0			1
	General Civil - Level 1	2015	-	-	-	-	-	-	-	-	-	-	-	1	0	0.0%	↔	1
	General Civil - Level 2	2015	-	-	2	-	-	2	4	2	1	1	1	1	2	0.0%	↔	14
		2016	-	1	1	-	-	-	-	-	-	-	-	-	2	0.0%	↔	2
	General Civil - Level 3	2015	1	-	-	1	1	-	1	1	-	3	-	2	1			10
Criminal		2016	-	1	1	-	-	-	-	-	-	-	-	-	2	100.0%	▲	2
	Probates/Wills and Trusts	2015	-	-	-	-	-	-	-	-	-	-	1	-	0			1
	Uncontested Divorce	2015	1	2	2	2	-	1	3	-	-	3	-	-	5	0.0%	↔	14
	Capital Murder	2015	-	-	-	-	-	-	1	-	-	-	-	-	0			1
	Misdemeanor	2015	2	-	3	7	-	4	10	5	3	8	3	4	5	0.0%	↔	49
		2016	4	3	1	-	-	-	-	-	-	-	-	-	8	60.0%	▲	8
	Non-Capital Felonies and Related Matters	2015	9	1	4	14	7	9	8	1	27	14	8	4	14			106
		2016	6	3	1	-	-	-	-	-	-	-	-	-	10	-28.6%	▼	10
	Other Criminally Related Matters	2015	-	2	2	2	-	-	5	2	-	1	3	3	4			20
		2016	-	1	2	-	-	-	-	-	-	-	-	-	3	-25.0%	▼	3
Other	Miscellaneous	2015	9	7	11	6	8	13	11	6	6	14	13	29	27			133
		2016	14	12	18	-	-	-	-	-	-	-	-	-	44	63.0%	▲	44
	Other	2015	9	7	21	9	6	37	18	7	15	13	6	21	37			169
		2016	37	8	8	-	-	-	-	-	-	-	-	-	53	43.2%	▲	53

Court: Spotsylvania Circuit

Start/End Date: Jan-15 / Mar-16

2015 Average Month: 514

Jan-Mar 2015: 1,483

Filings Trending: Upward ▲

Circuit/Court ID: 15

215177


Type of Case: Filings

2016 Average Month:787

Jan-Mar 2016 : 2,360

Overall AVG. Month: 568

Monthly Filings Summary

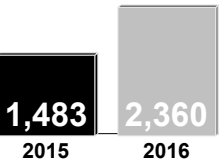


Jan 15-Mar 16

Totals

	2015	2016
Civil	1,026	260
Criminal	2,009	590
Other	3,128	1,510
Total	6,163	2,360

Jan --- Mar Filings



1,483 2,360

2015 2016

Jan --- Mar Filings

	2015	2016	% Change	Trending
Civil	241	260	7.9%	▲
Criminal	568	590	3.9%	▲
Other	674	1,510	124.0%	▲
Total	1,483	2,360	59.1%	▲

			Jan	Feb	Mar	Apr	May	Jun	Jul	Aug	Sep	Oct	Nov	Dec	Thru Mar	% Change	Trending	Total
2015			471	472	540	475	431	483	522	460	622	462	421	804	1,483			6,163
2016			1,059	591	710	-	-	-	-	-	-	-	-	-	2,360	59.1%	▲	2,360

			Jan	Feb	Mar	Apr	May	Jun	Jul	Aug	Sep	Oct	Nov	Dec	Thru Mar	% Change	Trending	Total
Civil	Administrative Law	2015	1	-	2	-	-	-	-	1	2	1	2	-	3			9
	Contested Divorce	2015	6	7	9	11	14	9	6	5	6	6	9	6	22			94
		2016	8	5	13	-	-	-	-	-	-	-	-	-	26	18.2%	▲	26
	Domestic and Family - Level 1	2015	12	6	14	12	20	16	14	18	15	20	39	49	32			235
		2016	15	29	28	-	-	-	-	-	-	-	-	-	72	125.0%	▲	72
	Domestic and Family - Level 2	2015	9	2	3	16	2	1	3	3	12	4	1	3	14			59
		2016	-	5	13	-	-	-	-	-	-	-	-	-	18	28.6%	▲	18
	General Civil - Level 1	2015	3	1	-	2	-	1	-	2	-	2	-	1	4			12
		2016	-	-	2	-	-	-	-	-	-	-	-	-	2	-50.0%	▼	2
	General Civil - Level 2	2015	18	17	19	24	15	20	19	12	11	18	7	21	54			201
		2016	8	11	19	-	-	-	-	-	-	-	-	-	38	-29.6%	▼	38
	General Civil - Level 3	2015	10	9	8	9	4	6	6	10	9	13	11	8	27			103
		2016	7	10	6	-	-	-	-	-	-	-	-	-	23	-14.8%	▼	23
	Probates/Wills and Trusts - Level 1	2015	2	1	-	-	-	-	-	-	-	-	-	-	3			3
		2016	-	2	-	-	-	-	-	-	-	-	-	-	2	-33.3%	▼	2
	Probates/Wills and Trusts - Level 2	2015	4	2	5	3	4	2	2	2	5	5	4	1	11			39
		2016	2	9	1	-	-	-	-	-	-	-	-	-	12	9.1%	▲	12
Criminal	Protective Orders	2015	-	-	3	-	-	-	-	-	-	-	-	-	3			3
		2016	-	-	2	-	-	-	-	-	-	-	-	-	2	-33.3%	▼	2
	Uncontested Divorce	2015	18	24	26	23	26	16	24	25	25	21	23	17	68			268
		2016	22	17	26	-	-	-	-	-	-	-	-	-	65	-4.4%	▼	65
Other	Misdemeanor	2015	38	33	30	31	35	21	54	36	47	30	34	31	101			420
		2016	38	47	85	-	-	-	-	-	-	-	-	-	170	68.3%	▲	170
	Non-Capital Felonies and Related Matters	2015	145	140	157	100	91	170	123	93	158	104	38	156	442			1,475
		2016	114	106	172	-	-	-	-	-	-	-	-	-	392	-11.3%	▼	392
Other	Other Criminally Related Matters	2015	2	13	10	14	6	8	11	14	10	6	8	12	25			114
		2016	4	9	15	-	-	-	-	-	-	-	-	-	28	12.0%	▲	28
	Miscellaneous	2015	195	208	244	216	204	205	243	233	195	209	242	494	647			2,888
		2016	288	324	317	-	-	-	-	-	-	-	-	-	929	43.6%	▲	929
Other	Other	2015	8	9	10	14	10	8	17	6	127	23	3	5	27			240
		2016	553	17	11	-	-	-	-	-	-	-	-	-	581	2,051.9%	▲	581

Court: Stafford Circuit

Start/End Date: Jan-15 / Mar-16

2015 Average Month: 730

Jan-Mar 2015: 2,071

Filings Trending: Upward ▲

Circuit/Court ID: 15

215179


Type of Case: Filings

2016 Average Month:736

Jan-Mar 2016 : 2,208

Overall AVG. Month: 731

Monthly Filings Summary



Jan 15-Mar 16

Totals

	2015	2016
Civil	1,304	247
Criminal	4,374	948
Other	3,085	1,013
Total	8,763	2,208

Jan --- Mar Filings

2,071

2015

2,208

2016

Jan --- Mar Filings

	2015	2016	% Change	Trending
Civil	314	247	-21.3%	▼
Criminal	1,034	948	-8.3%	▼
Other	723	1,013	40.1%	▲
Total	2,071	2,208	6.6%	▲

	Jan	Feb	Mar	Apr	May	Jun	Jul	Aug	Sep	Oct	Nov	Dec	Thru Mar	% Change	Trending	Total
2015	607	719	745	718	676	674	697	739	817	739	651	981	2,071			8,763
2016	787	731	690	-	-	-	-	-	-	-	-	-	2,208	6.6%	▲	2,208

			Jan	Feb	Mar	Apr	May	Jun	Jul	Aug	Sep	Oct	Nov	Dec	Thru Mar	% Change	Trending	Total
Civil	Administrative Law	2015	1	-	5	1	-	3	2	1	1	2	1	1	6			18
		2016	1	-	1	-	-	-	-	-	-	-	-	-	2	-66.7%	▼	2
	Contested Divorce	2015	16	17	25	25	27	14	15	26	26	25	19	19	58			254
		2016	7	18	11	-	-	-	-	-	-	-	-	-	36	-37.9%	▼	36
	Domestic and Family - Level 1	2015	6	12	11	5	22	13	3	7	7	5	8	10	29			109
		2016	3	14	7	-	-	-	-	-	-	-	-	-	24	-17.2%	▼	24
	Domestic and Family - Level 2	2015	2	5	3	4	4	4	12	3	6	2	6	5	10			56
		2016	2	4	2	-	-	-	-	-	-	-	-	-	8	-20.0%	▼	8
	General Civil - Level 1	2015	-	1	1	-	1	3	1	1	-	1	1	5	2			15
		2016	1	-	5	-	-	-	-	-	-	-	-	-	6	200.0%	▲	6
	General Civil - Level 2	2015	16	20	11	18	21	19	18	20	13	14	9	9	47			188
		2016	15	13	19	-	-	-	-	-	-	-	-	-	47	0.0%	↔	47
	General Civil - Level 3	2015	6	4	7	10	5	11	6	3	10	6	8	14	17			90
		2016	10	10	11	-	-	-	-	-	-	-	-	-	31	82.4%	▲	31
	Probates/Wills and Trusts - Level 1	2015	1	-	-	-	-	-	-	1	-	-	-	-	1			2
		2016	-	1	-	-	-	-	-	-	-	-	-	-	1	0.0%	↔	1
	Probates/Wills and Trusts - Level 2	2015	4	5	6	1	4	4	5	1	3	6	-	4	15			43
		2016	2	3	3	-	-	-	-	-	-	-	-	-	8	-46.7%	▼	8
Criminal	Uncontested Divorce	2015	36	47	46	52	37	55	52	41	30	52	45	36	129			529
		2016	24	20	40	-	-	-	-	-	-	-	-	-	84	-34.9%	▼	84
	Capital Murder	2015	2	-	-	-	-	-	-	-	-	-	-	2	2			4
		2016	61	79	77	116	91	84	106	98	137	126	80	111	217			1,166
	Misdemeanor	2015	132	112	85	-	-	-	-	-	-	-	-	-	329	51.6%	▲	329
		2016	222	311	240	249	260	246	211	269	354	238	165	221	773			2,986
	Non-Capital Felonies and Related Matters	2015	263	206	109	-	-	-	-	-	-	-	-	-	578	-25.2%	▼	578
		2016	15	17	10	20	16	18	22	11	19	14	29	27	42			218
	Other Criminally Related Matters	2015	14	11	16	-	-	-	-	-	-	-	-	-	41	-2.4%	▼	41
		2016	218	201	303	217	188	200	242	255	210	248	279	517	722			3,078
	Miscellaneous	2015	312	319	380	-	-	-	-	-	-	-	-	-	1,011	40.0%	▲	1,011
		2016	1	-	-	-	-	-	2	2	1	-	1	-	1			7
	Other	2015	1	-	-	-	-	-	-	-	-	-	-	-	2	100.0%	▲	2
		2016	1	-	1	-	-	-	-	-	-	-	-	-	2			2

Court: Westmoreland Circuit

Start/End Date: Jan-15 / Mar-16

2015 Average Month: 87

Jan-Mar 2015: 199

Filings Trending: Upward ▲

Circuit/Court ID: 15

215193

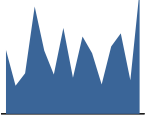
Type of Case: Filings

2016 Average Month:119

Jan-Mar 2016 : 356

Overall AVG. Month: 94

Monthly Filings Summary



Jan 15-Mar 16

Totals

	2015	2016
Civil	91	20
Criminal	655	225
Other	303	111
Total	1,049	356

Jan --- Mar Filings

199

356

2015

2016

Jan --- Mar Filings

	2015	2016	% Change	Trending
Civil	18	20	11.1%	▲
Criminal	107	225	110.3%	▲
Other	74	111	50.0%	▲
Total	199	356	78.9%	▲

	Jan	Feb	Mar	Apr	May	Jun	Jul	Aug	Sep	Oct	Nov	Dec	Thru Mar	% Change	Trending	Total
2015	96	42	61	161	95	59	129	54	116	91	44	101	199			1,049
2016	121	50	185	-	-	-	-	-	-	-	-	-	356	78.9%	▲	356

			Jan	Feb	Mar	Apr	May	Jun	Jul	Aug	Sep	Oct	Nov	Dec	Thru Mar	% Change	Trending	Total
Civil	Administrative Law	2015	-	-	-	-	-	1	-	-	-	-	-	-	0			1
	Contested Divorce	2015	2	1	-	1	1	-	3	1	-	1	-	-	3	0.0%	↔	10
		2016	-	1	1	-	-	-	-	-	-	-	-	-	2	-33.3%	▼	2
	Domestic and Family - Lev	2015	-	-	2	-	-	-	-	2	2	-	2	-	2			8
	Domestic and Family - Lev	2015	-	-	-	-	1	-	1	-	-	-	1	-	0			3
	General Civil - Level 1	2015	-	-	-	-	-	-	-	-	-	1	1	1	0	0.0%	↔	3
	General Civil - Level 2	2015	4	-	3	4	4	1	2	1	3	1	-	2	7	0.0%	↔	25
		2016	2	6	5	-	-	-	-	-	-	-	-	-	13	85.7%	▲	13
	General Civil - Level 3	2015	1	1	-	4	2	3	-	-	1	2	5	-	2			19
		2016	1	-	-	-	-	-	-	-	-	-	-	-	1	-50.0%	▼	1
	Probates/Wills and Trusts	2015	-	-	-	2	1	-	-	-	-	-	-	-	0			3
	Probates/Wills and Trusts - Level 2	2015	-	-	1	-	1	1	1	-	-	-	1	2	1	0.0%	↔	7
		2016	-	1	-	-	-	-	-	-	-	-	-	-	1	0.0%	↔	1
Criminal	Uncontested Divorce	2015	1	-	2	2	3	-	2	-	1	-	1	-	3			12
		2016	1	1	1	-	-	-	-	-	-	-	-	-	3	0.0%	↔	3
	Misdemeanor	2015	15	-	7	40	9	4	5	14	11	10	4	9	22			128
		2016	16	2	5	-	-	-	-	-	-	-	-	-	23	4.5%	▲	23
	Non-Capital Felonies and Related Matters	2015	47	10	9	75	45	15	81	12	71	52	6	21	66			444
		2016	52	7	135	-	-	-	-	-	-	-	-	-	194	193.9%	▲	194
Other	Other Criminally Related Matters	2015	4	6	9	12	7	5	3	-	2	5	-	30	19			83
		2016	6	1	1	-	-	-	-	-	-	-	-	-	8	-57.9%	▼	8
	Miscellaneous	2015	22	24	27	21	20	25	30	24	24	19	23	36	73			295
		2016	42	29	36	-	-	-	-	-	-	-	-	-	107	46.6%	▲	107
	Other	2015	-	-	1	-	1	4	1	-	1	-	-	-	1			8
		2016	1	2	1	-	-	-	-	-	-	-	-	-	4	300.0%	▲	4

Court: Fredericksburg Circuit

Start/End Date: Jan-15 / Mar-16

2015 Average Month: 275

Jan-Mar 2015: 862

Filings Trending: Upward ▲

Circuit/Court ID: 15

215630

Type of Case: Filings

2016 Average Month:331

Jan-Mar 2016 : 994

Overall AVG. Month: 286

Monthly Filings Summary

Jan 15-Mar 16

Totals

	2015	2016
Civil	575	243
Criminal	2,234	592
Other	491	159
Total	3,300	994

Jan --- Mar Filings

862

2015

994

2016

Jan --- Mar Filings

	2015	2016	% Change	Trending
Civil	126	243	92.9%	▲
Criminal	629	592	-5.9%	▼
Other	107	159	48.6%	▲
Total	862	994	15.3%	▲

			Jan	Feb	Mar	Apr	May	Jun	Jul	Aug	Sep	Oct	Nov	Dec	Thru Mar	% Change	Trending	Total
2015			275	301	286	310	273	270	310	196	212	295	241	331	862			3,300
2016			293	317	384	-	-	-	-	-	-	-	-	-	994	15.3%	▲	994

			Jan	Feb	Mar	Apr	May	Jun	Jul	Aug	Sep	Oct	Nov	Dec	Thru Mar	% Change	Trending	Total
Civil	Administrative Law	2015	1	-	-	-	-	-	1	1	-	2	1	-	1			6
		2016	-	1	-	-	-	-	-	-	-	-	-	-	1	0.0%	↔	1
	Contested Divorce	2015	6	8	4	7	5	9	5	4	4	7	2	2	18			63
		2016	7	21	14	-	-	-	-	-	-	-	-	-	42	133.3%	▲	42
	Domestic and Family - Level 1	2015	6	10	7	20	2	11	5	10	9	9	7	25	23			121
		2016	2	13	4	-	-	-	-	-	-	-	-	-	19	-17.4%	▼	19
	Domestic and Family - Level 2	2015	1	2	10	2	-	1	1	1	23	38	13	-	13			92
		2016	11	20	23	-	-	-	-	-	-	-	-	-	54	315.4%	▲	54
	General Civil - Level 1	2015	-	-	-	1	1	1	3	2	-	1	2	-	0			11
		2016	-	1	1	-	-	-	-	-	-	-	-	-	2	0.0%	↔	2
	General Civil - Level 2	2015	5	2	5	13	11	17	7	6	13	12	8	10	12			109
		2016	9	9	4	-	-	-	-	-	-	-	-	-	22	83.3%	▲	22
	General Civil - Level 3	2015	7	3	2	-	2	12	7	4	1	2	8	9	12			57
		2016	2	4	6	-	-	-	-	-	-	-	-	-	12	0.0%	↔	12
Criminal	Probates/Wills and Trusts - Level 2	2015	-	-	1	-	-	1	-	1	-	1	1	-	1			5
		2016	-	1	1	-	-	-	-	-	-	-	-	-	2	100.0%	▲	2
	Protective Orders	2015	-	2	-	-	-	-	-	-	-	-	-	-	2			2
	Uncontested Divorce	2015	6	23	15	8	5	11	3	8	3	7	12	8	44			109
		2016	26	21	42	-	-	-	-	-	-	-	-	-	89	102.3%	▲	89
	Misdemeanor	2015	42	74	33	41	61	40	50	43	30	49	43	42	149			548
Other		2016	70	51	40	-	-	-	-	-	-	-	-	-	161	8.1%	▲	161
	Non-Capital Felonies and Related Matters	2015	156	143	161	177	137	124	174	79	80	111	95	171	460			1,608
		2016	109	107	199	-	-	-	-	-	-	-	-	-	415	-9.8%	▼	415
	Other Criminally Related Matters	2015	6	5	9	5	11	5	9	5	6	9	2	6	20			78
		2016	3	8	5	-	-	-	-	-	-	-	-	-	16	-20.0%	▼	16
	Miscellaneous	2015	34	26	36	33	34	38	44	30	42	40	46	58	96			461
		2016	53	57	44	-	-	-	-	-	-	-	-	-	154	60.4%	▲	154
	Other	2015	5	3	3	3	4	-	1	2	1	7	1	-	11			30
		2016	1	3	1	-	-	-	-	-	-	-	-	-	5	-54.5%	▼	5

Court: Albemarle Circuit

Start/End Date: Jan-15 / Mar-16

2015 Average Month: 312

Jan-Mar 2015: 964

Filings Trending: Upward ▲

Circuit/Court ID: 16

216003


Type of Case: Filings

2016 Average Month:349

Jan-Mar 2016 : 1,048

Overall AVG. Month: 319

Monthly Filings Summary

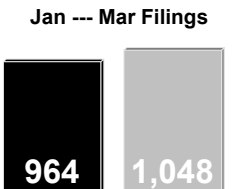


Jan 15-Mar 16

Totals

	2015	2016
Civil	896	296
Criminal	975	263
Other	1,872	489
Total	3,743	1,048

Jan --- Mar Filings



964 2015 1,048 2016

Jan --- Mar Filings

	2015	2016	% Change	Trending
Civil	263	296	12.5%	▲
Criminal	240	263	9.6%	▲
Other	461	489	6.1%	▲
Total	964	1,048	8.7%	▲

	Jan	Feb	Mar	Apr	May	Jun	Jul	Aug	Sep	Oct	Nov	Dec	Thru Mar	% Change	Trending	Total
2015	320	308	336	382	311	296	309	289	335	259	240	358	964			3,743
2016	345	331	372	-	-	-	-	-	-	-	-	-	1,048	8.7%	▲	1,048

		Jan	Feb	Mar	Apr	May	Jun	Jul	Aug	Sep	Oct	Nov	Dec	Thru Mar	% Change	Trending	Total
Civil	Administrative Law	2015	-	1	1	2	-	1	-	-	1	-	-	2			6
	Contested Divorce	2015	11	3	7	5	3	9	1	5	6	4	7	21			67
		2016	6	8	6	-	-	-	-	-	-	-	-	20	-4.8%	▼	20
	Domestic and Family - Level 1	2015	10	3	11	23	15	5	2	1	12	5	3	24			97
		2016	15	5	6	-	-	-	-	-	-	-	-	26	8.3%	▲	26
	Domestic and Family - Level 2	2015	6	2	3	4	7	4	5	2	5	7	5	11			52
		2016	-	4	7	-	-	-	-	-	-	-	-	11	0.0%	↔	11
	General Civil - Level 1	2015	-	1	6	3	3	-	1	2	2	3	1	7			23
		2016	4	5	2	-	-	-	-	-	-	-	-	11	57.1%	▲	11
	General Civil - Level 2	2015	34	46	43	38	39	22	26	32	25	19	20	123			360
		2016	26	44	33	-	-	-	-	-	-	-	-	103	-16.3%	▼	103
	General Civil - Level 3	2015	3	-	8	11	10	5	9	4	5	5	7	11			72
		2016	21	31	9	-	-	-	-	-	-	-	-	61	454.5%	▲	61
	Probates/Wills and Trusts - Level 1	2015	-	-	-	-	-	-	1	1	-	-	-	0			2
		2016	-	1	-	-	-	-	-	-	-	-	-	1	0.0%	↔	1
	Probates/Wills and Trusts - Level 2	2015	6	7	3	2	3	4	2	3	6	2	2	16			43
		2016	3	4	3	-	-	-	-	-	-	-	-	10	-37.5%	▼	10
Criminal	Protective Orders	2015	-	-	-	-	-	-	1	-	-	1	-	0			2
	Uncontested Divorce	2015	17	17	14	16	7	14	19	14	20	13	12	48	0.0%	↔	172
		2016	13	20	20	-	-	-	-	-	-	-	-	53	10.4%	▲	53
	Capital Murder	2015	-	-	-	1	-	-	-	-	-	-	-	0			1
	Misdemeanor	2015	9	22	10	11	14	20	11	17	29	16	9	41	0.0%	↔	195
		2016	38	9	32	-	-	-	-	-	-	-	-	79	92.7%	▲	79
Other	Non-Capital Felonies and Related Matters	2015	83	71	42	115	61	51	53	55	79	56	37	196			762
		2016	49	56	76	-	-	-	-	-	-	-	-	181	-7.7%	▼	181
	Other Criminally Related Matters	2015	1	-	2	-	3	2	2	-	2	3	2	3			17
		2016	1	-	2	-	-	-	-	-	-	-	-	3	0.0%	↔	3
	Miscellaneous	2015	136	131	180	146	138	155	174	146	139	123	133	447			1,821
		2016	162	141	170	-	-	-	-	-	-	-	-	473	5.8%	▲	473
	Other	2015	4	4	6	5	8	4	4	6	3	3	3	14			51
		2016	7	3	6	-	-	-	-	-	-	-	-	16	14.3%	▲	16

Court: Culpeper Circuit

Start/End Date: Jan-15 / Mar-16

2015 Average Month: 206

Jan-Mar 2015: 555

Filings Trending: Upward ▲

Circuit/Court ID: 16

216047


Type of Case: Filings

2016 Average Month:222

Jan-Mar 2016 : 667

Overall AVG. Month: 209

Monthly Filings Summary



Jan 15-Mar 16

Totals

	2015	2016
Civil	497	122
Criminal	988	161
Other	989	384
Total	2,474	667

Jan --- Mar Filings

555

2015

667

2016

Jan --- Mar Filings

	2015	2016	% Change	Trending
Civil	127	122	-3.9%	▼
Criminal	203	161	-20.7%	▼
Other	225	384	70.7%	▲
Total	555	667	20.2%	▲

	Jan	Feb	Mar	Apr	May	Jun	Jul	Aug	Sep	Oct	Nov	Dec	Thru Mar	% Change	Trending	Total
2015	160	206	189	292	171	226	201	189	182	202	195	261	555			2,474
2016	181	271	215	-	-	-	-	-	-	-	-	-	667	20.2%	▲	667

			Jan	Feb	Mar	Apr	May	Jun	Jul	Aug	Sep	Oct	Nov	Dec	Thru Mar	% Change	Trending	Total
Civil	Administrative Law	2015	-	-	-	2	-	1	-	-	-	-	-	-	0			3
	Contested Divorce	2015	1	5	6	8	2	4	2	4	4	2	3	2	12	0.0%	↔	43
		2016	1	4	3	-	-	-	-	-	-	-	-	-	8	-33.3%	▼	8
	Domestic and Family - Level 1	2015	6	3	18	10	14	9	12	12	6	3	5	7	27			105
		2016	6	11	5	-	-	-	-	-	-	-	-	-	22	-18.5%	▼	22
	Domestic and Family - Level 2	2015	4	2	3	8	3	6	1	3	2	1	5	1	9			39
		2016	3	2	2	-	-	-	-	-	-	-	-	-	7	-22.2%	▼	7
	General Civil - Level 1	2015	-	-	-	-	-	-	1	-	-	1	-	-	0			2
	General Civil - Level 2	2015	6	11	9	8	12	5	14	12	5	9	4	7	26	0.0%	↔	102
		2016	8	7	16	-	-	-	-	-	-	-	-	-	31	19.2%	▲	31
	General Civil - Level 3	2015	2	4	9	7	4	6	8	3	7	11	8	3	15			72
		2016	3	3	9	-	-	-	-	-	-	-	-	-	15	0.0%	↔	15
	Probates/Wills and Trusts	2015	-	-	-	-	-	-	1	-	-	-	1	-	0			2
	Probates/Wills and Trusts - Level 2	2015	-	-	-	1	2	-	2	-	1	1	2	-	0	0.0%	↔	9
Criminal		2016	-	1	1	-	-	-	-	-	-	-	-	-	2	0.0%	↔	2
	Uncontested Divorce	2015	10	13	15	11	11	12	11	5	9	9	7	7	38			120
		2016	9	14	14	-	-	-	-	-	-	-	-	-	37	-2.6%	▼	37
	Capital Murder	2016	-	8	-	-	-	-	-	-	-	-	-	-	8			8
Criminal	Misdemeanor	2015	4	33	18	38	11	40	13	30	18	21	24	27	55			277
		2016	1	11	11	-	-	-	-	-	-	-	-	-	23	-58.2%	▼	23
	Non-Capital Felonies and Related Matters	2015	47	59	35	139	34	55	53	37	56	52	53	47	141			667
		2016	30	59	32	-	-	-	-	-	-	-	-	-	121	-14.2%	▼	121
Other	Other Criminally Related Matters	2015	3	3	1	3	2	3	4	6	8	6	2	3	7			44
		2016	2	3	4	-	-	-	-	-	-	-	-	-	9	28.6%	▲	9
	Miscellaneous	2015	76	73	74	56	76	81	76	77	66	86	78	155	223			974
		2016	118	147	117	-	-	-	-	-	-	-	-	-	382	71.3%	▲	382
Other	Other	2015	1	-	1	1	-	4	3	-	-	-	3	2	2			15
		2016	-	1	1	-	-	-	-	-	-	-	-	-	2	0.0%	↔	2

Court: Fluvanna Circuit

Start/End Date: Jan-15 / Mar-16

2015 Average Month: 98

Jan-Mar 2015: 275

Filings Trending: Upward ▲

Circuit/Court ID: 16

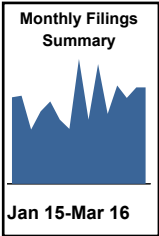
216065

Type of Case: Filings

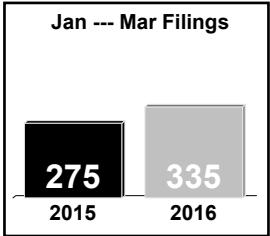
2016 Average Month:112

Jan-Mar 2016 : 335

Overall AVG. Month: 101



Totals		
	2015	2016
Civil	213	36
Criminal	385	103
Other	579	196
Total	1,177	335



Jan --- Mar Filings				
	2015	2016	% Change	Trending
Civil	46	36	-21.7%	▼
Criminal	101	103	2.0%	▲
Other	128	196	53.1%	▲
Total	275	335	21.8%	▲

	Jan	Feb	Mar	Apr	May	Jun	Jul	Aug	Sep	Oct	Nov	Dec	Thru Mar	% Change	Trending	Total
2015	104	106	65	87	99	77	66	150	77	144	84	118	275			1,177
2016	103	116	116	-	-	-	-	-	-	-	-	-	335	21.8%	▲	335

			Jan	Feb	Mar	Apr	May	Jun	Jul	Aug	Sep	Oct	Nov	Dec	Thru Mar	% Change	Trending	Total
Civil	Administrative Law	2015	-	-	2	-	-	-	-	-	-	-	-	-	2			2
		2016	1	-	-	-	-	-	-	-	-	-	-	-	1	-50.0%	▼	1
	Contested Divorce	2015	1	1	3	-	2	-	2	1	1	1	1	2	5			15
		2016	-	5	2	-	-	-	-	-	-	-	-	-	7	40.0%	▲	7
	Domestic and Family - Level 1	2015	4	5	-	4	2	8	2	-	3	4	9	-	9			41
		2016	-	3	-	-	-	-	-	-	-	-	-	-	3	-66.7%	▼	3
	Domestic and Family - Level 2	2015	-	-	1	5	2	1	-	2	2	1	2	-	1			16
		2016	2	1	1	-	-	-	-	-	-	-	-	-	4	300.0%	▲	4
	General Civil - Level 1	2015	-	-	-	-	-	-	-	-	-	-	-	2	0			2
	General Civil - Level 2	2015	3	3	1	3	3	2	3	3	5	7	4	5	7	0.0%	↔	42
		2016	-	3	3	-	-	-	-	-	-	-	-	-	6	-14.3%	▼	6
	General Civil - Level 3	2015	1	1	2	3	6	1	-	2	1	4	1	2	4			24
		2016	1	-	1	-	-	-	-	-	-	-	-	-	2	-50.0%	▼	2
	Probates/Wills and Trusts	2016	-	-	1	-	-	-	-	-	-	-	-	-	1			1
	Probates/Wills and Trusts - Level 2	2015	-	1	1	-	-	-	-	-	2	1	-	-	2			5
Criminal		2016	-	-	1	-	-	-	-	-	-	-	-	-	1	-50.0%	▼	1
	Protective Orders	2015	-	-	-	-	-	1	-	-	-	-	-	-	0			1
	Uncontested Divorce	2015	6	3	7	11	5	4	3	8	2	5	4	7	16	0.0%	↔	65
		2016	4	3	4	-	-	-	-	-	-	-	-	-	11	-31.3%	▼	11
	Misdemeanor	2015	18	14	1	14	10	11	4	9	6	25	2	7	33			121
Other		2016	5	9	5	-	-	-	-	-	-	-	-	-	19	-42.4%	▼	19
	Non-Capital Felonies and Related Matters	2015	21	30	2	9	16	14	6	54	4	44	14	8	53			222
		2016	9	23	49	-	-	-	-	-	-	-	-	-	81	52.8%	▲	81
	Other Criminally Related Matters	2015	10	3	2	4	1	1	3	11	1	1	5	-	15			42
		2016	1	2	-	-	-	-	-	-	-	-	-	-	3	-80.0%	▼	3
Other	Miscellaneous	2015	40	44	42	34	52	33	43	60	50	51	42	85	126			576
		2016	80	67	49	-	-	-	-	-	-	-	-	-	196	55.6%	▲	196
	Other	2015	-	1	1	-	-	1	-	-	-	-	-	-	2			3

Court: Goochland Circuit

Start/End Date: Jan-15 / Mar-16

2015 Average Month: 88

Jan-Mar 2015: 259

Filings Trending: Upward ▲

Circuit/Court ID: 16

216075


Type of Case: Filings

2016 Average Month:100

Jan-Mar 2016 : 301

Overall AVG. Month: 90

Monthly Filings Summary



Jan 15-Mar 16

Totals

	2015	2016
Civil	175	59
Criminal	260	54
Other	620	188
Total	1,055	301

Jan --- Mar Filings

259

2015

301

2016

Jan --- Mar Filings

	2015	2016	% Change	Trending
Civil	53	59	11.3%	▲
Criminal	63	54	-14.3%	▼
Other	143	188	31.5%	▲
Total	259	301	16.2%	▲

	Jan	Feb	Mar	Apr	May	Jun	Jul	Aug	Sep	Oct	Nov	Dec	Thru Mar	% Change	Trending	Total
2015	75	89	95	89	70	78	86	92	63	101	67	150	259			1,055
2016	120	93	88	-	-	-	-	-	-	-	-	-	301	16.2%	▲	301

			Jan	Feb	Mar	Apr	May	Jun	Jul	Aug	Sep	Oct	Nov	Dec	Thru Mar	% Change	Trending	Total
Civil	Administrative Law	2015	-	1	-	1	-	-	-	-	-	-	-	-	1			2
	Contested Divorce	2015	-	2	1	2	3	4	2	-	1	3	-	1	3			19
		2016	1	1	2	-	-	-	-	-	-	-	-	-	4	33.3%	▲	4
	Domestic and Family - Level 1	2015	4	1	-	3	2	-	-	1	1	3	2	1	5			18
		2016	2	1	-	-	-	-	-	-	-	-	-	-	3	-40.0%	▼	3
	Domestic and Family - Level 2	2015	-	2	1	1	1	-	2	1	1	1	-	-	3			10
		2016	2	-	-	-	-	-	-	-	-	-	-	-	2	-33.3%	▼	2
	General Civil - Level 1	2015	1	-	-	-	-	-	1	-	-	-	-	-	1			2
		2016	-	-	1	-	-	-	-	-	-	-	-	-	1	0.0%	↔	1
	General Civil - Level 2	2015	6	2	10	1	-	3	5	5	8	3	2	1	18			46
		2016	3	4	7	-	-	-	-	-	-	-	-	-	14	-22.2%	▼	14
	General Civil - Level 3	2015	3	3	3	3	2	1	3	2	1	10	2	4	9			37
		2016	6	6	6	-	-	-	-	-	-	-	-	-	18	100.0%	▲	18
	Probates/Wills and Trusts	2015	-	1	-	-	-	-	-	-	-	-	-	-	1			1
Criminal	Probates/Wills and Trusts - Level 2	2015	1	-	1	1	-	1	-	-	-	-	-	-	2			4
		2016	-	-	1	-	-	-	-	-	-	-	-	-	1	-50.0%	▼	1
	Uncontested Divorce	2015	-	5	5	2	2	8	2	3	4	5	-	-	10			36
		2016	4	5	7	-	-	-	-	-	-	-	-	-	16	60.0%	▲	16
	Capital Murder	2016	1	-	-	-	-	-	-	-	-	-	-	-	1			1
	Misdemeanor	2015	10	9	15	7	6	13	14	5	1	6	9	13	34			108
Other		2016	9	4	6	-	-	-	-	-	-	-	-	-	19	-44.1%	▼	19
	Non-Capital Felonies and Related Matters	2015	6	5	7	17	8	5	9	22	3	10	10	7	18			109
		2016	16	6	4	-	-	-	-	-	-	-	-	-	26	44.4%	▲	26
	Other Criminally Related Matters	2015	1	7	3	2	5	2	5	7	4	4	1	2	11			43
		2016	5	1	2	-	-	-	-	-	-	-	-	-	8	-27.3%	▼	8
	Miscellaneous	2015	43	50	48	49	40	40	42	45	38	55	40	121	141			611
		2016	70	65	49	-	-	-	-	-	-	-	-	-	184	30.5%	▲	184
	Other	2015	-	1	1	-	1	1	1	1	1	1	1	-	2			9
		2016	1	-	3	-	-	-	-	-	-	-	-	-	4	100.0%	▲	4

Court: Greene Circuit

Start/End Date: Jan-15 / Mar-16

2015 Average Month: 88

Jan-Mar 2015: 263

Filings Trending: Upward ▲

Circuit/Court ID: 16

216079


Type of Case: Filings

2016 Average Month:106

Jan-Mar 2016 : 318

Overall AVG. Month: 92

Monthly Filings Summary



Jan 15-Mar 16

Totals

	2015	2016
Civil	130	31
Criminal	283	93
Other	643	194
Total	1,056	318

Jan --- Mar Filings

263

318

2015

2016

Jan --- Mar Filings

	2015	2016	% Change	Trending
Civil	44	31	-29.5%	▼
Criminal	77	93	20.8%	▲
Other	142	194	36.6%	▲
Total	263	318	20.9%	▲

	Jan	Feb	Mar	Apr	May	Jun	Jul	Aug	Sep	Oct	Nov	Dec	Thru Mar	% Change	Trending	Total
2015	84	86	93	78	81	97	67	74	67	85	87	157	263			1,056
2016	92	129	97	-	-	-	-	-	-	-	-	-	318	20.9%	▲	318

			Jan	Feb	Mar	Apr	May	Jun	Jul	Aug	Sep	Oct	Nov	Dec	Thru Mar	% Change	Trending	Total
Civil	Contested Divorce	2015	-	1	2	1	-	1	2	1	-	1	1	-	3			10
		2016	-	-	1	-	-	-	-	-	-	-	-	-	1	-66.7%	▼	1
	Domestic and Family - Level 1	2015	2	-	1	-	5	2	1	1	4	-	-	1	3			17
		2016	2	2	-	-	-	-	-	-	-	-	-	-	4	33.3%	▲	4
	Domestic and Family - Level 2	2015	1	-	2	-	-	-	1	-	-	1	-	-	3			5
		2016	-	1	-	-	-	-	-	-	-	-	-	-	1	-66.7%	▼	1
	General Civil - Level 1	2015	-	1	-	-	-	-	-	-	-	-	-	-	1			1
		2016	1	-	-	-	-	-	-	-	-	-	-	-	1	0.0%	↔	1
	General Civil - Level 2	2015	5	2	4	1	-	5	1	1	2	3	1	2	11			27
		2016	2	2	2	-	-	-	-	-	-	-	-	-	6	-45.5%	▼	6
	General Civil - Level 3	2015	-	2	2	1	8	3	-	1	2	-	1	2	4			22
		2016	1	3	2	-	-	-	-	-	-	-	-	-	6	50.0%	▲	6
Criminal	Probates/Wills and Trusts - Level 2	2015	-	-	3	-	-	2	-	2	2	-	-	-	3			9
		2016	-	1	-	-	-	-	-	-	-	-	-	-	1	-66.7%	▼	1
	Uncontested Divorce	2015	4	4	8	2	8	1	1	2	-	2	6	1	16			39
		2016	4	4	3	-	-	-	-	-	-	-	-	-	11	-31.3%	▼	11
Criminal	Misdemeanor	2015	5	6	4	4	1	5	2	8	2	11	1	9	15			58
		2016	3	4	8	-	-	-	-	-	-	-	-	-	15	0.0%	↔	15
	Non-Capital Felonies and Related Matters	2015	15	21	25	26	13	20	18	6	6	14	30	17	61			211
		2016	26	30	19	-	-	-	-	-	-	-	-	-	75	23.0%	▲	75
Other	Other Criminally Related Matters	2015	1	-	-	-	1	-	2	2	1	2	1	4	1			14
		2016	1	2	-	-	-	-	-	-	-	-	-	-	3	200.0%	▲	3
	Miscellaneous	2015	43	44	41	43	42	57	37	50	44	51	46	121	128			619
		2016	51	79	62	-	-	-	-	-	-	-	-	-	192	50.0%	▲	192
	Other	2015	8	5	1	-	3	1	2	-	4	-	-	-	14			24
		2016	1	1	-	-	-	-	-	-	-	-	-	-	2	-85.7%	▼	2

Court: Louisa Circuit

Start/End Date: Jan-15 / Mar-16

2015 Average Month: 181

Jan-Mar 2015: 521

Filings Trending: Upward ▲

Circuit/Court ID: 16

216109


Type of Case: Filings

2016 Average Month:219

Jan-Mar 2016 : 658

Overall AVG. Month: 189

Monthly Filings Summary



Jan 15-Mar 16

Totals

	2015	2016
Civil	299	82
Criminal	860	217
Other	1,015	359
Total	2,174	658

Jan --- Mar Filings

521

2015

658

2016

Jan --- Mar Filings

	2015	2016	% Change	Trending
Civil	58	82	41.4%	▲
Criminal	217	217	-	↔
Other	246	359	45.9%	▲
Total	521	658	26.3%	▲

			Jan	Feb	Mar	Apr	May	Jun	Jul	Aug	Sep	Oct	Nov	Dec	Thru Mar	% Change	Trending	Total
2015			178	184	159	179	145	155	156	143	254	127	186	308	521			2,174
2016			257	191	210	-	-	-	-	-	-	-	-	-	658	26.3%	▲	658

			Jan	Feb	Mar	Apr	May	Jun	Jul	Aug	Sep	Oct	Nov	Dec	Thru Mar	% Change	Trending	Total
Civil	Administrative Law	2015	1	-	1	-	1	-	2	-	-	-	-	1	2			6
		2016	-	-	2	-	-	-	-	-	-	-	-	-	2	0.0%	↔	2
	Contested Divorce	2015	1	2	1	4	1	1	2	4	3	4	2	1	4			26
		2016	1	4	5	-	-	-	-	-	-	-	-	-	10	150.0%	▲	10
	Domestic and Family - Level 1	2015	-	8	-	3	-	2	1	11	-	3	-	13	8			41
		2016	-	1	-	-	-	-	-	-	-	-	-	-	1	-87.5%	▼	1
	Domestic and Family - Level 2	2015	-	4	-	1	-	-	2	1	-	-	3	1	4			12
		2016	-	-	1	-	-	-	-	-	-	-	-	-	1	-75.0%	▼	1
	General Civil - Level 1	2015	3	1	-	-	-	1	-	-	-	-	-	-	4			5
		2016	-	2	-	-	-	-	-	-	-	-	-	-	2	-50.0%	▼	2
	General Civil - Level 2	2015	7	5	4	6	4	5	7	8	7	7	13	7	16			80
		2016	5	2	4	-	-	-	-	-	-	-	-	-	11	-31.3%	▼	11
	General Civil - Level 3	2015	2	1	1	9	5	4	5	2	2	7	4	9	4			51
		2016	6	13	3	-	-	-	-	-	-	-	-	-	22	450.0%	▲	22
Criminal	Probates/Wills and Trusts	2015	-	1	-	-	-	-	-	-	-	1	-	-	1			2
	Probates/Wills and Trusts - Level 2	2015	1	-	-	2	3	-	-	-	-	-	-	1	1			7
		2016	1	2	-	-	-	-	-	-	-	-	-	-	3	200.0%	▲	3
	Uncontested Divorce	2015	3	1	10	5	7	5	7	6	6	8	3	8	14			69
		2016	8	13	9	-	-	-	-	-	-	-	-	-	30	114.3%	▲	30
	Misdemeanor	2015	25	20	21	17	21	24	27	8	15	15	19	27	66			239
Other		2016	27	7	28	-	-	-	-	-	-	-	-	-	62	-6.1%	▼	62
	Non-Capital Felonies and Related Matters	2015	56	62	22	67	25	35	34	43	151	13	64	8	140			580
		2016	82	28	38	-	-	-	-	-	-	-	-	-	148	5.7%	▲	148
	Other Criminally Related Matters	2015	3	3	5	5	4	5	8	3	3	-	1	1	11			41
		2016	3	-	4	-	-	-	-	-	-	-	-	-	7	-36.4%	▼	7
	Miscellaneous	2015	56	54	73	45	53	49	40	42	61	55	61	129	183			718
		2016	101	102	100	-	-	-	-	-	-	-	-	-	303	65.6%	▲	303
	Other	2015	20	22	21	15	21	24	21	15	6	14	16	102	63			297
		2016	23	17	16	-	-	-	-	-	-	-	-	-	56	-11.1%	▼	56

Court: Madison Circuit

Start/End Date: Jan-15 / Mar-16

2015 Average Month: 62

Jan-Mar 2015: 172

Filings Trending: Upward ▲

Circuit/Court ID: 16

216113


Type of Case: Filings

2016 Average Month:72

Jan-Mar 2016 : 216

Overall AVG. Month: 64

Monthly Filings Summary



Jan 15-Mar 16

Totals

	2015	2016
Civil	97	16
Criminal	181	48
Other	467	152
Total	745	216

Jan --- Mar Filings

172

216

2015

2016

Jan --- Mar Filings

	2015	2016	% Change	Trending
Civil	21	16	-23.8%	▼
Criminal	38	48	26.3%	▲
Other	113	152	34.5%	▲
Total	172	216	25.6%	▲

			Jan	Feb	Mar	Apr	May	Jun	Jul	Aug	Sep	Oct	Nov	Dec	Thru Mar	% Change	Trending	Total
2015			40	70	62	66	40	53	66	55	54	93	34	112	172			745
2016			75	66	75	-	-	-	-	-	-	-	-	-	216	25.6%	▲	216

			Jan	Feb	Mar	Apr	May	Jun	Jul	Aug	Sep	Oct	Nov	Dec	Thru Mar	% Change	Trending	Total
Civil	Contested Divorce	2015	-	1	1	2	1	1	2	-	-	1	1	-	2			10
	Domestic and Family - Lev	2015	-	2	2	4	-	6	1	3	-	2	-	1	4			21
	Domestic and Family - Level 2	2015	1	1	3	-	1	-	-	1	-	-	-	-	5			7
		2016	1	-	1	-	-	-	-	-	-	-	-	-	2	-60.0%	▼	2
	General Civil - Level 2	2015	-	1	3	3	-	4	3	3	1	-	2	-	4			20
		2016	1	-	1	-	-	-	-	-	-	-	-	-	2	-50.0%	▼	2
	General Civil - Level 3	2015	-	1	1	3	6	1	1	-	1	3	1	-	2			18
		2016	1	-	1	-	-	-	-	-	-	-	-	-	2	0.0%	↔	2
	Probates/Wills and Trusts - Level 2	2015	-	-	-	-	1	-	-	2	-	-	-	-	0			3
		2016	1	-	1	-	-	-	-	-	-	-	-	-	2	0.0%	↔	2
Criminal	Uncontested Divorce	2015	1	1	2	6	2	-	2	-	-	1	1	2	4			18
		2016	1	1	6	-	-	-	-	-	-	-	-	-	8	100.0%	▲	8
	Misdemeanor	2015	2	10	8	6	3	5	3	10	3	8	1	-	20			59
		2016	4	6	3	-	-	-	-	-	-	-	-	-	13	-35.0%	▼	13
	Non-Capital Felonies and Related Matters	2015	2	9	3	12	5	14	5	7	3	30	2	17	14			109
		2016	9	14	10	-	-	-	-	-	-	-	-	-	33	135.7%	▲	33
Other	Other Criminally Related Matters	2015	-	4	-	1	-	1	1	1	3	1	-	1	4			13
		2016	-	1	1	-	-	-	-	-	-	-	-	-	2	-50.0%	▼	2
	Miscellaneous	2015	26	25	23	23	16	14	31	15	34	35	22	35	74			299
		2016	45	32	43	-	-	-	-	-	-	-	-	-	120	62.2%	▲	120
	Other	2015	8	15	16	6	5	7	17	13	9	12	4	56	39			168
		2016	12	12	8	-	-	-	-	-	-	-	-	-	32	-17.9%	▼	32

Court: Orange Circuit

Start/End Date: Jan-15 / Mar-16

2015 Average Month: 151

Jan-Mar 2015: 448

Filings Trending: Upward ▲

Circuit/Court ID: 16

216137


Type of Case: Filings

2016 Average Month:202

Jan-Mar 2016 : 606

Overall AVG. Month: 161

Monthly Filings Summary




Jan 15-Mar 16

Totals

	2015	2016
Civil	267	59
Criminal	782	206
Other	757	341
Total	1,806	606

Jan --- Mar Filings



448 606

2015 2016

Jan --- Mar Filings

	2015	2016	% Change	Trending
Civil	67	59	-11.9%	▼
Criminal	224	206	-8.0%	▼
Other	157	341	117.2%	▲
Total	448	606	35.3%	▲

	Jan	Feb	Mar	Apr	May	Jun	Jul	Aug	Sep	Oct	Nov	Dec	Thru Mar	% Change	Trending	Total
2015	140	97	211	132	187	101	160	86	178	124	208	182	448			1,806
2016	175	199	232	-	-	-	-	-	-	-	-	-	606	35.3%	▲	606

			Jan	Feb	Mar	Apr	May	Jun	Jul	Aug	Sep	Oct	Nov	Dec	Thru Mar	% Change	Trending	Total
Civil	Administrative Law	2015	-	1	-	-	1	-	-	-	-	-	2	-	1			4
	Contested Divorce	2015	3	3	6	5	4	3	5	4	3	2	3	3	12			44
		2016	4	3	5	-	-	-	-	-	-	-	-	-	12	0.0%	↔	12
	Domestic and Family - Level 1	2015	4	4	1	5	-	1	6	-	4	-	7	1	9			33
		2016	1	6	5	-	-	-	-	-	-	-	-	-	12	33.3%	▲	12
	Domestic and Family - Level 2	2015	2	-	2	4	1	3	2	1	1	-	3	-	4			19
		2016	1	-	-	-	-	-	-	-	-	-	-	-	1	-75.0%	▼	1
	General Civil - Level 1	2015	-	-	-	-	-	-	1	1	1	-	1	-	0			4
		2016	1	-	-	-	-	-	-	-	-	-	-	-	1	0.0%	↔	1
	General Civil - Level 2	2015	5	3	5	4	6	4	8	3	3	5	9	9	13			64
		2016	2	2	2	-	-	-	-	-	-	-	-	-	6	-53.8%	▼	6
	General Civil - Level 3	2015	2	5	7	1	3	-	3	3	4	2	1	2	14			33
		2016	6	5	3	-	-	-	-	-	-	-	-	-	14	0.0%	↔	14
	Probates/Wills and Trusts - Level 2	2015	-	-	-	1	-	1	-	2	-	1	-	1	0			6
		2016	1	-	1	-	-	-	-	-	-	-	-	-	2	0.0%	↔	2
Criminal	Uncontested Divorce	2015	6	3	5	6	4	7	7	2	5	5	3	7	14			60
		2016	4	3	4	-	-	-	-	-	-	-	-	-	11	-21.4%	▼	11
	Misdemeanor	2015	13	1	24	12	22	4	22	8	30	3	24	7	38			170
		2016	10	12	13	-	-	-	-	-	-	-	-	-	35	-7.9%	▼	35
	Non-Capital Felonies and Related Matters	2015	60	24	96	42	98	12	41	14	57	29	70	23	180			566
Other		2016	51	37	76	-	-	-	-	-	-	-	-	-	164	-8.9%	▼	164
	Other Criminally Related Matters	2015	-	3	3	-	5	-	12	-	5	4	6	8	6			46
		2016	5	1	1	-	-	-	-	-	-	-	-	-	7	16.7%	▲	7
	Miscellaneous	2015	45	48	60	51	42	61	52	46	61	65	76	119	153			726
		2016	87	126	120	-	-	-	-	-	-	-	-	-	333	117.6%	▲	333
	Other	2015	-	2	2	1	1	5	1	2	4	8	3	2	4			31
		2016	2	4	2	-	-	-	-	-	-	-	-	-	8	100.0%	▲	8

Court: Charlottesville Circuit

Start/End Date: Jan-15 / Mar-16

2015 Average Month: 126

Jan-Mar 2015: 366

Filings Trending: Upward ▲

Circuit/Court ID: 16

216540


Type of Case: Filings

2016 Average Month:138

Jan-Mar 2016 : 415

Overall AVG. Month: 128

Monthly Filings Summary

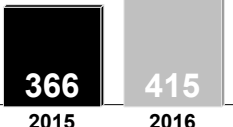


Jan 15-Mar 16

Totals

	2015	2016
Civil	305	72
Criminal	916	243
Other	288	100
Total	1,509	415

Jan --- Mar Filings



366 415

2015 2016

Jan --- Mar Filings

	2015	2016	% Change	Trending
Civil	86	72	-16.3%	▼
Criminal	213	243	14.1%	▲
Other	67	100	49.3%	▲
Total	366	415	13.4%	▲

			Jan	Feb	Mar	Apr	May	Jun	Jul	Aug	Sep	Oct	Nov	Dec	Thru Mar	% Change	Trending	Total
2015			114	131	121	137	110	131	137	138	109	134	98	149	366			1,509
2016			103	161	151	-	-	-	-	-	-	-	-	-	415	13.4%	▲	415

			Jan	Feb	Mar	Apr	May	Jun	Jul	Aug	Sep	Oct	Nov	Dec	Thru Mar	% Change	Trending	Total
Civil	Administrative Law	2015	-	-	-	1	3	1	1	-	-	1	1	-	0			8
		2016	1	1	-	-	-	-	-	-	-	-	-	-	2	0.0%	↔	2
	Contested Divorce	2015	1	1	5	2	2	2	2	2	1	-	2	3	7			23
		2016	-	4	2	-	-	-	-	-	-	-	-	-	6	-14.3%	▼	6
	Domestic and Family - Level 1	2015	4	3	2	4	1	6	3	-	2	4	2	5	9			36
		2016	4	5	4	-	-	-	-	-	-	-	-	-	13	44.4%	▲	13
	Domestic and Family - Level 2	2015	3	2	1	1	1	2	1	3	2	3	-	3	6			22
		2016	1	2	4	-	-	-	-	-	-	-	-	-	7	16.7%	▲	7
	General Civil - Level 1	2015	1	2	-	2	-	-	2	2	-	3	-	1	3			13
		2016	1	2	-	-	-	-	-	-	-	-	-	-	3	0.0%	↔	3
	General Civil - Level 2	2015	6	15	12	6	8	7	4	5	5	14	5	6	33			93
		2016	4	6	10	-	-	-	-	-	-	-	-	-	20	-39.4%	▼	20
	General Civil - Level 3	2015	5	7	5	4	5	4	5	3	5	4	3	3	17			53
		2016	1	2	7	-	-	-	-	-	-	-	-	-	10	-41.2%	▼	10
Criminal	Probates/Wills and Trusts	2015	1	-	-	-	-	-	-	-	-	1	-	-	1			2
	Probates/Wills and Trusts - Level 2	2015	-	1	1	-	-	5	-	1	-	1	2	1	2			12
		2016	1	-	1	-	-	-	-	-	-	-	-	-	2	0.0%	↔	2
	Uncontested Divorce	2015	3	-	5	6	1	3	5	7	5	2	2	4	8			43
		2016	-	5	4	-	-	-	-	-	-	-	-	-	9	12.5%	▲	9
	Capital Murder	2015	-	-	-	-	-	1	-	-	-	-	-	-	0			1
Other	Misdemeanor	2015	14	22	4	14	16	27	18	20	14	7	18	23	40	0.0%	↔	197
		2016	18	21	22	-	-	-	-	-	-	-	-	-	61	52.5%	▲	61
	Non-Capital Felonies and Related Matters	2015	47	54	64	76	51	52	61	62	45	70	41	56	165			679
		2016	40	74	60	-	-	-	-	-	-	-	-	-	174	5.5%	▲	174
Other	Other Criminally Related Matters	2015	3	3	2	1	2	3	6	6	2	6	1	4	8			39
		2016	2	2	4	-	-	-	-	-	-	-	-	-	8	0.0%	↔	8
	Miscellaneous	2015	26	21	20	20	20	18	28	27	28	18	21	40	67			287
		2016	28	37	33	-	-	-	-	-	-	-	-	-	98	46.3%	▲	98
Other	Other	2015	-	-	-	-	-	-	1	-	-	-	-	-	0			1
		2016	2	-	-	-	-	-	-	-	-	-	-	-	2	0.0%	↔	2

Court: Arlington Circuit

Start/End Date: Jan-15 / Mar-16

2015 Average Month: 804

Jan-Mar 2015: 2,256

Filings Trending: Upward ▲

Circuit/Court ID: 17

217013


Type of Case: Filings

2016 Average Month:819

Jan-Mar 2016 : 2,457

Overall AVG. Month: 807

Monthly Filings Summary



Jan 15-Mar 16

Totals

	2015	2016
Civil	1,475	364
Criminal	4,281	944
Other	3,891	1,149
Total	9,647	2,457

Jan --- Mar Filings

2,256

2015

2,457

2016

Jan --- Mar Filings

	2015	2016	% Change	Trending
Civil	336	364	8.3%	▲
Criminal	1,034	944	-8.7%	▼
Other	886	1,149	29.7%	▲
Total	2,256	2,457	8.9%	▲

			Jan	Feb	Mar	Apr	May	Jun	Jul	Aug	Sep	Oct	Nov	Dec	Thru Mar	% Change	Trending	Total
2015			716	703	837	858	721	814	798	744	707	837	796	1,116	2,256			9,647
2016			842	830	785	-	-	-	-	-	-	-	-	-	2,457	8.9%	▲	2,457

			Jan	Feb	Mar	Apr	May	Jun	Jul	Aug	Sep	Oct	Nov	Dec	Thru Mar	% Change	Trending	Total
Civil	Administrative Law	2015	1	-	2	-	-	2	1	1	-	1	2	-	3			10
		2016	1	4	2	-	-	-	-	-	-	-	-	-	7	133.3%	▲	7
	Contested Divorce	2015	14	8	18	30	13	24	20	16	21	18	18	21	40			221
		2016	15	20	26	-	-	-	-	-	-	-	-	-	61	52.5%	▲	61
	Domestic and Family - Level 1	2015	8	11	7	10	6	4	7	22	15	3	9	15	26			117
		2016	16	2	13	-	-	-	-	-	-	-	-	-	31	19.2%	▲	31
	Domestic and Family - Level 2	2015	6	9	7	9	5	10	2	7	5	7	12	10	22			89
		2016	5	8	3	-	-	-	-	-	-	-	-	-	16	-27.3%	▼	16
	General Civil - Level 1	2015	1	2	5	2	2	2	2	-	4	2	-	3	8			25
		2016	2	2	1	-	-	-	-	-	-	-	-	-	5	-37.5%	▼	5
	General Civil - Level 2	2015	39	23	37	34	43	41	38	38	35	36	36	41	99			441
		2016	27	58	43	-	-	-	-	-	-	-	-	-	128	29.3%	▲	128
	General Civil - Level 3	2015	8	9	17	7	14	9	12	12	8	15	9	8	34			128
		2016	7	6	14	-	-	-	-	-	-	-	-	-	27	-20.6%	▼	27
	Probates/Wills and Trusts - Level 1	2015	-	1	2	2	6	2	4	2	2	1	1	1	3			24
		2016	2	1	3	-	-	-	-	-	-	-	-	-	6	100.0%	▲	6
	Probates/Wills and Trusts - Level 2	2015	8	5	11	13	9	7	5	8	7	9	8	9	24			99
		2016	6	12	14	-	-	-	-	-	-	-	-	-	32	33.3%	▲	32
	Uncontested Divorce	2015	29	20	28	35	22	28	29	27	24	34	26	19	77			321
		2016	17	15	19	-	-	-	-	-	-	-	-	-	51	-33.8%	▼	51
Criminal	Misdemeanor	2015	45	51	71	60	56	53	40	43	38	56	71	70	167			654
		2016	58	62	54	-	-	-	-	-	-	-	-	-	174	4.2%	▲	174
	Non-Capital Felonies and Related Matters	2015	187	193	238	297	220	253	257	242	217	282	223	277	618			2,886
		2016	162	254	181	-	-	-	-	-	-	-	-	-	597	-3.4%	▼	597
	Other Criminally Related Matters	2015	86	49	114	43	66	47	40	59	37	78	50	72	249			741
		2016	41	62	70	-	-	-	-	-	-	-	-	-	173	-30.5%	▼	173
Other	Miscellaneous	2015	160	148	130	161	131	142	163	159	148	151	178	274	438			1,945
		2016	183	199	190	-	-	-	-	-	-	-	-	-	572	30.6%	▲	572
	Other	2015	124	174	150	155	128	190	178	108	146	144	153	296	448			1,946
		2016	300	125	152	-	-	-	-	-	-	-	-	-	577	28.8%	▲	577

Court: Fauquier Circuit

Start/End Date: Jan-15 / Mar-16

2015 Average Month: 298

Jan-Mar 2015: 873

Filings Trending: Upward ▲

Circuit/Court ID: 20

220061


Type of Case: Filings

2016 Average Month:381

Jan-Mar 2016 : 1,143

Overall AVG. Month: 315

Monthly Filings Summary

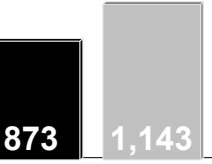


Jan 15-Mar 16

Totals

	2015	2016
Civil	485	137
Criminal	960	332
Other	2,131	674
Total	3,576	1,143

Jan --- Mar Filings



873 2015 1,143 2016

Jan --- Mar Filings

	2015	2016	% Change	Trending
Civil	123	137	11.4%	▲
Criminal	288	332	15.3%	▲
Other	462	674	45.9%	▲
Total	873	1,143	30.9%	▲

	Jan	Feb	Mar	Apr	May	Jun	Jul	Aug	Sep	Oct	Nov	Dec	Thru Mar	% Change	Trending	Total
2015	266	290	317	269	295	250	267	238	229	245	326	584	873			3,576
2016	405	353	385	-	-	-	-	-	-	-	-	-	1,143	30.9%	▲	1,143

			Jan	Feb	Mar	Apr	May	Jun	Jul	Aug	Sep	Oct	Nov	Dec	Thru Mar	% Change	Trending	Total
Civil	Administrative Law	2015	-	-	-	-	-	-	-	2	-	-	-	1	0			3
		2016	-	1	-	-	-	-	-	-	-	-	-	-	1	0.0%	↔	1
	Contested Divorce	2015	5	7	3	4	5	7	2	3	8	4	4	4	15			56
		2016	4	7	5	-	-	-	-	-	-	-	-	-	16	6.7%	▲	16
	Domestic and Family - Level 1	2015	3	3	-	-	5	7	8	1	2	6	4	-	6			39
		2016	3	3	3	-	-	-	-	-	-	-	-	-	9	50.0%	▲	9
	Domestic and Family - Level 2	2015	1	3	5	3	4	2	3	3	2	-	2	4	9			32
		2016	1	7	3	-	-	-	-	-	-	-	-	-	11	22.2%	▲	11
	General Civil - Level 1	2015	1	-	2	2	1	1	-	1	-	-	-	1	3			9
		2016	1	2	3	-	-	-	-	-	-	-	-	-	6	100.0%	▲	6
	General Civil - Level 2	2015	7	15	20	11	14	14	12	11	11	11	8	10	42			144
		2016	13	12	11	-	-	-	-	-	-	-	-	-	36	-14.3%	▼	36
	General Civil - Level 3	2015	1	3	1	7	6	2	3	4	1	5	7	7	5			47
		2016	1	5	7	-	-	-	-	-	-	-	-	-	13	160.0%	▲	13
	Probates/Wills and Trusts	2015	-	-	1	1	-	-	-	-	-	-	-	-	1			2
	Probates/Wills and Trusts - Level 2	2015	2	4	-	5	1	2	1	-	-	2	-	-	6			17
		2016	2	2	1	-	-	-	-	-	-	-	-	-	5	-16.7%	▼	5
	Protective Orders	2015	1	1	1	-	-	1	2	1	1	1	1	-	3			10
		2016	-	2	2	-	-	-	-	-	-	-	-	-	4	33.3%	▲	4
	Uncontested Divorce	2015	5	13	15	5	13	5	14	10	10	9	12	15	33			126
		2016	9	10	17	-	-	-	-	-	-	-	-	-	36	9.1%	▲	36
Criminal	Misdemeanor	2015	14	22	17	14	33	17	19	13	12	23	33	25	53			242
		2016	21	18	39	-	-	-	-	-	-	-	-	-	78	47.2%	▲	78
	Non-Capital Felonies and Related Matters	2015	90	53	80	65	67	24	52	39	38	46	81	32	223			667
		2016	101	54	87	-	-	-	-	-	-	-	-	-	242	8.5%	▲	242
Other	Other Criminally Related Matters	2015	7	1	4	2	5	4	5	3	2	6	9	3	12			51
		2016	4	3	5	-	-	-	-	-	-	-	-	-	12	0.0%	↔	12
	Miscellaneous	2015	104	127	129	109	106	110	106	115	102	100	137	253	360			1,498
		2016	208	208	176	-	-	-	-	-	-	-	-	-	592	64.4%	▲	592
	Other	2015	25	38	39	41	35	54	40	32	40	32	28	229	102			633
		2016	37	19	26	-	-	-	-	-	-	-	-	-	82	-19.6%	▼	82

Court: Loudoun Circuit

Start/End Date: Jan-15 / Mar-16

2015 Average Month: 879

Jan-Mar 2015: 2,330

Filings Trending: Upward ▲

Circuit/Court ID: 20

220107


Type of Case: Filings

2016 Average Month:955

Jan-Mar 2016 : 2,864

Overall AVG. Month: 894

Monthly Filings Summary




Jan 15-Mar 16

Totals

	2015	2016
Civil	2,463	594
Criminal	2,546	639
Other	5,534	1,631
Total	10,543	2,864

Jan --- Mar Filings



2,330 2,864

2015 2016

Jan --- Mar Filings

	2015	2016	% Change	Trending
Civil	568	594	4.6%	▲
Criminal	546	639	17.0%	▲
Other	1,216	1,631	34.1%	▲
Total	2,330	2,864	22.9%	▲

			Jan	Feb	Mar	Apr	May	Jun	Jul	Aug	Sep	Oct	Nov	Dec	Thru Mar	% Change	Trending	Total
2015			785	748	797	883	816	880	928	859	863	841	900	1,243	2,330			10,543
2016			931	916	1,017	-	-	-	-	-	-	-	-	-	2,864	22.9%	▲	2,864

			Jan	Feb	Mar	Apr	May	Jun	Jul	Aug	Sep	Oct	Nov	Dec	Thru Mar	% Change	Trending	Total
Civil	Administrative Law	2015	8	3	4	1	1	5	6	5	-	2	3	1	15			39
		2016	3	-	-	-	-	-	-	-	-	-	-	-	3	-80.0%	▼	3
	Contested Divorce	2015	17	18	23	23	21	12	35	22	17	24	27	18	58			257
		2016	17	20	14	-	-	-	-	-	-	-	-	-	51	-12.1%	▼	51
	Domestic and Family - Level 1	2015	32	24	27	20	30	19	22	8	33	18	20	43	83			296
		2016	11	15	21	-	-	-	-	-	-	-	-	-	47	-43.4%	▼	47
	Domestic and Family - Level 2	2015	13	8	15	15	15	13	11	12	7	16	11	9	36			145
		2016	8	6	11	-	-	-	-	-	-	-	-	-	25	-30.6%	▼	25
	General Civil - Level 1	2015	-	3	-	4	4	1	1	4	2	1	1	3	3			24
		2016	2	1	6	-	-	-	-	-	-	-	-	-	9	200.0%	▲	9
	General Civil - Level 2	2015	22	46	46	56	54	48	53	43	42	45	49	38	114			542
		2016	37	47	42	-	-	-	-	-	-	-	-	-	126	10.5%	▲	126
	General Civil - Level 3	2015	24	18	30	28	32	33	29	21	31	30	18	32	72			326
		2016	32	44	55	-	-	-	-	-	-	-	-	-	131	81.9%	▲	131
	Probates/Wills and Trusts - Level 1	2015	-	-	-	-	1	-	1	-	2	-	2	1	0			7
		2016	-	-	2	-	-	-	-	-	-	-	-	-	2	0.0%	↔	2
	Probates/Wills and Trusts - Level 2	2015	8	8	7	13	5	13	9	11	6	7	9	1	23			97
		2016	7	8	8	-	-	-	-	-	-	-	-	-	23	0.0%	↔	23
	Uncontested Divorce	2015	57	52	55	64	62	61	70	64	72	58	60	55	164			730
		2016	63	56	58	-	-	-	-	-	-	-	-	-	177	7.9%	▲	177
Criminal	Capital Murder	2015	-	5	-	-	-	-	-	-	-	-	-	-	5			5
	Misdemeanor	2015	39	40	37	55	36	42	45	44	45	52	40	45	116			520
		2016	31	37	60	-	-	-	-	-	-	-	-	-	128	10.3%	▲	128
	Non-Capital Felonies and Related Matters	2015	119	101	111	132	121	154	155	121	140	134	136	131	331			1,555
		2016	97	100	163	-	-	-	-	-	-	-	-	-	360	8.8%	▲	360
	Other Criminally Related Matters	2015	29	34	31	43	50	32	41	53	55	51	21	26	94			466
		2016	48	48	55	-	-	-	-	-	-	-	-	-	151	60.6%	▲	151
Other	Miscellaneous	2015	394	379	372	404	362	405	433	414	411	402	502	839	1,145			5,317
		2016	570	533	520	-	-	-	-	-	-	-	-	-	1,623	41.7%	▲	1,623
	Other	2015	23	9	39	25	22	42	17	37	-	1	1	1	71			217
		2016	5	1	2	-	-	-	-	-	-	-	-	-	8	-88.7%	▼	8

Court: Rappahannock Circuit
Start/End Date: Jan-15 / Mar-16
2015 Average Month: 36
Jan-Mar 2015: 105
Filings Trending: Upward ▲

Circuit/Court ID: 20
220157
Type of Case: Filings
2016 Average Month:40
Jan-Mar 2016 : 119
Overall AVG. Month: 37

Monthly Filings Summary

Jan 15-Mar 16

Totals

	2015	2016
Civil	70	21
Criminal	93	17
Other	273	81
Total	436	119

Jan --- Mar Filings

105

2015

119

2016

Jan --- Mar Filings

	2015	2016	% Change	Trending
Civil	16	21	31.3%	▲
Criminal	30	17	-43.3%	▼
Other	59	81	37.3%	▲
Total	105	119	13.3%	▲

	Jan	Feb	Mar	Apr	May	Jun	Jul	Aug	Sep	Oct	Nov	Dec	Thru Mar	% Change	Trending	Total
2015	31	29	45	29	38	37	39	24	39	37	28	60	105			436
2016	42	45	32	-	-	-	-	-	-	-	-	-	119	13.3%	▲	119

			Jan	Feb	<u>Mar</u>	Apr	May	Jun	Jul	Aug	Sep	Oct	Nov	Dec	Thru Mar	% Change	Trending	<u>Total</u>	
Civil	Contested Divorce	2015	1	1	-	-	1	-	-	1	1	-	-	-	2			5	
		2016	1	-	2	-	-	-	-	-	-	-	-	-	3	50.0%	▲	3	
	Domestic and Family - Level 1	2015	-	-	-	1	-	-	-	-	4	-	-	2	-	0			7
		2016	-	-	1	-	-	-	-	-	-	-	-	-	-	1	0.0%	↔	1
	Domestic and Family - Level 2	2015	-	-	-	-	3	1	-	-	-	-	-	-	-	0			4
		2016	-	-	3	-	-	-	-	-	-	-	-	-	-	3	0.0%	↔	3
	General Civil - Level 2	2015	-	-	6	2	-	2	-	-	1	3	-	1	4	6			19
		2016	-	3	2	-	-	-	-	-	-	-	-	-	-	5	-16.7%	▼	5
	General Civil - Level 3	2015	2	-	-	2	1	1	-	-	-	2	2	-	3	2			13
		2016	1	2	2	-	-	-	-	-	-	-	-	-	-	5	150.0%	▲	5
Criminal	Probates/Wills and Trusts	2015	1	-	-	1	-	1	-	-	-	-	-	-	-	1			3
	Uncontested Divorce	2015	-	4	1	1	3	4	-	-	3	1	-	2	5			19	
		2016	1	2	1	-	-	-	-	-	-	-	-	-	-	4	-20.0%	▼	4
	Misdemeanor	2015	4	2	2	2	-	3	7	-	3	3	2	1	8			29	
2016		2	3	1	-	-	-	-	-	-	-	-	-	-	6	-25.0%	▼	6	
Non-Capital Felonies and Related Matters	2015	8	2	11	5	12	-	10	1	2	3	5	1	21			60		
	2016	8	1	2	-	-	-	-	-	-	-	-	-	-	11	-47.6%	▼	11	
Other	Other Criminally Related M	2015	-	-	1	-	1	-	2	-	-	-	-	-	1			4	
	Miscellaneous	2015	9	13	14	10	10	14	13	12	15	21	13	31	36			175	
		2016	23	29	17	-	-	-	-	-	-	-	-	-	-	69	91.7%	▲	69
	Other	2015	6	7	10	5	7	11	7	5	10	7	5	18	23			98	
2016		6	5	1	-	-	-	-	-	-	-	-	-	-	12	-47.8%	▼	12	

Court: Henry Circuit

Start/End Date: Jan-15 / Mar-16

2015 Average Month: 308

Jan-Mar 2015: 1,066

Filings Trending: Upward ▲

Circuit/Court ID: 21

221089


Type of Case: Filings

2016 Average Month:475

Jan-Mar 2016 : 1,426

Overall AVG. Month: 342

Monthly Filings Summary

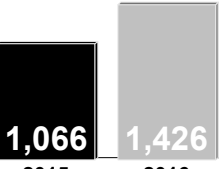


Jan 15-Mar 16

Totals

	2015	2016
Civil	522	137
Criminal	1,705	662
Other	1,470	627
Total	3,697	1,426

Jan --- Mar Filings



1,066 1,426

2015 2016

Jan --- Mar Filings

	2015	2016	% Change	Trending
Civil	148	137	-7.4%	▼
Criminal	497	662	33.2%	▲
Other	421	627	48.9%	▲
Total	1,066	1,426	33.8%	▲

	Jan	Feb	Mar	Apr	May	Jun	Jul	Aug	Sep	Oct	Nov	Dec	Thru Mar	% Change	Trending	Total
2015	364	294	408	320	291	287	281	239	327	307	305	274	1,066			3,697
2016	409	502	515	-	-	-	-	-	-	-	-	-	1,426	33.8%	▲	1,426

			Jan	Feb	Mar	Apr	May	Jun	Jul	Aug	Sep	Oct	Nov	Dec	Thru Mar	% Change	Trending	Total
Civil	Administrative Law	2015	-	-	-	1	-	-	-	-	-	-	-	-	0			1
	Contested Divorce	2015	7	12	9	9	12	9	6	5	9	3	5	8	28	0.0%	↔	94
		2016	3	11	4	-	-	-	-	-	-	-	-	-	18	-35.7%	▼	18
	Domestic and Family - Level 1	2015	2	6	5	1	1	4	6	4	4	1	7	-	13			41
		2016	3	9	2	-	-	-	-	-	-	-	-	-	14	7.7%	▲	14
	Domestic and Family - Level 2	2015	1	3	1	-	1	3	1	1	2	-	2	-	5			15
		2016	2	4	-	-	-	-	-	-	-	-	-	-	6	20.0%	▲	6
	General Civil - Level 1	2015	-	-	1	1	2	-	-	-	-	-	1	1	1			6
	General Civil - Level 2	2015	9	4	6	9	8	1	3	7	5	17	6	11	19			86
		2016	7	7	4	-	-	-	-	-	-	-	-	-	18	-5.3%	▼	18
	General Civil - Level 3	2015	1	7	9	5	8	1	3	5	5	7	2	2	17			55
		2016	9	17	6	-	-	-	-	-	-	-	-	-	32	88.2%	▲	32
	Probates/Wills and Trusts - Level 1	2015	-	-	1	1	1	-	-	-	-	-	-	-	1			3
		2016	-	2	1	-	-	-	-	-	-	-	-	-	3	200.0%	▲	3
	Probates/Wills and Trusts - Level 2	2015	1	1	3	1	3	1	5	2	2	4	-	-	5			23
		2016	1	2	1	-	-	-	-	-	-	-	-	-	4	-20.0%	▼	4
Criminal	Protective Orders	2015	-	-	-	-	-	-	-	-	-	-	-	1	0			1
	Uncontested Divorce	2015	9	27	23	16	10	16	26	17	12	15	13	13	59	0.0%	↔	197
		2016	9	14	19	-	-	-	-	-	-	-	-	-	42	-28.8%	▼	42
	Misdemeanor	2015	46	18	65	38	34	39	32	47	35	43	53	53	129			503
		2016	42	75	34	-	-	-	-	-	-	-	-	-	151	17.1%	▲	151
	Non-Capital Felonies and Related Matters	2015	147	58	138	105	114	42	75	90	85	71	118	69	343			1,112
Other		2016	122	115	252	-	-	-	-	-	-	-	-	-	489	42.6%	▲	489
	Other Criminally Related Matters	2015	2	7	16	1	8	7	5	8	6	13	13	4	25			90
		2016	6	8	8	-	-	-	-	-	-	-	-	-	22	-12.0%	▼	22
	Miscellaneous	2015	125	114	90	115	64	61	83	41	124	88	73	97	329			1,075
		2016	190	200	157	-	-	-	-	-	-	-	-	-	547	66.3%	▲	547
	Other	2015	14	37	41	17	25	103	36	12	38	45	12	15	92			395
		2016	15	38	27	-	-	-	-	-	-	-	-	-	80	-13.0%	▼	80

Court: Patrick Circuit

Start/End Date: Jan-15 / Mar-16

2015 Average Month: 110

Jan-Mar 2015: 350

Filings Trending: Upward ▲

Circuit/Court ID: 21

221141

Type of Case: Filings

2016 Average Month:153

Jan-Mar 2016 : 459

Overall AVG. Month: 118

Monthly Filings Summary

Jan 15-Mar 16

Totals

	2015	2016
Civil	176	45
Criminal	651	198
Other	488	216
Total	1,315	459

Jan --- Mar Filings

350

2015

459

2016

Jan --- Mar Filings

	2015	2016	% Change	Trending
Civil	50	45	-10.0%	▼
Criminal	170	198	16.5%	▲
Other	130	216	66.2%	▲
Total	350	459	31.1%	▲

			Jan	Feb	Mar	Apr	May	Jun	Jul	Aug	Sep	Oct	Nov	Dec	Thru Mar	% Change	Trending	Total
2015			63	146	141	98	119	115	77	116	93	169	77	101	350			1,315
2016			95	249	115	-	-	-	-	-	-	-	-	-	459	31.1%	▲	459

			Jan	Feb	Mar	Apr	May	Jun	Jul	Aug	Sep	Oct	Nov	Dec	Thru Mar	% Change	Trending	Total
Civil	Contested Divorce	2015	4	1	1	1	1	4	4	3	1	1	2	3	6			26
		2016	4	2	3	-	-	-	-	-	-	-	-	-	9	50.0%	▲	9
	Domestic and Family - Level 1	2015	1	6	-	-	2	1	2	-	1	2	1	-	7			16
		2016	-	3	-	-	-	-	-	-	-	-	-	-	3	-57.1%	▼	3
	Domestic and Family - Level 2	2015	-	1	-	3	1	1	-	-	-	-	-	1	1			7
		2016	-	-	1	-	-	-	-	-	-	-	-	-	1	0.0%	↔	1
	General Civil - Level 1	2015	1	-	-	1	-	-	-	-	-	-	-	-	1			2
		2016	-	1	-	-	-	-	-	-	-	-	-	-	1	0.0%	↔	1
	General Civil - Level 2	2015	4	1	1	2	-	2	1	1	1	2	-	1	6			16
		2016	1	1	-	-	-	-	-	-	-	-	-	-	2	-66.7%	▼	2
	General Civil - Level 3	2015	5	2	1	2	-	3	3	2	4	1	2	3	8			28
		2016	1	5	2	-	-	-	-	-	-	-	-	-	8	0.0%	↔	8
	Probates/Wills and Trusts	2015	-	-	-	-	-	-	-	-	-	-	1	-	0			1
	Probates/Wills and Trusts - Level 2	2015	-	-	-	2	-	-	1	-	-	2	-	1	0	0.0%	↔	6
		2016	-	-	1	-	-	-	-	-	-	-	-	-	1	0.0%	↔	1
Criminal	Protective Orders	2015	-	-	-	1	-	-	-	-	-	-	-	-	0			1
	Uncontested Divorce	2015	6	7	8	11	3	6	4	2	6	7	8	5	21	0.0%	↔	73
		2016	7	7	6	-	-	-	-	-	-	-	-	-	20	-4.8%	▼	20
	Misdemeanor	2015	5	11	33	20	18	11	14	7	17	29	9	11	49			185
Other		2016	9	25	22	-	-	-	-	-	-	-	-	-	56	14.3%	▲	56
	Non-Capital Felonies and Related Matters	2015	16	45	41	14	36	33	16	15	48	47	9	38	102			358
		2016	35	66	28	-	-	-	-	-	-	-	-	-	129	26.5%	▲	129
	Other Criminally Related Matters	2015	11	8	-	10	14	-	23	1	-	30	9	2	19			108
		2016	2	11	-	-	-	-	-	-	-	-	-	-	13	-31.6%	▼	13
	Miscellaneous	2015	10	64	56	31	44	54	9	85	15	48	36	36	130			488
		2016	36	128	52	-	-	-	-	-	-	-	-	-	216	66.2%	▲	216

Court: Martinsville Circuit

Start/End Date: Jan-15 / Mar-16

2015 Average Month: 146

Jan-Mar 2015: 363

Filings Trending: Upward ▲

Circuit/Court ID: 21

221690


Type of Case: Filings

2016 Average Month:154

Jan-Mar 2016 : 462

Overall AVG. Month: 148

Monthly Filings Summary



Jan 15-Mar 16

Totals

	2015	2016
Civil	172	33
Criminal	1,259	346
Other	323	83
Total	1,754	462

Jan --- Mar Filings

363

2015

462

2016

Jan --- Mar Filings

	2015	2016	% Change	Trending
Civil	44	33	-25.0%	▼
Criminal	237	346	46.0%	▲
Other	82	83	1.2%	▲
Total	363	462	27.3%	▲

	Jan	Feb	Mar	Apr	May	Jun	Jul	Aug	Sep	Oct	Nov	Dec	Thru Mar	% Change	Trending	Total
2015	130	116	117	172	223	131	256	102	105	136	181	85	363			1,754
2016	74	279	109	-	-	-	-	-	-	-	-	-	462	27.3%	▲	462

			Jan	Feb	Mar	Apr	May	Jun	Jul	Aug	Sep	Oct	Nov	Dec	Thru Mar	% Change	Trending	Total
Civil	Administrative Law	2015	-	-	-	-	-	-	1	-	-	-	-	-	0			1
	Contested Divorce	2015	1	2	1	4	3	2	3	2	-	4	1	-	4	0.0%	↔	23
		2016	2	1	2	-	-	-	-	-	-	-	-	-	5	25.0%	▲	5
	Domestic and Family - Lev	2015	-	1	2	1	-	6	-	-	-	8	-	4	3			22
	Domestic and Family - Level 2	2015	-	1	-	-	-	-	-	-	-	2	1	-	1			4
		2016	5	1	-	-	-	-	-	-	-	-	-	-	6	500.0%	▲	6
	General Civil - Level 1	2015	3	-	2	-	1	-	1	-	1	-	-	-	5			8
	General Civil - Level 2	2015	3	2	1	5	-	2	1	3	7	1	1	2	6			28
		2016	1	2	1	-	-	-	-	-	-	-	-	-	4	-33.3%	▼	4
	General Civil - Level 3	2015	1	1	1	-	1	-	1	-	-	4	-	2	3			11
		2016	1	2	-	-	-	-	-	-	-	-	-	-	3	0.0%	↔	3
	Probates/Wills and Trusts - Level 2	2015	1	-	-	1	1	2	2	-	1	-	-	-	1			8
Criminal		2016	1	2	1	-	-	-	-	-	-	-	-	-	4	300.0%	▲	4
	Uncontested Divorce	2015	2	7	12	10	5	4	11	4	2	8	1	1	21			67
		2016	3	3	5	-	-	-	-	-	-	-	-	-	11	-47.6%	▼	11
	Misdemeanor	2015	23	12	17	27	22	18	100	29	19	27	40	15	52			349
		2016	9	28	15	-	-	-	-	-	-	-	-	-	52	0.0%	↔	52
	Non-Capital Felonies and Related Matters	2015	55	67	32	83	167	67	96	29	48	52	110	35	154			841
Other		2016	25	208	49	-	-	-	-	-	-	-	-	-	282	83.1%	▲	282
	Other Criminally Related Matters	2015	8	4	19	11	3	3	5	2	5	2	4	3	31			69
		2016	1	6	5	-	-	-	-	-	-	-	-	-	12	-61.3%	▼	12
	Miscellaneous	2015	15	11	15	9	11	16	25	19	13	18	14	16	41			182
		2016	15	10	26	-	-	-	-	-	-	-	-	-	51	24.4%	▲	51
	Other	2015	18	8	15	21	9	11	10	14	9	10	9	7	41			141
			2016	11	16	5	-	-	-	-	-	-	-	-	32	-22.0%	▼	32

Court: Franklin County Circuit
Start/End Date: Jan-15 / Mar-16
2015 Average Month: 315
Jan-Mar 2015: 923
Filings Trending: Upward ▲

Circuit/Court ID: 22
222067
Type of Case: Filings
2016 Average Month: 418
Jan-Mar 2016 : 1,253
Overall AVG. Month: 335

Monthly Filings Summary

Jan 15-Mar 16

Totals

	2015	2016
Civil	622	109
Criminal	1,862	638
Other	1,295	506
Total	3,779	1,253

Jan --- Mar Filings

923 1,253

2015 2016

Jan --- Mar Filings

	2015	2016	% Change	Trending
Civil	141	109	-22.7%	▼
Criminal	486	638	31.3%	▲
Other	296	506	70.9%	▲
Total	923	1,253	35.8%	▲

	Jan	Feb	Mar	Apr	May	Jun	Jul	Aug	Sep	Oct	Nov	Dec	Thru Mar	% Change	Trending	Total
2015	286	219	418	308	355	272	238	326	372	260	337	388	923			3,779
2016	354	343	556	-	-	-	-	-	-	-	-	-	1,253	35.8%	▲	1,253

			Jan	Feb	Mar	Apr	May	Jun	Jul	Aug	Sep	Oct	Nov	Dec	Thru Mar	% Change	Trending	Total
Civil	Administrative Law	2015	-	-	2	-	-	-	-	-	-	-	-	-	2			2
	Contested Divorce	2015	8	9	7	8	5	10	5	5	5	6	6	2	24			76
		2016	5	9	7	-	-	-	-	-	-	-	-	-	21	-12.5%	▼	21
	Domestic and Family - Level 1	2015	12	10	13	8	6	10	5	17	15	8	5	32	35			141
		2016	2	5	3	-	-	-	-	-	-	-	-	-	10	-71.4%	▼	10
	Domestic and Family - Level 2	2015	1	-	2	3	4	1	2	3	-	3	2	-	3			21
		2016	3	5	2	-	-	-	-	-	-	-	-	-	10	233.3%	▲	10
	General Civil - Level 1	2015	-	-	1	-	1	-	1	-	1	-	1	-	1			5
		2016	-	-	1	-	-	-	-	-	-	-	-	-	1	0.0%	↔	1
	General Civil - Level 2	2015	5	9	5	6	11	11	5	12	6	6	8	8	19			92
		2016	5	3	5	-	-	-	-	-	-	-	-	-	13	-31.6%	▼	13
	General Civil - Level 3	2015	2	5	3	4	9	8	12	11	14	5	7	15	10			95
		2016	1	3	4	-	-	-	-	-	-	-	-	-	8	-20.0%	▼	8
	Probates/Wills and Trusts	2015	-	-	-	1	1	1	-	-	-	-	-	-	0			3
	Probates/Wills and Trusts - Level 2	2015	-	-	3	1	-	1	1	1	2	2	1	1	3	0.0%	↔	13
		2016	3	1	-	-	-	-	-	-	-	-	-	-	4	33.3%	▲	4
Criminal	Uncontested Divorce	2015	10	11	23	16	18	11	11	16	20	11	14	13	44			174
		2016	12	13	17	-	-	-	-	-	-	-	-	-	42	-4.5%	▼	42
	Capital Murder	2015	-	2	-	-	-	-	-	-	-	-	-	-	2			2
	Misdemeanor	2015	33	30	91	51	74	19	35	45	50	30	41	42	154			541
		2016	53	44	97	-	-	-	-	-	-	-	-	-	194	26.0%	▲	194
	Non-Capital Felonies and Related Matters	2015	112	56	153	100	140	133	62	96	119	76	148	66	321			1,261
Other		2016	80	82	271	-	-	-	-	-	-	-	-	-	433	34.9%	▲	433
	Other Criminally Related Matters	2015	1	3	5	1	3	1	10	7	4	8	5	10	9			58
		2016	5	4	2	-	-	-	-	-	-	-	-	-	11	22.2%	▲	11
	Miscellaneous	2015	102	84	109	107	81	65	89	113	135	104	98	199	295			1,286
		2016	184	174	147	-	-	-	-	-	-	-	-	-	505	71.2%	▲	505
	Other	2015	-	-	1	2	2	1	-	-	1	1	1	-	1			9
		2016	1	-	-	-	-	-	-	-	-	-	-	-	1	0.0%	↔	1

Court: Pittsylvania Circuit

Start/End Date: Jan-15 / Mar-16

2015 Average Month: 311

Jan-Mar 2015: 905

Filings Trending: Upward ▲

Circuit/Court ID: 22

222143

Type of Case: Filings

2016 Average Month:491

Jan-Mar 2016 : 1,474

Overall AVG. Month: 347

Monthly Filings Summary

Jan 15-Mar 16

Totals

	2015	2016
Civil	510	151
Criminal	1,344	368
Other	1,879	955
Total	3,733	1,474

Jan --- Mar Filings

905 2015

1,474 2016

Jan --- Mar Filings

	2015	2016	% Change	Trending
Civil	133	151	13.5%	▲
Criminal	325	368	13.2%	▲
Other	447	955	113.6%	▲
Total	905	1,474	62.9%	▲

			Jan	Feb	Mar	Apr	May	Jun	Jul	Aug	Sep	Oct	Nov	Dec	Thru Mar	% Change	Trending	Total
2015			233	355	317	344	203	263	267	338	390	342	319	362	905			3,733
2016			423	561	490	-	-	-	-	-	-	-	-	-	1,474	62.9%	▲	1,474

			Jan	Feb	Mar	Apr	May	Jun	Jul	Aug	Sep	Oct	Nov	Dec	Thru Mar	% Change	Trending	Total
Civil	Administrative Law	2015	-	-	-	-	1	-	-	1	-	1	-	-	0			3
		2016	-	-	1	-	-	-	-	-	-	-	-	-	1	0.0%	↔	1
	Contested Divorce	2015	3	5	6	7	5	5	7	10	9	6	3	4	14			70
		2016	5	4	13	-	-	-	-	-	-	-	-	-	22	57.1%	▲	22
	Domestic and Family - Level 1	2015	2	5	17	2	1	6	5	14	29	9	10	1	24			101
		2016	6	35	23	-	-	-	-	-	-	-	-	-	64	166.7%	▲	64
	Domestic and Family - Level 2	2015	1	1	-	2	-	-	4	3	1	9	4	1	2			26
		2016	2	2	1	-	-	-	-	-	-	-	-	-	5	150.0%	▲	5
	General Civil - Level 1	2015	-	2	1	-	-	-	-	-	1	2	-	1	3			7
		2016	-	-	1	-	-	-	-	-	-	-	-	-	1	-66.7%	▼	1
	General Civil - Level 2	2015	4	11	4	7	5	5	5	3	7	4	1	6	19			62
		2016	-	6	6	-	-	-	-	-	-	-	-	-	12	-36.8%	▼	12
	General Civil - Level 3	2015	-	19	7	2	2	8	10	8	8	4	2	3	26			73
		2016	4	1	4	-	-	-	-	-	-	-	-	-	9	-65.4%	▼	9
Criminal	Probates/Wills and Trusts	2015	-	-	-	-	-	-	-	-	1	-	-	-	0			1
	Probates/Wills and Trusts - Level 2	2015	-	1	4	1	1	2	1	2	-	2	-	2	5	0.0%	↔	16
		2016	-	2	1	-	-	-	-	-	-	-	-	-	3	-40.0%	▼	3
	Uncontested Divorce	2015	10	20	10	13	15	12	16	19	13	6	12	5	40			151
		2016	6	13	15	-	-	-	-	-	-	-	-	-	34	-15.0%	▼	34
	Capital Murder	2015	-	-	-	-	-	-	-	-	-	-	-	1	0			1
Other	Misdemeanor	2015	13	42	18	48	16	31	19	33	31	39	27	22	73	0.0%	↔	339
		2016	30	29	27	-	-	-	-	-	-	-	-	-	86	17.8%	▲	86
	Non-Capital Felonies and Related Matters	2015	53	103	79	124	34	69	58	79	95	79	97	70	235			940
		2016	44	97	118	-	-	-	-	-	-	-	-	-	259	10.2%	▲	259
	Other Criminally Related Matters	2015	8	3	6	5	10	1	5	6	2	6	8	4	17			64
		2016	7	7	9	-	-	-	-	-	-	-	-	-	23	35.3%	▲	23
Other	Miscellaneous	2015	111	103	137	102	90	93	113	134	167	151	137	218	351			1,556
		2016	269	322	245	-	-	-	-	-	-	-	-	-	836	138.2%	▲	836
	Other	2015	28	40	28	31	23	31	24	26	26	24	18	24	96			323
			2016	50	43	26	-	-	-	-	-	-	-	-	119	24.0%	▲	119

Court: Danville Circuit

Start/End Date: Jan-15 / Mar-16

2015 Average Month: 331

Jan-Mar 2015: 872

Filings Trending: Upward ▲

Circuit/Court ID: 22

222590


Type of Case: Filings

2016 Average Month:423

Jan-Mar 2016 : 1,270

Overall AVG. Month: 350

Monthly Filings Summary




Jan 15-Mar 16

Totals

	2015	2016
Civil	463	132
Criminal	2,929	814
Other	581	324
Total	3,973	1,270

Jan --- Mar Filings



872 2015 1,270 2016

Jan --- Mar Filings

	2015	2016	% Change	Trending
Civil	102	132	29.4%	▲
Criminal	620	814	31.3%	▲
Other	150	324	116.0%	▲
Total	872	1,270	45.6%	▲

	Jan	Feb	Mar	Apr	May	Jun	Jul	Aug	Sep	Oct	Nov	Dec	Thru Mar	% Change	Trending	Total
2015	232	264	376	405	259	366	273	507	221	400	340	330	872			3,973
2016	412	425	433	-	-	-	-	-	-	-	-	-	1,270	45.6%	▲	1,270

			Jan	Feb	Mar	Apr	May	Jun	Jul	Aug	Sep	Oct	Nov	Dec	Thru Mar	% Change	Trending	Total
Civil	Administrative Law	2015	-	-	-	-	-	-	-	1	1	-	-	4	0			6
		2016	5	8	2	-	-	-	-	-	-	-	-	-	15	0.0%	↔	15
	Contested Divorce	2015	3	5	3	3	2	-	6	3	5	3	1	1	11			35
		2016	3	3	4	-	-	-	-	-	-	-	-	-	10	-9.1%	▼	10
	Domestic and Family - Level 1	2015	5	5	5	10	8	8	5	20	5	10	9	8	15			98
		2016	13	10	17	-	-	-	-	-	-	-	-	-	40	166.7%	▲	40
	Domestic and Family - Level 2	2015	3	1	4	3	9	6	3	8	5	5	7	4	8			58
		2016	5	4	3	-	-	-	-	-	-	-	-	-	12	50.0%	▲	12
	General Civil - Level 1	2015	-	-	-	1	1	-	-	-	-	-	1	1	0			4
		2016	1	-	-	-	-	-	-	-	-	-	-	-	1	0.0%	↔	1
	General Civil - Level 2	2015	3	5	3	5	3	8	6	6	3	11	5	10	11			68
		2016	3	2	4	-	-	-	-	-	-	-	-	-	9	-18.2%	▼	9
	General Civil - Level 3	2015	10	7	2	1	6	5	8	10	7	7	5	5	19			73
		2016	3	5	15	-	-	-	-	-	-	-	-	-	23	21.1%	▲	23
	Probates/Wills and Trusts	2015	-	-	-	-	1	-	-	-	-	-	-	-	0			1
	Probates/Wills and Trusts - Level 2	2015	2	-	3	1	3	-	2	-	1	1	-	2	5	0.0%	↔	15
		2016	-	-	1	-	-	-	-	-	-	-	-	-	1	-80.0%	▼	1
	Protective Orders	2015	1	-	-	-	-	1	2	-	1	1	-	-	1			6
		2016	2	1	-	-	-	-	-	-	-	-	-	-	3	200.0%	▲	3
	Uncontested Divorce	2015	7	10	15	14	8	10	10	8	5	6	6	-	32			99
		2016	2	7	9	-	-	-	-	-	-	-	-	-	18	-43.8%	▼	18
Criminal	Misdemeanor	2015	41	85	58	140	34	160	54	115	36	109	110	126	184			1,068
		2016	49	125	51	-	-	-	-	-	-	-	-	-	225	22.3%	▲	225
	Non-Capital Felonies and Related Matters	2015	111	92	217	172	148	121	121	278	91	181	146	106	420			1,784
		2016	249	159	162	-	-	-	-	-	-	-	-	-	570	35.7%	▲	570
Other	Other Criminally Related Matters	2015	6	2	8	10	1	7	7	16	4	4	8	4	16			77
		2016	4	9	6	-	-	-	-	-	-	-	-	-	19	18.8%	▲	19
	Miscellaneous	2015	40	52	58	45	35	40	49	41	57	62	42	56	150			577
		2016	73	92	159	-	-	-	-	-	-	-	-	-	324	116.0%	▲	324
	Other	2015	-	-	-	-	-	-	-	1	-	-	-	3	0			4

Court: Roanoke County Circuit

Start/End Date: Jan-15 / Mar-16

2015 Average Month: 383

Jan-Mar 2015: 1,013

Filings Trending: Upward ▲

Circuit/Court ID: 23

223161


Type of Case: Filings

2016 Average Month:472

Jan-Mar 2016 : 1,416

Overall AVG. Month: 401

Monthly Filings Summary

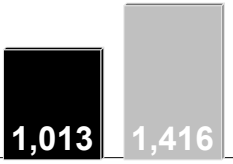


Jan 15-Mar 16

Totals

	2015	2016
Civil	828	197
Criminal	1,793	499
Other	1,980	720
Total	4,601	1,416

Jan --- Mar Filings



1,013 1,416

2015 2016

Jan --- Mar Filings

	2015	2016	% Change	Trending
Civil	236	197	-16.5%	▼
Criminal	317	499	57.4%	▲
Other	460	720	56.5%	▲
Total	1,013	1,416	39.8%	▲

			Jan	Feb	Mar	Apr	May	Jun	Jul	Aug	Sep	Oct	Nov	Dec	Thru Mar	% Change	Trending	Total
2015			365	321	327	385	342	378	400	429	364	387	374	529	1,013			4,601
2016			421	531	464	-	-	-	-	-	-	-	-	-	1,416	39.8%	▲	1,416

			Jan	Feb	Mar	Apr	May	Jun	Jul	Aug	Sep	Oct	Nov	Dec	Thru Mar	% Change	Trending	Total
Civil	Administrative Law	2015	-	1	1	-	-	1	1	1	2	-	-	-	2			7
		2016	2	-	-	-	-	-	-	-	-	-	-	-	2	0.0%	↔	2
	Contested Divorce	2015	12	10	14	8	12	7	9	13	12	8	10	7	36			122
		2016	8	12	15	-	-	-	-	-	-	-	-	-	35	-2.8%	▼	35
	Domestic and Family - Level 1	2015	9	3	26	15	13	5	5	6	21	12	3	5	38			123
		2016	8	15	8	-	-	-	-	-	-	-	-	-	31	-18.4%	▼	31
	Domestic and Family - Level 2	2015	3	3	7	7	5	8	2	2	1	4	4	2	13			48
		2016	-	2	5	-	-	-	-	-	-	-	-	-	7	-46.2%	▼	7
	General Civil - Level 1	2015	-	1	-	-	-	1	1	3	1	2	-	-	1			9
		2016	12	10	16	11	16	11	10	12	12	6	7	11	38			134
	General Civil - Level 2	2015	10	6	9	-	-	-	-	-	-	-	-	-	25	-34.2%	▼	25
		2016	10	6	9	-	-	-	-	-	-	-	-	-	25			25
	General Civil - Level 3	2015	15	7	4	3	6	6	9	6	7	7	6	4	26			80
		2016	2	20	6	-	-	-	-	-	-	-	-	-	28	7.7%	▲	28
	Probates/Wills and Trusts - Level 1	2015	2	-	-	1	1	-	-	-	-	-	-	1	2			5
		2016	1	1	-	-	-	-	-	-	-	-	-	-	2	0.0%	↔	2
	Probates/Wills and Trusts - Level 2	2015	9	6	7	2	13	1	3	4	4	3	2	8	22			62
		2016	4	1	4	-	-	-	-	-	-	-	-	-	9	-59.1%	▼	9
Criminal	Protective Orders	2015	-	-	-	-	-	-	1	-	-	-	-	-	0			1
		2016	-	-	-	-	-	-	-	-	-	-	-	-	-			-
	Uncontested Divorce	2015	17	17	24	19	18	30	22	15	18	18	22	17	58	0.0%	↔	237
		2016	12	23	23	-	-	-	-	-	-	-	-	-	58	0.0%	↔	58
	Misdemeanor	2015	9	17	19	43	35	45	29	49	30	21	51	39	45			387
		2016	21	54	45	-	-	-	-	-	-	-	-	-	120	166.7%	▲	120
	Non-Capital Felonies and Related Matters	2015	86	104	65	131	86	140	119	160	83	126	92	90	255			1,282
		2016	83	150	118	-	-	-	-	-	-	-	-	-	351	37.6%	▲	351
	Other Criminally Related Matters	2015	4	4	9	9	15	18	17	13	10	8	13	4	17			124
		2016	7	12	9	-	-	-	-	-	-	-	-	-	28	64.7%	▲	28
Other	Miscellaneous	2015	186	137	135	136	122	103	170	145	163	171	163	340	458			1,971
		2016	263	232	222	-	-	-	-	-	-	-	-	-	717	56.6%	▲	717
	Other	2015	1	1	-	-	-	2	2	-	-	1	1	1	2			9
		2016	-	3	-	-	-	-	-	-	-	-	-	-	3	50.0%	▲	3

Court: Roanoke Circuit

Start/End Date: Jan-15 / Mar-16

2015 Average Month: 424

Jan-Mar 2015: 1,272

Filings Trending: Upward ▲

Circuit/Court ID: 23

223770


Type of Case: Filings

2016 Average Month:482

Jan-Mar 2016 : 1,445

Overall AVG. Month: 436

Monthly Filings Summary



Jan 15-Mar 16

Totals

	2015	2016
Civil	1,146	288
Criminal	2,396	659
Other	1,547	498
Total	5,089	1,445

Jan --- Mar Filings

1,272

1,445

20152016

Jan --- Mar Filings

	2015	2016	% Change	Trending
Civil	262	288	9.9%	▲
Criminal	620	659	6.3%	▲
Other	390	498	27.7%	▲
Total	1,272	1,445	13.6%	▲

			Jan	Feb	Mar	Apr	May	Jun	Jul	Aug	Sep	Oct	Nov	Dec	Thru Mar	% Change	Trending	Total
2015			418	402	452	411	384	434	466	395	482	448	322	475	1,272			5,089
2016			428	469	548	-	-	-	-	-	-	-	-	-	1,445	13.6%	▲	1,445

			Jan	Feb	Mar	Apr	May	Jun	Jul	Aug	Sep	Oct	Nov	Dec	Thru Mar	% Change	Trending	Total
Civil	Administrative Law	2015	-	-	1	1	1	-	2	-	-	1	-	3	1			9
		2016	2	-	1	-	-	-	-	-	-	-	-	-	3	200.0%	▲	3
	Contested Divorce	2015	8	7	15	12	8	10	17	4	11	16	10	7	30			125
		2016	16	5	10	-	-	-	-	-	-	-	-	-	31	3.3%	▲	31
	Domestic and Family - Level 1	2015	2	11	10	26	11	18	11	5	45	24	6	25	23			194
		2016	6	8	8	-	-	-	-	-	-	-	-	-	22	-4.3%	▼	22
	Domestic and Family - Level 2	2015	6	2	4	2	4	3	1	2	2	2	2	2	12			32
		2016	2	4	7	-	-	-	-	-	-	-	-	-	13	8.3%	▲	13
	General Civil - Level 1	2015	5	6	5	5	6	3	2	1	3	8	2	3	16			49
		2016	12	6	9	-	-	-	-	-	-	-	-	-	27	68.8%	▲	27
	General Civil - Level 2	2015	29	12	21	13	24	26	26	19	17	26	19	25	62			257
		2016	23	19	32	-	-	-	-	-	-	-	-	-	74	19.4%	▲	74
	General Civil - Level 3	2015	6	7	5	8	14	4	12	11	10	7	17	11	18			112
		2016	6	9	9	-	-	-	-	-	-	-	-	-	24	33.3%	▲	24
	Probates/Wills and Trusts	2015	-	1	-	1	-	1	1	-	1	-	-	-	1			5
Criminal	Probates/Wills and Trusts - Level 2	2015	1	7	1	3	4	4	3	2	3	2	1	1	9			32
		2016	1	8	2	-	-	-	-	-	-	-	-	-	11	22.2%	▲	11
	Uncontested Divorce	2015	27	21	42	27	28	35	35	36	29	21	15	15	90			331
		2016	25	31	27	-	-	-	-	-	-	-	-	-	83	-7.8%	▼	83
	Misdemeanor	2015	30	27	21	26	22	45	29	21	26	32	25	25	78			329
		2016	20	28	26	-	-	-	-	-	-	-	-	-	74	-5.1%	▼	74
	Non-Capital Felonies and Related Matters	2015	150	162	191	147	125	173	161	163	165	165	109	164	503			1,875
		2016	137	183	225	-	-	-	-	-	-	-	-	-	545	8.3%	▲	545
	Other Criminally Related Matters	2015	19	9	11	18	16	23	18	15	24	10	13	16	39			192
		2016	17	15	8	-	-	-	-	-	-	-	-	-	40	2.6%	▲	40
Other	Miscellaneous	2015	130	128	122	122	116	84	119	113	145	132	99	177	380			1,487
		2016	161	151	182	-	-	-	-	-	-	-	-	-	494	30.0%	▲	494
	Other	2015	5	2	3	-	5	5	29	3	1	2	4	1	10			60
		2016	-	2	2	-	-	-	-	-	-	-	-	-	4	-60.0%	▼	4

Court: Salem Circuit

Start/End Date: Jan-15 / Mar-16

2015 Average Month: 117

Jan-Mar 2015: 316

Filings Trending: Upward ▲

Circuit/Court ID: 23

223775


Type of Case: Filings

2016 Average Month:156

Jan-Mar 2016 : 467

Overall AVG. Month: 124

Monthly Filings Summary

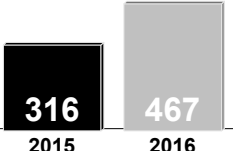


Jan 15-Mar 16

Totals

	2015	2016
Civil	232	64
Criminal	683	235
Other	484	168
Total	1,399	467

Jan --- Mar Filings



316 467

2015 2016

Jan --- Mar Filings

	2015	2016	% Change	Trending
Civil	54	64	18.5%	▲
Criminal	131	235	79.4%	▲
Other	131	168	28.2%	▲
Total	316	467	47.8%	▲


	Jan	Feb	Mar	Apr	May	Jun	Jul	Aug	Sep	Oct	Nov	Dec	Thru Mar	% Change	Trending	Total
2015	76	122	118	118	115	136	115	138	115	111	115	120	316			1,399
2016	160	144	163	-	-	-	-	-	-	-	-	-	467	47.8%	▲	467

			Jan	Feb	Mar	Apr	May	Jun	Jul	Aug	Sep	Oct	Nov	Dec	Thru Mar	% Change	Trending	Total
Civil	Contested Divorce	2015	4	6	2	5	1	10	4	10	5	1	2	4	12			54
		2016	5	1	6	-	-	-	-	-	-	-	-	-	12	0.0%	↔	12
	Domestic and Family - Lev	2015	-	-	-	-	1	-	-	-	-	-	-	-	0			1
	Domestic and Family - Level 2	2015	-	1	4	2	1	-	-	-	-	-	2	-	5	0.0%	↔	10
		2016	-	-	2	-	-	-	-	-	-	-	-	-	2	-60.0%	▼	2
	General Civil - Level 1	2015	1	-	1	1	1	-	2	-	-	-	-	1	2			7
		2016	-	1	-	-	-	-	-	-	-	-	-	-	1	-50.0%	▼	1
	General Civil - Level 2	2015	3	6	2	8	1	8	5	6	11	7	4	6	11			67
		2016	1	4	8	-	-	-	-	-	-	-	-	-	13	18.2%	▲	13
	General Civil - Level 3	2015	2	1	2	3	2	1	1	-	3	-	2	1	5			18
		2016	2	1	4	-	-	-	-	-	-	-	-	-	7	40.0%	▲	7
	Probates/Wills and Trusts - Level 2	2015	-	1	2	1	2	1	1	-	1	-	-	1	3			10
		2016	2	2	3	-	-	-	-	-	-	-	-	-	7	133.3%	▲	7
Criminal	Uncontested Divorce	2015	2	8	6	6	4	6	10	6	7	3	4	3	16			65
		2016	7	9	6	-	-	-	-	-	-	-	-	-	22	37.5%	▲	22
	Misdemeanor	2015	1	6	10	9	14	9	2	7	3	9	6	4	17			80
		2016	9	7	4	-	-	-	-	-	-	-	-	-	20	17.6%	▲	20
Criminal	Non-Capital Felonies and Related Matters	2015	19	49	41	40	63	78	68	62	39	44	41	31	109			575
		2016	69	63	73	-	-	-	-	-	-	-	-	-	205	88.1%	▲	205
	Other Criminally Related Matters	2015	3	2	-	1	2	2	2	7	1	2	5	1	5			28
		2016	4	3	3	-	-	-	-	-	-	-	-	-	10	100.0%	▲	10
Oth	Miscellaneous	2015	41	42	48	42	23	21	20	40	45	45	49	68	131			484
		2016	61	53	54	-	-	-	-	-	-	-	-	-	168	28.2%	▲	168

Court: Amherst Circuit
Start/End Date: Jan-15 / Mar-16
2015 Average Month: 172
Jan-Mar 2015: 438
Filings Trending: Upward ▲

Circuit/Court ID: 24
224009
Type of Case: Filings
2016 Average Month: 165
Jan-Mar 2016 : 495
Overall AVG. Month: 170

Monthly Filings Summary



Jan 15-Mar 16

Totals

	2015	2016
Civil	217	54
Criminal	900	105
Other	943	336
Total	2,060	495

Jan --- Mar Filings

438

495

2015

2016

Jan --- Mar Filings

	2015	2016	% Change	Trending
Civil	60	54	-10.0%	▼
Criminal	137	105	-23.4%	▼
Other	241	336	39.4%	▲
Total	438	495	13.0%	▲

	Jan	Feb	Mar	Apr	May	Jun	Jul	Aug	Sep	Oct	Nov	Dec	Thru Mar	% Change	Trending	Total
2015	133	164	141	227	111	188	154	174	109	298	103	258	438			2,060
2016	140	203	152	-	-	-	-	-	-	-	-	-	495	13.0%	▲	495

			Jan	Feb	<u>Mar</u>	Apr	May	Jun	Jul	Aug	Sep	Oct	Nov	Dec	Thru Mar	% Change	Trending	<u>Total</u>
Civil	Administrative Law	2015	-	-	-	-	1	-	-	-	1	-	-	-	0			2
		2016	-	1	-	-	-	-	-	-	-	-	-	-	-	1	0.0%	↔
	Contested Divorce	2015	3	-	2	1	-	2	4	2	-	3	-	3	5			20
		2016	3	2	2	-	-	-	-	-	-	-	-	-	7	40.0%	▲	7
	Domestic and Family - Level 1	2015	-	-	-	-	-	-	-	-	3	5	6	-	0			14
		2016	5	9	5	-	-	-	-	-	-	-	-	-	19	0.0%	↔	19
	Domestic and Family - Level 2	2015	1	1	-	2	3	-	-	-	-	-	-	-	2			7
		2016	-	-	3	-	-	-	-	-	-	-	-	-	3	50.0%	▲	3
	General Civil - Level 1	2015	1	-	-	-	1	-	-	-	1	-	-	-	1			4
		2016	2	4	8	6	6	4	6	5	5	5	5	2	14			58
	General Civil - Level 2	2015	1	3	1	-	-	-	-	-	-	-	-	-	5	-64.3%	▼	5
		2016	7	2	2	3	1	-	-	1	2	2	1	-	11			21
	General Civil - Level 3	2015	5	1	2	-	-	-	-	-	-	-	-	-	8	-27.3%	▼	8
		2016	-	1	-	-	-	-	-	-	-	-	-	-	1	-87.5%	▼	1
Probates/Wills and Trusts	2015	-	1	-	1	-	-	1	-	-	-	-	-	1			3	
	2016	5	1	2	-	1	-	1	-	-	-	-	-	8			10	
Probates/Wills and Trusts - Level 2	2015	-	1	-	-	-	-	-	-	-	-	-	-	1	-87.5%	▼	1	
	2016	4	7	7	8	11	7	6	6	5	6	3	8	18			78	
Uncontested Divorce	2015	1	3	6	-	-	-	-	-	-	-	-	-	10	-44.4%	▼	10	
	2016	8	12	6	32	6	29	15	24	5	23	4	28	26			192	
Criminal	Misdemeanor	2016	4	15	9	-	-	-	-	-	-	-	-	-	28	7.7%	▲	28
		2015	30	62	14	93	18	71	23	59	31	186	18	73	106			678
	Non-Capital Felonies and Related Matters	2016	1	46	19	-	-	-	-	-	-	-	-	-	66	-37.7%	▼	66
		2015	1	3	1	4	2	4	4	2	2	2	2	3	5			30
	Other Criminally Related Matters	2016	2	3	6	-	-	-	-	-	-	-	-	-	11	120.0%	▲	11
		2015	55	52	78	59	40	47	66	54	46	55	47	121	185			720
Other	Miscellaneous	2016	89	105	86	-	-	-	-	-	-	-	-	-	280	51.4%	▲	280
		2015	16	19	21	18	21	24	28	20	9	11	17	19	56			223
		2016	29	14	13	-	-	-	-	-	-	-	-	-	56	0.0%	↔	56

Court: Bedford Circuit

Start/End Date: Jan-15 / Mar-16

2015 Average Month: 315

Jan-Mar 2015: 828

Filings Trending: Upward ▲

Circuit/Court ID: 24

224019

Type of Case: Filings

2016 Average Month:458

Jan-Mar 2016 : 1,374

Overall AVG. Month: 344

Monthly Filings Summary

Jan 15-Mar 16

Totals

	2015	2016
Civil	639	174
Criminal	838	291
Other	2,303	909
Total	3,780	1,374

Jan --- Mar Filings

828 1,374

2015 2016

Jan --- Mar Filings

	2015	2016	% Change	Trending
Civil	188	174	-7.4%	▼
Criminal	198	291	47.0%	▲
Other	442	909	105.7%	▲
Total	828	1,374	65.9%	▲

	Jan	Feb	Mar	Apr	May	Jun	Jul	Aug	Sep	Oct	Nov	Dec	Thru Mar	% Change	Trending	Total
2015	252	278	298	274	265	286	283	302	363	330	277	572	828			3,780
2016	461	501	412	-	-	-	-	-	-	-	-	-	1,374	65.9%	▲	1,374

			Jan	Feb	Mar	Apr	May	Jun	Jul	Aug	Sep	Oct	Nov	Dec	Thru Mar	% Change	Trending	Total
Civil	Administrative Law	2016	-	-	1	-	-	-	-	-	-	-	-	-	1			1
	Contested Divorce	2015	7	11	13	6	11	9	5	4	8	5	8	6	31			93
		2016	7	9	6	-	-	-	-	-	-	-	-	-	22	-29.0%	▼	22
	Domestic and Family - Level 1	2015	8	6	11	6	3	9	13	10	9	4	3	11	25			93
		2016	2	20	12	-	-	-	-	-	-	-	-	-	34	36.0%	▲	34
	Domestic and Family - Level 2	2015	1	4	4	3	6	5	5	6	3	8	6	2	9			53
		2016	2	6	5	-	-	-	-	-	-	-	-	-	13	44.4%	▲	13
	General Civil - Level 1	2015	-	-	1	-	-	1	-	-	-	1	1	-	1			4
		2016	-	-	1	-	-	-	-	-	-	-	-	-	1	0.0%	↔	1
	General Civil - Level 2	2015	10	8	14	6	11	16	6	14	9	7	4	9	32			114
		2016	7	12	12	-	-	-	-	-	-	-	-	-	31	-3.1%	▼	31
	General Civil - Level 3	2015	7	9	4	-	5	2	3	10	6	4	3	2	20			55
		2016	6	4	8	-	-	-	-	-	-	-	-	-	18	-10.0%	▼	18
	Probates/Wills and Trusts	2015	-	-	-	1	1	-	-	1	-	2	1	-	0			6
Criminal	Probates/Wills and Trusts - Level 2	2015	7	4	3	2	1	6	4	5	3	1	4	1	14	0.0%	↔	41
		2016	3	4	3	-	-	-	-	-	-	-	-	-	10	-28.6%	▼	10
	Uncontested Divorce	2015	12	19	25	23	14	16	16	12	13	11	10	9	56			180
		2016	15	11	18	-	-	-	-	-	-	-	-	-	44	-21.4%	▼	44
Criminal	Misdemeanor	2015	9	15	11	8	16	10	16	5	10	29	14	12	35			155
		2016	19	32	21	-	-	-	-	-	-	-	-	-	72	105.7%	▲	72
	Non-Capital Felonies and Related Matters	2015	31	48	54	47	35	48	53	41	86	43	30	35	133			551
		2016	39	96	65	-	-	-	-	-	-	-	-	-	200	50.4%	▲	200
Other	Other Criminally Related Matters	2015	17	7	6	10	8	12	10	10	14	10	23	5	30			132
		2016	11	5	3	-	-	-	-	-	-	-	-	-	19	-36.7%	▼	19
	Miscellaneous	2015	143	145	152	161	153	152	151	184	202	203	169	478	440			2,293
		2016	350	301	256	-	-	-	-	-	-	-	-	-	907	106.1%	▲	907
Other	Other	2015	-	2	-	1	1	-	1	-	-	2	1	2	2			10
		2016	-	1	1	-	-	-	-	-	-	-	-	-	2	0.0%	↔	2

Court: Campbell Circuit

Start/End Date: Jan-15 / Mar-16

2015 Average Month: 260

Jan-Mar 2015: 731

Filings Trending: Upward ▲

Circuit/Court ID: 24

224031


Type of Case: Filings

2016 Average Month:314

Jan-Mar 2016 : 941

Overall AVG. Month: 271

Monthly Filings Summary



Jan 15-Mar 16

Totals

	2015	2016
Civil	493	126
Criminal	1,148	233
Other	1,484	582
Total	3,125	941

Jan --- Mar Filings

731

941

2015

2016

Jan --- Mar Filings

	2015	2016	% Change	Trending
Civil	132	126	-4.5%	▼
Criminal	274	233	-15.0%	▼
Other	325	582	79.1%	▲
Total	731	941	28.7%	▲

			Jan	Feb	Mar	Apr	May	Jun	Jul	Aug	Sep	Oct	Nov	Dec	Thru Mar	% Change	Trending	Total
2015			240	241	250	196	237	217	265	229	281	203	284	482	731			3,125
2016			311	276	354	-	-	-	-	-	-	-	-	-	941	28.7%	▲	941

			Jan	Feb	Mar	Apr	May	Jun	Jul	Aug	Sep	Oct	Nov	Dec	Thru Mar	% Change	Trending	Total
Civil	Contested Divorce	2015	3	9	5	5	6	7	4	3	8	3	6	6	17			65
		2016	1	8	3	-	-	-	-	-	-	-	-	-	12	-29.4%	▼	12
	Domestic and Family - Level 1	2015	4	8	1	6	3	7	5	8	1	6	1	12	13			62
		2016	4	2	14	-	-	-	-	-	-	-	-	-	20	53.8%	▲	20
	Domestic and Family - Level 2	2015	1	4	3	5	1	5	4	1	1	1	7	-	8			33
		2016	1	-	3	-	-	-	-	-	-	-	-	-	4	-50.0%	▼	4
	General Civil - Level 1	2015	-	-	-	1	1	-	-	-	2	1	1	-	0			6
		2016	-	-	2	-	-	-	-	-	-	-	-	-	2	0.0%	↔	2
	General Civil - Level 2	2015	14	9	6	13	13	9	10	11	14	3	7	11	29			120
		2016	6	9	3	-	-	-	-	-	-	-	-	-	18	-37.9%	▼	18
	General Civil - Level 3	2015	3	3	16	6	4	3	4	3	11	3	6	6	22			68
		2016	12	1	1	-	-	-	-	-	-	-	-	-	14	-36.4%	▼	14
	Probates/Wills and Trusts - Level 1	2015	-	-	1	-	-	-	-	-	-	-	1	-	1			2
		2016	1	-	3	-	-	-	-	-	-	-	-	-	4	300.0%	▲	4
	Probates/Wills and Trusts - Level 2	2015	-	-	1	-	1	1	3	1	-	1	-	-	1			8
		2016	2	3	5	-	-	-	-	-	-	-	-	-	10	900.0%	▲	10
Criminal	Protective Orders	2015	-	-	-	-	-	1	-	-	-	-	-	-	0			1
		2016	1	-	-	-	-	-	-	-	-	-	-	-	1	0.0%	↔	1
	Uncontested Divorce	2015	8	15	18	13	8	10	9	4	14	9	10	10	41			128
		2016	14	9	18	-	-	-	-	-	-	-	-	-	41	0.0%	↔	41
	Misdemeanor	2015	20	23	30	15	23	24	33	27	28	28	35	35	73			321
		2016	22	26	41	-	-	-	-	-	-	-	-	-	89	21.9%	▲	89
Other	Non-Capital Felonies and Related Matters	2015	77	65	48	46	81	57	95	47	69	33	83	70	190			771
		2016	49	25	62	-	-	-	-	-	-	-	-	-	136	-28.4%	▼	136
	Other Criminally Related Matters	2015	5	2	4	3	3	12	5	6	9	3	1	3	11			56
		2016	1	1	6	-	-	-	-	-	-	-	-	-	8	-27.3%	▼	8
	Miscellaneous	2015	104	103	115	82	92	81	90	112	124	112	125	327	322			1,467
		2016	193	190	185	-	-	-	-	-	-	-	-	-	568	76.4%	▲	568
	Other	2015	1	-	2	1	1	-	3	6	-	-	1	2	3			17
			2016	4	2	8	-	-	-	-	-	-	-	-	14	366.7%	▲	14

Court: Nelson Circuit

Start/End Date: Jan-15 / Mar-16

2015 Average Month: 89

Jan-Mar 2015: 263

Filings Trending: Downward ▼

Circuit/Court ID: 24

224125

Type of Case: Filings

2016 Average Month:85

Jan-Mar 2016 : 256

Overall AVG. Month: 88

Monthly Filings Summary

Jan 15-Mar 16

Totals

	2015	2016
Civil	323	43
Criminal	397	102
Other	349	111
Total	1,069	256

Jan --- Mar Filings

263

256

2015

2016

Jan --- Mar Filings

	2015	2016	% Change	Trending
Civil	105	43	-59.0%	▼
Criminal	78	102	30.8%	▲
Other	80	111	38.8%	▲
Total	263	256	-2.7%	▼

	Jan	Feb	Mar	Apr	May	Jun	Jul	Aug	Sep	Oct	Nov	Dec	Thru Mar	% Change	Trending	Total
2015	137	70	56	71	112	112	97	103	93	65	73	80	263			1,069
2016	79	90	87	-	-	-	-	-	-	-	-	-	256	-2.7%	▼	256

			Jan	Feb	Mar	Apr	May	Jun	Jul	Aug	Sep	Oct	Nov	Dec	Thru Mar	% Change	Trending	Total
Civil	Administrative Law	2015	-	-	-	-	-	-	1	-	-	-	-	-	0			1
	Contested Divorce	2015	-	2	3	10	4	6	4	2	8	2	6	1	5	0.0%	↔	48
		2016	1	-	4	-	-	-	-	-	-	-	-	-	5	0.0%	↔	5
	Domestic and Family - Lev	2015	-	2	-	1	3	1	1	1	-	3	3	1	2			16
	Domestic and Family - Level 2	2015	-	-	-	1	1	-	-	-	1	-	-	5	0			8
		2016	-	-	2	-	-	-	-	-	-	-	-	-	2	0.0%	↔	2
	General Civil - Level 1	2015	-	-	2	-	-	-	-	-	-	-	-	-	2			2
	General Civil - Level 2	2015	50	3	6	2	3	28	10	29	2	2	3	-	59			138
		2016	1	12	4	-	-	-	-	-	-	-	-	-	17	-71.2%	▼	17
	General Civil - Level 3	2015	16	10	-	1	-	3	-	1	2	2	4	-	26			39
		2016	1	4	1	-	-	-	-	-	-	-	-	-	6	-76.9%	▼	6
	Probates/Wills and Trusts	2015	-	-	-	-	-	-	-	-	-	-	1	1	0			2
	Probates/Wills and Trusts	2015	-	-	-	-	1	1	-	-	-	-	1	-	0	0.0%	↔	3
Criminal	Uncontested Divorce	2015	2	3	6	6	5	11	7	7	12	-	5	2	11	0.0%	↔	66
		2016	2	5	6	-	-	-	-	-	-	-	-	-	13	18.2%	▲	13
	Misdemeanor	2015	2	1	5	1	15	17	26	14	6	5	6	3	8			101
		2016	13	8	14	-	-	-	-	-	-	-	-	-	35	337.5%	▲	35
Other	Non-Capital Felonies and Related Matters	2015	19	21	6	13	53	10	22	17	14	12	7	9	46			203
		2016	15	23	19	-	-	-	-	-	-	-	-	-	57	23.9%	▲	57
	Other Criminally Related Matters	2015	24	-	-	9	11	8	3	4	27	2	4	1	24			93
		2016	1	1	8	-	-	-	-	-	-	-	-	-	10	-58.3%	▼	10
Other	Miscellaneous	2015	23	27	28	27	15	27	22	27	21	36	33	55	78			341
		2016	45	37	29	-	-	-	-	-	-	-	-	-	111	42.3%	▲	111
	Other	2015	1	1	-	-	1	-	1	1	-	1	-	2	2			8

Court: Lynchburg Circuit

Start/End Date: Jan-15 / Mar-16

2015 Average Month: 356

Jan-Mar 2015: 1,029

Filings Trending: Upward ▲

Circuit/Court ID: 24

224680


Type of Case: Filings

2016 Average Month:453

Jan-Mar 2016 : 1,359

Overall AVG. Month: 376

Monthly Filings Summary

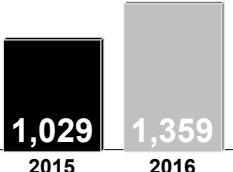


Jan 15-Mar 16

Totals

	2015	2016
Civil	954	280
Criminal	2,136	664
Other	1,187	415
Total	4,277	1,359

Jan --- Mar Filings



1,029 2015 1,359 2016

Jan --- Mar Filings

	2015	2016	% Change	Trending
Civil	224	280	25.0%	▲
Criminal	515	664	28.9%	▲
Other	290	415	43.1%	▲
Total	1,029	1,359	32.1%	▲

			Jan	Feb	Mar	Apr	May	Jun	Jul	Aug	Sep	Oct	Nov	Dec	Thru Mar	% Change	Trending	Total
2015			368	334	327	335	295	304	403	309	421	397	282	502	1,029			4,277
2016			412	510	437	-	-	-	-	-	-	-	-	-	1,359	32.1%	▲	1,359

			Jan	Feb	Mar	Apr	May	Jun	Jul	Aug	Sep	Oct	Nov	Dec	Thru Mar	% Change	Trending	Total
Civil	Administrative Law	2015	-	-	-	-	1	-	-	-	-	-	-	-	0			1
		2016	1	-	1	-	-	-	-	-	-	-	-	-	2	0.0%	↔	2
	Contested Divorce	2015	8	11	12	10	10	12	10	14	3	7	7	11	31			115
		2016	8	14	10	-	-	-	-	-	-	-	-	-	32	3.2%	▲	32
	Domestic and Family - Level 1	2015	6	15	17	42	32	11	6	15	50	22	11	22	38			249
		2016	39	33	10	-	-	-	-	-	-	-	-	-	82	115.8%	▲	82
	Domestic and Family - Level 2	2015	2	1	4	4	3	1	1	1	2	4	1	2	7			26
		2016	2	15	3	-	-	-	-	-	-	-	-	-	20	185.7%	▲	20
	General Civil - Level 1	2015	4	2	3	2	-	3	4	3	8	-	1	4	9			34
		2016	1	-	2	-	-	-	-	-	-	-	-	-	3	-66.7%	▼	3
	General Civil - Level 2	2015	11	14	11	15	15	11	10	12	21	9	11	4	36			144
		2016	14	15	13	-	-	-	-	-	-	-	-	-	42	16.7%	▲	42
	General Civil - Level 3	2015	8	8	6	7	7	7	4	5	11	8	3	4	22			78
		2016	5	8	5	-	-	-	-	-	-	-	-	-	18	-18.2%	▼	18
	Probates/Wills and Trusts - Level 1	2015	1	-	-	-	-	-	-	-	-	-	-	-	1			1
		2016	-	-	1	-	-	-	-	-	-	-	-	-	1	0.0%	↔	1
	Probates/Wills and Trusts - Level 2	2015	3	3	-	2	4	1	1	2	3	2	2	2	6			25
		2016	1	2	5	-	-	-	-	-	-	-	-	-	8	33.3%	▲	8
	Protective Orders	2015	-	-	-	-	-	1	-	-	-	-	-	-	0			1
		2016	-	4	-	-	-	-	-	-	-	-	-	-	4	0.0%	↔	4
	Uncontested Divorce	2015	25	25	24	27	31	27	22	24	15	18	24	18	74			280
		2016	12	30	26	-	-	-	-	-	-	-	-	-	68	-8.1%	▼	68
Criminal	Misdemeanor	2015	64	31	28	21	33	33	57	36	50	61	40	26	123			480
		2016	40	65	61	-	-	-	-	-	-	-	-	-	166	35.0%	▲	166
	Non-Capital Felonies and Related Matters	2015	132	125	110	113	83	98	189	112	130	175	87	180	367			1,534
		2016	144	177	157	-	-	-	-	-	-	-	-	-	478	30.2%	▲	478
	Other Criminally Related Matters	2015	3	15	7	9	9	15	8	12	17	12	6	9	25			122
		2016	2	5	13	-	-	-	-	-	-	-	-	-	20	-20.0%	▼	20
Other	Miscellaneous	2015	98	81	98	81	65	80	89	69	108	75	84	218	277			1,146
		2016	142	142	128	-	-	-	-	-	-	-	-	-	412	48.7%	▲	412
	Other	2015	3	3	7	2	2	4	2	4	3	4	5	2	13			41
		2016	1	-	2	-	-	-	-	-	-	-	-	-	3	-76.9%	▼	3

Court: Alleghany Circuit

Start/End Date: Jan-15 / Mar-16

2015 Average Month: 155

Jan-Mar 2015: 455

Filings Trending: Upward ▲

Circuit/Court ID: 25

225005

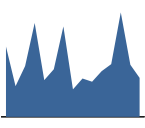
Type of Case: Filings

2016 Average Month:196

Jan-Mar 2016 : 587

Overall AVG. Month: 163

Monthly Filings Summary



Jan 15-Mar 16

Totals

	2015	2016
Civil	199	46
Criminal	1,052	336
Other	607	205
Total	1,858	587

Jan --- Mar Filings

455

2015

587

2016

Jan --- Mar Filings

	2015	2016	% Change	Trending
Civil	47	46	-2.1%	▼
Criminal	257	336	30.7%	▲
Other	151	205	35.8%	▲
Total	455	587	29.0%	▲

	Jan	Feb	Mar	Apr	May	Jun	Jul	Aug	Sep	Oct	Nov	Dec	Thru Mar	% Change	Trending	Total
2015	211	92	152	282	110	143	271	82	115	105	137	158	455			1,858
2016	314	156	117	-	-	-	-	-	-	-	-	-	587	29.0%	▲	587

			Jan	Feb	Mar	Apr	May	Jun	Jul	Aug	Sep	Oct	Nov	Dec	Thru Mar	% Change	Trending	Total
Civil	Administrative Law	2015	-	-	-	-	-	-	1	-	-	-	-	-	0			1
	Contested Divorce	2015	-	6	2	-	3	2	2	2	-	-	4	-	8	0.0%	↔	21
		2016	-	3	3	-	-	-	-	-	-	-	-	-	6	-25.0%	▼	6
	Domestic and Family - Level 1	2015	-	1	5	1	-	2	-	-	-	1	-	-	6			10
		2016	-	1	1	-	-	-	-	-	-	-	-	-	2	-66.7%	▼	2
	Domestic and Family - Level 2	2015	-	1	1	3	1	2	-	-	-	4	1	1	2			14
		2016	2	-	1	-	-	-	-	-	-	-	-	-	3	50.0%	▲	3
	General Civil - Level 1	2015	2	-	-	1	1	2	-	-	1	-	3	-	2			10
	General Civil - Level 2	2015	1	2	4	1	2	4	3	1	2	4	5	1	7			30
		2016	-	5	1	-	-	-	-	-	-	-	-	-	6	-14.3%	▼	6
	General Civil - Level 3	2015	2	-	-	1	1	8	11	4	1	3	6	-	2			37
		2016	6	-	1	-	-	-	-	-	-	-	-	-	7	250.0%	▲	7
Criminal	Probates/Wills and Trusts - Level 2	2015	1	1	-	2	2	-	-	1	1	-	-	-	2			8
		2016	-	1	2	-	-	-	-	-	-	-	-	-	3	50.0%	▲	3
	Uncontested Divorce	2015	2	4	12	5	11	7	5	3	4	6	5	4	18			68
		2016	5	8	6	-	-	-	-	-	-	-	-	-	19	5.6%	▲	19
Criminal	Misdemeanor	2015	29	9	28	15	8	15	21	6	14	6	15	16	66			182
		2016	20	10	9	-	-	-	-	-	-	-	-	-	39	-40.9%	▼	39
	Non-Capital Felonies and Related Matters	2015	131	9	44	228	44	56	183	21	29	22	45	34	184			846
		2016	229	40	27	-	-	-	-	-	-	-	-	-	296	60.9%	▲	296
Other	Other Criminally Related Matters	2015	6	1	-	2	3	1	1	1	4	1	1	3	7			24
		2016	1	-	-	-	-	-	-	-	-	-	-	-	1	-85.7%	▼	1
	Miscellaneous	2015	37	58	55	23	33	44	44	42	58	57	52	96	150			599
		2016	50	87	57	-	-	-	-	-	-	-	-	-	194	29.3%	▲	194
	Other	2015	-	-	1	-	1	-	-	1	1	1	-	3	1			8
		2016	1	1	9	-	-	-	-	-	-	-	-	-	11	1,000.0%	▲	11

Court: Augusta Circuit

Start/End Date: Jan-15 / Mar-16

2015 Average Month: 337

Jan-Mar 2015: 1,011

Filings Trending: Upward ▲

Circuit/Court ID: 25

225015


Type of Case: Filings

2016 Average Month: 410

Jan-Mar 2016 : 1,229

Overall AVG. Month: 352

Monthly Filings Summary




Jan 15-Mar 16

Totals

	2015	2016
Civil	584	129
Criminal	1,614	417
Other	1,849	683
Total	4,047	1,229

Jan --- Mar Filings



1,011 2015 1,229 2016

Jan --- Mar Filings

	2015	2016	% Change	Trending
Civil	148	129	-12.8%	▼
Criminal	430	417	-3.0%	▼
Other	433	683	57.7%	▲
Total	1,011	1,229	21.6%	▲

	Jan	Feb	Mar	Apr	May	Jun	Jul	Aug	Sep	Oct	Nov	Dec	Thru Mar	% Change	Trending	Total
2015	433	261	317	336	287	295	343	335	333	273	353	481	1,011			4,047
2016	387	355	487	-	-	-	-	-	-	-	-	-	1,229	21.6%	▲	1,229

			Jan	Feb	Mar	Apr	May	Jun	Jul	Aug	Sep	Oct	Nov	Dec	Thru Mar	% Change	Trending	Total
Civil	Administrative Law	2015	-	-	1	-	1	-	2	-	2	-	-	-	1			6
		2016	1	1	-	-	-	-	-	-	-	-	-	-	2	100.0%	▲	2
	Contested Divorce	2015	6	7	5	5	3	5	9	5	8	5	2	4	18			64
		2016	7	10	9	-	-	-	-	-	-	-	-	-	26	44.4%	▲	26
	Domestic and Family - Level 1	2015	11	6	21	12	9	7	15	10	9	15	16	1	38			132
		2016	-	11	2	-	-	-	-	-	-	-	-	-	13	-65.8%	▼	13
	Domestic and Family - Level 2	2015	1	8	11	7	9	3	5	4	7	8	3	6	20			72
		2016	5	4	3	-	-	-	-	-	-	-	-	-	12	-40.0%	▼	12
	General Civil - Level 1	2015	-	-	-	-	1	-	-	-	-	-	-	-	0			1
		2016	2	1	1	-	-	-	-	-	-	-	-	-	4	0.0%	↔	4
	General Civil - Level 2	2015	8	7	10	6	5	13	13	23	3	10	4	2	25			104
		2016	4	4	8	-	-	-	-	-	-	-	-	-	16	-36.0%	▼	16
	General Civil - Level 3	2015	5	1	1	5	7	6	3	8	5	4	8	4	7			57
		2016	-	4	3	-	-	-	-	-	-	-	-	-	7	0.0%	↔	7
Criminal	Probates/Wills and Trusts	2015	1	-	-	-	-	-	-	-	-	-	-	-	1			1
	Probates/Wills and Trusts - Level 2	2015	1	1	-	-	1	-	-	2	1	2	1	-	2			9
		2016	-	3	2	-	-	-	-	-	-	-	-	-	5	150.0%	▲	5
	Uncontested Divorce	2015	11	12	13	15	19	4	10	14	9	7	8	16	36			138
		2016	15	12	17	-	-	-	-	-	-	-	-	-	44	22.2%	▲	44
	Capital Murder	2015	1	-	-	-	-	-	-	-	-	-	-	-	1			1
Other	Misdemeanor	2015	17	9	8	17	3	6	18	18	13	21	10	9	34			149
		2016	19	11	19	-	-	-	-	-	-	-	-	-	49	44.1%	▲	49
	Non-Capital Felonies and Related Matters	2015	219	67	105	121	84	126	123	125	146	88	139	99	391			1,442
		2016	89	83	189	-	-	-	-	-	-	-	-	-	361	-7.7%	▼	361
	Other Criminally Related Matters	2015	1	2	1	3	4	2	-	2	3	2	2	-	4			22
		2016	2	2	3	-	-	-	-	-	-	-	-	-	7	75.0%	▲	7
Other	Miscellaneous	2015	134	128	128	128	129	114	129	117	120	103	152	306	390			1,688
		2016	226	202	223	-	-	-	-	-	-	-	-	-	651	66.9%	▲	651
	Other	2015	17	13	13	17	12	9	16	7	7	8	8	34	43			161
		2016	17	7	8	-	-	-	-	-	-	-	-	-	32	-25.6%	▼	32

Court: Bath Circuit

Start/End Date: Jan-15 / Mar-16

2015 Average Month: 23

Jan-Mar 2015: 72

Filings Trending: Upward ▲

Circuit/Court ID: 25

225017


Type of Case: Filings

2016 Average Month:29

Jan-Mar 2016 : 87

Overall AVG. Month: 24

Monthly Filings Summary



Jan 15-Mar 16

Totals

	2015	2016
Civil	40	10
Criminal	92	11
Other	139	66
Total	271	87

Jan --- Mar Filings

72

87

2015

2016

Jan --- Mar Filings

	2015	2016	% Change	Trending
Civil	7	10	42.9%	▲
Criminal	23	11	-52.2%	▼
Other	42	66	57.1%	▲
Total	72	87	20.8%	▲

	Jan	Feb	Mar	Apr	May	Jun	Jul	Aug	Sep	Oct	Nov	Dec	Thru Mar	% Change	Trending	Total
2015	32	29	11	18	11	39	18	15	45	16	15	22	72			271
2016	31	26	30	-	-	-	-	-	-	-	-	-	87	20.8%	▲	87

			Jan	Feb	Mar	Apr	May	Jun	Jul	Aug	Sep	Oct	Nov	Dec	Thru Mar	% Change	Trending	Total
Civil	Contested Divorce	2015	1	1	1	1	1	-	-	1	-	1	1	-	3			8
		2016	-	1	-	-	-	-	-	-	-	-	-	-	1	-66.7%	▼	1
	Domestic and Family - Lev	2016	-	-	1	-	-	-	-	-	-	-	-	-	1			1
		2015	-	-	-	-	-	-	-	-	-	1	-	-	0			1
	Domestic and Family - Level 2	2016	-	-	2	-	-	-	-	-	-	-	-	-	2	0.0%	↔	2
		2015	-	-	1	-	-	-	-	-	-	1	1	-	1	0.0%	↔	3
	General Civil - Level 1	2016	-	-	1	-	-	-	-	-	-	-	-	-	1	0.0%	↔	1
		2015	-	1	-	2	-	1	1	-	4	1	2	1	1			13
	General Civil - Level 2	2016	-	-	1	-	-	-	-	-	-	-	-	-	1	0.0%	↔	1
		2015	-	-	-	-	-	-	-	-	-	1	1	-	0			2
	General Civil - Level 3	2016	-	1	-	-	-	-	-	-	-	-	-	-	1	0.0%	↔	1
		2015	-	-	-	-	-	-	-	-	-	1	1	-	1	0.0%	↔	3
Criminal	Probates/Wills and Trusts - Level 2	2015	1	-	-	1	-	-	-	1	-	-	-	-	1			1
		2016	-	1	-	-	-	-	-	-	-	-	-	-	1	0.0%	↔	1
	Uncontested Divorce	2015	1	-	-	-	2	1	-	2	2	1	-	1	1			10
		2016	1	-	1	-	-	-	-	-	-	-	-	-	2	100.0%	▲	2
	Misdemeanor	2015	-	-	-	3	-	3	2	-	2	-	-	3	0			13
		2016	2	-	-	-	-	-	-	-	-	-	-	-	2	0.0%	↔	2
	Non-Capital Felonies and Related Matters	2015	22	-	-	3	-	24	2	2	20	-	-	4	22			77
		2016	7	-	2	-	-	-	-	-	-	-	-	-	9	-59.1%	▼	9
	Other Criminally Related M	2015	1	-	-	-	-	1	-	-	-	-	-	-	1			2
		2016	-	-	-	-	-	-	-	-	-	-	-	-	-			-
	Miscellaneous	2015	6	27	9	8	8	9	13	9	17	10	10	13	42			139
		2016	21	23	22	-	-	-	-	-	-	-	-	-	66	57.1%	▲	66

Court: Botetourt Circuit

Start/End Date: Jan-15 / Mar-16

2015 Average Month: 162

Jan-Mar 2015: 478

Filings Trending: Upward ▲

Circuit/Court ID: 25

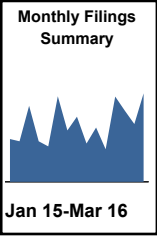
225023

Type of Case: Filings

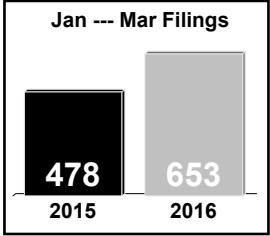
2016 Average Month:218

Jan-Mar 2016 : 653

Overall AVG. Month: 173



	Totals	
	2015	2016
Civil	257	76
Criminal	826	233
Other	861	344
Total	1,944	653



	Jan --- Mar Filings			
	2015	2016	% Change	Trending
Civil	78	76	-2.6%	▼
Criminal	208	233	12.0%	▲
Other	192	344	79.2%	▲
Total	478	653	36.6%	▲

	Jan	Feb	Mar	Apr	May	Jun	Jul	Aug	Sep	Oct	Nov	Dec	Thru Mar	% Change	Trending	Total
2015	128	122	228	122	106	257	154	195	115	163	98	256	478			1,944
2016	214	173	266	-	-	-	-	-	-	-	-	-	653	36.6%	▲	653

			Jan	Feb	Mar	Apr	May	Jun	Jul	Aug	Sep	Oct	Nov	Dec	Thru Mar	% Change	Trending	Total
Civil	Administrative Law	2015	-	1	-	-	-	-	1	1	-	-	-	1	1			4
		2016	-	1	-	-	-	-	-	-	-	-	-	-	1	0.0%	↔	1
	Contested Divorce	2015	5	4	1	2	5	1	5	6	3	2	-	3	10			37
		2016	3	8	4	-	-	-	-	-	-	-	-	-	15	50.0%	▲	15
	Domestic and Family - Level 1	2015	2	6	14	3	2	3	10	9	4	2	-	-	22			55
		2016	6	2	13	-	-	-	-	-	-	-	-	-	21	-4.5%	▼	21
	Domestic and Family - Lev	2015	-	-	1	-	1	-	-	1	-	-	-	2	1			5
		2016	-	-	-	-	-	-	-	-	-	-	-	-	-			-
	General Civil - Level 1	2015	1	-	-	-	1	-	-	-	-	-	-	-	1			2
		2016	-	-	-	-	-	-	-	-	-	-	-	-	-			-
	General Civil - Level 2	2015	8	1	6	4	3	11	1	3	2	1	3	1	15			44
		2016	7	3	5	-	-	-	-	-	-	-	-	-	15	0.0%	↔	15
	General Civil - Level 3	2015	1	3	3	4	3	3	2	1	3	3	2	2	7			30
		2016	2	1	6	-	-	-	-	-	-	-	-	-	9	28.6%	▲	9
Criminal	Probates/Wills and Trusts	2015	1	-	1	-	-	-	-	1	-	-	-	-	2			3
		2016	-	2	-	1	-	1	-	-	-	2	1	-	2			7
	Probates/Wills and Trusts - Level 2	2015	-	1	-	-	-	-	-	-	-	-	-	-	1	-50.0%	▼	1
		2016	-	-	-	-	-	-	-	-	-	-	-	-	-			-
	Uncontested Divorce	2015	7	4	6	6	10	5	3	5	6	9	5	4	17			70
		2016	6	2	6	-	-	-	-	-	-	-	-	-	14	-17.6%	▼	14
Other	Misdemeanor	2015	17	12	24	9	13	32	8	32	9	9	7	17	53			189
		2016	11	7	21	-	-	-	-	-	-	-	-	-	39	-26.4%	▼	39
	Non-Capital Felonies and Related Matters	2015	24	21	90	33	24	143	61	53	17	41	18	60	135			585
		2016	51	21	103	-	-	-	-	-	-	-	-	-	175	29.6%	▲	175
	Other Criminally Related Matters	2015	5	11	4	5	6	1	2	4	1	7	3	3	20			52
		2016	7	8	4	-	-	-	-	-	-	-	-	-	19	-5.0%	▼	19
	Miscellaneous	2015	57	57	78	55	38	57	61	79	70	87	59	163	192			861
		2016	121	119	104	-	-	-	-	-	-	-	-	-	344	79.2%	▲	344

Court: Craig Circuit

Start/End Date: Jan-15 / Mar-16

2015 Average Month: 29

Jan-Mar 2015: 66

Filings Trending: Upward ▲

Circuit/Court ID: 25

225045


Type of Case: Filings

2016 Average Month:30

Jan-Mar 2016 : 89

Overall AVG. Month: 29

Monthly Filings Summary

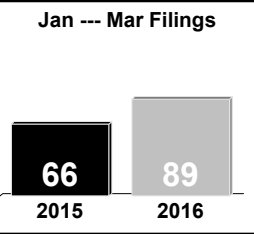


Jan 15-Mar 16

Totals

	2015	2016
Civil	39	11
Criminal	64	13
Other	241	65
Total	344	89

Jan --- Mar Filings



66 89

2015 2016

Jan --- Mar Filings

	2015	2016	% Change	Trending
Civil	4	11	175.0%	▲
Criminal	14	13	-7.1%	▼
Other	48	65	35.4%	▲
Total	66	89	34.8%	▲

	Jan	Feb	Mar	Apr	May	Jun	Jul	Aug	Sep	Oct	Nov	Dec	Thru Mar	% Change	Trending	Total
2015	23	24	19	31	25	31	19	28	35	39	30	40	66			344
2016	26	34	29	-	-	-	-	-	-	-	-	-	89	34.8%	▲	89

			Jan	Feb	Mar	Apr	May	Jun	Jul	Aug	Sep	Oct	Nov	Dec	Thru Mar	% Change	Trending	Total
Civil	Contested Divorce	2015	-	1	-	2	-	1	-	-	2	1	-	1	1			8
		2016	-	2	-	-	-	-	-	-	-	-	-	-	2	100.0%	▲	2
	Domestic and Family - Level 1	2015	-	-	-	2	-	4	1	3	-	-	1	-	0			11
		2016	-	1	-	-	-	-	-	-	-	-	-	-	1	0.0%	↔	1
	General Civil - Level 1	2015	-	-	-	-	-	-	-	-	-	1	-	-	0			1
	General Civil - Level 2	2015	-	-	1	-	-	1	1	-	1	1	-	1	1	0.0%	↔	6
		2016	1	1	-	-	-	-	-	-	-	-	-	-	2	100.0%	▲	2
	General Civil - Level 3	2015	-	-	-	-	-	-	1	1	-	-	-	-	0			2
		2016	-	-	1	-	-	-	-	-	-	-	-	-	1	0.0%	↔	1
	Probates/Wills and Trusts - Level 2	2015	-	-	-	-	-	-	-	-	-	-	-	1	0			1
Criminal		2016	-	1	-	-	-	-	-	-	-	-	-	-	1	0.0%	↔	1
	Uncontested Divorce	2015	1	-	1	1	2	1	-	2	-	1	-	1	2			10
		2016	1	2	1	-	-	-	-	-	-	-	-	-	4	100.0%	▲	4
	Misdemeanor	2015	1	2	-	7	1	3	1	-	2	4	1	1	3			23
		2016	-	-	2	-	-	-	-	-	-	-	-	-	2	-33.3%	▼	2
	Non-Capital Felonies and Related Matters	2015	2	8	1	4	2	2	1	2	2	8	8	-	11			40
		2016	4	3	4	-	-	-	-	-	-	-	-	-	11	0.0%	↔	11
	Other Criminally Related M	2015	-	-	-	-	-	1	-	-	-	-	-	-	0			1
		2016	-	-	-	-	-	-	-	-	-	-	-	-	-			-
	Miscellaneous	2015	19	13	16	15	20	18	14	20	28	23	20	35	48			241
Oth		2016	20	24	21	-	-	-	-	-	-	-	-	-	65	35.4%	▲	65

Court: Highland Circuit

Start/End Date: Jan-15 / Mar-16

2015 Average Month: 12

Jan-Mar 2015: 35

Filings Trending: Upward ▲

Circuit/Court ID: 25

225091


Type of Case: Filings

2016 Average Month:16

Jan-Mar 2016 : 47

Overall AVG. Month: 13

Monthly Filings Summary



Jan 15-Mar 16

Totals

	2015	2016
Civil	24	3
Criminal	19	13
Other	105	31
Total	148	47

Jan --- Mar Filings

35

2015

47

2016

Jan --- Mar Filings

	2015	2016	% Change	Trending
Civil	5	3	-40.0%	▼
Criminal	2	13	550.0%	▲
Other	28	31	10.7%	▲
Total	35	47	34.3%	▲

	Jan	Feb	Mar	Apr	May	Jun	Jul	Aug	Sep	Oct	Nov	Dec	Thru Mar	% Change	Trending	Total
2015	14	13	8	16	3	15	19	8	10	7	10	25	35			148
2016	12	15	20	-	-	-	-	-	-	-	-	-	47	34.3%	▲	47

			Jan	Feb	Mar	Apr	May	Jun	Jul	Aug	Sep	Oct	Nov	Dec	Thru Mar	% Change	Trending	Total
Civil	Contested Divorce	2015	-	-	-	1	1	-	1	-	1	-	-	-	0			4
	Domestic and Family - Lev	2015	-	-	-	1	-	-	-	-	-	-	-	-	0	0.0%	↔	1
	General Civil - Level 1	2015	-	-	1	-	-	-	-	-	-	-	-	-	1	0.0%	↔	1
		2016	-	1	-	-	-	-	-	-	-	-	-	-	1	0.0%	↔	1
	General Civil - Level 2	2015	2	-	-	-	-	1	7	-	-	-	-	1	2			11
	General Civil - Level 3	2015	-	-	-	-	-	1	-	-	-	-	-	1	0			2
	Uncontested Divorce	2015	2	-	-	-	-	-	-	-	1	-	-	2	2	0.0%	↔	5
Criminal		2016	-	1	1	-	-	-	-	-	-	-	-	-	2	0.0%	↔	2
	Misdemeanor	2015	-	-	-	4	-	-	1	-	-	-	1	1	0			7
		2016	-	4	4	-	-	-	-	-	-	-	-	-	8	0.0%	↔	8
	Non-Capital Felonies and Related Matters	2015	2	-	-	2	-	2	-	-	-	1	-	4	2			11
		2016	-	1	3	-	-	-	-	-	-	-	-	-	4	100.0%	▲	4
Other	Other Criminally Related Matters	2015	-	-	-	1	-	-	-	-	-	-	-	-	0			1
		2016	-	-	1	-	-	-	-	-	-	-	-	-	1	0.0%	↔	1
	Miscellaneous	2015	8	13	7	7	2	11	10	8	8	6	9	16	28			105
		2016	12	7	11	-	-	-	-	-	-	-	-	-	30	7.1%	▲	30
	Other	2016	-	1	-	-	-	-	-	-	-	-	-	-	1			1

Court: Rockbridge Circuit

Start/End Date: Jan-15 / Mar-16

2015 Average Month: 162

Jan-Mar 2015: 400

Filings Trending: Upward ▲

Circuit/Court ID: 25

225163


Type of Case: Filings

2016 Average Month:199

Jan-Mar 2016 : 596

Overall AVG. Month: 169

Monthly Filings Summary



Jan 15-Mar 16

Totals

	2015	2016
Civil	241	74
Criminal	1,036	290
Other	665	232
Total	1,942	596

Jan --- Mar Filings

400

2015

596

2016

Jan --- Mar Filings

	2015	2016	% Change	Trending
Civil	58	74	27.6%	▲
Criminal	184	290	57.6%	▲
Other	158	232	46.8%	▲
Total	400	596	49.0%	▲

	Jan	Feb	Mar	Apr	May	Jun	Jul	Aug	Sep	Oct	Nov	Dec	Thru Mar	% Change	Trending	Total
2015	102	159	139	150	151	138	149	171	327	150	105	201	400			1,942
2016	166	209	221	-	-	-	-	-	-	-	-	-	596	49.0%	▲	596

			Jan	Feb	Mar	Apr	May	Jun	Jul	Aug	Sep	Oct	Nov	Dec	Thru Mar	% Change	Trending	Total
Civil	Administrative Law	2015	-	-	-	-	1	-	-	-	-	-	-	-	0			1
	Contested Divorce	2015	3	2	3	3	-	4	-	1	6	4	2	-	8	0.0%	↔	28
		2016	1	3	8	-	-	-	-	-	-	-	-	-	12	50.0%	▲	12
	Domestic and Family - Level 1	2015	2	-	3	-	3	5	2	6	2	1	2	3	5			29
		2016	-	3	-	-	-	-	-	-	-	-	-	-	3	-40.0%	▼	3
	Domestic and Family - Level 2	2015	-	-	1	3	-	1	1	1	-	-	2	-	1			9
		2016	-	-	2	-	-	-	-	-	-	-	-	-	2	100.0%	▲	2
	General Civil - Level 1	2015	-	-	-	-	1	-	1	1	-	-	-	-	0			3
	General Civil - Level 2	2015	4	6	6	3	3	4	4	3	2	10	3	2	16	0.0%	↔	50
		2016	5	4	7	-	-	-	-	-	-	-	-	-	16	0.0%	↔	16
	General Civil - Level 3	2015	2	1	1	4	4	3	3	1	3	3	5	4	4			34
		2016	5	3	5	-	-	-	-	-	-	-	-	-	13	225.0%	▲	13
	Probates/Wills and Trusts	2016	-	-	1	-	-	-	-	-	-	-	-	-	1			1
	Probates/Wills and Trusts	2015	1	1	-	-	1	1	1	4	2	1	-	1	2			13
Criminal	Uncontested Divorce	2015	7	6	9	6	10	11	2	5	3	5	3	7	22			74
		2016	7	8	12	-	-	-	-	-	-	-	-	-	27	22.7%	▲	27
	Misdemeanor	2015	13	28	19	30	21	25	17	25	19	17	15	24	60			253
		2016	11	40	40	-	-	-	-	-	-	-	-	-	91	51.7%	▲	91
Other	Non-Capital Felonies and Related Matters	2015	17	57	34	43	71	48	53	53	224	62	14	41	108			717
		2016	55	77	57	-	-	-	-	-	-	-	-	-	189	75.0%	▲	189
	Other Criminally Related Matters	2015	4	6	6	2	5	3	10	6	3	3	13	5	16			66
		2016	3	4	3	-	-	-	-	-	-	-	-	-	10	-37.5%	▼	10
Other	Miscellaneous	2015	49	51	55	56	31	33	55	65	63	44	45	114	155			661
		2016	79	67	86	-	-	-	-	-	-	-	-	-	232	49.7%	▲	232
	Other	2015	-	1	2	-	-	-	-	-	-	-	1	-	3			4

Court: Buena Vista Circuit

Start/End Date: Jan-15 / Mar-16

2015 Average Month: 36

Jan-Mar 2015: 97

Filings Trending: Upward ▲

Circuit/Court ID: 25

225530


Type of Case: Filings

2016 Average Month:49

Jan-Mar 2016 : 147

Overall AVG. Month: 38

Monthly Filings Summary



Jan 15-Mar 16

Totals

	2015	2016
Civil	60	18
Criminal	253	80
Other	114	49
Total	427	147

Jan --- Mar Filings

97

2015

147

2016

Jan --- Mar Filings

	2015	2016	% Change	Trending
Civil	16	18	12.5%	▲
Criminal	59	80	35.6%	▲
Other	22	49	122.7%	▲
Total	97	147	51.5%	▲

	Jan	Feb	Mar	Apr	May	Jun	Jul	Aug	Sep	Oct	Nov	Dec	Thru Mar	% Change	Trending	Total
2015	40	26	31	31	23	24	25	28	102	20	26	51	97			427
2016	66	42	39	-	-	-	-	-	-	-	-	-	147	51.5%	▲	147

			Jan	Feb	Mar	Apr	May	Jun	Jul	Aug	Sep	Oct	Nov	Dec	Thru Mar	% Change	Trending	Total
Civil	Administrative Law	2016	1	-	-	-	-	-	-	-	-	-	-	-	1			1
	Contested Divorce	2015	1	-	2	2	-	1	-	1	1	1	-	1	3			10
		2016	1	2	-	-	-	-	-	-	-	-	-	-	3	0.0%	↔	3
	Domestic and Family - Level 1	2015	-	-	1	-	1	-	2	-	2	1	2	1	1			10
		2016	1	1	-	-	-	-	-	-	-	-	-	-	2	100.0%	▲	2
	Domestic and Family - Level 2	2015	-	-	-	1	1	-	-	-	-	-	-	1	0			3
		2016	-	-	3	-	-	-	-	-	-	-	-	-	3	0.0%	↔	3
	General Civil - Level 1	2016	-	-	1	-	-	-	-	-	-	-	-	-	1			1
	General Civil - Level 2	2015	-	-	-	-	1	-	-	-	-	1	-	2	0			4
	General Civil - Level 3	2015	-	2	-	-	-	2	-	-	-	-	-	2	2	0.0%	↔	6
	Probates/Wills and Trusts - Level 2	2015	1	1	3	-	-	-	-	-	1	-	-	-	5			6
		2016	1	-	-	-	-	-	-	-	-	-	-	-	1	-80.0%	▼	1
	Uncontested Divorce	2015	2	3	-	2	2	2	1	3	1	2	1	2	5			21
		2016	2	1	4	-	-	-	-	-	-	-	-	-	7	40.0%	▲	7
Criminal	Misdemeanor	2015	1	5	3	10	8	1	4	7	1	1	2	6	9			49
		2016	3	5	2	-	-	-	-	-	-	-	-	-	10	11.1%	▲	10
	Non-Capital Felonies and Related Matters	2015	31	4	15	5	1	12	10	8	82	7	12	11	50			198
		2016	40	18	10	-	-	-	-	-	-	-	-	-	68	36.0%	▲	68
	Other Criminally Related Matters	2015	-	-	-	3	2	-	-	-	-	-	1	-	0			6
		2016	-	2	-	-	-	-	-	-	-	-	-	-	2	0.0%	↔	2
Other	Miscellaneous	2015	4	11	7	8	6	6	8	9	14	7	7	25	22			112
		2016	17	13	19	-	-	-	-	-	-	-	-	-	49	122.7%	▲	49
	Other	2015	-	-	-	-	1	-	-	-	-	-	1	-	0			2

Court: Staunton Circuit

Start/End Date: Jan-15 / Mar-16

2015 Average Month: 139

Jan-Mar 2015: 471

Filings Trending: Steady ↔

Circuit/Court ID: 25

225790


Type of Case: Filings

2016 Average Month:153

Jan-Mar 2016 : 460

Overall AVG. Month: 142

Monthly Filings Summary



Jan 15-Mar 16

Totals

	2015	2016
Civil	254	55
Criminal	967	276
Other	449	129
Total	1,670	460

Jan --- Mar Filings

471

460

2015

2016

Jan --- Mar Filings

	2015	2016	% Change	Trending
Civil	77	55	-28.6%	▼
Criminal	276	276	-	↔
Other	118	129	9.3%	▲
Total	471	460	-2.3%	▼

	Jan	Feb	Mar	Apr	May	Jun	Jul	Aug	Sep	Oct	Nov	Dec	Thru Mar	% Change	Trending	Total
2015	149	152	170	99	109	108	138	180	142	142	116	165	471			1,670
2016	167	168	125	-	-	-	-	-	-	-	-	-	460	-2.3%	▼	460

			Jan	Feb	Mar	Apr	May	Jun	Jul	Aug	Sep	Oct	Nov	Dec	Thru Mar	% Change	Trending	Total
Civil	Administrative Law	2015	-	-	-	1	-	-	-	-	1	-	-	-	0			2
	Contested Divorce	2015	2	4	1	1	1	2	4	2	2	1	2	1	7	0.0%	↔	23
		2016	-	3	1	-	-	-	-	-	-	-	-	-	4	-42.9%	▼	4
	Domestic and Family - Level 1	2015	-	1	15	1	-	5	2	1	2	6	1	1	16			35
		2016	-	6	5	-	-	-	-	-	-	-	-	-	11	-31.3%	▼	11
	Domestic and Family - Level 2	2015	8	12	6	5	1	10	12	7	8	4	5	5	26			83
		2016	3	11	2	-	-	-	-	-	-	-	-	-	16	-38.5%	▼	16
	General Civil - Level 1	2015	-	1	1	-	1	-	-	-	-	1	-	-	2			4
		2016	1	-	-	-	-	-	-	-	-	-	-	-	1	-50.0%	▼	1
	General Civil - Level 2	2015	2	-	2	3	1	3	1	1	1	5	1	3	4			23
		2016	1	2	3	-	-	-	-	-	-	-	-	-	6	50.0%	▲	6
	General Civil - Level 3	2015	3	-	4	2	2	3	1	1	-	2	-	2	7			20
		2016	1	3	2	-	-	-	-	-	-	-	-	-	6	-14.3%	▼	6
	Probates/Wills and Trusts - Level 2	2015	1	-	-	-	1	2	2	-	1	-	1	-	1			8
		2016	1	-	1	-	-	-	-	-	-	-	-	-	2	100.0%	▲	2
Criminal	Protective Orders	2015	-	-	-	-	-	-	-	-	1	-	1	-	0			2
	Uncontested Divorce	2015	4	4	6	3	9	10	2	2	3	3	4	4	14	0.0%	↔	54
		2016	1	3	5	-	-	-	-	-	-	-	-	-	9	-35.7%	▼	9
	Misdemeanor	2015	10	12	16	10	5	2	11	9	14	12	12	14	38			127
Criminal		2016	13	15	6	-	-	-	-	-	-	-	-	-	34	-10.5%	▼	34
	Non-Capital Felonies and Related Matters	2015	80	72	74	39	54	45	56	122	55	79	47	70	226			793
		2016	93	89	58	-	-	-	-	-	-	-	-	-	240	6.2%	▲	240
	Other Criminally Related Matters	2015	-	3	9	1	9	5	2	1	6	-	11	-	12			47
Other		2016	-	2	-	-	-	-	-	-	-	-	-	-	2	-83.3%	▼	2
	Miscellaneous	2015	35	36	33	26	23	18	34	28	43	22	27	63	104			388
		2016	43	34	40	-	-	-	-	-	-	-	-	-	117	12.5%	▲	117
Other	Other	2015	4	7	3	7	2	3	11	6	5	7	4	2	14			61
		2016	10	-	2	-	-	-	-	-	-	-	-	-	12	-14.3%	▼	12

Court: Waynesboro Circuit

Start/End Date: Jan-15 / Mar-16

2015 Average Month: 150

Jan-Mar 2015: 493

Filings Trending: Upward ▲

Circuit/Court ID: 25

225820


Type of Case: Filings

2016 Average Month:186

Jan-Mar 2016 : 559

Overall AVG. Month: 157

Monthly Filings Summary



Jan 15-Mar 16

Totals

	2015	2016
Civil	450	158
Criminal	613	160
Other	735	241
Total	1,798	559

Jan --- Mar Filings

493

559

2015

2016

Jan --- Mar Filings

	2015	2016	% Change	Trending
Civil	142	158	11.3%	▲
Criminal	133	160	20.3%	▲
Other	218	241	10.6%	▲
Total	493	559	13.4%	▲

	Jan	Feb	Mar	Apr	May	Jun	Jul	Aug	Sep	Oct	Nov	Dec	Thru Mar	% Change	Trending	Total
2015	193	141	159	167	148	107	152	161	147	124	136	163	493			1,798
2016	152	206	201	-	-	-	-	-	-	-	-	-	559	13.4%	▲	559

			Jan	Feb	Mar	Apr	May	Jun	Jul	Aug	Sep	Oct	Nov	Dec	Thru Mar	% Change	Trending	Total
Civil	Administrative Law	2016	1	-	-	-	-	-	-	-	-	-	-	-	1			1
	Contested Divorce	2015	10	10	12	7	4	6	11	8	9	9	4	8	32			98
		2016	16	19	12	-	-	-	-	-	-	-	-	-	47	46.9%	▲	47
	Domestic and Family - Level 1	2015	3	3	5	2	7	1	6	6	-	1	15	-	11			49
		2016	4	8	3	-	-	-	-	-	-	-	-	-	15	36.4%	▲	15
	Domestic and Family - Level 2	2015	-	-	1	2	1	2	2	1	-	-	-	-	1			9
		2016	2	2	-	-	-	-	-	-	-	-	-	-	4	300.0%	▲	4
	General Civil - Level 1	2015	-	-	-	-	-	-	1	-	-	-	-	-	0			1
		2016	1	-	-	-	-	-	-	-	-	-	-	-	1	0.0%	↔	1
	General Civil - Level 2	2015	2	4	5	1	2	1	-	2	1	2	3	-	11			23
		2016	1	2	2	-	-	-	-	-	-	-	-	-	5	-54.5%	▼	5
	General Civil - Level 3	2015	1	-	-	2	-	3	-	8	1	4	2	5	1			26
		2016	-	3	2	-	-	-	-	-	-	-	-	-	5	400.0%	▲	5
	Probates/Wills and Trusts - Level 1	2015	1	-	1	-	-	-	-	-	-	1	-	-	2			3
		2016	-	-	1	-	-	-	-	-	-	-	-	-	1	-50.0%	▼	1
	Probates/Wills and Trusts - Level 2	2015	-	1	1	1	-	1	-	-	-	1	-	-	2			5
		2016	-	-	1	-	-	-	-	-	-	-	-	-	1	-50.0%	▼	1
Criminal	Uncontested Divorce	2015	23	24	35	20	15	19	18	18	13	19	14	18	82			236
		2016	18	33	27	-	-	-	-	-	-	-	-	-	78	-4.9%	▼	78
	Misdemeanor	2015	10	6	14	6	11	6	16	11	11	12	5	14	30			122
		2016	9	12	21	-	-	-	-	-	-	-	-	-	42	40.0%	▲	42
Other	Non-Capital Felonies and Related Matters	2015	66	18	18	69	56	13	37	49	29	28	42	35	102			460
		2016	41	26	51	-	-	-	-	-	-	-	-	-	118	15.7%	▲	118
	Other Criminally Related M	2015	-	-	1	6	1	4	3	1	5	7	2	1	1			31
	Miscellaneous	2015	36	25	23	25	27	28	28	23	38	24	24	57	84			358
		2016	36	34	42	-	-	-	-	-	-	-	-	-	112	33.3%	▲	112
	Other	2015	41	50	43	26	24	23	30	34	40	16	25	25	134			377
		2016	23	67	39	-	-	-	-	-	-	-	-	-	129	-3.7%	▼	129

Court: Clarke Circuit

Start/End Date: Jan-15 / Mar-16

2015 Average Month: 52

Jan-Mar 2015: 127

Filings Trending: Upward ▲

Circuit/Court ID: 26

226043


Type of Case: Filings

2016 Average Month:56

Jan-Mar 2016 : 167

Overall AVG. Month: 52

Monthly Filings Summary

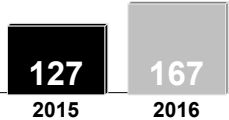


Jan 15-Mar 16

Totals

	2015	2016
Civil	87	18
Criminal	232	66
Other	300	83
Total	619	167

Jan --- Mar Filings



127 2015 167 2016

Jan --- Mar Filings

	2015	2016	% Change	Trending
Civil	26	18	-30.8%	▼
Criminal	31	66	112.9%	▲
Other	70	83	18.6%	▲
Total	127	167	31.5%	▲

		Jan	Feb	Mar	Apr	May	Jun	Jul	Aug	Sep	Oct	Nov	Dec	Thru Mar	% Change	Trending	Total
2015		29	53	45	79	42	41	71	40	45	67	38	69	127			619
2016		69	48	50	-	-	-	-	-	-	-	-	-	167	31.5%	▲	167

		Jan	Feb	Mar	Apr	May	Jun	Jul	Aug	Sep	Oct	Nov	Dec	Thru Mar	% Change	Trending	Total
Civil	Contested Divorce	2015	-	3	3	1	4	-	1	-	1	-	2	1	6		16
		2016	1	-	1	-	-	-	-	-	-	-	-	2	-66.7%	▼	2
	Domestic and Family - Level 1	2015	-	-	1	-	1	-	-	-	1	-	-	1			3
		2016	1	-	-	-	-	-	-	-	-	-	-	1	0.0%	↔	1
	Domestic and Family - Level 2	2015	-	-	1	1	-	1	-	-	-	-	-	1			3
		2016	-	-	1	-	-	-	-	-	-	-	-	1	0.0%	↔	1
	General Civil - Level 1	2015	-	-	-	-	1	1	-	-	-	-	-	0			2
	General Civil - Level 2	2015	1	2	1	5	1	-	1	1	2	1	-	4	0.0%	↔	15
		2016	1	-	1	-	-	-	-	-	-	-	-	2	-50.0%	▼	2
	General Civil - Level 3	2015	-	-	-	1	1	-	1	-	2	2	1	0			8
Criminal		2016	2	-	1	-	-	-	-	-	-	-	-	3	0.0%	↔	3
	Probates/Wills and Trusts	2015	-	1	-	1	-	-	-	-	-	-	-	1			2
	Uncontested Divorce	2015	4	5	4	2	5	4	5	3	-	2	4	13			38
		2016	1	5	3	-	-	-	-	-	-	-	-	9	-30.8%	▼	9
	Misdemeanor	2015	2	1	3	5	3	7	8	1	5	10	3	6			55
		2016	10	3	-	-	-	-	-	-	-	-	-	13	116.7%	▲	13
	Non-Capital Felonies and Related Matters	2015	6	10	8	40	10	13	30	6	7	23	4	24			167
		2016	24	9	16	-	-	-	-	-	-	-	-	49	104.2%	▲	49
	Other Criminally Related Matters	2015	-	-	1	-	-	2	-	4	1	-	-	1			10
		2016	2	-	2	-	-	-	-	-	-	-	-	4	300.0%	▲	4
Other	Miscellaneous	2015	16	30	23	23	16	15	24	25	27	28	23	69			299
		2016	27	31	25	-	-	-	-	-	-	-	-	83	20.3%	▲	83
	Other	2015	-	1	-	-	-	-	-	-	-	-	-	1			1

Court: Frederick Circuit

Start/End Date: Jan-15 / Mar-16

2015 Average Month: 391

Jan-Mar 2015: 1,110

Filings Trending: Upward ▲

Circuit/Court ID: 26

226069


Type of Case: Filings

2016 Average Month:428

Jan-Mar 2016 : 1,284

Overall AVG. Month: 399

Monthly Filings Summary

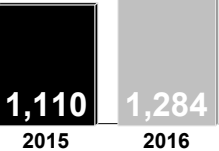


Jan 15-Mar 16

Totals

	2015	2016
Civil	635	143
Criminal	2,485	519
Other	1,575	622
Total	4,695	1,284

Jan --- Mar Filings



20152016

Jan --- Mar Filings

	2015	2016	% Change	Trending
Civil	154	143	-7.1%	▼
Criminal	609	519	-14.8%	▼
Other	347	622	79.3%	▲
Total	1,110	1,284	15.7%	▲

	Jan	Feb	Mar	Apr	May	Jun	Jul	Aug	Sep	Oct	Nov	Dec	Thru Mar	% Change	Trending	Total
2015	394	317	399	496	326	477	420	291	344	467	292	472	1,110			4,695
2016	378	438	468	-	-	-	-	-	-	-	-	-	1,284	15.7%	▲	1,284

			Jan	Feb	Mar	Apr	May	Jun	Jul	Aug	Sep	Oct	Nov	Dec	Thru Mar	% Change	Trending	Total
Civil	Administrative Law	2015	-	-	1	-	-	1	-	-	-	-	-	-	1			2
	Contested Divorce	2015	5	10	14	15	6	9	6	10	7	7	5	14	29			108
		2016	10	8	15	-	-	-	-	-	-	-	-	-	33	13.8%	▲	33
	Domestic and Family - Level 1	2015	2	4	7	7	6	6	2	3	5	7	9	2	13			60
		2016	-	5	3	-	-	-	-	-	-	-	-	-	8	-38.5%	▼	8
	Domestic and Family - Level 2	2015	3	1	1	-	3	2	1	2	3	3	5	1	5			25
		2016	2	-	4	-	-	-	-	-	-	-	-	-	6	20.0%	▲	6
	General Civil - Level 1	2015	-	-	-	1	-	-	-	-	1	1	-	-	0			3
		2016	-	1	1	-	-	-	-	-	-	-	-	-	2	0.0%	↔	2
	General Civil - Level 2	2015	7	5	7	11	10	7	8	6	11	5	5	7	19			89
		2016	2	10	9	-	-	-	-	-	-	-	-	-	21	10.5%	▲	21
	General Civil - Level 3	2015	4	5	5	7	3	8	2	4	3	5	2	2	14			50
		2016	3	9	3	-	-	-	-	-	-	-	-	-	15	7.1%	▲	15
	Probates/Wills and Trusts	2015	-	-	-	1	-	1	-	-	-	-	-	-	0			2
Criminal	Probates/Wills and Trusts - Level 2	2015	2	1	2	4	4	3	-	2	2	2	1	2	5	0.0%	↔	25
		2016	2	1	2	-	-	-	-	-	-	-	-	-	5	0.0%	↔	5
	Uncontested Divorce	2015	13	23	32	19	18	30	20	25	23	17	31	20	68			271
		2016	14	19	20	-	-	-	-	-	-	-	-	-	53	-22.1%	▼	53
	Capital Murder	2016	-	-	4	-	-	-	-	-	-	-	-	-	4			4
	Misdemeanor	2015	42	53	53	40	23	127	55	43	35	62	18	18	148			569
Other		2016	30	27	32	-	-	-	-	-	-	-	-	-	89	-39.9%	▼	89
	Non-Capital Felonies and Related Matters	2015	201	97	153	233	138	182	179	82	134	224	77	153	451			1,853
		2016	138	132	139	-	-	-	-	-	-	-	-	-	409	-9.3%	▼	409
	Other Criminally Related Matters	2015	5	4	1	7	5	3	5	13	2	11	2	5	10			63
		2016	4	3	10	-	-	-	-	-	-	-	-	-	17	70.0%	▲	17
	Miscellaneous	2015	110	113	123	151	110	98	141	100	118	123	137	248	346			1,572
		2016	173	223	226	-	-	-	-	-	-	-	-	-	622	79.8%	▲	622
	Other	2015	-	1	-	-	-	-	1	1	-	-	-	-	1			3

Court: Page Circuit

Start/End Date: Jan-15 / Mar-16

2015 Average Month: 139

Jan-Mar 2015: 457

Filings Trending: Upward ▲

Circuit/Court ID: 26

226139


Type of Case: Filings

2016 Average Month:205

Jan-Mar 2016 : 614

Overall AVG. Month: 152

Monthly Filings Summary



Jan 15-Mar 16

Totals

	2015	2016
Civil	187	48
Criminal	992	361
Other	488	205
Total	1,667	614

Jan --- Mar Filings

457

614

2015

2016

Jan --- Mar Filings

	2015	2016	% Change	Trending
Civil	45	48	6.7%	▲
Criminal	283	361	27.6%	▲
Other	129	205	58.9%	▲
Total	457	614	34.4%	▲

	Jan	Feb	Mar	Apr	May	Jun	Jul	Aug	Sep	Oct	Nov	Dec	Thru Mar	% Change	Trending	Total
2015	194	108	155	125	142	130	158	117	149	125	108	156	457			1,667
2016	243	198	173	-	-	-	-	-	-	-	-	-	614	34.4%	▲	614

			Jan	Feb	Mar	Apr	May	Jun	Jul	Aug	Sep	Oct	Nov	Dec	Thru Mar	% Change	Trending	Total
Civil	Administrative Law	2015	-	-	-	-	-	-	-	-	-	-	1	1	0			2
	Contested Divorce	2015	1	2	5	5	3	1	2	4	1	2	-	5	8	0.0%	↔	31
		2016	1	6	5	-	-	-	-	-	-	-	-	-	12	50.0%	▲	12
	Domestic and Family - Level 1	2015	2	1	1	2	-	-	-	1	3	1	-	1	4			12
		2016	3	-	-	-	-	-	-	-	-	-	-	-	3	-25.0%	▼	3
	Domestic and Family - Lev	2015	1	1	-	1	-	1	-	-	-	2	2	2	2			10
	General Civil - Level 2	2015	1	2	6	2	2	7	6	1	2	3	-	3	9			35
		2016	1	3	5	-	-	-	-	-	-	-	-	-	9	0.0%	↔	9
	General Civil - Level 3	2015	-	-	1	3	2	1	5	-	-	1	2	1	1			16
		2016	1	-	4	-	-	-	-	-	-	-	-	-	5	400.0%	▲	5
	Probates/Wills and Trusts - Level 2	2015	-	2	1	1	1	1	-	-	-	1	-	-	3			7
		2016	1	-	-	-	-	-	-	-	-	-	-	-	1	-66.7%	▼	1
Criminal	Protective Orders	2015	1	-	-	-	-	-	-	-	-	-	-	-	1			1
	Uncontested Divorce	2015	3	8	6	4	8	7	8	6	3	5	8	7	17			73
		2016	4	10	4	-	-	-	-	-	-	-	-	-	18	5.9%	▲	18
	Misdemeanor	2015	33	13	15	7	26	23	27	26	11	17	20	11	61			229
		2016	29	8	14	-	-	-	-	-	-	-	-	-	51	-16.4%	▼	51
	Non-Capital Felonies and Related Matters	2015	108	38	74	77	60	52	63	55	74	48	38	41	220			728
Other		2016	77	97	79	-	-	-	-	-	-	-	-	-	253	15.0%	▲	253
	Other Criminally Related Matters	2015	1	-	1	1	8	3	5	1	11	-	3	1	2			35
		2016	56	1	-	-	-	-	-	-	-	-	-	-	57	2,750.0%	▲	57
	Miscellaneous	2015	42	40	41	22	32	33	40	23	43	44	33	82	123			475
		2016	70	71	58	-	-	-	-	-	-	-	-	-	199	61.8%	▲	199
	Other	2015	1	1	4	-	-	1	2	-	1	1	1	1	6			13
		2016	-	2	4	-	-	-	-	-	-	-	-	-	6	0.0%	↔	6

Court: Rockingham Circuit

Start/End Date: Jan-15 / Mar-16

2015 Average Month: 591

Jan-Mar 2015: 1,687

Filings Trending: Upward ▲

Circuit/Court ID: 26

226165


Type of Case: Filings

2016 Average Month:621

Jan-Mar 2016 : 1,863

Overall AVG. Month: 597

Monthly Filings Summary

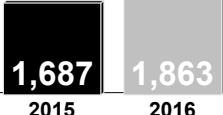


Jan 15-Mar 16

Totals

	2015	2016
Civil	984	234
Criminal	3,036	702
Other	3,074	927
Total	7,094	1,863

Jan --- Mar Filings



20152016

Jan --- Mar Filings

	2015	2016	% Change	Trending
Civil	226	234	3.5%	▲
Criminal	753	702	-6.8%	▼
Other	708	927	30.9%	▲
Total	1,687	1,863	10.4%	▲

	Jan	Feb	Mar	Apr	May	Jun	Jul	Aug	Sep	Oct	Nov	Dec	Thru Mar	% Change	Trending	Total
2015	515	588	584	557	647	621	538	531	470	571	523	949	1,687			7,094
2016	567	650	646	-	-	-	-	-	-	-	-	-	1,863	10.4%	▲	1,863

			Jan	Feb	Mar	Apr	May	Jun	Jul	Aug	Sep	Oct	Nov	Dec	Thru Mar	% Change	Trending	Total
Civil	Administrative Law	2015	-	1	-	1	-	-	3	1	-	1	1	1	1			9
		2016	-	1	1	-	-	-	-	-	-	-	-	-	2	100.0%	▲	2
	Contested Divorce	2015	12	10	18	9	22	11	14	16	12	14	18	9	40			165
		2016	15	17	15	-	-	-	-	-	-	-	-	-	47	17.5%	▲	47
	Domestic and Family - Level 1	2015	6	2	5	3	3	9	20	6	5	15	19	6	13			99
		2016	8	7	4	-	-	-	-	-	-	-	-	-	19	46.2%	▲	19
	Domestic and Family - Level 2	2015	5	1	14	4	15	17	3	5	8	18	19	5	20			114
		2016	9	5	3	-	-	-	-	-	-	-	-	-	17	-15.0%	▼	17
	General Civil - Level 1	2015	2	2	-	1	2	1	1	1	2	-	-	-	4			12
		2016	1	-	-	-	-	-	-	-	-	-	-	-	1	-75.0%	▼	1
	General Civil - Level 2	2015	13	14	9	11	10	17	11	12	18	5	22	9	36			151
		2016	10	12	17	-	-	-	-	-	-	-	-	-	39	8.3%	▲	39
	General Civil - Level 3	2015	3	3	10	7	7	7	1	4	7	1	11	5	16			66
		2016	7	5	6	-	-	-	-	-	-	-	-	-	18	12.5%	▲	18
	Probates/Wills and Trusts	2015	-	-	-	-	-	1	-	1	-	-	1	-	0			3
	Probates/Wills and Trusts - Level 2	2015	8	1	1	4	2	1	1	3	-	5	2	-	10	0.0%	↔	28
		2016	1	2	6	-	-	-	-	-	-	-	-	-	9	-10.0%	▼	9
	Protective Orders	2015	-	1	3	1	5	-	1	-	-	-	2	-	4			13
Criminal	Uncontested Divorce	2015	26	26	30	18	54	21	40	30	24	21	17	17	82			324
		2016	22	24	36	-	-	-	-	-	-	-	-	-	82	0.0%	↔	82
	Capital Murder	2015	-	-	-	4	-	-	-	-	-	-	-	-	0			4
		2016	-	-	-	-	-	-	-	-	-	-	-	-	-			-
	Misdemeanor	2015	43	43	56	41	64	74	37	47	35	35	39	51	142	0.0%	↔	565
		2016	26	61	63	-	-	-	-	-	-	-	-	-	150	5.6%	▲	150
	Non-Capital Felonies and Related Matters	2015	170	212	211	224	250	254	184	203	134	198	148	203	593			2,391
		2016	151	172	206	-	-	-	-	-	-	-	-	-	529	-10.8%	▼	529
	Other Criminally Related Matters	2015	3	7	8	6	10	7	3	6	3	8	6	9	18			76
		2016	9	10	4	-	-	-	-	-	-	-	-	-	23	27.8%	▲	23
Other	Miscellaneous	2015	147	198	164	156	152	135	148	131	166	176	141	415	509			2,129
		2016	240	264	226	-	-	-	-	-	-	-	-	-	730	43.4%	▲	730
	Other	2015	77	67	55	67	51	66	71	65	56	74	77	219	199			945
		2016	68	70	59	-	-	-	-	-	-	-	-	-	197	-1.0%	▼	197

Court: Shenandoah Circuit

Start/End Date: Jan-15 / Mar-16

2015 Average Month: 265

Jan-Mar 2015: 828

Filings Trending: Upward ▲

Circuit/Court ID: 26

226171


Type of Case: Filings

2016 Average Month:306

Jan-Mar 2016 : 917

Overall AVG. Month: 273

Monthly Filings Summary




Jan 15-Mar 16

Totals

	2015	2016
Civil	277	69
Criminal	1,351	314
Other	1,550	534
Total	3,178	917

Jan --- Mar Filings



828 2015 917 2016

Jan --- Mar Filings

	2015	2016	% Change	Trending
Civil	59	69	16.9%	▲
Criminal	406	314	-22.7%	▼
Other	363	534	47.1%	▲
Total	828	917	10.7%	▲

	Jan	Feb	Mar	Apr	May	Jun	Jul	Aug	Sep	Oct	Nov	Dec	Thru Mar	% Change	Trending	Total
2015	260	303	265	302	141	259	208	263	243	323	164	447	828			3,178
2016	341	244	332	-	-	-	-	-	-	-	-	-	917	10.7%	▲	917

			Jan	Feb	Mar	Apr	May	Jun	Jul	Aug	Sep	Oct	Nov	Dec	Thru Mar	% Change	Trending	Total
Civil	Administrative Law	2015	-	-	-	-	1	-	1	-	-	-	-	-	0			2
	Contested Divorce	2015	-	-	5	7	6	7	6	2	3	2	5	2	5	0.0%	↔	45
		2016	1	4	2	-	-	-	-	-	-	-	-	-	7	40.0%	▲	7
	Domestic and Family - Level 1	2015	6	3	2	9	2	4	3	12	8	2	4	1	11			56
		2016	6	-	6	-	-	-	-	-	-	-	-	-	12	9.1%	▲	12
	Domestic and Family - Level 2	2015	2	2	-	2	1	4	1	1	1	-	-	1	4			15
		2016	-	3	2	-	-	-	-	-	-	-	-	-	5	25.0%	▲	5
	General Civil - Level 1	2015	-	-	1	-	-	-	-	-	2	-	-	-	1			3
		2016	-	-	1	-	-	-	-	-	-	-	-	-	1	0.0%	↔	1
	General Civil - Level 2	2015	1	4	3	2	3	4	2	2	5	1	3	3	8			33
		2016	2	1	9	-	-	-	-	-	-	-	-	-	12	50.0%	▲	12
	General Civil - Level 3	2015	2	-	3	2	2	1	-	2	3	-	2	1	5			18
		2016	2	-	-	-	-	-	-	-	-	-	-	-	2	-60.0%	▼	2
	Probates/Wills and Trusts	2016	1	1	1	-	-	-	-	-	-	-	-	-	3			3
Criminal	Probates/Wills and Trusts - Level 2	2015	-	1	-	1	-	-	3	-	-	-	-	2	1			7
		2016	1	1	1	-	-	-	-	-	-	-	-	-	3	200.0%	▲	3
	Uncontested Divorce	2015	10	5	9	11	3	5	6	10	9	7	15	8	24			98
		2016	9	8	7	-	-	-	-	-	-	-	-	-	24	0.0%	↔	24
Criminal	Misdemeanor	2015	17	45	35	16	8	17	15	19	24	122	9	38	97			365
		2016	27	23	18	-	-	-	-	-	-	-	-	-	68	-29.9%	▼	68
	Non-Capital Felonies and Related Matters	2015	110	90	99	128	34	95	74	42	73	79	8	98	299			930
		2016	95	71	73	-	-	-	-	-	-	-	-	-	239	-20.1%	▼	239
Other	Other Criminally Related Matters	2015	1	8	1	5	2	5	-	19	-	10	2	3	10			56
		2016	-	1	6	-	-	-	-	-	-	-	-	-	7	-30.0%	▼	7
	Miscellaneous	2015	73	54	85	66	52	75	64	84	76	71	93	142	212			935
		2016	117	103	120	-	-	-	-	-	-	-	-	-	340	60.4%	▲	340
Other	Other	2015	38	91	22	53	27	42	33	70	39	29	23	148	151			615
		2016	80	28	86	-	-	-	-	-	-	-	-	-	194	28.5%	▲	194

Court: Warren Circuit

Start/End Date: Jan-15 / Mar-16

2015 Average Month: 264

Jan-Mar 2015: 724

Filings Trending: Upward ▲

Circuit/Court ID: 26

226187


Type of Case: Filings

2016 Average Month:250

Jan-Mar 2016 : 750

Overall AVG. Month: 261

Monthly Filings Summary



Jan 15-Mar 16

Totals

	2015	2016
Civil	528	144
Criminal	1,248	268
Other	1,390	338
Total	3,166	750

Jan --- Mar Filings

724

750

2015

2016

Jan --- Mar Filings

	2015	2016	% Change	Trending
Civil	119	144	21.0%	▲
Criminal	250	268	7.2%	▲
Other	355	338	-4.8%	▼
Total	724	750	3.6%	▲

			Jan	Feb	Mar	Apr	May	Jun	Jul	Aug	Sep	Oct	Nov	Dec	Thru Mar	% Change	Trending	Total
2015			232	268	224	358	221	198	251	214	255	248	245	452	724			3,166
2016			202	230	318	-	-	-	-	-	-	-	-	-	750	3.6%	▲	750

			Jan	Feb	Mar	Apr	May	Jun	Jul	Aug	Sep	Oct	Nov	Dec	Thru Mar	% Change	Trending	Total
Civil	Administrative Law	2015	-	-	-	-	1	-	-	-	-	-	-	-	0			1
	Contested Divorce	2015	6	8	14	10	9	10	8	12	8	10	6	6	28	0.0%	↔	107
		2016	6	8	6	-	-	-	-	-	-	-	-	-	20	-28.6%	▼	20
	Domestic and Family - Level 1	2015	1	1	6	5	11	11	4	9	18	12	4	2	8			84
		2016	-	21	2	-	-	-	-	-	-	-	-	-	23	187.5%	▲	23
	Domestic and Family - Level 2	2015	-	-	12	2	4	2	1	5	-	2	5	1	12			34
		2016	-	1	-	-	-	-	-	-	-	-	-	-	1	-91.7%	▼	1
	General Civil - Level 1	2015	-	-	-	-	-	-	-	1	-	-	-	-	0			1
		2016	-	1	-	-	-	-	-	-	-	-	-	-	1	0.0%	↔	1
	General Civil - Level 2	2015	1	6	6	8	8	4	4	2	3	5	3	6	13			56
		2016	2	17	5	-	-	-	-	-	-	-	-	-	24	84.6%	▲	24
	General Civil - Level 3	2015	1	-	2	3	3	3	1	-	1	1	1	-	3			16
		2016	2	4	2	-	-	-	-	-	-	-	-	-	8	166.7%	▲	8
	Probates/Wills and Trusts	2015	-	-	-	-	-	-	-	-	1	-	-	-	0			1
	Probates/Wills and Trusts	2015	2	-	-	1	-	-	1	-	-	-	-	-	2	0.0%	↔	4
	Protective Orders	2015	1	4	-	-	1	1	2	1	1	-	1	1	5			13
		2016	-	1	2	-	-	-	-	-	-	-	-	-	3	-40.0%	▼	3
Criminal	Uncontested Divorce	2015	10	20	18	28	16	15	18	26	13	13	18	16	48			211
		2016	18	23	23	-	-	-	-	-	-	-	-	-	64	33.3%	▲	64
	Misdemeanor	2015	15	11	14	29	18	14	22	27	20	16	15	22	40			223
		2016	16	8	34	-	-	-	-	-	-	-	-	-	58	45.0%	▲	58
	Non-Capital Felonies and Related Matters	2015	83	75	24	162	68	47	76	46	103	74	71	136	182			965
		2016	42	37	120	-	-	-	-	-	-	-	-	-	199	9.3%	▲	199
Other	Other Criminally Related Matters	2015	10	5	13	4	1	4	6	5	4	-	7	1	28			60
		2016	2	3	6	-	-	-	-	-	-	-	-	-	11	-60.7%	▼	11
	Miscellaneous	2015	77	66	73	60	53	55	74	64	54	72	88	162	216			898
		2016	110	106	118	-	-	-	-	-	-	-	-	-	334	54.6%	▲	334
	Other	2015	25	72	42	46	28	32	34	16	29	43	26	99	139			492
		2016	4	-	-	-	-	-	-	-	-	-	-	-	4	-97.1%	▼	4

Court: Winchester Circuit

Start/End Date: Jan-15 / Mar-16

2015 Average Month: 222

Jan-Mar 2015: 727

Filings Trending: Downward ▼

Circuit/Court ID: 26

226840

Type of Case: Filings

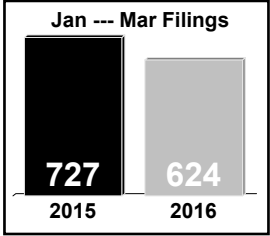
2016 Average Month:208

Jan-Mar 2016 : 624

Overall AVG. Month: 219



	Totals	
	2015	2016
Civil	330	66
Criminal	1,949	450
Other	384	108
Total	2,663	624



	Jan --- Mar Filings			
	2015	2016	% Change	Trending
Civil	93	66	-29.0%	▼
Criminal	539	450	-16.5%	▼
Other	95	108	13.7%	▲
Total	727	624	-14.2%	▼

			Jan	Feb	Mar	Apr	May	Jun	Jul	Aug	Sep	Oct	Nov	Dec	Thru Mar	% Change	Trending	Total
2015			200	277	250	213	230	259	263	217	213	189	134	218	727			2,663
2016			197	215	212	-	-	-	-	-	-	-	-	-	624	-14.2%	▼	624

			Jan	Feb	Mar	Apr	May	Jun	Jul	Aug	Sep	Oct	Nov	Dec	Thru Mar	% Change	Trending	Total
Civil	Administrative Law	2015	-	-	-	-	-	1	-	-	-	-	-	1	0			2
		2016	1	-	2	-	-	-	-	-	-	-	-	-	3	0.0%	↔	3
	Contested Divorce	2015	4	5	5	5	-	6	2	4	6	3	2	-	14			42
		2016	2	5	4	-	-	-	-	-	-	-	-	-	11	-21.4%	▼	11
	Domestic and Family - Level 1	2015	4	-	-	-	5	13	4	4	3	-	6	2	4			41
		2016	1	1	11	-	-	-	-	-	-	-	-	-	13	225.0%	▲	13
	Domestic and Family - Level 2	2015	3	-	2	3	1	3	4	-	5	3	-	1	5			25
		2016	-	-	5	-	-	-	-	-	-	-	-	-	5	0.0%	↔	5
	General Civil - Level 1	2015	1	1	1	1	-	-	1	1	1	1	2	2	3			12
		2016	-	1	-	-	-	-	-	-	-	-	-	-	1	-66.7%	▼	1
	General Civil - Level 2	2015	5	-	20	4	4	3	8	4	3	6	2	3	25			62
		2016	3	4	3	-	-	-	-	-	-	-	-	-	10	-60.0%	▼	10
	General Civil - Level 3	2015	6	1	3	6	2	3	1	-	1	3	1	3	10			30
		2016	1	3	3	-	-	-	-	-	-	-	-	-	7	-30.0%	▼	7
	Probates/Wills and Trusts	2015	-	1	-	-	-	-	-	-	-	-	-	-	1			1
	Probates/Wills and Trusts - Level 2	2015	1	-	1	-	1	2	2	3	-	2	1	-	2			13
		2016	-	2	1	-	-	-	-	-	-	-	-	-	3	50.0%	▲	3
Criminal	Protective Orders	2015	-	-	-	-	-	-	-	-	1	-	-	-	0			1
	Uncontested Divorce	2015	14	10	5	10	10	10	12	10	7	5	7	1	29	0.0%	↔	101
		2016	2	6	5	-	-	-	-	-	-	-	-	-	13	-55.2%	▼	13
	Misdemeanor	2015	31	46	43	40	46	46	37	37	26	30	16	43	120			441
		2016	41	25	36	-	-	-	-	-	-	-	-	-	102	-15.0%	▼	102
	Non-Capital Felonies and Related Matters	2015	100	172	135	112	127	137	160	120	123	113	59	108	407			1,466
Other		2016	102	130	110	-	-	-	-	-	-	-	-	-	342	-16.0%	▼	342
	Other Criminally Related Matters	2015	6	2	4	3	4	7	2	5	4	-	1	4	12			42
		2016	1	3	2	-	-	-	-	-	-	-	-	-	6	-50.0%	▼	6
	Miscellaneous	2015	22	37	28	27	28	25	29	29	30	21	35	50	87			361
		2016	41	35	28	-	-	-	-	-	-	-	-	-	104	19.5%	▲	104
	Other	2015	3	2	3	2	2	3	1	-	3	2	2	-	8			23
		2016	2	-	2	-	-	-	-	-	-	-	-	-	4	-50.0%	▼	4

Court: Bland Circuit

Start/End Date: Jan-15 / Mar-16

2015 Average Month: 29

Jan-Mar 2015: 81

Filings Trending: Upward ▲

Circuit/Court ID: 27

227021


Type of Case: Filings

2016 Average Month:56

Jan-Mar 2016 : 169

Overall AVG. Month: 34

Monthly Filings Summary

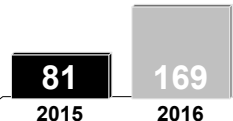


Jan 15-Mar 16

Totals

	2015	2016
Civil	59	18
Criminal	54	34
Other	229	117
Total	342	169

Jan --- Mar Filings



81 2015 169 2016

Jan --- Mar Filings

	2015	2016	% Change	Trending
Civil	12	18	50.0%	▲
Criminal	11	34	209.1%	▲
Other	58	117	101.7%	▲
Total	81	169	108.6%	▲

	Jan	Feb	Mar	Apr	May	Jun	Jul	Aug	Sep	Oct	Nov	Dec	Thru Mar	% Change	Trending	Total
2015	20	32	29	24	28	19	23	26	30	38	26	47	81			342
2016	58	64	47	-	-	-	-	-	-	-	-	-	169	108.6%	▲	169

			Jan	Feb	Mar	Apr	May	Jun	Jul	Aug	Sep	Oct	Nov	Dec	Thru Mar	% Change	Trending	Total
Civil	Administrative Law	2016	-	1	-	-	-	-	-	-	-	-	-	-	1			1
	Contested Divorce	2015	2	1	1	2	-	-	1	2	1	-	-	-	4			10
		2016	1	1	-	-	-	-	-	-	-	-	-	-	2	-50.0%	▼	2
	Domestic and Family - Level 1	2015	-	-	-	3	-	1	-	2	-	-	2	1	0			9
		2016	1	-	-	-	-	-	-	-	-	-	-	-	1	0.0%	↔	1
	Domestic and Family - Lev	2015	-	-	1	-	2	-	-	-	1	-	-	-	1			4
	General Civil - Level 2	2015	-	1	-	2	-	-	-	-	-	-	-	-	1			3
		2016	1	1	-	-	-	-	-	-	-	-	-	-	2	100.0%	▲	2
	General Civil - Level 3	2015	1	-	-	-	1	1	1	-	-	1	1	1	1			7
		2016	-	2	-	-	-	-	-	-	-	-	-	-	2	100.0%	▲	2
Criminal	Probates/Wills and Trusts	2015	-	-	1	-	-	-	-	-	1	-	-	1	1			3
	Uncontested Divorce	2015	2	2	-	2	1	3	2	1	4	3	2	1	4			23
		2016	1	4	5	-	-	-	-	-	-	-	-	-	10	150.0%	▲	10
	Misdemeanor	2015	-	3	-	1	-	-	1	1	-	1	1	-	3			8
Criminal		2016	-	-	1	-	-	-	-	-	-	-	-	-	1	-66.7%	▼	1
	Non-Capital Felonies and Related Matters	2015	2	1	4	2	8	3	6	4	6	2	-	2	7			40
		2016	10	15	8	-	-	-	-	-	-	-	-	-	33	371.4%	▲	33
Other	Other Criminally Related M	2015	-	1	-	-	1	-	-	2	-	1	1	-	1			6
	Miscellaneous	2015	13	23	22	12	15	10	12	14	17	30	19	41	58			228
		2016	44	39	33	-	-	-	-	-	-	-	-	-	116	100.0%	▲	116
	Other	2015	-	-	-	-	-	1	-	-	-	-	-	-	0			1
		2016	-	1	-	-	-	-	-	-	-	-	-	-	1	0.0%	↔	1

Court: Carroll Circuit

Start/End Date: Jan-15 / Mar-16

2015 Average Month: 227

Jan-Mar 2015: 703

Filings Trending: Upward ▲

Circuit/Court ID: 27

227035


Type of Case: Filings

2016 Average Month:275

Jan-Mar 2016 : 825

Overall AVG. Month: 236

Monthly Filings Summary



Jan 15-Mar 16

Totals

	2015	2016
Civil	294	80
Criminal	1,071	308
Other	1,355	437
Total	2,720	825

Jan --- Mar Filings

703

2015

825

2016

Jan --- Mar Filings

	2015	2016	% Change	Trending
Civil	80	80	-	↔
Criminal	287	308	7.3%	▲
Other	336	437	30.1%	▲
Total	703	825	17.4%	▲

	Jan	Feb	Mar	Apr	May	Jun	Jul	Aug	Sep	Oct	Nov	Dec	Thru Mar	% Change	Trending	Total
2015	195	190	318	191	181	203	224	202	271	224	163	358	703			2,720
2016	293	247	285	-	-	-	-	-	-	-	-	-	825	17.4%	▲	825

			Jan	Feb	Mar	Apr	May	Jun	Jul	Aug	Sep	Oct	Nov	Dec	Thru Mar	% Change	Trending	Total
Civil	Administrative Law	2015	-	1	-	-	1	-	-	-	-	-	-	-	1			2
	Contested Divorce	2015	1	5	5	4	8	2	7	2	3	3	3	6	11			49
		2016	3	7	6	-	-	-	-	-	-	-	-	-	16	45.5%	▲	16
	Domestic and Family - Level 1	2015	-	-	1	5	1	5	-	-	8	5	1	1	1			27
		2016	1	13	3	-	-	-	-	-	-	-	-	-	17	1,600.0%	▲	17
	Domestic and Family - Level 2	2015	1	2	4	-	1	1	1	-	-	2	1	1	7			14
		2016	2	1	2	-	-	-	-	-	-	-	-	-	5	-28.6%	▼	5
	General Civil - Level 1	2015	-	-	1	-	-	-	-	-	-	-	-	-	1			1
	General Civil - Level 2	2015	3	2	14	4	11	6	7	3	3	2	2	4	19			61
		2016	3	-	9	-	-	-	-	-	-	-	-	-	12	-36.8%	▼	12
	General Civil - Level 3	2015	-	-	4	1	3	1	1	2	3	3	2	4	4			24
		2016	1	1	3	-	-	-	-	-	-	-	-	-	5	25.0%	▲	5
	Probates/Wills and Trusts	2015	-	-	-	2	-	1	-	-	1	-	-	-	0			4
	Probates/Wills and Trusts - Level 2	2015	2	3	1	2	2	-	-	4	1	4	-	3	6	0.0%	↔	22
		2016	2	1	2	-	-	-	-	-	-	-	-	-	5	-16.7%	▼	5
	Protective Orders	2015	-	1	-	-	-	-	-	-	-	-	-	-	1			1
Criminal	Uncontested Divorce	2015	6	11	12	7	10	2	8	4	7	11	5	6	29			89
		2016	6	5	9	-	-	-	-	-	-	-	-	-	20	-31.0%	▼	20
	Misdemeanor	2015	11	11	19	10	7	13	9	21	10	19	19	6	41			155
		2016	19	7	6	-	-	-	-	-	-	-	-	-	32	-22.0%	▼	32
Criminal	Non-Capital Felonies and Related Matters	2015	52	54	102	40	63	62	57	56	116	65	54	74	208			795
		2016	99	57	96	-	-	-	-	-	-	-	-	-	252	21.2%	▲	252
	Other Criminally Related Matters	2015	12	3	23	5	8	11	14	5	7	11	8	14	38			121
		2016	11	5	8	-	-	-	-	-	-	-	-	-	24	-36.8%	▼	24
Other	Miscellaneous	2015	88	74	105	90	45	70	96	85	91	84	58	140	267			1,026
		2016	130	120	122	-	-	-	-	-	-	-	-	-	372	39.3%	▲	372
	Other	2015	19	23	27	21	21	29	24	20	21	15	10	99	69			329
		2016	16	30	19	-	-	-	-	-	-	-	-	-	65	-5.8%	▼	65

Court: Floyd Circuit

Start/End Date: Jan-15 / Mar-16

2015 Average Month: 76

Jan-Mar 2015: 232

Filings Trending: Steady ↔

Circuit/Court ID: 27

227063


Type of Case: Filings

2016 Average Month:79

Jan-Mar 2016 : 237

Overall AVG. Month: 76

Monthly Filings Summary



Jan 15-Mar 16

Totals

	2015	2016
Civil	146	19
Criminal	331	41
Other	431	177
Total	908	237

Jan --- Mar Filings

232

2015

237

2016

Jan --- Mar Filings

	2015	2016	% Change	Trending
Civil	34	19	-44.1%	▼
Criminal	93	41	-55.9%	▼
Other	105	177	68.6%	▲
Total	232	237	2.2%	▲

	Jan	Feb	Mar	Apr	May	Jun	Jul	Aug	Sep	Oct	Nov	Dec	Thru Mar	% Change	Trending	Total
2015	52	61	119	55	48	105	39	64	106	68	67	124	232			908
2016	79	77	81	-	-	-	-	-	-	-	-	-	237	2.2%	▲	237

			Jan	Feb	Mar	Apr	May	Jun	Jul	Aug	Sep	Oct	Nov	Dec	Thru Mar	% Change	Trending	Total
Civil	Contested Divorce	2015	1	-	4	3	1	2	-	1	5	-	-	2	5			19
		2016	1	-	2	-	-	-	-	-	-	-	-	-	3	-40.0%	▼	3
	Domestic and Family - Level 1	2015	-	-	-	6	1	2	-	-	-	-	13	2	0			24
		2016	4	1	-	-	-	-	-	-	-	-	-	-	5	0.0%	↔	5
	Domestic and Family - Lev	2015	-	-	-	2	1	-	-	-	-	-	-	-	0			3
	General Civil - Level 1	2015	1	1	-	-	-	-	-	-	-	-	-	-	2	0.0%	↔	2
		2016	-	-	1	-	-	-	-	-	-	-	-	-	1	-50.0%	▼	1
	General Civil - Level 2	2015	-	1	-	1	-	-	1	3	1	1	2	2	1			12
		2016	2	2	1	-	-	-	-	-	-	-	-	-	5	400.0%	▲	5
	General Civil - Level 3	2015	2	1	1	3	1	-	2	4	2	-	1	3	4			20
	Probates/Wills and Trusts	2015	-	-	-	-	-	-	-	-	1	-	-	-	0			1
	Probates/Wills and Trusts - Level 2	2015	3	-	2	1	-	-	-	3	-	1	-	1	5	0.0%	↔	11
Criminal		2016	-	1	1	-	-	-	-	-	-	-	-	-	2	-60.0%	▼	2
	Uncontested Divorce	2015	7	7	3	2	5	7	6	5	4	5	1	2	17			54
		2016	2	-	1	-	-	-	-	-	-	-	-	-	3	-82.4%	▼	3
	Misdemeanor	2015	1	-	5	-	4	3	1	3	11	4	1	2	6			35
		2016	5	2	2	-	-	-	-	-	-	-	-	-	9	50.0%	▲	9
	Non-Capital Felonies and Related Matters	2015	8	4	71	10	9	60	2	17	44	11	7	34	83			277
		2016	2	2	26	-	-	-	-	-	-	-	-	-	30	-63.9%	▼	30
	Other Criminally Related Matters	2015	-	4	-	-	1	-	-	5	-	-	9	-	4			19
		2016	-	2	-	-	-	-	-	-	-	-	-	-	2	-50.0%	▼	2
	Miscellaneous	2015	29	43	33	27	25	31	27	23	38	46	33	76	105			431
		2016	63	67	47	-	-	-	-	-	-	-	-	-	177	68.6%	▲	177

Court: Giles Circuit

Start/End Date: Jan-15 / Mar-16

2015 Average Month: 116

Jan-Mar 2015: 321

Filings Trending: Upward ▲

Circuit/Court ID: 27

227071


Type of Case: Filings

2016 Average Month:120

Jan-Mar 2016 : 361

Overall AVG. Month: 117

Monthly Filings Summary



Jan 15-Mar 16

Totals

	2015	2016
Civil	177	59
Criminal	794	127
Other	426	175
Total	1,397	361

Jan --- Mar Filings

321

2015

361

2016

Jan --- Mar Filings

	2015	2016	% Change	Trending
Civil	61	59	-3.3%	▼
Criminal	158	127	-19.6%	▼
Other	102	175	71.6%	▲
Total	321	361	12.5%	▲

	Jan	Feb	Mar	Apr	May	Jun	Jul	Aug	Sep	Oct	Nov	Dec	Thru Mar	% Change	Trending	Total
2015	106	96	119	115	84	89	88	122	226	117	88	147	321			1,397
2016	128	114	119	-	-	-	-	-	-	-	-	-	361	12.5%	▲	361

			Jan	Feb	Mar	Apr	May	Jun	Jul	Aug	Sep	Oct	Nov	Dec	Thru Mar	% Change	Trending	Total
Civil	Contested Divorce	2015	3	-	2	1	2	2	2	1	2	1	1	1	5			18
		2016	-	-	1	-	-	-	-	-	-	-	-	-	1	-80.0%	▼	1
	Domestic and Family - Level 1	2015	10	16	1	1	1	3	8	5	5	-	2	5	27			57
		2016	-	7	14	-	-	-	-	-	-	-	-	-	21	-22.2%	▼	21
	Domestic and Family - Level 2	2015	-	-	6	-	5	-	-	-	-	1	-	-	6			12
		2016	6	2	1	-	-	-	-	-	-	-	-	-	9	50.0%	▲	9
	General Civil - Level 2	2015	1	2	-	3	-	2	1	-	2	4	3	2	3			20
		2016	-	-	1	-	-	-	-	-	-	-	-	-	1	-66.7%	▼	1
	General Civil - Level 3	2015	-	1	-	1	-	-	-	2	-	1	1	1	1			7
		2016	1	-	1	-	-	-	-	-	-	-	-	-	2	100.0%	▲	2
	Infraction/ Civil Violation	2015	-	-	1	-	-	-	-	-	-	-	-	-	1			1
	Probates/Wills and Trusts - Level 2	2015	1	3	-	-	1	1	2	1	-	-	-	1	4			10
		2016	3	1	2	-	-	-	-	-	-	-	-	-	6	50.0%	▲	6
	Protective Orders	2015	-	1	-	-	-	-	-	1	1	-	-	-	1			3
Criminal		2016	4	1	-	-	-	-	-	-	-	-	-	-	5	400.0%	▲	5
	Uncontested Divorce	2015	3	2	8	5	6	5	6	2	4	1	1	6	13			49
		2016	2	7	5	-	-	-	-	-	-	-	-	-	14	7.7%	▲	14
	Misdemeanor	2015	9	9	10	6	10	6	5	19	23	13	10	7	28			127
Other		2016	17	23	16	-	-	-	-	-	-	-	-	-	56	100.0%	▲	56
	Non-Capital Felonies and Related Matters	2015	50	26	47	42	34	34	32	47	151	52	26	55	123			596
		2016	37	9	22	-	-	-	-	-	-	-	-	-	68	-44.7%	▼	68
	Other Criminally Related Matters	2015	1	5	1	16	-	8	1	8	5	9	17	-	7			71
		2016	2	1	-	-	-	-	-	-	-	-	-	-	3	-57.1%	▼	3
	Miscellaneous	2015	28	31	43	40	24	28	31	36	33	35	27	69	102			425
		2016	56	63	56	-	-	-	-	-	-	-	-	-	175	71.6%	▲	175
Other			2015	-	-	-	1	-	-	-	-	-	-	-	0			1

Court: Grayson Circuit

Start/End Date: Jan-15 / Mar-16

2015 Average Month: 112

Jan-Mar 2015: 360

Filings Trending: Upward ▲

Circuit/Court ID: 27

227077

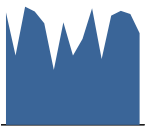
Type of Case: Filings

2016 Average Month:127

Jan-Mar 2016 : 380

Overall AVG. Month: 115

Monthly Filings Summary

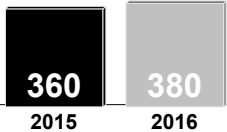


Jan 15-Mar 16

Totals

	2015	2016
Civil	207	29
Criminal	527	118
Other	609	233
Total	1,343	380

Jan --- Mar Filings



360 2015 380 2016

Jan --- Mar Filings

	2015	2016	% Change	Trending
Civil	50	29	-42.0%	▼
Criminal	150	118	-21.3%	▼
Other	160	233	45.6%	▲
Total	360	380	5.6%	▲

	Jan	Feb	Mar	Apr	May	Jun	Jul	Aug	Sep	Oct	Nov	Dec	Thru Mar	% Change	Trending	Total
2015	135	83	142	136	122	66	123	83	103	140	79	131	360			1,343
2016	137	133	110	-	-	-	-	-	-	-	-	-	380	5.6%	▲	380

			Jan	Feb	Mar	Apr	May	Jun	Jul	Aug	Sep	Oct	Nov	Dec	Thru Mar	% Change	Trending	Total
Civil	Contested Divorce	2015	2	2	4	3	3	1	5	3	3	3	-	1	8			30
		2016	-	3	2	-	-	-	-	-	-	-	-	-	5	-37.5%	▼	5
	Domestic and Family - Lev	2015	2	-	7	6	5	-	-	-	2	14	20	1	9			57
		2015	-	-	-	-	-	-	2	-	-	-	-	-	0			2
		2016	-	-	1	-	-	-	-	-	-	-	-	-	1	0.0%	↔	1
	General Civil - Level 1	2015	-	-	2	-	-	-	-	-	-	-	-	-	2			2
		2016	-	1	-	-	-	-	-	-	-	-	-	-	1	-50.0%	▼	1
	General Civil - Level 2	2015	4	1	2	3	3	3	1	4	2	3	1	5	7			32
		2016	2	1	-	-	-	-	-	-	-	-	-	-	3	-57.1%	▼	3
	General Civil - Level 3	2015	-	2	-	1	-	-	1	5	1	2	4	1	2			17
		2016	-	2	-	-	-	-	-	-	-	-	-	-	2	0.0%	↔	2
	Probates/Wills and Trusts - Level 2	2015	1	-	3	-	-	1	-	-	1	2	-	-	4			8
		2016	1	-	1	-	-	-	-	-	-	-	-	-	2	-50.0%	▼	2
	Protective Orders	2015	-	1	-	-	2	-	-	1	-	-	-	-	1			4
		2016	-	1	1	-	-	-	-	-	-	-	-	-	2	100.0%	▲	2
Criminal	Uncontested Divorce	2015	7	5	5	3	5	7	2	8	5	3	3	2	17			55
		2016	4	2	7	-	-	-	-	-	-	-	-	-	13	-23.5%	▼	13
	Misdemeanor	2015	5	12	6	6	21	5	9	8	3	12	5	12	23			104
		2016	8	10	15	-	-	-	-	-	-	-	-	-	33	43.5%	▲	33
Other	Non-Capital Felonies and Related Matters	2015	71	11	41	49	45	11	66	18	11	55	12	21	123			411
		2016	28	30	21	-	-	-	-	-	-	-	-	-	79	-35.8%	▼	79
	Other Criminally Related Matters	2015	-	1	3	1	-	1	4	1	-	1	-	-	4			12
		2016	-	5	1	-	-	-	-	-	-	-	-	-	6	50.0%	▲	6
Other	Miscellaneous	2015	43	48	69	63	36	36	32	33	73	44	34	88	160			599
		2016	93	76	61	-	-	-	-	-	-	-	-	-	230	43.8%	▲	230
	Other	2015	-	-	-	1	2	1	1	2	2	1	-	-	0			10
		2016	1	2	-	-	-	-	-	-	-	-	-	-	3	0.0%	↔	3

Court: Montgomery Circuit

Start/End Date: Jan-15 / Mar-16

2015 Average Month: 407

Jan-Mar 2015: 1,119

Filings Trending: Upward ▲

Circuit/Court ID: 27

227121


Type of Case: Filings

2016 Average Month:429

Jan-Mar 2016 : 1,287

Overall AVG. Month: 411

Monthly Filings Summary

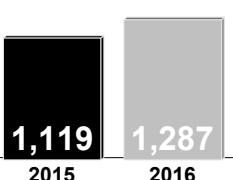


Jan 15-Mar 16

Totals

	2015	2016
Civil	637	152
Criminal	1,662	519
Other	2,583	616
Total	4,882	1,287

Jan --- Mar Filings



1,119 2015 1,287 2016

Jan --- Mar Filings

	2015	2016	% Change	Trending
Civil	161	152	-5.6%	▼
Criminal	344	519	50.9%	▲
Other	614	616	-	↔
Total	1,119	1,287	15.0%	▲

	Jan	Feb	Mar	Apr	May	Jun	Jul	Aug	Sep	Oct	Nov	Dec	Thru Mar	% Change	Trending	Total
2015	355	325	439	493	267	375	383	429	395	402	332	687	1,119			4,882
2016	394	487	406	-	-	-	-	-	-	-	-	-	1,287	15.0%	▲	1,287

			Jan	Feb	Mar	Apr	May	Jun	Jul	Aug	Sep	Oct	Nov	Dec	Thru Mar	% Change	Trending	Total
Civil	Administrative Law	2015	1	-	-	-	-	-	3	1	-	-	-	-	1			5
		2016	1	1	-	-	-	-	-	-	-	-	-	-	2	100.0%	▲	2
	Contested Divorce	2015	10	11	12	12	7	8	9	9	9	8	9	7	33			111
		2016	5	7	8	-	-	-	-	-	-	-	-	-	20	-39.4%	▼	20
	Domestic and Family - Level 1	2015	-	3	9	5	7	7	7	6	3	-	5	4	12			56
		2016	4	11	4	-	-	-	-	-	-	-	-	-	19	58.3%	▲	19
	Domestic and Family - Level 2	2015	2	1	4	3	-	3	3	3	2	3	1	2	7			27
		2016	1	4	3	-	-	-	-	-	-	-	-	-	8	14.3%	▲	8
	General Civil - Level 1	2015	-	4	-	1	-	1	1	1	-	1	-	-	4			9
		2016	-	1	2	-	-	-	-	-	-	-	-	-	3	-25.0%	▼	3
	General Civil - Level 2	2015	5	5	18	14	10	16	8	13	17	10	6	8	28			130
		2016	5	16	8	-	-	-	-	-	-	-	-	-	29	3.6%	▲	29
	General Civil - Level 3	2015	4	5	5	5	-	6	6	7	1	1	5	2	14			47
		2016	2	3	4	-	-	-	-	-	-	-	-	-	9	-35.7%	▼	9
	Probates/Wills and Trusts - Level 1	2015	-	-	-	-	-	-	1	-	-	-	-	1	0			2
		2016	3	-	-	-	-	-	-	-	-	-	-	-	3	0.0%	↔	3
	Probates/Wills and Trusts - Level 2	2015	4	3	4	3	1	3	-	2	1	4	1	2	11			28
		2016	4	5	3	-	-	-	-	-	-	-	-	-	12	9.1%	▲	12
Criminal	Uncontested Divorce	2015	15	18	18	30	21	19	17	19	7	22	17	19	51			222
		2016	14	18	15	-	-	-	-	-	-	-	-	-	47	-7.8%	▼	47
	Misdemeanor	2015	25	28	31	39	18	46	31	43	35	36	24	29	84			385
		2016	28	55	42	-	-	-	-	-	-	-	-	-	125	48.8%	▲	125
	Non-Capital Felonies and Related Matters	2015	110	43	97	122	57	75	113	163	106	114	82	133	250			1,215
		2016	90	174	102	-	-	-	-	-	-	-	-	-	366	46.4%	▲	366
	Other Criminally Related Matters	2015	3	3	4	6	4	7	4	3	8	7	6	7	10			62
		2016	3	11	14	-	-	-	-	-	-	-	-	-	28	180.0%	▲	28
	Miscellaneous	2015	152	134	144	158	98	134	139	122	169	140	154	308	430			1,852
		2016	206	172	192	-	-	-	-	-	-	-	-	-	570	32.6%	▲	570
Other	Other	2015	24	67	93	95	44	50	41	37	37	56	22	165	184			731
		2016	28	9	9	-	-	-	-	-	-	-	-	-	46	-75.0%	▼	46

Court: Pulaski Circuit

Start/End Date: Jan-15 / Mar-16

2015 Average Month: 238

Jan-Mar 2015: 696

Filings Trending: Upward ▲

Circuit/Court ID: 27

227155

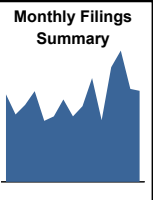
Type of Case: Filings

2016 Average Month:315

Jan-Mar 2016 : 946

Overall AVG. Month: 254

Monthly Filings Summary

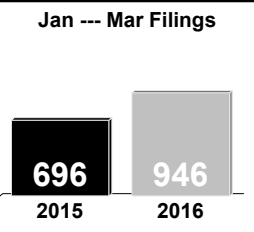


Jan 15-Mar 16

Totals

	2015	2016
Civil	373	91
Criminal	1,212	448
Other	1,273	407
Total	2,858	946

Jan --- Mar Filings



696 2015 946 2016

Jan --- Mar Filings

	2015	2016	% Change	Trending
Civil	103	91	-11.7%	▼
Criminal	314	448	42.7%	▲
Other	279	407	45.9%	▲
Total	696	946	35.9%	▲

			Jan	Feb	Mar	Apr	May	Jun	Jul	Aug	Sep	Oct	Nov	Dec	Thru Mar	% Change	Trending	Total
2015			263	202	231	272	183	196	247	196	227	312	185	344	696			2,858
2016			394	279	273	-	-	-	-	-	-	-	-	-	946	35.9%	▲	946

			Jan	Feb	Mar	Apr	May	Jun	Jul	Aug	Sep	Oct	Nov	Dec	Thru Mar	% Change	Trending	Total
Civil	Contested Divorce	2015	5	6	12	5	6	3	8	3	2	1	4	2	23			57
		2016	1	7	5	-	-	-	-	-	-	-	-	-	13	-43.5%	▼	13
	Domestic and Family - Level 1	2015	4	-	15	10	6	4	6	10	2	9	1	10	19			77
		2016	3	4	10	-	-	-	-	-	-	-	-	-	17	-10.5%	▼	17
	Domestic and Family - Level 2	2015	-	2	4	2	4	1	1	3	-	2	-	1	6			20
		2016	-	2	3	-	-	-	-	-	-	-	-	-	5	-16.7%	▼	5
	General Civil - Level 1	2015	1	-	1	-	-	1	1	-	-	-	-	-	2			4
		2016	2	-	-	-	-	-	-	-	-	-	-	-	2	0.0%	↔	2
	General Civil - Level 2	2015	6	5	5	3	6	9	4	6	1	3	5	5	16			58
		2016	2	4	4	-	-	-	-	-	-	-	-	-	10	-37.5%	▼	10
	General Civil - Level 3	2015	2	-	2	4	2	5	5	2	2	1	-	-	4			25
		2016	2	7	3	-	-	-	-	-	-	-	-	-	12	200.0%	▲	12
	Probates/Wills and Trusts	2015	-	-	-	-	-	-	-	1	-	-	-	-	0			1
	Probates/Wills and Trusts	2015	-	1	3	1	-	2	-	-	-	3	-	-	4	0.0%	↔	10
Criminal	Protective Orders	2015	-	-	-	1	1	-	-	-	-	-	1	1	0			4
		2016	-	-	1	-	-	-	-	-	-	-	-	-	1	0.0%	↔	1
	Uncontested Divorce	2015	3	11	15	11	11	13	16	3	12	11	8	3	29			117
		2016	8	12	11	-	-	-	-	-	-	-	-	-	31	6.9%	▲	31
Criminal	Misdemeanor	2015	22	28	11	18	10	8	13	20	11	29	19	26	61			215
		2016	27	16	28	-	-	-	-	-	-	-	-	-	71	16.4%	▲	71
	Non-Capital Felonies and Related Matters	2015	132	47	53	86	63	63	95	52	75	114	50	71	232			901
		2016	230	67	61	-	-	-	-	-	-	-	-	-	358	54.3%	▲	358
Other	Other Criminally Related Matters	2015	7	5	9	18	4	4	9	10	10	1	10	9	21			96
		2016	5	7	7	-	-	-	-	-	-	-	-	-	19	-9.5%	▼	19
	Miscellaneous	2015	58	73	81	96	57	56	77	71	93	109	75	117	212			963
		2016	93	135	125	-	-	-	-	-	-	-	-	-	353	66.5%	▲	353
Other	Other	2015	23	24	20	17	13	27	12	15	19	29	12	99	67			310
		2016	21	18	15	-	-	-	-	-	-	-	-	-	54	-19.4%	▼	54

Court: Wythe Circuit

Start/End Date: Jan-15 / Mar-16

2015 Average Month: 222

Jan-Mar 2015: 578

Filings Trending: Upward ▲

Circuit/Court ID: 27

227197


Type of Case: Filings

2016 Average Month:239

Jan-Mar 2016 : 716

Overall AVG. Month: 225

Monthly Filings Summary



Jan 15-Mar 16

Totals

	2015	2016
Civil	358	77
Criminal	1,317	260
Other	984	379
Total	2,659	716

Jan --- Mar Filings

578

716

2015

2016

Jan --- Mar Filings

	2015	2016	% Change	Trending
Civil	98	77	-21.4%	▼
Criminal	230	260	13.0%	▲
Other	250	379	51.6%	▲
Total	578	716	23.9%	▲

	Jan	Feb	Mar	Apr	May	Jun	Jul	Aug	Sep	Oct	Nov	Dec	Thru Mar	% Change	Trending	Total
2015	222	165	191	250	140	209	210	164	406	233	191	278	578			2,659
2016	270	205	241	-	-	-	-	-	-	-	-	-	716	23.9%	▲	716

			Jan	Feb	Mar	Apr	May	Jun	Jul	Aug	Sep	Oct	Nov	Dec	Thru Mar	% Change	Trending	Total
Civil	Administrative Law	2015	-	-	-	-	-	1	1	-	-	-	-	-	0			2
	Contested Divorce	2015	2	4	6	3	5	3	2	1	2	5	2	1	12	0.0%	↔	36
		2016	3	5	10	-	-	-	-	-	-	-	-	-	18	50.0%	▲	18
	Domestic and Family - Level 1	2015	6	4	2	4	4	12	6	14	11	4	4	6	12			77
		2016	2	1	5	-	-	-	-	-	-	-	-	-	8	-33.3%	▼	8
	Domestic and Family - Level 2	2015	5	3	1	1	2	2	2	2	2	2	2	3	9			27
		2016	1	-	1	-	-	-	-	-	-	-	-	-	2	-77.8%	▼	2
	General Civil - Level 1	2015	-	-	-	1	1	-	-	-	-	-	-	1	0			3
		2016	-	1	-	-	-	-	-	-	-	-	-	-	1	0.0%	↔	1
	General Civil - Level 2	2015	4	-	8	9	5	4	4	3	4	4	6	2	12			53
		2016	4	3	5	-	-	-	-	-	-	-	-	-	12	0.0%	↔	12
	General Civil - Level 3	2015	9	10	8	-	6	3	6	3	1	3	7	3	27			59
		2016	4	2	1	-	-	-	-	-	-	-	-	-	7	-74.1%	▼	7
	Probates/Wills and Trusts	2015	-	-	-	-	-	-	-	-	-	1	-	-	0			1
Criminal	Probates/Wills and Trusts - Level 2	2015	1	1	1	1	-	-	3	-	-	-	3	-	3	0.0%	↔	10
		2016	2	1	-	-	-	-	-	-	-	-	-	-	3	0.0%	↔	3
	Uncontested Divorce	2015	7	7	9	7	11	4	9	10	13	3	5	5	23			90
		2016	6	11	9	-	-	-	-	-	-	-	-	-	26	13.0%	▲	26
Criminal	Misdemeanor	2015	9	7	7	26	9	13	9	12	10	10	8	17	23			137
		2016	9	12	12	-	-	-	-	-	-	-	-	-	33	43.5%	▲	33
	Non-Capital Felonies and Related Matters	2015	102	42	39	128	37	94	88	51	252	101	72	77	183			1,083
		2016	104	42	68	-	-	-	-	-	-	-	-	-	214	16.9%	▲	214
Other	Other Criminally Related Matters	2015	5	8	11	12	4	8	9	5	9	5	7	14	24			97
		2016	3	4	6	-	-	-	-	-	-	-	-	-	13	-45.8%	▼	13
	Miscellaneous	2015	71	78	96	58	56	57	70	59	94	95	71	148	245			953
		2016	127	123	116	-	-	-	-	-	-	-	-	-	366	49.4%	▲	366
Other	Other	2015	1	1	3	-	-	8	1	4	8	-	4	1	5			31
		2016	5	-	8	-	-	-	-	-	-	-	-	-	13	160.0%	▲	13

Court: Radford Circuit

Start/End Date: Jan-15 / Mar-16

2015 Average Month: 89

Jan-Mar 2015: 221

Filings Trending: Upward ▲

Circuit/Court ID: 27

227750


Type of Case: Filings

2016 Average Month:106

Jan-Mar 2016 : 318

Overall AVG. Month: 93

Monthly Filings Summary



Jan 15-Mar 16

Totals

	2015	2016
Civil	71	45
Criminal	729	178
Other	272	95
Total	1,072	318

Jan --- Mar Filings

221

318

2015

2016

Jan --- Mar Filings

	2015	2016	% Change	Trending
Civil	25	45	80.0%	▲
Criminal	135	178	31.9%	▲
Other	61	95	55.7%	▲
Total	221	318	43.9%	▲

	Jan	Feb	Mar	Apr	May	Jun	Jul	Aug	Sep	Oct	Nov	Dec	Thru Mar	% Change	Trending	Total
2015	39	63	119	43	68	248	48	64	94	58	39	189	221			1,072
2016	70	94	154	-	-	-	-	-	-	-	-	-	318	43.9%	▲	318

			Jan	Feb	Mar	Apr	May	Jun	Jul	Aug	Sep	Oct	Nov	Dec	Thru Mar	% Change	Trending	Total
Civil	Administrative Law	2015	-	-	-	-	-	-	1	-	-	-	-	-	0			1
	Contested Divorce	2015	-	-	1	-	-	-	-	-	1	-	1	1	1	0.0%	↔	4
		2016	1	-	1	-	-	-	-	-	-	-	-	-	2	100.0%	▲	2
	Domestic and Family - Level 1	2015	5	-	6	4	-	2	3	-	-	-	-	4	11			24
		2016	-	2	-	-	-	-	-	-	-	-	-	-	2	-81.8%	▼	2
	Domestic and Family - Level 2	2015	-	2	-	-	-	-	-	-	-	1	-	1	2			4
		2016	-	1	-	-	-	-	-	-	-	-	-	-	1	-50.0%	▼	1
	General Civil - Level 1	2015	-	-	-	1	-	-	-	-	-	-	-	-	0			1
	General Civil - Level 2	2015	-	4	1	-	1	-	-	2	-	-	1	-	5	0.0%	↔	9
		2016	2	1	2	-	-	-	-	-	-	-	-	-	5	0.0%	↔	5
	General Civil - Level 3	2015	-	-	-	1	-	1	-	-	3	1	2	2	0			10
		2016	20	10	1	-	-	-	-	-	-	-	-	-	31	0.0%	↔	31
Criminal	Probates/Wills and Trusts - Level 2	2015	-	-	1	-	-	1	-	-	-	-	-	-	1			2
		2016	-	-	1	-	-	-	-	-	-	-	-	-	1	0.0%	↔	1
	Uncontested Divorce	2015	1	3	1	2	1	2	1	-	2	1	1	1	5			16
		2016	1	1	1	-	-	-	-	-	-	-	-	-	3	-40.0%	▼	3
Criminal	Misdemeanor	2015	2	6	11	6	6	8	4	9	18	14	3	19	19			106
		2016	9	4	8	-	-	-	-	-	-	-	-	-	21	10.5%	▲	21
	Non-Capital Felonies and Related Matters	2015	8	25	69	5	46	212	4	18	47	19	4	120	102			577
		2016	11	39	99	-	-	-	-	-	-	-	-	-	149	46.1%	▲	149
Other	Other Criminally Related Matters	2015	6	3	5	2	-	3	3	4	3	6	5	6	14			46
		2016	1	2	5	-	-	-	-	-	-	-	-	-	8	-42.9%	▼	8
	Miscellaneous	2015	17	20	24	21	14	19	32	31	18	16	22	35	61			269
		2016	25	34	36	-	-	-	-	-	-	-	-	-	95	55.7%	▲	95
Other			2015	-	-	1	-	-	-	-	2	-	-	-	0			3

Court: Smyth Circuit

Start/End Date: Jan-15 / Mar-16

2015 Average Month: 217

Jan-Mar 2015: 640

Filings Trending: Upward ▲

Circuit/Court ID: 28

228173


Type of Case: Filings

2016 Average Month:491

Jan-Mar 2016 : 1,473

Overall AVG. Month: 272

Monthly Filings Summary

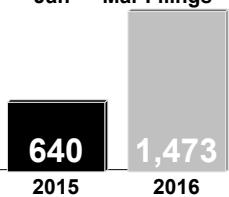


Jan 15-Mar 16

Totals

	2015	2016
Civil	283	92
Criminal	1,086	289
Other	1,236	1,092
Total	2,605	1,473

Jan --- Mar Filings



640 1,473

2015 2016

Jan --- Mar Filings

	2015	2016	% Change	Trending
Civil	69	92	33.3%	▲
Criminal	281	289	2.8%	▲
Other	290	1,092	276.6%	▲
Total	640	1,473	130.2%	▲

			Jan	Feb	Mar	Apr	May	Jun	Jul	Aug	Sep	Oct	Nov	Dec	Thru Mar	% Change	Trending	Total
2015			176	191	273	168	195	215	167	217	295	185	170	353	640			2,605
2016			601	428	444	-	-	-	-	-	-	-	-	-	1,473	130.2%	▲	1,473

			Jan	Feb	Mar	Apr	May	Jun	Jul	Aug	Sep	Oct	Nov	Dec	Thru Mar	% Change	Trending	Total
Civil	Administrative Law	2015	-	-	-	-	1	-	2	-	-	-	-	2	0			5
	Contested Divorce	2015	6	4	3	3	7	2	4	3	3	-	2	9	13	0.0%	↔	46
		2016	5	6	9	-	-	-	-	-	-	-	-	-	20	53.8%	▲	20
	Domestic and Family - Level 1	2015	1	-	3	4	3	5	-	1	-	4	1	1	4			23
		2016	-	-	9	-	-	-	-	-	-	-	-	-	9	125.0%	▲	9
	Domestic and Family - Level 2	2015	-	5	2	3	2	1	3	3	6	-	5	2	7			32
		2016	-	5	4	-	-	-	-	-	-	-	-	-	9	28.6%	▲	9
	General Civil - Level 1	2015	1	-	-	-	1	-	1	-	1	-	-	3	1			7
		2016	-	2	2	-	-	-	-	-	-	-	-	-	4	300.0%	▲	4
	General Civil - Level 2	2015	1	1	4	1	3	5	3	2	2	2	2	3	6			29
		2016	2	6	3	-	-	-	-	-	-	-	-	-	11	83.3%	▲	11
	General Civil - Level 3	2015	2	5	2	3	4	2	3	1	5	3	5	4	9			39
		2016	3	2	7	-	-	-	-	-	-	-	-	-	12	33.3%	▲	12
	Probates/Wills and Trusts	2015	-	-	-	-	-	-	-	-	1	-	-	-	0			1
	Probates/Wills and Trusts - Level 2	2015	-	-	3	-	-	1	2	2	1	2	-	-	3	0.0%	↔	11
		2016	1	2	-	-	-	-	-	-	-	-	-	-	3	0.0%	↔	3
	Protective Orders	2015	-	-	-	-	-	-	1	-	-	-	-	-	0			1
Criminal	Uncontested Divorce	2015	10	8	8	12	7	6	5	9	9	4	5	6	26	0.0%	↔	89
		2016	5	12	7	-	-	-	-	-	-	-	-	-	24	-7.7%	▼	24
	Misdemeanor	2015	12	14	17	20	19	7	7	47	29	8	14	11	43			205
		2016	7	20	15	-	-	-	-	-	-	-	-	-	42	-2.3%	▼	42
	Non-Capital Felonies and Related Matters	2015	64	59	107	34	83	75	46	85	141	54	45	60	230			853
		2016	39	98	105	-	-	-	-	-	-	-	-	-	242	5.2%	▲	242
Other	Other Criminally Related Matters	2015	3	2	3	3	6	1	2	4	-	-	2	2	8			28
		2016	2	1	2	-	-	-	-	-	-	-	-	-	5	-37.5%	▼	5
	Miscellaneous	2015	54	64	60	64	34	65	50	42	61	86	61	91	178			732
		2016	119	109	82	-	-	-	-	-	-	-	-	-	310	74.2%	▲	310
Other			2015	22	29	61	21	25	45	38	18	36	22	28	159			504
			2016	418	165	199	-	-	-	-	-	-	-	-	782	598.2%	▲	782

Court: Washington Circuit

Start/End Date: Jan-15 / Mar-16

2015 Average Month: 288

Jan-Mar 2015: 863

Filings Trending: Upward ▲

Circuit/Court ID: 28

228191


Type of Case: Filings

2016 Average Month:379

Jan-Mar 2016 : 1,137

Overall AVG. Month: 306

Monthly Filings Summary




Jan 15-Mar 16

Totals

	2015	2016
Civil	424	116
Criminal	1,476	464
Other	1,553	557
Total	3,453	1,137

Jan --- Mar Filings



863 2015 1,137 2016

Jan --- Mar Filings

	2015	2016	% Change	Trending
Civil	124	116	-6.5%	▼
Criminal	410	464	13.2%	▲
Other	329	557	69.3%	▲
Total	863	1,137	31.7%	▲

	Jan	Feb	Mar	Apr	May	Jun	Jul	Aug	Sep	Oct	Nov	Dec	Thru Mar	% Change	Trending	Total
2015	384	188	291	358	193	223	369	194	266	331	227	429	863			3,453
2016	410	387	340	-	-	-	-	-	-	-	-	-	1,137	31.7%	▲	1,137

			Jan	Feb	Mar	Apr	May	Jun	Jul	Aug	Sep	Oct	Nov	Dec	Thru Mar	% Change	Trending	Total
Civil	Administrative Law	2015	-	-	-	-	-	1	-	3	-	-	-	-	0			4
		2016	-	-	4	-	-	-	-	-	-	-	-	-	4	0.0%	↔	4
	Contested Divorce	2015	6	3	4	2	4	5	6	2	9	3	4	1	13			49
		2016	6	3	7	-	-	-	-	-	-	-	-	-	16	23.1%	▲	16
	Domestic and Family - Level 1	2015	-	3	9	5	3	2	3	2	-	7	1	-	12			35
		2016	2	-	3	-	-	-	-	-	-	-	-	-	5	-58.3%	▼	5
	Domestic and Family - Level 2	2015	3	2	1	5	4	4	4	2	-	2	4	1	6			32
		2016	1	3	6	-	-	-	-	-	-	-	-	-	10	66.7%	▲	10
	General Civil - Level 1	2015	2	-	1	-	1	1	-	-	1	2	1	-	3			9
		2016	9	4	4	6	6	6	10	4	7	7	3	5	17			71
	General Civil - Level 2	2015	4	2	5	-	-	-	-	-	-	-	-	-	11	-35.3%	▼	11
		2016	4	2	5	-	-	-	-	-	-	-	-	-	11	-35.3%	▼	11
	General Civil - Level 3	2015	6	9	6	6	5	6	4	6	4	5	4	5	21			66
		2016	2	3	6	-	-	-	-	-	-	-	-	-	11	-47.6%	▼	11
	Probates/Wills and Trusts	2015	-	-	-	-	-	-	1	1	-	-	-	-	0			2
		2016	1	1	1	-	3	-	-	1	2	-	-	1	3	0.0%	↔	10
Criminal	Probates/Wills and Trusts - Level 2	2015	1	4	3	-	-	-	-	-	-	-	-	-	8	166.7%	▲	8
		2016	1	4	3	-	-	-	-	-	-	-	-	-	8	166.7%	▲	8
	Protective Orders	2015	-	1	-	1	-	-	1	-	-	-	-	-	1			3
		2016	1	-	-	-	-	-	-	-	-	-	-	-	1	0.0%	↔	1
	Uncontested Divorce	2015	12	15	21	14	12	15	11	11	13	5	6	8	48			143
		2016	13	20	17	-	-	-	-	-	-	-	-	-	50	4.2%	▲	50
	Misdemeanor	2015	22	5	11	32	9	11	20	20	13	22	9	17	38			191
		2016	36	25	18	-	-	-	-	-	-	-	-	-	79	107.9%	▲	79
	Non-Capital Felonies and Related Matters	2015	203	47	92	170	56	68	171	28	77	132	69	82	342			1,195
		2016	124	117	96	-	-	-	-	-	-	-	-	-	337	-1.5%	▼	337
	Other Criminally Related Matters	2015	15	12	3	15	-	11	5	1	8	14	3	3	30			90
		2016	34	8	6	-	-	-	-	-	-	-	-	-	48	60.0%	▲	48
Other	Miscellaneous	2015	103	85	133	102	88	92	133	113	132	132	123	306	321			1,542
		2016	185	201	168	-	-	-	-	-	-	-	-	-	554	72.6%	▲	554
	Other	2015	2	1	5	-	2	1	-	-	-	-	-	-	8			11
		2016	1	1	1	-	-	-	-	-	-	-	-	-	3	-62.5%	▼	3

Court: Bristol Circuit

Start/End Date: Jan-15 / Mar-16

2015 Average Month: 174

Jan-Mar 2015: 511

Filings Trending: Upward ▲

Circuit/Court ID: 28

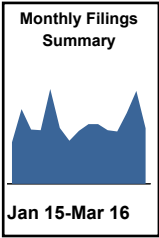
228520

Type of Case: Filings

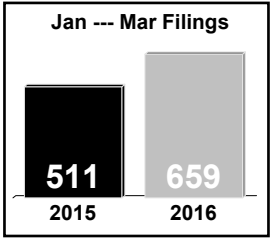
2016 Average Month:220

Jan-Mar 2016 : 659

Overall AVG. Month: 183



	Totals	
	2015	2016
Civil	191	61
Criminal	1,193	390
Other	705	208
Total	2,089	659



Jan --- Mar Filings				
	2015	2016	% Change	Trending
Civil	48	61	27.1%	▲
Criminal	272	390	43.4%	▲
Other	191	208	8.9%	▲
Total	511	659	29.0%	▲

	Jan	Feb	Mar	Apr	May	Jun	Jul	Aug	Sep	Oct	Nov	Dec	Thru Mar	% Change	Trending	Total
2015	124	224	163	161	285	168	129	159	179	179	161	157	511			2,089
2016	213	279	167	-	-	-	-	-	-	-	-	-	659	29.0%	▲	659

			Jan	Feb	Mar	Apr	May	Jun	Jul	Aug	Sep	Oct	Nov	Dec	Thru Mar	% Change	Trending	Total
Civil	Administrative Law	2015	-	-	1	2	-	-	-	-	-	-	-	-	1			3
		2016	-	1	-	-	-	-	-	-	-	-	-	-	1	0.0%	↔	1
	Contested Divorce	2015	5	1	6	1	2	2	3	2	2	3	5	2	12			34
		2016	-	3	2	-	-	-	-	-	-	-	-	-	5	-58.3%	▼	5
	Domestic and Family - Level 1	2015	1	2	-	-	1	5	1	7	-	-	4	-	3			21
		2016	8	1	1	-	-	-	-	-	-	-	-	-	10	233.3%	▲	10
	Domestic and Family - Level 2	2015	1	-	-	3	1	1	-	1	-	-	1	1	1			9
		2016	-	2	-	-	-	-	-	-	-	-	-	-	2	100.0%	▲	2
	General Civil - Level 1	2015	-	-	-	1	-	1	-	1	-	-	-	-	0			3
		2016	1	5	4	5	4	-	4	4	5	1	2	3	10	0.0%	↔	38
	General Civil - Level 2	2015	5	3	3	-	-	-	-	-	-	-	-	-	11	10.0%	▲	11
		2016	3	3	1	-	-	-	-	-	-	-	-	-	7	75.0%	▲	7
	General Civil - Level 3	2015	1	1	2	4	1	1	1	-	2	2	2	-	4			17
		2016	3	3	1	-	-	-	-	-	-	-	-	-	7			7
Criminal	Probates/Wills and Trusts - Level 2	2015	-	-	1	1	-	1	-	1	-	-	-	-	1			4
		2016	-	-	1	-	-	-	-	-	-	-	-	-	1	0.0%	↔	1
	Protective Orders	2015	1	-	-	-	-	-	-	-	-	-	-	-	1			1
		2016	1	-	-	-	-	-	-	-	-	-	-	-	1			1
	Uncontested Divorce	2015	2	4	10	8	8	4	5	1	4	7	7	2	16			62
		2016	5	6	12	-	-	-	-	-	-	-	-	-	23	43.8%	▲	23
	Misdemeanor	2015	7	8	25	5	15	6	12	6	23	17	13	7	40			144
		2016	34	28	14	-	-	-	-	-	-	-	-	-	76	90.0%	▲	76
	Non-Capital Felonies and Related Matters	2015	51	114	62	85	194	79	51	76	95	91	53	78	227			1,029
		2016	72	162	75	-	-	-	-	-	-	-	-	-	309	36.1%	▲	309
Other	Other Criminally Related Matters	2015	3	1	1	3	3	1	2	1	-	3	1	1	5			20
		2016	2	-	3	-	-	-	-	-	-	-	-	-	5	0.0%	↔	5
	Miscellaneous	2015	35	28	33	29	31	42	37	33	36	40	47	49	96			440
		2016	62	64	51	-	-	-	-	-	-	-	-	-	177	84.4%	▲	177
	Other	2015	17	60	18	14	25	25	13	26	12	15	26	14	95			265
		2016	21	6	4	-	-	-	-	-	-	-	-	-	31	-67.4%	▼	31

Court: Buchanan Circuit

Start/End Date: Jan-15 / Mar-16

2015 Average Month: 213

Jan-Mar 2015: 486

Filings Trending: Upward ▲

Circuit/Court ID: 29

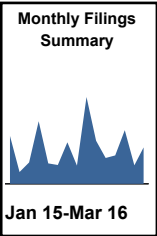
229027

Type of Case: Filings

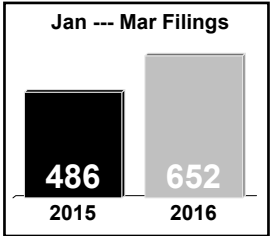
2016 Average Month:217

Jan-Mar 2016 : 652

Overall AVG. Month: 214



Totals		
	2015	2016
Civil	268	81
Criminal	1,573	369
Other	718	202
Total	2,559	652



Jan --- Mar Filings				
	2015	2016	% Change	Trending
Civil	45	81	80.0%	▲
Criminal	271	369	36.2%	▲
Other	170	202	18.8%	▲
Total	486	652	34.2%	▲

	Jan	Feb	Mar	Apr	May	Jun	Jul	Aug	Sep	Oct	Nov	Dec	Thru Mar	% Change	Trending	Total
2015	288	70	128	375	122	113	248	108	522	259	155	171	486			2,559
2016	322	111	219	-	-	-	-	-	-	-	-	-	652	34.2%	▲	652

			Jan	Feb	Mar	Apr	May	Jun	Jul	Aug	Sep	Oct	Nov	Dec	Thru Mar	% Change	Trending	Total
Civil	Contested Divorce	2015	2	3	5	1	-	2	6	-	3	2	2	1	10			27
		2016	1	1	3	-	-	-	-	-	-	-	-	-	5	-50.0%	▼	5
	Domestic and Family - Level 1	2015	1	-	3	-	4	2	2	12	1	9	7	8	4			49
		2016	10	6	3	-	-	-	-	-	-	-	-	-	19	375.0%	▲	19
	Domestic and Family - Level 2	2015	1	-	-	3	1	3	5	1	2	-	1	1	1			18
		2016	2	1	2	-	-	-	-	-	-	-	-	-	5	400.0%	▲	5
	General Civil - Level 1	2015	-	1	3	-	-	1	-	-	1	-	1	-	4			7
		2016	2	-	-	-	-	-	-	-	-	-	-	-	2	-50.0%	▼	2
	General Civil - Level 2	2015	5	4	1	6	6	14	11	4	1	8	9	5	10			74
		2016	5	5	9	-	-	-	-	-	-	-	-	-	19	90.0%	▲	19
	General Civil - Level 3	2015	1	-	1	2	4	5	1	5	2	2	3	-	2			26
		2016	7	1	2	-	-	-	-	-	-	-	-	-	10	400.0%	▲	10
	Probates/Wills and Trusts	2015	-	-	-	-	-	-	-	-	1	-	-	-	0			1
	Probates/Wills and Trusts - Level 2	2015	1	-	1	1	1	-	1	-	1	1	-	1	2	0.0%	↔	8
Criminal		2016	-	2	-	-	-	-	-	-	-	-	-	-	2	0.0%	↔	2
	Protective Orders	2015	-	-	-	-	-	-	-	-	1	1	-	-	0			2
	Uncontested Divorce	2015	2	5	5	8	5	5	5	4	4	5	4	4	12	0.0%	↔	56
		2016	8	5	6	-	-	-	-	-	-	-	-	-	19	58.3%	▲	19
	Capital Murder	2015	-	-	-	1	-	-	-	-	-	-	-	-	0			1
	Misdemeanor	2015	29	4	16	52	14	13	30	20	41	23	9	9	49	0.0%	↔	260
Other		2016	33	13	28	-	-	-	-	-	-	-	-	-	74	51.0%	▲	74
	Non-Capital Felonies and Related Matters	2015	192	13	8	218	39	13	127	20	401	113	56	65	213			1,265
		2016	164	11	97	-	-	-	-	-	-	-	-	-	272	27.7%	▲	272
	Other Criminally Related Matters	2015	8	-	1	13	-	3	-	1	4	11	3	3	9			47
		2016	20	2	1	-	-	-	-	-	-	-	-	-	23	155.6%	▲	23
	Miscellaneous	2015	46	40	84	70	48	52	60	40	59	83	59	73	170			714
Other		2016	70	63	66	-	-	-	-	-	-	-	-	-	199	17.1%	▲	199
	Other	2015	-	-	-	-	-	-	-	1	-	1	1	1	0			4
		2016	-	1	2	-	-	-	-	-	-	-	-	-	3	0.0%	↔	3

Court: Dickenson Circuit

Start/End Date: Jan-15 / Mar-16

2015 Average Month: 113

Jan-Mar 2015: 398

Filings Trending: Downward ▼

Circuit/Court ID: 29

229051

Type of Case: Filings

2016 Average Month:118

Jan-Mar 2016 : 353

Overall AVG. Month: 114

Monthly Filings Summary

Jan 15-Mar 16

Totals

	2015	2016
Civil	176	39
Criminal	658	155
Other	519	159
Total	1,353	353

Jan --- Mar Filings

398

2015

353

2016

Jan --- Mar Filings

	2015	2016	% Change	Trending
Civil	42	39	-7.1%	▼
Criminal	232	155	-33.2%	▼
Other	124	159	28.2%	▲
Total	398	353	-11.3%	▼

	Jan	Feb	Mar	Apr	May	Jun	Jul	Aug	Sep	Oct	Nov	Dec	Thru Mar	% Change	Trending	Total
2015	87	172	139	111	86	125	80	45	209	90	72	137	398			1,353
2016	64	82	207	-	-	-	-	-	-	-	-	-	353	-11.3%	▼	353

			Jan	Feb	Mar	Apr	May	Jun	Jul	Aug	Sep	Oct	Nov	Dec	Thru Mar	% Change	Trending	Total
Civil	Administrative Law	2015	-	-	-	-	-	-	-	-	-	-	-	1	0			1
	Contested Divorce	2015	-	1	2	2	2	1	2	2	3	3	1	2	3	0.0%	↔	21
		2016	1	2	1	-	-	-	-	-	-	-	-	-	4	33.3%	▲	4
	Domestic and Family - Level 1	2015	1	-	2	3	-	1	11	1	-	-	-	3	3			22
		2016	-	2	3	-	-	-	-	-	-	-	-	-	5	66.7%	▲	5
	Domestic and Family - Level 2	2015	3	2	5	1	3	3	1	1	1	4	4	3	10			31
		2016	-	3	1	-	-	-	-	-	-	-	-	-	4	-60.0%	▼	4
	General Civil - Level 1	2016	-	1	-	-	-	-	-	-	-	-	-	-	1			1
	General Civil - Level 2	2015	-	-	4	2	2	2	3	2	3	2	1	4	4			25
		2016	1	1	2	-	-	-	-	-	-	-	-	-	4	0.0%	↔	4
	General Civil - Level 3	2015	-	1	3	-	-	-	2	-	2	1	1	-	4			10
		2016	1	3	5	-	-	-	-	-	-	-	-	-	9	125.0%	▲	9
	Probates/Wills and Trusts	2015	-	-	-	-	-	-	1	-	-	-	-	-	0			1
	Probates/Wills and Trusts - Level 2	2015	1	-	2	-	-	-	2	2	-	-	-	2	3	0.0%	↔	9
		2016	-	-	1	-	-	-	-	-	-	-	-	-	1	-66.7%	▼	1
	Protective Orders	2015	1	-	-	-	-	-	-	-	-	-	-	-	1			1
Criminal	Uncontested Divorce	2015	6	4	4	5	6	5	2	4	7	8	4	-	14			55
		2016	3	2	6	-	-	-	-	-	-	-	-	-	11	-21.4%	▼	11
	Capital Murder	2016	-	-	11	-	-	-	-	-	-	-	-	-	11			11
	Misdemeanor	2015	8	1	12	14	1	23	2	2	6	4	6	5	21			84
		2016	-	5	5	-	-	-	-	-	-	-	-	-	10	-52.4%	▼	10
	Non-Capital Felonies and Related Matters	2015	34	122	55	30	34	36	13	2	150	22	15	61	211			574
Other		2016	11	4	117	-	-	-	-	-	-	-	-	-	132	-37.4%	▼	132
	Other Criminally Related M	2016	-	1	1	-	-	-	-	-	-	-	-	-	2			2
	Miscellaneous	2015	30	25	38	50	27	41	33	19	24	36	34	46	93			403
		2016	38	48	40	-	-	-	-	-	-	-	-	-	126	35.5%	▲	126
	Other	2015	3	16	12	4	11	13	8	10	13	10	6	10	31			116
		2016	9	10	14	-	-	-	-	-	-	-	-	-	33	6.5%	▲	33

Court: Russell Circuit

Start/End Date: Jan-15 / Mar-16

2015 Average Month: 241

Jan-Mar 2015: 665

Filings Trending: Upward ▲

Circuit/Court ID: 29

229167

Type of Case: Filings

2016 Average Month:437

Jan-Mar 2016 : 1,311

Overall AVG. Month: 280

Monthly Filings Summary

Jan 15-Mar 16

Totals

	2015	2016
Civil	377	101
Criminal	1,339	551
Other	1,177	659
Total	2,893	1,311

Jan --- Mar Filings

665 1,311

2015 2016

Jan --- Mar Filings

	2015	2016	% Change	Trending
Civil	93	101	8.6%	▲
Criminal	338	551	63.0%	▲
Other	234	659	181.6%	▲
Total	665	1,311	97.1%	▲

	Jan	Feb	Mar	Apr	May	Jun	Jul	Aug	Sep	Oct	Nov	Dec	Thru Mar	% Change	Trending	Total
2015	221	244	200	229	326	160	162	230	236	188	298	399	665			2,893
2016	271	584	456	-	-	-	-	-	-	-	-	-	1,311	97.1%	▲	1,311

			Jan	Feb	Mar	Apr	May	Jun	Jul	Aug	Sep	Oct	Nov	Dec	Thru Mar	% Change	Trending	Total
Civil	Administrative Law	2015	-	-	1	1	-	-	-	1	-	1	-	-	1			4
	Contested Divorce	2015	3	8	5	8	4	4	1	4	4	2	5	4	16			52
		2016	3	3	4	-	-	-	-	-	-	-	-	-	10	-37.5%	▼	10
	Domestic and Family - Level 1	2015	10	7	-	6	-	-	10	3	-	3	1	3	17			43
		2016	-	13	9	-	-	-	-	-	-	-	-	-	22	29.4%	▲	22
	Domestic and Family - Level 2	2015	1	1	3	5	2	6	2	1	5	3	-	1	5			30
		2016	1	1	5	-	-	-	-	-	-	-	-	-	7	40.0%	▲	7
	General Civil - Level 1	2015	-	-	-	1	2	3	-	-	-	-	1	-	0			7
		2016	1	-	1	-	-	-	-	-	-	-	-	-	2	0.0%	↔	2
	General Civil - Level 2	2015	7	3	3	4	9	2	2	7	6	9	4	5	13			61
		2016	8	3	4	-	-	-	-	-	-	-	-	-	15	15.4%	▲	15
	General Civil - Level 3	2015	4	1	-	3	3	2	4	1	10	5	8	8	5			49
		2016	6	3	1	-	-	-	-	-	-	-	-	-	10	100.0%	▲	10
	Probates/Wills and Trusts - Level 1	2015	-	-	-	-	1	-	-	-	-	-	-	-	0			1
		2016	-	1	-	-	-	-	-	-	-	-	-	-	1	0.0%	↔	1
	Probates/Wills and Trusts - Level 2	2015	2	1	1	3	3	-	1	2	-	-	2	-	4			15
		2016	1	4	-	-	-	-	-	-	-	-	-	-	5	25.0%	▲	5
Criminal	Protective Orders	2015	-	-	-	-	-	-	-	-	-	-	3	1	0			4
		2016	-	-	1	-	-	-	-	-	-	-	-	-	1	0.0%	↔	1
	Uncontested Divorce	2015	15	9	8	6	5	11	9	9	9	9	13	8	32			111
		2016	5	15	8	-	-	-	-	-	-	-	-	-	28	-12.5%	▼	28
	Misdemeanor	2015	20	20	20	9	43	3	11	19	11	8	20	58	60			242
		2016	7	12	14	-	-	-	-	-	-	-	-	-	33	-45.0%	▼	33
Other	Non-Capital Felonies and Related Matters	2015	80	121	65	79	157	43	45	115	64	47	122	127	266			1,065
		2016	80	297	132	-	-	-	-	-	-	-	-	-	509	91.4%	▲	509
	Other Criminally Related Matters	2015	2	3	7	1	-	2	3	1	6	4	3	-	12			32
		2016	3	4	2	-	-	-	-	-	-	-	-	-	9	-25.0%	▼	9
	Miscellaneous	2015	60	58	47	67	53	52	56	51	75	74	67	139	165			799
		2016	108	116	108	-	-	-	-	-	-	-	-	-	332	101.2%	▲	332
Other	Other	2015	17	12	40	36	44	32	18	16	46	23	49	45	69			378
		2016	48	112	167	-	-	-	-	-	-	-	-	-	327	373.9%	▲	327

Court: Tazewell Circuit

Start/End Date: Jan-15 / Mar-16

2015 Average Month: 484

Jan-Mar 2015: 2,132

Filings Trending: Downward ▼

Circuit/Court ID: 29

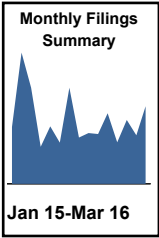
229185

Type of Case: Filings

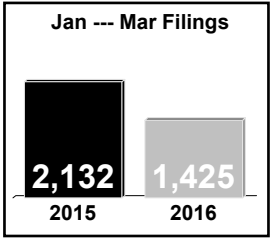
2016 Average Month:475

Jan-Mar 2016 : 1,425

Overall AVG. Month: 482



Totals		
	2015	2016
Civil	469	144
Criminal	3,964	760
Other	1,378	521
Total	5,811	1,425



Jan --- Mar Filings				
	2015	2016	% Change	Trending
Civil	130	144	10.8%	▲
Criminal	1,592	760	-52.3%	▼
Other	410	521	27.1%	▲
Total	2,132	1,425	-33.2%	▼

		Jan	Feb	Mar	Apr	May	Jun	Jul	Aug	Sep	Oct	Nov	Dec	Thru Mar	% Change	Trending	Total
2015		426	985	721	277	430	308	721	348	380	374	529	312	2,132			5,811
2016		479	364	582	-	-	-	-	-	-	-	-	-	1,425	-33.2%	▼	1,425

		Jan	Feb	Mar	Apr	May	Jun	Jul	Aug	Sep	Oct	Nov	Dec	Thru Mar	% Change	Trending	Total
Civil	Administrative Law	2015	-	-	-	-	-	2	2	-	-	1	2	0			7
		2016	1	-	1	-	-	-	-	-	-	-	-	2	0.0%	↔	2
	Contested Divorce	2015	5	8	5	10	1	4	9	7	12	4	5	18			74
		2016	8	4	10	-	-	-	-	-	-	-	-	22	22.2%	▲	22
	Domestic and Family - Level 1	2015	1	6	24	4	1	2	1	7	13	3	2	31			66
		2016	2	10	2	-	-	-	-	-	-	-	-	14	-54.8%	▼	14
	Domestic and Family - Level 2	2015	4	2	3	1	5	4	3	1	1	5	1	9			35
		2016	2	9	10	-	-	-	-	-	-	-	-	21	133.3%	▲	21
	General Civil - Level 1	2015	-	1	1	1	1	-	1	1	-	1	-	2			7
	General Civil - Level 2	2015	10	3	6	13	5	5	7	5	2	6	6	19			72
		2016	4	5	7	-	-	-	-	-	-	-	-	16	-15.8%	▼	16
	General Civil - Level 3	2015	-	3	-	1	-	6	4	5	1	6	2	3			33
		2016	5	4	4	-	-	-	-	-	-	-	-	13	333.3%	▲	13
	Probates/Wills and Trusts	2015	-	-	-	-	1	1	-	-	-	1	1	0			4
	Probates/Wills and Trusts - Level 2	2015	4	3	5	6	1	1	3	1	6	1	-	12	0.0%	↔	31
		2016	4	-	2	-	-	-	-	-	-	-	-	6	-50.0%	▼	6
	Uncontested Divorce	2015	12	9	15	11	9	12	9	9	16	11	14	36			140
		2016	12	24	14	-	-	-	-	-	-	-	-	50	38.9%	▲	50
Criminal	Capital Murder	2015	-	-	-	-	-	-	-	-	1	-	-	0			1
	Misdemeanor	2015	73	54	124	32	86	35	142	62	45	26	98	251	0.0%	↔	794
		2016	83	26	79	-	-	-	-	-	-	-	-	188	-25.1%	▼	188
	Non-Capital Felonies and Related Matters	2015	185	770	374	93	243	143	451	138	161	278	100	1,329			3,134
		2016	188	84	295	-	-	-	-	-	-	-	-	567	-57.3%	▼	567
	Other Criminally Related Matters	2015	5	5	2	2	1	-	4	2	3	7	1	12			35
		2016	2	3	-	-	-	-	-	-	-	-	-	5	-58.3%	▼	5
Other	Miscellaneous	2015	124	111	155	98	74	84	76	100	97	124	99	390			1,290
		2016	163	184	151	-	-	-	-	-	-	-	-	498	27.7%	▲	498
	Other	2015	3	10	7	5	3	11	6	11	5	4	8	20			88
		2016	5	11	7	-	-	-	-	-	-	-	-	23	15.0%	▲	23

Court: Lee Circuit
Start/End Date: Jan-15 / Mar-16
2015 Average Month: 195
Jan-Mar 2015: 529
Filings Trending: Steady ↔

Circuit/Court ID: 30
230105
Type of Case: Filings
2016 Average Month:178
Jan-Mar 2016 : 534
Overall AVG. Month: 192

Monthly Filings Summary

Jan 15-Mar 16

Totals

	2015	2016
Civil	257	66
Criminal	1,450	275
Other	633	193
Total	2,340	534

Jan --- Mar Filings

529

2015

534

2016

Jan --- Mar Filings

	2015	2016	% Change	Trending
Civil	69	66	-4.3%	▼
Criminal	323	275	-14.9%	▼
Other	137	193	40.9%	▲
Total	529	534	0.9%	▲

	Jan	Feb	Mar	Apr	May	Jun	Jul	Aug	Sep	Oct	Nov	Dec	Thru Mar	% Change	Trending	Total
2015	148	220	161	176	234	226	160	231	197	230	94	263	529			2,340
2016	176	199	159	-	-	-	-	-	-	-	-	-	534	0.9%	▲	534

			Jan	Feb	Mar	Apr	May	Jun	Jul	Aug	Sep	Oct	Nov	Dec	Thru Mar	% Change	Trending	Total
Civil	Administrative Law	2016	1	-	-	-	-	-	-	-	-	-	-	-	1			1
	Contested Divorce	2015	5	2	3	4	3	2	5	2	1	2	1	-	10			30
		2016	1	2	5	-	-	-	-	-	-	-	-	-	8	-20.0%	▼	8
	Domestic and Family - Level 1	2015	2	7	1	-	2	13	4	6	-	-	-	1	10			36
		2016	1	-	-	-	-	-	-	-	-	-	-	-	1	-90.0%	▼	1
	Domestic and Family - Level 2	2015	-	3	2	4	2	2	2	2	4	4	-	1	5			26
		2016	2	5	5	-	-	-	-	-	-	-	-	-	12	140.0%	▲	12
	General Civil - Level 1	2015	-	-	1	3	-	1	1	-	1	-	-	1	1			8
		2016	-	2	-	-	-	-	-	-	-	-	-	-	2	100.0%	▲	2
	General Civil - Level 2	2015	4	5	3	4	2	4	1	3	-	2	4	4	12			36
		2016	1	2	3	-	-	-	-	-	-	-	-	-	6	-50.0%	▼	6
	General Civil - Level 3	2015	8	1	1	1	-	-	1	5	-	7	1	4	10			29
		2016	2	4	2	-	-	-	-	-	-	-	-	-	8	-20.0%	▼	8
	Probates/Wills and Trusts	2015	-	-	-	-	-	-	-	-	-	-	1	1	0			2
	Probates/Wills and Trusts - Level 2	2015	-	-	2	1	2	1	2	8	1	1	2	6	2	0.0%	↔	26
Criminal		2016	2	4	-	-	-	-	-	-	-	-	-	-	6	200.0%	▲	6
	Protective Orders	2015	-	-	-	-	-	-	2	1	-	-	-	-	0			3
	Uncontested Divorce	2015	6	3	10	6	2	6	4	4	7	3	4	6	19	0.0%	↔	61
		2016	5	11	6	-	-	-	-	-	-	-	-	-	22	15.8%	▲	22
	Misdemeanor	2015	15	19	23	39	39	42	18	40	37	35	16	37	57			360
Other		2016	17	16	14	-	-	-	-	-	-	-	-	-	47	-17.5%	▼	47
	Non-Capital Felonies and Related Matters	2015	54	137	52	73	135	98	53	112	59	91	15	84	243			963
		2016	63	91	43	-	-	-	-	-	-	-	-	-	197	-18.9%	▼	197
	Other Criminally Related Matters	2015	3	7	13	7	14	11	13	7	20	9	11	12	23			127
		2016	21	5	5	-	-	-	-	-	-	-	-	-	31	34.8%	▲	31
Other	Miscellaneous	2015	51	36	50	34	32	46	54	41	66	75	39	106	137			630
		2016	60	57	76	-	-	-	-	-	-	-	-	-	193	40.9%	▲	193
	Other	2015	-	-	-	-	1	-	-	-	1	1	-	-	0			3

Court: Scott Circuit

Start/End Date: Jan-15 / Mar-16

2015 Average Month: 224

Jan-Mar 2015: 609

Filings Trending: Upward ▲

Circuit/Court ID: 30

230169


Type of Case: Filings

2016 Average Month:249

Jan-Mar 2016 : 748

Overall AVG. Month: 229

Monthly Filings Summary



Jan 15-Mar 16

Totals

	2015	2016
Civil	241	71
Criminal	1,736	418
Other	711	259
Total	2,688	748

Jan --- Mar Filings

609

2015

748

2016

Jan --- Mar Filings

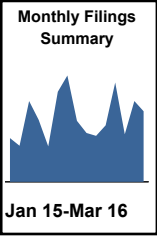
	2015	2016	% Change	Trending
Civil	55	71	29.1%	▲
Criminal	379	418	10.3%	▲
Other	175	259	48.0%	▲
Total	609	748	22.8%	▲

	Jan	Feb	Mar	Apr	May	Jun	Jul	Aug	Sep	Oct	Nov	Dec	Thru Mar	% Change	Trending	Total
2015	110	150	349	300	167	177	195	191	361	350	155	183	609			2,688
2016	265	235	248	-	-	-	-	-	-	-	-	-	748	22.8%	▲	748

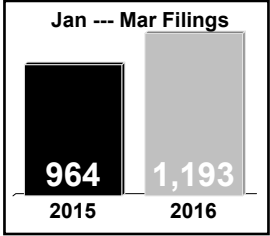
			Jan	Feb	Mar	Apr	May	Jun	Jul	Aug	Sep	Oct	Nov	Dec	Thru Mar	% Change	Trending	Total
Civil	Administrative Law	2015	-	1	-	-	-	-	-	-	1	-	-	-	1			2
	Contested Divorce	2015	5	2	3	4	4	3	6	2	2	3	1	2	10			37
		2016	2	3	6	-	-	-	-	-	-	-	-	-	11	10.0%	▲	11
	Domestic and Family - Level 1	2015	1	1	1	2	-	6	-	-	3	1	1	4	3			20
		2016	4	-	-	-	-	-	-	-	-	-	-	-	4	33.3%	▲	4
	Domestic and Family - Level 2	2015	-	2	3	2	1	-	1	3	1	1	-	-	5			14
		2016	-	1	1	-	-	-	-	-	-	-	-	-	2	-60.0%	▼	2
	General Civil - Level 1	2015	-	-	-	-	-	1	1	-	-	1	1	-	0			4
	General Civil - Level 2	2015	-	2	3	4	5	3	6	1	3	1	3	1	5	0.0%	↔	32
		2016	4	7	3	-	-	-	-	-	-	-	-	-	14	180.0%	▲	14
	General Civil - Level 3	2015	3	3	1	2	7	4	4	4	2	-	2	1	7			33
		2016	6	5	3	-	-	-	-	-	-	-	-	-	14	100.0%	▲	14
	Probates/Wills and Trusts	2015	-	1	-	-	-	-	-	-	-	-	-	-	1			1
	Probates/Wills and Trusts - Level 2	2015	1	-	2	1	1	-	1	4	-	2	2	1	3			15
Criminal		2016	1	1	4	-	-	-	-	-	-	-	-	-	6	100.0%	▲	6
	Uncontested Divorce	2015	6	4	10	9	8	7	5	6	6	7	6	9	20			83
		2016	7	8	5	-	-	-	-	-	-	-	-	-	20	0.0%	↔	20
	Misdemeanor	2015	21	12	63	44	25	48	41	31	39	26	39	17	96			406
Other		2016	43	52	45	-	-	-	-	-	-	-	-	-	140	45.8%	▲	140
	Non-Capital Felonies and Related Matters	2015	23	83	170	166	70	52	74	69	254	215	40	18	276			1,234
		2016	98	75	74	-	-	-	-	-	-	-	-	-	247	-10.5%	▼	247
	Other Criminally Related Matters	2015	-	1	6	15	5	10	7	7	9	19	6	11	7			96
Other		2016	6	3	22	-	-	-	-	-	-	-	-	-	31	342.9%	▲	31
	Miscellaneous	2015	50	38	87	50	41	43	49	64	41	73	54	119	175			709
		2016	94	80	85	-	-	-	-	-	-	-	-	-	259	48.0%	▲	259
Other			2015	-	-	-	1	-	-	-	-	1	-	-	0			2

Court: Wise Circuit
Start/End Date: Jan-15 / Mar-16
2015 Average Month: 383
Jan-Mar 2015: 964
Filings Trending: Upward ▲

Circuit/Court ID: 30
230195
Type of Case: Filings
2016 Average Month:398
Jan-Mar 2016 : 1,193
Overall AVG. Month: 386



Totals		
	2015	2016
Civil	613	145
Criminal	2,897	720
Other	1,090	328
Total	4,600	1,193



Jan --- Mar Filings				
	2015	2016	% Change	Trending
Civil	153	145	-5.2%	▼
Criminal	513	720	40.4%	▲
Other	298	328	10.1%	▲
Total	964	1,193	23.8%	▲

		Jan	Feb	Mar	Apr	May	Jun	Jul	Aug	Sep	Oct	Nov	Dec	Thru Mar	% Change	Trending	Total
2015		262	217	485	372	213	540	638	366	294	276	340	597	964			4,600
2016		285	485	423	-	-	-	-	-	-	-	-	-	1,193	23.8%	▲	1,193

		Jan	Feb	Mar	Apr	May	Jun	Jul	Aug	Sep	Oct	Nov	Dec	Thru Mar	% Change	Trending	Total
Civil	Administrative Law	2015	-	-	1	-	1	-	-	-	1	-	2	2	1		7
		2016	1	-	-	-	-	-	-	-	-	-	-	1	0.0%	↔	1
	Contested Divorce	2015	7	4	9	12	8	5	9	7	4	6	6	20			82
		2016	4	10	5	-	-	-	-	-	-	-	-	19	-5.0%	▼	19
	Domestic and Family - Level 1	2015	6	4	2	5	7	6	6	1	8	3	8	12			58
		2016	4	1	1	-	-	-	-	-	-	-	-	6	-50.0%	▼	6
	Domestic and Family - Level 2	2015	4	2	6	1	7	3	4	3	7	4	3	12			46
		2016	2	3	6	-	-	-	-	-	-	-	-	11	-8.3%	▼	11
	General Civil - Level 1	2015	4	-	-	-	2	1	-	1	1	1	1	4			12
		2016	-	1	-	-	-	-	-	-	-	-	-	1	-75.0%	▼	1
	General Civil - Level 2	2015	13	3	13	6	11	11	17	9	16	12	8	29			129
		2016	6	10	12	-	-	-	-	-	-	-	-	28	-3.4%	▼	28
	General Civil - Level 3	2015	2	5	4	1	3	4	6	4	5	3	6	11			51
		2016	2	3	5	-	-	-	-	-	-	-	-	10	-9.1%	▼	10
Criminal	Probates/Wills and Trusts	2016	1	-	-	-	-	-	-	-	-	-	-	1			1
	Probates/Wills and Trusts - Level 2	2015	1	4	1	1	-	3	2	2	1	1	3	6			21
		2016	5	5	5	-	-	-	-	-	-	-	-	15	150.0%	▲	15
	Uncontested Divorce	2015	22	19	17	15	16	22	25	16	12	17	18	58			207
		2016	16	17	20	-	-	-	-	-	-	-	-	53	-8.6%	▼	53
	Capital Murder	2015	-	-	-	-	-	-	1	1	-	-	-	0			2
Other	Misdemeanor	2015	48	30	81	71	36	138	66	79	52	38	73	159	0.0%	↔	857
		2016	42	51	81	-	-	-	-	-	-	-	-	174	9.4%	▲	174
	Non-Capital Felonies and Related Matters	2015	57	56	213	146	57	245	453	125	97	92	130	326			1,935
		2016	101	250	158	-	-	-	-	-	-	-	-	509	56.1%	▲	509
	Other Criminally Related Matters	2015	4	18	6	10	9	16	9	10	11	-	6	28			103
Other		2016	11	12	14	-	-	-	-	-	-	-	-	37	32.1%	▲	37
	Miscellaneous	2015	91	70	132	101	53	82	45	92	79	92	82	293			1,054
		2016	85	118	114	-	-	-	-	-	-	-	-	317	8.2%	▲	317
Other	Other	2015	3	2	-	3	3	4	3	10	2	4	1	5			36
		2016	5	4	2	-	-	-	-	-	-	-	-	11	120.0%	▲	11

Court: Prince William Circuit

Start/End Date: Jan-15 / Mar-16

2015 Average Month: 1,456

Jan-Mar 2015: 4,156

Filings Trending: Upward ▲

Circuit/Court ID: 31

231153


Type of Case: Filings

2016 Average Month: 1,598

Jan-Mar 2016 : 4,795

Overall AVG. Month: 1,484

Monthly Filings Summary




Jan 15-Mar 16

Totals

	2015	2016
Civil	3,338	752
Criminal	5,528	1,353
Other	8,603	2,690
Total	17,469	4,795

Jan --- Mar Filings



4,156 4,795

2015 2016

Jan --- Mar Filings

	2015	2016	% Change	Trending
Civil	872	752	-13.8%	▼
Criminal	1,286	1,353	5.2%	▲
Other	1,998	2,690	34.6%	▲
Total	4,156	4,795	15.4%	▲

			Jan	Feb	Mar	Apr	May	Jun	Jul	Aug	Sep	Oct	Nov	Dec	Thru Mar	% Change	Trending	Total
2015			1,393	1,258	1,505	1,443	1,307	1,435	1,521	1,371	1,298	1,420	1,519	1,999	4,156			17,469
2016			1,409	1,671	1,715	-	-	-	-	-	-	-	-	-	4,795	15.4%	▲	4,795

			Jan	Feb	Mar	Apr	May	Jun	Jul	Aug	Sep	Oct	Nov	Dec	Thru Mar	% Change	Trending	Total
Civil	Administrative Law	2015	3	1	1	-	-	-	-	-	-	-	2	-	5			7
		2016	5	-	-	-	-	-	-	-	-	-	-	-	5	0.0%	↔	5
	Contested Divorce	2015	31	45	38	38	42	29	36	42	22	32	36	29	114			420
		2016	19	39	35	-	-	-	-	-	-	-	-	-	93	-18.4%	▼	93
	Domestic and Family - Level 1	2015	13	23	15	28	20	17	19	16	15	20	26	22	51			234
		2016	21	17	28	-	-	-	-	-	-	-	-	-	66	29.4%	▲	66
	Domestic and Family - Level 2	2015	44	29	28	12	7	15	9	42	14	28	10	13	101			251
		2016	6	10	20	-	-	-	-	-	-	-	-	-	36	-64.4%	▼	36
	General Civil - Level 1	2015	5	-	-	4	8	2	1	3	3	2	2	1	5			31
		2016	2	4	5	-	-	-	-	-	-	-	-	-	11	120.0%	▲	11
	General Civil - Level 2	2015	72	65	70	97	73	91	90	63	63	64	49	69	207			866
		2016	55	86	68	-	-	-	-	-	-	-	-	-	209	1.0%	▲	209
	General Civil - Level 3	2015	21	30	34	28	27	28	34	26	41	28	27	34	85			358
		2016	24	23	24	-	-	-	-	-	-	-	-	-	71	-16.5%	▼	71
	Probates/Wills and Trusts	2015	1	1	1	3	1	-	1	1	2	1	-	1	3			13
	Probates/Wills and Trusts - Level 2	2015	8	14	13	8	8	10	13	6	8	10	6	6	35			110
Criminal	Misdemeanor	2015	8	14	13	8	8	10	13	6	8	10	6	6	35			110
		2016	7	8	13	-	-	-	-	-	-	-	-	-	28	-20.0%	▼	28
	Protective Orders	2015	1	4	3	1	1	3	-	1	1	1	5	5	8			26
		2016	1	-	-	-	-	-	-	-	-	-	-	-	1	-87.5%	▼	1
	Uncontested Divorce	2015	68	87	103	121	85	94	86	90	74	80	70	64	258			1,022
		2016	66	79	87	-	-	-	-	-	-	-	-	-	232	-10.1%	▼	232
	Non-Capital Felonies and Related Matters	2015	109	83	98	67	106	92	141	131	114	126	152	127	290			1,346
		2016	121	95	93	-	-	-	-	-	-	-	-	-	309	6.6%	▲	309
	Other Criminally Related Matters	2015	286	238	300	280	217	274	296	258	242	319	350	254	824			3,314
		2016	197	307	309	-	-	-	-	-	-	-	-	-	813	-1.3%	▼	813
	Miscellaneous	2015	81	38	53	64	93	78	93	55	72	57	79	105	172			868
		2016	76	84	71	-	-	-	-	-	-	-	-	-	231	34.3%	▲	231
	Other	2015	576	528	658	625	475	551	616	573	574	583	651	1,176	1,762			7,586
		2016	739	816	893	-	-	-	-	-	-	-	-	-	2,448	38.9%	▲	2,448
	Other	2015	74	72	90	67	144	151	86	64	53	69	54	93	236			1,017
		2016	70	103	69	-	-	-	-	-	-	-	-	-	242	2.5%	▲	242