

Court: Chesapeake Circuit

Start/End Date: Jan-15 / Jun-16

2015 Average Month: 1,120

Jan-Jun 2015: 6,135

Filings Trending: ▲

Circuit/Court ID: 1 201550


Type of Case: Filings

2016 Average Month:1,388

Jan-Jun 2016 : 8,329

Overall AVG. Month: 1,210

Monthly Summary

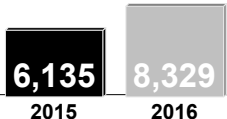


Jan 15-Jun 16

Totals

	2015	2016
Civil	3,297	1,821
Criminal	5,733	3,551
Other	4,413	2,957
Total	13,443	8,329

Jan --- Jun Filings



6,135 2015 8,329 2016

Jan --- Jun Filings

	2015	2016	% Change	Trending
Civil	1,567	1,821	16.2%	▲
Criminal	2,738	3,551	29.7%	▲
Other	1,830	2,957	61.6%	▲
Total	6,135	8,329	35.8%	▲

	Jan	Feb	Mar	Apr	May	Jun	Jul	Aug	Sep	Oct	Nov	Dec	Thru Jun	% Change	Trending	Total
2015	1,019	845	1,028	1,194	1,033	1,016	1,371	988	1,077	1,256	1,099	1,517	6,135			13,443
2016	1,274	1,453	1,593	1,520	1,233	1,256	-	-	-	-	-	-	8,329	35.8%	▲	8,329

		Jan	Feb	Mar	Apr	May	Jun	Jul	Aug	Sep	Oct	Nov	Dec	Thru Jun	% Change	Trending	Total
Administrative Law	2015	1	1	-	2	4	1	5	4	3	1	-	-	9			22
	2016	3	2	3	3	-	2	-	-	-	-	-	-	13	44.4%	▲	13
Capital Murder	2015	-	-	-	-	-	1	-	-	-	-	-	-	1			1
	2016	14	19	20	25	34	27	19	15	15	23	27	19	139			257
Contested Divorce	2015	25	24	27	26	35	29	-	-	-	-	-	-	166	19.4%	▲	166
	2016	10	16	13	33	10	19	21	17	18	15	23	18	101	23.8%	▲	213
Domestic and Family - Level 1	2015	9	20	30	27	19	20	-	-	-	-	-	-	125	23.8%	▲	125
	2016	3	12	11	9	5	6	7	4	9	5	5	9	46			85
Domestic and Family - Level 2	2015	6	8	10	15	6	10	-	-	-	-	-	-	55	19.6%	▲	55
	2016	1	5	2	6	3	1	6	3	5	4	5	-	18			41
General Civil - Level 1	2015	5	3	4	3	7	2	-	-	-	-	-	-	24	33.3%	▲	24
	2016	31	55	32	64	31	39	67	39	37	51	37	31	252			514
General Civil - Level 2	2015	49	45	32	20	53	25	-	-	-	-	-	-	224	-11.1%	▼	224
	2016	3	12	16	26	14	15	28	3	11	29	12	21	86			190
General Civil - Level 3	2015	18	6	13	20	28	12	-	-	-	-	-	-	97	12.8%	▲	97
	2016	406	321	381	343	312	296	462	305	344	338	387	676	2,059			4,571
Miscellaneous	2015	558	584	496	402	338	397	-	-	-	-	-	-	2,775	34.8%	▲	2,775
	2016	100	82	104	135	124	105	131	122	114	122	123	154	650			1,416
Misdemeanor	2015	83	142	141	146	109	127	-	-	-	-	-	-	748	15.1%	▲	748
	2016	315	183	258	408	347	334	331	287	306	393	257	297	1,845			3,716
Non-Capital Felonies and Related Matters	2015	291	358	554	528	385	428	-	-	-	-	-	-	2,544	37.9%	▲	2,544
	2016	62	35	72	56	50	58	148	87	90	168	109	123	333			1,058
Other	2015	121	129	139	209	132	98	-	-	-	-	-	-	828	148.6%	▲	828
	2016	31	50	42	39	37	51	74	42	57	49	53	94	250			619
Other Criminally Related Matters	2015	28	45	59	44	47	46	-	-	-	-	-	-	269	7.6%	▲	269
	2016	2	1	1	-	-	2	-	-	1	2	-	1	6			10
Probates/Wills and Trusts - Level 1	2015	-	-	2	-	-	-	-	-	-	-	-	-	2	-66.7%	▼	2
	2016	8	3	10	2	5	4	7	11	4	9	5	3	32			71
Probates/Wills and Trusts - Level 2	2015	6	7	8	6	11	7	-	-	-	-	-	-	45	40.6%	▲	45
	2016	32	50	66	46	57	57	65	49	63	47	56	71	308			659
Uncontested Divorce	2015	72	80	75	71	63	53	-	-	-	-	-	-	414	34.4%	▲	414
	2016																

Court: Accomack Circuit

Start/End Date: Jan-15 / Jun-16

2015 Average Month: 111

Jan-Jun 2015: 620

Filings Trending: ▲

Circuit/Court ID: 2 202001


Type of Case: Filings

2016 Average Month:137

Jan-Jun 2016 : 820

Overall AVG. Month: 119

Monthly Summary



Jan 15-Jun 16

Totals

	2015	2016
Civil	396	192
Criminal	431	249
Other	501	379
Total	1,328	820

Jan --- Jun Filings

620

2015

820

2016

Jan --- Jun Filings

	2015	2016	% Change	Trending
Civil	199	192	-3.5%	▼
Criminal	209	249	19.1%	▲
Other	212	379	78.8%	▲
Total	620	820	32.3%	▲

	Jan	Feb	Mar	Apr	May	Jun	Jul	Aug	Sep	Oct	Nov	Dec	Thru Jun	% Change	Trending	Total
2015	102	86	109	140	87	96	84	98	100	154	90	182	620			1,328
2016	149	187	104	131	117	132	-	-	-	-	-	-	820	32.3%	▲	820

		Jan	Feb	Mar	Apr	May	Jun	Jul	Aug	Sep	Oct	Nov	Dec	Thru Jun	% Change	Trending	Total
Administrative Law	2015	-	-	-	-	-	-	-	-	-	2	2	-	0			4
	2016	-	2	-	1	-	1	-	-	-	-	-	-	4	0.0%	↔	4
Capital Murder	2015	-	1	-	-	-	-	-	-	-	-	-	-	1			1
	2016	-	1	-	-	-	-	-	-	-	-	-	-	1			1
Contested Divorce	2015	4	3	2	2	1	3	1	2	3	6	3	1	15			31
	2016	3	3	1	3	11	3	-	-	-	-	-	-	24	60.0%	▲	24
Domestic and Family - Level 1	2015	-	2	-	2	2	-	2	-	1	4	2	-	6			15
	2016	3	3	3	1	-	2	-	-	-	-	-	-	12	100.0%	▲	12
Domestic and Family - Level 2	2015	2	-	-	-	-	2	4	1	-	-	-	-	4			9
	2016	-	-	1	2	1	2	-	-	-	-	-	-	6	50.0%	▲	6
General Civil - Level 1	2015	3	2	-	1	1	-	1	-	-	-	-	-	7			8
	2016	1	-	-	-	-	-	-	-	-	-	-	-	1	-85.7%	▼	1
General Civil - Level 2	2015	14	2	2	7	10	10	3	15	7	5	6	2	45			83
	2016	3	1	3	4	4	3	-	-	-	-	-	-	18	-60.0%	▼	18
General Civil - Level 3	2015	9	3	3	4	7	5	2	4	7	3	2	1	31			50
	2016	3	2	3	3	1	4	-	-	-	-	-	-	16	-48.4%	▼	16
Miscellaneous	2015	44	26	64	47	44	27	39	29	45	68	55	100	252			588
	2016	101	107	72	57	58	43	-	-	-	-	-	-	438	73.8%	▲	438
Misdemeanor	2015	2	3	8	4	4	8	10	9	4	12	5	8	29			77
	2016	9	6	4	14	12	12	-	-	-	-	-	-	57	96.6%	▲	57
Non-Capital Felonies and Related Matters	2015	9	39	12	65	10	31	11	26	20	47	6	62	166			338
	2016	8	55	8	36	21	47	-	-	-	-	-	-	175	5.4%	▲	175
Other	2015	1	1	1	1	1	2	2	3	2	2	2	3	7			21
	2016	6	1	-	1	3	-	-	-	-	-	-	-	11	57.1%	▲	11
Other Criminally Related Matters	2015	4	-	6	2	-	2	-	-	-	2	3	1	14			20
	2016	5	1	4	1	-	6	-	-	-	-	-	-	17	21.4%	▲	17
Probates/Wills and Trusts - Lev	2016	-	-	1	1	-	-	-	-	-	-	-	-	2			2
Probates/Wills and Trusts - Level 2	2015	-	-	1	-	-	-	-	3	-	-	-	-	1			4
	2016	-	-	1	-	-	-	-	-	-	-	-	-	1	0.0%	↔	1
Protective Orders	2015	-	-	-	-	-	-	1	-	-	-	-	-	0			1
Uncontested Divorce	2015	10	5	10	5	7	6	8	6	11	3	4	4	43	0.0%	↔	79
	2016	7	5	3	7	6	9	-	-	-	-	-	-	37	-14.0%	▼	37

Court: Northampton Circuit

Start/End Date: Jan-15 / Jun-16

2015 Average Month: 74

Jan-Jun 2015: 358

Filings Trending: ▲

Circuit/Court ID: 2 202131


Type of Case: Filings

2016 Average Month:93

Jan-Jun 2016 : 556

Overall AVG. Month: 80

Monthly Summary



Jan 15-Jun 16

Totals

	2015	2016
Civil	173	66
Criminal	532	381
Other	184	109
Total	889	556

Jan --- Jun Filings

358

2015

556

2016

Jan --- Jun Filings

	2015	2016	% Change	Trending
Civil	86	66	-23.3%	▼
Criminal	202	381	88.6%	▲
Other	70	109	55.7%	▲
Total	358	556	55.3%	▲

	Jan	Feb	Mar	Apr	May	Jun	Jul	Aug	Sep	Oct	Nov	Dec	Thru Jun	% Change	Trending	Total
2015	55	46	70	46	58	83	82	75	60	123	108	83	358			889
2016	107	90	179	53	85	42	-	-	-	-	-	-	556	55.3%	▲	556

		Jan	Feb	Mar	Apr	May	Jun	Jul	Aug	Sep	Oct	Nov	Dec	Thru Jun	% Change	Trending	Total
Administrative Law	2015	-	-	-	-	1	-	-	-	-	-	-	-	1			1
Contested Divorce	2015	-	-	3	2	-	-	2	4	1	2	1	-	5			15
	2016	1	3	1	1	1	-	-	-	-	-	-	-	7	40.0%	▲	7
Domestic and Family - Level 1	2015	-	-	-	1	3	-	2	-	-	-	3	1	4			10
	2016	-	-	2	3	1	1	-	-	-	-	-	-	7	75.0%	▲	7
Domestic and Family - Level 2	2015	-	1	1	-	-	1	-	-	-	-	-	-	3			3
	2016	-	-	-	-	1	-	-	-	-	-	-	-	1	-66.7%	▼	1
General Civil - Level 1	2015	-	-	-	-	-	-	-	-	-	1	-	1	0			2
General Civil - Level 2	2015	2	1	4	3	1	3	4	2	3	-	1	1	14	0.0%	↔	25
	2016	-	-	2	1	4	1	-	-	-	-	-	-	8	-42.9%	▼	8
General Civil - Level 3	2015	9	1	-	2	5	9	6	7	2	6	3	2	26			52
	2016	2	5	-	4	3	-	-	-	-	-	-	-	14	-46.2%	▼	14
Miscellaneous	2015	13	20	20	8	14	12	16	20	16	23	30	29	87			221
	2016	24	29	28	15	15	10	-	-	-	-	-	-	121	39.1%	▲	121
Misdemeanor	2015	15	8	15	10	14	20	27	26	23	55	33	14	82			260
	2016	21	26	11	10	34	20	-	-	-	-	-	-	122	48.8%	▲	122
Non-Capital Felonies and Related Matters	2015	7	6	21	8	12	19	20	7	10	30	28	29	73			197
	2016	52	23	123	12	13	4	-	-	-	-	-	-	227	211.0%	▲	227
Other	2016	-	-	-	-	-	1	-	-	-	-	-	-	1			1
Other Criminally Related Matters	2015	7	6	4	6	7	17	3	8	4	5	7	1	47			75
	2016	3	3	6	5	11	4	-	-	-	-	-	-	32	-31.9%	▼	32
Probates/Wills and Trusts - Level 2	2015	1	2	1	3	1	-	-	-	-	-	-	1	8			9
	2016	1	-	1	1	-	-	-	-	-	-	-	-	3	-62.5%	▼	3
Uncontested Divorce	2015	1	1	1	3	-	2	2	1	1	1	2	4	8			19
	2016	3	1	5	1	2	1	-	-	-	-	-	-	13	62.5%	▲	13

Court: Virginia Beach Circuit

Start/End Date: Jan-15 / Jun-16

2015 Average Month: 1,231

Jan-Jun 2015: 7,383

Filings Trending: ↔

Circuit/Court ID: 2 202810

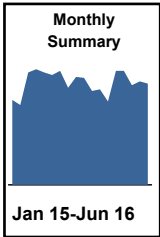
Type of Case: Filings

2016 Average Month: 1,232

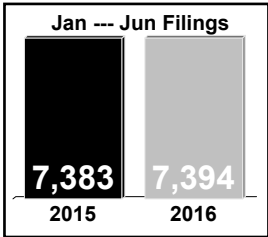
Jan-Jun 2016 : 7,394

Overall AVG. Month: 1,231

Virginia Beach - Back on CMS - October 2014



Totals		
	2015	2016
Civil	5,970	3,141
Criminal	8,253	3,885
Other	548	368
Total	14,771	7,394



Jan --- Jun Filings				
	2015	2016	% Change	Trending
Civil	2,856	3,141	10.0%	▲
Criminal	4,277	3,885	-9.2%	▼
Other	250	368	47.2%	▲
Total	7,383	7,394	-	↔

		Jan	Feb	Mar	Apr	May	Jun	Jul	Aug	Sep	Oct	Nov	Dec	Thru Jun	% Change	Trending	Total
2015		1,018	959	1,349	1,387	1,349	1,321	1,368	1,166	1,298	1,283	1,127	1,146	7,383			14,771
2016		1,000	1,368	1,370	1,198	1,241	1,217	-	-	-	-	-	-	7,394	0.1%	▲	7,394

		Jan	Feb	Mar	Apr	May	Jun	Jul	Aug	Sep	Oct	Nov	Dec	Thru Jun	% Change	Trending	Total
Administrative Law	2015	1	2	3	2	1	-	-	-	1	2	-	2	9			14
	2016	1	1	1	1	1	-	-	-	-	-	-	-	5	-44.4%	▼	5
Capital Murder	2015	-	1	-	-	2	-	-	-	1	-	-	2	3			6
	2016	18	22	45	40	33	29	36	22	26	28	30	27	187			356
Contested Divorce	2015	25	30	46	26	27	30	-	-	-	-	-	-	184	-1.6%	▼	184
	2016	20	36	26	50	40	59	58	63	53	53	46	52	231			556
Domestic and Family - Level 1	2015	44	36	49	47	52	53	-	-	-	-	-	-	281	21.6%	▲	281
	2016	5	15	16	10	8	19	8	10	14	15	10	18	73			148
Domestic and Family - Level 2	2015	11	13	19	18	12	17	-	-	-	-	-	-	90	23.3%	▲	90
	2016	2	2	2	3	5	5	1	10	3	2	3	2	19			40
General Civil - Level 1	2015	2	5	4	3	5	5	-	-	-	-	-	-	24	26.3%	▲	24
	2016	63	52	86	60	59	66	69	60	80	88	70	49	386			802
General Civil - Level 2	2015	58	57	71	55	87	68	-	-	-	-	-	-	396	2.6%	▲	396
	2016	23	18	41	85	76	102	90	111	68	96	94	60	345			864
General Civil - Level 3	2015	97	92	86	77	74	94	-	-	-	-	-	-	520	50.7%	▲	520
	2016	112	123	205	189	139	169	237	187	204	184	122	158	937			2,029
Miscellaneous	2015	139	192	194	204	158	190	-	-	-	-	-	-	1,077	14.9%	▲	1,077
	2016	161	148	196	260	253	215	267	194	212	260	229	225	1,233			2,620
Misdemeanor	2015	155	229	270	200	216	245	-	-	-	-	-	-	1,315	6.7%	▲	1,315
	2016	339	315	405	474	500	408	392	323	443	378	333	359	2,441			4,669
Non-Capital Felonies and Related Matters	2015	285	477	366	354	374	345	-	-	-	-	-	-	2,201	-9.8%	▼	2,201
	2016	57	55	69	56	62	57	49	52	61	45	55	52	356			670
Other	2015	57	74	84	54	100	12	-	-	-	-	-	-	381	7.0%	▲	381
	2016	134	112	141	67	75	80	76	43	56	62	59	71	609			976
Other Criminally Related Matters	2015	42	56	78	72	54	76	-	-	-	-	-	-	378	-37.9%	▼	378
	2016	-	1	2	1	1	-	1	1	-	-	1	2	5			10
Probates/Wills and Trusts - Level 1	2015	-	-	1	2	-	-	-	-	-	-	-	-	3	-40.0%	▼	3
	2016	10	5	8	8	8	17	10	10	12	9	10	6	56			113
Probates/Wills and Trusts - Level 2	2015	15	17	15	7	17	11	-	-	-	-	-	-	82	46.4%	▲	82
	2016	-	-	-	-	1	-	-	-	-	1	-	-	1			2
Protective Orders	2015	-	-	1	2	-	-	-	-	-	-	-	-	3	200.0%	▲	3
	2016	73	52	104	82	86	95	74	80	64	60	65	61	492			896
Uncontested Divorce	2015	69	89	85	76	64	71	-	-	-	-	-	-	454	-7.7%	▼	454

Court: Portsmouth Circuit

Start/End Date: Jan-15 / Jun-16

2015 Average Month: 800

Jan-Jun 2015: 4,970

Filings Trending: ▼

Circuit/Court ID: 3 203740

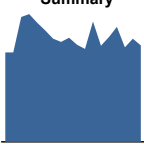
Type of Case: Filings

2016 Average Month:763

Jan-Jun 2016 : 4,579

Overall AVG. Month: 788

Monthly Summary



Jan 15-Jun 16

Totals

	2015	2016
Civil	3,746	1,463
Criminal	4,315	2,043
Other	1,543	1,073
Total	9,604	4,579

Jan --- Jun Filings

4,970

2015

4,579

2016

Jan --- Jun Filings

	2015	2016	% Change	Trending
Civil	2,083	1,463	-29.8%	▼
Criminal	2,100	2,043	-2.7%	▼
Other	787	1,073	36.3%	▲
Total	4,970	4,579	-7.9%	▼

	Jan	Feb	Mar	Apr	May	Jun	Jul	Aug	Sep	Oct	Nov	Dec	Thru Jun	% Change	Trending	Total
2015	671	670	937	960	895	837	774	750	781	728	698	903	4,970			9,604
2016	721	786	864	710	775	723	-	-	-	-	-	-	4,579	-7.9%	▼	4,579

		Jan	Feb	Mar	Apr	May	Jun	Jul	Aug	Sep	Oct	Nov	Dec	Thru Jun	% Change	Trending	Total
Administrative Law	2015	-	2	2	-	3	-	1	-	1	-	1	-	7			10
Contested Divorce	2015	4	10	17	11	10	13	11	9	7	11	8	10	65			121
	2016	5	11	17	10	9	14	-	-	-	-	-	-	66	1.5%	▲	66
Domestic and Family - Level 1	2015	14	17	10	5	7	5	10	12	7	6	10	7	58			110
	2016	2	12	11	6	11	11	-	-	-	-	-	-	53	-8.6%	▼	53
Domestic and Family - Level 2	2015	3	2	7	-	5	7	6	4	5	4	3	2	24			48
	2016	7	-	4	4	1	3	-	-	-	-	-	-	19	-20.8%	▼	19
General Civil - Level 1	2015	1	1	2	2	-	1	-	1	4	-	1	2	7			15
	2016	2	2	2	2	-	2	-	-	-	-	-	-	10	42.9%	▲	10
General Civil - Level 2	2015	20	27	30	22	19	30	28	21	20	23	14	29	148			283
	2016	13	23	18	21	18	17	-	-	-	-	-	-	110	-25.7%	▼	110
General Civil - Level 3	2015	118	107	133	215	170	206	97	154	91	78	91	77	949			1,537
	2016	47	66	104	84	94	100	-	-	-	-	-	-	495	-47.8%	▼	495
Miscellaneous	2015	217	165	214	216	179	168	193	199	198	162	176	222	1,159			2,309
	2016	220	202	227	193	184	196	-	-	-	-	-	-	1,222	5.4%	▲	1,222
Misdemeanor	2015	65	97	161	121	167	86	127	92	97	98	105	124	697			1,340
	2016	86	96	106	63	93	75	-	-	-	-	-	-	519	-25.5%	▼	519
Non-Capital Felonies and Related Matters	2015	151	136	246	225	208	201	212	166	222	252	189	318	1,167			2,526
	2016	239	255	230	186	250	188	-	-	-	-	-	-	1,348	15.5%	▲	1,348
Other	2015	35	35	38	63	49	38	30	31	63	35	28	40	258			485
	2016	52	55	68	72	65	55	-	-	-	-	-	-	367	42.2%	▲	367
Other Criminally Related Matters	2015	15	44	48	42	43	51	27	34	44	29	39	51	243			467
	2016	30	33	38	36	21	25	-	-	-	-	-	-	183	-24.7%	▼	183
Probates/Wills and Trusts - Level 1	2015	-	-	-	-	-	-	-	-	-	-	1	-	0			1
	2016	-	-	-	1	-	-	-	-	-	-	-	-	1	0.0%	↔	1
Probates/Wills and Trusts - Level 2	2015	6	3	4	5	4	3	4	3	2	4	5	5	25			48
	2016	2	8	3	4	2	7	-	-	-	-	-	-	26	4.0%	▲	26
Protective Orders	2015	-	5	2	1	3	-	2	3	2	4	2	-	11			24
	2016	-	-	4	3	2	2	-	-	-	-	-	-	11	0.0%	↔	11
Uncontested Divorce	2015	22	19	23	32	28	28	26	21	18	22	25	16	152			280
	2016	16	23	32	25	25	28	-	-	-	-	-	-	149	-2.0%	▼	149

Court: Norfolk Circuit

Start/End Date: Jan-15 / Jun-16

2015 Average Month: 1,886

Jan-Jun 2015: 11,302

Filings Trending: ▲

Circuit/Court ID: 4 204710


Type of Case: Filings

2016 Average Month:2,095

Jan-Jun 2016 : 12,571

Overall AVG. Month: 1,956

Monthly Summary



Jan 15-Jun 16

Totals

	2015	2016
Civil	12,024	6,216
Criminal	7,368	4,088
Other	3,236	2,267
Total	22,628	12,571

Jan --- Jun Filings

11,302

2015

12,571

2016

Jan --- Jun Filings

	2015	2016	% Change	Trending
Civil	6,190	6,216	-	↔
Criminal	3,600	4,088	13.6%	▲
Other	1,512	2,267	49.9%	▲
Total	11,302	12,571	11.2%	▲

	Jan	Feb	Mar	Apr	May	Jun	Jul	Aug	Sep	Oct	Nov	Dec	Thru Jun	% Change	Trending	Total
2015	1,897	1,342	2,255	2,017	1,923	1,868	1,844	1,819	1,920	1,814	1,844	2,085	11,302			22,628
2016	1,885	2,205	2,369	1,979	2,176	1,957	-	-	-	-	-	-	12,571	11.2%	▲	12,571

		Jan	Feb	Mar	Apr	May	Jun	Jul	Aug	Sep	Oct	Nov	Dec	Thru Jun	% Change	Trending	Total
Administrative Law	2015	-	-	-	-	-	1	-	1	-	2	1	-	1			5
	2016	3	1	-	2	1	2	-	-	-	-	-	-	9	800.0%	▲	9
Capital Murder	2015	1	-	-	2	-	-	-	-	-	-	-	-	3			3
	2016	73	84	113	119	100	89	100	101	75	101	83	86	578			1,124
Contested Divorce	2015	104	119	119	109	113	101	-	-	-	-	-	-	665	15.1%	▲	665
	2016	17	21	20	13	17	23	38	17	15	24	19	23	111			247
Domestic and Family - Level 1	2015	22	42	47	28	50	27	-	-	-	-	-	-	216	94.6%	▲	216
	2016	24	9	10	37	28	14	18	26	23	14	25	20	122			248
Domestic and Family - Level 2	2015	24	24	21	17	43	18	-	-	-	-	-	-	147	20.5%	▲	147
	2016	5	3	2	6	7	3	7	2	6	4	5	3	26			53
General Civil - Level 1	2015	4	5	3	4	5	5	-	-	-	-	-	-	26	0.0%	↔	26
	2016	52	68	56	46	47	73	62	46	48	43	46	29	342			616
General Civil - Level 2	2015	47	51	43	56	47	43	-	-	-	-	-	-	287	-16.1%	▼	287
	2016	38	26	56	34	35	39	42	50	60	49	37	39	228			505
General Civil - Level 3	2015	35	61	54	39	61	54	-	-	-	-	-	-	304	33.3%	▲	304
	2016	831	439	955	692	708	632	545	749	670	638	752	894	4,257			8,505
Miscellaneous	2015	675	740	880	641	754	634	-	-	-	-	-	-	4,324	1.6%	▲	4,324
	2016	140	84	121	134	136	146	137	93	145	105	129	142	761			1,512
Misdemeanor	2015	120	123	187	137	124	128	-	-	-	-	-	-	819	7.6%	▲	819
	2016	340	278	426	476	436	398	458	356	449	423	393	461	2,354			4,894
Non-Capital Felonies and Related Matters	2015	431	422	487	432	505	461	-	-	-	-	-	-	2,738	16.3%	▲	2,738
	2016	79	77	85	90	80	108	83	91	82	105	78	109	519			1,067
Other	2015	118	259	131	115	125	117	-	-	-	-	-	-	865	66.7%	▲	865
	2016	93	57	71	107	78	100	95	81	103	84	61	87	506			1,017
Other Criminally Related Matters	2015	76	87	97	92	90	114	-	-	-	-	-	-	556	9.9%	▲	556
	2016	-	-	-	2	-	-	1	2	-	-	-	-	2			5
Probates/Wills and Trusts - Level 1	2015	-	1	1	-	-	-	-	-	-	-	-	-	2	0.0%	↔	2
	2016	12	3	19	19	17	14	14	9	11	12	18	17	84			165
Probates/Wills and Trusts - Level 2	2015	14	17	16	18	8	10	-	-	-	-	-	-	83	-1.2%	▼	83
	2016	-	1	3	-	3	3	2	1	-	-	2	3	10			18
Protective Orders	2015	1	1	-	-	-	-	-	-	-	-	-	-	2	-80.0%	▼	2
	2016	193	192	318	242	231	225	242	194	233	210	195	172	1,401			2,647
Uncontested Divorce	2015	210	252	283	287	250	243	-	-	-	-	-	-	1,525	8.9%	▲	1,525

Court: Isle of Wight Circuit

Start/End Date: Jan-15 / Jun-16

2015 Average Month: 143

Jan-Jun 2015: 811

Filings Trending: ▲

Circuit/Court ID: 5 205093


Type of Case: Filings

2016 Average Month:174

Jan-Jun 2016 : 1,044

Overall AVG. Month: 153

Monthly Summary

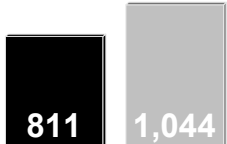


Jan 15-Jun 16

Totals

	2015	2016
Civil	393	221
Criminal	521	373
Other	797	450
Total	1,711	1,044

Jan --- Jun Filings



811 2015 1,044 2016

Jan --- Jun Filings

	2015	2016	% Change	Trending
Civil	193	221	14.5%	▲
Criminal	250	373	49.2%	▲
Other	368	450	22.3%	▲
Total	811	1,044	28.7%	▲

	Jan	Feb	Mar	Apr	May	Jun	Jul	Aug	Sep	Oct	Nov	Dec	Thru Jun	% Change	Trending	Total
2015	153	116	170	110	137	125	187	125	140	123	145	180	811			1,711
2016	237	207	172	172	99	157	-	-	-	-	-	-	1,044	28.7%	▲	1,044

		Jan	Feb	Mar	Apr	May	Jun	Jul	Aug	Sep	Oct	Nov	Dec	Thru Jun	% Change	Trending	Total
Administrative Law	2015	-	-	-	-	1	-	-	-	-	-	-	-	1			1
	2016	-	-	3	-	-	-	-	-	-	-	-	-	3	200.0%	▲	3
Contested Divorce	2015	-	2	2	2	3	7	2	1	2	4	2	3	16			30
	2016	2	3	6	3	3	4	-	-	-	-	-	-	21	31.3%	▲	21
Domestic and Family - Level 1	2015	4	-	-	1	3	6	3	3	3	5	1	2	14			31
	2016	-	9	5	4	-	2	-	-	-	-	-	-	20	42.9%	▲	20
Domestic and Family - Level 2	2015	1	1	1	-	1	-	4	2	-	4	-	1	4			15
	2016	1	2	1	1	1	1	-	-	-	-	-	-	7	75.0%	▲	7
General Civil - Level 1	2015	-	-	1	-	1	-	-	-	-	-	-	-	2			2
General Civil - Level 2	2015	7	3	2	2	6	5	5	12	1	3	9	5	25			60
	2016	4	4	4	2	6	3	-	-	-	-	-	-	23	-8.0%	▼	23
General Civil - Level 3	2015	2	6	2	3	3	2	2	3	2	5	2	2	18			34
	2016	3	2	1	2	4	-	-	-	-	-	-	-	12	-33.3%	▼	12
Miscellaneous	2015	64	62	78	59	57	50	67	72	52	67	67	133	370			828
	2016	114	119	93	60	48	65	-	-	-	-	-	-	499	34.9%	▲	499
Misdemeanor	2015	2	3	15	7	3	4	9	4	13	8	3	2	34			73
	2016	4	7	9	4	6	9	-	-	-	-	-	-	39	14.7%	▲	39
Non-Capital Felonies and Related Matters	2015	54	19	44	8	30	30	78	7	36	12	43	20	185			381
	2016	88	28	23	82	15	59	-	-	-	-	-	-	295	59.5%	▲	295
Other	2015	3	10	6	17	12	5	4	9	6	3	7	4	53			86
	2016	11	6	13	5	1	-	-	-	-	-	-	-	36	-32.1%	▼	36
Other Criminally Related Matters	2015	6	3	10	-	5	7	4	3	17	5	2	5	31			67
	2016	2	17	5	3	9	4	-	-	-	-	-	-	40	29.0%	▲	40
Probates/Wills and Trusts - Level 2	2015	1	2	3	1	-	-	2	-	-	2	-	-	7			11
	2016	-	2	-	1	1	2	-	-	-	-	-	-	6	-14.3%	▼	6
Uncontested Divorce	2015	9	5	6	10	12	9	7	9	8	5	9	3	51			92
	2016	8	8	9	5	5	8	-	-	-	-	-	-	43	-15.7%	▼	43

Court: Southampton Circuit

Start/End Date: Jan-15 / Jun-16

2015 Average Month: 128

Jan-Jun 2015: 725

Filings Trending: ▲

Circuit/Court ID: 5 205175


Type of Case: Filings

2016 Average Month:183

Jan-Jun 2016 : 1,095

Overall AVG. Month: 146

Monthly Summary

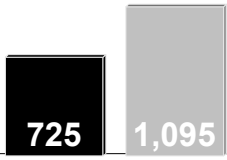


Jan 15-Jun 16

Totals

	2015	2016
Civil	369	220
Criminal	819	561
Other	352	314
Total	1,540	1,095

Jan --- Jun Filings



725 2015 1,095 2016

Jan --- Jun Filings

	2015	2016	% Change	Trending
Civil	190	220	15.8%	▲
Criminal	387	561	45.0%	▲
Other	148	314	112.2%	▲
Total	725	1,095	51.0%	▲

	Jan	Feb	Mar	Apr	May	Jun	Jul	Aug	Sep	Oct	Nov	Dec	Thru Jun	% Change	Trending	Total
2015	116	101	163	131	109	105	180	107	170	94	137	127	725			1,540
2016	204	211	231	158	155	136	-	-	-	-	-	-	1,095	51.0%	▲	1,095

		Jan	Feb	Mar	Apr	May	Jun	Jul	Aug	Sep	Oct	Nov	Dec	Thru Jun	% Change	Trending	Total
Administrative Law	2015	1	-	-	-	-	-	-	2	-	-	2	1	1			6
	2016	-	1	-	-	-	1	-	-	-	-	-	-	2	100.0%	▲	2
Capital Murder	2015	-	-	-	-	-	-	-	-	-	-	1	-	0			1
	2016	2	9	7	1	3	4	3	1	-	-	-	3	26	0.0%	↔	33
Contested Divorce	2015	3	1	6	3	2	2	-	-	-	-	-	-	17	-34.6%	▼	17
	2016	1	2	3	-	2	1	4	1	1	-	1	2	9	-77.8%	▼	18
Domestic and Family - Level 1	2015	-	-	1	-	-	1	-	-	-	-	-	-	2	-77.8%	▼	2
	2016	-	-	-	1	-	-	1	-	1	-	3	-	1	1,500.0%	▲	6
Domestic and Family - Level 2	2015	-	16	-	-	-	-	-	-	-	-	-	-	16			16
	2016	-	-	-	1	-	-	-	1	-	-	-	-	1			2
General Civil - Level 1	2015	6	4	5	5	6	4	1	1	3	9	3	3	30	13.3%	▲	50
	2016	3	9	10	2	4	6	-	-	-	-	-	-	34			34
General Civil - Level 2	2015	2	1	2	4	2	2	6	3	4	1	1	2	13	53.8%	▲	30
	2016	3	10	2	2	2	1	-	-	-	-	-	-	20			20
General Civil - Level 3	2015	26	46	47	37	22	24	46	45	39	35	28	68	202			463
	2016	76	77	66	58	34	35	-	-	-	-	-	-	346	71.3%	▲	346
Miscellaneous	2015	14	16	11	7	11	11	17	6	15	8	21	12	70	64.3%	▲	149
	2016	22	11	21	11	36	14	-	-	-	-	-	-	115			115
Misdemeanor	2015	43	13	56	61	38	49	64	36	81	29	62	27	260	54.6%	▲	559
	2016	70	62	101	64	57	48	-	-	-	-	-	-	402			402
Non-Capital Felonies and Related Matters	2015	1	1	2	-	-	-	4	2	2	-	-	-	4			12
	2016	13	8	3	8	6	12	-	-	-	-	-	-	50	1,150.0%	▲	50
Other	2015	15	-	20	2	16	4	23	-	20	7	8	4	57	-14.0%	▼	119
	2016	9	8	13	3	9	7	-	-	-	-	-	-	49			49
Other Criminally Related Matters	2015	-	-	-	3	-	2	2	-	1	2	-	-	5			10
	2016	1	-	1	-	-	-	-	-	-	-	-	1	2	-50.0%	▼	3
Probates/Wills and Trusts - Lev	2015	-	-	1	-	-	-	-	-	-	-	-	-	1			1
	2016	4	9	9	9	9	4	9	9	3	3	7	4	44	-6.8%	▼	79
Protective Orders	2015	5	8	7	7	5	9	-	-	-	-	-	-	41			41
	2016	-	-	-	-	-	-	-	-	-	-	-	-	-			-
Uncontested Divorce	2015	-	-	-	-	-	-	-	-	-	-	-	-	-			-
	2016	-	-	-	-	-	-	-	-	-	-	-	-	-			-

Court: Suffolk Circuit

Start/End Date: Jan-15 / Jun-16

2015 Average Month: 476

Jan-Jun 2015: 2,936

Filings Trending: ▲

Circuit/Court ID: 5 205800


Type of Case: Filings

2016 Average Month:513

Jan-Jun 2016 : 3,076

Overall AVG. Month: 488

Monthly Summary




Jan 15-Jun 16

Totals

	2015	2016
Civil	1,135	565
Criminal	3,090	1,656
Other	1,481	855
Total	5,706	3,076

Jan --- Jun Filings



2,936 3,076

2015 2016

Jan --- Jun Filings

	2015	2016	% Change	Trending
Civil	578	565	-2.2%	▼
Criminal	1,652	1,656	-	↔
Other	706	855	21.1%	▲
Total	2,936	3,076	4.8%	▲

	Jan	Feb	Mar	Apr	May	Jun	Jul	Aug	Sep	Oct	Nov	Dec	Thru Jun	% Change	Trending	Total
2015	566	455	583	401	403	528	413	452	394	487	573	451	2,936			5,706
2016	499	509	566	488	474	540	-	-	-	-	-	-	3,076	4.8%	▲	3,076

		Jan	Feb	Mar	Apr	May	Jun	Jul	Aug	Sep	Oct	Nov	Dec	Thru Jun	% Change	Trending	Total
Administrative Law	2015	1	-	-	1	-	-	-	-	-	-	-	-	2			2
	2016	1	-	-	-	-	-	-	-	-	-	-	-	1	-50.0%	▼	1
Capital Murder	2015	-	-	4	-	1	-	-	-	-	-	-	-	5			5
	2016	-	-	4	-	1	-	-	-	-	-	-	-	5			5
Contested Divorce	2015	8	5	14	8	11	9	9	10	8	7	10	10	55			109
	2016	5	9	14	6	6	4	-	-	-	-	-	-	44	-20.0%	▼	44
Domestic and Family - Level 1	2015	6	2	1	9	3	6	6	3	3	12	1	1	27			53
	2016	1	10	3	3	3	7	-	-	-	-	-	-	27	0.0%	↔	27
Domestic and Family - Level 2	2015	4	3	4	10	6	11	7	11	6	7	8	7	38			84
	2016	8	3	7	6	9	9	-	-	-	-	-	-	42	10.5%	▲	42
General Civil - Level 1	2015	2	-	-	3	-	1	-	1	1	-	1	-	6			9
	2016	-	-	1	-	-	2	-	-	-	-	-	-	3	-50.0%	▼	3
General Civil - Level 2	2015	15	15	23	18	16	16	15	13	8	17	12	6	103			174
	2016	13	17	14	15	20	21	-	-	-	-	-	-	100	-2.9%	▼	100
General Civil - Level 3	2015	1	6	5	2	6	12	14	10	16	9	13	9	32			103
	2016	8	3	5	5	7	12	-	-	-	-	-	-	40	25.0%	▲	40
Miscellaneous	2015	160	130	177	139	120	145	163	113	124	142	143	251	871			1,807
	2016	201	186	194	140	139	167	-	-	-	-	-	-	1,027	17.9%	▲	1,027
Misdemeanor	2015	86	67	39	38	58	83	42	67	55	64	100	32	371			731
	2016	80	69	95	72	54	52	-	-	-	-	-	-	422	13.7%	▲	422
Non-Capital Felonies and Related Matters	2015	241	192	278	124	151	210	129	196	140	201	259	107	1,196			2,228
	2016	163	186	195	212	204	235	-	-	-	-	-	-	1,195	-0.1%	▼	1,195
Other	2015	-	2	3	1	1	2	-	-	4	1	1	1	9			16
	2016	1	-	1	2	1	1	-	-	-	-	-	-	6	-33.3%	▼	6
Other Criminally Related Matters	2015	15	16	13	18	13	11	6	11	10	8	6	9	86			136
	2016	3	3	7	10	7	8	-	-	-	-	-	-	38	-55.8%	▼	38
Probates/Wills and Trusts - Level 1	2015	-	-	-	-	2	-	-	1	-	1	-	1	2			5
	2016	1	-	-	-	-	-	-	-	-	-	-	-	1	-50.0%	▼	1
Probates/Wills and Trusts - Level 2	2015	2	-	1	1	2	2	3	1	3	-	1	3	8			19
	2016	1	4	1	2	3	5	-	-	-	-	-	-	16	100.0%	▲	16
Uncontested Divorce	2015	25	17	25	29	14	20	19	15	16	18	18	14	130			230
	2016	13	19	25	15	20	17	-	-	-	-	-	-	109	-16.2%	▼	109

Court: Brunswick Circuit

Start/End Date: Jan-15 / Jun-16

2015 Average Month: 89

Jan-Jun 2015: 491

Filings Trending: ▲

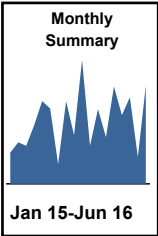
Circuit/Court ID: 6 206025

Type of Case: Filings

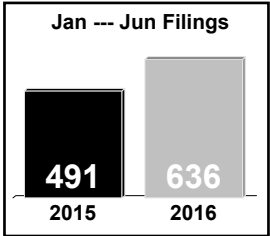
2016 Average Month:106

Jan-Jun 2016 : 636

Overall AVG. Month: 95



Totals		
	2015	2016
Civil	136	65
Criminal	727	423
Other	209	148
Total	1,072	636



Jan --- Jun Filings				
	2015	2016	% Change	Trending
Civil	60	65	8.3%	▲
Criminal	338	423	25.1%	▲
Other	93	148	59.1%	▲
Total	491	636	29.5%	▲

	Jan	Feb	Mar	Apr	May	Jun	Jul	Aug	Sep	Oct	Nov	Dec	Thru Jun	% Change	Trending	Total
2015	47	62	57	88	124	113	29	124	73	186	57	112	491			1,072
2016	70	146	103	130	40	147	-	-	-	-	-	-	636	29.5%	▲	636

		Jan	Feb	Mar	Apr	May	Jun	Jul	Aug	Sep	Oct	Nov	Dec	Thru Jun	% Change	Trending	Total
Administrative Law	2016	-	-	-	-	-	1	-	-	-	-	-	-	1			1
Contested Divorce	2015	-	-	1	-	1	-	2	2	1	2	-	1	2			10
	2016	2	1	4	-	1	-	-	-	-	-	-	-	8	300.0%	▲	8
Domestic and Family - Level 1	2015	-	-	-	3	-	2	-	-	-	4	1	-	5			10
Domestic and Family - Level 2	2015	-	-	-	-	1	-	-	-	-	-	-	-	1			1
	2016	-	-	1	-	-	-	-	-	-	-	-	-	1	0.0%	↔	1
General Civil - Level 1	2016	1	-	-	-	-	-	-	-	-	-	-	-	1			1
General Civil - Level 2	2015	1	-	1	1	1	4	1	1	2	2	1	-	8			15
	2016	1	2	1	-	1	-	-	-	-	-	-	-	5	-37.5%	▼	5
General Civil - Level 3	2015	1	-	2	1	1	2	-	1	1	1	-	1	7			11
	2016	1	-	1	2	1	-	-	-	-	-	-	-	5	-28.6%	▼	5
Miscellaneous	2015	25	14	17	17	22	20	12	18	30	21	31	39	115			266
	2016	34	37	36	24	20	25	-	-	-	-	-	-	176	53.0%	▲	176
Misdemeanor	2015	5	21	9	18	34	22	-	41	15	89	14	28	109			296
	2016	16	54	8	34	7	80	-	-	-	-	-	-	199	82.6%	▲	199
Non-Capital Felonies and Related Matters	2015	12	23	24	33	62	51	11	54	12	60	10	31	205			383
	2016	13	40	45	62	3	35	-	-	-	-	-	-	198	-3.4%	▼	198
Other	2016	-	-	-	-	1	-	-	-	-	-	-	-	1			1
Other Criminally Related Matters	2015	1	4	-	14	-	6	-	4	4	6	-	10	25			49
	2016	2	11	-	7	4	3	-	-	-	-	-	-	27	8.0%	▲	27
Probates/Wills and Trusts - Lev	2015	-	-	-	-	-	1	1	-	1	-	-	-	1			3
Protective Orders	2015	1	-	-	-	-	1	-	-	3	-	-	-	2			5
Uncontested Divorce	2015	1	-	3	1	2	4	2	3	4	1	-	2	11			23
	2016	-	1	7	1	2	3	-	-	-	-	-	-	14	27.3%	▲	14

Court: Greenville Circuit

Start/End Date: Jan-15 / Jun-16

2015 Average Month: 68

Jan-Jun 2015: 417

Filings Trending: ▼

Circuit/Court ID: 6 206081

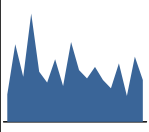
Type of Case: Filings

2016 Average Month:53

Jan-Jun 2016 : 319

Overall AVG. Month: 63

Monthly Summary




Jan 15-Jun 16

Totals

	2015	2016
Civil	239	124
Criminal	572	195
Total	811	319

Jan --- Jun Filings



417 2015 319 2016

Jan --- Jun Filings

	2015	2016	% Change	Trending
Civil	128	124	-3.1%	▼
Criminal	289	195	-32.5%	▼
Total	417	319	-23.5%	▼

	Jan	Feb	Mar	Apr	May	Jun	Jul	Aug	Sep	Oct	Nov	Dec	Thru Jun	% Change	Trending	Total
2015	33	93	54	130	60	47	75	43	96	62	52	66	417			811
2016	50	40	70	31	78	50	-	-	-	-	-	-	319	-23.5%	▼	319

		Jan	Feb	Mar	Apr	May	Jun	Jul	Aug	Sep	Oct	Nov	Dec	Thru Jun	% Change	Trending	Total
Capital Murder	2016	-	-	-	-	1	-	-	-	-	-	-	-	1			1
Contested Divorce	2015	-	1	2	-	-	1	1	3	2	1	-	-	4			11
	2016	1	-	4	3	1	2	-	-	-	-	-	-	11	175.0%	▲	11
Domestic and Family - Level 1	2015	-	-	3	4	-	2	-	1	1	8	-	-	9			19
	2016	3	-	2	1	2	4	-	-	-	-	-	-	12	33.3%	▲	12
Domestic and Family - Level 2	2015	1	-	-	-	-	-	-	1	-	-	1	-	1			3
	2016	-	-	3	-	-	-	-	-	-	-	-	-	3	200.0%	▲	3
General Civil - Level 1	2015	-	-	1	2	-	-	-	-	1	-	-	1	3			5
	2016	-	1	-	-	-	1	-	-	-	-	-	-	2	-33.3%	▼	2
General Civil - Level 2	2015	9	9	4	2	5	4	11	2	5	1	5	8	33			65
	2016	3	5	4	1	5	7	-	-	-	-	-	-	25	-24.2%	▼	25
General Civil - Level 3	2015	2	2	-	1	5	2	-	1	9	-	4	2	12			28
	2016	2	4	5	2	3	3	-	-	-	-	-	-	19	58.3%	▲	19
Miscellaneous	2015	5	5	4	11	5	6	7	4	5	2	5	5	36			64
	2016	8	3	5	6	5	8	-	-	-	-	-	-	35	-2.8%	▼	35
Misdemeanor	2015	2	5	7	21	6	6	13	4	31	6	6	11	47			118
	2016	6	6	12	7	6	9	-	-	-	-	-	-	46	-2.1%	▼	46
Non-Capital Felonies and Related Matters	2015	12	54	22	81	30	19	38	21	33	40	23	38	218			411
	2016	23	11	31	10	52	13	-	-	-	-	-	-	140	-35.8%	▼	140
Other	2015	-	-	-	-	-	-	-	1	-	-	-	-	0			1
Other Criminally Related Matters	2015	1	10	5	4	2	3	3	2	8	2	5	1	25	0.0%	↔	46
	2016	-	4	1	-	2	2	-	-	-	-	-	-	9	-64.0%	▼	9
Probates/Wills and Trusts - Lev	2015	-	-	-	1	-	-	-	-	-	-	-	-	1			1
Probates/Wills and Trusts - Level 2	2015	-	-	-	-	-	1	-	-	-	-	1	-	1			2
	2016	-	-	1	-	-	1	-	-	-	-	-	-	2	100.0%	▲	2
Uncontested Divorce	2015	1	7	6	3	7	3	2	3	1	2	2	-	27			37
	2016	4	6	2	1	1	-	-	-	-	-	-	-	14	-48.1%	▼	14

Court: Prince George Circuit

Start/End Date: Jan-15 / Jun-16

2015 Average Month: 146

Jan-Jun 2015: 849

Filings Trending: ▲

Circuit/Court ID: 6 206149


Type of Case: Filings

2016 Average Month:178

Jan-Jun 2016 : 1,069

Overall AVG. Month: 157

Monthly Summary



Jan 15-Jun 16

Totals

	2015	2016
Civil	397	196
Criminal	585	367
Other	766	506
Total	1,748	1,069

Jan --- Jun Filings

849

2015

1,069

2016

Jan --- Jun Filings

	2015	2016	% Change	Trending
Civil	214	196	-8.4%	▼
Criminal	276	367	33.0%	▲
Other	359	506	40.9%	▲
Total	849	1,069	25.9%	▲

	Jan	Feb	Mar	Apr	May	Jun	Jul	Aug	Sep	Oct	Nov	Dec	Thru Jun	% Change	Trending	Total
2015	160	129	194	140	116	110	167	113	125	127	142	225	849			1,748
2016	181	197	233	133	171	154	-	-	-	-	-	-	1,069	25.9%	▲	1,069

		Jan	Feb	Mar	Apr	May	Jun	Jul	Aug	Sep	Oct	Nov	Dec	Thru Jun	% Change	Trending	Total
Capital Murder	2016	-	-	1	-	-	-	-	-	-	-	-	-	1			1
Contested Divorce	2015	9	2	3	2	4	3	1	3	3	5	1	6	23			42
	2016	4	2	4	5	8	3	-	-	-	-	-	-	26	13.0%	▲	26
Domestic and Family - Level 1	2015	-	2	1	5	1	5	-	5	4	6	-	1	14			30
	2016	6	6	5	2	6	2	-	-	-	-	-	-	27	92.9%	▲	27
Domestic and Family - Level 2	2015	-	-	2	1	1	-	-	-	-	1	1	-	4			6
	2016	3	-	4	1	-	-	-	-	-	-	-	-	8	100.0%	▲	8
General Civil - Level 1	2015	1	-	-	1	1	-	-	1	-	-	-	-	3			4
	2016	-	-	1	-	-	1	-	-	-	-	-	-	2	-33.3%	▼	2
General Civil - Level 2	2015	2	2	2	9	7	7	3	2	3	6	3	4	29			50
	2016	2	4	2	3	-	3	-	-	-	-	-	-	14	-51.7%	▼	14
General Civil - Level 3	2015	1	2	1	1	5	2	1	-	3	-	-	2	12			18
	2016	-	1	1	1	1	3	-	-	-	-	-	-	7	-41.7%	▼	7
Miscellaneous	2015	76	68	88	68	47	65	74	71	53	56	75	131	412			872
	2016	88	115	138	81	54	81	-	-	-	-	-	-	557	35.2%	▲	557
Misdemeanor	2015	20	1	32	8	10	6	21	8	8	9	10	11	77			144
	2016	9	11	16	8	19	13	-	-	-	-	-	-	76	-1.3%	▼	76
Non-Capital Felonies and Related Matters	2015	40	44	43	33	27	7	49	10	42	30	37	56	194			418
	2016	63	37	49	20	70	38	-	-	-	-	-	-	277	42.8%	▲	277
Other	2015	-	-	-	1	1	-	-	-	-	-	3	-	2			5
	2016	1	2	-	-	1	-	-	-	-	-	-	-	4	100.0%	▲	4
Other Criminally Related Matters	2015	-	1	3	-	3	1	3	2	1	5	3	6	8			28
	2016	-	4	2	5	2	1	-	-	-	-	-	-	14	75.0%	▲	14
Probates/Wills and Trusts - Level 2	2015	-	1	-	2	-	3	-	1	1	-	-	1	6			9
	2016	-	1	-	1	-	1	-	-	-	-	-	-	3	-50.0%	▼	3
Uncontested Divorce	2015	11	6	19	9	9	11	15	10	7	9	9	7	65			122
	2016	5	14	10	6	10	8	-	-	-	-	-	-	53	-18.5%	▼	53

Court: Surry Circuit

Start/End Date: Jan-15 / Jun-16

2015 Average Month: 23

Jan-Jun 2015: 139

Filings Trending: ▼

Circuit/Court ID: 6 206181


Type of Case: Filings

2016 Average Month:21

Jan-Jun 2016 : 126

Overall AVG. Month: 22

Monthly Summary



Jan 15-Jun 16

Totals

	2015	2016
Civil	80	40
Criminal	43	30
Other	148	56
Total	271	126

Jan --- Jun Filings

139

2015

126

2016

Jan --- Jun Filings

	2015	2016	% Change	Trending
Civil	52	40	-23.1%	▼
Criminal	19	30	57.9%	▲
Other	68	56	-17.6%	▼
Total	139	126	-9.4%	▼

	Jan	Feb	Mar	Apr	May	Jun	Jul	Aug	Sep	Oct	Nov	Dec	Thru Jun	% Change	Trending	Total
2015	30	15	41	19	18	16	19	19	17	13	26	38	139			271
2016	21	22	31	15	16	21	-	-	-	-	-	-	126	-9.4%	▼	126

		Jan	Feb	Mar	Apr	May	Jun	Jul	Aug	Sep	Oct	Nov	Dec	Thru Jun	% Change	Trending	Total
Contested Divorce	2015	-	-	1	-	1	-	-	1	-	-	1	-	2			4
	2016	1	-	-	1	-	1	-	-	-	-	-	-	3	50.0%	▲	3
Domestic and Family - Level 1	2016	-	-	-	-	-	1	-	-	-	-	-	-	1			1
Domestic and Family - Level 2	2015	-	-	-	1	-	-	-	-	-	-	-	-	1			1
	2016	-	-	-	1	1	-	-	-	-	-	-	-	2	100.0%	▲	2
General Civil - Level 1	2015	1	-	-	-	-	-	-	-	-	-	-	-	1			1
General Civil - Level 2	2015	1	2	-	2	2	3	-	-	1	2	-	1	10			14
	2016	-	-	2	2	-	1	-	-	-	-	-	-	5	-50.0%	▼	5
General Civil - Level 3	2015	4	1	8	1	1	-	1	2	-	1	-	-	15			19
	2016	-	1	-	2	3	1	-	-	-	-	-	-	7	-53.3%	▼	7
Miscellaneous	2015	17	12	26	8	8	10	16	13	9	7	21	23	81			170
	2016	14	20	11	6	5	14	-	-	-	-	-	-	70	-13.6%	▼	70
Misdemeanor	2015	1	-	-	2	2	1	-	-	2	3	1	3	6			15
	2016	-	-	1	1	-	1	-	-	-	-	-	-	3	-50.0%	▼	3
Non-Capital Felonies and Related Matters	2015	2	-	3	4	1	-	-	1	2	-	1	8	10			22
	2016	2	-	16	1	7	-	-	-	-	-	-	-	26	160.0%	▲	26
Other	2015	2	-	-	-	-	-	-	-	-	-	-	-	2			2
Other Criminally Related Matters	2015	1	-	-	1	1	-	-	-	-	-	-	3	3			6
	2016	1	-	-	-	-	-	-	-	-	-	-	-	1	-66.7%	▼	1
Probates/Wills and Trusts - Level 2	2015	-	-	-	-	1	1	-	-	-	-	-	-	2			2
	2016	-	1	-	-	-	-	-	-	-	-	-	-	1	-50.0%	▼	1
Uncontested Divorce	2015	1	-	3	-	1	1	2	2	3	-	2	-	6			15
	2016	3	-	1	1	-	2	-	-	-	-	-	-	7	16.7%	▲	7

Court: Sussex Circuit

Start/End Date: Jan-15 / Jun-16

2015 Average Month: 49

Jan-Jun 2015: 292

Filings Trending: ↔

Circuit/Court ID: 6 206183

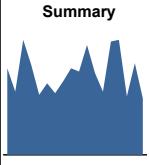
Type of Case: Filings

2016 Average Month:50

Jan-Jun 2016 : 299

Overall AVG. Month: 49

Monthly Summary



Jan 15-Jun 16

Totals

	2015	2016
Civil	129	50
Criminal	315	166
Other	146	83
Total	590	299

Jan --- Jun Filings

292

2015

299

2016

Jan --- Jun Filings

	2015	2016	% Change	Trending
Civil	68	50	-26.5%	▼
Criminal	157	166	5.7%	▲
Other	67	83	23.9%	▲
Total	292	299	2.4%	▲

	Jan	Feb	Mar	Apr	May	Jun	Jul	Aug	Sep	Oct	Nov	Dec	Thru Jun	% Change	Trending	Total
2015	52	38	69	54	36	43	37	44	52	50	66	49	292			590
2016	38	68	69	35	55	34	-	-	-	-	-	-	299	2.4%	▲	299

		Jan	Feb	Mar	Apr	May	Jun	Jul	Aug	Sep	Oct	Nov	Dec	Thru Jun	% Change	Trending	Total
Administrative Law	2015	-	-	1	-	-	1	-	-	-	-	-	-	2			2
Contested Divorce	2015	2	3	2	1	-	-	1	1	3	1	-	1	8			15
	2016	-	-	1	2	-	1	-	-	-	-	-	-	4	-50.0%	▼	4
Domestic and Family - Level 2	2015	-	-	-	1	-	-	-	-	-	-	-	-	1			1
General Civil - Level 2	2015	-	6	1	-	-	5	3	5	-	4	2	1	12			27
	2016	-	1	6	1	2	1	-	-	-	-	-	-	11	-8.3%	▼	11
General Civil - Level 3	2015	-	-	2	4	1	-	1	1	10	1	1	-	7			21
	2016	-	1	-	-	1	-	-	-	-	-	-	-	2	-71.4%	▼	2
Miscellaneous	2015	14	13	15	17	19	12	10	9	19	16	18	20	90			182
	2016	19	17	23	20	13	8	-	-	-	-	-	-	100	11.1%	▲	100
Misdemeanor	2015	7	3	7	9	5	10	6	7	5	6	9	9	41			83
	2016	4	8	11	1	11	7	-	-	-	-	-	-	42	2.4%	▲	42
Non-Capital Felonies and Related Matters	2015	20	2	35	12	8	10	13	12	12	15	34	11	87			184
	2016	14	37	19	7	20	11	-	-	-	-	-	-	108	24.1%	▲	108
Other	2015	-	-	1	-	-	-	-	-	-	-	-	-	1			1
	2016	-	-	-	1	-	-	-	-	-	-	-	-	1	0.0%	↔	1
Other Criminally Related Matters	2015	8	7	2	8	2	3	2	5	2	5	2	4	30			50
	2016	1	3	4	1	6	2	-	-	-	-	-	-	17	-43.3%	▼	17
Probates/Wills and Trusts - Level 2	2015	-	-	-	-	-	-	1	1	-	-	-	3	0			5
	2016	-	-	2	-	-	1	-	-	-	-	-	-	3	0.0%	↔	3
Uncontested Divorce	2015	1	4	3	2	1	2	-	3	1	2	-	-	13			19
	2016	-	1	3	2	2	3	-	-	-	-	-	-	11	-15.4%	▼	11

Court: Hopewell Circuit

Start/End Date: Jan-15 / Jun-16

2015 Average Month: 113

Jan-Jun 2015: 621

Filings Trending: ▲

Circuit/Court ID: 6 206670


Type of Case: Filings

2016 Average Month:129

Jan-Jun 2016 : 775

Overall AVG. Month: 118

Monthly Summary

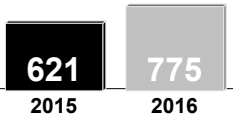


Jan 15-Jun 16

Totals

	2015	2016
Civil	322	187
Criminal	764	432
Other	264	156
Total	1,350	775

Jan --- Jun Filings



621 2015 775 2016

Jan --- Jun Filings

	2015	2016	% Change	Trending
Civil	164	187	14.0%	▲
Criminal	340	432	27.1%	▲
Other	117	156	33.3%	▲
Total	621	775	24.8%	▲

	Jan	Feb	Mar	Apr	May	Jun	Jul	Aug	Sep	Oct	Nov	Dec	Thru Jun	% Change	Trending	Total
2015	99	135	141	108	47	91	63	121	141	154	122	128	621			1,350
2016	128	118	168	144	101	116	-	-	-	-	-	-	775	24.8%	▲	775

		Jan	Feb	Mar	Apr	May	Jun	Jul	Aug	Sep	Oct	Nov	Dec	Thru Jun	% Change	Trending	Total
Contested Divorce	2015	3	4	2	4	2	3	-	2	-	2	2	-	18			24
	2016	1	1	2	1	3	2	-	-	-	-	-	-	10	-44.4%	▼	10
Domestic and Family - Level 1	2015	1	5	10	-	1	2	2	14	9	7	6	4	19			61
	2016	4	9	13	6	7	4	-	-	-	-	-	-	43	126.3%	▲	43
Domestic and Family - Level 2	2015	-	-	1	2	-	-	-	1	-	1	2	-	3			7
	2016	-	-	2	-	1	1	-	-	-	-	-	-	4	33.3%	▲	4
General Civil - Level 1	2015	-	-	-	-	-	1	-	-	-	-	-	1	1			2
General Civil - Level 2	2015	3	2	9	3	3	-	2	3	1	5	2	1	20			34
	2016	3	7	7	4	1	3	-	-	-	-	-	-	25	25.0%	▲	25
General Civil - Level 3	2015	2	5	-	1	3	2	1	-	4	2	3	-	13			23
	2016	3	3	6	-	1	3	-	-	-	-	-	-	16	23.1%	▲	16
Miscellaneous	2015	28	34	48	21	13	21	27	45	23	32	33	45	165			370
	2016	33	42	45	47	24	28	-	-	-	-	-	-	219	32.7%	▲	219
Misdemeanor	2015	9	38	14	10	6	14	6	14	14	24	23	19	91			191
	2016	18	9	26	22	26	24	-	-	-	-	-	-	125	37.4%	▲	125
Non-Capital Felonies and Related Matters	2015	49	41	46	56	9	36	22	37	84	78	41	55	237			554
	2016	60	43	58	59	32	47	-	-	-	-	-	-	299	26.2%	▲	299
Other Criminally Related Matters	2015	-	1	3	4	3	1	1	-	1	1	2	2	12			19
	2016	-	2	1	2	2	1	-	-	-	-	-	-	8	-33.3%	▼	8
Probates/Wills and Trusts - Lev	2015	-	-	-	-	-	1	-	-	-	-	-	-	1			1
Probates/Wills and Trusts - Level 2	2015	3	-	1	2	1	2	1	1	1	-	2	-	9			14
	2016	4	-	-	1	1	2	-	-	-	-	-	-	8	-11.1%	▼	8
Protective Orders	2016	-	-	1	-	-	-	-	-	-	-	-	-	1			1
Uncontested Divorce	2015	1	5	7	5	6	8	1	4	4	2	6	1	32			50
	2016	2	2	7	2	3	1	-	-	-	-	-	-	17	-46.9%	▼	17

Court: Newport News Circuit

Start/End Date: Jan-15 / Jun-16

2015 Average Month: 788

Jan-Jun 2015: 4,934

Filings Trending: ↔

Circuit/Court ID: 7 207700


Type of Case: Filings

2016 Average Month:820

Jan-Jun 2016 : 4,922

Overall AVG. Month: 799

Monthly Summary



Jan 15-Jun 16

Totals

	2015	2016
Civil	2,420	1,198
Criminal	4,470	2,248
Other	2,571	1,476
Total	9,461	4,922

Jan --- Jun Filings

4,934

2015

4,922

2016

Jan --- Jun Filings

	2015	2016	% Change	Trending
Civil	1,280	1,198	-6.4%	▼
Criminal	2,422	2,248	-7.2%	▼
Other	1,232	1,476	19.8%	▲
Total	4,934	4,922	-	↔

	Jan	Feb	Mar	Apr	May	Jun	Jul	Aug	Sep	Oct	Nov	Dec	Thru Jun	% Change	Trending	Total
2015	911	774	916	888	684	761	765	602	757	817	689	897	4,934			9,461
2016	751	726	1,157	644	601	1,043	-	-	-	-	-	-	4,922	-0.2%	▼	4,922

		Jan	Feb	Mar	Apr	May	Jun	Jul	Aug	Sep	Oct	Nov	Dec	Thru Jun	% Change	Trending	Total
Administrative Law	2015	1	-	1	-	1	-	-	2	1	-	-	-	3			6
	2016	-	-	1	-	-	-	-	-	-	-	-	-	1	-66.7%	▼	1
Contested Divorce	2015	15	17	26	27	13	11	17	15	17	22	15	10	109			205
	2016	14	23	27	11	23	18	-	-	-	-	-	-	116	6.4%	▲	116
Domestic and Family - Level 1	2015	20	15	13	13	19	23	21	16	13	24	18	26	103			221
	2016	4	20	32	21	21	19	-	-	-	-	-	-	117	13.6%	▲	117
Domestic and Family - Level 2	2015	4	6	-	9	5	4	7	13	3	8	4	3	28			66
	2016	5	4	5	4	3	10	-	-	-	-	-	-	31	10.7%	▲	31
General Civil - Level 1	2015	9	4	65	12	2	61	19	5	35	6	20	8	153			246
	2016	6	34	6	37	7	6	-	-	-	-	-	-	96	-37.3%	▼	96
General Civil - Level 2	2015	31	19	27	37	32	20	36	45	36	34	28	26	166			371
	2016	30	34	25	22	26	33	-	-	-	-	-	-	170	2.4%	▲	170
General Civil - Level 3	2015	16	10	15	9	12	12	17	12	14	14	26	17	74			174
	2016	12	34	23	16	11	29	-	-	-	-	-	-	125	68.9%	▲	125
Miscellaneous	2015	200	204	291	248	168	209	204	212	183	206	201	315	1,320			2,641
	2016	289	322	337	212	182	241	-	-	-	-	-	-	1,583	19.9%	▲	1,583
Misdemeanor	2015	109	116	112	110	74	78	63	37	70	59	68	64	599			960
	2016	103	46	103	58	74	139	-	-	-	-	-	-	523	-12.7%	▼	523
Non-Capital Felonies and Related Matters	2015	325	205	188	226	210	158	235	100	236	288	162	315	1,312			2,648
	2016	183	36	437	134	101	422	-	-	-	-	-	-	1,313	0.1%	▲	1,313
Other	2015	39	40	47	28	31	43	50	52	47	43	39	26	228			485
	2016	22	35	25	23	19	15	-	-	-	-	-	-	139	-39.0%	▼	139
Other Criminally Related Matters	2015	90	80	82	111	65	83	49	44	72	75	61	50	511			862
	2016	45	77	79	57	86	69	-	-	-	-	-	-	413	-19.2%	▼	413
Probates/Wills and Trusts - Level 1	2015	-	3	-	2	-	1	-	-	1	-	-	-	6			7
	2016	-	1	-	-	1	-	-	-	-	-	-	-	2	-66.7%	▼	2
Probates/Wills and Trusts - Level 2	2015	-	-	-	-	-	-	-	1	-	1	1	-	0			3
	2016	-	1	-	1	-	-	-	-	-	-	-	-	2	0.0%	↔	2
Protective Orders	2015	5	5	3	4	1	2	2	6	5	3	1	1	20			38
	2016	2	7	2	5	6	1	-	-	-	-	-	-	23	15.0%	▲	23
Uncontested Divorce	2015	47	50	46	52	51	56	45	42	24	34	45	36	302			528
	2016	36	52	55	43	41	41	-	-	-	-	-	-	268	-11.3%	▼	268

Court: Hampton Circuit

Start/End Date: Jan-15 / Jun-16

2015 Average Month: 636

Jan-Jun 2015: 3,908

Filings Trending: ▲

Circuit/Court ID: 8 208650


Type of Case: Filings

2016 Average Month:719

Jan-Jun 2016 : 4,312

Overall AVG. Month: 664

Monthly Summary




Jan 15-Jun 16

Totals

	2015	2016
Civil	2,270	1,044
Criminal	3,019	1,953
Other	2,343	1,315
Total	7,632	4,312

Jan --- Jun Filings



3,908 2015 4,312 2016

Jan --- Jun Filings

	2015	2016	% Change	Trending
Civil	1,197	1,044	-12.8%	▼
Criminal	1,525	1,953	28.1%	▲
Other	1,186	1,315	10.9%	▲
Total	3,908	4,312	10.3%	▲

	Jan	Feb	Mar	Apr	May	Jun	Jul	Aug	Sep	Oct	Nov	Dec	Thru Jun	% Change	Trending	Total
2015	607	522	734	746	614	685	625	583	587	657	571	701	3,908			7,632
2016	671	692	833	682	614	820	-	-	-	-	-	-	4,312	10.3%	▲	4,312

		Jan	Feb	Mar	Apr	May	Jun	Jul	Aug	Sep	Oct	Nov	Dec	Thru Jun	% Change	Trending	Total
Administrative Law	2015	-	1	-	-	-	-	-	-	2	-	1	1	1			5
	2016	-	-	1	1	-	1	-	-	-	-	-	-	3	200.0%	▲	3
Contested Divorce	2015	13	9	17	22	11	18	18	15	15	21	20	14	90			193
	2016	13	22	20	16	14	10	-	-	-	-	-	-	95	5.6%	▲	95
Domestic and Family - Level 1	2015	11	15	11	5	24	19	21	12	19	17	10	24	85			188
	2016	12	19	23	32	14	26	-	-	-	-	-	-	126	48.2%	▲	126
Domestic and Family - Level 2	2015	7	45	51	115	1	84	5	47	4	50	36	21	303			466
	2016	29	4	4	2	7	4	-	-	-	-	-	-	50	-83.5%	▼	50
General Civil - Level 1	2015	2	2	3	2	-	1	-	-	3	3	-	4	10			20
	2016	-	-	-	-	2	1	-	-	-	-	-	-	3	-70.0%	▼	3
General Civil - Level 2	2015	20	19	26	29	24	24	25	19	30	20	20	19	142			275
	2016	24	27	11	23	28	36	-	-	-	-	-	-	149	4.9%	▲	149
General Civil - Level 3	2015	9	7	12	10	10	17	9	10	14	10	11	7	65			126
	2016	11	14	10	6	12	23	-	-	-	-	-	-	76	16.9%	▲	76
Miscellaneous	2015	198	149	266	173	180	156	179	178	130	179	158	286	1,122			2,232
	2016	224	249	290	179	150	202	-	-	-	-	-	-	1,294	15.3%	▲	1,294
Misdemeanor	2015	59	59	61	49	48	80	50	61	62	63	58	53	356			703
	2016	47	62	96	62	76	106	-	-	-	-	-	-	449	26.1%	▲	449
Non-Capital Felonies and Related Matters	2015	166	120	144	175	185	169	185	111	188	174	138	159	959			1,914
	2016	173	166	227	209	190	266	-	-	-	-	-	-	1,231	28.4%	▲	1,231
Other	2015	44	42	60	71	53	47	50	57	62	41	44	58	317			629
	2016	47	59	56	59	34	62	-	-	-	-	-	-	317	0.0%	↔	317
Other Criminally Related Matters	2015	47	29	32	55	26	24	33	39	19	42	35	26	213			407
	2016	56	24	53	50	55	40	-	-	-	-	-	-	278	30.5%	▲	278
Probates/Wills and Trusts - Level 1	2015	-	-	-	-	-	-	2	1	1	-	1	-	0			5
	2016	1	1	1	-	1	1	-	-	-	-	-	-	5	0.0%	↔	5
Probates/Wills and Trusts - Level 2	2015	6	1	5	2	7	8	5	3	5	1	3	4	29			50
	2016	4	8	3	5	4	4	-	-	-	-	-	-	28	-3.4%	▼	28
Uncontested Divorce	2015	25	24	46	38	45	38	43	30	33	36	36	25	216			419
	2016	30	37	38	38	27	38	-	-	-	-	-	-	208	-3.7%	▼	208

Court: Charles City Circuit

Start/End Date: Jan-15 / Jun-16

2015 Average Month: 24

Jan-Jun 2015: 135

Filings Trending: ▲

Circuit/Court ID: 9 209036

Type of Case: Filings

2016 Average Month:49

Jan-Jun 2016 : 293

Overall AVG. Month: 32

Monthly Summary

Jan 15-Jun 16

Totals

	2015	2016
Civil	86	33
Criminal	94	161
Other	110	99
Total	290	293

Jan --- Jun Filings

135

2015

293

2016

Jan --- Jun Filings

	2015	2016	% Change	Trending
Civil	40	33	-17.5%	▼
Criminal	37	161	335.1%	▲
Other	58	99	70.7%	▲
Total	135	293	117.0%	▲

	Jan	Feb	Mar	Apr	May	Jun	Jul	Aug	Sep	Oct	Nov	Dec	Thru Jun	% Change	Trending	Total
2015	19	19	24	33	15	25	30	17	33	23	26	26	135			290
2016	47	46	34	28	121	17	-	-	-	-	-	-	293	117.0%	▲	293

		Jan	Feb	Mar	Apr	May	Jun	Jul	Aug	Sep	Oct	Nov	Dec	Thru Jun	% Change	Trending	Total
Contested Divorce	2015	2	-	-	-	-	-	-	-	-	-	1	-	2			3
	2016	-	1	-	-	-	1	-	-	-	-	-	-	2	0.0%	↔	2
Domestic and Family - Level 1	2015	-	-	-	-	-	-	1	-	-	-	-	-	0			1
	2016	-	-	-	-	1	-	-	-	-	-	-	-	1	0.0%	↔	1
Domestic and Family - Level 2	2015	-	-	-	-	-	-	-	-	1	-	-	-	0			1
	2016	-	-	-	-	-	-	-	-	-	-	-	-	1	0.0%	↔	1
General Civil - Level 1	2015	-	-	1	-	-	-	-	-	-	-	-	1	1	0.0%	↔	2
	2016	-	-	-	-	-	1	-	-	-	-	-	-	1	0.0%	↔	1
General Civil - Level 2	2015	2	2	1	2	1	-	2	-	2	1	1	2	8			16
	2016	1	2	3	2	-	2	-	-	-	-	-	-	10	25.0%	▲	10
General Civil - Level 3	2015	-	2	-	2	2	2	2	-	1	-	2	1	8			14
	2016	-	1	2	-	-	1	-	-	-	-	-	-	4	-50.0%	▼	4
Miscellaneous	2015	11	13	17	16	3	15	12	12	10	9	16	11	75			145
	2016	24	20	15	20	10	8	-	-	-	-	-	-	97	29.3%	▲	97
Misdemeanor	2015	2	-	-	5	-	2	2	-	4	6	2	2	9			25
	2016	20	13	6	2	90	-	-	-	-	-	-	-	131	1,355.6%	▲	131
Non-Capital Felonies and Related Matters	2015	2	-	2	5	8	6	9	1	13	5	1	5	23			57
	2016	2	7	4	1	9	3	-	-	-	-	-	-	26	13.0%	▲	26
Other	2015	-	-	1	1	-	-	-	1	2	-	1	-	2			6
	2016	-	-	1	2	8	1	-	-	-	-	-	-	12	500.0%	▲	12
Other Criminally Related Matters	2015	-	1	2	1	1	-	1	3	-	-	1	2	5			12
	2016	-	-	2	-	2	-	-	-	-	-	-	-	4	-20.0%	▼	4
Probates/Wills and Trusts - Level 2	2015	-	-	-	1	-	-	-	-	-	-	-	1	1			2
	2016	-	1	-	-	-	-	-	-	-	-	-	-	1	0.0%	↔	1
Protective Orders	2016	-	-	1	-	-	-	-	-	-	-	-	-	1			1
Uncontested Divorce	2015	-	1	-	-	-	-	1	-	-	2	1	1	1			6
	2016	-	1	-	1	1	-	-	-	-	-	-	-	3	200.0%	▲	3

Court: Gloucester Circuit

Start/End Date: Jan-15 / Jun-16

2015 Average Month: 199

Jan-Jun 2015: 1,208

Filings Trending: ▲

Circuit/Court ID: 9 209073


Type of Case: Filings

2016 Average Month:251

Jan-Jun 2016 : 1,504

Overall AVG. Month: 216

Monthly Summary



Jan 15-Jun 16

Totals

	2015	2016
Civil	538	328
Criminal	835	499
Other	1,009	677
Total	2,382	1,504

Jan --- Jun Filings

1,208

2015

1,504

2016

Jan --- Jun Filings

	2015	2016	% Change	Trending
Civil	288	328	13.9%	▲
Criminal	434	499	15.0%	▲
Other	486	677	39.3%	▲
Total	1,208	1,504	24.5%	▲

	Jan	Feb	Mar	Apr	May	Jun	Jul	Aug	Sep	Oct	Nov	Dec	Thru Jun	% Change	Trending	Total
2015	190	268	221	194	168	167	228	159	175	196	186	230	1,208			2,382
2016	265	251	302	224	242	220	-	-	-	-	-	-	1,504	24.5%	▲	1,504

		Jan	Feb	Mar	Apr	May	Jun	Jul	Aug	Sep	Oct	Nov	Dec	Thru Jun	% Change	Trending	Total
Administrative Law	2015	-	-	-	-	-	-	-	1	-	-	-	-	0			1
Capital Murder	2015	-	-	-	-	-	-	-	-	1	-	-	-	0	0.0%	↔	1
Contested Divorce	2015	3	3	7	3	6	7	5	4	1	5	5	2	29	0.0%	↔	51
	2016	2	8	15	2	7	3	-	-	-	-	-	-	37	27.6%	▲	37
Domestic and Family - Level 1	2015	6	3	6	-	-	5	8	2	-	1	2	3	20			36
	2016	9	6	6	-	6	2	-	-	-	-	-	-	29	45.0%	▲	29
Domestic and Family - Level 2	2015	-	3	1	1	3	2	4	2	1	3	-	-	10			20
	2016	-	2	5	1	1	1	-	-	-	-	-	-	10	0.0%	↔	10
General Civil - Level 1	2015	-	-	-	-	-	-	1	1	-	-	-	-	0			2
General Civil - Level 2	2015	3	9	9	4	9	12	5	5	7	9	4	5	46	0.0%	↔	81
	2016	5	5	17	5	5	5	-	-	-	-	-	-	42	-8.7%	▼	42
General Civil - Level 3	2015	2	-	2	33	5	4	4	3	-	3	5	3	46			64
	2016	2	4	3	24	1	-	-	-	-	-	-	-	34	-26.1%	▼	34
Miscellaneous	2015	99	78	86	68	53	64	75	72	53	80	78	127	448			933
	2016	118	118	137	84	63	90	-	-	-	-	-	-	610	36.2%	▲	610
Misdemeanor	2015	17	19	32	17	16	15	24	13	27	18	17	20	116			235
	2016	27	20	21	18	36	26	-	-	-	-	-	-	148	27.6%	▲	148
Non-Capital Felonies and Related Matters	2015	33	103	45	35	40	32	54	24	45	46	19	42	288			518
	2016	65	37	44	47	84	47	-	-	-	-	-	-	324	12.5%	▲	324
Other	2015	14	28	13	16	17	15	24	11	23	15	23	19	103			218
	2016	23	32	23	31	25	30	-	-	-	-	-	-	164	59.2%	▲	164
Other Criminally Related Matters	2015	3	7	5	4	9	2	9	6	5	8	18	5	30			81
	2016	1	4	12	6	4	-	-	-	-	-	-	-	27	-10.0%	▼	27
Probates/Wills and Trusts - Lev	2015	-	1	1	-	-	1	-	-	-	-	-	-	3			3
Probates/Wills and Trusts - Level 2	2015	3	1	2	-	1	-	2	-	-	1	2	1	7			13
	2016	-	1	3	-	-	1	-	-	-	-	-	-	5	-28.6%	▼	5
Protective Orders	2015	-	-	-	2	1	1	-	3	-	-	1	-	4			8
	2016	-	-	-	1	-	-	-	-	-	-	-	-	1	-75.0%	▼	1
Uncontested Divorce	2015	7	13	12	11	8	7	13	12	12	7	12	3	58			117
	2016	13	14	16	5	10	15	-	-	-	-	-	-	73	25.9%	▲	73

Court: King & Queen Circuit

Start/End Date: Jan-15 / Jun-16

2015 Average Month: 36

Jan-Jun 2015: 231

Filings Trending: ▼

Circuit/Court ID: 9 209097

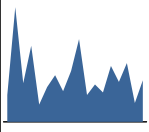
Type of Case: Filings

2016 Average Month:31

Jan-Jun 2016 : 183

Overall AVG. Month: 34

Monthly Summary



Jan 15-Jun 16

Totals

	2015	2016
Civil	87	35
Criminal	220	72
Other	130	76
Total	437	183

Jan --- Jun Filings

231

2015

183

2016

Jan --- Jun Filings

	2015	2016	% Change	Trending
Civil	35	35	-	↔
Criminal	131	72	-45.0%	▼
Other	65	76	16.9%	▲
Total	231	183	-20.8%	▼

	Jan	Feb	Mar	Apr	May	Jun	Jul	Aug	Sep	Oct	Nov	Dec	Thru Jun	% Change	Trending	Total
2015	20	86	29	57	13	26	35	23	38	62	20	28	231			437
2016	22	42	30	44	14	31	-	-	-	-	-	-	183	-20.8%	▼	183

		Jan	Feb	Mar	Apr	May	Jun	Jul	Aug	Sep	Oct	Nov	Dec	Thru Jun	% Change	Trending	Total
Administrative Law	2015	1	-	-	-	-	-	-	-	-	1	-	-	1			2
Contested Divorce	2015	-	-	2	1	-	1	-	1	-	1	-	1	4			7
	2016	1	2	1	-	-	-	-	-	-	-	-	-	4	0.0%	↔	4
Domestic and Family - Level 1	2015	1	-	-	2	1	1	-	6	-	-	-	-	5			11
	2016	-	-	-	2	1	-	-	-	-	-	-	-	3	-40.0%	▼	3
Domestic and Family - Level 2	2015	-	-	-	-	-	3	-	-	-	-	-	-	3			3
General Civil - Level 2	2015	-	-	1	2	-	1	-	2	-	1	-	2	4			9
	2016	-	1	2	2	-	1	-	-	-	-	-	-	6	50.0%	▲	6
General Civil - Level 3	2015	1	-	-	1	1	-	2	1	6	4	4	-	3			20
	2016	1	3	-	-	-	1	-	-	-	-	-	-	5	66.7%	▲	5
Miscellaneous	2015	9	13	22	7	7	14	16	8	13	14	10	12	72			145
	2016	14	21	14	16	7	12	-	-	-	-	-	-	84	16.7%	▲	84
Misdemeanor	2015	4	15	3	9	1	1	4	1	6	13	3	1	33			61
	2016	1	4	1	4	-	3	-	-	-	-	-	-	13	-60.6%	▼	13
Non-Capital Felonies and Related Matters	2015	2	55	1	30	3	2	7	2	8	26	2	12	93			150
	2016	3	9	5	19	2	11	-	-	-	-	-	-	49	-47.3%	▼	49
Other	2015	-	-	-	3	-	1	1	-	-	-	-	-	4			5
	2016	-	-	1	-	-	-	-	-	-	-	-	-	1	-75.0%	▼	1
Other Criminally Related Matters	2015	-	2	-	2	-	1	2	-	3	-	-	-	5			10
	2016	2	1	3	-	1	3	-	-	-	-	-	-	10	100.0%	▲	10
Probates/Wills and Trusts - Lev	2016	-	1	-	-	-	-	-	-	-	-	-	-	1			1
Probates/Wills and Trusts - Level 2	2015	-	-	-	-	-	-	-	1	1	-	-	-	0			2
	2016	-	-	1	-	1	-	-	-	-	-	-	-	2	0.0%	↔	2
Uncontested Divorce	2015	2	1	-	-	-	1	3	1	1	2	1	-	4			12
	2016	-	-	2	1	2	-	-	-	-	-	-	-	5	25.0%	▲	5

Court: King William Circuit

Start/End Date: Jan-15 / Jun-16

2015 Average Month: 66

Jan-Jun 2015: 411

Filings Trending: ▲

Circuit/Court ID: 9 209101


Type of Case: Filings

2016 Average Month:79

Jan-Jun 2016 : 473

Overall AVG. Month: 70

Monthly Summary



Jan 15-Jun 16

Totals

	2015	2016
Civil	161	83
Criminal	256	167
Other	373	223
Total	790	473

Jan --- Jun Filings

411

2015

473

2016

Jan --- Jun Filings

	2015	2016	% Change	Trending
Civil	88	83	-5.7%	▼
Criminal	158	167	5.7%	▲
Other	165	223	35.2%	▲
Total	411	473	15.1%	▲

	Jan	Feb	Mar	Apr	May	Jun	Jul	Aug	Sep	Oct	Nov	Dec	Thru Jun	% Change	Trending	Total
2015	105	54	50	75	63	64	62	41	48	82	43	103	411			790
2016	63	127	87	74	45	77	-	-	-	-	-	-	473	15.1%	▲	473

		Jan	Feb	Mar	Apr	May	Jun	Jul	Aug	Sep	Oct	Nov	Dec	Thru Jun	% Change	Trending	Total
Administrative Law	2015	-	-	-	-	-	-	1	-	-	-	-	-	0			1
Capital Murder	2016	-	1	-	-	-	-	-	-	-	-	-	-	1	0.0%	↔	1
Contested Divorce	2015	-	-	1	-	-	-	-	-	1	2	1	2	1			7
	2016	2	-	2	2	2	2	-	-	-	-	-	-	10	900.0%	▲	10
Domestic and Family - Level 1	2015	2	3	4	3	-	-	1	2	2	-	5	3	12			25
	2016	1	1	2	1	-	1	-	-	-	-	-	-	6	-50.0%	▼	6
Domestic and Family - Level 2	2015	-	2	1	1	1	2	1	-	2	-	-	-	7			10
	2016	-	-	-	-	-	2	-	-	-	-	-	-	2	-71.4%	▼	2
General Civil - Level 1	2015	1	1	-	2	-	-	-	-	-	-	-	-	4			4
	2016	-	1	-	1	-	-	-	-	-	-	-	-	2	-50.0%	▼	2
General Civil - Level 2	2015	2	1	1	1	3	10	2	3	2	2	2	2	18			31
	2016	1	2	1	2	-	2	-	-	-	-	-	-	8	-55.6%	▼	8
General Civil - Level 3	2015	3	1	2	2	5	3	1	1	-	2	1	3	16			24
	2016	-	-	1	-	1	5	-	-	-	-	-	-	7	-56.3%	▼	7
Miscellaneous	2015	43	37	29	24	19	38	27	29	27	33	32	76	190			414
	2016	48	55	44	37	35	30	-	-	-	-	-	-	249	31.1%	▲	249
Misdemeanor	2015	9	3	1	7	9	1	14	-	2	2	1	4	30			53
	2016	4	7	11	5	4	2	-	-	-	-	-	-	33	10.0%	▲	33
Non-Capital Felonies and Related Matters	2015	44	2	6	32	23	5	12	2	8	35	-	10	112			179
	2016	-	56	21	22	1	28	-	-	-	-	-	-	128	14.3%	▲	128
Other	2016	1	1	-	2	1	1	-	-	-	-	-	-	6			6
Other Criminally Related Matters	2015	-	4	2	3	2	5	2	1	2	2	1	-	16			24
	2016	3	-	1	-	-	1	-	-	-	-	-	-	5	-68.8%	▼	5
Probates/Wills and Trusts - Lev	2015	-	-	1	-	-	-	-	-	-	-	-	-	1			1
Probates/Wills and Trusts - Level 2	2015	-	-	-	-	1	-	-	-	-	-	-	-	1			1
	2016	-	1	-	-	-	-	-	-	-	-	-	-	1	0.0%	↔	1
Protective Orders	2015	1	-	-	-	-	-	-	-	-	-	-	-	1			1
Uncontested Divorce	2015	-	-	2	-	-	-	1	3	2	4	-	3	2			15
	2016	3	2	4	2	1	3	-	-	-	-	-	-	15	650.0%	▲	15

Court: Mathews Circuit

Start/End Date: Jan-15 / Jun-16

2015 Average Month: 40

Jan-Jun 2015: 239

Filings Trending: ▲

Circuit/Court ID: 9 209115


Type of Case: Filings

2016 Average Month:41

Jan-Jun 2016 : 246

Overall AVG. Month: 40

Monthly Summary



Jan 15-Jun 16

Totals

	2015	2016
Civil	133	48
Criminal	170	100
Other	178	98
Total	481	246

Jan --- Jun Filings

239

2015

246

2016

Jan --- Jun Filings

	2015	2016	% Change	Trending
Civil	70	48	-31.4%	▼
Criminal	71	100	40.8%	▲
Other	98	98	-	↔
Total	239	246	2.9%	▲

	Jan	Feb	Mar	Apr	May	Jun	Jul	Aug	Sep	Oct	Nov	Dec	Thru Jun	% Change	Trending	Total
2015	31	31	58	45	35	39	53	19	29	31	55	55	239			481
2016	35	25	69	49	43	25	-	-	-	-	-	-	246	2.9%	▲	246

		Jan	Feb	Mar	Apr	May	Jun	Jul	Aug	Sep	Oct	Nov	Dec	Thru Jun	% Change	Trending	Total
Administrative Law	2015	-	-	-	-	-	-	-	-	1	-	-	-	0			1
	2016	-	-	-	1	-	-	-	-	-	-	-	-	1	0.0%	↔	1
Contested Divorce	2015	-	2	-	1	-	-	-	1	2	-	1	-	3			7
	2016	-	-	-	-	-	6	-	-	2	-	-	8	6			16
Domestic and Family - Level 1	2015	-	-	-	-	-	1	-	-	-	-	-	-	2	-66.7%	▼	2
	2016	-	-	1	-	-	-	1	-	-	-	-	-	1	-50.0%	▼	1
Domestic and Family - Level 2	2015	-	-	1	1	-	-	1	-	-	-	1	-	2			4
	2016	-	-	-	-	1	-	-	-	-	-	-	-	1	-40.0%	▼	6
General Civil - Level 1	2015	1	-	-	-	-	-	-	-	-	1	1	-	1			3
	2016	-	1	-	-	1	-	-	-	-	-	-	-	2	100.0%	▲	2
General Civil - Level 2	2015	3	3	2	1	-	1	3	1	-	-	1	3	10			18
	2016	1	-	2	1	-	2	-	-	-	-	-	-	6	-33.3%	▼	6
General Civil - Level 3	2015	-	1	2	5	1	-	-	1	-	2	2	1	9			15
	2016	3	1	1	1	-	-	-	-	-	-	-	-	6			6
Miscellaneous	2015	20	19	27	33	14	12	8	12	9	13	20	31	125			218
	2016	25	23	26	13	11	18	-	-	-	-	-	-	116	-7.2%	▼	116
Misdemeanor	2015	1	1	3	-	6	2	5	-	4	1	-	6	13			29
	2016	1	-	5	-	9	-	-	-	-	-	-	-	15	15.4%	▲	15
Non-Capital Felonies and Related Matters	2015	5	3	19	-	11	11	32	3	8	11	23	2	49			128
	2016	-	-	32	31	12	1	-	-	-	-	-	-	76	55.1%	▲	76
Other	2015	-	-	1	-	-	-	-	-	-	-	-	2	1			3
	2016	-	-	1	-	-	-	-	-	-	-	-	-	1	0.0%	↔	1
Other Criminally Related Matters	2015	-	2	-	3	2	2	-	-	2	1	2	-	9			14
	2016	3	-	1	-	4	2	-	-	-	-	-	-	10	11.1%	▲	10
Probates/Wills and Trusts - Level 2	2015	-	-	1	-	-	-	-	-	-	-	-	-	1			1
	2016	1	-	-	-	-	-	-	-	-	-	-	-	1	0.0%	↔	1
Protective Orders	2015	-	-	-	-	-	1	-	-	-	-	-	-	1			1
	2016	-	-	-	-	-	1	-	-	-	-	-	-	1	0.0%	↔	1
Uncontested Divorce	2015	1	-	2	1	1	4	4	1	1	2	4	2	9			23
	2016	1	-	-	2	5	-	-	-	-	-	-	-	8	-11.1%	▼	8

Court: Middlesex Circuit

Start/End Date: Jan-15 / Jun-16

2015 Average Month: 44

Jan-Jun 2015: 275

Filings Trending: ▲

Circuit/Court ID: 9 209119

Type of Case: Filings

2016 Average Month:69

Jan-Jun 2016 : 415

Overall AVG. Month: 53

Monthly Summary

Jan 15-Jun 16

Totals

	2015	2016
Civil	118	70
Criminal	189	219
Other	224	126
Total	531	415

Jan --- Jun Filings

275

2015

415

2016

Jan --- Jun Filings

	2015	2016	% Change	Trending
Civil	64	70	9.4%	▲
Criminal	98	219	123.5%	▲
Other	113	126	11.5%	▲
Total	275	415	50.9%	▲

	Jan	Feb	Mar	Apr	May	Jun	Jul	Aug	Sep	Oct	Nov	Dec	Thru Jun	% Change	Trending	Total
2015	49	37	52	38	44	55	54	36	53	31	25	57	275			531
2016	62	64	125	51	79	34	-	-	-	-	-	-	415	50.9%	▲	415

		Jan	Feb	Mar	Apr	May	Jun	Jul	Aug	Sep	Oct	Nov	Dec	Thru Jun	% Change	Trending	Total
Capital Murder	2015	-	-	-	-	2	-	-	-	-	-	-	-	2			2
	2016	-	-	-	-	1	-	-	-	-	-	-	-	1	-50.0%	▼	1
Contested Divorce	2015	-	1	1	1	-	1	1	-	1	-	1	1	4			8
	2016	2	1	2	-	2	1	-	-	-	-	-	-	8	100.0%	▲	8
Domestic and Family - Level 1	2015	-	1	-	-	-	-	-	4	-	2	1	1	1			9
	2016	-	-	2	1	-	-	-	-	-	-	-	-	3	200.0%	▲	3
Domestic and Family - Level 2	2015	2	-	1	2	-	-	1	-	-	-	-	-	5			6
	2016	-	-	-	-	-	2	-	-	-	-	-	-	2	-60.0%	▼	2
General Civil - Level 2	2015	2	3	6	4	-	4	-	-	-	3	-	1	19			23
	2016	1	3	3	2	1	2	-	-	-	-	-	-	12	-36.8%	▼	12
General Civil - Level 3	2015	-	-	-	1	2	1	-	-	-	-	-	2	4			6
	2016	1	-	1	-	13	2	-	-	-	-	-	-	17	325.0%	▲	17
Miscellaneous	2015	17	28	26	15	11	23	17	12	13	12	17	45	120			236
	2016	27	38	22	20	11	16	-	-	-	-	-	-	134	11.7%	▲	134
Misdemeanor	2015	11	-	3	-	5	7	6	3	15	1	1	-	26			52
	2016	10	6	19	2	13	4	-	-	-	-	-	-	54	107.7%	▲	54
Non-Capital Felonies and Related Matters	2015	13	3	8	9	19	14	22	12	18	4	1	3	66			126
	2016	14	10	68	20	37	4	-	-	-	-	-	-	153	131.8%	▲	153
Other	2015	-	-	3	2	2	3	1	2	4	1	1	-	10			19
	2016	2	2	3	1	-	-	-	-	-	-	-	-	8	-20.0%	▼	8
Other Criminally Related Matters	2015	2	-	-	-	2	-	1	-	-	2	2	1	4			10
	2016	2	3	2	1	1	2	-	-	-	-	-	-	11	175.0%	▲	11
Probates/Wills and Trusts - Level 2	2015	-	-	1	1	-	1	-	2	1	-	-	-	3			6
	2016	2	-	-	1	-	-	-	-	-	-	-	-	3	0.0%	↔	3
Protective Orders	2015	-	-	-	-	-	1	1	-	-	2	-	1	1			5
	2016	-	-	-	2	-	-	-	-	-	-	-	-	2	100.0%	▲	2
Uncontested Divorce	2015	2	1	3	3	1	-	4	1	1	4	1	2	10			23
	2016	1	1	3	1	-	1	-	-	-	-	-	-	7	-30.0%	▼	7

Court: New Kent Circuit

Start/End Date: Jan-15 / Jun-16

2015 Average Month: 102

Jan-Jun 2015: 555

Filings Trending: ▲

Circuit/Court ID: 9 209127


Type of Case: Filings

2016 Average Month:124

Jan-Jun 2016 : 746

Overall AVG. Month: 109

Monthly Summary



Jan 15-Jun 16

Totals

	2015	2016
Civil	178	101
Criminal	422	247
Other	621	398
Total	1,221	746

Jan --- Jun Filings

555

2015

746

2016

Jan --- Jun Filings

	2015	2016	% Change	Trending
Civil	95	101	6.3%	▲
Criminal	231	247	6.9%	▲
Other	229	398	73.8%	▲
Total	555	746	34.4%	▲

	Jan	Feb	Mar	Apr	May	Jun	Jul	Aug	Sep	Oct	Nov	Dec	Thru Jun	% Change	Trending	Total
2015	107	84	139	83	84	58	80	92	107	98	106	183	555			1,221
2016	131	162	134	96	102	121	-	-	-	-	-	-	746	34.4%	▲	746

		Jan	Feb	Mar	Apr	May	Jun	Jul	Aug	Sep	Oct	Nov	Dec	Thru Jun	% Change	Trending	Total
Administrative Law	2015	1	-	-	-	-	-	-	-	-	-	-	-	1			1
Contested Divorce	2015	-	1	4	3	2	-	2	2	2	1	3	2	10			22
	2016	3	1	2	-	-	4	-	-	-	-	-	-	10	0.0%	↔	10
Domestic and Family - Level 1	2015	-	2	-	2	1	-	-	3	1	1	1	-	5			11
	2016	-	2	-	3	-	-	-	-	-	-	-	-	5	0.0%	↔	5
Domestic and Family - Level 2	2015	2	2	-	1	1	-	-	2	-	-	2	1	6			11
	2016	-	-	-	1	1	-	-	-	-	-	-	-	2	-66.7%	▼	2
General Civil - Level 1	2015	-	-	-	1	-	-	-	-	-	-	-	-	1			1
General Civil - Level 2	2015	2	1	1	2	1	1	-	1	1	4	3	1	8			18
	2016	4	4	1	-	2	3	-	-	-	-	-	-	14	75.0%	▲	14
General Civil - Level 3	2015	2	3	-	1	2	-	1	1	-	1	-	3	8			14
	2016	2	3	3	-	2	-	-	-	-	-	-	-	10	25.0%	▲	10
Miscellaneous	2015	52	36	42	37	24	33	47	35	45	53	60	90	224			554
	2016	72	86	68	46	35	54	-	-	-	-	-	-	361	61.2%	▲	361
Misdemeanor	2015	11	8	17	12	10	11	9	11	17	13	11	5	69			135
	2016	15	16	12	9	14	8	-	-	-	-	-	-	74	7.2%	▲	74
Non-Capital Felonies and Related Matters	2015	22	5	61	17	35	4	12	16	34	18	8	18	144			250
	2016	21	28	40	21	28	24	-	-	-	-	-	-	162	12.5%	▲	162
Other	2015	9	14	5	3	4	2	1	9	3	3	11	58	37			122
	2016	10	12	2	9	16	13	-	-	-	-	-	-	62	67.6%	▲	62
Other Criminally Related Matters	2015	2	6	4	1	1	4	2	6	1	2	5	3	18			37
	2016	-	3	2	-	1	5	-	-	-	-	-	-	11	-38.9%	▼	11
Probates/Wills and Trusts - Level 2	2015	-	-	-	-	-	-	1	2	1	1	-	-	0			5
	2016	1	-	-	-	-	1	-	-	-	-	-	-	2	0.0%	↔	2
Uncontested Divorce	2015	4	6	5	3	3	3	5	4	2	1	2	2	24			40
	2016	3	7	4	7	3	9	-	-	-	-	-	-	33	37.5%	▲	33

Court: York Circuit

Start/End Date: Jan-15 / Jun-16

2015 Average Month: 252

Jan-Jun 2015: 1,437

Filings Trending: ▲

Circuit/Court ID: 9 209199


Type of Case: Filings

2016 Average Month:307

Jan-Jun 2016 : 1,840

Overall AVG. Month: 270

Monthly Summary




Jan 15-Jun 16

Totals

	2015	2016
Civil	782	445
Criminal	1,043	548
Other	1,196	847
Total	3,021	1,840

Jan --- Jun Filings



2015 2016

Jan --- Jun Filings

	2015	2016	% Change	Trending
Civil	388	445	14.7%	▲
Criminal	487	548	12.5%	▲
Other	562	847	50.7%	▲
Total	1,437	1,840	28.0%	▲

	Jan	Feb	Mar	Apr	May	Jun	Jul	Aug	Sep	Oct	Nov	Dec	Thru Jun	% Change	Trending	Total
2015	262	206	258	250	247	214	269	234	215	275	249	342	1,437			3,021
2016	352	342	326	281	260	279	-	-	-	-	-	-	1,840	28.0%	▲	1,840

		Jan	Feb	Mar	Apr	May	Jun	Jul	Aug	Sep	Oct	Nov	Dec	Thru Jun	% Change	Trending	Total
Administrative Law	2015	-	1	-	-	-	-	-	-	1	-	-	1	1			3
	2016	-	1	-	-	1	-	-	-	-	-	-	-	2	100.0%	▲	2
Contested Divorce	2015	3	3	10	4	5	12	6	7	6	6	4	3	37			69
	2016	3	7	10	3	7	6	-	-	-	-	-	-	36	-2.7%	▼	36
Domestic and Family - Level 1	2015	2	4	3	3	3	1	4	4	4	2	1	4	16			35
	2016	2	7	3	1	-	2	-	-	-	-	-	-	15	-6.3%	▼	15
Domestic and Family - Level 2	2015	5	2	14	12	6	4	13	10	7	12	7	8	43			100
	2016	2	11	13	8	7	8	-	-	-	-	-	-	49	14.0%	▲	49
General Civil - Level 1	2015	1	-	-	-	-	-	-	-	-	-	-	-	1			1
General Civil - Level 2	2015	5	7	11	17	5	20	6	16	4	16	12	8	65			127
	2016	11	9	9	9	9	9	-	-	-	-	-	-	56	-13.8%	▼	56
General Civil - Level 3	2015	4	1	7	1	3	3	5	6	5	6	2	1	19			44
	2016	1	1	7	1	4	9	-	-	-	-	-	-	23	21.1%	▲	23
Miscellaneous	2015	123	99	137	99	100	92	122	114	95	91	105	197	650			1,374
	2016	214	198	170	142	128	134	-	-	-	-	-	-	986	51.7%	▲	986
Misdemeanor	2015	26	16	13	28	11	9	6	10	18	15	16	16	103			184
	2016	13	15	18	24	22	20	-	-	-	-	-	-	112	8.7%	▲	112
Non-Capital Felonies and Related Matters	2015	74	50	29	51	84	50	74	56	48	99	69	79	338			763
	2016	81	68	73	64	56	61	-	-	-	-	-	-	403	19.2%	▲	403
Other	2015	2	1	5	2	6	3	4	1	1	2	-	-	19			27
	2016	-	2	2	1	-	1	-	-	-	-	-	-	6	-68.4%	▼	6
Other Criminally Related Matters	2015	5	8	3	17	9	5	12	2	8	4	19	6	47			98
	2016	6	2	7	8	1	9	-	-	-	-	-	-	33	-29.8%	▼	33
Probates/Wills and Trusts - Lev	2015	-	-	1	-	-	1	-	-	-	1	-	-	2			3
Probates/Wills and Trusts - Level 2	2015	2	1	1	-	1	4	6	1	1	4	-	4	9			25
	2016	1	-	1	2	4	1	-	-	-	-	-	-	9	0.0%	↔	9
Protective Orders	2015	1	-	-	-	-	-	-	1	1	2	-	1	1			6
	2016	1	1	-	1	-	1	-	-	-	-	-	-	4	300.0%	▲	4
Uncontested Divorce	2015	9	13	24	16	14	10	11	6	16	15	14	14	86			162
	2016	17	20	13	17	21	18	-	-	-	-	-	-	106	23.3%	▲	106

Court: Williamsburg Circuit

Start/End Date: Jan-15 / Jun-16

2015 Average Month: 303

Jan-Jun 2015: 1,722

Filings Trending: ▲

Circuit/Court ID: 9 209830


Type of Case: Filings

2016 Average Month:373

Jan-Jun 2016 : 2,239

Overall AVG. Month: 327

Monthly Summary



Jan 15-Jun 16

Totals

	2015	2016
Civil	969	516
Criminal	1,243	742
Other	1,426	981
Total	3,638	2,239

Jan --- Jun Filings

1,722

2015

2,239

2016

Jan --- Jun Filings

	2015	2016	% Change	Trending
Civil	497	516	3.8%	▲
Criminal	605	742	22.6%	▲
Other	620	981	58.2%	▲
Total	1,722	2,239	30.0%	▲

	Jan	Feb	Mar	Apr	May	Jun	Jul	Aug	Sep	Oct	Nov	Dec	Thru Jun	% Change	Trending	Total
2015	324	266	325	276	258	273	337	264	316	282	336	381	1,722			3,638
2016	404	350	431	341	359	354	-	-	-	-	-	-	2,239	30.0%	▲	2,239

		Jan	Feb	Mar	Apr	May	Jun	Jul	Aug	Sep	Oct	Nov	Dec	Thru Jun	% Change	Trending	Total
Administrative Law	2015	-	-	-	-	-	1	1	-	-	1	-	1	1			4
	2016	-	-	-	1	-	-	-	-	-	-	-	-	1	0.0%	↔	1
Capital Murder	2015	-	-	4	-	-	-	-	-	-	-	-	-	4			4
Contested Divorce	2015	9	7	5	9	7	4	7	2	4	5	9	2	41			70
	2016	13	1	9	1	9	7	-	-	-	-	-	-	40	-2.4%	▼	40
Domestic and Family - Level 1	2015	3	5	3	2	7	4	9	9	1	3	3	3	24			52
	2016	3	6	6	2	3	8	-	-	-	-	-	-	28	16.7%	▲	28
Domestic and Family - Level 2	2015	5	1	5	2	4	-	-	4	-	-	3	3	17			27
	2016	-	1	3	5	2	2	-	-	-	-	-	-	13	-23.5%	▼	13
General Civil - Level 1	2015	-	3	2	1	2	1	1	1	1	-	1	-	9			13
	2016	1	-	1	4	-	-	-	-	-	-	-	-	6	-33.3%	▼	6
General Civil - Level 2	2015	18	8	8	12	12	15	12	12	13	9	18	10	73			147
	2016	11	14	12	7	13	12	-	-	-	-	-	-	69	-5.5%	▼	69
General Civil - Level 3	2015	6	6	1	11	4	14	11	5	-	9	9	8	42			84
	2016	7	8	7	5	6	13	-	-	-	-	-	-	46	9.5%	▲	46
Miscellaneous	2015	123	101	129	94	82	83	112	107	116	91	112	235	612			1,385
	2016	175	170	177	144	117	148	-	-	-	-	-	-	931	52.1%	▲	931
Misdemeanor	2015	44	26	31	34	34	43	44	30	42	44	44	21	212			437
	2016	37	25	42	59	40	40	-	-	-	-	-	-	243	14.6%	▲	243
Non-Capital Felonies and Related Matters	2015	51	39	66	52	57	49	74	29	69	52	78	45	314			661
	2016	80	58	86	51	83	56	-	-	-	-	-	-	414	31.8%	▲	414
Other	2015	29	47	44	29	14	23	34	37	44	28	31	27	186			387
	2016	49	29	48	40	44	30	-	-	-	-	-	-	240	29.0%	▲	240
Other Criminally Related Matters	2015	10	9	8	19	16	15	13	14	10	10	10	13	77			147
	2016	8	14	14	12	23	16	-	-	-	-	-	-	87	13.0%	▲	87
Probates/Wills and Trusts - Level 1	2015	1	-	1	-	1	1	-	-	1	2	-	-	4			7
	2016	1	1	-	-	-	-	-	-	-	-	-	-	2	-50.0%	▼	2
Probates/Wills and Trusts - Level 2	2015	-	1	3	2	1	4	3	1	1	2	6	2	11			26
	2016	3	3	4	1	1	2	-	-	-	-	-	-	14	27.3%	▲	14
Uncontested Divorce	2015	25	13	15	9	17	16	16	13	14	26	12	11	95			187
	2016	16	20	22	9	18	20	-	-	-	-	-	-	105	10.5%	▲	105

Court: Appomattox Circuit

Start/End Date: Jan-15 / Jun-16

2015 Average Month: 73

Jan-Jun 2015: 456

Filings Trending: ▲

Circuit/Court ID: 10

210011


Type of Case: Filings

2016 Average Month:85

Jan-Jun 2016 : 509

Overall AVG. Month: 77

Monthly Summary



Jan 15-Jun 16

Totals

	2015	2016
Civil	180	87
Criminal	335	206
Other	362	216
Total	877	509

Jan --- Jun Filings

456

2015

509

2016

Jan --- Jun Filings

	2015	2016	% Change	Trending
Civil	91	87	-4.4%	▼
Criminal	223	206	-7.6%	▼
Other	142	216	52.1%	▲
Total	456	509	11.6%	▲

	Jan	Feb	Mar	Apr	May	Jun	Jul	Aug	Sep	Oct	Nov	Dec	Thru Jun	% Change	Trending	Total
2015	72	58	61	66	59	140	52	85	48	82	59	95	456			877
2016	106	67	108	55	80	93	-	-	-	-	-	-	509	11.6%	▲	509

		Jan	Feb	Mar	Apr	May	Jun	Jul	Aug	Sep	Oct	Nov	Dec	Thru Jun	% Change	Trending	Total
Contested Divorce	2015	-	-	2	1	2	1	1	1	3	3	2	-	6			16
	2016	-	1	1	1	2	1	-	-	-	-	-	-	6	0.0%	↔	6
Domestic and Family - Level 1	2015	-	2	-	-	-	7	3	3	3	3	5	1	9			27
	2016	-	-	-	2	1	1	-	-	-	-	-	-	4	-55.6%	▼	4
Domestic and Family - Level 2	2015	-	-	-	-	2	3	-	1	-	-	2	-	5			8
	2016	-	-	2	-	1	-	-	-	-	-	-	-	3	-40.0%	▼	3
General Civil - Level 1	2015	-	-	-	1	-	-	-	-	-	-	-	-	1			1
	2016	-	-	-	1	-	-	-	-	-	-	-	-	1	0.0%	↔	1
General Civil - Level 2	2015	2	-	1	2	2	-	1	-	1	-	-	2	7			11
	2016	-	5	1	3	4	-	-	-	-	-	-	-	13	85.7%	▲	13
General Civil - Level 3	2015	-	1	1	2	5	1	-	3	-	1	-	1	10			15
	2016	4	1	4	1	-	-	-	-	-	-	-	-	10	0.0%	↔	10
Miscellaneous	2015	33	27	39	26	25	26	29	32	25	37	38	90	176			427
	2016	46	41	42	40	26	42	-	-	-	-	-	-	237	34.7%	▲	237
Misdemeanor	2015	7	1	1	2	3	8	2	4	2	8	2	-	22			40
	2016	10	2	14	-	5	11	-	-	-	-	-	-	42	90.9%	▲	42
Non-Capital Felonies and Related Matters	2015	27	24	13	28	11	90	12	38	11	25	4	1	193			284
	2016	39	12	30	1	33	33	-	-	-	-	-	-	148	-23.3%	▼	148
Other	2015	-	-	1	-	1	-	-	-	-	1	1	-	2			4
	2016	-	-	1	-	-	1	-	-	-	-	-	-	2	0.0%	↔	2
Other Criminally Related Matters	2015	-	1	1	-	6	-	-	-	1	1	1	-	8			11
	2016	5	2	5	-	4	1	-	-	-	-	-	-	17	112.5%	▲	17
Probates/Wills and Trusts - Lev	2016	-	-	-	-	1	-	-	-	-	-	-	-	1			1
Probates/Wills and Trusts - Level 2	2015	2	-	-	1	-	-	-	1	-	1	-	-	3			5
	2016	-	1	-	1	-	2	-	-	-	-	-	-	4	33.3%	▲	4
Uncontested Divorce	2015	1	2	2	3	2	4	4	2	2	2	4	-	14			28
	2016	2	2	8	5	3	1	-	-	-	-	-	-	21	50.0%	▲	21

Court: Buckingham Circuit

Start/End Date: Jan-15 / Jun-16

2015 Average Month: 67

Jan-Jun 2015: 369

Filings Trending: ▲

Circuit/Court ID: 10

210029

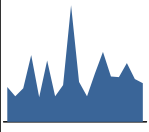
Type of Case: Filings

2016 Average Month:75

Jan-Jun 2016 : 450

Overall AVG. Month: 70

Monthly Summary



Jan 15-Jun 16

Totals

	2015	2016
Civil	170	110
Criminal	393	160
Other	245	180
Total	808	450

Jan --- Jun Filings

369

2015

450

2016

Jan --- Jun Filings

	2015	2016	% Change	Trending
Civil	88	110	25.0%	▲
Criminal	176	160	-9.1%	▼
Other	105	180	71.4%	▲
Total	369	450	22.0%	▲

	Jan	Feb	Mar	Apr	May	Jun	Jul	Aug	Sep	Oct	Nov	Dec	Thru Jun	% Change	Trending	Total
2015	52	38	50	100	37	92	38	55	175	60	38	73	369			808
2016	105	68	67	88	64	58	-	-	-	-	-	-	450	22.0%	▲	450

		Jan	Feb	Mar	Apr	May	Jun	Jul	Aug	Sep	Oct	Nov	Dec	Thru Jun	% Change	Trending	Total
Administrative Law	2015	-	-	-	-	-	-	-	1	-	-	-	-	0			1
	2016	-	-	-	-	-	1	-	-	-	-	-	-	1	0.0%	↔	1
Capital Murder	2015	-	-	-	-	-	1	-	-	-	-	-	-	1			1
	2016	-	-	-	-	-	1	-	-	-	-	-	-	1			1
Contested Divorce	2015	2	6	1	-	2	-	1	2	1	-	-	1	11			16
	2016	3	1	-	1	5	1	-	-	-	-	-	-	11	0.0%	↔	11
Domestic and Family - Level 1	2015	1	-	2	2	-	-	-	1	1	-	4	-	5			11
	2016	2	-	-	4	-	5	-	-	-	-	-	-	11	120.0%	▲	11
Domestic and Family - Level 2	2016	2	1	-	1	-	-	-	-	-	-	-	-	4			4
	2015	1	2	-	4	1	4	6	6	-	2	3	5	12			34
	2016	2	3	2	2	1	-	-	-	-	-	-	-	10	-16.7%	▼	10
General Civil - Level 3	2015	1	-	-	-	1	-	-	-	-	-	-	1	2			3
	2016	-	1	-	1	-	-	-	-	-	-	-	-	2	0.0%	↔	2
Miscellaneous	2015	15	21	26	30	17	29	25	22	21	36	22	40	138			304
	2016	46	44	46	24	31	35	-	-	-	-	-	-	226	63.8%	▲	226
Misdemeanor	2015	2	-	3	4	3	6	2	-	25	6	3	5	18			59
	2016	5	3	1	1	8	-	-	-	-	-	-	-	18	0.0%	↔	18
Non-Capital Felonies and Related Matters	2015	28	8	12	55	8	45	1	19	123	9	4	17	156			329
	2016	43	12	13	50	15	10	-	-	-	-	-	-	143	-8.3%	▼	143
Other	2015	-	-	-	-	-	1	-	-	1	-	-	-	1			2
	2016	-	-	-	-	-	1	-	-	-	-	-	-	1	0.0%	↔	1
Other Criminally Related Matters	2015	-	-	-	1	-	-	-	-	1	2	-	-	1	0.0%	↔	4
	2016	-	-	-	1	-	-	-	-	-	-	-	-	1	0.0%	↔	1
Probates/Wills and Trusts - Lev	2015	-	-	-	-	-	1	-	-	-	-	-	-	1			1
Probates/Wills and Trusts - Level 2	2015	-	1	-	-	-	-	1	-	-	-	-	-	1			2
	2016	-	1	1	-	-	1	-	-	-	-	-	-	3	200.0%	▲	3
Uncontested Divorce	2015	2	-	6	4	5	5	2	4	2	5	2	4	22			41
	2016	2	2	4	3	4	4	-	-	-	-	-	-	19	-13.6%	▼	19

Court: Charlotte Circuit

Start/End Date: Jan-15 / Jun-16

2015 Average Month: 49

Jan-Jun 2015: 331

Filings Trending: ▲

Circuit/Court ID: 10

210037


Type of Case: Filings

2016 Average Month:68

Jan-Jun 2016 : 410

Overall AVG. Month: 56

Monthly Summary




Jan 15-Jun 16

Totals

	2015	2016
Civil	174	85
Criminal	222	184
Other	195	141
Total	591	410

Jan --- Jun Filings



331 410

2015 2016

Jan --- Jun Filings

	2015	2016	% Change	Trending
Civil	78	85	9.0%	▲
Criminal	154	184	19.5%	▲
Other	99	141	42.4%	▲
Total	331	410	23.9%	▲

	Jan	Feb	Mar	Apr	May	Jun	Jul	Aug	Sep	Oct	Nov	Dec	Thru Jun	% Change	Trending	Total
2015	29	125	50	58	28	41	41	47	49	36	44	43	331			591
2016	64	85	62	59	50	90	-	-	-	-	-	-	410	23.9%	▲	410

		Jan	Feb	Mar	Apr	May	Jun	Jul	Aug	Sep	Oct	Nov	Dec	Thru Jun	% Change	Trending	Total
Administrative Law	2016	-	-	1	-	-	-	-	-	-	-	-	-	1			1
Contested Divorce	2015	1	1	-	1	1	2	3	2	1	-	-	2	6			14
	2016	1	2	1	3	1	1	-	-	-	-	-	-	9	50.0%	▲	9
Domestic and Family - Level 1	2015	-	1	2	-	-	2	2	3	1	5	1	2	5			19
	2016	-	2	5	2	4	-	-	-	-	-	-	-	13	160.0%	▲	13
Domestic and Family - Level 2	2015	-	-	1	1	1	-	1	-	4	1	-	2	3			11
	2016	1	-	2	1	-	2	-	-	-	-	-	-	6	100.0%	▲	6
General Civil - Level 1	2016	-	1	-	-	-	-	-	-	-	-	-	-	1			1
General Civil - Level 2	2015	2	2	5	4	2	1	1	3	3	1	1	1	16			26
	2016	-	1	1	2	1	2	-	-	-	-	-	-	7	-56.3%	▼	7
General Civil - Level 3	2015	1	1	2	3	-	2	1	2	2	-	2	-	9			16
	2016	-	5	-	1	-	-	-	-	-	-	-	-	6	-33.3%	▼	6
Miscellaneous	2015	18	24	26	23	13	17	12	19	17	16	19	23	121			227
	2016	25	41	30	20	21	12	-	-	-	-	-	-	149	23.1%	▲	149
Misdemeanor	2015	-	7	2	2	4	4	1	3	6	3	6	2	19			40
	2016	3	7	6	2	-	4	-	-	-	-	-	-	22	15.8%	▲	22
Non-Capital Felonies and Related Matters	2015	5	86	8	17	4	10	14	8	7	3	8	6	130			176
	2016	27	17	8	21	13	66	-	-	-	-	-	-	152	16.9%	▲	152
Other	2015	-	-	1	1	-	-	-	3	4	5	5	2	2			21
	2016	3	5	1	2	3	3	-	-	-	-	-	-	17	750.0%	▲	17
Other Criminally Related Matters	2015	-	-	1	3	1	-	-	-	-	1	-	1	5			7
	2016	1	2	2	3	2	-	-	-	-	-	-	-	10	100.0%	▲	10
Probates/Wills and Trusts - Lev	2015	-	-	-	-	-	-	1	-	-	-	-	-	0			1
Probates/Wills and Trusts - Level 2	2015	-	-	1	-	-	-	1	-	1	-	1	-	1	0.0%	↔	4
	2016	-	1	1	1	-	-	-	-	-	-	-	-	3	200.0%	▲	3
Uncontested Divorce	2015	2	3	1	3	2	3	4	4	3	1	1	2	14			29
	2016	3	1	4	1	5	-	-	-	-	-	-	-	14	0.0%	↔	14

Court: Cumberland Circuit

Start/End Date: Jan-15 / Jun-16

2015 Average Month: 37

Jan-Jun 2015: 234

Filings Trending: ▲

Circuit/Court ID: 10

210049


Type of Case: Filings

2016 Average Month:47

Jan-Jun 2016 : 282

Overall AVG. Month: 40

Monthly Summary




Jan 15-Jun 16

Totals

	2015	2016
Civil	87	52
Criminal	176	97
Other	180	133
Total	443	282

Jan --- Jun Filings



234 282

2015 2016

Jan --- Jun Filings

	2015	2016	% Change	Trending
Civil	43	52	20.9%	▲
Criminal	117	97	-17.1%	▼
Other	74	133	79.7%	▲
Total	234	282	20.5%	▲

	Jan	Feb	Mar	Apr	May	Jun	Jul	Aug	Sep	Oct	Nov	Dec	Thru Jun	% Change	Trending	Total
2015	41	28	36	46	29	54	30	31	29	45	25	49	234			443
2016	57	43	48	32	48	54	-	-	-	-	-	-	282	20.5%	▲	282

		Jan	Feb	Mar	Apr	May	Jun	Jul	Aug	Sep	Oct	Nov	Dec	Thru Jun	% Change	Trending	Total
Contested Divorce	2015	-	-	-	-	2	-	-	1	1	1	4	1	2			10
	2016	-	1	1	1	-	1	-	-	-	-	-	-	4	100.0%	▲	4
Domestic and Family - Level 1	2015	1	-	1	2	-	2	-	2	-	1	-	1	6			10
	2016	3	-	1	-	3	-	-	-	-	-	-	-	7	16.7%	▲	7
Domestic and Family - Level 2	2015	-	-	-	1	-	-	-	-	1	-	-	-	1			2
	2016	3	1	-	-	1	-	-	-	-	-	-	-	5	400.0%	▲	5
General Civil - Level 2	2015	-	2	-	1	2	1	1	-	-	2	2	-	6			11
	2016	1	1	4	-	1	-	-	-	-	-	-	-	7	16.7%	▲	7
General Civil - Level 3	2015	-	-	-	-	-	-	-	1	-	-	1	-	0			2
	2016	-	-	-	-	-	1	-	-	-	-	-	-	1	0.0%	↔	1
Miscellaneous	2015	17	12	15	24	9	10	14	19	13	30	14	28	87			205
	2016	39	26	29	20	22	15	-	-	-	-	-	-	151	73.6%	▲	151
Misdemeanor	2015	8	6	6	3	3	6	4	3	4	2	1	4	32			50
	2016	6	2	3	1	3	-	-	-	-	-	-	-	15	-53.1%	▼	15
Non-Capital Felonies and Related Matters	2015	11	3	11	12	11	34	9	3	8	5	3	13	82			123
	2016	3	-	10	8	12	35	-	-	-	-	-	-	68	-17.1%	▼	68
Other	2015	1	-	-	-	-	-	-	-	-	1	-	-	1			2
	2016	2	-	-	-	1	1	-	-	-	-	-	-	4	300.0%	▲	4
Other Criminally Related Matters	2015	1	1	-	1	1	-	-	-	-	-	-	-	4			4
	2016	-	11	-	-	2	1	-	-	-	-	-	-	14	250.0%	▲	14
Probates/Wills and Trusts - Lev	2015	-	1	-	-	-	-	-	-	1	3	-	-	1			5
Protective Orders	2015	1	-	-	-	-	-	-	-	-	-	-	-	1			1
Uncontested Divorce	2015	1	3	3	2	1	1	2	2	1	-	-	2	11			18
	2016	-	1	-	2	3	-	-	-	-	-	-	-	6	-45.5%	▼	6

Court: Halifax Circuit

Start/End Date: Jan-15 / Jun-16

2015 Average Month: 199

Jan-Jun 2015: 1,193

Filings Trending: ↔

Circuit/Court ID: 10

210083

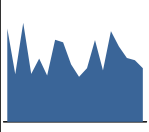
Type of Case: Filings

2016 Average Month:198

Jan-Jun 2016 : 1,190

Overall AVG. Month: 199

Monthly Summary



Jan 15-Jun 16

Totals

	2015	2016
Civil	569	265
Criminal	1,086	476
Other	736	449
Total	2,391	1,190

Jan --- Jun Filings

1,193

2015

1,190

2016

Jan --- Jun Filings

	2015	2016	% Change	Trending
Civil	298	265	-11.1%	▼
Criminal	523	476	-9.0%	▼
Other	372	449	20.7%	▲
Total	1,193	1,190	-	↔

	Jan	Feb	Mar	Apr	May	Jun	Jul	Aug	Sep	Oct	Nov	Dec	Thru Jun	% Change	Trending	Total
2015	280	143	297	144	190	139	246	239	172	135	161	245	1,193			2,391
2016	154	272	226	192	185	161	-	-	-	-	-	-	1,190	-0.3%	▼	1,190

		Jan	Feb	Mar	Apr	May	Jun	Jul	Aug	Sep	Oct	Nov	Dec	Thru Jun	% Change	Trending	Total
Administrative Law	2015	-	-	2	-	-	-	-	-	-	-	-	-	2			2
	2016	-	-	-	-	-	1	-	-	-	-	-	-	1	-50.0%	▼	1
Contested Divorce	2015	3	6	8	3	7	7	6	9	5	4	4	4	34			66
	2016	5	4	6	6	2	5	-	-	-	-	-	-	28	-17.6%	▼	28
Domestic and Family - Level 1	2015	1	2	1	3	4	1	4	9	1	3	4	5	12			38
	2016	2	4	12	7	4	1	-	-	-	-	-	-	30	150.0%	▲	30
Domestic and Family - Level 2	2015	-	-	4	1	-	-	1	-	1	2	1	1	5			11
	2016	-	1	1	2	-	1	-	-	-	-	-	-	5	0.0%	↔	5
General Civil - Level 1	2015	-	2	1	-	-	2	-	1	-	-	-	1	5			7
	2016	-	-	-	-	1	1	-	-	-	-	-	-	2	-60.0%	▼	2
General Civil - Level 2	2015	3	4	5	6	1	4	6	3	3	2	3	3	23			43
	2016	3	6	2	3	2	8	-	-	-	-	-	-	24	4.3%	▲	24
General Civil - Level 3	2015	3	1	5	6	7	3	8	3	3	1	1	4	25			45
	2016	-	13	11	3	9	4	-	-	-	-	-	-	40	60.0%	▲	40
Miscellaneous	2015	76	68	122	55	38	60	71	53	81	59	50	109	419			842
	2016	58	116	95	88	54	68	-	-	-	-	-	-	479	14.3%	▲	479
Misdemeanor	2015	49	10	32	16	35	14	45	39	21	16	28	36	156			341
	2016	19	32	31	18	34	21	-	-	-	-	-	-	155	-0.6%	▼	155
Non-Capital Felonies and Related Matters	2015	127	15	96	20	78	15	77	100	32	27	53	71	351			711
	2016	52	71	43	40	64	33	-	-	-	-	-	-	303	-13.7%	▼	303
Other	2015	2	10	7	15	9	4	4	5	6	7	1	-	47			70
	2016	4	10	5	3	1	2	-	-	-	-	-	-	25	-46.8%	▼	25
Other Criminally Related Matters	2015	5	2	3	1	3	5	6	4	5	1	4	1	19			40
	2016	2	2	3	5	5	2	-	-	-	-	-	-	19	0.0%	↔	19
Probates/Wills and Trusts - Level 1	2015	-	1	-	-	-	-	-	-	-	-	-	-	1			1
	2016	-	1	1	-	-	1	-	-	-	-	-	-	3	200.0%	▲	3
Probates/Wills and Trusts - Level 2	2015	-	-	2	1	-	2	5	-	-	3	2	2	5			17
	2016	2	1	2	1	-	2	-	-	-	-	-	-	8	60.0%	▲	8
Uncontested Divorce	2015	11	22	9	17	8	22	13	13	14	10	10	8	89			157
	2016	7	11	14	16	9	11	-	-	-	-	-	-	68	-23.6%	▼	68

Court: Lunenburg Circuit

Start/End Date: Jan-15 / Jun-16

2015 Average Month: 50

Jan-Jun 2015: 306

Filings Trending: ▼

Circuit/Court ID: 10

210111


Type of Case: Filings

2016 Average Month:41

Jan-Jun 2016 : 243

Overall AVG. Month: 47

Monthly Summary



Jan 15-Jun 16

Totals

	2015	2016
Civil	105	51
Criminal	298	75
Other	198	117
Total	601	243

Jan --- Jun Filings

306

2015

243

2016

Jan --- Jun Filings

	2015	2016	% Change	Trending
Civil	50	51	2.0%	▲
Criminal	171	75	-56.1%	▼
Other	85	117	37.6%	▲
Total	306	243	-20.6%	▼

	Jan	Feb	Mar	Apr	May	Jun	Jul	Aug	Sep	Oct	Nov	Dec	Thru Jun	% Change	Trending	Total
2015	40	103	45	46	32	40	49	52	44	54	28	68	306			601
2016	60	38	58	30	30	27	-	-	-	-	-	-	243	-20.6%	▼	243

		Jan	Feb	Mar	Apr	May	Jun	Jul	Aug	Sep	Oct	Nov	Dec	Thru Jun	% Change	Trending	Total
Administrative Law	2016	-	-	-	-	-	1	-	-	-	-	-	-	1			1
Contested Divorce	2015	-	-	1	1	1	1	-	1	1	1	1	1	4			9
	2016	-	-	-	-	3	1	-	-	-	-	-	-	4	0.0%	↔	4
Domestic and Family - Level 1	2016	-	-	-	1	-	-	-	-	-	-	-	-	1			1
Domestic and Family - Level 2	2015	-	1	-	-	1	-	-	-	2	-	-	-	2			4
	2016	2	1	3	3	1	-	-	-	-	-	-	-	10	400.0%	▲	10
General Civil - Level 1	2015	-	-	-	-	-	1	-	1	-	-	-	-	1			2
General Civil - Level 2	2015	-	-	1	-	1	-	-	3	-	1	-	1	2			7
	2016	-	-	-	1	-	-	-	-	-	-	-	-	1	-50.0%	▼	1
General Civil - Level 3	2015	-	1	2	-	1	-	-	5	3	1	-	3	4			16
	2016	-	1	1	1	2	1	-	-	-	-	-	-	6	50.0%	▲	6
Miscellaneous	2015	29	23	16	12	14	15	25	18	28	12	18	32	109			242
	2016	30	28	31	14	17	14	-	-	-	-	-	-	134	22.9%	▲	134
Misdemeanor	2015	-	2	3	3	2	3	4	6	5	12	2	3	13			45
	2016	8	-	6	3	1	-	-	-	-	-	-	-	18	38.5%	▲	18
Non-Capital Felonies and Related Matters	2015	10	70	21	26	11	19	17	15	3	25	4	26	157			247
	2016	18	6	13	4	6	8	-	-	-	-	-	-	55	-65.0%	▼	55
Other Criminally Related Matters	2015	-	-	-	-	-	1	1	1	1	-	1	1	1			6
	2016	-	-	2	-	-	-	-	-	-	-	-	-	2	100.0%	▲	2
Probates/Wills and Trusts - Lev	2016	-	-	1	-	-	-	-	-	-	-	-	-	1			1
Uncontested Divorce	2015	1	6	1	4	1	-	2	2	1	2	2	1	13			23
	2016	2	2	1	3	-	2	-	-	-	-	-	-	10	-23.1%	▼	10

Court: Mecklenburg Circuit

Start/End Date: Jan-15 / Jun-16

2015 Average Month: 244

Jan-Jun 2015: 1,440

Filings Trending: ▼

Circuit/Court ID: 10

210117


Type of Case: Filings

2016 Average Month: 216

Jan-Jun 2016 : 1,294

Overall AVG. Month: 235

Monthly Summary



Jan 15-Jun 16

Totals

	2015	2016
Civil	437	236
Criminal	1,930	722
Other	566	336
Total	2,933	1,294

Jan --- Jun Filings

1,440

2015

1,294

2016

Jan --- Jun Filings

	2015	2016	% Change	Trending
Civil	205	236	15.1%	▲
Criminal	961	722	-24.9%	▼
Other	274	336	22.6%	▲
Total	1,440	1,294	-10.1%	▼

	Jan	Feb	Mar	Apr	May	Jun	Jul	Aug	Sep	Oct	Nov	Dec	Thru Jun	% Change	Trending	Total
2015	262	176	262	193	304	243	335	311	279	179	150	239	1,440			2,933
2016	228	262	275	203	167	159	-	-	-	-	-	-	1,294	-10.1%	▼	1,294

		Jan	Feb	Mar	Apr	May	Jun	Jul	Aug	Sep	Oct	Nov	Dec	Thru Jun	% Change	Trending	Total
Administrative Law	2016	-	-	-	-	-	2	-	-	-	-	-	-	2			2
Capital Murder	2015	-	-	-	-	-	1	-	-	-	-	-	-	1			1
Contested Divorce	2015	2	9	6	3	7	2	3	2	6	2	-	2	29			44
	2016	5	8	6	4	7	4	-	-	-	-	-	-	34	17.2%	▲	34
Domestic and Family - Level 1	2015	3	4	2	-	9	6	-	5	6	3	3	1	24			42
	2016	6	1	3	-	10	1	-	-	-	-	-	-	21	-12.5%	▼	21
Domestic and Family - Level 2	2015	-	-	-	-	1	1	-	1	-	-	1	1	2			5
	2016	1	-	3	2	-	-	-	-	-	-	-	-	6	200.0%	▲	6
General Civil - Level 1	2015	-	-	1	1	-	-	-	-	-	1	1	-	2			4
	2016	-	2	-	-	-	-	-	-	-	-	-	-	2	0.0%	↔	2
General Civil - Level 2	2015	1	3	4	3	4	4	2	5	4	3	2	3	19			38
	2016	2	1	3	2	1	4	-	-	-	-	-	-	13	-31.6%	▼	13
General Civil - Level 3	2015	-	-	2	3	5	4	1	3	43	1	2	2	14			66
	2016	1	1	3	2	5	1	-	-	-	-	-	-	13	-7.1%	▼	13
Miscellaneous	2015	66	56	62	44	49	41	49	42	48	63	37	98	318			655
	2016	70	73	71	74	49	53	-	-	-	-	-	-	390	22.6%	▲	390
Misdemeanor	2015	18	6	31	15	34	24	24	22	34	19	22	21	128			270
	2016	35	31	20	16	19	15	-	-	-	-	-	-	136	6.3%	▲	136
Non-Capital Felonies and Related Matters	2015	153	87	137	113	182	142	240	213	120	66	70	97	814			1,620
	2016	96	118	148	88	62	62	-	-	-	-	-	-	574	-29.5%	▼	574
Other	2015	2	2	2	-	1	1	4	-	-	1	-	2	8			15
	2016	2	4	-	2	-	2	-	-	-	-	-	-	10	25.0%	▲	10
Other Criminally Related Matters	2015	4	1	2	1	2	9	1	6	2	3	2	8	19			41
	2016	3	4	2	2	4	2	-	-	-	-	-	-	17	-10.5%	▼	17
Probates/Wills and Trusts - Level 2	2015	1	-	2	-	1	-	1	3	-	1	-	-	4			9
	2016	-	3	-	-	1	-	-	-	-	-	-	-	4	0.0%	↔	4
Protective Orders	2015	-	-	-	-	-	-	-	1	1	-	-	-	0			2
	2016	-	-	-	-	1	1	-	-	-	-	-	-	2	0.0%	↔	2
Uncontested Divorce	2015	12	8	11	10	9	8	10	8	15	16	10	4	58			121
	2016	7	16	16	11	8	12	-	-	-	-	-	-	70	20.7%	▲	70

Court: Prince Edward Circuit

Start/End Date: Jan-15 / Jun-16

2015 Average Month: 123

Jan-Jun 2015: 780

Filings Trending: ▼

Circuit/Court ID: 10

210147


Type of Case: Filings

2016 Average Month:126

Jan-Jun 2016 : 755

Overall AVG. Month: 124

Monthly Summary



Jan 15-Jun 16

Totals

	2015	2016
Civil	283	139
Criminal	902	450
Other	285	166
Total	1,470	755

Jan --- Jun Filings

780

2015

755

2016

Jan --- Jun Filings

	2015	2016	% Change	Trending
Civil	157	139	-11.5%	▼
Criminal	513	450	-12.3%	▼
Other	110	166	50.9%	▲
Total	780	755	-3.2%	▼

	Jan	Feb	Mar	Apr	May	Jun	Jul	Aug	Sep	Oct	Nov	Dec	Thru Jun	% Change	Trending	Total
2015	157	63	147	137	122	154	161	81	111	110	107	120	780			1,470
2016	167	99	125	168	94	102	-	-	-	-	-	-	755	-3.2%	▼	755

		Jan	Feb	Mar	Apr	May	Jun	Jul	Aug	Sep	Oct	Nov	Dec	Thru Jun	% Change	Trending	Total
Administrative Law	2015	-	-	1	-	-	-	-	-	-	2	-	-	1			3
Contested Divorce	2015	3	3	1	2	1	1	2	2	3	1	-	-	11			19
	2016	5	4	2	1	2	2	-	-	-	-	-	-	16	45.5%	▲	16
Domestic and Family - Level 1	2015	-	-	-	-	-	2	3	-	4	4	-	11	2			24
	2016	-	-	-	1	-	-	-	-	-	-	-	-	1	-50.0%	▼	1
Domestic and Family - Level 2	2015	-	-	-	-	1	-	-	-	-	-	1	1	1			3
	2016	2	-	1	-	1	-	-	-	-	-	-	-	4	300.0%	▲	4
General Civil - Level 1	2015	-	-	-	-	-	1	-	-	1	-	3	1	1			6
	2016	1	-	-	-	-	-	-	-	-	-	-	-	1	0.0%	↔	1
General Civil - Level 2	2015	2	2	2	-	5	6	5	-	-	1	5	-	17			28
	2016	2	3	3	1	6	4	-	-	-	-	-	-	19	11.8%	▲	19
General Civil - Level 3	2015	1	2	1	1	1	-	1	3	2	-	1	1	6			14
	2016	1	1	-	-	-	-	-	-	-	-	-	-	2	-66.7%	▼	2
Miscellaneous	2015	42	22	42	24	31	31	27	30	28	35	26	71	192			409
	2016	54	44	36	37	25	30	-	-	-	-	-	-	226	17.7%	▲	226
Misdemeanor	2015	26	4	23	12	13	21	33	9	10	13	9	12	99			185
	2016	12	21	26	15	11	11	-	-	-	-	-	-	96	-3.0%	▼	96
Non-Capital Felonies and Related Matters	2015	76	30	65	92	65	78	84	28	61	52	47	21	406			699
	2016	78	22	44	108	43	46	-	-	-	-	-	-	341	-16.0%	▼	341
Other	2015	-	-	-	-	-	-	-	1	-	-	-	1	0			2
	2016	-	-	1	-	-	-	-	-	-	-	-	-	1	0.0%	↔	1
Other Criminally Related Matters	2015	2	-	2	1	1	2	2	4	-	-	4	-	8			18
	2016	4	-	5	-	3	5	-	-	-	-	-	-	17	112.5%	▲	17
Probates/Wills and Trusts - Level 2	2015	-	-	2	1	1	1	2	-	-	-	1	-	5			8
	2016	2	1	-	1	-	1	-	-	-	-	-	-	5	0.0%	↔	5
Protective Orders	2015	-	-	-	-	-	-	-	-	-	-	2	-	0			2
Uncontested Divorce	2015	5	-	8	4	3	11	2	4	2	2	8	1	31	0.0%	↔	50
	2016	6	3	7	4	3	3	-	-	-	-	-	-	26	-16.1%	▼	26

Court: Amelia Circuit

Start/End Date: Jan-15 / Jun-16

2015 Average Month: 67

Jan-Jun 2015: 370

Filings Trending: ↔

Circuit/Court ID: 11

211007


Type of Case: Filings

2016 Average Month:61

Jan-Jun 2016 : 367

Overall AVG. Month: 65

Monthly Summary



Jan 15-Jun 16

Totals

	2015	2016
Civil	121	45
Criminal	333	137
Other	344	185
Total	798	367

Jan --- Jun Filings

370

2015

367

2016

Jan --- Jun Filings

	2015	2016	% Change	Trending
Civil	69	45	-34.8%	▼
Criminal	141	137	-2.8%	▼
Other	160	185	15.6%	▲
Total	370	367	-0.8%	▼

	Jan	Feb	Mar	Apr	May	Jun	Jul	Aug	Sep	Oct	Nov	Dec	Thru Jun	% Change	Trending	Total
2015	69	46	86	68	37	64	53	50	62	108	70	85	370			798
2016	75	48	66	59	38	81	-	-	-	-	-	-	367	-0.8%	▼	367

		Jan	Feb	Mar	Apr	May	Jun	Jul	Aug	Sep	Oct	Nov	Dec	Thru Jun	% Change	Trending	Total
Contested Divorce	2015	-	-	3	1	-	-	1	-	4	-	-	-	4			9
	2016	-	1	-	-	-	-	-	-	-	-	-	-	1	-75.0%	▼	1
Domestic and Family - Level 1	2015	1	2	5	2	1	-	-	1	-	2	2	-	11			16
	2016	3	-	-	-	1	3	-	-	-	-	-	-	7	-36.4%	▼	7
Domestic and Family - Level 2	2015	1	-	1	-	1	2	-	1	-	-	-	1	5			7
General Civil - Level 1	2015	-	-	-	-	-	1	-	-	1	1	-	-	1			3
	2016	-	-	-	-	-	-	-	-	-	-	-	-	-			-
General Civil - Level 2	2015	4	1	2	2	-	1	2	1	1	-	1	-	10			15
	2016	-	-	2	-	-	1	-	-	-	-	-	-	3	-70.0%	▼	3
General Civil - Level 3	2015	1	2	-	1	1	-	2	-	-	1	1	-	5			9
Miscellaneous	2015	47	22	32	22	14	30	26	28	26	23	38	56	167			364
	2016	44	32	36	32	18	28	-	-	-	-	-	-	190	13.8%	▲	190
Misdemeanor	2015	8	2	2	8	8	5	7	9	10	5	9	4	33			77
	2016	10	2	10	10	5	6	-	-	-	-	-	-	43	30.3%	▲	43
Non-Capital Felonies and Related Matters	2015	3	10	36	31	8	10	13	6	13	69	15	18	98			232
	2016	17	6	14	13	3	32	-	-	-	-	-	-	85	-13.3%	▼	85
Other	2015	2	2	-	-	1	6	-	-	-	1	-	1	11			13
	2016	-	1	1	2	5	4	-	-	-	-	-	-	13	18.2%	▲	13
Other Criminally Related Matters	2015	1	-	3	-	2	4	-	3	4	3	2	2	10			24
	2016	1	3	1	-	3	1	-	-	-	-	-	-	9	-10.0%	▼	9
Probates/Wills and Trusts - Level 2	2015	-	-	1	-	-	1	-	-	-	-	-	-	2			2
	2016	-	-	1	-	-	-	-	-	-	-	-	-	1	-50.0%	▼	1
Uncontested Divorce	2015	1	5	1	1	1	4	2	1	3	3	2	3	13			27
	2016	-	3	1	2	3	6	-	-	-	-	-	-	15	15.4%	▲	15

Court: Dinwiddie Circuit

Start/End Date: Jan-15 / Jun-16

2015 Average Month: 137

Jan-Jun 2015: 859

Filings Trending: ▼

Circuit/Court ID: 11

211053


Type of Case: Filings

2016 Average Month:128

Jan-Jun 2016 : 769

Overall AVG. Month: 134

Monthly Summary



Jan 15-Jun 16

Totals

	2015	2016
Civil	414	200
Criminal	678	284
Other	548	285
Total	1,640	769

Jan --- Jun Filings

859

2015

769

2016

Jan --- Jun Filings

	2015	2016	% Change	Trending
Civil	210	200	-4.8%	▼
Criminal	384	284	-26.0%	▼
Other	265	285	7.5%	▲
Total	859	769	-10.5%	▼

	Jan	Feb	Mar	Apr	May	Jun	Jul	Aug	Sep	Oct	Nov	Dec	Thru Jun	% Change	Trending	Total
2015	149	118	162	153	143	134	152	124	92	136	133	144	859			1,640
2016	128	148	179	124	92	98	-	-	-	-	-	-	769	-10.5%	▼	769

		Jan	Feb	Mar	Apr	May	Jun	Jul	Aug	Sep	Oct	Nov	Dec	Thru Jun	% Change	Trending	Total
Administrative Law	2015	1	-	-	1	-	1	1	1	-	-	-	-	3			5
	2016	-	-	1	-	-	-	-	-	-	-	-	-	1	-66.7%	▼	1
Capital Murder	2015	-	1	-	-	-	-	-	-	-	-	-	-	1			1
Contested Divorce	2015	1	2	1	1	4	5	5	-	1	1	2	5	14			28
	2016	2	1	2	3	3	3	-	-	-	-	-	-	14	0.0%	↔	14
Domestic and Family - Level 1	2015	-	2	7	2	5	4	1	-	4	8	3	3	20			39
	2016	-	6	9	6	-	1	-	-	-	-	-	-	22	10.0%	▲	22
Domestic and Family - Level 2	2015	2	1	4	-	-	3	1	2	2	1	2	2	10			20
	2016	2	-	-	1	1	1	-	-	-	-	-	-	5	-50.0%	▼	5
General Civil - Level 1	2016	-	3	1	-	-	-	-	-	-	-	-	-	4			4
General Civil - Level 2	2015	3	-	7	2	2	7	3	6	5	4	3	3	21			45
	2016	1	3	7	3	7	2	-	-	-	-	-	-	23	9.5%	▲	23
General Civil - Level 3	2015	6	5	4	4	12	6	2	11	7	5	21	-	37			83
	2016	9	4	2	4	4	7	-	-	-	-	-	-	30	-18.9%	▼	30
Miscellaneous	2015	58	59	60	48	44	51	53	46	44	56	48	92	320			659
	2016	68	70	89	51	37	26	-	-	-	-	-	-	341	6.6%	▲	341
Misdemeanor	2015	25	10	16	23	25	22	16	11	6	20	18	11	121			203
	2016	8	19	22	20	14	19	-	-	-	-	-	-	102	-15.7%	▼	102
Non-Capital Felonies and Related Matters	2015	36	30	52	56	34	26	65	36	14	26	25	18	234			418
	2016	30	30	38	30	14	23	-	-	-	-	-	-	165	-29.5%	▼	165
Other	2015	1	1	-	-	-	-	-	-	1	-	1	-	2			4
	2016	-	-	-	-	-	1	-	-	-	-	-	-	1	-50.0%	▼	1
Other Criminally Related Matters	2015	5	4	4	8	5	4	3	5	3	8	5	4	30			58
	2016	1	1	3	2	3	7	-	-	-	-	-	-	17	-43.3%	▼	17
Probates/Wills and Trusts - Level 2	2015	1	-	1	-	1	-	-	3	1	-	-	-	3			7
	2016	1	-	-	-	1	-	-	-	-	-	-	-	2	-33.3%	▼	2
Uncontested Divorce	2015	10	3	6	8	11	5	2	3	4	7	5	6	43			70
	2016	6	11	5	4	8	8	-	-	-	-	-	-	42	-2.3%	▼	42

Court: Nottoway Circuit

Start/End Date: Jan-15 / Jun-16

2015 Average Month: 65

Jan-Jun 2015: 318

Filings Trending: ▲

Circuit/Court ID: 11

211135


Type of Case: Filings

2016 Average Month:71

Jan-Jun 2016 : 424

Overall AVG. Month: 67

Monthly Summary



Jan 15-Jun 16

Totals

	2015	2016
Civil	207	91
Criminal	319	172
Other	249	161
Total	775	424

Jan --- Jun Filings

318

2015

424

2016

Jan --- Jun Filings

	2015	2016	% Change	Trending
Civil	100	91	-9.0%	▼
Criminal	107	172	60.7%	▲
Other	111	161	45.0%	▲
Total	318	424	33.3%	▲

	Jan	Feb	Mar	Apr	May	Jun	Jul	Aug	Sep	Oct	Nov	Dec	Thru Jun	% Change	Trending	Total
2015	41	50	68	43	60	56	73	98	89	55	84	58	318			775
2016	74	71	85	58	81	55	-	-	-	-	-	-	424	33.3%	▲	424

		Jan	Feb	Mar	Apr	May	Jun	Jul	Aug	Sep	Oct	Nov	Dec	Thru Jun	% Change	Trending	Total
Administrative Law	2015	-	-	-	-	-	-	-	-	1	-	1	-	0			2
Contested Divorce	2015	1	1	1	2	1	-	1	-	2	1	1	3	6	0.0%	↔	14
	2016	1	1	1	2	-	1	-	-	-	-	-	-	6	0.0%	↔	6
Domestic and Family - Level 1	2015	1	2	-	3	2	2	2	-	-	1	1	4	10			18
	2016	1	-	-	3	-	-	-	-	-	-	-	-	4	-60.0%	▼	4
Domestic and Family - Level 2	2015	-	1	-	-	-	-	-	1	-	-	-	-	1			2
	2016	-	-	-	3	-	-	-	-	-	-	-	-	3	200.0%	▲	3
General Civil - Level 1	2015	-	1	-	-	-	-	-	-	-	-	-	1	1			2
	2016	-	1	-	-	-	-	-	-	-	-	-	-	1	0.0%	↔	1
General Civil - Level 2	2015	2	1	-	5	2	1	3	4	3	3	1	-	11			25
	2016	1	2	3	3	1	5	-	-	-	-	-	-	15	36.4%	▲	15
General Civil - Level 3	2015	2	2	4	1	-	3	-	15	1	8	3	2	12			41
	2016	-	2	5	4	1	4	-	-	-	-	-	-	16	33.3%	▲	16
Miscellaneous	2015	23	14	43	15	16	30	24	28	24	23	27	33	141			300
	2016	50	43	33	26	21	15	-	-	-	-	-	-	188	33.3%	▲	188
Misdemeanor	2015	2	4	3	1	2	4	12	14	17	4	11	2	16			76
	2016	2	4	7	5	12	11	-	-	-	-	-	-	41	156.3%	▲	41
Non-Capital Felonies and Related Matters	2015	7	15	9	11	29	8	18	27	32	10	35	11	79			212
	2016	17	8	31	7	42	17	-	-	-	-	-	-	122	54.4%	▲	122
Other	2015	-	1	1	1	3	-	6	1	2	-	-	-	6			15
	2016	-	-	2	1	-	1	-	-	-	-	-	-	4	-33.3%	▼	4
Other Criminally Related Matters	2015	-	5	1	1	2	3	5	6	2	1	3	2	12			31
	2016	1	3	1	2	3	1	-	-	-	-	-	-	11	-8.3%	▼	11
Probates/Wills and Trusts - Level 2	2015	-	-	-	-	-	-	-	1	1	-	-	-	0			2
	2016	-	3	-	-	1	-	-	-	-	-	-	-	4	0.0%	↔	4
Protective Orders	2016	-	-	1	-	-	-	-	-	-	-	-	-	1			1
Uncontested Divorce	2015	3	3	6	3	3	5	2	1	4	4	1	-	23			35
	2016	1	4	1	2	-	-	-	-	-	-	-	-	8	-65.2%	▼	8

Court: Powhatan Circuit

Start/End Date: Jan-15 / Jun-16

2015 Average Month: 109

Jan-Jun 2015: 592

Filings Trending: ▲

Circuit/Court ID: 11

211145


Type of Case: Filings

2016 Average Month:137

Jan-Jun 2016 : 823

Overall AVG. Month: 118

Monthly Summary



Jan 15-Jun 16

Totals

	2015	2016
Civil	285	178
Criminal	316	158
Other	708	487
Total	1,309	823

Jan --- Jun Filings

592

2015

823

2016

Jan --- Jun Filings

	2015	2016	% Change	Trending
Civil	132	178	34.8%	▲
Criminal	152	158	3.9%	▲
Other	308	487	58.1%	▲
Total	592	823	39.0%	▲

	Jan	Feb	Mar	Apr	May	Jun	Jul	Aug	Sep	Oct	Nov	Dec	Thru Jun	% Change	Trending	Total
2015	92	103	115	83	87	112	93	85	114	106	140	179	592			1,309
2016	149	157	150	155	114	98	-	-	-	-	-	-	823	39.0%	▲	823

		Jan	Feb	Mar	Apr	May	Jun	Jul	Aug	Sep	Oct	Nov	Dec	Thru Jun	% Change	Trending	Total
Administrative Law	2016	1	-	-	-	-	-	-	-	-	-	-	-	1			1
Contested Divorce	2015	1	5	6	4	5	2	1	3	2	2	3	2	23			36
	2016	1	2	5	1	3	2	-	-	-	-	-	-	14	-39.1%	▼	14
Domestic and Family - Level 1	2015	-	-	-	-	-	-	2	1	2	3	4	4	0			16
	2016	1	2	14	3	3	4	-	-	-	-	-	-	27	0.0%	↔	27
Domestic and Family - Level 2	2015	1	-	-	1	-	-	4	1	3	1	2	-	2			13
	2016	-	-	1	-	-	1	-	-	-	-	-	-	2	0.0%	↔	2
General Civil - Level 1	2015	-	-	1	-	-	-	-	-	-	-	-	-	1			1
	2016	-	-	-	-	-	1	-	-	-	-	-	-	1	0.0%	↔	1
General Civil - Level 2	2015	6	6	7	2	3	2	8	5	5	2	6	4	26			56
	2016	3	2	2	3	5	10	-	-	-	-	-	-	25	-3.8%	▼	25
General Civil - Level 3	2015	2	3	1	2	2	1	1	1	1	2	-	1	11			17
	2016	7	1	1	2	-	2	-	-	-	-	-	-	13	18.2%	▲	13
Miscellaneous	2015	64	58	68	45	53	58	54	57	59	65	74	135	346			790
	2016	107	118	104	96	54	54	-	-	-	-	-	-	533	54.0%	▲	533
Misdemeanor	2015	2	11	5	1	8	5	3	2	5	5	9	6	32			62
	2016	2	2	7	6	5	1	-	-	-	-	-	-	23	-28.1%	▼	23
Non-Capital Felonies and Related Matters	2015	13	14	15	18	13	32	13	8	21	17	33	23	105			220
	2016	22	19	3	34	28	14	-	-	-	-	-	-	120	14.3%	▲	120
Other	2016	-	2	-	-	-	-	-	-	-	-	-	-	2			2
Other Criminally Related Matters	2015	1	2	3	3	-	6	-	2	10	1	5	1	15			34
	2016	-	3	3	5	2	4	-	-	-	-	-	-	17	13.3%	▲	17
Probates/Wills and Trusts - Lev	2016	-	-	-	-	1	-	-	-	-	-	-	-	1			1
Probates/Wills and Trusts - Level 2	2015	-	-	-	-	-	-	2	3	-	-	-	-	0			5
	2016	1	-	1	1	3	-	-	-	-	-	-	-	6	0.0%	↔	6
Protective Orders	2016	-	-	1	-	2	1	-	-	-	-	-	-	4			4
Uncontested Divorce	2015	2	4	9	7	3	6	5	2	6	8	4	3	31			59
	2016	4	6	8	4	8	4	-	-	-	-	-	-	34	9.7%	▲	34

Court: Petersburg Circuit

Start/End Date: Jan-15 / Jun-16

2015 Average Month: 177

Jan-Jun 2015: 1,059

Filings Trending: ▲

Circuit/Court ID: 11

211730


Type of Case: Filings

2016 Average Month:199

Jan-Jun 2016 : 1,193

Overall AVG. Month: 184

Monthly Summary



Jan 15-Jun 16

Totals

	2015	2016
Civil	636	378
Criminal	1,271	674
Other	220	141
Total	2,127	1,193

Jan --- Jun Filings

1,059

2015

1,193

2016

Jan --- Jun Filings

	2015	2016	% Change	Trending
Civil	318	378	18.9%	▲
Criminal	652	674	3.4%	▲
Other	89	141	58.4%	▲
Total	1,059	1,193	12.7%	▲

	Jan	Feb	Mar	Apr	May	Jun	Jul	Aug	Sep	Oct	Nov	Dec	Thru Jun	% Change	Trending	Total
2015	121	142	231	194	180	191	165	173	162	215	161	192	1,059			2,127
2016	161	244	212	204	186	186	-	-	-	-	-	-	1,193	12.7%	▲	1,193

		Jan	Feb	Mar	Apr	May	Jun	Jul	Aug	Sep	Oct	Nov	Dec	Thru Jun	% Change	Trending	Total
Administrative Law	2015	1	1	-	4	1	2	-	-	1	1	-	2	9			13
	2016	-	-	1	-	1	1	-	-	-	-	-	-	3	-66.7%	▼	3
Contested Divorce	2015	1	4	3	4	4	9	6	2	2	3	2	1	25			41
	2016	1	4	11	5	5	6	-	-	-	-	-	-	32	28.0%	▲	32
Domestic and Family - Level 1	2015	1	2	4	3	8	13	6	6	6	5	3	4	31			61
	2016	8	1	-	8	4	1	-	-	-	-	-	-	22	-29.0%	▼	22
Domestic and Family - Level 2	2015	-	-	1	2	1	1	-	-	1	-	1	1	5			8
	2016	13	2	3	3	3	2	-	-	-	-	-	-	26	420.0%	▲	26
General Civil - Level 1	2015	-	-	-	1	1	2	-	-	-	-	-	2	4			6
	2016	-	-	-	-	1	1	-	-	-	-	-	-	2	-50.0%	▼	2
General Civil - Level 2	2015	8	5	11	14	7	8	14	12	13	12	8	13	53			125
	2016	12	14	20	16	10	12	-	-	-	-	-	-	84	58.5%	▲	84
General Civil - Level 3	2015	4	6	11	10	9	12	5	12	4	6	7	8	52			94
	2016	16	8	9	4	3	7	-	-	-	-	-	-	47	-9.6%	▼	47
Miscellaneous	2015	33	29	29	24	20	38	35	34	44	37	30	42	173			395
	2016	27	60	49	42	29	43	-	-	-	-	-	-	250	44.5%	▲	250
Misdemeanor	2015	11	25	20	33	24	34	16	35	18	44	14	30	147			304
	2016	19	25	17	30	34	21	-	-	-	-	-	-	146	-0.7%	▼	146
Non-Capital Felonies and Related Matters	2015	36	59	114	77	81	55	67	50	42	78	85	74	422			818
	2016	52	95	70	64	72	57	-	-	-	-	-	-	410	-2.8%	▼	410
Other	2015	-	-	-	-	-	-	-	1	2	-	-	-	0			3
	2016	1	-	-	1	-	1	-	-	-	-	-	-	3	0.0%	↔	3
Other Criminally Related Matters	2015	20	7	23	17	13	11	7	14	20	18	5	8	91			163
	2016	7	25	21	30	17	27	-	-	-	-	-	-	127	39.6%	▲	127
Probates/Wills and Trusts - Level 1	2015	-	-	1	-	-	-	-	-	-	-	-	-	1			1
	2016	-	1	-	-	-	-	-	-	-	-	-	-	1	0.0%	↔	1
Probates/Wills and Trusts - Level 2	2015	1	1	1	2	1	-	1	2	-	2	2	1	6			14
	2016	1	1	1	-	1	1	-	-	-	-	-	-	5	-16.7%	▼	5
Protective Orders	2016	-	-	-	-	-	1	-	-	-	-	-	-	1			1
Uncontested Divorce	2015	5	3	13	3	10	6	8	5	9	9	4	6	40			81
	2016	4	8	10	1	6	5	-	-	-	-	-	-	34	-15.0%	▼	34

Court: Chesterfield Circuit

Start/End Date: Jan-15 / Jun-16

2015 Average Month: 1,208

Jan-Jun 2015: 7,352

Filings Trending: ▲

Circuit/Court ID: 12

212041


Type of Case: Filings

2016 Average Month: 1,495

Jan-Jun 2016 : 8,968

Overall AVG. Month: 1,304

Monthly Summary

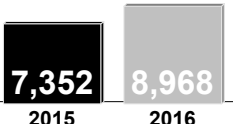


Jan 15-Jun 16

Totals

	2015	2016
Civil	3,811	2,088
Criminal	6,194	3,407
Other	4,493	3,473
Total	14,498	8,968

Jan --- Jun Filings



7,352 2015 8,968 2016

Jan --- Jun Filings

	2015	2016	% Change	Trending
Civil	1,935	2,088	7.9%	▲
Criminal	3,087	3,407	10.4%	▲
Other	2,330	3,473	49.1%	▲
Total	7,352	8,968	22.0%	▲

	Jan	Feb	Mar	Apr	May	Jun	Jul	Aug	Sep	Oct	Nov	Dec	Thru Jun	% Change	Trending	Total
2015	1,377	1,077	1,436	1,183	1,101	1,178	1,248	1,169	1,300	1,114	1,108	1,207	7,352			14,498
2016	1,566	1,544	1,900	1,250	1,425	1,283	-	-	-	-	-	-	8,968	22.0%	▲	8,968

		Jan	Feb	Mar	Apr	May	Jun	Jul	Aug	Sep	Oct	Nov	Dec	Thru Jun	% Change	Trending	Total
Administrative Law	2015	2	4	-	1	2	1	1	-	-	3	-	3	10			17
	2016	3	3	1	1	-	-	-	-	-	-	-	-	8	-20.0%	▼	8
Capital Murder	2015	-	-	-	-	-	1	-	-	-	-	2	-	1			3
	2016	-	-	-	-	1	-	-	-	-	-	-	-	1	0.0%	↔	1
Contested Divorce	2015	31	18	27	35	19	38	27	25	32	29	21	27	168			329
	2016	27	38	41	35	34	37	-	-	-	-	-	-	212	26.2%	▲	212
Domestic and Family - Level 1	2015	21	14	32	27	44	32	37	19	35	40	14	32	170			347
	2016	31	21	31	30	18	31	-	-	-	-	-	-	162	-4.7%	▼	162
Domestic and Family - Level 2	2015	6	6	11	6	8	6	7	8	7	5	7	4	43			81
	2016	7	3	6	13	10	13	-	-	-	-	-	-	52	20.9%	▲	52
General Civil - Level 1	2015	1	4	2	1	1	1	1	1	1	2	2	4	10			21
	2016	-	3	3	4	-	2	-	-	-	-	-	-	12	20.0%	▲	12
General Civil - Level 2	2015	35	50	44	56	56	62	62	41	53	42	51	59	303			611
	2016	39	62	69	40	45	44	-	-	-	-	-	-	299	-1.3%	▼	299
General Civil - Level 3	2015	11	20	24	20	47	40	30	18	19	15	14	17	162			275
	2016	16	21	17	25	19	66	-	-	-	-	-	-	164	1.2%	▲	164
Miscellaneous	2015	576	408	660	459	339	316	473	473	449	326	382	453	2,758			5,314
	2016	781	812	908	466	565	426	-	-	-	-	-	-	3,958	43.5%	▲	3,958
Misdemeanor	2015	180	122	165	123	113	177	158	124	166	122	153	128	880			1,731
	2016	138	103	228	121	152	165	-	-	-	-	-	-	907	3.1%	▲	907
Non-Capital Felonies and Related Matters	2015	383	301	304	312	347	367	318	316	388	379	339	330	2,014			4,084
	2016	379	337	435	371	436	339	-	-	-	-	-	-	2,297	14.1%	▲	2,297
Other	2015	17	28	25	40	23	33	30	40	27	47	31	51	166			392
	2016	50	27	25	32	27	35	-	-	-	-	-	-	196	18.1%	▲	196
Other Criminally Related Matters	2015	45	30	40	29	21	33	24	32	43	27	41	25	198			390
	2016	28	39	32	32	39	47	-	-	-	-	-	-	217	9.6%	▲	217
Probates/Wills and Trusts - Level 1	2015	1	-	1	2	-	1	1	-	1	-	3	-	5			10
	2016	1	1	-	-	2	-	-	-	-	-	-	-	4	-20.0%	▼	4
Probates/Wills and Trusts - Level 2	2015	6	10	9	5	12	6	8	3	9	13	6	6	48			93
	2016	5	1	12	5	9	4	-	-	-	-	-	-	36	-25.0%	▼	36
Protective Orders	2015	-	1	1	1	1	-	1	5	1	-	2	-	4			13
	2016	-	-	3	2	-	1	-	-	-	-	-	-	6	50.0%	▲	6
Uncontested Divorce	2015	62	61	91	66	68	64	70	64	69	64	40	68	412			787
	2016	61	73	89	73	68	73	-	-	-	-	-	-	437	6.1%	▲	437

Court: Colonial Heights Circuit

Start/End Date: Jan-15 / Jun-16

2015 Average Month: 154

Jan-Jun 2015: 897

Filings Trending: ▲

Circuit/Court ID: 12

212570


Type of Case: Filings

2016 Average Month:164

Jan-Jun 2016 : 986

Overall AVG. Month: 157

Monthly Summary



Jan 15-Jun 16

Totals

	2015	2016
Civil	294	157
Criminal	1,209	603
Other	344	226
Total	1,847	986

Jan --- Jun Filings

897

2015

986

2016

Jan --- Jun Filings

	2015	2016	% Change	Trending
Civil	136	157	15.4%	▲
Criminal	595	603	1.3%	▲
Other	166	226	36.1%	▲
Total	897	986	9.9%	▲

	Jan	Feb	Mar	Apr	May	Jun	Jul	Aug	Sep	Oct	Nov	Dec	Thru Jun	% Change	Trending	Total
2015	144	182	129	183	138	121	149	189	120	176	180	136	897			1,847
2016	129	207	176	177	180	117	-	-	-	-	-	-	986	9.9%	▲	986

		Jan	Feb	Mar	Apr	May	Jun	Jul	Aug	Sep	Oct	Nov	Dec	Thru Jun	% Change	Trending	Total
Administrative Law	2015	-	1	-	-	-	-	1	-	-	-	-	-	1			2
	2016	-	-	2	-	-	1	-	-	-	-	-	-	3	200.0%	▲	3
Contested Divorce	2015	3	1	2	1	3	2	5	1	4	4	4	6	12			36
	2016	3	3	6	2	5	1	-	-	-	-	-	-	20	66.7%	▲	20
Domestic and Family - Level 1	2015	2	-	2	2	-	-	3	3	2	5	5	6	6			30
	2016	1	4	-	1	2	2	-	-	-	-	-	-	10	66.7%	▲	10
Domestic and Family - Level 2	2015	-	-	-	-	1	-	1	-	-	-	1	-	1			3
	2016	-	-	-	1	1	1	-	-	-	-	-	-	3	200.0%	▲	3
General Civil - Level 1	2015	-	-	-	-	-	-	2	-	-	-	-	-	0			2
General Civil - Level 2	2015	2	3	4	2	2	2	-	2	-	1	1	3	15	0.0%	↔	22
	2016	2	2	1	3	3	3	-	-	-	-	-	-	14	-6.7%	▼	14
General Civil - Level 3	2015	-	-	2	3	2	1	-	5	1	3	-	6	8			23
	2016	1	2	1	2	2	-	-	-	-	-	-	-	8	0.0%	↔	8
Miscellaneous	2015	33	32	34	29	21	21	33	26	21	38	32	52	170			372
	2016	38	58	50	33	37	36	-	-	-	-	-	-	252	48.2%	▲	252
Misdemeanor	2015	37	23	26	35	49	35	35	26	19	44	42	19	205			390
	2016	22	28	42	34	58	25	-	-	-	-	-	-	209	2.0%	▲	209
Non-Capital Felonies and Related Matters	2015	45	106	41	83	51	33	55	101	55	59	84	32	359			745
	2016	42	94	54	81	53	35	-	-	-	-	-	-	359	0.0%	↔	359
Other	2015	15	5	10	11	3	5	2	7	7	4	5	2	49			76
	2016	8	6	7	4	3	6	-	-	-	-	-	-	34	-30.6%	▼	34
Other Criminally Related Matters	2015	3	7	-	8	2	11	7	11	2	14	3	6	31			74
	2016	10	4	5	6	9	3	-	-	-	-	-	-	37	19.4%	▲	37
Probates/Wills and Trusts - Lev	2016	-	-	1	-	-	-	-	-	-	-	-	-	1			1
Probates/Wills and Trusts - Level 2	2015	1	1	-	1	1	-	-	1	-	1	-	1	4			7
	2016	-	-	-	2	-	1	-	-	-	-	-	-	3	-25.0%	▼	3
Protective Orders	2016	-	-	-	2	1	-	-	-	-	-	-	-	3			3
Uncontested Divorce	2015	3	3	8	8	3	11	5	6	9	3	3	3	36			65
	2016	2	6	7	6	6	3	-	-	-	-	-	-	30	-16.7%	▼	30

Court: Richmond Circuit

Start/End Date: Jan-15 / Jun-16

2015 Average Month: 1,201

Jan-Jun 2015: 7,441

Filings Trending: ⇌

Circuit/Court ID: 13

213760


Type of Case: Filings

2016 Average Month:1,261

Jan-Jun 2016 : 7,568

Overall AVG. Month: 1,221

Monthly Summary



Jan 15-Jun 16

Totals

	2015	2016
Civil	4,695	2,534
Criminal	6,468	3,422
Other	3,249	1,612
Total	14,412	7,568

Jan --- Jun Filings

7,441

2015

7,568

2016

Jan --- Jun Filings

	2015	2016	% Change	Trending
Civil	2,341	2,534	8.2%	▲
Criminal	3,386	3,422	1.1%	▲
Other	1,714	1,612	-6.0%	▼
Total	7,441	7,568	1.7%	▲

	Jan	Feb	Mar	Apr	May	Jun	Jul	Aug	Sep	Oct	Nov	Dec	Thru Jun	% Change	Trending	Total
2015	1,224	1,110	1,362	1,252	1,118	1,375	1,339	1,204	1,063	1,230	1,077	1,058	7,441			14,412
2016	1,110	1,239	1,372	1,209	1,291	1,347	-	-	-	-	-	-	7,568	1.7%	▲	7,568

		Jan	Feb	Mar	Apr	May	Jun	Jul	Aug	Sep	Oct	Nov	Dec	Thru Jun	% Change	Trending	Total
Administrative Law	2015	2	3	3	1	1	3	5	2	-	8	3	4	13			35
	2016	3	1	1	1	8	2	-	-	-	-	-	-	16	23.1%	▲	16
Capital Murder	2015	-	3	2	-	-	-	-	-	-	-	-	-	5			5
	2016	1	2	-	2	-	-	-	-	-	-	-	-	5	0.0%	⇌	5
Contested Divorce	2015	16	17	24	21	15	26	15	17	15	11	15	14	119			206
	2016	7	16	29	21	11	12	-	-	-	-	-	-	96	-19.3%	▼	96
Domestic and Family - Level 1	2015	12	4	12	10	10	14	26	16	18	14	10	33	62			179
	2016	4	18	38	19	19	20	-	-	-	-	-	-	118	90.3%	▲	118
Domestic and Family - Level 2	2015	10	10	9	9	14	6	14	8	9	11	5	25	58			130
	2016	11	18	17	14	23	12	-	-	-	-	-	-	95	63.8%	▲	95
General Civil - Level 1	2015	1	3	7	8	3	4	7	2	6	4	7	8	26			60
	2016	2	4	2	3	4	4	-	-	-	-	-	-	19	-26.9%	▼	19
General Civil - Level 2	2015	93	80	93	90	107	115	132	101	95	111	76	94	578			1,187
	2016	91	112	143	99	138	111	-	-	-	-	-	-	694	20.1%	▲	694
General Civil - Level 3	2015	37	47	33	33	31	42	55	44	27	25	30	35	223			439
	2016	24	27	43	37	40	32	-	-	-	-	-	-	203	-9.0%	▼	203
Miscellaneous	2015	195	199	329	272	223	261	236	235	250	251	228	259	1,479			2,938
	2016	216	305	315	276	261	262	-	-	-	-	-	-	1,635	10.5%	▲	1,635
Misdemeanor	2015	124	90	101	104	84	106	132	101	91	117	79	85	609			1,214
	2016	109	86	60	83	115	93	-	-	-	-	-	-	546	-10.3%	▼	546
Non-Capital Felonies and Related Matters	2015	483	397	442	396	342	427	421	415	391	386	365	281	2,487			4,746
	2016	421	313	444	340	367	562	-	-	-	-	-	-	2,447	-1.6%	▼	2,447
Other	2015	163	162	223	175	207	252	210	175	120	161	185	139	1,182			2,172
	2016	159	165	171	143	162	134	-	-	-	-	-	-	934	-21.0%	▼	934
Other Criminally Related Matters	2015	56	35	34	76	41	56	38	41	6	86	29	34	298			532
	2016	19	103	51	122	91	48	-	-	-	-	-	-	434	45.6%	▲	434
Probates/Wills and Trusts - Lev	2015	-	-	1	1	1	1	1	-	1	1	-	-	4			7
Probates/Wills and Trusts - Level 2	2015	7	12	8	6	9	11	7	7	6	9	5	19	53			106
	2016	7	13	12	11	11	16	-	-	-	-	-	-	70	32.1%	▲	70
Uncontested Divorce	2015	25	48	41	50	30	51	40	40	28	35	40	28	245			456
	2016	36	56	46	38	41	39	-	-	-	-	-	-	256	4.5%	▲	256

Court: Henrico Circuit

Start/End Date: Jan-15 / Jun-16

2015 Average Month: 1,010

Jan-Jun 2015: 6,028

Filings Trending: ▲

Circuit/Court ID: 14

214087


Type of Case: Filings

2016 Average Month:1,098

Jan-Jun 2016 : 6,588

Overall AVG. Month: 1,040

Monthly Summary



Jan 15-Jun 16

Totals

	2015	2016
Civil	3,626	1,991
Criminal	5,301	2,669
Other	3,198	1,928
Total	12,125	6,588

Jan --- Jun Filings

6,028

2015

6,588

2016

Jan --- Jun Filings

	2015	2016	% Change	Trending
Civil	1,865	1,991	6.8%	▲
Criminal	2,718	2,669	-1.8%	▼
Other	1,445	1,928	33.4%	▲
Total	6,028	6,588	9.3%	▲

	Jan	Feb	Mar	Apr	May	Jun	Jul	Aug	Sep	Oct	Nov	Dec	Thru Jun	% Change	Trending	Total
2015	913	951	1,064	1,052	1,035	1,013	949	976	955	1,105	849	1,263	6,028			12,125
2016	1,000	1,134	1,258	1,125	1,043	1,028	-	-	-	-	-	-	6,588	9.3%	▲	6,588

		Jan	Feb	Mar	Apr	May	Jun	Jul	Aug	Sep	Oct	Nov	Dec	Thru Jun	% Change	Trending	Total
Administrative Law	2015	1	1	-	2	-	-	1	-	-	1	3	1	4			10
	2016	1	1	1	-	-	2	-	-	-	-	-	-	5	25.0%	▲	5
Capital Murder	2015	-	-	-	-	1	-	-	-	-	-	-	-	1			1
	2016	-	1	-	-	2	-	-	-	-	-	-	-	3	200.0%	▲	3
Contested Divorce	2015	31	25	40	22	22	35	28	28	29	23	16	16	175			315
	2016	11	28	36	15	26	31	-	-	-	-	-	-	147	-16.0%	▼	147
Domestic and Family - Level 1	2015	11	7	10	10	9	25	16	18	14	25	20	19	72			184
	2016	9	20	22	23	12	22	-	-	-	-	-	-	108	50.0%	▲	108
Domestic and Family - Level 2	2015	4	7	9	16	6	7	9	8	9	8	8	10	49			101
	2016	10	6	24	13	6	10	-	-	-	-	-	-	69	40.8%	▲	69
General Civil - Level 1	2015	5	2	-	1	2	1	-	3	3	4	-	2	11			23
	2016	5	7	3	2	6	-	-	-	-	-	-	-	23	109.1%	▲	23
General Civil - Level 2	2015	35	52	44	55	61	54	53	38	68	44	44	55	301			603
	2016	49	61	60	60	58	40	-	-	-	-	-	-	328	9.0%	▲	328
General Civil - Level 3	2015	11	20	25	26	20	27	21	44	18	25	19	21	129			277
	2016	17	38	24	23	23	16	-	-	-	-	-	-	141	9.3%	▲	141
Miscellaneous	2015	290	340	386	318	325	305	280	323	305	362	312	564	1,964			4,110
	2016	454	480	451	392	340	385	-	-	-	-	-	-	2,502	27.4%	▲	2,502
Misdemeanor	2015	79	104	124	96	118	160	102	110	117	137	79	128	681			1,354
	2016	90	68	109	115	95	91	-	-	-	-	-	-	568	-16.6%	▼	568
Non-Capital Felonies and Related Matters	2015	307	256	291	374	341	247	292	283	260	346	228	298	1,816			3,523
	2016	251	286	363	348	317	294	-	-	-	-	-	-	1,859	2.4%	▲	1,859
Other	2015	31	27	29	25	20	32	30	35	24	38	29	36	164			356
	2016	25	25	31	29	28	29	-	-	-	-	-	-	167	1.8%	▲	167
Other Criminally Related Matters	2015	41	31	33	33	45	48	36	32	37	31	37	36	231			440
	2016	34	39	39	35	48	46	-	-	-	-	-	-	241	4.3%	▲	241
Probates/Wills and Trusts - Level 1	2015	-	-	-	-	-	1	1	1	1	1	-	-	1			5
	2016	-	-	2	1	-	1	-	-	-	-	-	-	4	300.0%	▲	4
Probates/Wills and Trusts - Level 2	2015	10	12	-	5	5	12	9	8	7	5	6	7	44			86
	2016	3	9	9	10	12	10	-	-	-	-	-	-	53	20.5%	▲	53
Protective Orders	2015	-	-	-	-	-	-	-	-	-	2	-	1	0			3
	2016	1	-	2	-	-	-	-	-	-	-	-	-	3	0.0%	↔	3
Uncontested Divorce	2015	57	67	73	69	60	59	71	45	63	53	48	69	385			734
	2016	40	65	82	59	70	51	-	-	-	-	-	-	367	-4.7%	▼	367

Court: Caroline Circuit

Start/End Date: Jan-15 / Jun-16

2015 Average Month: 175

Jan-Jun 2015: 1,166

Filings Trending: ▼

Circuit/Court ID: 15

215033


Type of Case: Filings

2016 Average Month:178

Jan-Jun 2016 : 1,070

Overall AVG. Month: 176

Monthly Summary



Jan 15-Jun 16

Totals

	2015	2016
Civil	382	217
Criminal	1,026	468
Other	690	385
Total	2,098	1,070

Jan --- Jun Filings

1,166

2015

1,070

2016

Jan --- Jun Filings

	2015	2016	% Change	Trending
Civil	188	217	15.4%	▲
Criminal	661	468	-29.2%	▼
Other	317	385	21.5%	▲
Total	1,166	1,070	-8.2%	▼

	Jan	Feb	Mar	Apr	May	Jun	Jul	Aug	Sep	Oct	Nov	Dec	Thru Jun	% Change	Trending	Total
2015	211	144	259	164	205	183	139	182	156	132	133	190	1,166			2,098
2016	144	195	202	169	183	177	-	-	-	-	-	-	1,070	-8.2%	▼	1,070

		Jan	Feb	Mar	Apr	May	Jun	Jul	Aug	Sep	Oct	Nov	Dec	Thru Jun	% Change	Trending	Total
Administrative Law	2015	-	-	1	2	-	-	-	-	-	-	-	-	3			3
	2016	1	-	-	-	-	-	-	-	-	-	-	-	1	-66.7%	▼	1
Capital Murder	2015	1	-	-	-	-	-	-	-	-	-	-	-	1			1
	2016	-	-	-	-	-	-	-	-	-	-	-	-	-			-
Contested Divorce	2015	1	2	3	-	1	2	2	1	1	3	-	1	9			17
	2016	-	4	4	4	-	4	-	-	-	-	-	-	16	77.8%	▲	16
Domestic and Family - Level 1	2015	1	1	6	1	4	3	13	15	4	2	7	12	16			69
	2016	6	-	3	6	7	5	-	-	-	-	-	-	27	68.8%	▲	27
Domestic and Family - Level 2	2015	-	1	-	1	3	2	1	1	2	-	-	1	7			12
	2016	1	1	1	-	6	-	-	-	-	-	-	-	9	28.6%	▲	9
General Civil - Level 1	2015	-	-	-	-	-	2	-	-	1	-	-	1	2			4
	2016	-	-	-	-	-	1	-	-	-	-	-	-	1	-50.0%	▼	1
General Civil - Level 2	2015	10	6	3	4	6	4	6	3	8	4	1	3	33			58
	2016	4	4	1	7	7	7	-	-	-	-	-	-	30	-9.1%	▼	30
General Civil - Level 3	2015	2	-	6	3	2	3	1	4	4	5	-	2	16			32
	2016	5	3	6	2	5	9	-	-	-	-	-	-	30	87.5%	▲	30
Miscellaneous	2015	44	49	73	54	55	52	53	57	48	48	44	83	327			660
	2016	72	69	78	70	50	60	-	-	-	-	-	-	399	22.0%	▲	399
Misdemeanor	2015	26	18	20	13	19	21	16	24	13	13	30	18	117			231
	2016	8	33	28	18	14	18	-	-	-	-	-	-	119	1.7%	▲	119
Non-Capital Felonies and Related Matters	2015	115	40	119	70	90	74	34	50	54	36	32	20	508			734
	2016	39	54	55	44	78	49	-	-	-	-	-	-	319	-37.2%	▼	319
Other	2015	5	13	18	6	16	6	9	13	13	11	7	39	64			156
	2016	2	12	14	9	6	13	-	-	-	-	-	-	56	-12.5%	▼	56
Other Criminally Related Matters	2015	2	8	5	7	4	10	-	3	6	6	3	7	36			61
	2016	3	9	5	4	3	6	-	-	-	-	-	-	30	-16.7%	▼	30
Probates/Wills and Trusts - Level 2	2015	2	1	3	-	-	-	-	9	1	-	5	-	6			21
	2016	2	1	5	2	-	-	-	-	-	-	-	-	10	66.7%	▲	10
Uncontested Divorce	2015	2	5	2	3	5	4	4	2	1	4	4	3	21			39
	2016	1	5	2	3	7	5	-	-	-	-	-	-	23	9.5%	▲	23

Court: Essex Circuit

Start/End Date: Jan-15 / Jun-16

2015 Average Month: 50

Jan-Jun 2015: 295

Filings Trending: ▼

Circuit/Court ID: 15

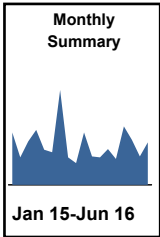
215057

Type of Case: Filings

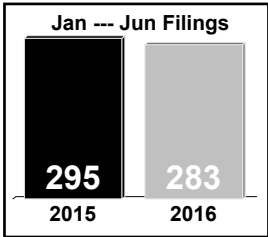
2016 Average Month:47

Jan-Jun 2016 : 283

Overall AVG. Month: 49



	Totals	
	2015	2016
Civil	137	63
Criminal	282	139
Other	179	81
Total	598	283



	Jan --- Jun Filings			
	2015	2016	% Change	Trending
Civil	72	63	-12.5%	▼
Criminal	121	139	14.9%	▲
Other	102	81	-20.6%	▼
Total	295	283	-4.1%	▼

	Jan	Feb	Mar	Apr	May	Jun	Jul	Aug	Sep	Oct	Nov	Dec	Thru Jun	% Change	Trending	Total
2015	63	33	52	66	42	39	114	33	26	63	34	33	295			598
2016	43	31	70	54	34	51	-	-	-	-	-	-	283	-4.1%	▼	283

		Jan	Feb	Mar	Apr	May	Jun	Jul	Aug	Sep	Oct	Nov	Dec	Thru Jun	% Change	Trending	Total
Contested Divorce	2015	1	1	-	2	-	1	-	-	1	-	1	-	5			7
	2016	-	-	-	-	2	1	-	-	-	-	-	-	3	-40.0%	▼	3
Domestic and Family - Level 1	2015	-	-	6	2	1	-	4	-	3	-	-	-	9			16
	2016	-	-	1	-	2	-	-	-	-	-	-	-	3	-66.7%	▼	3
Domestic and Family - Level 2	2015	-	-	-	-	-	1	-	-	-	-	-	-	1			1
	2016	-	-	-	-	-	1	-	-	-	-	-	-	1	0.0%	↔	1
General Civil - Level 1	2015	-	-	-	-	-	1	-	-	-	-	-	-	1			1
General Civil - Level 2	2015	1	2	2	1	2	3	3	4	1	3	2	-	11			24
	2016	2	1	2	2	4	3	-	-	-	-	-	-	14	27.3%	▲	14
General Civil - Level 3	2015	1	-	2	-	-	1	3	5	2	-	-	-	4			14
	2016	-	-	2	-	4	1	-	-	-	-	-	-	7	75.0%	▲	7
Miscellaneous	2015	21	20	33	18	18	16	16	12	14	17	19	21	126			225
	2016	18	15	26	17	11	20	-	-	-	-	-	-	107	-15.1%	▼	107
Misdemeanor	2015	7	3	4	3	-	5	8	4	1	3	1	5	22			44
	2016	2	1	2	4	6	6	-	-	-	-	-	-	21	-4.5%	▼	21
Non-Capital Felonies and Related Matters	2015	30	5	4	31	14	5	73	6	3	28	8	4	89			211
	2016	18	8	32	24	5	17	-	-	-	-	-	-	104	16.9%	▲	104
Other Criminally Related Matters	2015	1	-	-	5	1	3	3	2	-	9	2	2	10			28
	2016	2	3	4	5	-	-	-	-	-	-	-	-	14	40.0%	▲	14
Probates/Wills and Trusts - Level 2	2015	-	-	-	-	1	-	-	-	-	-	1	-	1			2
	2016	-	-	-	1	-	-	-	-	-	-	-	-	1	0.0%	↔	1
Uncontested Divorce	2015	1	2	1	4	5	3	4	-	1	3	-	1	16			25
	2016	1	3	1	1	-	2	-	-	-	-	-	-	8	-50.0%	▼	8

Court: Hanover Circuit

Start/End Date: Jan-15 / Jun-16

2015 Average Month: 493

Jan-Jun 2015: 2,860

Filings Trending: ▲

Circuit/Court ID: 15

215085


Type of Case: Filings

2016 Average Month:538

Jan-Jun 2016 : 3,230

Overall AVG. Month: 508

Monthly Summary



Jan 15-Jun 16

Totals

	2015	2016
Civil	1,581	894
Criminal	2,398	1,194
Other	1,938	1,142
Total	5,917	3,230

Jan --- Jun Filings

2,860

2015

3,230

2016

Jan --- Jun Filings

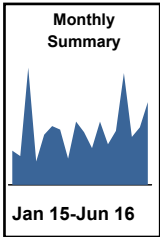
	2015	2016	% Change	Trending
Civil	845	894	5.8%	▲
Criminal	1,186	1,194	0.7%	▲
Other	829	1,142	37.8%	▲
Total	2,860	3,230	12.9%	▲

	Jan	Feb	Mar	Apr	May	Jun	Jul	Aug	Sep	Oct	Nov	Dec	Thru Jun	% Change	Trending	Total
2015	495	505	543	484	427	406	532	460	442	456	460	707	2,860			5,917
2016	536	644	624	467	499	460	-	-	-	-	-	-	3,230	12.9%	▲	3,230

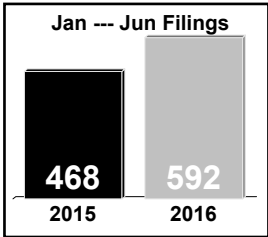
		Jan	Feb	Mar	Apr	May	Jun	Jul	Aug	Sep	Oct	Nov	Dec	Thru Jun	% Change	Trending	Total
Administrative Law	2015	-	1	1	1	1	1	-	1	-	3	-	-	5			9
Capital Murder	2016	-	-	2	-	-	-	-	-	-	-	-	-	2			2
Contested Divorce	2015	22	21	26	18	19	17	15	16	19	14	13	23	123			223
	2016	16	28	29	17	23	10	-	-	-	-	-	-	123	0.0%	↔	123
Domestic and Family - Level 1	2015	8	8	8	4	9	3	8	11	8	6	9	7	40			89
	2016	11	8	11	8	12	4	-	-	-	-	-	-	54	35.0%	▲	54
Domestic and Family - Level 2	2015	2	2	5	3	2	3	5	5	3	4	1	6	17			41
	2016	-	4	5	2	3	1	-	-	-	-	-	-	15	-11.8%	▼	15
General Civil - Level 1	2015	-	-	-	1	1	-	-	-	2	2	-	-	2			6
	2016	1	-	-	-	2	-	-	-	-	-	-	-	3	50.0%	▲	3
General Civil - Level 2	2015	13	18	15	16	16	17	12	14	11	11	16	10	95			169
	2016	10	15	8	9	17	13	-	-	-	-	-	-	72	-24.2%	▼	72
General Civil - Level 3	2015	5	12	9	10	6	11	14	6	8	14	9	3	53			107
	2016	5	8	9	7	5	9	-	-	-	-	-	-	43	-18.9%	▼	43
Miscellaneous	2015	198	180	203	144	135	124	163	184	155	155	209	385	984			2,235
	2016	292	291	266	185	157	186	-	-	-	-	-	-	1,377	39.9%	▲	1,377
Misdemeanor	2015	63	88	79	64	66	58	101	60	83	64	58	73	418			857
	2016	61	87	96	53	101	68	-	-	-	-	-	-	466	11.5%	▲	466
Non-Capital Felonies and Related Matters	2015	107	105	141	144	118	94	144	95	93	130	84	146	709			1,401
	2016	101	113	103	113	112	104	-	-	-	-	-	-	646	-8.9%	▼	646
Other	2015	7	6	5	5	8	10	10	6	7	9	6	1	41			80
	2016	3	2	7	4	3	7	-	-	-	-	-	-	26	-36.6%	▼	26
Other Criminally Related Matters	2015	13	6	7	13	5	19	18	12	16	11	11	15	63			146
	2016	9	12	26	9	12	14	-	-	-	-	-	-	82	30.2%	▲	82
Probates/Wills and Trusts - Level 1	2015	-	-	-	-	-	-	-	-	-	-	1	-	0			1
	2016	-	-	-	1	-	1	-	-	-	-	-	-	2	0.0%	↔	2
Probates/Wills and Trusts - Level 2	2015	1	-	1	6	2	5	1	3	-	2	1	1	15			23
	2016	3	3	6	3	-	5	-	-	-	-	-	-	20	33.3%	▲	20
Uncontested Divorce	2015	56	58	43	55	39	44	41	47	37	31	42	37	295			530
	2016	24	73	56	56	52	38	-	-	-	-	-	-	299	1.4%	▲	299

Court: King George Circuit
Start/End Date: Jan-15 / Jun-16
2015 Average Month: 76
Jan-Jun 2015: 468
Filings Trending: ▲

Circuit/Court ID: 15
215099
Type of Case: Filings
2016 Average Month:99
Jan-Jun 2016 : 592
Overall AVG. Month: 84



Totals		
	2015	2016
Civil	217	148
Criminal	697	444
Total	914	592



Jan --- Jun Filings				
	2015	2016	% Change	Trending
Civil	101	148	46.5%	▲
Criminal	367	444	21.0%	▲
Total	468	592	26.5%	▲

	Jan	Feb	Mar	Apr	May	Jun	Jul	Aug	Sep	Oct	Nov	Dec	Thru Jun	% Change	Trending	Total
2015	51	43	176	35	75	88	83	39	95	79	55	95	468			914
2016	61	81	168	72	86	124	-	-	-	-	-	-	592	26.5%	▲	592

		Jan	Feb	Mar	Apr	May	Jun	Jul	Aug	Sep	Oct	Nov	Dec	Thru Jun	% Change	Trending	Total
Administrative Law	2016	-	1	-	-	-	-	-	-	-	-	-	-	1			1
Contested Divorce	2015	1	1	1	2	1	2	1	-	1	2	-	-	8			12
	2016	2	5	1	3	5	2	-	-	-	-	-	-	18	125.0%	▲	18
Domestic and Family - Level 1	2015	3	3	2	1	-	-	1	5	5	1	6	-	9			27
	2016	5	1	2	6	1	-	-	-	-	-	-	-	15	66.7%	▲	15
Domestic and Family - Level 2	2015	-	1	-	1	-	1	-	-	-	-	5	-	3			8
	2016	-	1	-	1	-	-	-	-	-	-	-	-	2	-33.3%	▼	2
General Civil - Level 1	2015	-	1	-	-	-	-	-	-	-	1	-	-	1			2
	2016	-	-	-	-	-	1	-	-	-	-	-	-	1	0.0%	↔	1
General Civil - Level 2	2015	2	2	2	4	4	1	2	1	-	6	3	2	15			29
	2016	5	4	4	1	3	4	-	-	-	-	-	-	21	40.0%	▲	21
General Civil - Level 3	2015	-	2	4	2	1	8	4	2	2	3	2	1	17			31
	2016	1	1	1	2	-	1	-	-	-	-	-	-	6	-64.7%	▼	6
Miscellaneous	2015	3	6	6	6	2	3	5	6	4	7	9	3	26			60
	2016	3	5	23	9	7	4	-	-	-	-	-	-	51	96.2%	▲	51
Misdemeanor	2015	18	5	47	1	12	21	20	10	19	18	8	24	104			203
	2016	17	20	28	11	28	28	-	-	-	-	-	-	132	26.9%	▲	132
Non-Capital Felonies and Related Matters	2015	16	18	110	13	51	50	38	13	55	34	11	61	258			470
	2016	21	36	100	32	38	79	-	-	-	-	-	-	306	18.6%	▲	306
Other	2015	-	-	-	-	1	-	1	-	1	1	-	-	1			4
Other Criminally Related Matters	2015	1	2	1	1	-	-	7	-	1	3	6	2	5			24
	2016	1	-	2	1	1	1	-	-	-	-	-	-	6	20.0%	▲	6
Probates/Wills and Trusts - Level 1	2015	-	-	-	-	-	1	-	-	-	-	-	-	1			1
	2016	-	1	-	-	1	-	-	-	-	-	-	-	2	100.0%	▲	2
Probates/Wills and Trusts - Level 2	2015	-	-	-	-	1	-	-	-	-	-	-	-	1			1
	2016	1	1	1	1	-	2	-	-	-	-	-	-	6	500.0%	▲	6
Protective Orders	2015	1	-	-	-	-	-	-	-	-	-	-	-	1			1
Uncontested Divorce	2015	6	2	3	4	2	1	4	2	7	3	5	2	18			41
	2016	5	5	6	5	2	2	-	-	-	-	-	-	25	38.9%	▲	25

Court: Lancaster Circuit

Start/End Date: Jan-15 / Jun-16

2015 Average Month: 63

Jan-Jun 2015: 406

Filings Trending: ▲

Circuit/Court ID: 15

215103


Type of Case: Filings

2016 Average Month:70

Jan-Jun 2016 : 422

Overall AVG. Month: 66

Monthly Summary



Jan 15-Jun 16

Totals

	2015	2016
Civil	168	83
Criminal	344	208
Other	249	131
Total	761	422

Jan --- Jun Filings

406

2015

422

2016

Jan --- Jun Filings

	2015	2016	% Change	Trending
Civil	67	83	23.9%	▲
Criminal	228	208	-8.8%	▼
Other	111	131	18.0%	▲
Total	406	422	3.9%	▲

	Jan	Feb	Mar	Apr	May	Jun	Jul	Aug	Sep	Oct	Nov	Dec	Thru Jun	% Change	Trending	Total
2015	48	30	58	99	123	48	48	49	60	85	39	74	406			761
2016	61	86	51	158	30	36	-	-	-	-	-	-	422	3.9%	▲	422

		Jan	Feb	Mar	Apr	May	Jun	Jul	Aug	Sep	Oct	Nov	Dec	Thru Jun	% Change	Trending	Total
Administrative Law	2015	-	-	-	-	-	-	-	1	-	-	-	-	0			1
Contested Divorce	2015	2	-	-	-	-	2	-	-	1	-	1	-	4	0.0%	↔	6
	2016	-	2	1	1	-	1	-	-	-	-	-	-	5	25.0%	▲	5
Domestic and Family - Level 1	2015	-	-	-	-	1	-	15	2	3	1	-	-	1			22
	2016	-	-	-	1	1	-	-	-	-	-	-	-	2	100.0%	▲	2
Domestic and Family - Level 2	2015	-	-	-	-	-	-	-	-	1	-	-	1	0			2
	2016	-	-	-	-	1	-	-	-	-	-	-	-	1	0.0%	↔	1
General Civil - Level 1	2016	-	-	-	1	-	-	-	-	-	-	-	-	1			1
General Civil - Level 2	2015	1	2	2	6	4	4	-	5	4	3	-	4	19			35
	2016	4	4	2	2	2	3	-	-	-	-	-	-	17	-10.5%	▼	17
General Civil - Level 3	2015	6	-	2	1	-	2	-	1	-	1	3	3	11			19
	2016	1	12	6	3	-	1	-	-	-	-	-	-	23	109.1%	▲	23
Miscellaneous	2015	15	19	20	21	16	20	13	32	25	19	19	47	111			266
	2016	30	43	27	18	15	11	-	-	-	-	-	-	144	29.7%	▲	144
Misdemeanor	2015	2	3	4	2	8	2	2	1	4	6	3	3	21			40
	2016	1	11	2	49	4	4	-	-	-	-	-	-	71	238.1%	▲	71
Non-Capital Felonies and Related Matters	2015	12	4	23	60	86	14	6	1	18	49	7	13	199			293
	2016	23	11	6	80	4	13	-	-	-	-	-	-	137	-31.2%	▼	137
Other	2015	7	-	4	7	3	1	8	3	1	4	5	-	22			43
	2016	1	2	4	1	2	2	-	-	-	-	-	-	12	-45.5%	▼	12
Other Criminally Related Matters	2015	-	1	2	-	4	1	1	1	-	1	-	-	8			11
	2016	-	-	1	-	-	-	-	-	-	-	-	-	1	-87.5%	▼	1
Probates/Wills and Trusts - Lev	2016	1	-	-	-	-	-	-	-	-	-	-	-	1			1
Probates/Wills and Trusts - Level 2	2015	-	-	-	-	1	-	-	-	-	1	-	-	1			2
	2016	-	-	-	-	1	-	-	-	-	-	-	-	1	0.0%	↔	1
Protective Orders	2016	-	-	-	1	-	-	-	-	-	-	-	-	1			1
Uncontested Divorce	2015	3	1	1	2	-	2	3	2	3	-	1	3	9			21
	2016	-	1	2	1	-	1	-	-	-	-	-	-	5	-44.4%	▼	5

Court: Northumberland Circuit

Start/End Date: Jan-15 / Jun-16

2015 Average Month: 52

Jan-Jun 2015: 266

Filings Trending: ▲

Circuit/Court ID: 15

215133


Type of Case: Filings

2016 Average Month:65

Jan-Jun 2016 : 387

Overall AVG. Month: 56

Monthly Summary



Jan 15-Jun 16

Totals

	2015	2016
Civil	103	44
Criminal	264	210
Other	260	133
Total	627	387

Jan --- Jun Filings

266

2015

387

2016

Jan --- Jun Filings

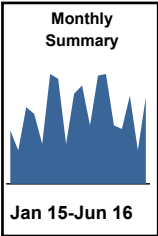
	2015	2016	% Change	Trending
Civil	41	44	7.3%	▲
Criminal	127	210	65.4%	▲
Other	98	133	35.7%	▲
Total	266	387	45.5%	▲

	Jan	Feb	Mar	Apr	May	Jun	Jul	Aug	Sep	Oct	Nov	Dec	Thru Jun	% Change	Trending	Total
2015	56	42	33	55	45	35	51	49	52	80	35	94	266			627
2016	71	76	57	71	71	41	-	-	-	-	-	-	387	45.5%	▲	387

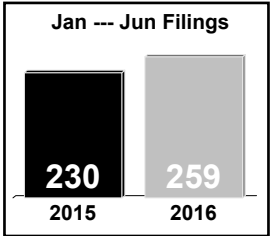
		Jan	Feb	Mar	Apr	May	Jun	Jul	Aug	Sep	Oct	Nov	Dec	Thru Jun	% Change	Trending	Total
Contested Divorce	2015	-	-	2	-	1	3	1	1	-	2	2	2	6			14
	2016	-	1	1	2	-	-	-	-	-	-	-	-	4	-33.3%	▼	4
Domestic and Family - Level 1	2015	1	-	-	1	-	1	-	1	-	1	-	1	3			6
	2016	-	1	-	-	-	3	-	-	-	-	-	-	4	33.3%	▲	4
Domestic and Family - Level 2	2015	-	-	1	-	-	1	-	-	-	1	-	-	2			3
	2016	-	-	-	3	-	-	-	-	-	-	-	-	3	50.0%	▲	3
General Civil - Level 1	2015	-	1	-	-	-	-	-	-	-	-	-	-	1			1
General Civil - Level 2	2015	1	-	2	1	1	2	4	2	3	2	1	-	7			19
	2016	2	2	-	-	2	1	-	-	-	-	-	-	7	0.0%	↔	7
General Civil - Level 3	2015	-	-	-	1	1	1	1	-	1	3	1	-	3			9
	2016	-	-	-	-	1	1	-	-	-	-	-	-	2	-33.3%	▼	2
Miscellaneous	2015	17	26	22	16	15	10	24	30	25	25	24	50	106			284
	2016	36	33	22	17	15	20	-	-	-	-	-	-	143	34.9%	▲	143
Misdemeanor	2015	17	3	2	4	5	1	1	-	2	10	3	4	32			52
	2016	3	1	1	10	7	2	-	-	-	-	-	-	24	-25.0%	▼	24
Non-Capital Felonies and Related Matters	2015	19	6	1	24	20	13	15	12	18	27	3	35	83			193
	2016	24	36	29	33	44	13	-	-	-	-	-	-	179	115.7%	▲	179
Other	2015	-	-	-	-	1	-	-	-	-	2	-	-	1			3
	2016	1	-	-	-	-	-	-	-	-	-	-	-	1	0.0%	↔	1
Other Criminally Related Matters	2015	1	3	-	7	-	1	-	2	-	3	-	2	12			19
	2016	2	-	1	3	-	1	-	-	-	-	-	-	7	-41.7%	▼	7
Probates/Wills and Trusts - Level 2	2015	-	-	-	-	-	-	1	-	-	1	-	-	0			2
	2016	1	-	-	-	-	-	-	-	-	-	-	-	1	0.0%	↔	1
Uncontested Divorce	2015	-	3	3	1	1	2	4	1	3	3	1	-	10			22
	2016	2	2	3	3	2	-	-	-	-	-	-	-	12	20.0%	▲	12

Court: Richmond County Circuit
Start/End Date: Jan-15 / Jun-16
2015 Average Month: 44
Jan-Jun 2015: 230
Filings Trending: ▲

Circuit/Court ID: 15
215159
Type of Case: Filings
2016 Average Month:43
Jan-Jun 2016 : 259
Overall AVG. Month: 44



Totals		
	2015	2016
Civil	76	39
Criminal	175	81
Other	279	139
Total	530	259



Jan --- Jun Filings				
	2015	2016	% Change	Trending
Civil	32	39	21.9%	▲
Criminal	66	81	22.7%	▲
Other	132	139	5.3%	▲
Total	230	259	12.6%	▲

	Jan	Feb	Mar	Apr	May	Jun	Jul	Aug	Sep	Oct	Nov	Dec	Thru Jun	% Change	Trending	Total
2015	32	20	46	42	24	66	63	24	54	59	35	65	230			530
2016	66	35	33	53	20	52	-	-	-	-	-	-	259	12.6%	▲	259

		Jan	Feb	Mar	Apr	May	Jun	Jul	Aug	Sep	Oct	Nov	Dec	Thru Jun	% Change	Trending	Total
Administrative Law	2015	-	1	-	-	-	-	-	-	1	-	-	-	1			2
	2016	-	-	-	1	-	-	-	-	-	-	-	-	1	0.0%	↔	1
Capital Murder	2015	-	-	-	-	-	-	1	-	-	-	-	-	0			1
Contested Divorce	2015	1	-	1	-	1	-	1	-	-	-	-	-	3	0.0%	↔	4
	2016	1	-	-	-	-	-	-	-	-	-	-	-	1	-66.7%	▼	1
Domestic and Family - Level 1	2015	-	-	-	-	1	-	1	-	1	2	-	-	1			5
	2016	-	1	1	1	-	-	-	-	-	-	-	-	3	200.0%	▲	3
Domestic and Family - Level 2	2015	-	-	-	1	-	-	-	-	-	-	-	-	1			1
General Civil - Level 1	2015	-	-	-	-	-	-	-	-	-	-	-	1	0			1
General Civil - Level 2	2015	-	-	2	-	-	2	4	2	1	1	1	1	4	0.0%	↔	14
	2016	-	1	1	-	2	3	-	-	-	-	-	-	7	75.0%	▲	7
General Civil - Level 3	2015	1	-	-	1	1	-	1	1	-	3	-	2	3			10
	2016	-	1	2	-	1	-	-	-	-	-	-	-	4	33.3%	▲	4
Miscellaneous	2015	9	7	11	6	8	13	11	6	6	14	13	29	54			133
	2016	14	12	16	8	12	17	-	-	-	-	-	-	79	46.3%	▲	79
Misdemeanor	2015	2	-	3	7	-	4	10	5	3	8	3	4	16			49
	2016	4	3	1	10	-	7	-	-	-	-	-	-	25	56.3%	▲	25
Non-Capital Felonies and Related Matters	2015	9	1	4	14	7	9	8	1	27	14	8	4	44			106
	2016	6	3	1	18	1	20	-	-	-	-	-	-	49	11.4%	▲	49
Other	2015	9	7	21	9	6	37	18	7	15	13	6	21	89			169
	2016	41	12	9	11	3	3	-	-	-	-	-	-	79	-11.2%	▼	79
Other Criminally Related Matters	2015	-	2	2	2	-	-	5	2	-	1	3	3	6			20
	2016	-	1	2	3	-	1	-	-	-	-	-	-	7	16.7%	▲	7
Probates/Wills and Trusts - Level 2	2015	-	-	-	-	-	-	-	-	-	-	1	-	0			1
	2016	-	-	-	-	-	1	-	-	-	-	-	-	1	0.0%	↔	1
Uncontested Divorce	2015	1	2	2	2	-	1	3	-	-	3	-	-	8			14
	2016	-	1	-	1	1	-	-	-	-	-	-	-	3	-62.5%	▼	3

Court: Spotsylvania Circuit

Start/End Date: Jan-15 / Jun-16

2015 Average Month: 514

Jan-Jun 2015: 2,872

Filings Trending: ▲

Circuit/Court ID: 15

215177


Type of Case: Filings

2016 Average Month:716

Jan-Jun 2016 : 4,296

Overall AVG. Month: 581

Monthly Summary




Jan 15-Jun 16

Totals

	2015	2016
Civil	1,528	732
Criminal	2,006	1,400
Other	2,629	2,164
Total	6,163	4,296

Jan --- Jun Filings



20152016

Jan --- Jun Filings

	2015	2016	% Change	Trending
Civil	733	732	-	↔
Criminal	1,043	1,400	34.2%	▲
Other	1,096	2,164	97.4%	▲
Total	2,872	4,296	49.6%	▲

	Jan	Feb	Mar	Apr	May	Jun	Jul	Aug	Sep	Oct	Nov	Dec	Thru Jun	% Change	Trending	Total
2015	471	472	540	475	431	483	522	460	622	462	421	804	2,872			6,163
2016	1,229	589	711	649	492	626	-	-	-	-	-	-	4,296	49.6%	▲	4,296

		Jan	Feb	Mar	Apr	May	Jun	Jul	Aug	Sep	Oct	Nov	Dec	Thru Jun	% Change	Trending	Total
Administrative Law	2015	1	-	2	-	-	-	-	1	2	1	2	-	3			9
	2016	-	-	-	1	1	-	-	-	-	-	-	-	2	-33.3%	▼	2
Contested Divorce	2015	6	7	9	11	14	9	6	5	6	6	9	6	56			94
	2016	9	6	11	3	10	5	-	-	-	-	-	-	44	-21.4%	▼	44
Domestic and Family - Level 1	2015	12	6	14	12	20	16	14	18	15	20	39	49	80			235
	2016	16	29	28	38	14	10	-	-	-	-	-	-	135	68.8%	▲	135
Domestic and Family - Level 2	2015	9	2	3	16	2	1	3	3	12	4	1	3	33			59
	2016	-	5	13	5	1	4	-	-	-	-	-	-	28	-15.2%	▼	28
General Civil - Level 1	2015	3	1	-	2	-	1	-	2	-	2	-	1	7			12
	2016	-	1	2	-	-	-	-	-	-	-	-	-	3	-57.1%	▼	3
General Civil - Level 2	2015	18	17	19	24	15	20	19	12	11	18	7	21	113			201
	2016	8	10	20	9	15	14	-	-	-	-	-	-	76	-32.7%	▼	76
General Civil - Level 3	2015	10	9	8	9	4	6	6	10	9	13	11	8	46			103
	2016	7	9	6	7	11	2	-	-	-	-	-	-	42	-8.7%	▼	42
Miscellaneous	2015	195	208	244	216	204	205	243	233	195	209	242	494	1,272			2,888
	2016	286	323	314	230	211	253	-	-	-	-	-	-	1,617	27.1%	▲	1,617
Misdemeanor	2015	38	33	30	31	35	21	54	36	47	30	34	31	188			420
	2016	38	47	85	51	57	60	-	-	-	-	-	-	338	79.8%	▲	338
Non-Capital Felonies and Related Matters	2015	145	140	157	100	91	170	123	93	158	104	38	156	803			1,475
	2016	114	106	172	269	132	216	-	-	-	-	-	-	1,009	25.7%	▲	1,009
Other	2015	8	9	10	14	10	8	17	6	127	23	3	5	59			240
	2016	726	17	13	7	13	23	-	-	-	-	-	-	799	1,254.2%	▲	799
Other Criminally Related Matters	2015	2	13	10	14	6	8	11	14	10	6	8	12	53			114
	2016	4	9	15	6	9	15	-	-	-	-	-	-	58	9.4%	▲	58
Probates/Wills and Trusts - Level 1	2015	2	1	-	-	-	-	-	-	-	-	-	-	3			3
	2016	-	2	-	-	-	-	-	-	-	-	-	-	2	-33.3%	▼	2
Probates/Wills and Trusts - Level 2	2015	4	2	5	3	4	2	2	2	5	5	4	1	20			39
	2016	2	9	1	4	6	4	-	-	-	-	-	-	26	30.0%	▲	26
Protective Orders	2015	-	-	3	-	-	-	-	-	-	-	-	-	3			3
	2016	-	-	2	-	-	-	-	-	-	-	-	-	2	-33.3%	▼	2
Uncontested Divorce	2015	18	24	26	23	26	16	24	25	25	21	23	17	133			268
	2016	19	16	29	19	12	20	-	-	-	-	-	-	115	-13.5%	▼	115

Court: Stafford Circuit

Start/End Date: Jan-15 / Jun-16

2015 Average Month: 730

Jan-Jun 2015: 4,139

Filings Trending: ▲

Circuit/Court ID: 15

215179

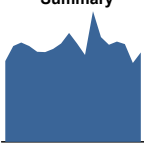
Type of Case: Filings

2016 Average Month:711

Jan-Jun 2016 : 4,264

Overall AVG. Month: 724

Monthly Summary



Jan 15-Jun 16

Totals

	2015	2016
Civil	1,827	815
Criminal	4,365	2,004
Other	2,571	1,445
Total	8,763	4,264

Jan --- Jun Filings

4,139

2015

4,264

2016

Jan --- Jun Filings

	2015	2016	% Change	Trending
Civil	920	815	-11.4%	▼
Criminal	2,129	2,004	-5.9%	▼
Other	1,090	1,445	32.6%	▲
Total	4,139	4,264	3.0%	▲

	Jan	Feb	Mar	Apr	May	Jun	Jul	Aug	Sep	Oct	Nov	Dec	Thru Jun	% Change	Trending	Total
2015	607	719	745	718	676	674	697	739	817	739	651	981	4,139			8,763
2016	787	729	752	733	593	670	-	-	-	-	-	-	4,264	3.0%	▲	4,264

		Jan	Feb	Mar	Apr	May	Jun	Jul	Aug	Sep	Oct	Nov	Dec	Thru Jun	% Change	Trending	Total
Administrative Law	2015	1	-	5	1	-	3	2	1	1	2	1	1	10			18
	2016	1	1	1	1	2	1	-	-	-	-	-	-	7	-30.0%	▼	7
Capital Murder	2015	2	-	-	-	-	-	-	-	-	-	-	2	2			4
	2016	-	-	-	-	1	-	-	-	-	-	-	-	1	-50.0%	▼	1
Contested Divorce	2015	16	17	25	25	27	14	15	26	26	25	19	19	124			254
	2016	12	16	17	7	11	13	-	-	-	-	-	-	76	-38.7%	▼	76
Domestic and Family - Level 1	2015	6	12	11	5	22	13	3	7	7	5	8	10	69			109
	2016	3	13	7	9	9	11	-	-	-	-	-	-	52	-24.6%	▼	52
Domestic and Family - Level 2	2015	2	5	3	4	4	4	12	3	6	2	6	5	22			56
	2016	1	4	2	2	3	2	-	-	-	-	-	-	14	-36.4%	▼	14
General Civil - Level 1	2015	-	1	1	-	1	3	1	1	-	1	1	5	6			15
	2016	3	-	3	-	-	-	-	-	-	-	-	-	6	0.0%	↔	6
General Civil - Level 2	2015	16	20	11	18	21	19	18	20	13	14	9	9	105			188
	2016	13	15	19	14	20	24	-	-	-	-	-	-	105	0.0%	↔	105
General Civil - Level 3	2015	6	4	7	10	5	11	6	3	10	6	8	14	43			90
	2016	13	6	13	5	12	11	-	-	-	-	-	-	60	39.5%	▲	60
Miscellaneous	2015	218	201	303	217	188	200	242	255	210	248	279	517	1,327			3,078
	2016	312	318	375	249	231	269	-	-	-	-	-	-	1,754	32.2%	▲	1,754
Misdemeanor	2015	61	79	77	116	91	84	106	98	137	126	80	111	508			1,166
	2016	132	112	110	118	84	81	-	-	-	-	-	-	637	25.4%	▲	637
Non-Capital Felonies and Related Matters	2015	222	311	240	249	260	246	211	269	354	238	165	221	1,528			2,986
	2016	263	206	148	276	173	216	-	-	-	-	-	-	1,282	-16.1%	▼	1,282
Other	2015	1	-	-	-	-	-	2	2	1	-	1	-	1			7
	2016	1	-	1	-	2	1	-	-	-	-	-	-	5	400.0%	▲	5
Other Criminally Related Matters	2015	15	17	10	20	16	18	22	11	19	14	29	27	96			218
	2016	14	11	17	16	16	12	-	-	-	-	-	-	86	-10.4%	▼	86
Probates/Wills and Trusts - Level 1	2015	1	-	-	-	-	-	-	1	-	-	-	-	1			2
	2016	1	2	-	-	-	-	-	-	-	-	-	-	3	200.0%	▲	3
Probates/Wills and Trusts - Level 2	2015	4	5	6	1	4	4	5	1	3	6	-	4	24			43
	2016	2	2	4	1	2	1	-	-	-	-	-	-	12	-50.0%	▼	12
Uncontested Divorce	2015	36	47	46	52	37	55	52	41	30	52	45	36	273			529
	2016	16	23	35	35	27	28	-	-	-	-	-	-	164	-39.9%	▼	164

Court: Westmoreland Circuit

Start/End Date: Jan-15 / Jun-16

2015 Average Month: 87

Jan-Jun 2015: 514

Filings Trending: ▲

Circuit/Court ID: 15

215193

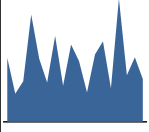
Type of Case: Filings

2016 Average Month:98

Jan-Jun 2016 : 587

Overall AVG. Month: 91

Monthly Summary



Jan 15-Jun 16

Totals

	2015	2016
Civil	137	77
Criminal	655	357
Other	257	153
Total	1,049	587

Jan --- Jun Filings

514

2015

587

2016

Jan --- Jun Filings

	2015	2016	% Change	Trending
Civil	76	77	1.3%	▲
Criminal	319	357	11.9%	▲
Other	119	153	28.6%	▲
Total	514	587	14.2%	▲

	Jan	Feb	Mar	Apr	May	Jun	Jul	Aug	Sep	Oct	Nov	Dec	Thru Jun	% Change	Trending	Total
2015	96	42	61	161	95	59	129	54	116	91	44	101	514			1,049
2016	121	50	185	70	97	64	-	-	-	-	-	-	587	14.2%	▲	587

		Jan	Feb	Mar	Apr	May	Jun	Jul	Aug	Sep	Oct	Nov	Dec	Thru Jun	% Change	Trending	Total
Administrative Law	2015	-	-	-	-	-	1	-	-	-	-	-	-	1			1
Contested Divorce	2015	2	1	-	1	1	-	3	1	-	1	-	-	5			10
	2016	-	-	1	1	-	1	-	-	-	-	-	-	3	-40.0%	▼	3
Domestic and Family - Level 1	2015	-	-	2	-	-	-	-	2	2	-	2	-	2			8
	2016	-	-	-	1	-	-	-	-	-	-	-	-	1	-50.0%	▼	1
Domestic and Family - Level 2	2015	-	-	-	-	1	-	1	-	-	-	1	-	1			3
	2016	-	-	-	-	2	-	-	-	-	-	-	-	2	100.0%	▲	2
General Civil - Level 1	2015	-	-	-	-	-	-	-	-	-	1	1	1	0			3
General Civil - Level 2	2015	4	-	3	4	4	1	2	1	3	1	-	2	16	0.0%	↔	25
	2016	3	6	4	1	5	3	-	-	-	-	-	-	22	37.5%	▲	22
General Civil - Level 3	2015	1	1	-	4	2	3	-	-	1	2	5	-	11			19
	2016	-	-	1	2	3	3	-	-	-	-	-	-	9	-18.2%	▼	9
Miscellaneous	2015	22	24	27	21	20	25	30	24	24	19	23	36	139			295
	2016	42	29	36	17	30	21	-	-	-	-	-	-	175	25.9%	▲	175
Misdemeanor	2015	15	-	7	40	9	4	5	14	11	10	4	9	75			128
	2016	16	2	5	7	4	8	-	-	-	-	-	-	42	-44.0%	▼	42
Non-Capital Felonies and Related Matters	2015	47	10	9	75	45	15	81	12	71	52	6	21	201			444
	2016	52	7	135	30	50	24	-	-	-	-	-	-	298	48.3%	▲	298
Other	2015	-	-	1	-	1	4	1	-	1	-	-	-	6			8
	2016	1	2	1	-	1	1	-	-	-	-	-	-	6	0.0%	↔	6
Other Criminally Related Matters	2015	4	6	9	12	7	5	3	-	2	5	-	30	43			83
	2016	6	1	1	8	1	1	-	-	-	-	-	-	18	-58.1%	▼	18
Probates/Wills and Trusts - Lev	2015	-	-	-	2	1	-	-	-	-	-	-	-	3			3
Probates/Wills and Trusts - Level 2	2015	-	-	1	-	1	1	1	-	-	-	1	2	3			7
	2016	-	1	-	-	-	-	-	-	-	-	-	-	1	-66.7%	▼	1
Uncontested Divorce	2015	1	-	2	2	3	-	2	-	1	-	1	-	8			12
	2016	1	2	1	3	1	2	-	-	-	-	-	-	10	25.0%	▲	10

Court: Fredericksburg Circuit

Start/End Date: Jan-15 / Jun-16

2015 Average Month: 275

Jan-Jun 2015: 1,715

Filings Trending: ▲

Circuit/Court ID: 15

215630


Type of Case: Filings

2016 Average Month:329

Jan-Jun 2016 : 1,976

Overall AVG. Month: 293

Monthly Summary

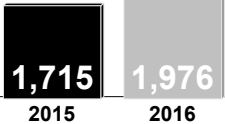


Jan 15-Jun 16

Totals

	2015	2016
Civil	784	649
Criminal	2,233	1,164
Other	283	163
Total	3,300	1,976

Jan --- Jun Filings



20152016

Jan --- Jun Filings

	2015	2016	% Change	Trending
Civil	368	649	76.4%	▲
Criminal	1,230	1,164	-5.4%	▼
Other	117	163	39.3%	▲
Total	1,715	1,976	15.2%	▲

	Jan	Feb	Mar	Apr	May	Jun	Jul	Aug	Sep	Oct	Nov	Dec	Thru Jun	% Change	Trending	Total
2015	275	301	286	310	273	270	310	196	212	295	241	331	1,715			3,300
2016	293	316	382	304	295	386	-	-	-	-	-	-	1,976	15.2%	▲	1,976

		Jan	Feb	Mar	Apr	May	Jun	Jul	Aug	Sep	Oct	Nov	Dec	Thru Jun	% Change	Trending	Total
Administrative Law	2015	1	-	-	-	-	-	1	1	-	2	1	-	1			6
	2016	-	1	-	1	1	-	-	-	-	-	-	-	3	200.0%	▲	3
Capital Murder	2015	-	-	-	-	1	-	-	-	-	-	-	-	1			1
	2016	-	-	-	-	-	-	-	-	-	-	-	-	-			-
Contested Divorce	2015	6	8	4	7	5	9	5	4	4	7	2	2	39			63
	2016	10	17	17	13	13	5	-	-	-	-	-	-	75	92.3%	▲	75
Domestic and Family - Level 1	2015	6	10	7	20	2	11	5	10	9	9	7	25	56			121
	2016	2	13	4	6	1	34	-	-	-	-	-	-	60	7.1%	▲	60
Domestic and Family - Level 2	2015	1	2	10	2	-	1	1	1	23	38	13	-	16			92
	2016	11	20	23	8	51	25	-	-	-	-	-	-	138	762.5%	▲	138
General Civil - Level 1	2015	-	-	-	1	1	1	3	2	-	1	2	-	3			11
	2016	-	1	2	-	1	2	-	-	-	-	-	-	6	100.0%	▲	6
General Civil - Level 2	2015	5	2	5	13	11	17	7	6	13	12	8	10	53			109
	2016	9	9	4	9	6	11	-	-	-	-	-	-	48	-9.4%	▼	48
General Civil - Level 3	2015	7	3	2	-	2	12	7	4	1	2	8	9	26			57
	2016	3	5	5	4	6	4	-	-	-	-	-	-	27	3.8%	▲	27
Miscellaneous	2015	34	26	36	33	34	38	44	30	42	40	46	58	201			461
	2016	52	55	40	41	37	45	-	-	-	-	-	-	270	34.3%	▲	270
Misdemeanor	2015	42	74	33	41	61	40	50	43	30	49	43	42	291			548
	2016	70	51	41	35	31	50	-	-	-	-	-	-	278	-4.5%	▼	278
Non-Capital Felonies and Related Matters	2015	156	143	161	177	137	124	174	79	80	111	95	171	898			1,608
	2016	109	107	198	153	108	184	-	-	-	-	-	-	859	-4.3%	▼	859
Other	2015	5	3	3	3	4	-	1	2	1	7	1	-	18			30
	2016	1	3	1	3	-	4	-	-	-	-	-	-	12	-33.3%	▼	12
Other Criminally Related Matters	2015	6	5	9	5	11	5	9	5	6	9	2	6	41			78
	2016	3	8	5	5	3	4	-	-	-	-	-	-	28	-31.7%	▼	28
Probates/Wills and Trusts - Level 2	2015	-	-	1	-	-	1	-	1	-	1	1	-	2			5
	2016	-	-	1	1	1	2	-	-	-	-	-	-	5	150.0%	▲	5
Protective Orders	2015	-	2	-	-	-	-	-	-	-	-	-	-	2			2
Uncontested Divorce	2015	6	23	15	8	5	11	3	8	3	7	12	8	68			109
	2016	23	26	41	25	35	16	-	-	-	-	-	-	166	144.1%	▲	166

Court: Albemarle Circuit

Start/End Date: Jan-15 / Jun-16

2015 Average Month: 312

Jan-Jun 2015: 1,953

Filings Trending: ↔

Circuit/Court ID: 16

216003


Type of Case: Filings

2016 Average Month: 325

Jan-Jun 2016 : 1,949

Overall AVG. Month: 316

Monthly Summary



Jan 15-Jun 16

Totals

	2015	2016
Civil	1,730	831
Criminal	972	524
Other	1,041	594
Total	3,743	1,949

Jan --- Jun Filings

1,953

2015

1,949

2016

Jan --- Jun Filings

	2015	2016	% Change	Trending
Civil	988	831	-15.9%	▼
Criminal	515	524	1.7%	▲
Other	450	594	32.0%	▲
Total	1,953	1,949	-	↔

	Jan	Feb	Mar	Apr	May	Jun	Jul	Aug	Sep	Oct	Nov	Dec	Thru Jun	% Change	Trending	Total
2015	320	308	336	382	311	296	309	289	335	259	240	358	1,953			3,743
2016	346	333	373	310	298	289	-	-	-	-	-	-	1,949	-0.2%	▼	1,949

		Jan	Feb	Mar	Apr	May	Jun	Jul	Aug	Sep	Oct	Nov	Dec	Thru Jun	% Change	Trending	Total
Administrative Law	2015	-	1	1	2	-	1	-	-	1	-	-	-	5			6
Capital Murder	2015	-	-	-	1	-	-	-	-	-	-	-	-	1			1
Contested Divorce	2015	11	3	7	5	3	9	1	5	6	4	7	6	38			67
	2016	7	10	7	6	7	5	-	-	-	-	-	-	42	10.5%	▲	42
Domestic and Family - Level 1	2015	10	3	11	23	15	5	2	1	12	5	3	7	67			97
	2016	15	5	7	3	16	5	-	-	-	-	-	-	51	-23.9%	▼	51
Domestic and Family - Level 2	2015	6	2	3	4	7	4	5	2	5	7	5	2	26			52
	2016	-	5	7	5	12	8	-	-	-	-	-	-	37	42.3%	▲	37
General Civil - Level 1	2015	-	1	6	3	3	-	1	2	2	3	1	1	13			23
	2016	2	3	1	-	1	-	-	-	-	-	-	-	7	-46.2%	▼	7
General Civil - Level 2	2015	34	46	43	38	39	22	26	32	25	19	20	16	222			360
	2016	26	50	32	27	24	18	-	-	-	-	-	-	177	-20.3%	▼	177
General Civil - Level 3	2015	3	-	8	11	10	5	9	4	5	5	5	7	37			72
	2016	23	27	11	7	10	4	-	-	-	-	-	-	82	121.6%	▲	82
Miscellaneous	2015	136	131	180	146	138	155	174	146	139	123	133	220	886			1,821
	2016	159	141	171	146	125	136	-	-	-	-	-	-	878	-0.9%	▼	878
Misdemeanor	2015	9	22	10	11	14	20	11	17	29	16	9	27	86			195
	2016	38	9	32	25	22	22	-	-	-	-	-	-	148	72.1%	▲	148
Non-Capital Felonies and Related Matters	2015	83	71	42	115	61	51	53	55	79	56	37	59	423			762
	2016	49	56	76	66	58	62	-	-	-	-	-	-	367	-13.2%	▼	367
Other	2015	4	4	6	5	8	4	4	6	3	3	3	1	31			51
	2016	8	4	7	7	3	6	-	-	-	-	-	-	35	12.9%	▲	35
Other Criminally Related Matters	2015	1	-	2	-	3	2	2	-	2	3	2	-	8			17
	2016	1	-	2	3	-	4	-	-	-	-	-	-	10	25.0%	▲	10
Probates/Wills and Trusts - Level 1	2015	-	-	-	-	-	-	-	1	1	-	-	-	0			2
	2016	-	1	-	-	-	-	-	-	-	-	-	-	1	0.0%	↔	1
Probates/Wills and Trusts - Level 2	2015	6	7	3	2	3	4	2	3	6	2	2	3	25			43
	2016	3	4	3	-	3	4	-	-	-	-	-	-	17	-32.0%	▼	17
Protective Orders	2015	-	-	-	-	-	-	-	1	-	-	1	-	0			2
Uncontested Divorce	2015	17	17	14	16	7	14	19	14	20	13	12	9	85	0.0%	↔	172
	2016	15	18	17	15	17	15	-	-	-	-	-	-	97	14.1%	▲	97

Court: Culpeper Circuit

Start/End Date: Jan-15 / Jun-16

2015 Average Month: 206

Jan-Jun 2015: 1,244

Filings Trending: ↔

Circuit/Court ID: 16

216047


Type of Case: Filings

2016 Average Month:207

Jan-Jun 2016 : 1,239

Overall AVG. Month: 206

Monthly Summary



Jan 15-Jun 16

Totals

	2015	2016
Civil	691	324
Criminal	985	398
Other	798	517
Total	2,474	1,239

Jan --- Jun Filings

1,244

2015

1,239

2016

Jan --- Jun Filings

	2015	2016	% Change	Trending
Civil	373	324	-13.1%	▼
Criminal	526	398	-24.3%	▼
Other	345	517	49.9%	▲
Total	1,244	1,239	-	↔

	Jan	Feb	Mar	Apr	May	Jun	Jul	Aug	Sep	Oct	Nov	Dec	Thru Jun	% Change	Trending	Total
2015	160	206	189	292	171	226	201	189	182	202	195	261	1,244			2,474
2016	181	270	214	156	174	244	-	-	-	-	-	-	1,239	-0.4%	▼	1,239

		Jan	Feb	Mar	Apr	May	Jun	Jul	Aug	Sep	Oct	Nov	Dec	Thru Jun	% Change	Trending	Total
Administrative Law	2015	-	-	-	2	-	1	-	-	-	-	-	-	3			3
	2016	-	-	-	-	1	-	-	-	-	-	-	-	1	-66.7%	▼	1
Capital Murder	2015	-	8	-	-	-	-	-	-	-	-	-	-	8			8
	2016	-	-	-	-	-	-	-	-	-	-	-	-	-			-
Contested Divorce	2015	1	5	6	8	2	4	2	4	4	2	3	2	26			43
	2016	2	2	5	2	4	5	-	-	-	-	-	-	20	-23.1%	▼	20
Domestic and Family - Level 1	2015	6	3	18	10	14	9	12	12	6	3	5	7	60			105
	2016	6	11	5	4	4	3	-	-	-	-	-	-	33	-45.0%	▼	33
Domestic and Family - Level 2	2015	4	2	3	8	3	6	1	3	2	1	5	1	26			39
	2016	4	2	2	1	1	1	-	-	-	-	-	-	11	-57.7%	▼	11
General Civil - Level 1	2015	-	-	-	-	-	-	1	-	-	1	-	-	0			2
	2016	-	-	-	-	-	1	-	-	-	-	-	-	1	0.0%	↔	1
General Civil - Level 2	2015	6	11	9	8	12	5	14	12	5	9	4	7	51			102
	2016	8	7	16	6	7	8	-	-	-	-	-	-	52	2.0%	▲	52
General Civil - Level 3	2015	2	4	9	7	4	6	8	3	7	11	8	3	32			72
	2016	2	3	7	4	6	3	-	-	-	-	-	-	25	-21.9%	▼	25
Miscellaneous	2015	76	73	74	56	76	81	76	77	66	86	78	155	436			974
	2016	118	149	118	68	84	82	-	-	-	-	-	-	619	42.0%	▲	619
Misdemeanor	2015	4	33	18	38	11	40	13	30	18	21	24	27	144			277
	2016	1	11	11	10	6	33	-	-	-	-	-	-	72	-50.0%	▼	72
Non-Capital Felonies and Related Matters	2015	47	59	35	139	34	55	53	37	56	52	53	47	369			667
	2016	30	59	32	43	46	90	-	-	-	-	-	-	300	-18.7%	▼	300
Other	2015	1	-	1	1	-	4	3	-	-	-	3	2	7			15
	2016	-	1	1	-	3	4	-	-	-	-	-	-	9	28.6%	▲	9
Other Criminally Related Matters	2015	3	3	1	3	2	3	4	6	8	6	2	3	15			44
	2016	2	3	4	4	3	3	-	-	-	-	-	-	19	26.7%	▲	19
Probates/Wills and Trusts - Lev	2015	-	-	-	-	-	-	1	-	-	-	1	-	0			2
Probates/Wills and Trusts - Level 2	2015	-	-	-	1	2	-	2	-	1	1	2	-	3	0.0%	↔	9
	2016	-	1	1	-	1	-	-	-	-	-	-	-	3	0.0%	↔	3
Uncontested Divorce	2015	10	13	15	11	11	12	11	5	9	9	7	7	72			120
	2016	8	13	12	14	8	11	-	-	-	-	-	-	66	-8.3%	▼	66

Court: Fluvanna Circuit

Start/End Date: Jan-15 / Jun-16

2015 Average Month: 98

Jan-Jun 2015: 538

Filings Trending: ▲

Circuit/Court ID: 16

216065

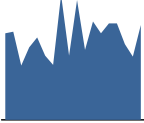
Type of Case: Filings

2016 Average Month:103

Jan-Jun 2016 : 617

Overall AVG. Month: 100

Monthly Summary



Jan 15-Jun 16

Totals

	2015	2016
Civil	314	133
Criminal	385	200
Other	478	284
Total	1,177	617

Jan --- Jun Filings

538

617

2015

2016

Jan --- Jun Filings

	2015	2016	% Change	Trending
Civil	159	133	-16.4%	▼
Criminal	181	200	10.5%	▲
Other	198	284	43.4%	▲
Total	538	617	14.7%	▲

	Jan	Feb	Mar	Apr	May	Jun	Jul	Aug	Sep	Oct	Nov	Dec	Thru Jun	% Change	Trending	Total
2015	104	106	65	87	99	77	66	150	77	144	84	118	538			1,177
2016	104	116	116	91	76	114	-	-	-	-	-	-	617	14.7%	▲	617

		Jan	Feb	Mar	Apr	May	Jun	Jul	Aug	Sep	Oct	Nov	Dec	Thru Jun	% Change	Trending	Total
Administrative Law	2015	-	-	2	-	-	-	-	-	-	-	-	-	2			2
	2016	1	-	-	-	-	-	-	-	-	-	-	-	1	-50.0%	▼	1
Contested Divorce	2015	1	1	3	-	2	-	2	1	1	1	1	2	7			15
	2016	-	3	1	1	1	4	-	-	-	-	-	-	10	42.9%	▲	10
Domestic and Family - Level 1	2015	4	5	-	4	2	8	2	-	3	4	9	-	23			41
	2016	1	3	-	1	1	3	-	-	-	-	-	-	9	-60.9%	▼	9
Domestic and Family - Level 2	2015	-	-	1	5	2	1	-	2	2	1	2	-	9			16
	2016	2	1	1	1	-	2	-	-	-	-	-	-	7	-22.2%	▼	7
General Civil - Level 1	2015	-	-	-	-	-	-	-	-	-	-	-	2	0			2
	2016	-	-	-	-	-	1	-	-	-	-	-	-	1	0.0%	↔	1
General Civil - Level 2	2015	3	3	1	3	3	2	3	3	5	7	4	5	15			42
	2016	-	3	2	2	-	6	-	-	-	-	-	-	13	-13.3%	▼	13
General Civil - Level 3	2015	1	1	2	3	6	1	-	2	1	4	1	2	14			24
	2016	1	-	2	3	-	2	-	-	-	-	-	-	8	-42.9%	▼	8
Miscellaneous	2015	40	44	42	34	52	33	43	60	50	51	42	85	245			576
	2016	79	67	49	42	49	51	-	-	-	-	-	-	337	37.6%	▲	337
Misdemeanor	2015	18	14	1	14	10	11	4	9	6	25	2	7	68			121
	2016	4	9	6	7	12	11	-	-	-	-	-	-	49	-27.9%	▼	49
Non-Capital Felonies and Related Matters	2015	21	30	2	9	16	14	6	54	4	44	14	8	92			222
	2016	9	23	48	30	9	24	-	-	-	-	-	-	143	55.4%	▲	143
Other	2015	-	1	1	-	-	1	-	-	-	-	-	-	3			3
Other Criminally Related Matters	2015	10	3	2	4	1	1	3	11	1	1	5	-	21			42
	2016	2	2	-	2	-	3	-	-	-	-	-	-	9	-57.1%	▼	9
Probates/Wills and Trusts - Lev	2016	-	-	1	-	-	1	-	-	-	-	-	-	2			2
Probates/Wills and Trusts - Level 2	2015	-	1	1	-	-	-	-	-	2	1	-	-	2			5
	2016	-	-	1	-	-	-	-	-	-	-	-	-	1	-50.0%	▼	1
Protective Orders	2015	-	-	-	-	-	1	-	-	-	-	-	-	1			1
Uncontested Divorce	2015	6	3	7	11	5	4	3	8	2	5	4	7	36			65
	2016	5	5	5	2	4	6	-	-	-	-	-	-	27	-25.0%	▼	27

Court: Goochland Circuit

Start/End Date: Jan-15 / Jun-16

2015 Average Month: 88

Jan-Jun 2015: 496

Filings Trending: ▲

Circuit/Court ID: 16

216075


Type of Case: Filings

2016 Average Month:96

Jan-Jun 2016 : 573

Overall AVG. Month: 90

Monthly Summary



Jan 15-Jun 16

Totals

	2015	2016
Civil	250	141
Criminal	260	148
Other	545	284
Total	1,055	573

Jan --- Jun Filings

496

2015

573

2016

Jan --- Jun Filings

	2015	2016	% Change	Trending
Civil	123	141	14.6%	▲
Criminal	128	148	15.6%	▲
Other	245	284	15.9%	▲
Total	496	573	15.5%	▲

	Jan	Feb	Mar	Apr	May	Jun	Jul	Aug	Sep	Oct	Nov	Dec	Thru Jun	% Change	Trending	Total
2015	75	89	95	89	70	78	86	92	63	101	67	150	496			1,055
2016	120	93	94	95	81	90	-	-	-	-	-	-	573	15.5%	▲	573

		Jan	Feb	Mar	Apr	May	Jun	Jul	Aug	Sep	Oct	Nov	Dec	Thru Jun	% Change	Trending	Total
Administrative Law	2015	-	1	-	1	-	-	-	-	-	-	-	-	2			2
Contested Divorce	2015	-	2	1	2	3	4	2	-	1	3	-	1	12			19
	2016	3	-	2	1	2	3	-	-	-	-	-	-	11	-8.3%	▼	11
Domestic and Family - Level 1	2015	4	1	-	3	2	-	-	1	1	3	2	1	10			18
	2016	2	1	-	-	-	1	-	-	-	-	-	-	4	-60.0%	▼	4
Domestic and Family - Level 2	2015	-	2	1	1	1	-	2	1	1	1	-	-	5			10
	2016	2	-	1	-	1	-	-	-	-	-	-	-	4	-20.0%	▼	4
General Civil - Level 1	2015	1	-	-	-	-	-	1	-	-	-	-	-	1			2
	2016	-	-	1	-	-	-	-	-	-	-	-	-	1	0.0%	↔	1
General Civil - Level 2	2015	6	2	10	1	-	3	5	5	8	3	2	1	22			46
	2016	3	6	7	1	5	2	-	-	-	-	-	-	24	9.1%	▲	24
General Civil - Level 3	2015	3	3	3	3	2	1	3	2	1	10	2	4	15			37
	2016	6	4	6	6	3	4	-	-	-	-	-	-	29	93.3%	▲	29
Miscellaneous	2015	43	50	48	49	40	40	42	45	38	55	40	121	270			611
	2016	70	65	49	47	42	44	-	-	-	-	-	-	317	17.4%	▲	317
Misdemeanor	2015	10	9	15	7	6	13	14	5	1	6	9	13	60			108
	2016	9	4	8	10	13	7	-	-	-	-	-	-	51	-15.0%	▼	51
Non-Capital Felonies and Related Matters	2015	6	5	7	17	8	5	9	22	3	10	10	7	48			109
	2016	17	6	8	19	8	20	-	-	-	-	-	-	78	62.5%	▲	78
Other	2015	-	1	1	-	1	1	1	1	1	1	1	-	4			9
	2016	1	-	3	2	1	2	-	-	-	-	-	-	9	125.0%	▲	9
Other Criminally Related Matters	2015	1	7	3	2	5	2	5	7	4	4	1	2	20			43
	2016	5	1	2	5	4	3	-	-	-	-	-	-	20	0.0%	↔	20
Probates/Wills and Trusts - Lev	2015	-	1	-	-	-	-	-	-	-	-	-	-	1			1
Probates/Wills and Trusts - Level 2	2015	1	-	1	1	-	1	-	-	-	-	-	-	4			4
	2016	-	-	1	-	1	-	-	-	-	-	-	-	2	-50.0%	▼	2
Uncontested Divorce	2015	-	5	5	2	2	8	2	3	4	5	-	-	22			36
	2016	2	6	6	4	1	4	-	-	-	-	-	-	23	4.5%	▲	23

Court: Greene Circuit

Start/End Date: Jan-15 / Jun-16

2015 Average Month: 88

Jan-Jun 2015: 519

Filings Trending: ▲

Circuit/Court ID: 16

216079


Type of Case: Filings

2016 Average Month:96

Jan-Jun 2016 : 575

Overall AVG. Month: 91

Monthly Summary



Jan 15-Jun 16

Totals

	2015	2016
Civil	210	106
Criminal	282	182
Other	564	287
Total	1,056	575

Jan --- Jun Filings

519

2015

575

2016

Jan --- Jun Filings

	2015	2016	% Change	Trending
Civil	126	106	-15.9%	▼
Criminal	147	182	23.8%	▲
Other	246	287	16.7%	▲
Total	519	575	10.8%	▲

	Jan	Feb	Mar	Apr	May	Jun	Jul	Aug	Sep	Oct	Nov	Dec	Thru Jun	% Change	Trending	Total
2015	84	86	93	78	81	97	67	74	67	85	87	157	519			1,056
2016	93	136	100	76	73	97	-	-	-	-	-	-	575	10.8%	▲	575

		Jan	Feb	Mar	Apr	May	Jun	Jul	Aug	Sep	Oct	Nov	Dec	Thru Jun	% Change	Trending	Total
Administrative Law	2016	-	-	-	-	-	1	-	-	-	-	-	-	1			1
Contested Divorce	2015	-	1	2	1	-	1	2	1	-	1	1	-	5			10
	2016	1	1	-	3	3	1	-	-	-	-	-	-	9	80.0%	▲	9
Domestic and Family - Level 1	2015	2	-	1	-	5	2	1	1	4	-	-	1	10			17
	2016	2	1	-	-	4	3	-	-	-	-	-	-	10	0.0%	↔	10
Domestic and Family - Level 2	2015	1	-	2	-	-	-	1	-	-	1	-	-	3			5
	2016	-	1	-	-	1	-	-	-	-	-	-	-	2	-33.3%	▼	2
General Civil - Level 1	2015	-	1	-	-	-	-	-	-	-	-	-	-	1			1
	2016	1	-	-	-	-	-	-	-	-	-	-	-	1	0.0%	↔	1
General Civil - Level 2	2015	5	2	4	1	-	5	1	1	2	3	1	2	17			27
	2016	1	4	3	1	3	3	-	-	-	-	-	-	15	-11.8%	▼	15
General Civil - Level 3	2015	-	2	2	1	8	3	-	1	2	-	1	2	16			22
	2016	1	1	1	4	1	1	-	-	-	-	-	-	9	-43.8%	▼	9
Miscellaneous	2015	43	44	41	43	42	57	37	50	44	51	46	121	270			619
	2016	52	80	61	32	34	41	-	-	-	-	-	-	300	11.1%	▲	300
Misdemeanor	2015	5	6	4	4	1	5	2	8	2	11	1	9	25			58
	2016	3	4	8	10	2	6	-	-	-	-	-	-	33	32.0%	▲	33
Non-Capital Felonies and Related Matters	2015	15	21	25	26	13	20	18	6	6	14	30	17	120			211
	2016	26	30	19	22	17	29	-	-	-	-	-	-	143	19.2%	▲	143
Other	2015	8	5	1	-	3	1	2	-	4	-	-	-	18			24
	2016	2	8	3	4	2	6	-	-	-	-	-	-	25	38.9%	▲	25
Other Criminally Related Matters	2015	1	-	-	-	1	-	2	2	1	2	1	4	2			14
	2016	1	2	-	-	1	3	-	-	-	-	-	-	7	250.0%	▲	7
Probates/Wills and Trusts - Level 2	2015	-	-	3	-	-	2	-	2	2	-	-	-	5			9
	2016	-	1	-	-	-	1	-	-	-	-	-	-	2	-60.0%	▼	2
Uncontested Divorce	2015	4	4	8	2	8	1	1	2	-	2	6	1	27			39
	2016	3	3	5	-	5	2	-	-	-	-	-	-	18	-33.3%	▼	18

Court: Louisa Circuit

Start/End Date: Jan-15 / Jun-16

2015 Average Month: 181

Jan-Jun 2015: 1,000

Filings Trending: ▲

Circuit/Court ID: 16

216109


Type of Case: Filings

2016 Average Month:187

Jan-Jun 2016 : 1,120

Overall AVG. Month: 183

Monthly Summary




Jan 15-Jun 16

Totals

	2015	2016
Civil	435	185
Criminal	857	351
Other	882	584
Total	2,174	1,120

Jan --- Jun Filings



20152016

Jan --- Jun Filings

	2015	2016	% Change	Trending
Civil	195	185	-5.1%	▼
Criminal	418	351	-16.0%	▼
Other	387	584	50.9%	▲
Total	1,000	1,120	12.0%	▲

	Jan	Feb	Mar	Apr	May	<u>Jun</u>	Jul	Aug	Sep	Oct	Nov	Dec	Thru Jun	% Change	Trending	<u>Total</u>
2015	178	184	159	179	145	155	156	143	254	127	186	308	1,000			2,174
2016	257	191	212	163	163	134	-	-	-	-	-	-	1,120	12.0%	▲	1,120

		Jan	Feb	Mar	Apr	May	<u>Jun</u>	Jul	Aug	Sep	Oct	Nov	Dec	Thru Jun	% Change	Trending	<u>Total</u>
Administrative Law	2015	1	-	1	-	1	-	2	-	-	-	-	1	3			6
	2016	-	-	2	-	-	-	-	-	-	-	-	-	2	-33.3%	▼	2
Contested Divorce	2015	1	2	1	4	1	1	2	4	3	4	2	1	10			26
	2016	2	4	4	4	1	-	-	-	-	-	-	-	15	50.0%	▲	15
Domestic and Family - Level 1	2015	-	8	-	3	-	2	1	11	-	3	-	13	13			41
	2016	-	1	-	1	-	2	-	-	-	-	-	-	4	-69.2%	▼	4
Domestic and Family - Level 2	2015	-	4	-	1	-	-	2	1	-	-	3	1	5			12
	2016	-	-	1	-	1	1	-	-	-	-	-	-	3	-40.0%	▼	3
General Civil - Level 1	2015	3	1	-	-	-	1	-	-	-	-	-	-	5			5
	2016	-	1	-	-	-	-	-	-	-	-	-	-	1	-80.0%	▼	1
General Civil - Level 2	2015	7	5	4	6	4	5	7	8	7	7	13	7	31			80
	2016	5	3	6	3	5	2	-	-	-	-	-	-	24	-22.6%	▼	24
General Civil - Level 3	2015	2	1	1	9	5	4	5	2	2	7	4	9	22			51
	2016	6	13	1	-	3	1	-	-	-	-	-	-	24	9.1%	▲	24
Miscellaneous	2015	56	54	73	45	53	49	40	42	61	55	61	129	330			718
	2016	101	102	100	86	69	60	-	-	-	-	-	-	518	57.0%	▲	518
Misdemeanor	2015	25	20	21	17	21	24	27	8	15	15	19	27	128			239
	2016	27	7	28	16	22	21	-	-	-	-	-	-	121	-5.5%	▼	121
Non-Capital Felonies and Related Matters	2015	56	62	22	67	25	35	34	43	151	13	64	8	267			580
	2016	82	28	38	23	28	17	-	-	-	-	-	-	216	-19.1%	▼	216
Other	2015	20	22	21	15	21	24	21	15	6	14	16	102	123			297
	2016	23	17	18	20	25	19	-	-	-	-	-	-	122	-0.8%	▼	122
Other Criminally Related Matters	2015	3	3	5	5	4	5	8	3	3	-	1	1	25			41
	2016	3	-	4	2	1	6	-	-	-	-	-	-	16	-36.0%	▼	16
Probates/Wills and Trusts - Lev	2015	-	1	-	-	-	-	-	-	-	1	-	-	1			2
Probates/Wills and Trusts - Level 2	2015	1	-	-	2	3	-	-	-	-	-	-	1	6			7
	2016	1	2	-	-	2	2	-	-	-	-	-	-	7	16.7%	▲	7
Uncontested Divorce	2015	3	1	10	5	7	5	7	6	6	8	3	8	31			69
	2016	7	13	10	8	6	3	-	-	-	-	-	-	47	51.6%	▲	47

Court: Madison Circuit

Start/End Date: Jan-15 / Jun-16

2015 Average Month: 62

Jan-Jun 2015: 331

Filings Trending: ▲

Circuit/Court ID: 16

216113


Type of Case: Filings

2016 Average Month:68

Jan-Jun 2016 : 407

Overall AVG. Month: 64

Monthly Summary



Jan 15-Jun 16

Totals

	2015	2016
Civil	165	66
Criminal	181	90
Other	399	251
Total	745	407

Jan --- Jun Filings

331

407

2015

2016

Jan --- Jun Filings

	2015	2016	% Change	Trending
Civil	79	66	-16.5%	▼
Criminal	85	90	5.9%	▲
Other	167	251	50.3%	▲
Total	331	407	23.0%	▲

	Jan	Feb	Mar	Apr	May	Jun	Jul	Aug	Sep	Oct	Nov	Dec	Thru Jun	% Change	Trending	Total
2015	40	70	62	66	40	53	66	55	54	93	34	112	331			745
2016	75	66	75	84	53	54	-	-	-	-	-	-	407	23.0%	▲	407

		Jan	Feb	Mar	Apr	May	Jun	Jul	Aug	Sep	Oct	Nov	Dec	Thru Jun	% Change	Trending	Total
Contested Divorce	2015	-	1	1	2	1	1	2	-	-	1	1	-	6			10
	2016	-	-	1	-	2	1	-	-	-	-	-	-	4	-33.3%	▼	4
Domestic and Family - Level 1	2015	-	2	2	4	-	6	1	3	-	2	-	1	14			21
	2016	-	-	-	2	2	1	-	-	-	-	-	-	5	-64.3%	▼	5
Domestic and Family - Level 2	2015	1	1	3	-	1	-	-	1	-	-	-	-	6			7
	2016	1	-	1	1	1	-	-	-	-	-	-	-	4	-33.3%	▼	4
General Civil - Level 2	2015	-	1	3	3	-	4	3	3	1	-	2	-	11			20
	2016	1	-	1	3	1	2	-	-	-	-	-	-	8	-27.3%	▼	8
General Civil - Level 3	2015	-	1	1	3	6	1	1	-	1	3	1	-	12			18
	2016	1	-	1	-	-	-	-	-	-	-	-	-	2	-83.3%	▼	2
Miscellaneous	2015	26	25	23	23	16	14	31	15	34	35	22	35	127			299
	2016	45	32	43	47	29	20	-	-	-	-	-	-	216	70.1%	▲	216
Misdemeanor	2015	2	10	8	6	3	5	3	10	3	8	1	-	34			59
	2016	4	6	3	6	2	4	-	-	-	-	-	-	25	-26.5%	▼	25
Non-Capital Felonies and Related Matters	2015	2	9	3	12	5	14	5	7	3	30	2	17	45			109
	2016	9	14	10	10	6	13	-	-	-	-	-	-	62	37.8%	▲	62
Other	2015	8	15	16	6	5	7	17	13	9	12	4	56	57			168
	2016	12	12	8	10	6	9	-	-	-	-	-	-	57	0.0%	↔	57
Other Criminally Related Matters	2015	-	4	-	1	-	1	1	1	3	1	-	1	6			13
	2016	-	1	1	1	-	-	-	-	-	-	-	-	3	-50.0%	▼	3
Probates/Wills and Trusts - Lev	2016	-	-	-	1	-	-	-	-	-	-	-	-	1			1
Probates/Wills and Trusts - Level 2	2015	-	-	-	-	1	-	-	2	-	-	-	-	1			3
	2016	1	-	1	-	1	-	-	-	-	-	-	-	3	200.0%	▲	3
Uncontested Divorce	2015	1	1	2	6	2	-	2	-	-	1	1	2	12			18
	2016	1	1	5	3	3	4	-	-	-	-	-	-	17	41.7%	▲	17

Court: Orange Circuit

Start/End Date: Jan-15 / Jun-16

2015 Average Month: 151

Jan-Jun 2015: 868

Filings Trending: ▲

Circuit/Court ID: 16

216137


Type of Case: Filings

2016 Average Month:186

Jan-Jun 2016 : 1,116

Overall AVG. Month: 162

Monthly Summary

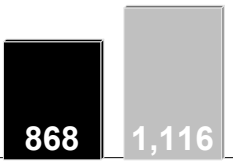


Jan 15-Jun 16

Totals

	2015	2016
Civil	386	180
Criminal	780	456
Other	640	480
Total	1,806	1,116

Jan --- Jun Filings



868 2015 1,116 2016

Jan --- Jun Filings

	2015	2016	% Change	Trending
Civil	184	180	-2.2%	▼
Criminal	419	456	8.8%	▲
Other	265	480	81.1%	▲
Total	868	1,116	28.6%	▲

	Jan	Feb	Mar	Apr	May	<u>Jun</u>	Jul	Aug	Sep	Oct	Nov	Dec	Thru Jun	% Change	Trending	Total
2015	140	97	211	132	187	101	160	86	178	124	208	182	868			1,806
2016	173	197	235	201	183	127	-	-	-	-	-	-	1,116	28.6%	▲	1,116

		Jan	Feb	Mar	Apr	May	<u>Jun</u>	Jul	Aug	Sep	Oct	Nov	Dec	Thru Jun	% Change	Trending	Total
Administrative Law	2015	-	1	-	-	1	-	-	-	-	-	2	-	2			4
	2016	-	-	-	1	-	-	-	-	-	-	-	-	1	-50.0%	▼	1
Capital Murder	2015	-	-	-	1	-	-	-	-	-	-	-	-	1			1
	2016	-	-	-	1	-	-	-	-	-	-	-	-	-			-
Contested Divorce	2015	3	3	6	5	4	3	5	4	3	2	3	3	24			44
	2016	5	2	4	2	2	1	-	-	-	-	-	-	16	-33.3%	▼	16
Domestic and Family - Level 1	2015	4	4	1	5	-	1	6	-	4	-	7	1	15			33
	2016	1	6	5	-	1	2	-	-	-	-	-	-	15	0.0%	↔	15
Domestic and Family - Level 2	2015	2	-	2	4	1	3	2	1	1	-	3	-	12			19
	2016	1	-	-	2	2	3	-	-	-	-	-	-	8	-33.3%	▼	8
General Civil - Level 1	2015	-	-	-	-	-	-	1	1	1	-	1	-	0			4
General Civil - Level 2	2015	5	3	5	4	6	4	8	3	3	5	9	9	27	0.0%	↔	64
	2016	2	2	2	7	3	4	-	-	-	-	-	-	20	-25.9%	▼	20
General Civil - Level 3	2015	2	5	7	1	3	-	3	3	4	2	1	2	18			33
	2016	6	6	3	1	10	4	-	-	-	-	-	-	30	66.7%	▲	30
Miscellaneous	2015	45	48	60	51	42	61	52	46	61	65	76	119	307			726
	2016	86	123	120	60	64	64	-	-	-	-	-	-	517	68.4%	▲	517
Misdemeanor	2015	13	1	24	12	22	4	22	8	30	3	24	7	76			170
	2016	10	12	14	8	16	5	-	-	-	-	-	-	65	-14.5%	▼	65
Non-Capital Felonies and Related Matters	2015	60	24	96	42	98	12	41	14	57	29	70	23	332			566
	2016	51	37	78	107	75	28	-	-	-	-	-	-	376	13.3%	▲	376
Other	2015	-	2	2	1	1	5	1	2	4	8	3	2	11			31
	2016	2	4	2	4	2	4	-	-	-	-	-	-	18	63.6%	▲	18
Other Criminally Related Matters	2015	-	3	3	-	5	-	12	-	5	4	6	8	11			46
	2016	5	1	1	-	4	3	-	-	-	-	-	-	14	27.3%	▲	14
Probates/Wills and Trusts - Level 2	2015	-	-	-	1	-	1	-	2	-	1	-	1	2			6
	2016	1	-	1	1	1	1	-	-	-	-	-	-	5	150.0%	▲	5
Uncontested Divorce	2015	6	3	5	6	4	7	7	2	5	5	3	7	31			60
	2016	3	4	5	7	3	8	-	-	-	-	-	-	30	-3.2%	▼	30

Court: Charlottesville Circuit

Start/End Date: Jan-15 / Jun-16

2015 Average Month: 126

Jan-Jun 2015: 744

Filings Trending: ▲

Circuit/Court ID: 16

216540


Type of Case: Filings

2016 Average Month:130

Jan-Jun 2016 : 777

Overall AVG. Month: 127

Monthly Summary



Jan 15-Jun 16

Totals

	2015	2016
Civil	414	218
Criminal	915	457
Other	180	102
Total	1,509	777

Jan --- Jun Filings

744

2015

777

2016

Jan --- Jun Filings

	2015	2016	% Change	Trending
Civil	210	218	3.8%	▲
Criminal	456	457	-	↔
Other	78	102	30.8%	▲
Total	744	777	4.4%	▲

	Jan	Feb	Mar	Apr	May	Jun	Jul	Aug	Sep	Oct	Nov	Dec	Thru Jun	% Change	Trending	Total
2015	114	131	121	137	110	131	137	138	109	134	98	149	744			1,509
2016	105	163	151	110	104	144	-	-	-	-	-	-	777	4.4%	▲	777

		Jan	Feb	Mar	Apr	May	Jun	Jul	Aug	Sep	Oct	Nov	Dec	Thru Jun	% Change	Trending	Total
Administrative Law	2015	-	-	-	1	3	1	1	-	-	1	1	-	5			8
	2016	1	1	-	-	-	2	-	-	-	-	-	-	4	-20.0%	▼	4
Capital Murder	2015	-	-	-	-	-	1	-	-	-	-	-	-	1			1
	2016	1	1	5	2	2	2	2	2	1	-	2	3	13			23
Contested Divorce	2015	-	-	-	-	-	-	-	-	-	-	-	-	8	-38.5%	▼	8
	2016	-	1	1	1	2	3	-	-	-	-	-	-	8			8
Domestic and Family - Level 1	2015	4	3	2	4	1	6	3	-	2	4	2	5	20			36
	2016	4	5	4	1	5	-	-	-	-	-	-	-	19	-5.0%	▼	19
Domestic and Family - Level 2	2015	3	2	1	1	1	2	1	3	2	3	-	3	10			22
	2016	1	2	3	3	6	2	-	-	-	-	-	-	17	70.0%	▲	17
General Civil - Level 1	2015	1	2	-	2	-	-	2	2	-	3	-	1	5			13
	2016	1	2	-	-	-	1	-	-	-	-	-	-	4	-20.0%	▼	4
General Civil - Level 2	2015	6	15	12	6	8	7	4	5	5	14	5	6	54			93
	2016	1	7	9	3	8	9	-	-	-	-	-	-	37	-31.5%	▼	37
General Civil - Level 3	2015	5	7	5	4	5	4	5	3	5	4	3	3	30			53
	2016	4	-	8	5	9	2	-	-	-	-	-	-	28	-6.7%	▼	28
Miscellaneous	2015	26	21	20	20	20	18	28	27	28	18	21	40	125			287
	2016	28	37	35	16	22	30	-	-	-	-	-	-	168	34.4%	▲	168
Misdemeanor	2015	14	22	4	14	16	27	18	20	14	7	18	23	97			197
	2016	19	21	22	21	11	24	-	-	-	-	-	-	118	21.6%	▲	118
Non-Capital Felonies and Related Matters	2015	47	54	64	76	51	52	61	62	45	70	41	56	344			679
	2016	41	76	60	49	34	59	-	-	-	-	-	-	319	-7.3%	▼	319
Other	2015	-	-	-	-	-	-	1	-	-	-	-	-	0			1
	2016	2	-	-	2	-	1	-	-	-	-	-	-	5	0.0%	↔	5
Other Criminally Related Matters	2015	3	3	2	1	2	3	6	6	2	6	1	4	14			39
	2016	2	2	4	6	3	4	-	-	-	-	-	-	21	50.0%	▲	21
Probates/Wills and Trusts - Lev	2015	1	-	-	-	-	-	-	-	-	1	-	-	1			2
Probates/Wills and Trusts - Level 2	2015	-	1	1	-	-	5	-	1	-	1	2	1	7			12
	2016	1	1	1	1	1	3	-	-	-	-	-	-	8	14.3%	▲	8
Uncontested Divorce	2015	3	-	5	6	1	3	5	7	5	2	2	4	18			43
	2016	-	8	4	2	3	4	-	-	-	-	-	-	21	16.7%	▲	21

Court: Arlington Circuit

Start/End Date: Jan-15 / Jun-16

2015 Average Month: 804

Jan-Jun 2015: 4,649

Filings Trending: ▲

Circuit/Court ID: 17

217013


Type of Case: Filings

2016 Average Month:874

Jan-Jun 2016 : 5,243

Overall AVG. Month: 827

Monthly Summary



Jan 15-Jun 16

Totals

	2015	2016
Civil	2,408	1,226
Criminal	4,264	2,301
Other	2,975	1,716
Total	9,647	5,243

Jan --- Jun Filings

4,649

2015

5,243

2016

Jan --- Jun Filings

	2015	2016	% Change	Trending
Civil	1,199	1,226	2.3%	▲
Criminal	2,120	2,301	8.5%	▲
Other	1,330	1,716	29.0%	▲
Total	4,649	5,243	12.8%	▲

	Jan	Feb	Mar	Apr	May	Jun	Jul	Aug	Sep	Oct	Nov	Dec	Thru Jun	% Change	Trending	Total
2015	716	703	837	858	721	814	798	744	707	837	796	1,116	4,649			9,647
2016	843	822	781	878	951	968	-	-	-	-	-	-	5,243	12.8%	▲	5,243

		Jan	Feb	Mar	Apr	May	Jun	Jul	Aug	Sep	Oct	Nov	Dec	Thru Jun	% Change	Trending	Total
Administrative Law	2015	1	-	2	-	-	2	1	1	-	1	2	-	5			10
	2016	-	4	2	2	3	-	-	-	-	-	-	-	11	120.0%	▲	11
Contested Divorce	2015	14	8	18	30	13	24	20	16	21	18	18	21	107			221
	2016	14	17	21	20	22	14	-	-	-	-	-	-	108	0.9%	▲	108
Domestic and Family - Level 1	2015	8	11	7	10	6	4	7	22	15	3	9	15	46			117
	2016	16	2	13	10	10	10	-	-	-	-	-	-	61	32.6%	▲	61
Domestic and Family - Level 2	2015	6	9	7	9	5	10	2	7	5	7	12	10	46			89
	2016	5	8	4	4	6	4	-	-	-	-	-	-	31	-32.6%	▼	31
General Civil - Level 1	2015	1	2	5	2	2	2	2	-	4	2	-	3	14			25
	2016	3	3	2	4	3	3	-	-	-	-	-	-	18	28.6%	▲	18
General Civil - Level 2	2015	39	23	37	34	43	41	38	38	35	36	36	41	217			441
	2016	28	58	43	31	41	56	-	-	-	-	-	-	257	18.4%	▲	257
General Civil - Level 3	2015	8	9	17	7	14	9	12	12	8	15	9	8	64			128
	2016	4	6	13	14	3	13	-	-	-	-	-	-	53	-17.2%	▼	53
Miscellaneous	2015	160	148	130	161	131	142	163	159	148	151	178	274	872			1,945
	2016	179	188	176	143	158	178	-	-	-	-	-	-	1,022	17.2%	▲	1,022
Misdemeanor	2015	45	51	71	60	56	53	40	43	38	56	71	70	336			654
	2016	59	63	58	70	77	93	-	-	-	-	-	-	420	25.0%	▲	420
Non-Capital Felonies and Related Matters	2015	187	193	238	297	220	253	257	242	217	282	223	277	1,388			2,886
	2016	163	254	186	278	340	327	-	-	-	-	-	-	1,548	11.5%	▲	1,548
Other	2015	124	174	150	155	128	190	178	108	146	144	153	296	921			1,946
	2016	300	125	151	220	200	170	-	-	-	-	-	-	1,166	26.6%	▲	1,166
Other Criminally Related Matters	2015	86	49	114	43	66	47	40	59	37	78	50	72	405			741
	2016	41	63	70	56	51	55	-	-	-	-	-	-	336	-17.0%	▼	336
Probates/Wills and Trusts - Level 1	2015	-	1	2	2	6	2	4	2	2	1	1	1	13			24
	2016	4	1	4	2	1	2	-	-	-	-	-	-	14	7.7%	▲	14
Probates/Wills and Trusts - Level 2	2015	8	5	11	13	9	7	5	8	7	9	8	9	53			99
	2016	9	11	14	8	10	8	-	-	-	-	-	-	60	13.2%	▲	60
Uncontested Divorce	2015	29	20	28	35	22	28	29	27	24	34	26	19	162			321
	2016	18	19	24	16	26	35	-	-	-	-	-	-	138	-14.8%	▼	138

Court: Fauquier Circuit

Start/End Date: Jan-15 / Jun-16

2015 Average Month: 298

Jan-Jun 2015: 1,687

Filings Trending: ▲

Circuit/Court ID: 20

220061


Type of Case: Filings

2016 Average Month:332

Jan-Jun 2016 : 1,993

Overall AVG. Month: 309

Monthly Summary



Jan 15-Jun 16

Totals

	2015	2016
Civil	791	449
Criminal	959	578
Other	1,826	966
Total	3,576	1,993

Jan --- Jun Filings

1,687

2015

1,993

2016

Jan --- Jun Filings

	2015	2016	% Change	Trending
Civil	400	449	12.3%	▲
Criminal	519	578	11.4%	▲
Other	768	966	25.8%	▲
Total	1,687	1,993	18.1%	▲

	Jan	Feb	Mar	Apr	May	Jun	Jul	Aug	Sep	Oct	Nov	Dec	Thru Jun	% Change	Trending	Total
2015	266	290	317	269	295	250	267	238	229	245	326	584	1,687			3,576
2016	405	353	385	282	306	262	-	-	-	-	-	-	1,993	18.1%	▲	1,993

		Jan	Feb	Mar	Apr	May	Jun	Jul	Aug	Sep	Oct	Nov	Dec	Thru Jun	% Change	Trending	Total
Administrative Law	2015	-	-	-	-	-	-	-	2	-	-	-	1	0			3
	2016	-	1	-	-	-	-	-	-	-	-	-	-	1	0.0%	↔	1
Contested Divorce	2015	5	7	3	4	5	7	2	3	8	4	4	4	31			56
	2016	5	7	7	2	6	4	-	-	-	-	-	-	31	0.0%	↔	31
Domestic and Family - Level 1	2015	3	3	-	-	5	7	8	1	2	6	4	-	18			39
	2016	3	4	3	3	2	2	-	-	-	-	-	-	17	-5.6%	▼	17
Domestic and Family - Level 2	2015	1	3	5	3	4	2	3	3	2	-	2	4	18			32
	2016	1	6	3	2	8	1	-	-	-	-	-	-	21	16.7%	▲	21
General Civil - Level 1	2015	1	-	2	2	1	1	-	1	-	-	-	1	7			9
	2016	1	2	3	-	1	-	-	-	-	-	-	-	7	0.0%	↔	7
General Civil - Level 2	2015	7	15	20	11	14	14	12	11	11	11	8	10	81			144
	2016	12	11	12	14	18	9	-	-	-	-	-	-	76	-6.2%	▼	76
General Civil - Level 3	2015	1	3	1	7	6	2	3	4	1	5	7	7	20			47
	2016	2	6	6	5	7	5	-	-	-	-	-	-	31	55.0%	▲	31
Miscellaneous	2015	104	127	129	109	106	110	106	115	102	100	137	253	685			1,498
	2016	208	208	175	126	102	99	-	-	-	-	-	-	918	34.0%	▲	918
Misdemeanor	2015	14	22	17	14	33	17	19	13	12	23	33	25	117			242
	2016	21	18	40	18	29	26	-	-	-	-	-	-	152	29.9%	▲	152
Non-Capital Felonies and Related Matters	2015	90	53	80	65	67	24	52	39	38	46	81	32	379			667
	2016	101	54	87	43	80	31	-	-	-	-	-	-	396	4.5%	▲	396
Other	2015	25	38	39	41	35	54	40	32	40	32	28	229	232			633
	2016	37	19	26	36	33	61	-	-	-	-	-	-	212	-8.6%	▼	212
Other Criminally Related Matters	2015	7	1	4	2	5	4	5	3	2	6	9	3	23			51
	2016	4	3	5	5	8	6	-	-	-	-	-	-	31	34.8%	▲	31
Probates/Wills and Trusts - Lev	2015	-	-	1	1	-	-	-	-	-	-	-	-	2			2
Probates/Wills and Trusts - Level 2	2015	2	4	-	5	1	2	1	-	-	2	-	-	14			17
	2016	1	2	1	2	1	5	-	-	-	-	-	-	12	-14.3%	▼	12
Protective Orders	2015	1	1	1	-	-	1	2	1	1	1	1	-	4			10
	2016	-	2	2	3	-	2	-	-	-	-	-	-	9	125.0%	▲	9
Uncontested Divorce	2015	5	13	15	5	13	5	14	10	10	9	12	15	56			126
	2016	9	10	15	23	11	11	-	-	-	-	-	-	79	41.1%	▲	79

Court: Loudoun Circuit

Start/End Date: Jan-15 / Jun-16

2015 Average Month: 879

Jan-Jun 2015: 4,909

Filings Trending: ▲

Circuit/Court ID: 20

220107


Type of Case: Filings

2016 Average Month:901

Jan-Jun 2016 : 5,407

Overall AVG. Month: 886

Monthly Summary



Jan 15-Jun 16

Totals

	2015	2016
Civil	4,425	2,273
Criminal	2,541	1,176
Other	3,577	1,958
Total	10,543	5,407

Jan --- Jun Filings

4,909

2015

5,407

2016

Jan --- Jun Filings

	2015	2016	% Change	Trending
Civil	2,182	2,273	4.2%	▲
Criminal	1,208	1,176	-2.6%	▼
Other	1,519	1,958	28.9%	▲
Total	4,909	5,407	10.1%	▲

	Jan	Feb	Mar	Apr	May	Jun	Jul	Aug	Sep	Oct	Nov	Dec	Thru Jun	% Change	Trending	Total
2015	785	748	797	883	816	880	928	859	863	841	900	1,243	4,909			10,543
2016	924	904	1,008	824	824	923	-	-	-	-	-	-	5,407	10.1%	▲	5,407

		Jan	Feb	Mar	Apr	May	Jun	Jul	Aug	Sep	Oct	Nov	Dec	Thru Jun	% Change	Trending	Total
Administrative Law	2015	8	3	4	1	1	5	6	5	-	2	3	1	22			39
	2016	1	-	-	2	1	2	-	-	-	-	-	-	6	-72.7%	▼	6
Capital Murder	2015	-	5	-	-	-	-	-	-	-	-	-	-	5			5
	2016	17	18	23	23	21	12	35	22	17	24	27	18	114	7.9%	▲	257
Contested Divorce	2015	20	19	22	15	20	27	-	-	-	-	-	-	123			123
	2016	32	24	27	20	30	19	22	8	33	18	20	43	152	-40.8%	▼	296
Domestic and Family - Level 1	2015	12	19	18	15	8	18	-	-	-	-	-	-	90			90
	2016	13	8	15	15	15	13	11	12	7	16	11	9	79	-25.3%	▼	145
Domestic and Family - Level 2	2015	7	7	14	9	12	10	-	-	-	-	-	-	59			59
	2016	-	3	-	4	4	1	1	4	2	1	1	3	12			24
General Civil - Level 1	2015	2	1	5	1	1	2	-	-	-	-	-	-	12	0.0%	↔	12
	2016	22	46	46	56	54	48	53	43	42	45	49	38	272	2.6%	▲	542
General Civil - Level 2	2015	37	49	43	47	56	47	-	-	-	-	-	-	279			279
	2016	24	18	30	28	32	33	29	21	31	30	18	32	165	48.5%	▲	326
General Civil - Level 3	2015	31	40	58	29	37	50	-	-	-	-	-	-	245			245
	2016	394	379	372	404	362	405	433	414	411	402	502	839	2,316	29.3%	▲	5,317
Miscellaneous	2015	572	516	508	459	439	500	-	-	-	-	-	-	2,994			2,994
	2016	39	40	37	55	36	42	45	44	45	52	40	45	249	-6.8%	▼	520
Misdemeanor	2015	31	37	60	47	23	34	-	-	-	-	-	-	232			232
	2016	119	101	111	132	121	154	155	121	140	134	136	131	738	-6.9%	▼	1,555
Non-Capital Felonies and Related Matters	2015	97	100	163	78	129	120	-	-	-	-	-	-	687			687
	2016	23	9	39	25	22	42	17	37	-	1	1	1	160	-92.5%	▼	217
Other	2015	5	1	2	3	1	-	-	-	-	-	-	-	12			12
	2016	29	34	31	43	50	32	41	53	55	51	21	26	219	17.8%	▲	466
Other Criminally Related Matters	2015	48	48	55	43	26	38	-	-	-	-	-	-	258			258
	2016	-	-	-	-	1	-	1	-	2	-	2	1	1	200.0%	▲	7
Probates/Wills and Trusts - Level 1	2015	-	-	1	-	1	1	-	-	-	-	-	-	3			3
	2016	8	8	7	13	5	13	9	11	6	7	9	1	54	-11.1%	▼	97
Probates/Wills and Trusts - Level 2	2015	4	9	5	6	12	12	-	-	-	-	-	-	48			48
	2016	57	52	55	64	62	61	70	64	72	58	60	55	351	2.3%	▲	730
Uncontested Divorce	2015	57	58	54	70	58	62	-	-	-	-	-	-	359			359
	2016	57	58	54	70	58	62	-	-	-	-	-	-	359			359

Court: Rappahannock Circuit

Start/End Date: Jan-15 / Jun-16

2015 Average Month: 36

Jan-Jun 2015: 209

Filings Trending: ▲

Circuit/Court ID: 20

220157


Type of Case: Filings

2016 Average Month:39

Jan-Jun 2016 : 236

Overall AVG. Month: 37

Monthly Summary



Jan 15-Jun 16

Totals

	2015	2016
Civil	95	60
Criminal	93	62
Other	248	114
Total	436	236

Jan --- Jun Filings

209

2015

236

2016

Jan --- Jun Filings

	2015	2016	% Change	Trending
Civil	50	60	20.0%	▲
Criminal	53	62	17.0%	▲
Other	106	114	7.5%	▲
Total	209	236	12.9%	▲

	Jan	Feb	Mar	Apr	May	Jun	Jul	Aug	Sep	Oct	Nov	Dec	Thru Jun	% Change	Trending	Total
2015	31	29	45	29	38	37	39	24	39	37	28	60	209			436
2016	43	45	39	57	30	22	-	-	-	-	-	-	236	12.9%	▲	236

		Jan	Feb	Mar	Apr	May	Jun	Jul	Aug	Sep	Oct	Nov	Dec	Thru Jun	% Change	Trending	Total
Contested Divorce	2015	1	1	-	-	1	-	-	1	1	-	-	-	3			5
	2016	1	1	1	-	-	-	-	-	-	-	-	-	3	0.0%	↔	3
Domestic and Family - Level 1	2015	-	-	-	1	-	-	-	4	-	-	2	-	1			7
	2016	-	-	-	-	-	2	-	-	-	-	-	-	2	100.0%	▲	2
Domestic and Family - Level 2	2015	-	-	-	-	3	1	-	-	-	-	-	-	4			4
	2016	-	-	3	1	-	1	-	-	-	-	-	-	5	25.0%	▲	5
General Civil - Level 2	2015	-	-	6	2	-	2	-	1	3	-	1	4	10			19
	2016	-	3	2	-	-	1	-	-	-	-	-	-	6	-40.0%	▼	6
General Civil - Level 3	2015	2	-	-	2	1	1	-	-	2	2	-	3	6			13
	2016	-	1	1	1	-	2	-	-	-	-	-	-	5	-16.7%	▼	5
Miscellaneous	2015	9	13	14	10	10	14	13	12	15	21	13	31	70			175
	2016	24	30	19	10	17	8	-	-	-	-	-	-	108	54.3%	▲	108
Misdemeanor	2015	4	2	2	2	-	3	7	-	3	3	2	1	13			29
	2016	2	3	1	4	3	-	-	-	-	-	-	-	13	0.0%	↔	13
Non-Capital Felonies and Related Matters	2015	8	2	11	5	12	-	10	1	2	3	5	1	38			60
	2016	9	1	2	33	2	1	-	-	-	-	-	-	48	26.3%	▲	48
Other	2015	6	7	10	5	7	11	7	5	10	7	5	18	46			98
	2016	6	5	8	5	4	6	-	-	-	-	-	-	34	-26.1%	▼	34
Other Criminally Related Matters	2015	-	-	1	-	1	-	2	-	-	-	-	-	2			4
	2016	-	-	-	-	1	-	-	-	-	-	-	-	1	-50.0%	▼	1
Probates/Wills and Trusts - Lev	2015	1	-	-	1	-	1	-	-	-	-	-	-	3			3
Uncontested Divorce	2015	-	4	1	1	3	4	-	-	3	1	-	2	13			19
	2016	1	1	2	3	3	1	-	-	-	-	-	-	11	-15.4%	▼	11

Court: Henry Circuit

Start/End Date: Jan-15 / Jun-16

2015 Average Month: 308

Jan-Jun 2015: 1,964

Filings Trending: ▲

Circuit/Court ID: 21

221089


Type of Case: Filings

2016 Average Month:401

Jan-Jun 2016 : 2,407

Overall AVG. Month: 339

Monthly Summary




Jan 15-Jun 16

Totals

	2015	2016
Civil	748	411
Criminal	1,701	1,074
Other	1,248	922
Total	3,697	2,407

Jan --- Jun Filings



1,964 2,407

2015 2016

Jan --- Jun Filings

	2015	2016	% Change	Trending
Civil	390	411	5.4%	▲
Criminal	885	1,074	21.4%	▲
Other	689	922	33.8%	▲
Total	1,964	2,407	22.6%	▲

	Jan	Feb	Mar	Apr	May	Jun	Jul	Aug	Sep	Oct	Nov	Dec	Thru Jun	% Change	Trending	Total
2015	364	294	408	320	291	287	281	239	327	307	305	274	1,964			3,697
2016	410	502	553	379	346	217	-	-	-	-	-	-	2,407	22.6%	▲	2,407

		Jan	Feb	Mar	Apr	May	Jun	Jul	Aug	Sep	Oct	Nov	Dec	Thru Jun	% Change	Trending	Total
Administrative Law	2015	-	-	-	1	-	-	-	-	-	-	-	-	1			1
Contested Divorce	2015	7	12	9	9	12	9	6	5	9	3	5	8	58			94
	2016	2	7	12	7	3	9	-	-	-	-	-	-	40	-31.0%	▼	40
Domestic and Family - Level 1	2015	2	6	5	1	1	4	6	4	4	1	7	-	19			41
	2016	3	9	2	3	6	3	-	-	-	-	-	-	26	36.8%	▲	26
Domestic and Family - Level 2	2015	1	3	1	-	1	3	1	1	2	-	2	-	9			15
	2016	2	4	-	1	2	-	-	-	-	-	-	-	9	0.0%	↔	9
General Civil - Level 1	2015	-	-	1	1	2	-	-	-	-	-	1	1	4			6
General Civil - Level 2	2015	9	4	6	9	8	1	3	7	5	17	6	11	37			86
	2016	7	7	4	4	6	8	-	-	-	-	-	-	36	-2.7%	▼	36
General Civil - Level 3	2015	1	7	9	5	8	1	3	5	5	7	2	2	31			55
	2016	9	16	6	7	3	4	-	-	-	-	-	-	45	45.2%	▲	45
Miscellaneous	2015	125	114	90	115	64	61	83	41	124	88	73	97	569			1,075
	2016	190	201	155	204	109	67	-	-	-	-	-	-	926	62.7%	▲	926
Misdemeanor	2015	46	18	65	38	34	39	32	47	35	43	53	53	240			503
	2016	42	75	48	30	54	33	-	-	-	-	-	-	282	17.5%	▲	282
Non-Capital Felonies and Related Matters	2015	147	58	138	105	114	42	75	90	85	71	118	69	604			1,112
	2016	122	115	275	62	113	50	-	-	-	-	-	-	737	22.0%	▲	737
Other	2015	14	37	41	17	25	103	36	12	38	45	12	15	237			395
	2016	16	38	28	17	20	17	-	-	-	-	-	-	136	-42.6%	▼	136
Other Criminally Related Matters	2015	2	7	16	1	8	7	5	8	6	13	13	4	41			90
	2016	6	8	9	11	13	10	-	-	-	-	-	-	57	39.0%	▲	57
Probates/Wills and Trusts - Level 1	2015	-	-	1	1	1	-	-	-	-	-	-	-	3			3
	2016	-	2	1	-	-	-	-	-	-	-	-	-	3	0.0%	↔	3
Probates/Wills and Trusts - Level 2	2015	1	1	3	1	3	1	5	2	2	4	-	-	10			23
	2016	1	2	1	7	2	2	-	-	-	-	-	-	15	50.0%	▲	15
Protective Orders	2015	-	-	-	-	-	-	-	-	-	-	-	1	0			1
Uncontested Divorce	2015	9	27	23	16	10	16	26	17	12	15	13	13	101	0.0%	↔	197
	2016	10	18	12	26	15	14	-	-	-	-	-	-	95	-5.9%	▼	95

Court: Patrick Circuit

Start/End Date: Jan-15 / Jun-16

2015 Average Month: 110

Jan-Jun 2015: 682

Filings Trending: ▲

Circuit/Court ID: 21

221141


Type of Case: Filings

2016 Average Month:165

Jan-Jun 2016 : 992

Overall AVG. Month: 128

Monthly Summary

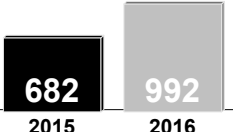


Jan 15-Jun 16

Totals

	2015	2016
Civil	255	124
Criminal	651	555
Other	409	313
Total	1,315	992

Jan --- Jun Filings



682 2015 992 2016

Jan --- Jun Filings

	2015	2016	% Change	Trending
Civil	147	124	-15.6%	▼
Criminal	326	555	70.2%	▲
Other	209	313	49.8%	▲
Total	682	992	45.5%	▲

	Jan	Feb	Mar	Apr	May	Jun	Jul	Aug	Sep	Oct	Nov	Dec	Thru Jun	% Change	Trending	Total
2015	63	146	141	98	119	115	77	116	93	169	77	101	682			1,315
2016	95	249	115	110	122	301	-	-	-	-	-	-	992	45.5%	▲	992

		Jan	Feb	Mar	Apr	May	Jun	Jul	Aug	Sep	Oct	Nov	Dec	Thru Jun	% Change	Trending	Total
Contested Divorce	2015	4	1	1	1	1	4	4	3	1	1	2	3	12			26
	2016	7	1	2	-	-	-	-	-	-	-	-	-	10	-16.7%	▼	10
Domestic and Family - Level 1	2015	1	6	-	-	2	1	2	-	1	2	1	-	10			16
	2016	-	3	-	-	1	2	-	-	-	-	-	-	6	-40.0%	▼	6
Domestic and Family - Level 2	2015	-	1	-	3	1	1	-	-	-	-	-	1	6			7
	2016	-	-	1	2	-	1	-	-	-	-	-	-	4	-33.3%	▼	4
General Civil - Level 1	2015	1	-	-	1	-	-	-	-	-	-	-	-	2			2
General Civil - Level 2	2015	4	1	1	2	-	2	1	1	1	2	-	1	10			16
	2016	2	2	-	-	1	1	-	-	-	-	-	-	6	-40.0%	▼	6
General Civil - Level 3	2015	5	2	1	2	-	3	3	2	4	1	2	3	13			28
	2016	-	5	2	3	3	1	-	-	-	-	-	-	14	7.7%	▲	14
Miscellaneous	2015	10	64	56	31	44	54	9	85	15	48	36	36	259			488
	2016	36	128	52	34	53	53	-	-	-	-	-	-	356	37.5%	▲	356
Misdemeanor	2015	5	11	33	20	18	11	14	7	17	29	9	11	98			185
	2016	9	25	22	13	11	15	-	-	-	-	-	-	95	-3.1%	▼	95
Non-Capital Felonies and Related Matters	2015	16	45	41	14	36	33	16	15	48	47	9	38	185			358
	2016	35	66	28	33	43	224	-	-	-	-	-	-	429	131.9%	▲	429
Other Criminally Related Matters	2015	11	8	-	10	14	-	23	1	-	30	9	2	43			108
	2016	2	11	-	17	1	-	-	-	-	-	-	-	31	-27.9%	▼	31
Probates/Wills and Trusts - Lev	2015	-	-	-	-	-	-	-	-	-	-	1	-	0			1
Probates/Wills and Trusts - Level 2	2015	-	-	-	2	-	-	1	-	-	2	-	1	2	0.0%	↔	6
	2016	-	-	1	-	1	-	-	-	-	-	-	-	2	0.0%	↔	2
Protective Orders	2015	-	-	-	1	-	-	-	-	-	-	-	-	1			1
Uncontested Divorce	2015	6	7	8	11	3	6	4	2	6	7	8	5	41			73
	2016	4	8	7	8	8	4	-	-	-	-	-	-	39	-4.9%	▼	39

Court: Martinsville Circuit

Start/End Date: Jan-15 / Jun-16

2015 Average Month: 146

Jan-Jun 2015: 889

Filings Trending: ▼

Circuit/Court ID: 21

221690


Type of Case: Filings

2016 Average Month:128

Jan-Jun 2016 : 768

Overall AVG. Month: 140

Monthly Summary



Jan 15-Jun 16

Totals

	2015	2016
Civil	268	82
Criminal	1,258	564
Other	228	122
Total	1,754	768

Jan --- Jun Filings

889

768

2015

2016

Jan --- Jun Filings

	2015	2016	% Change	Trending
Civil	135	82	-39.3%	▼
Criminal	637	564	-11.5%	▼
Other	117	122	4.3%	▲
Total	889	768	-13.6%	▼

	Jan	Feb	Mar	Apr	May	Jun	Jul	Aug	Sep	Oct	Nov	Dec	Thru Jun	% Change	Trending	Total
2015	130	116	117	172	223	131	256	102	105	136	181	85	889			1,754
2016	74	280	110	78	154	72	-	-	-	-	-	-	768	-13.6%	▼	768

		Jan	Feb	Mar	Apr	May	Jun	Jul	Aug	Sep	Oct	Nov	Dec	Thru Jun	% Change	Trending	Total
Administrative Law	2015	-	-	-	-	-	-	1	-	-	-	-	-	0			1
Contested Divorce	2015	1	2	1	4	3	2	3	2	-	4	1	-	13	0.0%	↔	23
	2016	2	1	2	2	2	1	-	-	-	-	-	-	10	-23.1%	▼	10
Domestic and Family - Level 1	2015	-	1	2	1	-	6	-	-	-	8	-	4	10			22
	2016	-	-	-	-	3	-	-	-	-	-	-	-	3	-70.0%	▼	3
Domestic and Family - Level 2	2015	-	1	-	-	-	-	-	-	-	2	1	-	1			4
	2016	5	1	-	-	1	-	-	-	-	-	-	-	7	600.0%	▲	7
General Civil - Level 1	2015	3	-	2	-	1	-	1	-	1	-	-	-	6			8
General Civil - Level 2	2015	3	2	1	5	-	2	1	3	7	1	1	2	13			28
	2016	1	2	-	2	1	1	-	-	-	-	-	-	7	-46.2%	▼	7
General Civil - Level 3	2015	1	1	1	-	1	-	1	-	-	4	-	2	4			11
	2016	1	2	1	2	1	1	-	-	-	-	-	-	8	100.0%	▲	8
Miscellaneous	2015	15	11	15	9	11	16	25	19	13	18	14	16	77			182
	2016	15	10	26	10	13	11	-	-	-	-	-	-	85	10.4%	▲	85
Misdemeanor	2015	23	12	17	27	22	18	100	29	19	27	40	15	119			349
	2016	9	28	16	9	18	7	-	-	-	-	-	-	87	-26.9%	▼	87
Non-Capital Felonies and Related Matters	2015	55	67	32	83	167	67	96	29	48	52	110	35	471			841
	2016	25	209	49	34	105	41	-	-	-	-	-	-	463	-1.7%	▼	463
Other	2015	18	8	15	21	9	11	10	14	9	10	9	7	82			141
	2016	11	16	5	15	6	6	-	-	-	-	-	-	59	-28.0%	▼	59
Other Criminally Related Matters	2015	8	4	19	11	3	3	5	2	5	2	4	3	48			69
	2016	1	6	5	2	-	1	-	-	-	-	-	-	15	-68.8%	▼	15
Probates/Wills and Trusts - Level 2	2015	1	-	-	1	1	2	2	-	1	-	-	-	5			8
	2016	1	2	1	-	1	1	-	-	-	-	-	-	6	20.0%	▲	6
Uncontested Divorce	2015	2	7	12	10	5	4	11	4	2	8	1	1	40			67
	2016	3	3	5	2	3	2	-	-	-	-	-	-	18	-55.0%	▼	18

Court: Franklin County Circuit

Start/End Date: Jan-15 / Jun-16

2015 Average Month: 315

Jan-Jun 2015: 1,858

Filings Trending: ▲

Circuit/Court ID: 22

222067


Type of Case: Filings

2016 Average Month:353

Jan-Jun 2016 : 2,117

Overall AVG. Month: 328

Monthly Summary




Jan 15-Jun 16

Totals

	2015	2016
Civil	822	345
Criminal	1,861	1,089
Other	1,096	683
Total	3,779	2,117

Jan --- Jun Filings



1,858 2,117

2015 2016

Jan --- Jun Filings

	2015	2016	% Change	Trending
Civil	412	345	-16.3%	▼
Criminal	1,008	1,089	8.0%	▲
Other	438	683	55.9%	▲
Total	1,858	2,117	13.9%	▲

	Jan	Feb	Mar	Apr	May	Jun	Jul	Aug	Sep	Oct	Nov	Dec	Thru Jun	% Change	Trending	Total
2015	286	219	418	308	355	272	238	326	372	260	337	388	1,858			3,779
2016	353	339	579	299	235	312	-	-	-	-	-	-	2,117	13.9%	▲	2,117

		Jan	Feb	Mar	Apr	May	Jun	Jul	Aug	Sep	Oct	Nov	Dec	Thru Jun	% Change	Trending	Total
Administrative Law	2015	-	-	2	-	-	-	-	-	-	-	-	-	2			2
Capital Murder	2015	-	2	-	-	-	-	-	-	-	-	-	-	2			2
Contested Divorce	2015	8	9	7	8	5	10	5	5	5	6	6	2	47			76
	2016	4	6	4	7	7	7	-	-	-	-	-	-	35	-25.5%	▼	35
Domestic and Family - Level 1	2015	12	10	13	8	6	10	5	17	15	8	5	32	59			141
	2016	2	5	4	22	5	7	-	-	-	-	-	-	45	-23.7%	▼	45
Domestic and Family - Level 2	2015	1	-	2	3	4	1	2	3	-	3	2	-	11			21
	2016	3	5	2	4	-	2	-	-	-	-	-	-	16	45.5%	▲	16
General Civil - Level 1	2015	-	-	1	-	1	-	1	-	1	-	1	-	2			5
	2016	-	-	1	-	-	1	-	-	-	-	-	-	2	0.0%	↔	2
General Civil - Level 2	2015	5	9	5	6	11	11	5	12	6	6	8	8	47			92
	2016	5	3	8	12	10	10	-	-	-	-	-	-	48	2.1%	▲	48
General Civil - Level 3	2015	2	5	3	4	9	8	12	11	14	5	7	15	31			95
	2016	1	3	1	5	7	2	-	-	-	-	-	-	19	-38.7%	▼	19
Miscellaneous	2015	102	84	109	107	81	65	89	113	135	104	98	199	548			1,286
	2016	183	173	145	81	81	104	-	-	-	-	-	-	767	40.0%	▲	767
Misdemeanor	2015	33	30	91	51	74	19	35	45	50	30	41	42	298			541
	2016	53	44	97	73	44	43	-	-	-	-	-	-	354	18.8%	▲	354
Non-Capital Felonies and Related Matters	2015	112	56	153	100	140	133	62	96	119	76	148	66	694			1,261
	2016	80	78	295	71	65	117	-	-	-	-	-	-	706	1.7%	▲	706
Other	2015	-	-	1	2	2	1	-	-	1	1	1	-	6			9
	2016	1	-	-	1	-	-	-	-	-	-	-	-	2	-66.7%	▼	2
Other Criminally Related Matters	2015	1	3	5	1	3	1	10	7	4	8	5	10	14			58
	2016	5	4	2	7	5	7	-	-	-	-	-	-	30	114.3%	▲	30
Probates/Wills and Trusts - Lev	2015	-	-	-	1	1	1	-	-	-	-	-	-	3			3
Probates/Wills and Trusts - Level 2	2015	-	-	3	1	-	1	1	1	2	2	1	1	5			13
	2016	3	1	-	2	-	-	-	-	-	-	-	-	6	20.0%	▲	6
Uncontested Divorce	2015	10	11	23	16	18	11	11	16	20	11	14	13	89			174
	2016	13	17	20	14	11	12	-	-	-	-	-	-	87	-2.2%	▼	87

Court: Pittsylvania Circuit

Start/End Date: Jan-15 / Jun-16

2015 Average Month: 311

Jan-Jun 2015: 1,715

Filings Trending: ▲

Circuit/Court ID: 22

222143


Type of Case: Filings

2016 Average Month:418

Jan-Jun 2016 : 2,509

Overall AVG. Month: 347

Monthly Summary




Jan 15-Jun 16

Totals

	2015	2016
Civil	696	350
Criminal	1,342	801
Other	1,695	1,358
Total	3,733	2,509

Jan --- Jun Filings



20152016

Jan --- Jun Filings

	2015	2016	% Change	Trending
Civil	326	350	7.4%	▲
Criminal	663	801	20.8%	▲
Other	726	1,358	87.1%	▲
Total	1,715	2,509	46.3%	▲

	Jan	Feb	Mar	Apr	May	Jun	Jul	Aug	Sep	Oct	Nov	Dec	Thru Jun	% Change	Trending	Total
2015	233	355	317	344	203	263	267	338	390	342	319	362	1,715			3,733
2016	423	561	491	369	305	360	-	-	-	-	-	-	2,509	46.3%	▲	2,509

		Jan	Feb	Mar	Apr	May	Jun	Jul	Aug	Sep	Oct	Nov	Dec	Thru Jun	% Change	Trending	Total
Administrative Law	2015	-	-	-	-	1	-	-	1	-	1	-	-	1			3
	2016	-	-	-	-	1	-	-	-	-	-	-	-	1	0.0%	↔	1
Capital Murder	2015	-	-	-	-	-	-	-	-	-	-	-	1	0			1
	2016	-	-	-	-	1	1	-	-	-	-	-	-	2	0.0%	↔	2
Contested Divorce	2015	3	5	6	7	5	5	7	10	9	6	3	4	31			70
	2016	1	7	11	2	5	6	-	-	-	-	-	-	32	3.2%	▲	32
Domestic and Family - Level 1	2015	2	5	17	2	1	6	5	14	29	9	10	1	33			101
	2016	6	35	23	6	18	2	-	-	-	-	-	-	90	172.7%	▲	90
Domestic and Family - Level 2	2015	1	1	-	2	-	-	4	3	1	9	4	1	4			26
	2016	2	2	1	1	-	1	-	-	-	-	-	-	7	75.0%	▲	7
General Civil - Level 1	2015	-	2	1	-	-	-	-	-	1	2	-	1	3			7
	2016	-	-	1	-	-	-	-	-	-	-	-	-	1	-66.7%	▼	1
General Civil - Level 2	2015	4	11	4	7	5	5	5	3	7	4	1	6	36			62
	2016	-	4	6	4	7	5	-	-	-	-	-	-	26	-27.8%	▼	26
General Civil - Level 3	2015	-	19	7	2	2	8	10	8	8	4	2	3	38			73
	2016	4	3	5	6	3	4	-	-	-	-	-	-	25	-34.2%	▼	25
Miscellaneous	2015	111	103	137	102	90	93	113	134	167	151	137	218	636			1,556
	2016	270	322	244	156	142	120	-	-	-	-	-	-	1,254	97.2%	▲	1,254
Misdemeanor	2015	13	42	18	48	16	31	19	33	31	39	27	22	168			339
	2016	30	29	27	28	29	23	-	-	-	-	-	-	166	-1.2%	▼	166
Non-Capital Felonies and Related Matters	2015	53	103	79	124	34	69	58	79	95	79	97	70	462			940
	2016	44	97	118	129	55	161	-	-	-	-	-	-	604	30.7%	▲	604
Other	2015	28	40	28	31	23	31	24	26	26	24	18	24	181			323
	2016	50	43	27	25	28	26	-	-	-	-	-	-	199	9.9%	▲	199
Other Criminally Related Matters	2015	8	3	6	5	10	1	5	6	2	6	8	4	33			64
	2016	7	7	9	2	5	2	-	-	-	-	-	-	32	-3.0%	▼	32
Probates/Wills and Trusts - Lev	2015	-	-	-	-	-	-	-	-	1	-	-	-	0			1
Probates/Wills and Trusts - Level 2	2015	-	1	4	1	1	2	1	2	-	2	-	2	9	0.0%	↔	16
	2016	-	2	2	1	2	2	-	-	-	-	-	-	9	0.0%	↔	9
Uncontested Divorce	2015	10	20	10	13	15	12	16	19	13	6	12	5	80			151
	2016	9	10	17	9	9	7	-	-	-	-	-	-	61	-23.8%	▼	61

Court: Danville Circuit

Start/End Date: Jan-15 / Jun-16

2015 Average Month: 331

Jan-Jun 2015: 1,902

Filings Trending: ▲

Circuit/Court ID: 22

222590


Type of Case: Filings

2016 Average Month:393

Jan-Jun 2016 : 2,360

Overall AVG. Month: 352

Monthly Summary




Jan 15-Jun 16

Totals

	2015	2016
Civil	641	340
Criminal	2,926	1,599
Other	406	421
Total	3,973	2,360

Jan --- Jun Filings



20152016

Jan --- Jun Filings

	2015	2016	% Change	Trending
Civil	307	340	10.7%	▲
Criminal	1,411	1,599	13.3%	▲
Other	184	421	128.8%	▲
Total	1,902	2,360	24.1%	▲

	Jan	Feb	Mar	Apr	May	Jun	Jul	Aug	Sep	Oct	Nov	Dec	Thru Jun	% Change	Trending	Total
2015	232	264	376	405	259	366	273	507	221	400	340	330	1,902			3,973
2016	413	427	442	369	280	429	-	-	-	-	-	-	2,360	24.1%	▲	2,360

		Jan	Feb	Mar	Apr	May	Jun	Jul	Aug	Sep	Oct	Nov	Dec	Thru Jun	% Change	Trending	Total
Administrative Law	2015	-	-	-	-	-	-	-	1	1	-	-	4	0			6
	2016	5	8	2	3	-	2	-	-	-	-	-	-	20	0.0%	↔	20
Capital Murder	2015	-	-	-	1	-	-	-	-	-	-	-	-	1			1
	2016	3	5	3	3	2	-	6	3	5	3	1	1	16			35
Contested Divorce	2015	2	3	5	2	4	8	-	-	-	-	-	-	24	50.0%	▲	24
	2016	5	5	5	10	8	8	5	20	5	10	9	8	41			98
Domestic and Family - Level 1	2015	13	10	17	3	5	7	-	-	-	-	-	-	55	34.1%	▲	55
	2016	3	1	4	3	9	6	3	8	5	5	7	4	26			58
Domestic and Family - Level 2	2015	5	4	3	4	-	3	-	-	-	-	-	-	19	-26.9%	▼	19
	2016	-	-	-	1	1	-	-	-	-	-	1	1	2			4
General Civil - Level 1	2015	1	-	-	2	2	-	-	-	-	-	-	-	5	150.0%	▲	5
	2016	3	5	3	5	3	8	6	6	3	11	5	10	27			68
General Civil - Level 2	2015	6	2	6	10	6	4	-	-	-	-	-	-	34	25.9%	▲	34
	2016	10	7	2	1	6	5	8	10	7	7	5	5	31			73
General Civil - Level 3	2015	-	6	13	2	9	13	-	-	-	-	-	-	43	38.7%	▲	43
	2016	40	52	58	45	35	40	49	41	57	62	42	56	270			577
Miscellaneous	2015	73	91	160	65	73	50	-	-	-	-	-	-	512	89.6%	▲	512
	2016	41	85	58	140	34	160	54	115	36	109	110	126	518			1,068
Misdemeanor	2015	50	126	57	101	46	113	-	-	-	-	-	-	493	-4.8%	▼	493
	2016	111	92	217	172	148	121	121	278	91	181	146	106	861			1,784
Non-Capital Felonies and Related Matters	2015	249	160	165	158	117	209	-	-	-	-	-	-	1,058	22.9%	▲	1,058
	2016	-	-	-	-	-	-	-	1	-	-	-	3	0			4
Other	2015	-	-	-	-	1	-	-	-	-	-	-	-	1	0.0%	↔	1
	2016	6	2	8	10	1	7	7	16	4	4	8	4	34			77
Other Criminally Related Matters	2015	4	9	6	6	10	12	-	-	-	-	-	-	47	38.2%	▲	47
	2016	-	-	-	-	1	-	-	-	-	-	-	-	1			1
Probates/Wills and Trusts - Level 1	2015	-	-	-	-	1	-	-	-	-	-	-	-	1			1
	2016	-	-	-	2	-	-	-	-	-	-	-	-	2	100.0%	▲	2
Probates/Wills and Trusts - Level 2	2015	2	-	3	1	3	-	2	-	1	1	-	2	9			15
	2016	-	-	-	1	-	2	-	-	-	-	-	-	3	-66.7%	▼	3
Protective Orders	2015	1	-	-	-	-	1	2	-	1	1	-	-	2			6
	2016	2	1	-	-	-	-	-	-	-	-	-	-	3	50.0%	▲	3
Uncontested Divorce	2015	7	10	15	14	8	10	10	8	5	6	6	-	64			99
	2016	3	7	8	9	7	6	-	-	-	-	-	-	40	-37.5%	▼	40

Court: Roanoke County Circuit

Start/End Date: Jan-15 / Jun-16

2015 Average Month: 383

Jan-Jun 2015: 2,118

Filings Trending: ▲

Circuit/Court ID: 23

223161


Type of Case: Filings

2016 Average Month:421

Jan-Jun 2016 : 2,527

Overall AVG. Month: 396

Monthly Summary



Jan 15-Jun 16

Totals

	2015	2016
Civil	1,081	560
Criminal	1,791	951
Other	1,729	1,016
Total	4,601	2,527

Jan --- Jun Filings

2,118

2015

2,527

2016

Jan --- Jun Filings

	2015	2016	% Change	Trending
Civil	582	560	-3.8%	▼
Criminal	837	951	13.6%	▲
Other	699	1,016	45.4%	▲
Total	2,118	2,527	19.3%	▲

	Jan	Feb	Mar	Apr	May	Jun	Jul	Aug	Sep	Oct	Nov	Dec	Thru Jun	% Change	Trending	Total
2015	365	321	327	385	342	378	400	429	364	387	374	529	2,118			4,601
2016	421	529	461	362	385	369	-	-	-	-	-	-	2,527	19.3%	▲	2,527

		Jan	Feb	Mar	Apr	May	Jun	Jul	Aug	Sep	Oct	Nov	Dec	Thru Jun	% Change	Trending	Total
Administrative Law	2015	-	1	1	-	-	1	1	1	2	-	-	-	3			7
	2016	2	-	-	2	-	-	-	-	-	-	-	-	4	33.3%	▲	4
Contested Divorce	2015	12	10	14	8	12	7	9	13	12	8	10	7	63			122
	2016	8	8	11	12	7	18	-	-	-	-	-	-	64	1.6%	▲	64
Domestic and Family - Level 1	2015	9	3	26	15	13	5	5	6	21	12	3	5	71			123
	2016	8	15	8	3	9	6	-	-	-	-	-	-	49	-31.0%	▼	49
Domestic and Family - Level 2	2015	3	3	7	7	5	8	2	2	1	4	4	2	33			48
	2016	-	2	5	1	5	4	-	-	-	-	-	-	17	-48.5%	▼	17
General Civil - Level 1	2015	-	1	-	-	-	1	1	3	1	2	-	-	2			9
	2016	-	-	-	-	1	-	-	-	-	-	-	-	1	-50.0%	▼	1
General Civil - Level 2	2015	12	10	16	11	16	11	10	12	12	6	7	11	76			134
	2016	10	6	9	11	14	9	-	-	-	-	-	-	59	-22.4%	▼	59
General Civil - Level 3	2015	15	7	4	3	6	6	9	6	7	7	6	4	41			80
	2016	2	19	5	5	1	5	-	-	-	-	-	-	37	-9.8%	▼	37
Miscellaneous	2015	186	137	135	136	122	103	170	145	163	171	163	340	819			1,971
	2016	263	232	221	157	132	176	-	-	-	-	-	-	1,181	44.2%	▲	1,181
Misdemeanor	2015	9	17	19	43	35	45	29	49	30	21	51	39	168			387
	2016	21	54	46	34	48	21	-	-	-	-	-	-	224	33.3%	▲	224
Non-Capital Felonies and Related Matters	2015	86	104	65	131	86	140	119	160	83	126	92	90	612			1,282
	2016	83	149	117	93	136	99	-	-	-	-	-	-	677	10.6%	▲	677
Other	2015	1	1	-	-	-	2	2	-	-	1	1	1	4			9
	2016	-	3	-	1	3	1	-	-	-	-	-	-	8	100.0%	▲	8
Other Criminally Related Matters	2015	4	4	9	9	15	18	17	13	10	8	13	4	59			124
	2016	7	12	9	13	8	3	-	-	-	-	-	-	52	-11.9%	▼	52
Probates/Wills and Trusts - Level 1	2015	2	-	-	1	1	-	-	-	-	-	-	1	4			5
	2016	1	1	-	-	-	-	-	-	-	-	-	-	2	-50.0%	▼	2
Probates/Wills and Trusts - Level 2	2015	9	6	7	2	13	1	3	4	4	3	2	8	38			62
	2016	4	1	3	6	2	4	-	-	-	-	-	-	20	-47.4%	▼	20
Protective Orders	2015	-	-	-	-	-	-	1	-	-	-	-	-	0			1
Uncontested Divorce	2015	17	17	24	19	18	30	22	15	18	18	22	17	125	0.0%	↔	237
	2016	12	27	27	24	19	23	-	-	-	-	-	-	132	5.6%	▲	132

Court: Roanoke Circuit

Start/End Date: Jan-15 / Jun-16

2015 Average Month: 424

Jan-Jun 2015: 2,501

Filings Trending: ▲

Circuit/Court ID: 23

223770


Type of Case: Filings

2016 Average Month:443

Jan-Jun 2016 : 2,657

Overall AVG. Month: 430

Monthly Summary



Jan 15-Jun 16

Totals

	2015	2016
Civil	1,690	882
Criminal	2,394	1,226
Other	1,005	549
Total	5,089	2,657

Jan --- Jun Filings

2,501

2015

2,657

2016

Jan --- Jun Filings

	2015	2016	% Change	Trending
Civil	840	882	5.0%	▲
Criminal	1,214	1,226	1.0%	▲
Other	447	549	22.8%	▲
Total	2,501	2,657	6.2%	▲

	Jan	Feb	Mar	Apr	May	Jun	Jul	Aug	Sep	Oct	Nov	Dec	Thru Jun	% Change	Trending	Total
2015	418	402	452	411	384	434	466	395	482	448	322	475	2,501			5,089
2016	428	469	547	376	395	442	-	-	-	-	-	-	2,657	6.2%	▲	2,657

		Jan	Feb	Mar	Apr	May	Jun	Jul	Aug	Sep	Oct	Nov	Dec	Thru Jun	% Change	Trending	Total
Administrative Law	2015	-	-	1	1	1	-	2	-	-	1	-	3	3			9
	2016	2	-	1	-	-	-	-	-	-	-	-	-	3	0.0%	↔	3
Contested Divorce	2015	8	7	15	12	8	10	17	4	11	16	10	7	60			125
	2016	19	9	7	14	13	9	-	-	-	-	-	-	71	18.3%	▲	71
Domestic and Family - Level 1	2015	2	11	10	26	11	18	11	5	45	24	6	25	78			194
	2016	6	8	8	19	16	36	-	-	-	-	-	-	93	19.2%	▲	93
Domestic and Family - Level 2	2015	6	2	4	2	4	3	1	2	2	2	2	2	21			32
	2016	1	4	6	2	2	5	-	-	-	-	-	-	20	-4.8%	▼	20
General Civil - Level 1	2015	5	6	5	5	6	3	2	1	3	8	2	3	30			49
	2016	12	6	9	1	6	7	-	-	-	-	-	-	41	36.7%	▲	41
General Civil - Level 2	2015	29	12	21	13	24	26	26	19	17	26	19	25	125			257
	2016	23	19	31	13	26	22	-	-	-	-	-	-	134	7.2%	▲	134
General Civil - Level 3	2015	6	7	5	8	14	4	12	11	10	7	17	11	44			112
	2016	10	8	11	7	9	17	-	-	-	-	-	-	62	40.9%	▲	62
Miscellaneous	2015	130	128	122	122	116	84	119	113	145	132	99	177	702			1,487
	2016	159	151	184	118	100	94	-	-	-	-	-	-	806	14.8%	▲	806
Misdemeanor	2015	30	27	21	26	22	45	29	21	26	32	25	25	171			329
	2016	22	29	26	18	22	29	-	-	-	-	-	-	146	-14.6%	▼	146
Non-Capital Felonies and Related Matters	2015	150	162	191	147	125	173	161	163	165	165	109	164	948			1,875
	2016	135	182	225	117	151	179	-	-	-	-	-	-	989	4.3%	▲	989
Other	2015	5	2	3	-	5	5	29	3	1	2	4	1	20			60
	2016	-	2	2	1	2	3	-	-	-	-	-	-	10	-50.0%	▼	10
Other Criminally Related Matters	2015	19	9	11	18	16	23	18	15	24	10	13	16	96			192
	2016	17	15	8	26	9	19	-	-	-	-	-	-	94	-2.1%	▼	94
Probates/Wills and Trusts - Level 1	2015	-	1	-	1	-	1	1	-	1	-	-	-	3			5
	2016	-	-	-	1	-	-	-	-	-	-	-	-	1	-66.7%	▼	1
Probates/Wills and Trusts - Level 2	2015	1	7	1	3	4	4	3	2	3	2	1	1	20			32
	2016	1	9	2	3	5	4	-	-	-	-	-	-	24	20.0%	▲	24
Uncontested Divorce	2015	27	21	42	27	28	35	35	36	29	21	15	15	180			331
	2016	21	27	27	36	34	18	-	-	-	-	-	-	163	-9.4%	▼	163

Court: Salem Circuit

Start/End Date: Jan-15 / Jun-16

2015 Average Month: 117

Jan-Jun 2015: 685

Filings Trending: ▲

Circuit/Court ID: 23

223775


Type of Case: Filings

2016 Average Month:143

Jan-Jun 2016 : 860

Overall AVG. Month: 126

Monthly Summary



Jan 15-Jun 16

Totals

	2015	2016
Civil	338	180
Criminal	681	464
Other	380	216
Total	1,399	860

Jan --- Jun Filings

685

860

2015

2016

Jan --- Jun Filings

	2015	2016	% Change	Trending
Civil	182	180	-1.1%	▼
Criminal	347	464	33.7%	▲
Other	156	216	38.5%	▲
Total	685	860	25.5%	▲

	Jan	Feb	Mar	Apr	May	Jun	Jul	Aug	Sep	Oct	Nov	Dec	Thru Jun	% Change	Trending	Total
2015	76	122	118	118	115	136	115	138	115	111	115	120	685			1,399
2016	156	143	162	145	152	102	-	-	-	-	-	-	860	25.5%	▲	860

		Jan	Feb	Mar	Apr	May	Jun	Jul	Aug	Sep	Oct	Nov	Dec	Thru Jun	% Change	Trending	Total
Administrative Law	2016	-	-	-	1	-	-	-	-	-	-	-	-	1			1
Contested Divorce	2015	4	6	2	5	1	10	4	10	5	1	2	4	28			54
	2016	5	3	5	6	5	-	-	-	-	-	-	-	24	-14.3%	▼	24
Domestic and Family - Level 1	2015	-	-	-	-	1	-	-	-	-	-	-	-	1			1
Domestic and Family - Level 2	2015	-	1	4	2	1	-	-	-	-	-	2	-	8			10
	2016	-	-	2	1	3	3	-	-	-	-	-	-	9	12.5%	▲	9
General Civil - Level 1	2015	1	-	1	1	1	-	2	-	-	-	-	1	4			7
	2016	-	1	-	-	1	-	-	-	-	-	-	-	2	-50.0%	▼	2
General Civil - Level 2	2015	3	6	2	8	1	8	5	6	11	7	4	6	28			67
	2016	1	4	8	5	3	6	-	-	-	-	-	-	27	-3.6%	▼	27
General Civil - Level 3	2015	2	1	2	3	2	1	1	-	3	-	2	1	11			18
	2016	1	1	4	1	-	4	-	-	-	-	-	-	11	0.0%	↔	11
Miscellaneous	2015	41	42	48	42	23	21	20	40	45	45	49	68	217			484
	2016	58	52	51	50	26	34	-	-	-	-	-	-	271	24.9%	▲	271
Misdemeanor	2015	1	6	10	9	14	9	2	7	3	9	6	4	49			80
	2016	9	8	5	5	34	3	-	-	-	-	-	-	64	30.6%	▲	64
Non-Capital Felonies and Related Matters	2015	19	49	41	40	63	78	68	62	39	44	41	31	290			575
	2016	69	62	73	66	71	42	-	-	-	-	-	-	383	32.1%	▲	383
Other Criminally Related Matters	2015	3	2	-	1	2	2	2	7	1	2	5	1	10			28
	2016	4	3	3	1	4	3	-	-	-	-	-	-	18	80.0%	▲	18
Probates/Wills and Trusts - Level 2	2015	-	1	2	1	2	1	1	-	1	-	-	1	7			10
	2016	2	2	3	1	1	-	-	-	-	-	-	-	9	28.6%	▲	9
Uncontested Divorce	2015	2	8	6	6	4	6	10	6	7	3	4	3	32			65
	2016	7	7	8	8	4	7	-	-	-	-	-	-	41	28.1%	▲	41

Court: Amherst Circuit

Start/End Date: Jan-15 / Jun-16

2015 Average Month: 172

Jan-Jun 2015: 964

Filings Trending: ↔

Circuit/Court ID: 24

224009


Type of Case: Filings

2016 Average Month:159

Jan-Jun 2016 : 954

Overall AVG. Month: 167

Monthly Summary



Jan 15-Jun 16

Totals

	2015	2016
Civil	329	169
Criminal	900	326
Other	831	459
Total	2,060	954

Jan --- Jun Filings

964

2015

954

2016

Jan --- Jun Filings

	2015	2016	% Change	Trending
Civil	171	169	-1.2%	▼
Criminal	396	326	-17.7%	▼
Other	397	459	15.6%	▲
Total	964	954	-1.0%	▼

	Jan	Feb	Mar	Apr	May	Jun	Jul	Aug	Sep	Oct	Nov	Dec	Thru Jun	% Change	Trending	Total
2015	133	164	141	227	111	188	154	174	109	298	103	258	964			2,060
2016	140	203	156	183	103	169	-	-	-	-	-	-	954	-1.0%	▼	954

		Jan	Feb	Mar	Apr	May	Jun	Jul	Aug	Sep	Oct	Nov	Dec	Thru Jun	% Change	Trending	Total
Administrative Law	2015	-	-	-	-	1	-	-	-	1	-	-	-	1			2
Contested Divorce	2015	3	-	2	1	-	2	4	2	-	3	-	3	8			20
	2016	-	2	3	1	2	2	-	-	-	-	-	-	10	25.0%	▲	10
Domestic and Family - Level 1	2015	-	-	-	-	-	-	-	-	3	5	6	-	0			14
	2016	5	9	5	9	6	5	-	-	-	-	-	-	39	0.0%	↔	39
Domestic and Family - Level 2	2015	1	1	-	2	3	-	-	-	-	-	-	-	7			7
	2016	-	-	3	1	1	-	-	-	-	-	-	-	5	-28.6%	▼	5
General Civil - Level 1	2015	1	-	-	-	1	-	-	1	-	-	-	1	2			4
General Civil - Level 2	2015	2	4	8	6	6	4	6	5	5	5	5	2	30			58
	2016	-	4	1	6	1	4	-	-	-	-	-	-	16	-46.7%	▼	16
General Civil - Level 3	2015	7	2	2	3	1	-	-	1	2	2	1	-	15			21
	2016	6	1	4	8	-	-	-	-	-	-	-	-	19	26.7%	▲	19
Miscellaneous	2015	55	52	78	59	40	47	66	54	46	55	47	121	331			720
	2016	88	106	84	48	53	46	-	-	-	-	-	-	425	28.4%	▲	425
Misdemeanor	2015	8	12	6	32	6	29	15	24	5	23	4	28	93			192
	2016	4	15	9	29	5	35	-	-	-	-	-	-	97	4.3%	▲	97
Non-Capital Felonies and Related Matters	2015	30	62	14	93	18	71	23	59	31	186	18	73	288			678
	2016	1	46	19	51	14	67	-	-	-	-	-	-	198	-31.3%	▼	198
Other	2015	16	19	21	18	21	24	28	20	9	11	17	19	119			223
	2016	29	14	17	20	9	-	-	-	-	-	-	-	89	-25.2%	▼	89
Other Criminally Related Matters	2015	1	3	1	4	2	4	4	2	2	2	2	3	15			30
	2016	2	3	6	4	10	6	-	-	-	-	-	-	31	106.7%	▲	31
Probates/Wills and Trusts - Lev	2015	-	1	-	1	-	-	1	-	-	-	-	-	2			3
Probates/Wills and Trusts - Lev	2015	5	1	2	-	1	-	1	-	-	-	-	-	9			10
Uncontested Divorce	2015	4	7	7	8	11	7	6	6	5	6	3	8	44			78
	2016	5	3	5	6	2	4	-	-	-	-	-	-	25	-43.2%	▼	25

Court: Bedford Circuit

Start/End Date: Jan-15 / Jun-16

2015 Average Month: 315

Jan-Jun 2015: 1,653

Filings Trending: ▲

Circuit/Court ID: 24

224019


Type of Case: Filings

2016 Average Month:390

Jan-Jun 2016 : 2,338

Overall AVG. Month: 340

Monthly Summary



Jan 15-Jun 16

Totals

	2015	2016
Civil	833	475
Criminal	836	525
Other	2,111	1,338
Total	3,780	2,338

Jan --- Jun Filings

1,653

2015

2,338

2016

Jan --- Jun Filings

	2015	2016	% Change	Trending
Civil	455	475	4.4%	▲
Criminal	391	525	34.3%	▲
Other	807	1,338	65.8%	▲
Total	1,653	2,338	41.4%	▲

	Jan	Feb	Mar	Apr	May	Jun	Jul	Aug	Sep	Oct	Nov	Dec	Thru Jun	% Change	Trending	Total
2015	252	278	298	274	265	286	283	302	363	330	277	572	1,653			3,780
2016	461	499	412	343	291	332	-	-	-	-	-	-	2,338	41.4%	▲	2,338

		Jan	Feb	Mar	Apr	May	Jun	Jul	Aug	Sep	Oct	Nov	Dec	Thru Jun	% Change	Trending	Total
Administrative Law	2016	-	-	1	-	-	-	-	-	-	-	-	-	1			1
Contested Divorce	2015	7	11	13	6	11	9	5	4	8	5	8	6	57			93
	2016	7	8	7	15	4	5	-	-	-	-	-	-	46	-19.3%	▼	46
Domestic and Family - Level 1	2015	8	6	11	6	3	9	13	10	9	4	3	11	43			93
	2016	2	20	12	14	9	11	-	-	-	-	-	-	68	58.1%	▲	68
Domestic and Family - Level 2	2015	1	4	4	3	6	5	5	6	3	8	6	2	23			53
	2016	2	6	5	1	4	5	-	-	-	-	-	-	23	0.0%	↔	23
General Civil - Level 1	2015	-	-	1	-	-	1	-	-	-	1	1	-	2			4
General Civil - Level 2	2015	10	8	14	6	11	16	6	14	9	7	4	9	65			114
	2016	8	12	13	12	3	10	-	-	-	-	-	-	58	-10.8%	▼	58
General Civil - Level 3	2015	7	9	4	-	5	2	3	10	6	4	3	2	27			55
	2016	5	4	8	6	5	7	-	-	-	-	-	-	35	29.6%	▲	35
Miscellaneous	2015	143	145	152	161	153	152	151	184	202	203	169	478	906			2,293
	2016	350	298	256	182	164	188	-	-	-	-	-	-	1,438	58.7%	▲	1,438
Misdemeanor	2015	9	15	11	8	16	10	16	5	10	29	14	12	69			155
	2016	19	32	21	16	16	16	-	-	-	-	-	-	120	73.9%	▲	120
Non-Capital Felonies and Related Matters	2015	31	48	54	47	35	48	53	41	86	43	30	35	263			551
	2016	39	96	65	53	47	49	-	-	-	-	-	-	349	32.7%	▲	349
Other	2015	-	2	-	1	1	-	1	-	-	2	1	2	4			10
	2016	-	1	1	1	-	-	-	-	-	-	-	-	3	-25.0%	▼	3
Other Criminally Related Matters	2015	17	7	6	10	8	12	10	10	14	10	23	5	60			132
	2016	11	5	3	3	14	21	-	-	-	-	-	-	57	-5.0%	▼	57
Probates/Wills and Trusts - Level 1	2015	-	-	-	1	1	-	-	1	-	2	1	-	2			6
	2016	-	-	-	12	-	-	-	-	-	-	-	-	12	500.0%	▲	12
Probates/Wills and Trusts - Level 2	2015	7	4	3	2	1	6	4	5	3	1	4	1	23			41
	2016	3	4	3	6	4	3	-	-	-	-	-	-	23	0.0%	↔	23
Uncontested Divorce	2015	12	19	25	23	14	16	16	12	13	11	10	9	109			180
	2016	15	13	17	22	21	17	-	-	-	-	-	-	105	-3.7%	▼	105

Court: Campbell Circuit

Start/End Date: Jan-15 / Jun-16

2015 Average Month: 260

Jan-Jun 2015: 1,381

Filings Trending: ▲

Circuit/Court ID: 24

224031


Type of Case: Filings

2016 Average Month:282

Jan-Jun 2016 : 1,692

Overall AVG. Month: 268

Monthly Summary



Jan 15-Jun 16

Totals

	2015	2016
Civil	657	373
Criminal	1,148	479
Other	1,320	840
Total	3,125	1,692

Jan --- Jun Filings

1,381

2015

1,692

2016

Jan --- Jun Filings

	2015	2016	% Change	Trending
Civil	346	373	7.8%	▲
Criminal	538	479	-11.0%	▼
Other	497	840	69.0%	▲
Total	1,381	1,692	22.5%	▲

	Jan	Feb	Mar	Apr	May	Jun	Jul	Aug	Sep	Oct	Nov	Dec	Thru Jun	% Change	Trending	Total
2015	240	241	250	196	237	217	265	229	281	203	284	482	1,381			3,125
2016	311	276	355	219	288	243	-	-	-	-	-	-	1,692	22.5%	▲	1,692

		Jan	Feb	Mar	Apr	May	Jun	Jul	Aug	Sep	Oct	Nov	Dec	Thru Jun	% Change	Trending	Total
Contested Divorce	2015	3	9	5	5	6	7	4	3	8	3	6	6	35			65
	2016	3	6	8	5	10	8	-	-	-	-	-	-	40	14.3%	▲	40
Domestic and Family - Level 1	2015	4	8	1	6	3	7	5	8	1	6	1	12	29			62
	2016	4	2	14	8	4	10	-	-	-	-	-	-	42	44.8%	▲	42
Domestic and Family - Level 2	2015	1	4	3	5	1	5	4	1	1	1	7	-	19			33
	2016	1	-	3	1	3	5	-	-	-	-	-	-	13	-31.6%	▼	13
General Civil - Level 1	2015	-	-	-	1	1	-	-	-	2	1	1	-	2			6
	2016	-	-	2	-	1	1	-	-	-	-	-	-	4	100.0%	▲	4
General Civil - Level 2	2015	14	9	6	13	13	9	10	11	14	3	7	11	64			120
	2016	6	9	3	12	7	7	-	-	-	-	-	-	44	-31.3%	▼	44
General Civil - Level 3	2015	3	3	16	6	4	3	4	3	11	3	6	6	35			68
	2016	12	1	2	15	1	5	-	-	-	-	-	-	36	2.9%	▲	36
Miscellaneous	2015	104	103	115	82	92	81	90	112	124	112	125	327	577			1,467
	2016	193	190	184	129	109	129	-	-	-	-	-	-	934	61.9%	▲	934
Misdemeanor	2015	20	23	30	15	23	24	33	27	28	28	35	35	135			321
	2016	22	26	41	12	32	21	-	-	-	-	-	-	154	14.1%	▲	154
Non-Capital Felonies and Related Matters	2015	77	65	48	46	81	57	95	47	69	33	83	70	374			771
	2016	49	25	63	21	112	40	-	-	-	-	-	-	310	-17.1%	▼	310
Other	2015	1	-	2	1	1	-	3	6	-	-	1	2	5			17
	2016	4	2	8	1	1	-	-	-	-	-	-	-	16	220.0%	▲	16
Other Criminally Related Matters	2015	5	2	4	3	3	12	5	6	9	3	1	3	29			56
	2016	1	1	6	2	2	6	-	-	-	-	-	-	18	-37.9%	▼	18
Probates/Wills and Trusts - Level 1	2015	-	-	1	-	-	-	-	-	-	-	1	-	1			2
	2016	1	-	3	-	-	-	-	-	-	-	-	-	4	300.0%	▲	4
Probates/Wills and Trusts - Level 2	2015	-	-	1	-	1	1	3	1	-	1	-	-	3			8
	2016	2	3	5	-	2	1	-	-	-	-	-	-	13	333.3%	▲	13
Protective Orders	2015	-	-	-	-	-	1	-	-	-	-	-	-	1			1
	2016	1	-	-	-	-	-	-	-	-	-	-	-	1	0.0%	↔	1
Uncontested Divorce	2015	8	15	18	13	8	10	9	4	14	9	10	10	72			128
	2016	12	11	13	13	4	10	-	-	-	-	-	-	63	-12.5%	▼	63

Court: Nelson Circuit

Start/End Date: Jan-15 / Jun-16

2015 Average Month: 89

Jan-Jun 2015: 558

Filings Trending: ▼

Circuit/Court ID: 24

224125


Type of Case: Filings

2016 Average Month:80

Jan-Jun 2016 : 477

Overall AVG. Month: 86

Monthly Summary



Jan 15-Jun 16

Totals

	2015	2016
Civil	405	123
Criminal	397	193
Other	267	161
Total	1,069	477

Jan --- Jun Filings

558

2015

477

2016

Jan --- Jun Filings

	2015	2016	% Change	Trending
Civil	233	123	-47.2%	▼
Criminal	215	193	-10.2%	▼
Other	110	161	46.4%	▲
Total	558	477	-14.5%	▼

	Jan	Feb	Mar	Apr	May	Jun	Jul	Aug	Sep	Oct	Nov	Dec	Thru Jun	% Change	Trending	Total
2015	137	70	56	71	112	112	97	103	93	65	73	80	558			1,069
2016	79	90	87	68	92	61	-	-	-	-	-	-	477	-14.5%	▼	477

		Jan	Feb	Mar	Apr	May	Jun	Jul	Aug	Sep	Oct	Nov	Dec	Thru Jun	% Change	Trending	Total
Administrative Law	2015	-	-	-	-	-	-	1	-	-	-	-	-	0			1
Contested Divorce	2015	-	2	3	10	4	6	4	2	8	2	6	1	25	0.0%	↔	48
	2016	1	2	7	3	3	5	-	-	-	-	-	-	21	-16.0%	▼	21
Domestic and Family - Level 1	2015	-	2	-	1	3	1	1	1	-	3	3	1	7			16
	2016	-	-	-	-	1	-	-	-	-	-	-	-	1	-85.7%	▼	1
Domestic and Family - Level 2	2015	-	-	-	1	1	-	-	-	1	-	-	5	2			8
	2016	-	1	2	-	1	-	-	-	-	-	-	-	4	100.0%	▲	4
General Civil - Level 1	2015	-	-	2	-	-	-	-	-	-	-	-	-	2			2
General Civil - Level 2	2015	50	3	6	2	3	28	10	29	2	2	3	-	92			138
	2016	1	13	4	2	3	2	-	-	-	-	-	-	25	-72.8%	▼	25
General Civil - Level 3	2015	16	10	-	1	-	3	-	1	2	2	4	-	30			39
	2016	1	3	1	1	-	1	-	-	-	-	-	-	7	-76.7%	▼	7
Miscellaneous	2015	23	27	28	27	15	27	22	27	21	36	33	55	147			341
	2016	45	35	29	27	37	25	-	-	-	-	-	-	198	34.7%	▲	198
Misdemeanor	2015	2	1	5	1	15	17	26	14	6	5	6	3	41			101
	2016	13	8	14	10	9	6	-	-	-	-	-	-	60	46.3%	▲	60
Non-Capital Felonies and Related Matters	2015	19	21	6	13	53	10	22	17	14	12	7	9	122			203
	2016	15	23	19	19	27	11	-	-	-	-	-	-	114	-6.6%	▼	114
Other	2015	1	1	-	-	1	-	1	1	-	1	-	2	3			8
	2016	-	-	-	-	1	-	-	-	-	-	-	-	1	-66.7%	▼	1
Other Criminally Related Matters	2015	24	-	-	9	11	8	3	4	27	2	4	1	52			93
	2016	1	1	8	1	3	5	-	-	-	-	-	-	19	-63.5%	▼	19
Probates/Wills and Trusts - Level 1	2015	-	-	-	-	-	-	-	-	-	-	1	1	0			2
	2016	-	-	-	2	-	-	-	-	-	-	-	-	2	0.0%	↔	2
Probates/Wills and Trusts - Level 2	2015	-	-	-	-	1	1	-	-	-	-	1	-	2			3
	2016	-	1	-	-	-	-	-	-	-	-	-	-	1	-50.0%	▼	1
Uncontested Divorce	2015	2	3	6	6	5	11	7	7	12	-	5	2	33			66
	2016	2	3	3	3	7	6	-	-	-	-	-	-	24	-27.3%	▼	24

Court: Lynchburg Circuit

Start/End Date: Jan-15 / Jun-16

2015 Average Month: 356

Jan-Jun 2015: 1,963

Filings Trending: ▲

Circuit/Court ID: 24

224680


Type of Case: Filings

2016 Average Month: 410

Jan-Jun 2016 : 2,461

Overall AVG. Month: 374

Monthly Summary




Jan 15-Jun 16

Totals

	2015	2016
Civil	1,378	712
Criminal	2,133	1,228
Other	766	521
Total	4,277	2,461

Jan --- Jun Filings



1,963 2,461

2015 2016

Jan --- Jun Filings

	2015	2016	% Change	Trending
Civil	735	712	-3.1%	▼
Criminal	927	1,228	32.5%	▲
Other	301	521	73.1%	▲
Total	1,963	2,461	25.4%	▲

	Jan	Feb	Mar	Apr	May	Jun	Jul	Aug	Sep	Oct	Nov	Dec	Thru Jun	% Change	Trending	Total
2015	368	334	327	335	295	304	403	309	421	397	282	502	1,963			4,277
2016	422	511	441	386	372	329	-	-	-	-	-	-	2,461	25.4%	▲	2,461

		Jan	Feb	Mar	Apr	May	Jun	Jul	Aug	Sep	Oct	Nov	Dec	Thru Jun	% Change	Trending	Total
Administrative Law	2015	-	-	-	-	1	-	-	-	-	-	-	-	1			1
	2016	1	-	1	-	-	-	-	-	-	-	-	-	2	100.0%	▲	2
Contested Divorce	2015	8	11	12	10	10	12	10	14	3	7	7	11	63			115
	2016	7	14	9	15	13	10	-	-	-	-	-	-	68	7.9%	▲	68
Domestic and Family - Level 1	2015	6	15	17	42	32	11	6	15	50	22	11	22	123			249
	2016	38	33	11	15	44	20	-	-	-	-	-	-	161	30.9%	▲	161
Domestic and Family - Level 2	2015	2	1	4	4	3	1	1	1	2	4	1	2	15			26
	2016	2	16	2	4	-	4	-	-	-	-	-	-	28	86.7%	▲	28
General Civil - Level 1	2015	4	2	3	2	-	3	4	3	8	-	1	4	14			34
	2016	1	-	2	3	-	1	-	-	-	-	-	-	7	-50.0%	▼	7
General Civil - Level 2	2015	11	14	11	15	15	11	10	12	21	9	11	4	77			144
	2016	14	15	12	13	7	11	-	-	-	-	-	-	72	-6.5%	▼	72
General Civil - Level 3	2015	8	8	6	7	7	7	4	5	11	8	3	4	43			78
	2016	5	6	7	6	9	9	-	-	-	-	-	-	42	-2.3%	▼	42
Miscellaneous	2015	98	81	98	81	65	80	89	69	108	75	84	218	503			1,146
	2016	143	143	128	82	76	101	-	-	-	-	-	-	673	33.8%	▲	673
Misdemeanor	2015	64	31	28	21	33	33	57	36	50	61	40	26	210			480
	2016	40	65	61	51	50	41	-	-	-	-	-	-	308	46.7%	▲	308
Non-Capital Felonies and Related Matters	2015	132	125	110	113	83	98	189	112	130	175	87	180	661			1,534
	2016	154	178	162	141	142	96	-	-	-	-	-	-	873	32.1%	▲	873
Other	2015	3	3	7	2	2	4	2	4	3	4	5	2	21			41
	2016	1	-	2	6	2	9	-	-	-	-	-	-	20	-4.8%	▼	20
Other Criminally Related Matters	2015	3	15	7	9	9	15	8	12	17	12	6	9	58			122
	2016	2	5	13	12	11	8	-	-	-	-	-	-	51	-12.1%	▼	51
Probates/Wills and Trusts - Level 1	2015	1	-	-	-	-	-	-	-	-	-	-	-	1			1
	2016	-	-	1	-	-	-	-	-	-	-	-	-	1	0.0%	↔	1
Probates/Wills and Trusts - Level 2	2015	3	3	-	2	4	1	1	2	3	2	2	2	13			25
	2016	1	2	5	2	1	1	-	-	-	-	-	-	12	-7.7%	▼	12
Protective Orders	2015	-	-	-	-	-	1	-	-	-	-	-	-	1			1
	2016	-	4	-	-	-	-	-	-	-	-	-	-	4	300.0%	▲	4
Uncontested Divorce	2015	25	25	24	27	31	27	22	24	15	18	24	18	159			280
	2016	13	30	25	36	17	18	-	-	-	-	-	-	139	-12.6%	▼	139

Court: Alleghany Circuit

Start/End Date: Jan-15 / Jun-16

2015 Average Month: 155

Jan-Jun 2015: 990

Filings Trending: ▲

Circuit/Court ID: 25

225005

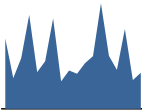
Type of Case: Filings

2016 Average Month: 171

Jan-Jun 2016 : 1,026

Overall AVG. Month: 160

Monthly Summary



Jan 15-Jun 16

Totals

	2015	2016
Civil	306	130
Criminal	1,049	620
Other	503	276
Total	1,858	1,026

Jan --- Jun Filings

990

2015

1,026

2016

Jan --- Jun Filings

	2015	2016	% Change	Trending
Civil	164	130	-20.7%	▼
Criminal	628	620	-1.3%	▼
Other	198	276	39.4%	▲
Total	990	1,026	3.6%	▲

	Jan	Feb	Mar	Apr	May	Jun	Jul	Aug	Sep	Oct	Nov	Dec	Thru Jun	% Change	Trending	Total
2015	211	92	152	282	110	143	271	82	115	105	137	158	990			1,858
2016	316	159	117	240	86	108	-	-	-	-	-	-	1,026	3.6%	▲	1,026

		Jan	Feb	Mar	Apr	May	Jun	Jul	Aug	Sep	Oct	Nov	Dec	Thru Jun	% Change	Trending	Total
Administrative Law	2015	-	-	-	-	-	-	1	-	-	-	-	-	0			1
Contested Divorce	2015	-	6	2	-	3	2	2	2	-	-	4	-	13	0.0%	↔	21
	2016	1	3	3	3	1	3	-	-	-	-	-	-	14	7.7%	▲	14
Domestic and Family - Level 1	2015	-	1	5	1	-	2	-	-	-	1	-	-	9			10
	2016	-	1	1	-	-	-	-	-	-	-	-	-	2	-77.8%	▼	2
Domestic and Family - Level 2	2015	-	1	1	3	1	2	-	-	-	4	1	1	8			14
	2016	1	-	1	-	3	1	-	-	-	-	-	-	6	-25.0%	▼	6
General Civil - Level 1	2015	2	-	-	1	1	2	-	-	1	-	3	-	6			10
General Civil - Level 2	2015	1	2	4	1	2	4	3	1	2	4	5	1	14			30
	2016	-	5	1	2	2	3	-	-	-	-	-	-	13	-7.1%	▼	13
General Civil - Level 3	2015	2	-	-	1	1	8	11	4	1	3	6	-	12			37
	2016	5	-	1	2	-	-	-	-	-	-	-	-	8	-33.3%	▼	8
Miscellaneous	2015	37	58	55	23	33	44	44	42	58	57	52	96	250			599
	2016	52	87	56	41	35	34	-	-	-	-	-	-	305	22.0%	▲	305
Misdemeanor	2015	29	9	28	15	8	15	21	6	14	6	15	16	104			182
	2016	20	10	9	21	13	12	-	-	-	-	-	-	85	-18.3%	▼	85
Non-Capital Felonies and Related Matters	2015	131	9	44	228	44	56	183	21	29	22	45	34	512			846
	2016	231	44	27	162	17	47	-	-	-	-	-	-	528	3.1%	▲	528
Other	2015	-	-	1	-	1	-	-	1	1	1	-	3	2			8
	2016	1	1	9	1	3	3	-	-	-	-	-	-	18	800.0%	▲	18
Other Criminally Related Matters	2015	6	1	-	2	3	1	1	1	4	1	1	3	13			24
	2016	1	-	-	1	4	1	-	-	-	-	-	-	7	-46.2%	▼	7
Probates/Wills and Trusts - Level 2	2015	1	1	-	2	2	-	-	1	1	-	-	-	6			8
	2016	-	1	2	1	1	-	-	-	-	-	-	-	5	-16.7%	▼	5
Uncontested Divorce	2015	2	4	12	5	11	7	5	3	4	6	5	4	41			68
	2016	4	7	7	6	7	4	-	-	-	-	-	-	35	-14.6%	▼	35

Court: Augusta Circuit

Start/End Date: Jan-15 / Jun-16

2015 Average Month: 337

Jan-Jun 2015: 1,929

Filings Trending: ▲

Circuit/Court ID: 25

225015


Type of Case: Filings

2016 Average Month:377

Jan-Jun 2016 : 2,261

Overall AVG. Month: 350

Monthly Summary



Jan 15-Jun 16

Totals

	2015	2016
Civil	824	419
Criminal	1,611	807
Other	1,612	1,035
Total	4,047	2,261

Jan --- Jun Filings

1,929

2015

2,261

2016

Jan --- Jun Filings

	2015	2016	% Change	Trending
Civil	410	419	2.2%	▲
Criminal	795	807	1.5%	▲
Other	724	1,035	43.0%	▲
Total	1,929	2,261	17.2%	▲

	Jan	Feb	Mar	Apr	May	Jun	Jul	Aug	Sep	Oct	Nov	Dec	Thru Jun	% Change	Trending	Total
2015	433	261	317	336	287	295	343	335	333	273	353	481	1,929			4,047
2016	386	354	486	312	361	362	-	-	-	-	-	-	2,261	17.2%	▲	2,261

		Jan	Feb	Mar	Apr	May	Jun	Jul	Aug	Sep	Oct	Nov	Dec	Thru Jun	% Change	Trending	Total
Administrative Law	2015	-	-	1	-	1	-	2	-	2	-	-	-	2			6
	2016	1	1	-	2	1	-	-	-	-	-	-	-	5	150.0%	▲	5
Capital Murder	2015	1	-	-	-	-	-	-	-	-	-	-	-	1			1
	2016	6	7	5	5	3	5	9	5	8	5	2	4	31			64
Contested Divorce	2015	8	4	7	8	9	6	-	-	-	-	-	-	42	35.5%	▲	42
	2016	11	6	21	12	9	7	15	10	9	15	16	1	66			132
Domestic and Family - Level 1	2015	-	11	2	4	10	9	-	-	-	-	-	-	36	-45.5%	▼	36
	2016	1	8	11	7	9	3	5	4	7	8	3	6	39			72
Domestic and Family - Level 2	2015	5	4	3	6	4	8	-	-	-	-	-	-	30	-23.1%	▼	30
	2016	-	-	-	-	1	-	-	-	-	-	-	-	1			1
General Civil - Level 1	2015	1	1	-	-	3	-	-	-	-	-	-	-	5	400.0%	▲	5
	2016	8	7	10	6	5	13	13	23	3	10	4	2	49			104
General Civil - Level 2	2015	5	4	9	6	6	2	-	-	-	-	-	-	32	-34.7%	▼	32
	2016	5	1	1	5	7	6	3	8	5	4	8	4	25			57
General Civil - Level 3	2015	-	4	3	3	6	7	-	-	-	-	-	-	23	-8.0%	▼	23
	2016	134	128	128	128	129	114	129	117	120	103	152	306	761			1,688
Miscellaneous	2015	226	201	223	163	132	166	-	-	-	-	-	-	1,111	46.0%	▲	1,111
	2016	17	9	8	17	3	6	18	18	13	21	10	9	60			149
Misdemeanor	2015	19	11	19	18	12	10	-	-	-	-	-	-	89	48.3%	▲	89
	2016	219	67	105	121	84	126	123	125	146	88	139	99	722			1,442
Non-Capital Felonies and Related Matters	2015	88	83	188	71	144	124	-	-	-	-	-	-	698	-3.3%	▼	698
	2016	17	13	13	17	12	9	16	7	7	8	8	34	81			161
Other	2015	17	7	8	13	14	13	-	-	-	-	-	-	72	-11.1%	▼	72
	2016	1	2	1	3	4	2	-	2	3	2	2	-	13			22
Other Criminally Related Matters	2015	2	2	3	4	9	2	-	-	-	-	-	-	22	69.2%	▲	22
	2016	1	-	-	-	-	-	-	-	-	-	-	-	1			1
Probates/Wills and Trusts - Lev	2015	1	1	-	-	1	-	-	2	1	2	1	-	3			9
	2016	-	3	1	-	3	4	-	-	-	-	-	-	11	266.7%	▲	11
Probates/Wills and Trusts - Level 2	2015	11	12	13	15	19	4	10	14	9	7	8	16	74			138
	2016	14	18	20	14	8	11	-	-	-	-	-	-	85	14.9%	▲	85
Uncontested Divorce	2015																
	2016																

Court: Bath Circuit

Start/End Date: Jan-15 / Jun-16

2015 Average Month: 23

Jan-Jun 2015: 140

Filings Trending: ▲

Circuit/Court ID: 25

225017


Type of Case: Filings

2016 Average Month:25

Jan-Jun 2016 : 151

Overall AVG. Month: 23

Monthly Summary



Jan 15-Jun 16

Totals

	2015	2016
Civil	57	21
Criminal	92	35
Other	122	95
Total	271	151

Jan --- Jun Filings

140

2015

151

2016

Jan --- Jun Filings

	2015	2016	% Change	Trending
Civil	26	21	-19.2%	▼
Criminal	57	35	-38.6%	▼
Other	57	95	66.7%	▲
Total	140	151	7.9%	▲

	Jan	Feb	Mar	Apr	May	Jun	Jul	Aug	Sep	Oct	Nov	Dec	Thru Jun	% Change	Trending	Total
2015	32	29	11	18	11	39	18	15	45	16	15	22	140			271
2016	31	26	30	30	20	14	-	-	-	-	-	-	151	7.9%	▲	151

		Jan	Feb	Mar	Apr	May	Jun	Jul	Aug	Sep	Oct	Nov	Dec	Thru Jun	% Change	Trending	Total
Contested Divorce	2015	1	1	1	1	1	-	-	1	-	1	1	-	5			8
	2016	1	-	1	-	-	-	-	-	-	-	-	-	2	-60.0%	▼	2
Domestic and Family - Level 1	2016	-	-	1	-	-	-	-	-	-	-	-	-	1			1
Domestic and Family - Level 2	2015	-	-	-	-	-	-	-	-	-	1	-	-	0			1
	2016	-	-	2	-	-	1	-	-	-	-	-	-	3	0.0%	↔	3
General Civil - Level 1	2015	-	-	1	-	-	-	-	-	-	1	1	-	1			3
	2016	-	-	1	-	-	-	-	-	-	-	-	-	1	0.0%	↔	1
General Civil - Level 2	2015	-	1	-	2	-	1	1	-	4	1	2	1	4			13
	2016	-	-	-	-	1	-	-	-	-	-	-	-	1	-75.0%	▼	1
General Civil - Level 3	2015	-	-	-	-	-	-	-	-	-	1	1	-	0			2
	2016	-	1	1	-	-	1	-	-	-	-	-	-	3	0.0%	↔	3
Miscellaneous	2015	6	27	9	8	8	9	13	9	17	10	10	13	67			139
	2016	20	23	22	12	14	11	-	-	-	-	-	-	102	52.2%	▲	102
Misdemeanor	2015	-	-	-	3	-	3	2	-	2	-	-	3	6			13
	2016	2	-	-	-	2	-	-	-	-	-	-	-	4	-33.3%	▼	4
Non-Capital Felonies and Related Matters	2015	22	-	-	3	-	24	2	2	20	-	-	4	49			77
	2016	7	-	2	18	1	1	-	-	-	-	-	-	29	-40.8%	▼	29
Other Criminally Related Matters	2015	1	-	-	-	-	1	-	-	-	-	-	-	2			2
	2016	-	-	-	-	2	-	-	-	-	-	-	-	2	0.0%	↔	2
Probates/Wills and Trusts - Level 2	2015	1	-	-	1	-	-	-	1	-	-	-	-	2			3
	2016	-	1	-	-	-	-	-	-	-	-	-	-	1	-50.0%	▼	1
Uncontested Divorce	2015	1	-	-	-	2	1	-	2	2	1	-	1	4			10
	2016	1	1	-	-	-	-	-	-	-	-	-	-	2	-50.0%	▼	2

Court: Botetourt Circuit

Start/End Date: Jan-15 / Jun-16

2015 Average Month: 162

Jan-Jun 2015: 963

Filings Trending: ▲

Circuit/Court ID: 25

225023

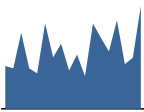
Type of Case: Filings

2016 Average Month:208

Jan-Jun 2016 : 1,247

Overall AVG. Month: 177

Monthly Summary




Jan 15-Jun 16

Totals

	2015	2016
Civil	343	196
Criminal	826	530
Other	775	521
Total	1,944	1,247

Jan --- Jun Filings



963 2015 1,247 2016

Jan --- Jun Filings

	2015	2016	% Change	Trending
Civil	189	196	3.7%	▲
Criminal	474	530	11.8%	▲
Other	300	521	73.7%	▲
Total	963	1,247	29.5%	▲

	Jan	Feb	Mar	Apr	May	Jun	Jul	Aug	Sep	Oct	Nov	Dec	Thru Jun	% Change	Trending	Total
2015	128	122	228	122	106	257	154	195	115	163	98	256	963			1,944
2016	213	172	266	134	153	309	-	-	-	-	-	-	1,247	29.5%	▲	1,247

		Jan	Feb	Mar	Apr	May	Jun	Jul	Aug	Sep	Oct	Nov	Dec	Thru Jun	% Change	Trending	Total
Administrative Law	2015	-	1	-	-	-	-	1	1	-	-	-	1	1			4
	2016	-	1	-	-	-	-	-	-	-	-	-	-	1	0.0%	↔	1
Contested Divorce	2015	5	4	1	2	5	1	5	6	3	2	-	3	18			37
	2016	4	3	2	3	4	2	-	-	-	-	-	-	18	0.0%	↔	18
Domestic and Family - Level 1	2015	2	6	14	3	2	3	10	9	4	2	-	-	30			55
	2016	6	2	13	1	7	9	-	-	-	-	-	-	38	26.7%	▲	38
Domestic and Family - Level 2	2015	-	-	1	-	1	-	-	1	-	-	-	2	2			5
	2016	-	-	-	1	-	2	-	-	-	-	-	-	3	50.0%	▲	3
General Civil - Level 1	2015	1	-	-	-	1	-	-	-	-	-	-	-	2			2
	2016	1	-	-	-	1	1	-	-	-	-	-	-	3	50.0%	▲	3
General Civil - Level 2	2015	8	1	6	4	3	11	1	3	2	1	3	1	33			44
	2016	7	3	4	6	1	1	-	-	-	-	-	-	22	-33.3%	▼	22
General Civil - Level 3	2015	1	3	3	4	3	3	2	1	3	3	2	2	17			30
	2016	1	2	7	3	8	-	-	-	-	-	-	-	21	23.5%	▲	21
Miscellaneous	2015	57	57	78	55	38	57	61	79	70	87	59	163	342			861
	2016	120	117	104	73	76	76	-	-	-	-	-	-	566	65.5%	▲	566
Misdemeanor	2015	17	12	24	9	13	32	8	32	9	9	7	17	107			189
	2016	11	7	21	11	16	20	-	-	-	-	-	-	86	-19.6%	▼	86
Non-Capital Felonies and Related Matters	2015	24	21	90	33	24	143	61	53	17	41	18	60	335			585
	2016	51	21	103	23	32	189	-	-	-	-	-	-	419	25.1%	▲	419
Other Criminally Related Matters	2015	5	11	4	5	6	1	2	4	1	7	3	3	32			52
	2016	7	8	4	3	2	1	-	-	-	-	-	-	25	-21.9%	▼	25
Probates/Wills and Trusts - Lev	2015	1	-	1	-	-	-	-	1	-	-	-	-	2			3
Probates/Wills and Trusts - Level 2	2015	-	2	-	1	-	1	-	-	-	2	1	-	4			7
	2016	-	1	-	1	2	2	-	-	-	-	-	-	6	50.0%	▲	6
Uncontested Divorce	2015	7	4	6	6	10	5	3	5	6	9	5	4	38			70
	2016	5	7	8	9	4	6	-	-	-	-	-	-	39	2.6%	▲	39

Court: Craig Circuit

Start/End Date: Jan-15 / Jun-16

2015 Average Month: 29

Jan-Jun 2015: 153

Filings Trending: ▲

Circuit/Court ID: 25

225045

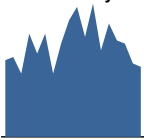
Type of Case: Filings

2016 Average Month:27

Jan-Jun 2016 : 160

Overall AVG. Month: 28

Monthly Summary



Jan 15-Jun 16

Totals

	2015	2016
Civil	57	32
Criminal	64	28
Other	223	100
Total	344	160

Jan --- Jun Filings

153

2015

160

2016

Jan --- Jun Filings

	2015	2016	% Change	Trending
Civil	28	32	14.3%	▲
Criminal	34	28	-17.6%	▼
Other	91	100	9.9%	▲
Total	153	160	4.6%	▲

	Jan	Feb	Mar	Apr	May	Jun	Jul	Aug	Sep	Oct	Nov	Dec	Thru Jun	% Change	Trending	Total
2015	23	24	19	31	25	31	19	28	35	39	30	40	153			344
2016	26	34	29	28	22	21	-	-	-	-	-	-	160	4.6%	▲	160

		Jan	Feb	Mar	Apr	May	Jun	Jul	Aug	Sep	Oct	Nov	Dec	Thru Jun	% Change	Trending	Total
Contested Divorce	2015	-	1	-	2	-	1	-	-	2	1	-	1	4			8
	2016	-	2	-	-	1	-	-	-	-	-	-	-	3	-25.0%	▼	3
Domestic and Family - Level 1	2015	-	-	-	2	-	4	1	3	-	-	1	-	6			11
	2016	-	1	-	1	1	-	-	-	-	-	-	-	3	-50.0%	▼	3
Domestic and Family - Level 2	2016	-	-	-	-	1	1	-	-	-	-	-	-	2			2
General Civil - Level 1	2015	-	-	-	-	-	-	-	-	-	1	-	-	0			1
General Civil - Level 2	2015	-	-	1	-	-	1	1	-	1	1	-	1	2	0.0%	↔	6
	2016	1	1	-	1	-	-	-	-	-	-	-	-	3	50.0%	▲	3
General Civil - Level 3	2015	-	-	-	-	-	-	1	1	-	-	-	-	0			2
	2016	-	-	1	1	-	-	-	-	-	-	-	-	2	0.0%	↔	2
Miscellaneous	2015	19	13	16	15	20	18	14	20	28	23	20	35	101			241
	2016	20	24	21	18	13	16	-	-	-	-	-	-	112	10.9%	▲	112
Misdemeanor	2015	1	2	-	7	1	3	1	-	2	4	1	1	14			23
	2016	-	-	2	-	1	-	-	-	-	-	-	-	3	-78.6%	▼	3
Non-Capital Felonies and Related Matters	2015	2	8	1	4	2	2	1	2	2	8	8	-	19			40
	2016	4	3	4	6	4	4	-	-	-	-	-	-	25	31.6%	▲	25
Other Criminally Related Matter	2015	-	-	-	-	-	1	-	-	-	-	-	-	1			1
Probates/Wills and Trusts - Level 2	2015	-	-	-	-	-	-	-	-	-	-	-	1	0			1
	2016	-	1	-	-	-	-	-	-	-	-	-	-	1	0.0%	↔	1
Uncontested Divorce	2015	1	-	1	1	2	1	-	2	-	1	-	1	6			10
	2016	1	2	1	1	1	-	-	-	-	-	-	-	6	0.0%	↔	6

Court: Highland Circuit

Start/End Date: Jan-15 / Jun-16

2015 Average Month: 12

Jan-Jun 2015: 69

Filings Trending: ▲

Circuit/Court ID: 25

225091


Type of Case: Filings

2016 Average Month: 12

Jan-Jun 2016 : 72

Overall AVG. Month: 12

Monthly Summary



Jan 15-Jun 16

Totals

	2015	2016
Civil	40	14
Criminal	19	23
Other	89	35
Total	148	72

Jan --- Jun Filings

69

72

20152016

Jan --- Jun Filings

	2015	2016	% Change	Trending
Civil	17	14	-17.6%	▼
Criminal	11	23	109.1%	▲
Other	41	35	-14.6%	▼
Total	69	72	4.3%	▲

	Jan	Feb	Mar	Apr	May	<u>Jun</u>	Jul	Aug	Sep	Oct	Nov	Dec	Thru Jun	% Change	Trending	<u>Total</u>
2015	14	13	8	16	3	15	19	8	10	7	10	25	69			148
2016	12	15	20	7	9	9	-	-	-	-	-	-	72	4.3%	▲	72

		Jan	Feb	Mar	Apr	May	<u>Jun</u>	Jul	Aug	Sep	Oct	Nov	Dec	Thru Jun	% Change	Trending	<u>Total</u>
Contested Divorce	2015	-	-	-	1	1	-	1	-	1	-	-	-	2			4
	2016	-	1	-	-	-	-	-	-	-	-	-	-	1	-50.0%	▼	1
Domestic and Family - Level 1	2016	-	-	-	-	1	-	-	-	-	-	-	-	1			1
Domestic and Family - Level 2	2015	-	-	-	1	-	-	-	-	-	-	-	-	1			1
General Civil - Level 1	2015	-	-	1	-	-	-	-	-	-	-	-	-	1			1
General Civil - Level 2	2015	2	-	-	-	-	1	7	-	-	-	-	1	3			11
	2016	-	-	-	1	1	-	-	-	-	-	-	-	2	-33.3%	▼	2
General Civil - Level 3	2015	-	-	-	-	-	1	-	-	-	-	-	1	1			2
	2016	-	1	-	-	-	-	-	-	-	-	-	-	1	0.0%	↔	1
Miscellaneous	2015	8	13	7	7	2	11	10	8	8	6	9	16	48			105
	2016	12	7	11	3	4	1	-	-	-	-	-	-	38	-20.8%	▼	38
Misdemeanor	2015	-	-	-	4	-	-	1	-	-	-	1	1	4			7
	2016	-	4	4	-	-	5	-	-	-	-	-	-	13	225.0%	▲	13
Non-Capital Felonies and Related Matters	2015	2	-	-	2	-	2	-	-	-	1	-	4	6			11
	2016	-	1	3	1	1	3	-	-	-	-	-	-	9	50.0%	▲	9
Other	2016	-	1	-	-	-	-	-	-	-	-	-	-	1			1
Other Criminally Related Matters	2015	-	-	-	1	-	-	-	-	-	-	-	-	1			1
	2016	-	-	1	-	-	-	-	-	-	-	-	-	1	0.0%	↔	1
Uncontested Divorce	2015	2	-	-	-	-	-	-	-	1	-	-	2	2			5
	2016	-	-	1	2	2	-	-	-	-	-	-	-	5	150.0%	▲	5

Court: Rockbridge Circuit

Start/End Date: Jan-15 / Jun-16

2015 Average Month: 162

Jan-Jun 2015: 839

Filings Trending: ▲

Circuit/Court ID: 25

225163


Type of Case: Filings

2016 Average Month:208

Jan-Jun 2016 : 1,249

Overall AVG. Month: 177

Monthly Summary



Jan 15-Jun 16

Totals

	2015	2016
Civil	344	186
Criminal	1,035	717
Other	563	346
Total	1,942	1,249

Jan --- Jun Filings

839

2015

1,249

2016

Jan --- Jun Filings

	2015	2016	% Change	Trending
Civil	180	186	3.3%	▲
Criminal	432	717	66.0%	▲
Other	227	346	52.4%	▲
Total	839	1,249	48.9%	▲

	Jan	Feb	Mar	Apr	May	Jun	Jul	Aug	Sep	Oct	Nov	Dec	Thru Jun	% Change	Trending	Total
2015	102	159	139	150	151	138	149	171	327	150	105	201	839			1,942
2016	166	209	225	199	288	162	-	-	-	-	-	-	1,249	48.9%	▲	1,249

		Jan	Feb	Mar	Apr	May	Jun	Jul	Aug	Sep	Oct	Nov	Dec	Thru Jun	% Change	Trending	Total
Administrative Law	2015	-	-	-	-	1	-	-	-	-	-	-	-	1			1
Contested Divorce	2015	3	2	3	3	-	4	-	1	6	4	2	-	15			28
	2016	2	5	8	3	2	1	-	-	-	-	-	-	21	40.0%	▲	21
Domestic and Family - Level 1	2015	2	-	3	-	3	5	2	6	2	1	2	3	13			29
	2016	-	3	-	-	-	2	-	-	-	-	-	-	5	-61.5%	▼	5
Domestic and Family - Level 2	2015	-	-	1	3	-	1	1	1	-	-	2	-	5			9
	2016	-	-	2	2	2	2	-	-	-	-	-	-	8	60.0%	▲	8
General Civil - Level 1	2015	-	-	-	-	1	-	1	1	-	-	-	-	1			3
	2016	-	1	-	-	-	-	-	-	-	-	-	-	1	0.0%	↔	1
General Civil - Level 2	2015	4	6	6	3	3	4	4	3	2	10	3	2	26			50
	2016	5	4	7	5	3	5	-	-	-	-	-	-	29	11.5%	▲	29
General Civil - Level 3	2015	2	1	1	4	4	3	3	1	3	3	5	4	15			34
	2016	5	2	4	2	-	1	-	-	-	-	-	-	14	-6.7%	▼	14
Miscellaneous	2015	49	51	55	56	31	33	55	65	63	44	45	114	275			661
	2016	79	67	87	57	55	60	-	-	-	-	-	-	405	47.3%	▲	405
Misdemeanor	2015	13	28	19	30	21	25	17	25	19	17	15	24	136			253
	2016	11	40	39	44	39	50	-	-	-	-	-	-	223	64.0%	▲	223
Non-Capital Felonies and Related Matters	2015	17	57	34	43	71	48	53	53	224	62	14	41	270			717
	2016	55	77	62	74	171	27	-	-	-	-	-	-	466	72.6%	▲	466
Other	2015	-	1	2	-	-	-	-	-	-	-	1	-	3			4
	2016	-	-	-	1	1	-	-	-	-	-	-	-	2	-33.3%	▼	2
Other Criminally Related Matters	2015	4	6	6	2	5	3	10	6	3	3	13	5	26			66
	2016	3	4	3	5	5	8	-	-	-	-	-	-	28	7.7%	▲	28
Probates/Wills and Trusts - Lev	2016	-	-	1	-	-	-	-	-	-	-	-	-	1			1
Probates/Wills and Trusts - Level 2	2015	1	1	-	-	1	1	1	4	2	1	-	1	4			13
	2016	-	-	-	-	-	1	-	-	-	-	-	-	1	-75.0%	▼	1
Uncontested Divorce	2015	7	6	9	6	10	11	2	5	3	5	3	7	49			74
	2016	6	6	12	6	10	5	-	-	-	-	-	-	45	-8.2%	▼	45

Court: Buena Vista Circuit

Start/End Date: Jan-15 / Jun-16

2015 Average Month: 36

Jan-Jun 2015: 175

Filings Trending: ▲

Circuit/Court ID: 25

225530


Type of Case: Filings

2016 Average Month:44

Jan-Jun 2016 : 266

Overall AVG. Month: 39

Monthly Summary




Jan 15-Jun 16

Totals

	2015	2016
Civil	75	51
Criminal	253	137
Other	99	78
Total	427	266

Jan --- Jun Filings



175 2015 266 2016

Jan --- Jun Filings

	2015	2016	% Change	Trending
Civil	41	51	24.4%	▲
Criminal	101	137	35.6%	▲
Other	33	78	136.4%	▲
Total	175	266	52.0%	▲

	Jan	Feb	Mar	Apr	May	Jun	Jul	Aug	Sep	Oct	Nov	Dec	Thru Jun	% Change	Trending	Total
2015	40	26	31	31	23	24	25	28	102	20	26	51	175			427
2016	66	42	39	59	27	33	-	-	-	-	-	-	266	52.0%	▲	266

		Jan	Feb	Mar	Apr	May	Jun	Jul	Aug	Sep	Oct	Nov	Dec	Thru Jun	% Change	Trending	Total
Administrative Law	2016	1	-	-	-	-	-	-	-	-	-	-	-	1			1
Contested Divorce	2015	1	-	2	2	-	1	-	1	1	1	-	1	6			10
	2016	1	1	1	2	-	2	-	-	-	-	-	-	7	16.7%	▲	7
Domestic and Family - Level 1	2015	-	-	1	-	1	-	2	-	2	1	2	1	2			10
	2016	1	1	-	-	-	-	-	-	-	-	-	-	2	0.0%	↔	2
Domestic and Family - Level 2	2015	-	-	-	1	1	-	-	-	-	-	-	1	2			3
	2016	-	-	4	-	-	-	-	-	-	-	-	-	4	100.0%	▲	4
General Civil - Level 2	2015	-	-	-	-	1	-	-	-	-	1	-	2	1			4
	2016	-	-	-	2	1	1	-	-	-	-	-	-	4	300.0%	▲	4
General Civil - Level 3	2015	-	2	-	-	-	2	-	-	-	-	-	2	4			6
	2016	-	-	1	-	-	1	-	-	-	-	-	-	2	-50.0%	▼	2
Miscellaneous	2015	4	11	7	8	6	6	8	9	14	7	7	25	42			112
	2016	17	13	18	15	15	16	-	-	-	-	-	-	94	123.8%	▲	94
Misdemeanor	2015	1	5	3	10	8	1	4	7	1	1	2	6	28			49
	2016	3	5	2	8	3	4	-	-	-	-	-	-	25	-10.7%	▼	25
Non-Capital Felonies and Related Matters	2015	31	4	15	5	1	12	10	8	82	7	12	11	68			198
	2016	40	18	10	25	7	8	-	-	-	-	-	-	108	58.8%	▲	108
Other	2015	-	-	-	-	1	-	-	-	-	-	1	-	1			2
Other Criminally Related Matters	2015	-	-	-	3	2	-	-	-	-	-	1	-	5			6
	2016	-	2	-	1	-	1	-	-	-	-	-	-	4	-20.0%	▼	4
Probates/Wills and Trusts - Level 2	2015	1	1	3	-	-	-	-	-	1	-	-	-	5			6
	2016	1	-	-	1	-	-	-	-	-	-	-	-	2	-60.0%	▼	2
Uncontested Divorce	2015	2	3	-	2	2	2	1	3	1	2	1	2	11			21
	2016	2	2	3	5	1	-	-	-	-	-	-	-	13	18.2%	▲	13

Court: Staunton Circuit

Start/End Date: Jan-15 / Jun-16

2015 Average Month: 139

Jan-Jun 2015: 787

Filings Trending: ▲

Circuit/Court ID: 25

225790


Type of Case: Filings

2016 Average Month:147

Jan-Jun 2016 : 884

Overall AVG. Month: 142

Monthly Summary



Jan 15-Jun 16

Totals

	2015	2016
Civil	351	188
Criminal	967	513
Other	352	183
Total	1,670	884

Jan --- Jun Filings

787

884

2015

2016

Jan --- Jun Filings

	2015	2016	% Change	Trending
Civil	185	188	1.6%	▲
Criminal	446	513	15.0%	▲
Other	156	183	17.3%	▲
Total	787	884	12.3%	▲

	Jan	Feb	Mar	Apr	May	Jun	Jul	Aug	Sep	Oct	Nov	Dec	Thru Jun	% Change	Trending	Total
2015	149	152	170	99	109	108	138	180	142	142	116	165	787			1,670
2016	170	168	136	147	122	141	-	-	-	-	-	-	884	12.3%	▲	884

		Jan	Feb	Mar	Apr	May	Jun	Jul	Aug	Sep	Oct	Nov	Dec	Thru Jun	% Change	Trending	Total
Administrative Law	2015	-	-	-	1	-	-	-	-	1	-	-	-	1			2
Contested Divorce	2015	2	4	1	1	1	2	4	2	2	1	2	1	11			23
	2016	-	2	3	4	4	2	-	-	-	-	-	-	15	36.4%	▲	15
Domestic and Family - Level 1	2015	-	1	15	1	-	5	2	1	2	6	1	1	22			35
	2016	-	6	5	5	4	7	-	-	-	-	-	-	27	22.7%	▲	27
Domestic and Family - Level 2	2015	8	12	6	5	1	10	12	7	8	4	5	5	42			83
	2016	3	11	2	9	5	5	-	-	-	-	-	-	35	-16.7%	▼	35
General Civil - Level 1	2015	-	1	1	-	1	-	-	-	-	1	-	-	3			4
	2016	2	-	1	1	-	-	-	-	-	-	-	-	4	33.3%	▲	4
General Civil - Level 2	2015	2	-	2	3	1	3	1	1	1	5	1	3	11			23
	2016	-	3	2	1	3	-	-	-	-	-	-	-	9	-18.2%	▼	9
General Civil - Level 3	2015	3	-	4	2	2	3	1	1	-	2	-	2	14			20
	2016	1	2	1	1	2	3	-	-	-	-	-	-	10	-28.6%	▼	10
Miscellaneous	2015	35	36	33	26	23	18	34	28	43	22	27	63	171			388
	2016	43	34	40	25	24	44	-	-	-	-	-	-	210	22.8%	▲	210
Misdemeanor	2015	10	12	16	10	5	2	11	9	14	12	12	14	55			127
	2016	15	15	7	13	9	16	-	-	-	-	-	-	75	36.4%	▲	75
Non-Capital Felonies and Related Matters	2015	80	72	74	39	54	45	56	122	55	79	47	70	364			793
	2016	93	89	68	70	60	52	-	-	-	-	-	-	432	18.7%	▲	432
Other	2015	4	7	3	7	2	3	11	6	5	7	4	2	26			61
	2016	11	-	2	7	1	5	-	-	-	-	-	-	26	0.0%	↔	26
Other Criminally Related Matters	2015	-	3	9	1	9	5	2	1	6	-	11	-	27			47
	2016	-	2	-	1	3	-	-	-	-	-	-	-	6	-77.8%	▼	6
Probates/Wills and Trusts - Level 2	2015	1	-	-	-	1	2	2	-	1	-	1	-	4			8
	2016	1	-	2	-	1	2	-	-	-	-	-	-	6	50.0%	▲	6
Protective Orders	2015	-	-	-	-	-	-	-	-	1	-	1	-	0			2
Uncontested Divorce	2015	4	4	6	3	9	10	2	2	3	3	4	4	36	0.0%	↔	54
	2016	1	4	3	10	6	5	-	-	-	-	-	-	29	-19.4%	▼	29

Court: Waynesboro Circuit

Start/End Date: Jan-15 / Jun-16

2015 Average Month: 150

Jan-Jun 2015: 915

Filings Trending: ▲

Circuit/Court ID: 25

225820


Type of Case: Filings

2016 Average Month:188

Jan-Jun 2016 : 1,127

Overall AVG. Month: 163

Monthly Summary

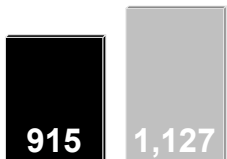


Jan 15-Jun 16

Totals

	2015	2016
Civil	560	360
Criminal	613	396
Other	625	371
Total	1,798	1,127

Jan --- Jun Filings



915 2015 1,127 2016

Jan --- Jun Filings

	2015	2016	% Change	Trending
Civil	294	360	22.4%	▲
Criminal	305	396	29.8%	▲
Other	316	371	17.4%	▲
Total	915	1,127	23.2%	▲

	Jan	Feb	Mar	Apr	May	Jun	Jul	Aug	Sep	Oct	Nov	Dec	Thru Jun	% Change	Trending	Total
2015	193	141	159	167	148	107	152	161	147	124	136	163	915			1,798
2016	152	207	204	179	187	198	-	-	-	-	-	-	1,127	23.2%	▲	1,127

		Jan	Feb	Mar	Apr	May	Jun	Jul	Aug	Sep	Oct	Nov	Dec	Thru Jun	% Change	Trending	Total
Administrative Law	2016	1	-	-	-	-	-	-	-	-	-	-	-	1			1
Contested Divorce	2015	10	10	12	7	4	6	11	8	9	9	4	8	49			98
	2016	10	19	12	7	9	10	-	-	-	-	-	-	67	36.7%	▲	67
Domestic and Family - Level 1	2015	3	3	5	2	7	1	6	6	-	1	15	-	21			49
	2016	4	8	3	11	2	11	-	-	-	-	-	-	39	85.7%	▲	39
Domestic and Family - Level 2	2015	-	-	1	2	1	2	2	1	-	-	-	-	6			9
	2016	2	2	-	3	2	4	-	-	-	-	-	-	13	116.7%	▲	13
General Civil - Level 1	2015	-	-	-	-	-	-	1	-	-	-	-	-	0			1
	2016	1	-	-	-	-	-	-	-	-	-	-	-	1	0.0%	↔	1
General Civil - Level 2	2015	2	4	5	1	2	1	-	2	1	2	3	-	15			23
	2016	1	2	2	1	1	3	-	-	-	-	-	-	10	-33.3%	▼	10
General Civil - Level 3	2015	1	-	-	2	-	3	-	8	1	4	2	5	6			26
	2016	-	3	2	3	4	2	-	-	-	-	-	-	14	133.3%	▲	14
Miscellaneous	2015	36	25	23	25	27	28	28	23	38	24	24	57	164			358
	2016	36	34	43	34	27	32	-	-	-	-	-	-	206	25.6%	▲	206
Misdemeanor	2015	10	6	14	6	11	6	16	11	11	12	5	14	53			122
	2016	9	12	21	7	14	20	-	-	-	-	-	-	83	56.6%	▲	83
Non-Capital Felonies and Related Matters	2015	66	18	18	69	56	13	37	49	29	28	42	35	240			460
	2016	41	26	54	56	67	58	-	-	-	-	-	-	302	25.8%	▲	302
Other	2015	41	50	43	26	24	23	30	34	40	16	25	25	207			377
	2016	23	68	39	41	24	26	-	-	-	-	-	-	221	6.8%	▲	221
Other Criminally Related Matters	2015	-	-	1	6	1	4	3	1	5	7	2	1	12			31
	2016	-	-	-	-	12	-	-	-	-	-	-	-	12	0.0%	↔	12
Probates/Wills and Trusts - Level 1	2015	1	-	1	-	-	-	-	-	-	1	-	-	2			3
	2016	-	-	1	-	-	-	-	-	-	-	-	-	1	-50.0%	▼	1
Probates/Wills and Trusts - Level 2	2015	-	1	1	1	-	1	-	-	-	1	-	-	4			5
	2016	-	-	1	2	1	1	-	-	-	-	-	-	5	25.0%	▲	5
Uncontested Divorce	2015	23	24	35	20	15	19	18	18	13	19	14	18	136			236
	2016	24	33	26	14	24	31	-	-	-	-	-	-	152	11.8%	▲	152

Court: Clarke Circuit

Start/End Date: Jan-15 / Jun-16

2015 Average Month: 52

Jan-Jun 2015: 289

Filings Trending: ▲

Circuit/Court ID: 26

226043


Type of Case: Filings

2016 Average Month:56

Jan-Jun 2016 : 333

Overall AVG. Month: 53

Monthly Summary



Jan 15-Jun 16

Totals

	2015	2016
Civil	129	57
Criminal	232	131
Other	258	145
Total	619	333

Jan --- Jun Filings

289

333

2015

2016

Jan --- Jun Filings

	2015	2016	% Change	Trending
Civil	68	57	-16.2%	▼
Criminal	111	131	18.0%	▲
Other	110	145	31.8%	▲
Total	289	333	15.2%	▲

	Jan	Feb	Mar	Apr	May	Jun	Jul	Aug	Sep	Oct	Nov	Dec	Thru Jun	% Change	Trending	Total
2015	29	53	45	79	42	41	71	40	45	67	38	69	289			619
2016	69	49	55	62	50	48	-	-	-	-	-	-	333	15.2%	▲	333

		Jan	Feb	Mar	Apr	May	Jun	Jul	Aug	Sep	Oct	Nov	Dec	Thru Jun	% Change	Trending	Total
Contested Divorce	2015	-	3	3	1	4	-	1	-	1	-	2	1	11			16
	2016	1	2	-	1	2	-	-	-	-	-	-	-	6	-45.5%	▼	6
Domestic and Family - Level 1	2015	-	-	1	-	1	-	-	-	1	-	-	-	2			3
	2016	1	-	-	1	-	1	-	-	-	-	-	-	3	50.0%	▲	3
Domestic and Family - Level 2	2015	-	-	1	1	-	-	1	-	-	-	-	-	2			3
	2016	-	-	1	1	-	-	-	-	-	-	-	-	2	0.0%	↔	2
General Civil - Level 1	2015	-	-	-	-	1	-	1	-	-	-	-	-	1			2
General Civil - Level 2	2015	1	2	1	5	1	-	-	1	1	2	1	-	10			15
	2016	1	-	1	2	1	-	-	-	-	-	-	-	5	-50.0%	▼	5
General Civil - Level 3	2015	-	-	-	1	1	-	1	-	2	2	1	-	2			8
	2016	1	-	1	1	6	4	-	-	-	-	-	-	13	550.0%	▲	13
Miscellaneous	2015	16	30	23	23	16	15	24	25	27	28	23	49	123			299
	2016	28	31	26	27	20	29	-	-	-	-	-	-	161	30.9%	▲	161
Misdemeanor	2015	2	1	3	5	3	7	8	1	5	10	3	7	21			55
	2016	10	4	3	3	5	1	-	-	-	-	-	-	26	23.8%	▲	26
Non-Capital Felonies and Related Matters	2015	6	10	8	40	10	13	30	6	7	23	4	10	87			167
	2016	24	9	18	26	13	11	-	-	-	-	-	-	101	16.1%	▲	101
Other	2015	-	1	-	-	-	-	-	-	-	-	-	-	1			1
Other Criminally Related Matters	2015	-	-	1	-	-	2	-	4	1	-	-	2	3			10
	2016	2	-	2	-	-	-	-	-	-	-	-	-	4	33.3%	▲	4
Probates/Wills and Trusts - Lev	2015	-	1	-	1	-	-	-	-	-	-	-	-	2			2
Uncontested Divorce	2015	4	5	4	2	5	4	5	3	-	2	4	-	24			38
	2016	1	3	3	-	3	2	-	-	-	-	-	-	12	-50.0%	▼	12

Court: Frederick Circuit

Start/End Date: Jan-15 / Jun-16

2015 Average Month: 391

Jan-Jun 2015: 2,409

Filings Trending: ↔

Circuit/Court ID: 26

226069


Type of Case: Filings

2016 Average Month: 407

Jan-Jun 2016 : 2,444

Overall AVG. Month: 397

Monthly Summary



Jan 15-Jun 16

Totals

	2015	2016
Civil	895	425
Criminal	2,482	1,105
Other	1,318	914
Total	4,695	2,444

Jan --- Jun Filings

2,409

2015

2,444

2016

Jan --- Jun Filings

	2015	2016	% Change	Trending
Civil	459	425	-7.4%	▼
Criminal	1,367	1,105	-19.2%	▼
Other	583	914	56.8%	▲
Total	2,409	2,444	1.5%	▲

	Jan	Feb	Mar	Apr	May	Jun	Jul	Aug	Sep	Oct	Nov	Dec	Thru Jun	% Change	Trending	Total
2015	394	317	399	496	326	477	420	291	344	467	292	472	2,409			4,695
2016	374	438	467	352	419	394	-	-	-	-	-	-	2,444	1.5%	▲	2,444

		Jan	Feb	Mar	Apr	May	Jun	Jul	Aug	Sep	Oct	Nov	Dec	Thru Jun	% Change	Trending	Total
Administrative Law	2015	-	-	1	-	-	1	-	-	-	-	-	-	2			2
	2016	-	-	-	-	-	1	-	-	-	-	-	-	1	-50.0%	▼	1
Capital Murder	2015	-	-	-	-	-	-	-	-	-	-	-	-	-			-
	2016	-	-	4	-	-	-	-	-	-	-	-	-	4			4
Contested Divorce	2015	5	10	14	15	6	9	6	10	7	7	5	14	59			108
	2016	7	6	11	9	15	5	-	-	-	-	-	-	53	-10.2%	▼	53
Domestic and Family - Level 1	2015	2	4	7	7	6	6	2	3	5	7	9	2	32			60
	2016	-	5	3	5	6	7	-	-	-	-	-	-	26	-18.8%	▼	26
Domestic and Family - Level 2	2015	3	1	1	-	3	2	1	2	3	3	5	1	10			25
	2016	2	-	3	2	3	2	-	-	-	-	-	-	12	20.0%	▲	12
General Civil - Level 1	2015	-	-	-	1	-	-	-	-	1	1	-	-	1			3
	2016	-	1	2	-	-	-	-	-	-	-	-	-	3	200.0%	▲	3
General Civil - Level 2	2015	7	5	7	11	10	7	8	6	11	5	5	7	47			89
	2016	3	12	11	4	9	4	-	-	-	-	-	-	43	-8.5%	▼	43
General Civil - Level 3	2015	4	5	5	7	3	8	2	4	3	5	2	2	32			50
	2016	2	7	-	-	6	4	-	-	-	-	-	-	19	-40.6%	▼	19
Miscellaneous	2015	110	113	123	151	110	98	141	100	118	123	137	248	705			1,572
	2016	174	223	224	131	125	156	-	-	-	-	-	-	1,033	46.5%	▲	1,033
Misdemeanor	2015	42	53	53	40	23	127	55	43	35	62	18	18	338			569
	2016	28	27	32	34	36	32	-	-	-	-	-	-	189	-44.1%	▼	189
Non-Capital Felonies and Related Matters	2015	201	97	153	233	138	182	179	82	134	224	77	153	1,004			1,853
	2016	136	132	139	130	188	162	-	-	-	-	-	-	887	-11.7%	▼	887
Other	2015	-	1	-	-	-	-	1	1	-	-	-	-	1			3
	2016	5	4	1	7	5	3	5	13	2	11	2	5	25			63
Other Criminally Related Matters	2015	4	3	10	6	2	3	-	-	-	-	-	-	28	12.0%	▲	28
	2016	-	-	-	1	-	1	-	-	-	-	-	-	2			2
Probates/Wills and Trusts - Lev	2015	2	1	2	4	4	3	-	2	2	2	1	2	16			25
	2016	2	1	2	3	4	-	-	-	-	-	-	-	12	-25.0%	▼	12
Uncontested Divorce	2015	13	23	32	19	18	30	20	25	23	17	31	20	135			271
	2016	16	21	26	28	25	18	-	-	-	-	-	-	134	-0.7%	▼	134

Court: Page Circuit

Start/End Date: Jan-15 / Jun-16

2015 Average Month: 139

Jan-Jun 2015: 854

Filings Trending: ▲

Circuit/Court ID: 26

226139


Type of Case: Filings

2016 Average Month:169

Jan-Jun 2016 : 1,013

Overall AVG. Month: 149

Monthly Summary

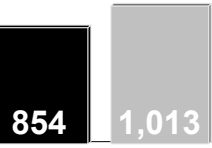


Jan 15-Jun 16

Totals

	2015	2016
Civil	276	141
Criminal	991	604
Other	400	268
Total	1,667	1,013

Jan --- Jun Filings



854 2015 1,013 2016

Jan --- Jun Filings

	2015	2016	% Change	Trending
Civil	142	141	-0.7%	▼
Criminal	540	604	11.9%	▲
Other	172	268	55.8%	▲
Total	854	1,013	18.6%	▲

	Jan	Feb	Mar	Apr	May	Jun	Jul	Aug	Sep	Oct	Nov	Dec	Thru Jun	% Change	Trending	Total
2015	194	108	155	125	142	130	158	117	149	125	108	156	854			1,667
2016	242	198	172	149	153	99	-	-	-	-	-	-	1,013	18.6%	▲	1,013

		Jan	Feb	Mar	Apr	May	Jun	Jul	Aug	Sep	Oct	Nov	Dec	Thru Jun	% Change	Trending	Total
Administrative Law	2015	-	-	-	-	-	-	-	-	-	-	1	1	0			2
Contested Divorce	2015	1	2	5	5	3	1	2	4	1	2	-	5	17	0.0%	↔	31
	2016	3	3	2	2	4	2	-	-	-	-	-	-	16	-5.9%	▼	16
Domestic and Family - Level 1	2015	2	1	1	2	-	-	-	1	3	1	-	1	6			12
	2016	3	-	-	-	1	3	-	-	-	-	-	-	7	16.7%	▲	7
Domestic and Family - Level 2	2015	1	1	-	1	-	1	-	-	-	2	2	2	4			10
	2016	-	-	-	-	-	1	-	-	-	-	-	-	1	-75.0%	▼	1
General Civil - Level 1	2016	-	-	1	-	-	-	-	-	-	-	-	-	1			1
General Civil - Level 2	2015	1	2	6	2	2	7	6	1	2	3	-	3	20			35
	2016	1	3	4	-	5	2	-	-	-	-	-	-	15	-25.0%	▼	15
General Civil - Level 3	2015	-	-	1	3	2	1	5	-	-	1	2	1	7			16
	2016	1	-	4	-	3	2	-	-	-	-	-	-	10	42.9%	▲	10
Miscellaneous	2015	42	40	41	22	32	33	40	23	43	44	33	82	210			475
	2016	71	71	57	34	35	36	-	-	-	-	-	-	304	44.8%	▲	304
Misdemeanor	2015	33	13	15	7	26	23	27	26	11	17	20	11	117			229
	2016	29	8	15	22	24	3	-	-	-	-	-	-	101	-13.7%	▼	101
Non-Capital Felonies and Related Matters	2015	108	38	74	77	60	52	63	55	74	48	38	41	409			728
	2016	76	97	78	81	67	43	-	-	-	-	-	-	442	8.1%	▲	442
Other	2015	1	1	4	-	-	1	2	-	1	1	1	1	7			13
	2016	-	2	4	5	1	-	-	-	-	-	-	-	12	71.4%	▲	12
Other Criminally Related Matters	2015	1	-	1	1	8	3	5	1	11	-	3	1	14			35
	2016	56	1	-	3	2	-	-	-	-	-	-	-	62	342.9%	▲	62
Probates/Wills and Trusts - Lev	2016	-	-	-	-	1	-	-	-	-	-	-	-	1			1
Probates/Wills and Trusts - Level 2	2015	-	2	1	1	1	1	-	-	-	1	-	-	6			7
	2016	1	-	-	1	1	-	-	-	-	-	-	-	3	-50.0%	▼	3
Protective Orders	2015	1	-	-	-	-	-	-	-	-	-	-	-	1			1
Uncontested Divorce	2015	3	8	6	4	8	7	8	6	3	5	8	7	36			73
	2016	1	13	7	1	9	7	-	-	-	-	-	-	38	5.6%	▲	38

Court: Rockingham Circuit

Start/End Date: Jan-15 / Jun-16

2015 Average Month: 591

Jan-Jun 2015: 3,512

Filings Trending: ⇄

Circuit/Court ID: 26

226165


Type of Case: Filings

2016 Average Month:593

Jan-Jun 2016 : 3,555

Overall AVG. Month: 592

Monthly Summary



Jan 15-Jun 16

Totals

	2015	2016
Civil	1,625	840
Criminal	3,033	1,427
Other	2,436	1,288
Total	7,094	3,555

Jan --- Jun Filings

3,512

2015

3,555

2016

Jan --- Jun Filings

	2015	2016	% Change	Trending
Civil	793	840	5.9%	▲
Criminal	1,685	1,427	-15.3%	▼
Other	1,034	1,288	24.6%	▲
Total	3,512	3,555	1.2%	▲

	Jan	Feb	Mar	Apr	May	Jun	Jul	Aug	Sep	Oct	Nov	Dec	Thru Jun	% Change	Trending	Total
2015	515	588	584	557	647	621	538	531	470	571	523	949	3,512			7,094
2016	566	644	639	578	534	594	-	-	-	-	-	-	3,555	1.2%	▲	3,555

		Jan	Feb	Mar	Apr	May	Jun	Jul	Aug	Sep	Oct	Nov	Dec	Thru Jun	% Change	Trending	Total
Administrative Law	2015	-	1	-	1	-	-	3	1	-	1	1	1	2			9
	2016	-	1	1	1	-	1	-	-	-	-	-	-	4	100.0%	▲	4
Capital Murder	2015	-	-	-	4	-	-	-	-	-	-	-	-	4			4
	2016	-	-	-	1	-	-	-	-	-	-	-	-	1	-75.0%	▼	1
Contested Divorce	2015	12	10	18	9	22	11	14	16	12	14	18	9	82			165
	2016	8	6	9	7	7	14	-	-	-	-	-	-	51	-37.8%	▼	51
Domestic and Family - Level 1	2015	6	2	5	3	3	9	20	6	5	15	19	6	28			99
	2016	8	7	4	3	9	44	-	-	-	-	-	-	75	167.9%	▲	75
Domestic and Family - Level 2	2015	5	1	14	4	15	17	3	5	8	18	19	5	56			114
	2016	9	4	3	20	4	6	-	-	-	-	-	-	46	-17.9%	▼	46
General Civil - Level 1	2015	2	2	-	1	2	1	1	1	2	-	-	-	8			12
	2016	1	-	2	-	-	1	-	-	-	-	-	-	4	-50.0%	▼	4
General Civil - Level 2	2015	13	14	9	11	10	17	11	12	18	5	22	9	74			151
	2016	11	12	18	19	17	13	-	-	-	-	-	-	90	21.6%	▲	90
General Civil - Level 3	2015	3	3	10	7	7	7	1	4	7	1	11	5	37			66
	2016	6	6	3	2	4	3	-	-	-	-	-	-	24	-35.1%	▼	24
Miscellaneous	2015	147	198	164	156	152	135	148	131	166	176	141	415	952			2,129
	2016	240	256	221	165	132	187	-	-	-	-	-	-	1,201	26.2%	▲	1,201
Misdemeanor	2015	43	43	56	41	64	74	37	47	35	35	39	51	321			565
	2016	27	62	65	46	45	46	-	-	-	-	-	-	291	-9.3%	▼	291
Non-Capital Felonies and Related Matters	2015	170	212	211	224	250	254	184	203	134	198	148	203	1,321			2,391
	2016	150	172	202	205	205	166	-	-	-	-	-	-	1,100	-16.7%	▼	1,100
Other	2015	77	67	55	67	51	66	71	65	56	74	77	219	383			945
	2016	68	70	59	66	65	62	-	-	-	-	-	-	390	1.8%	▲	390
Other Criminally Related Matters	2015	3	7	8	6	10	7	3	6	3	8	6	9	41			76
	2016	9	10	4	6	2	7	-	-	-	-	-	-	38	-7.3%	▼	38
Probates/Wills and Trusts - Level 1	2015	-	-	-	-	-	1	-	1	-	-	1	-	1			3
	2016	-	-	-	1	-	2	-	-	-	-	-	-	3	200.0%	▲	3
Probates/Wills and Trusts - Level 2	2015	8	1	1	4	2	1	1	3	-	5	2	-	17			28
	2016	1	2	6	2	4	2	-	-	-	-	-	-	17	0.0%	⇄	17
Protective Orders	2015	-	1	3	1	5	-	1	-	-	-	2	-	10			13
	2016	-	-	-	2	1	4	-	-	-	-	-	-	7	-30.0%	▼	7
Uncontested Divorce	2015	26	26	30	18	54	21	40	30	24	21	17	17	175			324
	2016	28	36	42	32	39	36	-	-	-	-	-	-	213	21.7%	▲	213

Court: Shenandoah Circuit

Start/End Date: Jan-15 / Jun-16

2015 Average Month: 265

Jan-Jun 2015: 1,530

Filings Trending: ▲

Circuit/Court ID: 26

226171


Type of Case: Filings

2016 Average Month:295

Jan-Jun 2016 : 1,772

Overall AVG. Month: 275

Monthly Summary

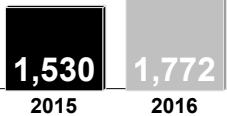


Jan 15-Jun 16

Totals

	2015	2016
Civil	425	232
Criminal	1,351	700
Other	1,402	840
Total	3,178	1,772

Jan --- Jun Filings



20152016

Jan --- Jun Filings

	2015	2016	% Change	Trending
Civil	210	232	10.5%	▲
Criminal	716	700	-2.2%	▼
Other	604	840	39.1%	▲
Total	1,530	1,772	15.8%	▲

	Jan	Feb	Mar	Apr	May	Jun	Jul	Aug	Sep	Oct	Nov	Dec	Thru Jun	% Change	Trending	Total
2015	260	303	265	302	141	259	208	263	243	323	164	447	1,530			3,178
2016	345	244	333	304	280	266	-	-	-	-	-	-	1,772	15.8%	▲	1,772

		Jan	Feb	Mar	Apr	May	Jun	Jul	Aug	Sep	Oct	Nov	Dec	Thru Jun	% Change	Trending	Total
Administrative Law	2015	-	-	-	-	1	-	1	-	-	-	-	-	1			2
Contested Divorce	2015	-	-	5	7	6	7	6	2	3	2	5	2	25			45
	2016	5	3	1	4	1	4	-	-	-	-	-	-	18	-28.0%	▼	18
Domestic and Family - Level 1	2015	6	3	2	9	2	4	3	12	8	2	4	1	26			56
	2016	6	-	6	6	1	-	-	-	-	-	-	-	19	-26.9%	▼	19
Domestic and Family - Level 2	2015	2	2	-	2	1	4	1	1	1	-	-	1	11			15
	2016	-	3	2	4	-	2	-	-	-	-	-	-	11	0.0%	↔	11
General Civil - Level 1	2015	-	-	1	-	-	-	-	-	2	-	-	-	1			3
	2016	-	-	1	-	-	-	-	-	-	-	-	-	1	0.0%	↔	1
General Civil - Level 2	2015	1	4	3	2	3	4	2	2	5	1	3	3	17			33
	2016	1	1	9	2	2	5	-	-	-	-	-	-	20	17.6%	▲	20
General Civil - Level 3	2015	2	-	3	2	2	1	-	2	3	-	2	1	10			18
	2016	3	-	-	1	-	1	-	-	-	-	-	-	5	-50.0%	▼	5
Miscellaneous	2015	73	54	85	66	52	75	64	84	76	71	93	142	405			935
	2016	117	102	120	82	79	79	-	-	-	-	-	-	579	43.0%	▲	579
Misdemeanor	2015	17	45	35	16	8	17	15	19	24	122	9	38	138			365
	2016	27	23	18	16	42	39	-	-	-	-	-	-	165	19.6%	▲	165
Non-Capital Felonies and Related Matters	2015	110	90	99	128	34	95	74	42	73	79	8	98	556			930
	2016	99	71	74	129	87	64	-	-	-	-	-	-	524	-5.8%	▼	524
Other	2015	38	91	22	53	27	42	33	70	39	29	23	148	273			615
	2016	80	28	86	39	55	64	-	-	-	-	-	-	352	28.9%	▲	352
Other Criminally Related Matters	2015	1	8	1	5	2	5	-	19	-	10	2	3	22			56
	2016	-	1	6	4	-	1	-	-	-	-	-	-	12	-45.5%	▼	12
Probates/Wills and Trusts - Lev	2016	1	1	1	-	-	-	-	-	-	-	-	-	3			3
Probates/Wills and Trusts - Level 2	2015	-	1	-	1	-	-	3	-	-	-	-	2	2			7
	2016	1	2	1	3	1	-	-	-	-	-	-	-	8	300.0%	▲	8
Uncontested Divorce	2015	10	5	9	11	3	5	6	10	9	7	15	8	43			98
	2016	5	9	8	14	12	7	-	-	-	-	-	-	55	27.9%	▲	55

Court: Warren Circuit

Start/End Date: Jan-15 / Jun-16

2015 Average Month: 264

Jan-Jun 2015: 1,501

Filings Trending: ▲

Circuit/Court ID: 26

226187


Type of Case: Filings

2016 Average Month:257

Jan-Jun 2016 : 1,539

Overall AVG. Month: 261

Monthly Summary



Jan 15-Jun 16

Totals

	2015	2016
Civil	676	381
Criminal	1,248	547
Other	1,242	611
Total	3,166	1,539

Jan --- Jun Filings

1,501

2015

1,539

2016

Jan --- Jun Filings

	2015	2016	% Change	Trending
Civil	344	381	10.8%	▲
Criminal	597	547	-8.4%	▼
Other	560	611	9.1%	▲
Total	1,501	1,539	2.5%	▲

	Jan	Feb	Mar	Apr	May	Jun	Jul	Aug	Sep	Oct	Nov	Dec	Thru Jun	% Change	Trending	Total
2015	232	268	224	358	221	198	251	214	255	248	245	452	1,501			3,166
2016	247	259	349	215	202	267	-	-	-	-	-	-	1,539	2.5%	▲	1,539

		Jan	Feb	Mar	Apr	May	Jun	Jul	Aug	Sep	Oct	Nov	Dec	Thru Jun	% Change	Trending	Total
Administrative Law	2015	-	-	-	-	1	-	-	-	-	-	-	-	1			1
Contested Divorce	2015	6	8	14	10	9	10	8	12	8	10	6	6	57			107
	2016	5	8	10	11	5	7	-	-	-	-	-	-	46	-19.3%	▼	46
Domestic and Family - Level 1	2015	1	1	6	5	11	11	4	9	18	12	4	2	35			84
	2016	-	21	2	3	1	6	-	-	-	-	-	-	33	-5.7%	▼	33
Domestic and Family - Level 2	2015	-	-	12	2	4	2	1	5	-	2	5	1	20			34
	2016	-	1	1	-	3	-	-	-	-	-	-	-	5	-75.0%	▼	5
General Civil - Level 1	2015	-	-	-	-	-	-	-	1	-	-	-	-	0			1
General Civil - Level 2	2015	1	6	6	8	8	4	4	2	3	5	3	6	33	0.0%	↔	56
	2016	2	17	4	8	7	12	-	-	-	-	-	-	50	51.5%	▲	50
General Civil - Level 3	2015	1	-	2	3	3	3	1	-	1	1	1	-	12			16
	2016	3	4	4	2	2	5	-	-	-	-	-	-	20	66.7%	▲	20
Miscellaneous	2015	77	66	73	60	53	55	74	64	54	72	88	162	384			898
	2016	110	108	117	86	69	94	-	-	-	-	-	-	584	52.1%	▲	584
Misdemeanor	2015	15	11	14	29	18	14	22	27	20	16	15	22	101			223
	2016	16	8	34	18	13	21	-	-	-	-	-	-	110	8.9%	▲	110
Non-Capital Felonies and Related Matters	2015	83	75	24	162	68	47	76	46	103	74	71	136	459			965
	2016	42	37	120	57	75	78	-	-	-	-	-	-	409	-10.9%	▼	409
Other	2015	25	72	42	46	28	32	34	16	29	43	26	99	245			492
	2016	50	28	31	5	2	2	-	-	-	-	-	-	118	-51.8%	▼	118
Other Criminally Related Matters	2015	10	5	13	4	1	4	6	5	4	-	7	1	37			60
	2016	2	3	6	2	6	9	-	-	-	-	-	-	28	-24.3%	▼	28
Probates/Wills and Trusts - Lev	2015	-	-	-	-	-	-	-	-	1	-	-	-	0			1
Probates/Wills and Trusts - Level 2	2015	2	-	-	1	-	-	1	-	-	-	-	-	3	0.0%	↔	4
	2016	-	-	-	1	1	1	-	-	-	-	-	-	3	0.0%	↔	3
Protective Orders	2015	1	4	-	-	1	1	2	1	1	-	1	1	7			13
	2016	-	1	2	-	1	1	-	-	-	-	-	-	5	-28.6%	▼	5
Uncontested Divorce	2015	10	20	18	28	16	15	18	26	13	13	18	16	107			211
	2016	17	23	18	22	17	31	-	-	-	-	-	-	128	19.6%	▲	128

Court: Winchester Circuit

Start/End Date: Jan-15 / Jun-16

2015 Average Month: 222

Jan-Jun 2015: 1,429

Filings Trending: ▼

Circuit/Court ID: 26

226840


Type of Case: Filings

2016 Average Month:191

Jan-Jun 2016 : 1,143

Overall AVG. Month: 211

Monthly Summary



Jan 15-Jun 16

Totals

	2015	2016
Civil	466	209
Criminal	1,948	808
Other	249	126
Total	2,663	1,143

Jan --- Jun Filings

1,429

2015

1,143

2016

Jan --- Jun Filings

	2015	2016	% Change	Trending
Civil	249	209	-16.1%	▼
Criminal	1,060	808	-23.8%	▼
Other	120	126	5.0%	▲
Total	1,429	1,143	-20.0%	▼

	Jan	Feb	Mar	Apr	May	Jun	Jul	Aug	Sep	Oct	Nov	Dec	Thru Jun	% Change	Trending	Total
2015	200	277	250	213	230	259	263	217	213	189	134	218	1,429			2,663
2016	197	215	213	186	134	198	-	-	-	-	-	-	1,143	-20.0%	▼	1,143

		Jan	Feb	Mar	Apr	May	Jun	Jul	Aug	Sep	Oct	Nov	Dec	Thru Jun	% Change	Trending	Total
Administrative Law	2015	-	-	-	-	-	1	-	-	-	-	-	1	1			2
	2016	1	-	2	-	-	-	-	-	-	-	-	-	3	200.0%	▲	3
Contested Divorce	2015	4	5	5	5	-	6	2	4	6	3	2	-	25			42
	2016	1	2	3	-	-	-	-	-	-	-	-	-	6	-76.0%	▼	6
Domestic and Family - Level 1	2015	4	-	-	-	5	13	4	4	3	-	6	2	22			41
	2016	1	1	11	8	5	8	-	-	-	-	-	-	34	54.5%	▲	34
Domestic and Family - Level 2	2015	3	-	2	3	1	3	4	-	5	3	-	1	12			25
	2016	-	-	5	3	-	3	-	-	-	-	-	-	11	-8.3%	▼	11
General Civil - Level 1	2015	1	1	1	1	-	-	1	1	1	1	2	2	4			12
	2016	-	1	-	-	-	1	-	-	-	-	-	-	2	-50.0%	▼	2
General Civil - Level 2	2015	5	-	20	4	4	3	8	4	3	6	2	3	36			62
	2016	3	4	3	4	8	7	-	-	-	-	-	-	29	-19.4%	▼	29
General Civil - Level 3	2015	6	1	3	6	2	3	1	-	1	3	1	3	21			30
	2016	1	2	3	-	1	2	-	-	-	-	-	-	9	-57.1%	▼	9
Miscellaneous	2015	22	37	28	27	28	25	29	29	30	21	35	50	167			361
	2016	40	36	29	28	23	34	-	-	-	-	-	-	190	13.8%	▲	190
Misdemeanor	2015	31	46	43	40	46	46	37	37	26	30	16	43	252			441
	2016	41	25	38	19	10	28	-	-	-	-	-	-	161	-36.1%	▼	161
Non-Capital Felonies and Related Matters	2015	100	172	135	112	127	137	160	120	123	113	59	108	783			1,466
	2016	102	130	109	116	79	101	-	-	-	-	-	-	637	-18.6%	▼	637
Other	2015	3	2	3	2	2	3	1	-	3	2	2	-	15			23
	2016	2	-	2	-	-	-	-	-	-	-	-	-	4	-73.3%	▼	4
Other Criminally Related Matters	2015	6	2	4	3	4	7	2	5	4	-	1	4	26			42
	2016	1	3	2	1	2	2	-	-	-	-	-	-	11	-57.7%	▼	11
Probates/Wills and Trusts - Lev	2015	-	1	-	-	-	-	-	-	-	-	-	-	1			1
Probates/Wills and Trusts - Level 2	2015	1	-	1	-	1	2	2	3	-	2	1	-	5			13
	2016	-	2	1	1	-	-	-	-	-	-	-	-	4	-20.0%	▼	4
Protective Orders	2015	-	-	-	-	-	-	-	-	1	-	-	-	0			1
Uncontested Divorce	2015	14	10	5	10	10	10	12	10	7	5	7	1	59	0.0%	↔	101
	2016	4	9	5	6	6	12	-	-	-	-	-	-	42	-28.8%	▼	42

Court: Bland Circuit

Start/End Date: Jan-15 / Jun-16

2015 Average Month: 29

Jan-Jun 2015: 152

Filings Trending: ▲

Circuit/Court ID: 27

227021


Type of Case: Filings

2016 Average Month:49

Jan-Jun 2016 : 292

Overall AVG. Month: 35

Monthly Summary

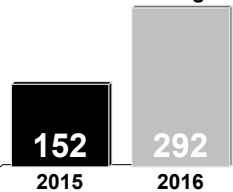


Jan 15-Jun 16

Totals

	2015	2016
Civil	76	45
Criminal	54	87
Other	212	160
Total	342	292

Jan --- Jun Filings



152 2015 292 2016

Jan --- Jun Filings

	2015	2016	% Change	Trending
Civil	37	45	21.6%	▲
Criminal	26	87	234.6%	▲
Other	89	160	79.8%	▲
Total	152	292	92.1%	▲

	Jan	Feb	Mar	Apr	May	Jun	Jul	Aug	Sep	Oct	Nov	Dec	Thru Jun	% Change	Trending	Total
2015	20	32	29	24	28	19	23	26	30	38	26	47	152			342
2016	58	63	48	33	46	44	-	-	-	-	-	-	292	92.1%	▲	292

		Jan	Feb	Mar	Apr	May	Jun	Jul	Aug	Sep	Oct	Nov	Dec	Thru Jun	% Change	Trending	Total
Administrative Law	2016	-	1	-	-	-	-	-	-	-	-	-	-	1			1
Contested Divorce	2015	2	1	1	2	-	-	1	2	1	-	-	-	6			10
	2016	-	1	1	-	1	2	-	-	-	-	-	-	5	-16.7%	▼	5
Domestic and Family - Level 1	2015	-	-	-	3	-	1	-	2	-	-	2	1	4			9
	2016	1	-	-	1	-	-	-	-	-	-	-	-	2	-50.0%	▼	2
Domestic and Family - Level 2	2015	-	-	1	-	2	-	-	-	1	-	-	-	3			4
General Civil - Level 2	2015	-	1	-	2	-	-	-	-	-	-	-	-	3			3
	2016	1	1	-	-	2	2	-	-	-	-	-	-	6	100.0%	▲	6
General Civil - Level 3	2015	1	-	-	-	1	1	1	-	-	1	1	1	3			7
	2016	-	2	-	-	1	-	-	-	-	-	-	-	3	0.0%	↔	3
Miscellaneous	2015	13	23	22	12	15	10	12	14	17	30	19	41	95			228
	2016	44	38	33	27	10	17	-	-	-	-	-	-	169	77.9%	▲	169
Misdemeanor	2015	-	3	-	1	-	-	1	1	-	1	1	-	4			8
	2016	-	-	1	-	2	1	-	-	-	-	-	-	4	0.0%	↔	4
Non-Capital Felonies and Related Matters	2015	2	1	4	2	8	3	6	4	6	2	-	2	20			40
	2016	10	15	9	4	29	17	-	-	-	-	-	-	84	320.0%	▲	84
Other	2015	-	-	-	-	-	1	-	-	-	-	-	-	1			1
	2016	-	1	-	-	-	2	-	-	-	-	-	-	3	200.0%	▲	3
Other Criminally Related Matter	2015	-	1	-	-	1	-	-	2	-	1	1	-	2			6
Probates/Wills and Trusts - Lev	2015	-	-	1	-	-	-	-	-	1	-	-	1	1			3
Uncontested Divorce	2015	2	2	-	2	1	3	2	1	4	3	2	1	10			23
	2016	2	4	4	1	1	3	-	-	-	-	-	-	15	50.0%	▲	15

Court: Carroll Circuit

Start/End Date: Jan-15 / Jun-16

2015 Average Month: 227

Jan-Jun 2015: 1,278

Filings Trending: ▲

Circuit/Court ID: 27

227035


Type of Case: Filings

2016 Average Month:272

Jan-Jun 2016 : 1,629

Overall AVG. Month: 242

Monthly Summary

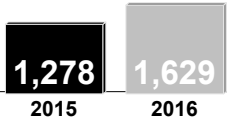


Jan 15-Jun 16

Totals

	2015	2016
Civil	436	253
Criminal	1,071	701
Other	1,213	675
Total	2,720	1,629

Jan --- Jun Filings



20152016

Jan --- Jun Filings

	2015	2016	% Change	Trending
Civil	228	253	11.0%	▲
Criminal	506	701	38.5%	▲
Other	544	675	24.1%	▲
Total	1,278	1,629	27.5%	▲

	Jan	Feb	Mar	Apr	May	Jun	Jul	Aug	Sep	Oct	Nov	Dec	Thru Jun	% Change	Trending	Total
2015	195	190	318	191	181	203	224	202	271	224	163	358	1,278			2,720
2016	303	247	291	250	223	315	-	-	-	-	-	-	1,629	27.5%	▲	1,629

		Jan	Feb	Mar	Apr	May	Jun	Jul	Aug	Sep	Oct	Nov	Dec	Thru Jun	% Change	Trending	Total
Administrative Law	2015	-	1	-	-	1	-	-	-	-	-	-	-	2			2
	2016	-	-	-	-	-	1	-	-	-	-	-	-	1	-50.0%	▼	1
Contested Divorce	2015	1	5	5	4	8	2	7	2	3	3	3	6	25			49
	2016	2	3	2	4	4	4	-	-	-	-	-	-	19	-24.0%	▼	19
Domestic and Family - Level 1	2015	-	-	1	5	1	5	-	-	8	5	1	1	12			27
	2016	1	13	3	4	19	-	-	-	-	-	-	-	40	233.3%	▲	40
Domestic and Family - Level 2	2015	1	2	4	-	1	1	1	-	-	2	1	1	9			14
	2016	2	2	2	2	1	1	-	-	-	-	-	-	10	11.1%	▲	10
General Civil - Level 1	2015	-	-	1	-	-	-	-	-	-	-	-	-	1			1
	2016	-	-	-	1	1	-	-	-	-	-	-	-	2	100.0%	▲	2
General Civil - Level 2	2015	3	2	14	4	11	6	7	3	3	2	2	4	40			61
	2016	3	-	9	2	2	5	-	-	-	-	-	-	21	-47.5%	▼	21
General Civil - Level 3	2015	-	-	4	1	3	1	1	2	3	3	2	4	9			24
	2016	1	2	3	3	3	7	-	-	-	-	-	-	19	111.1%	▲	19
Miscellaneous	2015	88	74	105	90	45	70	96	85	91	84	58	140	472			1,026
	2016	130	118	122	110	68	77	-	-	-	-	-	-	625	32.4%	▲	625
Misdemeanor	2015	11	11	19	10	7	13	9	21	10	19	19	6	71			155
	2016	20	7	6	20	9	18	-	-	-	-	-	-	80	12.7%	▲	80
Non-Capital Felonies and Related Matters	2015	52	54	102	40	63	62	57	56	116	65	54	74	373			795
	2016	97	57	101	69	74	156	-	-	-	-	-	-	554	48.5%	▲	554
Other	2015	19	23	27	21	21	29	24	20	21	15	10	99	140			329
	2016	27	30	20	15	13	16	-	-	-	-	-	-	121	-13.6%	▼	121
Other Criminally Related Matters	2015	12	3	23	5	8	11	14	5	7	11	8	14	62			121
	2016	11	5	8	10	16	18	-	-	-	-	-	-	68	9.7%	▲	68
Probates/Wills and Trusts - Lev	2015	-	-	-	2	-	1	-	-	1	-	-	-	3			4
Probates/Wills and Trusts - Level 2	2015	2	3	1	2	2	-	-	4	1	4	-	3	10			22
	2016	2	1	2	1	2	5	-	-	-	-	-	-	13	30.0%	▲	13
Protective Orders	2015	-	1	-	-	-	-	-	-	-	-	-	-	1			1
Uncontested Divorce	2015	6	11	12	7	10	2	8	4	7	11	5	6	48			89
	2016	7	9	13	9	11	7	-	-	-	-	-	-	56	16.7%	▲	56

Court: Floyd Circuit

Start/End Date: Jan-15 / Jun-16

2015 Average Month: 76

Jan-Jun 2015: 440

Filings Trending: ↔

Circuit/Court ID: 27

227063

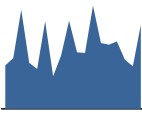
Type of Case: Filings

2016 Average Month:75

Jan-Jun 2016 : 448

Overall AVG. Month: 75

Monthly Summary



Jan 15-Jun 16

Totals

	2015	2016
Civil	209	80
Criminal	331	120
Other	368	248
Total	908	448

Jan --- Jun Filings

440

2015

448

2016

Jan --- Jun Filings

	2015	2016	% Change	Trending
Civil	101	80	-20.8%	▼
Criminal	180	120	-33.3%	▼
Other	159	248	56.0%	▲
Total	440	448	1.8%	▲

	Jan	Feb	Mar	Apr	May	Jun	Jul	Aug	Sep	Oct	Nov	Dec	Thru Jun	% Change	Trending	Total
2015	52	61	119	55	48	105	39	64	106	68	67	124	440			908
2016	79	77	81	59	51	101	-	-	-	-	-	-	448	1.8%	▲	448

		Jan	Feb	Mar	Apr	May	Jun	Jul	Aug	Sep	Oct	Nov	Dec	Thru Jun	% Change	Trending	Total
Contested Divorce	2015	1	-	4	3	1	2	-	1	5	-	-	2	11			19
	2016	2	-	2	3	1	2	-	-	-	-	-	-	10	-9.1%	▼	10
Domestic and Family - Level 1	2015	-	-	-	6	1	2	-	-	-	-	13	2	9			24
	2016	4	1	-	1	2	-	-	-	-	-	-	-	8	-11.1%	▼	8
Domestic and Family - Level 2	2015	-	-	-	2	1	-	-	-	-	-	-	-	3			3
	2016	-	-	-	-	1	-	-	-	-	-	-	-	1	-66.7%	▼	1
General Civil - Level 1	2015	1	1	-	-	-	-	-	-	-	-	-	-	2			2
	2016	-	-	2	-	-	-	-	-	-	-	-	-	2	0.0%	↔	2
General Civil - Level 2	2015	-	1	-	1	-	-	1	3	1	1	2	2	2			12
	2016	2	1	-	-	1	4	-	-	-	-	-	-	8	300.0%	▲	8
General Civil - Level 3	2015	2	1	1	3	1	-	2	4	2	-	1	3	8			20
	2016	-	1	1	1	4	2	-	-	-	-	-	-	9	12.5%	▲	9
Miscellaneous	2015	29	43	33	27	25	31	27	23	38	46	33	76	188			431
	2016	63	67	46	37	24	43	-	-	-	-	-	-	280	48.9%	▲	280
Misdemeanor	2015	1	-	5	-	4	3	1	3	11	4	1	2	13			35
	2016	5	2	2	11	3	6	-	-	-	-	-	-	29	123.1%	▲	29
Non-Capital Felonies and Related Matters	2015	8	4	71	10	9	60	2	17	44	11	7	34	162			277
	2016	2	2	26	2	13	36	-	-	-	-	-	-	81	-50.0%	▼	81
Other Criminally Related Matters	2015	-	4	-	-	1	-	-	5	-	-	9	-	5			19
	2016	-	2	-	1	-	7	-	-	-	-	-	-	10	100.0%	▲	10
Probates/Wills and Trusts - Lev	2015	-	-	-	-	-	-	-	-	1	-	-	-	0			1
Probates/Wills and Trusts - Level 2	2015	3	-	2	1	-	-	-	3	-	1	-	1	6	0.0%	↔	11
	2016	-	1	1	-	-	-	-	-	-	-	-	-	2	-66.7%	▼	2
Uncontested Divorce	2015	7	7	3	2	5	7	6	5	4	5	1	2	31			54
	2016	1	-	1	3	2	1	-	-	-	-	-	-	8	-74.2%	▼	8

Court: Giles Circuit

Start/End Date: Jan-15 / Jun-16

2015 Average Month: 116

Jan-Jun 2015: 609

Filings Trending: ↔

Circuit/Court ID: 27

227071


Type of Case: Filings

2016 Average Month:104

Jan-Jun 2016 : 621

Overall AVG. Month: 112

Monthly Summary



Jan 15-Jun 16

Totals

	2015	2016
Civil	203	110
Criminal	793	245
Other	401	266
Total	1,397	621

Jan --- Jun Filings

609

2015

621

2016

Jan --- Jun Filings

	2015	2016	% Change	Trending
Civil	110	110	-	↔
Criminal	313	245	-21.7%	▼
Other	186	266	43.0%	▲
Total	609	621	2.0%	▲

	Jan	Feb	Mar	Apr	May	Jun	Jul	Aug	Sep	Oct	Nov	Dec	Thru Jun	% Change	Trending	Total
2015	106	96	119	115	84	89	88	122	226	117	88	147	609			1,397
2016	129	114	118	89	79	92	-	-	-	-	-	-	621	2.0%	▲	621

		Jan	Feb	Mar	Apr	May	Jun	Jul	Aug	Sep	Oct	Nov	Dec	Thru Jun	% Change	Trending	Total
Contested Divorce	2015	3	-	2	1	2	2	2	1	2	1	1	1	10			18
	2016	2	1	3	1	3	-	-	-	-	-	-	-	10	0.0%	↔	10
Domestic and Family - Level 1	2015	10	16	1	1	1	3	8	5	5	-	2	5	32			57
	2016	-	7	14	4	2	1	-	-	-	-	-	-	28	-12.5%	▼	28
Domestic and Family - Level 2	2015	-	-	6	-	5	-	-	-	-	1	-	-	11			12
	2016	6	2	1	1	-	1	-	-	-	-	-	-	11	0.0%	↔	11
General Civil - Level 2	2015	1	2	-	3	-	2	1	-	2	4	3	2	8			20
	2016	-	-	1	1	-	1	-	-	-	-	-	-	3	-62.5%	▼	3
General Civil - Level 3	2015	-	1	-	1	-	-	-	2	-	1	1	1	2			7
	2016	2	-	1	3	1	-	-	-	-	-	-	-	7	250.0%	▲	7
Infraction/ Civil Violation	2015	-	-	1	-	-	-	-	-	-	-	-	-	1			1
Miscellaneous	2015	28	31	43	40	24	28	31	36	33	35	27	69	194			425
	2016	55	63	55	43	30	39	-	-	-	-	-	-	285	46.9%	▲	285
Misdemeanor	2015	9	9	10	6	10	6	5	19	23	13	10	7	50			127
	2016	17	23	16	7	13	7	-	-	-	-	-	-	83	66.0%	▲	83
Non-Capital Felonies and Related Matters	2015	50	26	47	42	34	34	32	47	151	52	26	55	233			596
	2016	38	9	22	23	25	38	-	-	-	-	-	-	155	-33.5%	▼	155
Other	2015	-	-	-	-	1	-	-	-	-	-	-	-	1			1
Other Criminally Related Matters	2015	1	5	1	16	-	8	1	8	5	9	17	-	31			71
	2016	2	1	-	1	-	3	-	-	-	-	-	-	7	-77.4%	▼	7
Probates/Wills and Trusts - Lev	2016	-	-	-	-	1	-	-	-	-	-	-	-	1			1
Probates/Wills and Trusts - Level 2	2015	1	3	-	-	1	1	2	1	-	-	-	1	6			10
	2016	3	1	2	-	-	-	-	-	-	-	-	-	6	0.0%	↔	6
Protective Orders	2015	-	1	-	-	-	-	-	1	1	-	-	-	1			3
	2016	4	1	-	-	-	-	-	-	-	-	-	-	5	400.0%	▲	5
Uncontested Divorce	2015	3	2	8	5	6	5	6	2	4	1	1	6	29			49
	2016	-	6	3	5	4	2	-	-	-	-	-	-	20	-31.0%	▼	20

Court: Grayson Circuit

Start/End Date: Jan-15 / Jun-16

2015 Average Month: 112

Jan-Jun 2015: 684

Filings Trending: ▲

Circuit/Court ID: 27

227077


Type of Case: Filings

2016 Average Month:122

Jan-Jun 2016 : 731

Overall AVG. Month: 115

Monthly Summary

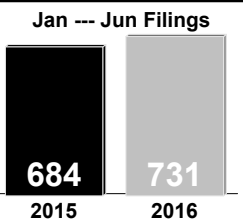


Jan 15-Jun 16

Totals

	2015	2016
Civil	263	105
Criminal	524	280
Other	556	346
Total	1,343	731

Jan --- Jun Filings



684 731

2015 2016

Jan --- Jun Filings

	2015	2016	% Change	Trending
Civil	120	105	-12.5%	▼
Criminal	289	280	-3.1%	▼
Other	275	346	25.8%	▲
Total	684	731	6.9%	▲

	Jan	Feb	Mar	Apr	May	Jun	Jul	Aug	Sep	Oct	Nov	Dec	Thru Jun	% Change	Trending	Total
2015	135	83	142	136	122	66	123	83	103	140	79	131	684			1,343
2016	141	133	110	145	99	103	-	-	-	-	-	-	731	6.9%	▲	731

		Jan	Feb	Mar	Apr	May	Jun	Jul	Aug	Sep	Oct	Nov	Dec	Thru Jun	% Change	Trending	Total
Contested Divorce	2015	2	2	4	3	3	1	5	3	3	3	-	1	15			30
	2016	-	1	2	1	-	2	-	-	-	-	-	-	6	-60.0%	▼	6
Domestic and Family - Level 1	2015	2	-	7	6	5	-	-	-	2	14	20	1	20			57
	2016	-	-	-	1	1	-	-	-	-	-	-	-	2	-90.0%	▼	2
Domestic and Family - Level 2	2015	-	-	-	-	-	-	2	-	-	-	-	-	0			2
	2016	-	-	1	1	1	1	-	-	-	-	-	-	4	0.0%	↔	4
General Civil - Level 1	2015	-	-	2	-	-	-	-	-	-	-	-	-	2			2
General Civil - Level 2	2015	4	1	2	3	3	3	1	4	2	3	1	5	16			32
	2016	2	2	-	3	-	2	-	-	-	-	-	-	9	-43.8%	▼	9
General Civil - Level 3	2015	-	2	-	1	-	-	1	5	1	2	4	1	3			17
	2016	1	2	-	1	-	5	-	-	-	-	-	-	9	200.0%	▲	9
Miscellaneous	2015	43	48	69	63	36	36	32	33	73	44	34	88	295			599
	2016	92	76	62	53	33	55	-	-	-	-	-	-	371	25.8%	▲	371
Misdemeanor	2015	5	12	6	6	21	5	9	8	3	12	5	12	55			104
	2016	8	10	15	19	13	6	-	-	-	-	-	-	71	29.1%	▲	71
Non-Capital Felonies and Related Matters	2015	71	11	41	49	45	11	66	18	11	55	12	21	228			411
	2016	32	30	21	54	41	23	-	-	-	-	-	-	201	-11.8%	▼	201
Other	2015	-	-	-	1	2	1	1	2	2	1	-	-	4			10
	2016	1	2	-	1	4	3	-	-	-	-	-	-	11	175.0%	▲	11
Other Criminally Related Matters	2015	-	1	3	1	-	1	4	1	-	1	-	-	6			12
	2016	-	5	1	2	2	-	-	-	-	-	-	-	10	66.7%	▲	10
Probates/Wills and Trusts - Level 2	2015	1	-	3	-	-	1	-	-	1	2	-	-	5			8
	2016	1	-	1	1	-	1	-	-	-	-	-	-	4	-20.0%	▼	4
Protective Orders	2015	-	1	-	-	2	-	-	1	-	-	-	-	3			4
	2016	-	1	1	1	-	-	-	-	-	-	-	-	3	0.0%	↔	3
Uncontested Divorce	2015	7	5	5	3	5	7	2	8	5	3	3	2	32			55
	2016	4	4	6	7	4	5	-	-	-	-	-	-	30	-6.3%	▼	30

Court: Montgomery Circuit

Start/End Date: Jan-15 / Jun-16

2015 Average Month: 407

Jan-Jun 2015: 2,254

Filings Trending: ▲

Circuit/Court ID: 27

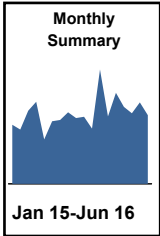
227121

Type of Case: Filings

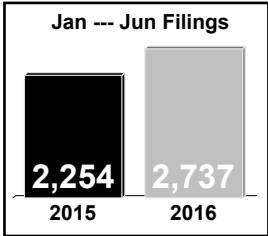
2016 Average Month: 456

Jan-Jun 2016 : 2,737

Overall AVG. Month: 423



Totals		
	2015	2016
Civil	1,071	534
Criminal	1,660	1,083
Other	2,151	1,120
Total	4,882	2,737



Jan --- Jun Filings				
	2015	2016	% Change	Trending
Civil	534	534	-	↔
Criminal	718	1,083	50.8%	▲
Other	1,002	1,120	11.8%	▲
Total	2,254	2,737	21.4%	▲

	Jan	Feb	Mar	Apr	May	Jun	Jul	Aug	Sep	Oct	Nov	Dec	Thru Jun	% Change	Trending	Total
2015	355	325	439	493	267	375	383	429	395	402	332	687	2,254			4,882
2016	405	546	462	423	488	413	-	-	-	-	-	-	2,737	21.4%	▲	2,737

		Jan	Feb	Mar	Apr	May	Jun	Jul	Aug	Sep	Oct	Nov	Dec	Thru Jun	% Change	Trending	Total
Administrative Law	2015	1	-	-	-	-	-	3	1	-	-	-	-	1			5
	2016	1	1	-	-	-	1	-	-	-	-	-	-	3	200.0%	▲	3
Contested Divorce	2015	10	11	12	12	7	8	9	9	9	8	9	7	60			111
	2016	6	11	7	5	8	4	-	-	-	-	-	-	41	-31.7%	▼	41
Domestic and Family - Level 1	2015	-	3	9	5	7	7	7	6	3	-	5	4	31			56
	2016	4	11	5	2	11	6	-	-	-	-	-	-	39	25.8%	▲	39
Domestic and Family - Level 2	2015	2	1	4	3	-	3	3	3	2	3	1	2	13			27
	2016	1	4	3	2	2	7	-	-	-	-	-	-	19	46.2%	▲	19
General Civil - Level 1	2015	-	4	-	1	-	1	1	1	-	1	-	-	6			9
	2016	-	1	2	1	1	-	-	-	-	-	-	-	5	-16.7%	▼	5
General Civil - Level 2	2015	5	5	18	14	10	16	8	13	17	10	6	8	68			130
	2016	5	15	8	10	13	12	-	-	-	-	-	-	63	-7.4%	▼	63
General Civil - Level 3	2015	4	5	5	5	-	6	6	7	1	1	5	2	25			47
	2016	2	4	4	3	3	4	-	-	-	-	-	-	20	-20.0%	▼	20
Miscellaneous	2015	152	134	144	158	98	134	139	122	169	140	154	308	820			1,852
	2016	197	167	181	163	139	148	-	-	-	-	-	-	995	21.3%	▲	995
Misdemeanor	2015	25	28	31	39	18	46	31	43	35	36	24	29	187			385
	2016	28	58	45	33	51	26	-	-	-	-	-	-	241	28.9%	▲	241
Non-Capital Felonies and Related Matters	2015	110	43	97	122	57	75	113	163	106	114	82	133	504			1,215
	2016	89	172	112	126	186	97	-	-	-	-	-	-	782	55.2%	▲	782
Other	2015	24	67	93	95	44	50	41	37	37	56	22	165	373			731
	2016	49	72	61	51	39	76	-	-	-	-	-	-	348	-6.7%	▼	348
Other Criminally Related Matters	2015	3	3	4	6	4	7	4	3	8	7	6	7	27			62
	2016	3	11	14	9	7	17	-	-	-	-	-	-	61	125.9%	▲	61
Probates/Wills and Trusts - Level 1	2015	-	-	-	-	-	-	1	-	-	-	-	1	0			2
	2016	3	-	-	-	-	-	-	-	-	-	-	-	3	0.0%	↔	3
Probates/Wills and Trusts - Level 2	2015	4	3	4	3	1	3	-	2	1	4	1	2	18			28
	2016	4	5	3	3	5	4	-	-	-	-	-	-	24	33.3%	▲	24
Uncontested Divorce	2015	15	18	18	30	21	19	17	19	7	22	17	19	121			222
	2016	13	14	17	15	23	11	-	-	-	-	-	-	93	-23.1%	▼	93

Court: Pulaski Circuit

Start/End Date: Jan-15 / Jun-16

2015 Average Month: 238

Jan-Jun 2015: 1,347

Filings Trending: ▲

Circuit/Court ID: 27

227155


Type of Case: Filings

2016 Average Month:309

Jan-Jun 2016 : 1,855

Overall AVG. Month: 262

Monthly Summary

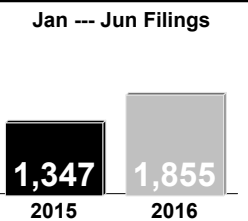


Jan 15-Jun 16

Totals

	2015	2016
Civil	498	237
Criminal	1,211	998
Other	1,149	620
Total	2,858	1,855

Jan --- Jun Filings



1,347 2015 1,855 2016

Jan --- Jun Filings

	2015	2016	% Change	Trending
Civil	277	237	-14.4%	▼
Criminal	588	998	69.7%	▲
Other	482	620	28.6%	▲
Total	1,347	1,855	37.7%	▲

	Jan	Feb	Mar	Apr	May	Jun	Jul	Aug	Sep	Oct	Nov	Dec	Thru Jun	% Change	Trending	Total
2015	263	202	231	272	183	196	247	196	227	312	185	344	1,347			2,858
2016	394	279	274	341	322	245	-	-	-	-	-	-	1,855	37.7%	▲	1,855

		Jan	Feb	Mar	Apr	May	Jun	Jul	Aug	Sep	Oct	Nov	Dec	Thru Jun	% Change	Trending	Total
Contested Divorce	2015	5	6	12	5	6	3	8	3	2	1	4	2	37			57
	2016	4	8	3	1	3	5	-	-	-	-	-	-	24	-35.1%	▼	24
Domestic and Family - Level 1	2015	4	-	15	10	6	4	6	10	2	9	1	10	39			77
	2016	3	4	9	5	4	9	-	-	-	-	-	-	34	-12.8%	▼	34
Domestic and Family - Level 2	2015	-	2	4	2	4	1	1	3	-	2	-	1	13			20
	2016	-	2	3	-	-	-	-	-	-	-	-	-	5	-61.5%	▼	5
General Civil - Level 1	2015	1	-	1	-	-	1	1	-	-	-	-	-	3			4
	2016	1	-	-	-	-	-	-	-	-	-	-	-	1	-66.7%	▼	1
General Civil - Level 2	2015	6	5	5	3	6	9	4	6	1	3	5	5	34			58
	2016	3	5	5	7	2	4	-	-	-	-	-	-	26	-23.5%	▼	26
General Civil - Level 3	2015	2	-	2	4	2	5	5	2	2	1	-	-	15			25
	2016	2	5	2	3	3	3	-	-	-	-	-	-	18	20.0%	▲	18
Miscellaneous	2015	58	73	81	96	57	56	77	71	93	109	75	117	421			963
	2016	93	136	125	65	55	92	-	-	-	-	-	-	566	34.4%	▲	566
Misdemeanor	2015	22	28	11	18	10	8	13	20	11	29	19	26	97			215
	2016	27	16	28	44	38	14	-	-	-	-	-	-	167	72.2%	▲	167
Non-Capital Felonies and Related Matters	2015	132	47	53	86	63	63	95	52	75	114	50	71	444			901
	2016	230	67	61	184	169	72	-	-	-	-	-	-	783	76.4%	▲	783
Other	2015	23	24	20	17	13	27	12	15	19	29	12	99	124			310
	2016	21	18	16	19	28	21	-	-	-	-	-	-	123	-0.8%	▼	123
Other Criminally Related Matters	2015	7	5	9	18	4	4	9	10	10	1	10	9	47			96
	2016	5	7	7	7	9	13	-	-	-	-	-	-	48	2.1%	▲	48
Probates/Wills and Trusts - Lev	2015	-	-	-	-	-	-	-	1	-	-	-	-	0			1
Probates/Wills and Trusts - Level 2	2015	-	1	3	1	-	2	-	-	-	3	-	-	7	0.0%	↔	10
	2016	-	-	-	3	1	-	-	-	-	-	-	-	4	-42.9%	▼	4
Protective Orders	2015	-	-	-	1	1	-	-	-	-	-	1	1	2			4
	2016	-	-	1	-	-	3	-	-	-	-	-	-	4	100.0%	▲	4
Uncontested Divorce	2015	3	11	15	11	11	13	16	3	12	11	8	3	64			117
	2016	5	11	14	3	10	9	-	-	-	-	-	-	52	-18.8%	▼	52

Court: Wythe Circuit

Start/End Date: Jan-15 / Jun-16

2015 Average Month: 222

Jan-Jun 2015: 1,177

Filings Trending: ▲

Circuit/Court ID: 27

227197


Type of Case: Filings

2016 Average Month:249

Jan-Jun 2016 : 1,496

Overall AVG. Month: 231

Monthly Summary



Jan 15-Jun 16

Totals

	2015	2016
Civil	467	208
Criminal	1,313	713
Other	879	575
Total	2,659	1,496

Jan --- Jun Filings

1,177

2015

1,496

2016

Jan --- Jun Filings

	2015	2016	% Change	Trending
Civil	235	208	-11.5%	▼
Criminal	559	713	27.5%	▲
Other	383	575	50.1%	▲
Total	1,177	1,496	27.1%	▲

	Jan	Feb	Mar	Apr	May	Jun	Jul	Aug	Sep	Oct	Nov	Dec	Thru Jun	% Change	Trending	Total
2015	222	165	191	250	140	209	210	164	406	233	191	278	1,177			2,659
2016	270	203	241	341	192	249	-	-	-	-	-	-	1,496	27.1%	▲	1,496

		Jan	Feb	Mar	Apr	May	Jun	Jul	Aug	Sep	Oct	Nov	Dec	Thru Jun	% Change	Trending	Total
Administrative Law	2015	-	-	-	-	-	1	1	-	-	-	-	-	1			2
Contested Divorce	2015	2	4	6	3	5	3	2	1	2	5	2	1	23			36
	2016	3	5	6	3	1	4	-	-	-	-	-	-	22	-4.3%	▼	22
Domestic and Family - Level 1	2015	6	4	2	4	4	12	6	14	11	4	4	6	32			77
	2016	2	1	5	7	4	12	-	-	-	-	-	-	31	-3.1%	▼	31
Domestic and Family - Level 2	2015	5	3	1	1	2	2	2	2	2	2	2	3	14			27
	2016	1	-	1	3	1	-	-	-	-	-	-	-	6	-57.1%	▼	6
General Civil - Level 1	2015	-	-	-	1	1	-	-	-	-	-	-	1	2			3
General Civil - Level 2	2015	4	-	8	9	5	4	4	3	4	4	6	2	30			53
	2016	4	3	5	-	2	4	-	-	-	-	-	-	18	-40.0%	▼	18
General Civil - Level 3	2015	9	10	8	-	6	3	6	3	1	3	7	3	36			59
	2016	4	3	1	2	6	3	-	-	-	-	-	-	19	-47.2%	▼	19
Miscellaneous	2015	71	78	96	58	56	57	70	59	94	95	71	148	416			953
	2016	127	123	116	70	62	109	-	-	-	-	-	-	607	45.9%	▲	607
Misdemeanor	2015	9	7	7	26	9	13	9	12	10	10	8	17	71			137
	2016	9	12	12	16	14	11	-	-	-	-	-	-	74	4.2%	▲	74
Non-Capital Felonies and Related Matters	2015	102	42	39	128	37	94	88	51	252	101	72	77	442			1,083
	2016	104	40	68	224	79	89	-	-	-	-	-	-	604	36.7%	▲	604
Other	2015	1	1	3	-	-	8	1	4	8	-	4	1	13			31
	2016	5	-	8	-	2	2	-	-	-	-	-	-	17	30.8%	▲	17
Other Criminally Related Matters	2015	5	8	11	12	4	8	9	5	9	5	7	14	48			97
	2016	3	4	6	6	10	6	-	-	-	-	-	-	35	-27.1%	▼	35
Probates/Wills and Trusts - Lev	2015	-	-	-	-	-	-	-	-	-	1	-	-	0			1
Probates/Wills and Trusts - Level 2	2015	1	1	1	1	-	-	3	-	-	-	3	-	4	0.0%	↔	10
	2016	2	1	-	1	-	-	-	-	-	-	-	-	4	0.0%	↔	4
Uncontested Divorce	2015	7	7	9	7	11	4	9	10	13	3	5	5	45			90
	2016	6	11	13	9	11	9	-	-	-	-	-	-	59	31.1%	▲	59

Court: Radford Circuit

Start/End Date: Jan-15 / Jun-16

2015 Average Month: 89

Jan-Jun 2015: 580

Filings Trending: ↔

Circuit/Court ID: 27

227750

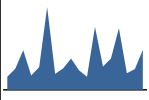
Type of Case: Filings

2016 Average Month:97

Jan-Jun 2016 : 581

Overall AVG. Month: 92

Monthly Summary



Jan 15-Jun 16

Totals

	2015	2016
Civil	156	127
Criminal	727	355
Other	189	99
Total	1,072	581

Jan --- Jun Filings

580

2015

581

2016

Jan --- Jun Filings

	2015	2016	% Change	Trending
Civil	82	127	54.9%	▲
Criminal	422	355	-15.9%	▼
Other	76	99	30.3%	▲
Total	580	581	-	↔

	Jan	Feb	Mar	Apr	May	Jun	Jul	Aug	Sep	Oct	Nov	Dec	Thru Jun	% Change	Trending	Total
2015	39	63	119	43	68	248	48	64	94	58	39	189	580			1,072
2016	70	94	185	50	62	120	-	-	-	-	-	-	581	0.2%	▲	581

		Jan	Feb	Mar	Apr	May	Jun	Jul	Aug	Sep	Oct	Nov	Dec	Thru Jun	% Change	Trending	Total
Administrative Law	2015	-	-	-	-	-	-	1	-	-	-	-	-	0			1
Contested Divorce	2015	-	-	1	-	-	-	-	-	1	-	1	1	1	0.0%	↔	4
	2016	2	1	-	-	-	-	-	-	-	-	-	-	3	200.0%	▲	3
Domestic and Family - Level 1	2015	5	-	6	4	-	2	3	-	-	-	-	4	17			24
	2016	-	2	-	2	4	-	-	-	-	-	-	-	8	-52.9%	▼	8
Domestic and Family - Level 2	2015	-	2	-	-	-	-	-	-	-	1	-	1	2			4
	2016	-	1	-	-	-	2	-	-	-	-	-	-	3	50.0%	▲	3
General Civil - Level 1	2015	-	-	-	1	-	-	-	-	-	-	-	-	1			1
General Civil - Level 2	2015	-	4	1	-	1	-	-	2	-	-	1	-	6			9
	2016	2	1	3	-	2	-	-	-	-	-	-	-	8	33.3%	▲	8
General Civil - Level 3	2015	-	-	-	1	-	1	-	-	3	1	2	2	2			10
	2016	20	10	-	-	3	-	-	-	-	-	-	-	33	1,550.0%	▲	33
Miscellaneous	2015	17	20	24	21	14	19	32	31	18	16	22	35	115			269
	2016	24	34	36	25	23	18	-	-	-	-	-	-	160	39.1%	▲	160
Misdemeanor	2015	2	6	11	6	6	8	4	9	18	14	3	19	39			106
	2016	9	4	9	8	12	27	-	-	-	-	-	-	69	76.9%	▲	69
Non-Capital Felonies and Related Matters	2015	8	25	69	5	46	212	4	18	47	19	4	120	365			577
	2016	11	39	129	13	10	67	-	-	-	-	-	-	269	-26.3%	▼	269
Other	2015	-	-	-	1	-	-	-	-	2	-	-	-	1			3
	2016	-	-	-	-	1	1	-	-	-	-	-	-	2	100.0%	▲	2
Other Criminally Related Matters	2015	6	3	5	2	-	3	3	4	3	6	5	6	19			46
	2016	1	2	5	-	5	4	-	-	-	-	-	-	17	-10.5%	▼	17
Probates/Wills and Trusts - Level 2	2015	-	-	1	-	-	1	-	-	-	-	-	-	2			2
	2016	-	-	2	-	-	-	-	-	-	-	-	-	2	0.0%	↔	2
Uncontested Divorce	2015	1	3	1	2	1	2	1	-	2	1	1	1	10			16
	2016	1	-	1	2	2	1	-	-	-	-	-	-	7	-30.0%	▼	7

Court: Smyth Circuit

Start/End Date: Jan-15 / Jun-16

2015 Average Month: 217

Jan-Jun 2015: 1,218

Filings Trending: ▲

Circuit/Court ID: 28

228173


Type of Case: Filings

2016 Average Month:397

Jan-Jun 2016 : 2,383

Overall AVG. Month: 277

Monthly Summary



Jan 15-Jun 16

Totals

	2015	2016
Civil	416	273
Criminal	1,085	587
Other	1,104	1,523
Total	2,605	2,383

Jan --- Jun Filings

1,218

2015

2,383

2016

Jan --- Jun Filings

	2015	2016	% Change	Trending
Civil	220	273	24.1%	▲
Criminal	528	587	11.2%	▲
Other	470	1,523	224.0%	▲
Total	1,218	2,383	95.6%	▲

	Jan	Feb	Mar	Apr	May	Jun	Jul	Aug	Sep	Oct	Nov	Dec	Thru Jun	% Change	Trending	Total
2015	176	191	273	168	195	215	167	217	295	185	170	353	1,218			2,605
2016	601	428	500	386	215	253	-	-	-	-	-	-	2,383	95.6%	▲	2,383

		Jan	Feb	Mar	Apr	May	Jun	Jul	Aug	Sep	Oct	Nov	Dec	Thru Jun	% Change	Trending	Total
Administrative Law	2015	-	-	-	-	1	-	2	-	-	-	-	2	1			5
Contested Divorce	2015	6	4	3	3	7	2	4	3	3	-	2	9	25			46
	2016	5	9	7	3	6	2	-	-	-	-	-	-	32	28.0%	▲	32
Domestic and Family - Level 1	2015	1	-	3	4	3	5	-	1	-	4	1	1	16			23
	2016	-	-	9	-	4	5	-	-	-	-	-	-	18	12.5%	▲	18
Domestic and Family - Level 2	2015	-	5	2	3	2	1	3	3	6	-	5	2	13			32
	2016	-	5	4	6	8	5	-	-	-	-	-	-	28	115.4%	▲	28
General Civil - Level 1	2015	1	-	-	-	1	-	1	-	1	-	-	3	2			7
	2016	-	1	1	-	1	-	-	-	-	-	-	-	3	50.0%	▲	3
General Civil - Level 2	2015	1	1	4	1	3	5	3	2	2	2	2	3	15			29
	2016	4	4	3	1	2	2	-	-	-	-	-	-	16	6.7%	▲	16
General Civil - Level 3	2015	2	5	2	3	4	2	3	1	5	3	5	4	18			39
	2016	1	5	9	1	-	1	-	-	-	-	-	-	17	-5.6%	▼	17
Miscellaneous	2015	54	64	60	64	34	65	50	42	61	86	61	91	341			732
	2016	119	109	79	72	48	63	-	-	-	-	-	-	490	43.7%	▲	490
Misdemeanor	2015	12	14	17	20	19	7	7	47	29	8	14	11	89			205
	2016	7	20	16	6	17	9	-	-	-	-	-	-	75	-15.7%	▼	75
Non-Capital Felonies and Related Matters	2015	64	59	107	34	83	75	46	85	141	54	45	60	422			853
	2016	39	98	162	48	53	104	-	-	-	-	-	-	504	19.4%	▲	504
Other	2015	22	29	61	21	25	45	38	18	36	22	28	159	203			504
	2016	418	165	199	241	68	51	-	-	-	-	-	-	1,142	462.6%	▲	1,142
Other Criminally Related Matters	2015	3	2	3	3	6	1	2	4	-	-	2	2	18			28
	2016	2	1	2	3	2	-	-	-	-	-	-	-	10	-44.4%	▼	10
Probates/Wills and Trusts - Lev	2015	-	-	-	-	-	-	-	-	1	-	-	-	0			1
Probates/Wills and Trusts - Level 2	2015	-	-	3	-	-	1	2	2	1	2	-	-	4	0.0%	↔	11
	2016	1	2	-	-	3	3	-	-	-	-	-	-	9	125.0%	▲	9
Protective Orders	2015	-	-	-	-	-	-	1	-	-	-	-	-	0			1
Uncontested Divorce	2015	10	8	8	12	7	6	5	9	9	4	5	6	51	0.0%	↔	89
	2016	5	9	9	5	3	8	-	-	-	-	-	-	39	-23.5%	▼	39

Court: Washington Circuit

Start/End Date: Jan-15 / Jun-16

2015 Average Month: 288

Jan-Jun 2015: 1,637

Filings Trending: ▲

Circuit/Court ID: 28

228191


Type of Case: Filings

2016 Average Month: 347

Jan-Jun 2016 : 2,081

Overall AVG. Month: 307

Monthly Summary



Jan 15-Jun 16

Totals

	2015	2016
Civil	609	306
Criminal	1,475	960
Other	1,369	815
Total	3,453	2,081

Jan --- Jun Filings

1,637

2015

2,081

2016

Jan --- Jun Filings

	2015	2016	% Change	Trending
Civil	336	306	-8.9%	▼
Criminal	781	960	22.9%	▲
Other	520	815	56.7%	▲
Total	1,637	2,081	27.1%	▲

	Jan	Feb	Mar	Apr	May	Jun	Jul	Aug	Sep	Oct	Nov	Dec	Thru Jun	% Change	Trending	Total
2015	384	188	291	358	193	223	369	194	266	331	227	429	1,637			3,453
2016	409	384	339	439	269	241	-	-	-	-	-	-	2,081	27.1%	▲	2,081

		Jan	Feb	Mar	Apr	May	Jun	Jul	Aug	Sep	Oct	Nov	Dec	Thru Jun	% Change	Trending	Total
Administrative Law	2015	-	-	-	-	-	1	-	3	-	-	-	-	1			4
	2016	-	-	4	-	-	-	-	-	-	-	-	-	4	300.0%	▲	4
Contested Divorce	2015	6	3	4	2	4	5	6	2	9	3	4	1	24			49
	2016	6	11	8	4	6	6	-	-	-	-	-	-	41	70.8%	▲	41
Domestic and Family - Level 1	2015	-	3	9	5	3	2	3	2	-	7	1	-	22			35
	2016	2	-	3	2	2	1	-	-	-	-	-	-	10	-54.5%	▼	10
Domestic and Family - Level 2	2015	3	2	1	5	4	4	4	2	-	2	4	1	19			32
	2016	-	3	6	4	2	1	-	-	-	-	-	-	16	-15.8%	▼	16
General Civil - Level 1	2015	2	-	1	-	1	1	-	-	1	2	1	-	5			9
	2016	-	-	-	1	-	-	-	-	-	-	-	-	1	-80.0%	▼	1
General Civil - Level 2	2015	9	4	4	6	6	6	10	4	7	7	3	5	35			71
	2016	5	5	6	4	5	14	-	-	-	-	-	-	39	11.4%	▲	39
General Civil - Level 3	2015	6	9	6	6	5	6	4	6	4	5	4	5	38			66
	2016	1	-	5	2	5	7	-	-	-	-	-	-	20	-47.4%	▼	20
Miscellaneous	2015	103	85	133	102	88	92	133	113	132	132	123	306	603			1,542
	2016	185	201	167	149	90	92	-	-	-	-	-	-	884	46.6%	▲	884
Misdemeanor	2015	22	5	11	32	9	11	20	20	13	22	9	17	90			191
	2016	36	26	19	20	26	26	-	-	-	-	-	-	153	70.0%	▲	153
Non-Capital Felonies and Related Matters	2015	203	47	92	170	56	68	171	28	77	132	69	82	636			1,195
	2016	124	115	94	226	117	79	-	-	-	-	-	-	755	18.7%	▲	755
Other	2015	2	1	5	-	2	1	-	-	-	-	-	-	11			11
	2016	1	1	1	-	-	-	-	-	-	-	-	-	3	-72.7%	▼	3
Other Criminally Related Matters	2015	15	12	3	15	-	11	5	1	8	14	3	3	56			90
	2016	34	8	6	3	1	-	-	-	-	-	-	-	52	-7.1%	▼	52
Probates/Wills and Trusts - Lev	2015	-	-	-	-	-	-	1	1	-	-	-	-	0			2
Probates/Wills and Trusts - Level 2	2015	1	1	1	-	3	-	-	1	2	-	-	1	6	0.0%	↔	10
	2016	1	3	3	3	3	2	-	-	-	-	-	-	15	150.0%	▲	15
Protective Orders	2015	-	1	-	1	-	-	1	-	-	-	-	-	2			3
	2016	1	-	-	1	-	-	-	-	-	-	-	-	2	0.0%	↔	2
Uncontested Divorce	2015	12	15	21	14	12	15	11	11	13	5	6	8	89			143
	2016	13	11	17	20	12	13	-	-	-	-	-	-	86	-3.4%	▼	86

Court: Bristol Circuit

Start/End Date: Jan-15 / Jun-16

2015 Average Month: 174

Jan-Jun 2015: 1,125

Filings Trending: ▲

Circuit/Court ID: 28

228520


Type of Case: Filings

2016 Average Month:194

Jan-Jun 2016 : 1,162

Overall AVG. Month: 181

Monthly Summary



Jan 15-Jun 16

Totals

	2015	2016
Civil	349	195
Criminal	1,190	693
Other	550	274
Total	2,089	1,162

Jan --- Jun Filings

1,125

1,162

20152016

Jan --- Jun Filings

	2015	2016	% Change	Trending
Civil	185	195	5.4%	▲
Criminal	661	693	4.8%	▲
Other	279	274	-1.8%	▼
Total	1,125	1,162	3.3%	▲

	Jan	Feb	Mar	Apr	May	Jun	Jul	Aug	Sep	Oct	Nov	Dec	Thru Jun	% Change	Trending	Total
2015	124	224	163	161	285	168	129	159	179	179	161	157	1,125			2,089
2016	220	291	178	180	156	137	-	-	-	-	-	-	1,162	3.3%	▲	1,162

		Jan	Feb	Mar	Apr	May	Jun	Jul	Aug	Sep	Oct	Nov	Dec	Thru Jun	% Change	Trending	Total
Administrative Law	2015	-	-	1	2	-	-	-	-	-	-	-	-	3			3
	2016	-	1	-	-	-	-	-	-	-	-	-	-	1	-66.7%	▼	1
Contested Divorce	2015	5	1	6	1	2	2	3	2	2	3	5	2	17			34
	2016	-	3	3	1	-	1	-	-	-	-	-	-	8	-52.9%	▼	8
Domestic and Family - Level 1	2015	1	2	-	-	1	5	1	7	-	-	4	-	9			21
	2016	8	1	1	2	-	1	-	-	-	-	-	-	13	44.4%	▲	13
Domestic and Family - Level 2	2015	1	-	-	3	1	1	-	1	-	-	1	1	6			9
	2016	-	2	-	1	-	-	-	-	-	-	-	-	3	-50.0%	▼	3
General Civil - Level 1	2015	-	-	-	1	-	1	-	1	-	-	-	-	2			3
	2016	-	-	-	-	1	1	-	-	-	-	-	-	2	0.0%	↔	2
General Civil - Level 2	2015	1	5	4	5	4	-	4	4	5	1	2	3	19			38
	2016	5	5	2	4	2	3	-	-	-	-	-	-	21	10.5%	▲	21
General Civil - Level 3	2015	1	1	2	4	1	1	1	-	2	2	2	-	10			17
	2016	2	1	3	1	1	6	-	-	-	-	-	-	14	40.0%	▲	14
Miscellaneous	2015	35	28	33	29	31	42	37	33	36	40	47	49	198			440
	2016	62	64	51	35	32	34	-	-	-	-	-	-	278	40.4%	▲	278
Misdemeanor	2015	7	8	25	5	15	6	12	6	23	17	13	7	66			144
	2016	34	28	14	16	28	10	-	-	-	-	-	-	130	97.0%	▲	130
Non-Capital Felonies and Related Matters	2015	51	114	62	85	194	79	51	76	95	91	53	78	585			1,029
	2016	72	162	75	87	83	71	-	-	-	-	-	-	550	-6.0%	▼	550
Other	2015	17	60	18	14	25	25	13	26	12	15	26	14	159			265
	2016	28	18	15	23	3	2	-	-	-	-	-	-	89	-44.0%	▼	89
Other Criminally Related Matters	2015	3	1	1	3	3	1	2	1	-	3	1	1	12			20
	2016	2	-	3	3	1	4	-	-	-	-	-	-	13	8.3%	▲	13
Probates/Wills and Trusts - Level 2	2015	-	-	1	1	-	1	-	1	-	-	-	-	3			4
	2016	1	-	-	1	-	-	-	-	-	-	-	-	2	-33.3%	▼	2
Protective Orders	2016	1	-	-	-	-	1	-	-	-	-	-	-	2			2
Uncontested Divorce	2015	2	4	10	8	8	4	5	1	4	7	7	2	36			62
	2016	5	6	11	6	5	3	-	-	-	-	-	-	36	0.0%	↔	36

Court: Buchanan Circuit

Start/End Date: Jan-15 / Jun-16

2015 Average Month: 213

Jan-Jun 2015: 1,096

Filings Trending: ▲

Circuit/Court ID: 29

229027


Type of Case: Filings

2016 Average Month:195

Jan-Jun 2016 : 1,167

Overall AVG. Month: 207

Monthly Summary



Jan 15-Jun 16

Totals

	2015	2016
Civil	360	226
Criminal	1,571	645
Other	628	296
Total	2,559	1,167

Jan --- Jun Filings

1,096

2015

1,167

2016

Jan --- Jun Filings

	2015	2016	% Change	Trending
Civil	161	226	40.4%	▲
Criminal	636	645	1.4%	▲
Other	299	296	-1.0%	▼
Total	1,096	1,167	6.5%	▲

	Jan	Feb	Mar	Apr	May	Jun	Jul	Aug	Sep	Oct	Nov	Dec	Thru Jun	% Change	Trending	Total
2015	288	70	128	375	122	113	248	108	522	259	155	171	1,096			2,559
2016	321	113	245	260	108	120	-	-	-	-	-	-	1,167	6.5%	▲	1,167

		Jan	Feb	Mar	Apr	May	Jun	Jul	Aug	Sep	Oct	Nov	Dec	Thru Jun	% Change	Trending	Total
Capital Murder	2015	-	-	-	1	-	-	-	-	-	-	-	-	1			1
Contested Divorce	2015	2	3	5	1	-	2	6	-	3	2	2	1	13			27
	2016	3	3	5	1	-	3	-	-	-	-	-	-	15	15.4%	▲	15
Domestic and Family - Level 1	2015	1	-	3	-	4	2	2	12	1	9	7	8	10			49
	2016	10	6	3	1	6	15	-	-	-	-	-	-	41	310.0%	▲	41
Domestic and Family - Level 2	2015	1	-	-	3	1	3	5	1	2	-	1	1	8			18
	2016	2	-	2	4	2	4	-	-	-	-	-	-	14	75.0%	▲	14
General Civil - Level 1	2015	-	1	3	-	-	1	-	-	1	-	1	-	5			7
	2016	1	-	-	-	-	-	-	-	-	-	-	-	1	-80.0%	▼	1
General Civil - Level 2	2015	5	4	1	6	6	14	11	4	1	8	9	5	36			74
	2016	6	5	11	8	3	8	-	-	-	-	-	-	41	13.9%	▲	41
General Civil - Level 3	2015	1	-	1	2	4	5	1	5	2	2	3	-	13			26
	2016	5	1	3	8	1	3	-	-	-	-	-	-	21	61.5%	▲	21
Miscellaneous	2015	46	40	84	70	48	52	60	40	59	83	59	73	340			714
	2016	72	65	65	69	39	45	-	-	-	-	-	-	355	4.4%	▲	355
Misdemeanor	2015	29	4	16	52	14	13	30	20	41	23	9	9	128			260
	2016	32	13	35	27	19	8	-	-	-	-	-	-	134	4.7%	▲	134
Non-Capital Felonies and Related Matters	2015	192	13	8	218	39	13	127	20	401	113	56	65	483			1,265
	2016	164	13	113	135	34	26	-	-	-	-	-	-	485	0.4%	▲	485
Other	2015	-	-	-	-	-	-	-	1	-	1	1	1	0			4
	2016	-	1	2	-	-	1	-	-	-	-	-	-	4	0.0%	↔	4
Other Criminally Related Matters	2015	8	-	1	13	-	3	-	1	4	11	3	3	25			47
	2016	20	2	1	2	2	-	-	-	-	-	-	-	27	8.0%	▲	27
Probates/Wills and Trusts - Lev	2015	-	-	-	-	-	-	-	-	1	-	-	-	0			1
Probates/Wills and Trusts - Level 2	2015	1	-	1	1	1	-	1	-	1	1	-	1	4	0.0%	↔	8
	2016	-	1	-	1	-	-	-	-	-	-	-	-	2	-50.0%	▼	2
Protective Orders	2015	-	-	-	-	-	-	-	-	1	1	-	-	0			2
	2016	-	-	-	1	1	-	-	-	-	-	-	-	2	0.0%	↔	2
Uncontested Divorce	2015	2	5	5	8	5	5	5	4	4	5	4	4	30			56
	2016	6	3	5	3	1	7	-	-	-	-	-	-	25	-16.7%	▼	25

Court: Dickenson Circuit

Start/End Date: Jan-15 / Jun-16

2015 Average Month: 113

Jan-Jun 2015: 720

Filings Trending: ▼

Circuit/Court ID: 29

229051


Type of Case: Filings

2016 Average Month:111

Jan-Jun 2016 : 668

Overall AVG. Month: 112

Monthly Summary



Jan 15-Jun 16

Totals

	2015	2016
Civil	223	126
Criminal	658	314
Other	472	228
Total	1,353	668

Jan --- Jun Filings

720

2015

668

2016

Jan --- Jun Filings

	2015	2016	% Change	Trending
Civil	104	126	21.2%	▲
Criminal	370	314	-15.1%	▼
Other	246	228	-7.3%	▼
Total	720	668	-7.2%	▼

	Jan	Feb	Mar	Apr	May	Jun	Jul	Aug	Sep	Oct	Nov	Dec	Thru Jun	% Change	Trending	Total
2015	87	172	139	111	86	125	80	45	209	90	72	137	720			1,353
2016	64	83	211	105	51	154	-	-	-	-	-	-	668	-7.2%	▼	668

		Jan	Feb	Mar	Apr	May	Jun	Jul	Aug	Sep	Oct	Nov	Dec	Thru Jun	% Change	Trending	Total
Administrative Law	2015	-	-	-	-	-	-	-	-	-	-	-	1	0			1
Capital Murder	2016	-	-	11	-	-	-	-	-	-	-	-	-	11	0.0%	↔	11
Contested Divorce	2015	-	1	2	2	2	1	2	2	3	3	1	2	8			21
	2016	-	3	1	4	3	2	-	-	-	-	-	-	13	62.5%	▲	13
Domestic and Family - Level 1	2015	1	-	2	3	-	1	11	1	-	-	-	3	7			22
	2016	-	2	3	3	2	8	-	-	-	-	-	-	18	157.1%	▲	18
Domestic and Family - Level 2	2015	3	2	5	1	3	3	1	1	1	4	4	3	17			31
	2016	-	3	2	3	4	1	-	-	-	-	-	-	13	-23.5%	▼	13
General Civil - Level 2	2015	-	-	4	2	2	2	3	2	3	2	1	4	10			25
	2016	1	2	4	3	1	5	-	-	-	-	-	-	16	60.0%	▲	16
General Civil - Level 3	2015	-	1	3	-	-	-	2	-	2	1	1	-	4			10
	2016	2	3	3	1	-	4	-	-	-	-	-	-	13	225.0%	▲	13
Miscellaneous	2015	30	25	38	50	27	41	33	19	24	36	34	46	211			403
	2016	37	48	40	28	25	31	-	-	-	-	-	-	209	-0.9%	▼	209
Misdemeanor	2015	8	1	12	14	1	23	2	2	6	4	6	5	59			84
	2016	-	5	5	7	3	9	-	-	-	-	-	-	29	-50.8%	▼	29
Non-Capital Felonies and Related Matters	2015	34	122	55	30	34	36	13	2	150	22	15	61	311			574
	2016	11	5	121	47	6	82	-	-	-	-	-	-	272	-12.5%	▼	272
Other	2015	3	16	12	4	11	13	8	10	13	10	6	10	59			116
	2016	9	10	14	3	2	7	-	-	-	-	-	-	45	-23.7%	▼	45
Other Criminally Related Matter	2016	-	1	1	-	-	-	-	-	-	-	-	-	2			2
Probates/Wills and Trusts - Level 1	2015	-	-	-	-	-	-	1	-	-	-	-	-	0			1
	2016	-	-	-	1	-	-	-	-	-	-	-	-	1	0.0%	↔	1
Probates/Wills and Trusts - Level 2	2015	1	-	2	-	-	-	2	2	-	-	-	2	3			9
	2016	-	-	1	-	-	-	-	-	-	-	-	-	1	-66.7%	▼	1
Protective Orders	2015	1	-	-	-	-	-	-	-	-	-	-	-	1			1
	2016	-	-	-	-	1	-	-	-	-	-	-	-	1	0.0%	↔	1
Uncontested Divorce	2015	6	4	4	5	6	5	2	4	7	8	4	-	30			55
	2016	4	1	5	5	4	5	-	-	-	-	-	-	24	-20.0%	▼	24

Court: Russell Circuit

Start/End Date: Jan-15 / Jun-16

2015 Average Month: 241

Jan-Jun 2015: 1,380

Filings Trending: ▲

Circuit/Court ID: 29

229167


Type of Case: Filings

2016 Average Month:364

Jan-Jun 2016 : 2,185

Overall AVG. Month: 282

Monthly Summary

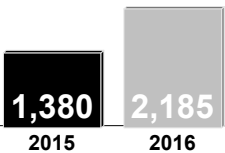


Jan 15-Jun 16

Totals

	2015	2016
Civil	455	248
Criminal	1,338	833
Other	1,100	1,104
Total	2,893	2,185

Jan --- Jun Filings



20152016

Jan --- Jun Filings

	2015	2016	% Change	Trending
Civil	232	248	6.9%	▲
Criminal	674	833	23.6%	▲
Other	474	1,104	132.9%	▲
Total	1,380	2,185	58.3%	▲

	Jan	Feb	Mar	Apr	May	Jun	Jul	Aug	Sep	Oct	Nov	Dec	Thru Jun	% Change	Trending	Total
2015	221	244	200	229	326	160	162	230	236	188	298	399	1,380			2,893
2016	271	584	456	340	354	180	-	-	-	-	-	-	2,185	58.3%	▲	2,185

		Jan	Feb	Mar	Apr	May	Jun	Jul	Aug	Sep	Oct	Nov	Dec	Thru Jun	% Change	Trending	Total
Administrative Law	2015	-	-	1	1	-	-	-	1	-	1	-	-	2			4
	2016	-	-	-	1	-	-	-	-	-	-	-	-	1	-50.0%	▼	1
Contested Divorce	2015	3	8	5	8	4	4	1	4	4	2	5	4	32			52
	2016	1	2	6	9	2	2	-	-	-	-	-	-	22	-31.3%	▼	22
Domestic and Family - Level 1	2015	10	7	-	6	-	-	10	3	-	3	1	3	23			43
	2016	-	13	9	18	2	5	-	-	-	-	-	-	47	104.3%	▲	47
Domestic and Family - Level 2	2015	1	1	3	5	2	6	2	1	5	3	-	1	18			30
	2016	1	-	4	3	5	1	-	-	-	-	-	-	14	-22.2%	▼	14
General Civil - Level 1	2015	-	-	-	1	2	3	-	-	-	-	1	-	6			7
	2016	1	-	1	-	-	1	-	-	-	-	-	-	3	-50.0%	▼	3
General Civil - Level 2	2015	7	3	3	4	9	2	2	7	6	9	4	5	28			61
	2016	9	4	4	6	1	7	-	-	-	-	-	-	31	10.7%	▲	31
General Civil - Level 3	2015	4	1	-	3	3	2	4	1	10	5	8	8	13			49
	2016	4	2	3	6	4	7	-	-	-	-	-	-	26	100.0%	▲	26
Miscellaneous	2015	60	58	47	67	53	52	56	51	75	74	67	139	337			799
	2016	109	119	108	79	85	52	-	-	-	-	-	-	552	63.8%	▲	552
Misdemeanor	2015	20	20	20	9	43	3	11	19	11	8	20	58	115			242
	2016	7	12	14	15	26	12	-	-	-	-	-	-	86	-25.2%	▼	86
Non-Capital Felonies and Related Matters	2015	80	121	65	79	157	43	45	115	64	47	122	127	545			1,065
	2016	80	297	132	89	99	34	-	-	-	-	-	-	731	34.1%	▲	731
Other	2015	17	12	40	36	44	32	18	16	46	23	49	45	181			378
	2016	48	112	167	98	122	51	-	-	-	-	-	-	598	230.4%	▲	598
Other Criminally Related Matters	2015	2	3	7	1	-	2	3	1	6	4	3	-	15			32
	2016	3	4	2	5	1	2	-	-	-	-	-	-	17	13.3%	▲	17
Probates/Wills and Trusts - Level 1	2015	-	-	-	-	1	-	-	-	-	-	-	-	1			1
	2016	-	1	-	-	1	-	-	-	-	-	-	-	2	100.0%	▲	2
Probates/Wills and Trusts - Level 2	2015	2	1	1	3	3	-	1	2	-	-	2	-	10			15
	2016	1	4	-	1	1	1	-	-	-	-	-	-	8	-20.0%	▼	8
Protective Orders	2015	-	-	-	-	-	-	-	-	-	-	3	1	0			4
	2016	-	-	1	-	-	-	-	-	-	-	-	-	1	0.0%	↔	1
Uncontested Divorce	2015	15	9	8	6	5	11	9	9	9	9	13	8	54			111
	2016	7	14	5	10	5	5	-	-	-	-	-	-	46	-14.8%	▼	46

Court: Tazewell Circuit

Start/End Date: Jan-15 / Jun-16

2015 Average Month: 484

Jan-Jun 2015: 3,147

Filings Trending: ↔

Circuit/Court ID: 29

229185


Type of Case: Filings

2016 Average Month: 513

Jan-Jun 2016 : 3,079

Overall AVG. Month: 494

Monthly Summary



Jan 15-Jun 16

Totals

	2015	2016
Civil	615	399
Criminal	3,962	1,909
Other	1,234	771
Total	5,811	3,079

Jan --- Jun Filings

3,147

2015

3,079

2016

Jan --- Jun Filings

	2015	2016	% Change	Trending
Civil	326	399	22.4%	▲
Criminal	2,225	1,909	-14.2%	▼
Other	596	771	29.4%	▲
Total	3,147	3,079	-2.2%	▼

	Jan	Feb	Mar	Apr	May	Jun	Jul	Aug	Sep	Oct	Nov	Dec	Thru Jun	% Change	Trending	Total
2015	426	985	721	277	430	308	721	348	380	374	529	312	3,147			5,811
2016	482	363	583	683	697	271	-	-	-	-	-	-	3,079	-2.2%	▼	3,079

		Jan	Feb	Mar	Apr	May	Jun	Jul	Aug	Sep	Oct	Nov	Dec	Thru Jun	% Change	Trending	Total
Administrative Law	2015	-	-	-	-	-	-	2	2	-	-	1	2	0			7
	2016	1	-	1	1	-	3	-	-	-	-	-	-	6	0.0%	↔	6
Capital Murder	2015	-	-	-	-	-	-	-	-	-	1	-	-	0			1
	2016	5	8	5	10	1	4	4	9	7	12	4	5	33	0.0%	↔	74
Contested Divorce	2015	5	8	5	10	1	4	4	9	7	12	4	5	33	0.0%	↔	74
	2016	5	6	6	8	8	4	-	-	-	-	-	-	37	12.1%	▲	37
Domestic and Family - Level 1	2015	1	6	24	4	1	2	2	1	7	13	3	2	38			66
	2016	2	10	2	6	1	5	-	-	-	-	-	-	26	-31.6%	▼	26
Domestic and Family - Level 2	2015	4	2	3	1	5	4	5	3	1	1	5	1	19			35
	2016	2	9	9	6	6	5	-	-	-	-	-	-	37	94.7%	▲	37
General Civil - Level 1	2015	-	1	1	1	1	-	-	1	1	-	1	-	4			7
	2016	-	-	-	-	1	-	-	-	-	-	-	-	1	-75.0%	▼	1
General Civil - Level 2	2015	10	3	6	13	5	5	7	5	2	6	6	4	42			72
	2016	4	5	7	11	10	8	-	-	-	-	-	-	45	7.1%	▲	45
General Civil - Level 3	2015	-	3	-	1	-	6	5	4	5	1	6	2	10			33
	2016	5	6	4	3	5	14	-	-	-	-	-	-	37	270.0%	▲	37
Miscellaneous	2015	124	111	155	98	74	84	76	100	97	124	99	148	646			1,290
	2016	163	180	152	126	93	114	-	-	-	-	-	-	828	28.2%	▲	828
Misdemeanor	2015	73	54	124	32	86	35	142	62	45	26	98	17	404			794
	2016	83	25	78	62	141	25	-	-	-	-	-	-	414	2.5%	▲	414
Non-Capital Felonies and Related Matters	2015	185	770	374	93	243	143	451	138	198	161	278	100	1,808			3,134
	2016	190	84	295	424	399	75	-	-	-	-	-	-	1,467	-18.9%	▼	1,467
Other	2015	3	10	7	5	3	11	6	11	5	4	8	15	39			88
	2016	6	11	7	5	7	8	-	-	-	-	-	-	44	12.8%	▲	44
Other Criminally Related Matters	2015	5	5	2	2	1	-	4	2	3	3	7	1	15			35
	2016	2	4	2	11	10	1	-	-	-	-	-	-	30	100.0%	▲	30
Probates/Wills and Trusts - Level 1	2015	-	-	-	-	-	1	1	-	-	-	1	1	1			4
	2016	-	-	-	1	-	-	-	-	-	-	-	-	1	0.0%	↔	1
Probates/Wills and Trusts - Level 2	2015	4	3	5	6	1	1	3	1	-	6	1	-	20			31
	2016	4	-	3	3	2	1	-	-	-	-	-	-	13	-35.0%	▼	13
Uncontested Divorce	2015	12	9	15	11	9	12	13	9	9	16	11	14	68			140
	2016	15	23	17	16	14	8	-	-	-	-	-	-	93	36.8%	▲	93

Court: Lee Circuit

Start/End Date: Jan-15 / Jun-16

2015 Average Month: 195

Jan-Jun 2015: 1,165

Filings Trending: ▼

Circuit/Court ID: 30

230105


Type of Case: Filings

2016 Average Month: 168

Jan-Jun 2016 : 1,005

Overall AVG. Month: 186

Monthly Summary



Jan 15-Jun 16

Totals

	2015	2016
Civil	345	175
Criminal	1,450	553
Other	545	277
Total	2,340	1,005

Jan --- Jun Filings

1,165

2015

1,005

2016

Jan --- Jun Filings

	2015	2016	% Change	Trending
Civil	169	175	3.6%	▲
Criminal	781	553	-29.2%	▼
Other	215	277	28.8%	▲
Total	1,165	1,005	-13.7%	▼

	Jan	Feb	Mar	Apr	May	Jun	Jul	Aug	Sep	Oct	Nov	Dec	Thru Jun	% Change	Trending	Total
2015	148	220	161	176	234	226	160	231	197	230	94	263	1,165			2,340
2016	176	199	163	151	177	139	-	-	-	-	-	-	1,005	-13.7%	▼	1,005

		Jan	Feb	Mar	Apr	May	Jun	Jul	Aug	Sep	Oct	Nov	Dec	Thru Jun	% Change	Trending	Total
Administrative Law	2016	1	-	-	-	-	-	-	-	-	-	-	-	1			1
Contested Divorce	2015	5	2	3	4	3	2	5	2	1	2	1	-	19			30
	2016	-	1	3	1	2	3	-	-	-	-	-	-	10	-47.4%	▼	10
Domestic and Family - Level 1	2015	2	7	1	-	2	13	4	6	-	-	-	1	25			36
	2016	1	-	-	1	-	2	-	-	-	-	-	-	4	-84.0%	▼	4
Domestic and Family - Level 2	2015	-	3	2	4	2	2	2	2	4	4	-	1	13			26
	2016	2	4	5	2	7	4	-	-	-	-	-	-	24	84.6%	▲	24
General Civil - Level 1	2015	-	-	1	3	-	1	1	-	1	-	-	1	5			8
	2016	-	-	-	-	-	1	-	-	-	-	-	-	1	-80.0%	▼	1
General Civil - Level 2	2015	4	5	3	4	2	4	1	3	-	2	4	4	22			36
	2016	1	4	3	5	1	1	-	-	-	-	-	-	15	-31.8%	▼	15
General Civil - Level 3	2015	8	1	1	1	-	-	1	5	-	7	1	4	11			29
	2016	2	4	2	-	4	7	-	-	-	-	-	-	19	72.7%	▲	19
Miscellaneous	2015	51	36	50	34	32	46	54	41	66	75	39	106	249			630
	2016	59	57	76	40	44	45	-	-	-	-	-	-	321	28.9%	▲	321
Misdemeanor	2015	15	19	23	39	39	42	18	40	37	35	16	37	177			360
	2016	17	16	14	17	23	25	-	-	-	-	-	-	112	-36.7%	▼	112
Non-Capital Felonies and Related Matters	2015	54	137	52	73	135	98	53	112	59	91	15	84	549			963
	2016	63	91	47	62	88	44	-	-	-	-	-	-	395	-28.1%	▼	395
Other	2015	-	-	-	-	1	-	-	-	1	1	-	-	1			3
	2016	-	-	-	1	-	-	-	-	-	-	-	-	1	0.0%	↔	1
Other Criminally Related Matters	2015	3	7	13	7	14	11	13	7	20	9	11	12	55			127
	2016	21	5	5	10	1	4	-	-	-	-	-	-	46	-16.4%	▼	46
Probates/Wills and Trusts - Lev	2015	-	-	-	-	-	-	-	-	-	-	1	1	0			2
Probates/Wills and Trusts - Level 2	2015	-	-	2	1	2	1	2	8	1	1	2	6	6	0.0%	↔	26
	2016	2	5	-	4	1	1	-	-	-	-	-	-	13	116.7%	▲	13
Protective Orders	2015	-	-	-	-	-	-	2	1	-	-	-	-	0			3
Uncontested Divorce	2015	6	3	10	6	2	6	4	4	7	3	4	6	33	0.0%	↔	61
	2016	7	12	8	8	6	2	-	-	-	-	-	-	43	30.3%	▲	43

Court: Scott Circuit

Start/End Date: Jan-15 / Jun-16

2015 Average Month: 224

Jan-Jun 2015: 1,253

Filings Trending: ▲

Circuit/Court ID: 30

230169


Type of Case: Filings

2016 Average Month:227

Jan-Jun 2016 : 1,361

Overall AVG. Month: 225

Monthly Summary



Jan 15-Jun 16

Totals

	2015	2016
Civil	342	180
Criminal	1,736	801
Other	610	380
Total	2,688	1,361

Jan --- Jun Filings

1,253

2015

1,361

2016

Jan --- Jun Filings

	2015	2016	% Change	Trending
Civil	180	180	-	↔
Criminal	814	801	-1.6%	▼
Other	259	380	46.7%	▲
Total	1,253	1,361	8.6%	▲

	Jan	Feb	Mar	Apr	May	Jun	Jul	Aug	Sep	Oct	Nov	Dec	Thru Jun	% Change	Trending	Total
2015	110	150	349	300	167	177	195	191	361	350	155	183	1,253			2,688
2016	265	234	248	198	229	187	-	-	-	-	-	-	1,361	8.6%	▲	1,361

		Jan	Feb	Mar	Apr	May	Jun	Jul	Aug	Sep	Oct	Nov	Dec	Thru Jun	% Change	Trending	Total
Administrative Law	2015	-	1	-	-	-	-	-	-	1	-	-	-	1			2
Contested Divorce	2015	5	2	3	4	4	3	6	2	2	3	1	2	21			37
	2016	4	2	4	6	-	2	-	-	-	-	-	-	18	-14.3%	▼	18
Domestic and Family - Level 1	2015	1	1	1	2	-	6	-	-	3	1	1	4	11			20
	2016	4	-	-	2	1	1	-	-	-	-	-	-	8	-27.3%	▼	8
Domestic and Family - Level 2	2015	-	2	3	2	1	-	1	3	1	1	-	-	8			14
	2016	-	1	1	2	1	1	-	-	-	-	-	-	6	-25.0%	▼	6
General Civil - Level 1	2015	-	-	-	-	-	1	1	-	-	1	1	-	1			4
	2016	-	1	-	1	-	-	-	-	-	-	-	-	2	100.0%	▲	2
General Civil - Level 2	2015	-	2	3	4	5	3	6	1	3	1	3	1	17			32
	2016	3	6	2	-	1	2	-	-	-	-	-	-	14	-17.6%	▼	14
General Civil - Level 3	2015	3	3	1	2	7	4	4	4	2	-	2	1	20			33
	2016	7	4	5	3	2	2	-	-	-	-	-	-	23	15.0%	▲	23
Miscellaneous	2015	50	38	87	50	41	43	49	64	41	73	54	119	309			709
	2016	94	80	84	51	53	54	-	-	-	-	-	-	416	34.6%	▲	416
Misdemeanor	2015	21	12	63	44	25	48	41	31	39	26	39	17	213			406
	2016	43	52	45	33	54	24	-	-	-	-	-	-	251	17.8%	▲	251
Non-Capital Felonies and Related Matters	2015	23	83	170	166	70	52	74	69	254	215	40	18	564			1,234
	2016	98	75	74	73	82	86	-	-	-	-	-	-	488	-13.5%	▼	488
Other	2015	-	-	-	1	-	-	-	-	-	1	-	-	1			2
Other Criminally Related Matters	2015	-	1	6	15	5	10	7	7	9	19	6	11	37			96
	2016	6	3	22	6	17	8	-	-	-	-	-	-	62	67.6%	▲	62
Probates/Wills and Trusts - Lev	2015	-	1	-	-	-	-	-	-	-	-	-	-	1			1
Probates/Wills and Trusts - Level 2	2015	1	-	2	1	1	-	1	4	-	2	2	1	5			15
	2016	1	1	4	2	3	-	-	-	-	-	-	-	11	120.0%	▲	11
Uncontested Divorce	2015	6	4	10	9	8	7	5	6	6	7	6	9	44			83
	2016	5	9	7	19	15	7	-	-	-	-	-	-	62	40.9%	▲	62

Court: Wise Circuit

Start/End Date: Jan-15 / Jun-16

2015 Average Month: 383

Jan-Jun 2015: 2,089

Filings Trending: ⇌

Circuit/Court ID: 30

230195

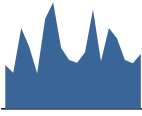
Type of Case: Filings

2016 Average Month:349

Jan-Jun 2016 : 2,091

Overall AVG. Month: 372

Monthly Summary



Jan 15-Jun 16

Totals

	2015	2016
Civil	795	386
Criminal	2,892	1,250
Other	913	455
Total	4,600	2,091

Jan --- Jun Filings

2,089

2015

2,091

2016

Jan --- Jun Filings

	2015	2016	% Change	Trending
Civil	406	386	-4.9%	▼
Criminal	1,240	1,250	0.8%	▲
Other	443	455	2.7%	▲
Total	2,089	2,091	-	↔

	Jan	Feb	Mar	Apr	May	Jun	Jul	Aug	Sep	Oct	Nov	Dec	Thru Jun	% Change	Trending	Total
2015	262	217	485	372	213	540	638	366	294	276	340	597	2,089			4,600
2016	285	485	423	294	274	330	-	-	-	-	-	-	2,091	0.1%	▲	2,091

		Jan	Feb	Mar	Apr	May	Jun	Jul	Aug	Sep	Oct	Nov	Dec	Thru Jun	% Change	Trending	Total
Administrative Law	2015	-	-	1	-	1	-	-	-	1	-	2	2	2			7
	2016	1	-	-	-	-	-	-	-	-	-	-	-	1	-50.0%	▼	1
Capital Murder	2015	-	-	-	-	-	-	-	1	1	-	-	-	0			2
	2016	-	-	-	-	4	-	-	-	-	-	-	-	4	0.0%	⇌	4
Contested Divorce	2015	7	4	9	12	8	5	5	9	7	4	6	6	45			82
	2016	3	6	5	8	4	3	-	-	-	-	-	-	29	-35.6%	▼	29
Domestic and Family - Level 1	2015	6	4	2	5	7	6	2	6	1	8	3	8	30			58
	2016	4	1	1	2	14	8	-	-	-	-	-	-	30	0.0%	⇌	30
Domestic and Family - Level 2	2015	4	2	6	1	7	3	4	3	7	4	3	2	23			46
	2016	2	3	6	3	7	5	-	-	-	-	-	-	26	13.0%	▲	26
General Civil - Level 1	2015	4	-	-	-	2	1	1	-	1	1	1	1	7			12
	2016	1	1	2	2	-	2	-	-	-	-	-	-	8	14.3%	▲	8
General Civil - Level 2	2015	13	3	13	6	11	11	17	9	16	12	8	10	57			129
	2016	4	10	11	9	11	10	-	-	-	-	-	-	55	-3.5%	▼	55
General Civil - Level 3	2015	2	5	4	1	3	4	6	4	5	3	6	8	19			51
	2016	3	2	4	6	4	3	-	-	-	-	-	-	22	15.8%	▲	22
Miscellaneous	2015	91	70	132	101	53	82	45	92	79	92	82	135	529			1,054
	2016	87	119	113	85	68	63	-	-	-	-	-	-	535	1.1%	▲	535
Misdemeanor	2015	48	30	81	71	36	138	66	79	52	38	73	145	404			857
	2016	42	51	81	32	34	22	-	-	-	-	-	-	262	-35.1%	▼	262
Non-Capital Felonies and Related Matters	2015	57	56	213	146	57	245	453	125	97	92	130	264	774			1,935
	2016	101	250	158	120	113	180	-	-	-	-	-	-	922	19.1%	▲	922
Other	2015	3	2	-	3	3	4	3	10	2	4	1	1	15			36
	2016	5	4	2	2	-	3	-	-	-	-	-	-	16	6.7%	▲	16
Other Criminally Related Matters	2015	4	18	6	10	9	16	9	10	11	-	6	4	63			103
	2016	11	12	14	10	6	9	-	-	-	-	-	-	62	-1.6%	▼	62
Probates/Wills and Trusts - Lev	2016	1	-	-	-	-	-	-	-	-	-	-	-	1			1
Probates/Wills and Trusts - Level 2	2015	1	4	1	1	-	3	2	2	2	1	1	3	10			21
	2016	5	5	6	2	1	4	-	-	-	-	-	-	23	130.0%	▲	23
Uncontested Divorce	2015	22	19	17	15	16	22	25	16	12	17	18	8	111			207
	2016	15	21	20	13	8	18	-	-	-	-	-	-	95	-14.4%	▼	95

Court: Prince William Circuit

Start/End Date: Jan-15 / Jun-16

2015 Average Month: 1,456

Jan-Jun 2015: 8,341

Filings Trending: ▲

Circuit/Court ID: 31

231153


Type of Case: Filings

2016 Average Month: 1,562

Jan-Jun 2016 : 9,371

Overall AVG. Month: 1,491

Monthly Summary

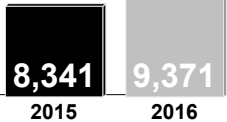


Jan 15-Jun 16

Totals

	2015	2016
Civil	5,212	2,525
Criminal	5,521	2,776
Other	6,736	4,070
Total	17,469	9,371

Jan --- Jun Filings



8,341 2015 9,371 2016

Jan --- Jun Filings

	2015	2016	% Change	Trending
Civil	2,710	2,525	-6.8%	▼
Criminal	2,551	2,776	8.8%	▲
Other	3,080	4,070	32.1%	▲
Total	8,341	9,371	12.3%	▲

	Jan	Feb	Mar	Apr	May	Jun	Jul	Aug	Sep	Oct	Nov	Dec	Thru Jun	% Change	Trending	Total
2015	1,393	1,258	1,505	1,443	1,307	1,435	1,521	1,371	1,298	1,420	1,519	1,999	8,341			17,469
2016	1,401	1,670	1,721	1,414	1,516	1,649	-	-	-	-	-	-	9,371	12.3%	▲	9,371

		Jan	Feb	Mar	Apr	May	Jun	Jul	Aug	Sep	Oct	Nov	Dec	Thru Jun	% Change	Trending	Total
Administrative Law	2015	3	1	1	-	-	-	-	-	-	-	2	-	5			7
	2016	3	-	-	3	1	3	-	-	-	-	-	-	10	100.0%	▲	10
Capital Murder	2015	-	-	-	5	-	-	-	-	-	-	-	-	5			5
	2016	-	-	-	-	-	-	-	-	-	-	-	-	-			-
Contested Divorce	2015	31	45	38	38	42	29	36	42	22	32	36	29	223			420
	2016	18	42	33	37	36	44	-	-	-	-	-	-	210	-5.8%	▼	210
Domestic and Family - Level 1	2015	13	23	15	28	20	17	19	16	15	20	26	22	116			234
	2016	19	18	26	21	19	22	-	-	-	-	-	-	125	7.8%	▲	125
Domestic and Family - Level 2	2015	44	29	28	12	7	15	9	42	14	28	10	13	135			251
	2016	7	10	23	8	20	25	-	-	-	-	-	-	93	-31.1%	▼	93
General Civil - Level 1	2015	5	-	-	4	8	2	1	3	3	2	2	1	19			31
	2016	3	3	6	2	2	8	-	-	-	-	-	-	24	26.3%	▲	24
General Civil - Level 2	2015	72	65	70	97	73	91	90	63	63	64	49	69	468			866
	2016	55	83	70	59	79	88	-	-	-	-	-	-	434	-7.3%	▼	434
General Civil - Level 3	2015	21	30	34	28	27	28	34	26	41	28	27	34	168			358
	2016	24	29	24	24	52	24	-	-	-	-	-	-	177	5.4%	▲	177
Miscellaneous	2015	576	528	658	625	475	551	616	573	574	583	651	1,176	3,413			7,586
	2016	736	806	888	663	609	740	-	-	-	-	-	-	4,442	30.1%	▲	4,442
Misdemeanor	2015	109	83	98	67	106	92	141	131	114	126	152	127	555			1,346
	2016	121	96	100	70	118	118	-	-	-	-	-	-	623	12.3%	▲	623
Non-Capital Felonies and Related Matters	2015	286	238	300	280	217	274	296	258	242	319	350	254	1,595			3,314
	2016	197	307	308	309	318	254	-	-	-	-	-	-	1,693	6.1%	▲	1,693
Other	2015	74	72	90	67	144	151	86	64	53	69	54	93	598			1,017
	2016	67	103	70	73	101	133	-	-	-	-	-	-	547	-8.5%	▼	547
Other Criminally Related Matters	2015	81	38	53	64	93	78	93	55	72	57	79	105	407			868
	2016	76	84	71	46	81	102	-	-	-	-	-	-	460	13.0%	▲	460
Probates/Wills and Trusts - Level 1	2015	1	1	1	3	1	-	1	1	2	1	-	1	7			13
	2016	-	-	-	1	-	1	-	-	-	-	-	-	2	-71.4%	▼	2
Probates/Wills and Trusts - Level 2	2015	8	14	13	8	8	10	13	6	8	10	6	6	61			110
	2016	7	7	13	15	6	12	-	-	-	-	-	-	60	-1.6%	▼	60
Protective Orders	2015	1	4	3	1	1	3	-	1	1	1	5	5	13			26
	2016	1	-	-	-	-	1	-	-	-	-	-	-	2	-84.6%	▼	2
Uncontested Divorce	2015	68	87	103	121	85	94	86	90	74	80	70	64	558			1,022
	2016	67	82	89	78	74	74	-	-	-	-	-	-	464	-16.8%	▼	464