

Court: Chesapeake Circuit

Start/End Date: Jan-15 / Jul-16

2015 Average Month: 1,120

Jan-Jul 2015: 7,506

Filings Trending: ▲

Circuit/Court ID: 1 201550


Type of Case: Filings

2016 Average Month:1,387

Jan-Jul 2016 : 9,707

Overall AVG. Month: 1,218

Monthly Summary

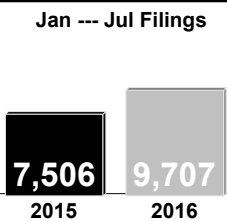


Jan 15-Jul 16

Totals

	2015	2016
Civil	3,297	2,074
Criminal	5,733	4,217
Other	4,413	3,416
Total	13,443	9,707

Jan --- Jul Filings



7,506 2015      9,707 2016

Jan --- Jul Filings

	2015	2016	% Change	Trending
Civil	1,958	2,074	5.9%	▲
Criminal	3,270	4,217	29.0%	▲
Other	2,278	3,416	50.0%	▲
Total	7,506	9,707	29.3%	▲

	Jan	Feb	Mar	Apr	May	Jun	Jul	Aug	Sep	Oct	Nov	Dec	Thru Jul	% Change	Trending	Total
2015	1,019	845	1,028	1,194	1,033	1,016	1,371	988	1,077	1,256	1,099	1,517	7,506			13,443
2016	1,274	1,452	1,592	1,520	1,233	1,268	1,368	-	-	-	-	-	9,707	29.3%	▲	9,707

		Jan	Feb	Mar	Apr	May	Jun	Jul	Aug	Sep	Oct	Nov	Dec	Thru Jul	% Change	Trending	Total
Administrative Law	2015	1	1	-	2	4	1	5	4	3	1	-	-	14			22
	2016	3	2	3	2	-	2	-	-	-	-	-	-	12	-14.3%	▼	12
Capital Murder	2015	-	-	-	-	-	1	-	-	-	-	-	-	1			1
	2016	14	19	20	25	34	27	19	15	15	23	27	19	158	32.9%	▲	257
Contested Divorce	2015	28	33	32	29	40	30	18	-	-	-	-	-	210			210
	2016	28	33	32	29	40	30	18	-	-	-	-	-	210	32.9%	▲	210
Domestic and Family - Level 1	2015	10	16	13	33	10	19	21	17	18	15	23	18	122			213
	2016	9	20	30	27	19	20	23	-	-	-	-	-	148	21.3%	▲	148
Domestic and Family - Level 2	2015	3	12	11	9	5	6	7	4	9	5	5	9	53			85
	2016	5	7	11	14	5	8	4	-	-	-	-	-	54	1.9%	▲	54
General Civil - Level 1	2015	1	5	2	6	3	1	6	3	5	4	5	-	24			41
	2016	4	3	3	4	8	1	1	-	-	-	-	-	24	0.0%	↔	24
General Civil - Level 2	2015	31	55	32	64	31	39	67	39	37	51	37	31	319			514
	2016	50	42	31	23	54	28	32	-	-	-	-	-	260	-18.5%	▼	260
General Civil - Level 3	2015	3	12	16	26	14	15	28	3	11	29	12	21	114			190
	2016	20	9	16	14	27	13	12	-	-	-	-	-	111	-2.6%	▼	111
Miscellaneous	2015	406	321	381	343	312	296	462	305	344	338	387	676	2,521			4,571
	2016	561	585	492	404	339	398	431	-	-	-	-	-	3,210	27.3%	▲	3,210
Misdemeanor	2015	100	82	104	135	124	105	131	122	114	122	123	154	781			1,416
	2016	83	142	141	146	109	129	117	-	-	-	-	-	867	11.0%	▲	867
Non-Capital Felonies and Related Matters	2015	315	183	258	408	347	334	331	287	306	393	257	297	2,176			3,716
	2016	291	358	554	529	385	438	484	-	-	-	-	-	3,039	39.7%	▲	3,039
Other	2015	62	35	72	56	50	58	148	87	90	168	109	123	481			1,058
	2016	121	129	139	209	132	98	130	-	-	-	-	-	958	99.2%	▲	958
Other Criminally Related Matters	2015	31	50	42	39	37	51	74	42	57	49	53	94	324			619
	2016	28	45	59	44	47	46	54	-	-	-	-	-	323	-0.3%	▼	323
Probates/Wills and Trusts - Level 1	2015	2	1	1	-	-	2	-	-	1	2	-	1	6			10
	2016	-	-	2	-	-	-	2	-	-	-	-	-	4	-33.3%	▼	4
Probates/Wills and Trusts - Level 2	2015	8	3	10	2	5	4	7	11	4	9	5	3	39			71
	2016	6	7	9	7	11	8	4	-	-	-	-	-	52	33.3%	▲	52
Uncontested Divorce	2015	32	50	66	46	57	57	65	49	63	47	56	71	373			659
	2016	65	70	70	68	57	49	56	-	-	-	-	-	435	16.6%	▲	435

Court: Accomack Circuit

Start/End Date: Jan-15 / Jul-16

2015 Average Month: 111

Jan-Jul 2015: 704

Filings Trending: ▲

Circuit/Court ID: 2 202001


Type of Case: Filings

2016 Average Month:130

Jan-Jul 2016 : 910

Overall AVG. Month: 118

Monthly Summary

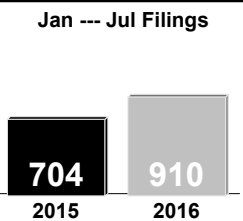


Jan 15-Jul 16

Totals

	2015	2016
Civil	396	223
Criminal	431	280
Other	501	407
Total	1,328	910

Jan --- Jul Filings



704 2015 910 2016

Jan --- Jul Filings

	2015	2016	% Change	Trending
Civil	232	223	-3.9%	▼
Criminal	230	280	21.7%	▲
Other	242	407	68.2%	▲
Total	704	910	29.3%	▲

	Jan	Feb	Mar	Apr	May	Jun	Jul	Aug	Sep	Oct	Nov	Dec	Thru Jul	% Change	Trending	Total
2015	102	86	109	140	87	96	84	98	100	154	90	182	704			1,328
2016	149	187	104	131	117	136	86	-	-	-	-	-	910	29.3%	▲	910

		Jan	Feb	Mar	Apr	May	Jun	Jul	Aug	Sep	Oct	Nov	Dec	Thru Jul	% Change	Trending	Total
Administrative Law	2015	-	-	-	-	-	-	-	-	-	2	2	-	0			4
	2016	-	2	1	1	-	1	1	-	-	-	-	-	6	0.0%	↔	6
Capital Murder	2015	-	1	-	-	-	-	-	-	-	-	-	-	1			1
	2016	4	3	2	2	1	3	1	2	3	6	3	1	16			31
Contested Divorce	2015	4	4	2	-	6	4	2	-	-	-	-	-	22	37.5%	▲	22
	2016	-	2	-	2	2	-	2	-	1	4	2	-	8			15
Domestic and Family - Level 1	2015	3	3	3	1	-	2	-	-	-	-	-	-	12	50.0%	▲	12
	2016	2	-	-	-	-	2	4	1	-	-	-	-	8			9
Domestic and Family - Level 2	2015	-	-	-	2	-	1	-	-	-	-	-	-	3	-62.5%	▼	3
	2016	3	2	-	1	1	-	1	-	-	-	-	-	8			8
General Civil - Level 1	2015	1	-	1	1	1	-	1	-	-	-	-	-	5	-37.5%	▼	5
	2016	14	2	2	7	10	10	3	15	7	5	6	2	48			83
General Civil - Level 2	2015	3	3	2	3	3	5	4	-	-	-	-	-	23	-52.1%	▼	23
	2016	9	3	3	4	7	5	2	4	7	3	2	1	33			50
General Civil - Level 3	2015	3	1	-	3	2	1	3	-	-	-	-	-	13	-60.6%	▼	13
	2016	44	26	64	47	44	27	39	29	45	68	55	100	291			588
Miscellaneous	2015	101	106	75	58	57	45	37	-	-	-	-	-	479	64.6%	▲	479
	2016	2	3	8	4	4	8	10	9	4	12	5	8	39			77
Misdemeanor	2015	9	6	4	14	12	13	13	-	-	-	-	-	71	82.1%	▲	71
	2016	9	39	12	65	10	31	11	26	20	47	6	62	177			338
Non-Capital Felonies and Related Matters	2015	8	55	8	36	21	49	9	-	-	-	-	-	186	5.1%	▲	186
	2016	1	1	1	1	1	2	2	3	2	2	2	3	9			21
Other	2015	6	1	-	1	3	1	1	-	-	-	-	-	13	44.4%	▲	13
	2016	4	-	6	2	-	2	-	-	-	2	3	1	14			20
Other Criminally Related Matters	2015	5	1	4	1	-	6	6	-	-	-	-	-	23	64.3%	▲	23
	2016	-	-	1	-	-	-	-	-	-	-	-	-	1			1
Probates/Wills and Trusts - Lev	2015	-	-	1	-	-	-	-	3	-	-	-	-	1			4
	2016	-	-	1	-	1	-	1	-	-	-	-	-	3	200.0%	▲	3
Protective Orders	2015	-	-	-	-	-	-	1	-	-	-	-	-	1			1
	2016	10	5	10	5	7	6	8	6	11	3	4	4	51			79
Uncontested Divorce	2015	6	4	2	10	11	8	8	-	-	-	-	-	49	-3.9%	▼	49
	2016																

Court: Northampton Circuit

Start/End Date: Jan-15 / Jul-16

2015 Average Month: 74

Jan-Jul 2015: 440

Filings Trending: ▲

Circuit/Court ID: 2 202131

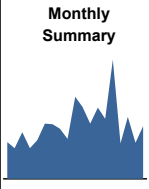
Type of Case: Filings

2016 Average Month:94

Jan-Jul 2016 : 655

Overall AVG. Month: 81

Monthly Summary



Jan 15-Jul 16

Totals

	2015	2016
Civil	173	82
Criminal	532	456
Other	184	117
Total	889	655

Jan --- Jul Filings

440

2015

655

2016

Jan --- Jul Filings

	2015	2016	% Change	Trending
Civil	105	82	-21.9%	▼
Criminal	252	456	81.0%	▲
Other	83	117	41.0%	▲
Total	440	655	48.9%	▲

	Jan	Feb	Mar	Apr	May	Jun	Jul	Aug	Sep	Oct	Nov	Dec	Thru Jul	% Change	Trending	Total
2015	55	46	70	46	58	83	82	75	60	123	108	83	440			889
2016	107	90	179	53	93	54	79	-	-	-	-	-	655	48.9%	▲	655

		Jan	Feb	Mar	Apr	May	Jun	Jul	Aug	Sep	Oct	Nov	Dec	Thru Jul	% Change	Trending	Total
Administrative Law	2015	-	-	-	-	1	-	-	-	-	-	-	-	1			1
Contested Divorce	2015	-	-	3	2	-	-	2	4	1	2	1	-	7			15
	2016	2	1	2	-	-	-	1	-	-	-	-	-	6	-14.3%	▼	6
Domestic and Family - Level 1	2015	-	-	-	1	3	-	2	-	-	-	3	1	6			10
	2016	-	-	2	3	1	1	-	-	-	-	-	-	7	16.7%	▲	7
Domestic and Family - Level 2	2015	-	1	1	-	-	1	-	-	-	-	-	-	3			3
	2016	-	-	-	-	1	-	-	-	-	-	-	-	1	-66.7%	▼	1
General Civil - Level 1	2015	-	-	-	-	-	-	-	-	-	1	-	1	0			2
	2016	-	-	-	-	1	-	-	-	-	-	-	-	1	0.0%	↔	1
General Civil - Level 2	2015	2	1	4	3	1	3	4	2	3	-	1	1	18			25
	2016	-	1	1	2	4	-	4	-	-	-	-	-	12	-33.3%	▼	12
General Civil - Level 3	2015	9	1	-	2	5	9	6	7	2	6	3	2	32			52
	2016	2	4	1	3	2	1	6	-	-	-	-	-	19	-40.6%	▼	19
Miscellaneous	2015	13	20	20	8	14	12	16	20	16	23	30	29	103			221
	2016	24	29	28	15	15	10	11	-	-	-	-	-	132	28.2%	▲	132
Misdemeanor	2015	15	8	15	10	14	20	27	26	23	55	33	14	109			260
	2016	21	26	11	10	36	24	13	-	-	-	-	-	141	29.4%	▲	141
Non-Capital Felonies and Related Matters	2015	7	6	21	8	12	19	20	7	10	30	28	29	93			197
	2016	52	23	123	12	19	12	24	-	-	-	-	-	265	184.9%	▲	265
Other	2016	-	-	-	-	-	1	-	-	-	-	-	-	1			1
Other Criminally Related Matters	2015	7	6	4	6	7	17	3	8	4	5	7	1	50			75
	2016	3	3	6	5	11	4	18	-	-	-	-	-	50	0.0%	↔	50
Probates/Wills and Trusts - Level 2	2015	1	2	1	3	1	-	-	-	-	-	-	1	8			9
	2016	1	-	1	1	-	-	-	-	-	-	-	-	3	-62.5%	▼	3
Uncontested Divorce	2015	1	1	1	3	-	2	2	1	1	1	2	4	10			19
	2016	2	3	4	2	3	1	2	-	-	-	-	-	17	70.0%	▲	17

Court: Virginia Beach Circuit

Start/End Date: Jan-15 / Jul-16

2015 Average Month: 1,231

Jan-Jul 2015: 8,751

Filings Trending: ↔

Circuit/Court ID: 2 202810


Type of Case: Filings

2016 Average Month:1,231

Jan-Jul 2016 : 8,618

Overall AVG. Month: 1,231

Monthly Summary

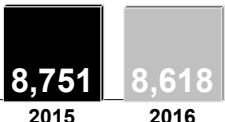


Jan 15-Jul 16

Totals

	2015	2016
Civil	5,970	3,634
Criminal	8,253	4,525
Other	548	459
Total	14,771	8,618

Jan --- Jul Filings



2015 2016

Jan --- Jul Filings

	2015	2016	% Change	Trending
Civil	3,443	3,634	5.5%	▲
Criminal	5,011	4,525	-9.7%	▼
Other	297	459	54.5%	▲
Total	8,751	8,618	-1.5%	▼

Virginia Beach - Back on CMS - October 2014

		Jan	Feb	Mar	Apr	May	Jun	Jul	Aug	Sep	Oct	Nov	Dec	Thru Jul	% Change	Trending	Total
2015		1,018	959	1,349	1,387	1,349	1,321	1,368	1,166	1,298	1,283	1,127	1,146	8,751			14,771
2016		1,001	1,369	1,368	1,200	1,238	1,260	1,182	-	-	-	-	-	8,618	-1.5%	▼	8,618

		Jan	Feb	Mar	Apr	May	Jun	Jul	Aug	Sep	Oct	Nov	Dec	Thru Jul	% Change	Trending	Total
Administrative Law	2015	1	2	3	2	1	-	-	-	1	2	-	2	9			14
	2016	1	1	-	2	-	1	-	-	-	-	-	-	5	-44.4%	▼	5
Capital Murder	2015	-	1	-	-	2	-	-	-	1	-	-	2	3			6
	2016	-	-	-	-	-	-	-	-	-	-	-	-	-			-
Contested Divorce	2015	18	22	45	40	33	29	36	22	26	28	30	27	223			356
	2016	27	34	49	33	28	37	26	-	-	-	-	-	234	4.9%	▲	234
Domestic and Family - Level 1	2015	20	36	26	50	40	59	58	63	53	53	46	52	289			556
	2016	44	36	49	48	52	54	48	-	-	-	-	-	331	14.5%	▲	331
Domestic and Family - Level 2	2015	5	15	16	10	8	19	8	10	14	15	10	18	81			148
	2016	13	13	19	16	12	19	14	-	-	-	-	-	106	30.9%	▲	106
General Civil - Level 1	2015	2	2	2	3	5	5	1	10	3	2	3	2	20			40
	2016	2	6	4	3	4	7	5	-	-	-	-	-	31	55.0%	▲	31
General Civil - Level 2	2015	63	52	86	60	59	66	69	60	80	88	70	49	455			802
	2016	61	55	71	57	85	69	62	-	-	-	-	-	460	1.1%	▲	460
General Civil - Level 3	2015	23	18	41	85	76	102	90	111	68	96	94	60	435			864
	2016	95	90	89	82	80	85	79	-	-	-	-	-	600	37.9%	▲	600
Miscellaneous	2015	112	123	205	189	139	169	237	187	204	184	122	158	1,174			2,029
	2016	138	191	185	198	151	180	198	-	-	-	-	-	1,241	5.7%	▲	1,241
Misdemeanor	2015	161	148	196	260	253	215	267	194	212	260	229	225	1,500			2,620
	2016	155	230	270	200	215	246	256	-	-	-	-	-	1,572	4.8%	▲	1,572
Non-Capital Felonies and Related Matters	2015	339	315	405	474	500	408	392	323	443	378	333	359	2,833			4,669
	2016	285	477	366	354	375	349	280	-	-	-	-	-	2,486	-12.2%	▼	2,486
Other	2015	57	55	69	56	62	57	49	52	61	45	55	52	405			670
	2016	58	75	85	55	100	63	37	-	-	-	-	-	473	16.8%	▲	473
Other Criminally Related Matters	2015	134	112	141	67	75	80	76	43	56	62	59	71	685			976
	2016	42	56	78	72	54	76	100	-	-	-	-	-	478	-30.2%	▼	478
Probates/Wills and Trusts - Level 1	2015	-	1	2	1	1	-	1	1	-	-	1	2	6			10
	2016	-	-	1	2	-	-	1	-	-	-	-	-	4	-33.3%	▼	4
Probates/Wills and Trusts - Level 2	2015	10	5	8	8	8	17	10	10	12	9	10	6	66			113
	2016	15	18	14	6	17	11	7	-	-	-	-	-	88	33.3%	▲	88
Protective Orders	2015	-	-	-	-	1	-	-	-	-	1	-	-	1			2
	2016	-	-	1	2	-	-	-	-	-	-	-	-	3	200.0%	▲	3
Uncontested Divorce	2015	73	52	104	82	86	95	74	80	64	60	65	61	566			896
	2016	65	87	87	70	65	63	69	-	-	-	-	-	506	-10.6%	▼	506

Court: Portsmouth Circuit

Start/End Date: Jan-15 / Jul-16

2015 Average Month: 800

Jan-Jul 2015: 5,744

Filings Trending: ▼

Circuit/Court ID: 3 203740

Type of Case: Filings

2016 Average Month:762

Jan-Jul 2016 : 5,337

Overall AVG. Month: 786

Monthly Summary

Jan 15-Jul 16

Totals

	2015	2016
Civil	3,746	1,694
Criminal	4,315	2,405
Other	1,543	1,238
Total	9,604	5,337

Jan --- Jul Filings

2015 2016

Jan --- Jul Filings

	2015	2016	% Change	Trending
Civil	2,374	1,694	-28.6%	▼
Criminal	2,464	2,405	-2.4%	▼
Other	906	1,238	36.6%	▲
Total	5,744	5,337	-7.1%	▼

	Jan	Feb	Mar	Apr	May	Jun	Jul	Aug	Sep	Oct	Nov	Dec	Thru Jul	% Change	Trending	Total
2015	671	670	937	960	895	837	774	750	781	728	698	903	5,744			9,604
2016	721	786	867	710	777	729	747	-	-	-	-	-	5,337	-7.1%	▼	5,337

		Jan	Feb	Mar	Apr	May	Jun	Jul	Aug	Sep	Oct	Nov	Dec	Thru Jul	% Change	Trending	Total
Administrative Law	2015	-	2	2	-	3	-	1	-	1	-	1	-	8			10
	2016	-	-	-	-	1	1	3	-	-	-	-	-	5	-37.5%	▼	5
Contested Divorce	2015	4	10	17	11	10	13	11	9	7	11	8	10	76			121
	2016	7	11	13	13	11	10	5	-	-	-	-	-	70	-7.9%	▼	70
Domestic and Family - Level 1	2015	14	17	10	5	7	5	10	12	7	6	10	7	68			110
	2016	3	11	11	7	11	11	5	-	-	-	-	-	59	-13.2%	▼	59
Domestic and Family - Level 2	2015	3	2	7	-	5	7	6	4	5	4	3	2	30			48
	2016	4	1	5	2	1	2	2	-	-	-	-	-	17	-43.3%	▼	17
General Civil - Level 1	2015	1	1	2	2	-	1	-	1	4	-	1	2	7			15
	2016	2	3	2	1	-	2	3	-	-	-	-	-	13	85.7%	▲	13
General Civil - Level 2	2015	20	27	30	22	19	30	28	21	20	23	14	29	176			283
	2016	13	22	18	20	18	17	16	-	-	-	-	-	124	-29.5%	▼	124
General Civil - Level 3	2015	118	107	133	215	170	206	97	154	91	78	91	77	1,046			1,537
	2016	47	63	102	86	95	100	116	-	-	-	-	-	609	-41.8%	▼	609
Miscellaneous	2015	217	165	214	216	179	168	193	199	198	162	176	222	1,352			2,309
	2016	220	207	229	194	184	203	165	-	-	-	-	-	1,402	3.7%	▲	1,402
Misdemeanor	2015	65	97	161	121	167	86	127	92	97	98	105	124	824			1,340
	2016	86	96	106	63	94	75	92	-	-	-	-	-	612	-25.7%	▼	612
Non-Capital Felonies and Related Matters	2015	151	136	246	225	208	201	212	166	222	252	189	318	1,379			2,526
	2016	239	255	230	186	250	188	238	-	-	-	-	-	1,586	15.0%	▲	1,586
Other	2015	35	35	38	63	49	38	30	31	63	35	28	40	288			485
	2016	52	55	71	72	65	57	52	-	-	-	-	-	424	47.2%	▲	424
Other Criminally Related Matters	2015	15	44	48	42	43	51	27	34	44	29	39	51	270			467
	2016	30	33	38	36	21	25	33	-	-	-	-	-	216	-20.0%	▼	216
Probates/Wills and Trusts - Lev	2015	-	-	-	-	-	-	-	-	-	-	1	-	0			1
Probates/Wills and Trusts - Level 2	2015	6	3	4	5	4	3	4	3	2	4	5	5	29	0.0%	↔	48
	2016	3	6	3	4	2	6	-	-	-	-	-	-	24	-17.2%	▼	24
Protective Orders	2015	-	5	2	1	3	-	2	3	2	4	2	-	13			24
	2016	-	-	4	3	2	2	-	-	-	-	-	-	11	-15.4%	▼	11
Uncontested Divorce	2015	22	19	23	32	28	28	26	21	18	22	25	16	178			280
	2016	15	23	35	23	22	30	17	-	-	-	-	-	165	-7.3%	▼	165

Court: Norfolk Circuit

Start/End Date: Jan-15 / Jul-16

2015 Average Month: 1,886

Jan-Jul 2015: 13,146

Filings Trending: ▲

Circuit/Court ID: 4 204710


Type of Case: Filings

2016 Average Month:2,094

Jan-Jul 2016 : 14,659

Overall AVG. Month: 1,962

Monthly Summary




Jan 15-Jul 16

Totals

	2015	2016
Civil	12,024	7,231
Criminal	7,368	4,777
Other	3,236	2,651
Total	22,628	14,659

Jan --- Jul Filings



2015 2016

Jan --- Jul Filings

	2015	2016	% Change	Trending
Civil	7,067	7,231	2.3%	▲
Criminal	4,284	4,777	11.5%	▲
Other	1,795	2,651	47.7%	▲
Total	13,146	14,659	11.5%	▲

	Jan	Feb	Mar	Apr	May	Jun	Jul	Aug	Sep	Oct	Nov	Dec	Thru Jul	% Change	Trending	Total
2015	1,897	1,342	2,255	2,017	1,923	1,868	1,844	1,819	1,920	1,814	1,844	2,085	13,146			22,628
2016	1,881	2,209	2,375	2,012	2,177	1,974	2,031	-	-	-	-	-	14,659	11.5%	▲	14,659

		Jan	Feb	Mar	Apr	May	Jun	Jul	Aug	Sep	Oct	Nov	Dec	Thru Jul	% Change	Trending	Total
Administrative Law	2015	-	-	-	-	-	1	-	1	-	2	1	-	1			5
	2016	2	1	-	1	1	1	-	-	-	-	-	-	6	500.0%	▲	6
Capital Murder	2015	1	-	-	2	-	-	-	-	-	-	-	-	3			3
	2016	73	84	113	119	100	89	100	101	75	101	83	86	678			1,124
Contested Divorce	2015	88	120	126	121	112	90	108	-	-	-	-	-	765	12.8%	▲	765
	2016	17	21	20	13	17	23	38	17	15	24	19	23	149			247
Domestic and Family - Level 1	2015	22	42	49	28	48	27	32	-	-	-	-	-	248	66.4%	▲	248
	2016	24	9	10	37	28	14	18	26	23	14	25	20	140			248
Domestic and Family - Level 2	2015	24	25	19	16	44	18	8	-	-	-	-	-	154	10.0%	▲	154
	2016	5	3	2	6	7	3	7	2	6	4	5	3	33			53
General Civil - Level 1	2015	3	4	3	5	5	5	3	-	-	-	-	-	28	-15.2%	▼	28
	2016	52	68	56	46	47	73	62	46	48	43	46	29	404			616
General Civil - Level 2	2015	34	59	46	54	59	45	50	-	-	-	-	-	347	-14.1%	▼	347
	2016	38	26	56	34	35	39	42	50	60	49	37	39	270			505
General Civil - Level 3	2015	51	54	52	41	47	51	52	-	-	-	-	-	348	28.9%	▲	348
	2016	831	439	955	692	708	632	545	749	670	638	752	894	4,802			8,505
Miscellaneous	2015	671	741	874	635	757	639	715	-	-	-	-	-	5,032	4.8%	▲	5,032
	2016	140	84	121	134	136	146	137	93	145	105	129	142	898			1,512
Misdemeanor	2015	120	123	187	137	124	128	151	-	-	-	-	-	970	8.0%	▲	970
	2016	340	278	426	476	436	398	458	356	449	423	393	461	2,812			4,894
Non-Capital Felonies and Related Matters	2015	431	422	487	432	505	461	448	-	-	-	-	-	3,186	13.3%	▲	3,186
	2016	79	77	85	90	80	108	83	91	82	105	78	109	602			1,067
Other	2015	118	264	138	150	129	134	115	-	-	-	-	-	1,048	74.1%	▲	1,048
	2016	93	57	71	107	78	100	95	81	103	84	61	87	601			1,017
Other Criminally Related Matters	2015	76	87	97	92	90	114	97	-	-	-	-	-	653	8.7%	▲	653
	2016	-	-	-	2	-	-	1	2	-	-	-	-	3			5
Probates/Wills and Trusts - Level 1	2015	-	1	1	-	-	-	-	-	-	-	-	-	2	-33.3%	▼	2
	2016	12	3	19	19	17	14	14	9	11	12	18	17	98			165
Probates/Wills and Trusts - Level 2	2015	14	16	16	18	8	11	10	-	-	-	-	-	93	-5.1%	▼	93
	2016	-	1	3	-	3	3	2	1	-	-	2	3	12			18
Protective Orders	2015	1	1	-	-	-	-	-	-	-	-	-	-	2	-83.3%	▼	2
	2016	193	192	318	242	231	225	242	194	233	210	195	172	1,643			2,647
Uncontested Divorce	2015	225	249	280	280	248	250	242	-	-	-	-	-	1,774	8.0%	▲	1,774
	2016																



Court: Isle of Wight Circuit

Start/End Date: Jan-15 / Jul-16

2015 Average Month: 143

Jan-Jul 2015: 998

Filings Trending: ▲

Circuit/Court ID: 5 205093


Type of Case: Filings

2016 Average Month:169

Jan-Jul 2016 : 1,185

Overall AVG. Month: 152

Monthly Summary



Jan 15-Jul 16

Totals

	2015	2016
Civil	393	245
Criminal	521	429
Other	797	511
Total	1,711	1,185

Jan --- Jul Filings

998

2015

1,185

2016

Jan --- Jul Filings

	2015	2016	% Change	Trending
Civil	232	245	5.6%	▲
Criminal	341	429	25.8%	▲
Other	425	511	20.2%	▲
Total	998	1,185	18.7%	▲

	Jan	Feb	Mar	Apr	May	Jun	Jul	Aug	Sep	Oct	Nov	Dec	Thru Jul	% Change	Trending	Total
2015	153	116	170	110	137	125	187	125	140	123	145	180	998			1,711
2016	237	207	172	172	99	157	141	-	-	-	-	-	1,185	18.7%	▲	1,185

		Jan	Feb	Mar	Apr	May	Jun	Jul	Aug	Sep	Oct	Nov	Dec	Thru Jul	% Change	Trending	Total
Administrative Law	2015	-	-	-	-	1	-	-	-	-	-	-	-	1			1
	2016	-	-	3	-	-	-	-	-	-	-	-	-	3	200.0%	▲	3
Contested Divorce	2015	-	2	2	2	3	7	2	1	2	4	2	3	18			30
	2016	-	3	3	-	1	5	1	-	-	-	-	-	13	-27.8%	▼	13
Domestic and Family - Level 1	2015	4	-	-	1	3	6	3	3	3	5	1	2	17			31
	2016	-	9	5	4	-	2	-	-	-	-	-	-	20	17.6%	▲	20
Domestic and Family - Level 2	2015	1	1	1	-	1	-	4	2	-	4	-	1	8			15
	2016	1	2	1	1	1	1	2	-	-	-	-	-	9	12.5%	▲	9
General Civil - Level 1	2015	-	-	1	-	1	-	-	-	-	-	-	-	2			2
	2016	1	-	-	-	-	-	-	-	-	-	-	-	1	-50.0%	▼	1
General Civil - Level 2	2015	7	3	2	2	6	5	5	12	1	3	9	5	30			60
	2016	4	4	4	3	6	3	2	-	-	-	-	-	26	-13.3%	▼	26
General Civil - Level 3	2015	2	6	2	3	3	2	2	3	2	5	2	2	20			34
	2016	2	2	1	1	4	2	2	-	-	-	-	-	14	-30.0%	▼	14
Miscellaneous	2015	64	62	78	59	57	50	67	72	52	67	67	133	437			828
	2016	115	120	95	61	47	62	70	-	-	-	-	-	570	30.4%	▲	570
Misdemeanor	2015	2	3	15	7	3	4	9	4	13	8	3	2	43			73
	2016	4	7	9	4	6	9	5	-	-	-	-	-	44	2.3%	▲	44
Non-Capital Felonies and Related Matters	2015	54	19	44	8	30	30	78	7	36	12	43	20	263			381
	2016	88	28	23	82	15	59	48	-	-	-	-	-	343	30.4%	▲	343
Other	2015	3	10	6	17	12	5	4	9	6	3	7	4	57			86
	2016	11	6	13	5	1	-	-	-	-	-	-	-	36	-36.8%	▼	36
Other Criminally Related Matters	2015	6	3	10	-	5	7	4	3	17	5	2	5	35			67
	2016	2	17	5	3	9	4	3	-	-	-	-	-	43	22.9%	▲	43
Probates/Wills and Trusts - Level 2	2015	1	2	3	1	-	-	2	-	-	2	-	-	9			11
	2016	-	2	-	1	1	2	-	-	-	-	-	-	6	-33.3%	▼	6
Uncontested Divorce	2015	9	5	6	10	12	9	7	9	8	5	9	3	58			92
	2016	9	7	10	7	8	8	8	-	-	-	-	-	57	-1.7%	▼	57

Court: Southampton Circuit

Start/End Date: Jan-15 / Jul-16

2015 Average Month: 128

Jan-Jul 2015: 905

Filings Trending: ▲

Circuit/Court ID: 5 205175


Type of Case: Filings

2016 Average Month:178

Jan-Jul 2016 : 1,243

Overall AVG. Month: 146

Monthly Summary




Jan 15-Jul 16

Totals

	2015	2016
Civil	369	254
Criminal	819	626
Other	352	363
Total	1,540	1,243

Jan --- Jul Filings



905 2015 1,243 2016

Jan --- Jul Filings

	2015	2016	% Change	Trending
Civil	234	254	8.5%	▲
Criminal	491	626	27.5%	▲
Other	180	363	101.7%	▲
Total	905	1,243	37.3%	▲

	Jan	Feb	Mar	Apr	May	Jun	Jul	Aug	Sep	Oct	Nov	Dec	Thru Jul	% Change	Trending	Total
2015	116	101	163	131	109	105	180	107	170	94	137	127	905			1,540
2016	204	211	235	158	156	137	142	-	-	-	-	-	1,243	37.3%	▲	1,243

		Jan	Feb	Mar	Apr	May	Jun	Jul	Aug	Sep	Oct	Nov	Dec	Thru Jul	% Change	Trending	Total
Administrative Law	2015	1	-	-	-	-	-	-	2	-	-	2	1	1			6
	2016	-	1	-	-	-	1	-	-	-	-	-	-	2	100.0%	▲	2
Capital Murder	2015	-	-	-	-	-	-	-	-	-	-	1	-	0			1
	2016	2	9	7	1	3	4	3	1	-	-	-	3	29	0.0%	↔	33
Contested Divorce	2015	1	3	2	2	1	2	2	-	-	-	-	-	13	-55.2%	▼	13
	2016	1	2	3	-	2	1	4	1	1	-	1	2	13	-69.2%	▼	4
Domestic and Family - Level 1	2015	-	-	1	-	-	1	2	-	-	-	-	-	4	-69.2%	▼	4
	2016	-	-	-	1	-	-	1	-	1	-	3	-	2			6
Domestic and Family - Level 2	2015	-	-	-	-	-	-	-	-	-	-	-	-	16	700.0%	▲	16
	2016	-	-	-	1	-	-	-	1	-	-	-	-	1			2
General Civil - Level 1	2015	6	4	5	5	6	4	1	1	3	9	3	3	31			50
	2016	3	9	10	2	4	6	6	-	-	-	-	-	40	29.0%	▲	40
General Civil - Level 2	2015	2	1	2	4	2	2	6	3	4	1	1	2	19			30
	2016	3	9	1	2	2	1	3	-	-	-	-	-	21	10.5%	▲	21
General Civil - Level 3	2015	26	46	47	37	22	24	46	45	39	35	28	68	248			463
	2016	76	78	67	57	34	36	57	-	-	-	-	-	405	63.3%	▲	405
Miscellaneous	2015	14	16	11	7	11	11	17	6	15	8	21	12	87			149
	2016	22	11	21	11	37	14	10	-	-	-	-	-	126	44.8%	▲	126
Misdemeanor	2015	43	13	56	61	38	49	64	36	81	29	62	27	324			559
	2016	70	62	105	64	57	48	44	-	-	-	-	-	450	38.9%	▲	450
Non-Capital Felonies and Related Matters	2015	1	1	2	-	-	-	4	2	2	-	-	-	8			12
	2016	13	8	3	8	6	13	5	-	-	-	-	-	56	600.0%	▲	56
Other	2015	15	-	20	2	16	4	23	-	20	7	8	4	80			119
	2016	9	8	13	3	9	7	6	-	-	-	-	-	55	-31.3%	▼	55
Other Criminally Related Matters	2015	-	-	-	3	-	2	2	-	1	2	-	-	7			10
	2016	1	-	1	-	-	-	-	-	-	-	-	1	2			3
Probates/Wills and Trusts - Lev	2015	-	-	1	-	-	-	-	-	-	-	-	-	1	-50.0%	▼	1
	2016	4	9	9	9	9	4	9	9	3	3	7	4	53			79
Protective Orders	2015	7	6	11	9	6	8	7	-	-	-	-	-	54	1.9%	▲	54
	2016	-	-	-	-	-	-	-	-	-	-	-	-	-			-
Uncontested Divorce	2015	-	-	-	-	-	-	-	-	-	-	-	-	-			-
	2016	-	-	-	-	-	-	-	-	-	-	-	-	-			-



Court: Suffolk Circuit

Start/End Date: Jan-15 / Jul-16

2015 Average Month: 476

Jan-Jul 2015: 3,349

Filings Trending: ▲

Circuit/Court ID: 5 205800


Type of Case: Filings

2016 Average Month:505

Jan-Jul 2016 : 3,532

Overall AVG. Month: 486

Monthly Summary

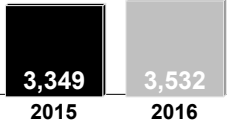


Jan 15-Jul 16

Totals

	2015	2016
Civil	1,135	655
Criminal	3,090	1,888
Other	1,481	989
Total	5,706	3,532

Jan --- Jul Filings



2015 2016

Jan --- Jul Filings

	2015	2016	% Change	Trending
Civil	680	655	-3.7%	▼
Criminal	1,829	1,888	3.2%	▲
Other	840	989	17.7%	▲
Total	3,349	3,532	5.5%	▲

	Jan	Feb	Mar	Apr	May	Jun	Jul	Aug	Sep	Oct	Nov	Dec	Thru Jul	% Change	Trending	Total
2015	566	455	583	401	403	528	413	452	394	487	573	451	3,349			5,706
2016	498	509	566	486	474	540	459	-	-	-	-	-	3,532	5.5%	▲	3,532

		Jan	Feb	Mar	Apr	May	Jun	Jul	Aug	Sep	Oct	Nov	Dec	Thru Jul	% Change	Trending	Total
Administrative Law	2015	1	-	-	1	-	-	-	-	-	-	-	-	2			2
	2016	1	-	-	-	-	-	-	-	-	-	-	-	1	-50.0%	▼	1
Capital Murder	2015	-	-	4	-	1	-	-	-	-	-	-	-	5			5
	2016	-	-	-	-	-	-	-	-	-	-	-	-	-			-
Contested Divorce	2015	8	5	14	8	11	9	9	10	8	7	10	10	64			109
	2016	4	5	13	4	6	5	5	-	-	-	-	-	42	-34.4%	▼	42
Domestic and Family - Level 1	2015	6	2	1	9	3	6	6	3	3	12	1	1	33			53
	2016	1	10	3	3	3	7	8	-	-	-	-	-	35	6.1%	▲	35
Domestic and Family - Level 2	2015	4	3	4	10	6	11	7	11	6	7	8	7	45			84
	2016	8	3	7	6	8	10	7	-	-	-	-	-	49	8.9%	▲	49
General Civil - Level 1	2015	2	-	-	3	-	1	-	1	1	-	1	-	6			9
	2016	-	-	1	-	-	2	-	-	-	-	-	-	3	-50.0%	▼	3
General Civil - Level 2	2015	15	15	23	18	16	16	15	13	8	17	12	6	118			174
	2016	13	16	12	15	21	21	16	-	-	-	-	-	114	-3.4%	▼	114
General Civil - Level 3	2015	1	6	5	2	6	12	14	10	16	9	13	9	46			103
	2016	7	5	7	5	5	12	11	-	-	-	-	-	52	13.0%	▲	52
Miscellaneous	2015	160	130	177	139	120	145	163	113	124	142	143	251	1,034			1,807
	2016	200	185	196	137	143	166	164	-	-	-	-	-	1,191	15.2%	▲	1,191
Misdemeanor	2015	86	67	39	38	58	83	42	67	55	64	100	32	413			731
	2016	80	69	95	72	54	52	58	-	-	-	-	-	480	16.2%	▲	480
Non-Capital Felonies and Related Matters	2015	241	192	278	124	151	210	129	196	140	201	259	107	1,325			2,228
	2016	163	186	195	212	204	235	165	-	-	-	-	-	1,360	2.6%	▲	1,360
Other	2015	-	2	3	1	1	2	-	-	4	1	1	1	9			16
	2016	1	-	1	2	1	1	1	-	-	-	-	-	7	-22.2%	▼	7
Other Criminally Related Matters	2015	15	16	13	18	13	11	6	11	10	8	6	9	92			136
	2016	3	3	7	10	7	8	9	-	-	-	-	-	47	-48.9%	▼	47
Probates/Wills and Trusts - Level 1	2015	-	-	-	-	2	-	-	1	-	1	-	1	2			5
	2016	1	-	-	-	-	-	-	-	-	-	-	-	1	-50.0%	▼	1
Probates/Wills and Trusts - Level 2	2015	2	-	1	1	2	2	3	1	3	-	1	3	11			19
	2016	1	4	1	2	2	5	-	-	-	-	-	-	15	36.4%	▲	15
Uncontested Divorce	2015	25	17	25	29	14	20	19	15	16	18	18	14	149			230
	2016	15	23	24	18	19	16	15	-	-	-	-	-	130	-12.8%	▼	130

Court: Brunswick Circuit

Start/End Date: Jan-15 / Jul-16

2015 Average Month: 89

Jan-Jul 2015: 520

Filings Trending: ▲

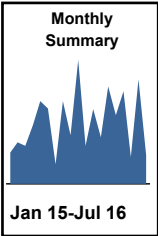
Circuit/Court ID: 6 206025

Type of Case: Filings

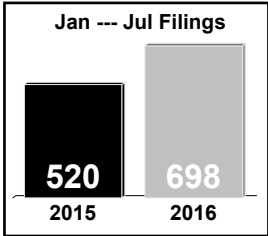
2016 Average Month:100

Jan-Jul 2016 : 698

Overall AVG. Month: 93



Totals		
	2015	2016
Civil	136	82
Criminal	727	452
Other	209	164
Total	1,072	698



Jan --- Jul Filings				
	2015	2016	% Change	Trending
Civil	69	82	18.8%	▲
Criminal	349	452	29.5%	▲
Other	102	164	60.8%	▲
Total	520	698	34.2%	▲

	Jan	Feb	Mar	Apr	May	Jun	Jul	Aug	Sep	Oct	Nov	Dec	Thru Jul	% Change	Trending	Total
2015	47	62	57	88	124	113	29	124	73	186	57	112	520			1,072
2016	70	146	103	139	40	157	43	-	-	-	-	-	698	34.2%	▲	698

		Jan	Feb	Mar	Apr	May	Jun	Jul	Aug	Sep	Oct	Nov	Dec	Thru Jul	% Change	Trending	Total
Contested Divorce	2015	-	-	1	-	1	-	2	2	1	2	-	1	4			10
	2016	1	1	1	-	-	-	1	-	-	-	-	-	4	0.0%	↔	4
Domestic and Family - Level 1	2015	-	-	-	3	-	2	-	-	-	4	1	-	5			10
	2016	-	-	-	-	-	1	-	-	-	-	-	-	1	-80.0%	▼	1
Domestic and Family - Level 2	2015	-	-	-	-	1	-	-	-	-	-	-	-	1			1
	2016	-	1	1	-	-	-	-	-	-	-	-	-	2	100.0%	▲	2
General Civil - Level 1	2016	-	-	-	-	1	-	-	-	-	-	-	-	1			1
	2015	1	-	1	1	1	4	1	1	2	2	1	-	9			15
General Civil - Level 2	2016	2	1	1	2	-	-	2	-	-	-	-	-	8	-11.1%	▼	8
	2015	1	-	2	1	1	2	-	1	1	1	-	1	7			11
General Civil - Level 3	2016	1	1	1	-	1	-	1	-	-	-	-	-	5	-28.6%	▼	5
	2015	25	14	17	17	22	20	12	18	30	21	31	39	127			266
Miscellaneous	2016	34	36	36	24	20	25	19	-	-	-	-	-	194	52.8%	▲	194
	2015	5	21	9	18	34	22	-	41	15	89	14	28	109			296
Misdemeanor	2016	16	54	8	34	7	81	2	-	-	-	-	-	202	85.3%	▲	202
	2015	12	23	24	33	62	51	11	54	12	60	10	31	216			383
Non-Capital Felonies and Related Matters	2016	13	40	45	71	3	44	8	-	-	-	-	-	224	3.7%	▲	224
	2016	-	-	-	-	1	-	6	-	-	-	-	-	7			7
Other	2015	1	4	-	14	-	6	-	4	4	6	-	10	25			49
	2016	2	11	-	7	4	3	-	-	-	-	-	-	27	8.0%	▲	27
Other Criminally Related Matters	2015	-	-	-	-	-	1	1	-	1	-	-	-	2			3
	2015	1	-	-	-	-	1	-	-	3	-	-	-	2			5
Probates/Wills and Trusts - Lev	2015	1	-	3	1	2	4	2	3	4	1	-	2	13			23
	2016	1	1	10	1	3	3	4	-	-	-	-	-	23	76.9%	▲	23
Protective Orders	2015	1	-	-	-	-	-	-	-	-	-	-	-	-			-
	2015	1	-	-	-	-	-	-	-	-	-	-	-	-			-
Uncontested Divorce	2015	1	-	3	1	2	4	2	3	4	1	-	2	13			23
	2016	1	1	10	1	3	3	4	-	-	-	-	-	23	76.9%	▲	23

Court: Greenville Circuit

Start/End Date: Jan-15 / Jul-16

2015 Average Month: 68

Jan-Jul 2015: 492

Filings Trending: ▼

Circuit/Court ID: 6 206081


Type of Case: Filings

2016 Average Month:56

Jan-Jul 2016 : 393

Overall AVG. Month: 63

Monthly Summary

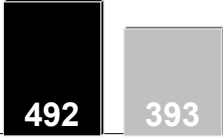


Jan 15-Jul 16

Totals

	2015	2016
Civil	239	148
Criminal	572	245
Total	811	393

Jan --- Jul Filings



492 2015 393 2016

Jan --- Jul Filings

	2015	2016	% Change	Trending
Civil	150	148	-1.3%	▼
Criminal	342	245	-28.4%	▼
Total	492	393	-20.1%	▼

	Jan	Feb	Mar	Apr	May	Jun	Jul	Aug	Sep	Oct	Nov	Dec	Thru Jul	% Change	Trending	Total
2015	33	93	54	130	60	47	75	43	96	62	52	66	492			811
2016	50	40	70	31	78	50	74	-	-	-	-	-	393	-20.1%	▼	393

		Jan	Feb	Mar	Apr	May	Jun	Jul	Aug	Sep	Oct	Nov	Dec	Thru Jul	% Change	Trending	Total
Capital Murder	2016	-	-	-	-	1	-	-	-	-	-	-	-	1			1
Contested Divorce	2015	-	1	2	-	-	1	1	3	2	1	-	-	5			11
	2016	2	2	1	2	2	-	3	-	-	-	-	-	12	140.0%	▲	12
Domestic and Family - Level 1	2015	-	-	3	4	-	2	-	1	1	8	-	-	9			19
	2016	4	-	2	1	2	4	-	-	-	-	-	-	13	44.4%	▲	13
Domestic and Family - Level 2	2015	1	-	-	-	-	-	-	1	-	-	1	-	1			3
	2016	-	-	4	-	-	-	-	-	-	-	-	-	4	300.0%	▲	4
General Civil - Level 1	2015	-	-	1	2	-	-	-	-	1	-	-	1	3			5
	2016	1	-	-	-	-	2	-	-	-	-	-	-	3	0.0%	↔	3
General Civil - Level 2	2015	9	9	4	2	5	4	11	2	5	1	5	8	44			65
	2016	2	9	6	2	3	6	7	-	-	-	-	-	35	-20.5%	▼	35
General Civil - Level 3	2015	2	2	-	1	5	2	-	1	9	-	4	2	12			28
	2016	2	1	3	1	5	3	2	-	-	-	-	-	17	41.7%	▲	17
Miscellaneous	2015	5	5	4	11	5	6	7	4	5	2	5	5	43			64
	2016	7	4	5	6	5	8	5	-	-	-	-	-	40	-7.0%	▼	40
Misdemeanor	2015	2	5	7	21	6	6	13	4	31	6	6	11	60			118
	2016	6	6	12	7	6	9	13	-	-	-	-	-	59	-1.7%	▼	59
Non-Capital Felonies and Related Matters	2015	12	54	22	81	30	19	38	21	33	40	23	38	256			411
	2016	23	11	31	10	52	13	30	-	-	-	-	-	170	-33.6%	▼	170
Other	2015	-	-	-	-	-	-	-	1	-	-	-	-	0			1
	2016	-	-	-	-	-	-	1	-	-	-	-	-	1	0.0%	↔	1
Other Criminally Related Matters	2015	1	10	5	4	2	3	3	2	8	2	5	1	28			46
	2016	-	4	1	-	2	2	7	-	-	-	-	-	16	-42.9%	▼	16
Probates/Wills and Trusts - Lev	2015	-	-	-	1	-	-	-	-	-	-	-	-	1			1
Probates/Wills and Trusts - Level 2	2015	-	-	-	-	-	1	-	-	-	-	1	-	1			2
	2016	-	-	-	-	-	1	-	-	-	-	-	-	1	0.0%	↔	1
Uncontested Divorce	2015	1	7	6	3	7	3	2	3	1	2	2	-	29			37
	2016	3	3	5	2	-	2	6	-	-	-	-	-	21	-27.6%	▼	21

Court: Prince George Circuit

Start/End Date: Jan-15 / Jul-16

2015 Average Month: 146

Jan-Jul 2015: 1,016

Filings Trending: ▲

Circuit/Court ID: 6 206149


Type of Case: Filings

2016 Average Month:173

Jan-Jul 2016 : 1,212

Overall AVG. Month: 156

Monthly Summary




Jan 15-Jul 16

Totals

	2015	2016
Civil	397	222
Criminal	585	423
Other	766	567
Total	1,748	1,212

Jan --- Jul Filings



2015 2016

Jan --- Jul Filings

	2015	2016	% Change	Trending
Civil	249	222	-10.8%	▼
Criminal	348	423	21.6%	▲
Other	419	567	35.3%	▲
Total	1,016	1,212	19.3%	▲

	Jan	Feb	Mar	Apr	May	Jun	Jul	Aug	Sep	Oct	Nov	Dec	Thru Jul	% Change	Trending	Total
2015	160	129	194	140	116	110	167	113	125	127	142	225	1,016			1,748
2016	181	197	233	133	171	155	142	-	-	-	-	-	1,212	19.3%	▲	1,212

		Jan	Feb	Mar	Apr	May	Jun	Jul	Aug	Sep	Oct	Nov	Dec	Thru Jul	% Change	Trending	Total
Capital Murder	2016	-	-	1	-	-	-	-	-	-	-	-	-	1			1
Contested Divorce	2015	9	2	3	2	4	3	1	3	3	5	1	6	24			42
	2016	1	2	6	4	3	4	5	-	-	-	-	-	25	4.2%	▲	25
Domestic and Family - Level 1	2015	-	2	1	5	1	5	-	5	4	6	-	1	14			30
	2016	6	6	5	2	6	2	1	-	-	-	-	-	28	100.0%	▲	28
Domestic and Family - Level 2	2015	-	-	2	1	1	-	-	-	-	1	1	-	4			6
	2016	3	-	4	1	-	-	1	-	-	-	-	-	9	125.0%	▲	9
General Civil - Level 1	2015	1	-	-	1	1	-	-	1	-	-	-	-	3			4
General Civil - Level 2	2015	2	2	2	9	7	7	3	2	3	6	3	4	32			50
	2016	2	4	3	4	-	3	3	-	-	-	-	-	19	-40.6%	▼	19
General Civil - Level 3	2015	1	2	1	1	5	2	1	-	3	-	-	2	13			18
	2016	-	1	1	-	1	3	1	-	-	-	-	-	7	-46.2%	▼	7
Miscellaneous	2015	76	68	88	68	47	65	74	71	53	56	75	131	486			872
	2016	88	117	138	82	54	81	68	-	-	-	-	-	628	29.2%	▲	628
Misdemeanor	2015	20	1	32	8	10	6	21	8	8	9	10	11	98			144
	2016	9	11	16	8	19	14	14	-	-	-	-	-	91	-7.1%	▼	91
Non-Capital Felonies and Related Matters	2015	40	44	43	33	27	7	49	10	42	30	37	56	243			418
	2016	63	37	49	20	70	38	38	-	-	-	-	-	315	29.6%	▲	315
Other	2015	-	-	-	1	1	-	-	-	-	-	3	-	2			5
	2016	1	2	-	-	1	-	-	-	-	-	-	-	4	100.0%	▲	4
Other Criminally Related Matters	2015	-	1	3	-	3	1	3	2	1	5	3	6	11			28
	2016	-	4	2	5	2	1	3	-	-	-	-	-	17	54.5%	▲	17
Probates/Wills and Trusts - Level 2	2015	-	1	-	2	-	3	-	1	1	-	-	1	6			9
	2016	-	1	-	1	-	1	4	-	-	-	-	-	7	16.7%	▲	7
Uncontested Divorce	2015	11	6	19	9	9	11	15	10	7	9	9	7	80			122
	2016	8	12	8	6	15	8	4	-	-	-	-	-	61	-23.8%	▼	61

Court: Surry Circuit

Start/End Date: Jan-15 / Jul-16

2015 Average Month: 23

Jan-Jul 2015: 158

Filings Trending: ↔

Circuit/Court ID: 6 206181


Type of Case: Filings

2016 Average Month:22

Jan-Jul 2016 : 157

Overall AVG. Month: 23

Monthly Summary



Jan 15-Jul 16

Totals

	2015	2016
Civil	80	44
Criminal	43	37
Other	148	76
Total	271	157

Jan --- Jul Filings

158

2015

157

2016

Jan --- Jul Filings

	2015	2016	% Change	Trending
Civil	58	44	-24.1%	▼
Criminal	19	37	94.7%	▲
Other	81	76	-6.2%	▼
Total	158	157	-0.6%	▼

	Jan	Feb	Mar	Apr	May	Jun	Jul	Aug	Sep	Oct	Nov	Dec	Thru Jul	% Change	Trending	Total
2015	30	15	41	19	18	16	19	19	17	13	26	38	158			271
2016	21	22	31	15	16	21	31	-	-	-	-	-	157	-0.6%	▼	157

		Jan	Feb	Mar	Apr	May	Jun	Jul	Aug	Sep	Oct	Nov	Dec	Thru Jul	% Change	Trending	Total
Contested Divorce	2015	-	-	1	-	1	-	-	1	-	-	1	-	2			4
	2016	3	-	-	1	-	1	-	-	-	-	-	-	5	150.0%	▲	5
Domestic and Family - Level 1	2015	-	-	-	-	-	1	-	-	-	-	-	-	1			1
	2016	-	-	-	1	-	-	-	-	-	-	-	-	1			1
Domestic and Family - Level 2	2015	-	-	-	1	-	-	-	-	-	-	-	-	1			1
	2016	-	-	-	-	1	-	-	-	-	-	-	-	1	0.0%	↔	1
General Civil - Level 1	2015	1	-	-	-	-	-	-	-	-	-	-	-	1			1
	2016	1	2	-	2	2	3	-	-	1	2	-	1	10			14
General Civil - Level 2	2015	-	-	1	1	-	1	1	-	-	-	-	-	4	-60.0%	▼	4
	2016	-	1	1	3	3	1	2	-	-	-	-	-	11	-31.3%	▼	11
General Civil - Level 3	2015	4	1	8	1	1	-	1	2	-	1	-	-	16			19
	2016	-	1	1	3	3	1	2	-	-	-	-	-	11	-31.3%	▼	11
Miscellaneous	2015	17	12	26	8	8	10	16	13	9	7	21	23	97			170
	2016	14	20	11	7	5	14	20	-	-	-	-	-	91	-6.2%	▼	91
Misdemeanor	2015	1	-	-	2	2	1	-	-	2	3	1	3	6			15
	2016	-	-	1	1	-	1	-	-	-	-	-	-	3	-50.0%	▼	3
Non-Capital Felonies and Related Matters	2015	2	-	3	4	1	-	-	1	2	-	1	8	10			22
	2016	2	-	16	1	7	-	7	-	-	-	-	-	33	230.0%	▲	33
Other	2015	2	-	-	-	-	-	-	-	-	-	-	-	2			2
	2016	1	-	-	1	1	-	-	-	-	-	-	3	3			6
Other Criminally Related Matters	2015	1	-	-	1	1	-	-	-	-	-	-	-	1	-66.7%	▼	1
	2016	1	-	-	-	-	-	-	-	-	-	-	-	1	-66.7%	▼	1
Probates/Wills and Trusts - Level 2	2015	-	-	-	-	1	1	-	-	-	-	-	-	2			2
	2016	-	1	-	-	-	-	-	-	-	-	-	-	1	-50.0%	▼	1
Uncontested Divorce	2015	1	-	3	-	1	1	2	2	3	-	2	-	8			15
	2016	1	-	1	1	-	2	1	-	-	-	-	-	6	-25.0%	▼	6

Court: Sussex Circuit

Start/End Date: Jan-15 / Jul-16

2015 Average Month: 49

Jan-Jul 2015: 329

Filings Trending: ↔

Circuit/Court ID: 6 206183

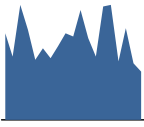
Type of Case: Filings

2016 Average Month:47

Jan-Jul 2016 : 328

Overall AVG. Month: 48

Monthly Summary



Jan 15-Jul 16

Totals

	2015	2016
Civil	129	59
Criminal	315	177
Other	146	92
Total	590	328

Jan --- Jul Filings

329

2015

328

2016

Jan --- Jul Filings

	2015	2016	% Change	Trending
Civil	75	59	-21.3%	▼
Criminal	178	177	-0.6%	▼
Other	76	92	21.1%	▲
Total	329	328	-	↔

	Jan	Feb	Mar	Apr	May	Jun	Jul	Aug	Sep	Oct	Nov	Dec	Thru Jul	% Change	Trending	Total
2015	52	38	69	54	36	43	37	44	52	50	66	49	329			590
2016	38	68	69	35	55	34	29	-	-	-	-	-	328	-0.3%	▼	328

		Jan	Feb	Mar	Apr	May	Jun	Jul	Aug	Sep	Oct	Nov	Dec	Thru Jul	% Change	Trending	Total
Administrative Law	2015	-	-	1	-	-	1	-	-	-	-	-	-	2			2
Contested Divorce	2015	2	3	2	1	-	-	1	1	3	1	-	1	9			15
	2016	-	-	2	3	-	3	-	-	-	-	-	-	8	-11.1%	▼	8
Domestic and Family - Level 2	2015	-	-	-	1	-	-	-	-	-	-	-	-	1			1
General Civil - Level 2	2015	-	6	1	-	-	5	3	5	-	4	2	1	15			27
	2016	-	1	6	1	2	1	3	-	-	-	-	-	14	-6.7%	▼	14
General Civil - Level 3	2015	-	-	2	4	1	-	1	1	10	1	1	-	8			21
	2016	-	1	-	-	1	-	-	-	-	-	-	-	2	-75.0%	▼	2
Miscellaneous	2015	14	13	15	17	19	12	10	9	19	16	18	20	100			182
	2016	19	17	23	20	14	8	14	-	-	-	-	-	115	15.0%	▲	115
Misdemeanor	2015	7	3	7	9	5	10	6	7	5	6	9	9	47			83
	2016	4	8	11	1	11	7	8	-	-	-	-	-	50	6.4%	▲	50
Non-Capital Felonies and Related Matters	2015	20	2	35	12	8	10	13	12	12	15	34	11	100			184
	2016	14	37	19	7	20	11	2	-	-	-	-	-	110	10.0%	▲	110
Other	2015	-	-	1	-	-	-	-	-	-	-	-	-	1			1
	2016	-	-	-	1	-	-	-	-	-	-	-	-	1	0.0%	↔	1
Other Criminally Related Matters	2015	8	7	2	8	2	3	2	5	2	5	2	4	32			50
	2016	1	3	4	1	6	2	1	-	-	-	-	-	18	-43.8%	▼	18
Probates/Wills and Trusts - Level 2	2015	-	-	-	-	-	-	1	1	-	-	-	3	1			5
	2016	-	-	2	-	-	1	-	-	-	-	-	-	3	200.0%	▲	3
Uncontested Divorce	2015	1	4	3	2	1	2	-	3	1	2	-	-	13			19
	2016	-	1	2	1	1	1	1	-	-	-	-	-	7	-46.2%	▼	7

Court: Hopewell Circuit

Start/End Date: Jan-15 / Jul-16

2015 Average Month: 113

Jan-Jul 2015: 684

Filings Trending: ▲

Circuit/Court ID: 6 206670


Type of Case: Filings

2016 Average Month:129

Jan-Jul 2016 : 900

Overall AVG. Month: 118

Monthly Summary



Jan 15-Jul 16

Totals

	2015	2016
Civil	322	222
Criminal	764	502
Other	264	176
Total	1,350	900

Jan --- Jul Filings

684

2015

900

2016

Jan --- Jul Filings

	2015	2016	% Change	Trending
Civil	179	222	24.0%	▲
Criminal	369	502	36.0%	▲
Other	136	176	29.4%	▲
Total	684	900	31.6%	▲

	Jan	Feb	Mar	Apr	May	Jun	Jul	Aug	Sep	Oct	Nov	Dec	Thru Jul	% Change	Trending	Total
2015	99	135	141	108	47	91	63	121	141	154	122	128	684			1,350
2016	128	118	168	144	102	116	124	-	-	-	-	-	900	31.6%	▲	900

		Jan	Feb	Mar	Apr	May	Jun	Jul	Aug	Sep	Oct	Nov	Dec	Thru Jul	% Change	Trending	Total
Administrative Law	2016	-	-	-	-	-	-	1	-	-	-	-	-	1			1
Contested Divorce	2015	3	4	2	4	2	3	-	2	-	2	2	-	18			24
	2016	2	1	4	2	1	-	4	-	-	-	-	-	14	-22.2%	▼	14
Domestic and Family - Level 1	2015	1	5	10	-	1	2	2	14	9	7	6	4	21			61
	2016	4	9	13	6	7	4	-	-	-	-	-	-	43	104.8%	▲	43
Domestic and Family - Level 2	2015	-	-	1	2	-	-	-	1	-	1	2	-	3			7
	2016	-	-	2	-	1	1	1	-	-	-	-	-	5	66.7%	▲	5
General Civil - Level 1	2015	-	-	-	-	-	1	-	-	-	-	-	1	1			2
	2016	1	-	1	-	-	-	-	-	-	-	-	-	2	100.0%	▲	2
General Civil - Level 2	2015	3	2	9	3	3	-	2	3	1	5	2	1	22			34
	2016	2	7	6	3	1	3	2	-	-	-	-	-	24	9.1%	▲	24
General Civil - Level 3	2015	2	5	-	1	3	2	1	-	4	2	3	-	14			23
	2016	3	3	6	1	1	3	3	-	-	-	-	-	20	42.9%	▲	20
Miscellaneous	2015	28	34	48	21	13	21	27	45	23	32	33	45	192			370
	2016	33	41	45	47	24	28	34	-	-	-	-	-	252	31.3%	▲	252
Misdemeanor	2015	9	38	14	10	6	14	6	14	14	24	23	19	97			191
	2016	18	9	26	22	25	24	29	-	-	-	-	-	153	57.7%	▲	153
Non-Capital Felonies and Related Matters	2015	49	41	46	56	9	36	22	37	84	78	41	55	259			554
	2016	60	43	58	59	34	47	38	-	-	-	-	-	339	30.9%	▲	339
Other	2016	-	-	-	-	-	-	1	-	-	-	-	-	1			1
Other Criminally Related Matters	2015	-	1	3	4	3	1	1	-	1	1	2	2	13			19
	2016	-	2	1	2	2	1	2	-	-	-	-	-	10	-23.1%	▼	10
Probates/Wills and Trusts - Lev	2015	-	-	-	-	-	1	-	-	-	-	-	-	1			1
Probates/Wills and Trusts - Level 2	2015	3	-	1	2	1	2	1	1	1	-	2	-	10			14
	2016	4	-	-	1	1	2	-	-	-	-	-	-	8	-20.0%	▼	8
Protective Orders	2016	-	-	1	-	-	-	-	-	-	-	-	-	1			1
Uncontested Divorce	2015	1	5	7	5	6	8	1	4	4	2	6	1	33			50
	2016	1	3	5	1	5	3	9	-	-	-	-	-	27	-18.2%	▼	27



Court: Newport News Circuit

Start/End Date: Jan-15 / Jul-16

2015 Average Month: 788

Jan-Jul 2015: 5,699

Filings Trending: ↔

Circuit/Court ID: 7 207700


Type of Case: Filings

2016 Average Month:801

Jan-Jul 2016 : 5,606

Overall AVG. Month: 793

Monthly Summary



Jan 15-Jul 16

Totals

	2015	2016
Civil	2,420	1,368
Criminal	4,470	2,572
Other	2,571	1,666
Total	9,461	5,606

Jan --- Jul Filings

5,699

2015

5,606

2016

Jan --- Jul Filings

	2015	2016	% Change	Trending
Civil	1,486	1,368	-7.9%	▼
Criminal	2,769	2,572	-7.1%	▼
Other	1,444	1,666	15.4%	▲
Total	5,699	5,606	-1.6%	▼

	Jan	Feb	Mar	Apr	May	Jun	Jul	Aug	Sep	Oct	Nov	Dec	Thru Jul	% Change	Trending	Total
2015	911	774	916	888	684	761	765	602	757	817	689	897	5,699			9,461
2016	751	727	1,157	644	601	1,044	682	-	-	-	-	-	5,606	-1.6%	▼	5,606

		Jan	Feb	Mar	Apr	May	Jun	Jul	Aug	Sep	Oct	Nov	Dec	Thru Jul	% Change	Trending	Total
Administrative Law	2015	1	-	1	-	1	-	-	2	1	-	-	-	3			6
	2016	-	-	1	-	-	-	-	-	-	-	-	-	1	-66.7%	▼	1
Contested Divorce	2015	15	17	26	27	13	11	17	15	17	22	15	10	126			205
	2016	13	26	23	14	23	19	13	-	-	-	-	-	131	4.0%	▲	131
Domestic and Family - Level 1	2015	20	15	13	13	19	23	21	16	13	24	18	26	124			221
	2016	4	20	32	21	21	19	11	-	-	-	-	-	128	3.2%	▲	128
Domestic and Family - Level 2	2015	4	6	-	9	5	4	7	13	3	8	4	3	35			66
	2016	5	4	5	4	3	10	2	-	-	-	-	-	33	-5.7%	▼	33
General Civil - Level 1	2015	9	4	65	12	2	61	19	5	35	6	20	8	172			246
	2016	6	34	6	39	6	6	4	-	-	-	-	-	101	-41.3%	▼	101
General Civil - Level 2	2015	31	19	27	37	32	20	36	45	36	34	28	26	202			371
	2016	32	34	26	25	27	35	41	-	-	-	-	-	220	8.9%	▲	220
General Civil - Level 3	2015	16	10	15	9	12	12	17	12	14	14	26	17	91			174
	2016	10	33	23	10	12	28	9	-	-	-	-	-	125	37.4%	▲	125
Miscellaneous	2015	200	204	291	248	168	209	204	212	183	206	201	315	1,524			2,641
	2016	288	322	331	211	179	237	223	-	-	-	-	-	1,791	17.5%	▲	1,791
Misdemeanor	2015	109	116	112	110	74	78	63	37	70	59	68	64	662			960
	2016	103	47	104	58	74	141	74	-	-	-	-	-	601	-9.2%	▼	601
Non-Capital Felonies and Related Matters	2015	325	205	188	226	210	158	235	100	236	288	162	315	1,547			2,648
	2016	183	36	436	134	101	421	186	-	-	-	-	-	1,497	-3.2%	▼	1,497
Other	2015	39	40	47	28	31	43	50	52	47	43	39	26	278			485
	2016	22	35	25	23	19	15	15	-	-	-	-	-	154	-44.6%	▼	154
Other Criminally Related Matters	2015	90	80	82	111	65	83	49	44	72	75	61	50	560			862
	2016	45	77	79	57	86	69	62	-	-	-	-	-	475	-15.2%	▼	475
Probates/Wills and Trusts - Level 1	2015	-	3	-	2	-	1	-	-	1	-	-	-	6			7
	2016	-	1	-	-	1	-	-	-	-	-	-	-	2	-66.7%	▼	2
Probates/Wills and Trusts - Level 2	2015	-	-	-	-	-	-	-	1	-	1	1	-	0			3
	2016	-	1	-	1	-	-	-	-	-	-	-	-	2	0.0%	↔	2
Protective Orders	2015	5	5	3	4	1	2	2	6	5	3	1	1	22			38
	2016	2	7	2	5	6	1	2	-	-	-	-	-	25	13.6%	▲	25
Uncontested Divorce	2015	47	50	46	52	51	56	45	42	24	34	45	36	347			528
	2016	38	50	64	42	43	43	40	-	-	-	-	-	320	-7.8%	▼	320

Court: Hampton Circuit

Start/End Date: Jan-15 / Jul-16

2015 Average Month: 636

Jan-Jul 2015: 4,533

Filings Trending: ▲

Circuit/Court ID: 8 208650


Type of Case: Filings

2016 Average Month:708

Jan-Jul 2016 : 4,954

Overall AVG. Month: 662

Monthly Summary




Jan 15-Jul 16

Totals

	2015	2016
Civil	2,270	1,205
Criminal	3,019	2,260
Other	2,343	1,489
Total	7,632	4,954

Jan --- Jul Filings



4,533 2015 4,954 2016

Jan --- Jul Filings

	2015	2016	% Change	Trending
Civil	1,383	1,205	-12.9%	▼
Criminal	1,793	2,260	26.0%	▲
Other	1,357	1,489	9.7%	▲
Total	4,533	4,954	9.3%	▲

	Jan	Feb	Mar	Apr	May	Jun	Jul	Aug	Sep	Oct	Nov	Dec	Thru Jul	% Change	Trending	Total
2015	607	522	734	746	614	685	625	583	587	657	571	701	4,533			7,632
2016	671	691	832	682	614	819	645	-	-	-	-	-	4,954	9.3%	▲	4,954

		Jan	Feb	Mar	Apr	May	Jun	Jul	Aug	Sep	Oct	Nov	Dec	Thru Jul	% Change	Trending	Total
Administrative Law	2015	-	1	-	-	-	-	-	-	2	-	1	1	1			5
	2016	-	-	1	1	-	1	-	-	-	-	-	-	3	200.0%	▲	3
Contested Divorce	2015	13	9	17	22	11	18	18	15	15	21	20	14	108			193
	2016	14	18	15	16	9	16	12	-	-	-	-	-	100	-7.4%	▼	100
Domestic and Family - Level 1	2015	11	15	11	5	24	19	21	12	19	17	10	24	106			188
	2016	12	19	23	32	14	26	18	-	-	-	-	-	144	35.8%	▲	144
Domestic and Family - Level 2	2015	7	45	51	115	1	84	5	47	4	50	36	21	308			466
	2016	29	5	4	3	7	3	11	-	-	-	-	-	62	-79.9%	▼	62
General Civil - Level 1	2015	2	2	3	2	-	1	-	-	3	3	-	4	10			20
	2016	-	1	-	-	1	1	2	-	-	-	-	-	5	-50.0%	▼	5
General Civil - Level 2	2015	20	19	26	29	24	24	25	19	30	20	20	19	167			275
	2016	25	25	13	21	31	37	17	-	-	-	-	-	169	1.2%	▲	169
General Civil - Level 3	2015	9	7	12	10	10	17	9	10	14	10	11	7	74			126
	2016	10	16	10	9	9	20	11	-	-	-	-	-	85	14.9%	▲	85
Miscellaneous	2015	198	149	266	173	180	156	179	178	130	179	158	286	1,301			2,232
	2016	225	245	287	178	150	203	192	-	-	-	-	-	1,480	13.8%	▲	1,480
Misdemeanor	2015	59	59	61	49	48	80	50	61	62	63	58	53	406			703
	2016	47	63	96	62	76	106	64	-	-	-	-	-	514	26.6%	▲	514
Non-Capital Felonies and Related Matters	2015	166	120	144	175	185	169	185	111	188	174	138	159	1,144			1,914
	2016	173	165	227	209	190	265	184	-	-	-	-	-	1,413	23.5%	▲	1,413
Other	2015	44	42	60	71	53	47	50	57	62	41	44	58	367			629
	2016	47	59	56	59	34	63	28	-	-	-	-	-	346	-5.7%	▼	346
Other Criminally Related Matters	2015	47	29	32	55	26	24	33	39	19	42	35	26	246			407
	2016	56	24	53	50	55	40	60	-	-	-	-	-	338	37.4%	▲	338
Probates/Wills and Trusts - Level 1	2015	-	-	-	-	-	-	2	1	1	-	1	-	2			5
	2016	1	1	1	-	1	1	-	-	-	-	-	-	5	150.0%	▲	5
Probates/Wills and Trusts - Level 2	2015	6	1	5	2	7	8	5	3	5	1	3	4	34			50
	2016	4	8	3	5	4	4	5	-	-	-	-	-	33	-2.9%	▼	33
Uncontested Divorce	2015	25	24	46	38	45	38	43	30	33	36	36	25	259			419
	2016	28	42	43	37	33	33	41	-	-	-	-	-	257	-0.8%	▼	257

Court: Charles City Circuit

Start/End Date: Jan-15 / Jul-16

2015 Average Month: 24

Jan-Jul 2015: 165

Filings Trending: ▲

Circuit/Court ID: 9 209036


Type of Case: Filings

2016 Average Month:46

Jan-Jul 2016 : 319

Overall AVG. Month: 32

Monthly Summary



Jan 15-Jul 16

Totals

	2015	2016
Civil	86	40
Criminal	94	169
Other	110	110
Total	290	319

Jan --- Jul Filings

165

2015

319

2016

Jan --- Jul Filings

	2015	2016	% Change	Trending
Civil	49	40	-18.4%	▼
Criminal	49	169	244.9%	▲
Other	67	110	64.2%	▲
Total	165	319	93.3%	▲

	Jan	Feb	Mar	Apr	May	Jun	Jul	Aug	Sep	Oct	Nov	Dec	Thru Jul	% Change	Trending	Total
2015	19	19	24	33	15	25	30	17	33	23	26	26	165			290
2016	47	46	34	28	121	17	26	-	-	-	-	-	319	93.3%	▲	319

		Jan	Feb	Mar	Apr	May	Jun	Jul	Aug	Sep	Oct	Nov	Dec	Thru Jul	% Change	Trending	Total
Administrative Law	2016	-	-	-	-	-	-	1	-	-	-	-	-	1			1
Contested Divorce	2015	2	-	-	-	-	-	-	-	-	-	1	-	2			3
Domestic and Family - Level 1	2015	-	-	-	-	-	-	1	-	-	-	-	-	1			1
	2016	-	-	-	-	1	-	-	-	-	-	-	-	1	0.0%	↔	1
Domestic and Family - Level 2	2015	-	-	-	-	-	-	-	-	1	-	-	-	0			1
General Civil - Level 1	2015	-	-	1	-	-	-	-	-	-	-	-	1	1	0.0%	↔	2
	2016	-	-	-	1	-	1	-	-	-	-	-	-	2	100.0%	▲	2
General Civil - Level 2	2015	2	2	1	2	1	-	2	-	2	1	1	2	10			16
	2016	1	1	4	1	-	2	2	-	-	-	-	-	11	10.0%	▲	11
General Civil - Level 3	2015	-	2	-	2	2	2	2	-	1	-	2	1	10			14
	2016	-	1	-	-	-	1	1	-	-	-	-	-	3	-70.0%	▼	3
Miscellaneous	2015	11	13	17	16	3	15	12	12	10	9	16	11	87			145
	2016	24	22	16	20	11	8	13	-	-	-	-	-	114	31.0%	▲	114
Misdemeanor	2015	2	-	-	5	-	2	2	-	4	6	2	2	11			25
	2016	20	13	6	2	90	-	5	-	-	-	-	-	136	1,136.4%	▲	136
Non-Capital Felonies and Related Matters	2015	2	-	2	5	8	6	9	1	13	5	1	5	32			57
	2016	2	7	4	1	9	3	3	-	-	-	-	-	29	-9.4%	▼	29
Other	2015	-	-	1	1	-	-	-	1	2	-	1	-	2			6
	2016	-	-	1	2	8	1	-	-	-	-	-	-	12	500.0%	▲	12
Other Criminally Related Matters	2015	-	1	2	1	1	-	1	3	-	-	1	2	6			12
	2016	-	-	2	-	2	-	-	-	-	-	-	-	4	-33.3%	▼	4
Probates/Wills and Trusts - Lev	2015	-	-	-	1	-	-	-	-	-	-	-	1	1			2
Protective Orders	2016	-	-	1	-	-	-	-	-	-	-	-	-	1			1
Uncontested Divorce	2015	-	1	-	-	-	-	1	-	-	2	1	1	2			6
	2016	-	2	-	1	-	1	1	-	-	-	-	-	5	150.0%	▲	5

Court: Gloucester Circuit

Start/End Date: Jan-15 / Jul-16

2015 Average Month: 199

Jan-Jul 2015: 1,436

Filings Trending: ▲

Circuit/Court ID: 9 209073


Type of Case: Filings

2016 Average Month:243

Jan-Jul 2016 : 1,704

Overall AVG. Month: 215

Monthly Summary

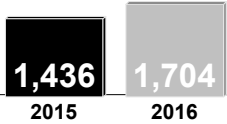


Jan 15-Jul 16

Totals

	2015	2016
Civil	538	369
Criminal	835	553
Other	1,009	782
Total	2,382	1,704

Jan --- Jul Filings



20152016

Jan --- Jul Filings

	2015	2016	% Change	Trending
Civil	347	369	6.3%	▲
Criminal	521	553	6.1%	▲
Other	568	782	37.7%	▲
Total	1,436	1,704	18.7%	▲

	Jan	Feb	Mar	Apr	May	Jun	Jul	Aug	Sep	Oct	Nov	Dec	Thru Jul	% Change	Trending	Total
2015	190	268	221	194	168	167	228	159	175	196	186	230	1,436			2,382
2016	265	251	302	224	242	220	200	-	-	-	-	-	1,704	18.7%	▲	1,704

		Jan	Feb	Mar	Apr	May	Jun	Jul	Aug	Sep	Oct	Nov	Dec	Thru Jul	% Change	Trending	Total
Administrative Law	2015	-	-	-	-	-	-	-	1	-	-	-	-	0			1
Capital Murder	2015	-	-	-	-	-	-	-	-	1	-	-	-	0	0.0%	↔	1
Contested Divorce	2015	3	3	7	3	6	7	5	4	1	5	5	2	34	0.0%	↔	51
	2016	4	7	10	3	4	7	4	-	-	-	-	-	39	14.7%	▲	39
Domestic and Family - Level 1	2015	6	3	6	-	-	5	8	2	-	1	2	3	28			36
	2016	9	5	6	-	6	2	2	-	-	-	-	-	30	7.1%	▲	30
Domestic and Family - Level 2	2015	-	3	1	1	3	2	4	2	1	3	-	-	14			20
	2016	-	2	5	1	1	1	2	-	-	-	-	-	12	-14.3%	▼	12
General Civil - Level 1	2015	-	-	-	-	-	-	1	1	-	-	-	-	1			2
	2016	1	-	-	-	1	-	-	-	-	-	-	-	2	100.0%	▲	2
General Civil - Level 2	2015	3	9	9	4	9	12	5	5	7	9	4	5	51			81
	2016	4	5	17	6	4	4	13	-	-	-	-	-	53	3.9%	▲	53
General Civil - Level 3	2015	2	-	2	33	5	4	4	3	-	3	5	3	50			64
	2016	2	4	3	23	1	1	1	-	-	-	-	-	35	-30.0%	▼	35
Miscellaneous	2015	99	78	86	68	53	64	75	72	53	80	78	127	523			933
	2016	119	119	136	84	64	90	95	-	-	-	-	-	707	35.2%	▲	707
Misdemeanor	2015	17	19	32	17	16	15	24	13	27	18	17	20	140			235
	2016	27	20	21	18	36	26	13	-	-	-	-	-	161	15.0%	▲	161
Non-Capital Felonies and Related Matters	2015	33	103	45	35	40	32	54	24	45	46	19	42	342			518
	2016	65	37	44	47	84	47	35	-	-	-	-	-	359	5.0%	▲	359
Other	2015	14	28	13	16	17	15	24	11	23	15	23	19	127			218
	2016	23	32	23	31	25	30	21	-	-	-	-	-	185	45.7%	▲	185
Other Criminally Related Matters	2015	3	7	5	4	9	2	9	6	5	8	18	5	39			81
	2016	1	4	12	6	4	-	6	-	-	-	-	-	33	-15.4%	▼	33
Probates/Wills and Trusts - Lev	2015	-	1	1	-	-	1	-	-	-	-	-	-	3			3
Probates/Wills and Trusts - Level 2	2015	3	1	2	-	1	-	2	-	-	1	2	1	9			13
	2016	-	1	2	-	-	1	2	-	-	-	-	-	6	-33.3%	▼	6
Protective Orders	2015	-	-	-	2	1	1	-	3	-	-	1	-	4			8
	2016	-	-	-	1	-	-	-	-	-	-	-	-	1	-75.0%	▼	1
Uncontested Divorce	2015	7	13	12	11	8	7	13	12	12	7	12	3	71			117
	2016	10	15	23	4	12	11	6	-	-	-	-	-	81	14.1%	▲	81

Court: King & Queen Circuit

Start/End Date: Jan-15 / Jul-16

2015 Average Month: 36

Jan-Jul 2015: 266

Filings Trending: ▼

Circuit/Court ID: 9 209097

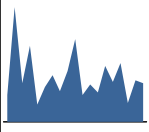
Type of Case: Filings

2016 Average Month:30

Jan-Jul 2016 : 212

Overall AVG. Month: 34

Monthly Summary



Jan 15-Jul 16

Totals

	2015	2016
Civil	87	42
Criminal	220	82
Other	130	88
Total	437	212

Jan --- Jul Filings

266

2015

212

2016

Jan --- Jul Filings

	2015	2016	% Change	Trending
Civil	42	42	-	↔
Criminal	144	82	-43.1%	▼
Other	80	88	10.0%	▲
Total	266	212	-20.3%	▼

	Jan	Feb	Mar	Apr	May	Jun	Jul	Aug	Sep	Oct	Nov	Dec	Thru Jul	% Change	Trending	Total
2015	20	86	29	57	13	26	35	23	38	62	20	28	266			437
2016	22	42	30	44	14	31	29	-	-	-	-	-	212	-20.3%	▼	212

		Jan	Feb	Mar	Apr	May	Jun	Jul	Aug	Sep	Oct	Nov	Dec	Thru Jul	% Change	Trending	Total
Administrative Law	2015	1	-	-	-	-	-	-	-	-	1	-	-	1			2
Contested Divorce	2015	-	-	2	1	-	1	-	1	-	1	-	1	4			7
	2016	1	1	1	-	1	-	-	-	-	-	-	-	4	0.0%	↔	4
Domestic and Family - Level 1	2015	1	-	-	2	1	1	-	6	-	-	-	-	5			11
	2016	-	-	-	2	1	-	-	-	-	-	-	-	3	-40.0%	▼	3
Domestic and Family - Level 2	2015	-	-	-	-	-	3	-	-	-	-	-	-	3			3
General Civil - Level 2	2015	-	-	1	2	-	1	-	2	-	1	-	2	4			9
	2016	-	1	2	2	-	1	1	-	-	-	-	-	7	75.0%	▲	7
General Civil - Level 3	2015	1	-	-	1	1	-	2	1	6	4	4	-	5			20
	2016	1	3	-	-	-	1	5	-	-	-	-	-	10	100.0%	▲	10
Miscellaneous	2015	9	13	22	7	7	14	16	8	13	14	10	12	88			145
	2016	14	21	14	16	7	12	12	-	-	-	-	-	96	9.1%	▲	96
Misdemeanor	2015	4	15	3	9	1	1	4	1	6	13	3	1	37			61
	2016	1	4	1	4	-	3	3	-	-	-	-	-	16	-56.8%	▼	16
Non-Capital Felonies and Related Matters	2015	2	55	1	30	3	2	7	2	8	26	2	12	100			150
	2016	3	9	5	19	2	11	6	-	-	-	-	-	55	-45.0%	▼	55
Other	2015	-	-	-	3	-	1	1	-	-	-	-	-	5			5
	2016	-	-	1	-	-	-	-	-	-	-	-	-	1	-80.0%	▼	1
Other Criminally Related Matters	2015	-	2	-	2	-	1	2	-	3	-	-	-	7			10
	2016	2	1	3	-	1	3	1	-	-	-	-	-	11	57.1%	▲	11
Probates/Wills and Trusts - Lev	2016	-	1	-	-	-	-	-	-	-	-	-	-	1			1
Probates/Wills and Trusts - Level 2	2015	-	-	-	-	-	-	-	1	1	-	-	-	0			2
	2016	-	-	1	-	1	-	-	-	-	-	-	-	2	0.0%	↔	2
Uncontested Divorce	2015	2	1	-	-	-	1	3	1	1	2	1	-	7			12
	2016	-	1	2	1	1	-	1	-	-	-	-	-	6	-14.3%	▼	6

Court: King William Circuit

Start/End Date: Jan-15 / Jul-16

2015 Average Month: 66

Jan-Jul 2015: 473

Filings Trending: ▲

Circuit/Court ID: 9 209101


Type of Case: Filings

2016 Average Month:79

Jan-Jul 2016 : 556

Overall AVG. Month: 71

Monthly Summary




Jan 15-Jul 16

Totals

	2015	2016
Civil	161	92
Criminal	256	196
Other	373	268
Total	790	556

Jan --- Jul Filings



473 556

2015 2016

Jan --- Jul Filings

	2015	2016	% Change	Trending
Civil	96	92	-4.2%	▼
Criminal	186	196	5.4%	▲
Other	191	268	40.3%	▲
Total	473	556	17.5%	▲

	Jan	Feb	Mar	Apr	May	Jun	Jul	Aug	Sep	Oct	Nov	Dec	Thru Jul	% Change	Trending	Total
2015	105	54	50	75	63	64	62	41	48	82	43	103	473			790
2016	63	127	87	74	45	76	84	-	-	-	-	-	556	17.5%	▲	556

		Jan	Feb	Mar	Apr	May	Jun	Jul	Aug	Sep	Oct	Nov	Dec	Thru Jul	% Change	Trending	Total
Administrative Law	2015	-	-	-	-	-	-	1	-	-	-	-	-	1			1
Capital Murder	2016	-	1	-	-	-	-	-	-	-	-	-	-	1			1
Contested Divorce	2015	-	-	1	-	-	-	-	-	1	2	1	2	1			7
	2016	2	1	-	3	1	1	-	-	-	-	-	-	8	700.0%	▲	8
Domestic and Family - Level 1	2015	2	3	4	3	-	-	1	2	2	-	5	3	13			25
	2016	1	1	2	1	-	1	-	-	-	-	-	-	6	-53.8%	▼	6
Domestic and Family - Level 2	2015	-	2	1	1	1	2	1	-	2	-	-	-	8			10
	2016	-	-	-	-	-	2	-	-	-	-	-	-	2	-75.0%	▼	2
General Civil - Level 1	2015	1	1	-	2	-	-	-	-	-	-	-	-	4			4
	2016	-	-	-	1	-	-	-	-	-	-	-	-	1	-75.0%	▼	1
General Civil - Level 2	2015	2	1	1	1	3	10	2	3	2	2	2	2	20			31
	2016	1	3	1	2	-	3	2	-	-	-	-	-	12	-40.0%	▼	12
General Civil - Level 3	2015	3	1	2	2	5	3	1	1	-	2	1	3	17			24
	2016	-	-	1	1	1	4	1	-	-	-	-	-	8	-52.9%	▼	8
Miscellaneous	2015	43	37	29	24	19	38	27	29	27	33	32	76	217			414
	2016	47	56	44	36	35	30	48	-	-	-	-	-	296	36.4%	▲	296
Misdemeanor	2015	9	3	1	7	9	1	14	-	2	2	1	4	44			53
	2016	4	7	11	5	4	1	2	-	-	-	-	-	34	-22.7%	▼	34
Non-Capital Felonies and Related Matters	2015	44	2	6	32	23	5	12	2	8	35	-	10	124			179
	2016	-	56	21	22	1	28	28	-	-	-	-	-	156	25.8%	▲	156
Other	2016	1	1	-	2	1	1	-	-	-	-	-	-	6			6
Other Criminally Related Matters	2015	-	4	2	3	2	5	2	1	2	2	1	-	18			24
	2016	3	-	1	-	-	1	-	-	-	-	-	-	5	-72.2%	▼	5
Probates/Wills and Trusts - Lev	2015	-	-	1	-	-	-	-	-	-	-	-	-	1			1
Probates/Wills and Trusts - Level 2	2015	-	-	-	-	1	-	-	-	-	-	-	-	1			1
	2016	1	-	-	-	-	-	-	-	-	-	-	-	1	0.0%	↔	1
Protective Orders	2015	1	-	-	-	-	-	-	-	-	-	-	-	1			1
Uncontested Divorce	2015	-	-	2	-	-	-	1	3	2	4	-	3	3			15
	2016	3	1	6	1	2	4	3	-	-	-	-	-	20	566.7%	▲	20

Court: Mathews Circuit

Start/End Date: Jan-15 / Jul-16

2015 Average Month: 40

Jan-Jul 2015: 292

Filings Trending: ▼

Circuit/Court ID: 9 209115

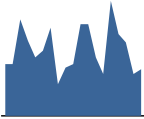
Type of Case: Filings

2016 Average Month:39

Jan-Jul 2016 : 275

Overall AVG. Month: 40

Monthly Summary



Jan 15-Jul 16

Totals

	2015	2016
Civil	133	59
Criminal	170	103
Other	178	113
Total	481	275

Jan --- Jul Filings

292

2015

275

2016

Jan --- Jul Filings

	2015	2016	% Change	Trending
Civil	81	59	-27.2%	▼
Criminal	108	103	-4.6%	▼
Other	103	113	9.7%	▲
Total	292	275	-5.8%	▼

	Jan	Feb	Mar	Apr	May	Jun	Jul	Aug	Sep	Oct	Nov	Dec	Thru Jul	% Change	Trending	Total
2015	31	31	58	45	35	39	53	19	29	31	55	55	292			481
2016	35	25	69	49	44	25	28	-	-	-	-	-	275	-5.8%	▼	275

		Jan	Feb	Mar	Apr	May	Jun	Jul	Aug	Sep	Oct	Nov	Dec	Thru Jul	% Change	Trending	Total
Administrative Law	2015	-	-	-	-	-	-	-	-	1	-	-	-	0			1
	2016	-	-	-	1	-	-	-	-	-	-	-	-	1	0.0%	↔	1
Contested Divorce	2015	-	2	-	1	-	-	-	1	2	-	1	-	3			7
	2016	1	-	-	-	3	-	1	-	-	-	-	-	5	66.7%	▲	5
Domestic and Family - Level 1	2015	-	-	-	-	-	6	-	-	2	-	-	8	6			16
	2016	-	-	1	-	-	1	1	-	-	-	-	-	3	-50.0%	▼	3
Domestic and Family - Level 2	2015	-	-	1	1	-	-	1	-	-	-	1	-	3			4
	2016	-	-	-	-	1	-	1	-	-	-	-	-	2	-33.3%	▼	2
General Civil - Level 1	2015	1	-	-	-	-	-	-	-	-	1	1	-	1			3
	2016	-	-	-	-	1	-	-	-	-	-	-	-	1	0.0%	↔	1
General Civil - Level 2	2015	3	3	2	1	-	1	3	1	-	-	1	3	13			18
	2016	2	1	2	1	-	2	1	-	-	-	-	-	9	-30.8%	▼	9
General Civil - Level 3	2015	-	1	2	5	1	-	-	1	-	2	2	1	9			15
	2016	2	1	1	1	-	-	1	-	-	-	-	-	6	-33.3%	▼	6
Miscellaneous	2015	20	19	27	33	14	12	8	12	9	13	20	31	133			218
	2016	25	23	25	13	11	18	16	-	-	-	-	-	131	-1.5%	▼	131
Misdemeanor	2015	1	1	3	-	6	2	5	-	4	1	-	6	18			29
	2016	1	-	5	-	11	-	-	-	-	-	-	-	17	-5.6%	▼	17
Non-Capital Felonies and Related Matters	2015	5	3	19	-	11	11	32	3	8	11	23	2	81			128
	2016	-	-	32	31	13	1	1	-	-	-	-	-	78	-3.7%	▼	78
Other	2015	-	-	1	-	-	-	-	-	-	-	-	2	1			3
	2016	-	-	1	-	-	-	-	-	-	-	-	-	1	0.0%	↔	1
Other Criminally Related Matters	2015	-	2	-	3	2	2	-	-	2	1	2	-	9			14
	2016	3	-	1	-	2	2	1	-	-	-	-	-	9	0.0%	↔	9
Probates/Wills and Trusts - Level 2	2015	-	-	1	-	-	-	-	-	-	-	-	-	1			1
	2016	1	-	-	-	-	-	2	-	-	-	-	-	3	200.0%	▲	3
Protective Orders	2015	-	-	-	-	-	1	-	-	-	-	-	-	1			1
	2016	-	-	-	-	-	1	-	-	-	-	-	-	1	0.0%	↔	1
Uncontested Divorce	2015	1	-	2	1	1	4	4	1	1	2	4	2	13			23
	2016	-	-	1	2	2	-	3	-	-	-	-	-	8	-38.5%	▼	8



Court: Middlesex Circuit

Start/End Date: Jan-15 / Jul-16

2015 Average Month: 44

Jan-Jul 2015: 329

Filings Trending: ▲

Circuit/Court ID: 9 209119


Type of Case: Filings

2016 Average Month:67

Jan-Jul 2016 : 467

Overall AVG. Month: 53

Monthly Summary



Jan 15-Jul 16

Totals

	2015	2016
Civil	118	82
Criminal	189	238
Other	224	147
Total	531	467

Jan --- Jul Filings

329

2015

467

2016

Jan --- Jul Filings

	2015	2016	% Change	Trending
Civil	73	82	12.3%	▲
Criminal	126	238	88.9%	▲
Other	130	147	13.1%	▲
Total	329	467	41.9%	▲

	Jan	Feb	Mar	Apr	May	Jun	Jul	Aug	Sep	Oct	Nov	Dec	Thru Jul	% Change	Trending	Total
2015	49	37	52	38	44	55	54	36	53	31	25	57	329			531
2016	62	64	125	51	83	34	48	-	-	-	-	-	467	41.9%	▲	467

		Jan	Feb	Mar	Apr	May	Jun	Jul	Aug	Sep	Oct	Nov	Dec	Thru Jul	% Change	Trending	Total
Capital Murder	2015	-	-	-	-	2	-	-	-	-	-	-	-	2			2
	2016	-	-	-	-	1	-	-	-	-	-	-	-	1	-50.0%	▼	1
Contested Divorce	2015	-	1	1	1	-	1	1	-	1	-	1	1	5			8
	2016	1	-	3	-	-	-	2	-	-	-	-	-	6	20.0%	▲	6
Domestic and Family - Level 1	2015	-	1	-	-	-	-	-	4	-	2	1	1	1			9
	2016	1	-	2	1	-	-	-	-	-	-	-	-	4	300.0%	▲	4
Domestic and Family - Level 2	2015	2	-	1	2	-	-	1	-	-	-	-	-	6			6
	2016	-	-	-	-	-	2	-	-	-	-	-	-	2	-66.7%	▼	2
General Civil - Level 2	2015	2	3	6	4	-	4	-	-	-	3	-	1	19			23
	2016	1	3	3	1	1	1	1	-	-	-	-	-	11	-42.1%	▼	11
General Civil - Level 3	2015	-	-	-	1	2	1	-	-	-	-	-	2	4			6
	2016	1	-	1	1	14	3	1	-	-	-	-	-	21	425.0%	▲	21
Miscellaneous	2015	17	28	26	15	11	23	17	12	13	12	17	45	137			236
	2016	26	38	22	19	10	16	22	-	-	-	-	-	153	11.7%	▲	153
Misdemeanor	2015	11	-	3	-	5	7	6	3	15	1	1	-	32			52
	2016	10	6	19	2	13	4	5	-	-	-	-	-	59	84.4%	▲	59
Non-Capital Felonies and Related Matters	2015	13	3	8	9	19	14	22	12	18	4	1	3	88			126
	2016	14	10	68	20	41	4	11	-	-	-	-	-	168	90.9%	▲	168
Other	2015	-	-	3	2	2	3	1	2	4	1	1	-	11			19
	2016	2	2	3	1	-	-	2	-	-	-	-	-	10	-9.1%	▼	10
Other Criminally Related Matters	2015	2	-	-	-	2	-	1	-	-	2	2	1	5			10
	2016	2	3	2	1	1	2	-	-	-	-	-	-	11	120.0%	▲	11
Probates/Wills and Trusts - Level 2	2015	-	-	1	1	-	1	-	2	1	-	-	-	3			6
	2016	2	-	-	1	-	-	2	-	-	-	-	-	5	66.7%	▲	5
Protective Orders	2015	-	-	-	-	-	1	1	-	-	2	-	1	2			5
	2016	-	-	-	2	-	-	-	-	-	-	-	-	2	0.0%	↔	2
Uncontested Divorce	2015	2	1	3	3	1	-	4	1	1	4	1	2	14			23
	2016	2	2	2	2	2	2	2	-	-	-	-	-	14	0.0%	↔	14

Court: New Kent Circuit

Start/End Date: Jan-15 / Jul-16

2015 Average Month: 102

Jan-Jul 2015: 635

Filings Trending: ▲

Circuit/Court ID: 9 209127


Type of Case: Filings

2016 Average Month:124

Jan-Jul 2016 : 869

Overall AVG. Month: 110

Monthly Summary

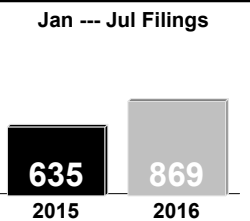


Jan 15-Jul 16

Totals

	2015	2016
Civil	178	125
Criminal	422	283
Other	621	461
Total	1,221	869

Jan --- Jul Filings



635 2015 869 2016

Jan --- Jul Filings

	2015	2016	% Change	Trending
Civil	109	125	14.7%	▲
Criminal	254	283	11.4%	▲
Other	272	461	69.5%	▲
Total	635	869	36.9%	▲

	Jan	Feb	Mar	Apr	May	Jun	Jul	Aug	Sep	Oct	Nov	Dec	Thru Jul	% Change	Trending	Total
2015	107	84	139	83	84	58	80	92	107	98	106	183	635			1,221
2016	131	162	134	96	102	121	123	-	-	-	-	-	869	36.9%	▲	869

		Jan	Feb	Mar	Apr	May	Jun	Jul	Aug	Sep	Oct	Nov	Dec	Thru Jul	% Change	Trending	Total
Administrative Law	2015	1	-	-	-	-	-	-	-	-	-	-	-	1			1
Contested Divorce	2015	-	1	4	3	2	-	2	2	2	1	3	2	12			22
	2016	2	4	1	1	-	4	3	-	-	-	-	-	15	25.0%	▲	15
Domestic and Family - Level 1	2015	-	2	-	2	1	-	-	3	1	1	1	-	5			11
	2016	-	2	-	3	-	-	-	-	-	-	-	-	5	0.0%	↔	5
Domestic and Family - Level 2	2015	2	2	-	1	1	-	-	2	-	-	2	1	6			11
	2016	-	-	-	1	1	-	1	-	-	-	-	-	3	-50.0%	▼	3
General Civil - Level 1	2015	-	-	-	1	-	-	-	-	-	-	-	-	1			1
	2016	-	-	-	-	-	1	-	-	-	-	-	-	1	0.0%	↔	1
General Civil - Level 2	2015	2	1	1	2	1	1	-	1	1	4	3	1	8			18
	2016	5	4	1	-	2	2	5	-	-	-	-	-	19	137.5%	▲	19
General Civil - Level 3	2015	2	3	-	1	2	-	1	1	-	1	-	3	9			14
	2016	2	2	3	-	2	-	4	-	-	-	-	-	13	44.4%	▲	13
Miscellaneous	2015	52	36	42	37	24	33	47	35	45	53	60	90	271			554
	2016	71	88	68	46	36	54	64	-	-	-	-	-	427	57.6%	▲	427
Misdemeanor	2015	11	8	17	12	10	11	9	11	17	13	11	5	78			135
	2016	15	16	12	9	14	8	11	-	-	-	-	-	85	9.0%	▲	85
Non-Capital Felonies and Related Matters	2015	22	5	61	17	35	4	12	16	34	18	8	18	156			250
	2016	21	28	40	21	28	24	25	-	-	-	-	-	187	19.9%	▲	187
Other	2015	9	14	5	3	4	2	1	9	3	3	11	58	38			122
	2016	10	12	2	9	16	13	5	-	-	-	-	-	67	76.3%	▲	67
Other Criminally Related Matters	2015	2	6	4	1	1	4	2	6	1	2	5	3	20			37
	2016	-	3	2	-	1	5	-	-	-	-	-	-	11	-45.0%	▼	11
Probates/Wills and Trusts - Level 2	2015	-	-	-	-	-	-	1	2	1	1	-	-	1			5
	2016	1	-	-	-	-	1	-	-	-	-	-	-	2	100.0%	▲	2
Uncontested Divorce	2015	4	6	5	3	3	3	5	4	2	1	2	2	29			40
	2016	4	3	5	6	2	9	5	-	-	-	-	-	34	17.2%	▲	34

Court: York Circuit

Start/End Date: Jan-15 / Jul-16

2015 Average Month: 252

Jan-Jul 2015: 1,706

Filings Trending: ▲

Circuit/Court ID: 9 209199


Type of Case: Filings

2016 Average Month:305

Jan-Jul 2016 : 2,133

Overall AVG. Month: 271

Monthly Summary

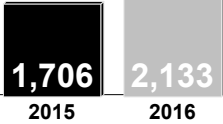


Jan 15-Jul 16

Totals

	2015	2016
Civil	782	506
Criminal	1,043	604
Other	1,196	1,023
Total	3,021	2,133

Jan --- Jul Filings



2015 2016

Jan --- Jul Filings

	2015	2016	% Change	Trending
Civil	462	506	9.5%	▲
Criminal	579	604	4.3%	▲
Other	665	1,023	53.8%	▲
Total	1,706	2,133	25.0%	▲

	Jan	Feb	Mar	Apr	May	Jun	Jul	Aug	Sep	Oct	Nov	Dec	Thru Jul	% Change	Trending	Total
2015	262	206	258	250	247	214	269	234	215	275	249	342	1,706			3,021
2016	353	342	326	281	260	279	292	-	-	-	-	-	2,133	25.0%	▲	2,133

		Jan	Feb	Mar	Apr	May	Jun	Jul	Aug	Sep	Oct	Nov	Dec	Thru Jul	% Change	Trending	Total
Administrative Law	2015	-	1	-	-	-	-	-	-	1	-	-	1	1			3
	2016	-	1	-	-	1	-	-	-	-	-	-	-	2	100.0%	▲	2
Contested Divorce	2015	3	3	10	4	5	12	6	7	6	6	4	3	43			69
	2016	3	6	2	3	6	7	4	-	-	-	-	-	31	-27.9%	▼	31
Domestic and Family - Level 1	2015	2	4	3	3	3	1	4	4	4	2	1	4	20			35
	2016	1	7	3	1	-	2	-	-	-	-	-	-	14	-30.0%	▼	14
Domestic and Family - Level 2	2015	5	2	14	12	6	4	13	10	7	12	7	8	56			100
	2016	3	10	13	8	7	8	9	-	-	-	-	-	58	3.6%	▲	58
General Civil - Level 1	2015	1	-	-	-	-	-	-	-	-	-	-	-	1			1
General Civil - Level 2	2015	5	7	11	17	5	20	6	16	4	16	12	8	71			127
	2016	11	9	9	9	10	10	6	-	-	-	-	-	64	-9.9%	▼	64
General Civil - Level 3	2015	4	1	7	1	3	3	5	6	5	6	2	1	24			44
	2016	-	2	6	1	4	8	9	-	-	-	-	-	30	25.0%	▲	30
Miscellaneous	2015	123	99	137	99	100	92	122	114	95	91	105	197	772			1,374
	2016	218	198	172	144	124	134	188	-	-	-	-	-	1,178	52.6%	▲	1,178
Misdemeanor	2015	26	16	13	28	11	9	6	10	18	15	16	16	109			184
	2016	13	15	18	24	22	20	11	-	-	-	-	-	123	12.8%	▲	123
Non-Capital Felonies and Related Matters	2015	74	50	29	51	84	50	74	56	48	99	69	79	412			763
	2016	81	68	73	64	56	61	38	-	-	-	-	-	441	7.0%	▲	441
Other	2015	2	1	5	2	6	3	4	1	1	2	-	-	23			27
	2016	-	2	2	1	-	1	2	-	-	-	-	-	8	-65.2%	▼	8
Other Criminally Related Matters	2015	5	8	3	17	9	5	12	2	8	4	19	6	59			98
	2016	6	2	7	8	1	9	7	-	-	-	-	-	40	-32.2%	▼	40
Probates/Wills and Trusts - Lev	2015	-	-	1	-	-	1	-	-	-	1	-	-	2			3
Probates/Wills and Trusts - Level 2	2015	2	1	1	-	1	4	6	1	1	4	-	4	15			25
	2016	1	-	1	2	4	2	1	-	-	-	-	-	11	-26.7%	▼	11
Protective Orders	2015	1	-	-	-	-	-	-	1	1	2	-	1	1			6
	2016	1	1	-	1	-	1	-	-	-	-	-	-	4	300.0%	▲	4
Uncontested Divorce	2015	9	13	24	16	14	10	11	6	16	15	14	14	97			162
	2016	15	21	20	15	25	16	17	-	-	-	-	-	129	33.0%	▲	129

Court: Williamsburg Circuit

Start/End Date: Jan-15 / Jul-16

2015 Average Month: 303

Jan-Jul 2015: 2,059

Filings Trending: ▲

Circuit/Court ID: 9 209830


Type of Case: Filings

2016 Average Month:367

Jan-Jul 2016 : 2,572

Overall AVG. Month: 327

Monthly Summary

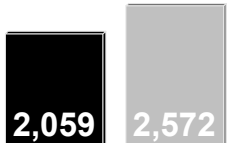


Jan 15-Jul 16

Totals

	2015	2016
Civil	969	600
Criminal	1,243	796
Other	1,426	1,176
Total	3,638	2,572

Jan --- Jul Filings



2,059 2,572

2015 2016

Jan --- Jul Filings

	2015	2016	% Change	Trending
Civil	583	600	2.9%	▲
Criminal	734	796	8.4%	▲
Other	742	1,176	58.5%	▲
Total	2,059	2,572	24.9%	▲

	Jan	Feb	Mar	Apr	May	Jun	Jul	Aug	Sep	Oct	Nov	Dec	Thru Jul	% Change	Trending	Total
2015	324	266	325	276	258	273	337	264	316	282	336	381	2,059			3,638
2016	404	350	431	341	368	365	313	-	-	-	-	-	2,572	24.9%	▲	2,572

		Jan	Feb	Mar	Apr	May	Jun	Jul	Aug	Sep	Oct	Nov	Dec	Thru Jul	% Change	Trending	Total
Administrative Law	2015	-	-	-	-	-	1	1	-	-	1	-	1	2			4
	2016	-	-	-	-	-	-	1	-	-	-	-	-	1	-50.0%	▼	1
Capital Murder	2015	-	-	4	-	-	-	-	-	-	-	-	-	4			4
	2016	9	7	5	9	7	4	7	2	4	5	9	2	48	0.0%	↔	70
Contested Divorce	2015	9	7	5	9	7	4	7	2	4	5	9	2	48			48
	2016	9	4	10	3	8	7	7	-	-	-	-	-	48			48
Domestic and Family - Level 1	2015	3	5	3	2	7	4	9	9	1	3	3	3	33			52
	2016	3	7	6	2	3	8	7	-	-	-	-	-	36	9.1%	▲	36
Domestic and Family - Level 2	2015	5	1	5	2	4	-	-	4	-	-	3	3	17			27
	2016	-	1	3	4	3	2	2	-	-	-	-	-	15	-11.8%	▼	15
General Civil - Level 1	2015	-	3	2	1	2	1	1	1	1	-	1	-	10			13
	2016	1	-	1	4	-	-	2	-	-	-	-	-	8	-20.0%	▼	8
General Civil - Level 2	2015	18	8	8	12	12	15	12	12	13	9	18	10	85			147
	2016	11	14	13	7	13	12	13	-	-	-	-	-	83	-2.4%	▼	83
General Civil - Level 3	2015	6	6	1	11	4	14	11	5	-	9	9	8	53			84
	2016	4	8	6	7	5	11	4	-	-	-	-	-	45	-15.1%	▼	45
Miscellaneous	2015	123	101	129	94	82	83	112	107	116	91	112	235	724			1,385
	2016	177	171	176	144	117	149	165	-	-	-	-	-	1,099	51.8%	▲	1,099
Misdemeanor	2015	44	26	31	34	34	43	44	30	42	44	44	21	256			437
	2016	37	25	42	59	40	41	25	-	-	-	-	-	269	5.1%	▲	269
Non-Capital Felonies and Related Matters	2015	51	39	66	52	57	49	74	29	69	52	78	45	388			661
	2016	80	58	86	51	83	54	22	-	-	-	-	-	434	11.9%	▲	434
Other	2015	29	47	44	29	14	23	34	37	44	28	31	27	220			387
	2016	49	29	48	40	53	42	45	-	-	-	-	-	306	39.1%	▲	306
Other Criminally Related Matters	2015	10	9	8	19	16	15	13	14	10	10	10	13	90			147
	2016	8	14	14	12	23	16	8	-	-	-	-	-	95	5.6%	▲	95
Probates/Wills and Trusts - Level 1	2015	1	-	1	-	1	1	-	-	1	2	-	-	4			7
	2016	1	1	-	-	-	-	1	-	-	-	-	-	3	-25.0%	▼	3
Probates/Wills and Trusts - Level 2	2015	-	1	3	2	1	4	3	1	1	2	6	2	14			26
	2016	3	2	4	1	1	3	5	-	-	-	-	-	19	35.7%	▲	19
Uncontested Divorce	2015	25	13	15	9	17	16	16	13	14	26	12	11	111			187
	2016	21	16	22	7	19	20	6	-	-	-	-	-	111	0.0%	↔	111

Court: Appomattox Circuit

Start/End Date: Jan-15 / Jul-16

2015 Average Month: 73

Jan-Jul 2015: 508

Filings Trending: ▲

Circuit/Court ID: 10

210011


Type of Case: Filings

2016 Average Month:82

Jan-Jul 2016 : 576

Overall AVG. Month: 76

Monthly Summary



Jan 15-Jul 16

Totals

	2015	2016
Civil	180	98
Criminal	335	229
Other	362	249
Total	877	576

Jan --- Jul Filings

508

2015

576

2016

Jan --- Jul Filings

	2015	2016	% Change	Trending
Civil	106	98	-7.5%	▼
Criminal	237	229	-3.4%	▼
Other	165	249	50.9%	▲
Total	508	576	13.4%	▲

	Jan	Feb	Mar	Apr	May	Jun	Jul	Aug	Sep	Oct	Nov	Dec	Thru Jul	% Change	Trending	Total
2015	72	58	61	66	59	140	52	85	48	82	59	95	508			877
2016	106	67	107	55	78	93	70	-	-	-	-	-	576	13.4%	▲	576

		Jan	Feb	Mar	Apr	May	Jun	Jul	Aug	Sep	Oct	Nov	Dec	Thru Jul	% Change	Trending	Total
Contested Divorce	2015	-	-	2	1	2	1	1	1	3	3	2	-	7			16
	2016	-	-	3	1	2	1	-	-	-	-	-	-	7	0.0%	↔	7
Domestic and Family - Level 1	2015	-	2	-	-	-	7	3	3	3	3	5	1	12			27
	2016	-	-	-	2	1	1	3	-	-	-	-	-	7	-41.7%	▼	7
Domestic and Family - Level 2	2015	-	-	-	-	2	3	-	1	-	-	2	-	5			8
	2016	-	-	3	-	1	-	1	-	-	-	-	-	5	0.0%	↔	5
General Civil - Level 1	2015	-	-	-	1	-	-	-	-	-	-	-	-	1			1
	2016	-	-	-	1	-	-	-	-	-	-	-	-	1	0.0%	↔	1
General Civil - Level 2	2015	2	-	1	2	2	-	1	-	1	-	-	2	8			11
	2016	-	5	1	3	4	-	1	-	-	-	-	-	14	75.0%	▲	14
General Civil - Level 3	2015	-	1	1	2	5	1	-	3	-	1	-	1	10			15
	2016	4	1	3	1	-	-	1	-	-	-	-	-	10	0.0%	↔	10
Miscellaneous	2015	33	27	39	26	25	26	29	32	25	37	38	90	205			427
	2016	46	41	41	40	25	42	36	-	-	-	-	-	271	32.2%	▲	271
Misdemeanor	2015	7	1	1	2	3	8	2	4	2	8	2	-	24			40
	2016	10	2	14	-	4	11	5	-	-	-	-	-	46	91.7%	▲	46
Non-Capital Felonies and Related Matters	2015	27	24	13	28	11	90	12	38	11	25	4	1	205			284
	2016	39	12	30	1	33	33	18	-	-	-	-	-	166	-19.0%	▼	166
Other	2015	-	-	1	-	1	-	-	-	-	1	1	-	2			4
	2016	-	-	1	-	-	1	1	-	-	-	-	-	3	50.0%	▲	3
Other Criminally Related Matters	2015	-	1	1	-	6	-	-	-	1	1	1	-	8			11
	2016	5	2	5	-	4	1	1	-	-	-	-	-	18	125.0%	▲	18
Probates/Wills and Trusts - Lev	2016	-	-	-	-	1	-	-	-	-	-	-	-	1			1
Probates/Wills and Trusts - Level 2	2015	2	-	-	1	-	-	-	1	-	1	-	-	3			5
	2016	-	1	-	1	-	2	-	-	-	-	-	-	4	33.3%	▲	4
Uncontested Divorce	2015	1	2	2	3	2	4	4	2	2	2	4	-	18			28
	2016	2	3	6	5	3	1	3	-	-	-	-	-	23	27.8%	▲	23

Court: Buckingham Circuit

Start/End Date: Jan-15 / Jul-16

2015 Average Month: 67

Jan-Jul 2015: 407

Filings Trending: ▲

Circuit/Court ID: 10

210029

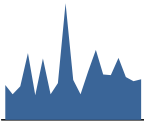
Type of Case: Filings

2016 Average Month:74

Jan-Jul 2016 : 516

Overall AVG. Month: 70

Monthly Summary



Jan 15-Jul 16

Totals

	2015	2016
Civil	170	126
Criminal	393	186
Other	245	204
Total	808	516

Jan --- Jul Filings

407

2015

516

2016

Jan --- Jul Filings

	2015	2016	% Change	Trending
Civil	102	126	23.5%	▲
Criminal	179	186	3.9%	▲
Other	126	204	61.9%	▲
Total	407	516	26.8%	▲

	Jan	Feb	Mar	Apr	May	Jun	Jul	Aug	Sep	Oct	Nov	Dec	Thru Jul	% Change	Trending	Total
2015	52	38	50	100	37	92	38	55	175	60	38	73	407			808
2016	105	68	67	93	64	58	61	-	-	-	-	-	516	26.8%	▲	516

		Jan	Feb	Mar	Apr	May	Jun	Jul	Aug	Sep	Oct	Nov	Dec	Thru Jul	% Change	Trending	Total
Administrative Law	2015	-	-	-	-	-	-	-	1	-	-	-	-	0			1
	2016	-	-	-	-	-	1	-	-	-	-	-	-	1	0.0%	↔	1
Capital Murder	2015	-	-	-	-	-	1	-	-	-	-	-	-	1			1
	2016	-	-	-	-	-	-	-	-	-	-	-	-	-			-
Contested Divorce	2015	2	6	1	-	2	-	1	2	1	-	-	1	12			16
	2016	2	1	1	-	3	2	-	-	-	-	-	-	9	-25.0%	▼	9
Domestic and Family - Level 1	2015	1	-	2	2	-	-	-	1	1	-	4	-	5			11
	2016	2	-	-	4	-	5	-	-	-	-	-	-	11	120.0%	▲	11
Domestic and Family - Level 2	2016	2	1	-	1	-	-	2	-	-	-	-	-	6			6
	2015	1	2	-	4	1	4	6	6	-	2	3	5	18			34
General Civil - Level 2	2016	2	3	2	2	1	-	3	-	-	-	-	-	13	-27.8%	▼	13
	2015	1	-	-	-	1	-	-	-	-	-	-	1	2			3
General Civil - Level 3	2016	-	1	-	1	1	-	-	-	-	-	-	-	3	50.0%	▲	3
	2015	15	21	26	30	17	29	25	22	21	36	22	40	163			304
Miscellaneous	2016	45	44	46	24	29	35	30	-	-	-	-	-	253	55.2%	▲	253
	2015	2	-	3	4	3	6	2	-	25	6	3	5	20			59
Misdemeanor	2016	5	3	1	1	8	-	6	-	-	-	-	-	24	20.0%	▲	24
	2015	28	8	12	55	8	45	1	19	123	9	4	17	157			329
Non-Capital Felonies and Related Matters	2016	43	12	13	55	15	10	15	-	-	-	-	-	163	3.8%	▲	163
	2015	-	-	-	-	-	1	-	-	1	-	-	-	1			2
Other	2016	-	-	-	-	-	1	-	-	-	-	-	-	1	0.0%	↔	1
	2015	-	-	-	1	-	-	-	-	1	2	-	-	1	0.0%	↔	4
Other Criminally Related Matters	2016	-	-	-	1	-	-	-	-	-	-	-	-	1			1
	2015	-	-	-	-	-	1	-	-	-	-	-	-	1			1
Probates/Wills and Trusts - Lev	2016	-	1	-	-	-	-	1	-	-	-	-	-	2			2
	2015	-	1	1	-	-	1	-	-	-	-	-	-	3	50.0%	▲	3
Probates/Wills and Trusts - Level 2	2016	-	-	-	-	-	-	2	-	-	-	-	-	2			2
	2015	2	-	6	4	5	5	2	4	2	5	2	4	24			41
Protective Orders	2016	4	2	3	4	7	3	3	-	-	-	-	-	26	8.3%	▲	26
	2015	-	-	-	-	-	-	-	-	-	-	-	-	-			-
Uncontested Divorce	2016	-	-	-	-	-	-	-	-	-	-	-	-	-			-
	2015	-	-	-	-	-	-	-	-	-	-	-	-	-			-

Court: Charlotte Circuit

Start/End Date: Jan-15 / Jul-16

2015 Average Month: 49

Jan-Jul 2015: 372

Filings Trending: ▲

Circuit/Court ID: 10

210037


Type of Case: Filings

2016 Average Month:65

Jan-Jul 2016 : 454

Overall AVG. Month: 55

Monthly Summary



Jan 15-Jul 16

Totals

	2015	2016
Civil	174	97
Criminal	222	190
Other	195	167
Total	591	454

Jan --- Jul Filings

372

2015

454

2016

Jan --- Jul Filings

	2015	2016	% Change	Trending
Civil	97	97	-	↔
Criminal	169	190	12.4%	▲
Other	106	167	57.5%	▲
Total	372	454	22.0%	▲

	Jan	Feb	Mar	Apr	May	Jun	Jul	Aug	Sep	Oct	Nov	Dec	Thru Jul	% Change	Trending	Total
2015	29	125	50	58	28	41	41	47	49	36	44	43	372			591
2016	64	85	62	59	50	90	44	-	-	-	-	-	454	22.0%	▲	454

		Jan	Feb	Mar	Apr	May	Jun	Jul	Aug	Sep	Oct	Nov	Dec	Thru Jul	% Change	Trending	Total
Contested Divorce	2015	1	1	-	1	1	2	3	2	1	-	-	2	9			14
	2016	-	1	-	3	1	1	1	-	-	-	-	-	7	-22.2%	▼	7
Domestic and Family - Level 1	2015	-	1	2	-	-	2	2	3	1	5	1	2	7			19
	2016	-	2	5	2	4	-	1	-	-	-	-	-	14	100.0%	▲	14
Domestic and Family - Level 2	2015	-	-	1	1	1	-	1	-	4	1	-	2	4			11
	2016	1	-	2	1	-	2	-	-	-	-	-	-	6	50.0%	▲	6
General Civil - Level 1	2016	-	-	-	-	-	-	1	-	-	-	-	-	1			1
	2015	2	2	5	4	2	1	1	3	3	1	1	1	17			26
General Civil - Level 2	2016	-	2	1	2	1	2	1	-	-	-	-	-	9	-47.1%	▼	9
	2015	1	1	2	3	-	2	1	2	2	-	2	-	10			16
General Civil - Level 3	2016	-	3	-	1	-	-	1	-	-	-	-	-	5	-50.0%	▼	5
	2015	18	24	26	23	13	17	12	19	17	16	19	23	133			227
Miscellaneous	2016	25	43	31	20	21	12	18	-	-	-	-	-	170	27.8%	▲	170
	2015	-	7	2	2	4	4	1	3	6	3	6	2	20			40
Misdemeanor	2016	3	7	6	2	-	4	1	-	-	-	-	-	23	15.0%	▲	23
	2015	5	86	8	17	4	10	14	8	7	3	8	6	144			176
Non-Capital Felonies and Related Matters	2016	27	17	8	21	13	66	5	-	-	-	-	-	157	9.0%	▲	157
	2015	-	-	1	1	-	-	-	3	4	5	5	2	2			21
Other	2016	3	5	1	2	3	3	10	-	-	-	-	-	27	1,250.0%	▲	27
	2015	-	-	1	3	1	-	-	-	-	1	-	1	5			7
Other Criminally Related Matters	2016	1	2	2	3	2	-	-	-	-	-	-	-	10	100.0%	▲	10
	2015	-	-	-	-	-	-	1	-	-	-	-	-	1			1
Probates/Wills and Trusts - Lev	2015	-	-	1	-	-	-	-	1	-	1	-	-	2			4
	2016	-	1	1	1	-	-	-	-	-	-	-	-	3	50.0%	▲	3
Probates/Wills and Trusts - Level 2	2015	2	3	1	3	2	3	4	4	3	1	1	2	18			29
	2016	4	2	5	1	5	-	5	-	-	-	-	-	22	22.2%	▲	22



Court: Cumberland Circuit

Start/End Date: Jan-15 / Jul-16

2015 Average Month: 37

Jan-Jul 2015: 264

Filings Trending: ▲

Circuit/Court ID: 10

210049


Type of Case: Filings

2016 Average Month:44

Jan-Jul 2016 : 310

Overall AVG. Month: 40

Monthly Summary



Jan 15-Jul 16

Totals

	2015	2016
Civil	87	60
Criminal	176	104
Other	180	146
Total	443	310

Jan --- Jul Filings

264

2015

310

2016

Jan --- Jul Filings

	2015	2016	% Change	Trending
Civil	46	60	30.4%	▲
Criminal	130	104	-20.0%	▼
Other	88	146	65.9%	▲
Total	264	310	17.4%	▲

	Jan	Feb	Mar	Apr	May	Jun	Jul	Aug	Sep	Oct	Nov	Dec	Thru Jul	% Change	Trending	Total
2015	41	28	36	46	29	54	30	31	29	45	25	49	264			443
2016	57	43	48	32	48	54	28	-	-	-	-	-	310	17.4%	▲	310

		Jan	Feb	Mar	Apr	May	Jun	Jul	Aug	Sep	Oct	Nov	Dec	Thru Jul	% Change	Trending	Total
Contested Divorce	2015	-	-	-	-	2	-	-	1	1	1	4	1	2			10
	2016	-	1	-	2	-	-	2	-	-	-	-	-	5	150.0%	▲	5
Domestic and Family - Level 1	2015	1	-	1	2	-	2	-	2	-	1	-	1	6			10
	2016	3	-	1	-	3	-	1	-	-	-	-	-	8	33.3%	▲	8
Domestic and Family - Level 2	2015	-	-	-	1	-	-	-	-	1	-	-	-	1			2
	2016	3	1	-	-	1	-	-	-	-	-	-	-	5	400.0%	▲	5
General Civil - Level 2	2015	-	2	-	1	2	1	1	-	-	2	2	-	7			11
	2016	1	1	4	-	1	-	-	-	-	-	-	-	7	0.0%	↔	7
General Civil - Level 3	2015	-	-	-	-	-	-	-	1	-	-	1	-	0			2
	2016	-	1	-	-	-	1	1	-	-	-	-	-	3	0.0%	↔	3
Miscellaneous	2015	17	12	15	24	9	10	14	19	13	30	14	28	101			205
	2016	39	25	29	20	22	15	16	-	-	-	-	-	166	64.4%	▲	166
Misdemeanor	2015	8	6	6	3	3	6	4	3	4	2	1	4	36			50
	2016	6	2	3	1	3	-	-	-	-	-	-	-	15	-58.3%	▼	15
Non-Capital Felonies and Related Matters	2015	11	3	11	12	11	34	9	3	8	5	3	13	91			123
	2016	3	-	10	8	12	35	7	-	-	-	-	-	75	-17.6%	▼	75
Other	2015	1	-	-	-	-	-	-	-	-	1	-	-	1			2
	2016	2	-	-	-	1	1	-	-	-	-	-	-	4	300.0%	▲	4
Other Criminally Related Matters	2015	1	1	-	1	1	-	-	-	-	-	-	-	4			4
	2016	-	11	-	-	2	1	-	-	-	-	-	-	14	250.0%	▲	14
Probates/Wills and Trusts - Lev	2015	-	1	-	-	-	-	-	-	1	3	-	-	1			5
Protective Orders	2015	1	-	-	-	-	-	-	-	-	-	-	-	1			1
Uncontested Divorce	2015	1	3	3	2	1	1	2	2	1	-	-	2	13			18
	2016	-	1	1	1	3	1	1	-	-	-	-	-	8	-38.5%	▼	8

Court: Halifax Circuit

Start/End Date: Jan-15 / Jul-16

2015 Average Month: 199

Jan-Jul 2015: 1,439

Filings Trending: ▼

Circuit/Court ID: 10

210083


Type of Case: Filings

2016 Average Month:192

Jan-Jul 2016 : 1,347

Overall AVG. Month: 197

Monthly Summary



Jan 15-Jul 16

Totals

	2015	2016
Civil	569	294
Criminal	1,086	554
Other	736	499
Total	2,391	1,347

Jan --- Jul Filings

1,439

2015

1,347

2016

Jan --- Jul Filings

	2015	2016	% Change	Trending
Civil	373	294	-21.2%	▼
Criminal	651	554	-14.9%	▼
Other	415	499	20.2%	▲
Total	1,439	1,347	-6.4%	▼

	Jan	Feb	Mar	Apr	May	Jun	Jul	Aug	Sep	Oct	Nov	Dec	Thru Jul	% Change	Trending	Total
2015	280	143	297	144	190	139	246	239	172	135	161	245	1,439			2,391
2016	154	272	226	192	185	163	155	-	-	-	-	-	1,347	-6.4%	▼	1,347

		Jan	Feb	Mar	Apr	May	Jun	Jul	Aug	Sep	Oct	Nov	Dec	Thru Jul	% Change	Trending	Total
Administrative Law	2015	-	-	2	-	-	-	-	-	-	-	-	-	2			2
	2016	-	-	-	-	-	1	-	-	-	-	-	-	1	-50.0%	▼	1
Contested Divorce	2015	3	6	8	3	7	7	6	9	5	4	4	4	40			66
	2016	2	7	8	7	2	4	2	-	-	-	-	-	32	-20.0%	▼	32
Domestic and Family - Level 1	2015	1	2	1	3	4	1	4	9	1	3	4	5	16			38
	2016	2	4	12	7	4	1	3	-	-	-	-	-	33	106.3%	▲	33
Domestic and Family - Level 2	2015	-	-	4	1	-	-	1	-	1	2	1	1	6			11
	2016	-	1	1	2	-	1	-	-	-	-	-	-	5	-16.7%	▼	5
General Civil - Level 1	2015	-	2	1	-	-	2	-	1	-	-	-	1	5			7
	2016	-	-	-	-	1	-	-	-	-	-	-	-	1	-80.0%	▼	1
General Civil - Level 2	2015	3	4	5	6	1	4	6	3	3	2	3	3	29			43
	2016	3	6	2	2	2	9	5	-	-	-	-	-	29	0.0%	↔	29
General Civil - Level 3	2015	3	1	5	6	7	3	8	3	3	1	1	4	33			45
	2016	1	12	12	4	10	4	-	-	-	-	-	-	43	30.3%	▲	43
Miscellaneous	2015	76	68	122	55	38	60	71	53	81	59	50	109	490			842
	2016	57	117	95	88	53	69	56	-	-	-	-	-	535	9.2%	▲	535
Misdemeanor	2015	49	10	32	16	35	14	45	39	21	16	28	36	201			341
	2016	19	32	31	18	34	21	38	-	-	-	-	-	193	-4.0%	▼	193
Non-Capital Felonies and Related Matters	2015	127	15	96	20	78	15	77	100	32	27	53	71	428			711
	2016	52	71	43	40	64	34	35	-	-	-	-	-	339	-20.8%	▼	339
Other	2015	2	10	7	15	9	4	4	5	6	7	1	-	51			70
	2016	4	10	5	3	1	2	3	-	-	-	-	-	28	-45.1%	▼	28
Other Criminally Related Matters	2015	5	2	3	1	3	5	6	4	5	1	4	1	25			40
	2016	2	2	3	5	5	3	3	-	-	-	-	-	23	-8.0%	▼	23
Probates/Wills and Trusts - Level 1	2015	-	1	-	-	-	-	-	-	-	-	-	-	1			1
	2016	-	1	1	-	-	1	-	-	-	-	-	-	3	200.0%	▲	3
Probates/Wills and Trusts - Level 2	2015	-	-	2	1	-	2	5	-	-	3	2	2	10			17
	2016	2	1	1	1	-	2	-	-	-	-	-	-	7	-30.0%	▼	7
Uncontested Divorce	2015	11	22	9	17	8	22	13	13	14	10	10	8	102			157
	2016	10	8	12	15	9	11	10	-	-	-	-	-	75	-26.5%	▼	75

Court: Lunenburg Circuit

Start/End Date: Jan-15 / Jul-16

2015 Average Month: 50

Jan-Jul 2015: 355

Filings Trending: ▼

Circuit/Court ID: 10

210111


Type of Case: Filings

2016 Average Month:40

Jan-Jul 2016 : 280

Overall AVG. Month: 46

Monthly Summary



Jan 15-Jul 16

Totals

	2015	2016
Civil	105	57
Criminal	298	86
Other	198	137
Total	601	280

Jan --- Jul Filings

355

2015

280

2016

Jan --- Jul Filings

	2015	2016	% Change	Trending
Civil	55	57	3.6%	▲
Criminal	193	86	-55.4%	▼
Other	107	137	28.0%	▲
Total	355	280	-21.1%	▼

	Jan	Feb	Mar	Apr	May	Jun	Jul	Aug	Sep	Oct	Nov	Dec	Thru Jul	% Change	Trending	Total
2015	40	103	45	46	32	40	49	52	44	54	28	68	355			601
2016	60	38	58	30	31	29	34	-	-	-	-	-	280	-21.1%	▼	280

		Jan	Feb	Mar	Apr	May	Jun	Jul	Aug	Sep	Oct	Nov	Dec	Thru Jul	% Change	Trending	Total
Administrative Law	2016	-	-	-	-	-	1	1	-	-	-	-	-	2			2
Contested Divorce	2015	-	-	1	1	1	1	-	1	1	1	1	1	4			9
	2016	1	1	-	2	2	1	-	-	-	-	-	-	7	75.0%	▲	7
Domestic and Family - Level 1	2016	-	-	-	1	-	-	1	-	-	-	-	-	2			2
Domestic and Family - Level 2	2015	-	1	-	-	1	-	-	-	2	-	-	-	2			4
	2016	2	1	3	3	1	-	-	-	-	-	-	-	10	400.0%	▲	10
General Civil - Level 1	2015	-	-	-	-	-	1	-	1	-	-	-	-	1			2
General Civil - Level 2	2015	-	-	1	-	1	-	-	3	-	1	-	1	2			7
	2016	-	-	-	1	1	1	1	-	-	-	-	-	4	100.0%	▲	4
General Civil - Level 3	2015	-	1	2	-	1	-	-	5	3	1	-	3	4			16
	2016	-	2	1	1	-	-	-	-	-	-	-	-	4	0.0%	↔	4
Miscellaneous	2015	29	23	16	12	14	15	25	18	28	12	18	32	134			242
	2016	30	27	32	14	18	14	23	-	-	-	-	-	158	17.9%	▲	158
Misdemeanor	2015	-	2	3	3	2	3	4	6	5	12	2	3	17			45
	2016	8	-	6	3	1	-	3	-	-	-	-	-	21	23.5%	▲	21
Non-Capital Felonies and Related Matters	2015	10	70	21	26	11	19	17	15	3	25	4	26	174			247
	2016	18	6	13	4	7	10	5	-	-	-	-	-	63	-63.8%	▼	63
Other Criminally Related Matters	2015	-	-	-	-	-	1	1	1	1	-	1	1	2			6
	2016	-	-	2	-	-	-	-	-	-	-	-	-	2	0.0%	↔	2
Uncontested Divorce	2015	1	6	1	4	1	-	2	2	1	2	2	1	15			23
	2016	1	1	1	1	1	2	-	-	-	-	-	-	7	-53.3%	▼	7

Court: Mecklenburg Circuit

Start/End Date: Jan-15 / Jul-16

2015 Average Month: 244

Jan-Jul 2015: 1,775

Filings Trending: ▼

Circuit/Court ID: 10

210117


Type of Case: Filings

2016 Average Month:217

Jan-Jul 2016 : 1,517

Overall AVG. Month: 234

Monthly Summary



Jan 15-Jul 16

Totals

	2015	2016
Civil	437	272
Criminal	1,930	868
Other	566	377
Total	2,933	1,517

Jan --- Jul Filings

1,775

2015

1,517

2016

Jan --- Jul Filings

	2015	2016	% Change	Trending
Civil	237	272	14.8%	▲
Criminal	1,225	868	-29.1%	▼
Other	313	377	20.4%	▲
Total	1,775	1,517	-14.5%	▼

	Jan	Feb	Mar	Apr	May	Jun	Jul	Aug	Sep	Oct	Nov	Dec	Thru Jul	% Change	Trending	Total
2015	262	176	262	193	304	243	335	311	279	179	150	239	1,775			2,933
2016	228	262	279	204	167	168	209	-	-	-	-	-	1,517	-14.5%	▼	1,517

		Jan	Feb	Mar	Apr	May	Jun	Jul	Aug	Sep	Oct	Nov	Dec	Thru Jul	% Change	Trending	Total
Administrative Law	2016	-	-	-	-	-	2	1	-	-	-	-	-	3			3
Capital Murder	2015	-	-	-	-	-	1	-	-	-	-	-	-	1			1
Contested Divorce	2015	2	9	6	3	7	2	3	2	6	2	-	2	32			44
	2016	3	10	9	3	9	5	3	-	-	-	-	-	42	31.3%	▲	42
Domestic and Family - Level 1	2015	3	4	2	-	9	6	-	5	6	3	3	1	24			42
	2016	6	1	3	-	10	1	3	-	-	-	-	-	24	0.0%	↔	24
Domestic and Family - Level 2	2015	-	-	-	-	1	1	-	1	-	-	1	1	2			5
	2016	1	-	3	2	-	-	2	-	-	-	-	-	8	300.0%	▲	8
General Civil - Level 1	2015	-	-	1	1	-	-	-	-	-	1	1	-	2			4
	2016	-	1	-	-	-	-	-	-	-	-	-	-	1	-50.0%	▼	1
General Civil - Level 2	2015	1	3	4	3	4	4	2	5	4	3	2	3	21			38
	2016	2	1	2	2	2	3	3	-	-	-	-	-	15	-28.6%	▼	15
General Civil - Level 3	2015	-	-	2	3	5	4	1	3	43	1	2	2	15			66
	2016	2	2	4	1	4	1	1	-	-	-	-	-	15	0.0%	↔	15
Miscellaneous	2015	66	56	62	44	49	41	49	42	48	63	37	98	367			655
	2016	68	73	71	76	49	55	49	-	-	-	-	-	441	20.2%	▲	441
Misdemeanor	2015	18	6	31	15	34	24	24	22	34	19	22	21	152			270
	2016	35	31	20	16	19	22	15	-	-	-	-	-	158	3.9%	▲	158
Non-Capital Felonies and Related Matters	2015	153	87	137	113	182	142	240	213	120	66	70	97	1,054			1,620
	2016	96	118	152	89	62	64	115	-	-	-	-	-	696	-34.0%	▼	696
Other	2015	2	2	2	-	1	1	4	-	-	1	-	2	12			15
	2016	2	4	-	2	-	2	4	-	-	-	-	-	14	16.7%	▲	14
Other Criminally Related Matters	2015	4	1	2	1	2	9	1	6	2	3	2	8	20			41
	2016	3	4	2	2	4	2	3	-	-	-	-	-	20	0.0%	↔	20
Probates/Wills and Trusts - Level 2	2015	1	-	2	-	1	-	1	3	-	1	-	-	5			9
	2016	-	3	-	-	1	-	1	-	-	-	-	-	5	0.0%	↔	5
Protective Orders	2015	-	-	-	-	-	-	-	1	1	-	-	-	0			2
	2016	-	-	-	-	1	1	1	-	-	-	-	-	3	0.0%	↔	3
Uncontested Divorce	2015	12	8	11	10	9	8	10	8	15	16	10	4	68			121
	2016	10	14	13	11	6	10	8	-	-	-	-	-	72	5.9%	▲	72

Court: Prince Edward Circuit

Start/End Date: Jan-15 / Jul-16

2015 Average Month: 123

Jan-Jul 2015: 941

Filings Trending: ▼

Circuit/Court ID: 10

210147


Type of Case: Filings

2016 Average Month:121

Jan-Jul 2016 : 845

Overall AVG. Month: 122

Monthly Summary



Jan 15-Jul 16

Totals

	2015	2016
Civil	283	160
Criminal	902	490
Other	285	195
Total	1,470	845

Jan --- Jul Filings

941

2015

845

2016

Jan --- Jul Filings

	2015	2016	% Change	Trending
Civil	178	160	-10.1%	▼
Criminal	632	490	-22.5%	▼
Other	131	195	48.9%	▲
Total	941	845	-10.2%	▼

	Jan	Feb	Mar	Apr	May	Jun	Jul	Aug	Sep	Oct	Nov	Dec	Thru Jul	% Change	Trending	Total
2015	157	63	147	137	122	154	161	81	111	110	107	120	941			1,470
2016	167	99	125	173	94	103	84	-	-	-	-	-	845	-10.2%	▼	845

		Jan	Feb	Mar	Apr	May	Jun	Jul	Aug	Sep	Oct	Nov	Dec	Thru Jul	% Change	Trending	Total
Administrative Law	2015	-	-	1	-	-	-	-	-	-	2	-	-	1			3
Contested Divorce	2015	3	3	1	2	1	1	2	2	3	1	-	-	13			19
	2016	1	4	1	-	2	2	1	-	-	-	-	-	11	-15.4%	▼	11
Domestic and Family - Level 1	2015	-	-	-	-	-	2	3	-	4	4	-	11	5			24
	2016	-	-	-	1	-	-	-	-	-	-	-	-	1	-80.0%	▼	1
Domestic and Family - Level 2	2015	-	-	-	-	1	-	-	-	-	-	1	1	1			3
	2016	2	-	1	-	1	-	-	-	-	-	-	-	4	300.0%	▲	4
General Civil - Level 1	2015	-	-	-	-	-	1	-	-	1	-	3	1	1			6
	2016	-	-	-	-	-	-	1	-	-	-	-	-	1	0.0%	↔	1
General Civil - Level 2	2015	2	2	2	-	5	6	5	-	-	1	5	-	22			28
	2016	2	3	2	1	6	3	5	-	-	-	-	-	22	0.0%	↔	22
General Civil - Level 3	2015	1	2	1	1	1	-	1	3	2	-	1	1	7			14
	2016	2	-	2	-	-	1	2	-	-	-	-	-	7	0.0%	↔	7
Miscellaneous	2015	42	22	42	24	31	31	27	30	28	35	26	71	219			409
	2016	54	45	35	37	25	30	36	-	-	-	-	-	262	19.6%	▲	262
Misdemeanor	2015	26	4	23	12	13	21	33	9	10	13	9	12	132			185
	2016	12	21	26	15	11	12	11	-	-	-	-	-	108	-18.2%	▼	108
Non-Capital Felonies and Related Matters	2015	76	30	65	92	65	78	84	28	61	52	47	21	490			699
	2016	78	22	44	113	43	46	23	-	-	-	-	-	369	-24.7%	▼	369
Other	2015	-	-	-	-	-	-	-	1	-	-	-	1	0			2
	2016	-	-	1	-	-	-	2	-	-	-	-	-	3	0.0%	↔	3
Other Criminally Related Matters	2015	2	-	2	1	1	2	2	4	-	-	4	-	10			18
	2016	4	-	5	-	3	5	-	-	-	-	-	-	17	70.0%	▲	17
Probates/Wills and Trusts - Level 2	2015	-	-	2	1	1	1	2	-	-	-	1	-	7			8
	2016	2	1	-	1	-	1	-	-	-	-	-	-	5	-28.6%	▼	5
Protective Orders	2015	-	-	-	-	-	-	-	-	-	-	2	-	0			2
Uncontested Divorce	2015	5	-	8	4	3	11	2	4	2	2	8	1	33	0.0%	↔	50
	2016	10	3	8	5	3	3	3	-	-	-	-	-	35	6.1%	▲	35

Court: Amelia Circuit

Start/End Date: Jan-15 / Jul-16

2015 Average Month: 67

Jan-Jul 2015: 423

Filings Trending: ▲

Circuit/Court ID: 11

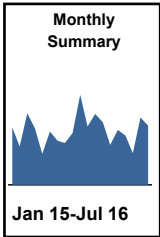
211007

Type of Case: Filings

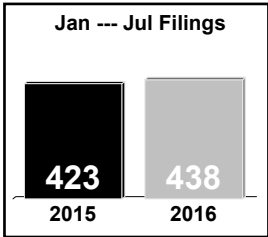
2016 Average Month:63

Jan-Jul 2016 : 438

Overall AVG. Month: 65



Totals		
	2015	2016
Civil	121	60
Criminal	333	160
Other	344	218
Total	798	438



Jan --- Jul Filings				
	2015	2016	% Change	Trending
Civil	78	60	-23.1%	▼
Criminal	161	160	-0.6%	▼
Other	184	218	18.5%	▲
Total	423	438	3.5%	▲

	Jan	Feb	Mar	Apr	May	Jun	Jul	Aug	Sep	Oct	Nov	Dec	Thru Jul	% Change	Trending	Total
2015	69	46	86	68	37	64	53	50	62	108	70	85	423			798
2016	75	48	66	59	38	81	71	-	-	-	-	-	438	3.5%	▲	438

		Jan	Feb	Mar	Apr	May	Jun	Jul	Aug	Sep	Oct	Nov	Dec	Thru Jul	% Change	Trending	Total
Contested Divorce	2015	-	-	3	1	-	-	1	-	4	-	-	-	5			9
	2016	-	2	-	-	1	1	3	-	-	-	-	-	7	40.0%	▲	7
Domestic and Family - Level 1	2015	1	2	5	2	1	-	-	1	-	2	2	-	11			16
	2016	3	-	-	-	1	3	-	-	-	-	-	-	7	-36.4%	▼	7
Domestic and Family - Level 2	2015	1	-	1	-	1	2	-	1	-	-	-	1	5			7
General Civil - Level 1	2015	-	-	-	-	-	1	-	-	1	1	-	-	1			3
	2016	-	-	-	-	-	-	-	-	-	-	-	-	-			-
General Civil - Level 2	2015	4	1	2	2	-	1	2	1	1	-	1	-	12			15
	2016	-	-	2	-	-	1	2	-	-	-	-	-	5	-58.3%	▼	5
General Civil - Level 3	2015	1	2	-	1	1	-	2	-	-	1	1	-	7			9
Miscellaneous	2015	47	22	32	22	14	30	26	28	26	23	38	56	193			364
	2016	44	32	36	32	18	28	40	-	-	-	-	-	230	19.2%	▲	230
Misdemeanor	2015	8	2	2	8	8	5	7	9	10	5	9	4	40			77
	2016	10	2	10	10	5	6	6	-	-	-	-	-	49	22.5%	▲	49
Non-Capital Felonies and Related Matters	2015	3	10	36	31	8	10	13	6	13	69	15	18	111			232
	2016	17	6	14	13	3	32	15	-	-	-	-	-	100	-9.9%	▼	100
Other	2015	2	2	-	-	1	6	-	-	-	1	-	1	11			13
	2016	-	1	1	2	5	4	-	-	-	-	-	-	13	18.2%	▲	13
Other Criminally Related Matters	2015	1	-	3	-	2	4	-	3	4	3	2	2	10			24
	2016	1	3	1	-	3	1	2	-	-	-	-	-	11	10.0%	▲	11
Probates/Wills and Trusts - Level 2	2015	-	-	1	-	-	1	-	-	-	-	-	-	2			2
	2016	-	-	1	-	-	-	-	-	-	-	-	-	1	-50.0%	▼	1
Protective Orders	2016	-	-	-	-	-	-	1	-	-	-	-	-	1			1
Uncontested Divorce	2015	1	5	1	1	1	4	2	1	3	3	2	3	15			27
	2016	-	2	1	2	2	5	2	-	-	-	-	-	14	-6.7%	▼	14

Court: Dinwiddie Circuit

Start/End Date: Jan-15 / Jul-16

2015 Average Month: 137

Jan-Jul 2015: 1,011

Filings Trending: ▼

Circuit/Court ID: 11

211053


Type of Case: Filings

2016 Average Month:130

Jan-Jul 2016 : 912

Overall AVG. Month: 134

Monthly Summary



Jan 15-Jul 16

Totals

	2015	2016
Civil	414	270
Criminal	678	319
Other	548	323
Total	1,640	912

Jan --- Jul Filings

1,011

2015

912

2016

Jan --- Jul Filings

	2015	2016	% Change	Trending
Civil	232	270	16.4%	▲
Criminal	468	319	-31.8%	▼
Other	311	323	3.9%	▲
Total	1,011	912	-9.8%	▼

	Jan	Feb	Mar	Apr	May	Jun	Jul	Aug	Sep	Oct	Nov	Dec	Thru Jul	% Change	Trending	Total
2015	149	118	162	153	143	134	152	124	92	136	133	144	1,011			1,640
2016	128	148	179	124	92	97	144	-	-	-	-	-	912	-9.8%	▼	912

		Jan	Feb	Mar	Apr	May	Jun	Jul	Aug	Sep	Oct	Nov	Dec	Thru Jul	% Change	Trending	Total
Administrative Law	2015	1	-	-	1	-	1	1	1	-	-	-	-	4			5
	2016	-	-	1	-	-	-	1	-	-	-	-	-	2	-50.0%	▼	2
Capital Murder	2015	-	1	-	-	-	-	-	-	-	-	-	-	1			1
Contested Divorce	2015	1	2	1	1	4	5	5	-	1	1	2	5	19			28
	2016	3	3	4	2	4	3	2	-	-	-	-	-	21	10.5%	▲	21
Domestic and Family - Level 1	2015	-	2	7	2	5	4	1	-	4	8	3	3	21			39
	2016	-	6	9	6	-	1	4	-	-	-	-	-	26	23.8%	▲	26
Domestic and Family - Level 2	2015	2	1	4	-	-	3	1	2	2	1	2	2	11			20
	2016	2	-	-	1	1	1	39	-	-	-	-	-	44	300.0%	▲	44
General Civil - Level 1	2016	-	3	1	-	-	-	1	-	-	-	-	-	5			5
General Civil - Level 2	2015	3	-	7	2	2	7	3	6	5	4	3	3	24			45
	2016	1	3	6	2	7	2	2	-	-	-	-	-	23	-4.2%	▼	23
General Civil - Level 3	2015	6	5	4	4	12	6	2	11	7	5	21	-	39			83
	2016	9	4	2	4	4	6	4	-	-	-	-	-	33	-15.4%	▼	33
Miscellaneous	2015	58	59	60	48	44	51	53	46	44	56	48	92	373			659
	2016	69	71	89	52	38	27	51	-	-	-	-	-	397	6.4%	▲	397
Misdemeanor	2015	25	10	16	23	25	22	16	11	6	20	18	11	137			203
	2016	8	19	22	20	14	19	16	-	-	-	-	-	118	-13.9%	▼	118
Non-Capital Felonies and Related Matters	2015	36	30	52	56	34	26	65	36	14	26	25	18	299			418
	2016	30	30	38	30	14	23	18	-	-	-	-	-	183	-38.8%	▼	183
Other	2015	1	1	-	-	-	-	-	-	1	-	1	-	2			4
	2016	-	-	-	-	-	1	-	-	-	-	-	-	1	-50.0%	▼	1
Other Criminally Related Matters	2015	5	4	4	8	5	4	3	5	3	8	5	4	33			58
	2016	1	1	3	2	3	7	1	-	-	-	-	-	18	-45.5%	▼	18
Probates/Wills and Trusts - Level 2	2015	1	-	1	-	1	-	-	3	1	-	-	-	3			7
	2016	2	-	-	-	-	-	-	-	-	-	-	-	2	-33.3%	▼	2
Uncontested Divorce	2015	10	3	6	8	11	5	2	3	4	7	5	6	45			70
	2016	3	8	4	5	7	7	5	-	-	-	-	-	39	-13.3%	▼	39



Court: Nottoway Circuit

Start/End Date: Jan-15 / Jul-16

2015 Average Month: 65

Jan-Jul 2015: 391

Filings Trending: ▲

Circuit/Court ID: 11

211135

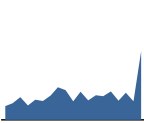
Type of Case: Filings

2016 Average Month:90

Jan-Jul 2016 : 629

Overall AVG. Month: 74

Monthly Summary

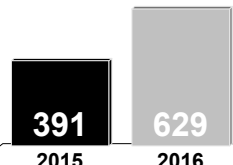


Jan 15-Jul 16

Totals

	2015	2016
Civil	207	105
Criminal	319	334
Other	249	190
Total	775	629

Jan --- Jul Filings



391 2015 629 2016

Jan --- Jul Filings

	2015	2016	% Change	Trending
Civil	115	105	-8.7%	▼
Criminal	142	334	135.2%	▲
Other	134	190	41.8%	▲
Total	391	629	60.9%	▲

	Jan	Feb	Mar	Apr	May	Jun	Jul	Aug	Sep	Oct	Nov	Dec	Thru Jul	% Change	Trending	Total
2015	41	50	68	43	60	56	73	98	89	55	84	58	391			775
2016	74	71	85	57	81	55	206	-	-	-	-	-	629	60.9%	▲	629

		Jan	Feb	Mar	Apr	May	Jun	Jul	Aug	Sep	Oct	Nov	Dec	Thru Jul	% Change	Trending	Total
Administrative Law	2015	-	-	-	-	-	-	-	-	1	-	1	-	0			2
	2016	-	-	-	-	1	-	1	-	-	-	-	-	2	0.0%	↔	2
Contested Divorce	2015	1	1	1	2	1	-	1	-	2	1	1	3	7			14
	2016	2	-	1	1	-	-	1	-	-	-	-	-	5	-28.6%	▼	5
Domestic and Family - Level 1	2015	1	2	-	3	2	2	2	-	-	1	1	4	12			18
	2016	1	-	-	3	-	-	-	-	-	-	-	-	4	-66.7%	▼	4
Domestic and Family - Level 2	2015	-	1	-	-	-	-	-	1	-	-	-	-	1			2
	2016	-	-	-	3	-	-	-	-	-	-	-	-	3	200.0%	▲	3
General Civil - Level 1	2015	-	1	-	-	-	-	-	-	-	-	-	1	1			2
General Civil - Level 2	2015	2	1	-	5	2	1	3	4	3	3	1	-	14			25
	2016	1	3	3	4	1	4	2	-	-	-	-	-	18	28.6%	▲	18
General Civil - Level 3	2015	2	2	4	1	-	3	-	15	1	8	3	2	12			41
	2016	-	1	5	3	1	5	4	-	-	-	-	-	19	58.3%	▲	19
Miscellaneous	2015	23	14	43	15	16	30	24	28	24	23	27	33	165			300
	2016	50	43	33	25	20	15	29	-	-	-	-	-	215	30.3%	▲	215
Misdemeanor	2015	2	4	3	1	2	4	12	14	17	4	11	2	28			76
	2016	2	4	7	5	12	11	128	-	-	-	-	-	169	503.6%	▲	169
Non-Capital Felonies and Related Matters	2015	7	15	9	11	29	8	18	27	32	10	35	11	97			212
	2016	17	8	31	7	42	17	33	-	-	-	-	-	155	59.8%	▲	155
Other	2015	-	1	1	1	3	-	6	1	2	-	-	-	12			15
	2016	-	-	2	1	-	1	4	-	-	-	-	-	8	-33.3%	▼	8
Other Criminally Related Matters	2015	-	5	1	1	2	3	5	6	2	1	3	2	17			31
	2016	1	3	1	2	3	1	1	-	-	-	-	-	12	-29.4%	▼	12
Probates/Wills and Trusts - Level 2	2015	-	-	-	-	-	-	-	1	1	-	-	-	0			2
	2016	-	4	-	-	1	-	-	-	-	-	-	-	5	0.0%	↔	5
Protective Orders	2016	-	-	1	-	-	-	-	-	-	-	-	-	1			1
Uncontested Divorce	2015	3	3	6	3	3	5	2	1	4	4	1	-	25			35
	2016	-	5	1	3	-	1	3	-	-	-	-	-	13	-48.0%	▼	13

Court: Powhatan Circuit

Start/End Date: Jan-15 / Jul-16

2015 Average Month: 109

Jan-Jul 2015: 685

Filings Trending: ▲

Circuit/Court ID: 11

211145


Type of Case: Filings

2016 Average Month:131

Jan-Jul 2016 : 916

Overall AVG. Month: 117

Monthly Summary

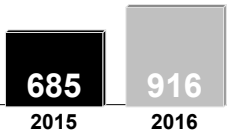


Jan 15-Jul 16

Totals

	2015	2016
Civil	285	204
Criminal	316	174
Other	708	538
Total	1,309	916

Jan --- Jul Filings



685 2015 916 2016

Jan --- Jul Filings

	2015	2016	% Change	Trending
Civil	162	204	25.9%	▲
Criminal	168	174	3.6%	▲
Other	355	538	51.5%	▲
Total	685	916	33.7%	▲

	Jan	Feb	Mar	Apr	May	Jun	Jul	Aug	Sep	Oct	Nov	Dec	Thru Jul	% Change	Trending	Total
2015	92	103	115	83	87	112	93	85	114	106	140	179	685			1,309
2016	149	157	150	155	114	99	92	-	-	-	-	-	916	33.7%	▲	916

		Jan	Feb	Mar	Apr	May	Jun	Jul	Aug	Sep	Oct	Nov	Dec	Thru Jul	% Change	Trending	Total
Administrative Law	2016	1	-	-	-	-	-	-	-	-	-	-	-	1			1
Contested Divorce	2015	1	5	6	4	5	2	1	3	2	2	3	2	24			36
	2016	2	3	1	4	4	-	2	-	-	-	-	-	16	-33.3%	▼	16
Domestic and Family - Level 1	2015	-	-	-	-	-	-	2	1	2	3	4	4	2			16
	2016	1	2	14	3	3	4	7	-	-	-	-	-	34	1,600.0%	▲	34
Domestic and Family - Level 2	2015	1	-	-	1	-	-	4	1	3	1	2	-	6			13
	2016	1	-	1	1	-	1	-	-	-	-	-	-	4	-33.3%	▼	4
General Civil - Level 1	2015	-	-	1	-	-	-	-	-	-	-	-	-	1			1
General Civil - Level 2	2015	6	6	7	2	3	2	8	5	5	2	6	4	34			56
	2016	3	2	2	3	4	11	3	-	-	-	-	-	28	-17.6%	▼	28
General Civil - Level 3	2015	2	3	1	2	2	1	1	1	1	2	-	1	12			17
	2016	6	1	1	2	1	2	2	-	-	-	-	-	15	25.0%	▲	15
Miscellaneous	2015	64	58	68	45	53	58	54	57	59	65	74	135	400			790
	2016	107	118	105	95	54	55	56	-	-	-	-	-	590	47.5%	▲	590
Misdemeanor	2015	2	11	5	1	8	5	3	2	5	5	9	6	35			62
	2016	2	2	7	6	5	1	2	-	-	-	-	-	25	-28.6%	▼	25
Non-Capital Felonies and Related Matters	2015	13	14	15	18	13	32	13	8	21	17	33	23	118			220
	2016	22	19	3	34	28	14	11	-	-	-	-	-	131	11.0%	▲	131
Other	2016	-	2	-	-	-	-	-	-	-	-	-	-	2			2
Other Criminally Related Matters	2015	1	2	3	3	-	6	-	2	10	1	5	1	15			34
	2016	-	3	3	5	2	4	3	-	-	-	-	-	20	33.3%	▲	20
Probates/Wills and Trusts - Lev	2016	-	-	-	-	1	-	1	-	-	-	-	-	2			2
Probates/Wills and Trusts - Level 2	2015	-	-	-	-	-	-	2	3	-	-	-	-	2			5
	2016	1	-	1	1	3	-	-	-	-	-	-	-	6	200.0%	▲	6
Protective Orders	2016	-	-	1	-	2	1	-	-	-	-	-	-	4			4
Uncontested Divorce	2015	2	4	9	7	3	6	5	2	6	8	4	3	36			59
	2016	3	5	11	1	7	6	5	-	-	-	-	-	38	5.6%	▲	38

Court: Petersburg Circuit

Start/End Date: Jan-15 / Jul-16

2015 Average Month: 177

Jan-Jul 2015: 1,224

Filings Trending: ▲

Circuit/Court ID: 11

211730


Type of Case: Filings

2016 Average Month:200

Jan-Jul 2016 : 1,400

Overall AVG. Month: 186

Monthly Summary




Jan 15-Jul 16

Totals

	2015	2016
Civil	636	439
Criminal	1,271	806
Other	220	155
Total	2,127	1,400

Jan --- Jul Filings



1,224 1,400

2015 2016

Jan --- Jul Filings

	2015	2016	% Change	Trending
Civil	375	439	17.1%	▲
Criminal	741	806	8.8%	▲
Other	108	155	43.5%	▲
Total	1,224	1,400	14.4%	▲

	Jan	Feb	Mar	Apr	May	Jun	Jul	Aug	Sep	Oct	Nov	Dec	Thru Jul	% Change	Trending	Total
2015	121	142	231	194	180	191	165	173	162	215	161	192	1,224			2,127
2016	162	244	212	204	186	203	189	-	-	-	-	-	1,400	14.4%	▲	1,400

		Jan	Feb	Mar	Apr	May	Jun	Jul	Aug	Sep	Oct	Nov	Dec	Thru Jul	% Change	Trending	Total
Administrative Law	2015	1	1	-	4	1	2	-	-	1	1	-	2	9			13
	2016	-	-	1	-	1	2	-	-	-	-	-	-	4	-55.6%	▼	4
Capital Murder	2015	-	-	-	-	-	-	6	-	-	-	-	-	6			6
	2016	-	-	-	-	-	-	-	-	-	-	-	-	-			-
Contested Divorce	2015	1	4	3	4	4	9	6	2	2	3	2	1	31			41
	2016	2	2	6	2	3	4	3	-	-	-	-	-	22	-29.0%	▼	22
Domestic and Family - Level 1	2015	1	2	4	3	8	13	6	6	6	5	3	4	37			61
	2016	8	1	-	8	4	1	5	-	-	-	-	-	27	-27.0%	▼	27
Domestic and Family - Level 2	2015	-	-	1	2	1	1	-	-	1	-	1	1	5			8
	2016	14	3	3	3	3	2	-	-	-	-	-	-	28	460.0%	▲	28
General Civil - Level 1	2015	-	-	-	1	1	2	-	-	-	-	-	2	4			6
	2016	-	-	1	-	1	1	2	-	-	-	-	-	5	25.0%	▲	5
General Civil - Level 2	2015	8	5	11	14	7	8	14	12	13	12	8	13	67			125
	2016	12	14	19	17	9	12	16	-	-	-	-	-	99	47.8%	▲	99
General Civil - Level 3	2015	4	6	11	10	9	12	5	12	4	6	7	8	57			94
	2016	17	8	8	3	4	7	4	-	-	-	-	-	51	-10.5%	▼	51
Miscellaneous	2015	33	29	29	24	20	38	35	34	44	37	30	42	208			395
	2016	25	60	50	42	29	41	38	-	-	-	-	-	285	37.0%	▲	285
Misdemeanor	2015	11	25	20	33	24	34	16	35	18	44	14	30	163			304
	2016	19	25	17	30	34	26	28	-	-	-	-	-	179	9.8%	▲	179
Non-Capital Felonies and Related Matters	2015	36	59	114	77	81	55	67	50	42	78	85	74	489			818
	2016	53	95	70	64	72	69	62	-	-	-	-	-	485	-0.8%	▼	485
Other	2015	-	-	-	-	-	-	-	1	2	-	-	-	0			3
	2016	1	-	-	1	-	1	-	-	-	-	-	-	3	0.0%	↔	3
Other Criminally Related Matters	2015	20	7	23	17	13	11	7	14	20	18	5	8	98			163
	2016	7	25	21	30	17	27	20	-	-	-	-	-	147	50.0%	▲	147
Probates/Wills and Trusts - Level 1	2015	-	-	1	-	-	-	-	-	-	-	-	-	1			1
	2016	-	1	-	-	-	-	-	-	-	-	-	-	1	0.0%	↔	1
Probates/Wills and Trusts - Level 2	2015	1	1	1	2	1	-	1	2	-	2	2	1	7			14
	2016	1	-	1	-	1	1	2	-	-	-	-	-	6	-14.3%	▼	6
Protective Orders	2016	-	-	-	-	-	1	-	-	-	-	-	-	1			1
Uncontested Divorce	2015	5	3	13	3	10	6	8	5	9	9	4	6	48			81
	2016	3	10	15	4	8	8	3	-	-	-	-	-	51	6.3%	▲	51

Court: Chesterfield Circuit

Start/End Date: Jan-15 / Jul-16

2015 Average Month: 1,208

Jan-Jul 2015: 8,600

Filings Trending: ▲

Circuit/Court ID: 12

212041

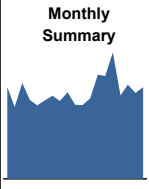
Type of Case: Filings

2016 Average Month:1,477

Jan-Jul 2016 : 10,337

Overall AVG. Month: 1,307

Monthly Summary

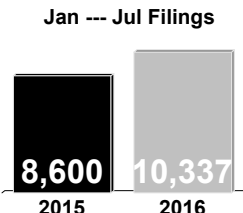


Jan 15-Jul 16

Totals

	2015	2016
Civil	3,811	2,386
Criminal	6,194	3,964
Other	4,493	3,987
Total	14,498	10,337

Jan --- Jul Filings



8,600 2015 10,337 2016

Jan --- Jul Filings

	2015	2016	% Change	Trending
Civil	2,278	2,386	4.7%	▲
Criminal	3,587	3,964	10.5%	▲
Other	2,735	3,987	45.8%	▲
Total	8,600	10,337	20.2%	▲

	Jan	Feb	Mar	Apr	May	Jun	Jul	Aug	Sep	Oct	Nov	Dec	Thru Jul	% Change	Trending	Total
2015	1,377	1,077	1,436	1,183	1,101	1,178	1,248	1,169	1,300	1,114	1,108	1,207	8,600			14,498
2016	1,565	1,544	1,901	1,249	1,415	1,288	1,375	-	-	-	-	-	10,337	20.2%	▲	10,337

		Jan	Feb	Mar	Apr	May	Jun	Jul	Aug	Sep	Oct	Nov	Dec	Thru Jul	% Change	Trending	Total
Administrative Law	2015	2	4	-	1	2	1	1	-	-	3	-	3	11			17
	2016	3	3	1	1	-	-	2	-	-	-	-	-	10	-9.1%	▼	10
Capital Murder	2015	-	-	-	-	-	1	-	-	-	-	2	-	1			3
	2016	-	-	-	-	1	-	-	-	-	-	-	-	1	0.0%	↔	1
Contested Divorce	2015	31	18	27	35	19	38	27	25	32	29	21	27	195			329
	2016	23	28	34	39	32	33	15	-	-	-	-	-	204	4.6%	▲	204
Domestic and Family - Level 1	2015	21	14	32	27	44	32	37	19	35	40	14	32	207			347
	2016	31	21	31	29	18	31	28	-	-	-	-	-	189	-8.7%	▼	189
Domestic and Family - Level 2	2015	6	6	11	6	8	6	7	8	7	5	7	4	50			81
	2016	7	3	6	13	10	13	8	-	-	-	-	-	60	20.0%	▲	60
General Civil - Level 1	2015	1	4	2	1	1	1	1	1	1	2	2	4	11			21
	2016	-	3	2	6	-	2	-	-	-	-	-	-	13	18.2%	▲	13
General Civil - Level 2	2015	35	50	44	56	56	62	62	41	53	42	51	59	365			611
	2016	39	62	69	38	44	43	42	-	-	-	-	-	337	-7.7%	▼	337
General Civil - Level 3	2015	11	20	24	20	47	40	30	18	19	15	14	17	192			275
	2016	16	23	18	23	19	67	19	-	-	-	-	-	185	-3.6%	▼	185
Miscellaneous	2015	576	408	660	459	339	316	473	473	449	326	382	453	3,231			5,314
	2016	785	810	905	462	555	429	588	-	-	-	-	-	4,534	40.3%	▲	4,534
Misdemeanor	2015	180	122	165	123	113	177	158	124	166	122	153	128	1,038			1,731
	2016	138	103	229	121	152	165	144	-	-	-	-	-	1,052	1.3%	▲	1,052
Non-Capital Felonies and Related Matters	2015	383	301	304	312	347	367	318	316	388	379	339	330	2,332			4,084
	2016	379	337	437	373	436	342	370	-	-	-	-	-	2,674	14.7%	▲	2,674
Other	2015	17	28	25	40	23	33	30	40	27	47	31	51	196			392
	2016	50	27	25	33	27	35	46	-	-	-	-	-	243	24.0%	▲	243
Other Criminally Related Matters	2015	45	30	40	29	21	33	24	32	43	27	41	25	222			390
	2016	28	39	32	32	39	49	33	-	-	-	-	-	252	13.5%	▲	252
Probates/Wills and Trusts - Level 1	2015	1	-	1	2	-	1	1	-	1	-	3	-	6			10
	2016	1	1	-	-	2	-	1	-	-	-	-	-	5	-16.7%	▼	5
Probates/Wills and Trusts - Level 2	2015	6	10	9	5	12	6	8	3	9	13	6	6	56			93
	2016	4	1	12	4	10	5	3	-	-	-	-	-	39	-30.4%	▼	39
Protective Orders	2015	-	1	1	1	1	-	1	5	1	-	2	-	5			13
	2016	-	-	3	2	-	1	1	-	-	-	-	-	7	40.0%	▲	7
Uncontested Divorce	2015	62	61	91	66	68	64	70	64	69	64	40	68	482			787
	2016	61	83	97	73	70	73	75	-	-	-	-	-	532	10.4%	▲	532

Court: Colonial Heights Circuit

Start/End Date: Jan-15 / Jul-16

2015 Average Month: 154

Jan-Jul 2015: 1,046

Filings Trending: ▲

Circuit/Court ID: 12

212570


Type of Case: Filings

2016 Average Month: 169

Jan-Jul 2016 : 1,186

Overall AVG. Month: 160

Monthly Summary



Jan 15-Jul 16

Totals

	2015	2016
Civil	294	172
Criminal	1,209	755
Other	344	259
Total	1,847	1,186

Jan --- Jul Filings

1,046

2015

1,186

2016

Jan --- Jul Filings

	2015	2016	% Change	Trending
Civil	160	172	7.5%	▲
Criminal	692	755	9.1%	▲
Other	194	259	33.5%	▲
Total	1,046	1,186	13.4%	▲

	Jan	Feb	Mar	Apr	May	Jun	Jul	Aug	Sep	Oct	Nov	Dec	Thru Jul	% Change	Trending	Total
2015	144	182	129	183	138	121	149	189	120	176	180	136	1,046			1,847
2016	129	207	176	176	176	117	205	-	-	-	-	-	1,186	13.4%	▲	1,186

		Jan	Feb	Mar	Apr	May	Jun	Jul	Aug	Sep	Oct	Nov	Dec	Thru Jul	% Change	Trending	Total
Administrative Law	2015	-	1	-	-	-	-	1	-	-	-	-	-	2			2
	2016	-	-	2	-	-	1	-	-	-	-	-	-	3	50.0%	▲	3
Contested Divorce	2015	3	1	2	1	3	2	5	1	4	4	4	6	17			36
	2016	3	1	3	3	4	1	2	-	-	-	-	-	17	0.0%	↔	17
Domestic and Family - Level 1	2015	2	-	2	2	-	-	3	3	2	5	5	6	9			30
	2016	1	4	-	1	2	2	3	-	-	-	-	-	13	44.4%	▲	13
Domestic and Family - Level 2	2015	-	-	-	-	1	-	1	-	-	-	1	-	2			3
	2016	-	-	-	1	1	1	2	-	-	-	-	-	5	150.0%	▲	5
General Civil - Level 1	2015	-	-	-	-	-	-	2	-	-	-	-	-	2			2
General Civil - Level 2	2015	2	3	4	2	2	2	-	2	-	1	1	3	15			22
	2016	3	2	1	5	3	2	1	-	-	-	-	-	17	13.3%	▲	17
General Civil - Level 3	2015	-	-	2	3	2	1	-	5	1	3	-	6	8			23
	2016	1	2	1	-	1	1	1	-	-	-	-	-	7	-12.5%	▼	7
Miscellaneous	2015	33	32	34	29	21	21	33	26	21	38	32	52	203			372
	2016	37	58	50	33	34	35	35	-	-	-	-	-	282	38.9%	▲	282
Misdemeanor	2015	37	23	26	35	49	35	35	26	19	44	42	19	240			390
	2016	22	28	42	34	58	25	51	-	-	-	-	-	260	8.3%	▲	260
Non-Capital Felonies and Related Matters	2015	45	106	41	83	51	33	55	101	55	59	84	32	414			745
	2016	42	94	54	81	53	35	95	-	-	-	-	-	454	9.7%	▲	454
Other	2015	15	5	10	11	3	5	2	7	7	4	5	2	51			76
	2016	8	6	7	4	3	7	3	-	-	-	-	-	38	-25.5%	▼	38
Other Criminally Related Matters	2015	3	7	-	8	2	11	7	11	2	14	3	6	38			74
	2016	10	4	5	6	9	3	7	-	-	-	-	-	44	15.8%	▲	44
Probates/Wills and Trusts - Lev	2016	-	-	1	-	-	-	-	-	-	-	-	-	1			1
Probates/Wills and Trusts - Level 2	2015	1	1	-	1	1	-	-	1	-	1	-	1	4			7
	2016	-	-	-	2	-	1	-	-	-	-	-	-	3	-25.0%	▼	3
Protective Orders	2016	-	-	-	2	1	-	-	-	-	-	-	-	3			3
Uncontested Divorce	2015	3	3	8	8	3	11	5	6	9	3	3	3	41			65
	2016	2	8	10	4	7	3	5	-	-	-	-	-	39	-4.9%	▼	39

Court: Richmond Circuit

Start/End Date: Jan-15 / Jul-16

2015 Average Month: 1,201

Jan-Jul 2015: 8,780

Filings Trending: ↔

Circuit/Court ID: 13

213760


Type of Case: Filings

2016 Average Month: 1,234

Jan-Jul 2016 : 8,636

Overall AVG. Month: 1,213

Monthly Summary



Jan 15-Jul 16

Totals

	2015	2016
Civil	4,695	2,905
Criminal	6,468	3,833
Other	3,249	1,898
Total	14,412	8,636

Jan --- Jul Filings

8,780

2015

8,636

2016

Jan --- Jul Filings

	2015	2016	% Change	Trending
Civil	2,805	2,905	3.6%	▲
Criminal	3,972	3,833	-3.5%	▼
Other	2,003	1,898	-5.2%	▼
Total	8,780	8,636	-1.6%	▼

	Jan	Feb	Mar	Apr	May	Jun	Jul	Aug	Sep	Oct	Nov	Dec	Thru Jul	% Change	Trending	Total
2015	1,224	1,110	1,362	1,252	1,118	1,375	1,339	1,204	1,063	1,230	1,077	1,058	8,780			14,412
2016	1,110	1,237	1,368	1,200	1,288	1,393	1,040	-	-	-	-	-	8,636	-1.6%	▼	8,636

		Jan	Feb	Mar	Apr	May	Jun	Jul	Aug	Sep	Oct	Nov	Dec	Thru Jul	% Change	Trending	Total
Administrative Law	2015	2	3	3	1	1	3	5	2	-	8	3	4	18			35
	2016	2	1	1	1	7	2	3	-	-	-	-	-	17	-5.6%	▼	17
Capital Murder	2015	-	3	2	-	-	-	-	-	-	-	-	-	5			5
	2016	1	2	-	2	-	-	-	-	-	-	-	-	5	0.0%	↔	5
Contested Divorce	2015	16	17	24	21	15	26	15	17	15	11	15	14	134			206
	2016	18	24	23	20	20	19	21	-	-	-	-	-	145	8.2%	▲	145
Domestic and Family - Level 1	2015	12	4	12	10	10	14	26	16	18	14	10	33	88			179
	2016	4	18	38	18	19	20	13	-	-	-	-	-	130	47.7%	▲	130
Domestic and Family - Level 2	2015	10	10	9	9	14	6	14	8	9	11	5	25	72			130
	2016	14	17	15	10	25	12	17	-	-	-	-	-	110	52.8%	▲	110
General Civil - Level 1	2015	1	3	7	8	3	4	7	2	6	4	7	8	33			60
	2016	2	5	5	2	5	5	4	-	-	-	-	-	28	-15.2%	▼	28
General Civil - Level 2	2015	93	80	93	90	107	115	132	101	95	111	76	94	710			1,187
	2016	92	108	140	101	134	106	97	-	-	-	-	-	778	9.6%	▲	778
General Civil - Level 3	2015	37	47	33	33	31	42	55	44	27	25	30	35	278			439
	2016	21	32	41	40	54	46	50	-	-	-	-	-	284	2.2%	▲	284
Miscellaneous	2015	195	199	329	272	223	261	236	235	250	251	228	259	1,715			2,938
	2016	216	301	312	268	244	262	238	-	-	-	-	-	1,841	7.3%	▲	1,841
Misdemeanor	2015	124	90	101	104	84	106	132	101	91	117	79	85	741			1,214
	2016	109	86	62	83	115	92	78	-	-	-	-	-	625	-15.7%	▼	625
Non-Capital Felonies and Related Matters	2015	483	397	442	396	342	427	421	415	391	386	365	281	2,908			4,746
	2016	421	313	444	340	367	562	286	-	-	-	-	-	2,733	-6.0%	▼	2,733
Other	2015	163	162	223	175	207	252	210	175	120	161	185	139	1,392			2,172
	2016	159	165	171	143	165	176	150	-	-	-	-	-	1,129	-18.9%	▼	1,129
Other Criminally Related Matters	2015	56	35	34	76	41	56	38	41	6	86	29	34	336			532
	2016	19	103	51	122	91	48	47	-	-	-	-	-	481	43.2%	▲	481
Probates/Wills and Trusts - Level 1	2015	-	-	1	1	1	1	1	-	1	1	-	-	5			7
	2016	-	-	-	-	-	-	1	-	-	-	-	-	1	-80.0%	▼	1
Probates/Wills and Trusts - Level 2	2015	7	12	8	6	9	11	7	7	6	9	5	19	60			106
	2016	7	14	13	11	10	11	6	-	-	-	-	-	72	20.0%	▲	72
Uncontested Divorce	2015	25	48	41	50	30	51	40	40	28	35	40	28	285			456
	2016	25	48	52	39	32	32	29	-	-	-	-	-	257	-9.8%	▼	257

Court: Henrico Circuit

Start/End Date: Jan-15 / Jul-16

2015 Average Month: 1,010

Jan-Jul 2015: 6,977

Filings Trending: ▲

Circuit/Court ID: 14

214087


Type of Case: Filings

2016 Average Month:1,103

Jan-Jul 2016 : 7,722

Overall AVG. Month: 1,045

Monthly Summary



Jan 15-Jul 16

Totals

	2015	2016
Civil	3,626	2,323
Criminal	5,301	3,153
Other	3,198	2,246
Total	12,125	7,722

Jan --- Jul Filings

6,977

2015

7,722

2016

Jan --- Jul Filings

	2015	2016	% Change	Trending
Civil	2,169	2,323	7.1%	▲
Criminal	3,148	3,153	-	↔
Other	1,660	2,246	35.3%	▲
Total	6,977	7,722	10.7%	▲

	Jan	Feb	Mar	Apr	May	Jun	Jul	Aug	Sep	Oct	Nov	Dec	Thru Jul	% Change	Trending	Total
2015	913	951	1,064	1,052	1,035	1,013	949	976	955	1,105	849	1,263	6,977			12,125
2016	1,000	1,133	1,258	1,125	1,047	1,045	1,114	-	-	-	-	-	7,722	10.7%	▲	7,722

		Jan	Feb	Mar	Apr	May	Jun	Jul	Aug	Sep	Oct	Nov	Dec	Thru Jul	% Change	Trending	Total
Administrative Law	2015	1	1	-	2	-	-	1	-	-	1	3	1	5			10
	2016	1	1	2	-	-	2	3	-	-	-	-	-	9	80.0%	▲	9
Capital Murder	2015	-	-	-	-	1	-	-	-	-	-	-	-	1			1
	2016	-	1	-	-	2	-	-	-	-	-	-	-	3	200.0%	▲	3
Contested Divorce	2015	31	25	40	22	22	35	28	28	29	23	16	16	203			315
	2016	13	33	40	19	32	31	22	-	-	-	-	-	190	-6.4%	▼	190
Domestic and Family - Level 1	2015	11	7	10	10	9	25	16	18	14	25	20	19	88			184
	2016	9	21	22	23	12	24	19	-	-	-	-	-	130	47.7%	▲	130
Domestic and Family - Level 2	2015	4	7	9	16	6	7	9	8	9	8	8	10	58			101
	2016	12	6	24	14	5	11	8	-	-	-	-	-	80	37.9%	▲	80
General Civil - Level 1	2015	5	2	-	1	2	1	-	3	3	4	-	2	11			23
	2016	4	8	2	2	8	-	4	-	-	-	-	-	28	154.5%	▲	28
General Civil - Level 2	2015	35	52	44	55	61	54	53	38	68	44	44	55	354			603
	2016	50	63	60	62	55	40	58	-	-	-	-	-	388	9.6%	▲	388
General Civil - Level 3	2015	11	20	25	26	20	27	21	44	18	25	19	21	150			277
	2016	15	35	24	22	25	14	13	-	-	-	-	-	148	-1.3%	▼	148
Miscellaneous	2015	290	340	386	318	325	305	280	323	305	362	312	564	2,244			4,110
	2016	456	476	452	393	336	387	413	-	-	-	-	-	2,913	29.8%	▲	2,913
Misdemeanor	2015	79	104	124	96	118	160	102	110	117	137	79	128	783			1,354
	2016	90	68	109	115	95	93	83	-	-	-	-	-	653	-16.6%	▼	653
Non-Capital Felonies and Related Matters	2015	307	256	291	374	341	247	292	283	260	346	228	298	2,108			3,523
	2016	251	286	363	348	321	306	344	-	-	-	-	-	2,219	5.3%	▲	2,219
Other	2015	31	27	29	25	20	32	30	35	24	38	29	36	194			356
	2016	25	25	31	29	28	29	36	-	-	-	-	-	203	4.6%	▲	203
Other Criminally Related Matters	2015	41	31	33	33	45	48	36	32	37	31	37	36	267			440
	2016	34	39	39	35	48	46	42	-	-	-	-	-	283	6.0%	▲	283
Probates/Wills and Trusts - Level 1	2015	-	-	-	-	-	1	1	1	1	1	-	-	2			5
	2016	-	-	2	1	1	-	1	-	-	-	-	-	5	150.0%	▲	5
Probates/Wills and Trusts - Level 2	2015	10	12	-	5	5	12	9	8	7	5	6	7	53			86
	2016	3	8	9	9	12	12	11	-	-	-	-	-	64	20.8%	▲	64
Protective Orders	2015	-	-	-	-	-	-	-	-	-	2	-	1	0			3
	2016	1	-	2	-	-	-	-	-	-	-	-	-	3	0.0%	↔	3
Uncontested Divorce	2015	57	67	73	69	60	59	71	45	63	53	48	69	456			734
	2016	36	63	77	53	67	50	57	-	-	-	-	-	403	-11.6%	▼	403



Court: Caroline Circuit

Start/End Date: Jan-15 / Jul-16

2015 Average Month: 175

Jan-Jul 2015: 1,305

Filings Trending: ↔

Circuit/Court ID: 15

215033


Type of Case: Filings

2016 Average Month:182

Jan-Jul 2016 : 1,273

Overall AVG. Month: 177

Monthly Summary



Jan 15-Jul 16

Totals

	2015	2016
Civil	382	262
Criminal	1,026	565
Other	690	446
Total	2,098	1,273

Jan --- Jul Filings

1,305

2015

1,273

2016

Jan --- Jul Filings

	2015	2016	% Change	Trending
Civil	225	262	16.4%	▲
Criminal	711	565	-20.5%	▼
Other	369	446	20.9%	▲
Total	1,305	1,273	-2.5%	▼

	Jan	Feb	Mar	Apr	May	Jun	Jul	Aug	Sep	Oct	Nov	Dec	Thru Jul	% Change	Trending	Total
2015	211	144	259	164	205	183	139	182	156	132	133	190	1,305			2,098
2016	144	195	202	169	183	177	203	-	-	-	-	-	1,273	-2.5%	▼	1,273

		Jan	Feb	Mar	Apr	May	Jun	Jul	Aug	Sep	Oct	Nov	Dec	Thru Jul	% Change	Trending	Total
Administrative Law	2015	-	-	1	2	-	-	-	-	-	-	-	-	3			3
	2016	1	-	-	-	-	-	-	-	-	-	-	-	1	-66.7%	▼	1
Capital Murder	2015	1	-	-	-	-	-	-	-	-	-	-	-	1			1
	2016	-	1	1	2	3	5	2	-	-	-	-	-	14	27.3%	▲	14
Contested Divorce	2015	1	2	3	-	1	2	2	1	1	3	-	1	11			17
	2016	-	1	1	2	3	5	2	-	-	-	-	-	14	27.3%	▲	14
Domestic and Family - Level 1	2015	1	1	6	1	4	3	13	15	4	2	7	12	29			69
	2016	6	-	3	6	8	5	4	-	-	-	-	-	32	10.3%	▲	32
Domestic and Family - Level 2	2015	-	1	-	1	3	2	1	1	2	-	-	1	8			12
	2016	1	1	1	-	6	-	1	-	-	-	-	-	10	25.0%	▲	10
General Civil - Level 1	2015	-	-	-	-	-	2	-	-	1	-	-	1	2			4
	2016	1	2	1	-	2	1	1	-	-	-	-	-	8	300.0%	▲	8
General Civil - Level 2	2015	10	6	3	4	6	4	6	3	8	4	1	3	39			58
	2016	4	4	1	5	4	9	14	-	-	-	-	-	41	5.1%	▲	41
General Civil - Level 3	2015	2	-	6	3	2	3	1	4	4	5	-	2	17			32
	2016	3	1	5	4	6	6	7	-	-	-	-	-	32	88.2%	▲	32
Miscellaneous	2015	44	49	73	54	55	52	53	57	48	48	44	83	380			660
	2016	73	69	78	70	49	61	62	-	-	-	-	-	462	21.6%	▲	462
Misdemeanor	2015	26	18	20	13	19	21	16	24	13	13	30	18	133			231
	2016	8	33	28	18	14	18	21	-	-	-	-	-	140	5.3%	▲	140
Non-Capital Felonies and Related Matters	2015	115	40	119	70	90	74	34	50	54	36	32	20	542			734
	2016	39	54	55	44	78	49	72	-	-	-	-	-	391	-27.9%	▼	391
Other	2015	5	13	18	6	16	6	9	13	13	11	7	39	73			156
	2016	2	12	14	9	6	13	10	-	-	-	-	-	66	-9.6%	▼	66
Other Criminally Related Matters	2015	2	8	5	7	4	10	-	3	6	6	3	7	36			61
	2016	3	9	5	4	3	6	4	-	-	-	-	-	34	-5.6%	▼	34
Probates/Wills and Trusts - Level 2	2015	2	1	3	-	-	-	-	9	1	-	5	-	6			21
	2016	2	1	5	2	-	-	1	-	-	-	-	-	11	83.3%	▲	11
Uncontested Divorce	2015	2	5	2	3	5	4	4	2	1	4	4	3	25			39
	2016	1	8	5	5	4	4	4	-	-	-	-	-	31	24.0%	▲	31

Court: Essex Circuit

Start/End Date: Jan-15 / Jul-16

2015 Average Month: 50

Jan-Jul 2015: 409

Filings Trending: ▼

Circuit/Court ID: 15

215057


Type of Case: Filings

2016 Average Month:47

Jan-Jul 2016 : 331

Overall AVG. Month: 49

Monthly Summary



Jan 15-Jul 16

Totals

	2015	2016
Civil	137	72
Criminal	282	169
Other	179	90
Total	598	331

Jan --- Jul Filings

409

2015

331

2016

Jan --- Jul Filings

	2015	2016	% Change	Trending
Civil	89	72	-19.1%	▼
Criminal	205	169	-17.6%	▼
Other	115	90	-21.7%	▼
Total	409	331	-19.1%	▼

	Jan	Feb	Mar	Apr	May	Jun	Jul	Aug	Sep	Oct	Nov	Dec	Thru Jul	% Change	Trending	Total
2015	63	33	52	66	42	39	114	33	26	63	34	33	409			598
2016	43	31	70	54	35	54	44	-	-	-	-	-	331	-19.1%	▼	331

		Jan	Feb	Mar	Apr	May	Jun	Jul	Aug	Sep	Oct	Nov	Dec	Thru Jul	% Change	Trending	Total
Contested Divorce	2015	1	1	-	2	-	1	-	-	1	-	1	-	5			7
	2016	-	1	-	-	1	1	1	-	-	-	-	-	4	-20.0%	▼	4
Domestic and Family - Level 1	2015	-	-	6	2	1	-	4	-	3	-	-	-	13			16
	2016	-	-	1	-	2	-	-	-	-	-	-	-	3	-76.9%	▼	3
Domestic and Family - Level 2	2015	-	-	-	-	-	1	-	-	-	-	-	-	1			1
	2016	-	-	-	-	-	1	-	-	-	-	-	-	1	0.0%	↔	1
General Civil - Level 1	2015	-	-	-	-	-	1	-	-	-	-	-	-	1			1
General Civil - Level 2	2015	1	2	2	1	2	3	3	4	1	3	2	-	14			24
	2016	2	1	2	2	5	2	2	-	-	-	-	-	16	14.3%	▲	16
General Civil - Level 3	2015	1	-	2	-	-	1	3	5	2	-	-	-	7			14
	2016	-	-	2	-	2	2	1	-	-	-	-	-	7	0.0%	↔	7
Miscellaneous	2015	21	20	33	18	18	16	16	12	14	17	19	21	142			225
	2016	18	15	26	17	12	20	11	-	-	-	-	-	119	-16.2%	▼	119
Misdemeanor	2015	7	3	4	3	-	5	8	4	1	3	1	5	30			44
	2016	2	1	2	4	7	6	-	-	-	-	-	-	22	-26.7%	▼	22
Non-Capital Felonies and Related Matters	2015	30	5	4	31	14	5	73	6	3	28	8	4	162			211
	2016	18	8	32	24	5	20	23	-	-	-	-	-	130	-19.8%	▼	130
Other Criminally Related Matters	2015	1	-	-	5	1	3	3	2	-	9	2	2	13			28
	2016	2	3	4	5	-	-	3	-	-	-	-	-	17	30.8%	▲	17
Probates/Wills and Trusts - Level 2	2015	-	-	-	-	1	-	-	-	-	-	1	-	1			2
	2016	-	-	-	1	-	-	-	-	-	-	-	-	1	0.0%	↔	1
Uncontested Divorce	2015	1	2	1	4	5	3	4	-	1	3	-	1	20			25
	2016	1	2	1	1	1	2	3	-	-	-	-	-	11	-45.0%	▼	11

Court: Hanover Circuit

Start/End Date: Jan-15 / Jul-16

2015 Average Month: 493

Jan-Jul 2015: 3,392

Filings Trending: ▲

Circuit/Court ID: 15

215085


Type of Case: Filings

2016 Average Month:545

Jan-Jul 2016 : 3,816

Overall AVG. Month: 512

Monthly Summary

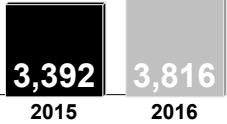


Jan 15-Jul 16

Totals

	2015	2016
Civil	1,581	1,042
Criminal	2,398	1,445
Other	1,938	1,329
Total	5,917	3,816

Jan --- Jul Filings



20152016

Jan --- Jul Filings

	2015	2016	% Change	Trending
Civil	978	1,042	6.5%	▲
Criminal	1,448	1,445	-	↔
Other	966	1,329	37.6%	▲
Total	3,392	3,816	12.5%	▲

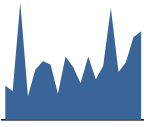
	Jan	Feb	Mar	Apr	May	Jun	Jul	Aug	Sep	Oct	Nov	Dec	Thru Jul	% Change	Trending	Total
2015	495	505	543	484	427	406	532	460	442	456	460	707	3,392			5,917
2016	536	644	624	467	499	464	582	-	-	-	-	-	3,816	12.5%	▲	3,816

		Jan	Feb	Mar	Apr	May	Jun	Jul	Aug	Sep	Oct	Nov	Dec	Thru Jul	% Change	Trending	Total
Administrative Law	2015	-	1	1	1	1	1	-	1	-	3	-	-	5			9
Capital Murder	2016	-	-	2	-	-	-	-	-	-	-	-	-	2			2
Contested Divorce	2015	22	21	26	18	19	17	15	16	19	14	13	23	138			223
	2016	9	32	22	21	27	12	23	-	-	-	-	-	146	5.8%	▲	146
Domestic and Family - Level 1	2015	8	8	8	4	9	3	8	11	8	6	9	7	48			89
	2016	11	8	11	8	12	5	12	-	-	-	-	-	67	39.6%	▲	67
Domestic and Family - Level 2	2015	2	2	5	3	2	3	5	5	3	4	1	6	22			41
	2016	1	4	5	2	2	-	2	-	-	-	-	-	16	-27.3%	▼	16
General Civil - Level 1	2015	-	-	-	1	1	-	-	-	2	2	-	-	2			6
	2016	1	-	-	-	1	1	1	-	-	-	-	-	4	100.0%	▲	4
General Civil - Level 2	2015	13	18	15	16	16	17	12	14	11	11	16	10	107			169
	2016	10	13	7	8	19	12	11	-	-	-	-	-	80	-25.2%	▼	80
General Civil - Level 3	2015	5	12	9	10	6	11	14	6	8	14	9	3	67			107
	2016	5	9	7	7	4	9	15	-	-	-	-	-	56	-16.4%	▼	56
Miscellaneous	2015	198	180	203	144	135	124	163	184	155	155	209	385	1,147			2,235
	2016	290	292	263	181	157	184	226	-	-	-	-	-	1,593	38.9%	▲	1,593
Misdemeanor	2015	63	88	79	64	66	58	101	60	83	64	58	73	519			857
	2016	61	87	96	53	101	69	72	-	-	-	-	-	539	3.9%	▲	539
Non-Capital Felonies and Related Matters	2015	107	105	141	144	118	94	144	95	93	130	84	146	853			1,401
	2016	101	113	103	113	112	107	161	-	-	-	-	-	810	-5.0%	▼	810
Other	2015	7	6	5	5	8	10	10	6	7	9	6	1	51			80
	2016	3	2	7	4	3	7	6	-	-	-	-	-	32	-37.3%	▼	32
Other Criminally Related Matters	2015	13	6	7	13	5	19	18	12	16	11	11	15	81			146
	2016	9	12	26	9	12	14	14	-	-	-	-	-	96	18.5%	▲	96
Probates/Wills and Trusts - Level 1	2015	-	-	-	-	-	-	-	-	-	-	1	-	0			1
	2016	-	-	-	1	-	1	-	-	-	-	-	-	2	0.0%	↔	2
Probates/Wills and Trusts - Level 2	2015	1	-	1	6	2	5	1	3	-	2	1	1	16			23
	2016	3	4	7	3	-	5	2	-	-	-	-	-	24	50.0%	▲	24
Uncontested Divorce	2015	56	58	43	55	39	44	41	47	37	31	42	37	336			530
	2016	32	68	68	57	49	38	37	-	-	-	-	-	349	3.9%	▲	349

Court: King George Circuit  
Start/End Date: Jan-15 / Jul-16  
2015 Average Month: 76  
Jan-Jul 2015: 551  
Filings Trending: ▲

Circuit/Court ID: 15  
215099  
Type of Case: Filings  
2016 Average Month:104  
Jan-Jul 2016 : 725  
Overall AVG. Month: 86

Monthly  
Summary

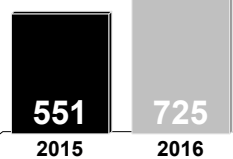


Jan 15-Jul 16

Totals

	2015	2016
Civil	217	186
Criminal	697	539
Total	914	725

Jan --- Jul Filings



551 2015 725 2016

Jan --- Jul Filings

	2015	2016	% Change	Trending
Civil	119	186	56.3%	▲
Criminal	432	539	24.8%	▲
Total	551	725	31.6%	▲

	Jan	Feb	Mar	Apr	May	Jun	Jul	Aug	Sep	Oct	Nov	Dec	Thru Jul	% Change	Trending	Total
2015	51	43	176	35	75	88	83	39	95	79	55	95	551			914
2016	61	81	168	72	86	124	133	-	-	-	-	-	725	31.6%	▲	725

		Jan	Feb	Mar	Apr	May	Jun	Jul	Aug	Sep	Oct	Nov	Dec	Thru Jul	% Change	Trending	Total
Administrative Law	2016	-	1	-	-	-	-	-	-	-	-	-	-	1			1
Contested Divorce	2015	1	1	1	2	1	2	1	-	1	2	-	-	9			12
	2016	1	3	2	2	1	1	2	-	-	-	-	-	12	33.3%	▲	12
Domestic and Family - Level 1	2015	3	3	2	1	-	-	1	5	5	1	6	-	10			27
	2016	5	1	2	6	1	-	8	-	-	-	-	-	23	130.0%	▲	23
Domestic and Family - Level 2	2015	-	1	-	1	-	1	-	-	-	-	5	-	3			8
	2016	-	1	-	1	-	-	3	-	-	-	-	-	5	66.7%	▲	5
General Civil - Level 1	2015	-	1	-	-	-	-	-	-	-	1	-	-	1			2
General Civil - Level 2	2015	2	2	2	4	4	1	2	1	-	6	3	2	17			29
	2016	5	4	4	1	3	4	3	-	-	-	-	-	24	41.2%	▲	24
General Civil - Level 3	2015	-	2	4	2	1	8	4	2	2	3	2	1	21			31
	2016	1	1	2	2	1	2	4	-	-	-	-	-	13	-38.1%	▼	13
Miscellaneous	2015	3	6	6	6	2	3	5	6	4	7	9	3	31			60
	2016	4	5	22	9	6	4	8	-	-	-	-	-	58	87.1%	▲	58
Misdemeanor	2015	18	5	47	1	12	21	20	10	19	18	8	24	124			203
	2016	16	20	28	11	28	28	35	-	-	-	-	-	166	33.9%	▲	166
Non-Capital Felonies and Related Matters	2015	16	18	110	13	51	50	38	13	55	34	11	61	296			470
	2016	22	36	100	32	38	79	60	-	-	-	-	-	367	24.0%	▲	367
Other	2015	-	-	-	-	1	-	1	-	1	1	-	-	2			4
	2016	-	-	-	-	-	-	1	-	-	-	-	-	1	-50.0%	▼	1
Other Criminally Related Matters	2015	1	2	1	1	-	-	7	-	1	3	6	2	12			24
	2016	1	-	2	1	1	1	-	-	-	-	-	-	6	-50.0%	▼	6
Probates/Wills and Trusts - Level 1	2015	-	-	-	-	-	1	-	-	-	-	-	-	1			1
	2016	-	1	-	-	1	-	-	-	-	-	-	-	2	100.0%	▲	2
Probates/Wills and Trusts - Level 2	2015	-	-	-	-	1	-	-	-	-	-	-	-	1			1
	2016	1	1	1	1	-	2	2	-	-	-	-	-	8	700.0%	▲	8
Protective Orders	2015	1	-	-	-	-	-	-	-	-	-	-	-	1			1
Uncontested Divorce	2015	6	2	3	4	2	1	4	2	7	3	5	2	22			41
	2016	5	7	5	6	6	3	7	-	-	-	-	-	39	77.3%	▲	39

Court: Lancaster Circuit

Start/End Date: Jan-15 / Jul-16

2015 Average Month: 63

Jan-Jul 2015: 454

Filings Trending: ▲

Circuit/Court ID: 15

215103

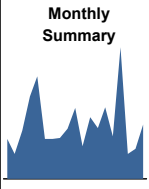
Type of Case: Filings

2016 Average Month:70

Jan-Jul 2016 : 487

Overall AVG. Month: 66

Monthly Summary



Jan 15-Jul 16

Totals

	2015	2016
Civil	168	95
Criminal	344	240
Other	249	152
Total	761	487

Jan --- Jul Filings

454

2015

487

2016

Jan --- Jul Filings

	2015	2016	% Change	Trending
Civil	91	95	4.4%	▲
Criminal	237	240	1.3%	▲
Other	126	152	20.6%	▲
Total	454	487	7.3%	▲

	Jan	Feb	Mar	Apr	May	Jun	Jul	Aug	Sep	Oct	Nov	Dec	Thru Jul	% Change	Trending	Total
2015	48	30	58	99	123	48	48	49	60	85	39	74	454			761
2016	61	86	51	158	30	36	65	-	-	-	-	-	487	7.3%	▲	487

		Jan	Feb	Mar	Apr	May	Jun	Jul	Aug	Sep	Oct	Nov	Dec	Thru Jul	% Change	Trending	Total
Administrative Law	2015	-	-	-	-	-	-	-	1	-	-	-	-	0			1
Contested Divorce	2015	2	-	-	-	-	2	-	-	1	-	1	-	4	0.0%	↔	6
	2016	-	2	2	1	-	-	2	-	-	-	-	-	7	75.0%	▲	7
Domestic and Family - Level 1	2015	-	-	-	-	1	-	15	2	3	1	-	-	16			22
	2016	-	-	-	-	1	-	-	-	-	-	-	-	1	-93.8%	▼	1
Domestic and Family - Level 2	2015	-	-	-	-	-	-	-	-	1	-	-	1	0			2
	2016	-	-	-	-	-	-	1	-	-	-	-	-	1	0.0%	↔	1
General Civil - Level 1	2016	-	-	-	1	-	-	-	-	-	-	-	-	1			1
General Civil - Level 2	2015	1	2	2	6	4	4	-	5	4	3	-	4	19			35
	2016	4	4	2	2	2	4	1	-	-	-	-	-	19	0.0%	↔	19
General Civil - Level 3	2015	6	-	2	1	-	2	-	1	-	1	3	3	11			19
	2016	1	12	6	4	-	-	1	-	-	-	-	-	24	118.2%	▲	24
Miscellaneous	2015	15	19	20	21	16	20	13	32	25	19	19	47	124			266
	2016	30	43	27	18	16	11	23	-	-	-	-	-	168	35.5%	▲	168
Misdemeanor	2015	2	3	4	2	8	2	2	1	4	6	3	3	23			40
	2016	1	11	2	49	4	4	8	-	-	-	-	-	79	243.5%	▲	79
Non-Capital Felonies and Related Matters	2015	12	4	23	60	86	14	6	1	18	49	7	13	205			293
	2016	23	11	6	80	4	13	21	-	-	-	-	-	158	-22.9%	▼	158
Other	2015	7	-	4	7	3	1	8	3	1	4	5	-	30			43
	2016	1	2	4	1	2	2	4	-	-	-	-	-	16	-46.7%	▼	16
Other Criminally Related Matters	2015	-	1	2	-	4	1	1	1	-	1	-	-	9			11
	2016	-	-	1	-	-	-	3	-	-	-	-	-	4	-55.6%	▼	4
Probates/Wills and Trusts - Lev	2016	1	-	-	-	-	-	-	-	-	-	-	-	1			1
Probates/Wills and Trusts - Level 2	2015	-	-	-	-	1	-	-	-	-	1	-	-	1			2
	2016	-	-	-	-	1	-	-	-	-	-	-	-	1	0.0%	↔	1
Protective Orders	2016	-	-	-	1	-	-	-	-	-	-	-	-	1			1
Uncontested Divorce	2015	3	1	1	2	-	2	3	2	3	-	1	3	12			21
	2016	-	1	1	1	-	2	1	-	-	-	-	-	6	-50.0%	▼	6

Court: Northumberland Circuit

Start/End Date: Jan-15 / Jul-16

2015 Average Month: 52

Jan-Jul 2015: 317

Filings Trending: ▲

Circuit/Court ID: 15

215133


Type of Case: Filings

2016 Average Month:61

Jan-Jul 2016 : 428

Overall AVG. Month: 56

Monthly Summary



Jan 15-Jul 16

Totals

	2015	2016
Civil	103	54
Criminal	264	223
Other	260	151
Total	627	428

Jan --- Jul Filings

317

2015

428

2016

Jan --- Jul Filings

	2015	2016	% Change	Trending
Civil	54	54	-	↔
Criminal	143	223	55.9%	▲
Other	120	151	25.8%	▲
Total	317	428	35.0%	▲

	Jan	Feb	Mar	Apr	May	Jun	Jul	Aug	Sep	Oct	Nov	Dec	Thru Jul	% Change	Trending	Total
2015	56	42	33	55	45	35	51	49	52	80	35	94	317			627
2016	71	76	57	71	71	41	41	-	-	-	-	-	428	35.0%	▲	428

		Jan	Feb	Mar	Apr	May	Jun	Jul	Aug	Sep	Oct	Nov	Dec	Thru Jul	% Change	Trending	Total
Contested Divorce	2015	-	-	2	-	1	3	1	1	-	2	2	2	7			14
	2016	-	1	2	3	2	-	-	-	-	-	-	-	8	14.3%	▲	8
Domestic and Family - Level 1	2015	1	-	-	1	-	1	-	1	-	1	-	1	3			6
	2016	1	1	-	-	-	3	-	-	-	-	-	-	5	66.7%	▲	5
Domestic and Family - Level 2	2015	-	-	1	-	-	1	-	-	-	1	-	-	2			3
	2016	-	-	-	3	-	-	1	-	-	-	-	-	4	100.0%	▲	4
General Civil - Level 1	2015	-	1	-	-	-	-	-	-	-	-	-	-	1			1
General Civil - Level 2	2015	1	-	2	1	1	2	4	2	3	2	1	-	11			19
	2016	2	2	-	-	2	1	2	-	-	-	-	-	9	-18.2%	▼	9
General Civil - Level 3	2015	-	-	-	1	1	1	1	-	1	3	1	-	4			9
	2016	1	-	-	-	1	1	1	-	-	-	-	-	4	0.0%	↔	4
Miscellaneous	2015	17	26	22	16	15	10	24	30	25	25	24	50	130			284
	2016	35	33	22	17	15	20	20	-	-	-	-	-	162	24.6%	▲	162
Misdemeanor	2015	17	3	2	4	5	1	1	-	2	10	3	4	33			52
	2016	3	1	1	10	7	2	3	-	-	-	-	-	27	-18.2%	▼	27
Non-Capital Felonies and Related Matters	2015	19	6	1	24	20	13	15	12	18	27	3	35	98			193
	2016	24	36	29	33	44	13	10	-	-	-	-	-	189	92.9%	▲	189
Other	2015	-	-	-	-	1	-	-	-	-	2	-	-	1			3
	2016	1	-	-	-	-	-	3	-	-	-	-	-	4	300.0%	▲	4
Other Criminally Related Matters	2015	1	3	-	7	-	1	-	2	-	3	-	2	12			19
	2016	2	-	1	3	-	1	-	-	-	-	-	-	7	-41.7%	▼	7
Probates/Wills and Trusts - Lev	2015	-	-	-	-	-	-	1	-	-	1	-	-	1			2
Uncontested Divorce	2015	-	3	3	1	1	2	4	1	3	3	1	-	14			22
	2016	2	2	2	2	-	-	1	-	-	-	-	-	9	-35.7%	▼	9

Court: Richmond County Circuit

Start/End Date: Jan-15 / Jul-16

2015 Average Month: 44

Jan-Jul 2015: 293

Filings Trending: ↔

Circuit/Court ID: 15

215159


Type of Case: Filings

2016 Average Month:42

Jan-Jul 2016 : 293

Overall AVG. Month: 43

Monthly Summary



Jan 15-Jul 16

Totals

	2015	2016
Civil	76	43
Criminal	175	97
Other	279	153
Total	530	293

Jan --- Jul Filings

293

2015

293

2016

Jan --- Jul Filings

	2015	2016	% Change	Trending
Civil	47	43	-8.5%	▼
Criminal	90	97	7.8%	▲
Other	156	153	-1.9%	▼
Total	293	293	-	↔

	Jan	Feb	Mar	Apr	May	Jun	Jul	Aug	Sep	Oct	Nov	Dec	Thru Jul	% Change	Trending	Total
2015	32	20	46	42	24	66	63	24	54	59	35	65	293			530
2016	66	35	33	53	19	52	35	-	-	-	-	-	293	0.0%	↔	293

		Jan	Feb	Mar	Apr	May	Jun	Jul	Aug	Sep	Oct	Nov	Dec	Thru Jul	% Change	Trending	Total
Administrative Law	2015	-	1	-	-	-	-	-	-	1	-	-	-	1			2
	2016	-	-	-	1	-	-	-	-	-	-	-	-	1	0.0%	↔	1
Capital Murder	2015	-	-	-	-	-	-	1	-	-	-	-	-	1			1
Contested Divorce	2015	1	-	1	-	1	-	1	-	-	-	-	-	4			4
	2016	-	1	-	1	1	-	-	-	-	-	-	-	3	-25.0%	▼	3
Domestic and Family - Level 1	2015	-	-	-	-	1	-	1	-	1	2	-	-	2			5
	2016	-	1	1	1	-	-	-	-	-	-	-	-	3	50.0%	▲	3
Domestic and Family - Level 2	2015	-	-	-	1	-	-	-	-	-	-	-	-	1			1
General Civil - Level 1	2015	-	-	-	-	-	-	-	-	-	-	-	1	0			1
General Civil - Level 2	2015	-	-	2	-	-	2	4	2	1	1	1	1	8	0.0%	↔	14
	2016	-	1	1	-	2	1	1	-	-	-	-	-	6	-25.0%	▼	6
General Civil - Level 3	2015	1	-	-	1	1	-	1	1	-	3	-	2	4			10
	2016	-	1	1	-	-	2	1	-	-	-	-	-	5	25.0%	▲	5
Miscellaneous	2015	9	7	11	6	8	13	11	6	6	14	13	29	65			133
	2016	14	12	17	8	12	17	12	-	-	-	-	-	92	41.5%	▲	92
Misdemeanor	2015	2	-	3	7	-	4	10	5	3	8	3	4	26			49
	2016	4	3	1	10	-	7	3	-	-	-	-	-	28	7.7%	▲	28
Non-Capital Felonies and Related Matters	2015	9	1	4	14	7	9	8	1	27	14	8	4	52			106
	2016	6	3	1	18	1	20	12	-	-	-	-	-	61	17.3%	▲	61
Other	2015	9	7	21	9	6	37	18	7	15	13	6	21	107			169
	2016	41	12	9	11	3	3	5	-	-	-	-	-	84	-21.5%	▼	84
Other Criminally Related Matters	2015	-	2	2	2	-	-	5	2	-	1	3	3	11			20
	2016	-	1	2	3	-	1	1	-	-	-	-	-	8	-27.3%	▼	8
Probates/Wills and Trusts - Level 2	2015	-	-	-	-	-	-	-	-	-	-	1	-	0			1
	2016	-	-	-	-	-	1	-	-	-	-	-	-	1	0.0%	↔	1
Uncontested Divorce	2015	1	2	2	2	-	1	3	-	-	3	-	-	11			14
	2016	1	-	-	-	-	-	-	-	-	-	-	-	1	-90.9%	▼	1



Court: Spotsylvania Circuit

Start/End Date: Jan-15 / Jul-16

2015 Average Month: 514

Jan-Jul 2015: 3,394

Filings Trending: ▲

Circuit/Court ID: 15

215177


Type of Case: Filings

2016 Average Month:696

Jan-Jul 2016 : 4,869

Overall AVG. Month: 581

Monthly Summary




Jan 15-Jul 16

Totals

	2015	2016
Civil	1,528	886
Criminal	2,006	1,605
Other	2,629	2,378
Total	6,163	4,869

Jan --- Jul Filings



20152016

Jan --- Jul Filings

	2015	2016	% Change	Trending
Civil	872	886	1.6%	▲
Criminal	1,231	1,605	30.4%	▲
Other	1,291	2,378	84.2%	▲
Total	3,394	4,869	43.5%	▲

	Jan	Feb	Mar	Apr	May	Jun	Jul	Aug	Sep	Oct	Nov	Dec	Thru Jul	% Change	Trending	Total
2015	471	472	540	475	431	483	522	460	622	462	421	804	3,394			6,163
2016	1,229	589	711	649	492	626	573	-	-	-	-	-	4,869	43.5%	▲	4,869

		Jan	Feb	Mar	Apr	May	Jun	Jul	Aug	Sep	Oct	Nov	Dec	Thru Jul	% Change	Trending	Total
Administrative Law	2015	1	-	2	-	-	-	-	1	2	1	2	-	3			9
	2016	-	-	-	1	1	-	1	-	-	-	-	-	3	0.0%	↔	3
Contested Divorce	2015	6	7	9	11	14	9	6	5	6	6	9	6	62			94
	2016	9	7	18	7	7	6	7	-	-	-	-	-	61	-1.6%	▼	61
Domestic and Family - Level 1	2015	12	6	14	12	20	16	14	18	15	20	39	49	94			235
	2016	15	29	29	38	14	10	29	-	-	-	-	-	164	74.5%	▲	164
Domestic and Family - Level 2	2015	9	2	3	16	2	1	3	3	12	4	1	3	36			59
	2016	-	5	13	4	1	4	17	-	-	-	-	-	44	22.2%	▲	44
General Civil - Level 1	2015	3	1	-	2	-	1	-	2	-	2	-	1	7			12
	2016	-	-	2	-	-	-	2	-	-	-	-	-	4	-42.9%	▼	4
General Civil - Level 2	2015	18	17	19	24	15	20	19	12	11	18	7	21	132			201
	2016	8	11	20	10	16	14	16	-	-	-	-	-	95	-28.0%	▼	95
General Civil - Level 3	2015	10	9	8	9	4	6	6	10	9	13	11	8	52			103
	2016	8	9	5	6	10	2	8	-	-	-	-	-	48	-7.7%	▼	48
Miscellaneous	2015	195	208	244	216	204	205	243	233	195	209	242	494	1,515			2,888
	2016	285	323	316	231	209	253	250	-	-	-	-	-	1,867	23.2%	▲	1,867
Misdemeanor	2015	38	33	30	31	35	21	54	36	47	30	34	31	242			420
	2016	38	47	85	51	57	60	42	-	-	-	-	-	380	57.0%	▲	380
Non-Capital Felonies and Related Matters	2015	145	140	157	100	91	170	123	93	158	104	38	156	926			1,475
	2016	114	106	172	269	132	216	152	-	-	-	-	-	1,161	25.4%	▲	1,161
Other	2015	8	9	10	14	10	8	17	6	127	23	3	5	76			240
	2016	726	17	13	7	13	23	10	-	-	-	-	-	809	964.5%	▲	809
Other Criminally Related Matters	2015	2	13	10	14	6	8	11	14	10	6	8	12	64			114
	2016	4	9	15	6	9	15	11	-	-	-	-	-	69	7.8%	▲	69
Probates/Wills and Trusts - Level 1	2015	2	1	-	-	-	-	-	-	-	-	-	-	3			3
	2016	-	2	-	-	-	-	-	-	-	-	-	-	2	-33.3%	▼	2
Probates/Wills and Trusts - Level 2	2015	4	2	5	3	4	2	2	2	5	5	4	1	22			39
	2016	2	9	1	4	8	4	3	-	-	-	-	-	31	40.9%	▲	31
Protective Orders	2015	-	-	3	-	-	-	-	-	-	-	-	-	3			3
	2016	-	-	2	-	-	-	3	-	-	-	-	-	5	66.7%	▲	5
Uncontested Divorce	2015	18	24	26	23	26	16	24	25	25	21	23	17	157			268
	2016	20	15	20	15	15	19	22	-	-	-	-	-	126	-19.7%	▼	126

Court: Stafford Circuit

Start/End Date: Jan-15 / Jul-16

2015 Average Month: 730

Jan-Jul 2015: 4,836

Filings Trending: ▲

Circuit/Court ID: 15

215179


Type of Case: Filings

2016 Average Month:713

Jan-Jul 2016 : 4,989

Overall AVG. Month: 724

Monthly Summary



Jan 15-Jul 16

Totals

	2015	2016
Civil	1,827	942
Criminal	4,365	2,393
Other	2,571	1,654
Total	8,763	4,989

Jan --- Jul Filings

4,836

2015

4,989

2016

Jan --- Jul Filings

	2015	2016	% Change	Trending
Civil	1,091	942	-13.7%	▼
Criminal	2,466	2,393	-3.0%	▼
Other	1,279	1,654	29.3%	▲
Total	4,836	4,989	3.2%	▲

	Jan	Feb	Mar	Apr	May	Jun	Jul	Aug	Sep	Oct	Nov	Dec	Thru Jul	% Change	Trending	Total
2015	607	719	745	718	676	674	697	739	817	739	651	981	4,836			8,763
2016	787	728	752	733	592	717	680	-	-	-	-	-	4,989	3.2%	▲	4,989

		Jan	Feb	Mar	Apr	May	Jun	Jul	Aug	Sep	Oct	Nov	Dec	Thru Jul	% Change	Trending	Total
Administrative Law	2015	1	-	5	1	-	3	2	1	1	2	1	1	12			18
	2016	1	1	1	1	2	1	1	-	-	-	-	-	8	-33.3%	▼	8
Capital Murder	2015	2	-	-	-	-	-	-	-	-	-	-	2	2			4
	2016	-	-	-	-	1	-	-	-	-	-	-	-	1	-50.0%	▼	1
Contested Divorce	2015	16	17	25	25	27	14	15	26	26	25	19	19	139			254
	2016	12	9	11	7	14	6	9	-	-	-	-	-	68	-51.1%	▼	68
Domestic and Family - Level 1	2015	6	12	11	5	22	13	3	7	7	5	8	10	72			109
	2016	3	13	8	10	9	11	14	-	-	-	-	-	68	-5.6%	▼	68
Domestic and Family - Level 2	2015	2	5	3	4	4	4	12	3	6	2	6	5	34			56
	2016	1	4	3	3	4	2	2	-	-	-	-	-	19	-44.1%	▼	19
General Civil - Level 1	2015	-	1	1	-	1	3	1	1	-	1	1	5	7			15
	2016	2	-	2	-	-	1	1	-	-	-	-	-	6	-14.3%	▼	6
General Civil - Level 2	2015	16	20	11	18	21	19	18	20	13	14	9	9	123			188
	2016	14	11	23	16	23	24	17	-	-	-	-	-	128	4.1%	▲	128
General Civil - Level 3	2015	6	4	7	10	5	11	6	3	10	6	8	14	49			90
	2016	8	12	9	4	7	11	6	-	-	-	-	-	57	16.3%	▲	57
Miscellaneous	2015	218	201	303	217	188	200	242	255	210	248	279	517	1,569			3,078
	2016	318	316	372	249	231	267	265	-	-	-	-	-	2,018	28.6%	▲	2,018
Misdemeanor	2015	61	79	77	116	91	84	106	98	137	126	80	111	614			1,166
	2016	132	112	110	118	84	91	81	-	-	-	-	-	728	18.6%	▲	728
Non-Capital Felonies and Related Matters	2015	222	311	240	249	260	246	211	269	354	238	165	221	1,739			2,986
	2016	263	206	148	276	173	252	243	-	-	-	-	-	1,561	-10.2%	▼	1,561
Other	2015	1	-	-	-	-	-	2	2	1	-	1	-	3			7
	2016	1	-	1	-	1	1	1	-	-	-	-	-	5	66.7%	▲	5
Other Criminally Related Matters	2015	15	17	10	20	16	18	22	11	19	14	29	27	118			218
	2016	14	11	17	16	16	13	18	-	-	-	-	-	105	-11.0%	▼	105
Probates/Wills and Trusts - Level 1	2015	1	-	-	-	-	-	-	1	-	-	-	-	1			2
	2016	-	1	-	-	-	-	-	-	-	-	-	-	1	0.0%	↔	1
Probates/Wills and Trusts - Level 2	2015	4	5	6	1	4	4	5	1	3	6	-	4	29			43
	2016	2	3	3	1	2	1	5	-	-	-	-	-	17	-41.4%	▼	17
Uncontested Divorce	2015	36	47	46	52	37	55	52	41	30	52	45	36	325			529
	2016	16	29	44	32	25	36	17	-	-	-	-	-	199	-38.8%	▼	199

Court: Westmoreland Circuit

Start/End Date: Jan-15 / Jul-16

2015 Average Month: 87

Jan-Jul 2015: 643

Filings Trending: ▲

Circuit/Court ID: 15

215193

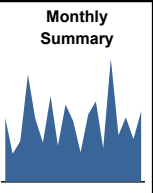
Type of Case: Filings

2016 Average Month:99

Jan-Jul 2016 : 693

Overall AVG. Month: 92

Monthly Summary



Jan 15-Jul 16

Totals

	2015	2016
Civil	137	107
Criminal	655	407
Other	257	179
Total	1,049	693

Jan --- Jul Filings

643

2015

693

2016

Jan --- Jul Filings

	2015	2016	% Change	Trending
Civil	91	107	17.6%	▲
Criminal	408	407	-	↔
Other	144	179	24.3%	▲
Total	643	693	7.8%	▲

	Jan	Feb	Mar	Apr	May	Jun	Jul	Aug	Sep	Oct	Nov	Dec	Thru Jul	% Change	Trending	Total
2015	96	42	61	161	95	59	129	54	116	91	44	101	643			1,049
2016	121	50	185	70	97	64	106	-	-	-	-	-	693	7.8%	▲	693

		Jan	Feb	Mar	Apr	May	Jun	Jul	Aug	Sep	Oct	Nov	Dec	Thru Jul	% Change	Trending	Total
Administrative Law	2015	-	-	-	-	-	1	-	-	-	-	-	-	1			1
Contested Divorce	2015	2	1	-	1	1	-	3	1	-	1	-	-	8			10
	2016	1	1	-	1	-	1	-	-	-	-	-	-	4	-50.0%	▼	4
Domestic and Family - Level 1	2015	-	-	2	-	-	-	-	2	2	-	2	-	2			8
	2016	-	-	-	1	-	-	6	-	-	-	-	-	7	250.0%	▲	7
Domestic and Family - Level 2	2015	-	-	-	-	1	-	1	-	-	-	1	-	2			3
	2016	-	-	-	-	2	-	-	-	-	-	-	-	2	0.0%	↔	2
General Civil - Level 1	2015	-	-	-	-	-	-	-	-	-	1	1	1	0			3
	2016	-	-	-	-	1	-	-	-	-	-	-	-	1	0.0%	↔	1
General Civil - Level 2	2015	4	-	3	4	4	1	2	1	3	1	-	2	18			25
	2016	3	2	3	1	4	2	3	-	-	-	-	-	18	0.0%	↔	18
General Civil - Level 3	2015	1	1	-	4	2	3	-	-	1	2	5	-	11			19
	2016	1	4	2	2	2	3	17	-	-	-	-	-	31	181.8%	▲	31
Miscellaneous	2015	22	24	27	21	20	25	30	24	24	19	23	36	169			295
	2016	41	29	36	17	31	22	30	-	-	-	-	-	206	21.9%	▲	206
Misdemeanor	2015	15	-	7	40	9	4	5	14	11	10	4	9	80			128
	2016	16	2	5	7	4	8	9	-	-	-	-	-	51	-36.3%	▼	51
Non-Capital Felonies and Related Matters	2015	47	10	9	75	45	15	81	12	71	52	6	21	282			444
	2016	52	7	135	30	50	24	35	-	-	-	-	-	333	18.1%	▲	333
Other	2015	-	-	1	-	1	4	1	-	1	-	-	-	7			8
	2016	1	2	1	-	1	1	-	-	-	-	-	-	6	-14.3%	▼	6
Other Criminally Related Matters	2015	4	6	9	12	7	5	3	-	2	5	-	30	46			83
	2016	6	1	1	8	1	1	6	-	-	-	-	-	24	-47.8%	▼	24
Probates/Wills and Trusts - Lev	2015	-	-	-	2	1	-	-	-	-	-	-	-	3			3
Probates/Wills and Trusts - Level 2	2015	-	-	1	-	1	1	1	-	-	-	1	2	4			7
	2016	-	1	-	-	-	-	-	-	-	-	-	-	1	-75.0%	▼	1
Uncontested Divorce	2015	1	-	2	2	3	-	2	-	1	-	1	-	10			12
	2016	-	1	2	3	1	2	-	-	-	-	-	-	9	-10.0%	▼	9

Court: Fredericksburg Circuit

Start/End Date: Jan-15 / Jul-16

2015 Average Month: 275

Jan-Jul 2015: 2,025

Filings Trending: ▲

Circuit/Court ID: 15

215630


Type of Case: Filings

2016 Average Month:325

Jan-Jul 2016 : 2,272

Overall AVG. Month: 293

Monthly Summary



Jan 15-Jul 16

Totals

	2015	2016
Civil	784	725
Criminal	2,233	1,350
Other	283	197
Total	3,300	2,272

Jan --- Jul Filings

2,025

2015

2,272

2016

Jan --- Jul Filings

	2015	2016	% Change	Trending
Civil	416	725	74.3%	▲
Criminal	1,463	1,350	-7.7%	▼
Other	146	197	34.9%	▲
Total	2,025	2,272	12.2%	▲

	Jan	Feb	Mar	Apr	May	Jun	Jul	Aug	Sep	Oct	Nov	Dec	Thru Jul	% Change	Trending	Total
2015	275	301	286	310	273	270	310	196	212	295	241	331	2,025			3,300
2016	293	315	378	304	295	385	302	-	-	-	-	-	2,272	12.2%	▲	2,272

		Jan	Feb	Mar	Apr	May	Jun	Jul	Aug	Sep	Oct	Nov	Dec	Thru Jul	% Change	Trending	Total
Administrative Law	2015	1	-	-	-	-	-	1	1	-	2	1	-	2			6
	2016	-	1	-	1	1	-	-	-	-	-	-	-	3	50.0%	▲	3
Capital Murder	2015	-	-	-	-	1	-	-	-	-	-	-	-	1			1
	2016	6	8	4	7	5	9	5	4	4	7	2	2	44			63
Contested Divorce	2015	12	14	23	17	18	6	6	-	-	-	-	-	96	118.2%	▲	96
	2016	6	10	7	20	2	11	5	10	9	9	7	25	61			121
Domestic and Family - Level 1	2015	2	13	4	6	1	34	3	-	-	-	-	-	63	3.3%	▲	63
	2016	1	2	10	2	-	1	1	1	23	38	13	-	17			92
Domestic and Family - Level 2	2015	11	20	23	8	51	25	14	-	-	-	-	-	152	794.1%	▲	152
	2016	-	-	-	1	1	1	3	2	-	1	2	-	6			11
General Civil - Level 1	2015	-	1	1	1	1	1	1	-	-	-	-	-	6	0.0%	↔	6
	2016	5	2	5	13	11	17	7	6	13	12	8	10	60			109
General Civil - Level 2	2015	9	8	5	7	6	12	11	-	-	-	-	-	58	-3.3%	▼	58
	2016	7	3	2	-	2	12	7	4	1	2	8	9	33			57
General Civil - Level 3	2015	2	3	5	5	5	4	2	-	-	-	-	-	26	-21.2%	▼	26
	2016	34	26	36	33	34	38	44	30	42	40	46	58	245			461
Miscellaneous	2015	53	56	39	40	38	45	38	-	-	-	-	-	309	26.1%	▲	309
	2016	42	74	33	41	61	40	50	43	30	49	43	42	341			548
Misdemeanor	2015	70	51	39	35	31	50	50	-	-	-	-	-	326	-4.4%	▼	326
	2016	156	143	161	177	137	124	174	79	80	111	95	171	1,072			1,608
Non-Capital Felonies and Related Matters	2015	109	107	198	153	108	183	137	-	-	-	-	-	995	-7.2%	▼	995
	2016	5	3	3	3	4	-	1	2	1	7	1	-	19			30
Other	2015	1	3	1	3	-	4	10	-	-	-	-	-	22	15.8%	▲	22
	2016	6	5	9	5	11	5	9	5	6	9	2	6	50			78
Other Criminally Related Matters	2015	3	8	5	5	3	4	3	-	-	-	-	-	31	-38.0%	▼	31
	2016	-	-	1	-	-	1	-	1	-	1	1	-	2			5
Probates/Wills and Trusts - Level 2	2015	-	2	1	1	1	2	-	-	-	-	-	-	7	250.0%	▲	7
	2016	-	2	-	-	-	-	-	-	-	-	-	-	2			2
Protective Orders	2015	6	23	15	8	5	11	3	8	3	7	12	8	71			109
Uncontested Divorce	2016	21	28	34	22	30	15	27	-	-	-	-	-	177	149.3%	▲	177

Court: Albemarle Circuit

Start/End Date: Jan-15 / Jul-16

2015 Average Month: 312

Jan-Jul 2015: 2,262

Filings Trending: ↔

Circuit/Court ID: 16

216003


Type of Case: Filings

2016 Average Month:324

Jan-Jul 2016 : 2,270

Overall AVG. Month: 316

Monthly Summary



Jan 15-Jul 16

Totals

	2015	2016
Civil	1,730	976
Criminal	972	613
Other	1,041	681
Total	3,743	2,270

Jan --- Jul Filings

2,262

2015

2,270

2016

Jan --- Jul Filings

	2015	2016	% Change	Trending
Civil	1,146	976	-14.8%	▼
Criminal	581	613	5.5%	▲
Other	535	681	27.3%	▲
Total	2,262	2,270	-	↔

	Jan	Feb	Mar	Apr	May	Jun	Jul	Aug	Sep	Oct	Nov	Dec	Thru Jul	% Change	Trending	Total
2015	320	308	336	382	311	296	309	289	335	259	240	358	2,262			3,743
2016	346	333	373	310	298	290	320	-	-	-	-	-	2,270	0.4%	▲	2,270

		Jan	Feb	Mar	Apr	May	Jun	Jul	Aug	Sep	Oct	Nov	Dec	Thru Jul	% Change	Trending	Total
Administrative Law	2015	-	1	1	2	-	1	-	-	1	-	-	-	5			6
Capital Murder	2015	-	-	-	1	-	-	-	-	-	-	-	-	1			1
Contested Divorce	2015	11	3	7	5	3	9	1	5	6	4	7	6	39			67
	2016	5	9	4	3	8	8	4	-	-	-	-	-	41	5.1%	▲	41
Domestic and Family - Level 1	2015	10	3	11	23	15	5	2	1	12	5	3	7	69			97
	2016	15	5	6	3	16	4	13	-	-	-	-	-	62	-10.1%	▼	62
Domestic and Family - Level 2	2015	6	2	3	4	7	4	5	2	5	7	5	2	31			52
	2016	-	5	7	5	12	8	5	-	-	-	-	-	42	35.5%	▲	42
General Civil - Level 1	2015	-	1	6	3	3	-	1	2	2	3	1	1	14			23
	2016	4	3	2	1	-	-	3	-	-	-	-	-	13	-7.1%	▼	13
General Civil - Level 2	2015	34	46	43	38	39	22	26	32	25	19	20	16	248			360
	2016	24	51	32	28	24	19	14	-	-	-	-	-	192	-22.6%	▼	192
General Civil - Level 3	2015	3	-	8	11	10	5	9	4	5	5	5	7	46			72
	2016	23	27	12	5	10	3	5	-	-	-	-	-	85	84.8%	▲	85
Miscellaneous	2015	136	131	180	146	138	155	174	146	139	123	133	220	1,060			1,821
	2016	159	141	168	145	128	140	170	-	-	-	-	-	1,051	-0.8%	▼	1,051
Misdemeanor	2015	9	22	10	11	14	20	11	17	29	16	9	27	97			195
	2016	38	9	32	25	22	22	25	-	-	-	-	-	173	78.4%	▲	173
Non-Capital Felonies and Related Matters	2015	83	71	42	115	61	51	53	55	79	56	37	59	476			762
	2016	49	56	76	66	58	63	61	-	-	-	-	-	429	-9.9%	▼	429
Other	2015	4	4	6	5	8	4	4	6	3	3	3	1	35			51
	2016	8	4	7	7	3	6	2	-	-	-	-	-	37	5.7%	▲	37
Other Criminally Related Matters	2015	1	-	2	-	3	2	2	-	2	3	2	-	10			17
	2016	1	-	2	3	-	4	2	-	-	-	-	-	12	20.0%	▲	12
Probates/Wills and Trusts - Level 1	2015	-	-	-	-	-	-	-	1	1	-	-	-	0			2
	2016	-	1	-	-	-	-	-	-	-	-	-	-	1	0.0%	↔	1
Probates/Wills and Trusts - Level 2	2015	6	7	3	2	3	4	2	3	6	2	2	3	27			43
	2016	3	4	3	-	3	2	2	-	-	-	-	-	17	-37.0%	▼	17
Protective Orders	2015	-	-	-	-	-	-	-	1	-	-	1	-	0			2
Uncontested Divorce	2015	17	17	14	16	7	14	19	14	20	13	12	9	104	0.0%	↔	172
	2016	17	18	22	19	14	11	14	-	-	-	-	-	115	10.6%	▲	115

Court: Culpeper Circuit

Start/End Date: Jan-15 / Jul-16

2015 Average Month: 206

Jan-Jul 2015: 1,445

Filings Trending: ↔

Circuit/Court ID: 16

216047


Type of Case: Filings

2016 Average Month:208

Jan-Jul 2016 : 1,456

Overall AVG. Month: 207

Monthly Summary



Jan 15-Jul 16

Totals

	2015	2016
Civil	691	383
Criminal	985	466
Other	798	607
Total	2,474	1,456

Jan --- Jul Filings

1,445

2015

1,456

2016

Jan --- Jul Filings

	2015	2016	% Change	Trending
Civil	451	383	-15.1%	▼
Criminal	596	466	-21.8%	▼
Other	398	607	52.5%	▲
Total	1,445	1,456	0.8%	▲

	Jan	Feb	Mar	Apr	May	Jun	Jul	Aug	Sep	Oct	Nov	Dec	Thru Jul	% Change	Trending	Total
2015	160	206	189	292	171	226	201	189	182	202	195	261	1,445			2,474
2016	181	270	214	156	174	244	217	-	-	-	-	-	1,456	0.8%	▲	1,456

		Jan	Feb	Mar	Apr	May	Jun	Jul	Aug	Sep	Oct	Nov	Dec	Thru Jul	% Change	Trending	Total
Administrative Law	2015	-	-	-	2	-	1	-	-	-	-	-	-	3			3
	2016	-	-	-	-	1	-	1	-	-	-	-	-	2	-33.3%	▼	2
Capital Murder	2015	-	8	-	-	-	-	-	-	-	-	-	-	8			8
	2016	1	5	6	8	2	4	2	4	4	2	3	2	28			43
Contested Divorce	2015	3	7	3	4	6	7	7	-	-	-	-	-	37	32.1%	▲	37
	2016	6	3	18	10	14	9	12	12	6	3	5	7	72			105
Domestic and Family - Level 1	2015	6	11	6	4	4	3	7	-	-	-	-	-	41	-43.1%	▼	41
	2016	4	2	3	8	3	6	1	3	2	1	5	1	27			39
Domestic and Family - Level 2	2015	3	1	2	1	1	1	1	-	-	-	-	-	10	-63.0%	▼	10
	2016	-	-	-	-	-	-	1	-	-	1	-	-	1			2
General Civil - Level 1	2015	-	-	-	-	-	1	-	-	-	-	-	-	1	0.0%	↔	1
	2016	6	11	9	8	12	5	14	12	5	9	4	7	65			102
General Civil - Level 2	2015	7	7	16	6	7	8	10	-	-	-	-	-	61	-6.2%	▼	61
	2016	2	4	9	7	4	6	8	3	7	11	8	3	40			72
General Civil - Level 3	2015	3	3	6	3	6	4	6	-	-	-	-	-	31	-22.5%	▼	31
	2016	76	73	74	56	76	81	76	77	66	86	78	155	512			974
Miscellaneous	2015	120	147	116	68	83	81	100	-	-	-	-	-	715	39.6%	▲	715
	2016	4	33	18	38	11	40	13	30	18	21	24	27	157			277
Misdemeanor	2015	1	11	11	10	6	33	13	-	-	-	-	-	85	-45.9%	▼	85
	2016	47	59	35	139	34	55	53	37	56	52	53	47	422			667
Non-Capital Felonies and Related Matters	2015	30	59	32	43	46	90	53	-	-	-	-	-	353	-16.4%	▼	353
	2016	1	-	1	1	-	4	3	-	-	-	3	2	10			15
Other	2015	-	1	1	-	3	4	4	-	-	-	-	-	13	30.0%	▲	13
	2016	3	3	1	3	2	3	4	6	8	6	2	3	19			44
Other Criminally Related Matters	2015	2	3	4	4	3	3	2	-	-	-	-	-	21	10.5%	▲	21
	2016	-	-	-	-	-	-	1	-	-	-	1	-	1	0.0%	↔	1
Probates/Wills and Trusts - Level 1	2015	-	-	-	1	2	-	2	-	1	1	2	-	5			9
	2016	-	1	2	-	1	-	-	-	-	-	-	-	4	-20.0%	▼	4
Probates/Wills and Trusts - Level 2	2015	10	13	15	11	11	12	11	5	9	9	7	7	83			120
	2016	6	11	15	13	7	9	12	-	-	-	-	-	73	-12.0%	▼	73
Uncontested Divorce	2015																
	2016																

Court: Fluvanna Circuit

Start/End Date: Jan-15 / Jul-16

2015 Average Month: 98

Jan-Jul 2015: 604

Filings Trending: ▲

Circuit/Court ID: 16

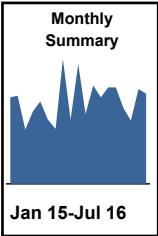
216065

Type of Case: Filings

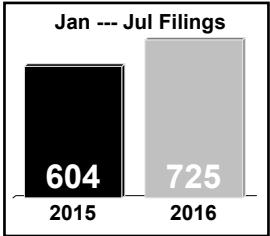
2016 Average Month:104

Jan-Jul 2016 : 725

Overall AVG. Month: 100



Totals		
	2015	2016
Civil	314	157
Criminal	385	236
Other	478	332
Total	1,177	725



Jan --- Jul Filings				
	2015	2016	% Change	Trending
Civil	175	157	-10.3%	▼
Criminal	194	236	21.6%	▲
Other	235	332	41.3%	▲
Total	604	725	20.0%	▲

	Jan	Feb	Mar	Apr	May	Jun	Jul	Aug	Sep	Oct	Nov	Dec	Thru Jul	% Change	Trending	Total
2015	104	106	65	87	99	77	66	150	77	144	84	118	604			1,177
2016	104	116	116	91	76	114	108	-	-	-	-	-	725	20.0%	▲	725

		Jan	Feb	Mar	Apr	May	Jun	Jul	Aug	Sep	Oct	Nov	Dec	Thru Jul	% Change	Trending	Total
Administrative Law	2015	-	-	2	-	-	-	-	-	-	-	-	-	2			2
	2016	1	-	-	-	-	-	-	-	-	-	-	-	1	-50.0%	▼	1
Contested Divorce	2015	1	1	3	-	2	-	2	1	1	1	1	2	9			15
	2016	1	5	4	1	2	3	1	-	-	-	-	-	17	88.9%	▲	17
Domestic and Family - Level 1	2015	4	5	-	4	2	8	2	-	3	4	9	-	25			41
	2016	1	3	-	1	1	3	4	-	-	-	-	-	13	-48.0%	▼	13
Domestic and Family - Level 2	2015	-	-	1	5	2	1	-	2	2	1	2	-	9			16
	2016	2	1	1	1	1	2	2	-	-	-	-	-	10	11.1%	▲	10
General Civil - Level 1	2015	-	-	-	-	-	-	-	-	-	-	-	2	0			2
	2016	-	-	-	-	-	1	-	-	-	-	-	-	1	0.0%	↔	1
General Civil - Level 2	2015	3	3	1	3	3	2	3	3	5	7	4	5	18			42
	2016	-	3	3	1	-	5	2	-	-	-	-	-	14	-22.2%	▼	14
General Civil - Level 3	2015	1	1	2	3	6	1	-	2	1	4	1	2	14			24
	2016	1	-	1	4	-	3	1	-	-	-	-	-	10	-28.6%	▼	10
Miscellaneous	2015	40	44	42	34	52	33	43	60	50	51	42	85	288			576
	2016	80	67	49	42	46	51	56	-	-	-	-	-	391	35.8%	▲	391
Misdemeanor	2015	18	14	1	14	10	11	4	9	6	25	2	7	72			121
	2016	4	9	6	7	12	12	14	-	-	-	-	-	64	-11.1%	▼	64
Non-Capital Felonies and Related Matters	2015	21	30	2	9	16	14	6	54	4	44	14	8	98			222
	2016	9	23	48	30	9	24	13	-	-	-	-	-	156	59.2%	▲	156
Other	2015	-	1	1	-	-	1	-	-	-	-	-	-	3			3
Other Criminally Related Matters	2015	10	3	2	4	1	1	3	11	1	1	5	-	24			42
	2016	2	2	-	2	-	2	9	-	-	-	-	-	17	-29.2%	▼	17
Probates/Wills and Trusts - Lev	2016	-	-	1	-	-	1	-	-	-	-	-	-	2			2
Probates/Wills and Trusts - Level 2	2015	-	1	1	-	-	-	-	-	2	1	-	-	2			5
	2016	-	-	1	-	-	-	-	-	-	-	-	-	1	-50.0%	▼	1
Protective Orders	2015	-	-	-	-	-	1	-	-	-	-	-	-	1			1
Uncontested Divorce	2015	6	3	7	11	5	4	3	8	2	5	4	7	39			65
	2016	3	3	2	2	5	7	6	-	-	-	-	-	28	-28.2%	▼	28



Court: Goochland Circuit

Start/End Date: Jan-15 / Jul-16

2015 Average Month: 88

Jan-Jul 2015: 582

Filings Trending: ▲

Circuit/Court ID: 16

216075


Type of Case: Filings

2016 Average Month:95

Jan-Jul 2016 : 666

Overall AVG. Month: 91

Monthly Summary

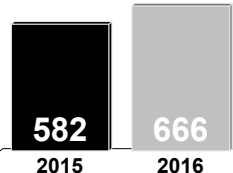


Jan 15-Jul 16

Totals

	2015	2016
Civil	250	160
Criminal	260	165
Other	545	341
Total	1,055	666

Jan --- Jul Filings



582 2015 666 2016

Jan --- Jul Filings

	2015	2016	% Change	Trending
Civil	146	160	9.6%	▲
Criminal	156	165	5.8%	▲
Other	280	341	21.8%	▲
Total	582	666	14.4%	▲

	Jan	Feb	Mar	Apr	May	Jun	Jul	Aug	Sep	Oct	Nov	Dec	Thru Jul	% Change	Trending	Total
2015	75	89	95	89	70	78	86	92	63	101	67	150	582			1,055
2016	120	93	94	94	81	90	94	-	-	-	-	-	666	14.4%	▲	666

		Jan	Feb	Mar	Apr	May	Jun	Jul	Aug	Sep	Oct	Nov	Dec	Thru Jul	% Change	Trending	Total
Administrative Law	2015	-	1	-	1	-	-	-	-	-	-	-	-	2			2
Contested Divorce	2015	-	2	1	2	3	4	2	-	1	3	-	1	14			19
	2016	2	3	1	3	1	4	4	-	-	-	-	-	18	28.6%	▲	18
Domestic and Family - Level 1	2015	4	1	-	3	2	-	-	1	1	3	2	1	10			18
	2016	2	1	-	-	-	1	-	-	-	-	-	-	4	-60.0%	▼	4
Domestic and Family - Level 2	2015	-	2	1	1	1	-	2	1	1	1	-	-	7			10
	2016	2	1	-	1	1	-	1	-	-	-	-	-	6	-14.3%	▼	6
General Civil - Level 1	2015	1	-	-	-	-	-	1	-	-	-	-	-	2			2
	2016	-	-	1	-	-	-	-	-	-	-	-	-	1	-50.0%	▼	1
General Civil - Level 2	2015	6	2	10	1	-	3	5	5	8	3	2	1	27			46
	2016	3	6	6	1	5	2	2	-	-	-	-	-	25	-7.4%	▼	25
General Civil - Level 3	2015	3	3	3	3	2	1	3	2	1	10	2	4	18			37
	2016	6	5	7	6	4	4	3	-	-	-	-	-	35	94.4%	▲	35
Miscellaneous	2015	43	50	48	49	40	40	42	45	38	55	40	121	312			611
	2016	70	63	50	45	41	44	59	-	-	-	-	-	372	19.2%	▲	372
Misdemeanor	2015	10	9	15	7	6	13	14	5	1	6	9	13	74			108
	2016	9	4	8	10	13	7	9	-	-	-	-	-	60	-18.9%	▼	60
Non-Capital Felonies and Related Matters	2015	6	5	7	17	8	5	9	22	3	10	10	7	57			109
	2016	17	6	8	19	8	20	3	-	-	-	-	-	81	42.1%	▲	81
Other	2015	-	1	1	-	1	1	1	1	1	1	1	-	5			9
	2016	1	-	3	2	1	2	3	-	-	-	-	-	12	140.0%	▲	12
Other Criminally Related Matters	2015	1	7	3	2	5	2	5	7	4	4	1	2	25			43
	2016	5	1	2	5	4	3	5	-	-	-	-	-	25	0.0%	↔	25
Probates/Wills and Trusts - Lev	2015	-	1	-	-	-	-	-	-	-	-	-	-	1			1
Probates/Wills and Trusts - Level 2	2015	1	-	1	1	-	1	-	-	-	-	-	-	4			4
	2016	-	-	1	-	1	-	-	-	-	-	-	-	2	-50.0%	▼	2
Uncontested Divorce	2015	-	5	5	2	2	8	2	3	4	5	-	-	24			36
	2016	3	3	7	2	2	3	5	-	-	-	-	-	25	4.2%	▲	25

Court: Greene Circuit

Start/End Date: Jan-15 / Jul-16

2015 Average Month: 88

Jan-Jul 2015: 586

Filings Trending: ▲

Circuit/Court ID: 16

216079


Type of Case: Filings

2016 Average Month:92

Jan-Jul 2016 : 647

Overall AVG. Month: 90

Monthly Summary



Jan 15-Jul 16

Totals

	2015	2016
Civil	210	117
Criminal	282	201
Other	564	329
Total	1,056	647

Jan --- Jul Filings

586

2015

647

2016

Jan --- Jul Filings

	2015	2016	% Change	Trending
Civil	137	117	-14.6%	▼
Criminal	169	201	18.9%	▲
Other	280	329	17.5%	▲
Total	586	647	10.4%	▲

	Jan	Feb	Mar	Apr	May	Jun	Jul	Aug	Sep	Oct	Nov	Dec	Thru Jul	% Change	Trending	Total
2015	84	86	93	78	81	97	67	74	67	85	87	157	586			1,056
2016	93	136	100	76	73	98	71	-	-	-	-	-	647	10.4%	▲	647

		Jan	Feb	Mar	Apr	May	Jun	Jul	Aug	Sep	Oct	Nov	Dec	Thru Jul	% Change	Trending	Total
Administrative Law	2016	-	-	-	-	-	1	-	-	-	-	-	-	1			1
Contested Divorce	2015	-	1	2	1	-	1	2	1	-	1	1	-	7			10
	2016	-	1	2	1	1	-	-	-	-	-	-	-	5	-28.6%	▼	5
Domestic and Family - Level 1	2015	2	-	1	-	5	2	1	1	4	-	-	1	11			17
	2016	2	1	-	-	4	3	3	-	-	-	-	-	13	18.2%	▲	13
Domestic and Family - Level 2	2015	1	-	2	-	-	-	1	-	-	1	-	-	4			5
	2016	-	1	-	-	1	-	1	-	-	-	-	-	3	-25.0%	▼	3
General Civil - Level 1	2015	-	1	-	-	-	-	-	-	-	-	-	-	1			1
General Civil - Level 2	2015	5	2	4	1	-	5	1	1	2	3	1	2	18			27
	2016	1	4	2	1	3	3	-	-	-	-	-	-	14	-22.2%	▼	14
General Civil - Level 3	2015	-	2	2	1	8	3	-	1	2	-	1	2	16			22
	2016	2	1	2	4	1	1	-	-	-	-	-	-	11	-31.3%	▼	11
Miscellaneous	2015	43	44	41	43	42	57	37	50	44	51	46	121	307			619
	2016	52	80	62	32	32	42	44	-	-	-	-	-	344	12.1%	▲	344
Misdemeanor	2015	5	6	4	4	1	5	2	8	2	11	1	9	27			58
	2016	3	5	8	10	2	6	6	-	-	-	-	-	40	48.1%	▲	40
Non-Capital Felonies and Related Matters	2015	15	21	25	26	13	20	18	6	6	14	30	17	138			211
	2016	26	29	19	22	17	29	11	-	-	-	-	-	153	10.9%	▲	153
Other	2015	8	5	1	-	3	1	2	-	4	-	-	-	20			24
	2016	2	8	3	4	2	7	2	-	-	-	-	-	28	40.0%	▲	28
Other Criminally Related Matters	2015	1	-	-	-	1	-	2	2	1	2	1	4	4			14
	2016	1	2	-	-	1	3	2	-	-	-	-	-	9	125.0%	▲	9
Probates/Wills and Trusts - Level 2	2015	-	-	3	-	-	2	-	2	2	-	-	-	5			9
	2016	-	1	-	-	-	1	-	-	-	-	-	-	2	-60.0%	▼	2
Uncontested Divorce	2015	4	4	8	2	8	1	1	2	-	2	6	1	28			39
	2016	4	3	2	2	9	2	2	-	-	-	-	-	24	-14.3%	▼	24

Court: Louisa Circuit

Start/End Date: Jan-15 / Jul-16

2015 Average Month: 181

Jan-Jul 2015: 1,156

Filings Trending: ▲

Circuit/Court ID: 16

216109


Type of Case: Filings

2016 Average Month:184

Jan-Jul 2016 : 1,285

Overall AVG. Month: 182

Monthly Summary



Jan 15-Jul 16

Totals

	2015	2016
Civil	435	225
Criminal	857	405
Other	882	655
Total	2,174	1,285

Jan --- Jul Filings

1,156

2015

1,285

2016

Jan --- Jul Filings

	2015	2016	% Change	Trending
Civil	231	225	-2.6%	▼
Criminal	487	405	-16.8%	▼
Other	438	655	49.5%	▲
Total	1,156	1,285	11.2%	▲

	Jan	Feb	Mar	Apr	May	Jun	Jul	Aug	Sep	Oct	Nov	Dec	Thru Jul	% Change	Trending	Total
2015	178	184	159	179	145	155	156	143	254	127	186	308	1,156			2,174
2016	257	191	212	163	163	134	165	-	-	-	-	-	1,285	11.2%	▲	1,285

		Jan	Feb	Mar	Apr	May	Jun	Jul	Aug	Sep	Oct	Nov	Dec	Thru Jul	% Change	Trending	Total
Administrative Law	2015	1	-	1	-	1	-	2	-	-	-	-	1	5			6
	2016	-	-	2	-	-	-	-	-	-	-	-	-	2	-60.0%	▼	2
Contested Divorce	2015	1	2	1	4	1	1	2	4	3	4	2	1	12			26
	2016	5	4	4	3	1	1	3	-	-	-	-	-	21	75.0%	▲	21
Domestic and Family - Level 1	2015	-	8	-	3	-	2	1	11	-	3	-	13	14			41
	2016	-	1	-	1	-	2	-	-	-	-	-	-	4	-71.4%	▼	4
Domestic and Family - Level 2	2015	-	4	-	1	-	-	2	1	-	-	3	1	7			12
	2016	-	-	1	-	1	1	2	-	-	-	-	-	5	-28.6%	▼	5
General Civil - Level 1	2015	3	1	-	-	-	1	-	-	-	-	-	-	5			5
	2016	-	1	1	-	-	-	-	-	-	-	-	-	2	-60.0%	▼	2
General Civil - Level 2	2015	7	5	4	6	4	5	7	8	7	7	13	7	38			80
	2016	5	3	5	3	5	2	5	-	-	-	-	-	28	-26.3%	▼	28
General Civil - Level 3	2015	2	1	1	9	5	4	5	2	2	7	4	9	27			51
	2016	6	13	1	-	3	1	12	-	-	-	-	-	36	33.3%	▲	36
Miscellaneous	2015	56	54	73	45	53	49	40	42	61	55	61	129	370			718
	2016	101	101	98	86	69	60	70	-	-	-	-	-	585	58.1%	▲	585
Misdemeanor	2015	25	20	21	17	21	24	27	8	15	15	19	27	155			239
	2016	27	7	28	16	22	21	30	-	-	-	-	-	151	-2.6%	▼	151
Non-Capital Felonies and Related Matters	2015	56	62	22	67	25	35	34	43	151	13	64	8	301			580
	2016	82	28	38	23	28	17	22	-	-	-	-	-	238	-20.9%	▼	238
Other	2015	20	22	21	15	21	24	21	15	6	14	16	102	144			297
	2016	23	17	18	20	25	19	12	-	-	-	-	-	134	-6.9%	▼	134
Other Criminally Related Matters	2015	3	3	5	5	4	5	8	3	3	-	1	1	33			41
	2016	3	-	4	2	1	6	2	-	-	-	-	-	18	-45.5%	▼	18
Probates/Wills and Trusts - Lev	2015	-	1	-	-	-	-	-	-	-	1	-	-	1			2
Probates/Wills and Trusts - Level 2	2015	1	-	-	2	3	-	-	-	-	-	-	1	6			7
	2016	1	2	-	-	2	2	-	-	-	-	-	-	7	16.7%	▲	7
Uncontested Divorce	2015	3	1	10	5	7	5	7	6	6	8	3	8	38			69
	2016	4	14	12	9	6	2	7	-	-	-	-	-	54	42.1%	▲	54

Court: Madison Circuit

Start/End Date: Jan-15 / Jul-16

2015 Average Month: 62

Jan-Jul 2015: 397

Filings Trending: ▲

Circuit/Court ID: 16

216113


Type of Case: Filings

2016 Average Month:69

Jan-Jul 2016 : 484

Overall AVG. Month: 65

Monthly Summary



Jan 15-Jul 16

Totals

	2015	2016
Civil	165	81
Criminal	181	110
Other	399	293
Total	745	484

Jan --- Jul Filings

397

2015

484

2016

Jan --- Jul Filings

	2015	2016	% Change	Trending
Civil	90	81	-10.0%	▼
Criminal	94	110	17.0%	▲
Other	213	293	37.6%	▲
Total	397	484	21.9%	▲

	Jan	Feb	Mar	Apr	May	Jun	Jul	Aug	Sep	Oct	Nov	Dec	Thru Jul	% Change	Trending	Total
2015	40	70	62	66	40	53	66	55	54	93	34	112	397			745
2016	75	66	75	84	53	54	77	-	-	-	-	-	484	21.9%	▲	484

		Jan	Feb	Mar	Apr	May	Jun	Jul	Aug	Sep	Oct	Nov	Dec	Thru Jul	% Change	Trending	Total
Contested Divorce	2015	-	1	1	2	1	1	2	-	-	1	1	-	8			10
	2016	-	-	-	-	2	3	-	-	-	-	-	-	5	-37.5%	▼	5
Domestic and Family - Level 1	2015	-	2	2	4	-	6	1	3	-	2	-	1	15			21
	2016	-	-	-	2	2	1	-	-	-	-	-	-	5	-66.7%	▼	5
Domestic and Family - Level 2	2015	1	1	3	-	1	-	-	1	-	-	-	-	6			7
	2016	1	-	1	1	1	-	-	-	-	-	-	-	4	-33.3%	▼	4
General Civil - Level 2	2015	-	1	3	3	-	4	3	3	1	-	2	-	14			20
	2016	1	-	1	3	1	2	-	-	-	-	-	-	8	-42.9%	▼	8
General Civil - Level 3	2015	-	1	1	3	6	1	1	-	1	3	1	-	13			18
	2016	1	-	1	-	-	-	1	-	-	-	-	-	3	-76.9%	▼	3
Miscellaneous	2015	26	25	23	23	16	14	31	15	34	35	22	35	158			299
	2016	45	32	43	46	29	20	41	-	-	-	-	-	256	62.0%	▲	256
Misdemeanor	2015	2	10	8	6	3	5	3	10	3	8	1	-	37			59
	2016	4	6	3	6	2	4	9	-	-	-	-	-	34	-8.1%	▼	34
Non-Capital Felonies and Related Matters	2015	2	9	3	12	5	14	5	7	3	30	2	17	50			109
	2016	9	14	10	10	6	13	10	-	-	-	-	-	72	44.0%	▲	72
Other	2015	8	15	16	6	5	7	17	13	9	12	4	56	74			168
	2016	12	12	8	10	6	9	14	-	-	-	-	-	71	-4.1%	▼	71
Other Criminally Related Matters	2015	-	4	-	1	-	1	1	1	3	1	-	1	7			13
	2016	-	1	1	1	-	-	1	-	-	-	-	-	4	-42.9%	▼	4
Probates/Wills and Trusts - Lev	2016	-	-	-	1	-	-	-	-	-	-	-	-	1			1
Probates/Wills and Trusts - Level 2	2015	-	-	-	-	1	-	-	2	-	-	-	-	1			3
	2016	1	-	1	-	1	-	1	-	-	-	-	-	4	300.0%	▲	4
Uncontested Divorce	2015	1	1	2	6	2	-	2	-	-	1	1	2	14			18
	2016	1	1	6	4	3	2	-	-	-	-	-	-	17	21.4%	▲	17

Court: Orange Circuit

Start/End Date: Jan-15 / Jul-16

2015 Average Month: 151

Jan-Jul 2015: 1,028

Filings Trending: ▲

Circuit/Court ID: 16

216137


Type of Case: Filings

2016 Average Month:191

Jan-Jul 2016 : 1,337

Overall AVG. Month: 165

Monthly Summary

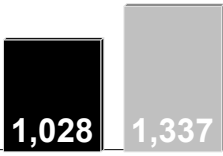


Jan 15-Jul 16

Totals

	2015	2016
Civil	386	204
Criminal	780	585
Other	640	548
Total	1,806	1,337

Jan --- Jul Filings



1,028 2015 1,337 2016

Jan --- Jul Filings

	2015	2016	% Change	Trending
Civil	228	204	-10.5%	▼
Criminal	493	585	18.7%	▲
Other	307	548	78.5%	▲
Total	1,028	1,337	30.1%	▲

	Jan	Feb	Mar	Apr	May	Jun	Jul	Aug	Sep	Oct	Nov	Dec	Thru Jul	% Change	Trending	Total
2015	140	97	211	132	187	101	160	86	178	124	208	182	1,028			1,806
2016	173	197	235	201	183	127	221	-	-	-	-	-	1,337	30.1%	▲	1,337

		Jan	Feb	Mar	Apr	May	Jun	Jul	Aug	Sep	Oct	Nov	Dec	Thru Jul	% Change	Trending	Total
Administrative Law	2015	-	1	-	-	1	-	-	-	-	-	2	-	2			4
Capital Murder	2016	-	-	-	1	-	-	-	-	-	-	-	-	1			1
Contested Divorce	2015	3	3	6	5	4	3	5	4	3	2	3	3	29			44
	2016	4	-	2	-	2	4	1	-	-	-	-	-	13	-55.2%	▼	13
Domestic and Family - Level 1	2015	4	4	1	5	-	1	6	-	4	-	7	1	21			33
	2016	1	6	5	-	1	1	3	-	-	-	-	-	17	-19.0%	▼	17
Domestic and Family - Level 2	2015	2	-	2	4	1	3	2	1	1	-	3	-	14			19
	2016	1	-	-	2	2	3	1	-	-	-	-	-	9	-35.7%	▼	9
General Civil - Level 1	2015	-	-	-	-	-	-	1	1	1	-	1	-	1			4
General Civil - Level 2	2015	5	3	5	4	6	4	8	3	3	5	9	9	35			64
	2016	3	3	2	8	3	5	3	-	-	-	-	-	27	-22.9%	▼	27
General Civil - Level 3	2015	2	5	7	1	3	-	3	3	4	2	1	2	21			33
	2016	6	4	3	-	10	3	1	-	-	-	-	-	27	28.6%	▲	27
Miscellaneous	2015	45	48	60	51	42	61	52	46	61	65	76	119	359			726
	2016	85	124	120	62	64	65	70	-	-	-	-	-	590	64.3%	▲	590
Misdemeanor	2015	13	1	24	12	22	4	22	8	30	3	24	7	98			170
	2016	10	12	14	8	16	5	30	-	-	-	-	-	95	-3.1%	▼	95
Non-Capital Felonies and Related Matters	2015	60	24	96	42	98	12	41	14	57	29	70	23	373			566
	2016	51	37	78	107	75	28	99	-	-	-	-	-	475	27.3%	▲	475
Other	2015	-	2	2	1	1	5	1	2	4	8	3	2	12			31
	2016	2	4	2	4	2	4	5	-	-	-	-	-	23	91.7%	▲	23
Other Criminally Related Matters	2015	-	3	3	-	5	-	12	-	5	4	6	8	23			46
	2016	5	1	1	-	4	3	-	-	-	-	-	-	14	-39.1%	▼	14
Probates/Wills and Trusts - Level 2	2015	-	-	-	1	-	1	-	2	-	1	-	1	2			6
	2016	1	-	1	1	1	1	2	-	-	-	-	-	7	250.0%	▲	7
Uncontested Divorce	2015	6	3	5	6	4	7	7	2	5	5	3	7	38			60
	2016	4	6	7	8	3	5	6	-	-	-	-	-	39	2.6%	▲	39

Court: Charlottesville Circuit

Start/End Date: Jan-15 / Jul-16

2015 Average Month: 126

Jan-Jul 2015: 881

Filings Trending: ↔

Circuit/Court ID: 16

216540


Type of Case: Filings

2016 Average Month:129

Jan-Jul 2016 : 902

Overall AVG. Month: 127

Monthly Summary



Jan 15-Jul 16

Totals

	2015	2016
Civil	414	250
Criminal	915	538
Other	180	114
Total	1,509	902

Jan --- Jul Filings

881

2015

902

2016

Jan --- Jul Filings

	2015	2016	% Change	Trending
Civil	245	250	2.0%	▲
Criminal	541	538	-0.6%	▼
Other	95	114	20.0%	▲
Total	881	902	2.4%	▲

	Jan	Feb	Mar	Apr	May	Jun	Jul	Aug	Sep	Oct	Nov	Dec	Thru Jul	% Change	Trending	Total
2015	114	131	121	137	110	131	137	138	109	134	98	149	881			1,509
2016	105	163	150	113	104	149	118	-	-	-	-	-	902	2.4%	▲	902

		Jan	Feb	Mar	Apr	May	Jun	Jul	Aug	Sep	Oct	Nov	Dec	Thru Jul	% Change	Trending	Total
Administrative Law	2015	-	-	-	1	3	1	1	-	-	1	1	-	6			8
	2016	1	1	-	-	-	1	1	-	-	-	-	-	4	-33.3%	▼	4
Capital Murder	2015	-	-	-	-	-	1	-	-	-	-	-	-	1			1
	2016	1	1	5	2	2	2	2	2	1	-	2	3	15	-26.7%	▼	23
Contested Divorce	2015	-	3	4	1	-	2	1	-	-	-	-	-	11			11
	2016	4	3	2	4	1	6	3	-	2	4	2	5	23	8.7%	▲	25
Domestic and Family - Level 1	2015	4	5	5	1	5	1	4	-	-	-	-	-	25			22
	2016	3	2	1	1	1	2	1	3	2	3	-	3	11	72.7%	▲	19
Domestic and Family - Level 2	2015	1	2	3	3	5	2	3	-	-	-	-	-	19			13
	2016	2	1	-	1	1	1	-	-	-	-	-	-	6	-14.3%	▼	6
General Civil - Level 1	2015	6	15	12	6	8	7	4	5	5	14	5	6	58			93
	2016	2	4	6	4	8	9	6	-	-	-	-	-	39	-32.8%	▼	39
General Civil - Level 2	2015	5	7	5	4	5	4	5	3	5	4	3	3	35			53
	2016	2	5	9	3	5	3	5	-	-	-	-	-	32	-8.6%	▼	32
General Civil - Level 3	2015	26	21	20	20	20	18	28	27	28	18	21	40	153			287
	2016	29	37	34	17	27	32	22	-	-	-	-	-	198	29.4%	▲	198
Miscellaneous	2015	14	22	4	14	16	27	18	20	14	7	18	23	115			197
	2016	19	21	22	22	11	26	21	-	-	-	-	-	142	23.5%	▲	142
Misdemeanor	2015	47	54	64	76	51	52	61	62	45	70	41	56	405			679
	2016	41	76	60	51	34	62	49	-	-	-	-	-	373	-7.9%	▼	373
Non-Capital Felonies and Related Matters	2015	-	-	-	-	-	-	1	-	-	-	-	-	1			1
	2016	2	-	-	2	-	1	-	-	-	-	-	-	5	400.0%	▲	5
Other	2015	3	3	2	1	2	3	6	6	2	6	1	4	20			39
	2016	2	2	4	6	3	4	3	-	-	-	-	-	24	20.0%	▲	24
Other Criminally Related Matters	2015	1	-	-	-	-	-	-	-	-	1	-	-	1			2
	2016	-	1	1	-	-	5	-	1	-	1	2	1	7			12
Probates/Wills and Trusts - Lev	2015	-	-	1	1	1	-	-	-	-	-	-	-	3	-57.1%	▼	3
	2016	3	-	5	6	1	3	5	7	5	2	2	4	23			43
Probates/Wills and Trusts - Level 2	2015	-	6	2	1	4	5	3	-	-	-	-	-	21	-8.7%	▼	21
	2016	-	-	-	-	-	-	-	-	-	-	-	-	-			-
Uncontested Divorce	2015	3	-	5	6	1	3	5	7	5	2	2	4	23			43
	2016	-	6	2	1	4	5	3	-	-	-	-	-	21			21

Court: Arlington Circuit

Start/End Date: Jan-15 / Jul-16

2015 Average Month: 804

Jan-Jul 2015: 5,447

Filings Trending: ▲

Circuit/Court ID: 17

217013


Type of Case: Filings

2016 Average Month:883

Jan-Jul 2016 : 6,184

Overall AVG. Month: 833

Monthly Summary



Jan 15-Jul 16

Totals

	2015	2016
Civil	2,408	1,471
Criminal	4,264	2,731
Other	2,975	1,982
Total	9,647	6,184

Jan --- Jul Filings

5,447

2015

6,184

2016

Jan --- Jul Filings

	2015	2016	% Change	Trending
Civil	1,401	1,471	5.0%	▲
Criminal	2,456	2,731	11.2%	▲
Other	1,590	1,982	24.7%	▲
Total	5,447	6,184	13.5%	▲

	Jan	Feb	Mar	Apr	May	Jun	Jul	Aug	Sep	Oct	Nov	Dec	Thru Jul	% Change	Trending	Total
2015	716	703	837	858	721	814	798	744	707	837	796	1,116	5,447			9,647
2016	843	822	781	877	950	974	937	-	-	-	-	-	6,184	13.5%	▲	6,184

		Jan	Feb	Mar	Apr	May	Jun	Jul	Aug	Sep	Oct	Nov	Dec	Thru Jul	% Change	Trending	Total
Administrative Law	2015	1	-	2	-	-	2	1	1	-	1	2	-	6			10
	2016	-	4	2	2	3	-	2	-	-	-	-	-	13	116.7%	▲	13
Contested Divorce	2015	14	8	18	30	13	24	20	16	21	18	18	21	127			221
	2016	14	20	19	19	21	16	13	-	-	-	-	-	122	-3.9%	▼	122
Domestic and Family - Level 1	2015	8	11	7	10	6	4	7	22	15	3	9	15	53			117
	2016	16	2	13	10	10	10	8	-	-	-	-	-	69	30.2%	▲	69
Domestic and Family - Level 2	2015	6	9	7	9	5	10	2	7	5	7	12	10	48			89
	2016	4	9	5	4	7	4	8	-	-	-	-	-	41	-14.6%	▼	41
General Civil - Level 1	2015	1	2	5	2	2	2	2	-	4	2	-	3	16			25
	2016	3	3	2	4	3	3	2	-	-	-	-	-	20	25.0%	▲	20
General Civil - Level 2	2015	39	23	37	34	43	41	38	38	35	36	36	41	255			441
	2016	28	58	43	31	41	57	44	-	-	-	-	-	302	18.4%	▲	302
General Civil - Level 3	2015	8	9	17	7	14	9	12	12	8	15	9	8	76			128
	2016	4	9	14	12	3	13	10	-	-	-	-	-	65	-14.5%	▼	65
Miscellaneous	2015	160	148	130	161	131	142	163	159	148	151	178	274	1,035			1,945
	2016	181	183	176	144	153	177	207	-	-	-	-	-	1,221	18.0%	▲	1,221
Misdemeanor	2015	45	51	71	60	56	53	40	43	38	56	71	70	376			654
	2016	59	63	58	69	77	95	69	-	-	-	-	-	490	30.3%	▲	490
Non-Capital Felonies and Related Matters	2015	187	193	238	297	220	253	257	242	217	282	223	277	1,645			2,886
	2016	163	254	186	278	339	329	309	-	-	-	-	-	1,858	12.9%	▲	1,858
Other	2015	124	174	150	155	128	190	178	108	146	144	153	296	1,099			1,946
	2016	300	125	151	220	202	172	177	-	-	-	-	-	1,347	22.6%	▲	1,347
Other Criminally Related Matters	2015	86	49	114	43	66	47	40	59	37	78	50	72	445			741
	2016	41	63	70	56	51	55	50	-	-	-	-	-	386	-13.3%	▼	386
Probates/Wills and Trusts - Level 1	2015	-	1	2	2	6	2	4	2	2	1	1	1	17			24
	2016	4	1	4	3	2	1	1	-	-	-	-	-	16	-5.9%	▼	16
Probates/Wills and Trusts - Level 2	2015	8	5	11	13	9	7	5	8	7	9	8	9	58			99
	2016	8	12	13	8	10	8	9	-	-	-	-	-	68	17.2%	▲	68
Uncontested Divorce	2015	29	20	28	35	22	28	29	27	24	34	26	19	191			321
	2016	18	16	25	17	28	34	28	-	-	-	-	-	166	-13.1%	▼	166



Court: Fauquier Circuit

Start/End Date: Jan-15 / Jul-16

2015 Average Month: 298

Jan-Jul 2015: 1,954

Filings Trending: ▲

Circuit/Court ID: 20

220061


Type of Case: Filings

2016 Average Month:331

Jan-Jul 2016 : 2,320

Overall AVG. Month: 310

Monthly Summary

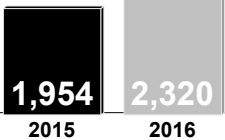


Jan 15-Jul 16

Totals

	2015	2016
Civil	791	511
Criminal	959	690
Other	1,826	1,119
Total	3,576	2,320

Jan --- Jul Filings



20152016

Jan --- Jul Filings

	2015	2016	% Change	Trending
Civil	465	511	9.9%	▲
Criminal	595	690	16.0%	▲
Other	894	1,119	25.2%	▲
Total	1,954	2,320	18.7%	▲

	Jan	Feb	Mar	Apr	May	Jun	Jul	Aug	Sep	Oct	Nov	Dec	Thru Jul	% Change	Trending	Total
2015	266	290	317	269	295	250	267	238	229	245	326	584	1,954			3,576
2016	405	353	384	282	306	263	327	-	-	-	-	-	2,320	18.7%	▲	2,320

		Jan	Feb	Mar	Apr	May	Jun	Jul	Aug	Sep	Oct	Nov	Dec	Thru Jul	% Change	Trending	Total
Administrative Law	2015	-	-	-	-	-	-	-	2	-	-	-	1	0			3
	2016	-	1	-	-	-	-	-	-	-	-	-	-	1	0.0%	↔	1
Contested Divorce	2015	5	7	3	4	5	7	2	3	8	4	4	4	33			56
	2016	4	10	6	5	3	5	7	-	-	-	-	-	40	21.2%	▲	40
Domestic and Family - Level 1	2015	3	3	-	-	5	7	8	1	2	6	4	-	26			39
	2016	3	3	3	3	2	2	5	-	-	-	-	-	21	-19.2%	▼	21
Domestic and Family - Level 2	2015	1	3	5	3	4	2	3	3	2	-	2	4	21			32
	2016	1	6	3	2	7	-	2	-	-	-	-	-	21	0.0%	↔	21
General Civil - Level 1	2015	1	-	2	2	1	1	-	1	-	-	-	1	7			9
	2016	1	1	3	-	1	-	1	-	-	-	-	-	7	0.0%	↔	7
General Civil - Level 2	2015	7	15	20	11	14	14	12	11	11	11	8	10	93			144
	2016	13	12	11	15	18	9	10	-	-	-	-	-	88	-5.4%	▼	88
General Civil - Level 3	2015	1	3	1	7	6	2	3	4	1	5	7	7	23			47
	2016	1	5	6	4	5	5	3	-	-	-	-	-	29	26.1%	▲	29
Miscellaneous	2015	104	127	129	109	106	110	106	115	102	100	137	253	791			1,498
	2016	209	210	176	125	106	101	137	-	-	-	-	-	1,064	34.5%	▲	1,064
Misdemeanor	2015	14	22	17	14	33	17	19	13	12	23	33	25	136			242
	2016	21	18	39	18	29	26	38	-	-	-	-	-	189	39.0%	▲	189
Non-Capital Felonies and Related Matters	2015	90	53	80	65	67	24	52	39	38	46	81	32	431			667
	2016	101	54	87	43	80	31	70	-	-	-	-	-	466	8.1%	▲	466
Other	2015	25	38	39	41	35	54	40	32	40	32	28	229	272			633
	2016	37	19	26	36	33	62	33	-	-	-	-	-	246	-9.6%	▼	246
Other Criminally Related Matters	2015	7	1	4	2	5	4	5	3	2	6	9	3	28			51
	2016	4	3	5	5	8	6	6	-	-	-	-	-	37	32.1%	▲	37
Probates/Wills and Trusts - Level 1	2015	-	-	1	1	-	-	-	-	-	-	-	-	2			2
	2016	-	-	-	-	-	-	1	-	-	-	-	-	1	-50.0%	▼	1
Probates/Wills and Trusts - Level 2	2015	2	4	-	5	1	2	1	-	-	2	-	-	15			17
	2016	1	2	1	2	-	5	-	-	-	-	-	-	11	-26.7%	▼	11
Protective Orders	2015	1	1	1	-	-	1	2	1	1	1	1	-	6			10
	2016	-	2	2	3	-	2	3	-	-	-	-	-	12	100.0%	▲	12
Uncontested Divorce	2015	5	13	15	5	13	5	14	10	10	9	12	15	70			126
	2016	9	7	16	21	14	9	11	-	-	-	-	-	87	24.3%	▲	87

Court: Loudoun Circuit

Start/End Date: Jan-15 / Jul-16

2015 Average Month: 879

Jan-Jul 2015: 5,837

Filings Trending: ▲

Circuit/Court ID: 20

220107


Type of Case: Filings

2016 Average Month:883

Jan-Jul 2016 : 6,178

Overall AVG. Month: 880

Monthly Summary



Jan 15-Jul 16

Totals

	2015	2016
Civil	4,425	2,579
Criminal	2,541	1,356
Other	3,577	2,243
Total	10,543	6,178

Jan --- Jul Filings

5,837

2015

6,178

2016

Jan --- Jul Filings

	2015	2016	% Change	Trending
Civil	2,606	2,579	-1.0%	▼
Criminal	1,447	1,356	-6.3%	▼
Other	1,784	2,243	25.7%	▲
Total	5,837	6,178	5.8%	▲

	Jan	Feb	Mar	Apr	May	Jun	Jul	Aug	Sep	Oct	Nov	Dec	Thru Jul	% Change	Trending	Total
2015	785	748	797	883	816	880	928	859	863	841	900	1,243	5,837			10,543
2016	932	902	1,007	824	818	926	769	-	-	-	-	-	6,178	5.8%	▲	6,178

		Jan	Feb	Mar	Apr	May	Jun	Jul	Aug	Sep	Oct	Nov	Dec	Thru Jul	% Change	Trending	Total
Administrative Law	2015	8	3	4	1	1	5	6	5	-	2	3	1	28			39
	2016	1	-	2	2	1	-	3	-	-	-	-	-	9	-67.9%	▼	9
Capital Murder	2015	-	5	-	-	-	-	-	-	-	-	-	-	5			5
	2016	17	18	23	23	21	12	35	22	17	24	27	18	149			257
Contested Divorce	2015	23	20	19	25	20	21	11	-	-	-	-	-	139	-6.7%	▼	139
	2016	32	24	27	20	30	19	22	8	33	18	20	43	174			296
Domestic and Family - Level 1	2015	13	17	17	14	8	16	21	-	-	-	-	-	106	-39.1%	▼	106
	2016	13	8	15	15	15	13	11	12	7	16	11	9	90			145
Domestic and Family - Level 2	2015	8	9	12	9	8	11	10	-	-	-	-	-	67	-25.6%	▼	67
	2016	-	3	-	4	4	1	1	4	2	1	1	3	13			24
General Civil - Level 1	2015	2	-	6	-	1	2	2	-	-	-	-	-	13	0.0%	↔	13
	2016	22	46	46	56	54	48	53	43	42	45	49	38	325			542
General Civil - Level 2	2015	36	47	41	47	58	47	52	-	-	-	-	-	328	0.9%	▲	328
	2016	24	18	30	28	32	33	29	21	31	30	18	32	194			326
General Civil - Level 3	2015	29	48	51	39	39	52	14	-	-	-	-	-	272	40.2%	▲	272
	2016	394	379	372	404	362	405	433	414	411	402	502	839	2,749			5,317
Miscellaneous	2015	571	512	519	449	429	504	418	-	-	-	-	-	3,402	23.8%	▲	3,402
	2016	39	40	37	55	36	42	45	44	45	52	40	45	294			520
Misdemeanor	2015	31	36	60	47	23	36	22	-	-	-	-	-	255	-13.3%	▼	255
	2016	119	101	111	132	121	154	155	121	140	134	136	131	893			1,555
Non-Capital Felonies and Related Matters	2015	105	100	163	78	131	120	87	-	-	-	-	-	784	-12.2%	▼	784
	2016	23	9	39	25	22	42	17	37	-	1	1	1	177			217
Other	2015	5	1	2	3	2	-	2	-	-	-	-	-	15	-91.5%	▼	15
	2016	29	34	31	43	50	32	41	53	55	51	21	26	260			466
Other Criminally Related Matters	2015	48	48	55	43	26	41	57	-	-	-	-	-	318	22.3%	▲	318
	2016	-	-	-	-	1	-	1	-	2	-	2	1	2			7
Probates/Wills and Trusts - Level 1	2015	-	-	2	1	1	1	-	-	-	-	-	-	5	150.0%	▲	5
	2016	8	8	7	13	5	13	9	11	6	7	9	1	63			97
Probates/Wills and Trusts - Level 2	2015	8	6	8	7	11	9	7	-	-	-	-	-	56	-11.1%	▼	56
	2016	57	52	55	64	62	61	70	64	72	58	60	55	421			730
Uncontested Divorce	2015	52	58	50	60	60	66	63	-	-	-	-	-	409	-2.9%	▼	409
	2016																

Court: Rappahannock Circuit

Start/End Date: Jan-15 / Jul-16

2015 Average Month: 36

Jan-Jul 2015: 248

Filings Trending: ▲

Circuit/Court ID: 20

220157


Type of Case: Filings

2016 Average Month:39

Jan-Jul 2016 : 273

Overall AVG. Month: 37

Monthly Summary

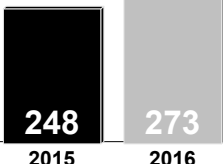


Jan 15-Jul 16

Totals

	2015	2016
Civil	95	69
Criminal	93	67
Other	248	137
Total	436	273

Jan --- Jul Filings



2015: 248, 2016: 273

Jan --- Jul Filings

	2015	2016	% Change	Trending
Civil	52	69	32.7%	▲
Criminal	72	67	-6.9%	▼
Other	124	137	10.5%	▲
Total	248	273	10.1%	▲

	Jan	Feb	Mar	Apr	May	Jun	Jul	Aug	Sep	Oct	Nov	Dec	Thru Jul	% Change	Trending	Total
2015	31	29	45	29	38	37	39	24	39	37	28	60	248			436
2016	43	45	41	59	34	26	25	-	-	-	-	-	273	10.1%	▲	273

		Jan	Feb	Mar	Apr	May	Jun	Jul	Aug	Sep	Oct	Nov	Dec	Thru Jul	% Change	Trending	Total
Contested Divorce	2015	1	1	-	-	1	-	-	1	1	-	-	-	3			5
	2016	1	-	1	1	2	1	-	-	-	-	-	-	6	100.0%	▲	6
Domestic and Family - Level 1	2015	-	-	-	1	-	-	-	4	-	-	2	-	1			7
	2016	-	-	-	1	-	2	-	-	-	-	-	-	3	200.0%	▲	3
Domestic and Family - Level 2	2015	-	-	-	-	3	1	-	-	-	-	-	-	4			4
	2016	-	-	4	1	2	1	-	-	-	-	-	-	8	100.0%	▲	8
General Civil - Level 2	2015	-	-	6	2	-	2	-	1	3	-	1	4	10			19
	2016	-	3	2	-	-	2	-	-	-	-	-	-	7	-30.0%	▼	7
General Civil - Level 3	2015	2	-	-	2	1	1	-	-	2	2	-	3	6			13
	2016	-	1	3	1	-	2	1	-	-	-	-	-	8	33.3%	▲	8
Miscellaneous	2015	9	13	14	10	10	14	13	12	15	21	13	31	83			175
	2016	24	30	16	10	16	7	16	-	-	-	-	-	119	43.4%	▲	119
Misdemeanor	2015	4	2	2	2	-	3	7	-	3	3	2	1	20			29
	2016	2	3	1	4	3	-	3	-	-	-	-	-	16	-20.0%	▼	16
Non-Capital Felonies and Related Matters	2015	8	2	11	5	12	-	10	1	2	3	5	1	48			60
	2016	9	1	2	33	2	1	2	-	-	-	-	-	50	4.2%	▲	50
Other	2015	6	7	10	5	7	11	7	5	10	7	5	18	53			98
	2016	6	5	10	7	8	10	1	-	-	-	-	-	47	-11.3%	▼	47
Other Criminally Related Matters	2015	-	-	1	-	1	-	2	-	-	-	-	-	4			4
	2016	-	-	-	-	1	-	-	-	-	-	-	-	1	-75.0%	▼	1
Probates/Wills and Trusts - Lev	2015	1	-	-	1	-	1	-	-	-	-	-	-	3			3
Uncontested Divorce	2015	-	4	1	1	3	4	-	-	3	1	-	2	13			19
	2016	1	2	2	1	-	-	2	-	-	-	-	-	8	-38.5%	▼	8

Court: Henry Circuit

Start/End Date: Jan-15 / Jul-16

2015 Average Month: 308

Jan-Jul 2015: 2,245

Filings Trending: ▲

Circuit/Court ID: 21

221089


Type of Case: Filings

2016 Average Month:403

Jan-Jul 2016 : 2,819

Overall AVG. Month: 343

Monthly Summary



Jan 15-Jul 16

Totals

	2015	2016
Civil	748	466
Criminal	1,701	1,248
Other	1,248	1,105
Total	3,697	2,819

Jan --- Jul Filings

2,245

2015

2,819

2016

Jan --- Jul Filings

	2015	2016	% Change	Trending
Civil	465	466	-	↔
Criminal	997	1,248	25.2%	▲
Other	783	1,105	41.1%	▲
Total	2,245	2,819	25.6%	▲

	Jan	Feb	Mar	Apr	May	Jun	Jul	Aug	Sep	Oct	Nov	Dec	Thru Jul	% Change	Trending	Total
2015	364	294	408	320	291	287	281	239	327	307	305	274	2,245			3,697
2016	411	502	553	379	346	218	410	-	-	-	-	-	2,819	25.6%	▲	2,819

		Jan	Feb	Mar	Apr	May	Jun	Jul	Aug	Sep	Oct	Nov	Dec	Thru Jul	% Change	Trending	Total
Administrative Law	2015	-	-	-	1	-	-	-	-	-	-	-	-	1			1
Contested Divorce	2015	7	12	9	9	12	9	6	5	9	3	5	8	64			94
	2016	3	11	9	10	9	8	3	-	-	-	-	-	53	-17.2%	▼	53
Domestic and Family - Level 1	2015	2	6	5	1	1	4	6	4	4	1	7	-	25			41
	2016	3	9	2	4	6	3	1	-	-	-	-	-	28	12.0%	▲	28
Domestic and Family - Level 2	2015	1	3	1	-	1	3	1	1	2	-	2	-	10			15
	2016	3	4	-	1	2	-	4	-	-	-	-	-	14	40.0%	▲	14
General Civil - Level 1	2015	-	-	1	1	2	-	-	-	-	-	1	1	4			6
General Civil - Level 2	2015	9	4	6	9	8	1	3	7	5	17	6	11	40			86
	2016	7	7	4	4	6	8	4	-	-	-	-	-	40	0.0%	↔	40
General Civil - Level 3	2015	1	7	9	5	8	1	3	5	5	7	2	2	34			55
	2016	9	16	5	7	3	4	5	-	-	-	-	-	49	44.1%	▲	49
Miscellaneous	2015	125	114	90	115	64	61	83	41	124	88	73	97	652			1,075
	2016	189	200	157	204	106	67	167	-	-	-	-	-	1,090	67.2%	▲	1,090
Misdemeanor	2015	46	18	65	38	34	39	32	47	35	43	53	53	272			503
	2016	42	75	48	30	54	33	29	-	-	-	-	-	311	14.3%	▲	311
Non-Capital Felonies and Related Matters	2015	147	58	138	105	114	42	75	90	85	71	118	69	679			1,112
	2016	122	115	275	62	113	50	136	-	-	-	-	-	873	28.6%	▲	873
Other	2015	14	37	41	17	25	103	36	12	38	45	12	15	273			395
	2016	17	38	28	17	20	18	32	-	-	-	-	-	170	-37.7%	▼	170
Other Criminally Related Matters	2015	2	7	16	1	8	7	5	8	6	13	13	4	46			90
	2016	6	8	9	11	13	10	9	-	-	-	-	-	66	43.5%	▲	66
Probates/Wills and Trusts - Level 1	2015	-	-	1	1	1	-	-	-	-	-	-	-	3			3
	2016	-	2	1	-	-	-	-	-	-	-	-	-	3	0.0%	↔	3
Probates/Wills and Trusts - Level 2	2015	1	1	3	1	3	1	5	2	2	4	-	-	15			23
	2016	1	3	1	7	2	2	7	-	-	-	-	-	23	53.3%	▲	23
Protective Orders	2015	-	-	-	-	-	-	-	-	-	-	-	1	0			1
Uncontested Divorce	2015	9	27	23	16	10	16	26	17	12	15	13	13	127	0.0%	↔	197
	2016	9	14	14	22	12	15	13	-	-	-	-	-	99	-22.0%	▼	99

Court: Patrick Circuit

Start/End Date: Jan-15 / Jul-16

2015 Average Month: 110

Jan-Jul 2015: 759

Filings Trending: ▲

Circuit/Court ID: 21

221141


Type of Case: Filings

2016 Average Month:171

Jan-Jul 2016 : 1,197

Overall AVG. Month: 132

Monthly Summary

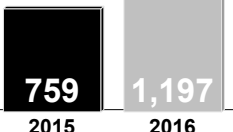


Jan 15-Jul 16

Totals

	2015	2016
Civil	255	146
Criminal	651	672
Other	409	379
Total	1,315	1,197

Jan --- Jul Filings



759 2015 1,197 2016

Jan --- Jul Filings

	2015	2016	% Change	Trending
Civil	168	146	-13.1%	▼
Criminal	379	672	77.3%	▲
Other	212	379	78.8%	▲
Total	759	1,197	57.7%	▲

	Jan	Feb	Mar	Apr	May	Jun	Jul	Aug	Sep	Oct	Nov	Dec	Thru Jul	% Change	Trending	Total
2015	63	146	141	98	119	115	77	116	93	169	77	101	759			1,315
2016	95	249	115	110	122	301	205	-	-	-	-	-	1,197	57.7%	▲	1,197

		Jan	Feb	Mar	Apr	May	Jun	Jul	Aug	Sep	Oct	Nov	Dec	Thru Jul	% Change	Trending	Total
Contested Divorce	2015	4	1	1	1	1	4	4	3	1	1	2	3	16			26
	2016	1	2	3	3	4	1	1	-	-	-	-	-	15	-6.3%	▼	15
Domestic and Family - Level 1	2015	1	6	-	-	2	1	2	-	1	2	1	-	12			16
	2016	-	3	-	-	1	2	1	-	-	-	-	-	7	-41.7%	▼	7
Domestic and Family - Level 2	2015	-	1	-	3	1	1	-	-	-	-	-	1	6			7
	2016	-	-	1	1	-	1	-	-	-	-	-	-	3	-50.0%	▼	3
General Civil - Level 1	2015	1	-	-	1	-	-	-	-	-	-	-	-	2			2
General Civil - Level 2	2015	4	1	1	2	-	2	1	1	1	2	-	1	11			16
	2016	-	2	-	1	1	2	3	-	-	-	-	-	9	-18.2%	▼	9
General Civil - Level 3	2015	5	2	1	2	-	3	3	2	4	1	2	3	16			28
	2016	2	6	2	2	3	-	-	-	-	-	-	-	15	-6.3%	▼	15
Miscellaneous	2015	10	64	56	31	44	54	9	85	15	48	36	36	268			488
	2016	36	127	52	35	52	53	74	-	-	-	-	-	429	60.1%	▲	429
Misdemeanor	2015	5	11	33	20	18	11	14	7	17	29	9	11	112			185
	2016	9	25	22	13	11	15	8	-	-	-	-	-	103	-8.0%	▼	103
Non-Capital Felonies and Related Matters	2015	16	45	41	14	36	33	16	15	48	47	9	38	201			358
	2016	35	66	28	33	43	224	108	-	-	-	-	-	537	167.2%	▲	537
Other	2016	-	-	-	-	-	-	2	-	-	-	-	-	2			2
Other Criminally Related Matters	2015	11	8	-	10	14	-	23	1	-	30	9	2	66			108
	2016	2	11	-	17	1	-	1	-	-	-	-	-	32	-51.5%	▼	32
Probates/Wills and Trusts - Level 1	2015	-	-	-	-	-	-	-	-	-	-	1	-	0			1
	2016	-	-	-	-	1	-	-	-	-	-	-	-	1	0.0%	↔	1
Probates/Wills and Trusts - Level 2	2015	-	-	-	2	-	-	1	-	-	2	-	1	3			6
	2016	-	-	1	-	1	-	3	-	-	-	-	-	5	66.7%	▲	5
Protective Orders	2015	-	-	-	1	-	-	-	-	-	-	-	-	1			1
Uncontested Divorce	2015	6	7	8	11	3	6	4	2	6	7	8	5	45			73
	2016	10	7	6	5	4	3	4	-	-	-	-	-	39	-13.3%	▼	39

Court: Martinsville Circuit

Start/End Date: Jan-15 / Jul-16

2015 Average Month: 146

Jan-Jul 2015: 1,145

Filings Trending: ▼

Circuit/Court ID: 21

221690


Type of Case: Filings

2016 Average Month:131

Jan-Jul 2016 : 917

Overall AVG. Month: 141

Monthly Summary



Jan 15-Jul 16

Totals

	2015	2016
Civil	268	96
Criminal	1,258	679
Other	228	142
Total	1,754	917

Jan --- Jul Filings

1,145

917

2015

2016

Jan --- Jul Filings

	2015	2016	% Change	Trending
Civil	170	96	-43.5%	▼
Criminal	838	679	-19.0%	▼
Other	137	142	3.6%	▲
Total	1,145	917	-19.9%	▼

	Jan	Feb	Mar	Apr	May	Jun	Jul	Aug	Sep	Oct	Nov	Dec	Thru Jul	% Change	Trending	Total
2015	130	116	117	172	223	131	256	102	105	136	181	85	1,145			1,754
2016	74	280	109	78	155	74	147	-	-	-	-	-	917	-19.9%	▼	917

		Jan	Feb	Mar	Apr	May	Jun	Jul	Aug	Sep	Oct	Nov	Dec	Thru Jul	% Change	Trending	Total
Administrative Law	2015	-	-	-	-	-	-	1	-	-	-	-	-	1			1
Contested Divorce	2015	1	2	1	4	3	2	3	2	-	4	1	-	16			23
	2016	2	4	-	1	3	1	1	-	-	-	-	-	12	-25.0%	▼	12
Domestic and Family - Level 1	2015	-	1	2	1	-	6	-	-	-	8	-	4	10			22
	2016	-	-	-	-	3	-	-	-	-	-	-	-	3	-70.0%	▼	3
Domestic and Family - Level 2	2015	-	1	-	-	-	-	-	-	-	2	1	-	1			4
	2016	5	1	-	-	-	-	1	-	-	-	-	-	7	600.0%	▲	7
General Civil - Level 1	2015	3	-	2	-	1	-	1	-	1	-	-	-	7			8
General Civil - Level 2	2015	3	2	1	5	-	2	1	3	7	1	1	2	14			28
	2016	1	2	1	2	1	1	5	-	-	-	-	-	13	-7.1%	▼	13
General Civil - Level 3	2015	1	1	1	-	1	-	1	-	-	4	-	2	5			11
	2016	1	2	-	2	2	1	-	-	-	-	-	-	8	60.0%	▲	8
Miscellaneous	2015	15	11	15	9	11	16	25	19	13	18	14	16	102			182
	2016	15	10	25	10	14	11	12	-	-	-	-	-	97	-4.9%	▼	97
Misdemeanor	2015	23	12	17	27	22	18	100	29	19	27	40	15	219			349
	2016	9	28	16	9	18	7	16	-	-	-	-	-	103	-53.0%	▼	103
Non-Capital Felonies and Related Matters	2015	55	67	32	83	167	67	96	29	48	52	110	35	567			841
	2016	25	209	49	34	105	42	97	-	-	-	-	-	561	-1.1%	▼	561
Other	2015	18	8	15	21	9	11	10	14	9	10	9	7	92			141
	2016	11	16	5	15	6	7	10	-	-	-	-	-	70	-23.9%	▼	70
Other Criminally Related Matters	2015	8	4	19	11	3	3	5	2	5	2	4	3	53			69
	2016	1	6	5	2	-	1	1	-	-	-	-	-	16	-69.8%	▼	16
Probates/Wills and Trusts - Level 2	2015	1	-	-	1	1	2	2	-	1	-	-	-	7			8
	2016	1	2	1	-	1	1	-	-	-	-	-	-	6	-14.3%	▼	6
Uncontested Divorce	2015	2	7	12	10	5	4	11	4	2	8	1	1	51			67
	2016	3	-	7	3	2	2	4	-	-	-	-	-	21	-58.8%	▼	21

Court: Franklin County Circuit

Start/End Date: Jan-15 / Jul-16

2015 Average Month: 315

Jan-Jul 2015: 2,096

Filings Trending: ▲

Circuit/Court ID: 22

222067


Type of Case: Filings

2016 Average Month:339

Jan-Jul 2016 : 2,372

Overall AVG. Month: 324

Monthly Summary



Jan 15-Jul 16

Totals

	2015	2016
Civil	822	402
Criminal	1,861	1,189
Other	1,096	781
Total	3,779	2,372

Jan --- Jul Filings

2,096

2015

2,372

2016

Jan --- Jul Filings

	2015	2016	% Change	Trending
Civil	465	402	-13.5%	▼
Criminal	1,115	1,189	6.6%	▲
Other	516	781	51.4%	▲
Total	2,096	2,372	13.2%	▲

	Jan	Feb	Mar	Apr	May	Jun	Jul	Aug	Sep	Oct	Nov	Dec	Thru Jul	% Change	Trending	Total
2015	286	219	418	308	355	272	238	326	372	260	337	388	2,096			3,779
2016	353	339	579	299	235	320	247	-	-	-	-	-	2,372	13.2%	▲	2,372

		Jan	Feb	Mar	Apr	May	Jun	Jul	Aug	Sep	Oct	Nov	Dec	Thru Jul	% Change	Trending	Total
Administrative Law	2015	-	-	2	-	-	-	-	-	-	-	-	-	2			2
Capital Murder	2015	-	2	-	-	-	-	-	-	-	-	-	-	2			2
Contested Divorce	2015	8	9	7	8	5	10	5	5	5	6	6	2	52			76
	2016	7	6	13	8	8	6	5	-	-	-	-	-	53	1.9%	▲	53
Domestic and Family - Level 1	2015	12	10	13	8	6	10	5	17	15	8	5	32	64			141
	2016	2	5	4	22	5	7	11	-	-	-	-	-	56	-12.5%	▼	56
Domestic and Family - Level 2	2015	1	-	2	3	4	1	2	3	-	3	2	-	13			21
	2016	3	5	2	4	-	2	1	-	-	-	-	-	17	30.8%	▲	17
General Civil - Level 1	2015	-	-	1	-	1	-	1	-	1	-	1	-	3			5
	2016	-	-	2	-	-	1	-	-	-	-	-	-	3	0.0%	↔	3
General Civil - Level 2	2015	5	9	5	6	11	11	5	12	6	6	8	8	52			92
	2016	5	3	7	11	11	10	7	-	-	-	-	-	54	3.8%	▲	54
General Civil - Level 3	2015	2	5	3	4	9	8	12	11	14	5	7	15	43			95
	2016	3	3	2	6	6	1	4	-	-	-	-	-	25	-41.9%	▼	25
Miscellaneous	2015	102	84	109	107	81	65	89	113	135	104	98	199	637			1,286
	2016	181	174	144	82	83	105	117	-	-	-	-	-	886	39.1%	▲	886
Misdemeanor	2015	33	30	91	51	74	19	35	45	50	30	41	42	333			541
	2016	53	44	97	73	44	44	26	-	-	-	-	-	381	14.4%	▲	381
Non-Capital Felonies and Related Matters	2015	112	56	153	100	140	133	62	96	119	76	148	66	756			1,261
	2016	80	78	295	71	65	123	59	-	-	-	-	-	771	2.0%	▲	771
Other	2015	-	-	1	2	2	1	-	-	1	1	1	-	6			9
	2016	1	-	-	1	-	-	-	-	-	-	-	-	2	-66.7%	▼	2
Other Criminally Related Matters	2015	1	3	5	1	3	1	10	7	4	8	5	10	24			58
	2016	5	4	2	7	5	8	7	-	-	-	-	-	38	58.3%	▲	38
Probates/Wills and Trusts - Lev	2015	-	-	-	1	1	1	-	-	-	-	-	-	3			3
Probates/Wills and Trusts - Level 2	2015	-	-	3	1	-	1	1	1	2	2	1	1	6			13
	2016	3	1	-	2	-	-	-	-	-	-	-	-	6	0.0%	↔	6
Protective Orders	2016	-	-	-	-	-	-	1	-	-	-	-	-	1			1
Uncontested Divorce	2015	10	11	23	16	18	11	11	16	20	11	14	13	100			174
	2016	10	16	11	12	8	13	9	-	-	-	-	-	79	-21.0%	▼	79



Court: Pittsylvania Circuit

Start/End Date: Jan-15 / Jul-16

2015 Average Month: 311

Jan-Jul 2015: 1,982

Filings Trending: ▲

Circuit/Court ID: 22

222143


Type of Case: Filings

2016 Average Month:393

Jan-Jul 2016 : 2,753

Overall AVG. Month: 341

Monthly Summary

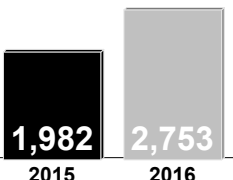


Jan 15-Jul 16

Totals

	2015	2016
Civil	696	420
Criminal	1,342	846
Other	1,695	1,487
Total	3,733	2,753

Jan --- Jul Filings



1,982 2,753

2015 2016

Jan --- Jul Filings

	2015	2016	% Change	Trending
Civil	394	420	6.6%	▲
Criminal	745	846	13.6%	▲
Other	843	1,487	76.4%	▲
Total	1,982	2,753	38.9%	▲

	Jan	Feb	Mar	Apr	May	Jun	Jul	Aug	Sep	Oct	Nov	Dec	Thru Jul	% Change	Trending	Total
2015	233	355	317	344	203	263	267	338	390	342	319	362	1,982			3,733
2016	423	561	490	371	305	367	236	-	-	-	-	-	2,753	38.9%	▲	2,753

		Jan	Feb	Mar	Apr	May	Jun	Jul	Aug	Sep	Oct	Nov	Dec	Thru Jul	% Change	Trending	Total
Administrative Law	2015	-	-	-	-	1	-	-	1	-	1	-	-	1			3
	2016	-	-	-	-	1	-	1	-	-	-	-	-	2	100.0%	▲	2
Capital Murder	2015	-	-	-	-	-	-	-	-	-	-	-	1	0			1
	2016	-	-	-	-	1	1	-	-	-	-	-	-	2	0.0%	↔	2
Contested Divorce	2015	3	5	6	7	5	5	7	10	9	6	3	4	38			70
	2016	1	7	10	3	6	5	9	-	-	-	-	-	41	7.9%	▲	41
Domestic and Family - Level 1	2015	2	5	17	2	1	6	5	14	29	9	10	1	38			101
	2016	6	35	23	6	18	2	13	-	-	-	-	-	103	171.1%	▲	103
Domestic and Family - Level 2	2015	1	1	-	2	-	-	4	3	1	9	4	1	8			26
	2016	2	2	2	1	-	1	4	-	-	-	-	-	12	50.0%	▲	12
General Civil - Level 1	2015	-	2	1	-	-	-	-	-	1	2	-	1	3			7
	2016	-	-	-	-	-	1	1	-	-	-	-	-	2	-33.3%	▼	2
General Civil - Level 2	2015	4	11	4	7	5	5	5	3	7	4	1	6	41			62
	2016	-	4	6	4	7	4	1	-	-	-	-	-	26	-36.6%	▼	26
General Civil - Level 3	2015	-	19	7	2	2	8	10	8	8	4	2	3	48			73
	2016	4	3	5	5	3	4	3	-	-	-	-	-	27	-43.8%	▼	27
Miscellaneous	2015	111	103	137	102	90	93	113	134	167	151	137	218	749			1,556
	2016	270	321	244	157	142	121	130	-	-	-	-	-	1,385	84.9%	▲	1,385
Misdemeanor	2015	13	42	18	48	16	31	19	33	31	39	27	22	187			339
	2016	30	29	27	28	29	23	7	-	-	-	-	-	173	-7.5%	▼	173
Non-Capital Felonies and Related Matters	2015	53	103	79	124	34	69	58	79	95	79	97	70	520			940
	2016	44	97	118	131	55	168	27	-	-	-	-	-	640	23.1%	▲	640
Other	2015	28	40	28	31	23	31	24	26	26	24	18	24	205			323
	2016	50	43	27	25	28	26	18	-	-	-	-	-	217	5.9%	▲	217
Other Criminally Related Matters	2015	8	3	6	5	10	1	5	6	2	6	8	4	38			64
	2016	7	7	9	2	5	2	3	-	-	-	-	-	35	-7.9%	▼	35
Probates/Wills and Trusts - Lev	2015	-	-	-	-	-	-	-	-	1	-	-	-	0			1
Probates/Wills and Trusts - Level 2	2015	-	1	4	1	1	2	1	2	-	2	-	2	10	0.0%	↔	16
	2016	-	2	1	1	2	2	3	-	-	-	-	-	11	10.0%	▲	11
Uncontested Divorce	2015	10	20	10	13	15	12	16	19	13	6	12	5	96			151
	2016	9	11	18	8	8	7	16	-	-	-	-	-	77	-19.8%	▼	77

Court: Danville Circuit

Start/End Date: Jan-15 / Jul-16

2015 Average Month: 331

Jan-Jul 2015: 2,175

Filings Trending: ▲

Circuit/Court ID: 22

222590


Type of Case: Filings

2016 Average Month:378

Jan-Jul 2016 : 2,643

Overall AVG. Month: 348

Monthly Summary




Jan 15-Jul 16

Totals

	2015	2016
Civil	641	391
Criminal	2,926	1,798
Other	406	454
Total	3,973	2,643

Jan --- Jul Filings



2,175 2,643

2015 2016

Jan --- Jul Filings

	2015	2016	% Change	Trending
Civil	359	391	8.9%	▲
Criminal	1,592	1,798	12.9%	▲
Other	224	454	102.7%	▲
Total	2,175	2,643	21.5%	▲

	Jan	Feb	Mar	Apr	May	Jun	Jul	Aug	Sep	Oct	Nov	Dec	Thru Jul	% Change	Trending	Total
2015	232	264	376	405	259	366	273	507	221	400	340	330	2,175			3,973
2016	413	427	445	369	280	452	257	-	-	-	-	-	2,643	21.5%	▲	2,643

		Jan	Feb	Mar	Apr	May	Jun	Jul	Aug	Sep	Oct	Nov	Dec	Thru Jul	% Change	Trending	Total
Administrative Law	2015	-	-	-	-	-	-	-	1	1	-	-	4	0			6
	2016	5	8	2	3	1	2	5	-	-	-	-	-	26	0.0%	↔	26
Capital Murder	2015	-	-	-	1	-	-	-	-	-	-	-	-	1			1
	2016	3	5	3	3	2	-	6	3	5	3	1	1	22			35
Contested Divorce	2015	2	2	4	2	3	5	1	-	-	-	-	-	19	-13.6%	▼	19
	2016	5	5	5	10	8	8	5	20	5	10	9	8	46			98
Domestic and Family - Level 1	2015	13	10	17	3	5	7	6	-	-	-	-	-	61	32.6%	▲	61
	2016	3	1	4	3	9	6	3	8	5	5	7	4	29			58
Domestic and Family - Level 2	2015	5	4	3	4	-	3	4	-	-	-	-	-	23	-20.7%	▼	23
	2016	-	-	-	1	1	-	-	-	-	-	1	1	2			4
General Civil - Level 1	2015	1	-	-	1	2	-	-	-	-	-	-	-	4	100.0%	▲	4
	2016	3	5	3	5	3	8	6	6	3	11	5	10	33			68
General Civil - Level 2	2015	5	1	5	11	6	4	9	-	-	-	-	-	41	24.2%	▲	41
	2016	10	7	2	1	6	5	8	10	7	7	5	5	39			73
General Civil - Level 3	2015	1	6	14	3	9	12	9	-	-	-	-	-	54	38.5%	▲	54
	2016	40	52	58	45	35	40	49	41	57	62	42	56	319			577
Miscellaneous	2015	74	92	160	64	71	50	42	-	-	-	-	-	553	73.4%	▲	553
	2016	41	85	58	140	34	160	54	115	36	109	110	126	572			1,068
Misdemeanor	2015	50	126	58	101	47	118	34	-	-	-	-	-	534	-6.6%	▼	534
	2016	111	92	217	172	148	121	121	278	91	181	146	106	982			1,784
Non-Capital Felonies and Related Matters	2015	249	160	167	158	116	227	133	-	-	-	-	-	1,210	23.2%	▲	1,210
	2016	-	-	-	-	-	-	-	1	-	-	-	3	0			4
Other	2015	-	-	-	-	1	-	1	-	-	-	-	-	2	0.0%	↔	2
	2016	6	2	8	10	1	7	7	16	4	4	8	4	41			77
Other Criminally Related Matters	2015	4	9	6	6	10	12	6	-	-	-	-	-	53	29.3%	▲	53
	2016	-	-	-	-	1	-	-	-	-	-	-	-	1			1
Probates/Wills and Trusts - Level 1	2015	-	-	-	2	-	-	-	-	-	-	-	-	2	100.0%	▲	2
	2016	2	-	3	1	3	-	2	-	1	1	-	2	11			15
Probates/Wills and Trusts - Level 2	2015	-	-	-	1	1	3	-	-	-	-	-	-	5	-54.5%	▼	5
	2016	1	-	-	-	-	1	2	-	1	1	-	-	4			6
Protective Orders	2015	2	1	-	-	-	-	-	-	-	-	-	-	3	-25.0%	▼	3
	2016	7	10	15	14	8	10	10	8	5	6	6	-	74			99
Uncontested Divorce	2015	2	8	9	9	8	9	7	-	-	-	-	-	52	-29.7%	▼	52
	2016																

Court: Roanoke County Circuit

Start/End Date: Jan-15 / Jul-16

2015 Average Month: 383

Jan-Jul 2015: 2,518

Filings Trending: ▲

Circuit/Court ID: 23

223161


Type of Case: Filings

2016 Average Month:418

Jan-Jul 2016 : 2,925

Overall AVG. Month: 396

Monthly Summary



Jan 15-Jul 16

Totals

	2015	2016
Civil	1,081	640
Criminal	1,791	1,105
Other	1,729	1,180
Total	4,601	2,925

Jan --- Jul Filings

2,518

2015

2,925

2016

Jan --- Jul Filings

	2015	2016	% Change	Trending
Civil	669	640	-4.3%	▼
Criminal	1,002	1,105	10.3%	▲
Other	847	1,180	39.3%	▲
Total	2,518	2,925	16.2%	▲

	Jan	Feb	Mar	Apr	May	Jun	Jul	Aug	Sep	Oct	Nov	Dec	Thru Jul	% Change	Trending	Total
2015	365	321	327	385	342	378	400	429	364	387	374	529	2,518			4,601
2016	421	529	461	362	383	374	395	-	-	-	-	-	2,925	16.2%	▲	2,925

		Jan	Feb	Mar	Apr	May	Jun	Jul	Aug	Sep	Oct	Nov	Dec	Thru Jul	% Change	Trending	Total
Administrative Law	2015	-	1	1	-	-	1	1	1	2	-	-	-	4			7
	2016	2	-	-	2	-	-	2	-	-	-	-	-	6	50.0%	▲	6
Contested Divorce	2015	12	10	14	8	12	7	9	13	12	8	10	7	72			122
	2016	7	10	12	8	7	12	12	-	-	-	-	-	68	-5.6%	▼	68
Domestic and Family - Level 1	2015	9	3	26	15	13	5	5	6	21	12	3	5	76			123
	2016	8	15	8	3	9	5	5	-	-	-	-	-	53	-30.3%	▼	53
Domestic and Family - Level 2	2015	3	3	7	7	5	8	2	2	1	4	4	2	35			48
	2016	-	2	5	1	5	4	2	-	-	-	-	-	19	-45.7%	▼	19
General Civil - Level 1	2015	-	1	-	-	-	1	1	3	1	2	-	-	3			9
	2016	-	-	-	-	1	-	-	-	-	-	-	-	1	-66.7%	▼	1
General Civil - Level 2	2015	12	10	16	11	16	11	10	12	12	6	7	11	86			134
	2016	10	6	9	11	14	9	11	-	-	-	-	-	70	-18.6%	▼	70
General Civil - Level 3	2015	15	7	4	3	6	6	9	6	7	7	6	4	50			80
	2016	2	19	4	4	1	4	6	-	-	-	-	-	40	-20.0%	▼	40
Miscellaneous	2015	186	137	135	136	122	103	170	145	163	171	163	340	989			1,971
	2016	263	232	221	157	129	177	189	-	-	-	-	-	1,368	38.3%	▲	1,368
Misdemeanor	2015	9	17	19	43	35	45	29	49	30	21	51	39	197			387
	2016	21	54	46	34	48	23	36	-	-	-	-	-	262	33.0%	▲	262
Non-Capital Felonies and Related Matters	2015	86	104	65	131	86	140	119	160	83	126	92	90	731			1,282
	2016	83	149	117	93	136	103	105	-	-	-	-	-	786	7.5%	▲	786
Other	2015	1	1	-	-	-	2	2	-	-	1	1	1	6			9
	2016	-	3	-	1	3	1	1	-	-	-	-	-	9	50.0%	▲	9
Other Criminally Related Matters	2015	4	4	9	9	15	18	17	13	10	8	13	4	76			124
	2016	7	12	9	13	8	3	7	-	-	-	-	-	59	-22.4%	▼	59
Probates/Wills and Trusts - Level 1	2015	2	-	-	1	1	-	-	-	-	-	-	1	4			5
	2016	1	1	-	-	-	-	-	-	-	-	-	-	2	-50.0%	▼	2
Probates/Wills and Trusts - Level 2	2015	9	6	7	2	13	1	3	4	4	3	2	8	41			62
	2016	4	1	3	6	1	4	-	-	-	-	-	-	19	-53.7%	▼	19
Protective Orders	2015	-	-	-	-	-	-	1	-	-	-	-	-	1			1
Uncontested Divorce	2015	17	17	24	19	18	30	22	15	18	18	22	17	147			237
	2016	13	25	27	29	21	29	19	-	-	-	-	-	163	10.9%	▲	163

Court: Roanoke Circuit

Start/End Date: Jan-15 / Jul-16

2015 Average Month: 424

Jan-Jul 2015: 2,967

Filings Trending: ▲

Circuit/Court ID: 23

223770


Type of Case: Filings

2016 Average Month:452

Jan-Jul 2016 : 3,162

Overall AVG. Month: 434

Monthly Summary



Jan 15-Jul 16

Totals

	2015	2016
Civil	1,690	1,074
Criminal	2,394	1,451
Other	1,005	637
Total	5,089	3,162

Jan --- Jul Filings

2,967

2015

3,162

2016

Jan --- Jul Filings

	2015	2016	% Change	Trending
Civil	1,018	1,074	5.5%	▲
Criminal	1,421	1,451	2.1%	▲
Other	528	637	20.6%	▲
Total	2,967	3,162	6.6%	▲

	Jan	Feb	Mar	Apr	May	Jun	Jul	Aug	Sep	Oct	Nov	Dec	Thru Jul	% Change	Trending	Total
2015	418	402	452	411	384	434	466	395	482	448	322	475	2,967			5,089
2016	428	469	547	376	395	442	505	-	-	-	-	-	3,162	6.6%	▲	3,162

		Jan	Feb	Mar	Apr	May	Jun	Jul	Aug	Sep	Oct	Nov	Dec	Thru Jul	% Change	Trending	Total
Administrative Law	2015	-	-	1	1	1	-	2	-	-	1	-	3	5			9
	2016	2	-	1	1	-	-	-	-	-	-	-	-	4	-20.0%	▼	4
Contested Divorce	2015	8	7	15	12	8	10	17	4	11	16	10	7	77	7.8%	▲	125
	2016	9	12	7	14	17	8	16	-	-	-	-	-	83			83
Domestic and Family - Level 1	2015	2	11	10	26	11	18	11	5	45	24	6	25	89			194
	2016	7	9	8	20	15	36	53	-	-	-	-	-	148	66.3%	▲	148
Domestic and Family - Level 2	2015	6	2	4	2	4	3	1	2	2	2	2	2	22			32
	2016	2	3	7	2	1	5	3	-	-	-	-	-	23	4.5%	▲	23
General Civil - Level 1	2015	5	6	5	5	6	3	2	1	3	8	2	3	32			49
	2016	12	6	9	1	6	7	6	-	-	-	-	-	47	46.9%	▲	47
General Civil - Level 2	2015	29	12	21	13	24	26	26	19	17	26	19	25	151			257
	2016	23	18	32	13	26	22	23	-	-	-	-	-	157	4.0%	▲	157
General Civil - Level 3	2015	6	7	5	8	14	4	12	11	10	7	17	11	56			112
	2016	7	10	11	8	8	16	13	-	-	-	-	-	73	30.4%	▲	73
Miscellaneous	2015	130	128	122	122	116	84	119	113	145	132	99	177	821			1,487
	2016	159	151	183	115	103	90	130	-	-	-	-	-	931	13.4%	▲	931
Misdemeanor	2015	30	27	21	26	22	45	29	21	26	32	25	25	200			329
	2016	22	29	27	18	22	29	28	-	-	-	-	-	175	-12.5%	▼	175
Non-Capital Felonies and Related Matters	2015	150	162	191	147	125	173	161	163	165	165	109	164	1,109			1,875
	2016	135	182	224	117	151	179	179	-	-	-	-	-	1,167	5.2%	▲	1,167
Other	2015	5	2	3	-	5	5	29	3	1	2	4	1	49			60
	2016	-	2	2	1	2	3	5	-	-	-	-	-	15	-69.4%	▼	15
Other Criminally Related Matters	2015	19	9	11	18	16	23	18	15	24	10	13	16	114			192
	2016	17	15	8	26	9	19	19	-	-	-	-	-	113	-0.9%	▼	113
Probates/Wills and Trusts - Level 1	2015	-	1	-	1	-	1	1	-	1	-	-	-	4			5
	2016	-	-	-	1	-	-	-	-	-	-	-	-	1	-75.0%	▼	1
Probates/Wills and Trusts - Level 2	2015	1	7	1	3	4	4	3	2	3	2	1	1	23			32
	2016	1	8	2	3	5	7	3	-	-	-	-	-	29	26.1%	▲	29
Uncontested Divorce	2015	27	21	42	27	28	35	35	36	29	21	15	15	215			331
	2016	32	24	26	36	30	21	27	-	-	-	-	-	196	-8.8%	▼	196

Court: Salem Circuit

Start/End Date: Jan-15 / Jul-16

2015 Average Month: 117

Jan-Jul 2015: 800

Filings Trending: ▲

Circuit/Court ID: 23

223775


Type of Case: Filings

2016 Average Month:142

Jan-Jul 2016 : 995

Overall AVG. Month: 126

Monthly Summary



Jan 15-Jul 16

Totals

	2015	2016
Civil	338	207
Criminal	681	542
Other	380	246
Total	1,399	995

Jan --- Jul Filings

800

2015

995

2016

Jan --- Jul Filings

	2015	2016	% Change	Trending
Civil	210	207	-1.4%	▼
Criminal	419	542	29.4%	▲
Other	171	246	43.9%	▲
Total	800	995	24.4%	▲

	Jan	Feb	Mar	Apr	May	Jun	Jul	Aug	Sep	Oct	Nov	Dec	Thru Jul	% Change	Trending	Total
2015	76	122	118	118	115	136	115	138	115	111	115	120	800			1,399
2016	156	143	162	145	152	100	137	-	-	-	-	-	995	24.4%	▲	995

		Jan	Feb	Mar	Apr	May	Jun	Jul	Aug	Sep	Oct	Nov	Dec	Thru Jul	% Change	Trending	Total
Contested Divorce	2015	4	6	2	5	1	10	4	10	5	1	2	4	32			54
	2016	9	2	6	6	5	2	8	-	-	-	-	-	38	18.8%	▲	38
Domestic and Family - Level 1	2015	-	-	-	-	1	-	-	-	-	-	-	-	1			1
	2016	-	1	4	2	1	-	-	-	-	-	2	-	8			10
Domestic and Family - Level 2	2015	-	-	-	-	-	-	-	-	-	-	-	-	9	12.5%	▲	9
	2016	-	-	2	1	3	3	-	-	-	-	-	-	9			9
General Civil - Level 1	2015	1	-	1	1	1	-	2	-	-	-	-	1	6			7
	2016	-	1	1	-	-	-	-	-	-	-	-	-	2	-66.7%	▼	2
General Civil - Level 2	2015	3	6	2	8	1	8	5	6	11	7	4	6	33			67
	2016	1	5	5	6	2	7	5	-	-	-	-	-	31	-6.1%	▼	31
General Civil - Level 3	2015	2	1	2	3	2	1	1	-	3	-	2	1	12			18
	2016	2	-	5	-	2	2	1	-	-	-	-	-	12	0.0%	↔	12
Miscellaneous	2015	41	42	48	42	23	21	20	40	45	45	49	68	237			484
	2016	57	53	53	50	25	33	41	-	-	-	-	-	312	31.6%	▲	312
Misdemeanor	2015	1	6	10	9	14	9	2	7	3	9	6	4	51			80
	2016	9	8	5	5	34	3	6	-	-	-	-	-	70	37.3%	▲	70
Non-Capital Felonies and Related Matters	2015	19	49	41	40	63	78	68	62	39	44	41	31	358			575
	2016	69	62	73	66	71	43	68	-	-	-	-	-	452	26.3%	▲	452
Other Criminally Related Matters	2015	3	2	-	1	2	2	2	7	1	2	5	1	12			28
	2016	4	3	3	1	4	2	4	-	-	-	-	-	21	75.0%	▲	21
Probates/Wills and Trusts - Level 2	2015	-	1	2	1	2	1	1	-	1	-	-	1	8			10
	2016	2	2	3	2	1	-	-	-	-	-	-	-	10	25.0%	▲	10
Uncontested Divorce	2015	2	8	6	6	4	6	10	6	7	3	4	3	42			65
	2016	3	7	6	8	5	5	4	-	-	-	-	-	38	-9.5%	▼	38

Court: Amherst Circuit

Start/End Date: Jan-15 / Jul-16

2015 Average Month: 172

Jan-Jul 2015: 1,118

Filings Trending: ▲

Circuit/Court ID: 24

224009


Type of Case: Filings

2016 Average Month:165

Jan-Jul 2016 : 1,152

Overall AVG. Month: 169

Monthly Summary



Jan 15-Jul 16

Totals

	2015	2016
Civil	329	203
Criminal	900	380
Other	831	569
Total	2,060	1,152

Jan --- Jul Filings

1,118

1,152

20152016

Jan --- Jul Filings

	2015	2016	% Change	Trending
Civil	201	203	1.0%	▲
Criminal	438	380	-13.2%	▼
Other	479	569	18.8%	▲
Total	1,118	1,152	3.0%	▲

	Jan	Feb	Mar	Apr	May	Jun	Jul	Aug	Sep	Oct	Nov	Dec	Thru Jul	% Change	Trending	Total
2015	133	164	141	227	111	188	154	174	109	298	103	258	1,118			2,060
2016	140	203	156	183	118	190	162	-	-	-	-	-	1,152	3.0%	▲	1,152

		Jan	Feb	Mar	Apr	May	Jun	Jul	Aug	Sep	Oct	Nov	Dec	Thru Jul	% Change	Trending	Total
Administrative Law	2015	-	-	-	-	1	-	-	-	1	-	-	-	1			2
	2016	-	-	-	-	-	-	1	-	-	-	-	-	1	0.0%	↔	1
Contested Divorce	2015	3	-	2	1	-	2	4	2	-	3	-	3	12			20
	2016	-	2	1	3	-	2	4	-	-	-	-	-	12	0.0%	↔	12
Domestic and Family - Level 1	2015	-	-	-	-	-	-	-	-	3	5	6	-	0			14
	2016	5	9	5	9	6	5	5	-	-	-	-	-	44	0.0%	↔	44
Domestic and Family - Level 2	2015	1	1	-	2	3	-	-	-	-	-	-	-	7			7
	2016	-	-	3	1	1	-	-	-	-	-	-	-	5	-28.6%	▼	5
General Civil - Level 1	2015	1	-	-	-	1	-	-	1	-	-	-	1	2			4
General Civil - Level 2	2015	2	4	8	6	6	4	6	5	5	5	5	2	36			58
	2016	-	4	1	6	1	4	3	-	-	-	-	-	19	-47.2%	▼	19
General Civil - Level 3	2015	7	2	2	3	1	-	-	1	2	2	1	-	15			21
	2016	6	1	3	8	-	-	-	-	-	-	-	-	18	20.0%	▲	18
Miscellaneous	2015	55	52	78	59	40	47	66	54	46	55	47	121	397			720
	2016	89	106	85	49	53	46	67	-	-	-	-	-	495	24.7%	▲	495
Misdemeanor	2015	8	12	6	32	6	29	15	24	5	23	4	28	108			192
	2016	4	15	9	29	5	35	12	-	-	-	-	-	109	0.9%	▲	109
Non-Capital Felonies and Related Matters	2015	30	62	14	93	18	71	23	59	31	186	18	73	311			678
	2016	1	46	19	51	14	67	41	-	-	-	-	-	239	-23.2%	▼	239
Other	2015	16	19	21	18	21	24	28	20	9	11	17	19	147			223
	2016	29	14	17	20	24	21	19	-	-	-	-	-	144	-2.0%	▼	144
Other Criminally Related Matters	2015	1	3	1	4	2	4	4	2	2	2	2	3	19			30
	2016	2	3	6	4	10	6	1	-	-	-	-	-	32	68.4%	▲	32
Probates/Wills and Trusts - Lev	2015	-	1	-	1	-	-	1	-	-	-	-	-	3			3
Probates/Wills and Trusts - Lev	2015	5	1	2	-	1	-	1	-	-	-	-	-	10			10
Uncontested Divorce	2015	4	7	7	8	11	7	6	6	5	6	3	8	50			78
	2016	4	3	7	3	4	4	9	-	-	-	-	-	34	-32.0%	▼	34

Court: Bedford Circuit

Start/End Date: Jan-15 / Jul-16

2015 Average Month: 315

Jan-Jul 2015: 1,936

Filings Trending: ▲

Circuit/Court ID: 24

224019


Type of Case: Filings

2016 Average Month:383

Jan-Jul 2016 : 2,682

Overall AVG. Month: 340

Monthly Summary

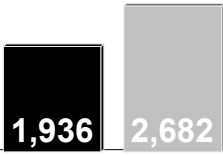


Jan 15-Jul 16

Totals

	2015	2016
Civil	833	555
Criminal	836	606
Other	2,111	1,521
Total	3,780	2,682

Jan --- Jul Filings



1,936 2,682

2015 2016

Jan --- Jul Filings

	2015	2016	% Change	Trending
Civil	519	555	6.9%	▲
Criminal	470	606	28.9%	▲
Other	947	1,521	60.6%	▲
Total	1,936	2,682	38.5%	▲

	Jan	Feb	Mar	Apr	May	Jun	Jul	Aug	Sep	Oct	Nov	Dec	Thru Jul	% Change	Trending	Total
2015	252	278	298	274	265	286	283	302	363	330	277	572	1,936			3,780
2016	461	499	412	342	291	339	338	-	-	-	-	-	2,682	38.5%	▲	2,682

		Jan	Feb	Mar	Apr	May	Jun	Jul	Aug	Sep	Oct	Nov	Dec	Thru Jul	% Change	Trending	Total
Administrative Law	2016	-	-	1	-	-	-	-	-	-	-	-	-	1			1
Contested Divorce	2015	7	11	13	6	11	9	5	4	8	5	8	6	62			93
	2016	7	10	7	7	4	10	7	-	-	-	-	-	52	-16.1%	▼	52
Domestic and Family - Level 1	2015	8	6	11	6	3	9	13	10	9	4	3	11	56			93
	2016	2	20	12	14	9	13	11	-	-	-	-	-	81	44.6%	▲	81
Domestic and Family - Level 2	2015	1	4	4	3	6	5	5	6	3	8	6	2	28			53
	2016	2	6	5	1	3	5	4	-	-	-	-	-	26	-7.1%	▼	26
General Civil - Level 1	2015	-	-	1	-	-	1	-	-	-	1	1	-	2			4
General Civil - Level 2	2015	10	8	14	6	11	16	6	14	9	7	4	9	71			114
	2016	8	12	13	12	3	11	10	-	-	-	-	-	69	-2.8%	▼	69
General Civil - Level 3	2015	7	9	4	-	5	2	3	10	6	4	3	2	30			55
	2016	5	4	8	6	4	6	5	-	-	-	-	-	38	26.7%	▲	38
Miscellaneous	2015	143	145	152	161	153	152	151	184	202	203	169	478	1,057			2,293
	2016	350	298	256	181	168	188	199	-	-	-	-	-	1,640	55.2%	▲	1,640
Misdemeanor	2015	9	15	11	8	16	10	16	5	10	29	14	12	85			155
	2016	19	32	21	16	16	16	20	-	-	-	-	-	140	64.7%	▲	140
Non-Capital Felonies and Related Matters	2015	31	48	54	47	35	48	53	41	86	43	30	35	316			551
	2016	39	96	65	53	47	54	39	-	-	-	-	-	393	24.4%	▲	393
Other	2015	-	2	-	1	1	-	1	-	-	2	1	2	5			10
	2016	-	1	1	1	-	-	4	-	-	-	-	-	7	40.0%	▲	7
Other Criminally Related Matters	2015	17	7	6	10	8	12	10	10	14	10	23	5	70			132
	2016	11	5	3	3	14	21	17	-	-	-	-	-	74	5.7%	▲	74
Probates/Wills and Trusts - Level 1	2015	-	-	-	1	1	-	-	1	-	2	1	-	2			6
	2016	-	-	-	12	-	-	-	-	-	-	-	-	12	500.0%	▲	12
Probates/Wills and Trusts - Level 2	2015	7	4	3	2	1	6	4	5	3	1	4	1	27			41
	2016	3	4	3	6	4	3	4	-	-	-	-	-	27	0.0%	↔	27
Uncontested Divorce	2015	12	19	25	23	14	16	16	12	13	11	10	9	125			180
	2016	15	11	17	30	19	12	18	-	-	-	-	-	122	-2.4%	▼	122



Court: Campbell Circuit

Start/End Date: Jan-15 / Jul-16

2015 Average Month: 260

Jan-Jul 2015: 1,646

Filings Trending: ▲

Circuit/Court ID: 24

224031


Type of Case: Filings

2016 Average Month:286

Jan-Jul 2016 : 1,999

Overall AVG. Month: 270

Monthly Summary

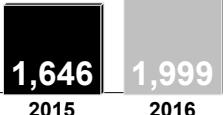


Jan 15-Jul 16

Totals

	2015	2016
Civil	657	436
Criminal	1,148	585
Other	1,320	978
Total	3,125	1,999

Jan --- Jul Filings



20152016

Jan --- Jul Filings

	2015	2016	% Change	Trending
Civil	394	436	10.7%	▲
Criminal	671	585	-12.8%	▼
Other	581	978	68.3%	▲
Total	1,646	1,999	21.4%	▲

	Jan	Feb	Mar	Apr	May	Jun	Jul	Aug	Sep	Oct	Nov	Dec	Thru Jul	% Change	Trending	Total
2015	240	241	250	196	237	217	265	229	281	203	284	482	1,646			3,125
2016	311	276	361	219	288	256	288	-	-	-	-	-	1,999	21.4%	▲	1,999

		Jan	Feb	Mar	Apr	May	Jun	Jul	Aug	Sep	Oct	Nov	Dec	Thru Jul	% Change	Trending	Total
Administrative Law	2016	-	-	-	-	-	-	1	-	-	-	-	-	1			1
Contested Divorce	2015	3	9	5	5	6	7	4	3	8	3	6	6	39			65
	2016	7	6	9	6	3	9	2	-	-	-	-	-	42	7.7%	▲	42
Domestic and Family - Level 1	2015	4	8	1	6	3	7	5	8	1	6	1	12	34			62
	2016	4	2	14	8	3	10	8	-	-	-	-	-	49	44.1%	▲	49
Domestic and Family - Level 2	2015	1	4	3	5	1	5	4	1	1	1	7	-	23			33
	2016	1	-	3	1	3	6	2	-	-	-	-	-	16	-30.4%	▼	16
General Civil - Level 1	2015	-	-	-	1	1	-	-	-	2	1	1	-	2			6
	2016	-	-	2	-	1	1	3	-	-	-	-	-	7	250.0%	▲	7
General Civil - Level 2	2015	14	9	6	13	13	9	10	11	14	3	7	11	74			120
	2016	6	9	3	12	7	7	11	-	-	-	-	-	55	-25.7%	▼	55
General Civil - Level 3	2015	3	3	16	6	4	3	4	3	11	3	6	6	39			68
	2016	12	1	1	15	1	4	6	-	-	-	-	-	40	2.6%	▲	40
Miscellaneous	2015	104	103	115	82	92	81	90	112	124	112	125	327	667			1,467
	2016	193	190	183	129	110	129	153	-	-	-	-	-	1,087	63.0%	▲	1,087
Misdemeanor	2015	20	23	30	15	23	24	33	27	28	28	35	35	168			321
	2016	22	26	41	12	32	24	21	-	-	-	-	-	178	6.0%	▲	178
Non-Capital Felonies and Related Matters	2015	77	65	48	46	81	57	95	47	69	33	83	70	469			771
	2016	49	25	69	21	112	50	64	-	-	-	-	-	390	-16.8%	▼	390
Other	2015	1	-	2	1	1	-	3	6	-	-	1	2	8			17
	2016	4	2	8	1	1	-	3	-	-	-	-	-	19	137.5%	▲	19
Other Criminally Related Matters	2015	5	2	4	3	3	12	5	6	9	3	1	3	34			56
	2016	1	1	6	2	2	6	2	-	-	-	-	-	20	-41.2%	▼	20
Probates/Wills and Trusts - Level 1	2015	-	-	1	-	-	-	-	-	-	-	1	-	1			2
	2016	1	-	3	-	-	-	-	-	-	-	-	-	4	300.0%	▲	4
Probates/Wills and Trusts - Level 2	2015	-	-	1	-	1	1	3	1	-	1	-	-	6			8
	2016	2	3	5	-	2	1	-	-	-	-	-	-	13	116.7%	▲	13
Protective Orders	2015	-	-	-	-	-	1	-	-	-	-	-	-	1			1
	2016	1	-	-	-	-	-	-	-	-	-	-	-	1	0.0%	↔	1
Uncontested Divorce	2015	8	15	18	13	8	10	9	4	14	9	10	10	81			128
	2016	8	11	14	12	11	9	12	-	-	-	-	-	77	-4.9%	▼	77

Court: Nelson Circuit

Start/End Date: Jan-15 / Jul-16

2015 Average Month: 89

Jan-Jul 2015: 655

Filings Trending: ▼

Circuit/Court ID: 24

224125


Type of Case: Filings

2016 Average Month:77

Jan-Jul 2016 : 541

Overall AVG. Month: 85

Monthly Summary



Jan 15-Jul 16

Totals

	2015	2016
Civil	405	145
Criminal	397	213
Other	267	183
Total	1,069	541

Jan --- Jul Filings

655

2015

541

2016

Jan --- Jul Filings

	2015	2016	% Change	Trending
Civil	260	145	-44.2%	▼
Criminal	266	213	-19.9%	▼
Other	129	183	41.9%	▲
Total	655	541	-17.4%	▼

	Jan	Feb	Mar	Apr	May	Jun	Jul	Aug	Sep	Oct	Nov	Dec	Thru Jul	% Change	Trending	Total
2015	137	70	56	71	112	112	97	103	93	65	73	80	655			1,069
2016	79	90	87	68	92	61	64	-	-	-	-	-	541	-17.4%	▼	541

		Jan	Feb	Mar	Apr	May	Jun	Jul	Aug	Sep	Oct	Nov	Dec	Thru Jul	% Change	Trending	Total
Administrative Law	2015	-	-	-	-	-	-	1	-	-	-	-	-	1			1
Contested Divorce	2015	-	2	3	10	4	6	4	2	8	2	6	1	29			48
	2016	-	-	3	-	2	2	2	-	-	-	-	-	9	-69.0%	▼	9
Domestic and Family - Level 1	2015	-	2	-	1	3	1	1	1	-	3	3	1	8			16
	2016	-	-	-	-	1	-	1	-	-	-	-	-	2	-75.0%	▼	2
Domestic and Family - Level 2	2015	-	-	-	1	1	-	-	-	1	-	-	5	2			8
	2016	-	-	2	-	1	-	-	-	-	-	-	-	3	50.0%	▲	3
General Civil - Level 1	2015	-	-	2	-	-	-	-	-	-	-	-	-	2			2
General Civil - Level 2	2015	50	3	6	2	3	28	10	29	2	2	3	-	102			138
	2016	1	14	3	2	3	2	2	-	-	-	-	-	27	-73.5%	▼	27
General Civil - Level 3	2015	16	10	-	1	-	3	-	1	2	2	4	-	30			39
	2016	1	2	2	1	1	1	3	-	-	-	-	-	11	-63.3%	▼	11
Miscellaneous	2015	23	27	28	27	15	27	22	27	21	36	33	55	169			341
	2016	45	37	29	27	36	25	30	-	-	-	-	-	229	35.5%	▲	229
Misdemeanor	2015	2	1	5	1	15	17	26	14	6	5	6	3	67			101
	2016	13	8	14	10	9	6	9	-	-	-	-	-	69	3.0%	▲	69
Non-Capital Felonies and Related Matters	2015	19	21	6	13	53	10	22	17	14	12	7	9	144			203
	2016	15	23	19	19	27	11	11	-	-	-	-	-	125	-13.2%	▼	125
Other	2015	1	1	-	-	1	-	1	1	-	1	-	2	4			8
	2016	-	-	-	-	1	-	2	-	-	-	-	-	3	-25.0%	▼	3
Other Criminally Related Matters	2015	24	-	-	9	11	8	3	4	27	2	4	1	55			93
	2016	1	1	8	1	3	5	-	-	-	-	-	-	19	-65.5%	▼	19
Probates/Wills and Trusts - Level 1	2015	-	-	-	-	-	-	-	-	-	-	1	1	0			2
	2016	-	-	-	2	-	-	-	-	-	-	-	-	2	0.0%	↔	2
Probates/Wills and Trusts - Lev	2015	-	-	-	-	1	1	-	-	-	-	1	-	2			3
Uncontested Divorce	2015	2	3	6	6	5	11	7	7	12	-	5	2	40			66
	2016	3	5	7	6	8	9	4	-	-	-	-	-	42	5.0%	▲	42

Court: Lynchburg Circuit

Start/End Date: Jan-15 / Jul-16

2015 Average Month: 356

Jan-Jul 2015: 2,366

Filings Trending: ▲

Circuit/Court ID: 24

224680


Type of Case: Filings

2016 Average Month:401

Jan-Jul 2016 : 2,810

Overall AVG. Month: 373

Monthly Summary

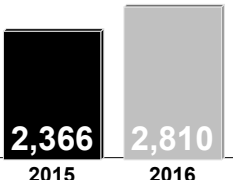


Jan 15-Jul 16

Totals

	2015	2016
Civil	1,378	807
Criminal	2,133	1,411
Other	766	592
Total	4,277	2,810

Jan --- Jul Filings



20152,36620162,810

Jan --- Jul Filings

	2015	2016	% Change	Trending
Civil	835	807	-3.4%	▼
Criminal	1,180	1,411	19.6%	▲
Other	351	592	68.7%	▲
Total	2,366	2,810	18.8%	▲

	Jan	Feb	Mar	Apr	May	Jun	Jul	Aug	Sep	Oct	Nov	Dec	Thru Jul	% Change	Trending	Total
2015	368	334	327	335	295	304	403	309	421	397	282	502	2,366			4,277
2016	422	511	441	387	372	332	345	-	-	-	-	-	2,810	18.8%	▲	2,810

		Jan	Feb	Mar	Apr	May	Jun	Jul	Aug	Sep	Oct	Nov	Dec	Thru Jul	% Change	Trending	Total
Administrative Law	2015	-	-	-	-	1	-	-	-	-	-	-	-	1			1
	2016	1	-	1	-	-	-	-	-	-	-	-	-	2	100.0%	▲	2
Contested Divorce	2015	8	11	12	10	10	12	10	14	3	7	7	11	73			115
	2016	7	12	12	15	8	7	6	-	-	-	-	-	67	-8.2%	▼	67
Domestic and Family - Level 1	2015	6	15	17	42	32	11	6	15	50	22	11	22	129			249
	2016	39	33	10	16	44	23	19	-	-	-	-	-	184	42.6%	▲	184
Domestic and Family - Level 2	2015	2	1	4	4	3	1	1	1	2	4	1	2	16			26
	2016	2	15	3	4	1	4	2	-	-	-	-	-	31	93.8%	▲	31
General Civil - Level 1	2015	4	2	3	2	-	3	4	3	8	-	1	4	18			34
	2016	1	-	2	3	-	1	1	-	-	-	-	-	8	-55.6%	▼	8
General Civil - Level 2	2015	11	14	11	15	15	11	10	12	21	9	11	4	87			144
	2016	14	15	12	13	7	11	13	-	-	-	-	-	85	-2.3%	▼	85
General Civil - Level 3	2015	8	8	6	7	7	7	4	5	11	8	3	4	47			78
	2016	5	6	8	5	8	8	9	-	-	-	-	-	49	4.3%	▲	49
Miscellaneous	2015	98	81	98	81	65	80	89	69	108	75	84	218	592			1,146
	2016	140	143	127	87	75	97	90	-	-	-	-	-	759	28.2%	▲	759
Misdemeanor	2015	64	31	28	21	33	33	57	36	50	61	40	26	267			480
	2016	40	65	61	51	50	41	72	-	-	-	-	-	380	42.3%	▲	380
Non-Capital Felonies and Related Matters	2015	132	125	110	113	83	98	189	112	130	175	87	180	850			1,534
	2016	154	178	162	142	142	96	97	-	-	-	-	-	971	14.2%	▲	971
Other	2015	3	3	7	2	2	4	2	4	3	4	5	2	23			41
	2016	1	-	2	6	2	9	7	-	-	-	-	-	27	17.4%	▲	27
Other Criminally Related Matters	2015	3	15	7	9	9	15	8	12	17	12	6	9	66			122
	2016	2	5	13	12	11	8	13	-	-	-	-	-	64	-3.0%	▼	64
Probates/Wills and Trusts - Level 1	2015	1	-	-	-	-	-	-	-	-	-	-	-	1			1
	2016	-	-	1	-	-	1	-	-	-	-	-	-	2	100.0%	▲	2
Probates/Wills and Trusts - Level 2	2015	3	3	-	2	4	1	1	2	3	2	2	2	14			25
	2016	2	3	5	1	1	1	2	-	-	-	-	-	15	7.1%	▲	15
Protective Orders	2015	-	-	-	-	-	1	-	-	-	-	-	-	1			1
	2016	-	4	-	-	-	-	-	-	-	-	-	-	4	300.0%	▲	4
Uncontested Divorce	2015	25	25	24	27	31	27	22	24	15	18	24	18	181			280
	2016	14	32	22	32	23	25	14	-	-	-	-	-	162	-10.5%	▼	162

Court: Alleghany Circuit

Start/End Date: Jan-15 / Jul-16

2015 Average Month: 155

Jan-Jul 2015: 1,261

Filings Trending: ▼

Circuit/Court ID: 25

225005


Type of Case: Filings

2016 Average Month:166

Jan-Jul 2016 : 1,165

Overall AVG. Month: 159

Monthly Summary



Jan 15-Jul 16

Totals

	2015	2016
Civil	306	150
Criminal	1,049	701
Other	503	314
Total	1,858	1,165

Jan --- Jul Filings

1,261

2015

1,165

2016

Jan --- Jul Filings

	2015	2016	% Change	Trending
Civil	196	150	-23.5%	▼
Criminal	831	701	-15.6%	▼
Other	234	314	34.2%	▲
Total	1,261	1,165	-7.6%	▼

	Jan	Feb	Mar	Apr	May	Jun	Jul	Aug	Sep	Oct	Nov	Dec	Thru Jul	% Change	Trending	Total
2015	211	92	152	282	110	143	271	82	115	105	137	158	1,261			1,858
2016	319	159	117	240	86	108	136	-	-	-	-	-	1,165	-7.6%	▼	1,165

		Jan	Feb	Mar	Apr	May	Jun	Jul	Aug	Sep	Oct	Nov	Dec	Thru Jul	% Change	Trending	Total
Administrative Law	2015	-	-	-	-	-	-	1	-	-	-	-	-	1			1
Contested Divorce	2015	-	6	2	-	3	2	2	2	-	-	4	-	15			21
	2016	-	-	2	-	1	2	4	-	-	-	-	-	9	-40.0%	▼	9
Domestic and Family - Level 1	2015	-	1	5	1	-	2	-	-	-	1	-	-	9			10
	2016	-	1	1	-	-	-	3	-	-	-	-	-	5	-44.4%	▼	5
Domestic and Family - Level 2	2015	-	1	1	3	1	2	-	-	-	4	1	1	8			14
	2016	1	-	1	-	4	1	-	-	-	-	-	-	7	-12.5%	▼	7
General Civil - Level 1	2015	2	-	-	1	1	2	-	-	1	-	3	-	6			10
General Civil - Level 2	2015	1	2	4	1	2	4	3	1	2	4	5	1	17			30
	2016	-	5	1	2	2	3	5	-	-	-	-	-	18	5.9%	▲	18
General Civil - Level 3	2015	2	-	-	1	1	8	11	4	1	3	6	-	23			37
	2016	5	-	1	3	-	-	-	-	-	-	-	-	9	-60.9%	▼	9
Miscellaneous	2015	37	58	55	23	33	44	44	42	58	57	52	96	294			599
	2016	52	86	57	41	34	34	42	-	-	-	-	-	346	17.7%	▲	346
Misdemeanor	2015	29	9	28	15	8	15	21	6	14	6	15	16	125			182
	2016	22	10	9	21	13	12	14	-	-	-	-	-	101	-19.2%	▼	101
Non-Capital Felonies and Related Matters	2015	131	9	44	228	44	56	183	21	29	22	45	34	695			846
	2016	232	44	27	162	17	47	64	-	-	-	-	-	593	-14.7%	▼	593
Other	2015	-	-	1	-	1	-	-	1	1	1	-	3	2			8
	2016	1	1	9	1	3	3	-	-	-	-	-	-	18	800.0%	▲	18
Other Criminally Related Matters	2015	6	1	-	2	3	1	1	1	4	1	1	3	14			24
	2016	1	-	-	1	4	1	-	-	-	-	-	-	7	-50.0%	▼	7
Probates/Wills and Trusts - Level 2	2015	1	1	-	2	2	-	-	1	1	-	-	-	6			8
	2016	-	1	2	-	1	-	-	-	-	-	-	-	4	-33.3%	▼	4
Uncontested Divorce	2015	2	4	12	5	11	7	5	3	4	6	5	4	46			68
	2016	5	11	7	9	7	5	4	-	-	-	-	-	48	4.3%	▲	48

Court: Augusta Circuit

Start/End Date: Jan-15 / Jul-16

2015 Average Month: 337

Jan-Jul 2015: 2,272

Filings Trending: ▲

Circuit/Court ID: 25

225015


Type of Case: Filings

2016 Average Month:374

Jan-Jul 2016 : 2,616

Overall AVG. Month: 351

Monthly Summary



Jan 15-Jul 16

Totals

	2015	2016
Civil	824	495
Criminal	1,611	903
Other	1,612	1,218
Total	4,047	2,616

Jan --- Jul Filings

2,272

2015

2,616

2016

Jan --- Jul Filings

	2015	2016	% Change	Trending
Civil	487	495	1.6%	▲
Criminal	935	903	-3.4%	▼
Other	850	1,218	43.3%	▲
Total	2,272	2,616	15.1%	▲

	Jan	Feb	Mar	Apr	May	Jun	Jul	Aug	Sep	Oct	Nov	Dec	Thru Jul	% Change	Trending	Total
2015	433	261	317	336	287	295	343	335	333	273	353	481	2,272			4,047
2016	386	354	486	312	360	362	356	-	-	-	-	-	2,616	15.1%	▲	2,616

		Jan	Feb	Mar	Apr	May	Jun	Jul	Aug	Sep	Oct	Nov	Dec	Thru Jul	% Change	Trending	Total
Administrative Law	2015	-	-	1	-	1	-	2	-	2	-	-	-	4			6
	2016	1	1	-	2	1	-	1	-	-	-	-	-	6	50.0%	▲	6
Capital Murder	2015	1	-	-	-	-	-	-	-	-	-	-	-	1			1
	2016	6	7	5	5	3	5	9	5	8	5	2	4	40			64
Contested Divorce	2015	11	7	13	5	5	5	12	-	-	-	-	-	58	45.0%	▲	58
	2016	11	6	21	12	9	7	15	10	9	15	16	1	81			132
Domestic and Family - Level 1	2015	-	11	2	4	9	9	-	-	-	-	-	-	35	-56.8%	▼	35
	2016	1	8	11	7	9	3	5	4	7	8	3	6	44			72
Domestic and Family - Level 2	2015	5	4	3	6	4	8	9	-	-	-	-	-	39	-11.4%	▼	39
	2016	-	-	-	-	1	-	-	-	-	-	-	-	1			1
General Civil - Level 1	2015	1	1	-	-	3	-	-	-	-	-	-	-	5	400.0%	▲	5
	2016	8	7	10	6	5	13	13	23	3	10	4	2	62			104
General Civil - Level 2	2015	4	4	10	5	6	2	7	-	-	-	-	-	38	-38.7%	▼	38
	2016	5	1	1	5	7	6	3	8	5	4	8	4	28			57
General Civil - Level 3	2015	1	4	2	4	5	7	4	-	-	-	-	-	27	-3.6%	▼	27
	2016	134	128	128	128	129	114	129	117	120	103	152	306	890			1,688
Miscellaneous	2015	226	201	223	163	134	165	193	-	-	-	-	-	1,305	46.6%	▲	1,305
	2016	17	9	8	17	3	6	18	18	13	21	10	9	78			149
Misdemeanor	2015	19	11	19	18	12	10	9	-	-	-	-	-	98	25.6%	▲	98
	2016	219	67	105	121	84	126	123	125	146	88	139	99	845			1,442
Non-Capital Felonies and Related Matters	2015	88	83	188	71	143	124	86	-	-	-	-	-	783	-7.3%	▼	783
	2016	17	13	13	17	12	9	16	7	7	8	8	34	97			161
Other	2015	17	7	8	13	14	13	17	-	-	-	-	-	89	-8.2%	▼	89
	2016	1	2	1	3	4	2	-	2	3	2	2	-	13			22
Other Criminally Related Matters	2015	2	2	3	4	9	2	2	-	-	-	-	-	24	84.6%	▲	24
	2016	1	-	-	-	-	-	-	-	-	-	-	-	1			1
Probates/Wills and Trusts - Lev	2015	1	1	-	-	1	-	-	2	1	2	1	-	3			9
	2016	-	3	1	-	3	4	4	-	-	-	-	-	15	400.0%	▲	15
Probates/Wills and Trusts - Level 2	2015	11	12	13	15	19	4	10	14	9	7	8	16	84			138
	2016	11	15	14	17	12	13	12	-	-	-	-	-	94	11.9%	▲	94
Uncontested Divorce	2015																
	2016																

Court: Bath Circuit

Start/End Date: Jan-15 / Jul-16

2015 Average Month: 23

Jan-Jul 2015: 158

Filings Trending: ▲

Circuit/Court ID: 25

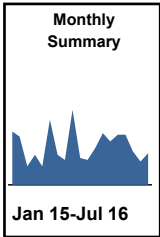
225017

Type of Case: Filings

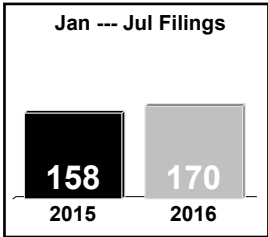
2016 Average Month:24

Jan-Jul 2016 : 170

Overall AVG. Month: 23



	Totals	
	2015	2016
Civil	57	32
Criminal	92	35
Other	122	103
Total	271	170



	Jan --- Jul Filings			
	2015	2016	% Change	Trending
Civil	27	32	18.5%	▲
Criminal	61	35	-42.6%	▼
Other	70	103	47.1%	▲
Total	158	170	7.6%	▲

	Jan	Feb	Mar	Apr	May	Jun	Jul	Aug	Sep	Oct	Nov	Dec	Thru Jul	% Change	Trending	Total
2015	32	29	11	18	11	39	18	15	45	16	15	22	158			271
2016	31	26	30	30	20	14	19	-	-	-	-	-	170	7.6%	▲	170

		Jan	Feb	Mar	Apr	May	Jun	Jul	Aug	Sep	Oct	Nov	Dec	Thru Jul	% Change	Trending	Total
Contested Divorce	2015	1	1	1	1	1	-	-	1	-	1	1	-	5			8
	2016	1	-	-	-	-	-	-	-	-	-	-	-	1	-80.0%	▼	1
Domestic and Family - Level 1	2016	-	-	1	-	-	-	-	-	-	-	-	-	1			1
Domestic and Family - Level 2	2015	-	-	-	-	-	-	-	-	-	1	-	-	0			1
	2016	-	-	2	-	-	1	-	-	-	-	-	-	3	0.0%	↔	3
General Civil - Level 1	2015	-	-	1	-	-	-	-	-	-	1	1	-	1			3
General Civil - Level 2	2015	-	1	-	2	-	1	1	-	4	1	2	1	5			13
	2016	-	-	2	-	-	-	10	-	-	-	-	-	12	140.0%	▲	12
General Civil - Level 3	2015	-	-	-	-	-	-	-	-	-	1	1	-	0			2
	2016	-	1	-	-	1	-	-	-	-	-	-	-	2	0.0%	↔	2
Miscellaneous	2015	6	27	9	8	8	9	13	9	17	10	10	13	80			139
	2016	21	23	22	12	14	12	8	-	-	-	-	-	112	40.0%	▲	112
Misdemeanor	2015	-	-	-	3	-	3	2	-	2	-	-	3	8			13
	2016	3	-	-	-	2	-	-	-	-	-	-	-	5	-37.5%	▼	5
Non-Capital Felonies and Related Matters	2015	22	-	-	3	-	24	2	2	20	-	-	4	51			77
	2016	6	-	2	18	1	1	-	-	-	-	-	-	28	-45.1%	▼	28
Other Criminally Related Matters	2015	1	-	-	-	-	1	-	-	-	-	-	-	2			2
	2016	-	-	-	-	2	-	-	-	-	-	-	-	2	0.0%	↔	2
Probates/Wills and Trusts - Level 2	2015	1	-	-	1	-	-	-	1	-	-	-	-	2			3
	2016	-	1	-	-	-	-	1	-	-	-	-	-	2	0.0%	↔	2
Uncontested Divorce	2015	1	-	-	-	2	1	-	2	2	1	-	1	4			10
	2016	-	1	1	-	-	-	-	-	-	-	-	-	2	-50.0%	▼	2

Court: Botetourt Circuit

Start/End Date: Jan-15 / Jul-16

2015 Average Month: 162

Jan-Jul 2015: 1,117

Filings Trending: ▲

Circuit/Court ID: 25

225023


Type of Case: Filings

2016 Average Month:195

Jan-Jul 2016 : 1,365

Overall AVG. Month: 174

Monthly Summary

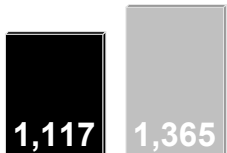


Jan 15-Jul 16

Totals

	2015	2016
Civil	343	220
Criminal	826	559
Other	775	586
Total	1,944	1,365

Jan --- Jul Filings



1,117 2015 1,365 2016

Jan --- Jul Filings

	2015	2016	% Change	Trending
Civil	216	220	1.9%	▲
Criminal	545	559	2.6%	▲
Other	356	586	64.6%	▲
Total	1,117	1,365	22.2%	▲

	Jan	Feb	Mar	Apr	May	Jun	Jul	Aug	Sep	Oct	Nov	Dec	Thru Jul	% Change	Trending	Total
2015	128	122	228	122	106	257	154	195	115	163	98	256	1,117			1,944
2016	213	171	266	133	153	309	120	-	-	-	-	-	1,365	22.2%	▲	1,365

		Jan	Feb	Mar	Apr	May	Jun	Jul	Aug	Sep	Oct	Nov	Dec	Thru Jul	% Change	Trending	Total
Administrative Law	2015	-	1	-	-	-	-	1	1	-	-	-	1	2			4
	2016	-	1	-	-	-	1	-	-	-	-	-	-	2	0.0%	↔	2
Contested Divorce	2015	5	4	1	2	5	1	5	6	3	2	-	3	23			37
	2016	3	2	4	5	5	5	5	-	-	-	-	-	29	26.1%	▲	29
Domestic and Family - Level 1	2015	2	6	14	3	2	3	10	9	4	2	-	-	40			55
	2016	6	2	13	1	8	8	5	-	-	-	-	-	43	7.5%	▲	43
Domestic and Family - Level 2	2015	-	-	1	-	1	-	-	1	-	-	-	2	2			5
	2016	-	-	-	2	-	2	-	-	-	-	-	-	4	100.0%	▲	4
General Civil - Level 1	2015	1	-	-	-	1	-	-	-	-	-	-	-	2			2
	2016	-	-	-	-	1	1	-	-	-	-	-	-	2	0.0%	↔	2
General Civil - Level 2	2015	8	1	6	4	3	11	1	3	2	1	3	1	34			44
	2016	7	3	5	6	1	1	2	-	-	-	-	-	25	-26.5%	▼	25
General Civil - Level 3	2015	1	3	3	4	3	3	2	1	3	3	2	2	19			30
	2016	2	1	6	2	8	2	3	-	-	-	-	-	24	26.3%	▲	24
Miscellaneous	2015	57	57	78	55	38	57	61	79	70	87	59	163	403			861
	2016	120	117	104	73	75	75	72	-	-	-	-	-	636	57.8%	▲	636
Misdemeanor	2015	17	12	24	9	13	32	8	32	9	9	7	17	115			189
	2016	11	7	21	11	16	20	8	-	-	-	-	-	94	-18.3%	▼	94
Non-Capital Felonies and Related Matters	2015	24	21	90	33	24	143	61	53	17	41	18	60	396			585
	2016	51	21	103	23	32	189	16	-	-	-	-	-	435	9.8%	▲	435
Other Criminally Related Matters	2015	5	11	4	5	6	1	2	4	1	7	3	3	34			52
	2016	7	8	4	3	2	1	5	-	-	-	-	-	30	-11.8%	▼	30
Probates/Wills and Trusts - Lev	2015	1	-	1	-	-	-	-	1	-	-	-	-	2			3
Probates/Wills and Trusts - Level 2	2015	-	2	-	1	-	1	-	-	-	2	1	-	4			7
	2016	-	1	-	-	2	2	-	-	-	-	-	-	5	25.0%	▲	5
Uncontested Divorce	2015	7	4	6	6	10	5	3	5	6	9	5	4	41			70
	2016	6	8	6	7	3	2	4	-	-	-	-	-	36	-12.2%	▼	36



Court: Craig Circuit

Start/End Date: Jan-15 / Jul-16

2015 Average Month: 29

Jan-Jul 2015: 172

Filings Trending: ▲

Circuit/Court ID: 25

225045


Type of Case: Filings

2016 Average Month:25

Jan-Jul 2016 : 177

Overall AVG. Month: 27

Monthly Summary



Jan 15-Jul 16

Totals

	2015	2016
Civil	57	34
Criminal	64	31
Other	223	112
Total	344	177

Jan --- Jul Filings

172

2015

177

2016

Jan --- Jul Filings

	2015	2016	% Change	Trending
Civil	34	34	-	↔
Criminal	36	31	-13.9%	▼
Other	102	112	9.8%	▲
Total	172	177	2.9%	▲

	Jan	Feb	Mar	Apr	May	Jun	Jul	Aug	Sep	Oct	Nov	Dec	Thru Jul	% Change	Trending	Total
2015	23	24	19	31	25	31	19	28	35	39	30	40	172			344
2016	26	34	29	28	22	21	17	-	-	-	-	-	177	2.9%	▲	177

		Jan	Feb	Mar	Apr	May	Jun	Jul	Aug	Sep	Oct	Nov	Dec	Thru Jul	% Change	Trending	Total
Contested Divorce	2015	-	1	-	2	-	1	-	-	2	1	-	1	4			8
	2016	-	4	-	-	2	-	-	-	-	-	-	-	6	50.0%	▲	6
Domestic and Family - Level 1	2015	-	-	-	2	-	4	1	3	-	-	1	-	7			11
	2016	-	1	-	1	1	-	-	-	-	-	-	-	3	-57.1%	▼	3
Domestic and Family - Level 2	2016	-	-	-	-	1	1	-	-	-	-	-	-	2			2
General Civil - Level 1	2015	-	-	-	-	-	-	-	-	-	1	-	-	0			1
	2016	-	-	-	-	-	-	1	-	-	-	-	-	1	0.0%	↔	1
General Civil - Level 2	2015	-	-	1	-	-	1	1	-	1	1	-	1	3			6
	2016	1	1	-	2	-	-	-	-	-	-	-	-	4	33.3%	▲	4
General Civil - Level 3	2015	-	-	-	-	-	-	1	1	-	-	-	-	1			2
	2016	-	-	1	-	-	-	-	-	-	-	-	-	1	0.0%	↔	1
Miscellaneous	2015	19	13	16	15	20	18	14	20	28	23	20	35	115			241
	2016	20	24	21	18	13	16	12	-	-	-	-	-	124	7.8%	▲	124
Misdemeanor	2015	1	2	-	7	1	3	1	-	2	4	1	1	15			23
	2016	-	-	2	-	1	-	1	-	-	-	-	-	4	-73.3%	▼	4
Non-Capital Felonies and Related Matters	2015	2	8	1	4	2	2	1	2	2	8	8	-	20			40
	2016	4	3	4	6	4	4	2	-	-	-	-	-	27	35.0%	▲	27
Other Criminally Related Matter	2015	-	-	-	-	-	1	-	-	-	-	-	-	1			1
Probates/Wills and Trusts - Level 2	2015	-	-	-	-	-	-	-	-	-	-	-	1	0			1
	2016	-	1	-	-	-	-	-	-	-	-	-	-	1	0.0%	↔	1
Uncontested Divorce	2015	1	-	1	1	2	1	-	2	-	1	-	1	6			10
	2016	1	-	1	1	-	-	1	-	-	-	-	-	4	-33.3%	▼	4

Court: Highland Circuit

Start/End Date: Jan-15 / Jul-16

2015 Average Month: 12

Jan-Jul 2015: 88

Filings Trending: ▼

Circuit/Court ID: 25

225091


Type of Case: Filings

2016 Average Month:11

Jan-Jul 2016 : 78

Overall AVG. Month: 12

Monthly Summary



Jan 15-Jul 16

Totals

	2015	2016
Civil	40	16
Criminal	19	24
Other	89	38
Total	148	78

Jan --- Jul Filings

88

78

2015

2016

Jan --- Jul Filings

	2015	2016	% Change	Trending
Civil	26	16	-38.5%	▼
Criminal	12	24	100.0%	▲
Other	50	38	-24.0%	▼
Total	88	78	-11.4%	▼

	Jan	Feb	Mar	Apr	May	Jun	Jul	Aug	Sep	Oct	Nov	Dec	Thru Jul	% Change	Trending	Total
2015	14	13	8	16	3	15	19	8	10	7	10	25	88			148
2016	12	15	20	7	9	9	6	-	-	-	-	-	78	-11.4%	▼	78

		Jan	Feb	Mar	Apr	May	Jun	Jul	Aug	Sep	Oct	Nov	Dec	Thru Jul	% Change	Trending	Total
Contested Divorce	2015	-	-	-	1	1	-	1	-	1	-	-	-	3			4
	2016	-	-	-	1	1	-	-	-	-	-	-	-	2	-33.3%	▼	2
Domestic and Family - Level 1	2016	-	-	-	-	1	-	-	-	-	-	-	-	1			1
Domestic and Family - Level 2	2015	-	-	-	1	-	-	-	-	-	-	-	-	1			1
General Civil - Level 1	2015	-	-	1	-	-	-	-	-	-	-	-	-	1			1
General Civil - Level 2	2015	2	-	-	-	-	1	7	-	-	-	-	1	10			11
	2016	-	1	-	1	1	-	-	-	-	-	-	-	3	-70.0%	▼	3
General Civil - Level 3	2015	-	-	-	-	-	1	-	-	-	-	-	1	1			2
Miscellaneous	2015	8	13	7	7	2	11	10	8	8	6	9	16	58			105
	2016	12	7	11	3	4	1	4	-	-	-	-	-	42	-27.6%	▼	42
Misdemeanor	2015	-	-	-	4	-	-	1	-	-	-	1	1	5			7
	2016	-	4	4	-	-	5	-	-	-	-	-	-	13	160.0%	▲	13
Non-Capital Felonies and Related Matters	2015	2	-	-	2	-	2	-	-	-	1	-	4	6			11
	2016	-	1	3	1	1	3	1	-	-	-	-	-	10	66.7%	▲	10
Other	2016	-	1	-	-	-	-	-	-	-	-	-	-	1			1
Other Criminally Related Matters	2015	-	-	-	1	-	-	-	-	-	-	-	-	1			1
	2016	-	-	1	-	-	-	-	-	-	-	-	-	1	0.0%	↔	1
Uncontested Divorce	2015	2	-	-	-	-	-	-	-	1	-	-	2	2			5
	2016	-	1	1	1	1	-	1	-	-	-	-	-	5	150.0%	▲	5

Court: Rockbridge Circuit

Start/End Date: Jan-15 / Jul-16

2015 Average Month: 162

Jan-Jul 2015: 988

Filings Trending: ▲

Circuit/Court ID: 25

225163


Type of Case: Filings

2016 Average Month:209

Jan-Jul 2016 : 1,460

Overall AVG. Month: 179

Monthly Summary

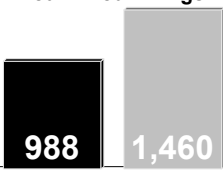


Jan 15-Jul 16

Totals

	2015	2016
Civil	344	206
Criminal	1,035	847
Other	563	407
Total	1,942	1,460

Jan --- Jul Filings



988 2015 1,460 2016

Jan --- Jul Filings

	2015	2016	% Change	Trending
Civil	205	206	-	↔
Criminal	512	847	65.4%	▲
Other	271	407	50.2%	▲
Total	988	1,460	47.8%	▲

	Jan	Feb	Mar	Apr	May	Jun	Jul	Aug	Sep	Oct	Nov	Dec	Thru Jul	% Change	Trending	Total
2015	102	159	139	150	151	138	149	171	327	150	105	201	988			1,942
2016	166	209	225	199	288	160	213	-	-	-	-	-	1,460	47.8%	▲	1,460

		Jan	Feb	Mar	Apr	May	Jun	Jul	Aug	Sep	Oct	Nov	Dec	Thru Jul	% Change	Trending	Total
Administrative Law	2015	-	-	-	-	1	-	-	-	-	-	-	-	1			1
Contested Divorce	2015	3	2	3	3	-	4	-	1	6	4	2	-	15			28
	2016	-	6	6	4	6	2	3	-	-	-	-	-	27	80.0%	▲	27
Domestic and Family - Level 1	2015	2	-	3	-	3	5	2	6	2	1	2	3	15			29
	2016	-	3	-	-	-	2	2	-	-	-	-	-	7	-53.3%	▼	7
Domestic and Family - Level 2	2015	-	-	1	3	-	1	1	1	-	-	2	-	6			9
	2016	-	-	2	2	2	2	1	-	-	-	-	-	9	50.0%	▲	9
General Civil - Level 1	2015	-	-	-	-	1	-	1	1	-	-	-	-	2			3
General Civil - Level 2	2015	4	6	6	3	3	4	4	3	2	10	3	2	30			50
	2016	5	4	7	5	2	5	4	-	-	-	-	-	32	6.7%	▲	32
General Civil - Level 3	2015	2	1	1	4	4	3	3	1	3	3	5	4	18			34
	2016	5	3	4	2	1	1	1	-	-	-	-	-	17	-5.6%	▼	17
Miscellaneous	2015	49	51	55	56	31	33	55	65	63	44	45	114	330			661
	2016	79	67	86	57	55	57	67	-	-	-	-	-	468	41.8%	▲	468
Misdemeanor	2015	13	28	19	30	21	25	17	25	19	17	15	24	153			253
	2016	11	40	39	44	39	50	31	-	-	-	-	-	254	66.0%	▲	254
Non-Capital Felonies and Related Matters	2015	17	57	34	43	71	48	53	53	224	62	14	41	323			717
	2016	55	77	62	74	171	27	94	-	-	-	-	-	560	73.4%	▲	560
Other	2015	-	1	2	-	-	-	-	-	-	-	1	-	3			4
	2016	-	-	-	1	1	-	1	-	-	-	-	-	3	0.0%	↔	3
Other Criminally Related Matters	2015	4	6	6	2	5	3	10	6	3	3	13	5	36			66
	2016	3	4	3	5	5	8	5	-	-	-	-	-	33	-8.3%	▼	33
Probates/Wills and Trusts - Lev	2016	-	-	1	-	-	-	-	-	-	-	-	-	1			1
Probates/Wills and Trusts - Level 2	2015	1	1	-	-	1	1	1	4	2	1	-	1	5			13
	2016	-	-	1	-	-	1	-	-	-	-	-	-	2	-60.0%	▼	2
Uncontested Divorce	2015	7	6	9	6	10	11	2	5	3	5	3	7	51			74
	2016	8	5	14	5	6	5	4	-	-	-	-	-	47	-7.8%	▼	47

Court: Buena Vista Circuit

Start/End Date: Jan-15 / Jul-16

2015 Average Month: 36

Jan-Jul 2015: 200

Filings Trending: ▲

Circuit/Court ID: 25

225530


Type of Case: Filings

2016 Average Month:47

Jan-Jul 2016 : 330

Overall AVG. Month: 40

Monthly Summary



Jan 15-Jul 16

Totals

	2015	2016
Civil	75	58
Criminal	253	187
Other	99	85
Total	427	330

Jan --- Jul Filings

200

2015

330

2016

Jan --- Jul Filings

	2015	2016	% Change	Trending
Civil	45	58	28.9%	▲
Criminal	115	187	62.6%	▲
Other	40	85	112.5%	▲
Total	200	330	65.0%	▲

	Jan	Feb	Mar	Apr	May	Jun	Jul	Aug	Sep	Oct	Nov	Dec	Thru Jul	% Change	Trending	Total
2015	40	26	31	31	23	24	25	28	102	20	26	51	200			427
2016	66	42	39	59	27	33	64	-	-	-	-	-	330	65.0%	▲	330

		Jan	Feb	Mar	Apr	May	Jun	Jul	Aug	Sep	Oct	Nov	Dec	Thru Jul	% Change	Trending	Total
Administrative Law	2016	1	-	-	-	-	-	-	-	-	-	-	-	1			1
Contested Divorce	2015	1	-	2	2	-	1	-	1	1	1	-	1	6			10
	2016	-	-	1	2	-	1	2	-	-	-	-	-	6	0.0%	↔	6
Domestic and Family - Level 1	2015	-	-	1	-	1	-	2	-	2	1	2	1	4			10
	2016	1	1	-	-	-	-	1	-	-	-	-	-	3	-25.0%	▼	3
Domestic and Family - Level 2	2015	-	-	-	1	1	-	-	-	-	-	-	1	2			3
	2016	-	-	3	-	-	-	1	-	-	-	-	-	4	100.0%	▲	4
General Civil - Level 2	2015	-	-	-	-	1	-	-	-	-	1	-	2	1			4
	2016	-	-	-	2	1	1	-	-	-	-	-	-	4	300.0%	▲	4
General Civil - Level 3	2015	-	2	-	-	-	2	-	-	-	-	-	2	4			6
	2016	1	-	1	-	-	1	-	-	-	-	-	-	3	-25.0%	▼	3
Miscellaneous	2015	4	11	7	8	6	6	8	9	14	7	7	25	50			112
	2016	16	13	19	16	15	16	9	-	-	-	-	-	104	108.0%	▲	104
Misdemeanor	2015	1	5	3	10	8	1	4	7	1	1	2	6	32			49
	2016	3	5	2	8	3	4	11	-	-	-	-	-	36	12.5%	▲	36
Non-Capital Felonies and Related Matters	2015	31	4	15	5	1	12	10	8	82	7	12	11	78			198
	2016	40	18	10	25	7	8	38	-	-	-	-	-	146	87.2%	▲	146
Other	2015	-	-	-	-	1	-	-	-	-	-	1	-	1			2
Other Criminally Related Matters	2015	-	-	-	3	2	-	-	-	-	-	1	-	5			6
	2016	-	2	-	1	-	1	1	-	-	-	-	-	5	0.0%	↔	5
Probates/Wills and Trusts - Level 2	2015	1	1	3	-	-	-	-	-	1	-	-	-	5			6
	2016	1	-	-	1	-	-	-	-	-	-	-	-	2	-60.0%	▼	2
Uncontested Divorce	2015	2	3	-	2	2	2	1	3	1	2	1	2	12			21
	2016	3	3	3	4	1	1	1	-	-	-	-	-	16	33.3%	▲	16

Court: Staunton Circuit

Start/End Date: Jan-15 / Jul-16

2015 Average Month: 139

Jan-Jul 2015: 925

Filings Trending: ▲

Circuit/Court ID: 25

225790


Type of Case: Filings

2016 Average Month:149

Jan-Jul 2016 : 1,045

Overall AVG. Month: 143

Monthly Summary



Jan 15-Jul 16

Totals

	2015	2016
Civil	351	215
Criminal	967	615
Other	352	215
Total	1,670	1,045

Jan --- Jul Filings

925

2015

1,045

2016

Jan --- Jul Filings

	2015	2016	% Change	Trending
Civil	221	215	-2.7%	▼
Criminal	515	615	19.4%	▲
Other	189	215	13.8%	▲
Total	925	1,045	13.0%	▲

	Jan	Feb	Mar	Apr	May	Jun	Jul	Aug	Sep	Oct	Nov	Dec	Thru Jul	% Change	Trending	Total
2015	149	152	170	99	109	108	138	180	142	142	116	165	925			1,670
2016	171	168	136	147	141	142	140	-	-	-	-	-	1,045	13.0%	▲	1,045

		Jan	Feb	Mar	Apr	May	Jun	Jul	Aug	Sep	Oct	Nov	Dec	Thru Jul	% Change	Trending	Total
Administrative Law	2015	-	-	-	1	-	-	-	-	1	-	-	-	1			2
Contested Divorce	2015	2	4	1	1	1	2	4	2	2	1	2	1	15			23
	2016	-	-	1	5	1	4	1	-	-	-	-	-	12	-20.0%	▼	12
Domestic and Family - Level 1	2015	-	1	15	1	-	5	2	1	2	6	1	1	24			35
	2016	-	6	5	5	4	7	6	-	-	-	-	-	33	37.5%	▲	33
Domestic and Family - Level 2	2015	8	12	6	5	1	10	12	7	8	4	5	5	54			83
	2016	3	11	2	9	5	5	10	-	-	-	-	-	45	-16.7%	▼	45
General Civil - Level 1	2015	-	1	1	-	1	-	-	-	-	1	-	-	3			4
	2016	2	-	-	1	-	-	-	-	-	-	-	-	3	0.0%	↔	3
General Civil - Level 2	2015	2	-	2	3	1	3	1	1	1	5	1	3	12			23
	2016	-	4	2	1	2	2	4	-	-	-	-	-	15	25.0%	▲	15
General Civil - Level 3	2015	3	-	4	2	2	3	1	1	-	2	-	2	15			20
	2016	1	1	3	1	3	1	-	-	-	-	-	-	10	-33.3%	▼	10
Miscellaneous	2015	35	36	33	26	23	18	34	28	43	22	27	63	205			388
	2016	43	34	40	25	24	42	26	-	-	-	-	-	234	14.1%	▲	234
Misdemeanor	2015	10	12	16	10	5	2	11	9	14	12	12	14	66			127
	2016	15	15	7	13	10	16	17	-	-	-	-	-	93	40.9%	▲	93
Non-Capital Felonies and Related Matters	2015	80	72	74	39	54	45	56	122	55	79	47	70	420			793
	2016	93	89	68	70	78	52	66	-	-	-	-	-	516	22.9%	▲	516
Other	2015	4	7	3	7	2	3	11	6	5	7	4	2	37			61
	2016	12	-	2	7	1	6	6	-	-	-	-	-	34	-8.1%	▼	34
Other Criminally Related Matters	2015	-	3	9	1	9	5	2	1	6	-	11	-	29			47
	2016	-	2	-	1	3	-	-	-	-	-	-	-	6	-79.3%	▼	6
Probates/Wills and Trusts - Level 2	2015	1	-	-	-	1	2	2	-	1	-	1	-	6			8
	2016	1	-	1	-	1	3	-	-	-	-	-	-	6	0.0%	↔	6
Protective Orders	2015	-	-	-	-	-	-	-	-	1	-	1	-	0			2
Uncontested Divorce	2015	4	4	6	3	9	10	2	2	3	3	4	4	38	0.0%	↔	54
	2016	1	6	5	9	9	4	4	-	-	-	-	-	38	0.0%	↔	38

Court: Waynesboro Circuit

Start/End Date: Jan-15 / Jul-16

2015 Average Month: 150

Jan-Jul 2015: 1,067

Filings Trending: ▲

Circuit/Court ID: 25

225820


Type of Case: Filings

2016 Average Month:182

Jan-Jul 2016 : 1,275

Overall AVG. Month: 162

Monthly Summary

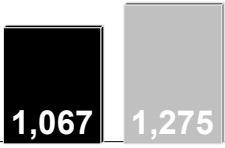


Jan 15-Jul 16

Totals

	2015	2016
Civil	560	400
Criminal	613	444
Other	625	431
Total	1,798	1,275

Jan --- Jul Filings



1,067 2015 1,275 2016

Jan --- Jul Filings

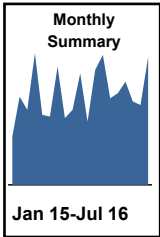
	2015	2016	% Change	Trending
Civil	340	400	17.6%	▲
Criminal	361	444	23.0%	▲
Other	366	431	17.8%	▲
Total	1,067	1,275	19.5%	▲

	Jan	Feb	Mar	Apr	May	Jun	Jul	Aug	Sep	Oct	Nov	Dec	Thru Jul	% Change	Trending	Total
2015	193	141	159	167	148	107	152	161	147	124	136	163	1,067			1,798
2016	152	207	204	179	187	198	148	-	-	-	-	-	1,275	19.5%	▲	1,275

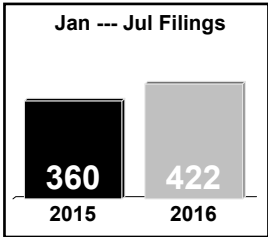
		Jan	Feb	Mar	Apr	May	Jun	Jul	Aug	Sep	Oct	Nov	Dec	Thru Jul	% Change	Trending	Total
Administrative Law	2016	1	-	-	-	-	-	-	-	-	-	-	-	1			1
Contested Divorce	2015	10	10	12	7	4	6	11	8	9	9	4	8	60			98
	2016	12	14	7	7	8	13	8	-	-	-	-	-	69	15.0%	▲	69
Domestic and Family - Level 1	2015	3	3	5	2	7	1	6	6	-	1	15	-	27			49
	2016	4	8	3	11	2	11	4	-	-	-	-	-	43	59.3%	▲	43
Domestic and Family - Level 2	2015	-	-	1	2	1	2	2	1	-	-	-	-	8			9
	2016	2	2	-	3	2	4	1	-	-	-	-	-	14	75.0%	▲	14
General Civil - Level 1	2015	-	-	-	-	-	-	1	-	-	-	-	-	1			1
	2016	1	-	-	-	-	-	-	-	-	-	-	-	1	0.0%	↔	1
General Civil - Level 2	2015	2	4	5	1	2	1	-	2	1	2	3	-	15			23
	2016	1	2	2	1	1	3	-	-	-	-	-	-	10	-33.3%	▼	10
General Civil - Level 3	2015	1	-	-	2	-	3	-	8	1	4	2	5	6			26
	2016	-	4	2	3	4	2	2	-	-	-	-	-	17	183.3%	▲	17
Miscellaneous	2015	36	25	23	25	27	28	28	23	38	24	24	57	192			358
	2016	36	33	42	34	27	32	31	-	-	-	-	-	235	22.4%	▲	235
Misdemeanor	2015	10	6	14	6	11	6	16	11	11	12	5	14	69			122
	2016	9	12	21	7	14	20	5	-	-	-	-	-	88	27.5%	▲	88
Non-Capital Felonies and Related Matters	2015	66	18	18	69	56	13	37	49	29	28	42	35	277			460
	2016	41	26	54	56	67	58	43	-	-	-	-	-	345	24.5%	▲	345
Other	2015	41	50	43	26	24	23	30	34	40	16	25	25	237			377
	2016	23	68	39	41	24	26	38	-	-	-	-	-	259	9.3%	▲	259
Other Criminally Related Matters	2015	-	-	1	6	1	4	3	1	5	7	2	1	15			31
	2016	-	-	-	-	12	-	-	-	-	-	-	-	12	-20.0%	▼	12
Probates/Wills and Trusts - Level 1	2015	1	-	1	-	-	-	-	-	-	1	-	-	2			3
	2016	-	-	1	-	-	-	-	-	-	-	-	-	1	-50.0%	▼	1
Probates/Wills and Trusts - Level 2	2015	-	1	1	1	-	1	-	-	-	1	-	-	4			5
	2016	-	-	1	2	1	1	-	-	-	-	-	-	5	25.0%	▲	5
Uncontested Divorce	2015	23	24	35	20	15	19	18	18	13	19	14	18	154			236
	2016	22	38	32	14	25	28	16	-	-	-	-	-	175	13.6%	▲	175

**Court:** Clarke Circuit  
**Start/End Date:** Jan-15 / Jul-16  
**2015 Average Month:** 52  
**Jan-Jul 2015:** 360  
**Filings Trending:** ▲

**Circuit/Court ID:** 26  
226043  
**Type of Case:** Filings  
**2016 Average Month:**60  
**Jan-Jul 2016 :** 422  
**Overall AVG. Month:** 55



Totals		
	2015	2016
Civil	129	74
Criminal	232	177
Other	258	171
Total	619	422



Jan --- Jul Filings				
	2015	2016	% Change	Trending
Civil	81	74	-8.6%	▼
Criminal	149	177	18.8%	▲
Other	130	171	31.5%	▲
Total	360	422	17.2%	▲

	Jan	Feb	Mar	Apr	May	Jun	Jul	Aug	Sep	Oct	Nov	Dec	Thru Jul	% Change	Trending	Total
2015	29	53	45	79	42	41	71	40	45	67	38	69	360			619
2016	78	52	55	62	50	48	77	-	-	-	-	-	422	17.2%	▲	422

		Jan	Feb	Mar	Apr	May	Jun	Jul	Aug	Sep	Oct	Nov	Dec	Thru Jul	% Change	Trending	Total
Administrative Law	2016	-	-	-	-	-	-	1	-	-	-	-	-	1			1
Contested Divorce	2015	-	3	3	1	4	-	1	-	1	-	2	1	12			16
	2016	-	2	2	1	3	1	2	-	-	-	-	-	11	-8.3%	▼	11
Domestic and Family - Level 1	2015	-	-	1	-	1	-	-	-	1	-	-	-	2			3
	2016	1	-	-	1	-	1	1	-	-	-	-	-	4	100.0%	▲	4
Domestic and Family - Level 2	2015	-	-	1	1	-	-	1	-	-	-	-	-	3			3
	2016	-	-	1	1	-	-	1	-	-	-	-	-	3	0.0%	↔	3
General Civil - Level 1	2015	-	-	-	-	1	-	1	-	-	-	-	-	2			2
	2016	-	-	-	1	-	-	1	-	-	-	-	-	2	0.0%	↔	2
General Civil - Level 2	2015	1	2	1	5	1	-	-	1	1	2	1	-	10			15
	2016	1	-	1	1	1	-	1	-	-	-	-	-	5	-50.0%	▼	5
General Civil - Level 3	2015	-	-	-	1	1	-	1	-	2	2	1	-	3			8
	2016	1	-	1	2	6	4	4	-	-	-	-	-	18	500.0%	▲	18
Miscellaneous	2015	16	30	23	23	16	15	24	25	27	28	23	49	147			299
	2016	28	31	26	26	21	29	30	-	-	-	-	-	191	29.9%	▲	191
Misdemeanor	2015	2	1	3	5	3	7	8	1	5	10	3	7	29			55
	2016	10	4	3	3	5	1	5	-	-	-	-	-	31	6.9%	▲	31
Non-Capital Felonies and Related Matters	2015	6	10	8	40	10	13	30	6	7	23	4	10	117			167
	2016	33	12	18	26	13	11	28	-	-	-	-	-	141	20.5%	▲	141
Other	2015	-	1	-	-	-	-	-	-	-	-	-	-	1			1
Other Criminally Related Matters	2015	-	-	1	-	-	2	-	4	1	-	-	2	3			10
	2016	2	-	2	-	-	-	1	-	-	-	-	-	5	66.7%	▲	5
Probates/Wills and Trusts - Lev	2015	-	1	-	1	-	-	-	-	-	-	-	-	2			2
Protective Orders	2016	-	-	-	-	-	-	1	-	-	-	-	-	1			1
Uncontested Divorce	2015	4	5	4	2	5	4	5	3	-	2	4	-	29			38
	2016	2	3	1	-	1	1	1	-	-	-	-	-	9	-69.0%	▼	9



Court: Frederick Circuit

Start/End Date: Jan-15 / Jul-16

2015 Average Month: 391

Jan-Jul 2015: 2,829

Filings Trending: ↔

Circuit/Court ID: 26

226069


Type of Case: Filings

2016 Average Month:407

Jan-Jul 2016 : 2,847

Overall AVG. Month: 397

Monthly Summary



Jan 15-Jul 16

Totals

	2015	2016
Civil	895	511
Criminal	2,482	1,276
Other	1,318	1,060
Total	4,695	2,847

Jan --- Jul Filings

2,829

2015

2,847

2016

Jan --- Jul Filings

	2015	2016	% Change	Trending
Civil	540	511	-5.4%	▼
Criminal	1,604	1,276	-20.4%	▼
Other	685	1,060	54.7%	▲
Total	2,829	2,847	0.6%	▲

	Jan	Feb	Mar	Apr	May	Jun	Jul	Aug	Sep	Oct	Nov	Dec	Thru Jul	% Change	Trending	Total
2015	394	317	399	496	326	477	420	291	344	467	292	472	2,829			4,695
2016	374	438	467	352	419	394	403	-	-	-	-	-	2,847	0.6%	▲	2,847

		Jan	Feb	Mar	Apr	May	Jun	Jul	Aug	Sep	Oct	Nov	Dec	Thru Jul	% Change	Trending	Total
Administrative Law	2015	-	-	1	-	-	1	-	-	-	-	-	-	2			2
	2016	-	-	-	-	-	1	1	-	-	-	-	-	2	0.0%	↔	2
Capital Murder	2015	-	-	4	-	-	-	-	-	-	-	-	-	4			4
	2016	-	-	-	-	-	-	-	-	-	-	-	-	-			-
Contested Divorce	2015	5	10	14	15	6	9	6	10	7	7	5	14	65			108
	2016	6	9	16	14	18	6	13	-	-	-	-	-	82	26.2%	▲	82
Domestic and Family - Level 1	2015	2	4	7	7	6	6	2	3	5	7	9	2	34			60
	2016	-	5	3	4	6	7	7	-	-	-	-	-	32	-5.9%	▼	32
Domestic and Family - Level 2	2015	3	1	1	-	3	2	1	2	3	3	5	1	11			25
	2016	2	-	3	2	3	2	3	-	-	-	-	-	15	36.4%	▲	15
General Civil - Level 1	2015	-	-	-	1	-	-	-	-	1	1	-	-	1			3
	2016	1	2	1	-	1	-	-	-	-	-	-	-	5	400.0%	▲	5
General Civil - Level 2	2015	7	5	7	11	10	7	8	6	11	5	5	7	55			89
	2016	3	10	12	4	8	5	3	-	-	-	-	-	45	-18.2%	▼	45
General Civil - Level 3	2015	4	5	5	7	3	8	2	4	3	5	2	2	34			50
	2016	1	8	-	-	6	3	6	-	-	-	-	-	24	-29.4%	▼	24
Miscellaneous	2015	110	113	123	151	110	98	141	100	118	123	137	248	846			1,572
	2016	174	222	226	135	125	155	185	-	-	-	-	-	1,222	44.4%	▲	1,222
Misdemeanor	2015	42	53	53	40	23	127	55	43	35	62	18	18	393			569
	2016	28	27	32	34	36	32	28	-	-	-	-	-	217	-44.8%	▼	217
Non-Capital Felonies and Related Matters	2015	201	97	153	233	138	182	179	82	134	224	77	153	1,183			1,853
	2016	136	132	139	130	188	162	143	-	-	-	-	-	1,030	-12.9%	▼	1,030
Other	2015	-	1	-	-	-	-	1	1	-	-	-	-	2			3
	2016	5	4	1	7	5	3	5	13	2	11	2	5	30			63
Other Criminally Related Matters	2015	4	3	10	6	2	3	-	-	-	-	-	-	28	-6.7%	▼	28
	2016	-	-	-	1	-	1	-	-	-	-	-	-	2			2
Probates/Wills and Trusts - Lev	2015	2	1	2	4	4	3	-	2	2	2	1	2	16			25
	2016	2	1	2	2	4	-	1	-	-	-	-	-	12	-25.0%	▼	12
Uncontested Divorce	2015	13	23	32	19	18	30	20	25	23	17	31	20	155			271
	2016	17	19	19	21	22	18	13	-	-	-	-	-	129	-16.8%	▼	129

Court: Page Circuit

Start/End Date: Jan-15 / Jul-16

2015 Average Month: 139

Jan-Jul 2015: 1,012

Filings Trending: ▲

Circuit/Court ID: 26

226139


Type of Case: Filings

2016 Average Month:161

Jan-Jul 2016 : 1,129

Overall AVG. Month: 147

Monthly Summary



Jan 15-Jul 16

Totals

	2015	2016
Civil	276	167
Criminal	991	658
Other	400	304
Total	1,667	1,129

Jan --- Jul Filings

1,012

2015

1,129

2016

Jan --- Jul Filings

	2015	2016	% Change	Trending
Civil	171	167	-2.3%	▼
Criminal	635	658	3.6%	▲
Other	206	304	47.6%	▲
Total	1,012	1,129	11.6%	▲

	Jan	Feb	Mar	Apr	May	Jun	Jul	Aug	Sep	Oct	Nov	Dec	Thru Jul	% Change	Trending	Total
2015	194	108	155	125	142	130	158	117	149	125	108	156	1,012			1,667
2016	242	198	173	154	153	99	110	-	-	-	-	-	1,129	11.6%	▲	1,129

		Jan	Feb	Mar	Apr	May	Jun	Jul	Aug	Sep	Oct	Nov	Dec	Thru Jul	% Change	Trending	Total
Administrative Law	2015	-	-	-	-	-	-	-	-	-	-	1	1	0			2
Contested Divorce	2015	1	2	5	5	3	1	2	4	1	2	-	5	19	0.0%	↔	31
	2016	-	-	4	1	1	5	4	-	-	-	-	-	15	-21.1%	▼	15
Domestic and Family - Level 1	2015	2	1	1	2	-	-	-	1	3	1	-	1	6			12
	2016	3	-	-	1	1	3	1	-	-	-	-	-	9	50.0%	▲	9
Domestic and Family - Level 2	2015	1	1	-	1	-	1	-	-	-	2	2	2	4			10
	2016	-	-	-	-	-	1	4	-	-	-	-	-	5	25.0%	▲	5
General Civil - Level 1	2016	-	-	-	-	-	-	1	-	-	-	-	-	1			1
General Civil - Level 2	2015	1	2	6	2	2	7	6	1	2	3	-	3	26			35
	2016	1	3	4	-	5	3	1	-	-	-	-	-	17	-34.6%	▼	17
General Civil - Level 3	2015	-	-	1	3	2	1	5	-	-	1	2	1	12			16
	2016	1	-	5	-	3	1	3	-	-	-	-	-	13	8.3%	▲	13
Miscellaneous	2015	42	40	41	22	32	33	40	23	43	44	33	82	250			475
	2016	70	71	57	33	35	36	41	-	-	-	-	-	343	37.2%	▲	343
Misdemeanor	2015	33	13	15	7	26	23	27	26	11	17	20	11	144			229
	2016	29	8	16	22	24	4	11	-	-	-	-	-	114	-20.8%	▼	114
Non-Capital Felonies and Related Matters	2015	108	38	74	77	60	52	63	55	74	48	38	41	472			728
	2016	76	97	78	86	67	42	37	-	-	-	-	-	483	2.3%	▲	483
Other	2015	1	1	4	-	-	1	2	-	1	1	1	1	9			13
	2016	-	2	4	5	1	-	1	-	-	-	-	-	13	44.4%	▲	13
Other Criminally Related Matters	2015	1	-	1	1	8	3	5	1	11	-	3	1	19			35
	2016	56	1	-	3	2	-	-	-	-	-	-	-	62	226.3%	▲	62
Probates/Wills and Trusts - Lev	2016	-	-	-	-	1	-	-	-	-	-	-	-	1			1
Probates/Wills and Trusts - Level 2	2015	-	2	1	1	1	1	-	-	-	1	-	-	6			7
	2016	1	-	-	1	1	-	-	-	-	-	-	-	3	-50.0%	▼	3
Protective Orders	2015	1	-	-	-	-	-	-	-	-	-	-	-	1			1
Uncontested Divorce	2015	3	8	6	4	8	7	8	6	3	5	8	7	44			73
	2016	5	16	5	2	12	4	6	-	-	-	-	-	50	13.6%	▲	50

Court: Rockingham Circuit

Start/End Date: Jan-15 / Jul-16

2015 Average Month: 591

Jan-Jul 2015: 4,050

Filings Trending: ▲

Circuit/Court ID: 26

226165

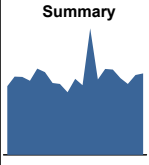
Type of Case: Filings

2016 Average Month:595

Jan-Jul 2016 : 4,168

Overall AVG. Month: 593

Monthly Summary



Jan 15-Jul 16

Totals

	2015	2016
Civil	1,625	961
Criminal	3,033	1,724
Other	2,436	1,483
Total	7,094	4,168

Jan --- Jul Filings

4,050

2015

4,168

2016

Jan --- Jul Filings

	2015	2016	% Change	Trending
Civil	937	961	2.6%	▲
Criminal	1,909	1,724	-9.7%	▼
Other	1,204	1,483	23.2%	▲
Total	4,050	4,168	2.9%	▲

	Jan	Feb	Mar	Apr	May	Jun	Jul	Aug	Sep	Oct	Nov	Dec	Thru Jul	% Change	Trending	Total
2015	515	588	584	557	647	621	538	531	470	571	523	949	4,050			7,094
2016	566	644	639	576	532	599	612	-	-	-	-	-	4,168	2.9%	▲	4,168

		Jan	Feb	Mar	Apr	May	Jun	Jul	Aug	Sep	Oct	Nov	Dec	Thru Jul	% Change	Trending	Total
Administrative Law	2015	-	1	-	1	-	-	3	1	-	1	1	1	5			9
	2016	-	1	1	1	1	1	-	-	-	-	-	-	5	0.0%	↔	5
Capital Murder	2015	-	-	-	4	-	-	-	-	-	-	-	-	4			4
	2016	-	-	-	1	-	-	-	-	-	-	-	-	1	-75.0%	▼	1
Contested Divorce	2015	12	10	18	9	22	11	14	16	12	14	18	9	96			165
	2016	9	11	12	17	14	23	16	-	-	-	-	-	102	6.3%	▲	102
Domestic and Family - Level 1	2015	6	2	5	3	3	9	20	6	5	15	19	6	48			99
	2016	8	7	4	3	9	46	9	-	-	-	-	-	86	79.2%	▲	86
Domestic and Family - Level 2	2015	5	1	14	4	15	17	3	5	8	18	19	5	59			114
	2016	9	4	3	20	4	6	4	-	-	-	-	-	50	-15.3%	▼	50
General Civil - Level 1	2015	2	2	-	1	2	1	1	1	2	-	-	-	9			12
	2016	1	-	-	-	-	1	2	-	-	-	-	-	4	-55.6%	▼	4
General Civil - Level 2	2015	13	14	9	11	10	17	11	12	18	5	22	9	85			151
	2016	11	11	20	19	17	13	10	-	-	-	-	-	101	18.8%	▲	101
General Civil - Level 3	2015	3	3	10	7	7	7	1	4	7	1	11	5	38			66
	2016	6	7	3	2	4	3	5	-	-	-	-	-	30	-21.1%	▼	30
Miscellaneous	2015	147	198	164	156	152	135	148	131	166	176	141	415	1,100			2,129
	2016	241	257	222	164	132	187	166	-	-	-	-	-	1,369	24.5%	▲	1,369
Misdemeanor	2015	43	43	56	41	64	74	37	47	35	35	39	51	358			565
	2016	27	62	65	46	44	49	55	-	-	-	-	-	348	-2.8%	▼	348
Non-Capital Felonies and Related Matters	2015	170	212	211	224	250	254	184	203	134	198	148	203	1,505			2,391
	2016	150	172	202	205	206	166	231	-	-	-	-	-	1,332	-11.5%	▼	1,332
Other	2015	77	67	55	67	51	66	71	65	56	74	77	219	454			945
	2016	68	70	59	66	65	64	75	-	-	-	-	-	467	2.9%	▲	467
Other Criminally Related Matters	2015	3	7	8	6	10	7	3	6	3	8	6	9	44			76
	2016	9	10	4	6	2	7	8	-	-	-	-	-	46	4.5%	▲	46
Probates/Wills and Trusts - Level 1	2015	-	-	-	-	-	1	-	1	-	-	1	-	1			3
	2016	-	-	-	1	-	2	-	-	-	-	-	-	3	200.0%	▲	3
Probates/Wills and Trusts - Level 2	2015	8	1	1	4	2	1	1	3	-	5	2	-	18			28
	2016	1	2	5	2	2	1	-	-	-	-	-	-	13	-27.8%	▼	13
Protective Orders	2015	-	1	3	1	5	-	1	-	-	-	2	-	11			13
	2016	-	-	-	2	1	4	3	-	-	-	-	-	10	-9.1%	▼	10
Uncontested Divorce	2015	26	26	30	18	54	21	40	30	24	21	17	17	215			324
	2016	26	30	39	21	31	26	28	-	-	-	-	-	201	-6.5%	▼	201

Court: Shenandoah Circuit

Start/End Date: Jan-15 / Jul-16

2015 Average Month: 265

Jan-Jul 2015: 1,738

Filings Trending: ▲

Circuit/Court ID: 26

226171


Type of Case: Filings

2016 Average Month:295

Jan-Jul 2016 : 2,068

Overall AVG. Month: 276

Monthly Summary




Jan 15-Jul 16

Totals

	2015	2016
Civil	425	272
Criminal	1,351	833
Other	1,402	963
Total	3,178	2,068

Jan --- Jul Filings



20152016

Jan --- Jul Filings

	2015	2016	% Change	Trending
Civil	240	272	13.3%	▲
Criminal	805	833	3.5%	▲
Other	693	963	39.0%	▲
Total	1,738	2,068	19.0%	▲

	Jan	Feb	Mar	Apr	May	Jun	Jul	Aug	Sep	Oct	Nov	Dec	Thru Jul	% Change	Trending	Total
2015	260	303	265	302	141	259	208	263	243	323	164	447	1,738			3,178
2016	345	244	333	304	280	273	289	-	-	-	-	-	2,068	19.0%	▲	2,068

		Jan	Feb	Mar	Apr	May	Jun	Jul	Aug	Sep	Oct	Nov	Dec	Thru Jul	% Change	Trending	Total
Administrative Law	2015	-	-	-	-	1	-	1	-	-	-	-	-	2			2
	2016	1	-	-	-	-	-	-	-	-	-	-	-	1	-50.0%	▼	1
Contested Divorce	2015	-	-	5	7	6	7	6	2	3	2	5	2	31			45
	2016	3	8	2	7	2	2	5	-	-	-	-	-	29	-6.5%	▼	29
Domestic and Family - Level 1	2015	6	3	2	9	2	4	3	12	8	2	4	1	29			56
	2016	6	-	6	6	1	-	-	-	-	-	-	-	19	-34.5%	▼	19
Domestic and Family - Level 2	2015	2	2	-	2	1	4	1	1	1	-	-	1	12			15
	2016	-	3	2	4	-	3	-	-	-	-	-	-	12	0.0%	↔	12
General Civil - Level 1	2015	-	-	1	-	-	-	-	-	2	-	-	-	1			3
	2016	-	-	1	-	-	-	-	-	-	-	-	-	1	0.0%	↔	1
General Civil - Level 2	2015	1	4	3	2	3	4	2	2	5	1	3	3	19			33
	2016	2	1	9	2	1	5	11	-	-	-	-	-	31	63.2%	▲	31
General Civil - Level 3	2015	2	-	3	2	2	1	-	2	3	-	2	1	10			18
	2016	2	-	-	1	1	1	2	-	-	-	-	-	7	-30.0%	▼	7
Miscellaneous	2015	73	54	85	66	52	75	64	84	76	71	93	142	469			935
	2016	116	103	121	83	81	78	96	-	-	-	-	-	678	44.6%	▲	678
Misdemeanor	2015	17	45	35	16	8	17	15	19	24	122	9	38	153			365
	2016	27	23	18	16	42	40	17	-	-	-	-	-	183	19.6%	▲	183
Non-Capital Felonies and Related Matters	2015	110	90	99	128	34	95	74	42	73	79	8	98	630			930
	2016	99	71	74	129	87	68	108	-	-	-	-	-	636	1.0%	▲	636
Other	2015	38	91	22	53	27	42	33	70	39	29	23	148	306			615
	2016	80	28	86	39	55	66	32	-	-	-	-	-	386	26.1%	▲	386
Other Criminally Related Matters	2015	1	8	1	5	2	5	-	19	-	10	2	3	22			56
	2016	-	1	6	4	-	1	3	-	-	-	-	-	15	-31.8%	▼	15
Probates/Wills and Trusts - Lev	2016	1	1	1	-	-	-	-	-	-	-	-	-	3			3
Probates/Wills and Trusts - Level 2	2015	-	1	-	1	-	-	3	-	-	-	-	2	5			7
	2016	1	1	1	3	1	-	-	-	-	-	-	-	7	40.0%	▲	7
Uncontested Divorce	2015	10	5	9	11	3	5	6	10	9	7	15	8	49			98
	2016	7	4	6	10	9	9	15	-	-	-	-	-	60	22.4%	▲	60

Court: Warren Circuit

Start/End Date: Jan-15 / Jul-16

2015 Average Month: 264

Jan-Jul 2015: 1,752

Filings Trending: ▲

Circuit/Court ID: 26

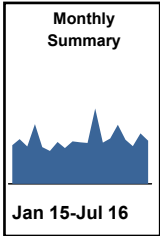
226187

Type of Case: Filings

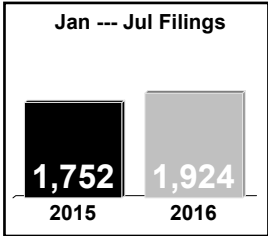
2016 Average Month:275

Jan-Jul 2016 : 1,924

Overall AVG. Month: 268



Totals		
	2015	2016
Civil	676	441
Criminal	1,248	678
Other	1,242	805
Total	3,166	1,924



Jan --- Jul Filings				
	2015	2016	% Change	Trending
Civil	398	441	10.8%	▲
Criminal	701	678	-3.3%	▼
Other	653	805	23.3%	▲
Total	1,752	1,924	9.8%	▲

	Jan	Feb	Mar	Apr	May	Jun	Jul	Aug	Sep	Oct	Nov	Dec	Thru Jul	% Change	Trending	Total
2015	232	268	224	358	221	198	251	214	255	248	245	452	1,752			3,166
2016	247	271	354	265	226	302	259	-	-	-	-	-	1,924	9.8%	▲	1,924

		Jan	Feb	Mar	Apr	May	Jun	Jul	Aug	Sep	Oct	Nov	Dec	Thru Jul	% Change	Trending	Total
Administrative Law	2015	-	-	-	-	1	-	-	-	-	-	-	-	1			1
Contested Divorce	2015	6	8	14	10	9	10	8	12	8	10	6	6	65			107
	2016	9	14	8	8	3	16	9	-	-	-	-	-	67	3.1%	▲	67
Domestic and Family - Level 1	2015	1	1	6	5	11	11	4	9	18	12	4	2	39			84
	2016	-	21	2	3	1	6	7	-	-	-	-	-	40	2.6%	▲	40
Domestic and Family - Level 2	2015	-	-	12	2	4	2	1	5	-	2	5	1	21			34
	2016	-	1	-	-	3	-	1	-	-	-	-	-	5	-76.2%	▼	5
General Civil - Level 1	2015	-	-	-	-	-	-	-	1	-	-	-	-	0			1
	2016	-	2	1	-	-	-	-	-	-	-	-	-	3	0.0%	↔	3
General Civil - Level 2	2015	1	6	6	8	8	4	4	2	3	5	3	6	37			56
	2016	2	16	4	8	7	13	4	-	-	-	-	-	54	45.9%	▲	54
General Civil - Level 3	2015	1	-	2	3	3	3	1	-	1	1	1	-	13			16
	2016	1	4	2	2	2	4	1	-	-	-	-	-	16	23.1%	▲	16
Miscellaneous	2015	77	66	73	60	53	55	74	64	54	72	88	162	458			898
	2016	111	107	118	86	69	92	84	-	-	-	-	-	667	45.6%	▲	667
Misdemeanor	2015	15	11	14	29	18	14	22	27	20	16	15	22	123			223
	2016	16	8	34	18	13	22	21	-	-	-	-	-	132	7.3%	▲	132
Non-Capital Felonies and Related Matters	2015	83	75	24	162	68	47	76	46	103	74	71	136	535			965
	2016	42	37	120	57	75	78	97	-	-	-	-	-	506	-5.4%	▼	506
Other	2015	25	72	42	46	28	32	34	16	29	43	26	99	279			492
	2016	50	40	36	54	26	35	3	-	-	-	-	-	244	-12.5%	▼	244
Other Criminally Related Matters	2015	10	5	13	4	1	4	6	5	4	-	7	1	43			60
	2016	2	3	6	2	6	9	12	-	-	-	-	-	40	-7.0%	▼	40
Probates/Wills and Trusts - Lev	2015	-	-	-	-	-	-	-	-	1	-	-	-	0			1
Probates/Wills and Trusts - Level 2	2015	2	-	-	1	-	-	1	-	-	-	-	-	4	0.0%	↔	4
	2016	-	-	-	1	1	1	-	-	-	-	-	-	3	-25.0%	▼	3
Protective Orders	2015	1	4	-	-	1	1	2	1	1	-	1	1	9			13
	2016	-	1	2	-	1	1	-	-	-	-	-	-	5	-44.4%	▼	5
Uncontested Divorce	2015	10	20	18	28	16	15	18	26	13	13	18	16	125			211
	2016	14	17	21	26	19	25	20	-	-	-	-	-	142	13.6%	▲	142

Court: Winchester Circuit

Start/End Date: Jan-15 / Jul-16

2015 Average Month: 222

Jan-Jul 2015: 1,692

Filings Trending: ▼

Circuit/Court ID: 26

226840


Type of Case: Filings

2016 Average Month:190

Jan-Jul 2016 : 1,333

Overall AVG. Month: 210

Monthly Summary



Jan 15-Jul 16

Totals

	2015	2016
Civil	466	257
Criminal	1,948	934
Other	249	142
Total	2,663	1,333

Jan --- Jul Filings

1,692

2015

1,333

2016

Jan --- Jul Filings

	2015	2016	% Change	Trending
Civil	297	257	-13.5%	▼
Criminal	1,259	934	-25.8%	▼
Other	136	142	4.4%	▲
Total	1,692	1,333	-21.2%	▼

	Jan	Feb	Mar	Apr	May	Jun	Jul	Aug	Sep	Oct	Nov	Dec	Thru Jul	% Change	Trending	Total
2015	200	277	250	213	230	259	263	217	213	189	134	218	1,692			2,663
2016	197	215	213	186	134	198	190	-	-	-	-	-	1,333	-21.2%	▼	1,333

		Jan	Feb	Mar	Apr	May	Jun	Jul	Aug	Sep	Oct	Nov	Dec	Thru Jul	% Change	Trending	Total
Administrative Law	2015	-	-	-	-	-	1	-	-	-	-	-	1	1			2
	2016	1	-	2	-	-	-	1	-	-	-	-	-	4	300.0%	▲	4
Contested Divorce	2015	4	5	5	5	-	6	2	4	6	3	2	-	27			42
	2016	1	3	3	1	2	3	2	-	-	-	-	-	15	-44.4%	▼	15
Domestic and Family - Level 1	2015	4	-	-	-	5	13	4	4	3	-	6	2	26			41
	2016	1	1	11	8	4	8	13	-	-	-	-	-	46	76.9%	▲	46
Domestic and Family - Level 2	2015	3	-	2	3	1	3	4	-	5	3	-	1	16			25
	2016	-	-	5	3	-	3	-	-	-	-	-	-	11	-31.3%	▼	11
General Civil - Level 1	2015	1	1	1	1	-	-	1	1	1	1	2	2	5			12
	2016	-	1	1	-	-	1	2	-	-	-	-	-	5	0.0%	↔	5
General Civil - Level 2	2015	5	-	20	4	4	3	8	4	3	6	2	3	44			62
	2016	3	4	3	4	8	7	3	-	-	-	-	-	32	-27.3%	▼	32
General Civil - Level 3	2015	6	1	3	6	2	3	1	-	1	3	1	3	22			30
	2016	1	3	2	-	2	2	2	-	-	-	-	-	12	-45.5%	▼	12
Miscellaneous	2015	22	37	28	27	28	25	29	29	30	21	35	50	196			361
	2016	39	35	28	28	23	34	35	-	-	-	-	-	222	13.3%	▲	222
Misdemeanor	2015	31	46	43	40	46	46	37	37	26	30	16	43	289			441
	2016	41	25	38	19	10	28	40	-	-	-	-	-	201	-30.4%	▼	201
Non-Capital Felonies and Related Matters	2015	100	172	135	112	127	137	160	120	123	113	59	108	943			1,466
	2016	102	130	109	116	79	101	85	-	-	-	-	-	722	-23.4%	▼	722
Other	2015	3	2	3	2	2	3	1	-	3	2	2	-	16			23
	2016	2	-	2	-	-	-	1	-	-	-	-	-	5	-68.8%	▼	5
Other Criminally Related Matters	2015	6	2	4	3	4	7	2	5	4	-	1	4	28			42
	2016	1	3	2	1	2	2	1	-	-	-	-	-	12	-57.1%	▼	12
Probates/Wills and Trusts - Lev	2015	-	1	-	-	-	-	-	-	-	-	-	-	1			1
Probates/Wills and Trusts - Level 2	2015	1	-	1	-	1	2	2	3	-	2	1	-	7			13
	2016	-	2	1	1	-	-	1	-	-	-	-	-	5	-28.6%	▼	5
Protective Orders	2015	-	-	-	-	-	-	-	-	1	-	-	-	0			1
Uncontested Divorce	2015	14	10	5	10	10	10	12	10	7	5	7	1	71	0.0%	↔	101
	2016	5	8	6	5	4	9	4	-	-	-	-	-	41	-42.3%	▼	41

Court: Bland Circuit

Start/End Date: Jan-15 / Jul-16

2015 Average Month: 29

Jan-Jul 2015: 175

Filings Trending: ▲

Circuit/Court ID: 27

227021


Type of Case: Filings

2016 Average Month:46

Jan-Jul 2016 : 325

Overall AVG. Month: 35

Monthly Summary



Jan 15-Jul 16

Totals

	2015	2016
Civil	76	57
Criminal	54	95
Other	212	173
Total	342	325

Jan --- Jul Filings

175

2015

325

2016

Jan --- Jul Filings

	2015	2016	% Change	Trending
Civil	43	57	32.6%	▲
Criminal	33	95	187.9%	▲
Other	99	173	74.7%	▲
Total	175	325	85.7%	▲

	Jan	Feb	Mar	Apr	May	Jun	Jul	Aug	Sep	Oct	Nov	Dec	Thru Jul	% Change	Trending	Total
2015	20	32	29	24	28	19	23	26	30	38	26	47	175			342
2016	58	63	48	33	46	44	33	-	-	-	-	-	325	85.7%	▲	325

		Jan	Feb	Mar	Apr	May	Jun	Jul	Aug	Sep	Oct	Nov	Dec	Thru Jul	% Change	Trending	Total
Administrative Law	2016	-	1	-	-	-	-	-	-	-	-	-	-	1			1
	2015	2	1	1	2	-	-	1	2	1	-	-	-	7			10
Contested Divorce	2016	1	-	3	-	1	3	1	-	-	-	-	-	9	28.6%	▲	9
	2015	-	-	-	3	-	1	-	2	-	-	2	1	4			9
Domestic and Family - Level 1	2016	1	-	-	1	-	-	2	-	-	-	-	-	4	0.0%	↔	4
	2015	-	-	1	-	2	-	-	-	1	-	-	-	3			4
Domestic and Family - Level 2	2016	-	-	-	-	-	-	1	-	-	-	-	-	1			1
	2015	-	1	-	2	-	-	-	-	-	-	-	-	3			3
General Civil - Level 1	2016	1	1	-	-	2	2	2	-	-	-	-	-	8	166.7%	▲	8
	2015	1	-	-	-	1	1	1	-	-	1	1	1	4			7
General Civil - Level 3	2016	-	1	-	-	1	-	1	-	-	-	-	-	3	-25.0%	▼	3
	2015	13	23	22	12	15	10	12	14	17	30	19	41	107			228
Miscellaneous	2016	44	39	33	28	10	17	17	-	-	-	-	-	188	75.7%	▲	188
	2015	-	3	-	1	-	-	1	1	-	1	1	-	5			8
Misdemeanor	2016	-	-	1	-	2	1	2	-	-	-	-	-	6	20.0%	▲	6
	2015	2	1	4	2	8	3	6	4	6	2	-	2	26			40
Non-Capital Felonies and Related Matters	2016	10	15	9	4	29	17	6	-	-	-	-	-	90	246.2%	▲	90
	2015	-	-	-	-	-	1	-	-	-	-	-	-	1			1
Other	2016	-	1	-	-	-	2	-	-	-	-	-	-	3	200.0%	▲	3
	2015	-	1	-	-	1	-	-	2	-	1	1	-	2			6
Other Criminally Related Matter	2015	-	-	1	-	-	-	-	-	1	-	-	1	1			3
Probates/Wills and Trusts - Lev	2015	2	2	-	2	1	3	2	1	4	3	2	1	12			23
Uncontested Divorce	2016	1	5	2	-	1	2	1	-	-	-	-	-	12	0.0%	↔	12



Court: Carroll Circuit

Start/End Date: Jan-15 / Jul-16

2015 Average Month: 227

Jan-Jul 2015: 1,502

Filings Trending: ▲

Circuit/Court ID: 27

227035


Type of Case: Filings

2016 Average Month:264

Jan-Jul 2016 : 1,845

Overall AVG. Month: 240

Monthly Summary

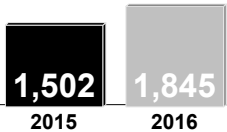


Jan 15-Jul 16

Totals

	2015	2016
Civil	436	290
Criminal	1,071	787
Other	1,213	768
Total	2,720	1,845

Jan --- Jul Filings



20152016

Jan --- Jul Filings

	2015	2016	% Change	Trending
Civil	269	290	7.8%	▲
Criminal	586	787	34.3%	▲
Other	647	768	18.7%	▲
Total	1,502	1,845	22.8%	▲

	Jan	Feb	Mar	Apr	May	Jun	Jul	Aug	Sep	Oct	Nov	Dec	Thru Jul	% Change	Trending	Total
2015	195	190	318	191	181	203	224	202	271	224	163	358	1,502			2,720
2016	302	247	291	252	223	318	212	-	-	-	-	-	1,845	22.8%	▲	1,845

		Jan	Feb	Mar	Apr	May	Jun	Jul	Aug	Sep	Oct	Nov	Dec	Thru Jul	% Change	Trending	Total
Administrative Law	2015	-	1	-	-	1	-	-	-	-	-	-	-	2			2
	2016	-	-	-	-	-	1	-	-	-	-	-	-	1	-50.0%	▼	1
Contested Divorce	2015	1	5	5	4	8	2	7	2	3	3	3	6	32			49
	2016	4	5	5	6	7	3	2	-	-	-	-	-	32	0.0%	↔	32
Domestic and Family - Level 1	2015	-	-	1	5	1	5	-	-	8	5	1	1	12			27
	2016	1	13	3	4	19	-	3	-	-	-	-	-	43	258.3%	▲	43
Domestic and Family - Level 2	2015	1	2	4	-	1	1	1	-	-	2	1	1	10			14
	2016	2	1	2	2	1	1	2	-	-	-	-	-	11	10.0%	▲	11
General Civil - Level 1	2015	-	-	1	-	-	-	-	-	-	-	-	-	1			1
	2016	-	-	-	1	1	-	1	-	-	-	-	-	3	200.0%	▲	3
General Civil - Level 2	2015	3	2	14	4	11	6	7	3	3	2	2	4	47			61
	2016	2	-	9	3	2	6	4	-	-	-	-	-	26	-44.7%	▼	26
General Civil - Level 3	2015	-	-	4	1	3	1	1	2	3	3	2	4	10			24
	2016	2	1	3	2	3	6	-	-	-	-	-	-	17	70.0%	▲	17
Miscellaneous	2015	88	74	105	90	45	70	96	85	91	84	58	140	568			1,026
	2016	130	120	122	110	68	79	90	-	-	-	-	-	719	26.6%	▲	719
Misdemeanor	2015	11	11	19	10	7	13	9	21	10	19	19	6	80			155
	2016	20	7	6	21	9	17	13	-	-	-	-	-	93	16.3%	▲	93
Non-Capital Felonies and Related Matters	2015	52	54	102	40	63	62	57	56	116	65	54	74	430			795
	2016	96	57	101	69	74	158	69	-	-	-	-	-	624	45.1%	▲	624
Other	2015	19	23	27	21	21	29	24	20	21	15	10	99	164			329
	2016	27	30	20	16	13	16	19	-	-	-	-	-	141	-14.0%	▼	141
Other Criminally Related Matters	2015	12	3	23	5	8	11	14	5	7	11	8	14	76			121
	2016	11	5	8	10	16	18	3	-	-	-	-	-	71	-6.6%	▼	71
Probates/Wills and Trusts - Lev	2015	-	-	-	2	-	1	-	-	1	-	-	-	3			4
Probates/Wills and Trusts - Level 2	2015	2	3	1	2	2	-	-	4	1	4	-	3	10			22
	2016	2	1	2	1	2	5	2	-	-	-	-	-	15	50.0%	▲	15
Protective Orders	2015	-	1	-	-	-	-	-	-	-	-	-	-	1			1
Uncontested Divorce	2015	6	11	12	7	10	2	8	4	7	11	5	6	56			89
	2016	5	7	10	7	8	8	4	-	-	-	-	-	49	-12.5%	▼	49

Court: Floyd Circuit

Start/End Date: Jan-15 / Jul-16

2015 Average Month: 76

Jan-Jul 2015: 479

Filings Trending: ▲

Circuit/Court ID: 27

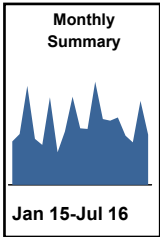
227063

Type of Case: Filings

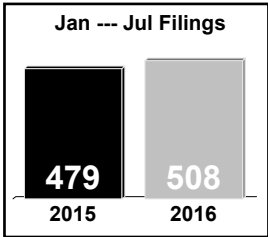
2016 Average Month:73

Jan-Jul 2016 : 508

Overall AVG. Month: 75



Totals		
	2015	2016
Civil	209	97
Criminal	331	142
Other	368	269
Total	908	508



Jan --- Jul Filings				
	2015	2016	% Change	Trending
Civil	114	97	-14.9%	▼
Criminal	183	142	-22.4%	▼
Other	182	269	47.8%	▲
Total	479	508	6.1%	▲

	Jan	Feb	Mar	Apr	May	Jun	Jul	Aug	Sep	Oct	Nov	Dec	Thru Jul	% Change	Trending	Total
2015	52	61	119	55	48	105	39	64	106	68	67	124	479			908
2016	79	77	81	59	51	101	60	-	-	-	-	-	508	6.1%	▲	508

		Jan	Feb	Mar	Apr	May	Jun	Jul	Aug	Sep	Oct	Nov	Dec	Thru Jul	% Change	Trending	Total
Contested Divorce	2015	1	-	4	3	1	2	-	1	5	-	-	2	11			19
	2016	-	-	3	-	1	1	-	-	-	-	-	-	5	-54.5%	▼	5
Domestic and Family - Level 1	2015	-	-	-	6	1	2	-	-	-	-	13	2	9			24
	2016	4	1	-	1	2	-	-	-	-	-	-	-	8	-11.1%	▼	8
Domestic and Family - Level 2	2015	-	-	-	2	1	-	-	-	-	-	-	-	3			3
	2016	-	-	-	-	1	-	1	-	-	-	-	-	2	-33.3%	▼	2
General Civil - Level 1	2015	1	1	-	-	-	-	-	-	-	-	-	-	2			2
	2016	-	-	1	-	-	1	-	-	-	-	-	-	2	0.0%	↔	2
General Civil - Level 2	2015	-	1	-	1	-	-	1	3	1	1	2	2	3			12
	2016	2	1	1	-	-	3	5	-	-	-	-	-	12	300.0%	▲	12
General Civil - Level 3	2015	2	1	1	3	1	-	2	4	2	-	1	3	10			20
	2016	-	1	-	1	5	2	2	-	-	-	-	-	11	10.0%	▲	11
Miscellaneous	2015	29	43	33	27	25	31	27	23	38	46	33	76	215			431
	2016	63	67	47	37	24	43	26	-	-	-	-	-	307	42.8%	▲	307
Misdemeanor	2015	1	-	5	-	4	3	1	3	11	4	1	2	14			35
	2016	5	2	2	11	3	6	11	-	-	-	-	-	40	185.7%	▲	40
Non-Capital Felonies and Related Matters	2015	8	4	71	10	9	60	2	17	44	11	7	34	164			277
	2016	2	2	26	2	13	36	8	-	-	-	-	-	89	-45.7%	▼	89
Other Criminally Related Matters	2015	-	4	-	-	1	-	-	5	-	-	9	-	5			19
	2016	-	2	-	1	-	7	3	-	-	-	-	-	13	160.0%	▲	13
Probates/Wills and Trusts - Lev	2015	-	-	-	-	-	-	-	-	1	-	-	-	0			1
Probates/Wills and Trusts - Level 2	2015	3	-	2	1	-	-	-	3	-	1	-	1	6	0.0%	↔	11
	2016	-	1	1	-	-	-	2	-	-	-	-	-	4	-33.3%	▼	4
Uncontested Divorce	2015	7	7	3	2	5	7	6	5	4	5	1	2	37			54
	2016	3	-	-	6	2	2	2	-	-	-	-	-	15	-59.5%	▼	15

Court: Giles Circuit

Start/End Date: Jan-15 / Jul-16

2015 Average Month: 116

Jan-Jul 2015: 697

Filings Trending: ▲

Circuit/Court ID: 27

227071


Type of Case: Filings

2016 Average Month:106

Jan-Jul 2016 : 742

Overall AVG. Month: 113

Monthly Summary



Jan 15-Jul 16

Totals

	2015	2016
Civil	203	125
Criminal	793	313
Other	401	304
Total	1,397	742

Jan --- Jul Filings

697

2015

742

2016

Jan --- Jul Filings

	2015	2016	% Change	Trending
Civil	132	125	-5.3%	▼
Criminal	351	313	-10.8%	▼
Other	214	304	42.1%	▲
Total	697	742	6.5%	▲

	Jan	Feb	Mar	Apr	May	Jun	Jul	Aug	Sep	Oct	Nov	Dec	Thru Jul	% Change	Trending	Total
2015	106	96	119	115	84	89	88	122	226	117	88	147	697			1,397
2016	129	114	118	91	79	92	119	-	-	-	-	-	742	6.5%	▲	742

		Jan	Feb	Mar	Apr	May	Jun	Jul	Aug	Sep	Oct	Nov	Dec	Thru Jul	% Change	Trending	Total
Contested Divorce	2015	3	-	2	1	2	2	2	1	2	1	1	1	12			18
	2016	-	4	2	1	1	1	2	-	-	-	-	-	11	-8.3%	▼	11
Domestic and Family - Level 1	2015	10	16	1	1	1	3	8	5	5	-	2	5	40			57
	2016	-	7	15	4	2	1	2	-	-	-	-	-	31	-22.5%	▼	31
Domestic and Family - Level 2	2015	-	-	6	-	5	-	-	-	-	1	-	-	11			12
	2016	6	2	1	1	-	1	-	-	-	-	-	-	11	0.0%	↔	11
General Civil - Level 2	2015	1	2	-	3	-	2	1	-	2	4	3	2	9			20
	2016	-	-	1	2	-	1	1	-	-	-	-	-	5	-44.4%	▼	5
General Civil - Level 3	2015	-	1	-	1	-	-	-	2	-	1	1	1	2			7
	2016	1	-	-	1	1	1	-	-	-	-	-	-	4	100.0%	▲	4
Infraction/ Civil Violation	2015	-	-	1	-	-	-	-	-	-	-	-	-	1			1
Miscellaneous	2015	28	31	43	40	24	28	31	36	33	35	27	69	225			425
	2016	54	63	55	44	30	38	40	-	-	-	-	-	324	44.0%	▲	324
Misdemeanor	2015	9	9	10	6	10	6	5	19	23	13	10	7	55			127
	2016	17	23	16	7	13	7	8	-	-	-	-	-	91	65.5%	▲	91
Non-Capital Felonies and Related Matters	2015	50	26	47	42	34	34	32	47	151	52	26	55	265			596
	2016	38	9	22	25	25	38	58	-	-	-	-	-	215	-18.9%	▼	215
Other	2015	-	-	-	-	1	-	-	-	-	-	-	-	1			1
Other Criminally Related Matters	2015	1	5	1	16	-	8	1	8	5	9	17	-	32			71
	2016	2	1	-	1	-	3	-	-	-	-	-	-	7	-78.1%	▼	7
Probates/Wills and Trusts - Lev	2016	-	-	-	-	1	-	-	-	-	-	-	-	1			1
Probates/Wills and Trusts - Level 2	2015	1	3	-	-	1	1	2	1	-	-	-	1	8			10
	2016	4	1	2	-	-	-	-	-	-	-	-	-	7	-12.5%	▼	7
Protective Orders	2015	-	1	-	-	-	-	-	1	1	-	-	-	1			3
	2016	4	1	-	-	-	-	-	-	-	-	-	-	5	400.0%	▲	5
Uncontested Divorce	2015	3	2	8	5	6	5	6	2	4	1	1	6	35			49
	2016	3	3	4	5	6	1	8	-	-	-	-	-	30	-14.3%	▼	30

Court: Grayson Circuit

Start/End Date: Jan-15 / Jul-16

2015 Average Month: 112

Jan-Jul 2015: 807

Filings Trending: ▲

Circuit/Court ID: 27

227077


Type of Case: Filings

2016 Average Month:122

Jan-Jul 2016 : 855

Overall AVG. Month: 116

Monthly Summary



Jan 15-Jul 16

Totals

	2015	2016
Civil	263	119
Criminal	524	342
Other	556	394
Total	1,343	855

Jan --- Jul Filings

807

2015

855

2016

Jan --- Jul Filings

	2015	2016	% Change	Trending
Civil	135	119	-11.9%	▼
Criminal	368	342	-7.1%	▼
Other	304	394	29.6%	▲
Total	807	855	5.9%	▲

	Jan	Feb	Mar	Apr	May	Jun	Jul	Aug	Sep	Oct	Nov	Dec	Thru Jul	% Change	Trending	Total
2015	135	83	142	136	122	66	123	83	103	140	79	131	807			1,343
2016	141	133	110	147	99	104	121	-	-	-	-	-	855	5.9%	▲	855

		Jan	Feb	Mar	Apr	May	Jun	Jul	Aug	Sep	Oct	Nov	Dec	Thru Jul	% Change	Trending	Total
Contested Divorce	2015	2	2	4	3	3	1	5	3	3	3	-	1	20			30
	2016	1	-	3	3	1	3	1	-	-	-	-	-	12	-40.0%	▼	12
Domestic and Family - Level 1	2015	2	-	7	6	5	-	-	-	2	14	20	1	20			57
	2016	-	-	-	1	1	-	-	-	-	-	-	-	2	-90.0%	▼	2
Domestic and Family - Level 2	2015	-	-	-	-	-	-	2	-	-	-	-	-	2			2
	2016	-	-	1	1	1	1	-	-	-	-	-	-	4	100.0%	▲	4
General Civil - Level 1	2015	-	-	2	-	-	-	-	-	-	-	-	-	2			2
	2016	-	1	-	-	-	1	-	-	-	-	-	-	2	0.0%	↔	2
General Civil - Level 2	2015	4	1	2	3	3	3	1	4	2	3	1	5	17			32
	2016	2	2	-	3	-	2	4	-	-	-	-	-	13	-23.5%	▼	13
General Civil - Level 3	2015	-	2	-	1	-	-	1	5	1	2	4	1	4			17
	2016	1	1	-	1	-	4	1	-	-	-	-	-	8	100.0%	▲	8
Miscellaneous	2015	43	48	69	63	36	36	32	33	73	44	34	88	327			599
	2016	92	76	62	52	33	55	51	-	-	-	-	-	421	28.7%	▲	421
Misdemeanor	2015	5	12	6	6	21	5	9	8	3	12	5	12	64			104
	2016	8	10	15	18	13	6	10	-	-	-	-	-	80	25.0%	▲	80
Non-Capital Felonies and Related Matters	2015	71	11	41	49	45	11	66	18	11	55	12	21	294			411
	2016	32	30	21	57	41	24	48	-	-	-	-	-	253	-13.9%	▼	253
Other	2015	-	-	-	1	2	1	1	2	2	1	-	-	5			10
	2016	1	2	-	1	4	3	-	-	-	-	-	-	11	120.0%	▲	11
Other Criminally Related Matters	2015	-	1	3	1	-	1	4	1	-	1	-	-	10			12
	2016	-	5	1	2	2	-	1	-	-	-	-	-	11	10.0%	▲	11
Probates/Wills and Trusts - Lev	2016	-	-	-	-	-	-	1	-	-	-	-	-	1			1
Probates/Wills and Trusts - Level 2	2015	1	-	3	-	-	1	-	-	1	2	-	-	5			8
	2016	1	-	1	1	-	1	1	-	-	-	-	-	5	0.0%	↔	5
Protective Orders	2015	-	1	-	-	2	-	-	1	-	-	-	-	3			4
	2016	-	1	1	1	-	-	-	-	-	-	-	-	3	0.0%	↔	3
Uncontested Divorce	2015	7	5	5	3	5	7	2	8	5	3	3	2	34			55
	2016	3	5	5	6	3	4	3	-	-	-	-	-	29	-14.7%	▼	29

Court: Montgomery Circuit

Start/End Date: Jan-15 / Jul-16

2015 Average Month: 407

Jan-Jul 2015: 2,637

Filings Trending: ▲

Circuit/Court ID: 27

227121


Type of Case: Filings

2016 Average Month:444

Jan-Jul 2016 : 3,108

Overall AVG. Month: 421

Monthly Summary



Jan 15-Jul 16

Totals

	2015	2016
Civil	1,071	611
Criminal	1,660	1,212
Other	2,151	1,285
Total	4,882	3,108

Jan --- Jul Filings

2,637

2015

3,108

2016

Jan --- Jul Filings

	2015	2016	% Change	Trending
Civil	627	611	-2.6%	▼
Criminal	866	1,212	40.0%	▲
Other	1,144	1,285	12.3%	▲
Total	2,637	3,108	17.9%	▲

	Jan	Feb	Mar	Apr	May	Jun	Jul	Aug	Sep	Oct	Nov	Dec	Thru Jul	% Change	Trending	Total
2015	355	325	439	493	267	375	383	429	395	402	332	687	2,637			4,882
2016	405	549	461	422	487	414	370	-	-	-	-	-	3,108	17.9%	▲	3,108

		Jan	Feb	Mar	Apr	May	Jun	Jul	Aug	Sep	Oct	Nov	Dec	Thru Jul	% Change	Trending	Total
Administrative Law	2015	1	-	-	-	-	-	3	1	-	-	-	-	4			5
	2016	1	1	-	-	-	1	-	-	-	-	-	-	3	-25.0%	▼	3
Contested Divorce	2015	10	11	12	12	7	8	9	9	9	8	9	7	69			111
	2016	6	7	7	5	8	5	7	-	-	-	-	-	45	-34.8%	▼	45
Domestic and Family - Level 1	2015	-	3	9	5	7	7	7	6	3	-	5	4	38			56
	2016	4	11	5	2	13	9	7	-	-	-	-	-	51	34.2%	▲	51
Domestic and Family - Level 2	2015	2	1	4	3	-	3	3	3	2	3	1	2	16			27
	2016	1	4	3	2	2	7	1	-	-	-	-	-	20	25.0%	▲	20
General Civil - Level 1	2015	-	4	-	1	-	1	1	1	-	1	-	-	7			9
	2016	-	1	2	1	1	-	1	-	-	-	-	-	6	-14.3%	▼	6
General Civil - Level 2	2015	5	5	18	14	10	16	8	13	17	10	6	8	76			130
	2016	5	16	8	10	13	11	6	-	-	-	-	-	69	-9.2%	▼	69
General Civil - Level 3	2015	4	5	5	5	-	6	6	7	1	1	5	2	31			47
	2016	2	3	5	2	3	5	4	-	-	-	-	-	24	-22.6%	▼	24
Miscellaneous	2015	152	134	144	158	98	134	139	122	169	140	154	308	959			1,852
	2016	195	167	180	162	137	144	156	-	-	-	-	-	1,141	19.0%	▲	1,141
Misdemeanor	2015	25	28	31	39	18	46	31	43	35	36	24	29	218			385
	2016	28	58	45	33	52	27	19	-	-	-	-	-	262	20.2%	▲	262
Non-Capital Felonies and Related Matters	2015	110	43	97	122	57	75	113	163	106	114	82	133	617			1,215
	2016	89	175	112	126	186	97	95	-	-	-	-	-	880	42.6%	▲	880
Other	2015	24	67	93	95	44	50	41	37	37	56	22	165	414			731
	2016	49	72	61	51	39	76	51	-	-	-	-	-	399	-3.6%	▼	399
Other Criminally Related Matters	2015	3	3	4	6	4	7	4	3	8	7	6	7	31			62
	2016	3	11	14	9	6	17	11	-	-	-	-	-	71	129.0%	▲	71
Probates/Wills and Trusts - Level 1	2015	-	-	-	-	-	-	1	-	-	-	-	1	1			2
	2016	3	-	-	-	-	-	1	-	-	-	-	-	4	300.0%	▲	4
Probates/Wills and Trusts - Level 2	2015	4	3	4	3	1	3	-	2	1	4	1	2	18			28
	2016	4	5	3	3	5	4	4	-	-	-	-	-	28	55.6%	▲	28
Uncontested Divorce	2015	15	18	18	30	21	19	17	19	7	22	17	19	138			222
	2016	15	18	16	16	22	11	7	-	-	-	-	-	105	-23.9%	▼	105

Court: Pulaski Circuit

Start/End Date: Jan-15 / Jul-16

2015 Average Month: 238

Jan-Jul 2015: 1,594

Filings Trending: ▲

Circuit/Court ID: 27

227155


Type of Case: Filings

2016 Average Month:301

Jan-Jul 2016 : 2,108

Overall AVG. Month: 261

Monthly Summary

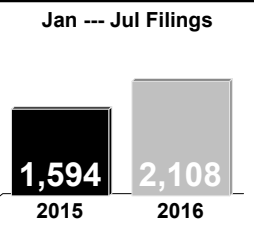


Jan 15-Jul 16

Totals

	2015	2016
Civil	498	270
Criminal	1,211	1,129
Other	1,149	709
Total	2,858	2,108

Jan --- Jul Filings



20152016

Jan --- Jul Filings

	2015	2016	% Change	Trending
Civil	322	270	-16.1%	▼
Criminal	705	1,129	60.1%	▲
Other	567	709	25.0%	▲
Total	1,594	2,108	32.2%	▲

	Jan	Feb	Mar	Apr	May	Jun	Jul	Aug	Sep	Oct	Nov	Dec	Thru Jul	% Change	Trending	Total
2015	263	202	231	272	183	196	247	196	227	312	185	344	1,594			2,858
2016	394	279	274	341	322	245	253	-	-	-	-	-	2,108	32.2%	▲	2,108

		Jan	Feb	Mar	Apr	May	Jun	Jul	Aug	Sep	Oct	Nov	Dec	Thru Jul	% Change	Trending	Total
Contested Divorce	2015	5	6	12	5	6	3	8	3	2	1	4	2	45			57
	2016	4	3	5	1	3	5	1	-	-	-	-	-	22	-51.1%	▼	22
Domestic and Family - Level 1	2015	4	-	15	10	6	4	6	10	2	9	1	10	45			77
	2016	3	4	9	6	4	9	4	-	-	-	-	-	39	-13.3%	▼	39
Domestic and Family - Level 2	2015	-	2	4	2	4	1	1	3	-	2	-	1	14			20
	2016	-	2	3	-	-	-	-	-	-	-	-	-	5	-64.3%	▼	5
General Civil - Level 1	2015	1	-	1	-	-	1	1	-	-	-	-	-	4			4
	2016	1	2	-	-	-	-	-	-	-	-	-	-	3	-25.0%	▼	3
General Civil - Level 2	2015	6	5	5	3	6	9	4	6	1	3	5	5	38			58
	2016	2	3	5	8	3	5	3	-	-	-	-	-	29	-23.7%	▼	29
General Civil - Level 3	2015	2	-	2	4	2	5	5	2	2	1	-	-	20			25
	2016	3	5	2	2	2	2	3	-	-	-	-	-	19	-5.0%	▼	19
Miscellaneous	2015	58	73	81	96	57	56	77	71	93	109	75	117	498			963
	2016	93	136	124	64	56	92	81	-	-	-	-	-	646	29.7%	▲	646
Misdemeanor	2015	22	28	11	18	10	8	13	20	11	29	19	26	110			215
	2016	27	16	28	44	38	14	15	-	-	-	-	-	182	65.5%	▲	182
Non-Capital Felonies and Related Matters	2015	132	47	53	86	63	63	95	52	75	114	50	71	539			901
	2016	230	67	61	184	169	72	110	-	-	-	-	-	893	65.7%	▲	893
Other	2015	23	24	20	17	13	27	12	15	19	29	12	99	136			310
	2016	21	18	16	19	28	21	19	-	-	-	-	-	142	4.4%	▲	142
Other Criminally Related Matters	2015	7	5	9	18	4	4	9	10	10	1	10	9	56			96
	2016	5	7	7	7	9	13	6	-	-	-	-	-	54	-3.6%	▼	54
Probates/Wills and Trusts - Lev	2015	-	-	-	-	-	-	-	1	-	-	-	-	0			1
Probates/Wills and Trusts - Level 2	2015	-	1	3	1	-	2	-	-	-	3	-	-	7	0.0%	↔	10
	2016	-	-	1	3	1	-	-	-	-	-	-	-	5	-28.6%	▼	5
Protective Orders	2015	-	-	-	1	1	-	-	-	-	-	1	1	2			4
	2016	-	-	1	-	-	3	3	-	-	-	-	-	7	250.0%	▲	7
Uncontested Divorce	2015	3	11	15	11	11	13	16	3	12	11	8	3	80			117
	2016	5	16	12	3	9	9	8	-	-	-	-	-	62	-22.5%	▼	62

Court: Wythe Circuit

Start/End Date: Jan-15 / Jul-16

2015 Average Month: 222

Jan-Jul 2015: 1,387

Filings Trending: ▲

Circuit/Court ID: 27

227197


Type of Case: Filings

2016 Average Month:252

Jan-Jul 2016 : 1,761

Overall AVG. Month: 233

Monthly Summary




Jan 15-Jul 16

Totals

	2015	2016
Civil	467	233
Criminal	1,313	876
Other	879	652
Total	2,659	1,761

Jan --- Jul Filings



20152016

Jan --- Jul Filings

	2015	2016	% Change	Trending
Civil	281	233	-17.1%	▼
Criminal	665	876	31.7%	▲
Other	441	652	47.8%	▲
Total	1,387	1,761	27.0%	▲

	Jan	Feb	Mar	Apr	May	Jun	Jul	Aug	Sep	Oct	Nov	Dec	Thru Jul	% Change	Trending	Total
2015	222	165	191	250	140	209	210	164	406	233	191	278	1,387			2,659
2016	270	203	241	341	192	249	265	-	-	-	-	-	1,761	27.0%	▲	1,761

		Jan	Feb	Mar	Apr	May	Jun	Jul	Aug	Sep	Oct	Nov	Dec	Thru Jul	% Change	Trending	Total
Administrative Law	2015	-	-	-	-	-	1	1	-	-	-	-	-	2			2
Contested Divorce	2015	2	4	6	3	5	3	2	1	2	5	2	1	25			36
	2016	3	3	7	3	2	6	1	-	-	-	-	-	25	0.0%	↔	25
Domestic and Family - Level 1	2015	6	4	2	4	4	12	6	14	11	4	4	6	38			77
	2016	2	1	5	7	4	12	1	-	-	-	-	-	32	-15.8%	▼	32
Domestic and Family - Level 2	2015	5	3	1	1	2	2	2	2	2	2	2	3	16			27
	2016	1	-	1	3	1	-	1	-	-	-	-	-	7	-56.3%	▼	7
General Civil - Level 1	2015	-	-	-	1	1	-	-	-	-	-	-	1	2			3
	2016	-	-	-	-	-	-	1	-	-	-	-	-	1	-50.0%	▼	1
General Civil - Level 2	2015	4	-	8	9	5	4	4	3	4	4	6	2	34			53
	2016	4	4	5	-	4	4	3	-	-	-	-	-	24	-29.4%	▼	24
General Civil - Level 3	2015	9	10	8	-	6	3	6	3	1	3	7	3	42			59
	2016	4	2	1	1	4	3	2	-	-	-	-	-	17	-59.5%	▼	17
Miscellaneous	2015	71	78	96	58	56	57	70	59	94	95	71	148	486			953
	2016	127	123	115	71	63	110	85	-	-	-	-	-	694	42.8%	▲	694
Misdemeanor	2015	9	7	7	26	9	13	9	12	10	10	8	17	80			137
	2016	9	12	12	16	14	11	22	-	-	-	-	-	96	20.0%	▲	96
Non-Capital Felonies and Related Matters	2015	102	42	39	128	37	94	88	51	252	101	72	77	530			1,083
	2016	104	40	68	224	79	89	135	-	-	-	-	-	739	39.4%	▲	739
Other	2015	1	1	3	-	-	8	1	4	8	-	4	1	14			31
	2016	5	-	8	-	2	2	-	-	-	-	-	-	17	21.4%	▲	17
Other Criminally Related Matters	2015	5	8	11	12	4	8	9	5	9	5	7	14	57			97
	2016	3	4	6	6	10	6	6	-	-	-	-	-	41	-28.1%	▼	41
Probates/Wills and Trusts - Lev	2015	-	-	-	-	-	-	-	-	-	1	-	-	0			1
Probates/Wills and Trusts - Level 2	2015	1	1	1	1	-	-	3	-	-	-	3	-	7	0.0%	↔	10
	2016	2	1	-	1	-	-	3	-	-	-	-	-	7	0.0%	↔	7
Uncontested Divorce	2015	7	7	9	7	11	4	9	10	13	3	5	5	54			90
	2016	6	13	13	9	9	6	5	-	-	-	-	-	61	13.0%	▲	61



Court: Radford Circuit

Start/End Date: Jan-15 / Jul-16

2015 Average Month: 89

Jan-Jul 2015: 628

Filings Trending: ▲

Circuit/Court ID: 27

227750


Type of Case: Filings

2016 Average Month:95

Jan-Jul 2016 : 664

Overall AVG. Month: 91

Monthly Summary



Jan 15-Jul 16

Totals

	2015	2016
Civil	156	140
Criminal	727	406
Other	189	118
Total	1,072	664

Jan --- Jul Filings

628

2015

664

2016

Jan --- Jul Filings

	2015	2016	% Change	Trending
Civil	97	140	44.3%	▲
Criminal	433	406	-6.2%	▼
Other	98	118	20.4%	▲
Total	628	664	5.7%	▲

	Jan	Feb	Mar	Apr	May	Jun	Jul	Aug	Sep	Oct	Nov	Dec	Thru Jul	% Change	Trending	Total
2015	39	63	119	43	68	248	48	64	94	58	39	189	628			1,072
2016	70	94	185	50	62	125	78	-	-	-	-	-	664	5.7%	▲	664

		Jan	Feb	Mar	Apr	May	Jun	Jul	Aug	Sep	Oct	Nov	Dec	Thru Jul	% Change	Trending	Total
Administrative Law	2015	-	-	-	-	-	-	1	-	-	-	-	-	1			1
	2016	-	-	-	-	-	-	1	-	-	-	-	-	1	0.0%	↔	1
Contested Divorce	2015	-	-	1	-	-	-	-	-	1	-	1	1	1			4
Domestic and Family - Level 1	2015	5	-	6	4	-	2	3	-	-	-	-	4	20			24
	2016	-	2	-	2	4	-	2	-	-	-	-	-	10	-50.0%	▼	10
Domestic and Family - Level 2	2015	-	2	-	-	-	-	-	-	-	1	-	1	2			4
	2016	-	1	-	-	-	2	-	-	-	-	-	-	3	50.0%	▲	3
General Civil - Level 1	2015	-	-	-	1	-	-	-	-	-	-	-	-	1			1
	2016	-	-	1	-	-	-	-	-	-	-	-	-	1	0.0%	↔	1
General Civil - Level 2	2015	-	4	1	-	1	-	-	2	-	-	1	-	6			9
	2016	2	1	2	-	2	-	1	-	-	-	-	-	8	33.3%	▲	8
General Civil - Level 3	2015	-	-	-	1	-	1	-	-	3	1	2	2	2			10
	2016	20	10	1	-	3	-	2	-	-	-	-	-	36	1,700.0%	▲	36
Miscellaneous	2015	17	20	24	21	14	19	32	31	18	16	22	35	147			269
	2016	25	34	36	25	23	18	24	-	-	-	-	-	185	25.9%	▲	185
Misdemeanor	2015	2	6	11	6	6	8	4	9	18	14	3	19	43			106
	2016	9	4	9	8	12	28	4	-	-	-	-	-	74	72.1%	▲	74
Non-Capital Felonies and Related Matters	2015	8	25	69	5	46	212	4	18	47	19	4	120	369			577
	2016	11	39	129	13	10	71	40	-	-	-	-	-	313	-15.2%	▼	313
Other	2015	-	-	-	1	-	-	-	-	2	-	-	-	1			3
	2016	-	-	-	-	1	1	-	-	-	-	-	-	2	100.0%	▲	2
Other Criminally Related Matters	2015	6	3	5	2	-	3	3	4	3	6	5	6	22			46
	2016	1	2	5	-	5	4	2	-	-	-	-	-	19	-13.6%	▼	19
Probates/Wills and Trusts - Level 2	2015	-	-	1	-	-	1	-	-	-	-	-	-	2			2
	2016	-	-	1	-	-	-	-	-	-	-	-	-	1	-50.0%	▼	1
Uncontested Divorce	2015	1	3	1	2	1	2	1	-	2	1	1	1	11			16
	2016	2	1	1	2	2	1	2	-	-	-	-	-	11	0.0%	↔	11

Court: Smyth Circuit

Start/End Date: Jan-15 / Jul-16

2015 Average Month: 217

Jan-Jul 2015: 1,385

Filings Trending: ▲

Circuit/Court ID: 28

228173


Type of Case: Filings

2016 Average Month:398

Jan-Jul 2016 : 2,786

Overall AVG. Month: 284

Monthly Summary

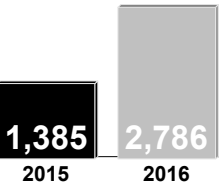


Jan 15-Jul 16

Totals

	2015	2016
Civil	416	322
Criminal	1,085	755
Other	1,104	1,709
Total	2,605	2,786

Jan --- Jul Filings



20152016

Jan --- Jul Filings

	2015	2016	% Change	Trending
Civil	258	322	24.8%	▲
Criminal	583	755	29.5%	▲
Other	544	1,709	214.2%	▲
Total	1,385	2,786	101.2%	▲

	Jan	Feb	Mar	Apr	May	Jun	Jul	Aug	Sep	Oct	Nov	Dec	Thru Jul	% Change	Trending	Total
2015	176	191	273	168	195	215	167	217	295	185	170	353	1,385			2,605
2016	602	428	501	391	229	379	256	-	-	-	-	-	2,786	101.2%	▲	2,786

		Jan	Feb	Mar	Apr	May	Jun	Jul	Aug	Sep	Oct	Nov	Dec	Thru Jul	% Change	Trending	Total
Administrative Law	2015	-	-	-	-	1	-	2	-	-	-	-	2	3			5
	2016	-	-	-	-	-	-	1	-	-	-	-	-	1	-66.7%	▼	1
Contested Divorce	2015	6	4	3	3	7	2	4	3	3	-	2	9	29			46
	2016	5	6	5	3	2	2	6	-	-	-	-	-	29	0.0%	↔	29
Domestic and Family - Level 1	2015	1	-	3	4	3	5	-	1	-	4	1	1	16			23
	2016	-	-	9	-	4	5	8	-	-	-	-	-	26	62.5%	▲	26
Domestic and Family - Level 2	2015	-	5	2	3	2	1	3	3	6	-	5	2	16			32
	2016	-	5	4	6	8	5	2	-	-	-	-	-	30	87.5%	▲	30
General Civil - Level 1	2015	1	-	-	-	1	-	1	-	1	-	-	3	3			7
	2016	-	1	1	-	-	-	1	-	-	-	-	-	3	0.0%	↔	3
General Civil - Level 2	2015	1	1	4	1	3	5	3	2	2	2	2	3	18			29
	2016	1	4	4	2	3	3	2	-	-	-	-	-	19	5.6%	▲	19
General Civil - Level 3	2015	2	5	2	3	4	2	3	1	5	3	5	4	21			39
	2016	5	5	6	-	1	1	2	-	-	-	-	-	20	-4.8%	▼	20
Miscellaneous	2015	54	64	60	64	34	65	50	42	61	86	61	91	391			732
	2016	118	109	80	72	47	62	87	-	-	-	-	-	575	47.1%	▲	575
Misdemeanor	2015	12	14	17	20	19	7	7	47	29	8	14	11	96			205
	2016	7	20	16	6	17	21	39	-	-	-	-	-	126	31.3%	▲	126
Non-Capital Felonies and Related Matters	2015	64	59	107	34	83	75	46	85	141	54	45	60	468			853
	2016	39	98	162	48	53	189	31	-	-	-	-	-	620	32.5%	▲	620
Other	2015	22	29	61	21	25	45	38	18	36	22	28	159	241			504
	2016	419	165	200	246	82	80	65	-	-	-	-	-	1,257	421.6%	▲	1,257
Other Criminally Related Matters	2015	3	2	3	3	6	1	2	4	-	-	2	2	20			28
	2016	2	1	2	3	2	-	1	-	-	-	-	-	11	-45.0%	▼	11
Probates/Wills and Trusts - Level 1	2015	-	-	-	-	-	-	-	-	1	-	-	-	0			1
	2016	-	-	1	-	-	-	-	-	-	-	-	-	1	0.0%	↔	1
Probates/Wills and Trusts - Level 2	2015	-	-	3	-	-	1	2	2	1	2	-	-	6			11
	2016	1	2	-	-	3	2	1	-	-	-	-	-	9	50.0%	▲	9
Protective Orders	2015	-	-	-	-	-	-	1	-	-	-	-	-	1			1
Uncontested Divorce	2015	10	8	8	12	7	6	5	9	9	4	5	6	56			89
	2016	5	12	11	5	7	9	10	-	-	-	-	-	59	5.4%	▲	59

Court: Washington Circuit

Start/End Date: Jan-15 / Jul-16

2015 Average Month: 288

Jan-Jul 2015: 2,006

Filings Trending: ▲

Circuit/Court ID: 28

228191


Type of Case: Filings

2016 Average Month:357

Jan-Jul 2016 : 2,502

Overall AVG. Month: 313

Monthly Summary




Jan 15-Jul 16

Totals

	2015	2016
Civil	609	355
Criminal	1,475	1,201
Other	1,369	946
Total	3,453	2,502

Jan --- Jul Filings



2,006 2,502

2015 2016

Jan --- Jul Filings

	2015	2016	% Change	Trending
Civil	387	355	-8.3%	▼
Criminal	977	1,201	22.9%	▲
Other	642	946	47.4%	▲
Total	2,006	2,502	24.7%	▲

	Jan	Feb	Mar	Apr	May	Jun	Jul	Aug	Sep	Oct	Nov	Dec	Thru Jul	% Change	Trending	Total
2015	384	188	291	358	193	223	369	194	266	331	227	429	2,006			3,453
2016	409	384	339	442	269	243	416	-	-	-	-	-	2,502	24.7%	▲	2,502

		Jan	Feb	Mar	Apr	May	Jun	Jul	Aug	Sep	Oct	Nov	Dec	Thru Jul	% Change	Trending	Total
Administrative Law	2015	-	-	-	-	-	1	-	3	-	-	-	-	1			4
	2016	1	-	5	-	-	-	-	-	-	-	-	-	6	500.0%	▲	6
Contested Divorce	2015	6	3	4	2	4	5	6	2	9	3	4	1	30			49
	2016	5	6	7	6	4	7	2	-	-	-	-	-	37	23.3%	▲	37
Domestic and Family - Level 1	2015	-	3	9	5	3	2	3	2	-	7	1	-	25			35
	2016	2	-	3	2	2	1	3	-	-	-	-	-	13	-48.0%	▼	13
Domestic and Family - Level 2	2015	3	2	1	5	4	4	4	2	-	2	4	1	23			32
	2016	-	3	6	4	2	1	3	-	-	-	-	-	19	-17.4%	▼	19
General Civil - Level 1	2015	2	-	1	-	1	1	-	-	1	2	1	-	5			9
	2016	-	-	-	-	-	3	1	-	-	-	-	-	4	-20.0%	▼	4
General Civil - Level 2	2015	9	4	4	6	6	6	10	4	7	7	3	5	45			71
	2016	2	5	6	3	6	6	4	-	-	-	-	-	32	-28.9%	▼	32
General Civil - Level 3	2015	6	9	6	6	5	6	4	6	4	5	4	5	42			66
	2016	6	1	5	4	3	9	5	-	-	-	-	-	33	-21.4%	▼	33
Miscellaneous	2015	103	85	133	102	88	92	133	113	132	132	123	306	736			1,542
	2016	182	200	167	149	93	95	142	-	-	-	-	-	1,028	39.7%	▲	1,028
Misdemeanor	2015	22	5	11	32	9	11	20	20	13	22	9	17	110			191
	2016	36	26	19	20	26	26	14	-	-	-	-	-	167	51.8%	▲	167
Non-Capital Felonies and Related Matters	2015	203	47	92	170	56	68	171	28	77	132	69	82	807			1,195
	2016	124	115	94	229	117	81	211	-	-	-	-	-	971	20.3%	▲	971
Other	2015	2	1	5	-	2	1	-	-	-	-	-	-	11			11
	2016	1	1	1	-	-	-	-	-	-	-	-	-	3	-72.7%	▼	3
Other Criminally Related Matters	2015	15	12	3	15	-	11	5	1	8	14	3	3	61			90
	2016	34	8	6	3	1	-	11	-	-	-	-	-	63	3.3%	▲	63
Probates/Wills and Trusts - Lev	2015	-	-	-	-	-	-	1	1	-	-	-	-	1			2
Probates/Wills and Trusts - Level 2	2015	1	1	1	-	3	-	-	1	2	-	-	1	6			10
	2016	1	3	3	3	2	2	4	-	-	-	-	-	18	200.0%	▲	18
Protective Orders	2015	-	1	-	1	-	-	1	-	-	-	-	-	3			3
	2016	1	-	-	1	-	-	1	-	-	-	-	-	3	0.0%	↔	3
Uncontested Divorce	2015	12	15	21	14	12	15	11	11	13	5	6	8	100			143
	2016	14	16	17	18	13	12	15	-	-	-	-	-	105	5.0%	▲	105

Court: Bristol Circuit

Start/End Date: Jan-15 / Jul-16

2015 Average Month: 174

Jan-Jul 2015: 1,254

Filings Trending: ▲

Circuit/Court ID: 28

228520


Type of Case: Filings

2016 Average Month:198

Jan-Jul 2016 : 1,386

Overall AVG. Month: 183

Monthly Summary



Jan 15-Jul 16

Totals

	2015	2016
Civil	349	230
Criminal	1,190	788
Other	550	368
Total	2,089	1,386

Jan --- Jul Filings

1,254

1,386

2015

2016

Jan --- Jul Filings

	2015	2016	% Change	Trending
Civil	213	230	8.0%	▲
Criminal	726	788	8.5%	▲
Other	315	368	16.8%	▲
Total	1,254	1,386	10.5%	▲

	Jan	Feb	Mar	Apr	May	Jun	Jul	Aug	Sep	Oct	Nov	Dec	Thru Jul	% Change	Trending	Total
2015	124	224	163	161	285	168	129	159	179	179	161	157	1,254			2,089
2016	220	291	178	184	163	156	194	-	-	-	-	-	1,386	10.5%	▲	1,386

		Jan	Feb	Mar	Apr	May	Jun	Jul	Aug	Sep	Oct	Nov	Dec	Thru Jul	% Change	Trending	Total
Administrative Law	2015	-	-	1	2	-	-	-	-	-	-	-	-	3			3
	2016	-	1	-	-	-	-	-	-	-	-	-	-	1	-66.7%	▼	1
Contested Divorce	2015	5	1	6	1	2	2	3	2	2	3	5	2	20			34
	2016	1	-	6	2	3	-	1	-	-	-	-	-	13	-35.0%	▼	13
Domestic and Family - Level 1	2015	1	2	-	-	1	5	1	7	-	-	4	-	10			21
	2016	9	1	1	2	-	1	2	-	-	-	-	-	16	60.0%	▲	16
Domestic and Family - Level 2	2015	1	-	-	3	1	1	-	1	-	-	1	1	6			9
	2016	-	2	-	1	-	-	1	-	-	-	-	-	4	-33.3%	▼	4
General Civil - Level 1	2015	-	-	-	1	-	1	-	1	-	-	-	-	2			3
	2016	1	1	-	-	-	1	-	-	-	-	-	-	3	50.0%	▲	3
General Civil - Level 2	2015	1	5	4	5	4	-	4	4	5	1	2	3	23			38
	2016	3	3	3	2	3	6	4	-	-	-	-	-	24	4.3%	▲	24
General Civil - Level 3	2015	1	1	2	4	1	1	1	-	2	2	2	-	11			17
	2016	2	2	1	3	1	5	-	-	-	-	-	-	14	27.3%	▲	14
Miscellaneous	2015	35	28	33	29	31	42	37	33	36	40	47	49	235			440
	2016	63	63	52	35	32	32	72	-	-	-	-	-	349	48.5%	▲	349
Misdemeanor	2015	7	8	25	5	15	6	12	6	23	17	13	7	78			144
	2016	34	28	14	16	30	10	12	-	-	-	-	-	144	84.6%	▲	144
Non-Capital Felonies and Related Matters	2015	51	114	62	85	194	79	51	76	95	91	53	78	636			1,029
	2016	72	162	75	87	83	71	82	-	-	-	-	-	632	-0.6%	▼	632
Other	2015	17	60	18	14	25	25	13	26	12	15	26	14	172			265
	2016	28	18	15	27	9	21	14	-	-	-	-	-	132	-23.3%	▼	132
Other Criminally Related Matters	2015	3	1	1	3	3	1	2	1	-	3	1	1	14			20
	2016	2	-	3	3	-	4	-	-	-	-	-	-	12	-14.3%	▼	12
Probates/Wills and Trusts - Level 2	2015	-	-	1	1	-	1	-	1	-	-	-	-	3			4
	2016	-	-	-	1	-	-	1	-	-	-	-	-	2	-33.3%	▼	2
Protective Orders	2016	1	-	-	-	-	1	-	-	-	-	-	-	2			2
Uncontested Divorce	2015	2	4	10	8	8	4	5	1	4	7	7	2	41			62
	2016	4	10	8	5	2	4	5	-	-	-	-	-	38	-7.3%	▼	38

Court: Buchanan Circuit

Start/End Date: Jan-15 / Jul-16

2015 Average Month: 213

Jan-Jul 2015: 1,344

Filings Trending: ↔

Circuit/Court ID: 29

229027


Type of Case: Filings

2016 Average Month:195

Jan-Jul 2016 : 1,368

Overall AVG. Month: 207

Monthly Summary



Jan 15-Jul 16

Totals

	2015	2016
Civil	360	245
Criminal	1,571	766
Other	628	357
Total	2,559	1,368

Jan --- Jul Filings

1,344

2015

1,368

2016

Jan --- Jul Filings

	2015	2016	% Change	Trending
Civil	200	245	22.5%	▲
Criminal	793	766	-3.4%	▼
Other	351	357	1.7%	▲
Total	1,344	1,368	1.8%	▲

	Jan	Feb	Mar	Apr	May	Jun	Jul	Aug	Sep	Oct	Nov	Dec	Thru Jul	% Change	Trending	Total
2015	288	70	128	375	122	113	248	108	522	259	155	171	1,344			2,559
2016	321	113	247	259	108	120	200	-	-	-	-	-	1,368	1.8%	▲	1,368

		Jan	Feb	Mar	Apr	May	Jun	Jul	Aug	Sep	Oct	Nov	Dec	Thru Jul	% Change	Trending	Total
Capital Murder	2015	-	-	-	1	-	-	-	-	-	-	-	-	1			1
Contested Divorce	2015	2	3	5	1	-	2	6	-	3	2	2	1	19			27
	2016	2	2	3	2	-	3	1	-	-	-	-	-	13	-31.6%	▼	13
Domestic and Family - Level 1	2015	1	-	3	-	4	2	2	12	1	9	7	8	12			49
	2016	10	6	3	1	6	15	2	-	-	-	-	-	43	258.3%	▲	43
Domestic and Family - Level 2	2015	1	-	-	3	1	3	5	1	2	-	1	1	13			18
	2016	2	-	2	3	2	3	2	-	-	-	-	-	14	7.7%	▲	14
General Civil - Level 1	2015	-	1	3	-	-	1	-	-	1	-	1	-	5			7
	2016	2	-	1	1	-	-	-	-	-	-	-	-	4	-20.0%	▼	4
General Civil - Level 2	2015	5	4	1	6	6	14	11	4	1	8	9	5	47			74
	2016	7	4	10	8	3	9	3	-	-	-	-	-	44	-6.4%	▼	44
General Civil - Level 3	2015	1	-	1	2	4	5	1	5	2	2	3	-	14			26
	2016	4	3	3	2	1	1	2	-	-	-	-	-	16	14.3%	▲	16
Miscellaneous	2015	46	40	84	70	48	52	60	40	59	83	59	73	400			714
	2016	71	64	65	76	39	47	68	-	-	-	-	-	430	7.5%	▲	430
Misdemeanor	2015	29	4	16	52	14	13	30	20	41	23	9	9	158			260
	2016	32	13	37	27	19	8	26	-	-	-	-	-	162	2.5%	▲	162
Non-Capital Felonies and Related Matters	2015	192	13	8	218	39	13	127	20	401	113	56	65	610			1,265
	2016	164	13	113	134	34	26	94	-	-	-	-	-	578	-5.2%	▼	578
Other	2015	-	-	-	-	-	-	-	1	-	1	1	1	0			4
	2016	-	1	2	-	-	1	-	-	-	-	-	-	4	0.0%	↔	4
Other Criminally Related Matters	2015	8	-	1	13	-	3	-	1	4	11	3	3	25			47
	2016	20	2	1	2	2	-	-	-	-	-	-	-	27	8.0%	▲	27
Probates/Wills and Trusts - Lev	2015	-	-	-	-	-	-	-	-	1	-	-	-	0			1
Probates/Wills and Trusts - Level 2	2015	1	-	1	1	1	-	1	-	1	1	-	1	5	0.0%	↔	8
	2016	-	1	-	1	-	-	1	-	-	-	-	-	3	-40.0%	▼	3
Protective Orders	2015	-	-	-	-	-	-	-	-	1	1	-	-	0			2
	2016	-	-	-	1	1	-	-	-	-	-	-	-	2	0.0%	↔	2
Uncontested Divorce	2015	2	5	5	8	5	5	5	4	4	5	4	4	35			56
	2016	7	4	7	1	1	7	1	-	-	-	-	-	28	-20.0%	▼	28

Court: Dickenson Circuit

Start/End Date: Jan-15 / Jul-16

2015 Average Month: 113

Jan-Jul 2015: 800

Filings Trending: ▼

Circuit/Court ID: 29

229051


Type of Case: Filings

2016 Average Month:106

Jan-Jul 2016 : 739

Overall AVG. Month: 110

Monthly Summary



Jan 15-Jul 16

Totals

	2015	2016
Civil	223	144
Criminal	658	324
Other	472	271
Total	1,353	739

Jan --- Jul Filings

800

2015

739

2016

Jan --- Jul Filings

	2015	2016	% Change	Trending
Civil	134	144	7.5%	▲
Criminal	385	324	-15.8%	▼
Other	281	271	-3.6%	▼
Total	800	739	-7.6%	▼

	Jan	Feb	Mar	Apr	May	Jun	Jul	Aug	Sep	Oct	Nov	Dec	Thru Jul	% Change	Trending	Total
2015	87	172	139	111	86	125	80	45	209	90	72	137	800			1,353
2016	64	83	211	103	51	156	71	-	-	-	-	-	739	-7.6%	▼	739

		Jan	Feb	Mar	Apr	May	Jun	Jul	Aug	Sep	Oct	Nov	Dec	Thru Jul	% Change	Trending	Total
Administrative Law	2015	-	-	-	-	-	-	-	-	-	-	-	1	0			1
	2016	1	-	-	-	-	-	-	-	-	-	-	-	1	0.0%	↔	1
Capital Murder	2015	-	-	11	-	-	-	-	-	-	-	-	-	11			11
	2016	-	-	-	-	-	-	-	-	-	-	-	-	-			-
Contested Divorce	2015	-	1	2	2	2	1	2	2	3	3	1	2	10			21
	2016	-	2	3	4	2	1	1	-	-	-	-	-	13	30.0%	▲	13
Domestic and Family - Level 1	2015	1	-	2	3	-	1	11	1	-	-	-	3	18			22
	2016	-	2	3	3	2	8	1	-	-	-	-	-	19	5.6%	▲	19
Domestic and Family - Level 2	2015	3	2	5	1	3	3	1	1	1	4	4	3	18			31
	2016	-	3	1	3	4	1	1	-	-	-	-	-	13	-27.8%	▼	13
General Civil - Level 1	2016	-	-	-	-	1	1	5	-	-	-	-	-	7			7
General Civil - Level 2	2015	-	-	4	2	2	2	3	2	3	2	1	4	13			25
	2016	1	1	3	3	-	4	2	-	-	-	-	-	14	7.7%	▲	14
General Civil - Level 3	2015	-	1	3	-	-	-	2	-	2	1	1	-	6			10
	2016	1	4	4	1	-	4	2	-	-	-	-	-	16	166.7%	▲	16
Miscellaneous	2015	30	25	38	50	27	41	33	19	24	36	34	46	244			403
	2016	37	48	41	26	25	31	43	-	-	-	-	-	251	2.9%	▲	251
Misdemeanor	2015	8	1	12	14	1	23	2	2	6	4	6	5	61			84
	2016	-	5	5	7	3	9	1	-	-	-	-	-	30	-50.8%	▼	30
Non-Capital Felonies and Related Matters	2015	34	122	55	30	34	36	13	2	150	22	15	61	324			574
	2016	11	5	121	47	6	82	8	-	-	-	-	-	280	-13.6%	▼	280
Other	2015	3	16	12	4	11	13	8	10	13	10	6	10	67			116
	2016	9	10	14	3	2	9	-	-	-	-	-	-	47	-29.9%	▼	47
Other Criminally Related Matter	2016	-	1	1	-	-	-	1	-	-	-	-	-	3			3
Probates/Wills and Trusts - Level 1	2015	-	-	-	-	-	-	1	-	-	-	-	-	1			1
	2016	-	-	-	1	-	-	-	-	-	-	-	-	1	0.0%	↔	1
Probates/Wills and Trusts - Level 2	2015	1	-	2	-	-	-	2	2	-	-	-	2	5			9
	2016	-	-	1	-	-	-	-	-	-	-	-	-	1	-80.0%	▼	1
Protective Orders	2015	1	-	-	-	-	-	-	-	-	-	-	-	1			1
	2016	-	-	-	-	1	-	-	-	-	-	-	-	1	0.0%	↔	1
Uncontested Divorce	2015	6	4	4	5	6	5	2	4	7	8	4	-	32			55
	2016	4	2	3	5	5	6	6	-	-	-	-	-	31	-3.1%	▼	31

Court: Russell Circuit

Start/End Date: Jan-15 / Jul-16

2015 Average Month: 241

Jan-Jul 2015: 1,542

Filings Trending: ▲

Circuit/Court ID: 29

229167


Type of Case: Filings

2016 Average Month:339

Jan-Jul 2016 : 2,374

Overall AVG. Month: 277

Monthly Summary

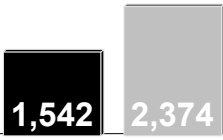


Jan 15-Jul 16

Totals

	2015	2016
Civil	455	282
Criminal	1,338	859
Other	1,100	1,233
Total	2,893	2,374

Jan --- Jul Filings



20152016

Jan --- Jul Filings

	2015	2016	% Change	Trending
Civil	267	282	5.6%	▲
Criminal	733	859	17.2%	▲
Other	542	1,233	127.5%	▲
Total	1,542	2,374	54.0%	▲

	Jan	Feb	Mar	Apr	May	Jun	Jul	Aug	Sep	Oct	Nov	Dec	Thru Jul	% Change	Trending	Total
2015	221	244	200	229	326	160	162	230	236	188	298	399	1,542			2,893
2016	271	584	456	340	356	180	187	-	-	-	-	-	2,374	54.0%	▲	2,374

		Jan	Feb	Mar	Apr	May	Jun	Jul	Aug	Sep	Oct	Nov	Dec	Thru Jul	% Change	Trending	Total
Administrative Law	2015	-	-	1	1	-	-	-	1	-	1	-	-	2			4
	2016	-	-	-	1	-	-	-	-	-	-	-	-	1	-50.0%	▼	1
Contested Divorce	2015	3	8	5	8	4	4	1	4	4	2	5	4	33			52
	2016	4	1	4	7	4	3	1	-	-	-	-	-	24	-27.3%	▼	24
Domestic and Family - Level 1	2015	10	7	-	6	-	-	10	3	-	3	1	3	33			43
	2016	-	13	10	18	4	5	-	-	-	-	-	-	50	51.5%	▲	50
Domestic and Family - Level 2	2015	1	1	3	5	2	6	2	1	5	3	-	1	20			30
	2016	1	-	4	3	5	1	2	-	-	-	-	-	16	-20.0%	▼	16
General Civil - Level 1	2015	-	-	-	1	2	3	-	-	-	-	1	-	6			7
	2016	1	-	1	-	-	1	-	-	-	-	-	-	3	-50.0%	▼	3
General Civil - Level 2	2015	7	3	3	4	9	2	2	7	6	9	4	5	30			61
	2016	9	3	4	7	1	9	5	-	-	-	-	-	38	26.7%	▲	38
General Civil - Level 3	2015	4	1	-	3	3	2	4	1	10	5	8	8	17			49
	2016	4	4	1	5	4	6	8	-	-	-	-	-	32	88.2%	▲	32
Miscellaneous	2015	60	58	47	67	53	52	56	51	75	74	67	139	393			799
	2016	109	117	109	79	85	51	100	-	-	-	-	-	650	65.4%	▲	650
Misdemeanor	2015	20	20	20	9	43	3	11	19	11	8	20	58	126			242
	2016	7	12	14	15	26	12	4	-	-	-	-	-	90	-28.6%	▼	90
Non-Capital Felonies and Related Matters	2015	80	121	65	79	157	43	45	115	64	47	122	127	590			1,065
	2016	80	297	132	89	99	34	22	-	-	-	-	-	753	27.6%	▲	753
Other	2015	17	12	40	36	44	32	18	16	46	23	49	45	199			378
	2016	48	112	167	98	122	51	36	-	-	-	-	-	634	218.6%	▲	634
Other Criminally Related Matters	2015	2	3	7	1	-	2	3	1	6	4	3	-	18			32
	2016	3	4	2	5	1	2	1	-	-	-	-	-	18	0.0%	↔	18
Probates/Wills and Trusts - Level 1	2015	-	-	-	-	1	-	-	-	-	-	-	-	1			1
	2016	-	1	-	-	1	-	-	-	-	-	-	-	2	100.0%	▲	2
Probates/Wills and Trusts - Level 2	2015	2	1	1	3	3	-	1	2	-	-	2	-	11			15
	2016	1	4	-	1	1	1	-	-	-	-	-	-	8	-27.3%	▼	8
Protective Orders	2015	-	-	-	-	-	-	-	-	-	-	3	1	0			4
	2016	-	-	1	-	-	-	-	-	-	-	-	-	1	0.0%	↔	1
Uncontested Divorce	2015	15	9	8	6	5	11	9	9	9	9	13	8	63			111
	2016	4	16	7	12	3	4	8	-	-	-	-	-	54	-14.3%	▼	54



Court: Tazewell Circuit

Start/End Date: Jan-15 / Jul-16

2015 Average Month: 484

Jan-Jul 2015: 3,868

Filings Trending: ▼

Circuit/Court ID: 29

229185


Type of Case: Filings

2016 Average Month:508

Jan-Jul 2016 : 3,556

Overall AVG. Month: 493

Monthly Summary




Jan 15-Jul 16

Totals

	2015	2016
Civil	615	448
Criminal	3,962	2,248
Other	1,234	860
Total	5,811	3,556

Jan --- Jul Filings



20152016

Jan --- Jul Filings

	2015	2016	% Change	Trending
Civil	379	448	18.2%	▲
Criminal	2,822	2,248	-20.3%	▼
Other	667	860	28.9%	▲
Total	3,868	3,556	-8.1%	▼

	Jan	Feb	Mar	Apr	May	Jun	Jul	Aug	Sep	Oct	Nov	Dec	Thru Jul	% Change	Trending	Total
2015	426	985	721	277	430	308	721	348	380	374	529	312	3,868			5,811
2016	482	363	584	687	697	272	471	-	-	-	-	-	3,556	-8.1%	▼	3,556

		Jan	Feb	Mar	Apr	May	Jun	Jul	Aug	Sep	Oct	Nov	Dec	Thru Jul	% Change	Trending	Total
Administrative Law	2015	-	-	-	-	-	-	2	2	-	-	1	2	2			7
	2016	1	-	1	1	-	3	-	-	-	-	-	-	6	200.0%	▲	6
Capital Murder	2015	-	-	-	-	-	-	-	-	-	1	-	-	0			1
	2016	5	8	5	10	1	4	4	9	7	12	4	5	37	0.0%	↔	74
Contested Divorce	2015	5	7	5	7	6	4	3	-	-	-	-	-	37	0.0%	↔	37
	2016	1	6	24	4	1	2	2	1	7	13	3	2	40			66
Domestic and Family - Level 1	2015	2	10	2	6	2	5	10	-	-	-	-	-	37	-7.5%	▼	37
	2016	4	2	3	1	5	4	5	3	1	1	5	1	24			35
Domestic and Family - Level 2	2015	2	9	9	6	5	5	4	-	-	-	-	-	40	66.7%	▲	40
	2016	-	1	1	1	1	-	-	1	1	-	1	-	4			7
General Civil - Level 1	2015	-	-	-	-	1	-	1	-	-	-	-	-	2	-50.0%	▼	2
	2016	10	3	6	13	5	5	7	5	2	6	6	4	49			72
General Civil - Level 2	2015	4	5	7	11	10	8	3	-	-	-	-	-	48	-2.0%	▼	48
	2016	-	3	-	1	-	6	5	4	5	1	6	2	15			33
General Civil - Level 3	2015	5	6	5	3	5	14	9	-	-	-	-	-	47	213.3%	▲	47
	2016	124	111	155	98	74	84	76	100	97	124	99	148	722			1,290
Miscellaneous	2015	163	180	149	125	91	115	91	-	-	-	-	-	914	26.6%	▲	914
	2016	73	54	124	32	86	35	142	62	45	26	98	17	546			794
Misdemeanor	2015	83	25	76	63	141	25	101	-	-	-	-	-	514	-5.9%	▼	514
	2016	185	770	374	93	243	143	451	138	198	161	278	100	2,259			3,134
Non-Capital Felonies and Related Matters	2015	190	84	296	427	400	76	227	-	-	-	-	-	1,700	-24.7%	▼	1,700
	2016	3	10	7	5	3	11	6	11	5	4	8	15	45			88
Other	2015	6	11	7	5	7	8	5	-	-	-	-	-	49	8.9%	▲	49
	2016	5	5	2	2	1	-	4	2	3	3	7	1	19			35
Other Criminally Related Matters	2015	2	4	4	11	10	1	4	-	-	-	-	-	36	89.5%	▲	36
	2016	-	-	-	-	-	1	1	-	-	-	1	1	2			4
Probates/Wills and Trusts - Level 1	2015	-	-	-	1	-	-	-	-	-	-	-	-	1	-50.0%	▼	1
	2016	4	3	5	6	1	1	3	1	-	6	1	-	23			31
Probates/Wills and Trusts - Level 2	2015	4	-	3	3	2	1	-	-	-	-	-	-	13	-43.5%	▼	13
	2016	12	9	15	11	9	12	13	9	9	16	11	14	81			140
Uncontested Divorce	2015	15	22	20	18	17	7	13	-	-	-	-	-	112	38.3%	▲	112
	2016																

Court: Lee Circuit

Start/End Date: Jan-15 / Jul-16

2015 Average Month: 195

Jan-Jul 2015: 1,325

Filings Trending: ▼

Circuit/Court ID: 30

230105


Type of Case: Filings

2016 Average Month:168

Jan-Jul 2016 : 1,173

Overall AVG. Month: 185

Monthly Summary




Jan 15-Jul 16

Totals

	2015	2016
Civil	345	203
Criminal	1,450	651
Other	545	319
Total	2,340	1,173

Jan --- Jul Filings



1,325 2015 1,173 2016

Jan --- Jul Filings

	2015	2016	% Change	Trending
Civil	200	203	1.5%	▲
Criminal	865	651	-24.7%	▼
Other	260	319	22.7%	▲
Total	1,325	1,173	-11.5%	▼

	Jan	Feb	Mar	Apr	May	Jun	Jul	Aug	Sep	Oct	Nov	Dec	Thru Jul	% Change	Trending	Total
2015	148	220	161	176	234	226	160	231	197	230	94	263	1,325			2,340
2016	176	199	163	151	177	139	168	-	-	-	-	-	1,173	-11.5%	▼	1,173

		Jan	Feb	Mar	Apr	May	Jun	Jul	Aug	Sep	Oct	Nov	Dec	Thru Jul	% Change	Trending	Total
Administrative Law	2016	1	-	-	-	-	1	-	-	-	-	-	-	2			2
Contested Divorce	2015	5	2	3	4	3	2	5	2	1	2	1	-	24			30
	2016	-	4	3	2	2	3	3	-	-	-	-	-	17	-29.2%	▼	17
Domestic and Family - Level 1	2015	2	7	1	-	2	13	4	6	-	-	-	1	29			36
	2016	1	-	-	1	-	2	-	-	-	-	-	-	4	-86.2%	▼	4
Domestic and Family - Level 2	2015	-	3	2	4	2	2	2	2	4	4	-	1	15			26
	2016	2	5	5	2	7	4	2	-	-	-	-	-	27	80.0%	▲	27
General Civil - Level 1	2015	-	-	1	3	-	1	1	-	1	-	-	1	6			8
	2016	-	-	-	-	-	2	-	-	-	-	-	-	2	-66.7%	▼	2
General Civil - Level 2	2015	4	5	3	4	2	4	1	3	-	2	4	4	23			36
	2016	1	2	3	5	1	-	2	-	-	-	-	-	14	-39.1%	▼	14
General Civil - Level 3	2015	8	1	1	1	-	-	1	5	-	7	1	4	12			29
	2016	2	5	2	-	3	6	4	-	-	-	-	-	22	83.3%	▲	22
Miscellaneous	2015	51	36	50	34	32	46	54	41	66	75	39	106	303			630
	2016	61	58	76	40	45	45	48	-	-	-	-	-	373	23.1%	▲	373
Misdemeanor	2015	15	19	23	39	39	42	18	40	37	35	16	37	195			360
	2016	17	16	14	17	23	25	18	-	-	-	-	-	130	-33.3%	▼	130
Non-Capital Felonies and Related Matters	2015	54	137	52	73	135	98	53	112	59	91	15	84	602			963
	2016	63	91	47	62	88	44	79	-	-	-	-	-	474	-21.3%	▼	474
Other	2015	-	-	-	-	1	-	-	-	1	1	-	-	1			3
	2016	-	-	-	1	-	-	2	-	-	-	-	-	3	200.0%	▲	3
Other Criminally Related Matters	2015	3	7	13	7	14	11	13	7	20	9	11	12	68			127
	2016	21	5	5	10	1	4	1	-	-	-	-	-	47	-30.9%	▼	47
Probates/Wills and Trusts - Lev	2015	-	-	-	-	-	-	-	-	-	-	1	1	0			2
Probates/Wills and Trusts - Level 2	2015	-	-	2	1	2	1	2	8	1	1	2	6	8	0.0%	↔	26
	2016	2	4	-	4	1	1	-	-	-	-	-	-	12	50.0%	▲	12
Protective Orders	2015	-	-	-	-	-	-	2	1	-	-	-	-	2			3
Uncontested Divorce	2015	6	3	10	6	2	6	4	4	7	3	4	6	37			61
	2016	5	9	8	7	6	2	9	-	-	-	-	-	46	24.3%	▲	46

Court: Scott Circuit

Start/End Date: Jan-15 / Jul-16

2015 Average Month: 224

Jan-Jul 2015: 1,448

Filings Trending: ▲

Circuit/Court ID: 30

230169


Type of Case: Filings

2016 Average Month:213

Jan-Jul 2016 : 1,494

Overall AVG. Month: 220

Monthly Summary



Jan 15-Jul 16

Totals

	2015	2016
Civil	342	208
Criminal	1,736	845
Other	610	441
Total	2,688	1,494

Jan --- Jul Filings

1,448

2015

1,494

2016

Jan --- Jul Filings

	2015	2016	% Change	Trending
Civil	212	208	-1.9%	▼
Criminal	936	845	-9.7%	▼
Other	300	441	47.0%	▲
Total	1,448	1,494	3.2%	▲

	Jan	Feb	Mar	Apr	May	Jun	Jul	Aug	Sep	Oct	Nov	Dec	Thru Jul	% Change	Trending	Total
2015	110	150	349	300	167	177	195	191	361	350	155	183	1,448			2,688
2016	265	234	248	198	229	187	133	-	-	-	-	-	1,494	3.2%	▲	1,494

		Jan	Feb	Mar	Apr	May	Jun	Jul	Aug	Sep	Oct	Nov	Dec	Thru Jul	% Change	Trending	Total
Administrative Law	2015	-	1	-	-	-	-	-	-	1	-	-	-	1			2
Contested Divorce	2015	5	2	3	4	4	3	6	2	2	3	1	2	27			37
	2016	3	3	2	6	3	1	4	-	-	-	-	-	22	-18.5%	▼	22
Domestic and Family - Level 1	2015	1	1	1	2	-	6	-	-	3	1	1	4	11			20
	2016	4	-	-	1	1	-	-	-	-	-	-	-	6	-45.5%	▼	6
Domestic and Family - Level 2	2015	-	2	3	2	1	-	1	3	1	1	-	-	9			14
	2016	-	1	1	1	1	1	1	-	-	-	-	-	6	-33.3%	▼	6
General Civil - Level 1	2015	-	-	-	-	-	1	1	-	-	1	1	-	2			4
	2016	-	-	-	1	-	-	-	-	-	-	-	-	1	-50.0%	▼	1
General Civil - Level 2	2015	-	2	3	4	5	3	6	1	3	1	3	1	23			32
	2016	3	7	2	-	1	4	3	-	-	-	-	-	20	-13.0%	▼	20
General Civil - Level 3	2015	3	3	1	2	7	4	4	4	2	-	2	1	24			33
	2016	7	5	4	4	2	-	1	-	-	-	-	-	23	-4.2%	▼	23
Miscellaneous	2015	50	38	87	50	41	43	49	64	41	73	54	119	358			709
	2016	94	79	84	51	54	55	69	-	-	-	-	-	486	35.8%	▲	486
Misdemeanor	2015	21	12	63	44	25	48	41	31	39	26	39	17	254			406
	2016	43	52	45	34	54	24	20	-	-	-	-	-	272	7.1%	▲	272
Non-Capital Felonies and Related Matters	2015	23	83	170	166	70	52	74	69	254	215	40	18	638			1,234
	2016	98	75	74	72	82	86	16	-	-	-	-	-	503	-21.2%	▼	503
Other	2015	-	-	-	1	-	-	-	-	-	1	-	-	1			2
Other Criminally Related Matters	2015	-	1	6	15	5	10	7	7	9	19	6	11	44			96
	2016	6	3	22	6	17	8	8	-	-	-	-	-	70	59.1%	▲	70
Probates/Wills and Trusts - Lev	2015	-	1	-	-	-	-	-	-	-	-	-	-	1			1
Probates/Wills and Trusts - Level 2	2015	1	-	2	1	1	-	1	4	-	2	2	1	6			15
	2016	1	1	5	2	2	-	3	-	-	-	-	-	14	133.3%	▲	14
Uncontested Divorce	2015	6	4	10	9	8	7	5	6	6	7	6	9	49			83
	2016	6	8	9	20	12	8	8	-	-	-	-	-	71	44.9%	▲	71

Court: Wise Circuit

Start/End Date: Jan-15 / Jul-16

2015 Average Month: 383

Jan-Jul 2015: 2,727

Filings Trending: ▼

Circuit/Court ID: 30

230195

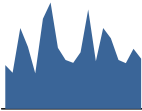
Type of Case: Filings

2016 Average Month:346

Jan-Jul 2016 : 2,421

Overall AVG. Month: 370

Monthly Summary



Jan 15-Jul 16

Totals

	2015	2016
Civil	795	457
Criminal	2,892	1,416
Other	913	548
Total	4,600	2,421

Jan --- Jul Filings

2,727

2015

2,421

2016

Jan --- Jul Filings

	2015	2016	% Change	Trending
Civil	477	457	-4.2%	▼
Criminal	1,766	1,416	-19.8%	▼
Other	484	548	13.2%	▲
Total	2,727	2,421	-11.2%	▼

	Jan	Feb	Mar	Apr	May	Jun	Jul	Aug	Sep	Oct	Nov	Dec	Thru Jul	% Change	Trending	Total
2015	262	217	485	372	213	540	638	366	294	276	340	597	2,727			4,600
2016	285	485	423	294	274	360	300	-	-	-	-	-	2,421	-11.2%	▼	2,421

		Jan	Feb	Mar	Apr	May	Jun	Jul	Aug	Sep	Oct	Nov	Dec	Thru Jul	% Change	Trending	Total
Administrative Law	2015	-	-	1	-	1	-	-	-	1	-	2	2	2			7
	2016	1	-	-	-	-	-	-	-	-	-	-	-	1	-50.0%	▼	1
Capital Murder	2015	-	-	-	-	-	-	-	1	1	-	-	-	0			2
	2016	-	-	-	-	4	-	-	-	-	-	-	-	4	0.0%	↔	4
Contested Divorce	2015	7	4	9	12	8	5	5	9	7	4	6	6	50			82
	2016	4	6	8	3	5	6	5	-	-	-	-	-	37	-26.0%	▼	37
Domestic and Family - Level 1	2015	6	4	2	5	7	6	2	6	1	8	3	8	32			58
	2016	4	1	1	2	14	7	6	-	-	-	-	-	35	9.4%	▲	35
Domestic and Family - Level 2	2015	4	2	6	1	7	3	4	3	7	4	3	2	27			46
	2016	2	3	6	3	7	5	12	-	-	-	-	-	38	40.7%	▲	38
General Civil - Level 1	2015	4	-	-	-	2	1	1	-	1	1	1	1	8			12
	2016	-	1	-	2	-	3	-	-	-	-	-	-	6	-25.0%	▼	6
General Civil - Level 2	2015	13	3	13	6	11	11	17	9	16	12	8	10	74			129
	2016	6	10	11	9	11	9	5	-	-	-	-	-	61	-17.6%	▼	61
General Civil - Level 3	2015	2	5	4	1	3	4	6	4	5	3	6	8	25			51
	2016	3	2	6	5	4	2	5	-	-	-	-	-	27	8.0%	▲	27
Miscellaneous	2015	91	70	132	101	53	82	45	92	79	92	82	135	574			1,054
	2016	86	119	114	86	67	65	107	-	-	-	-	-	644	12.2%	▲	644
Misdemeanor	2015	48	30	81	71	36	138	66	79	52	38	73	145	470			857
	2016	42	51	81	32	34	24	36	-	-	-	-	-	300	-36.2%	▼	300
Non-Capital Felonies and Related Matters	2015	57	56	213	146	57	245	453	125	97	92	130	264	1,227			1,935
	2016	101	250	158	120	113	208	83	-	-	-	-	-	1,033	-15.8%	▼	1,033
Other	2015	3	2	-	3	3	4	3	10	2	4	1	1	18			36
	2016	5	4	2	2	-	3	1	-	-	-	-	-	17	-5.6%	▼	17
Other Criminally Related Matters	2015	4	18	6	10	9	16	9	10	11	-	6	4	72			103
	2016	11	12	14	10	6	9	17	-	-	-	-	-	79	9.7%	▲	79
Probates/Wills and Trusts - Lev	2016	1	-	-	-	-	-	-	-	-	-	-	-	1			1
Probates/Wills and Trusts - Level 2	2015	1	4	1	1	-	3	2	2	2	1	1	3	12			21
	2016	5	5	5	2	1	4	1	-	-	-	-	-	23	91.7%	▲	23
Uncontested Divorce	2015	22	19	17	15	16	22	25	16	12	17	18	8	136			207
	2016	14	21	17	18	8	15	22	-	-	-	-	-	115	-15.4%	▼	115

Court: Prince William Circuit

Start/End Date: Jan-15 / Jul-16

2015 Average Month: 1,456

Jan-Jul 2015: 9,862

Filings Trending: ▲

Circuit/Court ID: 31

231153

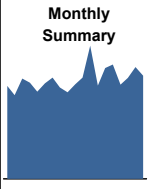
Type of Case: Filings

2016 Average Month:1,563

Jan-Jul 2016 : 10,940

Overall AVG. Month: 1,495

Monthly Summary

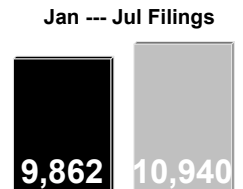


Jan 15-Jul 16

Totals

	2015	2016
Civil	5,212	2,963
Criminal	5,521	3,280
Other	6,736	4,697
Total	17,469	10,940

Jan --- Jul Filings



20152016

Jan --- Jul Filings

	2015	2016	% Change	Trending
Civil	3,149	2,963	-5.9%	▼
Criminal	3,080	3,280	6.5%	▲
Other	3,633	4,697	29.3%	▲
Total	9,862	10,940	10.9%	▲

	Jan	Feb	Mar	Apr	May	Jun	Jul	Aug	Sep	Oct	Nov	Dec	Thru Jul	% Change	Trending	Total
2015	1,393	1,258	1,505	1,443	1,307	1,435	1,521	1,371	1,298	1,420	1,519	1,999	9,862			17,469
2016	1,401	1,662	1,717	1,416	1,517	1,680	1,547	-	-	-	-	-	10,940	10.9%	▲	10,940

		Jan	Feb	Mar	Apr	May	Jun	Jul	Aug	Sep	Oct	Nov	Dec	Thru Jul	% Change	Trending	Total
Administrative Law	2015	3	1	1	-	-	-	-	-	-	-	2	-	5			7
	2016	3	-	-	3	1	4	-	-	-	-	-	-	11	120.0%	▲	11
Capital Murder	2015	-	-	-	5	-	-	-	-	-	-	-	-	5			5
	2016	-	-	-	-	-	-	-	-	-	-	-	-	-			-
Contested Divorce	2015	31	45	38	38	42	29	36	42	22	32	36	29	259			420
	2016	23	38	39	38	29	41	39	-	-	-	-	-	247	-4.6%	▼	247
Domestic and Family - Level 1	2015	13	23	15	28	20	17	19	16	15	20	26	22	135			234
	2016	19	17	25	20	19	23	27	-	-	-	-	-	150	11.1%	▲	150
Domestic and Family - Level 2	2015	44	29	28	12	7	15	9	42	14	28	10	13	144			251
	2016	7	12	20	8	20	24	16	-	-	-	-	-	107	-25.7%	▼	107
General Civil - Level 1	2015	5	-	-	4	8	2	1	3	3	2	2	1	20			31
	2016	2	2	6	2	2	7	4	-	-	-	-	-	25	25.0%	▲	25
General Civil - Level 2	2015	72	65	70	97	73	91	90	63	63	64	49	69	558			866
	2016	56	86	66	60	81	90	76	-	-	-	-	-	515	-7.7%	▼	515
General Civil - Level 3	2015	21	30	34	28	27	28	34	26	41	28	27	34	202			358
	2016	24	29	33	24	52	21	19	-	-	-	-	-	202	0.0%	↔	202
Miscellaneous	2015	576	528	658	625	475	551	616	573	574	583	651	1,176	4,029			7,586
	2016	732	795	881	666	608	743	692	-	-	-	-	-	5,117	27.0%	▲	5,117
Misdemeanor	2015	109	83	98	67	106	92	141	131	114	126	152	127	696			1,346
	2016	121	96	101	72	118	129	99	-	-	-	-	-	736	5.7%	▲	736
Non-Capital Felonies and Related Matters	2015	286	238	300	280	217	274	296	258	242	319	350	254	1,891			3,314
	2016	197	307	307	309	319	273	261	-	-	-	-	-	1,973	4.3%	▲	1,973
Other	2015	74	72	90	67	144	151	86	64	53	69	54	93	684			1,017
	2016	67	103	70	73	101	133	99	-	-	-	-	-	646	-5.6%	▼	646
Other Criminally Related Matters	2015	81	38	53	64	93	78	93	55	72	57	79	105	500			868
	2016	76	84	71	46	81	102	111	-	-	-	-	-	571	14.2%	▲	571
Probates/Wills and Trusts - Level 1	2015	1	1	1	3	1	-	1	1	2	1	-	1	8			13
	2016	1	-	-	1	-	1	2	-	-	-	-	-	5	-37.5%	▼	5
Probates/Wills and Trusts - Level 2	2015	8	14	13	8	8	10	13	6	8	10	6	6	74			110
	2016	8	8	13	17	6	12	8	-	-	-	-	-	72	-2.7%	▼	72
Protective Orders	2015	1	4	3	1	1	3	-	1	1	1	5	5	13			26
	2016	1	-	-	-	-	1	-	-	-	-	-	-	2	-84.6%	▼	2
Uncontested Divorce	2015	68	87	103	121	85	94	86	90	74	80	70	64	644			1,022
	2016	64	85	85	72	80	76	94	-	-	-	-	-	556	-13.7%	▼	556