

Court: Chesapeake Circuit

Start/End Date: Jan-15 / Jan-16

2015 Average Month: 1,120

Jan-Jan 2015: 1,019

Filings Trending: ▲

Circuit/Court ID: 1 201550


Type of Case: Filings

2016 Average Month:1,226

Jan-Jan 2016 : 1,226

Overall AVG. Month: 1,128

Monthly Summary

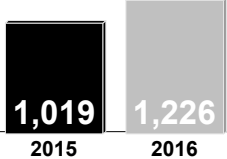


Jan 15-Jan 16

Totals

| | 2015 | 2016 |
|----------|--------|-------|
| Civil | 3,297 | 288 |
| Criminal | 5,733 | 398 |
| Other | 4,413 | 540 |
| Total | 13,443 | 1,226 |

Jan --- Jan Filings



2015 2016

Jan --- Jan Filings

| | 2015 | 2016 | % Change | Trending |
|----------|-------|-------|----------|----------|
| Civil | 214 | 288 | 34.6% | ▲ |
| Criminal | 444 | 398 | -10.4% | ▼ |
| Other | 361 | 540 | 49.6% | ▲ |
| Total | 1,019 | 1,226 | 20.3% | ▲ |

| | Jan | Feb | Mar | Apr | May | Jun | Jul | Aug | Sep | Oct | Nov | Dec | Thru Jan | % Change | Trending | Total |
|------|-------|-----|-------|-------|-------|-------|-------|-----|-------|-------|-------|-------|----------|----------|----------|--------|
| 2015 | 1,019 | 845 | 1,028 | 1,194 | 1,033 | 1,016 | 1,371 | 988 | 1,077 | 1,256 | 1,099 | 1,517 | 1,019 | | | 13,443 |
| 2016 | 1,226 | - | - | - | - | - | - | - | - | - | - | - | 1,226 | 20.3% | ▲ | 1,226 |

| | | Jan | Feb | Mar | Apr | May | Jun | Jul | Aug | Sep | Oct | Nov | Dec | Thru Jan | % Change | Trending | Total |
|--|------|-----|-----|-----|-----|-----|-----|-----|-----|-----|-----|-----|-----|----------|----------|----------|-------|
| Administrative Law | 2015 | 1 | 1 | - | 2 | 4 | 1 | 5 | 4 | 3 | 1 | - | - | 1 | | | 22 |
| | 2016 | 3 | - | - | - | - | - | - | - | - | - | - | - | 3 | 200.0% | ▲ | 3 |
| Capital Murder | 2015 | - | - | - | - | - | 1 | - | - | - | - | - | - | 0 | | | 1 |
| | 2016 | - | - | - | - | - | - | - | - | - | - | - | - | - | | | - |
| Contested Divorce | 2015 | 14 | 19 | 20 | 25 | 34 | 27 | 19 | 15 | 15 | 23 | 27 | 19 | 14 | 0.0% | ↔ | 257 |
| | 2016 | 33 | - | - | - | - | - | - | - | - | - | - | - | 33 | 135.7% | ▲ | 33 |
| Domestic and Family - Level 1 | 2015 | 10 | 16 | 13 | 33 | 10 | 19 | 21 | 17 | 18 | 15 | 23 | 18 | 10 | | | 213 |
| | 2016 | 9 | - | - | - | - | - | - | - | - | - | - | - | 9 | -10.0% | ▼ | 9 |
| Domestic and Family - Level 2 | 2015 | 3 | 12 | 11 | 9 | 5 | 6 | 7 | 4 | 9 | 5 | 5 | 9 | 3 | | | 85 |
| | 2016 | 6 | - | - | - | - | - | - | - | - | - | - | - | 6 | 100.0% | ▲ | 6 |
| General Civil - Level 1 | 2015 | 1 | 5 | 2 | 6 | 3 | 1 | 6 | 3 | 5 | 4 | 5 | - | 1 | | | 41 |
| | 2016 | 4 | - | - | - | - | - | - | - | - | - | - | - | 4 | 300.0% | ▲ | 4 |
| General Civil - Level 2 | 2015 | 31 | 55 | 32 | 64 | 31 | 39 | 67 | 39 | 37 | 51 | 37 | 31 | 31 | | | 514 |
| | 2016 | 55 | - | - | - | - | - | - | - | - | - | - | - | 55 | 77.4% | ▲ | 55 |
| General Civil - Level 3 | 2015 | 3 | 12 | 16 | 26 | 14 | 15 | 28 | 3 | 11 | 29 | 12 | 21 | 3 | | | 190 |
| | 2016 | 14 | - | - | - | - | - | - | - | - | - | - | - | 14 | 366.7% | ▲ | 14 |
| Miscellaneous | 2015 | 406 | 321 | 381 | 343 | 312 | 296 | 462 | 305 | 344 | 338 | 387 | 676 | 406 | | | 4,571 |
| | 2016 | 569 | - | - | - | - | - | - | - | - | - | - | - | 569 | 40.1% | ▲ | 569 |
| Misdemeanor | 2015 | 100 | 82 | 104 | 135 | 124 | 105 | 131 | 122 | 114 | 122 | 123 | 154 | 100 | | | 1,416 |
| | 2016 | 83 | - | - | - | - | - | - | - | - | - | - | - | 83 | -17.0% | ▼ | 83 |
| Non-Capital Felonies and Related Matters | 2015 | 315 | 183 | 258 | 408 | 347 | 334 | 331 | 287 | 306 | 393 | 257 | 297 | 315 | | | 3,716 |
| | 2016 | 290 | - | - | - | - | - | - | - | - | - | - | - | 290 | -7.9% | ▼ | 290 |
| Other | 2015 | 62 | 35 | 72 | 56 | 50 | 58 | 148 | 87 | 90 | 168 | 109 | 123 | 62 | | | 1,058 |
| | 2016 | 64 | - | - | - | - | - | - | - | - | - | - | - | 64 | 3.2% | ▲ | 64 |
| Other Criminally Related Matters | 2015 | 31 | 50 | 42 | 39 | 37 | 51 | 74 | 42 | 57 | 49 | 53 | 94 | 31 | | | 619 |
| | 2016 | 28 | - | - | - | - | - | - | - | - | - | - | - | 28 | -9.7% | ▼ | 28 |
| Probates/Wills and Trusts - Le | 2015 | 2 | 1 | 1 | - | - | 2 | - | - | 1 | 2 | - | 1 | 2 | | | 10 |
| | 2016 | 6 | - | - | - | - | - | - | - | - | - | - | - | 6 | -25.0% | ▼ | 6 |
| Uncontested Divorce | 2015 | 32 | 50 | 66 | 46 | 57 | 57 | 65 | 49 | 63 | 47 | 56 | 71 | 32 | | | 659 |
| | 2016 | 62 | - | - | - | - | - | - | - | - | - | - | - | 62 | 93.8% | ▲ | 62 |

Court: Accomack Circuit

Start/End Date: Jan-15 / Jan-16

2015 Average Month: 111

Jan-Jan 2015: 102

Filings Trending: ▲

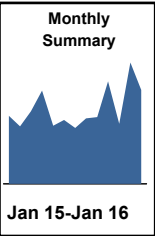
Circuit/Court ID: 2 202001

Type of Case: Filings

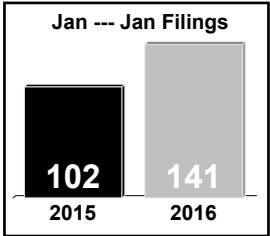
2016 Average Month:141

Jan-Jan 2016 : 141

Overall AVG. Month: 113



| Totals | | |
|----------|-------|------|
| | 2015 | 2016 |
| Civil | 396 | 24 |
| Criminal | 431 | 14 |
| Other | 501 | 103 |
| Total | 1,328 | 141 |



| Jan --- Jan Filings | | | | |
|---------------------|------|------|----------|----------|
| | 2015 | 2016 | % Change | Trending |
| Civil | 48 | 24 | -50.0% | ▼ |
| Criminal | 15 | 14 | -6.7% | ▼ |
| Other | 39 | 103 | 164.1% | ▲ |
| Total | 102 | 141 | 38.2% | ▲ |

| | Jan | Feb | Mar | Apr | May | Jun | Jul | Aug | Sep | Oct | Nov | Dec | Thru Jan | % Change | Trending | Total |
|------|-----|-----|-----|-----|-----|-----|-----|-----|-----|-----|-----|-----|----------|----------|----------|-------|
| 2015 | 102 | 86 | 109 | 140 | 87 | 96 | 84 | 98 | 100 | 154 | 90 | 182 | 102 | | | 1,328 |
| 2016 | 141 | - | - | - | - | - | - | - | - | - | - | - | 141 | 38.2% | ▲ | 141 |

| | | <u>Jan</u> | Feb | Mar | Apr | May | Jun | Jul | Aug | Sep | Oct | Nov | Dec | Thru Jan | % Change | Trending | <u>Total</u> |
|--|------|------------|-----|-----|-----|-----|-----|-----|-----|-----|-----|-----|-----|----------|----------|----------|--------------|
| Administrative Law | 2015 | - | - | - | - | - | - | - | - | - | 2 | 2 | - | 0 | | | 4 |
| Contested Divorce | 2015 | 4 | 3 | 2 | 2 | 1 | 3 | 1 | 2 | 3 | 6 | 3 | 1 | 4 | 0.0% | ↔ | 31 |
| | 2016 | 4 | - | - | - | - | - | - | - | - | - | - | - | 4 | 0.0% | ↔ | 4 |
| Domestic and Family - Level 1 | 2015 | - | 2 | - | 2 | 2 | - | 2 | - | 1 | 4 | 2 | - | 0 | | | 15 |
| | 2016 | 3 | - | - | - | - | - | - | - | - | - | - | - | 3 | 0.0% | ↔ | 3 |
| Domestic and Family - Level 2 | 2015 | 2 | - | - | - | - | 2 | 4 | 1 | - | - | - | - | 2 | | | 9 |
| General Civil - Level 1 | 2015 | 3 | 2 | - | 1 | 1 | - | 1 | - | - | - | - | - | 3 | | | 8 |
| | 2016 | 1 | - | - | - | - | - | - | - | - | - | - | - | 1 | -66.7% | ▼ | 1 |
| General Civil - Level 2 | 2015 | 14 | 2 | 2 | 7 | 10 | 10 | 3 | 15 | 7 | 5 | 6 | 2 | 14 | | | 83 |
| | 2016 | 5 | - | - | - | - | - | - | - | - | - | - | - | 5 | -64.3% | ▼ | 5 |
| General Civil - Level 3 | 2015 | 9 | 3 | 3 | 4 | 7 | 5 | 2 | 4 | 7 | 3 | 2 | 1 | 9 | | | 50 |
| | 2016 | 1 | - | - | - | - | - | - | - | - | - | - | - | 1 | -88.9% | ▼ | 1 |
| Miscellaneous | 2015 | 44 | 26 | 64 | 47 | 44 | 27 | 39 | 29 | 45 | 68 | 55 | 100 | 44 | | | 588 |
| | 2016 | 101 | - | - | - | - | - | - | - | - | - | - | - | 101 | 129.5% | ▲ | 101 |
| Misdemeanor | 2015 | 2 | 3 | 8 | 4 | 4 | 8 | 10 | 9 | 4 | 12 | 5 | 8 | 2 | | | 77 |
| | 2016 | 6 | - | - | - | - | - | - | - | - | - | - | - | 6 | 200.0% | ▲ | 6 |
| Non-Capital Felonies and Related Matters | 2015 | 9 | 39 | 12 | 65 | 10 | 31 | 11 | 26 | 20 | 47 | 6 | 62 | 9 | | | 338 |
| | 2016 | 3 | - | - | - | - | - | - | - | - | - | - | - | 3 | -66.7% | ▼ | 3 |
| Other | 2015 | 1 | 1 | 1 | 1 | 1 | 2 | 2 | 3 | 2 | 2 | 2 | 3 | 1 | | | 21 |
| | 2016 | 6 | - | - | - | - | - | - | - | - | - | - | - | 6 | 500.0% | ▲ | 6 |
| Other Criminally Related Matters | 2015 | 4 | - | 6 | 2 | - | 2 | - | - | - | 2 | 3 | 1 | 4 | | | 20 |
| | 2016 | 5 | - | - | - | - | - | - | - | - | - | - | - | 5 | 25.0% | ▲ | 5 |
| Probates/Wills and Trusts - Le | 2015 | - | - | 1 | - | - | - | - | 3 | - | - | - | - | 0 | | | 4 |
| Protective Orders | 2015 | - | - | - | - | - | - | 1 | - | - | - | - | - | 0 | 0.0% | ↔ | 1 |
| Uncontested Divorce | 2015 | 10 | 5 | 10 | 5 | 7 | 6 | 8 | 6 | 11 | 3 | 4 | 4 | 10 | 0.0% | ↔ | 79 |
| | 2016 | 6 | - | - | - | - | - | - | - | - | - | - | - | 6 | -40.0% | ▼ | 6 |

Court: Northampton Circuit

Start/End Date: Jan-15 / Jan-16

2015 Average Month: 74

Jan-Jan 2015: 55

Filings Trending: ▲

Circuit/Court ID: 2 202131


Type of Case: Filings

2016 Average Month:88

Jan-Jan 2016 : 88

Overall AVG. Month: 75

Monthly Summary



Jan 15-Jan 16

Totals

| | 2015 | 2016 |
|----------|------|------|
| Civil | 173 | 7 |
| Criminal | 532 | 57 |
| Other | 184 | 24 |
| Total | 889 | 88 |

Jan --- Jan Filings

55

88

2015

2016

Jan --- Jan Filings

| | 2015 | 2016 | % Change | Trending |
|----------|------|------|----------|----------|
| Civil | 14 | 7 | -50.0% | ▼ |
| Criminal | 29 | 57 | 96.6% | ▲ |
| Other | 12 | 24 | 100.0% | ▲ |
| Total | 55 | 88 | 60.0% | ▲ |

| | <u>Jan</u> | Feb | Mar | Apr | May | Jun | Jul | Aug | Sep | Oct | Nov | Dec | Thru Jan | % Change | Trending | <u>Total</u> |
|------|------------|-----|-----|-----|-----|-----|-----|-----|-----|-----|-----|-----|----------|----------|----------|--------------|
| 2015 | 55 | 46 | 70 | 46 | 58 | 83 | 82 | 75 | 60 | 123 | 108 | 83 | 55 | | | 889 |
| 2016 | 88 | - | - | - | - | - | - | - | - | - | - | - | 88 | 60.0% | ▲ | 88 |

| | | <u>Jan</u> | Feb | Mar | Apr | May | Jun | Jul | Aug | Sep | Oct | Nov | Dec | Thru Jan | % Change | Trending | <u>Total</u> |
|--|------|------------|-----|-----|-----|-----|-----|-----|-----|-----|-----|-----|-----|----------|----------|----------|--------------|
| Administrative Law | 2015 | - | - | - | - | 1 | - | - | - | - | - | - | - | 0 | | | 1 |
| Contested Divorce | 2015 | - | - | 3 | 2 | - | - | 2 | 4 | 1 | 2 | 1 | - | 0 | 0.0% | ↔ | 15 |
| | 2016 | 1 | - | - | - | - | - | - | - | - | - | - | - | 1 | 0.0% | ↔ | 1 |
| Domestic and Family - Level 1 | 2015 | - | - | - | 1 | 3 | - | 2 | - | - | - | 3 | 1 | 0 | | | 10 |
| Domestic and Family - Level 2 | 2015 | - | 1 | 1 | - | - | 1 | - | - | - | - | - | - | 0 | 0.0% | ↔ | 3 |
| General Civil - Level 1 | 2015 | - | - | - | - | - | - | - | - | - | 1 | - | 1 | 0 | 0.0% | ↔ | 2 |
| General Civil - Level 2 | 2015 | 2 | 1 | 4 | 3 | 1 | 3 | 4 | 2 | 3 | - | 1 | 1 | 2 | 0.0% | ↔ | 25 |
| General Civil - Level 3 | 2015 | 9 | 1 | - | 2 | 5 | 9 | 6 | 7 | 2 | 6 | 3 | 2 | 9 | | | 52 |
| | 2016 | 2 | - | - | - | - | - | - | - | - | - | - | - | 2 | -77.8% | ▼ | 2 |
| Miscellaneous | 2015 | 13 | 20 | 20 | 8 | 14 | 12 | 16 | 20 | 16 | 23 | 30 | 29 | 13 | | | 221 |
| | 2016 | 24 | - | - | - | - | - | - | - | - | - | - | - | 24 | 84.6% | ▲ | 24 |
| Misdemeanor | 2015 | 15 | 8 | 15 | 10 | 14 | 20 | 27 | 26 | 23 | 55 | 33 | 14 | 15 | | | 260 |
| | 2016 | 9 | - | - | - | - | - | - | - | - | - | - | - | 9 | -40.0% | ▼ | 9 |
| Non-Capital Felonies and Related Matters | 2015 | 7 | 6 | 21 | 8 | 12 | 19 | 20 | 7 | 10 | 30 | 28 | 29 | 7 | | | 197 |
| | 2016 | 48 | - | - | - | - | - | - | - | - | - | - | - | 48 | 585.7% | ▲ | 48 |
| Other Criminally Related Matte | 2015 | 7 | 6 | 4 | 6 | 7 | 17 | 3 | 8 | 4 | 5 | 7 | 1 | 7 | | | 75 |
| Probates/Wills and Trusts - Level 2 | 2015 | 1 | 2 | 1 | 3 | 1 | - | - | - | - | - | - | 1 | 1 | | | 9 |
| | 2016 | 1 | - | - | - | - | - | - | - | - | - | - | - | 1 | 0.0% | ↔ | 1 |
| Uncontested Divorce | 2015 | 1 | 1 | 1 | 3 | - | 2 | 2 | 1 | 1 | 1 | 2 | 4 | 1 | | | 19 |
| | 2016 | 3 | - | - | - | - | - | - | - | - | - | - | - | 3 | 200.0% | ▲ | 3 |

Court: Virginia Beach Circuit

Start/End Date: Jan-15 / Jan-16

2015 Average Month: 1,231

Jan-Jan 2015: 1,018

Filings Trending: ▼

Circuit/Court ID: 2 202810


Type of Case: Filings

2016 Average Month:980

Jan-Jan 2016 : 980

Overall AVG. Month: 1,212

Monthly Summary

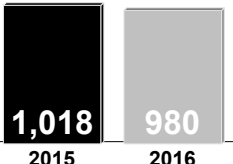


Jan 15-Jan 16

Totals

| | 2015 | 2016 |
|----------|--------|------|
| Civil | 5,970 | 477 |
| Criminal | 8,253 | 477 |
| Other | 548 | 26 |
| Total | 14,771 | 980 |

Jan --- Jan Filings



2015 2016

Jan --- Jan Filings

| | 2015 | 2016 | % Change | Trending |
|----------|-------|------|----------|----------|
| Civil | 350 | 477 | 36.3% | ▲ |
| Criminal | 630 | 477 | -24.3% | ▼ |
| Other | 38 | 26 | -31.6% | ▼ |
| Total | 1,018 | 980 | -3.7% | ▼ |

Virginia Beach - Back on CMS - October 2014

| | Jan | Feb | Mar | Apr | May | Jun | Jul | Aug | Sep | Oct | Nov | Dec | Thru Jan | % Change | Trending | Total |
|------|-------|-----|-------|-------|-------|-------|-------|-------|-------|-------|-------|-------|----------|----------|----------|--------|
| 2015 | 1,018 | 959 | 1,349 | 1,387 | 1,349 | 1,321 | 1,368 | 1,166 | 1,298 | 1,283 | 1,127 | 1,146 | 1,018 | | | 14,771 |
| 2016 | 980 | - | - | - | - | - | - | - | - | - | - | - | 980 | -3.7% | ▼ | 980 |

| | Jan | Feb | Mar | Apr | May | Jun | Jul | Aug | Sep | Oct | Nov | Dec | Thru Jan | % Change | Trending | Total |
|--|----------|-----|-----|-----|-----|-----|-----|-----|-----|-----|-----|-----|----------|----------|----------|-------|
| Administrative Law | 2015 1 | 2 | 3 | 2 | 1 | - | - | - | 1 | 2 | - | 2 | 1 | | | 14 |
| Capital Murder | 2015 - | 1 | - | - | 2 | - | - | - | 1 | - | - | 2 | 0 | | | 6 |
| Contested Divorce | 2015 18 | 22 | 45 | 40 | 33 | 29 | 36 | 22 | 26 | 28 | 30 | 27 | 18 | 0.0% | ↔ | 356 |
| | 2016 24 | - | - | - | - | - | - | - | - | - | - | - | 24 | 33.3% | ▲ | 24 |
| Domestic and Family - Level 1 | 2015 20 | 36 | 26 | 50 | 40 | 59 | 58 | 63 | 53 | 53 | 46 | 52 | 20 | | | 556 |
| | 2016 46 | - | - | - | - | - | - | - | - | - | - | - | 46 | 130.0% | ▲ | 46 |
| Domestic and Family - Level 2 | 2015 5 | 15 | 16 | 10 | 8 | 19 | 8 | 10 | 14 | 15 | 10 | 18 | 5 | | | 148 |
| | 2016 11 | - | - | - | - | - | - | - | - | - | - | - | 11 | 120.0% | ▲ | 11 |
| General Civil - Level 1 | 2015 2 | 2 | 2 | 3 | 5 | 5 | 1 | 10 | 3 | 2 | 3 | 2 | 2 | | | 40 |
| | 2016 3 | - | - | - | - | - | - | - | - | - | - | - | 3 | 50.0% | ▲ | 3 |
| General Civil - Level 2 | 2015 63 | 52 | 86 | 60 | 59 | 66 | 69 | 60 | 80 | 88 | 70 | 49 | 63 | | | 802 |
| | 2016 55 | - | - | - | - | - | - | - | - | - | - | - | 55 | -12.7% | ▼ | 55 |
| General Civil - Level 3 | 2015 23 | 18 | 41 | 85 | 76 | 102 | 90 | 111 | 68 | 96 | 94 | 60 | 23 | | | 864 |
| | 2016 97 | - | - | - | - | - | - | - | - | - | - | - | 97 | 321.7% | ▲ | 97 |
| Miscellaneous | 2015 112 | 123 | 205 | 189 | 139 | 169 | 237 | 187 | 204 | 184 | 122 | 158 | 112 | | | 2,029 |
| | 2016 154 | - | - | - | - | - | - | - | - | - | - | - | 154 | 37.5% | ▲ | 154 |
| Misdemeanor | 2015 161 | 148 | 196 | 260 | 253 | 215 | 267 | 194 | 212 | 260 | 229 | 225 | 161 | | | 2,620 |
| | 2016 154 | - | - | - | - | - | - | - | - | - | - | - | 154 | -4.3% | ▼ | 154 |
| Non-Capital Felonies and Related Matters | 2015 339 | 315 | 405 | 474 | 500 | 408 | 392 | 323 | 443 | 378 | 333 | 359 | 339 | | | 4,669 |
| | 2016 282 | - | - | - | - | - | - | - | - | - | - | - | 282 | -16.8% | ▼ | 282 |
| Other | 2015 57 | 55 | 69 | 56 | 62 | 57 | 49 | 52 | 61 | 45 | 55 | 52 | 57 | | | 670 |
| | 2016 28 | - | - | - | - | - | - | - | - | - | - | - | 28 | -50.9% | ▼ | 28 |
| Other Criminally Related Matters | 2015 134 | 112 | 141 | 67 | 75 | 80 | 76 | 43 | 56 | 62 | 59 | 71 | 134 | | | 976 |
| | 2016 42 | - | - | - | - | - | - | - | - | - | - | - | 42 | -68.7% | ▼ | 42 |
| Probates/Wills and Trusts - Le | 2015 - | 1 | 2 | 1 | 1 | - | 1 | 1 | - | - | 1 | 2 | 0 | | | 10 |
| Probates/Wills and Trusts - Level 2 | 2015 10 | 5 | 8 | 8 | 8 | 17 | 10 | 10 | 12 | 9 | 10 | 6 | 10 | 0.0% | ↔ | 113 |
| | 2016 15 | - | - | - | - | - | - | - | - | - | - | - | 15 | 50.0% | ▲ | 15 |
| Protective Orders | 2015 - | - | - | - | 1 | - | - | - | - | 1 | - | - | 0 | | | 2 |
| Uncontested Divorce | 2015 73 | 52 | 104 | 82 | 86 | 95 | 74 | 80 | 64 | 60 | 65 | 61 | 73 | 0.0% | ↔ | 896 |
| | 2016 69 | - | - | - | - | - | - | - | - | - | - | - | 69 | -5.5% | ▼ | 69 |

Court: Portsmouth Circuit

Start/End Date: Jan-15 / Jan-16

2015 Average Month: 800

Jan-Jan 2015: 671

Filings Trending: ▲

Circuit/Court ID: 3 203740


Type of Case: Filings

2016 Average Month:691

Jan-Jan 2016 : 691

Overall AVG. Month: 792

Monthly Summary

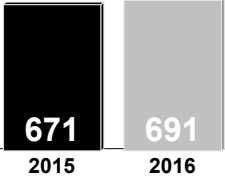


Jan 15-Jan 16

Totals

| | 2015 | 2016 |
|----------|-------|------|
| Civil | 3,746 | 176 |
| Criminal | 4,315 | 354 |
| Other | 1,543 | 161 |
| Total | 9,604 | 691 |

Jan --- Jan Filings



Jan --- Jan Filings

| | 2015 | 2016 | % Change | Trending |
|----------|------|------|----------|----------|
| Civil | 305 | 176 | -42.3% | ▼ |
| Criminal | 230 | 354 | 53.9% | ▲ |
| Other | 136 | 161 | 18.4% | ▲ |
| Total | 671 | 691 | 3.0% | ▲ |

| | Jan | Feb | Mar | Apr | May | Jun | Jul | Aug | Sep | Oct | Nov | Dec | Thru Jan | % Change | Trending | Total |
|------|-----|-----|-----|-----|-----|-----|-----|-----|-----|-----|-----|-----|----------|----------|----------|-------|
| 2015 | 671 | 670 | 937 | 960 | 895 | 837 | 774 | 750 | 781 | 728 | 698 | 903 | 671 | | | 9,604 |
| 2016 | 691 | - | - | - | - | - | - | - | - | - | - | - | 691 | 3.0% | ▲ | 691 |

| | | Jan | Feb | Mar | Apr | May | Jun | Jul | Aug | Sep | Oct | Nov | Dec | Thru Jan | % Change | Trending | Total |
|--|------|-----|-----|-----|-----|-----|-----|-----|-----|-----|-----|-----|-----|----------|----------|----------|-------|
| Administrative Law | 2015 | - | 2 | 2 | - | 3 | - | 1 | - | 1 | - | 1 | - | 0 | | | 10 |
| | 2016 | 1 | - | - | - | - | - | - | - | - | - | - | - | 1 | 0.0% | ↔ | 1 |
| Contested Divorce | 2015 | 4 | 10 | 17 | 11 | 10 | 13 | 11 | 9 | 7 | 11 | 8 | 10 | 4 | | | 121 |
| | 2016 | 5 | - | - | - | - | - | - | - | - | - | - | - | 5 | 25.0% | ▲ | 5 |
| Domestic and Family - Level 1 | 2015 | 14 | 17 | 10 | 5 | 7 | 5 | 10 | 12 | 7 | 6 | 10 | 7 | 14 | | | 110 |
| | 2016 | 1 | - | - | - | - | - | - | - | - | - | - | - | 1 | -92.9% | ▼ | 1 |
| Domestic and Family - Level 2 | 2015 | 3 | 2 | 7 | - | 5 | 7 | 6 | 4 | 5 | 4 | 3 | 2 | 3 | | | 48 |
| | 2016 | 2 | - | - | - | - | - | - | - | - | - | - | - | 2 | -33.3% | ▼ | 2 |
| General Civil - Level 1 | 2015 | 1 | 1 | 2 | 2 | - | 1 | - | 1 | 4 | - | 1 | 2 | 1 | | | 15 |
| | 2016 | 2 | - | - | - | - | - | - | - | - | - | - | - | 2 | 100.0% | ▲ | 2 |
| General Civil - Level 2 | 2015 | 20 | 27 | 30 | 22 | 19 | 30 | 28 | 21 | 20 | 23 | 14 | 29 | 20 | | | 283 |
| | 2016 | 13 | - | - | - | - | - | - | - | - | - | - | - | 13 | -35.0% | ▼ | 13 |
| General Civil - Level 3 | 2015 | 118 | 107 | 133 | 215 | 170 | 206 | 97 | 154 | 91 | 78 | 91 | 77 | 118 | | | 1,537 |
| | 2016 | 48 | - | - | - | - | - | - | - | - | - | - | - | 48 | -59.3% | ▼ | 48 |
| Miscellaneous | 2015 | 217 | 165 | 214 | 216 | 179 | 168 | 193 | 199 | 198 | 162 | 176 | 222 | 217 | | | 2,309 |
| | 2016 | 224 | - | - | - | - | - | - | - | - | - | - | - | 224 | 3.2% | ▲ | 224 |
| Misdemeanor | 2015 | 65 | 97 | 161 | 121 | 167 | 86 | 127 | 92 | 97 | 98 | 105 | 124 | 65 | | | 1,340 |
| | 2016 | 85 | - | - | - | - | - | - | - | - | - | - | - | 85 | 30.8% | ▲ | 85 |
| Non-Capital Felonies and Related Matters | 2015 | 151 | 136 | 246 | 225 | 208 | 201 | 212 | 166 | 222 | 252 | 189 | 318 | 151 | | | 2,526 |
| | 2016 | 239 | - | - | - | - | - | - | - | - | - | - | - | 239 | 58.3% | ▲ | 239 |
| Other | 2015 | 35 | 35 | 38 | 63 | 49 | 38 | 30 | 31 | 63 | 35 | 28 | 40 | 35 | | | 485 |
| | 2016 | 21 | - | - | - | - | - | - | - | - | - | - | - | 21 | -40.0% | ▼ | 21 |
| Other Criminally Related Matters | 2015 | 15 | 44 | 48 | 42 | 43 | 51 | 27 | 34 | 44 | 29 | 39 | 51 | 15 | | | 467 |
| | 2016 | 30 | - | - | - | - | - | - | - | - | - | - | - | 30 | 100.0% | ▲ | 30 |
| Probates/Wills and Trusts - Le | 2015 | - | - | - | - | - | - | - | - | - | - | 1 | - | 0 | | | 1 |
| Probates/Wills and Trusts - Level 2 | 2015 | 6 | 3 | 4 | 5 | 4 | 3 | 4 | 3 | 2 | 4 | 5 | 5 | 6 | 0.0% | ↔ | 48 |
| | 2016 | 3 | - | - | - | - | - | - | - | - | - | - | - | 3 | -50.0% | ▼ | 3 |
| Protective Orders | 2015 | - | 5 | 2 | 1 | 3 | - | 2 | 3 | 2 | 4 | 2 | - | 0 | | | 24 |
| Uncontested Divorce | 2015 | 22 | 19 | 23 | 32 | 28 | 28 | 26 | 21 | 18 | 22 | 25 | 16 | 22 | 0.0% | ↔ | 280 |
| | 2016 | 17 | - | - | - | - | - | - | - | - | - | - | - | 17 | -22.7% | ▼ | 17 |

Court: Norfolk Circuit

Start/End Date: Jan-15 / Jan-16

2015 Average Month: 1,886

Jan-Jan 2015: 1,897

Filings Trending: ↔

Circuit/Court ID: 4 204710


Type of Case: Filings

2016 Average Month:1,864

Jan-Jan 2016 : 1,864

Overall AVG. Month: 1,884

Monthly Summary

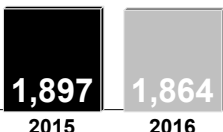


Jan 15-Jan 16

Totals

| | 2015 | 2016 |
|----------|--------|-------|
| Civil | 12,024 | 852 |
| Criminal | 7,368 | 626 |
| Other | 3,236 | 386 |
| Total | 22,628 | 1,864 |

Jan --- Jan Filings



2015 2016

Jan --- Jan Filings

| | 2015 | 2016 | % Change | Trending |
|----------|-------|-------|----------|----------|
| Civil | 1,082 | 852 | -21.3% | ▼ |
| Criminal | 572 | 626 | 9.4% | ▲ |
| Other | 243 | 386 | 58.8% | ▲ |
| Total | 1,897 | 1,864 | -1.7% | ▼ |

| | Jan | Feb | Mar | Apr | May | Jun | Jul | Aug | Sep | Oct | Nov | Dec | Thru Jan | % Change | Trending | Total |
|------|-------|-------|-------|-------|-------|-------|-------|-------|-------|-------|-------|-------|----------|----------|----------|--------|
| 2015 | 1,897 | 1,342 | 2,255 | 2,017 | 1,923 | 1,868 | 1,844 | 1,819 | 1,920 | 1,814 | 1,844 | 2,085 | 1,897 | | | 22,628 |
| 2016 | 1,864 | - | - | - | - | - | - | - | - | - | - | - | 1,864 | -1.7% | ▼ | 1,864 |

| | | Jan | Feb | Mar | Apr | May | Jun | Jul | Aug | Sep | Oct | Nov | Dec | Thru Jan | % Change | Trending | Total |
|--|------|-----|-----|-----|-----|-----|-----|-----|-----|-----|-----|-----|-----|----------|----------|----------|-------|
| Administrative Law | 2015 | - | - | - | - | - | 1 | - | 1 | - | 2 | 1 | - | 0 | | | 5 |
| | 2016 | 2 | - | - | - | - | - | - | - | - | - | - | - | 2 | 0.0% | ↔ | 2 |
| Contested Divorce | 2015 | 73 | 84 | 113 | 119 | 100 | 89 | 100 | 101 | 75 | 101 | 83 | 86 | 73 | | | 1,124 |
| | 2016 | 81 | - | - | - | - | - | - | - | - | - | - | - | 81 | 11.0% | ▲ | 81 |
| Domestic and Family - Level 1 | 2015 | 17 | 21 | 20 | 13 | 17 | 23 | 38 | 17 | 15 | 24 | 19 | 23 | 17 | | | 247 |
| | 2016 | 22 | - | - | - | - | - | - | - | - | - | - | - | 22 | 29.4% | ▲ | 22 |
| Domestic and Family - Level 2 | 2015 | 24 | 9 | 10 | 37 | 28 | 14 | 18 | 26 | 23 | 14 | 25 | 20 | 24 | | | 248 |
| | 2016 | 25 | - | - | - | - | - | - | - | - | - | - | - | 25 | 4.2% | ▲ | 25 |
| General Civil - Level 1 | 2015 | 5 | 3 | 2 | 6 | 7 | 3 | 7 | 2 | 6 | 4 | 5 | 3 | 5 | | | 53 |
| | 2016 | 3 | - | - | - | - | - | - | - | - | - | - | - | 3 | -40.0% | ▼ | 3 |
| General Civil - Level 2 | 2015 | 52 | 68 | 56 | 46 | 47 | 73 | 62 | 46 | 48 | 43 | 46 | 29 | 52 | | | 616 |
| | 2016 | 43 | - | - | - | - | - | - | - | - | - | - | - | 43 | -17.3% | ▼ | 43 |
| General Civil - Level 3 | 2015 | 38 | 26 | 56 | 34 | 35 | 39 | 42 | 50 | 60 | 49 | 37 | 39 | 38 | | | 505 |
| | 2016 | 44 | - | - | - | - | - | - | - | - | - | - | - | 44 | 15.8% | ▲ | 44 |
| Miscellaneous | 2015 | 831 | 439 | 955 | 692 | 708 | 632 | 545 | 749 | 670 | 638 | 752 | 894 | 831 | | | 8,505 |
| | 2016 | 677 | - | - | - | - | - | - | - | - | - | - | - | 677 | -18.5% | ▼ | 677 |
| Misdemeanor | 2015 | 140 | 84 | 121 | 134 | 136 | 146 | 137 | 93 | 145 | 105 | 129 | 142 | 140 | | | 1,512 |
| | 2016 | 120 | - | - | - | - | - | - | - | - | - | - | - | 120 | -14.3% | ▼ | 120 |
| Non-Capital Felonies and Related Matters | 2015 | 340 | 278 | 426 | 476 | 436 | 398 | 458 | 356 | 449 | 423 | 393 | 461 | 340 | | | 4,894 |
| | 2016 | 432 | - | - | - | - | - | - | - | - | - | - | - | 432 | 27.1% | ▲ | 432 |
| Other | 2015 | 79 | 77 | 85 | 90 | 80 | 108 | 83 | 91 | 82 | 105 | 78 | 109 | 79 | | | 1,067 |
| | 2016 | 94 | - | - | - | - | - | - | - | - | - | - | - | 94 | 19.0% | ▲ | 94 |
| Other Criminally Related Matters | 2015 | 93 | 57 | 71 | 107 | 78 | 100 | 95 | 81 | 103 | 84 | 61 | 87 | 93 | | | 1,017 |
| | 2016 | 76 | - | - | - | - | - | - | - | - | - | - | - | 76 | -18.3% | ▼ | 76 |
| Probates/Wills and Trusts - Le | 2015 | - | - | - | 2 | - | - | 1 | 2 | - | - | - | - | 0 | | | 5 |
| Probates/Wills and Trusts - Level 2 | 2015 | 12 | 3 | 19 | 19 | 17 | 14 | 14 | 9 | 11 | 12 | 18 | 17 | 12 | 0.0% | ↔ | 165 |
| | 2016 | 15 | - | - | - | - | - | - | - | - | - | - | - | 15 | 25.0% | ▲ | 15 |
| Protective Orders | 2015 | - | 1 | 3 | - | 3 | 3 | 2 | 1 | - | - | 2 | 3 | 0 | | | 18 |
| | 2016 | 1 | - | - | - | - | - | - | - | - | - | - | - | 1 | 0.0% | ↔ | 1 |
| Uncontested Divorce | 2015 | 193 | 192 | 318 | 242 | 231 | 225 | 242 | 194 | 233 | 210 | 195 | 172 | 193 | | | 2,647 |
| | 2016 | 229 | - | - | - | - | - | - | - | - | - | - | - | 229 | 18.7% | ▲ | 229 |

Court: Isle of Wight Circuit

Start/End Date: Jan-15 / Jan-16

2015 Average Month: 143

Jan-Jan 2015: 153

Filings Trending: ▲

Circuit/Court ID: 5 205093


Type of Case: Filings

2016 Average Month:184

Jan-Jan 2016 : 184

Overall AVG. Month: 146

Monthly Summary

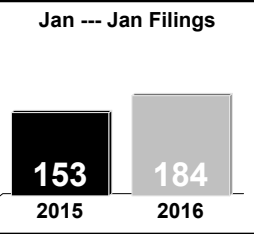


Jan 15-Jan 16

Totals

| | 2015 | 2016 |
|----------|-------|------|
| Civil | 393 | 26 |
| Criminal | 521 | 52 |
| Other | 797 | 106 |
| Total | 1,711 | 184 |

Jan --- Jan Filings



153 2015 184 2016

Jan --- Jan Filings

| | 2015 | 2016 | % Change | Trending |
|----------|------|------|----------|----------|
| Civil | 30 | 26 | -13.3% | ▼ |
| Criminal | 62 | 52 | -16.1% | ▼ |
| Other | 61 | 106 | 73.8% | ▲ |
| Total | 153 | 184 | 20.3% | ▲ |

| | Jan | Feb | Mar | Apr | May | Jun | Jul | Aug | Sep | Oct | Nov | Dec | Thru Jan | % Change | Trending | Total |
|------|-----|-----|-----|-----|-----|-----|-----|-----|-----|-----|-----|-----|----------|----------|----------|-------|
| 2015 | 153 | 116 | 170 | 110 | 137 | 125 | 187 | 125 | 140 | 123 | 145 | 180 | 153 | | | 1,711 |
| 2016 | 184 | - | - | - | - | - | - | - | - | - | - | - | 184 | 20.3% | ▲ | 184 |

| | | Jan | Feb | Mar | Apr | May | Jun | Jul | Aug | Sep | Oct | Nov | Dec | Thru Jan | % Change | Trending | Total |
|--|------|-----|-----|-----|-----|-----|-----|-----|-----|-----|-----|-----|-----|----------|----------|----------|-------|
| Administrative Law | 2015 | - | - | - | - | 1 | - | - | - | - | - | - | - | 0 | | | 1 |
| Contested Divorce | 2015 | - | 2 | 2 | 2 | 3 | 7 | 2 | 1 | 2 | 4 | 2 | 3 | 0 | 0.0% | ↔ | 30 |
| | 2016 | 3 | - | - | - | - | - | - | - | - | - | - | - | 3 | 0.0% | ↔ | 3 |
| Domestic and Family - Level 1 | 2015 | 4 | - | - | 1 | 3 | 6 | 3 | 3 | 3 | 5 | 1 | 2 | 4 | | | 31 |
| Domestic and Family - Level 2 | 2015 | 1 | 1 | 1 | - | 1 | - | 4 | 2 | - | 4 | - | 1 | 1 | | | 15 |
| | 2016 | 1 | - | - | - | - | - | - | - | - | - | - | - | 1 | 0.0% | ↔ | 1 |
| General Civil - Level 1 | 2015 | - | - | 1 | - | 1 | - | - | - | - | - | - | - | 0 | | | 2 |
| General Civil - Level 2 | 2015 | 7 | 3 | 2 | 2 | 6 | 5 | 5 | 12 | 1 | 3 | 9 | 5 | 7 | 0.0% | ↔ | 60 |
| | 2016 | 5 | - | - | - | - | - | - | - | - | - | - | - | 5 | -28.6% | ▼ | 5 |
| General Civil - Level 3 | 2015 | 2 | 6 | 2 | 3 | 3 | 2 | 2 | 3 | 2 | 5 | 2 | 2 | 2 | | | 34 |
| | 2016 | 2 | - | - | - | - | - | - | - | - | - | - | - | 2 | 0.0% | ↔ | 2 |
| Miscellaneous | 2015 | 64 | 62 | 78 | 59 | 57 | 50 | 67 | 72 | 52 | 67 | 67 | 133 | 64 | | | 828 |
| | 2016 | 116 | - | - | - | - | - | - | - | - | - | - | - | 116 | 81.3% | ▲ | 116 |
| Misdemeanor | 2015 | 2 | 3 | 15 | 7 | 3 | 4 | 9 | 4 | 13 | 8 | 3 | 2 | 2 | | | 73 |
| | 2016 | 3 | - | - | - | - | - | - | - | - | - | - | - | 3 | 50.0% | ▲ | 3 |
| Non-Capital Felonies and Related Matters | 2015 | 54 | 19 | 44 | 8 | 30 | 30 | 78 | 7 | 36 | 12 | 43 | 20 | 54 | | | 381 |
| | 2016 | 47 | - | - | - | - | - | - | - | - | - | - | - | 47 | -13.0% | ▼ | 47 |
| Other | 2015 | 3 | 10 | 6 | 17 | 12 | 5 | 4 | 9 | 6 | 3 | 7 | 4 | 3 | | | 86 |
| Other Criminally Related Matters | 2015 | 6 | 3 | 10 | - | 5 | 7 | 4 | 3 | 17 | 5 | 2 | 5 | 6 | | | 67 |
| | 2016 | 2 | - | - | - | - | - | - | - | - | - | - | - | 2 | -66.7% | ▼ | 2 |
| Probates/Wills and Trusts - Le | 2015 | 1 | 2 | 3 | 1 | - | - | 2 | - | - | 2 | - | - | 1 | | | 11 |
| Uncontested Divorce | 2015 | 9 | 5 | 6 | 10 | 12 | 9 | 7 | 9 | 8 | 5 | 9 | 3 | 9 | | | 92 |
| | 2016 | 5 | - | - | - | - | - | - | - | - | - | - | - | 5 | -44.4% | ▼ | 5 |

Court: Southampton Circuit

Start/End Date: Jan-15 / Jan-16

2015 Average Month: 128

Jan-Jan 2015: 116

Filings Trending: ▲

Circuit/Court ID: 5 205175


Type of Case: Filings

2016 Average Month:186

Jan-Jan 2016 : 186

Overall AVG. Month: 133

Monthly Summary



Jan 15-Jan 16

Totals

| | 2015 | 2016 |
|----------|-------|------|
| Civil | 369 | 29 |
| Criminal | 819 | 91 |
| Other | 352 | 66 |
| Total | 1,540 | 186 |

Jan --- Jan Filings

116

2015

186

2016

Jan --- Jan Filings

| | 2015 | 2016 | % Change | Trending |
|----------|------|------|----------|----------|
| Civil | 24 | 29 | 20.8% | ▲ |
| Criminal | 72 | 91 | 26.4% | ▲ |
| Other | 20 | 66 | 230.0% | ▲ |
| Total | 116 | 186 | 60.3% | ▲ |

| | Jan | Feb | Mar | Apr | May | Jun | Jul | Aug | Sep | Oct | Nov | Dec | Thru Jan | % Change | Trending | Total |
|------|-----|-----|-----|-----|-----|-----|-----|-----|-----|-----|-----|-----|----------|----------|----------|-------|
| 2015 | 116 | 101 | 163 | 131 | 109 | 105 | 180 | 107 | 170 | 94 | 137 | 127 | 116 | | | 1,540 |
| 2016 | 186 | - | - | - | - | - | - | - | - | - | - | - | 186 | 60.3% | ▲ | 186 |

| | | Jan | Feb | Mar | Apr | May | Jun | Jul | Aug | Sep | Oct | Nov | Dec | Thru Jan | % Change | Trending | Total |
|--|------|-----|-----|-----|-----|-----|-----|-----|-----|-----|-----|-----|-----|----------|----------|----------|-------|
| Administrative Law | 2015 | 1 | - | - | - | - | - | - | 2 | - | - | 2 | 1 | 1 | | | 6 |
| Capital Murder | 2015 | - | - | - | - | - | - | - | - | - | - | 1 | - | 0 | | | 1 |
| Contested Divorce | 2015 | 2 | 9 | 7 | 1 | 3 | 4 | 3 | 1 | - | - | - | 3 | 2 | 0.0% | ↔ | 33 |
| | 2016 | 6 | - | - | - | - | - | - | - | - | - | - | - | 6 | 200.0% | ▲ | 6 |
| Domestic and Family - Level 1 | 2015 | 1 | 2 | 3 | - | 2 | 1 | 4 | 1 | 1 | - | 1 | 2 | 1 | | | 18 |
| Domestic and Family - Level 2 | 2015 | - | - | - | 1 | - | - | 1 | - | 1 | - | 3 | - | 0 | | | 6 |
| General Civil - Level 1 | 2015 | - | - | - | 1 | - | - | - | 1 | - | - | - | - | 0 | 0.0% | ↔ | 2 |
| General Civil - Level 2 | 2015 | 6 | 4 | 5 | 5 | 6 | 4 | 1 | 1 | 3 | 9 | 3 | 3 | 6 | 0.0% | ↔ | 50 |
| | 2016 | 2 | - | - | - | - | - | - | - | - | - | - | - | 2 | -66.7% | ▼ | 2 |
| General Civil - Level 3 | 2015 | 2 | 1 | 2 | 4 | 2 | 2 | 6 | 3 | 4 | 1 | 1 | 2 | 2 | | | 30 |
| | 2016 | 4 | - | - | - | - | - | - | - | - | - | - | - | 4 | 100.0% | ▲ | 4 |
| Miscellaneous | 2015 | 26 | 46 | 47 | 37 | 22 | 24 | 46 | 45 | 39 | 35 | 28 | 68 | 26 | | | 463 |
| | 2016 | 77 | - | - | - | - | - | - | - | - | - | - | - | 77 | 196.2% | ▲ | 77 |
| Misdemeanor | 2015 | 14 | 16 | 11 | 7 | 11 | 11 | 17 | 6 | 15 | 8 | 21 | 12 | 14 | | | 149 |
| | 2016 | 22 | - | - | - | - | - | - | - | - | - | - | - | 22 | 57.1% | ▲ | 22 |
| Non-Capital Felonies and Related Matters | 2015 | 43 | 13 | 56 | 61 | 38 | 49 | 64 | 36 | 81 | 29 | 62 | 27 | 43 | | | 559 |
| | 2016 | 61 | - | - | - | - | - | - | - | - | - | - | - | 61 | 41.9% | ▲ | 61 |
| Other | 2015 | 1 | 1 | 2 | - | - | - | 4 | 2 | 2 | - | - | - | 1 | | | 12 |
| | 2016 | 3 | - | - | - | - | - | - | - | - | - | - | - | 3 | 200.0% | ▲ | 3 |
| Other Criminally Related Matters | 2015 | 15 | - | 20 | 2 | 16 | 4 | 23 | - | 20 | 7 | 8 | 4 | 15 | | | 119 |
| | 2016 | 9 | - | - | - | - | - | - | - | - | - | - | - | 9 | -40.0% | ▼ | 9 |
| Probates/Wills and Trusts - Le | 2015 | - | - | - | 3 | - | 2 | 2 | - | 1 | 2 | - | - | 0 | | | 10 |
| Protective Orders | 2015 | 1 | - | 1 | - | - | - | - | - | - | - | - | 1 | 1 | 0.0% | ↔ | 3 |
| Uncontested Divorce | 2015 | 4 | 9 | 9 | 9 | 9 | 4 | 9 | 9 | 3 | 3 | 7 | 4 | 4 | | | 79 |
| | 2016 | 2 | - | - | - | - | - | - | - | - | - | - | - | 2 | -50.0% | ▼ | 2 |

Court: Suffolk Circuit

Start/End Date: Jan-15 / Jan-16

2015 Average Month: 476

Jan-Jan 2015: 566

Filings Trending: ▼

Circuit/Court ID: 5 205800


Type of Case: Filings

2016 Average Month:498

Jan-Jan 2016 : 498

Overall AVG. Month: 477

Monthly Summary

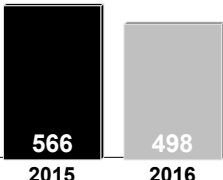


Jan 15-Jan 16

Totals

| | 2015 | 2016 |
|----------|-------|------|
| Civil | 1,135 | 73 |
| Criminal | 3,090 | 245 |
| Other | 1,481 | 180 |
| Total | 5,706 | 498 |

Jan --- Jan Filings



566 498

2015 2016

Jan --- Jan Filings

| | 2015 | 2016 | % Change | Trending |
|----------|------|------|----------|----------|
| Civil | 86 | 73 | -15.1% | ▼ |
| Criminal | 342 | 245 | -28.4% | ▼ |
| Other | 138 | 180 | 30.4% | ▲ |
| Total | 566 | 498 | -12.0% | ▼ |

| | Jan | Feb | Mar | Apr | May | Jun | Jul | Aug | Sep | Oct | Nov | Dec | Thru Jan | % Change | Trending | Total |
|------|-----|-----|-----|-----|-----|-----|-----|-----|-----|-----|-----|-----|----------|----------|----------|-------|
| 2015 | 566 | 455 | 583 | 401 | 403 | 528 | 413 | 452 | 394 | 487 | 573 | 451 | 566 | | | 5,706 |
| 2016 | 498 | - | - | - | - | - | - | - | - | - | - | - | 498 | -12.0% | ▼ | 498 |

| | | Jan | Feb | Mar | Apr | May | Jun | Jul | Aug | Sep | Oct | Nov | Dec | Thru Jan | % Change | Trending | Total |
|--|------|-----|-----|-----|-----|-----|-----|-----|-----|-----|-----|-----|-----|----------|----------|----------|-------|
| Administrative Law | 2015 | 1 | - | - | 1 | - | - | - | - | - | - | - | - | 1 | | | 2 |
| | 2016 | 1 | - | - | - | - | - | - | - | - | - | - | - | 1 | 0.0% | ↔ | 1 |
| Contested Divorce | 2015 | 8 | 5 | 14 | 8 | 11 | 9 | 9 | 10 | 8 | 7 | 10 | 10 | 8 | | | 109 |
| | 2016 | 9 | - | - | - | - | - | - | - | - | - | - | - | 9 | 12.5% | ▲ | 9 |
| Domestic and Family - Level 1 | 2015 | 6 | 2 | 1 | 9 | 3 | 6 | 6 | 3 | 3 | 12 | 1 | 1 | 6 | | | 53 |
| | 2016 | 1 | - | - | - | - | - | - | - | - | - | - | - | 1 | -83.3% | ▼ | 1 |
| Domestic and Family - Level 2 | 2015 | 4 | 3 | 4 | 10 | 6 | 11 | 7 | 11 | 6 | 7 | 8 | 7 | 4 | | | 84 |
| | 2016 | 8 | - | - | - | - | - | - | - | - | - | - | - | 8 | 100.0% | ▲ | 8 |
| General Civil - Level 1 | 2015 | 2 | - | - | 3 | - | 1 | - | 1 | 1 | - | 1 | - | 2 | | | 9 |
| General Civil - Level 2 | 2015 | 15 | 15 | 23 | 18 | 16 | 16 | 15 | 13 | 8 | 17 | 12 | 6 | 15 | | | 174 |
| | 2016 | 14 | - | - | - | - | - | - | - | - | - | - | - | 14 | -6.7% | ▼ | 14 |
| General Civil - Level 3 | 2015 | 1 | 6 | 5 | 2 | 6 | 12 | 14 | 10 | 16 | 9 | 13 | 9 | 1 | | | 103 |
| | 2016 | 6 | - | - | - | - | - | - | - | - | - | - | - | 6 | 500.0% | ▲ | 6 |
| Miscellaneous | 2015 | 160 | 130 | 177 | 139 | 120 | 145 | 163 | 113 | 124 | 142 | 143 | 251 | 160 | | | 1,807 |
| | 2016 | 199 | - | - | - | - | - | - | - | - | - | - | - | 199 | 24.4% | ▲ | 199 |
| Misdemeanor | 2015 | 86 | 67 | 39 | 38 | 58 | 83 | 42 | 67 | 55 | 64 | 100 | 32 | 86 | | | 731 |
| | 2016 | 78 | - | - | - | - | - | - | - | - | - | - | - | 78 | -9.3% | ▼ | 78 |
| Non-Capital Felonies and Related Matters | 2015 | 241 | 192 | 278 | 124 | 151 | 210 | 129 | 196 | 140 | 201 | 259 | 107 | 241 | | | 2,228 |
| | 2016 | 164 | - | - | - | - | - | - | - | - | - | - | - | 164 | -32.0% | ▼ | 164 |
| Other | 2015 | - | 2 | 3 | 1 | 1 | 2 | - | - | 4 | 1 | 1 | 1 | 0 | | | 16 |
| | 2016 | 1 | - | - | - | - | - | - | - | - | - | - | - | 1 | 0.0% | ↔ | 1 |
| Other Criminally Related Matters | 2015 | 15 | 16 | 13 | 18 | 13 | 11 | 6 | 11 | 10 | 8 | 6 | 9 | 15 | | | 136 |
| | 2016 | 3 | - | - | - | - | - | - | - | - | - | - | - | 3 | -80.0% | ▼ | 3 |
| Probates/Wills and Trusts - Level 1 | 2015 | - | - | - | - | 2 | - | - | 1 | - | 1 | - | 1 | 0 | | | 5 |
| | 2016 | 1 | - | - | - | - | - | - | - | - | - | - | - | 1 | 0.0% | ↔ | 1 |
| Probates/Wills and Trusts - Level 2 | 2015 | 2 | - | 1 | 1 | 2 | 2 | 3 | 1 | 3 | - | 1 | 3 | 2 | | | 19 |
| | 2016 | 3 | - | - | - | - | - | - | - | - | - | - | - | 3 | 50.0% | ▲ | 3 |
| Uncontested Divorce | 2015 | 25 | 17 | 25 | 29 | 14 | 20 | 19 | 15 | 16 | 18 | 18 | 14 | 25 | | | 230 |
| | 2016 | 10 | - | - | - | - | - | - | - | - | - | - | - | 10 | -60.0% | ▼ | 10 |

Court: Brunswick Circuit

Start/End Date: Jan-15 / Jan-16

2015 Average Month: 89

Jan-Jan 2015: 47

Filings Trending: ▲

Circuit/Court ID: 6 206025


Type of Case: Filings

2016 Average Month:70

Jan-Jan 2016 : 70

Overall AVG. Month: 88

Monthly Summary

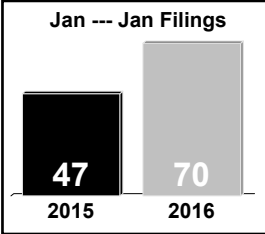


Jan 15-Jan 16

Totals

| | 2015 | 2016 |
|----------|-------|------|
| Civil | 136 | 9 |
| Criminal | 727 | 31 |
| Other | 209 | 30 |
| Total | 1,072 | 70 |

Jan --- Jan Filings



47 2015 70 2016

Jan --- Jan Filings

| | 2015 | 2016 | % Change | Trending |
|----------|------|------|----------|----------|
| Civil | 9 | 9 | - | ↔ |
| Criminal | 17 | 31 | 82.4% | ▲ |
| Other | 21 | 30 | 42.9% | ▲ |
| Total | 47 | 70 | 48.9% | ▲ |

| | <u>Jan</u> | Feb | Mar | Apr | May | Jun | Jul | Aug | Sep | Oct | Nov | Dec | Thru Jan | % Change | Trending | <u>Total</u> |
|------|------------|-----|-----|-----|-----|-----|-----|-----|-----|-----|-----|-----|----------|----------|----------|--------------|
| 2015 | 47 | 62 | 57 | 88 | 124 | 113 | 29 | 124 | 73 | 186 | 57 | 112 | 47 | | | 1,072 |
| 2016 | 70 | - | - | - | - | - | - | - | - | - | - | - | 70 | 48.9% | ▲ | 70 |

| | | <u>Jan</u> | Feb | Mar | Apr | May | Jun | Jul | Aug | Sep | Oct | Nov | Dec | Thru Jan | % Change | Trending | <u>Total</u> |
|--|------|------------|-----|-----|-----|-----|-----|-----|-----|-----|-----|-----|-----|----------|----------|----------|--------------|
| Contested Divorce | 2015 | - | - | 1 | - | 1 | - | 2 | 2 | 1 | 2 | - | 1 | 0 | | | 10 |
| Domestic and Family - Level 1 | 2015 | - | - | - | 3 | - | 2 | - | - | - | 4 | 1 | - | 0 | 0.0% | ↔ | 10 |
| Domestic and Family - Level 2 | 2015 | - | - | - | - | 1 | - | - | - | - | - | - | - | 0 | 0.0% | ↔ | 1 |
| General Civil - Level 2 | 2015 | 1 | - | 1 | 1 | 1 | 4 | 1 | 1 | 2 | 2 | 1 | - | 1 | 0.0% | ↔ | 15 |
| | 2016 | 1 | - | - | - | - | - | - | - | - | - | - | - | 1 | 0.0% | ↔ | 1 |
| General Civil - Level 3 | 2015 | 1 | - | 2 | 1 | 1 | 2 | - | 1 | 1 | 1 | - | 1 | 1 | | | 11 |
| | 2016 | 2 | - | - | - | - | - | - | - | - | - | - | - | 2 | 100.0% | ▲ | 2 |
| Miscellaneous | 2015 | 25 | 14 | 17 | 17 | 22 | 20 | 12 | 18 | 30 | 21 | 31 | 39 | 25 | | | 266 |
| | 2016 | 34 | - | - | - | - | - | - | - | - | - | - | - | 34 | 36.0% | ▲ | 34 |
| Misdemeanor | 2015 | 5 | 21 | 9 | 18 | 34 | 22 | - | 41 | 15 | 89 | 14 | 28 | 5 | | | 296 |
| | 2016 | 16 | - | - | - | - | - | - | - | - | - | - | - | 16 | 220.0% | ▲ | 16 |
| Non-Capital Felonies and Related Matters | 2015 | 12 | 23 | 24 | 33 | 62 | 51 | 11 | 54 | 12 | 60 | 10 | 31 | 12 | | | 383 |
| | 2016 | 13 | - | - | - | - | - | - | - | - | - | - | - | 13 | 8.3% | ▲ | 13 |
| Other Criminally Related Matters | 2015 | 1 | 4 | - | 14 | - | 6 | - | 4 | 4 | 6 | - | 10 | 1 | | | 49 |
| | 2016 | 2 | - | - | - | - | - | - | - | - | - | - | - | 2 | 100.0% | ▲ | 2 |
| Probates/Wills and Trusts - Le | 2015 | - | - | - | - | - | 1 | 1 | - | 1 | - | - | - | 0 | | | 3 |
| Protective Orders | 2015 | 1 | - | - | - | - | 1 | - | - | 3 | - | - | - | 1 | 0.0% | ↔ | 5 |
| Uncontested Divorce | 2015 | 1 | - | 3 | 1 | 2 | 4 | 2 | 3 | 4 | 1 | - | 2 | 1 | | | 23 |
| | 2016 | 2 | - | - | - | - | - | - | - | - | - | - | - | 2 | 100.0% | ▲ | 2 |

Court: Greenville Circuit

Start/End Date: Jan-15 / Jan-16

2015 Average Month: 68

Jan-Jan 2015: 33

Filings Trending: ▲

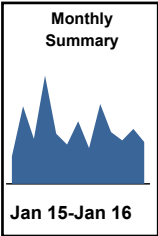
Circuit/Court ID: 6 206081

Type of Case: Filings

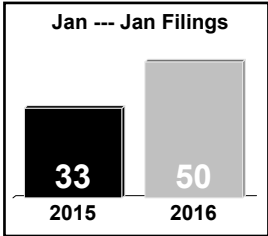
2016 Average Month:50

Jan-Jan 2016 : 50

Overall AVG. Month: 66



| | Totals | |
|----------|--------|------|
| | 2015 | 2016 |
| Civil | 239 | 21 |
| Criminal | 572 | 29 |
| Total | 811 | 50 |



| | Jan --- Jan Filings | | | |
|----------|---------------------|------|----------|----------|
| | 2015 | 2016 | % Change | Trending |
| Civil | 19 | 21 | 10.5% | ▲ |
| Criminal | 14 | 29 | 107.1% | ▲ |
| Total | 33 | 50 | 51.5% | ▲ |

| | Jan | Feb | Mar | Apr | May | Jun | Jul | Aug | Sep | Oct | Nov | Dec | Thru Jan | % Change | Trending | Total |
|------|-----|-----|-----|-----|-----|-----|-----|-----|-----|-----|-----|-----|----------|----------|----------|-------|
| 2015 | 33 | 93 | 54 | 130 | 60 | 47 | 75 | 43 | 96 | 62 | 52 | 66 | 33 | | | 811 |
| 2016 | 50 | - | - | - | - | - | - | - | - | - | - | - | 50 | 51.5% | ▲ | 50 |

| | | Jan | Feb | Mar | Apr | May | Jun | Jul | Aug | Sep | Oct | Nov | Dec | Thru Jan | % Change | Trending | Total |
|--|------|-----|-----|-----|-----|-----|-----|-----|-----|-----|-----|-----|-----|----------|----------|----------|-------|
| Contested Divorce | 2015 | - | 1 | 2 | - | - | 1 | 1 | 3 | 2 | 1 | - | - | 0 | | | 11 |
| | 2016 | 2 | - | - | - | - | - | - | - | - | - | - | - | 2 | 0.0% | ↔ | 2 |
| Domestic and Family - Level 1 | 2015 | - | - | 3 | 4 | - | 2 | - | 1 | 1 | 8 | - | - | 0 | | | 19 |
| | 2016 | 3 | - | - | - | - | - | - | - | - | - | - | - | 3 | 0.0% | ↔ | 3 |
| Domestic and Family - Level 2 | 2015 | 1 | - | - | - | - | - | - | 1 | - | - | 1 | - | 1 | | | 3 |
| General Civil - Level 1 | 2015 | - | - | 1 | 2 | - | - | - | - | 1 | - | - | 1 | 0 | | | 5 |
| | 2016 | 3 | - | - | - | - | - | - | - | - | - | - | - | 3 | -66.7% | ▼ | 3 |
| General Civil - Level 2 | 2015 | 9 | 9 | 4 | 2 | 5 | 4 | 11 | 2 | 5 | 1 | 5 | 8 | 9 | 0.0% | ↔ | 65 |
| | 2016 | 3 | - | - | - | - | - | - | - | - | - | - | - | 3 | -66.7% | ▼ | 3 |
| General Civil - Level 3 | 2015 | 2 | 2 | - | 1 | 5 | 2 | - | 1 | 9 | - | 4 | 2 | 2 | | | 28 |
| | 2016 | 3 | - | - | - | - | - | - | - | - | - | - | - | 3 | 50.0% | ▲ | 3 |
| Miscellaneous | 2015 | 5 | 5 | 4 | 11 | 5 | 6 | 7 | 4 | 5 | 2 | 5 | 5 | 5 | | | 64 |
| | 2016 | 7 | - | - | - | - | - | - | - | - | - | - | - | 7 | 40.0% | ▲ | 7 |
| Misdemeanor | 2015 | 2 | 5 | 7 | 21 | 6 | 6 | 13 | 4 | 31 | 6 | 6 | 11 | 2 | | | 118 |
| | 2016 | 6 | - | - | - | - | - | - | - | - | - | - | - | 6 | 200.0% | ▲ | 6 |
| Non-Capital Felonies and Related Matters | 2015 | 12 | 54 | 22 | 81 | 30 | 19 | 38 | 21 | 33 | 40 | 23 | 38 | 12 | | | 411 |
| | 2016 | 23 | - | - | - | - | - | - | - | - | - | - | - | 23 | 91.7% | ▲ | 23 |
| Other | 2015 | - | - | - | - | - | - | - | 1 | - | - | - | - | 0 | | | 1 |
| Other Criminally Related Matte | 2015 | 1 | 10 | 5 | 4 | 2 | 3 | 3 | 2 | 8 | 2 | 5 | 1 | 1 | 0.0% | ↔ | 46 |
| Probates/Wills and Trusts - Le | 2015 | - | - | - | 1 | - | - | - | - | - | - | - | - | 0 | | | 1 |
| Probates/Wills and Trusts - Le | 2015 | - | - | - | - | - | 1 | - | - | - | - | 1 | - | 0 | 0.0% | ↔ | 2 |
| Uncontested Divorce | 2015 | 1 | 7 | 6 | 3 | 7 | 3 | 2 | 3 | 1 | 2 | 2 | - | 1 | 0.0% | ↔ | 37 |
| | 2016 | 3 | - | - | - | - | - | - | - | - | - | - | - | 3 | 200.0% | ▲ | 3 |

Court: Prince George Circuit

Start/End Date: Jan-15 / Jan-16

2015 Average Month: 146

Jan-Jan 2015: 160

Filings Trending: ▲

Circuit/Court ID: 6 206149


Type of Case: Filings

2016 Average Month:180

Jan-Jan 2016 : 180

Overall AVG. Month: 148

Monthly Summary

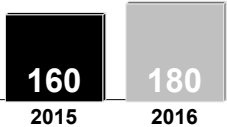


Jan 15-Jan 16

Totals

| | 2015 | 2016 |
|----------|-------|------|
| Civil | 397 | 30 |
| Criminal | 585 | 71 |
| Other | 766 | 79 |
| Total | 1,748 | 180 |

Jan --- Jan Filings



160 2015 180 2016

Jan --- Jan Filings

| | 2015 | 2016 | % Change | Trending |
|----------|------|------|----------|----------|
| Civil | 40 | 30 | -25.0% | ▼ |
| Criminal | 60 | 71 | 18.3% | ▲ |
| Other | 60 | 79 | 31.7% | ▲ |
| Total | 160 | 180 | 12.5% | ▲ |

| | Jan | Feb | Mar | Apr | May | Jun | Jul | Aug | Sep | Oct | Nov | Dec | Thru Jan | % Change | Trending | Total |
|------|-----|-----|-----|-----|-----|-----|-----|-----|-----|-----|-----|-----|----------|----------|----------|-------|
| 2015 | 160 | 129 | 194 | 140 | 116 | 110 | 167 | 113 | 125 | 127 | 142 | 225 | 160 | | | 1,748 |
| 2016 | 180 | - | - | - | - | - | - | - | - | - | - | - | 180 | 12.5% | ▲ | 180 |

| | | Jan | Feb | Mar | Apr | May | Jun | Jul | Aug | Sep | Oct | Nov | Dec | Thru Jan | % Change | Trending | Total |
|--|------|-----|-----|-----|-----|-----|-----|-----|-----|-----|-----|-----|-----|----------|----------|----------|-------|
| Contested Divorce | 2015 | 9 | 2 | 3 | 2 | 4 | 3 | 1 | 3 | 3 | 5 | 1 | 6 | 9 | | | 42 |
| | 2016 | 3 | - | - | - | - | - | - | - | - | - | - | - | 3 | -66.7% | ▼ | 3 |
| Domestic and Family - Level 1 | 2015 | - | 2 | 1 | 5 | 1 | 5 | - | 5 | 4 | 6 | - | 1 | 0 | | | 30 |
| | 2016 | 6 | - | - | - | - | - | - | - | - | - | - | - | 6 | 0.0% | ↔ | 6 |
| Domestic and Family - Level 2 | 2015 | - | - | 2 | 1 | 1 | - | - | - | - | 1 | 1 | - | 0 | | | 6 |
| | 2016 | 3 | - | - | - | - | - | - | - | - | - | - | - | 3 | 0.0% | ↔ | 3 |
| General Civil - Level 1 | 2015 | 1 | - | - | 1 | 1 | - | - | 1 | - | - | - | - | 1 | | | 4 |
| General Civil - Level 2 | 2015 | 2 | 2 | 2 | 9 | 7 | 7 | 3 | 2 | 3 | 6 | 3 | 4 | 2 | | | 50 |
| | 2016 | 2 | - | - | - | - | - | - | - | - | - | - | - | 2 | 0.0% | ↔ | 2 |
| General Civil - Level 3 | 2015 | 1 | 2 | 1 | 1 | 5 | 2 | 1 | - | 3 | - | - | 2 | 1 | | | 18 |
| Miscellaneous | 2015 | 76 | 68 | 88 | 68 | 47 | 65 | 74 | 71 | 53 | 56 | 75 | 131 | 76 | | | 872 |
| | 2016 | 87 | - | - | - | - | - | - | - | - | - | - | - | 87 | 14.5% | ▲ | 87 |
| Misdemeanor | 2015 | 20 | 1 | 32 | 8 | 10 | 6 | 21 | 8 | 8 | 9 | 10 | 11 | 20 | | | 144 |
| | 2016 | 9 | - | - | - | - | - | - | - | - | - | - | - | 9 | -55.0% | ▼ | 9 |
| Non-Capital Felonies and Related Matters | 2015 | 40 | 44 | 43 | 33 | 27 | 7 | 49 | 10 | 42 | 30 | 37 | 56 | 40 | | | 418 |
| | 2016 | 62 | - | - | - | - | - | - | - | - | - | - | - | 62 | 55.0% | ▲ | 62 |
| Other | 2015 | - | - | - | 1 | 1 | - | - | - | - | - | 3 | - | 0 | | | 5 |
| | 2016 | 1 | - | - | - | - | - | - | - | - | - | - | - | 1 | 0.0% | ↔ | 1 |
| Other Criminally Related Matte | 2015 | - | 1 | 3 | - | 3 | 1 | 3 | 2 | 1 | 5 | 3 | 6 | 0 | | | 28 |
| Probates/Wills and Trusts - Le | 2015 | - | 1 | - | 2 | - | 3 | - | 1 | 1 | - | - | 1 | 0 | 0.0% | ↔ | 9 |
| Uncontested Divorce | 2015 | 11 | 6 | 19 | 9 | 9 | 11 | 15 | 10 | 7 | 9 | 9 | 7 | 11 | 0.0% | ↔ | 122 |
| | 2016 | 7 | - | - | - | - | - | - | - | - | - | - | - | 7 | -36.4% | ▼ | 7 |

Court: Surry Circuit

Start/End Date: Jan-15 / Jan-16

2015 Average Month: 23

Jan-Jan 2015: 30

Filings Trending: ▼

Circuit/Court ID: 6 206181


Type of Case: Filings

2016 Average Month:21

Jan-Jan 2016 : 21

Overall AVG. Month: 22

Monthly Summary



Jan 15-Jan 16

Totals

| | 2015 | 2016 |
|----------|------|------|
| Civil | 80 | 6 |
| Criminal | 43 | 3 |
| Other | 148 | 12 |
| Total | 271 | 21 |

Jan --- Jan Filings

30

21

2015

2016

Jan --- Jan Filings

| | 2015 | 2016 | % Change | Trending |
|----------|------|------|----------|----------|
| Civil | 10 | 6 | -40.0% | ▼ |
| Criminal | 4 | 3 | -25.0% | ▼ |
| Other | 16 | 12 | -25.0% | ▼ |
| Total | 30 | 21 | -30.0% | ▼ |

| | <u>Jan</u> | Feb | Mar | Apr | May | Jun | Jul | Aug | Sep | Oct | Nov | Dec | Thru Jan | % Change | Trending | <u>Total</u> |
|------|------------|-----|-----|-----|-----|-----|-----|-----|-----|-----|-----|-----|----------|----------|----------|--------------|
| 2015 | 30 | 15 | 41 | 19 | 18 | 16 | 19 | 19 | 17 | 13 | 26 | 38 | 30 | | | 271 |
| 2016 | 21 | - | - | - | - | - | - | - | - | - | - | - | 21 | -30.0% | ▼ | 21 |

| | | <u>Jan</u> | Feb | Mar | Apr | May | Jun | Jul | Aug | Sep | Oct | Nov | Dec | Thru Jan | % Change | Trending | <u>Total</u> |
|--|------|------------|-----|-----|-----|-----|-----|-----|-----|-----|-----|-----|-----|----------|----------|----------|--------------|
| Contested Divorce | 2015 | - | - | 1 | - | 1 | - | - | 1 | - | - | 1 | - | 0 | | | 4 |
| | 2016 | 1 | - | - | - | - | - | - | - | - | - | - | - | 1 | 0.0% | ↔ | 1 |
| Domestic and Family - Level 2 | 2015 | - | - | - | 1 | - | - | - | - | - | - | - | - | 0 | | | 1 |
| General Civil - Level 1 | 2015 | 1 | - | - | - | - | - | - | - | - | - | - | - | 1 | 0.0% | ↔ | 1 |
| General Civil - Level 2 | 2015 | 1 | 2 | - | 2 | 2 | 3 | - | - | 1 | 2 | - | 1 | 1 | | | 14 |
| General Civil - Level 3 | 2015 | 4 | 1 | 8 | 1 | 1 | - | 1 | 2 | - | 1 | - | - | 4 | | | 19 |
| Miscellaneous | 2015 | 17 | 12 | 26 | 8 | 8 | 10 | 16 | 13 | 9 | 7 | 21 | 23 | 17 | | | 170 |
| | 2016 | 14 | - | - | - | - | - | - | - | - | - | - | - | 14 | -17.6% | ▼ | 14 |
| Misdemeanor | 2015 | 1 | - | - | 2 | 2 | 1 | - | - | 2 | 3 | 1 | 3 | 1 | | | 15 |
| Non-Capital Felonies and Related Matters | 2015 | 2 | - | 3 | 4 | 1 | - | - | 1 | 2 | - | 1 | 8 | 2 | | | 22 |
| | 2016 | 2 | - | - | - | - | - | - | - | - | - | - | - | 2 | 0.0% | ↔ | 2 |
| Other | 2015 | 2 | - | - | - | - | - | - | - | - | - | - | - | 2 | | | 2 |
| Other Criminally Related Matters | 2015 | 1 | - | - | 1 | 1 | - | - | - | - | - | - | 3 | 1 | | | 6 |
| | 2016 | 1 | - | - | - | - | - | - | - | - | - | - | - | 1 | 0.0% | ↔ | 1 |
| Probates/Wills and Trusts - Le | 2015 | - | - | - | - | 1 | 1 | - | - | - | - | - | - | 0 | | | 2 |
| Uncontested Divorce | 2015 | 1 | - | 3 | - | 1 | 1 | 2 | 2 | 3 | - | 2 | - | 1 | 0.0% | ↔ | 15 |
| | 2016 | 3 | - | - | - | - | - | - | - | - | - | - | - | 3 | 200.0% | ▲ | 3 |

Court: Sussex Circuit

Start/End Date: Jan-15 / Jan-16

2015 Average Month: 49

Jan-Jan 2015: 52

Filings Trending: ▼

Circuit/Court ID: 6 206183


Type of Case: Filings

2016 Average Month:38

Jan-Jan 2016 : 38

Overall AVG. Month: 48

Monthly Summary

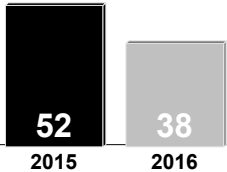


Jan 15-Jan 16

Totals

| | 2015 | 2016 |
|----------|------|------|
| Civil | 129 | 0 |
| Criminal | 315 | 19 |
| Other | 146 | 19 |
| Total | 590 | 38 |

Jan --- Jan Filings



52 38

2015 2016

Jan --- Jan Filings

| | 2015 | 2016 | % Change | Trending |
|----------|------|------|----------|----------|
| Civil | 4 | - | -100.0% | ▼ |
| Criminal | 35 | 19 | -45.7% | ▼ |
| Other | 13 | 19 | 46.2% | ▲ |
| Total | 52 | 38 | -26.9% | ▼ |

| | <u>Jan</u> | Feb | Mar | Apr | May | Jun | Jul | Aug | Sep | Oct | Nov | Dec | Thru Jan | % Change | Trending | <u>Total</u> |
|------|------------|-----|-----|-----|-----|-----|-----|-----|-----|-----|-----|-----|----------|----------|----------|--------------|
| 2015 | 52 | 38 | 69 | 54 | 36 | 43 | 37 | 44 | 52 | 50 | 66 | 49 | 52 | | | 590 |
| 2016 | 38 | - | - | - | - | - | - | - | - | - | - | - | 38 | -26.9% | ▼ | 38 |

| | | <u>Jan</u> | Feb | Mar | Apr | May | Jun | Jul | Aug | Sep | Oct | Nov | Dec | Thru Jan | % Change | Trending | <u>Total</u> |
|--------------------------------|------|------------|-----|-----|-----|-----|-----|-----|-----|-----|-----|-----|-----|----------|----------|----------|--------------|
| Administrative Law | 2015 | - | - | 1 | - | - | 1 | - | - | - | - | - | - | 0 | | | 2 |
| Contested Divorce | 2015 | 2 | 3 | 2 | 1 | - | - | 1 | 1 | 3 | 1 | - | 1 | 2 | 0.0% | ↔ | 15 |
| Domestic and Family - Level 2 | 2015 | - | - | - | 1 | - | - | - | - | - | - | - | - | 0 | | | 1 |
| General Civil - Level 2 | 2015 | - | 6 | 1 | - | - | 5 | 3 | 5 | - | 4 | 2 | 1 | 0 | 0.0% | ↔ | 27 |
| General Civil - Level 3 | 2015 | - | - | 2 | 4 | 1 | - | 1 | 1 | 10 | 1 | 1 | - | 0 | 0.0% | ↔ | 21 |
| Miscellaneous | 2015 | 14 | 13 | 15 | 17 | 19 | 12 | 10 | 9 | 19 | 16 | 18 | 20 | 14 | 0.0% | ↔ | 182 |
| | 2016 | 19 | - | - | - | - | - | - | - | - | - | - | - | 19 | 35.7% | ▲ | 19 |
| Misdemeanor | 2015 | 7 | 3 | 7 | 9 | 5 | 10 | 6 | 7 | 5 | 6 | 9 | 9 | 7 | | | 83 |
| | 2016 | 4 | - | - | - | - | - | - | - | - | - | - | - | 4 | -42.9% | ▼ | 4 |
| Non-Capital Felonies and | 2015 | 20 | 2 | 35 | 12 | 8 | 10 | 13 | 12 | 12 | 15 | 34 | 11 | 20 | | | 184 |
| Related Matters | 2016 | 14 | - | - | - | - | - | - | - | - | - | - | - | 14 | -30.0% | ▼ | 14 |
| Other | 2015 | - | - | 1 | - | - | - | - | - | - | - | - | - | 0 | | | 1 |
| Other Criminally Related | 2015 | 8 | 7 | 2 | 8 | 2 | 3 | 2 | 5 | 2 | 5 | 2 | 4 | 8 | 0.0% | ↔ | 50 |
| Matters | 2016 | 1 | - | - | - | - | - | - | - | - | - | - | - | 1 | -87.5% | ▼ | 1 |
| Probates/Wills and Trusts - Le | 2015 | - | - | - | - | - | - | 1 | 1 | - | - | - | 3 | 0 | | | 5 |
| Uncontested Divorce | 2015 | 1 | 4 | 3 | 2 | 1 | 2 | - | 3 | 1 | 2 | - | - | 1 | 0.0% | ↔ | 19 |

Court: Hopewell Circuit

Start/End Date: Jan-15 / Jan-16

2015 Average Month: 113

Jan-Jan 2015: 99

Filings Trending: ▲

Circuit/Court ID: 6 206670


Type of Case: Filings

2016 Average Month:128

Jan-Jan 2016 : 128

Overall AVG. Month: 114

Monthly Summary

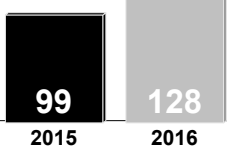


Jan 15-Jan 16

Totals

| | 2015 | 2016 |
|----------|-------|------|
| Civil | 322 | 26 |
| Criminal | 764 | 78 |
| Other | 264 | 24 |
| Total | 1,350 | 128 |

Jan --- Jan Filings



2015 2016

Jan --- Jan Filings

| | 2015 | 2016 | % Change | Trending |
|----------|------|------|----------|----------|
| Civil | 20 | 26 | 30.0% | ▲ |
| Criminal | 58 | 78 | 34.5% | ▲ |
| Other | 21 | 24 | 14.3% | ▲ |
| Total | 99 | 128 | 29.3% | ▲ |

| | Jan | Feb | Mar | Apr | May | Jun | Jul | Aug | Sep | Oct | Nov | Dec | Thru Jan | % Change | Trending | Total |
|------|-----|-----|-----|-----|-----|-----|-----|-----|-----|-----|-----|-----|----------|----------|----------|-------|
| 2015 | 99 | 135 | 141 | 108 | 47 | 91 | 63 | 121 | 141 | 154 | 122 | 128 | 99 | | | 1,350 |
| 2016 | 128 | - | - | - | - | - | - | - | - | - | - | - | 128 | 29.3% | ▲ | 128 |

| | | Jan | Feb | Mar | Apr | May | Jun | Jul | Aug | Sep | Oct | Nov | Dec | Thru Jan | % Change | Trending | Total |
|--|------|-----|-----|-----|-----|-----|-----|-----|-----|-----|-----|-----|-----|----------|----------|----------|-------|
| Contested Divorce | 2015 | 3 | 4 | 2 | 4 | 2 | 3 | - | 2 | - | 2 | 2 | - | 3 | | | 24 |
| | 2016 | 1 | - | - | - | - | - | - | - | - | - | - | - | 1 | -66.7% | ▼ | 1 |
| Domestic and Family - Level 1 | 2015 | 1 | 5 | 10 | - | 1 | 2 | 2 | 14 | 9 | 7 | 6 | 4 | 1 | | | 61 |
| | 2016 | 4 | - | - | - | - | - | - | - | - | - | - | - | 4 | 300.0% | ▲ | 4 |
| Domestic and Family - Level 2 | 2015 | - | - | 1 | 2 | - | - | - | 1 | - | 1 | 2 | - | 0 | | | 7 |
| General Civil - Level 1 | 2015 | - | - | - | - | - | 1 | - | - | - | - | - | 1 | 0 | 0.0% | ↔ | 2 |
| General Civil - Level 2 | 2015 | 3 | 2 | 9 | 3 | 3 | - | 2 | 3 | 1 | 5 | 2 | 1 | 3 | 0.0% | ↔ | 34 |
| | 2016 | 3 | - | - | - | - | - | - | - | - | - | - | - | 3 | 0.0% | ↔ | 3 |
| General Civil - Level 3 | 2015 | 2 | 5 | - | 1 | 3 | 2 | 1 | - | 4 | 2 | 3 | - | 2 | | | 23 |
| | 2016 | 3 | - | - | - | - | - | - | - | - | - | - | - | 3 | 50.0% | ▲ | 3 |
| Miscellaneous | 2015 | 28 | 34 | 48 | 21 | 13 | 21 | 27 | 45 | 23 | 32 | 33 | 45 | 28 | | | 370 |
| | 2016 | 33 | - | - | - | - | - | - | - | - | - | - | - | 33 | 17.9% | ▲ | 33 |
| Misdemeanor | 2015 | 9 | 38 | 14 | 10 | 6 | 14 | 6 | 14 | 14 | 24 | 23 | 19 | 9 | | | 191 |
| | 2016 | 18 | - | - | - | - | - | - | - | - | - | - | - | 18 | 100.0% | ▲ | 18 |
| Non-Capital Felonies and Related Matters | 2015 | 49 | 41 | 46 | 56 | 9 | 36 | 22 | 37 | 84 | 78 | 41 | 55 | 49 | | | 554 |
| | 2016 | 60 | - | - | - | - | - | - | - | - | - | - | - | 60 | 22.4% | ▲ | 60 |
| Other Criminally Related Matte | 2015 | - | 1 | 3 | 4 | 3 | 1 | 1 | - | 1 | 1 | 2 | 2 | 0 | | | 19 |
| Probates/Wills and Trusts - Le | 2015 | - | - | - | - | - | 1 | - | - | - | - | - | - | 0 | 0.0% | ↔ | 1 |
| | 2016 | 3 | - | 1 | 2 | 1 | 2 | 1 | 1 | 1 | - | 2 | - | 3 | 0.0% | ↔ | 14 |
| Probates/Wills and Trusts - Level 2 | 2015 | 3 | - | 1 | 2 | 1 | 2 | 1 | 1 | 1 | - | 2 | - | 3 | 0.0% | ↔ | 14 |
| | 2016 | 4 | - | - | - | - | - | - | - | - | - | - | - | 4 | 33.3% | ▲ | 4 |
| Uncontested Divorce | 2015 | 1 | 5 | 7 | 5 | 6 | 8 | 1 | 4 | 4 | 2 | 6 | 1 | 1 | | | 50 |
| | 2016 | 2 | - | - | - | - | - | - | - | - | - | - | - | 2 | 100.0% | ▲ | 2 |

Court: Newport News Circuit

Start/End Date: Jan-15 / Jan-16

2015 Average Month: 788

Jan-Jan 2015: 911

Filings Trending: ▼

Circuit/Court ID: 7 207700


Type of Case: Filings

2016 Average Month:749

Jan-Jan 2016 : 749

Overall AVG. Month: 785

Monthly Summary




Jan 15-Jan 16

Totals

| | 2015 | 2016 |
|----------|-------|------|
| Civil | 2,420 | 140 |
| Criminal | 4,470 | 331 |
| Other | 2,571 | 278 |
| Total | 9,461 | 749 |

Jan --- Jan Filings



911 2015 749 2016

Jan --- Jan Filings

| | 2015 | 2016 | % Change | Trending |
|----------|------|------|----------|----------|
| Civil | 188 | 140 | -25.5% | ▼ |
| Criminal | 524 | 331 | -36.8% | ▼ |
| Other | 199 | 278 | 39.7% | ▲ |
| Total | 911 | 749 | -17.8% | ▼ |

| | Jan | Feb | Mar | Apr | May | Jun | Jul | Aug | Sep | Oct | Nov | Dec | Thru Jan | % Change | Trending | Total |
|------|-----|-----|-----|-----|-----|-----|-----|-----|-----|-----|-----|-----|----------|----------|----------|-------|
| 2015 | 911 | 774 | 916 | 888 | 684 | 761 | 765 | 602 | 757 | 817 | 689 | 897 | 911 | | | 9,461 |
| 2016 | 749 | - | - | - | - | - | - | - | - | - | - | - | 749 | -17.8% | ▼ | 749 |

| | | Jan | Feb | Mar | Apr | May | Jun | Jul | Aug | Sep | Oct | Nov | Dec | Thru Jan | % Change | Trending | Total |
|--|------|-----|-----|-----|-----|-----|-----|-----|-----|-----|-----|-----|-----|----------|----------|----------|-------|
| Administrative Law | 2015 | 1 | - | 1 | - | 1 | - | - | 2 | 1 | - | - | - | 1 | | | 6 |
| Contested Divorce | 2015 | 15 | 17 | 26 | 27 | 13 | 11 | 17 | 15 | 17 | 22 | 15 | 10 | 15 | | | 205 |
| | 2016 | 23 | - | - | - | - | - | - | - | - | - | - | - | 23 | 53.3% | ▲ | 23 |
| Domestic and Family - Level 1 | 2015 | 20 | 15 | 13 | 13 | 19 | 23 | 21 | 16 | 13 | 24 | 18 | 26 | 20 | | | 221 |
| | 2016 | 4 | - | - | - | - | - | - | - | - | - | - | - | 4 | -80.0% | ▼ | 4 |
| Domestic and Family - Level 2 | 2015 | 4 | 6 | - | 9 | 5 | 4 | 7 | 13 | 3 | 8 | 4 | 3 | 4 | | | 66 |
| | 2016 | 5 | - | - | - | - | - | - | - | - | - | - | - | 5 | 25.0% | ▲ | 5 |
| General Civil - Level 1 | 2015 | 9 | 4 | 65 | 12 | 2 | 61 | 19 | 5 | 35 | 6 | 20 | 8 | 9 | | | 246 |
| | 2016 | 8 | - | - | - | - | - | - | - | - | - | - | - | 8 | -11.1% | ▼ | 8 |
| General Civil - Level 2 | 2015 | 31 | 19 | 27 | 37 | 32 | 20 | 36 | 45 | 36 | 34 | 28 | 26 | 31 | | | 371 |
| | 2016 | 31 | - | - | - | - | - | - | - | - | - | - | - | 31 | 0.0% | ↔ | 31 |
| General Civil - Level 3 | 2015 | 16 | 10 | 15 | 9 | 12 | 12 | 17 | 12 | 14 | 14 | 26 | 17 | 16 | | | 174 |
| | 2016 | 9 | - | - | - | - | - | - | - | - | - | - | - | 9 | -43.8% | ▼ | 9 |
| Miscellaneous | 2015 | 200 | 204 | 291 | 248 | 168 | 209 | 204 | 212 | 183 | 206 | 201 | 315 | 200 | | | 2,641 |
| | 2016 | 287 | - | - | - | - | - | - | - | - | - | - | - | 287 | 43.5% | ▲ | 287 |
| Misdemeanor | 2015 | 109 | 116 | 112 | 110 | 74 | 78 | 63 | 37 | 70 | 59 | 68 | 64 | 109 | | | 960 |
| | 2016 | 103 | - | - | - | - | - | - | - | - | - | - | - | 103 | -5.5% | ▼ | 103 |
| Non-Capital Felonies and Related Matters | 2015 | 325 | 205 | 188 | 226 | 210 | 158 | 235 | 100 | 236 | 288 | 162 | 315 | 325 | | | 2,648 |
| | 2016 | 183 | - | - | - | - | - | - | - | - | - | - | - | 183 | -43.7% | ▼ | 183 |
| Other | 2015 | 39 | 40 | 47 | 28 | 31 | 43 | 50 | 52 | 47 | 43 | 39 | 26 | 39 | | | 485 |
| | 2016 | 21 | - | - | - | - | - | - | - | - | - | - | - | 21 | -46.2% | ▼ | 21 |
| Other Criminally Related Matters | 2015 | 90 | 80 | 82 | 111 | 65 | 83 | 49 | 44 | 72 | 75 | 61 | 50 | 90 | | | 862 |
| | 2016 | 45 | - | - | - | - | - | - | - | - | - | - | - | 45 | -50.0% | ▼ | 45 |
| Probates/Wills and Trusts - Le | 2015 | - | 3 | - | 2 | - | 1 | - | - | 1 | - | - | - | 0 | | | 7 |
| Probates/Wills and Trusts - Le | 2015 | - | - | - | - | - | - | - | 1 | - | 1 | 1 | - | 0 | 0.0% | ↔ | 3 |
| Protective Orders | 2015 | 5 | 5 | 3 | 4 | 1 | 2 | 2 | 6 | 5 | 3 | 1 | 1 | 5 | 0.0% | ↔ | 38 |
| | 2016 | 2 | - | - | - | - | - | - | - | - | - | - | - | 2 | -60.0% | ▼ | 2 |
| Uncontested Divorce | 2015 | 47 | 50 | 46 | 52 | 51 | 56 | 45 | 42 | 24 | 34 | 45 | 36 | 47 | | | 528 |
| | 2016 | 28 | - | - | - | - | - | - | - | - | - | - | - | 28 | -40.4% | ▼ | 28 |

Court: Hampton Circuit

Start/End Date: Jan-15 / Jan-16

2015 Average Month: 636

Jan-Jan 2015: 607

Filings Trending: ▲

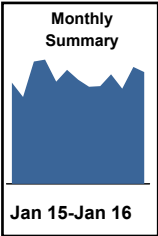
Circuit/Court ID: 8 208650

Type of Case: Filings

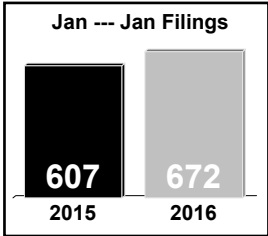
2016 Average Month:672

Jan-Jan 2016 : 672

Overall AVG. Month: 639



| Totals | | |
|----------|-------|------|
| | 2015 | 2016 |
| Civil | 2,270 | 156 |
| Criminal | 3,019 | 275 |
| Other | 2,343 | 241 |
| Total | 7,632 | 672 |



| Jan --- Jan Filings | | | | |
|---------------------|------|------|----------|----------|
| | 2015 | 2016 | % Change | Trending |
| Civil | 141 | 156 | 10.6% | ▲ |
| Criminal | 272 | 275 | 1.1% | ▲ |
| Other | 194 | 241 | 24.2% | ▲ |
| Total | 607 | 672 | 10.7% | ▲ |

| | Jan | Feb | Mar | Apr | May | Jun | Jul | Aug | Sep | Oct | Nov | Dec | Thru Jan | % Change | Trending | Total |
|------|-----|-----|-----|-----|-----|-----|-----|-----|-----|-----|-----|-----|----------|----------|----------|-------|
| 2015 | 607 | 522 | 734 | 746 | 614 | 685 | 625 | 583 | 587 | 657 | 571 | 701 | 607 | | | 7,632 |
| 2016 | 672 | - | - | - | - | - | - | - | - | - | - | - | 672 | 10.7% | ▲ | 672 |

| | | Jan | Feb | Mar | Apr | May | Jun | Jul | Aug | Sep | Oct | Nov | Dec | Thru Jan | % Change | Trending | Total |
|--|------|-----|-----|-----|-----|-----|-----|-----|-----|-----|-----|-----|-----|----------|----------|----------|-------|
| Administrative Law | 2015 | - | 1 | - | - | - | - | - | - | 2 | - | 1 | 1 | 0 | | | 5 |
| Contested Divorce | 2015 | 13 | 9 | 17 | 22 | 11 | 18 | 18 | 15 | 15 | 21 | 20 | 14 | 13 | 0.0% | ↔ | 193 |
| | 2016 | 9 | - | - | - | - | - | - | - | - | - | - | - | 9 | -30.8% | ▼ | 9 |
| Domestic and Family - Level 1 | 2015 | 11 | 15 | 11 | 5 | 24 | 19 | 21 | 12 | 19 | 17 | 10 | 24 | 11 | | | 188 |
| | 2016 | 12 | - | - | - | - | - | - | - | - | - | - | - | 12 | 9.1% | ▲ | 12 |
| Domestic and Family - Level 2 | 2015 | 7 | 45 | 51 | 115 | 1 | 84 | 5 | 47 | 4 | 50 | 36 | 21 | 7 | | | 466 |
| | 2016 | 29 | - | - | - | - | - | - | - | - | - | - | - | 29 | 314.3% | ▲ | 29 |
| General Civil - Level 1 | 2015 | 2 | 2 | 3 | 2 | - | 1 | - | - | 3 | 3 | - | 4 | 2 | | | 20 |
| General Civil - Level 2 | 2015 | 20 | 19 | 26 | 29 | 24 | 24 | 25 | 19 | 30 | 20 | 20 | 19 | 20 | | | 275 |
| | 2016 | 24 | - | - | - | - | - | - | - | - | - | - | - | 24 | 20.0% | ▲ | 24 |
| General Civil - Level 3 | 2015 | 9 | 7 | 12 | 10 | 10 | 17 | 9 | 10 | 14 | 10 | 11 | 7 | 9 | | | 126 |
| | 2016 | 10 | - | - | - | - | - | - | - | - | - | - | - | 10 | 11.1% | ▲ | 10 |
| Miscellaneous | 2015 | 198 | 149 | 266 | 173 | 180 | 156 | 179 | 178 | 130 | 179 | 158 | 286 | 198 | | | 2,232 |
| | 2016 | 229 | - | - | - | - | - | - | - | - | - | - | - | 229 | 15.7% | ▲ | 229 |
| Misdemeanor | 2015 | 59 | 59 | 61 | 49 | 48 | 80 | 50 | 61 | 62 | 63 | 58 | 53 | 59 | | | 703 |
| | 2016 | 46 | - | - | - | - | - | - | - | - | - | - | - | 46 | -22.0% | ▼ | 46 |
| Non-Capital Felonies and Related Matters | 2015 | 166 | 120 | 144 | 175 | 185 | 169 | 185 | 111 | 188 | 174 | 138 | 159 | 166 | | | 1,914 |
| | 2016 | 174 | - | - | - | - | - | - | - | - | - | - | - | 174 | 4.8% | ▲ | 174 |
| Other | 2015 | 44 | 42 | 60 | 71 | 53 | 47 | 50 | 57 | 62 | 41 | 44 | 58 | 44 | | | 629 |
| | 2016 | 47 | - | - | - | - | - | - | - | - | - | - | - | 47 | 6.8% | ▲ | 47 |
| Other Criminally Related Matters | 2015 | 47 | 29 | 32 | 55 | 26 | 24 | 33 | 39 | 19 | 42 | 35 | 26 | 47 | | | 407 |
| | 2016 | 56 | - | - | - | - | - | - | - | - | - | - | - | 56 | 19.1% | ▲ | 56 |
| Probates/Wills and Trusts - Level 1 | 2015 | - | - | - | - | - | - | 2 | 1 | 1 | - | 1 | - | 0 | | | 5 |
| | 2016 | 1 | - | - | - | - | - | - | - | - | - | - | - | 1 | 0.0% | ↔ | 1 |
| Probates/Wills and Trusts - Level 2 | 2015 | 6 | 1 | 5 | 2 | 7 | 8 | 5 | 3 | 5 | 1 | 3 | 4 | 6 | | | 50 |
| | 2016 | 4 | - | - | - | - | - | - | - | - | - | - | - | 4 | -33.3% | ▼ | 4 |
| Uncontested Divorce | 2015 | 25 | 24 | 46 | 38 | 45 | 38 | 43 | 30 | 33 | 36 | 36 | 25 | 25 | | | 419 |
| | 2016 | 31 | - | - | - | - | - | - | - | - | - | - | - | 31 | 24.0% | ▲ | 31 |

Court: Charles City Circuit

Start/End Date: Jan-15 / Jan-16

2015 Average Month: 24

Jan-Jan 2015: 19

Filings Trending: ▲

Circuit/Court ID: 9 209036

Type of Case: Filings

2016 Average Month:47

Jan-Jan 2016 : 47

Overall AVG. Month: 26

Monthly Summary

Jan 15-Jan 16

Totals

| | 2015 | 2016 |
|----------|------|------|
| Civil | 86 | 1 |
| Criminal | 94 | 22 |
| Other | 110 | 24 |
| Total | 290 | 47 |

Jan --- Jan Filings

2015 2016

Jan --- Jan Filings

| | 2015 | 2016 | % Change | Trending |
|----------|------|------|----------|----------|
| Civil | 5 | 1 | -80.0% | ▼ |
| Criminal | 4 | 22 | 450.0% | ▲ |
| Other | 10 | 24 | 140.0% | ▲ |
| Total | 19 | 47 | 147.4% | ▲ |

| | <u>Jan</u> | Feb | Mar | Apr | May | Jun | Jul | Aug | Sep | Oct | Nov | Dec | Thru Jan | % Change | Trending | <u>Total</u> |
|------|------------|-----|-----|-----|-----|-----|-----|-----|-----|-----|-----|-----|----------|----------|----------|--------------|
| 2015 | 19 | 19 | 24 | 33 | 15 | 25 | 30 | 17 | 33 | 23 | 26 | 26 | 19 | | | 290 |
| 2016 | 47 | - | - | - | - | - | - | - | - | - | - | - | 47 | 147.4% | ▲ | 47 |

| | <u>Jan</u> | Feb | Mar | Apr | May | Jun | Jul | Aug | Sep | Oct | Nov | Dec | Thru Jan | % Change | Trending | <u>Total</u> |
|--|------------|-----|-----|-----|-----|-----|-----|-----|-----|-----|-----|-----|----------|----------|----------|--------------|
| Contested Divorce | 2015 | 2 | - | - | - | - | - | - | - | - | 1 | - | 2 | | | 3 |
| Domestic and Family - Level 1 | 2015 | - | - | - | - | - | 1 | - | - | - | - | - | 0 | | | 1 |
| Domestic and Family - Level 2 | 2015 | - | - | - | - | - | - | - | 1 | - | - | - | 0 | 0.0% | ↔ | 1 |
| General Civil - Level 1 | 2015 | - | - | 1 | - | - | - | - | - | - | - | 1 | 0 | 0.0% | ↔ | 2 |
| General Civil - Level 2 | 2015 | 2 | 2 | 1 | 2 | 1 | - | 2 | - | 2 | 1 | 1 | 2 | 0.0% | ↔ | 16 |
| | 2016 | 1 | - | - | - | - | - | - | - | - | - | - | 1 | -50.0% | ▼ | 1 |
| General Civil - Level 3 | 2015 | - | 2 | - | 2 | 2 | 2 | - | 1 | - | 2 | 1 | 0 | | | 14 |
| Miscellaneous | 2015 | 11 | 13 | 17 | 16 | 3 | 15 | 12 | 12 | 10 | 9 | 16 | 11 | 0.0% | ↔ | 145 |
| | 2016 | 24 | - | - | - | - | - | - | - | - | - | - | 24 | 118.2% | ▲ | 24 |
| Misdemeanor | 2015 | 2 | - | - | 5 | - | 2 | 2 | - | 4 | 6 | 2 | 2 | | | 25 |
| | 2016 | 20 | - | - | - | - | - | - | - | - | - | - | 20 | 900.0% | ▲ | 20 |
| Non-Capital Felonies and Related Matters | 2015 | 2 | - | 2 | 5 | 8 | 6 | 9 | 1 | 13 | 5 | 1 | 5 | | | 57 |
| | 2016 | 2 | - | - | - | - | - | - | - | - | - | - | 2 | 0.0% | ↔ | 2 |
| Other | 2015 | - | - | 1 | 1 | - | - | 1 | 2 | - | 1 | - | 0 | | | 6 |
| Other Criminally Related Matte | 2015 | - | 1 | 2 | 1 | 1 | - | 1 | 3 | - | - | 1 | 2 | 0.0% | ↔ | 12 |
| Probates/Wills and Trusts - Le | 2015 | - | - | - | 1 | - | - | - | - | - | - | 1 | 0 | 0.0% | ↔ | 2 |
| Uncontested Divorce | 2015 | - | 1 | - | - | - | - | 1 | - | - | 2 | 1 | 0 | 0.0% | ↔ | 6 |

Court: Gloucester Circuit

Start/End Date: Jan-15 / Jan-16

2015 Average Month: 199

Jan-Jan 2015: 190

Filings Trending: ▲

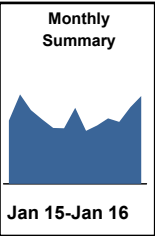
Circuit/Court ID: 9 209073

Type of Case: Filings

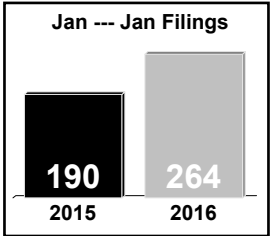
2016 Average Month:264

Jan-Jan 2016 : 264

Overall AVG. Month: 204



| Totals | | |
|----------|-------|------|
| | 2015 | 2016 |
| Civil | 538 | 44 |
| Criminal | 835 | 92 |
| Other | 1,009 | 128 |
| Total | 2,382 | 264 |



| Jan --- Jan Filings | | | | |
|---------------------|------|------|----------|----------|
| | 2015 | 2016 | % Change | Trending |
| Civil | 32 | 44 | 37.5% | ▲ |
| Criminal | 53 | 92 | 73.6% | ▲ |
| Other | 105 | 128 | 21.9% | ▲ |
| Total | 190 | 264 | 38.9% | ▲ |

| | Jan | Feb | Mar | Apr | May | Jun | Jul | Aug | Sep | Oct | Nov | Dec | Thru Jan | % Change | Trending | Total |
|------|-----|-----|-----|-----|-----|-----|-----|-----|-----|-----|-----|-----|----------|----------|----------|-------|
| 2015 | 190 | 268 | 221 | 194 | 168 | 167 | 228 | 159 | 175 | 196 | 186 | 230 | 190 | | | 2,382 |
| 2016 | 264 | - | - | - | - | - | - | - | - | - | - | - | 264 | 38.9% | ▲ | 264 |

| | | Jan | Feb | Mar | Apr | May | Jun | Jul | Aug | Sep | Oct | Nov | Dec | Thru Jan | % Change | Trending | Total |
|--|------|-----|-----|-----|-----|-----|-----|-----|-----|-----|-----|-----|-----|----------|----------|----------|-------|
| Administrative Law | 2015 | - | - | - | - | - | - | - | 1 | - | - | - | - | 0 | | | 1 |
| Capital Murder | 2015 | - | - | - | - | - | - | - | - | 1 | - | - | - | 0 | 0.0% | ↔ | 1 |
| Contested Divorce | 2015 | 3 | 3 | 7 | 3 | 6 | 7 | 5 | 4 | 1 | 5 | 5 | 2 | 3 | 0.0% | ↔ | 51 |
| | 2016 | 6 | - | - | - | - | - | - | - | - | - | - | - | 6 | 100.0% | ▲ | 6 |
| Domestic and Family - Level 1 | 2015 | 6 | 3 | 6 | - | - | 5 | 8 | 2 | - | 1 | 2 | 3 | 6 | | | 36 |
| | 2016 | 9 | - | - | - | - | - | - | - | - | - | - | - | 9 | 50.0% | ▲ | 9 |
| Domestic and Family - Level 2 | 2015 | - | 3 | 1 | 1 | 3 | 2 | 4 | 2 | 1 | 3 | - | - | 0 | | | 20 |
| General Civil - Level 1 | 2015 | - | - | - | - | - | - | 1 | 1 | - | - | - | - | 0 | 0.0% | ↔ | 2 |
| General Civil - Level 2 | 2015 | 3 | 9 | 9 | 4 | 9 | 12 | 5 | 5 | 7 | 9 | 4 | 5 | 3 | 0.0% | ↔ | 81 |
| | 2016 | 4 | - | - | - | - | - | - | - | - | - | - | - | 4 | 33.3% | ▲ | 4 |
| General Civil - Level 3 | 2015 | 2 | - | 2 | 33 | 5 | 4 | 4 | 3 | - | 3 | 5 | 3 | 2 | | | 64 |
| | 2016 | 2 | - | - | - | - | - | - | - | - | - | - | - | 2 | 0.0% | ↔ | 2 |
| Miscellaneous | 2015 | 99 | 78 | 86 | 68 | 53 | 64 | 75 | 72 | 53 | 80 | 78 | 127 | 99 | | | 933 |
| | 2016 | 120 | - | - | - | - | - | - | - | - | - | - | - | 120 | 21.2% | ▲ | 120 |
| Misdemeanor | 2015 | 17 | 19 | 32 | 17 | 16 | 15 | 24 | 13 | 27 | 18 | 17 | 20 | 17 | | | 235 |
| | 2016 | 27 | - | - | - | - | - | - | - | - | - | - | - | 27 | 58.8% | ▲ | 27 |
| Non-Capital Felonies and Related Matters | 2015 | 33 | 103 | 45 | 35 | 40 | 32 | 54 | 24 | 45 | 46 | 19 | 42 | 33 | | | 518 |
| | 2016 | 64 | - | - | - | - | - | - | - | - | - | - | - | 64 | 93.9% | ▲ | 64 |
| Other | 2015 | 14 | 28 | 13 | 16 | 17 | 15 | 24 | 11 | 23 | 15 | 23 | 19 | 14 | | | 218 |
| | 2016 | 23 | - | - | - | - | - | - | - | - | - | - | - | 23 | 64.3% | ▲ | 23 |
| Other Criminally Related Matters | 2015 | 3 | 7 | 5 | 4 | 9 | 2 | 9 | 6 | 5 | 8 | 18 | 5 | 3 | | | 81 |
| | 2016 | 1 | - | - | - | - | - | - | - | - | - | - | - | 1 | -66.7% | ▼ | 1 |
| Probates/Wills and Trusts - Le | 2015 | - | 1 | 1 | - | - | 1 | - | - | - | - | - | - | 0 | | | 3 |
| Probates/Wills and Trusts - Le | 2015 | 3 | 1 | 2 | - | 1 | - | 2 | - | - | 1 | 2 | 1 | 3 | 0.0% | ↔ | 13 |
| Protective Orders | 2015 | - | - | - | 2 | 1 | 1 | - | 3 | - | - | 1 | - | 0 | | | 8 |
| Uncontested Divorce | 2015 | 7 | 13 | 12 | 11 | 8 | 7 | 13 | 12 | 12 | 7 | 12 | 3 | 7 | 0.0% | ↔ | 117 |
| | 2016 | 8 | - | - | - | - | - | - | - | - | - | - | - | 8 | 14.3% | ▲ | 8 |

Court: King & Queen Circuit

Start/End Date: Jan-15 / Jan-16

2015 Average Month: 36

Jan-Jan 2015: 20

Filings Trending: ▲

Circuit/Court ID: 9 209097

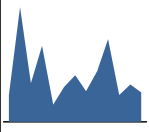
Type of Case: Filings

2016 Average Month:22

Jan-Jan 2016 : 22

Overall AVG. Month: 35

Monthly Summary




Jan 15-Jan 16

Totals

| | 2015 | 2016 |
|----------|------|------|
| Civil | 87 | 3 |
| Criminal | 220 | 6 |
| Other | 130 | 13 |
| Total | 437 | 22 |

Jan --- Jan Filings



2015 2016

Jan --- Jan Filings

| | 2015 | 2016 | % Change | Trending |
|----------|------|------|----------|----------|
| Civil | 5 | 3 | -40.0% | ▼ |
| Criminal | 6 | 6 | - | ↔ |
| Other | 9 | 13 | 44.4% | ▲ |
| Total | 20 | 22 | 10.0% | ▲ |

| | <u>Jan</u> | Feb | Mar | Apr | May | Jun | Jul | Aug | Sep | Oct | Nov | Dec | Thru Jan | % Change | Trending | <u>Total</u> |
|------|------------|-----|-----|-----|-----|-----|-----|-----|-----|-----|-----|-----|----------|----------|----------|--------------|
| 2015 | 20 | 86 | 29 | 57 | 13 | 26 | 35 | 23 | 38 | 62 | 20 | 28 | 20 | | | 437 |
| 2016 | 22 | - | - | - | - | - | - | - | - | - | - | - | 22 | 10.0% | ▲ | 22 |

| | | <u>Jan</u> | Feb | Mar | Apr | May | Jun | Jul | Aug | Sep | Oct | Nov | Dec | Thru Jan | % Change | Trending | <u>Total</u> |
|--|------|------------|-----|-----|-----|-----|-----|-----|-----|-----|-----|-----|-----|----------|----------|----------|--------------|
| Administrative Law | 2015 | 1 | - | - | - | - | - | - | - | - | 1 | - | - | 1 | | | 2 |
| Contested Divorce | 2015 | - | - | 2 | 1 | - | 1 | - | 1 | - | 1 | - | 1 | 0 | | | 7 |
| Domestic and Family - Level 1 | 2015 | 1 | - | - | 2 | 1 | 1 | - | 6 | - | - | - | - | 1 | 0.0% | ↔ | 11 |
| Domestic and Family - Level 2 | 2015 | - | - | - | - | - | 3 | - | - | - | - | - | - | 0 | | | 3 |
| General Civil - Level 2 | 2015 | - | - | 1 | 2 | - | 1 | - | 2 | - | 1 | - | 2 | 0 | 0.0% | ↔ | 9 |
| General Civil - Level 3 | 2015 | 1 | - | - | 1 | 1 | - | 2 | 1 | 6 | 4 | 4 | - | 1 | 0.0% | ↔ | 20 |
| | 2016 | 1 | - | - | - | - | - | - | - | - | - | - | - | 1 | 0.0% | ↔ | 1 |
| Miscellaneous | 2015 | 9 | 13 | 22 | 7 | 7 | 14 | 16 | 8 | 13 | 14 | 10 | 12 | 9 | | | 145 |
| | 2016 | 14 | - | - | - | - | - | - | - | - | - | - | - | 14 | 55.6% | ▲ | 14 |
| Misdemeanor | 2015 | 4 | 15 | 3 | 9 | 1 | 1 | 4 | 1 | 6 | 13 | 3 | 1 | 4 | | | 61 |
| | 2016 | 1 | - | - | - | - | - | - | - | - | - | - | - | 1 | -75.0% | ▼ | 1 |
| Non-Capital Felonies and Related Matters | 2015 | 2 | 55 | 1 | 30 | 3 | 2 | 7 | 2 | 8 | 26 | 2 | 12 | 2 | | | 150 |
| | 2016 | 3 | - | - | - | - | - | - | - | - | - | - | - | 3 | 50.0% | ▲ | 3 |
| Other | 2015 | - | - | - | 3 | - | 1 | 1 | - | - | - | - | - | 0 | | | 5 |
| Other Criminally Related Matters | 2015 | - | 2 | - | 2 | - | 1 | 2 | - | 3 | - | - | - | 0 | 0.0% | ↔ | 10 |
| | 2016 | 2 | - | - | - | - | - | - | - | - | - | - | - | 2 | 0.0% | ↔ | 2 |
| Probates/Wills and Trusts - Le | 2015 | - | - | - | - | - | - | - | 1 | 1 | - | - | - | 0 | | | 2 |
| Uncontested Divorce | 2015 | 2 | 1 | - | - | - | 1 | 3 | 1 | 1 | 2 | 1 | - | 2 | 0.0% | ↔ | 12 |
| | 2016 | 1 | - | - | - | - | - | - | - | - | - | - | - | 1 | -50.0% | ▼ | 1 |

Court: King William Circuit

Start/End Date: Jan-15 / Jan-16

2015 Average Month: 66

Jan-Jan 2015: 105

Filings Trending: ▼

Circuit/Court ID: 9 209101


Type of Case: Filings

2016 Average Month:63

Jan-Jan 2016 : 63

Overall AVG. Month: 66

Monthly Summary




Jan 15-Jan 16

Totals

| | 2015 | 2016 |
|----------|------|------|
| Civil | 161 | 12 |
| Criminal | 256 | 6 |
| Other | 373 | 45 |
| Total | 790 | 63 |

Jan --- Jan Filings



105 2015 63 2016

Jan --- Jan Filings

| | 2015 | 2016 | % Change | Trending |
|----------|------|------|----------|----------|
| Civil | 16 | 12 | -25.0% | ▼ |
| Criminal | 53 | 6 | -88.7% | ▼ |
| Other | 36 | 45 | 25.0% | ▲ |
| Total | 105 | 63 | -40.0% | ▼ |

| | Jan | Feb | Mar | Apr | May | Jun | Jul | Aug | Sep | Oct | Nov | Dec | Thru Jan | % Change | Trending | Total |
|------|-----|-----|-----|-----|-----|-----|-----|-----|-----|-----|-----|-----|----------|----------|----------|-------|
| 2015 | 105 | 54 | 50 | 75 | 63 | 64 | 62 | 41 | 48 | 82 | 43 | 103 | 105 | | | 790 |
| 2016 | 63 | - | - | - | - | - | - | - | - | - | - | - | 63 | -40.0% | ▼ | 63 |

| | | Jan | Feb | Mar | Apr | May | Jun | Jul | Aug | Sep | Oct | Nov | Dec | Thru Jan | % Change | Trending | Total |
|----------------------------------|------|-----|-----|-----|-----|-----|-----|-----|-----|-----|-----|-----|-----|----------|----------|----------|-------|
| Administrative Law | 2015 | - | - | - | - | - | - | 1 | - | - | - | - | - | 0 | | | 1 |
| Contested Divorce | 2015 | - | - | 1 | - | - | - | - | - | 1 | 2 | 1 | 2 | 0 | 0.0% | ↔ | 7 |
| Domestic and Family - Level 1 | 2015 | 2 | 3 | 4 | 3 | - | - | 1 | 2 | - | - | 5 | 3 | 2 | 0.0% | ↔ | 25 |
| | 2016 | 2 | - | - | - | - | - | - | - | - | - | - | - | 2 | 0.0% | ↔ | 2 |
| Domestic and Family - Level 2 | 2015 | - | 2 | 1 | 1 | 1 | 2 | 1 | - | 2 | - | - | - | 0 | | | 10 |
| General Civil - Level 1 | 2015 | 1 | 1 | - | 2 | - | - | - | - | - | - | - | - | 1 | 0.0% | ↔ | 4 |
| General Civil - Level 2 | 2015 | 2 | 1 | 1 | 1 | 3 | 10 | 2 | 3 | 2 | 2 | 2 | 2 | 2 | | | 31 |
| General Civil - Level 3 | 2015 | 3 | 1 | 2 | 2 | 5 | 3 | 1 | 1 | - | 2 | 1 | 3 | 3 | | | 24 |
| | 2016 | 1 | - | - | - | - | - | - | - | - | - | - | - | 1 | -66.7% | ▼ | 1 |
| Miscellaneous | 2015 | 43 | 37 | 29 | 24 | 19 | 38 | 27 | 29 | 27 | 33 | 32 | 76 | 43 | | | 414 |
| | 2016 | 48 | - | - | - | - | - | - | - | - | - | - | - | 48 | 11.6% | ▲ | 48 |
| Misdemeanor | 2015 | 9 | 3 | 1 | 7 | 9 | 1 | 14 | - | 2 | 2 | 1 | 4 | 9 | | | 53 |
| | 2016 | 4 | - | - | - | - | - | - | - | - | - | - | - | 4 | -55.6% | ▼ | 4 |
| Non-Capital Felonies and Rela | 2015 | 44 | 2 | 6 | 32 | 23 | 5 | 12 | 2 | 8 | 35 | - | 10 | 44 | | | 179 |
| Other | 2016 | 1 | - | - | - | - | - | - | - | - | - | - | - | 1 | | | 1 |
| Other Criminally Related Matters | 2015 | - | 4 | 2 | 3 | 2 | 5 | 2 | 1 | 2 | 2 | 1 | - | 0 | | | 24 |
| | 2016 | 2 | - | - | - | - | - | - | - | - | - | - | - | 2 | 0.0% | ↔ | 2 |
| Probates/Wills and Trusts - Le | 2015 | - | - | 1 | - | - | - | - | - | - | - | - | - | 0 | | | 1 |
| Probates/Wills and Trusts - Le | 2015 | - | - | - | - | 1 | - | - | - | - | - | - | - | 0 | 0.0% | ↔ | 1 |
| Protective Orders | 2015 | 1 | - | - | - | - | - | - | - | - | - | - | - | 1 | 0.0% | ↔ | 1 |
| Uncontested Divorce | 2015 | - | - | 2 | - | - | - | 1 | 3 | 2 | 4 | - | 3 | 0 | | | 15 |
| | 2016 | 5 | - | - | - | - | - | - | - | - | - | - | - | 5 | 0.0% | ↔ | 5 |

Court: Mathews Circuit

Start/End Date: Jan-15 / Jan-16

2015 Average Month: 40

Jan-Jan 2015: 31

Filings Trending: ▲

Circuit/Court ID: 9 209115


Type of Case: Filings

2016 Average Month:35

Jan-Jan 2016 : 35

Overall AVG. Month: 40

Monthly Summary



Jan 15-Jan 16

Totals

| | 2015 | 2016 |
|----------|------|------|
| Civil | 133 | 11 |
| Criminal | 170 | 4 |
| Other | 178 | 20 |
| Total | 481 | 35 |

Jan --- Jan Filings

31

2015

35

2016

Jan --- Jan Filings

| | 2015 | 2016 | % Change | Trending |
|----------|------|------|----------|----------|
| Civil | 5 | 11 | 120.0% | ▲ |
| Criminal | 6 | 4 | -33.3% | ▼ |
| Other | 20 | 20 | - | ↔ |
| Total | 31 | 35 | 12.9% | ▲ |

| | Jan | Feb | Mar | Apr | May | Jun | Jul | Aug | Sep | Oct | Nov | Dec | Thru Jan | % Change | Trending | Total |
|------|-----|-----|-----|-----|-----|-----|-----|-----|-----|-----|-----|-----|----------|----------|----------|-------|
| 2015 | 31 | 31 | 58 | 45 | 35 | 39 | 53 | 19 | 29 | 31 | 55 | 55 | 31 | | | 481 |
| 2016 | 35 | - | - | - | - | - | - | - | - | - | - | - | 35 | 12.9% | ▲ | 35 |

| | | Jan | Feb | Mar | Apr | May | Jun | Jul | Aug | Sep | Oct | Nov | Dec | Thru Jan | % Change | Trending | Total |
|-------------------------------|------|-----|-----|-----|-----|-----|-----|-----|-----|-----|-----|-----|-----|----------|----------|----------|-------|
| Administrative Law | 2015 | - | - | - | - | - | - | - | - | 1 | - | - | - | 0 | | | 1 |
| Contested Divorce | 2015 | - | 2 | - | 1 | - | - | - | 1 | 2 | - | 1 | - | 0 | 0.0% | ↔ | 7 |
| | 2016 | 1 | - | - | - | - | - | - | - | - | - | - | - | 1 | 0.0% | ↔ | 1 |
| Domestic and Family - Level 1 | 2015 | - | - | - | - | - | 6 | - | - | 2 | - | - | 8 | 0 | | | 16 |
| Domestic and Family - Level 2 | 2015 | - | - | 1 | 1 | - | - | 1 | - | - | - | 1 | - | 0 | 0.0% | ↔ | 4 |
| General Civil - Level 1 | 2015 | 1 | - | - | - | - | - | - | - | - | 1 | 1 | - | 1 | 0.0% | ↔ | 3 |
| General Civil - Level 2 | 2015 | 3 | 3 | 2 | 1 | - | 1 | 3 | 1 | - | - | 1 | 3 | 3 | | | 18 |
| | 2016 | 2 | - | - | - | - | - | - | - | - | - | - | - | 2 | -33.3% | ▼ | 2 |
| General Civil - Level 3 | 2015 | - | 1 | 2 | 5 | 1 | - | - | 1 | - | 2 | 2 | 1 | 0 | | | 15 |
| | 2016 | 3 | - | - | - | - | - | - | - | - | - | - | - | 3 | 0.0% | ↔ | 3 |
| Miscellaneous | 2015 | 20 | 19 | 27 | 33 | 14 | 12 | 8 | 12 | 9 | 13 | 20 | 31 | 20 | | | 218 |
| | 2016 | 24 | - | - | - | - | - | - | - | - | - | - | - | 24 | 20.0% | ▲ | 24 |
| Misdemeanor | 2015 | 1 | 1 | 3 | - | 6 | 2 | 5 | - | 4 | 1 | - | 6 | 1 | | | 29 |
| | 2016 | 1 | - | - | - | - | - | - | - | - | - | - | - | 1 | 0.0% | ↔ | 1 |
| Non-Capital Felonies and Rela | 2015 | 5 | 3 | 19 | - | 11 | 11 | 32 | 3 | 8 | 11 | 23 | 2 | 5 | | | 128 |
| Other | 2015 | - | - | 1 | - | - | - | - | - | - | - | - | 2 | 0 | | | 3 |
| Other Criminally Related | 2015 | - | 2 | - | 3 | 2 | 2 | - | - | 2 | 1 | 2 | - | 0 | 0.0% | ↔ | 14 |
| Matters | 2016 | 3 | - | - | - | - | - | - | - | - | - | - | - | 3 | 0.0% | ↔ | 3 |
| Probates/Wills and Trusts - | 2015 | - | - | 1 | - | - | - | - | - | - | - | - | - | 0 | | | 1 |
| Level 2 | 2016 | 1 | - | - | - | - | - | - | - | - | - | - | - | 1 | 0.0% | ↔ | 1 |
| Protective Orders | 2015 | - | - | - | - | - | 1 | - | - | - | - | - | - | 0 | | | 1 |
| Uncontested Divorce | 2015 | 1 | - | 2 | 1 | 1 | 4 | 4 | 1 | 1 | 2 | 4 | 2 | 1 | 0.0% | ↔ | 23 |

Court: Middlesex Circuit

Start/End Date: Jan-15 / Jan-16

2015 Average Month: 44

Jan-Jan 2015: 49

Filings Trending: ▲

Circuit/Court ID: 9 209119


Type of Case: Filings

2016 Average Month:61

Jan-Jan 2016 : 61

Overall AVG. Month: 46

Monthly Summary

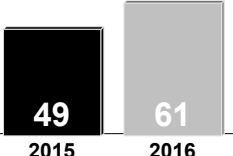


Jan 15-Jan 16

Totals

| | 2015 | 2016 |
|----------|------|------|
| Civil | 118 | 10 |
| Criminal | 189 | 25 |
| Other | 224 | 26 |
| Total | 531 | 61 |

Jan --- Jan Filings



49 2015 61 2016

Jan --- Jan Filings

| | 2015 | 2016 | % Change | Trending |
|----------|------|------|----------|----------|
| Civil | 7 | 10 | 42.9% | ▲ |
| Criminal | 26 | 25 | -3.8% | ▼ |
| Other | 16 | 26 | 62.5% | ▲ |
| Total | 49 | 61 | 24.5% | ▲ |

| | Jan | Feb | Mar | Apr | May | Jun | Jul | Aug | Sep | Oct | Nov | Dec | Thru Jan | % Change | Trending | Total |
|------|-----|-----|-----|-----|-----|-----|-----|-----|-----|-----|-----|-----|----------|----------|----------|-------|
| 2015 | 49 | 37 | 52 | 38 | 44 | 55 | 54 | 36 | 53 | 31 | 25 | 57 | 49 | | | 531 |
| 2016 | 61 | - | - | - | - | - | - | - | - | - | - | - | 61 | 24.5% | ▲ | 61 |

| | | Jan | Feb | Mar | Apr | May | Jun | Jul | Aug | Sep | Oct | Nov | Dec | Thru Jan | % Change | Trending | Total |
|--|------|-----|-----|-----|-----|-----|-----|-----|-----|-----|-----|-----|-----|----------|----------|----------|-------|
| Capital Murder | 2015 | - | - | - | - | 2 | - | - | - | - | - | - | - | 0 | | | 2 |
| Contested Divorce | 2015 | - | 1 | 1 | 1 | - | 1 | 1 | - | 1 | - | 1 | 1 | 0 | 0.0% | ↔ | 8 |
| Domestic and Family - Level 1 | 2015 | - | 1 | - | - | - | - | - | 4 | - | 2 | 1 | 1 | 0 | 0.0% | ↔ | 9 |
| Domestic and Family - Level 2 | 2015 | 2 | - | 1 | 2 | - | - | 1 | - | - | - | - | - | 2 | 0.0% | ↔ | 6 |
| General Civil - Level 2 | 2015 | 2 | 3 | 6 | 4 | - | 4 | - | - | - | 3 | - | 1 | 2 | | | 23 |
| | 2016 | 1 | - | - | - | - | - | - | - | - | - | - | - | 1 | -50.0% | ▼ | 1 |
| General Civil - Level 3 | 2015 | - | - | - | 1 | 2 | 1 | - | - | - | - | - | 2 | 0 | | | 6 |
| | 2016 | 2 | - | - | - | - | - | - | - | - | - | - | - | 2 | 0.0% | ↔ | 2 |
| Miscellaneous | 2015 | 17 | 28 | 26 | 15 | 11 | 23 | 17 | 12 | 13 | 12 | 17 | 45 | 17 | | | 236 |
| | 2016 | 26 | - | - | - | - | - | - | - | - | - | - | - | 26 | 52.9% | ▲ | 26 |
| Misdemeanor | 2015 | 11 | - | 3 | - | 5 | 7 | 6 | 3 | 15 | 1 | 1 | - | 11 | | | 52 |
| | 2016 | 9 | - | - | - | - | - | - | - | - | - | - | - | 9 | -18.2% | ▼ | 9 |
| Non-Capital Felonies and Related Matters | 2015 | 13 | 3 | 8 | 9 | 19 | 14 | 22 | 12 | 18 | 4 | 1 | 3 | 13 | | | 126 |
| | 2016 | 14 | - | - | - | - | - | - | - | - | - | - | - | 14 | 7.7% | ▲ | 14 |
| Other | 2015 | - | - | 3 | 2 | 2 | 3 | 1 | 2 | 4 | 1 | 1 | - | 0 | | | 19 |
| | 2016 | 2 | - | - | - | - | - | - | - | - | - | - | - | 2 | 0.0% | ↔ | 2 |
| Other Criminally Related Matters | 2015 | 2 | - | - | - | 2 | - | 1 | - | - | 2 | 2 | 1 | 2 | | | 10 |
| | 2016 | 2 | - | - | - | - | - | - | - | - | - | - | - | 2 | 0.0% | ↔ | 2 |
| Probates/Wills and Trusts - Level 2 | 2015 | - | - | 1 | 1 | - | 1 | - | 2 | 1 | - | - | - | 0 | | | 6 |
| | 2016 | 2 | - | - | - | - | - | - | - | - | - | - | - | 2 | 0.0% | ↔ | 2 |
| Protective Orders | 2015 | - | - | - | - | - | 1 | 1 | - | - | 2 | - | 1 | 0 | | | 5 |
| Uncontested Divorce | 2015 | 2 | 1 | 3 | 3 | 1 | - | 4 | 1 | 1 | 4 | 1 | 2 | 2 | 0.0% | ↔ | 23 |
| | 2016 | 3 | - | - | - | - | - | - | - | - | - | - | - | 3 | 50.0% | ▲ | 3 |

Court: New Kent Circuit

Start/End Date: Jan-15 / Jan-16

2015 Average Month: 102

Jan-Jan 2015: 107

Filings Trending: ▲

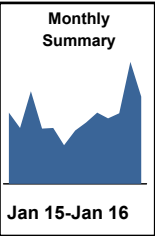
Circuit/Court ID: 9 209127

Type of Case: Filings

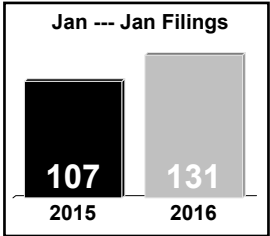
2016 Average Month:131

Jan-Jan 2016 : 131

Overall AVG. Month: 104



| Totals | | |
|----------|-------|------|
| | 2015 | 2016 |
| Civil | 178 | 15 |
| Criminal | 422 | 36 |
| Other | 621 | 80 |
| Total | 1,221 | 131 |



| Jan --- Jan Filings | | | | |
|---------------------|------|------|----------|----------|
| | 2015 | 2016 | % Change | Trending |
| Civil | 15 | 15 | - | ↔ |
| Criminal | 35 | 36 | 2.9% | ▲ |
| Other | 57 | 80 | 40.4% | ▲ |
| Total | 107 | 131 | 22.4% | ▲ |

| | Jan | Feb | Mar | Apr | May | Jun | Jul | Aug | Sep | Oct | Nov | Dec | Thru Jan | % Change | Trending | Total |
|------|-----|-----|-----|-----|-----|-----|-----|-----|-----|-----|-----|-----|----------|----------|----------|-------|
| 2015 | 107 | 84 | 139 | 83 | 84 | 58 | 80 | 92 | 107 | 98 | 106 | 183 | 107 | | | 1,221 |
| 2016 | 131 | - | - | - | - | - | - | - | - | - | - | - | 131 | 22.4% | ▲ | 131 |

| | | Jan | Feb | Mar | Apr | May | Jun | Jul | Aug | Sep | Oct | Nov | Dec | Thru Jan | % Change | Trending | Total |
|--|------|-----|-----|-----|-----|-----|-----|-----|-----|-----|-----|-----|-----|----------|----------|----------|-------|
| Administrative Law | 2015 | 1 | - | - | - | - | - | - | - | - | - | - | - | 1 | | | 1 |
| Contested Divorce | 2015 | - | 1 | 4 | 3 | 2 | - | 2 | 2 | 2 | 1 | 3 | 2 | 0 | | | 22 |
| | 2016 | 3 | - | - | - | - | - | - | - | - | - | - | - | 3 | 0.0% | ↔ | 3 |
| Domestic and Family - Level 1 | 2015 | - | 2 | - | 2 | 1 | - | - | 3 | 1 | 1 | 1 | - | 0 | | | 11 |
| Domestic and Family - Level 2 | 2015 | 2 | 2 | - | 1 | 1 | - | - | 2 | - | - | 2 | 1 | 2 | 0.0% | ↔ | 11 |
| General Civil - Level 1 | 2015 | - | - | - | 1 | - | - | - | - | - | - | - | - | 0 | | | 1 |
| General Civil - Level 2 | 2015 | 2 | 1 | 1 | 2 | 1 | 1 | - | 1 | 1 | 4 | 3 | 1 | 2 | 0.0% | ↔ | 18 |
| | 2016 | 3 | - | - | - | - | - | - | - | - | - | - | - | 3 | 50.0% | ▲ | 3 |
| General Civil - Level 3 | 2015 | 2 | 3 | - | 1 | 2 | - | 1 | 1 | - | 1 | - | 3 | 2 | | | 14 |
| | 2016 | 3 | - | - | - | - | - | - | - | - | - | - | - | 3 | 50.0% | ▲ | 3 |
| Miscellaneous | 2015 | 52 | 36 | 42 | 37 | 24 | 33 | 47 | 35 | 45 | 53 | 60 | 90 | 52 | | | 554 |
| | 2016 | 72 | - | - | - | - | - | - | - | - | - | - | - | 72 | 38.5% | ▲ | 72 |
| Misdemeanor | 2015 | 11 | 8 | 17 | 12 | 10 | 11 | 9 | 11 | 17 | 13 | 11 | 5 | 11 | | | 135 |
| | 2016 | 15 | - | - | - | - | - | - | - | - | - | - | - | 15 | 36.4% | ▲ | 15 |
| Non-Capital Felonies and Related Matters | 2015 | 22 | 5 | 61 | 17 | 35 | 4 | 12 | 16 | 34 | 18 | 8 | 18 | 22 | | | 250 |
| | 2016 | 21 | - | - | - | - | - | - | - | - | - | - | - | 21 | -4.5% | ▼ | 21 |
| Other | 2015 | 9 | 14 | 5 | 3 | 4 | 2 | 1 | 9 | 3 | 3 | 11 | 58 | 9 | | | 122 |
| | 2016 | 10 | - | - | - | - | - | - | - | - | - | - | - | 10 | 11.1% | ▲ | 10 |
| Other Criminally Related Matte | 2015 | 2 | 6 | 4 | 1 | 1 | 4 | 2 | 6 | 1 | 2 | 5 | 3 | 2 | | | 37 |
| Probates/Wills and Trusts - Level 2 | 2015 | - | - | - | - | - | - | 1 | 2 | 1 | 1 | - | - | 0 | | | 5 |
| | 2016 | 1 | - | - | - | - | - | - | - | - | - | - | - | 1 | 0.0% | ↔ | 1 |
| Uncontested Divorce | 2015 | 4 | 6 | 5 | 3 | 3 | 3 | 5 | 4 | 2 | 1 | 2 | 2 | 4 | | | 40 |
| | 2016 | 3 | - | - | - | - | - | - | - | - | - | - | - | 3 | -25.0% | ▼ | 3 |

Court: York Circuit

Start/End Date: Jan-15 / Jan-16

2015 Average Month: 252

Jan-Jan 2015: 262

Filings Trending: ▲

Circuit/Court ID: 9 209199


Type of Case: Filings

2016 Average Month:352

Jan-Jan 2016 : 352

Overall AVG. Month: 259

Monthly Summary

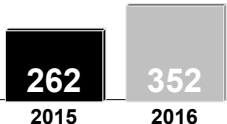


Jan 15-Jan 16

Totals

| | 2015 | 2016 |
|----------|-------|------|
| Civil | 782 | 52 |
| Criminal | 1,043 | 100 |
| Other | 1,196 | 200 |
| Total | 3,021 | 352 |

Jan --- Jan Filings



2015 2016

Jan --- Jan Filings

| | 2015 | 2016 | % Change | Trending |
|----------|------|------|----------|----------|
| Civil | 48 | 52 | 8.3% | ▲ |
| Criminal | 105 | 100 | -4.8% | ▼ |
| Other | 109 | 200 | 83.5% | ▲ |
| Total | 262 | 352 | 34.4% | ▲ |

| | Jan | Feb | Mar | Apr | May | Jun | Jul | Aug | Sep | Oct | Nov | Dec | Thru Jan | % Change | Trending | Total |
|------|-----|-----|-----|-----|-----|-----|-----|-----|-----|-----|-----|-----|----------|----------|----------|-------|
| 2015 | 262 | 206 | 258 | 250 | 247 | 214 | 269 | 234 | 215 | 275 | 249 | 342 | 262 | | | 3,021 |
| 2016 | 352 | - | - | - | - | - | - | - | - | - | - | - | 352 | 34.4% | ▲ | 352 |

| | | Jan | Feb | Mar | Apr | May | Jun | Jul | Aug | Sep | Oct | Nov | Dec | Thru Jan | % Change | Trending | Total |
|--|------|-----|-----|-----|-----|-----|-----|-----|-----|-----|-----|-----|-----|----------|----------|----------|-------|
| Administrative Law | 2015 | - | 1 | - | - | - | - | - | - | 1 | - | - | 1 | 0 | | | 3 |
| Contested Divorce | 2015 | 3 | 3 | 10 | 4 | 5 | 12 | 6 | 7 | 6 | 6 | 4 | 3 | 3 | 0.0% | ↔ | 69 |
| | 2016 | 7 | - | - | - | - | - | - | - | - | - | - | - | 7 | 133.3% | ▲ | 7 |
| Domestic and Family - Level 1 | 2015 | 2 | 4 | 3 | 3 | 3 | 1 | 4 | 4 | 4 | 2 | 1 | 4 | 2 | | | 35 |
| | 2016 | 1 | - | - | - | - | - | - | - | - | - | - | - | 1 | -50.0% | ▼ | 1 |
| Domestic and Family - Level 2 | 2015 | 5 | 2 | 14 | 12 | 6 | 4 | 13 | 10 | 7 | 12 | 7 | 8 | 5 | | | 100 |
| | 2016 | 2 | - | - | - | - | - | - | - | - | - | - | - | 2 | -60.0% | ▼ | 2 |
| General Civil - Level 1 | 2015 | 1 | - | - | - | - | - | - | - | - | - | - | - | 1 | | | 1 |
| General Civil - Level 2 | 2015 | 5 | 7 | 11 | 17 | 5 | 20 | 6 | 16 | 4 | 16 | 12 | 8 | 5 | | | 127 |
| | 2016 | 11 | - | - | - | - | - | - | - | - | - | - | - | 11 | 120.0% | ▲ | 11 |
| General Civil - Level 3 | 2015 | 4 | 1 | 7 | 1 | 3 | 3 | 5 | 6 | 5 | 6 | 2 | 1 | 4 | | | 44 |
| Miscellaneous | 2015 | 123 | 99 | 137 | 99 | 100 | 92 | 122 | 114 | 95 | 91 | 105 | 197 | 123 | | | 1,374 |
| | 2016 | 217 | - | - | - | - | - | - | - | - | - | - | - | 217 | 76.4% | ▲ | 217 |
| Misdemeanor | 2015 | 26 | 16 | 13 | 28 | 11 | 9 | 6 | 10 | 18 | 15 | 16 | 16 | 26 | | | 184 |
| | 2016 | 13 | - | - | - | - | - | - | - | - | - | - | - | 13 | -50.0% | ▼ | 13 |
| Non-Capital Felonies and Related Matters | 2015 | 74 | 50 | 29 | 51 | 84 | 50 | 74 | 56 | 48 | 99 | 69 | 79 | 74 | | | 763 |
| | 2016 | 81 | - | - | - | - | - | - | - | - | - | - | - | 81 | 9.5% | ▲ | 81 |
| Other | 2015 | 2 | 1 | 5 | 2 | 6 | 3 | 4 | 1 | 1 | 2 | - | - | 2 | | | 27 |
| Other Criminally Related Matters | 2015 | 5 | 8 | 3 | 17 | 9 | 5 | 12 | 2 | 8 | 4 | 19 | 6 | 5 | | | 98 |
| | 2016 | 6 | - | - | - | - | - | - | - | - | - | - | - | 6 | 20.0% | ▲ | 6 |
| Probates/Wills and Trusts - Le | 2015 | - | - | 1 | - | - | 1 | - | - | - | 1 | - | - | 0 | | | 3 |
| Probates/Wills and Trusts - Level 2 | 2015 | 2 | 1 | 1 | - | 1 | 4 | 6 | 1 | 1 | 4 | - | 4 | 2 | 0.0% | ↔ | 25 |
| | 2016 | 1 | - | - | - | - | - | - | - | - | - | - | - | 1 | -50.0% | ▼ | 1 |
| Protective Orders | 2015 | 1 | - | - | - | - | - | - | 1 | 1 | 2 | - | 1 | 1 | | | 6 |
| | 2016 | 1 | - | - | - | - | - | - | - | - | - | - | - | 1 | 0.0% | ↔ | 1 |
| Uncontested Divorce | 2015 | 9 | 13 | 24 | 16 | 14 | 10 | 11 | 6 | 16 | 15 | 14 | 14 | 9 | | | 162 |
| | 2016 | 12 | - | - | - | - | - | - | - | - | - | - | - | 12 | 33.3% | ▲ | 12 |

Court: Williamsburg Circuit

Start/End Date: Jan-15 / Jan-16

2015 Average Month: 303

Jan-Jan 2015: 324

Filings Trending: ▲

Circuit/Court ID: 9 209830


Type of Case: Filings

2016 Average Month:383

Jan-Jan 2016 : 383

Overall AVG. Month: 309

Monthly Summary

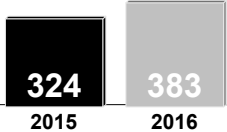


Jan 15-Jan 16

Totals

| | 2015 | 2016 |
|----------|-------|------|
| Civil | 969 | 78 |
| Criminal | 1,243 | 124 |
| Other | 1,426 | 181 |
| Total | 3,638 | 383 |

Jan --- Jan Filings



Jan --- Jan Filings

| | 2015 | 2016 | % Change | Trending |
|----------|------|------|----------|----------|
| Civil | 95 | 78 | -17.9% | ▼ |
| Criminal | 105 | 124 | 18.1% | ▲ |
| Other | 124 | 181 | 46.0% | ▲ |
| Total | 324 | 383 | 18.2% | ▲ |

| | Jan | Feb | Mar | Apr | May | Jun | Jul | Aug | Sep | Oct | Nov | Dec | Thru Jan | % Change | Trending | Total |
|------|-----|-----|-----|-----|-----|-----|-----|-----|-----|-----|-----|-----|----------|----------|----------|-------|
| 2015 | 324 | 266 | 325 | 276 | 258 | 273 | 337 | 264 | 316 | 282 | 336 | 381 | 324 | | | 3,638 |
| 2016 | 383 | - | - | - | - | - | - | - | - | - | - | - | 383 | 18.2% | ▲ | 383 |

| | | Jan | Feb | Mar | Apr | May | Jun | Jul | Aug | Sep | Oct | Nov | Dec | Thru Jan | % Change | Trending | Total |
|--|------|-----|-----|-----|-----|-----|-----|-----|-----|-----|-----|-----|-----|----------|----------|----------|-------|
| Administrative Law | 2015 | - | - | - | - | - | 1 | 1 | - | - | 1 | - | 1 | 0 | | | 4 |
| Capital Murder | 2015 | - | - | 4 | - | - | - | - | - | - | - | - | - | 0 | 0.0% | ↔ | 4 |
| Contested Divorce | 2015 | 9 | 7 | 5 | 9 | 7 | 4 | 7 | 2 | 4 | 5 | 9 | 2 | 9 | 0.0% | ↔ | 70 |
| | 2016 | 10 | - | - | - | - | - | - | - | - | - | - | - | 10 | 11.1% | ▲ | 10 |
| Domestic and Family - Level 1 | 2015 | 3 | 5 | 3 | 2 | 7 | 4 | 9 | 9 | 1 | 3 | 3 | 3 | 3 | | | 52 |
| | 2016 | 3 | - | - | - | - | - | - | - | - | - | - | - | 3 | 0.0% | ↔ | 3 |
| Domestic and Family - Level 2 | 2015 | 5 | 1 | 5 | 2 | 4 | - | - | 4 | - | - | 3 | 3 | 5 | | | 27 |
| | 2016 | 1 | - | - | - | - | - | - | - | - | - | - | - | 1 | -80.0% | ▼ | 1 |
| General Civil - Level 1 | 2015 | - | 3 | 2 | 1 | 2 | 1 | 1 | 1 | 1 | - | 1 | - | 0 | | | 13 |
| | 2016 | 1 | - | - | - | - | - | - | - | - | - | - | - | 1 | 0.0% | ↔ | 1 |
| General Civil - Level 2 | 2015 | 18 | 8 | 8 | 12 | 12 | 15 | 12 | 12 | 13 | 9 | 18 | 10 | 18 | | | 147 |
| | 2016 | 11 | - | - | - | - | - | - | - | - | - | - | - | 11 | -38.9% | ▼ | 11 |
| General Civil - Level 3 | 2015 | 6 | 6 | 1 | 11 | 4 | 14 | 11 | 5 | - | 9 | 9 | 8 | 6 | | | 84 |
| | 2016 | 3 | - | - | - | - | - | - | - | - | - | - | - | 3 | -50.0% | ▼ | 3 |
| Miscellaneous | 2015 | 123 | 101 | 129 | 94 | 82 | 83 | 112 | 107 | 116 | 91 | 112 | 235 | 123 | | | 1,385 |
| | 2016 | 178 | - | - | - | - | - | - | - | - | - | - | - | 178 | 44.7% | ▲ | 178 |
| Misdemeanor | 2015 | 44 | 26 | 31 | 34 | 34 | 43 | 44 | 30 | 42 | 44 | 44 | 21 | 44 | | | 437 |
| | 2016 | 37 | - | - | - | - | - | - | - | - | - | - | - | 37 | -15.9% | ▼ | 37 |
| Non-Capital Felonies and Related Matters | 2015 | 51 | 39 | 66 | 52 | 57 | 49 | 74 | 29 | 69 | 52 | 78 | 45 | 51 | | | 661 |
| | 2016 | 79 | - | - | - | - | - | - | - | - | - | - | - | 79 | 54.9% | ▲ | 79 |
| Other | 2015 | 29 | 47 | 44 | 29 | 14 | 23 | 34 | 37 | 44 | 28 | 31 | 27 | 29 | | | 387 |
| | 2016 | 29 | - | - | - | - | - | - | - | - | - | - | - | 29 | 0.0% | ↔ | 29 |
| Other Criminally Related Matters | 2015 | 10 | 9 | 8 | 19 | 16 | 15 | 13 | 14 | 10 | 10 | 10 | 13 | 10 | | | 147 |
| | 2016 | 8 | - | - | - | - | - | - | - | - | - | - | - | 8 | -20.0% | ▼ | 8 |
| Probates/Wills and Trusts - Level 1 | 2015 | 1 | - | 1 | - | 1 | 1 | - | - | 1 | 2 | - | - | 1 | | | 7 |
| | 2016 | 1 | - | - | - | - | - | - | - | - | - | - | - | 1 | 0.0% | ↔ | 1 |
| Probates/Wills and Trusts - Level 2 | 2015 | - | 1 | 3 | 2 | 1 | 4 | 3 | 1 | 1 | 2 | 6 | 2 | 0 | | | 26 |
| | 2016 | 3 | - | - | - | - | - | - | - | - | - | - | - | 3 | 0.0% | ↔ | 3 |
| Uncontested Divorce | 2015 | 25 | 13 | 15 | 9 | 17 | 16 | 16 | 13 | 14 | 26 | 12 | 11 | 25 | | | 187 |
| | 2016 | 19 | - | - | - | - | - | - | - | - | - | - | - | 19 | -24.0% | ▼ | 19 |

Court: Appomattox Circuit

Start/End Date: Jan-15 / Jan-16

2015 Average Month: 73

Jan-Jan 2015: 72

Filings Trending: ▲

Circuit/Court ID: 10

210011


Type of Case: Filings

2016 Average Month:106

Jan-Jan 2016 : 106

Overall AVG. Month: 76

Monthly Summary




Jan 15-Jan 16

Totals

| | 2015 | 2016 |
|----------|------|------|
| Civil | 180 | 7 |
| Criminal | 335 | 54 |
| Other | 362 | 45 |
| Total | 877 | 106 |

Jan --- Jan Filings



Jan --- Jan Filings

| | 2015 | 2016 | % Change | Trending |
|----------|------|------|----------|----------|
| Civil | 13 | 7 | -46.2% | ▼ |
| Criminal | 34 | 54 | 58.8% | ▲ |
| Other | 25 | 45 | 80.0% | ▲ |
| Total | 72 | 106 | 47.2% | ▲ |

| | <u>Jan</u> | Feb | Mar | Apr | May | Jun | Jul | Aug | Sep | Oct | Nov | Dec | Thru Jan | % Change | Trending | <u>Total</u> |
|------|------------|-----|-----|-----|-----|-----|-----|-----|-----|-----|-----|-----|----------|----------|----------|--------------|
| 2015 | 72 | 58 | 61 | 66 | 59 | 140 | 52 | 85 | 48 | 82 | 59 | 95 | 72 | | | 877 |
| 2016 | 106 | - | - | - | - | - | - | - | - | - | - | - | 106 | 47.2% | ▲ | 106 |

| | | <u>Jan</u> | Feb | Mar | Apr | May | Jun | Jul | Aug | Sep | Oct | Nov | Dec | Thru Jan | % Change | Trending | <u>Total</u> |
|--|------|------------|-----|-----|-----|-----|-----|-----|-----|-----|-----|-----|-----|----------|----------|----------|--------------|
| Contested Divorce | 2015 | - | - | 2 | 1 | 2 | 1 | 1 | 1 | 3 | 3 | 2 | - | 0 | | | 16 |
| | 2016 | 1 | - | - | - | - | - | - | - | - | - | - | - | 1 | 0.0% | ↔ | 1 |
| Domestic and Family - Level 1 | 2015 | - | 2 | - | - | - | 7 | 3 | 3 | 3 | 3 | 5 | 1 | 0 | | | 27 |
| Domestic and Family - Level 2 | 2015 | - | - | - | - | 2 | 3 | - | 1 | - | - | 2 | - | 0 | 0.0% | ↔ | 8 |
| General Civil - Level 1 | 2015 | - | - | - | 1 | - | - | - | - | - | - | - | - | 0 | 0.0% | ↔ | 1 |
| General Civil - Level 2 | 2015 | 2 | - | 1 | 2 | 2 | - | 1 | - | 1 | - | - | 2 | 2 | 0.0% | ↔ | 11 |
| General Civil - Level 3 | 2015 | - | 1 | 1 | 2 | 5 | 1 | - | 3 | - | 1 | - | 1 | 0 | | | 15 |
| | 2016 | 4 | - | - | - | - | - | - | - | - | - | - | - | 4 | 0.0% | ↔ | 4 |
| Miscellaneous | 2015 | 33 | 27 | 39 | 26 | 25 | 26 | 29 | 32 | 25 | 37 | 38 | 90 | 33 | | | 427 |
| | 2016 | 46 | - | - | - | - | - | - | - | - | - | - | - | 46 | 39.4% | ▲ | 46 |
| Misdemeanor | 2015 | 7 | 1 | 1 | 2 | 3 | 8 | 2 | 4 | 2 | 8 | 2 | - | 7 | | | 40 |
| | 2016 | 10 | - | - | - | - | - | - | - | - | - | - | - | 10 | 42.9% | ▲ | 10 |
| Non-Capital Felonies and Related Matters | 2015 | 27 | 24 | 13 | 28 | 11 | 90 | 12 | 38 | 11 | 25 | 4 | 1 | 27 | | | 284 |
| | 2016 | 43 | - | - | - | - | - | - | - | - | - | - | - | 43 | 59.3% | ▲ | 43 |
| Other | 2015 | - | - | 1 | - | 1 | - | - | - | - | 1 | 1 | - | 0 | | | 4 |
| Other Criminally Related Matters | 2015 | - | 1 | 1 | - | 6 | - | - | - | 1 | 1 | 1 | - | 0 | 0.0% | ↔ | 11 |
| | 2016 | 1 | - | - | - | - | - | - | - | - | - | - | - | 1 | 0.0% | ↔ | 1 |
| Probates/Wills and Trusts - Le | 2015 | 2 | - | - | 1 | - | - | - | 1 | - | 1 | - | - | 2 | | | 5 |
| Uncontested Divorce | 2015 | 1 | 2 | 2 | 3 | 2 | 4 | 4 | 2 | 2 | 2 | 4 | - | 1 | | | 28 |
| | 2016 | 1 | - | - | - | - | - | - | - | - | - | - | - | 1 | 0.0% | ↔ | 1 |

Court: Buckingham Circuit

Start/End Date: Jan-15 / Jan-16

2015 Average Month: 67

Jan-Jan 2015: 52

Filings Trending: ▲

Circuit/Court ID: 10

210029

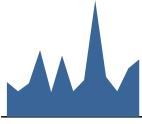
Type of Case: Filings

2016 Average Month:86

Jan-Jan 2016 : 86

Overall AVG. Month: 69

Monthly Summary



Jan 15-Jan 16

Totals

| | 2015 | 2016 |
|----------|------|------|
| Civil | 170 | 16 |
| Criminal | 393 | 29 |
| Other | 245 | 41 |
| Total | 808 | 86 |

Jan --- Jan Filings

52

2015

86

2016

Jan --- Jan Filings

| | 2015 | 2016 | % Change | Trending |
|----------|------|------|----------|----------|
| Civil | 9 | 16 | 77.8% | ▲ |
| Criminal | 30 | 29 | -3.3% | ▼ |
| Other | 13 | 41 | 215.4% | ▲ |
| Total | 52 | 86 | 65.4% | ▲ |

| | Jan | Feb | Mar | Apr | May | Jun | Jul | Aug | Sep | Oct | Nov | Dec | Thru Jan | % Change | Trending | Total |
|------|-----|-----|-----|-----|-----|-----|-----|-----|-----|-----|-----|-----|----------|----------|----------|-------|
| 2015 | 52 | 38 | 50 | 100 | 37 | 92 | 38 | 55 | 175 | 60 | 38 | 73 | 52 | | | 808 |
| 2016 | 86 | - | - | - | - | - | - | - | - | - | - | - | 86 | 65.4% | ▲ | 86 |

| | | Jan | Feb | Mar | Apr | May | Jun | Jul | Aug | Sep | Oct | Nov | Dec | Thru Jan | % Change | Trending | Total |
|--|------|-----|-----|-----|-----|-----|-----|-----|-----|-----|-----|-----|-----|----------|----------|----------|-------|
| Administrative Law | 2015 | - | - | - | - | - | - | - | 1 | - | - | - | - | 0 | | | 1 |
| Capital Murder | 2015 | - | - | - | - | - | 1 | - | - | - | - | - | - | 0 | 0.0% | ↔ | 1 |
| Contested Divorce | 2015 | 2 | 6 | 1 | - | 2 | - | 1 | 2 | 1 | - | - | 1 | 2 | 0.0% | ↔ | 16 |
| | 2016 | 2 | - | - | - | - | - | - | - | - | - | - | - | 2 | 0.0% | ↔ | 2 |
| Domestic and Family - Level 1 | 2015 | 1 | - | 2 | 2 | - | - | - | 1 | 1 | - | 4 | - | 1 | | | 11 |
| | 2016 | 2 | - | - | - | - | - | - | - | - | - | - | - | 2 | 100.0% | ▲ | 2 |
| Domestic and Family - Level 2 | 2016 | 2 | - | - | - | - | - | - | - | - | - | - | - | 2 | | | 2 |
| General Civil - Level 2 | 2015 | 1 | 2 | - | 4 | 1 | 4 | 6 | 6 | - | 2 | 3 | 5 | 1 | | | 34 |
| | 2016 | 2 | - | - | - | - | - | - | - | - | - | - | - | 2 | 100.0% | ▲ | 2 |
| General Civil - Level 3 | 2015 | 1 | - | - | - | 1 | - | - | - | - | - | - | 1 | 1 | | | 3 |
| Miscellaneous | 2015 | 15 | 21 | 26 | 30 | 17 | 29 | 25 | 22 | 21 | 36 | 22 | 40 | 15 | | | 304 |
| | 2016 | 45 | - | - | - | - | - | - | - | - | - | - | - | 45 | 200.0% | ▲ | 45 |
| Misdemeanor | 2015 | 2 | - | 3 | 4 | 3 | 6 | 2 | - | 25 | 6 | 3 | 5 | 2 | | | 59 |
| | 2016 | 3 | - | - | - | - | - | - | - | - | - | - | - | 3 | 50.0% | ▲ | 3 |
| Non-Capital Felonies and Related Matters | 2015 | 28 | 8 | 12 | 55 | 8 | 45 | 1 | 19 | 123 | 9 | 4 | 17 | 28 | | | 329 |
| | 2016 | 26 | - | - | - | - | - | - | - | - | - | - | - | 26 | -7.1% | ▼ | 26 |
| Other | 2015 | - | - | - | - | - | 1 | - | - | 1 | - | - | - | 0 | | | 2 |
| Other Criminally Related Matte | 2015 | - | - | - | 1 | - | - | - | - | 1 | 2 | - | - | 0 | 0.0% | ↔ | 4 |
| Probates/Wills and Trusts - Le | 2015 | - | - | - | - | - | 1 | - | - | - | - | - | - | 0 | 0.0% | ↔ | 1 |
| Probates/Wills and Trusts - Le | 2015 | - | 1 | - | - | - | - | 1 | - | - | - | - | - | 0 | 0.0% | ↔ | 2 |
| Uncontested Divorce | 2015 | 2 | - | 6 | 4 | 5 | 5 | 2 | 4 | 2 | 5 | 2 | 4 | 2 | 0.0% | ↔ | 41 |
| | 2016 | 4 | - | - | - | - | - | - | - | - | - | - | - | 4 | 100.0% | ▲ | 4 |

Court: Charlotte Circuit

Start/End Date: Jan-15 / Jan-16

2015 Average Month: 49

Jan-Jan 2015: 29

Filings Trending: ▲

Circuit/Court ID: 10

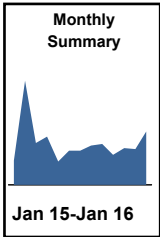
210037

Type of Case: Filings

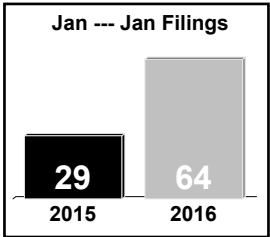
2016 Average Month: 64

Jan-Jan 2016 : 64

Overall AVG. Month: 50



| Totals | | |
|----------|------|------|
| | 2015 | 2016 |
| Civil | 174 | 6 |
| Criminal | 222 | 31 |
| Other | 195 | 27 |
| Total | 591 | 64 |



| Jan --- Jan Filings | | | | |
|---------------------|------|------|----------|----------|
| | 2015 | 2016 | % Change | Trending |
| Civil | 11 | 6 | -45.5% | ▼ |
| Criminal | 5 | 31 | 520.0% | ▲ |
| Other | 13 | 27 | 107.7% | ▲ |
| Total | 29 | 64 | 120.7% | ▲ |

| | <u>Jan</u> | Feb | Mar | Apr | May | Jun | Jul | Aug | Sep | Oct | Nov | Dec | Thru Jan | % Change | Trending | <u>Total</u> |
|------|------------|-----|-----|-----|-----|-----|-----|-----|-----|-----|-----|-----|----------|----------|----------|--------------|
| 2015 | 29 | 125 | 50 | 58 | 28 | 41 | 41 | 47 | 49 | 36 | 44 | 43 | 29 | | | 591 |
| 2016 | 64 | - | - | - | - | - | - | - | - | - | - | - | 64 | 120.7% | ▲ | 64 |

| | | <u>Jan</u> | Feb | Mar | Apr | May | Jun | Jul | Aug | Sep | Oct | Nov | Dec | Thru Jan | % Change | Trending | <u>Total</u> |
|--|------|------------|-----|-----|-----|-----|-----|-----|-----|-----|-----|-----|-----|----------|----------|----------|--------------|
| Contested Divorce | 2015 | 1 | 1 | - | 1 | 1 | 2 | 3 | 2 | 1 | - | - | 2 | 1 | | | 14 |
| | 2016 | 1 | - | - | - | - | - | - | - | - | - | - | - | 1 | 0.0% | ↔ | 1 |
| Domestic and Family - Level 1 | 2015 | - | 1 | 2 | - | - | 2 | 2 | 3 | 1 | 5 | 1 | 2 | 0 | | | 19 |
| Domestic and Family - Level 2 | 2015 | - | - | 1 | 1 | 1 | - | 1 | - | 4 | 1 | - | 2 | 0 | 0.0% | ↔ | 11 |
| | 2016 | 1 | - | - | - | - | - | - | - | - | - | - | - | 1 | 0.0% | ↔ | 1 |
| General Civil - Level 2 | 2015 | 2 | 2 | 5 | 4 | 2 | 1 | 1 | 3 | 3 | 1 | 1 | 1 | 2 | | | 26 |
| General Civil - Level 3 | 2015 | 1 | 1 | 2 | 3 | - | 2 | 1 | 2 | 2 | - | 2 | - | 1 | | | 16 |
| Miscellaneous | 2015 | 18 | 24 | 26 | 23 | 13 | 17 | 12 | 19 | 17 | 16 | 19 | 23 | 18 | | | 227 |
| | 2016 | 25 | - | - | - | - | - | - | - | - | - | - | - | 25 | 38.9% | ▲ | 25 |
| Misdemeanor | 2015 | - | 7 | 2 | 2 | 4 | 4 | 1 | 3 | 6 | 3 | 6 | 2 | 0 | | | 40 |
| | 2016 | 3 | - | - | - | - | - | - | - | - | - | - | - | 3 | 0.0% | ↔ | 3 |
| Non-Capital Felonies and Related Matters | 2015 | 5 | 86 | 8 | 17 | 4 | 10 | 14 | 8 | 7 | 3 | 8 | 6 | 5 | | | 176 |
| | 2016 | 27 | - | - | - | - | - | - | - | - | - | - | - | 27 | 440.0% | ▲ | 27 |
| Other | 2015 | - | - | 1 | 1 | - | - | - | 3 | 4 | 5 | 5 | 2 | 0 | | | 21 |
| | 2016 | 3 | - | - | - | - | - | - | - | - | - | - | - | 3 | 0.0% | ↔ | 3 |
| Other Criminally Related Matters | 2015 | - | - | 1 | 3 | 1 | - | - | - | - | 1 | - | 1 | 0 | | | 7 |
| | 2016 | 1 | - | - | - | - | - | - | - | - | - | - | - | 1 | 0.0% | ↔ | 1 |
| Probates/Wills and Trusts - Le | 2015 | - | - | - | - | - | - | 1 | - | - | - | - | - | 0 | | | 1 |
| Probates/Wills and Trusts - Le | 2015 | - | - | 1 | - | - | - | 1 | - | 1 | - | 1 | - | 0 | 0.0% | ↔ | 4 |
| Uncontested Divorce | 2015 | 2 | 3 | 1 | 3 | 2 | 3 | 4 | 4 | 3 | 1 | 1 | 2 | 2 | 0.0% | ↔ | 29 |
| | 2016 | 3 | - | - | - | - | - | - | - | - | - | - | - | 3 | 50.0% | ▲ | 3 |

Court: Cumberland Circuit

Start/End Date: Jan-15 / Jan-16

2015 Average Month: 37

Jan-Jan 2015: 41

Filings Trending: ▲

Circuit/Court ID: 10

210049


Type of Case: Filings

2016 Average Month: 57

Jan-Jan 2016 : 57

Overall AVG. Month: 38

Monthly Summary

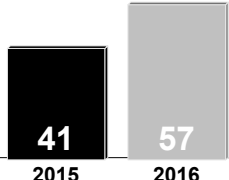


Jan 15-Jan 16

Totals

| | 2015 | 2016 |
|----------|------|------|
| Civil | 87 | 9 |
| Criminal | 176 | 9 |
| Other | 180 | 39 |
| Total | 443 | 57 |

Jan --- Jan Filings



41 2015 57 2016

Jan --- Jan Filings

| | 2015 | 2016 | % Change | Trending |
|----------|------|------|----------|----------|
| Civil | 6 | 9 | 50.0% | ▲ |
| Criminal | 20 | 9 | -55.0% | ▼ |
| Other | 15 | 39 | 160.0% | ▲ |
| Total | 41 | 57 | 39.0% | ▲ |

| | Jan | Feb | Mar | Apr | May | Jun | Jul | Aug | Sep | Oct | Nov | Dec | Thru Jan | % Change | Trending | Total |
|------|-----|-----|-----|-----|-----|-----|-----|-----|-----|-----|-----|-----|----------|----------|----------|-------|
| 2015 | 41 | 28 | 36 | 46 | 29 | 54 | 30 | 31 | 29 | 45 | 25 | 49 | 41 | | | 443 |
| 2016 | 57 | - | - | - | - | - | - | - | - | - | - | - | 57 | 39.0% | ▲ | 57 |

| | | Jan | Feb | Mar | Apr | May | Jun | Jul | Aug | Sep | Oct | Nov | Dec | Thru Jan | % Change | Trending | Total |
|--|------|-----|-----|-----|-----|-----|-----|-----|-----|-----|-----|-----|-----|----------|----------|----------|-------|
| Contested Divorce | 2015 | - | - | - | - | 2 | - | - | 1 | 1 | 1 | 4 | 1 | 0 | | | 10 |
| Domestic and Family - Level 1 | 2015 | 1 | - | 1 | 2 | - | 2 | - | 2 | - | 1 | - | 1 | 1 | 0.0% | ↔ | 10 |
| | 2016 | 3 | - | - | - | - | - | - | - | - | - | - | - | 3 | 200.0% | ▲ | 3 |
| Domestic and Family - Level 2 | 2015 | - | - | - | 1 | - | - | - | - | 1 | - | - | - | 0 | | | 2 |
| | 2016 | 3 | - | - | - | - | - | - | - | - | - | - | - | 3 | 0.0% | ↔ | 3 |
| General Civil - Level 2 | 2015 | - | 2 | - | 1 | 2 | 1 | 1 | - | - | 2 | 2 | - | 0 | | | 11 |
| | 2016 | 1 | - | - | - | - | - | - | - | - | - | - | - | 1 | 0.0% | ↔ | 1 |
| General Civil - Level 3 | 2015 | - | - | - | - | - | - | - | 1 | - | - | 1 | - | 0 | | | 2 |
| Miscellaneous | 2015 | 17 | 12 | 15 | 24 | 9 | 10 | 14 | 19 | 13 | 30 | 14 | 28 | 17 | 0.0% | ↔ | 205 |
| | 2016 | 39 | - | - | - | - | - | - | - | - | - | - | - | 39 | 129.4% | ▲ | 39 |
| Misdemeanor | 2015 | 8 | 6 | 6 | 3 | 3 | 6 | 4 | 3 | 4 | 2 | 1 | 4 | 8 | | | 50 |
| | 2016 | 6 | - | - | - | - | - | - | - | - | - | - | - | 6 | -25.0% | ▼ | 6 |
| Non-Capital Felonies and Related Matters | 2015 | 11 | 3 | 11 | 12 | 11 | 34 | 9 | 3 | 8 | 5 | 3 | 13 | 11 | | | 123 |
| | 2016 | 3 | - | - | - | - | - | - | - | - | - | - | - | 3 | -72.7% | ▼ | 3 |
| Other | 2015 | 1 | - | - | - | - | - | - | - | - | 1 | - | - | 1 | | | 2 |
| | 2016 | 2 | - | - | - | - | - | - | - | - | - | - | - | 2 | 100.0% | ▲ | 2 |
| Other Criminally Related Matters | 2015 | 1 | 1 | - | 1 | 1 | - | - | - | - | - | - | - | 1 | | | 4 |
| Probates/Wills and Trusts - Level 1 | 2015 | - | 1 | - | - | - | - | - | - | 1 | 3 | - | - | 0 | | | 5 |
| Protective Orders | 2015 | 1 | - | - | - | - | - | - | - | - | - | - | - | 1 | 0.0% | ↔ | 1 |
| Uncontested Divorce | 2015 | 1 | 3 | 3 | 2 | 1 | 1 | 2 | 2 | 1 | - | - | 2 | 1 | | | 18 |

Court: Halifax Circuit

Start/End Date: Jan-15 / Jan-16

2015 Average Month: 199

Jan-Jan 2015: 280

Filings Trending: ▼

Circuit/Court ID: 10

210083


Type of Case: Filings

2016 Average Month:147

Jan-Jan 2016 : 147

Overall AVG. Month: 195

Monthly Summary

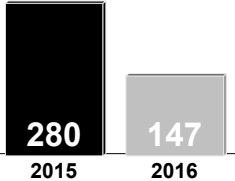


Jan 15-Jan 16

Totals

| | 2015 | 2016 |
|----------|-------|------|
| Civil | 569 | 19 |
| Criminal | 1,086 | 69 |
| Other | 736 | 59 |
| Total | 2,391 | 147 |

Jan --- Jan Filings



280 2015 147 2016

Jan --- Jan Filings

| | 2015 | 2016 | % Change | Trending |
|----------|------|------|----------|----------|
| Civil | 33 | 19 | -42.4% | ▼ |
| Criminal | 181 | 69 | -61.9% | ▼ |
| Other | 66 | 59 | -10.6% | ▼ |
| Total | 280 | 147 | -47.5% | ▼ |

| | Jan | Feb | Mar | Apr | May | Jun | Jul | Aug | Sep | Oct | Nov | Dec | Thru Jan | % Change | Trending | Total |
|------|-----|-----|-----|-----|-----|-----|-----|-----|-----|-----|-----|-----|----------|----------|----------|-------|
| 2015 | 280 | 143 | 297 | 144 | 190 | 139 | 246 | 239 | 172 | 135 | 161 | 245 | 280 | | | 2,391 |
| 2016 | 147 | - | - | - | - | - | - | - | - | - | - | - | 147 | -47.5% | ▼ | 147 |

| | | Jan | Feb | Mar | Apr | May | Jun | Jul | Aug | Sep | Oct | Nov | Dec | Thru Jan | % Change | Trending | Total |
|--|------|-----|-----|-----|-----|-----|-----|-----|-----|-----|-----|-----|-----|----------|----------|----------|-------|
| Administrative Law | 2015 | - | - | 2 | - | - | - | - | - | - | - | - | - | 0 | | | 2 |
| Contested Divorce | 2015 | 3 | 6 | 8 | 3 | 7 | 7 | 6 | 9 | 5 | 4 | 4 | 4 | 3 | 0.0% | ↔ | 66 |
| | 2016 | 4 | - | - | - | - | - | - | - | - | - | - | - | 4 | 33.3% | ▲ | 4 |
| Domestic and Family - Level 1 | 2015 | 1 | 2 | 1 | 3 | 4 | 1 | 4 | 9 | 1 | 3 | 4 | 5 | 1 | | | 38 |
| | 2016 | 1 | - | - | - | - | - | - | - | - | - | - | - | 1 | 0.0% | ↔ | 1 |
| Domestic and Family - Level 2 | 2015 | - | - | 4 | 1 | - | - | 1 | - | 1 | 2 | 1 | 1 | 0 | | | 11 |
| General Civil - Level 1 | 2015 | - | 2 | 1 | - | - | 2 | - | 1 | - | - | - | 1 | 0 | 0.0% | ↔ | 7 |
| General Civil - Level 2 | 2015 | 3 | 4 | 5 | 6 | 1 | 4 | 6 | 3 | 3 | 2 | 3 | 3 | 3 | 0.0% | ↔ | 43 |
| | 2016 | 3 | - | - | - | - | - | - | - | - | - | - | - | 3 | 0.0% | ↔ | 3 |
| General Civil - Level 3 | 2015 | 3 | 1 | 5 | 6 | 7 | 3 | 8 | 3 | 3 | 1 | 1 | 4 | 3 | | | 45 |
| Miscellaneous | 2015 | 76 | 68 | 122 | 55 | 38 | 60 | 71 | 53 | 81 | 59 | 50 | 109 | 76 | | | 842 |
| | 2016 | 58 | - | - | - | - | - | - | - | - | - | - | - | 58 | -23.7% | ▼ | 58 |
| Misdemeanor | 2015 | 49 | 10 | 32 | 16 | 35 | 14 | 45 | 39 | 21 | 16 | 28 | 36 | 49 | | | 341 |
| | 2016 | 19 | - | - | - | - | - | - | - | - | - | - | - | 19 | -61.2% | ▼ | 19 |
| Non-Capital Felonies and Related Matters | 2015 | 127 | 15 | 96 | 20 | 78 | 15 | 77 | 100 | 32 | 27 | 53 | 71 | 127 | | | 711 |
| | 2016 | 48 | - | - | - | - | - | - | - | - | - | - | - | 48 | -62.2% | ▼ | 48 |
| Other | 2015 | 2 | 10 | 7 | 15 | 9 | 4 | 4 | 5 | 6 | 7 | 1 | - | 2 | | | 70 |
| | 2016 | 2 | - | - | - | - | - | - | - | - | - | - | - | 2 | 0.0% | ↔ | 2 |
| Other Criminally Related Matters | 2015 | 5 | 2 | 3 | 1 | 3 | 5 | 6 | 4 | 5 | 1 | 4 | 1 | 5 | | | 40 |
| | 2016 | 2 | - | - | - | - | - | - | - | - | - | - | - | 2 | -60.0% | ▼ | 2 |
| Probates/Wills and Trusts - Le | 2015 | - | 1 | - | - | - | - | - | - | - | - | - | - | 0 | | | 1 |
| Probates/Wills and Trusts - Level 2 | 2015 | - | - | 2 | 1 | - | 2 | 5 | - | - | 3 | 2 | 2 | 0 | 0.0% | ↔ | 17 |
| | 2016 | 2 | - | - | - | - | - | - | - | - | - | - | - | 2 | 0.0% | ↔ | 2 |
| Uncontested Divorce | 2015 | 11 | 22 | 9 | 17 | 8 | 22 | 13 | 13 | 14 | 10 | 10 | 8 | 11 | | | 157 |
| | 2016 | 8 | - | - | - | - | - | - | - | - | - | - | - | 8 | -27.3% | ▼ | 8 |

Court: Lunenburg Circuit

Start/End Date: Jan-15 / Jan-16

2015 Average Month: 50

Jan-Jan 2015: 40

Filings Trending: ▲

Circuit/Court ID: 10

210111


Type of Case: Filings

2016 Average Month:52

Jan-Jan 2016 : 52

Overall AVG. Month: 50

Monthly Summary

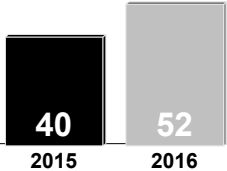


Jan 15-Jan 16

Totals

| | 2015 | 2016 |
|----------|------|------|
| Civil | 105 | 7 |
| Criminal | 298 | 18 |
| Other | 198 | 27 |
| Total | 601 | 52 |

Jan --- Jan Filings



40 2015 52 2016

Jan --- Jan Filings

| | 2015 | 2016 | % Change | Trending |
|----------|------|------|----------|----------|
| Civil | 7 | 7 | - | ↔ |
| Criminal | 10 | 18 | 80.0% | ▲ |
| Other | 23 | 27 | 17.4% | ▲ |
| Total | 40 | 52 | 30.0% | ▲ |

| | Jan | Feb | Mar | Apr | May | Jun | Jul | Aug | Sep | Oct | Nov | Dec | Thru Jan | % Change | Trending | Total |
|------|-----|-----|-----|-----|-----|-----|-----|-----|-----|-----|-----|-----|----------|----------|----------|-------|
| 2015 | 40 | 103 | 45 | 46 | 32 | 40 | 49 | 52 | 44 | 54 | 28 | 68 | 40 | | | 601 |
| 2016 | 52 | - | - | - | - | - | - | - | - | - | - | - | 52 | 30.0% | ▲ | 52 |

| | | Jan | Feb | Mar | Apr | May | Jun | Jul | Aug | Sep | Oct | Nov | Dec | Thru Jan | % Change | Trending | Total |
|--|------|-----|-----|-----|-----|-----|-----|-----|-----|-----|-----|-----|-----|----------|----------|----------|-------|
| Contested Divorce | 2015 | - | - | 1 | 1 | 1 | 1 | - | 1 | 1 | 1 | 1 | 1 | 0 | | | 9 |
| Domestic and Family - Level 2 | 2015 | - | 1 | - | - | 1 | - | - | - | 2 | - | - | - | 0 | 0.0% | ↔ | 4 |
| | 2016 | 2 | - | - | - | - | - | - | - | - | - | - | - | 2 | 0.0% | ↔ | 2 |
| General Civil - Level 1 | 2015 | - | - | - | - | - | 1 | - | 1 | - | - | - | - | 0 | | | 2 |
| General Civil - Level 2 | 2015 | - | - | 1 | - | 1 | - | - | 3 | - | 1 | - | 1 | 0 | 0.0% | ↔ | 7 |
| General Civil - Level 3 | 2015 | - | 1 | 2 | - | 1 | - | - | 5 | 3 | 1 | - | 3 | 0 | 0.0% | ↔ | 16 |
| | 2016 | 1 | - | - | - | - | - | - | - | - | - | - | - | 1 | 0.0% | ↔ | 1 |
| Miscellaneous | 2015 | 29 | 23 | 16 | 12 | 14 | 15 | 25 | 18 | 28 | 12 | 18 | 32 | 29 | | | 242 |
| | 2016 | 28 | - | - | - | - | - | - | - | - | - | - | - | 28 | -3.4% | ▼ | 28 |
| Misdemeanor | 2015 | - | 2 | 3 | 3 | 2 | 3 | 4 | 6 | 5 | 12 | 2 | 3 | 0 | | | 45 |
| | 2016 | 7 | - | - | - | - | - | - | - | - | - | - | - | 7 | 0.0% | ↔ | 7 |
| Non-Capital Felonies and Related Matters | 2015 | 10 | 70 | 21 | 26 | 11 | 19 | 17 | 15 | 3 | 25 | 4 | 26 | 10 | | | 247 |
| | 2016 | 11 | - | - | - | - | - | - | - | - | - | - | - | 11 | 10.0% | ▲ | 11 |
| Other Criminally Related Matte | 2015 | - | - | - | - | - | 1 | 1 | 1 | 1 | - | 1 | 1 | 0 | | | 6 |
| Uncontested Divorce | 2015 | 1 | 6 | 1 | 4 | 1 | - | 2 | 2 | 1 | 2 | 2 | 1 | 1 | 0.0% | ↔ | 23 |
| | 2016 | 3 | - | - | - | - | - | - | - | - | - | - | - | 3 | 200.0% | ▲ | 3 |

Court: Mecklenburg Circuit

Start/End Date: Jan-15 / Jan-16

2015 Average Month: 244

Jan-Jan 2015: 262

Filings Trending: ▼

Circuit/Court ID: 10

210117


Type of Case: Filings

2016 Average Month:219

Jan-Jan 2016 : 219

Overall AVG. Month: 242

Monthly Summary

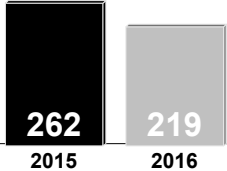


Jan 15-Jan 16

Totals

| | 2015 | 2016 |
|----------|-------|------|
| Civil | 437 | 37 |
| Criminal | 1,930 | 122 |
| Other | 566 | 60 |
| Total | 2,933 | 219 |

Jan --- Jan Filings



Jan --- Jan Filings

| | 2015 | 2016 | % Change | Trending |
|----------|------|------|----------|----------|
| Civil | 27 | 37 | 37.0% | ▲ |
| Criminal | 174 | 122 | -29.9% | ▼ |
| Other | 61 | 60 | -1.6% | ▼ |
| Total | 262 | 219 | -16.4% | ▼ |

| | Jan | Feb | Mar | Apr | May | Jun | Jul | Aug | Sep | Oct | Nov | Dec | Thru Jan | % Change | Trending | Total |
|------|-----|-----|-----|-----|-----|-----|-----|-----|-----|-----|-----|-----|----------|----------|----------|-------|
| 2015 | 262 | 176 | 262 | 193 | 304 | 243 | 335 | 311 | 279 | 179 | 150 | 239 | 262 | | | 2,933 |
| 2016 | 219 | - | - | - | - | - | - | - | - | - | - | - | 219 | -16.4% | ▼ | 219 |

| | Jan | Feb | Mar | Apr | May | Jun | Jul | Aug | Sep | Oct | Nov | Dec | Thru Jan | % Change | Trending | Total |
|--|------|-----|-----|-----|-----|-----|-----|-----|-----|-----|-----|-----|----------|----------|----------|-------|
| Capital Murder | 2015 | - | - | - | - | 1 | - | - | - | - | - | - | 0 | | | 1 |
| Contested Divorce | 2015 | 2 | 9 | 6 | 3 | 7 | 2 | 3 | 2 | 6 | 2 | - | 2 | 0.0% | ↔ | 44 |
| | 2016 | 2 | - | - | - | - | - | - | - | - | - | - | 2 | 0.0% | ↔ | 2 |
| Domestic and Family - Level 1 | 2015 | 3 | 4 | 2 | - | 9 | 6 | - | 5 | 6 | 3 | 3 | 3 | | | 42 |
| | 2016 | 6 | - | - | - | - | - | - | - | - | - | - | 6 | 100.0% | ▲ | 6 |
| Domestic and Family - Level 2 | 2015 | - | - | - | - | 1 | 1 | - | 1 | - | - | 1 | 0 | | | 5 |
| | 2016 | 1 | - | - | - | - | - | - | - | - | - | - | 1 | 0.0% | ↔ | 1 |
| General Civil - Level 1 | 2015 | - | - | 1 | 1 | - | - | - | - | 1 | 1 | - | 0 | | | 4 |
| General Civil - Level 2 | 2015 | 1 | 3 | 4 | 3 | 4 | 4 | 2 | 5 | 4 | 3 | 2 | 3 | 0.0% | ↔ | 38 |
| | 2016 | 1 | - | - | - | - | - | - | - | - | - | - | 1 | 0.0% | ↔ | 1 |
| General Civil - Level 3 | 2015 | - | - | 2 | 3 | 5 | 4 | 1 | 3 | 43 | 1 | 2 | 2 | | | 66 |
| | 2016 | 3 | - | - | - | - | - | - | - | - | - | - | 3 | 0.0% | ↔ | 3 |
| Miscellaneous | 2015 | 66 | 56 | 62 | 44 | 49 | 41 | 49 | 42 | 48 | 63 | 37 | 66 | | | 655 |
| | 2016 | 68 | - | - | - | - | - | - | - | - | - | - | 68 | 3.0% | ▲ | 68 |
| Misdemeanor | 2015 | 18 | 6 | 31 | 15 | 34 | 24 | 24 | 22 | 34 | 19 | 22 | 18 | | | 270 |
| | 2016 | 33 | - | - | - | - | - | - | - | - | - | - | 33 | 83.3% | ▲ | 33 |
| Non-Capital Felonies and Related Matters | 2015 | 153 | 87 | 137 | 113 | 182 | 142 | 240 | 213 | 120 | 66 | 70 | 97 | | | 1,620 |
| | 2016 | 89 | - | - | - | - | - | - | - | - | - | - | 89 | -41.8% | ▼ | 89 |
| Other | 2015 | 2 | 2 | 2 | - | 1 | 1 | 4 | - | - | 1 | - | 2 | | | 15 |
| | 2016 | 2 | - | - | - | - | - | - | - | - | - | - | 2 | 0.0% | ↔ | 2 |
| Other Criminally Related Matters | 2015 | 4 | 1 | 2 | 1 | 2 | 9 | 1 | 6 | 2 | 3 | 2 | 8 | | | 41 |
| | 2016 | 3 | - | - | - | - | - | - | - | - | - | - | 3 | -25.0% | ▼ | 3 |
| Probates/Wills and Trusts - Le | 2015 | 1 | - | 2 | - | 1 | - | 1 | 3 | - | 1 | - | 1 | | | 9 |
| Protective Orders | 2015 | - | - | - | - | - | - | 1 | 1 | - | - | - | 0 | | | 2 |
| Uncontested Divorce | 2015 | 12 | 8 | 11 | 10 | 9 | 8 | 10 | 8 | 15 | 16 | 10 | 12 | 0.0% | ↔ | 121 |
| | 2016 | 11 | - | - | - | - | - | - | - | - | - | - | 11 | -8.3% | ▼ | 11 |

Court: Prince Edward Circuit

Start/End Date: Jan-15 / Jan-16

2015 Average Month: 123

Jan-Jan 2015: 157

Filings Trending: ↔

Circuit/Court ID: 10

210147


Type of Case: Filings

2016 Average Month:159

Jan-Jan 2016 : 159

Overall AVG. Month: 125

Monthly Summary



Jan 15-Jan 16

Totals

| | 2015 | 2016 |
|----------|-------|------|
| Civil | 283 | 35 |
| Criminal | 902 | 86 |
| Other | 285 | 38 |
| Total | 1,470 | 159 |

Jan --- Jan Filings

157

2015

159

2016

Jan --- Jan Filings

| | 2015 | 2016 | % Change | Trending |
|----------|------|------|----------|----------|
| Civil | 26 | 35 | 34.6% | ▲ |
| Criminal | 104 | 86 | -17.3% | ▼ |
| Other | 27 | 38 | 40.7% | ▲ |
| Total | 157 | 159 | 1.3% | ▲ |

| | Jan | Feb | Mar | Apr | May | Jun | Jul | Aug | Sep | Oct | Nov | Dec | Thru Jan | % Change | Trending | Total |
|------|-----|-----|-----|-----|-----|-----|-----|-----|-----|-----|-----|-----|----------|----------|----------|-------|
| 2015 | 157 | 63 | 147 | 137 | 122 | 154 | 161 | 81 | 111 | 110 | 107 | 120 | 157 | | | 1,470 |
| 2016 | 159 | - | - | - | - | - | - | - | - | - | - | - | 159 | 1.3% | ▲ | 159 |

| | | Jan | Feb | Mar | Apr | May | Jun | Jul | Aug | Sep | Oct | Nov | Dec | Thru Jan | % Change | Trending | Total |
|--|------|-----|-----|-----|-----|-----|-----|-----|-----|-----|-----|-----|-----|----------|----------|----------|-------|
| Administrative Law | 2015 | - | - | 1 | - | - | - | - | - | - | 2 | - | - | 0 | | | 3 |
| Contested Divorce | 2015 | 3 | 3 | 1 | 2 | 1 | 1 | 2 | 2 | 3 | 1 | - | - | 3 | 0.0% | ↔ | 19 |
| | 2016 | 3 | - | - | - | - | - | - | - | - | - | - | - | 3 | 0.0% | ↔ | 3 |
| Domestic and Family - Level 1 | 2015 | - | - | - | - | - | 2 | 3 | - | 4 | 4 | - | 11 | 0 | | | 24 |
| Domestic and Family - Level 2 | 2015 | - | - | - | - | 1 | - | - | - | - | - | 1 | 1 | 0 | 0.0% | ↔ | 3 |
| | 2016 | 2 | - | - | - | - | - | - | - | - | - | - | - | 2 | 0.0% | ↔ | 2 |
| General Civil - Level 1 | 2015 | - | - | - | - | - | 1 | - | - | 1 | - | 3 | 1 | 0 | | | 6 |
| General Civil - Level 2 | 2015 | 2 | 2 | 2 | - | 5 | 6 | 5 | - | - | 1 | 5 | - | 2 | 0.0% | ↔ | 28 |
| | 2016 | 3 | - | - | - | - | - | - | - | - | - | - | - | 3 | 50.0% | ▲ | 3 |
| General Civil - Level 3 | 2015 | 1 | 2 | 1 | 1 | 1 | - | 1 | 3 | 2 | - | 1 | 1 | 1 | | | 14 |
| | 2016 | 1 | - | - | - | - | - | - | - | - | - | - | - | 1 | 0.0% | ↔ | 1 |
| Miscellaneous | 2015 | 42 | 22 | 42 | 24 | 31 | 31 | 27 | 30 | 28 | 35 | 26 | 71 | 42 | | | 409 |
| | 2016 | 54 | - | - | - | - | - | - | - | - | - | - | - | 54 | 28.6% | ▲ | 54 |
| Misdemeanor | 2015 | 26 | 4 | 23 | 12 | 13 | 21 | 33 | 9 | 10 | 13 | 9 | 12 | 26 | | | 185 |
| | 2016 | 9 | - | - | - | - | - | - | - | - | - | - | - | 9 | -65.4% | ▼ | 9 |
| Non-Capital Felonies and Related Matters | 2015 | 76 | 30 | 65 | 92 | 65 | 78 | 84 | 28 | 61 | 52 | 47 | 21 | 76 | | | 699 |
| | 2016 | 73 | - | - | - | - | - | - | - | - | - | - | - | 73 | -3.9% | ▼ | 73 |
| Other | 2015 | - | - | - | - | - | - | - | 1 | - | - | - | 1 | 0 | | | 2 |
| Other Criminally Related Matters | 2015 | 2 | - | 2 | 1 | 1 | 2 | 2 | 4 | - | - | 4 | - | 2 | 0.0% | ↔ | 18 |
| | 2016 | 4 | - | - | - | - | - | - | - | - | - | - | - | 4 | 100.0% | ▲ | 4 |
| Probates/Wills and Trusts - Level 2 | 2015 | - | - | 2 | 1 | 1 | 1 | 2 | - | - | - | 1 | - | 0 | | | 8 |
| | 2016 | 2 | - | - | - | - | - | - | - | - | - | - | - | 2 | 0.0% | ↔ | 2 |
| Protective Orders | 2015 | - | - | - | - | - | - | - | - | - | - | 2 | - | 0 | | | 2 |
| Uncontested Divorce | 2015 | 5 | - | 8 | 4 | 3 | 11 | 2 | 4 | 2 | 2 | 8 | 1 | 5 | 0.0% | ↔ | 50 |
| | 2016 | 8 | - | - | - | - | - | - | - | - | - | - | - | 8 | 60.0% | ▲ | 8 |

Court: Amelia Circuit

Start/End Date: Jan-15 / Jan-16

2015 Average Month: 67

Jan-Jan 2015: 69

Filings Trending: ▲

Circuit/Court ID: 11

211007


Type of Case: Filings

2016 Average Month:75

Jan-Jan 2016 : 75

Overall AVG. Month: 67

Monthly Summary



Jan 15-Jan 16

Totals

| | 2015 | 2016 |
|----------|------|------|
| Civil | 121 | 7 |
| Criminal | 333 | 28 |
| Other | 344 | 40 |
| Total | 798 | 75 |

Jan --- Jan Filings

69

75

2015

2016

Jan --- Jan Filings

| | 2015 | 2016 | % Change | Trending |
|----------|------|------|----------|----------|
| Civil | 13 | 7 | -46.2% | ▼ |
| Criminal | 12 | 28 | 133.3% | ▲ |
| Other | 44 | 40 | -9.1% | ▼ |
| Total | 69 | 75 | 8.7% | ▲ |

| | <u>Jan</u> | Feb | Mar | Apr | May | Jun | Jul | Aug | Sep | Oct | Nov | Dec | Thru Jan | % Change | Trending | <u>Total</u> |
|------|------------|-----|-----|-----|-----|-----|-----|-----|-----|-----|-----|-----|----------|----------|----------|--------------|
| 2015 | 69 | 46 | 86 | 68 | 37 | 64 | 53 | 50 | 62 | 108 | 70 | 85 | 69 | | | 798 |
| 2016 | 75 | - | - | - | - | - | - | - | - | - | - | - | 75 | 8.7% | ▲ | 75 |

| | | <u>Jan</u> | Feb | Mar | Apr | May | Jun | Jul | Aug | Sep | Oct | Nov | Dec | Thru Jan | % Change | Trending | <u>Total</u> |
|--|------|------------|-----|-----|-----|-----|-----|-----|-----|-----|-----|-----|-----|----------|----------|----------|--------------|
| Contested Divorce | 2015 | - | - | 3 | 1 | - | - | 1 | - | 4 | - | - | - | 0 | | | 9 |
| Domestic and Family - Level 1 | 2015 | 1 | 2 | 5 | 2 | 1 | - | - | 1 | - | 2 | 2 | - | 1 | 0.0% | ↔ | 16 |
| | 2016 | 3 | - | - | - | - | - | - | - | - | - | - | - | 3 | 200.0% | ▲ | 3 |
| Domestic and Family - Level 2 | 2015 | 1 | - | 1 | - | 1 | 2 | - | 1 | - | - | - | 1 | 1 | | | 7 |
| General Civil - Level 1 | 2015 | - | - | - | - | - | 1 | - | - | 1 | 1 | - | - | 0 | | | 3 |
| General Civil - Level 2 | 2015 | 4 | 1 | 2 | 2 | - | 1 | 2 | 1 | 1 | - | 1 | - | 4 | 0.0% | ↔ | 15 |
| General Civil - Level 3 | 2015 | 1 | 2 | - | 1 | 1 | - | 2 | - | - | 1 | 1 | - | 1 | | | 9 |
| Miscellaneous | 2015 | 47 | 22 | 32 | 22 | 14 | 30 | 26 | 28 | 26 | 23 | 38 | 56 | 47 | | | 364 |
| | 2016 | 44 | - | - | - | - | - | - | - | - | - | - | - | 44 | -6.4% | ▼ | 44 |
| Misdemeanor | 2015 | 8 | 2 | 2 | 8 | 8 | 5 | 7 | 9 | 10 | 5 | 9 | 4 | 8 | | | 77 |
| | 2016 | 10 | - | - | - | - | - | - | - | - | - | - | - | 10 | 25.0% | ▲ | 10 |
| Non-Capital Felonies and Related Matters | 2015 | 3 | 10 | 36 | 31 | 8 | 10 | 13 | 6 | 13 | 69 | 15 | 18 | 3 | | | 232 |
| | 2016 | 17 | - | - | - | - | - | - | - | - | - | - | - | 17 | 466.7% | ▲ | 17 |
| Other | 2015 | 2 | 2 | - | - | 1 | 6 | - | - | - | 1 | - | 1 | 2 | | | 13 |
| Other Criminally Related Matters | 2015 | 1 | - | 3 | - | 2 | 4 | - | 3 | 4 | 3 | 2 | 2 | 1 | | | 24 |
| | 2016 | 1 | - | - | - | - | - | - | - | - | - | - | - | 1 | 0.0% | ↔ | 1 |
| Probates/Wills and Trusts - Le | 2015 | - | - | 1 | - | - | 1 | - | - | - | - | - | - | 0 | | | 2 |
| Uncontested Divorce | 2015 | 1 | 5 | 1 | 1 | 1 | 4 | 2 | 1 | 3 | 3 | 2 | 3 | 1 | 0.0% | ↔ | 27 |

Court: Dinwiddie Circuit

Start/End Date: Jan-15 / Jan-16

2015 Average Month: 137

Jan-Jan 2015: 149

Filings Trending: ▼

Circuit/Court ID: 11

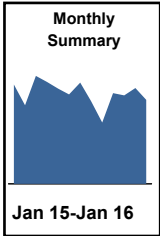
211053

Type of Case: Filings

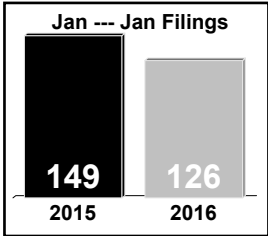
2016 Average Month:126

Jan-Jan 2016 : 126

Overall AVG. Month: 136



| Totals | | |
|----------|-------|------|
| | 2015 | 2016 |
| Civil | 414 | 28 |
| Criminal | 678 | 37 |
| Other | 548 | 61 |
| Total | 1,640 | 126 |



| Jan --- Jan Filings | | | | |
|---------------------|------|------|----------|----------|
| | 2015 | 2016 | % Change | Trending |
| Civil | 34 | 28 | -17.6% | ▼ |
| Criminal | 66 | 37 | -43.9% | ▼ |
| Other | 49 | 61 | 24.5% | ▲ |
| Total | 149 | 126 | -15.4% | ▼ |

| | Jan | Feb | Mar | Apr | May | Jun | Jul | Aug | Sep | Oct | Nov | Dec | Thru Jan | % Change | Trending | Total |
|------|-----|-----|-----|-----|-----|-----|-----|-----|-----|-----|-----|-----|----------|----------|----------|-------|
| 2015 | 149 | 118 | 162 | 153 | 143 | 134 | 152 | 124 | 92 | 136 | 133 | 144 | 149 | | | 1,640 |
| 2016 | 126 | - | - | - | - | - | - | - | - | - | - | - | 126 | -15.4% | ▼ | 126 |

| | | Jan | Feb | Mar | Apr | May | Jun | Jul | Aug | Sep | Oct | Nov | Dec | Thru Jan | % Change | Trending | Total |
|--|------|-----|-----|-----|-----|-----|-----|-----|-----|-----|-----|-----|-----|----------|----------|----------|-------|
| Administrative Law | 2015 | 1 | - | - | 1 | - | 1 | 1 | 1 | - | - | - | - | 1 | | | 5 |
| Capital Murder | 2015 | - | 1 | - | - | - | - | - | - | - | - | - | - | 0 | | | 1 |
| Contested Divorce | 2015 | 1 | 2 | 1 | 1 | 4 | 5 | 5 | - | 1 | 1 | 2 | 5 | 1 | 0.0% | ↔ | 28 |
| | 2016 | 1 | - | - | - | - | - | - | - | - | - | - | - | 1 | 0.0% | ↔ | 1 |
| Domestic and Family - Level 1 | 2015 | - | 2 | 7 | 2 | 5 | 4 | 1 | - | 4 | 8 | 3 | 3 | 0 | | | 39 |
| Domestic and Family - Level 2 | 2015 | 2 | 1 | 4 | - | - | 3 | 1 | 2 | 2 | 1 | 2 | 2 | 2 | 0.0% | ↔ | 20 |
| | 2016 | 2 | - | - | - | - | - | - | - | - | - | - | - | 2 | 0.0% | ↔ | 2 |
| General Civil - Level 2 | 2015 | 3 | - | 7 | 2 | 2 | 7 | 3 | 6 | 5 | 4 | 3 | 3 | 3 | | | 45 |
| | 2016 | 1 | - | - | - | - | - | - | - | - | - | - | - | 1 | -66.7% | ▼ | 1 |
| General Civil - Level 3 | 2015 | 6 | 5 | 4 | 4 | 12 | 6 | 2 | 11 | 7 | 5 | 21 | - | 6 | | | 83 |
| | 2016 | 10 | - | - | - | - | - | - | - | - | - | - | - | 10 | 66.7% | ▲ | 10 |
| Miscellaneous | 2015 | 58 | 59 | 60 | 48 | 44 | 51 | 53 | 46 | 44 | 56 | 48 | 92 | 58 | | | 659 |
| | 2016 | 67 | - | - | - | - | - | - | - | - | - | - | - | 67 | 15.5% | ▲ | 67 |
| Misdemeanor | 2015 | 25 | 10 | 16 | 23 | 25 | 22 | 16 | 11 | 6 | 20 | 18 | 11 | 25 | | | 203 |
| | 2016 | 8 | - | - | - | - | - | - | - | - | - | - | - | 8 | -68.0% | ▼ | 8 |
| Non-Capital Felonies and Related Matters | 2015 | 36 | 30 | 52 | 56 | 34 | 26 | 65 | 36 | 14 | 26 | 25 | 18 | 36 | | | 418 |
| | 2016 | 28 | - | - | - | - | - | - | - | - | - | - | - | 28 | -22.2% | ▼ | 28 |
| Other | 2015 | 1 | 1 | - | - | - | - | - | - | 1 | - | 1 | - | 1 | | | 4 |
| Other Criminally Related Matters | 2015 | 5 | 4 | 4 | 8 | 5 | 4 | 3 | 5 | 3 | 8 | 5 | 4 | 5 | | | 58 |
| | 2016 | 1 | - | - | - | - | - | - | - | - | - | - | - | 1 | -80.0% | ▼ | 1 |
| Probates/Wills and Trusts - Level 2 | 2015 | 1 | - | 1 | - | 1 | - | - | 3 | 1 | - | - | - | 1 | | | 7 |
| | 2016 | 1 | - | - | - | - | - | - | - | - | - | - | - | 1 | 0.0% | ↔ | 1 |
| Uncontested Divorce | 2015 | 10 | 3 | 6 | 8 | 11 | 5 | 2 | 3 | 4 | 7 | 5 | 6 | 10 | | | 70 |
| | 2016 | 7 | - | - | - | - | - | - | - | - | - | - | - | 7 | -30.0% | ▼ | 7 |

Court: Nottoway Circuit

Start/End Date: Jan-15 / Jan-16

2015 Average Month: 65

Jan-Jan 2015: 41

Filings Trending: ▲

Circuit/Court ID: 11

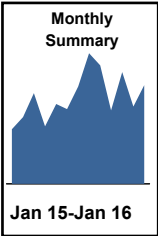
211135

Type of Case: Filings

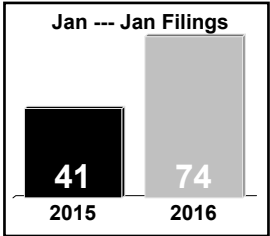
2016 Average Month:74

Jan-Jan 2016 : 74

Overall AVG. Month: 65



| Totals | | |
|----------|------|------|
| | 2015 | 2016 |
| Civil | 207 | 6 |
| Criminal | 319 | 20 |
| Other | 249 | 48 |
| Total | 775 | 74 |



| Jan --- Jan Filings | | | | |
|---------------------|------|------|----------|----------|
| | 2015 | 2016 | % Change | Trending |
| Civil | 13 | 6 | -53.8% | ▼ |
| Criminal | 9 | 20 | 122.2% | ▲ |
| Other | 19 | 48 | 152.6% | ▲ |
| Total | 41 | 74 | 80.5% | ▲ |

| | Jan | Feb | Mar | Apr | May | Jun | Jul | Aug | Sep | Oct | Nov | Dec | Thru Jan | % Change | Trending | Total |
|------|-----|-----|-----|-----|-----|-----|-----|-----|-----|-----|-----|-----|----------|----------|----------|-------|
| 2015 | 41 | 50 | 68 | 43 | 60 | 56 | 73 | 98 | 89 | 55 | 84 | 58 | 41 | | | 775 |
| 2016 | 74 | - | - | - | - | - | - | - | - | - | - | - | 74 | 80.5% | ▲ | 74 |

| | | Jan | Feb | Mar | Apr | May | Jun | Jul | Aug | Sep | Oct | Nov | Dec | Thru Jan | % Change | Trending | Total |
|--|------|-----|-----|-----|-----|-----|-----|-----|-----|-----|-----|-----|-----|----------|----------|----------|-------|
| Administrative Law | 2015 | - | - | - | - | - | - | - | - | 1 | - | 1 | - | 0 | | | 2 |
| Contested Divorce | 2015 | 1 | 1 | 1 | 2 | 1 | - | 1 | - | 2 | 1 | 1 | 3 | 1 | 0.0% | ↔ | 14 |
| | 2016 | 1 | - | - | - | - | - | - | - | - | - | - | - | 1 | 0.0% | ↔ | 1 |
| Domestic and Family - Level 1 | 2015 | 1 | 2 | - | 3 | 2 | 2 | 2 | - | - | 1 | 1 | 4 | 1 | | | 18 |
| | 2016 | 1 | - | - | - | - | - | - | - | - | - | - | - | 1 | 0.0% | ↔ | 1 |
| Domestic and Family - Level 2 | 2015 | - | 1 | - | - | - | - | - | 1 | - | - | - | - | 0 | | | 2 |
| General Civil - Level 1 | 2015 | - | 1 | - | - | - | - | - | - | - | - | - | 1 | 0 | 0.0% | ↔ | 2 |
| General Civil - Level 2 | 2015 | 2 | 1 | - | 5 | 2 | 1 | 3 | 4 | 3 | 3 | 1 | - | 2 | 0.0% | ↔ | 25 |
| | 2016 | 1 | - | - | - | - | - | - | - | - | - | - | - | 1 | -50.0% | ▼ | 1 |
| General Civil - Level 3 | 2015 | 2 | 2 | 4 | 1 | - | 3 | - | 15 | 1 | 8 | 3 | 2 | 2 | | | 41 |
| Miscellaneous | 2015 | 23 | 14 | 43 | 15 | 16 | 30 | 24 | 28 | 24 | 23 | 27 | 33 | 23 | | | 300 |
| | 2016 | 50 | - | - | - | - | - | - | - | - | - | - | - | 50 | 117.4% | ▲ | 50 |
| Misdemeanor | 2015 | 2 | 4 | 3 | 1 | 2 | 4 | 12 | 14 | 17 | 4 | 11 | 2 | 2 | | | 76 |
| | 2016 | 2 | - | - | - | - | - | - | - | - | - | - | - | 2 | 0.0% | ↔ | 2 |
| Non-Capital Felonies and Related Matters | 2015 | 7 | 15 | 9 | 11 | 29 | 8 | 18 | 27 | 32 | 10 | 35 | 11 | 7 | | | 212 |
| | 2016 | 17 | - | - | - | - | - | - | - | - | - | - | - | 17 | 142.9% | ▲ | 17 |
| Other | 2015 | - | 1 | 1 | 1 | 3 | - | 6 | 1 | 2 | - | - | - | 0 | | | 15 |
| Other Criminally Related Matters | 2015 | - | 5 | 1 | 1 | 2 | 3 | 5 | 6 | 2 | 1 | 3 | 2 | 0 | 0.0% | ↔ | 31 |
| | 2016 | 1 | - | - | - | - | - | - | - | - | - | - | - | 1 | 0.0% | ↔ | 1 |
| Probates/Wills and Trusts - Le | 2015 | - | - | - | - | - | - | - | 1 | 1 | - | - | - | 0 | | | 2 |
| Uncontested Divorce | 2015 | 3 | 3 | 6 | 3 | 3 | 5 | 2 | 1 | 4 | 4 | 1 | - | 3 | 0.0% | ↔ | 35 |
| | 2016 | 1 | - | - | - | - | - | - | - | - | - | - | - | 1 | -66.7% | ▼ | 1 |

Court: Powhatan Circuit

Start/End Date: Jan-15 / Jan-16

2015 Average Month: 109

Jan-Jan 2015: 92

Filings Trending: ▲

Circuit/Court ID: 11

211145


Type of Case: Filings

2016 Average Month:149

Jan-Jan 2016 : 149

Overall AVG. Month: 112

Monthly Summary

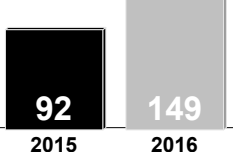


Jan 15-Jan 16

Totals

| | 2015 | 2016 |
|----------|-------|------|
| Civil | 285 | 28 |
| Criminal | 316 | 24 |
| Other | 708 | 97 |
| Total | 1,309 | 149 |

Jan --- Jan Filings



92 2015 149 2016

Jan --- Jan Filings

| | 2015 | 2016 | % Change | Trending |
|----------|------|------|----------|----------|
| Civil | 16 | 28 | 75.0% | ▲ |
| Criminal | 16 | 24 | 50.0% | ▲ |
| Other | 60 | 97 | 61.7% | ▲ |
| Total | 92 | 149 | 62.0% | ▲ |

| | Jan | Feb | Mar | Apr | May | Jun | Jul | Aug | Sep | Oct | Nov | Dec | Thru Jan | % Change | Trending | Total |
|------|-----|-----|-----|-----|-----|-----|-----|-----|-----|-----|-----|-----|----------|----------|----------|-------|
| 2015 | 92 | 103 | 115 | 83 | 87 | 112 | 93 | 85 | 114 | 106 | 140 | 179 | 92 | | | 1,309 |
| 2016 | 149 | - | - | - | - | - | - | - | - | - | - | - | 149 | 62.0% | ▲ | 149 |

| | | Jan | Feb | Mar | Apr | May | Jun | Jul | Aug | Sep | Oct | Nov | Dec | Thru Jan | % Change | Trending | Total |
|--|------|-----|-----|-----|-----|-----|-----|-----|-----|-----|-----|-----|-----|----------|----------|----------|-------|
| Administrative Law | 2016 | 1 | - | - | - | - | - | - | - | - | - | - | - | 1 | | | 1 |
| Contested Divorce | 2015 | 1 | 5 | 6 | 4 | 5 | 2 | 1 | 3 | 2 | 2 | 3 | 2 | 1 | | | 36 |
| | 2016 | 1 | - | - | - | - | - | - | - | - | - | - | - | 1 | 0.0% | ↔ | 1 |
| Domestic and Family - Level 1 | 2015 | - | - | - | - | - | - | 2 | 1 | 2 | 3 | 4 | 4 | 0 | | | 16 |
| | 2016 | 1 | - | - | - | - | - | - | - | - | - | - | - | 1 | 0.0% | ↔ | 1 |
| Domestic and Family - Level 2 | 2015 | 1 | - | - | 1 | - | - | 4 | 1 | 3 | 1 | 2 | - | 1 | | | 13 |
| General Civil - Level 1 | 2015 | - | - | 1 | - | - | - | - | - | - | - | - | - | 0 | | | 1 |
| General Civil - Level 2 | 2015 | 6 | 6 | 7 | 2 | 3 | 2 | 8 | 5 | 5 | 2 | 6 | 4 | 6 | 0.0% | ↔ | 56 |
| | 2016 | 3 | - | - | - | - | - | - | - | - | - | - | - | 3 | -50.0% | ▼ | 3 |
| General Civil - Level 3 | 2015 | 2 | 3 | 1 | 2 | 2 | 1 | 1 | 1 | 1 | 2 | - | 1 | 2 | | | 17 |
| | 2016 | 7 | - | - | - | - | - | - | - | - | - | - | - | 7 | 250.0% | ▲ | 7 |
| Miscellaneous | 2015 | 64 | 58 | 68 | 45 | 53 | 58 | 54 | 57 | 59 | 65 | 74 | 135 | 64 | | | 790 |
| | 2016 | 107 | - | - | - | - | - | - | - | - | - | - | - | 107 | 67.2% | ▲ | 107 |
| Misdemeanor | 2015 | 2 | 11 | 5 | 1 | 8 | 5 | 3 | 2 | 5 | 5 | 9 | 6 | 2 | | | 62 |
| | 2016 | 2 | - | - | - | - | - | - | - | - | - | - | - | 2 | 0.0% | ↔ | 2 |
| Non-Capital Felonies and Related Matters | 2015 | 13 | 14 | 15 | 18 | 13 | 32 | 13 | 8 | 21 | 17 | 33 | 23 | 13 | | | 220 |
| | 2016 | 22 | - | - | - | - | - | - | - | - | - | - | - | 22 | 69.2% | ▲ | 22 |
| Other Criminally Related Matte | 2015 | 1 | 2 | 3 | 3 | - | 6 | - | 2 | 10 | 1 | 5 | 1 | 1 | | | 34 |
| Probates/Wills and Trusts - Level 2 | 2015 | - | - | - | - | - | - | 2 | 3 | - | - | - | - | 0 | | | 5 |
| | 2016 | 1 | - | - | - | - | - | - | - | - | - | - | - | 1 | 0.0% | ↔ | 1 |
| Uncontested Divorce | 2015 | 2 | 4 | 9 | 7 | 3 | 6 | 5 | 2 | 6 | 8 | 4 | 3 | 2 | | | 59 |
| | 2016 | 4 | - | - | - | - | - | - | - | - | - | - | - | 4 | 100.0% | ▲ | 4 |

Court: Petersburg Circuit

Start/End Date: Jan-15 / Jan-16

2015 Average Month: 177

Jan-Jan 2015: 121

Filings Trending: ▲

Circuit/Court ID: 11

211730


Type of Case: Filings

2016 Average Month:145

Jan-Jan 2016 : 145

Overall AVG. Month: 175

Monthly Summary



Jan 15-Jan 16

Totals

| | 2015 | 2016 |
|----------|-------|------|
| Civil | 636 | 60 |
| Criminal | 1,271 | 73 |
| Other | 220 | 12 |
| Total | 2,127 | 145 |

Jan --- Jan Filings

121

2015

145

2016

Jan --- Jan Filings

| | 2015 | 2016 | % Change | Trending |
|----------|------|------|----------|----------|
| Civil | 40 | 60 | 50.0% | ▲ |
| Criminal | 66 | 73 | 10.6% | ▲ |
| Other | 15 | 12 | -20.0% | ▼ |
| Total | 121 | 145 | 19.8% | ▲ |

| | Jan | Feb | Mar | Apr | May | Jun | Jul | Aug | Sep | Oct | Nov | Dec | Thru Jan | % Change | Trending | Total |
|------|-----|-----|-----|-----|-----|-----|-----|-----|-----|-----|-----|-----|----------|----------|----------|-------|
| 2015 | 121 | 142 | 231 | 194 | 180 | 191 | 165 | 173 | 162 | 215 | 161 | 192 | 121 | | | 2,127 |
| 2016 | 145 | - | - | - | - | - | - | - | - | - | - | - | 145 | 19.8% | ▲ | 145 |

| | | Jan | Feb | Mar | Apr | May | Jun | Jul | Aug | Sep | Oct | Nov | Dec | Thru Jan | % Change | Trending | Total |
|--|------|-----|-----|-----|-----|-----|-----|-----|-----|-----|-----|-----|-----|----------|----------|----------|-------|
| Administrative Law | 2015 | 1 | 1 | - | 4 | 1 | 2 | - | - | 1 | 1 | - | 2 | 1 | | | 13 |
| Contested Divorce | 2015 | 1 | 4 | 3 | 4 | 4 | 9 | 6 | 2 | 2 | 3 | 2 | 1 | 1 | | | 41 |
| | 2016 | 2 | - | - | - | - | - | - | - | - | - | - | - | 2 | 100.0% | ▲ | 2 |
| Domestic and Family - Level 1 | 2015 | 1 | 2 | 4 | 3 | 8 | 13 | 6 | 6 | 6 | 5 | 3 | 4 | 1 | | | 61 |
| | 2016 | 8 | - | - | - | - | - | - | - | - | - | - | - | 8 | 700.0% | ▲ | 8 |
| Domestic and Family - Level 2 | 2015 | - | - | 1 | 2 | 1 | 1 | - | - | 1 | - | 1 | 1 | 0 | | | 8 |
| General Civil - Level 1 | 2015 | - | - | - | 1 | 1 | 2 | - | - | - | - | - | 2 | 0 | 0.0% | ↔ | 6 |
| General Civil - Level 2 | 2015 | 8 | 5 | 11 | 14 | 7 | 8 | 14 | 12 | 13 | 12 | 8 | 13 | 8 | 0.0% | ↔ | 125 |
| | 2016 | 12 | - | - | - | - | - | - | - | - | - | - | - | 12 | 50.0% | ▲ | 12 |
| General Civil - Level 3 | 2015 | 4 | 6 | 11 | 10 | 9 | 12 | 5 | 12 | 4 | 6 | 7 | 8 | 4 | | | 94 |
| | 2016 | 16 | - | - | - | - | - | - | - | - | - | - | - | 16 | 300.0% | ▲ | 16 |
| Miscellaneous | 2015 | 33 | 29 | 29 | 24 | 20 | 38 | 35 | 34 | 44 | 37 | 30 | 42 | 33 | | | 395 |
| | 2016 | 29 | - | - | - | - | - | - | - | - | - | - | - | 29 | -12.1% | ▼ | 29 |
| Misdemeanor | 2015 | 11 | 25 | 20 | 33 | 24 | 34 | 16 | 35 | 18 | 44 | 14 | 30 | 11 | | | 304 |
| | 2016 | 18 | - | - | - | - | - | - | - | - | - | - | - | 18 | 63.6% | ▲ | 18 |
| Non-Capital Felonies and Related Matters | 2015 | 36 | 59 | 114 | 77 | 81 | 55 | 67 | 50 | 42 | 78 | 85 | 74 | 36 | | | 818 |
| | 2016 | 48 | - | - | - | - | - | - | - | - | - | - | - | 48 | 33.3% | ▲ | 48 |
| Other | 2015 | - | - | - | - | - | - | - | 1 | 2 | - | - | - | 0 | | | 3 |
| | 2016 | 1 | - | - | - | - | - | - | - | - | - | - | - | 1 | 0.0% | ↔ | 1 |
| Other Criminally Related Matters | 2015 | 20 | 7 | 23 | 17 | 13 | 11 | 7 | 14 | 20 | 18 | 5 | 8 | 20 | | | 163 |
| | 2016 | 7 | - | - | - | - | - | - | - | - | - | - | - | 7 | -65.0% | ▼ | 7 |
| Probates/Wills and Trusts - Le | 2015 | - | - | 1 | - | - | - | - | - | - | - | - | - | 0 | | | 1 |
| Probates/Wills and Trusts - Level 2 | 2015 | 1 | 1 | 1 | 2 | 1 | - | 1 | 2 | - | 2 | 2 | 1 | 1 | 0.0% | ↔ | 14 |
| | 2016 | 1 | - | - | - | - | - | - | - | - | - | - | - | 1 | 0.0% | ↔ | 1 |
| Uncontested Divorce | 2015 | 5 | 3 | 13 | 3 | 10 | 6 | 8 | 5 | 9 | 9 | 4 | 6 | 5 | | | 81 |
| | 2016 | 3 | - | - | - | - | - | - | - | - | - | - | - | 3 | -40.0% | ▼ | 3 |

Court: Chesterfield Circuit

Start/End Date: Jan-15 / Jan-16

2015 Average Month: 1,208

Jan-Jan 2015: 1,377

Filings Trending: ▲

Circuit/Court ID: 12

212041


Type of Case: Filings

2016 Average Month:1,547

Jan-Jan 2016 : 1,547

Overall AVG. Month: 1,234

Monthly Summary



Jan 15-Jan 16

Totals

| | 2015 | 2016 |
|----------|--------|-------|
| Civil | 3,811 | 274 |
| Criminal | 6,194 | 525 |
| Other | 4,493 | 748 |
| Total | 14,498 | 1,547 |

Jan --- Jan Filings

1,377

2015

1,547

2016

Jan --- Jan Filings

| | 2015 | 2016 | % Change | Trending |
|----------|-------|-------|----------|----------|
| Civil | 270 | 274 | 1.5% | ▲ |
| Criminal | 606 | 525 | -13.4% | ▼ |
| Other | 501 | 748 | 49.3% | ▲ |
| Total | 1,377 | 1,547 | 12.3% | ▲ |

| | Jan | Feb | Mar | Apr | May | Jun | Jul | Aug | Sep | Oct | Nov | Dec | Thru Jan | % Change | Trending | Total |
|------|-------|-------|-------|-------|-------|-------|-------|-------|-------|-------|-------|-------|----------|----------|----------|--------|
| 2015 | 1,377 | 1,077 | 1,436 | 1,183 | 1,101 | 1,178 | 1,248 | 1,169 | 1,300 | 1,114 | 1,108 | 1,207 | 1,377 | | | 14,498 |
| 2016 | 1,547 | - | - | - | - | - | - | - | - | - | - | - | 1,547 | 12.3% | ▲ | 1,547 |

| | | Jan | Feb | Mar | Apr | May | Jun | Jul | Aug | Sep | Oct | Nov | Dec | Thru Jan | % Change | Trending | Total |
|--|------|-----|-----|-----|-----|-----|-----|-----|-----|-----|-----|-----|-----|----------|----------|----------|-------|
| Administrative Law | 2015 | 2 | 4 | - | 1 | 2 | 1 | 1 | - | - | 3 | - | 3 | 2 | | | 17 |
| | 2016 | 3 | - | - | - | - | - | - | - | - | - | - | - | 3 | 50.0% | ▲ | 3 |
| Capital Murder | 2015 | - | - | - | - | - | 1 | - | - | - | - | 2 | - | 0 | | | 3 |
| | 2016 | - | - | - | - | - | - | - | - | - | - | - | - | - | | | - |
| Contested Divorce | 2015 | 31 | 18 | 27 | 35 | 19 | 38 | 27 | 25 | 32 | 29 | 21 | 27 | 31 | 0.0% | ↔ | 329 |
| | 2016 | 26 | - | - | - | - | - | - | - | - | - | - | - | 26 | -16.1% | ▼ | 26 |
| Domestic and Family - Level 1 | 2015 | 21 | 14 | 32 | 27 | 44 | 32 | 37 | 19 | 35 | 40 | 14 | 32 | 21 | | | 347 |
| | 2016 | 31 | - | - | - | - | - | - | - | - | - | - | - | 31 | 47.6% | ▲ | 31 |
| Domestic and Family - Level 2 | 2015 | 6 | 6 | 11 | 6 | 8 | 6 | 7 | 8 | 7 | 5 | 7 | 4 | 6 | | | 81 |
| | 2016 | 7 | - | - | - | - | - | - | - | - | - | - | - | 7 | 16.7% | ▲ | 7 |
| General Civil - Level 1 | 2015 | 1 | 4 | 2 | 1 | 1 | 1 | 1 | 1 | 1 | 2 | 2 | 4 | 1 | | | 21 |
| General Civil - Level 2 | 2015 | 35 | 50 | 44 | 56 | 56 | 62 | 62 | 41 | 53 | 42 | 51 | 59 | 35 | | | 611 |
| | 2016 | 39 | - | - | - | - | - | - | - | - | - | - | - | 39 | 11.4% | ▲ | 39 |
| General Civil - Level 3 | 2015 | 11 | 20 | 24 | 20 | 47 | 40 | 30 | 18 | 19 | 15 | 14 | 17 | 11 | | | 275 |
| | 2016 | 17 | - | - | - | - | - | - | - | - | - | - | - | 17 | 54.5% | ▲ | 17 |
| Miscellaneous | 2015 | 576 | 408 | 660 | 459 | 339 | 316 | 473 | 473 | 449 | 326 | 382 | 453 | 576 | | | 5,314 |
| | 2016 | 791 | - | - | - | - | - | - | - | - | - | - | - | 791 | 37.3% | ▲ | 791 |
| Misdemeanor | 2015 | 180 | 122 | 165 | 123 | 113 | 177 | 158 | 124 | 166 | 122 | 153 | 128 | 180 | | | 1,731 |
| | 2016 | 137 | - | - | - | - | - | - | - | - | - | - | - | 137 | -23.9% | ▼ | 137 |
| Non-Capital Felonies and Related Matters | 2015 | 383 | 301 | 304 | 312 | 347 | 367 | 318 | 316 | 388 | 379 | 339 | 330 | 383 | | | 4,084 |
| | 2016 | 364 | - | - | - | - | - | - | - | - | - | - | - | 364 | -5.0% | ▼ | 364 |
| Other | 2015 | 17 | 28 | 25 | 40 | 23 | 33 | 30 | 40 | 27 | 47 | 31 | 51 | 17 | | | 392 |
| | 2016 | 39 | - | - | - | - | - | - | - | - | - | - | - | 39 | 129.4% | ▲ | 39 |
| Other Criminally Related Matters | 2015 | 45 | 30 | 40 | 29 | 21 | 33 | 24 | 32 | 43 | 27 | 41 | 25 | 45 | | | 390 |
| | 2016 | 28 | - | - | - | - | - | - | - | - | - | - | - | 28 | -37.8% | ▼ | 28 |
| Probates/Wills and Trusts - Level 1 | 2015 | 1 | - | 1 | 2 | - | 1 | 1 | - | 1 | - | 3 | - | 1 | | | 10 |
| | 2016 | 1 | - | - | - | - | - | - | - | - | - | - | - | 1 | 0.0% | ↔ | 1 |
| Probates/Wills and Trusts - Level 2 | 2015 | 6 | 10 | 9 | 5 | 12 | 6 | 8 | 3 | 9 | 13 | 6 | 6 | 6 | | | 93 |
| | 2016 | 4 | - | - | - | - | - | - | - | - | - | - | - | 4 | -33.3% | ▼ | 4 |
| Protective Orders | 2015 | - | 1 | 1 | 1 | 1 | - | 1 | 5 | 1 | - | 2 | - | 0 | | | 13 |
| Uncontested Divorce | 2015 | 62 | 61 | 91 | 66 | 68 | 64 | 70 | 64 | 69 | 64 | 40 | 68 | 62 | 0.0% | ↔ | 787 |
| | 2016 | 60 | - | - | - | - | - | - | - | - | - | - | - | 60 | -3.2% | ▼ | 60 |

Court: Colonial Heights Circuit

Start/End Date: Jan-15 / Jan-16

2015 Average Month: 154

Jan-Jan 2015: 144

Filings Trending: ▼

Circuit/Court ID: 12

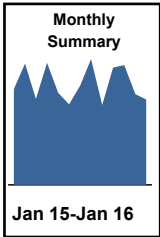
212570

Type of Case: Filings

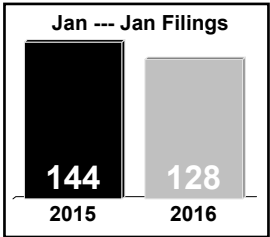
2016 Average Month:128

Jan-Jan 2016 : 128

Overall AVG. Month: 152



| Totals | | |
|----------|-------|------|
| | 2015 | 2016 |
| Civil | 294 | 12 |
| Criminal | 1,209 | 74 |
| Other | 344 | 42 |
| Total | 1,847 | 128 |



| Jan --- Jan Filings | | | | |
|---------------------|------|------|----------|----------|
| | 2015 | 2016 | % Change | Trending |
| Civil | 20 | 12 | -40.0% | ▼ |
| Criminal | 85 | 74 | -12.9% | ▼ |
| Other | 39 | 42 | 7.7% | ▲ |
| Total | 144 | 128 | -11.1% | ▼ |

| | Jan | Feb | Mar | Apr | May | Jun | Jul | Aug | Sep | Oct | Nov | Dec | Thru Jan | % Change | Trending | Total |
|------|-----|-----|-----|-----|-----|-----|-----|-----|-----|-----|-----|-----|----------|----------|----------|-------|
| 2015 | 144 | 182 | 129 | 183 | 138 | 121 | 149 | 189 | 120 | 176 | 180 | 136 | 144 | | | 1,847 |
| 2016 | 128 | - | - | - | - | - | - | - | - | - | - | - | 128 | -11.1% | ▼ | 128 |

| | | Jan | Feb | Mar | Apr | May | Jun | Jul | Aug | Sep | Oct | Nov | Dec | Thru Jan | % Change | Trending | Total |
|--|------|-----|-----|-----|-----|-----|-----|-----|-----|-----|-----|-----|-----|----------|----------|----------|-------|
| Administrative Law | 2015 | - | 1 | - | - | - | - | 1 | - | - | - | - | - | 0 | | | 2 |
| Contested Divorce | 2015 | 3 | 1 | 2 | 1 | 3 | 2 | 5 | 1 | 4 | 4 | 4 | 6 | 3 | 0.0% | ↔ | 36 |
| | 2016 | 2 | - | - | - | - | - | - | - | - | - | - | - | 2 | -33.3% | ▼ | 2 |
| Domestic and Family - Level 1 | 2015 | 2 | - | 2 | 2 | - | - | 3 | 3 | 2 | 5 | 5 | 6 | 2 | | | 30 |
| | 2016 | 2 | - | - | - | - | - | - | - | - | - | - | - | 2 | 0.0% | ↔ | 2 |
| Domestic and Family - Level 2 | 2015 | - | - | - | - | 1 | - | 1 | - | - | - | 1 | - | 0 | | | 3 |
| General Civil - Level 1 | 2015 | - | - | - | - | - | - | 2 | - | - | - | - | - | 0 | 0.0% | ↔ | 2 |
| | 2016 | 1 | - | - | - | - | - | - | - | - | - | - | - | 1 | 0.0% | ↔ | 1 |
| General Civil - Level 2 | 2015 | 2 | 3 | 4 | 2 | 2 | 2 | - | 2 | - | 1 | 1 | 3 | 2 | | | 22 |
| | 2016 | 2 | - | - | - | - | - | - | - | - | - | - | - | 2 | 0.0% | ↔ | 2 |
| General Civil - Level 3 | 2015 | - | - | 2 | 3 | 2 | 1 | - | 5 | 1 | 3 | - | 6 | 0 | | | 23 |
| Miscellaneous | 2015 | 33 | 32 | 34 | 29 | 21 | 21 | 33 | 26 | 21 | 38 | 32 | 52 | 33 | 0.0% | ↔ | 372 |
| | 2016 | 37 | - | - | - | - | - | - | - | - | - | - | - | 37 | 12.1% | ▲ | 37 |
| Misdemeanor | 2015 | 37 | 23 | 26 | 35 | 49 | 35 | 35 | 26 | 19 | 44 | 42 | 19 | 37 | | | 390 |
| | 2016 | 22 | - | - | - | - | - | - | - | - | - | - | - | 22 | -40.5% | ▼ | 22 |
| Non-Capital Felonies and Related Matters | 2015 | 45 | 106 | 41 | 83 | 51 | 33 | 55 | 101 | 55 | 59 | 84 | 32 | 45 | | | 745 |
| | 2016 | 42 | - | - | - | - | - | - | - | - | - | - | - | 42 | -6.7% | ▼ | 42 |
| Other | 2015 | 15 | 5 | 10 | 11 | 3 | 5 | 2 | 7 | 7 | 4 | 5 | 2 | 15 | | | 76 |
| | 2016 | 7 | - | - | - | - | - | - | - | - | - | - | - | 7 | -53.3% | ▼ | 7 |
| Other Criminally Related Matters | 2015 | 3 | 7 | - | 8 | 2 | 11 | 7 | 11 | 2 | 14 | 3 | 6 | 3 | | | 74 |
| | 2016 | 10 | - | - | - | - | - | - | - | - | - | - | - | 10 | 233.3% | ▲ | 10 |
| Probates/Wills and Trusts - Le | 2015 | 1 | 1 | - | 1 | 1 | - | - | 1 | - | 1 | - | 1 | 1 | | | 7 |
| Uncontested Divorce | 2015 | 3 | 3 | 8 | 8 | 3 | 11 | 5 | 6 | 9 | 3 | 3 | 3 | 3 | | | 65 |
| | 2016 | 3 | - | - | - | - | - | - | - | - | - | - | - | 3 | 0.0% | ↔ | 3 |

Court: Richmond Circuit

Start/End Date: Jan-15 / Jan-16

2015 Average Month: 1,201

Jan-Jan 2015: 1,224

Filings Trending: ▼

Circuit/Court ID: 13

213760


Type of Case: Filings

2016 Average Month:1,106

Jan-Jan 2016 : 1,106

Overall AVG. Month: 1,194

Monthly Summary

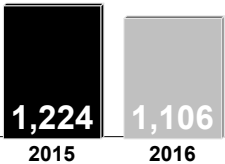


Jan 15-Jan 16

Totals

| | 2015 | 2016 |
|----------|--------|-------|
| Civil | 4,695 | 287 |
| Criminal | 6,468 | 547 |
| Other | 3,249 | 272 |
| Total | 14,412 | 1,106 |

Jan --- Jan Filings



1,224 1,106

2015 2016

Jan --- Jan Filings

| | 2015 | 2016 | % Change | Trending |
|----------|-------|-------|----------|----------|
| Civil | 319 | 287 | -10.0% | ▼ |
| Criminal | 660 | 547 | -17.1% | ▼ |
| Other | 245 | 272 | 11.0% | ▲ |
| Total | 1,224 | 1,106 | -9.6% | ▼ |

| | Jan | Feb | Mar | Apr | May | Jun | Jul | Aug | Sep | Oct | Nov | Dec | Thru Jan | % Change | Trending | Total |
|------|-------|-------|-------|-------|-------|-------|-------|-------|-------|-------|-------|-------|----------|----------|----------|--------|
| 2015 | 1,224 | 1,110 | 1,362 | 1,252 | 1,118 | 1,375 | 1,339 | 1,204 | 1,063 | 1,230 | 1,077 | 1,058 | 1,224 | | | 14,412 |
| 2016 | 1,106 | - | - | - | - | - | - | - | - | - | - | - | 1,106 | -9.6% | ▼ | 1,106 |

| | | Jan | Feb | Mar | Apr | May | Jun | Jul | Aug | Sep | Oct | Nov | Dec | Thru Jan | % Change | Trending | Total |
|--|------|-----|-----|-----|-----|-----|-----|-----|-----|-----|-----|-----|-----|----------|----------|----------|-------|
| Administrative Law | 2015 | 2 | 3 | 3 | 1 | 1 | 3 | 5 | 2 | - | 8 | 3 | 4 | 2 | | | 35 |
| | 2016 | 2 | - | - | - | - | - | - | - | - | - | - | - | 2 | 0.0% | ↔ | 2 |
| Capital Murder | 2015 | - | 3 | 2 | - | - | - | - | - | - | - | - | - | 0 | | | 5 |
| | 2016 | 1 | - | - | - | - | - | - | - | - | - | - | - | 1 | 0.0% | ↔ | 1 |
| Contested Divorce | 2015 | 16 | 17 | 24 | 21 | 15 | 26 | 15 | 17 | 15 | 11 | 15 | 14 | 16 | | | 206 |
| | 2016 | 13 | - | - | - | - | - | - | - | - | - | - | - | 13 | -18.8% | ▼ | 13 |
| Domestic and Family - Level 1 | 2015 | 12 | 4 | 12 | 10 | 10 | 14 | 26 | 16 | 18 | 14 | 10 | 33 | 12 | | | 179 |
| | 2016 | 3 | - | - | - | - | - | - | - | - | - | - | - | 3 | -75.0% | ▼ | 3 |
| Domestic and Family - Level 2 | 2015 | 10 | 10 | 9 | 9 | 14 | 6 | 14 | 8 | 9 | 11 | 5 | 25 | 10 | | | 130 |
| | 2016 | 10 | - | - | - | - | - | - | - | - | - | - | - | 10 | 0.0% | ↔ | 10 |
| General Civil - Level 1 | 2015 | 1 | 3 | 7 | 8 | 3 | 4 | 7 | 2 | 6 | 4 | 7 | 8 | 1 | | | 60 |
| | 2016 | 3 | - | - | - | - | - | - | - | - | - | - | - | 3 | 200.0% | ▲ | 3 |
| General Civil - Level 2 | 2015 | 93 | 80 | 93 | 90 | 107 | 115 | 132 | 101 | 95 | 111 | 76 | 94 | 93 | | | 1,187 |
| | 2016 | 89 | - | - | - | - | - | - | - | - | - | - | - | 89 | -4.3% | ▼ | 89 |
| General Civil - Level 3 | 2015 | 37 | 47 | 33 | 33 | 31 | 42 | 55 | 44 | 27 | 25 | 30 | 35 | 37 | | | 439 |
| | 2016 | 30 | - | - | - | - | - | - | - | - | - | - | - | 30 | -18.9% | ▼ | 30 |
| Miscellaneous | 2015 | 195 | 199 | 329 | 272 | 223 | 261 | 236 | 235 | 250 | 251 | 228 | 259 | 195 | | | 2,938 |
| | 2016 | 219 | - | - | - | - | - | - | - | - | - | - | - | 219 | 12.3% | ▲ | 219 |
| Misdemeanor | 2015 | 124 | 90 | 101 | 104 | 84 | 106 | 132 | 101 | 91 | 117 | 79 | 85 | 124 | | | 1,214 |
| | 2016 | 106 | - | - | - | - | - | - | - | - | - | - | - | 106 | -14.5% | ▼ | 106 |
| Non-Capital Felonies and Related Matters | 2015 | 483 | 397 | 442 | 396 | 342 | 427 | 421 | 415 | 391 | 386 | 365 | 281 | 483 | | | 4,746 |
| | 2016 | 421 | - | - | - | - | - | - | - | - | - | - | - | 421 | -12.8% | ▼ | 421 |
| Other | 2015 | 163 | 162 | 223 | 175 | 207 | 252 | 210 | 175 | 120 | 161 | 185 | 139 | 163 | | | 2,172 |
| | 2016 | 152 | - | - | - | - | - | - | - | - | - | - | - | 152 | -6.7% | ▼ | 152 |
| Other Criminally Related Matters | 2015 | 56 | 35 | 34 | 76 | 41 | 56 | 38 | 41 | 6 | 86 | 29 | 34 | 56 | | | 532 |
| | 2016 | 19 | - | - | - | - | - | - | - | - | - | - | - | 19 | -66.1% | ▼ | 19 |
| Probates/Wills and Trusts - Le | 2015 | - | - | 1 | 1 | 1 | 1 | 1 | - | 1 | 1 | - | - | 0 | | | 7 |
| Probates/Wills and Trusts - Level 2 | 2015 | 7 | 12 | 8 | 6 | 9 | 11 | 7 | 7 | 6 | 9 | 5 | 19 | 7 | 0.0% | ↔ | 106 |
| | 2016 | 8 | - | - | - | - | - | - | - | - | - | - | - | 8 | 14.3% | ▲ | 8 |
| Uncontested Divorce | 2015 | 25 | 48 | 41 | 50 | 30 | 51 | 40 | 40 | 28 | 35 | 40 | 28 | 25 | | | 456 |
| | 2016 | 30 | - | - | - | - | - | - | - | - | - | - | - | 30 | 20.0% | ▲ | 30 |

Court: Henrico Circuit

Start/End Date: Jan-15 / Jan-16

2015 Average Month: 1,010

Jan-Jan 2015: 913

Filings Trending: ▲

Circuit/Court ID: 14

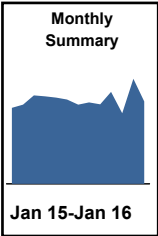
214087

Type of Case: Filings

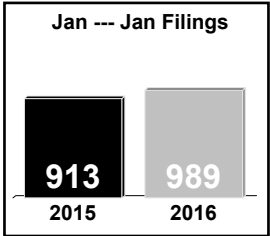
2016 Average Month:989

Jan-Jan 2016 : 989

Overall AVG. Month: 1,009



| Totals | | |
|----------|--------|------|
| | 2015 | 2016 |
| Civil | 3,626 | 226 |
| Criminal | 5,301 | 365 |
| Other | 3,198 | 398 |
| Total | 12,125 | 989 |



| Jan --- Jan Filings | | | | |
|---------------------|------|------|----------|----------|
| | 2015 | 2016 | % Change | Trending |
| Civil | 245 | 226 | -7.8% | ▼ |
| Criminal | 425 | 365 | -14.1% | ▼ |
| Other | 243 | 398 | 63.8% | ▲ |
| Total | 913 | 989 | 8.3% | ▲ |

| | Jan | Feb | Mar | Apr | May | Jun | Jul | Aug | Sep | Oct | Nov | Dec | Thru Jan | % Change | Trending | Total |
|------|-----|-----|-------|-------|-------|-------|-----|-----|-----|-------|-----|-------|----------|----------|----------|--------|
| 2015 | 913 | 951 | 1,064 | 1,052 | 1,035 | 1,013 | 949 | 976 | 955 | 1,105 | 849 | 1,263 | 913 | | | 12,125 |
| 2016 | 989 | - | - | - | - | - | - | - | - | - | - | - | 989 | 8.3% | ▲ | 989 |

| | | Jan | Feb | Mar | Apr | May | Jun | Jul | Aug | Sep | Oct | Nov | Dec | Thru Jan | % Change | Trending | Total |
|--|------|-----|-----|-----|-----|-----|-----|-----|-----|-----|-----|-----|-----|----------|----------|----------|-------|
| Administrative Law | 2015 | 1 | 1 | - | 2 | - | - | 1 | - | - | 1 | 3 | 1 | 1 | | | 10 |
| | 2016 | 1 | - | - | - | - | - | - | - | - | - | - | - | 1 | 0.0% | ↔ | 1 |
| Capital Murder | 2015 | - | - | - | - | 1 | - | - | - | - | - | - | - | 0 | | | 1 |
| | 2016 | - | - | - | - | - | - | - | - | - | - | - | - | - | | | - |
| Contested Divorce | 2015 | 31 | 25 | 40 | 22 | 22 | 35 | 28 | 28 | 29 | 23 | 16 | 16 | 31 | 0.0% | ↔ | 315 |
| | 2016 | 16 | - | - | - | - | - | - | - | - | - | - | - | 16 | -48.4% | ▼ | 16 |
| Domestic and Family - Level 1 | 2015 | 11 | 7 | 10 | 10 | 9 | 25 | 16 | 18 | 14 | 25 | 20 | 19 | 11 | | | 184 |
| | 2016 | 3 | - | - | - | - | - | - | - | - | - | - | - | 3 | -72.7% | ▼ | 3 |
| Domestic and Family - Level 2 | 2015 | 4 | 7 | 9 | 16 | 6 | 7 | 9 | 8 | 9 | 8 | 8 | 10 | 4 | | | 101 |
| | 2016 | 11 | - | - | - | - | - | - | - | - | - | - | - | 11 | 175.0% | ▲ | 11 |
| General Civil - Level 1 | 2015 | 5 | 2 | - | 1 | 2 | 1 | - | 3 | 3 | 4 | - | 2 | 5 | | | 23 |
| | 2016 | 4 | - | - | - | - | - | - | - | - | - | - | - | 4 | -20.0% | ▼ | 4 |
| General Civil - Level 2 | 2015 | 35 | 52 | 44 | 55 | 61 | 54 | 53 | 38 | 68 | 44 | 44 | 55 | 35 | | | 603 |
| | 2016 | 49 | - | - | - | - | - | - | - | - | - | - | - | 49 | 40.0% | ▲ | 49 |
| General Civil - Level 3 | 2015 | 11 | 20 | 25 | 26 | 20 | 27 | 21 | 44 | 18 | 25 | 19 | 21 | 11 | | | 277 |
| | 2016 | 20 | - | - | - | - | - | - | - | - | - | - | - | 20 | 81.8% | ▲ | 20 |
| Miscellaneous | 2015 | 290 | 340 | 386 | 318 | 325 | 305 | 280 | 323 | 305 | 362 | 312 | 564 | 290 | | | 4,110 |
| | 2016 | 455 | - | - | - | - | - | - | - | - | - | - | - | 455 | 56.9% | ▲ | 455 |
| Misdemeanor | 2015 | 79 | 104 | 124 | 96 | 118 | 160 | 102 | 110 | 117 | 137 | 79 | 128 | 79 | | | 1,354 |
| | 2016 | 88 | - | - | - | - | - | - | - | - | - | - | - | 88 | 11.4% | ▲ | 88 |
| Non-Capital Felonies and Related Matters | 2015 | 307 | 256 | 291 | 374 | 341 | 247 | 292 | 283 | 260 | 346 | 228 | 298 | 307 | | | 3,523 |
| | 2016 | 243 | - | - | - | - | - | - | - | - | - | - | - | 243 | -20.8% | ▼ | 243 |
| Other | 2015 | 31 | 27 | 29 | 25 | 20 | 32 | 30 | 35 | 24 | 38 | 29 | 36 | 31 | | | 356 |
| | 2016 | 25 | - | - | - | - | - | - | - | - | - | - | - | 25 | -19.4% | ▼ | 25 |
| Other Criminally Related Matters | 2015 | 41 | 31 | 33 | 33 | 45 | 48 | 36 | 32 | 37 | 31 | 37 | 36 | 41 | | | 440 |
| | 2016 | 34 | - | - | - | - | - | - | - | - | - | - | - | 34 | -17.1% | ▼ | 34 |
| Probates/Wills and Trusts - Le | 2015 | - | - | - | - | - | 1 | 1 | 1 | 1 | 1 | - | - | 0 | | | 5 |
| | 2016 | - | - | - | - | - | - | - | - | - | - | - | - | - | | | - |
| Probates/Wills and Trusts - Level 2 | 2015 | 10 | 12 | - | 5 | 5 | 12 | 9 | 8 | 7 | 5 | 6 | 7 | 10 | 0.0% | ↔ | 86 |
| | 2016 | 3 | - | - | - | - | - | - | - | - | - | - | - | 3 | -70.0% | ▼ | 3 |
| Protective Orders | 2015 | - | - | - | - | - | - | - | - | - | 2 | - | 1 | 0 | | | 3 |
| | 2016 | 1 | - | - | - | - | - | - | - | - | - | - | - | 1 | 0.0% | ↔ | 1 |
| Uncontested Divorce | 2015 | 57 | 67 | 73 | 69 | 60 | 59 | 71 | 45 | 63 | 53 | 48 | 69 | 57 | | | 734 |
| | 2016 | 36 | - | - | - | - | - | - | - | - | - | - | - | 36 | -36.8% | ▼ | 36 |

Court: Caroline Circuit

Start/End Date: Jan-15 / Jan-16

2015 Average Month: 175

Jan-Jan 2015: 211

Filings Trending: ▼

Circuit/Court ID: 15

215033


Type of Case: Filings

2016 Average Month:136

Jan-Jan 2016 : 136

Overall AVG. Month: 172

Monthly Summary



Jan 15-Jan 16

Totals

| | 2015 | 2016 |
|----------|-------|------|
| Civil | 382 | 33 |
| Criminal | 1,026 | 42 |
| Other | 690 | 61 |
| Total | 2,098 | 136 |

Jan --- Jan Filings

211

2015

136

2016

Jan --- Jan Filings

| | 2015 | 2016 | % Change | Trending |
|----------|------|------|----------|----------|
| Civil | 24 | 33 | 37.5% | ▲ |
| Criminal | 144 | 42 | -70.8% | ▼ |
| Other | 43 | 61 | 41.9% | ▲ |
| Total | 211 | 136 | -35.5% | ▼ |

| | Jan | Feb | Mar | Apr | May | Jun | Jul | Aug | Sep | Oct | Nov | Dec | Thru Jan | % Change | Trending | Total |
|------|-----|-----|-----|-----|-----|-----|-----|-----|-----|-----|-----|-----|----------|----------|----------|-------|
| 2015 | 211 | 144 | 259 | 164 | 205 | 183 | 139 | 182 | 156 | 132 | 133 | 190 | 211 | | | 2,098 |
| 2016 | 136 | - | - | - | - | - | - | - | - | - | - | - | 136 | -35.5% | ▼ | 136 |

| | | Jan | Feb | Mar | Apr | May | Jun | Jul | Aug | Sep | Oct | Nov | Dec | Thru Jan | % Change | Trending | Total |
|--|------|-----|-----|-----|-----|-----|-----|-----|-----|-----|-----|-----|-----|----------|----------|----------|-------|
| Administrative Law | 2015 | - | - | 1 | 2 | - | - | - | - | - | - | - | - | 0 | | | 3 |
| | 2016 | 1 | - | - | - | - | - | - | - | - | - | - | - | 1 | 0.0% | ↔ | 1 |
| Capital Murder | 2015 | 1 | - | - | - | - | - | - | - | - | - | - | - | 1 | | | 1 |
| Contested Divorce | 2015 | 1 | 2 | 3 | - | 1 | 2 | 2 | 1 | 1 | 3 | - | 1 | 1 | | | 17 |
| Domestic and Family - Level 1 | 2015 | 1 | 1 | 6 | 1 | 4 | 3 | 13 | 15 | 4 | 2 | 7 | 12 | 1 | | | 69 |
| | 2016 | 6 | - | - | - | - | - | - | - | - | - | - | - | 6 | 500.0% | ▲ | 6 |
| Domestic and Family - Level 2 | 2015 | - | 1 | - | 1 | 3 | 2 | 1 | 1 | 2 | - | - | 1 | 0 | | | 12 |
| | 2016 | 1 | - | - | - | - | - | - | - | - | - | - | - | 1 | 0.0% | ↔ | 1 |
| General Civil - Level 1 | 2015 | - | - | - | - | - | 2 | - | - | 1 | - | - | 1 | 0 | | | 4 |
| General Civil - Level 2 | 2015 | 10 | 6 | 3 | 4 | 6 | 4 | 6 | 3 | 8 | 4 | 1 | 3 | 10 | 0.0% | ↔ | 58 |
| | 2016 | 3 | - | - | - | - | - | - | - | - | - | - | - | 3 | -70.0% | ▼ | 3 |
| General Civil - Level 3 | 2015 | 2 | - | 6 | 3 | 2 | 3 | 1 | 4 | 4 | 5 | - | 2 | 2 | | | 32 |
| | 2016 | 6 | - | - | - | - | - | - | - | - | - | - | - | 6 | 200.0% | ▲ | 6 |
| Miscellaneous | 2015 | 44 | 49 | 73 | 54 | 55 | 52 | 53 | 57 | 48 | 48 | 44 | 83 | 44 | | | 660 |
| | 2016 | 72 | - | - | - | - | - | - | - | - | - | - | - | 72 | 63.6% | ▲ | 72 |
| Misdemeanor | 2015 | 26 | 18 | 20 | 13 | 19 | 21 | 16 | 24 | 13 | 13 | 30 | 18 | 26 | | | 231 |
| | 2016 | 8 | - | - | - | - | - | - | - | - | - | - | - | 8 | -69.2% | ▼ | 8 |
| Non-Capital Felonies and Related Matters | 2015 | 115 | 40 | 119 | 70 | 90 | 74 | 34 | 50 | 54 | 36 | 32 | 20 | 115 | | | 734 |
| | 2016 | 31 | - | - | - | - | - | - | - | - | - | - | - | 31 | -73.0% | ▼ | 31 |
| Other | 2015 | 5 | 13 | 18 | 6 | 16 | 6 | 9 | 13 | 13 | 11 | 7 | 39 | 5 | | | 156 |
| | 2016 | 2 | - | - | - | - | - | - | - | - | - | - | - | 2 | -60.0% | ▼ | 2 |
| Other Criminally Related Matters | 2015 | 2 | 8 | 5 | 7 | 4 | 10 | - | 3 | 6 | 6 | 3 | 7 | 2 | | | 61 |
| | 2016 | 3 | - | - | - | - | - | - | - | - | - | - | - | 3 | 50.0% | ▲ | 3 |
| Probates/Wills and Trusts - Level 2 | 2015 | 2 | 1 | 3 | - | - | - | - | 9 | 1 | - | 5 | - | 2 | | | 21 |
| | 2016 | 2 | - | - | - | - | - | - | - | - | - | - | - | 2 | 0.0% | ↔ | 2 |
| Uncontested Divorce | 2015 | 2 | 5 | 2 | 3 | 5 | 4 | 4 | 2 | 1 | 4 | 4 | 3 | 2 | | | 39 |
| | 2016 | 1 | - | - | - | - | - | - | - | - | - | - | - | 1 | -50.0% | ▼ | 1 |

Court: Essex Circuit

Start/End Date: Jan-15 / Jan-16

2015 Average Month: 50

Jan-Jan 2015: 63

Filings Trending: ▼

Circuit/Court ID: 15

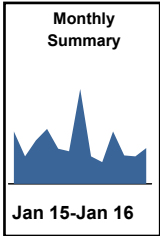
215057

Type of Case: Filings

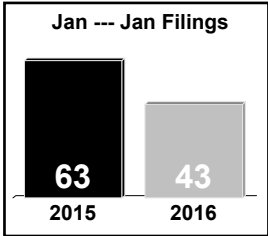
2016 Average Month:43

Jan-Jan 2016 : 43

Overall AVG. Month: 49



| Totals | | |
|----------|------|------|
| | 2015 | 2016 |
| Civil | 137 | 7 |
| Criminal | 282 | 22 |
| Other | 179 | 14 |
| Total | 598 | 43 |



| Jan --- Jan Filings | | | | |
|---------------------|------|------|----------|----------|
| | 2015 | 2016 | % Change | Trending |
| Civil | 8 | 7 | -12.5% | ▼ |
| Criminal | 38 | 22 | -42.1% | ▼ |
| Other | 17 | 14 | -17.6% | ▼ |
| Total | 63 | 43 | -31.7% | ▼ |

| | Jan | Feb | Mar | Apr | May | Jun | Jul | Aug | Sep | Oct | Nov | Dec | Thru Jan | % Change | Trending | Total |
|------|-----|-----|-----|-----|-----|-----|-----|-----|-----|-----|-----|-----|----------|----------|----------|-------|
| 2015 | 63 | 33 | 52 | 66 | 42 | 39 | 114 | 33 | 26 | 63 | 34 | 33 | 63 | | | 598 |
| 2016 | 43 | - | - | - | - | - | - | - | - | - | - | - | 43 | -31.7% | ▼ | 43 |

| | | Jan | Feb | Mar | Apr | May | Jun | Jul | Aug | Sep | Oct | Nov | Dec | Thru Jan | % Change | Trending | Total |
|--|------|-----|-----|-----|-----|-----|-----|-----|-----|-----|-----|-----|-----|----------|----------|----------|-------|
| Contested Divorce | 2015 | 1 | 1 | - | 2 | - | 1 | - | - | 1 | - | 1 | - | 1 | | | 7 |
| Domestic and Family - Level 1 | 2015 | - | - | 6 | 2 | 1 | - | 4 | - | 3 | - | - | - | 0 | | | 16 |
| Domestic and Family - Level 2 | 2015 | - | - | - | - | - | 1 | - | - | - | - | - | - | 0 | 0.0% | ↔ | 1 |
| General Civil - Level 1 | 2015 | - | - | - | - | - | 1 | - | - | - | - | - | - | 0 | 0.0% | ↔ | 1 |
| General Civil - Level 2 | 2015 | 1 | 2 | 2 | 1 | 2 | 3 | 3 | 4 | 1 | 3 | 2 | - | 1 | 0.0% | ↔ | 24 |
| | 2016 | 2 | - | - | - | - | - | - | - | - | - | - | - | 2 | 100.0% | ▲ | 2 |
| General Civil - Level 3 | 2015 | 1 | - | 2 | - | - | 1 | 3 | 5 | 2 | - | - | - | 1 | | | 14 |
| | 2016 | 1 | - | - | - | - | - | - | - | - | - | - | - | 1 | 0.0% | ↔ | 1 |
| Miscellaneous | 2015 | 21 | 20 | 33 | 18 | 18 | 16 | 16 | 12 | 14 | 17 | 19 | 21 | 21 | | | 225 |
| | 2016 | 17 | - | - | - | - | - | - | - | - | - | - | - | 17 | -19.0% | ▼ | 17 |
| Misdemeanor | 2015 | 7 | 3 | 4 | 3 | - | 5 | 8 | 4 | 1 | 3 | 1 | 5 | 7 | | | 44 |
| | 2016 | 2 | - | - | - | - | - | - | - | - | - | - | - | 2 | -71.4% | ▼ | 2 |
| Non-Capital Felonies and Related Matters | 2015 | 30 | 5 | 4 | 31 | 14 | 5 | 73 | 6 | 3 | 28 | 8 | 4 | 30 | | | 211 |
| | 2016 | 18 | - | - | - | - | - | - | - | - | - | - | - | 18 | -40.0% | ▼ | 18 |
| Other Criminally Related Matters | 2015 | 1 | - | - | 5 | 1 | 3 | 3 | 2 | - | 9 | 2 | 2 | 1 | | | 28 |
| | 2016 | 2 | - | - | - | - | - | - | - | - | - | - | - | 2 | 100.0% | ▲ | 2 |
| Probates/Wills and Trusts - Le | 2015 | - | - | - | - | 1 | - | - | - | - | - | 1 | - | 0 | | | 2 |
| Uncontested Divorce | 2015 | 1 | 2 | 1 | 4 | 5 | 3 | 4 | - | 1 | 3 | - | 1 | 1 | 0.0% | ↔ | 25 |
| | 2016 | 1 | - | - | - | - | - | - | - | - | - | - | - | 1 | 0.0% | ↔ | 1 |

Court: Hanover Circuit

Start/End Date: Jan-15 / Jan-16

2015 Average Month: 493

Jan-Jan 2015: 495

Filings Trending: ▲

Circuit/Court ID: 15

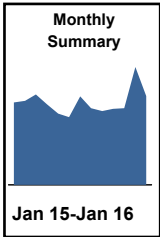
215085

Type of Case: Filings

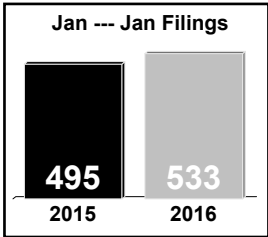
2016 Average Month:533

Jan-Jan 2016 : 533

Overall AVG. Month: 496



| Totals | | |
|----------|-------|------|
| | 2015 | 2016 |
| Civil | 1,581 | 112 |
| Criminal | 2,398 | 168 |
| Other | 1,938 | 253 |
| Total | 5,917 | 533 |



| Jan --- Jan Filings | | | | |
|---------------------|------|------|----------|----------|
| | 2015 | 2016 | % Change | Trending |
| Civil | 143 | 112 | -21.7% | ▼ |
| Criminal | 182 | 168 | -7.7% | ▼ |
| Other | 170 | 253 | 48.8% | ▲ |
| Total | 495 | 533 | 7.7% | ▲ |

| | Jan | Feb | Mar | Apr | May | Jun | Jul | Aug | Sep | Oct | Nov | Dec | Thru Jan | % Change | Trending | Total |
|------|-----|-----|-----|-----|-----|-----|-----|-----|-----|-----|-----|-----|----------|----------|----------|-------|
| 2015 | 495 | 505 | 543 | 484 | 427 | 406 | 532 | 460 | 442 | 456 | 460 | 707 | 495 | | | 5,917 |
| 2016 | 533 | - | - | - | - | - | - | - | - | - | - | - | 533 | 7.7% | ▲ | 533 |

| | | Jan | Feb | Mar | Apr | May | Jun | Jul | Aug | Sep | Oct | Nov | Dec | Thru Jan | % Change | Trending | Total |
|--|------|-----|-----|-----|-----|-----|-----|-----|-----|-----|-----|-----|-----|----------|----------|----------|-------|
| Administrative Law | 2015 | - | 1 | 1 | 1 | 1 | 1 | - | 1 | - | 3 | - | - | 0 | | | 9 |
| Contested Divorce | 2015 | 22 | 21 | 26 | 18 | 19 | 17 | 15 | 16 | 19 | 14 | 13 | 23 | 22 | 0.0% | ↔ | 223 |
| | 2016 | 8 | - | - | - | - | - | - | - | - | - | - | - | 8 | -63.6% | ▼ | 8 |
| Domestic and Family - Level 1 | 2015 | 8 | 8 | 8 | 4 | 9 | 3 | 8 | 11 | 8 | 6 | 9 | 7 | 8 | | | 89 |
| | 2016 | 11 | - | - | - | - | - | - | - | - | - | - | - | 11 | 37.5% | ▲ | 11 |
| Domestic and Family - Level 2 | 2015 | 2 | 2 | 5 | 3 | 2 | 3 | 5 | 5 | 3 | 4 | 1 | 6 | 2 | | | 41 |
| General Civil - Level 1 | 2015 | - | - | - | 1 | 1 | - | - | - | 2 | 2 | - | - | 0 | | | 6 |
| | 2016 | 1 | - | - | - | - | - | - | - | - | - | - | - | 1 | 0.0% | ↔ | 1 |
| General Civil - Level 2 | 2015 | 13 | 18 | 15 | 16 | 16 | 17 | 12 | 14 | 11 | 11 | 16 | 10 | 13 | | | 169 |
| | 2016 | 10 | - | - | - | - | - | - | - | - | - | - | - | 10 | -23.1% | ▼ | 10 |
| General Civil - Level 3 | 2015 | 5 | 12 | 9 | 10 | 6 | 11 | 14 | 6 | 8 | 14 | 9 | 3 | 5 | | | 107 |
| | 2016 | 6 | - | - | - | - | - | - | - | - | - | - | - | 6 | 20.0% | ▲ | 6 |
| Miscellaneous | 2015 | 198 | 180 | 203 | 144 | 135 | 124 | 163 | 184 | 155 | 155 | 209 | 385 | 198 | | | 2,235 |
| | 2016 | 289 | - | - | - | - | - | - | - | - | - | - | - | 289 | 46.0% | ▲ | 289 |
| Misdemeanor | 2015 | 63 | 88 | 79 | 64 | 66 | 58 | 101 | 60 | 83 | 64 | 58 | 73 | 63 | | | 857 |
| | 2016 | 61 | - | - | - | - | - | - | - | - | - | - | - | 61 | -3.2% | ▼ | 61 |
| Non-Capital Felonies and Related Matters | 2015 | 107 | 105 | 141 | 144 | 118 | 94 | 144 | 95 | 93 | 130 | 84 | 146 | 107 | | | 1,401 |
| | 2016 | 98 | - | - | - | - | - | - | - | - | - | - | - | 98 | -8.4% | ▼ | 98 |
| Other | 2015 | 7 | 6 | 5 | 5 | 8 | 10 | 10 | 6 | 7 | 9 | 6 | 1 | 7 | | | 80 |
| | 2016 | 3 | - | - | - | - | - | - | - | - | - | - | - | 3 | -57.1% | ▼ | 3 |
| Other Criminally Related Matters | 2015 | 13 | 6 | 7 | 13 | 5 | 19 | 18 | 12 | 16 | 11 | 11 | 15 | 13 | | | 146 |
| | 2016 | 9 | - | - | - | - | - | - | - | - | - | - | - | 9 | -30.8% | ▼ | 9 |
| Probates/Wills and Trusts - Le | 2015 | - | - | - | - | - | - | - | - | - | - | 1 | - | 0 | | | 1 |
| Probates/Wills and Trusts - Level 2 | 2015 | 1 | - | 1 | 6 | 2 | 5 | 1 | 3 | - | 2 | 1 | 1 | 1 | 0.0% | ↔ | 23 |
| | 2016 | 3 | - | - | - | - | - | - | - | - | - | - | - | 3 | 200.0% | ▲ | 3 |
| Uncontested Divorce | 2015 | 56 | 58 | 43 | 55 | 39 | 44 | 41 | 47 | 37 | 31 | 42 | 37 | 56 | | | 530 |
| | 2016 | 34 | - | - | - | - | - | - | - | - | - | - | - | 34 | -39.3% | ▼ | 34 |

Court: King George Circuit

Start/End Date: Jan-15 / Jan-16

2015 Average Month: 76

Jan-Jan 2015: 51

Filings Trending: ▲

Circuit/Court ID: 15

215099

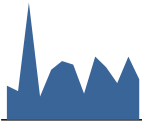
Type of Case: Filings

2016 Average Month:61

Jan-Jan 2016 : 61

Overall AVG. Month: 75

Monthly Summary

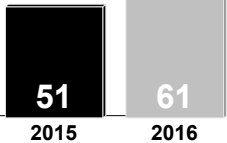


Jan 15-Jan 16

Totals

| | 2015 | 2016 |
|----------|------|------|
| Civil | 217 | 22 |
| Criminal | 697 | 39 |
| Total | 914 | 61 |

Jan --- Jan Filings



Jan --- Jan Filings

| | 2015 | 2016 | % Change | Trending |
|----------|------|------|----------|----------|
| Civil | 16 | 22 | 37.5% | ▲ |
| Criminal | 35 | 39 | 11.4% | ▲ |
| Total | 51 | 61 | 19.6% | ▲ |

| | Jan | Feb | Mar | Apr | May | Jun | Jul | Aug | Sep | Oct | Nov | Dec | Thru Jan | % Change | Trending | Total |
|------|-----|-----|-----|-----|-----|-----|-----|-----|-----|-----|-----|-----|----------|----------|----------|-------|
| 2015 | 51 | 43 | 176 | 35 | 75 | 88 | 83 | 39 | 95 | 79 | 55 | 95 | 51 | | | 914 |
| 2016 | 61 | - | - | - | - | - | - | - | - | - | - | - | 61 | 19.6% | ▲ | 61 |

| | | Jan | Feb | Mar | Apr | May | Jun | Jul | Aug | Sep | Oct | Nov | Dec | Thru Jan | % Change | Trending | Total |
|--|------|-----|-----|-----|-----|-----|-----|-----|-----|-----|-----|-----|-----|----------|----------|----------|-------|
| Contested Divorce | 2015 | 1 | 1 | 1 | 2 | 1 | 2 | 1 | - | 1 | 2 | - | - | 1 | | | 12 |
| | 2016 | 1 | - | - | - | - | - | - | - | - | - | - | - | 1 | 0.0% | ↔ | 1 |
| Domestic and Family - Level 1 | 2015 | 3 | 3 | 2 | 1 | - | - | 1 | 5 | 5 | 1 | 6 | - | 3 | | | 27 |
| | 2016 | 5 | - | - | - | - | - | - | - | - | - | - | - | 5 | 66.7% | ▲ | 5 |
| Domestic and Family - Level 2 | 2015 | - | 1 | - | 1 | - | 1 | - | - | - | - | 5 | - | 0 | | | 8 |
| | 2016 | - | - | - | - | - | - | - | - | - | - | - | - | - | | | - |
| General Civil - Level 1 | 2015 | - | 1 | - | - | - | - | - | - | - | 1 | - | - | 0 | 0.0% | ↔ | 2 |
| | 2016 | - | - | - | - | - | - | - | - | - | - | - | - | - | | | - |
| General Civil - Level 2 | 2015 | 2 | 2 | 2 | 4 | 4 | 1 | 2 | 1 | - | 6 | 3 | 2 | 2 | 0.0% | ↔ | 29 |
| | 2016 | 5 | - | - | - | - | - | - | - | - | - | - | - | 5 | 150.0% | ▲ | 5 |
| General Civil - Level 3 | 2015 | - | 2 | 4 | 2 | 1 | 8 | 4 | 2 | 2 | 3 | 2 | 1 | 0 | | | 31 |
| | 2016 | 1 | - | - | - | - | - | - | - | - | - | - | - | 1 | 0.0% | ↔ | 1 |
| Miscellaneous | 2015 | 3 | 6 | 6 | 6 | 2 | 3 | 5 | 6 | 4 | 7 | 9 | 3 | 3 | | | 60 |
| | 2016 | 4 | - | - | - | - | - | - | - | - | - | - | - | 4 | 33.3% | ▲ | 4 |
| Misdemeanor | 2015 | 18 | 5 | 47 | 1 | 12 | 21 | 20 | 10 | 19 | 18 | 8 | 24 | 18 | | | 203 |
| | 2016 | 16 | - | - | - | - | - | - | - | - | - | - | - | 16 | -11.1% | ▼ | 16 |
| Non-Capital Felonies and Related Matters | 2015 | 16 | 18 | 110 | 13 | 51 | 50 | 38 | 13 | 55 | 34 | 11 | 61 | 16 | | | 470 |
| | 2016 | 22 | - | - | - | - | - | - | - | - | - | - | - | 22 | 37.5% | ▲ | 22 |
| Other | 2015 | - | - | - | - | 1 | - | 1 | - | 1 | 1 | - | - | 0 | | | 4 |
| | 2016 | - | - | - | - | - | - | - | - | - | - | - | - | - | | | - |
| Other Criminally Related Matters | 2015 | 1 | 2 | 1 | 1 | - | - | 7 | - | 1 | 3 | 6 | 2 | 1 | 0.0% | ↔ | 24 |
| | 2016 | 1 | - | - | - | - | - | - | - | - | - | - | - | 1 | 0.0% | ↔ | 1 |
| Probates/Wills and Trusts - Le | 2015 | - | - | - | - | - | 1 | - | - | - | - | - | - | 0 | | | 1 |
| | 2016 | - | - | - | - | 1 | - | - | - | - | - | - | - | 0 | 0.0% | ↔ | 1 |
| Probates/Wills and Trusts - Level 2 | 2015 | - | - | - | - | - | - | - | - | - | - | - | - | 1 | 0.0% | ↔ | 1 |
| | 2016 | 1 | - | - | - | - | - | - | - | - | - | - | - | - | | | - |
| Protective Orders | 2015 | 1 | - | - | - | - | - | - | - | - | - | - | - | 1 | | | 1 |
| | 2016 | - | - | - | - | - | - | - | - | - | - | - | - | - | | | - |
| Uncontested Divorce | 2015 | 6 | 2 | 3 | 4 | 2 | 1 | 4 | 2 | 7 | 3 | 5 | 2 | 6 | | | 41 |
| | 2016 | 5 | - | - | - | - | - | - | - | - | - | - | - | 5 | -16.7% | ▼ | 5 |

Court: Lancaster Circuit

Start/End Date: Jan-15 / Jan-16

2015 Average Month: 63

Jan-Jan 2015: 48

Filings Trending: ▲

Circuit/Court ID: 15

215103


Type of Case: Filings

2016 Average Month:57

Jan-Jan 2016 : 57

Overall AVG. Month: 63

Monthly Summary

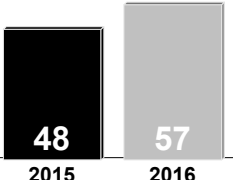


Jan 15-Jan 16

Totals

| | 2015 | 2016 |
|----------|------|------|
| Civil | 168 | 10 |
| Criminal | 344 | 20 |
| Other | 249 | 27 |
| Total | 761 | 57 |

Jan --- Jan Filings



48 2015 57 2016

Jan --- Jan Filings

| | 2015 | 2016 | % Change | Trending |
|----------|------|------|----------|----------|
| Civil | 14 | 10 | -28.6% | ▼ |
| Criminal | 14 | 20 | 42.9% | ▲ |
| Other | 20 | 27 | 35.0% | ▲ |
| Total | 48 | 57 | 18.8% | ▲ |

| | <u>Jan</u> | Feb | Mar | Apr | May | Jun | Jul | Aug | Sep | Oct | Nov | Dec | Thru Jan | % Change | Trending | <u>Total</u> |
|------|------------|-----|-----|-----|-----|-----|-----|-----|-----|-----|-----|-----|----------|----------|----------|--------------|
| 2015 | 48 | 30 | 58 | 99 | 123 | 48 | 48 | 49 | 60 | 85 | 39 | 74 | 48 | | | 761 |
| 2016 | 57 | - | - | - | - | - | - | - | - | - | - | - | 57 | 18.8% | ▲ | 57 |

| | | <u>Jan</u> | Feb | Mar | Apr | May | Jun | Jul | Aug | Sep | Oct | Nov | Dec | Thru Jan | % Change | Trending | <u>Total</u> |
|--|------|------------|-----|-----|-----|-----|-----|-----|-----|-----|-----|-----|-----|----------|----------|----------|--------------|
| Administrative Law | 2015 | - | - | - | - | - | - | - | 1 | - | - | - | - | 0 | | | 1 |
| Contested Divorce | 2015 | 2 | - | - | - | - | 2 | - | - | 1 | - | 1 | - | 2 | 0.0% | ↔ | 6 |
| Domestic and Family - Level 1 | 2015 | - | - | - | - | 1 | - | 15 | 2 | 3 | 1 | - | - | 0 | | | 22 |
| Domestic and Family - Level 2 | 2015 | - | - | - | - | - | - | - | - | 1 | - | - | 1 | 0 | 0.0% | ↔ | 2 |
| General Civil - Level 2 | 2015 | 1 | 2 | 2 | 6 | 4 | 4 | - | 5 | 4 | 3 | - | 4 | 1 | 0.0% | ↔ | 35 |
| | 2016 | 4 | - | - | - | - | - | - | - | - | - | - | - | 4 | 300.0% | ▲ | 4 |
| General Civil - Level 3 | 2015 | 6 | - | 2 | 1 | - | 2 | - | 1 | - | 1 | 3 | 3 | 6 | | | 19 |
| | 2016 | 1 | - | - | - | - | - | - | - | - | - | - | - | 1 | -83.3% | ▼ | 1 |
| Miscellaneous | 2015 | 15 | 19 | 20 | 21 | 16 | 20 | 13 | 32 | 25 | 19 | 19 | 47 | 15 | | | 266 |
| | 2016 | 30 | - | - | - | - | - | - | - | - | - | - | - | 30 | 100.0% | ▲ | 30 |
| Misdemeanor | 2015 | 2 | 3 | 4 | 2 | 8 | 2 | 2 | 1 | 4 | 6 | 3 | 3 | 2 | | | 40 |
| | 2016 | 1 | - | - | - | - | - | - | - | - | - | - | - | 1 | -50.0% | ▼ | 1 |
| Non-Capital Felonies and Related Matters | 2015 | 12 | 4 | 23 | 60 | 86 | 14 | 6 | 1 | 18 | 49 | 7 | 13 | 12 | | | 293 |
| | 2016 | 19 | - | - | - | - | - | - | - | - | - | - | - | 19 | 58.3% | ▲ | 19 |
| Other | 2015 | 7 | - | 4 | 7 | 3 | 1 | 8 | 3 | 1 | 4 | 5 | - | 7 | | | 43 |
| | 2016 | 1 | - | - | - | - | - | - | - | - | - | - | - | 1 | -85.7% | ▼ | 1 |
| Other Criminally Related Matte | 2015 | - | 1 | 2 | - | 4 | 1 | 1 | 1 | - | 1 | - | - | 0 | | | 11 |
| Probates/Wills and Trusts - Le | 2016 | 1 | - | - | - | - | - | - | - | - | - | - | - | 1 | 0.0% | ↔ | 1 |
| Probates/Wills and Trusts - Le | 2015 | - | - | - | - | 1 | - | - | - | - | 1 | - | - | 0 | | | 2 |
| Uncontested Divorce | 2015 | 3 | 1 | 1 | 2 | - | 2 | 3 | 2 | 3 | - | 1 | 3 | 3 | 0.0% | ↔ | 21 |

Court: Northumberland Circuit

Start/End Date: Jan-15 / Jan-16

2015 Average Month: 52

Jan-Jan 2015: 56

Filings Trending: ▲

Circuit/Court ID: 15

215133


Type of Case: Filings

2016 Average Month:70

Jan-Jan 2016 : 70

Overall AVG. Month: 54

Monthly Summary

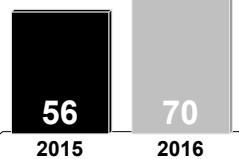


Jan 15-Jan 16

Totals

| | 2015 | 2016 |
|----------|------|------|
| Civil | 103 | 8 |
| Criminal | 264 | 29 |
| Other | 260 | 33 |
| Total | 627 | 70 |

Jan --- Jan Filings



56 2015 70 2016

Jan --- Jan Filings

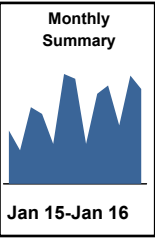
| | 2015 | 2016 | % Change | Trending |
|----------|------|------|----------|----------|
| Civil | 2 | 8 | 300.0% | ▲ |
| Criminal | 37 | 29 | -21.6% | ▼ |
| Other | 17 | 33 | 94.1% | ▲ |
| Total | 56 | 70 | 25.0% | ▲ |

| | <u>Jan</u> | Feb | Mar | Apr | May | Jun | Jul | Aug | Sep | Oct | Nov | Dec | Thru Jan | % Change | Trending | <u>Total</u> |
|------|------------|-----|-----|-----|-----|-----|-----|-----|-----|-----|-----|-----|----------|----------|----------|--------------|
| 2015 | 56 | 42 | 33 | 55 | 45 | 35 | 51 | 49 | 52 | 80 | 35 | 94 | 56 | | | 627 |
| 2016 | 70 | - | - | - | - | - | - | - | - | - | - | - | 70 | 25.0% | ▲ | 70 |

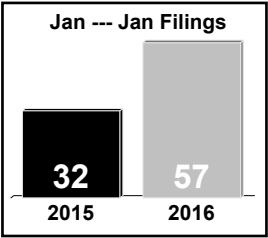
| | | <u>Jan</u> | Feb | Mar | Apr | May | Jun | Jul | Aug | Sep | Oct | Nov | Dec | Thru Jan | % Change | Trending | <u>Total</u> |
|--|------|------------|-----|-----|-----|-----|-----|-----|-----|-----|-----|-----|-----|----------|----------|----------|--------------|
| Contested Divorce | 2015 | - | - | 2 | - | 1 | 3 | 1 | 1 | - | 2 | 2 | 2 | 0 | | | 14 |
| | 2016 | 1 | - | - | - | - | - | - | - | - | - | - | - | 1 | 0.0% | ↔ | 1 |
| Domestic and Family - Level 1 | 2015 | 1 | - | - | 1 | - | 1 | - | 1 | - | 1 | - | 1 | 1 | | | 6 |
| | 2016 | - | - | 1 | - | - | 1 | - | - | - | 1 | - | - | 0 | | | 3 |
| Domestic and Family - Level 2 | 2015 | - | 1 | - | - | - | - | - | - | - | - | - | - | 0 | 0.0% | ↔ | 1 |
| | 2016 | 1 | - | 2 | 1 | 1 | 2 | 4 | 2 | 3 | 2 | 1 | - | 1 | 0.0% | ↔ | 19 |
| General Civil - Level 2 | 2015 | 2 | - | - | - | - | - | - | - | - | - | - | - | 2 | 100.0% | ▲ | 2 |
| | 2016 | - | - | - | 1 | 1 | 1 | 1 | - | 1 | 3 | 1 | - | 0 | | | 9 |
| General Civil - Level 3 | 2015 | 17 | 26 | 22 | 16 | 15 | 10 | 24 | 30 | 25 | 25 | 24 | 50 | 17 | 0.0% | ↔ | 284 |
| | 2016 | 36 | - | - | - | - | - | - | - | - | - | - | - | 36 | 111.8% | ▲ | 36 |
| Miscellaneous | 2015 | 17 | 3 | 2 | 4 | 5 | 1 | 1 | - | 2 | 10 | 3 | 4 | 17 | | | 52 |
| | 2016 | 3 | - | - | - | - | - | - | - | - | - | - | - | 3 | -82.4% | ▼ | 3 |
| Misdemeanor | 2015 | 19 | 6 | 1 | 24 | 20 | 13 | 15 | 12 | 18 | 27 | 3 | 35 | 19 | | | 193 |
| | 2016 | 24 | - | - | - | - | - | - | - | - | - | - | - | 24 | 26.3% | ▲ | 24 |
| Non-Capital Felonies and Related Matters | 2015 | - | - | - | - | 1 | - | - | - | - | 2 | - | - | 0 | | | 3 |
| | 2016 | 1 | - | - | - | - | - | - | - | - | - | - | - | 1 | 0.0% | ↔ | 1 |
| Other | 2015 | 1 | 3 | - | 7 | - | 1 | - | 2 | - | 3 | - | 2 | 1 | | | 19 |
| | 2016 | 2 | - | - | - | - | - | - | - | - | - | - | - | 2 | 100.0% | ▲ | 2 |
| Other Criminally Related Matters | 2015 | - | - | - | - | - | - | 1 | - | - | 1 | - | - | 0 | | | 2 |
| | 2016 | - | 3 | 3 | 1 | 1 | 2 | 4 | 1 | 3 | 3 | 1 | - | 0 | 0.0% | ↔ | 22 |
| Probates/Wills and Trusts - Le | 2015 | - | - | - | - | - | - | - | - | - | - | - | - | 1 | 0.0% | ↔ | 1 |
| | 2016 | 1 | - | - | - | - | - | - | - | - | - | - | - | 1 | 0.0% | ↔ | 1 |
| Uncontested Divorce | 2015 | - | - | - | - | - | - | - | - | - | - | - | - | - | | | - |
| | 2016 | - | - | - | - | - | - | - | - | - | - | - | - | - | | | - |

Court: Richmond County Circuit
Start/End Date: Jan-15 / Jan-16
2015 Average Month: 44
Jan-Jan 2015: 32
Filings Trending: ▲

Circuit/Court ID: 15
215159
Type of Case: Filings
2016 Average Month:57
Jan-Jan 2016 : 57
Overall AVG. Month: 45



| Totals | | |
|----------|------|------|
| | 2015 | 2016 |
| Civil | 76 | 5 |
| Criminal | 175 | 10 |
| Other | 279 | 42 |
| Total | 530 | 57 |



| Jan --- Jan Filings | | | | |
|---------------------|------|------|----------|----------|
| | 2015 | 2016 | % Change | Trending |
| Civil | 5 | 5 | - | ↔ |
| Criminal | 11 | 10 | -9.1% | ▼ |
| Other | 16 | 42 | 162.5% | ▲ |
| Total | 32 | 57 | 78.1% | ▲ |

| | <u>Jan</u> | Feb | Mar | Apr | May | Jun | Jul | Aug | Sep | Oct | Nov | Dec | Thru Jan | % Change | Trending | <u>Total</u> |
|------|------------|-----|-----|-----|-----|-----|-----|-----|-----|-----|-----|-----|----------|----------|----------|--------------|
| 2015 | 32 | 20 | 46 | 42 | 24 | 66 | 63 | 24 | 54 | 59 | 35 | 65 | 32 | | | 530 |
| 2016 | 57 | - | - | - | - | - | - | - | - | - | - | - | 57 | 78.1% | ▲ | 57 |

| | | <u>Jan</u> | Feb | Mar | Apr | May | Jun | Jul | Aug | Sep | Oct | Nov | Dec | Thru Jan | % Change | Trending | <u>Total</u> |
|--|------|------------|-----|-----|-----|-----|-----|-----|-----|-----|-----|-----|-----|----------|----------|----------|--------------|
| Administrative Law | 2015 | - | 1 | - | - | - | - | - | - | 1 | - | - | - | 0 | | | 2 |
| Capital Murder | 2015 | - | - | - | - | - | - | 1 | - | - | - | - | - | 0 | 0.0% | ↔ | 1 |
| Contested Divorce | 2015 | 1 | - | 1 | - | 1 | - | 1 | - | - | - | - | - | 1 | 0.0% | ↔ | 4 |
| | 2016 | 1 | - | - | - | - | - | - | - | - | - | - | - | 1 | 0.0% | ↔ | 1 |
| Domestic and Family - Level 1 | 2015 | - | - | - | - | 1 | - | 1 | - | 1 | 2 | - | - | 0 | | | 5 |
| Domestic and Family - Level 2 | 2015 | - | - | - | 1 | - | - | - | - | - | - | - | - | 0 | 0.0% | ↔ | 1 |
| General Civil - Level 1 | 2015 | - | - | - | - | - | - | - | - | - | - | - | 1 | 0 | 0.0% | ↔ | 1 |
| General Civil - Level 2 | 2015 | - | - | 2 | - | - | 2 | 4 | 2 | 1 | 1 | 1 | 1 | 0 | 0.0% | ↔ | 14 |
| General Civil - Level 3 | 2015 | 1 | - | - | 1 | 1 | - | 1 | 1 | - | 3 | - | 2 | 1 | 0.0% | ↔ | 10 |
| Miscellaneous | 2015 | 9 | 7 | 11 | 6 | 8 | 13 | 11 | 6 | 6 | 14 | 13 | 29 | 9 | | | 133 |
| | 2016 | 15 | - | - | - | - | - | - | - | - | - | - | - | 15 | 66.7% | ▲ | 15 |
| Misdemeanor | 2015 | 2 | - | 3 | 7 | - | 4 | 10 | 5 | 3 | 8 | 3 | 4 | 2 | | | 49 |
| | 2016 | 4 | - | - | - | - | - | - | - | - | - | - | - | 4 | 100.0% | ▲ | 4 |
| Non-Capital Felonies and Related Matters | 2015 | 9 | 1 | 4 | 14 | 7 | 9 | 8 | 1 | 27 | 14 | 8 | 4 | 9 | | | 106 |
| | 2016 | 6 | - | - | - | - | - | - | - | - | - | - | - | 6 | -33.3% | ▼ | 6 |
| Other | 2015 | 9 | 7 | 21 | 9 | 6 | 37 | 18 | 7 | 15 | 13 | 6 | 21 | 9 | | | 169 |
| | 2016 | 31 | - | - | - | - | - | - | - | - | - | - | - | 31 | 244.4% | ▲ | 31 |
| Other Criminally Related Matte | 2015 | - | 2 | 2 | 2 | - | - | 5 | 2 | - | 1 | 3 | 3 | 0 | | | 20 |
| Probates/Wills and Trusts - Le | 2015 | - | - | - | - | - | - | - | - | - | - | 1 | - | 0 | 0.0% | ↔ | 1 |
| Uncontested Divorce | 2015 | 1 | 2 | 2 | 2 | - | 1 | 3 | - | - | 3 | - | - | 1 | 0.0% | ↔ | 14 |

Court: Spotsylvania Circuit

Start/End Date: Jan-15 / Jan-16

2015 Average Month: 514

Jan-Jan 2015: 471

Filings Trending: ▲

Circuit/Court ID: 15

215177


Type of Case: Filings

2016 Average Month:512

Jan-Jan 2016 : 512

Overall AVG. Month: 513

Monthly Summary




Jan 15-Jan 16

Totals

| | 2015 | 2016 |
|----------|-------|------|
| Civil | 1,528 | 90 |
| Criminal | 2,006 | 155 |
| Other | 2,629 | 267 |
| Total | 6,163 | 512 |

Jan --- Jan Filings



471 512

2015 2016

Jan --- Jan Filings

| | 2015 | 2016 | % Change | Trending |
|----------|------|------|----------|----------|
| Civil | 108 | 90 | -16.7% | ▼ |
| Criminal | 185 | 155 | -16.2% | ▼ |
| Other | 178 | 267 | 50.0% | ▲ |
| Total | 471 | 512 | 8.7% | ▲ |

| | <u>Jan</u> | Feb | Mar | Apr | May | Jun | Jul | Aug | Sep | Oct | Nov | Dec | Thru Jan | % Change | Trending | <u>Total</u> |
|------|------------|-----|-----|-----|-----|-----|-----|-----|-----|-----|-----|-----|----------|----------|----------|--------------|
| 2015 | 471 | 472 | 540 | 475 | 431 | 483 | 522 | 460 | 622 | 462 | 421 | 804 | 471 | | | 6,163 |
| 2016 | 512 | - | - | - | - | - | - | - | - | - | - | - | 512 | 8.7% | ▲ | 512 |

| | | <u>Jan</u> | Feb | Mar | Apr | May | Jun | Jul | Aug | Sep | Oct | Nov | Dec | Thru Jan | % Change | Trending | <u>Total</u> |
|--|------|------------|-----|-----|-----|-----|-----|-----|-----|-----|-----|-----|-----|----------|----------|----------|--------------|
| Administrative Law | 2015 | 1 | - | 2 | - | - | - | - | 1 | 2 | 1 | 2 | - | 1 | | | 9 |
| Contested Divorce | 2015 | 6 | 7 | 9 | 11 | 14 | 9 | 6 | 5 | 6 | 6 | 9 | 6 | 6 | | | 94 |
| | 2016 | 11 | - | - | - | - | - | - | - | - | - | - | - | 11 | 83.3% | ▲ | 11 |
| Domestic and Family - Level 1 | 2015 | 12 | 6 | 14 | 12 | 20 | 16 | 14 | 18 | 15 | 20 | 39 | 49 | 12 | | | 235 |
| | 2016 | 16 | - | - | - | - | - | - | - | - | - | - | - | 16 | 33.3% | ▲ | 16 |
| Domestic and Family - Level 2 | 2015 | 9 | 2 | 3 | 16 | 2 | 1 | 3 | 3 | 12 | 4 | 1 | 3 | 9 | | | 59 |
| General Civil - Level 1 | 2015 | 3 | 1 | - | 2 | - | 1 | - | 2 | - | 2 | - | 1 | 3 | | | 12 |
| General Civil - Level 2 | 2015 | 18 | 17 | 19 | 24 | 15 | 20 | 19 | 12 | 11 | 18 | 7 | 21 | 18 | | | 201 |
| | 2016 | 8 | - | - | - | - | - | - | - | - | - | - | - | 8 | -55.6% | ▼ | 8 |
| General Civil - Level 3 | 2015 | 10 | 9 | 8 | 9 | 4 | 6 | 6 | 10 | 9 | 13 | 11 | 8 | 10 | | | 103 |
| | 2016 | 8 | - | - | - | - | - | - | - | - | - | - | - | 8 | -20.0% | ▼ | 8 |
| Miscellaneous | 2015 | 195 | 208 | 244 | 216 | 204 | 205 | 243 | 233 | 195 | 209 | 242 | 494 | 195 | | | 2,888 |
| | 2016 | 287 | - | - | - | - | - | - | - | - | - | - | - | 287 | 47.2% | ▲ | 287 |
| Misdemeanor | 2015 | 38 | 33 | 30 | 31 | 35 | 21 | 54 | 36 | 47 | 30 | 34 | 31 | 38 | | | 420 |
| | 2016 | 38 | - | - | - | - | - | - | - | - | - | - | - | 38 | 0.0% | ↔ | 38 |
| Non-Capital Felonies and Related Matters | 2015 | 145 | 140 | 157 | 100 | 91 | 170 | 123 | 93 | 158 | 104 | 38 | 156 | 145 | | | 1,475 |
| | 2016 | 114 | - | - | - | - | - | - | - | - | - | - | - | 114 | -21.4% | ▼ | 114 |
| Other | 2015 | 8 | 9 | 10 | 14 | 10 | 8 | 17 | 6 | 127 | 23 | 3 | 5 | 8 | | | 240 |
| | 2016 | 6 | - | - | - | - | - | - | - | - | - | - | - | 6 | -25.0% | ▼ | 6 |
| Other Criminally Related Matters | 2015 | 2 | 13 | 10 | 14 | 6 | 8 | 11 | 14 | 10 | 6 | 8 | 12 | 2 | | | 114 |
| | 2016 | 4 | - | - | - | - | - | - | - | - | - | - | - | 4 | 100.0% | ▲ | 4 |
| Probates/Wills and Trusts - Le | 2015 | 2 | 1 | - | - | - | - | - | - | - | - | - | - | 2 | | | 3 |
| Probates/Wills and Trusts - Level 2 | 2015 | 4 | 2 | 5 | 3 | 4 | 2 | 2 | 2 | 5 | 5 | 4 | 1 | 4 | | | 39 |
| | 2016 | 2 | - | - | - | - | - | - | - | - | - | - | - | 2 | -50.0% | ▼ | 2 |
| Protective Orders | 2015 | - | - | 3 | - | - | - | - | - | - | - | - | - | 0 | | | 3 |
| Uncontested Divorce | 2015 | 18 | 24 | 26 | 23 | 26 | 16 | 24 | 25 | 25 | 21 | 23 | 17 | 18 | 0.0% | ↔ | 268 |
| | 2016 | 18 | - | - | - | - | - | - | - | - | - | - | - | 18 | 0.0% | ↔ | 18 |

Court: Stafford Circuit

Start/End Date: Jan-15 / Jan-16

2015 Average Month: 730

Jan-Jan 2015: 607

Filings Trending: ▲

Circuit/Court ID: 15

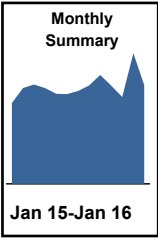
215179

Type of Case: Filings

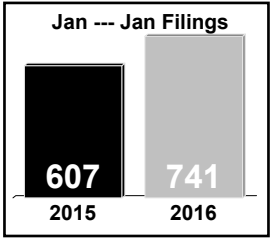
2016 Average Month:741

Jan-Jan 2016 : 741

Overall AVG. Month: 731



| Totals | | |
|----------|-------|------|
| | 2015 | 2016 |
| Civil | 1,827 | 101 |
| Criminal | 4,365 | 361 |
| Other | 2,571 | 279 |
| Total | 8,763 | 741 |



| Jan --- Jan Filings | | | | |
|---------------------|------|------|----------|----------|
| | 2015 | 2016 | % Change | Trending |
| Civil | 123 | 101 | -17.9% | ▼ |
| Criminal | 297 | 361 | 21.5% | ▲ |
| Other | 187 | 279 | 49.2% | ▲ |
| Total | 607 | 741 | 22.1% | ▲ |

| | Jan | Feb | Mar | Apr | May | Jun | Jul | Aug | Sep | Oct | Nov | Dec | Thru Jan | % Change | Trending | Total |
|------|-----|-----|-----|-----|-----|-----|-----|-----|-----|-----|-----|-----|----------|----------|----------|-------|
| 2015 | 607 | 719 | 745 | 718 | 676 | 674 | 697 | 739 | 817 | 739 | 651 | 981 | 607 | | | 8,763 |
| 2016 | 741 | - | - | - | - | - | - | - | - | - | - | - | 741 | 22.1% | ▲ | 741 |

| | | Jan | Feb | Mar | Apr | May | Jun | Jul | Aug | Sep | Oct | Nov | Dec | Thru Jan | % Change | Trending | Total |
|--|------|-----|-----|-----|-----|-----|-----|-----|-----|-----|-----|-----|-----|----------|----------|----------|-------|
| Administrative Law | 2015 | 1 | - | 5 | 1 | - | 3 | 2 | 1 | 1 | 2 | 1 | 1 | 1 | | | 18 |
| | 2016 | 1 | - | - | - | - | - | - | - | - | - | - | - | 1 | 0.0% | ↔ | 1 |
| Capital Murder | 2015 | 2 | - | - | - | - | - | - | - | - | - | - | 2 | 2 | | | 4 |
| | 2016 | 12 | - | - | - | - | - | - | - | - | - | - | - | 12 | -25.0% | ▼ | 12 |
| Contested Divorce | 2015 | 16 | 17 | 25 | 25 | 27 | 14 | 15 | 26 | 26 | 25 | 19 | 19 | 16 | | | 254 |
| | 2016 | 12 | - | - | - | - | - | - | - | - | - | - | - | 12 | -25.0% | ▼ | 12 |
| Domestic and Family - Level 1 | 2015 | 6 | 12 | 11 | 5 | 22 | 13 | 3 | 7 | 7 | 5 | 8 | 10 | 6 | | | 109 |
| | 2016 | 4 | - | - | - | - | - | - | - | - | - | - | - | 4 | -33.3% | ▼ | 4 |
| Domestic and Family - Level 2 | 2015 | 2 | 5 | 3 | 4 | 4 | 4 | 12 | 3 | 6 | 2 | 6 | 5 | 2 | | | 56 |
| | 2016 | 1 | - | - | - | - | - | - | - | - | - | - | - | 1 | -50.0% | ▼ | 1 |
| General Civil - Level 1 | 2015 | - | 1 | 1 | - | 1 | 3 | 1 | 1 | - | 1 | 1 | 5 | 0 | | | 15 |
| | 2016 | 16 | 20 | 11 | 18 | 21 | 19 | 18 | 20 | 13 | 14 | 9 | 9 | 16 | 0.0% | ↔ | 188 |
| General Civil - Level 2 | 2015 | 15 | - | - | - | - | - | - | - | - | - | - | - | 15 | -6.3% | ▼ | 15 |
| | 2016 | 6 | 4 | 7 | 10 | 5 | 11 | 6 | 3 | 10 | 6 | 8 | 14 | 6 | | | 90 |
| General Civil - Level 3 | 2015 | 9 | - | - | - | - | - | - | - | - | - | - | - | 9 | 50.0% | ▲ | 9 |
| | 2016 | 218 | 201 | 303 | 217 | 188 | 200 | 242 | 255 | 210 | 248 | 279 | 517 | 218 | | | 3,078 |
| Miscellaneous | 2015 | 316 | - | - | - | - | - | - | - | - | - | - | - | 316 | 45.0% | ▲ | 316 |
| | 2016 | 61 | 79 | 77 | 116 | 91 | 84 | 106 | 98 | 137 | 126 | 80 | 111 | 61 | | | 1,166 |
| Misdemeanor | 2015 | 120 | - | - | - | - | - | - | - | - | - | - | - | 120 | 96.7% | ▲ | 120 |
| | 2016 | 222 | 311 | 240 | 249 | 260 | 246 | 211 | 269 | 354 | 238 | 165 | 221 | 222 | 2.3% | ▲ | 2,986 |
| Non-Capital Felonies and Related Matters | 2015 | 227 | - | - | - | - | - | - | - | - | - | - | - | 227 | | | 227 |
| | 2016 | 1 | - | - | - | - | - | 2 | 2 | 1 | - | 1 | - | 1 | | | 7 |
| Other | 2015 | 1 | - | - | - | - | - | - | - | - | - | - | - | 1 | 0.0% | ↔ | 1 |
| | 2016 | 15 | 17 | 10 | 20 | 16 | 18 | 22 | 11 | 19 | 14 | 29 | 27 | 15 | | | 218 |
| Other Criminally Related Matters | 2015 | 14 | - | - | - | - | - | - | - | - | - | - | - | 14 | -6.7% | ▼ | 14 |
| | 2016 | 1 | - | - | - | - | - | - | 1 | - | - | - | - | 1 | | | 2 |
| Probates/Wills and Trusts - Le | 2015 | 4 | 5 | 6 | 1 | 4 | 4 | 5 | 1 | 3 | 6 | - | 4 | 4 | | | 43 |
| | 2016 | 2 | - | - | - | - | - | - | - | - | - | - | - | 2 | -50.0% | ▼ | 2 |
| Probates/Wills and Trusts - Level 2 | 2015 | 36 | 47 | 46 | 52 | 37 | 55 | 52 | 41 | 30 | 52 | 45 | 36 | 36 | | | 529 |
| | 2016 | 19 | - | - | - | - | - | - | - | - | - | - | - | 19 | -47.2% | ▼ | 19 |
| Uncontested Divorce | 2015 | | | | | | | | | | | | | | | | |
| | 2016 | | | | | | | | | | | | | | | | |

Court: Westmoreland Circuit

Start/End Date: Jan-15 / Jan-16

2015 Average Month: 87

Jan-Jan 2015: 96

Filings Trending: ▲

Circuit/Court ID: 15

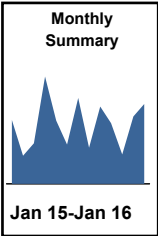
215193

Type of Case: Filings

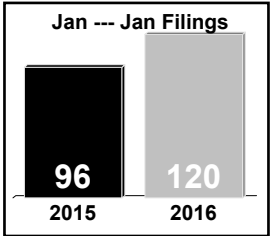
2016 Average Month:120

Jan-Jan 2016 : 120

Overall AVG. Month: 90



| Totals | | |
|----------|-------|------|
| | 2015 | 2016 |
| Civil | 137 | 9 |
| Criminal | 655 | 72 |
| Other | 257 | 39 |
| Total | 1,049 | 120 |



| Jan --- Jan Filings | | | | |
|---------------------|------|------|----------|----------|
| | 2015 | 2016 | % Change | Trending |
| Civil | 13 | 9 | -30.8% | ▼ |
| Criminal | 66 | 72 | 9.1% | ▲ |
| Other | 17 | 39 | 129.4% | ▲ |
| Total | 96 | 120 | 25.0% | ▲ |

| | Jan | Feb | Mar | Apr | May | Jun | Jul | Aug | Sep | Oct | Nov | Dec | Thru Jan | % Change | Trending | Total |
|------|-----|-----|-----|-----|-----|-----|-----|-----|-----|-----|-----|-----|----------|----------|----------|-------|
| 2015 | 96 | 42 | 61 | 161 | 95 | 59 | 129 | 54 | 116 | 91 | 44 | 101 | 96 | | | 1,049 |
| 2016 | 120 | - | - | - | - | - | - | - | - | - | - | - | 120 | 25.0% | ▲ | 120 |

| | | Jan | Feb | Mar | Apr | May | Jun | Jul | Aug | Sep | Oct | Nov | Dec | Thru Jan | % Change | Trending | Total |
|--|------|-----|-----|-----|-----|-----|-----|-----|-----|-----|-----|-----|-----|----------|----------|----------|-------|
| Administrative Law | 2015 | - | - | - | - | - | 1 | - | - | - | - | - | - | 0 | | | 1 |
| Contested Divorce | 2015 | 2 | 1 | - | 1 | 1 | - | 3 | 1 | - | 1 | - | - | 2 | 0.0% | ↔ | 10 |
| Domestic and Family - Level 1 | 2015 | - | - | 2 | - | - | - | - | 2 | 2 | - | 2 | - | 0 | | | 8 |
| Domestic and Family - Level 2 | 2015 | - | - | - | - | 1 | - | 1 | - | - | - | 1 | - | 0 | 0.0% | ↔ | 3 |
| | 2016 | 1 | - | - | - | - | - | - | - | - | - | - | - | 1 | 0.0% | ↔ | 1 |
| General Civil - Level 1 | 2015 | - | - | - | - | - | - | - | - | - | 1 | 1 | 1 | 0 | | | 3 |
| General Civil - Level 2 | 2015 | 4 | - | 3 | 4 | 4 | 1 | 2 | 1 | 3 | 1 | - | 2 | 4 | 0.0% | ↔ | 25 |
| | 2016 | 2 | - | - | - | - | - | - | - | - | - | - | - | 2 | -50.0% | ▼ | 2 |
| General Civil - Level 3 | 2015 | 1 | 1 | - | 4 | 2 | 3 | - | - | 1 | 2 | 5 | - | 1 | | | 19 |
| | 2016 | 1 | - | - | - | - | - | - | - | - | - | - | - | 1 | 0.0% | ↔ | 1 |
| Miscellaneous | 2015 | 22 | 24 | 27 | 21 | 20 | 25 | 30 | 24 | 24 | 19 | 23 | 36 | 22 | | | 295 |
| | 2016 | 41 | - | - | - | - | - | - | - | - | - | - | - | 41 | 86.4% | ▲ | 41 |
| Misdemeanor | 2015 | 15 | - | 7 | 40 | 9 | 4 | 5 | 14 | 11 | 10 | 4 | 9 | 15 | | | 128 |
| | 2016 | 16 | - | - | - | - | - | - | - | - | - | - | - | 16 | 6.7% | ▲ | 16 |
| Non-Capital Felonies and Related Matters | 2015 | 47 | 10 | 9 | 75 | 45 | 15 | 81 | 12 | 71 | 52 | 6 | 21 | 47 | | | 444 |
| | 2016 | 51 | - | - | - | - | - | - | - | - | - | - | - | 51 | 8.5% | ▲ | 51 |
| Other | 2015 | - | - | 1 | - | 1 | 4 | 1 | - | 1 | - | - | - | 0 | | | 8 |
| | 2016 | 1 | - | - | - | - | - | - | - | - | - | - | - | 1 | 0.0% | ↔ | 1 |
| Other Criminally Related Matters | 2015 | 4 | 6 | 9 | 12 | 7 | 5 | 3 | - | 2 | 5 | - | 30 | 4 | | | 83 |
| | 2016 | 6 | - | - | - | - | - | - | - | - | - | - | - | 6 | 50.0% | ▲ | 6 |
| Probates/Wills and Trusts - Le | 2015 | - | - | - | 2 | 1 | - | - | - | - | - | - | - | 0 | | | 3 |
| Probates/Wills and Trusts - Le | 2015 | - | - | 1 | - | 1 | 1 | 1 | - | - | - | 1 | 2 | 0 | 0.0% | ↔ | 7 |
| Uncontested Divorce | 2015 | 1 | - | 2 | 2 | 3 | - | 2 | - | 1 | - | 1 | - | 1 | 0.0% | ↔ | 12 |
| | 2016 | 1 | - | - | - | - | - | - | - | - | - | - | - | 1 | 0.0% | ↔ | 1 |

Court: Fredericksburg Circuit

Start/End Date: Jan-15 / Jan-16

2015 Average Month: 275

Jan-Jan 2015: 275

Filings Trending: ▲

Circuit/Court ID: 15

215630


Type of Case: Filings

2016 Average Month:293

Jan-Jan 2016 : 293

Overall AVG. Month: 276

Monthly Summary




Jan 15-Jan 16

Totals

| | 2015 | 2016 |
|----------|-------|------|
| Civil | 784 | 74 |
| Criminal | 2,233 | 182 |
| Other | 283 | 37 |
| Total | 3,300 | 293 |

Jan --- Jan Filings



275 2015 293 2016

Jan --- Jan Filings

| | 2015 | 2016 | % Change | Trending |
|----------|------|------|----------|----------|
| Civil | 48 | 74 | 54.2% | ▲ |
| Criminal | 204 | 182 | -10.8% | ▼ |
| Other | 23 | 37 | 60.9% | ▲ |
| Total | 275 | 293 | 6.5% | ▲ |

| | Jan | Feb | Mar | Apr | May | Jun | Jul | Aug | Sep | Oct | Nov | Dec | Thru Jan | % Change | Trending | Total |
|------|-----|-----|-----|-----|-----|-----|-----|-----|-----|-----|-----|-----|----------|----------|----------|-------|
| 2015 | 275 | 301 | 286 | 310 | 273 | 270 | 310 | 196 | 212 | 295 | 241 | 331 | 275 | | | 3,300 |
| 2016 | 293 | - | - | - | - | - | - | - | - | - | - | - | 293 | 6.5% | ▲ | 293 |

| | | Jan | Feb | Mar | Apr | May | Jun | Jul | Aug | Sep | Oct | Nov | Dec | Thru Jan | % Change | Trending | Total |
|--|------|-----|-----|-----|-----|-----|-----|-----|-----|-----|-----|-----|-----|----------|----------|----------|-------|
| Administrative Law | 2015 | 1 | - | - | - | - | - | 1 | 1 | - | 2 | 1 | - | 1 | | | 6 |
| Contested Divorce | 2015 | 6 | 8 | 4 | 7 | 5 | 9 | 5 | 4 | 4 | 7 | 2 | 2 | 6 | | | 63 |
| | 2016 | 9 | - | - | - | - | - | - | - | - | - | - | - | 9 | 50.0% | ▲ | 9 |
| Domestic and Family - Level 1 | 2015 | 6 | 10 | 7 | 20 | 2 | 11 | 5 | 10 | 9 | 9 | 7 | 25 | 6 | | | 121 |
| | 2016 | 2 | - | - | - | - | - | - | - | - | - | - | - | 2 | -66.7% | ▼ | 2 |
| Domestic and Family - Level 2 | 2015 | 1 | 2 | 10 | 2 | - | 1 | 1 | 1 | 23 | 38 | 13 | - | 1 | | | 92 |
| | 2016 | 11 | - | - | - | - | - | - | - | - | - | - | - | 11 | 1,000.0% | ▲ | 11 |
| General Civil - Level 1 | 2015 | - | - | - | 1 | 1 | 1 | 3 | 2 | - | 1 | 2 | - | 0 | | | 11 |
| | 2016 | 1 | - | - | - | - | - | - | - | - | - | - | - | 1 | 0.0% | ↔ | 1 |
| General Civil - Level 2 | 2015 | 5 | 2 | 5 | 13 | 11 | 17 | 7 | 6 | 13 | 12 | 8 | 10 | 5 | | | 109 |
| | 2016 | 9 | - | - | - | - | - | - | - | - | - | - | - | 9 | 80.0% | ▲ | 9 |
| General Civil - Level 3 | 2015 | 7 | 3 | 2 | - | 2 | 12 | 7 | 4 | 1 | 2 | 8 | 9 | 7 | | | 57 |
| | 2016 | 2 | - | - | - | - | - | - | - | - | - | - | - | 2 | -71.4% | ▼ | 2 |
| Miscellaneous | 2015 | 34 | 26 | 36 | 33 | 34 | 38 | 44 | 30 | 42 | 40 | 46 | 58 | 34 | | | 461 |
| | 2016 | 52 | - | - | - | - | - | - | - | - | - | - | - | 52 | 52.9% | ▲ | 52 |
| Misdemeanor | 2015 | 42 | 74 | 33 | 41 | 61 | 40 | 50 | 43 | 30 | 49 | 43 | 42 | 42 | | | 548 |
| | 2016 | 70 | - | - | - | - | - | - | - | - | - | - | - | 70 | 66.7% | ▲ | 70 |
| Non-Capital Felonies and Related Matters | 2015 | 156 | 143 | 161 | 177 | 137 | 124 | 174 | 79 | 80 | 111 | 95 | 171 | 156 | | | 1,608 |
| | 2016 | 109 | - | - | - | - | - | - | - | - | - | - | - | 109 | -30.1% | ▼ | 109 |
| Other | 2015 | 5 | 3 | 3 | 3 | 4 | - | 1 | 2 | 1 | 7 | 1 | - | 5 | | | 30 |
| | 2016 | 1 | - | - | - | - | - | - | - | - | - | - | - | 1 | -80.0% | ▼ | 1 |
| Other Criminally Related Matters | 2015 | 6 | 5 | 9 | 5 | 11 | 5 | 9 | 5 | 6 | 9 | 2 | 6 | 6 | | | 78 |
| | 2016 | 3 | - | - | - | - | - | - | - | - | - | - | - | 3 | -50.0% | ▼ | 3 |
| Probates/Wills and Trusts - Le | 2015 | - | - | 1 | - | - | 1 | - | 1 | - | 1 | 1 | - | 0 | | | 5 |
| Protective Orders | 2015 | - | 2 | - | - | - | - | - | - | - | - | - | - | 0 | 0.0% | ↔ | 2 |
| Uncontested Divorce | 2015 | 6 | 23 | 15 | 8 | 5 | 11 | 3 | 8 | 3 | 7 | 12 | 8 | 6 | 0.0% | ↔ | 109 |
| | 2016 | 24 | - | - | - | - | - | - | - | - | - | - | - | 24 | 300.0% | ▲ | 24 |

Court: Albemarle Circuit

Start/End Date: Jan-15 / Jan-16

2015 Average Month: 312

Jan-Jan 2015: 320

Filings Trending: ▲

Circuit/Court ID: 16

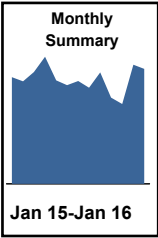
216003

Type of Case: Filings

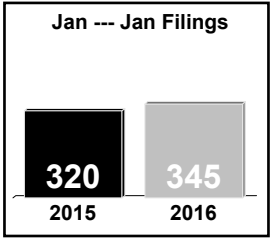
2016 Average Month:345

Jan-Jan 2016 : 345

Overall AVG. Month: 314



| Totals | | |
|----------|-------|------|
| | 2015 | 2016 |
| Civil | 1,730 | 116 |
| Criminal | 972 | 89 |
| Other | 1,041 | 140 |
| Total | 3,743 | 345 |



| Jan --- Jan Filings | | | | |
|---------------------|------|------|----------|----------|
| | 2015 | 2016 | % Change | Trending |
| Civil | 140 | 116 | -17.1% | ▼ |
| Criminal | 93 | 89 | -4.3% | ▼ |
| Other | 87 | 140 | 60.9% | ▲ |
| Total | 320 | 345 | 7.8% | ▲ |

| | Jan | Feb | Mar | Apr | May | Jun | Jul | Aug | Sep | Oct | Nov | Dec | Thru Jan | % Change | Trending | Total |
|------|-----|-----|-----|-----|-----|-----|-----|-----|-----|-----|-----|-----|----------|----------|----------|-------|
| 2015 | 320 | 308 | 336 | 382 | 311 | 296 | 309 | 289 | 335 | 259 | 240 | 358 | 320 | | | 3,743 |
| 2016 | 345 | - | - | - | - | - | - | - | - | - | - | - | 345 | 7.8% | ▲ | 345 |

| | | Jan | Feb | Mar | Apr | May | Jun | Jul | Aug | Sep | Oct | Nov | Dec | Thru Jan | % Change | Trending | Total |
|--|------|-----|-----|-----|-----|-----|-----|-----|-----|-----|-----|-----|-----|----------|----------|----------|-------|
| Administrative Law | 2015 | - | 1 | 1 | 2 | - | 1 | - | - | 1 | - | - | - | 0 | | | 6 |
| Capital Murder | 2015 | - | - | - | 1 | - | - | - | - | - | - | - | - | 0 | 0.0% | ↔ | 1 |
| Contested Divorce | 2015 | 11 | 3 | 7 | 5 | 3 | 9 | 1 | 5 | 6 | 4 | 7 | 6 | 11 | 0.0% | ↔ | 67 |
| | 2016 | 6 | - | - | - | - | - | - | - | - | - | - | - | 6 | -45.5% | ▼ | 6 |
| Domestic and Family - Level 1 | 2015 | 10 | 3 | 11 | 23 | 15 | 5 | 2 | 1 | 12 | 5 | 3 | 7 | 10 | | | 97 |
| | 2016 | 15 | - | - | - | - | - | - | - | - | - | - | - | 15 | 50.0% | ▲ | 15 |
| Domestic and Family - Level 2 | 2015 | 6 | 2 | 3 | 4 | 7 | 4 | 5 | 2 | 5 | 7 | 5 | 2 | 6 | | | 52 |
| General Civil - Level 1 | 2015 | - | 1 | 6 | 3 | 3 | - | 1 | 2 | 2 | 3 | 1 | 1 | 0 | | | 23 |
| | 2016 | 2 | - | - | - | - | - | - | - | - | - | - | - | 2 | 0.0% | ↔ | 2 |
| General Civil - Level 2 | 2015 | 34 | 46 | 43 | 38 | 39 | 22 | 26 | 32 | 25 | 19 | 20 | 16 | 34 | | | 360 |
| | 2016 | 25 | - | - | - | - | - | - | - | - | - | - | - | 25 | -26.5% | ▼ | 25 |
| General Civil - Level 3 | 2015 | 3 | - | 8 | 11 | 10 | 5 | 9 | 4 | 5 | 5 | 5 | 7 | 3 | | | 72 |
| | 2016 | 24 | - | - | - | - | - | - | - | - | - | - | - | 24 | 700.0% | ▲ | 24 |
| Miscellaneous | 2015 | 136 | 131 | 180 | 146 | 138 | 155 | 174 | 146 | 139 | 123 | 133 | 220 | 136 | | | 1,821 |
| | 2016 | 162 | - | - | - | - | - | - | - | - | - | - | - | 162 | 19.1% | ▲ | 162 |
| Misdemeanor | 2015 | 9 | 22 | 10 | 11 | 14 | 20 | 11 | 17 | 29 | 16 | 9 | 27 | 9 | | | 195 |
| | 2016 | 38 | - | - | - | - | - | - | - | - | - | - | - | 38 | 322.2% | ▲ | 38 |
| Non-Capital Felonies and Related Matters | 2015 | 83 | 71 | 42 | 115 | 61 | 51 | 53 | 55 | 79 | 56 | 37 | 59 | 83 | | | 762 |
| | 2016 | 50 | - | - | - | - | - | - | - | - | - | - | - | 50 | -39.8% | ▼ | 50 |
| Other | 2015 | 4 | 4 | 6 | 5 | 8 | 4 | 4 | 6 | 3 | 3 | 3 | 1 | 4 | | | 51 |
| | 2016 | 6 | - | - | - | - | - | - | - | - | - | - | - | 6 | 50.0% | ▲ | 6 |
| Other Criminally Related Matters | 2015 | 1 | - | 2 | - | 3 | 2 | 2 | - | 2 | 3 | 2 | - | 1 | | | 17 |
| | 2016 | 1 | - | - | - | - | - | - | - | - | - | - | - | 1 | 0.0% | ↔ | 1 |
| Probates/Wills and Trusts - Le | 2015 | - | - | - | - | - | - | - | 1 | 1 | - | - | - | 0 | | | 2 |
| Probates/Wills and Trusts - Level 2 | 2015 | 6 | 7 | 3 | 2 | 3 | 4 | 2 | 3 | 6 | 2 | 2 | 3 | 6 | 0.0% | ↔ | 43 |
| | 2016 | 3 | - | - | - | - | - | - | - | - | - | - | - | 3 | -50.0% | ▼ | 3 |
| Protective Orders | 2015 | - | - | - | - | - | - | - | 1 | - | - | 1 | - | 0 | | | 2 |
| Uncontested Divorce | 2015 | 17 | 17 | 14 | 16 | 7 | 14 | 19 | 14 | 20 | 13 | 12 | 9 | 17 | 0.0% | ↔ | 172 |
| | 2016 | 13 | - | - | - | - | - | - | - | - | - | - | - | 13 | -23.5% | ▼ | 13 |

Court: Culpeper Circuit

Start/End Date: Jan-15 / Jan-16

2015 Average Month: 206

Jan-Jan 2015: 160

Filings Trending: ▲

Circuit/Court ID: 16

216047


Type of Case: Filings

2016 Average Month:181

Jan-Jan 2016 : 181

Overall AVG. Month: 204

Monthly Summary

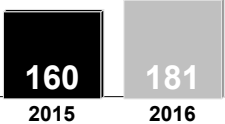


Jan 15-Jan 16

Totals

| | 2015 | 2016 |
|----------|-------|------|
| Civil | 691 | 40 |
| Criminal | 985 | 33 |
| Other | 798 | 108 |
| Total | 2,474 | 181 |

Jan --- Jan Filings



Jan --- Jan Filings

| | 2015 | 2016 | % Change | Trending |
|----------|------|------|----------|----------|
| Civil | 50 | 40 | -20.0% | ▼ |
| Criminal | 54 | 33 | -38.9% | ▼ |
| Other | 56 | 108 | 92.9% | ▲ |
| Total | 160 | 181 | 13.1% | ▲ |

| | Jan | Feb | Mar | Apr | May | Jun | Jul | Aug | Sep | Oct | Nov | Dec | Thru Jan | % Change | Trending | Total |
|------|-----|-----|-----|-----|-----|-----|-----|-----|-----|-----|-----|-----|----------|----------|----------|-------|
| 2015 | 160 | 206 | 189 | 292 | 171 | 226 | 201 | 189 | 182 | 202 | 195 | 261 | 160 | | | 2,474 |
| 2016 | 181 | - | - | - | - | - | - | - | - | - | - | - | 181 | 13.1% | ▲ | 181 |

| | | Jan | Feb | Mar | Apr | May | Jun | Jul | Aug | Sep | Oct | Nov | Dec | Thru Jan | % Change | Trending | Total |
|--|------|-----|-----|-----|-----|-----|-----|-----|-----|-----|-----|-----|-----|----------|----------|----------|-------|
| Administrative Law | 2015 | - | - | - | 2 | - | 1 | - | - | - | - | - | - | 0 | | | 3 |
| Contested Divorce | 2015 | 1 | 5 | 6 | 8 | 2 | 4 | 2 | 4 | 4 | 2 | 3 | 2 | 1 | 0.0% | ↔ | 43 |
| | 2016 | 3 | - | - | - | - | - | - | - | - | - | - | - | 3 | 200.0% | ▲ | 3 |
| Domestic and Family - Level 1 | 2015 | 6 | 3 | 18 | 10 | 14 | 9 | 12 | 12 | 6 | 3 | 5 | 7 | 6 | | | 105 |
| | 2016 | 6 | - | - | - | - | - | - | - | - | - | - | - | 6 | 0.0% | ↔ | 6 |
| Domestic and Family - Level 2 | 2015 | 4 | 2 | 3 | 8 | 3 | 6 | 1 | 3 | 2 | 1 | 5 | 1 | 4 | | | 39 |
| | 2016 | 3 | - | - | - | - | - | - | - | - | - | - | - | 3 | -25.0% | ▼ | 3 |
| General Civil - Level 1 | 2015 | - | - | - | - | - | - | 1 | - | - | 1 | - | - | 0 | | | 2 |
| | 2016 | 1 | - | - | - | - | - | - | - | - | - | - | - | 1 | 0.0% | ↔ | 1 |
| General Civil - Level 2 | 2015 | 6 | 11 | 9 | 8 | 12 | 5 | 14 | 12 | 5 | 9 | 4 | 7 | 6 | | | 102 |
| | 2016 | 7 | - | - | - | - | - | - | - | - | - | - | - | 7 | 16.7% | ▲ | 7 |
| General Civil - Level 3 | 2015 | 2 | 4 | 9 | 7 | 4 | 6 | 8 | 3 | 7 | 11 | 8 | 3 | 2 | | | 72 |
| | 2016 | 3 | - | - | - | - | - | - | - | - | - | - | - | 3 | 50.0% | ▲ | 3 |
| Miscellaneous | 2015 | 76 | 73 | 74 | 56 | 76 | 81 | 76 | 77 | 66 | 86 | 78 | 155 | 76 | | | 974 |
| | 2016 | 118 | - | - | - | - | - | - | - | - | - | - | - | 118 | 55.3% | ▲ | 118 |
| Misdemeanor | 2015 | 4 | 33 | 18 | 38 | 11 | 40 | 13 | 30 | 18 | 21 | 24 | 27 | 4 | | | 277 |
| | 2016 | 1 | - | - | - | - | - | - | - | - | - | - | - | 1 | -75.0% | ▼ | 1 |
| Non-Capital Felonies and Related Matters | 2015 | 47 | 59 | 35 | 139 | 34 | 55 | 53 | 37 | 56 | 52 | 53 | 47 | 47 | | | 667 |
| | 2016 | 30 | - | - | - | - | - | - | - | - | - | - | - | 30 | -36.2% | ▼ | 30 |
| Other | 2015 | 1 | - | 1 | 1 | - | 4 | 3 | - | - | - | 3 | 2 | 1 | | | 15 |
| Other Criminally Related Matters | 2015 | 3 | 3 | 1 | 3 | 2 | 3 | 4 | 6 | 8 | 6 | 2 | 3 | 3 | | | 44 |
| | 2016 | 2 | - | - | - | - | - | - | - | - | - | - | - | 2 | -33.3% | ▼ | 2 |
| Probates/Wills and Trusts - Le | 2015 | - | - | - | - | - | - | 1 | - | - | - | 1 | - | 0 | | | 2 |
| Probates/Wills and Trusts - Le | 2015 | - | - | - | 1 | 2 | - | 2 | - | 1 | 1 | 2 | - | 0 | 0.0% | ↔ | 9 |
| Uncontested Divorce | 2015 | 10 | 13 | 15 | 11 | 11 | 12 | 11 | 5 | 9 | 9 | 7 | 7 | 10 | 0.0% | ↔ | 120 |
| | 2016 | 7 | - | - | - | - | - | - | - | - | - | - | - | 7 | -30.0% | ▼ | 7 |

Court: Fluvanna Circuit

Start/End Date: Jan-15 / Jan-16

2015 Average Month: 98

Jan-Jan 2015: 104

Filings Trending: ↔

Circuit/Court ID: 16

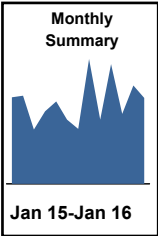
216065

Type of Case: Filings

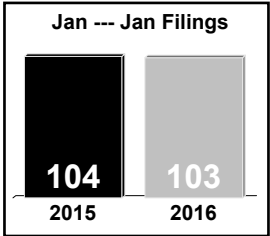
2016 Average Month:103

Jan-Jan 2016 : 103

Overall AVG. Month: 98



| Totals | | |
|----------|-------|------|
| | 2015 | 2016 |
| Civil | 314 | 14 |
| Criminal | 385 | 15 |
| Other | 478 | 74 |
| Total | 1,177 | 103 |



| Jan --- Jan Filings | | | | |
|---------------------|------|------|----------|----------|
| | 2015 | 2016 | % Change | Trending |
| Civil | 21 | 14 | -33.3% | ▼ |
| Criminal | 49 | 15 | -69.4% | ▼ |
| Other | 34 | 74 | 117.6% | ▲ |
| Total | 104 | 103 | -1.0% | ▼ |

| | Jan | Feb | Mar | Apr | May | Jun | Jul | Aug | Sep | Oct | Nov | Dec | Thru Jan | % Change | Trending | Total |
|------|-----|-----|-----|-----|-----|-----|-----|-----|-----|-----|-----|-----|----------|----------|----------|-------|
| 2015 | 104 | 106 | 65 | 87 | 99 | 77 | 66 | 150 | 77 | 144 | 84 | 118 | 104 | | | 1,177 |
| 2016 | 103 | - | - | - | - | - | - | - | - | - | - | - | 103 | -1.0% | ▼ | 103 |

| | | Jan | Feb | Mar | Apr | May | Jun | Jul | Aug | Sep | Oct | Nov | Dec | Thru Jan | % Change | Trending | Total |
|--|------|-----|-----|-----|-----|-----|-----|-----|-----|-----|-----|-----|-----|----------|----------|----------|-------|
| Administrative Law | 2015 | - | - | 2 | - | - | - | - | - | - | - | - | - | 0 | | | 2 |
| | 2016 | 1 | - | - | - | - | - | - | - | - | - | - | - | 1 | 0.0% | ↔ | 1 |
| Contested Divorce | 2015 | 1 | 1 | 3 | - | 2 | - | 2 | 1 | 1 | 1 | 1 | 2 | 1 | | | 15 |
| | 2016 | 2 | - | - | - | - | - | - | - | - | - | - | - | 2 | 100.0% | ▲ | 2 |
| Domestic and Family - Level 1 | 2015 | 4 | 5 | - | 4 | 2 | 8 | 2 | - | 3 | 4 | 9 | - | 4 | | | 41 |
| | 2016 | 2 | - | - | - | - | - | - | - | - | - | - | - | 2 | 0.0% | ↔ | 2 |
| Domestic and Family - Level 2 | 2015 | - | - | 1 | 5 | 2 | 1 | - | 2 | 2 | 1 | 2 | - | 0 | | | 16 |
| | 2016 | 2 | - | - | - | - | - | - | - | - | - | - | - | 2 | 0.0% | ↔ | 2 |
| General Civil - Level 1 | 2015 | - | - | - | - | - | - | - | - | - | - | - | 2 | 0 | | | 2 |
| General Civil - Level 2 | 2015 | 3 | 3 | 1 | 3 | 3 | 2 | 3 | 3 | 5 | 7 | 4 | 5 | 3 | 0.0% | ↔ | 42 |
| General Civil - Level 3 | 2015 | 1 | 1 | 2 | 3 | 6 | 1 | - | 2 | 1 | 4 | 1 | 2 | 1 | | | 24 |
| | 2016 | 1 | - | - | - | - | - | - | - | - | - | - | - | 1 | 0.0% | ↔ | 1 |
| Miscellaneous | 2015 | 40 | 44 | 42 | 34 | 52 | 33 | 43 | 60 | 50 | 51 | 42 | 85 | 40 | | | 576 |
| | 2016 | 81 | - | - | - | - | - | - | - | - | - | - | - | 81 | 102.5% | ▲ | 81 |
| Misdemeanor | 2015 | 18 | 14 | 1 | 14 | 10 | 11 | 4 | 9 | 6 | 25 | 2 | 7 | 18 | | | 121 |
| | 2016 | 5 | - | - | - | - | - | - | - | - | - | - | - | 5 | -72.2% | ▼ | 5 |
| Non-Capital Felonies and Related Matters | 2015 | 21 | 30 | 2 | 9 | 16 | 14 | 6 | 54 | 4 | 44 | 14 | 8 | 21 | | | 222 |
| | 2016 | 9 | - | - | - | - | - | - | - | - | - | - | - | 9 | -57.1% | ▼ | 9 |
| Other | 2015 | - | 1 | 1 | - | - | 1 | - | - | - | - | - | - | 0 | | | 3 |
| Other Criminally Related Matters | 2015 | 10 | 3 | 2 | 4 | 1 | 1 | 3 | 11 | 1 | 1 | 5 | - | 10 | 0.0% | ↔ | 42 |
| | 2016 | 1 | - | - | - | - | - | - | - | - | - | - | - | 1 | -90.0% | ▼ | 1 |
| Probates/Wills and Trusts - Le | 2015 | - | 1 | 1 | - | - | - | - | - | 2 | 1 | - | - | 0 | | | 5 |
| Protective Orders | 2015 | - | - | - | - | - | 1 | - | - | - | - | - | - | 0 | 0.0% | ↔ | 1 |
| Uncontested Divorce | 2015 | 6 | 3 | 7 | 11 | 5 | 4 | 3 | 8 | 2 | 5 | 4 | 7 | 6 | 0.0% | ↔ | 65 |
| | 2016 | 1 | - | - | - | - | - | - | - | - | - | - | - | 1 | -83.3% | ▼ | 1 |

Court: Goochland Circuit

Start/End Date: Jan-15 / Jan-16

2015 Average Month: 88

Jan-Jan 2015: 75

Filings Trending: ▲

Circuit/Court ID: 16

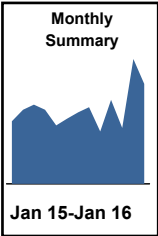
216075

Type of Case: Filings

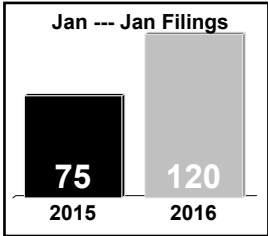
2016 Average Month:120

Jan-Jan 2016 : 120

Overall AVG. Month: 90



| Totals | | |
|----------|-------|------|
| | 2015 | 2016 |
| Civil | 250 | 26 |
| Criminal | 260 | 31 |
| Other | 545 | 63 |
| Total | 1,055 | 120 |



| Jan --- Jan Filings | | | | |
|---------------------|------|------|----------|----------|
| | 2015 | 2016 | % Change | Trending |
| Civil | 16 | 26 | 62.5% | ▲ |
| Criminal | 17 | 31 | 82.4% | ▲ |
| Other | 42 | 63 | 50.0% | ▲ |
| Total | 75 | 120 | 60.0% | ▲ |

| | Jan | Feb | Mar | Apr | May | Jun | Jul | Aug | Sep | Oct | Nov | Dec | Thru Jan | % Change | Trending | Total |
|------|-----|-----|-----|-----|-----|-----|-----|-----|-----|-----|-----|-----|----------|----------|----------|-------|
| 2015 | 75 | 89 | 95 | 89 | 70 | 78 | 86 | 92 | 63 | 101 | 67 | 150 | 75 | | | 1,055 |
| 2016 | 120 | - | - | - | - | - | - | - | - | - | - | - | 120 | 60.0% | ▲ | 120 |

| | | Jan | Feb | Mar | Apr | May | Jun | Jul | Aug | Sep | Oct | Nov | Dec | Thru Jan | % Change | Trending | Total |
|--|------|-----|-----|-----|-----|-----|-----|-----|-----|-----|-----|-----|-----|----------|----------|----------|-------|
| Administrative Law | 2015 | - | 1 | - | 1 | - | - | - | - | - | - | - | - | 0 | | | 2 |
| Capital Murder | 2016 | 1 | - | - | - | - | - | - | - | - | - | - | - | 1 | 0.0% | ↔ | 1 |
| Contested Divorce | 2015 | - | 2 | 1 | 2 | 3 | 4 | 2 | - | 1 | 3 | - | 1 | 0 | | | 19 |
| Domestic and Family - Level 1 | 2015 | 4 | 1 | - | 3 | 2 | - | - | 1 | 1 | 3 | 2 | 1 | 4 | 0.0% | ↔ | 18 |
| | 2016 | 2 | - | - | - | - | - | - | - | - | - | - | - | 2 | -50.0% | ▼ | 2 |
| Domestic and Family - Level 2 | 2015 | - | 2 | 1 | 1 | 1 | - | 2 | 1 | 1 | 1 | - | - | 0 | | | 10 |
| | 2016 | 3 | - | - | - | - | - | - | - | - | - | - | - | 3 | 0.0% | ↔ | 3 |
| General Civil - Level 1 | 2015 | 1 | - | - | - | - | - | 1 | - | - | - | - | - | 1 | | | 2 |
| General Civil - Level 2 | 2015 | 6 | 2 | 10 | 1 | - | 3 | 5 | 5 | 8 | 3 | 2 | 1 | 6 | | | 46 |
| | 2016 | 3 | - | - | - | - | - | - | - | - | - | - | - | 3 | -50.0% | ▼ | 3 |
| General Civil - Level 3 | 2015 | 3 | 3 | 3 | 3 | 2 | 1 | 3 | 2 | 1 | 10 | 2 | 4 | 3 | | | 37 |
| | 2016 | 6 | - | - | - | - | - | - | - | - | - | - | - | 6 | 100.0% | ▲ | 6 |
| Miscellaneous | 2015 | 43 | 50 | 48 | 49 | 40 | 40 | 42 | 45 | 38 | 55 | 40 | 121 | 43 | | | 611 |
| | 2016 | 69 | - | - | - | - | - | - | - | - | - | - | - | 69 | 60.5% | ▲ | 69 |
| Misdemeanor | 2015 | 10 | 9 | 15 | 7 | 6 | 13 | 14 | 5 | 1 | 6 | 9 | 13 | 10 | | | 108 |
| | 2016 | 9 | - | - | - | - | - | - | - | - | - | - | - | 9 | -10.0% | ▼ | 9 |
| Non-Capital Felonies and Related Matters | 2015 | 6 | 5 | 7 | 17 | 8 | 5 | 9 | 22 | 3 | 10 | 10 | 7 | 6 | | | 109 |
| | 2016 | 16 | - | - | - | - | - | - | - | - | - | - | - | 16 | 166.7% | ▲ | 16 |
| Other | 2015 | - | 1 | 1 | - | 1 | 1 | 1 | 1 | 1 | 1 | 1 | - | 0 | | | 9 |
| | 2016 | 1 | - | - | - | - | - | - | - | - | - | - | - | 1 | 0.0% | ↔ | 1 |
| Other Criminally Related Matters | 2015 | 1 | 7 | 3 | 2 | 5 | 2 | 5 | 7 | 4 | 4 | 1 | 2 | 1 | | | 43 |
| | 2016 | 5 | - | - | - | - | - | - | - | - | - | - | - | 5 | 400.0% | ▲ | 5 |
| Probates/Wills and Trusts - Le | 2015 | - | 1 | - | - | - | - | - | - | - | - | - | - | 0 | | | 1 |
| Probates/Wills and Trusts - Le | 2015 | 1 | - | 1 | 1 | - | 1 | - | - | - | - | - | - | 1 | 0.0% | ↔ | 4 |
| Uncontested Divorce | 2015 | - | 5 | 5 | 2 | 2 | 8 | 2 | 3 | 4 | 5 | - | - | 0 | | | 36 |
| | 2016 | 5 | - | - | - | - | - | - | - | - | - | - | - | 5 | 0.0% | ↔ | 5 |

Court: Greene Circuit

Start/End Date: Jan-15 / Jan-16

2015 Average Month: 88

Jan-Jan 2015: 84

Filings Trending: ▲

Circuit/Court ID: 16

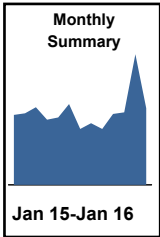
216079

Type of Case: Filings

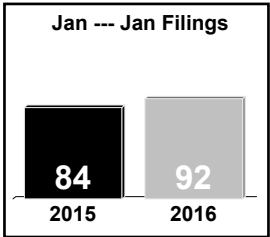
2016 Average Month:92

Jan-Jan 2016 : 92

Overall AVG. Month: 88



| Totals | | |
|----------|-------|------|
| | 2015 | 2016 |
| Civil | 210 | 18 |
| Criminal | 282 | 29 |
| Other | 564 | 45 |
| Total | 1,056 | 92 |



| Jan --- Jan Filings | | | | |
|---------------------|------|------|----------|----------|
| | 2015 | 2016 | % Change | Trending |
| Civil | 22 | 18 | -18.2% | ▼ |
| Criminal | 21 | 29 | 38.1% | ▲ |
| Other | 41 | 45 | 9.8% | ▲ |
| Total | 84 | 92 | 9.5% | ▲ |

| | Jan | Feb | Mar | Apr | May | Jun | Jul | Aug | Sep | Oct | Nov | Dec | Thru Jan | % Change | Trending | Total |
|------|-----|-----|-----|-----|-----|-----|-----|-----|-----|-----|-----|-----|----------|----------|----------|-------|
| 2015 | 84 | 86 | 93 | 78 | 81 | 97 | 67 | 74 | 67 | 85 | 87 | 157 | 84 | | | 1,056 |
| 2016 | 92 | - | - | - | - | - | - | - | - | - | - | - | 92 | 9.5% | ▲ | 92 |

| | | Jan | Feb | Mar | Apr | May | Jun | Jul | Aug | Sep | Oct | Nov | Dec | Thru Jan | % Change | Trending | Total |
|--|------|-----|-----|-----|-----|-----|-----|-----|-----|-----|-----|-----|-----|----------|----------|----------|-------|
| Contested Divorce | 2015 | - | 1 | 2 | 1 | - | 1 | 2 | 1 | - | 1 | 1 | - | 0 | | | 10 |
| Domestic and Family - Level 1 | 2015 | 2 | - | 1 | - | 5 | 2 | 1 | 1 | 4 | - | - | 1 | 2 | 0.0% | ↔ | 17 |
| | 2016 | 2 | - | - | - | - | - | - | - | - | - | - | - | 2 | 0.0% | ↔ | 2 |
| Domestic and Family - Level 2 | 2015 | 1 | - | 2 | - | - | - | 1 | - | - | 1 | - | - | 1 | | | 5 |
| General Civil - Level 1 | 2015 | - | 1 | - | - | - | - | - | - | - | - | - | - | 0 | | | 1 |
| General Civil - Level 2 | 2015 | 5 | 2 | 4 | 1 | - | 5 | 1 | 1 | 2 | 3 | 1 | 2 | 5 | 0.0% | ↔ | 27 |
| | 2016 | 3 | - | - | - | - | - | - | - | - | - | - | - | 3 | -40.0% | ▼ | 3 |
| General Civil - Level 3 | 2015 | - | 2 | 2 | 1 | 8 | 3 | - | 1 | 2 | - | 1 | 2 | 0 | | | 22 |
| | 2016 | 1 | - | - | - | - | - | - | - | - | - | - | - | 1 | 0.0% | ↔ | 1 |
| Miscellaneous | 2015 | 43 | 44 | 41 | 43 | 42 | 57 | 37 | 50 | 44 | 51 | 46 | 121 | 43 | | | 619 |
| | 2016 | 51 | - | - | - | - | - | - | - | - | - | - | - | 51 | 18.6% | ▲ | 51 |
| Misdemeanor | 2015 | 5 | 6 | 4 | 4 | 1 | 5 | 2 | 8 | 2 | 11 | 1 | 9 | 5 | | | 58 |
| | 2016 | 3 | - | - | - | - | - | - | - | - | - | - | - | 3 | -40.0% | ▼ | 3 |
| Non-Capital Felonies and Related Matters | 2015 | 15 | 21 | 25 | 26 | 13 | 20 | 18 | 6 | 6 | 14 | 30 | 17 | 15 | | | 211 |
| | 2016 | 26 | - | - | - | - | - | - | - | - | - | - | - | 26 | 73.3% | ▲ | 26 |
| Other | 2015 | 8 | 5 | 1 | - | 3 | 1 | 2 | - | 4 | - | - | - | 8 | | | 24 |
| | 2016 | 1 | - | - | - | - | - | - | - | - | - | - | - | 1 | -87.5% | ▼ | 1 |
| Other Criminally Related Matters | 2015 | 1 | - | - | - | 1 | - | 2 | 2 | 1 | 2 | 1 | 4 | 1 | | | 14 |
| | 2016 | 1 | - | - | - | - | - | - | - | - | - | - | - | 1 | 0.0% | ↔ | 1 |
| Probates/Wills and Trusts - Le | 2015 | - | - | 3 | - | - | 2 | - | 2 | 2 | - | - | - | 0 | | | 9 |
| Uncontested Divorce | 2015 | 4 | 4 | 8 | 2 | 8 | 1 | 1 | 2 | - | 2 | 6 | 1 | 4 | 0.0% | ↔ | 39 |
| | 2016 | 4 | - | - | - | - | - | - | - | - | - | - | - | 4 | 0.0% | ↔ | 4 |

Court: Louisa Circuit

Start/End Date: Jan-15 / Jan-16

2015 Average Month: 181

Jan-Jan 2015: 178

Filings Trending: ▲

Circuit/Court ID: 16

216109


Type of Case: Filings

2016 Average Month:257

Jan-Jan 2016 : 257

Overall AVG. Month: 187

Monthly Summary

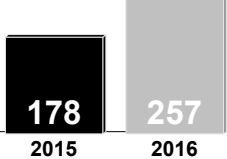


Jan 15-Jan 16

Totals

| | 2015 | 2016 |
|----------|-------|------|
| Civil | 435 | 29 |
| Criminal | 857 | 112 |
| Other | 882 | 116 |
| Total | 2,174 | 257 |

Jan --- Jan Filings



178 2015 257 2016

Jan --- Jan Filings

| | 2015 | 2016 | % Change | Trending |
|----------|------|------|----------|----------|
| Civil | 31 | 29 | -6.5% | ▼ |
| Criminal | 82 | 112 | 36.6% | ▲ |
| Other | 65 | 116 | 78.5% | ▲ |
| Total | 178 | 257 | 44.4% | ▲ |

| | Jan | Feb | Mar | Apr | May | Jun | Jul | Aug | Sep | Oct | Nov | Dec | Thru Jan | % Change | Trending | Total |
|------|-----|-----|-----|-----|-----|-----|-----|-----|-----|-----|-----|-----|----------|----------|----------|-------|
| 2015 | 178 | 184 | 159 | 179 | 145 | 155 | 156 | 143 | 254 | 127 | 186 | 308 | 178 | | | 2,174 |
| 2016 | 257 | - | - | - | - | - | - | - | - | - | - | - | 257 | 44.4% | ▲ | 257 |

| | | Jan | Feb | Mar | Apr | May | Jun | Jul | Aug | Sep | Oct | Nov | Dec | Thru Jan | % Change | Trending | Total |
|--|------|-----|-----|-----|-----|-----|-----|-----|-----|-----|-----|-----|-----|----------|----------|----------|-------|
| Administrative Law | 2015 | 1 | - | 1 | - | 1 | - | 2 | - | - | - | - | 1 | 1 | | | 6 |
| Contested Divorce | 2015 | 1 | 2 | 1 | 4 | 1 | 1 | 2 | 4 | 3 | 4 | 2 | 1 | 1 | | | 26 |
| | 2016 | 3 | - | - | - | - | - | - | - | - | - | - | - | 3 | 200.0% | ▲ | 3 |
| Domestic and Family - Level 1 | 2015 | - | 8 | - | 3 | - | 2 | 1 | 11 | - | 3 | - | 13 | 0 | | | 41 |
| Domestic and Family - Level 2 | 2015 | - | 4 | - | 1 | - | - | 2 | 1 | - | - | 3 | 1 | 0 | 0.0% | ↔ | 12 |
| General Civil - Level 1 | 2015 | 3 | 1 | - | - | - | 1 | - | - | - | - | - | - | 3 | 0.0% | ↔ | 5 |
| General Civil - Level 2 | 2015 | 7 | 5 | 4 | 6 | 4 | 5 | 7 | 8 | 7 | 7 | 13 | 7 | 7 | | | 80 |
| | 2016 | 5 | - | - | - | - | - | - | - | - | - | - | - | 5 | -28.6% | ▼ | 5 |
| General Civil - Level 3 | 2015 | 2 | 1 | 1 | 9 | 5 | 4 | 5 | 2 | 2 | 7 | 4 | 9 | 2 | | | 51 |
| | 2016 | 6 | - | - | - | - | - | - | - | - | - | - | - | 6 | 200.0% | ▲ | 6 |
| Miscellaneous | 2015 | 56 | 54 | 73 | 45 | 53 | 49 | 40 | 42 | 61 | 55 | 61 | 129 | 56 | | | 718 |
| | 2016 | 103 | - | - | - | - | - | - | - | - | - | - | - | 103 | 83.9% | ▲ | 103 |
| Misdemeanor | 2015 | 25 | 20 | 21 | 17 | 21 | 24 | 27 | 8 | 15 | 15 | 19 | 27 | 25 | | | 239 |
| | 2016 | 27 | - | - | - | - | - | - | - | - | - | - | - | 27 | 8.0% | ▲ | 27 |
| Non-Capital Felonies and Related Matters | 2015 | 56 | 62 | 22 | 67 | 25 | 35 | 34 | 43 | 151 | 13 | 64 | 8 | 56 | | | 580 |
| | 2016 | 82 | - | - | - | - | - | - | - | - | - | - | - | 82 | 46.4% | ▲ | 82 |
| Other | 2015 | 20 | 22 | 21 | 15 | 21 | 24 | 21 | 15 | 6 | 14 | 16 | 102 | 20 | | | 297 |
| | 2016 | 23 | - | - | - | - | - | - | - | - | - | - | - | 23 | 15.0% | ▲ | 23 |
| Other Criminally Related Matters | 2015 | 3 | 3 | 5 | 5 | 4 | 5 | 8 | 3 | 3 | - | 1 | 1 | 3 | | | 41 |
| | 2016 | 3 | - | - | - | - | - | - | - | - | - | - | - | 3 | 0.0% | ↔ | 3 |
| Probates/Wills and Trusts - Le | 2015 | - | 1 | - | - | - | - | - | - | - | 1 | - | - | 0 | | | 2 |
| Probates/Wills and Trusts - Level 2 | 2015 | 1 | - | - | 2 | 3 | - | - | - | - | - | - | 1 | 1 | 0.0% | ↔ | 7 |
| | 2016 | 1 | - | - | - | - | - | - | - | - | - | - | - | 1 | 0.0% | ↔ | 1 |
| Uncontested Divorce | 2015 | 3 | 1 | 10 | 5 | 7 | 5 | 7 | 6 | 6 | 8 | 3 | 8 | 3 | | | 69 |
| | 2016 | 4 | - | - | - | - | - | - | - | - | - | - | - | 4 | 33.3% | ▲ | 4 |

Court: Madison Circuit

Start/End Date: Jan-15 / Jan-16

2015 Average Month: 62

Jan-Jan 2015: 40

Filings Trending: ▲

Circuit/Court ID: 16

216113


Type of Case: Filings

2016 Average Month:74

Jan-Jan 2016 : 74

Overall AVG. Month: 63

Monthly Summary

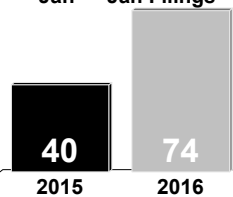


Jan 15-Jan 16

Totals

| | 2015 | 2016 |
|----------|------|------|
| Civil | 165 | 10 |
| Criminal | 181 | 13 |
| Other | 399 | 51 |
| Total | 745 | 74 |

Jan --- Jan Filings



40 2015 74 2016

Jan --- Jan Filings

| | 2015 | 2016 | % Change | Trending |
|----------|------|------|----------|----------|
| Civil | 4 | 10 | 150.0% | ▲ |
| Criminal | 4 | 13 | 225.0% | ▲ |
| Other | 32 | 51 | 59.4% | ▲ |
| Total | 40 | 74 | 85.0% | ▲ |

| | Jan | Feb | Mar | Apr | May | Jun | Jul | Aug | Sep | Oct | Nov | Dec | Thru Jan | % Change | Trending | Total |
|------|-----|-----|-----|-----|-----|-----|-----|-----|-----|-----|-----|-----|----------|----------|----------|-------|
| 2015 | 40 | 70 | 62 | 66 | 40 | 53 | 66 | 55 | 54 | 93 | 34 | 112 | 40 | | | 745 |
| 2016 | 74 | - | - | - | - | - | - | - | - | - | - | - | 74 | 85.0% | ▲ | 74 |

| | | Jan | Feb | Mar | Apr | May | Jun | Jul | Aug | Sep | Oct | Nov | Dec | Thru Jan | % Change | Trending | Total |
|--|------|-----|-----|-----|-----|-----|-----|-----|-----|-----|-----|-----|-----|----------|----------|----------|-------|
| Contested Divorce | 2015 | - | 1 | 1 | 2 | 1 | 1 | 2 | - | - | 1 | 1 | - | 0 | | | 10 |
| Domestic and Family - Level 1 | 2015 | - | 2 | 2 | 4 | - | 6 | 1 | 3 | - | 2 | - | 1 | 0 | 0.0% | ↔ | 21 |
| Domestic and Family - Level 2 | 2015 | 1 | 1 | 3 | - | 1 | - | - | 1 | - | - | - | - | 1 | 0.0% | ↔ | 7 |
| | 2016 | 1 | - | - | - | - | - | - | - | - | - | - | - | 1 | 0.0% | ↔ | 1 |
| General Civil - Level 2 | 2015 | - | 1 | 3 | 3 | - | 4 | 3 | 3 | 1 | - | 2 | - | 0 | | | 20 |
| | 2016 | 1 | - | - | - | - | - | - | - | - | - | - | - | 1 | 0.0% | ↔ | 1 |
| General Civil - Level 3 | 2015 | - | 1 | 1 | 3 | 6 | 1 | 1 | - | 1 | 3 | 1 | - | 0 | | | 18 |
| | 2016 | 1 | - | - | - | - | - | - | - | - | - | - | - | 1 | 0.0% | ↔ | 1 |
| Miscellaneous | 2015 | 26 | 25 | 23 | 23 | 16 | 14 | 31 | 15 | 34 | 35 | 22 | 35 | 26 | | | 299 |
| | 2016 | 44 | - | - | - | - | - | - | - | - | - | - | - | 44 | 69.2% | ▲ | 44 |
| Misdemeanor | 2015 | 2 | 10 | 8 | 6 | 3 | 5 | 3 | 10 | 3 | 8 | 1 | - | 2 | | | 59 |
| | 2016 | 4 | - | - | - | - | - | - | - | - | - | - | - | 4 | 100.0% | ▲ | 4 |
| Non-Capital Felonies and Related Matters | 2015 | 2 | 9 | 3 | 12 | 5 | 14 | 5 | 7 | 3 | 30 | 2 | 17 | 2 | | | 109 |
| | 2016 | 9 | - | - | - | - | - | - | - | - | - | - | - | 9 | 350.0% | ▲ | 9 |
| Other | 2015 | 8 | 15 | 16 | 6 | 5 | 7 | 17 | 13 | 9 | 12 | 4 | 56 | 8 | | | 168 |
| | 2016 | 11 | - | - | - | - | - | - | - | - | - | - | - | 11 | 37.5% | ▲ | 11 |
| Other Criminally Related Matte | 2015 | - | 4 | - | 1 | - | 1 | 1 | 1 | 3 | 1 | - | 1 | 0 | | | 13 |
| Probates/Wills and Trusts - Level 2 | 2015 | - | - | - | - | 1 | - | - | 2 | - | - | - | - | 0 | 0.0% | ↔ | 3 |
| | 2016 | 1 | - | - | - | - | - | - | - | - | - | - | - | 1 | 0.0% | ↔ | 1 |
| Uncontested Divorce | 2015 | 1 | 1 | 2 | 6 | 2 | - | 2 | - | - | 1 | 1 | 2 | 1 | | | 18 |
| | 2016 | 2 | - | - | - | - | - | - | - | - | - | - | - | 2 | 100.0% | ▲ | 2 |

Court: Orange Circuit

Start/End Date: Jan-15 / Jan-16

2015 Average Month: 151

Jan-Jan 2015: 140

Filings Trending: ▲

Circuit/Court ID: 16

216137


Type of Case: Filings

2016 Average Month:174

Jan-Jan 2016 : 174

Overall AVG. Month: 152

Monthly Summary




Jan 15-Jan 16

Totals

| | 2015 | 2016 |
|----------|-------|------|
| Civil | 386 | 27 |
| Criminal | 780 | 66 |
| Other | 640 | 81 |
| Total | 1,806 | 174 |

Jan --- Jan Filings



140 2015 174 2016

Jan --- Jan Filings

| | 2015 | 2016 | % Change | Trending |
|----------|------|------|----------|----------|
| Civil | 28 | 27 | -3.6% | ▼ |
| Criminal | 73 | 66 | -9.6% | ▼ |
| Other | 39 | 81 | 107.7% | ▲ |
| Total | 140 | 174 | 24.3% | ▲ |

| | Jan | Feb | Mar | Apr | May | Jun | Jul | Aug | Sep | Oct | Nov | Dec | Thru Jan | % Change | Trending | Total |
|------|-----|-----|-----|-----|-----|-----|-----|-----|-----|-----|-----|-----|----------|----------|----------|-------|
| 2015 | 140 | 97 | 211 | 132 | 187 | 101 | 160 | 86 | 178 | 124 | 208 | 182 | 140 | | | 1,806 |
| 2016 | 174 | - | - | - | - | - | - | - | - | - | - | - | 174 | 24.3% | ▲ | 174 |

| | | Jan | Feb | Mar | Apr | May | Jun | Jul | Aug | Sep | Oct | Nov | Dec | Thru Jan | % Change | Trending | Total |
|--|------|-----|-----|-----|-----|-----|-----|-----|-----|-----|-----|-----|-----|----------|----------|----------|-------|
| Administrative Law | 2015 | - | 1 | - | - | 1 | - | - | - | - | - | 2 | - | 0 | | | 4 |
| Contested Divorce | 2015 | 3 | 3 | 6 | 5 | 4 | 3 | 5 | 4 | 3 | 2 | 3 | 3 | 3 | 0.0% | ↔ | 44 |
| | 2016 | 2 | - | - | - | - | - | - | - | - | - | - | - | 2 | -33.3% | ▼ | 2 |
| Domestic and Family - Level 1 | 2015 | 4 | 4 | 1 | 5 | - | 1 | 6 | - | 4 | - | 7 | 1 | 4 | | | 33 |
| | 2016 | 1 | - | - | - | - | - | - | - | - | - | - | - | 1 | -75.0% | ▼ | 1 |
| Domestic and Family - Level 2 | 2015 | 2 | - | 2 | 4 | 1 | 3 | 2 | 1 | 1 | - | 3 | - | 2 | | | 19 |
| | 2016 | 1 | - | - | - | - | - | - | - | - | - | - | - | 1 | -50.0% | ▼ | 1 |
| General Civil - Level 1 | 2015 | - | - | - | - | - | - | 1 | 1 | 1 | - | 1 | - | 0 | | | 4 |
| General Civil - Level 2 | 2015 | 5 | 3 | 5 | 4 | 6 | 4 | 8 | 3 | 3 | 5 | 9 | 9 | 5 | 0.0% | ↔ | 64 |
| | 2016 | 3 | - | - | - | - | - | - | - | - | - | - | - | 3 | -40.0% | ▼ | 3 |
| General Civil - Level 3 | 2015 | 2 | 5 | 7 | 1 | 3 | - | 3 | 3 | 4 | 2 | 1 | 2 | 2 | | | 33 |
| | 2016 | 6 | - | - | - | - | - | - | - | - | - | - | - | 6 | 200.0% | ▲ | 6 |
| Miscellaneous | 2015 | 45 | 48 | 60 | 51 | 42 | 61 | 52 | 46 | 61 | 65 | 76 | 119 | 45 | | | 726 |
| | 2016 | 87 | - | - | - | - | - | - | - | - | - | - | - | 87 | 93.3% | ▲ | 87 |
| Misdemeanor | 2015 | 13 | 1 | 24 | 12 | 22 | 4 | 22 | 8 | 30 | 3 | 24 | 7 | 13 | | | 170 |
| | 2016 | 10 | - | - | - | - | - | - | - | - | - | - | - | 10 | -23.1% | ▼ | 10 |
| Non-Capital Felonies and Related Matters | 2015 | 60 | 24 | 96 | 42 | 98 | 12 | 41 | 14 | 57 | 29 | 70 | 23 | 60 | | | 566 |
| | 2016 | 51 | - | - | - | - | - | - | - | - | - | - | - | 51 | -15.0% | ▼ | 51 |
| Other | 2015 | - | 2 | 2 | 1 | 1 | 5 | 1 | 2 | 4 | 8 | 3 | 2 | 0 | | | 31 |
| | 2016 | 1 | - | - | - | - | - | - | - | - | - | - | - | 1 | 0.0% | ↔ | 1 |
| Other Criminally Related Matters | 2015 | - | 3 | 3 | - | 5 | - | 12 | - | 5 | 4 | 6 | 8 | 0 | | | 46 |
| | 2016 | 5 | - | - | - | - | - | - | - | - | - | - | - | 5 | 0.0% | ↔ | 5 |
| Probates/Wills and Trusts - Level 2 | 2015 | - | - | - | 1 | - | 1 | - | 2 | - | 1 | - | 1 | 0 | | | 6 |
| | 2016 | 1 | - | - | - | - | - | - | - | - | - | - | - | 1 | 0.0% | ↔ | 1 |
| Uncontested Divorce | 2015 | 6 | 3 | 5 | 6 | 4 | 7 | 7 | 2 | 5 | 5 | 3 | 7 | 6 | | | 60 |
| | 2016 | 6 | - | - | - | - | - | - | - | - | - | - | - | 6 | 0.0% | ↔ | 6 |

Court: Charlottesville Circuit

Start/End Date: Jan-15 / Jan-16

2015 Average Month: 126

Jan-Jan 2015: 114

Filings Trending: ▼

Circuit/Court ID: 16

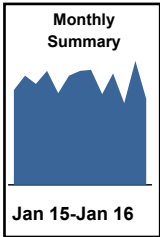
216540

Type of Case: Filings

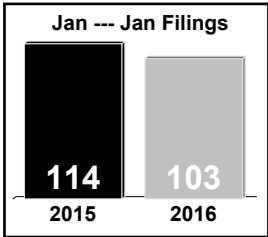
2016 Average Month:103

Jan-Jan 2016 : 103

Overall AVG. Month: 124



| | Totals | |
|----------|--------|------|
| | 2015 | 2016 |
| Civil | 414 | 20 |
| Criminal | 915 | 60 |
| Other | 180 | 23 |
| Total | 1,509 | 103 |



| | Jan --- Jan Filings | | | |
|----------|---------------------|------|----------|----------|
| | 2015 | 2016 | % Change | Trending |
| Civil | 32 | 20 | -37.5% | ▼ |
| Criminal | 64 | 60 | -6.3% | ▼ |
| Other | 18 | 23 | 27.8% | ▲ |
| Total | 114 | 103 | -9.6% | ▼ |

| | <u>Jan</u> | Feb | Mar | Apr | May | Jun | Jul | Aug | Sep | Oct | Nov | Dec | Thru Jan | % Change | Trending | <u>Total</u> |
|------|------------|-----|-----|-----|-----|-----|-----|-----|-----|-----|-----|-----|----------|----------|----------|--------------|
| 2015 | 114 | 131 | 121 | 137 | 110 | 131 | 137 | 138 | 109 | 134 | 98 | 149 | 114 | | | 1,509 |
| 2016 | 103 | - | - | - | - | - | - | - | - | - | - | - | 103 | -9.6% | ▼ | 103 |

| | | <u>Jan</u> | Feb | Mar | Apr | May | Jun | Jul | Aug | Sep | Oct | Nov | Dec | Thru Jan | % Change | Trending | <u>Total</u> |
|--|------|------------|-----|-----|-----|-----|-----|-----|-----|-----|-----|-----|-----|----------|----------|----------|--------------|
| Administrative Law | 2015 | - | - | - | 1 | 3 | 1 | 1 | - | - | 1 | 1 | - | 0 | | | 8 |
| | 2016 | 1 | - | - | - | - | - | - | - | - | - | - | - | 1 | 0.0% | ↔ | 1 |
| Capital Murder | 2015 | - | - | - | - | - | 1 | - | - | - | - | - | - | 0 | | | 1 |
| Contested Divorce | 2015 | 1 | 1 | 5 | 2 | 2 | 2 | 2 | 2 | 1 | - | 2 | 3 | 1 | 0.0% | ↔ | 23 |
| Domestic and Family - Level 1 | 2015 | 4 | 3 | 2 | 4 | 1 | 6 | 3 | - | 2 | 4 | 2 | 5 | 4 | | | 36 |
| | 2016 | 4 | - | - | - | - | - | - | - | - | - | - | - | 4 | 0.0% | ↔ | 4 |
| Domestic and Family - Level 2 | 2015 | 3 | 2 | 1 | 1 | 1 | 2 | 1 | 3 | 2 | 3 | - | 3 | 3 | | | 22 |
| | 2016 | 1 | - | - | - | - | - | - | - | - | - | - | - | 1 | -66.7% | ▼ | 1 |
| General Civil - Level 1 | 2015 | 1 | 2 | - | 2 | - | - | 2 | 2 | - | 3 | - | 1 | 1 | | | 13 |
| | 2016 | 2 | - | - | - | - | - | - | - | - | - | - | - | 2 | 100.0% | ▲ | 2 |
| General Civil - Level 2 | 2015 | 6 | 15 | 12 | 6 | 8 | 7 | 4 | 5 | 5 | 14 | 5 | 6 | 6 | | | 93 |
| | 2016 | 3 | - | - | - | - | - | - | - | - | - | - | - | 3 | -50.0% | ▼ | 3 |
| General Civil - Level 3 | 2015 | 5 | 7 | 5 | 4 | 5 | 4 | 5 | 3 | 5 | 4 | 3 | 3 | 5 | | | 53 |
| | 2016 | 2 | - | - | - | - | - | - | - | - | - | - | - | 2 | -60.0% | ▼ | 2 |
| Miscellaneous | 2015 | 26 | 21 | 20 | 20 | 20 | 18 | 28 | 27 | 28 | 18 | 21 | 40 | 26 | | | 287 |
| | 2016 | 28 | - | - | - | - | - | - | - | - | - | - | - | 28 | 7.7% | ▲ | 28 |
| Misdemeanor | 2015 | 14 | 22 | 4 | 14 | 16 | 27 | 18 | 20 | 14 | 7 | 18 | 23 | 14 | | | 197 |
| | 2016 | 17 | - | - | - | - | - | - | - | - | - | - | - | 17 | 21.4% | ▲ | 17 |
| Non-Capital Felonies and Related Matters | 2015 | 47 | 54 | 64 | 76 | 51 | 52 | 61 | 62 | 45 | 70 | 41 | 56 | 47 | | | 679 |
| | 2016 | 41 | - | - | - | - | - | - | - | - | - | - | - | 41 | -12.8% | ▼ | 41 |
| Other | 2015 | - | - | - | - | - | - | 1 | - | - | - | - | - | 0 | | | 1 |
| | 2016 | 2 | - | - | - | - | - | - | - | - | - | - | - | 2 | 0.0% | ↔ | 2 |
| Other Criminally Related Matters | 2015 | 3 | 3 | 2 | 1 | 2 | 3 | 6 | 6 | 2 | 6 | 1 | 4 | 3 | | | 39 |
| | 2016 | 2 | - | - | - | - | - | - | - | - | - | - | - | 2 | -33.3% | ▼ | 2 |
| Probates/Wills and Trusts - Le | 2015 | 1 | - | - | - | - | - | - | - | - | 1 | - | - | 1 | | | 2 |
| Probates/Wills and Trusts - Le | 2015 | - | 1 | 1 | - | - | 5 | - | 1 | - | 1 | 2 | 1 | 0 | | | 12 |
| Uncontested Divorce | 2015 | 3 | - | 5 | 6 | 1 | 3 | 5 | 7 | 5 | 2 | 2 | 4 | 3 | 0.0% | ↔ | 43 |

Court: Arlington Circuit

Start/End Date: Jan-15 / Jan-16

2015 Average Month: 804

Jan-Jan 2015: 716

Filings Trending: ▲

Circuit/Court ID: 17

217013


Type of Case: Filings

2016 Average Month:849

Jan-Jan 2016 : 849

Overall AVG. Month: 807

Monthly Summary

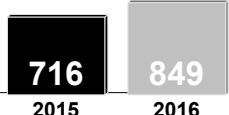


Jan 15-Jan 16

Totals

| | 2015 | 2016 |
|----------|-------|------|
| Civil | 2,408 | 188 |
| Criminal | 4,264 | 259 |
| Other | 2,975 | 402 |
| Total | 9,647 | 849 |

Jan --- Jan Filings



716 849

2015 2016

Jan --- Jan Filings

| | 2015 | 2016 | % Change | Trending |
|----------|------|------|----------|----------|
| Civil | 201 | 188 | -6.5% | ▼ |
| Criminal | 316 | 259 | -18.0% | ▼ |
| Other | 199 | 402 | 102.0% | ▲ |
| Total | 716 | 849 | 18.6% | ▲ |

| | Jan | Feb | Mar | Apr | May | Jun | Jul | Aug | Sep | Oct | Nov | Dec | Thru Jan | % Change | Trending | Total |
|------|-----|-----|-----|-----|-----|-----|-----|-----|-----|-----|-----|-------|----------|----------|----------|-------|
| 2015 | 716 | 703 | 837 | 858 | 721 | 814 | 798 | 744 | 707 | 837 | 796 | 1,116 | 716 | | | 9,647 |
| 2016 | 849 | - | - | - | - | - | - | - | - | - | - | - | 849 | 18.6% | ▲ | 849 |

| | | Jan | Feb | Mar | Apr | May | Jun | Jul | Aug | Sep | Oct | Nov | Dec | Thru Jan | % Change | Trending | Total |
|--|------|-----|-----|-----|-----|-----|-----|-----|-----|-----|-----|-----|-----|----------|----------|----------|-------|
| Administrative Law | 2015 | 1 | - | 2 | - | - | 2 | 1 | 1 | - | 1 | 2 | - | 1 | | | 10 |
| Contested Divorce | 2015 | 14 | 8 | 18 | 30 | 13 | 24 | 20 | 16 | 21 | 18 | 18 | 21 | 14 | | | 221 |
| | 2016 | 11 | - | - | - | - | - | - | - | - | - | - | - | 11 | -21.4% | ▼ | 11 |
| Domestic and Family - Level 1 | 2015 | 8 | 11 | 7 | 10 | 6 | 4 | 7 | 22 | 15 | 3 | 9 | 15 | 8 | | | 117 |
| | 2016 | 16 | - | - | - | - | - | - | - | - | - | - | - | 16 | 100.0% | ▲ | 16 |
| Domestic and Family - Level 2 | 2015 | 6 | 9 | 7 | 9 | 5 | 10 | 2 | 7 | 5 | 7 | 12 | 10 | 6 | | | 89 |
| | 2016 | 4 | - | - | - | - | - | - | - | - | - | - | - | 4 | -33.3% | ▼ | 4 |
| General Civil - Level 1 | 2015 | 1 | 2 | 5 | 2 | 2 | 2 | 2 | - | 4 | 2 | - | 3 | 1 | | | 25 |
| | 2016 | 2 | - | - | - | - | - | - | - | - | - | - | - | 2 | 100.0% | ▲ | 2 |
| General Civil - Level 2 | 2015 | 39 | 23 | 37 | 34 | 43 | 41 | 38 | 38 | 35 | 36 | 36 | 41 | 39 | | | 441 |
| | 2016 | 29 | - | - | - | - | - | - | - | - | - | - | - | 29 | -25.6% | ▼ | 29 |
| General Civil - Level 3 | 2015 | 8 | 9 | 17 | 7 | 14 | 9 | 12 | 12 | 8 | 15 | 9 | 8 | 8 | | | 128 |
| | 2016 | 4 | - | - | - | - | - | - | - | - | - | - | - | 4 | -50.0% | ▼ | 4 |
| Miscellaneous | 2015 | 160 | 148 | 130 | 161 | 131 | 142 | 163 | 159 | 148 | 151 | 178 | 274 | 160 | | | 1,945 |
| | 2016 | 195 | - | - | - | - | - | - | - | - | - | - | - | 195 | 21.9% | ▲ | 195 |
| Misdemeanor | 2015 | 45 | 51 | 71 | 60 | 56 | 53 | 40 | 43 | 38 | 56 | 71 | 70 | 45 | | | 654 |
| | 2016 | 53 | - | - | - | - | - | - | - | - | - | - | - | 53 | 17.8% | ▲ | 53 |
| Non-Capital Felonies and Related Matters | 2015 | 187 | 193 | 238 | 297 | 220 | 253 | 257 | 242 | 217 | 282 | 223 | 277 | 187 | | | 2,886 |
| | 2016 | 165 | - | - | - | - | - | - | - | - | - | - | - | 165 | -11.8% | ▼ | 165 |
| Other | 2015 | 124 | 174 | 150 | 155 | 128 | 190 | 178 | 108 | 146 | 144 | 153 | 296 | 124 | | | 1,946 |
| | 2016 | 300 | - | - | - | - | - | - | - | - | - | - | - | 300 | 141.9% | ▲ | 300 |
| Other Criminally Related Matters | 2015 | 86 | 49 | 114 | 43 | 66 | 47 | 40 | 59 | 37 | 78 | 50 | 72 | 86 | | | 741 |
| | 2016 | 41 | - | - | - | - | - | - | - | - | - | - | - | 41 | -52.3% | ▼ | 41 |
| Probates/Wills and Trusts - Level 1 | 2015 | - | 1 | 2 | 2 | 6 | 2 | 4 | 2 | 2 | 1 | 1 | 1 | 0 | | | 24 |
| | 2016 | 1 | - | - | - | - | - | - | - | - | - | - | - | 1 | 0.0% | ↔ | 1 |
| Probates/Wills and Trusts - Level 2 | 2015 | 8 | 5 | 11 | 13 | 9 | 7 | 5 | 8 | 7 | 9 | 8 | 9 | 8 | | | 99 |
| | 2016 | 7 | - | - | - | - | - | - | - | - | - | - | - | 7 | -12.5% | ▼ | 7 |
| Uncontested Divorce | 2015 | 29 | 20 | 28 | 35 | 22 | 28 | 29 | 27 | 24 | 34 | 26 | 19 | 29 | | | 321 |
| | 2016 | 21 | - | - | - | - | - | - | - | - | - | - | - | 21 | -27.6% | ▼ | 21 |

Court: Fauquier Circuit

Start/End Date: Jan-15 / Jan-16

2015 Average Month: 298

Jan-Jan 2015: 266

Filings Trending: ▲

Circuit/Court ID: 20

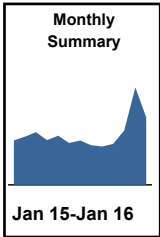
220061

Type of Case: Filings

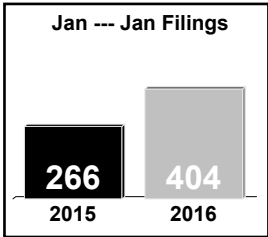
2016 Average Month:404

Jan-Jan 2016 : 404

Overall AVG. Month: 306



| Totals | | |
|----------|-------|------|
| | 2015 | 2016 |
| Civil | 791 | 61 |
| Criminal | 959 | 125 |
| Other | 1,826 | 218 |
| Total | 3,576 | 404 |



| Jan --- Jan Filings | | | | |
|---------------------|------|------|----------|----------|
| | 2015 | 2016 | % Change | Trending |
| Civil | 41 | 61 | 48.8% | ▲ |
| Criminal | 111 | 125 | 12.6% | ▲ |
| Other | 114 | 218 | 91.2% | ▲ |
| Total | 266 | 404 | 51.9% | ▲ |

| | Jan | Feb | Mar | Apr | May | Jun | Jul | Aug | Sep | Oct | Nov | Dec | Thru Jan | % Change | Trending | Total |
|------|-----|-----|-----|-----|-----|-----|-----|-----|-----|-----|-----|-----|----------|----------|----------|-------|
| 2015 | 266 | 290 | 317 | 269 | 295 | 250 | 267 | 238 | 229 | 245 | 326 | 584 | 266 | | | 3,576 |
| 2016 | 404 | - | - | - | - | - | - | - | - | - | - | - | 404 | 51.9% | ▲ | 404 |

| | | Jan | Feb | Mar | Apr | May | Jun | Jul | Aug | Sep | Oct | Nov | Dec | Thru Jan | % Change | Trending | Total |
|--|------|-----|-----|-----|-----|-----|-----|-----|-----|-----|-----|-----|-----|----------|----------|----------|-------|
| Administrative Law | 2015 | - | - | - | - | - | - | - | 2 | - | - | - | 1 | 0 | | | 3 |
| Contested Divorce | 2015 | 5 | 7 | 3 | 4 | 5 | 7 | 2 | 3 | 8 | 4 | 4 | 4 | 5 | 0.0% | ↔ | 56 |
| | 2016 | 3 | - | - | - | - | - | - | - | - | - | - | - | 3 | -40.0% | ▼ | 3 |
| Domestic and Family - Level 1 | 2015 | 3 | 3 | - | - | 5 | 7 | 8 | 1 | 2 | 6 | 4 | - | 3 | | | 39 |
| | 2016 | 3 | - | - | - | - | - | - | - | - | - | - | - | 3 | 0.0% | ↔ | 3 |
| Domestic and Family - Level 2 | 2015 | 1 | 3 | 5 | 3 | 4 | 2 | 3 | 3 | 2 | - | 2 | 4 | 1 | | | 32 |
| | 2016 | 1 | - | - | - | - | - | - | - | - | - | - | - | 1 | 0.0% | ↔ | 1 |
| General Civil - Level 1 | 2015 | 1 | - | 2 | 2 | 1 | 1 | - | 1 | - | - | - | 1 | 1 | | | 9 |
| | 2016 | 1 | - | - | - | - | - | - | - | - | - | - | - | 1 | 0.0% | ↔ | 1 |
| General Civil - Level 2 | 2015 | 7 | 15 | 20 | 11 | 14 | 14 | 12 | 11 | 11 | 11 | 8 | 10 | 7 | | | 144 |
| | 2016 | 14 | - | - | - | - | - | - | - | - | - | - | - | 14 | 100.0% | ▲ | 14 |
| General Civil - Level 3 | 2015 | 1 | 3 | 1 | 7 | 6 | 2 | 3 | 4 | 1 | 5 | 7 | 7 | 1 | | | 47 |
| Miscellaneous | 2015 | 104 | 127 | 129 | 109 | 106 | 110 | 106 | 115 | 102 | 100 | 137 | 253 | 104 | | | 1,498 |
| | 2016 | 208 | - | - | - | - | - | - | - | - | - | - | - | 208 | 100.0% | ▲ | 208 |
| Misdemeanor | 2015 | 14 | 22 | 17 | 14 | 33 | 17 | 19 | 13 | 12 | 23 | 33 | 25 | 14 | | | 242 |
| | 2016 | 19 | - | - | - | - | - | - | - | - | - | - | - | 19 | 35.7% | ▲ | 19 |
| Non-Capital Felonies and Related Matters | 2015 | 90 | 53 | 80 | 65 | 67 | 24 | 52 | 39 | 38 | 46 | 81 | 32 | 90 | | | 667 |
| | 2016 | 102 | - | - | - | - | - | - | - | - | - | - | - | 102 | 13.3% | ▲ | 102 |
| Other | 2015 | 25 | 38 | 39 | 41 | 35 | 54 | 40 | 32 | 40 | 32 | 28 | 229 | 25 | | | 633 |
| | 2016 | 37 | - | - | - | - | - | - | - | - | - | - | - | 37 | 48.0% | ▲ | 37 |
| Other Criminally Related Matters | 2015 | 7 | 1 | 4 | 2 | 5 | 4 | 5 | 3 | 2 | 6 | 9 | 3 | 7 | | | 51 |
| | 2016 | 4 | - | - | - | - | - | - | - | - | - | - | - | 4 | -42.9% | ▼ | 4 |
| Probates/Wills and Trusts - Le | 2015 | - | - | 1 | 1 | - | - | - | - | - | - | - | - | 0 | | | 2 |
| Probates/Wills and Trusts - Level 2 | 2015 | 2 | 4 | - | 5 | 1 | 2 | 1 | - | - | 2 | - | - | 2 | 0.0% | ↔ | 17 |
| | 2016 | 1 | - | - | - | - | - | - | - | - | - | - | - | 1 | -50.0% | ▼ | 1 |
| Protective Orders | 2015 | 1 | 1 | 1 | - | - | 1 | 2 | 1 | 1 | 1 | 1 | - | 1 | | | 10 |
| Uncontested Divorce | 2015 | 5 | 13 | 15 | 5 | 13 | 5 | 14 | 10 | 10 | 9 | 12 | 15 | 5 | | | 126 |
| | 2016 | 11 | - | - | - | - | - | - | - | - | - | - | - | 11 | 120.0% | ▲ | 11 |

Court: Loudoun Circuit

Start/End Date: Jan-15 / Jan-16

2015 Average Month: 879

Jan-Jan 2015: 785

Filings Trending: ▲

Circuit/Court ID: 20

220107


Type of Case: Filings

2016 Average Month:933

Jan-Jan 2016 : 933

Overall AVG. Month: 883

Monthly Summary

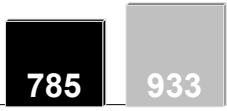


Jan 15-Jan 16

Totals

| | 2015 | 2016 |
|----------|--------|------|
| Civil | 4,425 | 319 |
| Criminal | 2,541 | 175 |
| Other | 3,577 | 439 |
| Total | 10,543 | 933 |

Jan --- Jan Filings



785 2015 933 2016

Jan --- Jan Filings

| | 2015 | 2016 | % Change | Trending |
|----------|------|------|----------|----------|
| Civil | 324 | 319 | -1.5% | ▼ |
| Criminal | 187 | 175 | -6.4% | ▼ |
| Other | 274 | 439 | 60.2% | ▲ |
| Total | 785 | 933 | 18.9% | ▲ |

| | Jan | Feb | Mar | Apr | May | Jun | Jul | Aug | Sep | Oct | Nov | Dec | Thru Jan | % Change | Trending | Total |
|------|-----|-----|-----|-----|-----|-----|-----|-----|-----|-----|-----|-------|----------|----------|----------|--------|
| 2015 | 785 | 748 | 797 | 883 | 816 | 880 | 928 | 859 | 863 | 841 | 900 | 1,243 | 785 | | | 10,543 |
| 2016 | 933 | - | - | - | - | - | - | - | - | - | - | - | 933 | 18.9% | ▲ | 933 |

| | | Jan | Feb | Mar | Apr | May | Jun | Jul | Aug | Sep | Oct | Nov | Dec | Thru Jan | % Change | Trending | Total |
|--|------|-----|-----|-----|-----|-----|-----|-----|-----|-----|-----|-----|-----|----------|----------|----------|-------|
| Administrative Law | 2015 | 8 | 3 | 4 | 1 | 1 | 5 | 6 | 5 | - | 2 | 3 | 1 | 8 | | | 39 |
| | 2016 | 3 | - | - | - | - | - | - | - | - | - | - | - | 3 | -62.5% | ▼ | 3 |
| Capital Murder | 2015 | - | 5 | - | - | - | - | - | - | - | - | - | - | 0 | | | 5 |
| | 2016 | 17 | 18 | 23 | 23 | 21 | 12 | 35 | 22 | 17 | 24 | 27 | 18 | 17 | 0.0% | ↔ | 257 |
| Contested Divorce | 2015 | 16 | - | - | - | - | - | - | - | - | - | - | - | 16 | -5.9% | ▼ | 16 |
| | 2016 | 32 | 24 | 27 | 20 | 30 | 19 | 22 | 8 | 33 | 18 | 20 | 43 | 32 | | | 296 |
| Domestic and Family - Level 1 | 2015 | 9 | - | - | - | - | - | - | - | - | - | - | - | 9 | -71.9% | ▼ | 9 |
| | 2016 | 13 | 8 | 15 | 15 | 15 | 13 | 11 | 12 | 7 | 16 | 11 | 9 | 13 | | | 145 |
| Domestic and Family - Level 2 | 2015 | 7 | - | - | - | - | - | - | - | - | - | - | - | 7 | -46.2% | ▼ | 7 |
| | 2016 | - | 3 | - | 4 | 4 | 1 | 1 | 4 | 2 | 1 | 1 | 3 | 0 | | | 24 |
| General Civil - Level 1 | 2015 | 2 | - | - | - | - | - | - | - | - | - | - | - | 2 | 0.0% | ↔ | 2 |
| | 2016 | 22 | 46 | 46 | 56 | 54 | 48 | 53 | 43 | 42 | 45 | 49 | 38 | 22 | | | 542 |
| General Civil - Level 2 | 2015 | 37 | - | - | - | - | - | - | - | - | - | - | - | 37 | 68.2% | ▲ | 37 |
| | 2016 | 24 | 18 | 30 | 28 | 32 | 33 | 29 | 21 | 31 | 30 | 18 | 32 | 24 | | | 326 |
| General Civil - Level 3 | 2015 | 34 | - | - | - | - | - | - | - | - | - | - | - | 34 | 41.7% | ▲ | 34 |
| | 2016 | 394 | 379 | 372 | 404 | 362 | 405 | 433 | 414 | 411 | 402 | 502 | 839 | 394 | | | 5,317 |
| Miscellaneous | 2015 | 577 | - | - | - | - | - | - | - | - | - | - | - | 577 | 46.4% | ▲ | 577 |
| | 2016 | 39 | 40 | 37 | 55 | 36 | 42 | 45 | 44 | 45 | 52 | 40 | 45 | 39 | | | 520 |
| Misdemeanor | 2015 | 30 | - | - | - | - | - | - | - | - | - | - | - | 30 | -23.1% | ▼ | 30 |
| | 2016 | 119 | 101 | 111 | 132 | 121 | 154 | 155 | 121 | 140 | 134 | 136 | 131 | 119 | | | 1,555 |
| Non-Capital Felonies and Related Matters | 2015 | 98 | - | - | - | - | - | - | - | - | - | - | - | 98 | -17.6% | ▼ | 98 |
| | 2016 | 23 | 9 | 39 | 25 | 22 | 42 | 17 | 37 | - | 1 | 1 | 1 | 23 | | | 217 |
| Other | 2015 | 4 | - | - | - | - | - | - | - | - | - | - | - | 4 | -82.6% | ▼ | 4 |
| | 2016 | 29 | 34 | 31 | 43 | 50 | 32 | 41 | 53 | 55 | 51 | 21 | 26 | 29 | | | 466 |
| Other Criminally Related Matters | 2015 | 48 | - | - | - | - | - | - | - | - | - | - | - | 48 | 65.5% | ▲ | 48 |
| | 2016 | - | - | - | - | 1 | - | 1 | - | 2 | - | 2 | 1 | 0 | | | 7 |
| Probates/Wills and Trusts - Level 1 | 2015 | 1 | - | - | - | - | - | - | - | - | - | - | - | 1 | 0.0% | ↔ | 1 |
| | 2016 | 8 | 8 | 7 | 13 | 5 | 13 | 9 | 11 | 6 | 7 | 9 | 1 | 8 | | | 97 |
| Probates/Wills and Trusts - Level 2 | 2015 | 5 | - | - | - | - | - | - | - | - | - | - | - | 5 | -37.5% | ▼ | 5 |
| | 2016 | 57 | 52 | 55 | 64 | 62 | 61 | 70 | 64 | 72 | 58 | 60 | 55 | 57 | | | 730 |
| Uncontested Divorce | 2015 | 62 | - | - | - | - | - | - | - | - | - | - | - | 62 | 8.8% | ▲ | 62 |
| | 2016 | | | | | | | | | | | | | | | | |

Court: Rappahannock Circuit

Start/End Date: Jan-15 / Jan-16

2015 Average Month: 36

Jan-Jan 2015: 31

Filings Trending: ▲

Circuit/Court ID: 20

220157


Type of Case: Filings

2016 Average Month:36

Jan-Jan 2016 : 36

Overall AVG. Month: 36

Monthly Summary



Jan 15-Jan 16

Totals

| | 2015 | 2016 |
|----------|------|------|
| Civil | 95 | 7 |
| Criminal | 93 | 10 |
| Other | 248 | 19 |
| Total | 436 | 36 |

Jan --- Jan Filings

31

2015

36

2016

Jan --- Jan Filings

| | 2015 | 2016 | % Change | Trending |
|----------|------|------|----------|----------|
| Civil | 6 | 7 | 16.7% | ▲ |
| Criminal | 12 | 10 | -16.7% | ▼ |
| Other | 13 | 19 | 46.2% | ▲ |
| Total | 31 | 36 | 16.1% | ▲ |

| | <u>Jan</u> | Feb | Mar | Apr | May | Jun | Jul | Aug | Sep | Oct | Nov | Dec | Thru Jan | % Change | Trending | <u>Total</u> |
|------|------------|-----|-----|-----|-----|-----|-----|-----|-----|-----|-----|-----|----------|----------|----------|--------------|
| 2015 | 31 | 29 | 45 | 29 | 38 | 37 | 39 | 24 | 39 | 37 | 28 | 60 | 31 | | | 436 |
| 2016 | 36 | - | - | - | - | - | - | - | - | - | - | - | 36 | 16.1% | ▲ | 36 |

| | | <u>Jan</u> | Feb | Mar | Apr | May | Jun | Jul | Aug | Sep | Oct | Nov | Dec | Thru Jan | % Change | Trending | <u>Total</u> |
|--|------|------------|-----|-----|-----|-----|-----|-----|-----|-----|-----|-----|-----|----------|----------|----------|--------------|
| Contested Divorce | 2015 | 1 | 1 | - | - | 1 | - | - | 1 | 1 | - | - | - | 1 | | | 5 |
| Domestic and Family - Level 1 | 2015 | - | - | - | 1 | - | - | - | 4 | - | - | 2 | - | 0 | | | 7 |
| Domestic and Family - Level 2 | 2015 | - | - | - | - | 3 | 1 | - | - | - | - | - | - | 0 | 0.0% | ↔ | 4 |
| General Civil - Level 2 | 2015 | - | - | 6 | 2 | - | 2 | - | 1 | 3 | - | 1 | 4 | 0 | 0.0% | ↔ | 19 |
| General Civil - Level 3 | 2015 | 2 | - | - | 2 | 1 | 1 | - | - | 2 | 2 | - | 3 | 2 | 0.0% | ↔ | 13 |
| Miscellaneous | 2015 | 9 | 13 | 14 | 10 | 10 | 14 | 13 | 12 | 15 | 21 | 13 | 31 | 9 | | | 175 |
| | 2016 | 24 | - | - | - | - | - | - | - | - | - | - | - | 24 | 166.7% | ▲ | 24 |
| Misdemeanor | 2015 | 4 | 2 | 2 | 2 | - | 3 | 7 | - | 3 | 3 | 2 | 1 | 4 | | | 29 |
| | 2016 | 2 | - | - | - | - | - | - | - | - | - | - | - | 2 | -50.0% | ▼ | 2 |
| Non-Capital Felonies and Related Matters | 2015 | 8 | 2 | 11 | 5 | 12 | - | 10 | 1 | 2 | 3 | 5 | 1 | 8 | | | 60 |
| | 2016 | 8 | - | - | - | - | - | - | - | - | - | - | - | 8 | 0.0% | ↔ | 8 |
| Other | 2015 | 6 | 7 | 10 | 5 | 7 | 11 | 7 | 5 | 10 | 7 | 5 | 18 | 6 | | | 98 |
| Other Criminally Related Matte | 2015 | - | - | 1 | - | 1 | - | 2 | - | - | - | - | - | 0 | | | 4 |
| Probates/Wills and Trusts - Le | 2015 | 1 | - | - | 1 | - | 1 | - | - | - | - | - | - | 1 | 0.0% | ↔ | 3 |
| Uncontested Divorce | 2015 | - | 4 | 1 | 1 | 3 | 4 | - | - | 3 | 1 | - | 2 | 0 | | | 19 |
| | 2016 | 2 | - | - | - | - | - | - | - | - | - | - | - | 2 | 0.0% | ↔ | 2 |

Court: Henry Circuit

Start/End Date: Jan-15 / Jan-16

2015 Average Month: 308

Jan-Jan 2015: 364

Filings Trending: ↔

Circuit/Court ID: 21

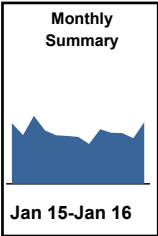
221089

Type of Case: Filings

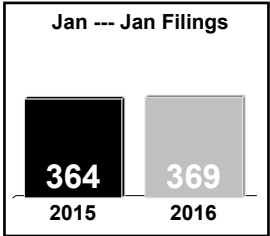
2016 Average Month:369

Jan-Jan 2016 : 369

Overall AVG. Month: 313



| Totals | | |
|----------|-------|------|
| | 2015 | 2016 |
| Civil | 748 | 55 |
| Criminal | 1,701 | 130 |
| Other | 1,248 | 184 |
| Total | 3,697 | 369 |



| Jan --- Jan Filings | | | | |
|---------------------|------|------|----------|----------|
| | 2015 | 2016 | % Change | Trending |
| Civil | 45 | 55 | 22.2% | ▲ |
| Criminal | 195 | 130 | -33.3% | ▼ |
| Other | 124 | 184 | 48.4% | ▲ |
| Total | 364 | 369 | 1.4% | ▲ |

| | Jan | Feb | Mar | Apr | May | Jun | Jul | Aug | Sep | Oct | Nov | Dec | Thru Jan | % Change | Trending | Total |
|------|-----|-----|-----|-----|-----|-----|-----|-----|-----|-----|-----|-----|----------|----------|----------|-------|
| 2015 | 364 | 294 | 408 | 320 | 291 | 287 | 281 | 239 | 327 | 307 | 305 | 274 | 364 | | | 3,697 |
| 2016 | 369 | - | - | - | - | - | - | - | - | - | - | - | 369 | 1.4% | ▲ | 369 |

| | | Jan | Feb | Mar | Apr | May | Jun | Jul | Aug | Sep | Oct | Nov | Dec | Thru Jan | % Change | Trending | Total |
|--|------|-----|-----|-----|-----|-----|-----|-----|-----|-----|-----|-----|-----|----------|----------|----------|-------|
| Administrative Law | 2015 | - | - | - | 1 | - | - | - | - | - | - | - | - | 0 | | | 1 |
| Contested Divorce | 2015 | 7 | 12 | 9 | 9 | 12 | 9 | 6 | 5 | 9 | 3 | 5 | 8 | 7 | 0.0% | ↔ | 94 |
| | 2016 | 3 | - | - | - | - | - | - | - | - | - | - | - | 3 | -57.1% | ▼ | 3 |
| Domestic and Family - Level 1 | 2015 | 2 | 6 | 5 | 1 | 1 | 4 | 6 | 4 | 4 | 1 | 7 | - | 2 | | | 41 |
| | 2016 | 3 | - | - | - | - | - | - | - | - | - | - | - | 3 | 50.0% | ▲ | 3 |
| Domestic and Family - Level 2 | 2015 | 1 | 3 | 1 | - | 1 | 3 | 1 | 1 | 2 | - | 2 | - | 1 | | | 15 |
| | 2016 | 2 | - | - | - | - | - | - | - | - | - | - | - | 2 | 100.0% | ▲ | 2 |
| General Civil - Level 1 | 2015 | - | - | 1 | 1 | 2 | - | - | - | - | - | 1 | 1 | 0 | | | 6 |
| General Civil - Level 2 | 2015 | 9 | 4 | 6 | 9 | 8 | 1 | 3 | 7 | 5 | 17 | 6 | 11 | 9 | 0.0% | ↔ | 86 |
| | 2016 | 7 | - | - | - | - | - | - | - | - | - | - | - | 7 | -22.2% | ▼ | 7 |
| General Civil - Level 3 | 2015 | 1 | 7 | 9 | 5 | 8 | 1 | 3 | 5 | 5 | 7 | 2 | 2 | 1 | | | 55 |
| | 2016 | 9 | - | - | - | - | - | - | - | - | - | - | - | 9 | 800.0% | ▲ | 9 |
| Miscellaneous | 2015 | 125 | 114 | 90 | 115 | 64 | 61 | 83 | 41 | 124 | 88 | 73 | 97 | 125 | | | 1,075 |
| | 2016 | 193 | - | - | - | - | - | - | - | - | - | - | - | 193 | 54.4% | ▲ | 193 |
| Misdemeanor | 2015 | 46 | 18 | 65 | 38 | 34 | 39 | 32 | 47 | 35 | 43 | 53 | 53 | 46 | | | 503 |
| | 2016 | 22 | - | - | - | - | - | - | - | - | - | - | - | 22 | -52.2% | ▼ | 22 |
| Non-Capital Felonies and Related Matters | 2015 | 147 | 58 | 138 | 105 | 114 | 42 | 75 | 90 | 85 | 71 | 118 | 69 | 147 | | | 1,112 |
| | 2016 | 107 | - | - | - | - | - | - | - | - | - | - | - | 107 | -27.2% | ▼ | 107 |
| Other | 2015 | 14 | 37 | 41 | 17 | 25 | 103 | 36 | 12 | 38 | 45 | 12 | 15 | 14 | | | 395 |
| | 2016 | 12 | - | - | - | - | - | - | - | - | - | - | - | 12 | -14.3% | ▼ | 12 |
| Other Criminally Related Matters | 2015 | 2 | 7 | 16 | 1 | 8 | 7 | 5 | 8 | 6 | 13 | 13 | 4 | 2 | | | 90 |
| | 2016 | 1 | - | - | - | - | - | - | - | - | - | - | - | 1 | -50.0% | ▼ | 1 |
| Probates/Wills and Trusts - Le | 2015 | - | - | 1 | 1 | 1 | - | - | - | - | - | - | - | 0 | | | 3 |
| Probates/Wills and Trusts - Level 2 | 2015 | 1 | 1 | 3 | 1 | 3 | 1 | 5 | 2 | 2 | 4 | - | - | 1 | 0.0% | ↔ | 23 |
| | 2016 | 1 | - | - | - | - | - | - | - | - | - | - | - | 1 | 0.0% | ↔ | 1 |
| Protective Orders | 2015 | - | - | - | - | - | - | - | - | - | - | - | 1 | 0 | | | 1 |
| Uncontested Divorce | 2015 | 9 | 27 | 23 | 16 | 10 | 16 | 26 | 17 | 12 | 15 | 13 | 13 | 9 | 0.0% | ↔ | 197 |
| | 2016 | 9 | - | - | - | - | - | - | - | - | - | - | - | 9 | 0.0% | ↔ | 9 |

Court: Patrick Circuit

Start/End Date: Jan-15 / Jan-16

2015 Average Month: 110

Jan-Jan 2015: 63

Filings Trending: ▲

Circuit/Court ID: 21

221141


Type of Case: Filings

2016 Average Month:71

Jan-Jan 2016 : 71

Overall AVG. Month: 107

Monthly Summary

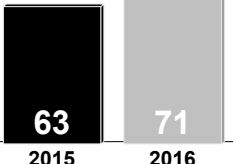


Jan 15-Jan 16

Totals

| | 2015 | 2016 |
|----------|-------|------|
| Civil | 255 | 15 |
| Criminal | 651 | 46 |
| Other | 409 | 10 |
| Total | 1,315 | 71 |

Jan --- Jan Filings



63 2015 71 2016

Jan --- Jan Filings

| | 2015 | 2016 | % Change | Trending |
|----------|------|------|----------|----------|
| Civil | 29 | 15 | -48.3% | ▼ |
| Criminal | 32 | 46 | 43.8% | ▲ |
| Other | 2 | 10 | 400.0% | ▲ |
| Total | 63 | 71 | 12.7% | ▲ |

| | <u>Jan</u> | Feb | Mar | Apr | May | Jun | Jul | Aug | Sep | Oct | Nov | Dec | Thru Jan | % Change | Trending | <u>Total</u> |
|------|------------|-----|-----|-----|-----|-----|-----|-----|-----|-----|-----|-----|----------|----------|----------|--------------|
| 2015 | 63 | 146 | 141 | 98 | 119 | 115 | 77 | 116 | 93 | 169 | 77 | 101 | 63 | | | 1,315 |
| 2016 | 71 | - | - | - | - | - | - | - | - | - | - | - | 71 | 12.7% | ▲ | 71 |

| | | <u>Jan</u> | Feb | Mar | Apr | May | Jun | Jul | Aug | Sep | Oct | Nov | Dec | Thru Jan | % Change | Trending | <u>Total</u> |
|--|------|------------|-----|-----|-----|-----|-----|-----|-----|-----|-----|-----|-----|----------|----------|----------|--------------|
| Contested Divorce | 2015 | 4 | 1 | 1 | 1 | 1 | 4 | 4 | 3 | 1 | 1 | 2 | 3 | 4 | | | 26 |
| | 2016 | 3 | - | - | - | - | - | - | - | - | - | - | - | 3 | -25.0% | ▼ | 3 |
| Domestic and Family - Level 1 | 2015 | 1 | 6 | - | - | 2 | 1 | 2 | - | 1 | 2 | 1 | - | 1 | | | 16 |
| | 2015 | - | 1 | - | 3 | 1 | 1 | - | - | - | - | - | 1 | 0 | | | 7 |
| General Civil - Level 1 | 2015 | 1 | - | - | 1 | - | - | - | - | - | - | - | - | 1 | 0.0% | ↔ | 2 |
| | 2015 | 4 | 1 | 1 | 2 | - | 2 | 1 | 1 | 1 | 2 | - | 1 | 4 | | | 16 |
| General Civil - Level 2 | 2015 | 4 | 1 | 1 | 2 | - | 2 | 1 | 1 | 1 | 2 | - | 1 | 4 | | | 16 |
| | 2016 | 2 | - | - | - | - | - | - | - | - | - | - | - | 2 | -50.0% | ▼ | 2 |
| General Civil - Level 3 | 2015 | 5 | 2 | 1 | 2 | - | 3 | 3 | 2 | 4 | 1 | 2 | 3 | 5 | | | 28 |
| | 2015 | 10 | 64 | 56 | 31 | 44 | 54 | 9 | 85 | 15 | 48 | 36 | 36 | 10 | | | 488 |
| Miscellaneous | 2015 | 10 | 64 | 56 | 31 | 44 | 54 | 9 | 85 | 15 | 48 | 36 | 36 | 10 | | | 488 |
| | 2016 | 12 | - | - | - | - | - | - | - | - | - | - | - | 12 | 20.0% | ▲ | 12 |
| Misdemeanor | 2015 | 5 | 11 | 33 | 20 | 18 | 11 | 14 | 7 | 17 | 29 | 9 | 11 | 5 | | | 185 |
| | 2016 | 9 | - | - | - | - | - | - | - | - | - | - | - | 9 | 80.0% | ▲ | 9 |
| Non-Capital Felonies and Related Matters | 2015 | 16 | 45 | 41 | 14 | 36 | 33 | 16 | 15 | 48 | 47 | 9 | 38 | 16 | | | 358 |
| | 2016 | 35 | - | - | - | - | - | - | - | - | - | - | - | 35 | 118.8% | ▲ | 35 |
| Other Criminally Related Matters | 2015 | 11 | 8 | - | 10 | 14 | - | 23 | 1 | - | 30 | 9 | 2 | 11 | | | 108 |
| | 2016 | 2 | - | - | - | - | - | - | - | - | - | - | - | 2 | -81.8% | ▼ | 2 |
| Probates/Wills and Trusts - Le | 2015 | - | - | - | - | - | - | - | - | - | - | 1 | - | 0 | | | 1 |
| Probates/Wills and Trusts - Le | 2015 | - | - | - | 2 | - | - | 1 | - | - | 2 | - | 1 | 0 | 0.0% | ↔ | 6 |
| Protective Orders | 2015 | - | - | - | 1 | - | - | - | - | - | - | - | - | 0 | 0.0% | ↔ | 1 |
| Uncontested Divorce | 2015 | 6 | 7 | 8 | 11 | 3 | 6 | 4 | 2 | 6 | 7 | 8 | 5 | 6 | 0.0% | ↔ | 73 |
| | 2016 | 8 | - | - | - | - | - | - | - | - | - | - | - | 8 | 33.3% | ▲ | 8 |

Court: Martinsville Circuit

Start/End Date: Jan-15 / Jan-16

2015 Average Month: 146

Jan-Jan 2015: 130

Filings Trending: ▼

Circuit/Court ID: 21

221690


Type of Case: Filings

2016 Average Month:70

Jan-Jan 2016 : 70

Overall AVG. Month: 140

Monthly Summary

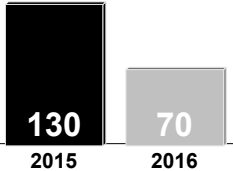


Jan 15-Jan 16

Totals

| | 2015 | 2016 |
|----------|-------|------|
| Civil | 268 | 15 |
| Criminal | 1,258 | 31 |
| Other | 228 | 24 |
| Total | 1,754 | 70 |

Jan --- Jan Filings



Jan --- Jan Filings

| | 2015 | 2016 | % Change | Trending |
|----------|------|------|----------|----------|
| Civil | 16 | 15 | -6.3% | ▼ |
| Criminal | 86 | 31 | -64.0% | ▼ |
| Other | 28 | 24 | -14.3% | ▼ |
| Total | 130 | 70 | -46.2% | ▼ |

| | Jan | Feb | Mar | Apr | May | Jun | Jul | Aug | Sep | Oct | Nov | Dec | Thru Jan | % Change | Trending | Total |
|------|-----|-----|-----|-----|-----|-----|-----|-----|-----|-----|-----|-----|----------|----------|----------|-------|
| 2015 | 130 | 116 | 117 | 172 | 223 | 131 | 256 | 102 | 105 | 136 | 181 | 85 | 130 | | | 1,754 |
| 2016 | 70 | - | - | - | - | - | - | - | - | - | - | - | 70 | -46.2% | ▼ | 70 |

| | | Jan | Feb | Mar | Apr | May | Jun | Jul | Aug | Sep | Oct | Nov | Dec | Thru Jan | % Change | Trending | Total |
|--|------|-----|-----|-----|-----|-----|-----|-----|-----|-----|-----|-----|-----|----------|----------|----------|-------|
| Administrative Law | 2015 | - | - | - | - | - | - | 1 | - | - | - | - | - | 0 | | | 1 |
| Contested Divorce | 2015 | 1 | 2 | 1 | 4 | 3 | 2 | 3 | 2 | - | 4 | 1 | - | 1 | 0.0% | ↔ | 23 |
| Domestic and Family - Level 1 | 2015 | - | 1 | 2 | 1 | - | 6 | - | - | - | 8 | - | 4 | 0 | | | 22 |
| Domestic and Family - Level 2 | 2015 | - | 1 | - | - | - | - | - | - | - | 2 | 1 | - | 0 | 0.0% | ↔ | 4 |
| | 2016 | 5 | - | - | - | - | - | - | - | - | - | - | - | 5 | 0.0% | ↔ | 5 |
| General Civil - Level 1 | 2015 | 3 | - | 2 | - | 1 | - | 1 | - | 1 | - | - | - | 3 | | | 8 |
| General Civil - Level 2 | 2015 | 3 | 2 | 1 | 5 | - | 2 | 1 | 3 | 7 | 1 | 1 | 2 | 3 | | | 28 |
| | 2016 | 1 | - | - | - | - | - | - | - | - | - | - | - | 1 | -66.7% | ▼ | 1 |
| General Civil - Level 3 | 2015 | 1 | 1 | 1 | - | 1 | - | 1 | - | - | 4 | - | 2 | 1 | | | 11 |
| | 2016 | 1 | - | - | - | - | - | - | - | - | - | - | - | 1 | 0.0% | ↔ | 1 |
| Miscellaneous | 2015 | 15 | 11 | 15 | 9 | 11 | 16 | 25 | 19 | 13 | 18 | 14 | 16 | 15 | | | 182 |
| | 2016 | 15 | - | - | - | - | - | - | - | - | - | - | - | 15 | 0.0% | ↔ | 15 |
| Misdemeanor | 2015 | 23 | 12 | 17 | 27 | 22 | 18 | 100 | 29 | 19 | 27 | 40 | 15 | 23 | | | 349 |
| | 2016 | 8 | - | - | - | - | - | - | - | - | - | - | - | 8 | -65.2% | ▼ | 8 |
| Non-Capital Felonies and Related Matters | 2015 | 55 | 67 | 32 | 83 | 167 | 67 | 96 | 29 | 48 | 52 | 110 | 35 | 55 | | | 841 |
| | 2016 | 22 | - | - | - | - | - | - | - | - | - | - | - | 22 | -60.0% | ▼ | 22 |
| Other | 2015 | 18 | 8 | 15 | 21 | 9 | 11 | 10 | 14 | 9 | 10 | 9 | 7 | 18 | | | 141 |
| | 2016 | 11 | - | - | - | - | - | - | - | - | - | - | - | 11 | -38.9% | ▼ | 11 |
| Other Criminally Related Matters | 2015 | 8 | 4 | 19 | 11 | 3 | 3 | 5 | 2 | 5 | 2 | 4 | 3 | 8 | | | 69 |
| | 2016 | 1 | - | - | - | - | - | - | - | - | - | - | - | 1 | -87.5% | ▼ | 1 |
| Probates/Wills and Trusts - Level 2 | 2015 | 1 | - | - | 1 | 1 | 2 | 2 | - | 1 | - | - | - | 1 | | | 8 |
| | 2016 | 1 | - | - | - | - | - | - | - | - | - | - | - | 1 | 0.0% | ↔ | 1 |
| Uncontested Divorce | 2015 | 2 | 7 | 12 | 10 | 5 | 4 | 11 | 4 | 2 | 8 | 1 | 1 | 2 | | | 67 |
| | 2016 | 5 | - | - | - | - | - | - | - | - | - | - | - | 5 | 150.0% | ▲ | 5 |

Court: Franklin County Circuit

Start/End Date: Jan-15 / Jan-16

2015 Average Month: 315

Jan-Jan 2015: 286

Filings Trending: ▲

Circuit/Court ID: 22

222067


Type of Case: Filings

2016 Average Month:348

Jan-Jan 2016 : 348

Overall AVG. Month: 317

Monthly Summary




Jan 15-Jan 16

Totals

| | 2015 | 2016 |
|----------|-------|------|
| Civil | 822 | 45 |
| Criminal | 1,861 | 132 |
| Other | 1,096 | 171 |
| Total | 3,779 | 348 |

Jan --- Jan Filings



286 2015 348 2016

Jan --- Jan Filings

| | 2015 | 2016 | % Change | Trending |
|----------|------|------|----------|----------|
| Civil | 53 | 45 | -15.1% | ▼ |
| Criminal | 146 | 132 | -9.6% | ▼ |
| Other | 87 | 171 | 96.6% | ▲ |
| Total | 286 | 348 | 21.7% | ▲ |

| | Jan | Feb | Mar | Apr | May | Jun | Jul | Aug | Sep | Oct | Nov | Dec | Thru Jan | % Change | Trending | Total |
|------|-----|-----|-----|-----|-----|-----|-----|-----|-----|-----|-----|-----|----------|----------|----------|-------|
| 2015 | 286 | 219 | 418 | 308 | 355 | 272 | 238 | 326 | 372 | 260 | 337 | 388 | 286 | | | 3,779 |
| 2016 | 348 | - | - | - | - | - | - | - | - | - | - | - | 348 | 21.7% | ▲ | 348 |

| | | Jan | Feb | Mar | Apr | May | Jun | Jul | Aug | Sep | Oct | Nov | Dec | Thru Jan | % Change | Trending | Total |
|--|------|-----|-----|-----|-----|-----|-----|-----|-----|-----|-----|-----|-----|----------|----------|----------|-------|
| Administrative Law | 2015 | - | - | 2 | - | - | - | - | - | - | - | - | - | 0 | | | 2 |
| Capital Murder | 2015 | - | 2 | - | - | - | - | - | - | - | - | - | - | 0 | 0.0% | ↔ | 2 |
| Contested Divorce | 2015 | 8 | 9 | 7 | 8 | 5 | 10 | 5 | 5 | 5 | 6 | 6 | 2 | 8 | 0.0% | ↔ | 76 |
| | 2016 | 6 | - | - | - | - | - | - | - | - | - | - | - | 6 | -25.0% | ▼ | 6 |
| Domestic and Family - Level 1 | 2015 | 12 | 10 | 13 | 8 | 6 | 10 | 5 | 17 | 15 | 8 | 5 | 32 | 12 | | | 141 |
| | 2016 | 2 | - | - | - | - | - | - | - | - | - | - | - | 2 | -83.3% | ▼ | 2 |
| Domestic and Family - Level 2 | 2015 | 1 | - | 2 | 3 | 4 | 1 | 2 | 3 | - | 3 | 2 | - | 1 | | | 21 |
| | 2016 | 3 | - | - | - | - | - | - | - | - | - | - | - | 3 | 200.0% | ▲ | 3 |
| General Civil - Level 1 | 2015 | - | - | 1 | - | 1 | - | 1 | - | 1 | - | 1 | - | 0 | | | 5 |
| General Civil - Level 2 | 2015 | 5 | 9 | 5 | 6 | 11 | 11 | 5 | 12 | 6 | 6 | 8 | 8 | 5 | 0.0% | ↔ | 92 |
| | 2016 | 4 | - | - | - | - | - | - | - | - | - | - | - | 4 | -20.0% | ▼ | 4 |
| General Civil - Level 3 | 2015 | 2 | 5 | 3 | 4 | 9 | 8 | 12 | 11 | 14 | 5 | 7 | 15 | 2 | | | 95 |
| | 2016 | 4 | - | - | - | - | - | - | - | - | - | - | - | 4 | 100.0% | ▲ | 4 |
| Miscellaneous | 2015 | 102 | 84 | 109 | 107 | 81 | 65 | 89 | 113 | 135 | 104 | 98 | 199 | 102 | | | 1,286 |
| | 2016 | 181 | - | - | - | - | - | - | - | - | - | - | - | 181 | 77.5% | ▲ | 181 |
| Misdemeanor | 2015 | 33 | 30 | 91 | 51 | 74 | 19 | 35 | 45 | 50 | 30 | 41 | 42 | 33 | | | 541 |
| | 2016 | 48 | - | - | - | - | - | - | - | - | - | - | - | 48 | 45.5% | ▲ | 48 |
| Non-Capital Felonies and Related Matters | 2015 | 112 | 56 | 153 | 100 | 140 | 133 | 62 | 96 | 119 | 76 | 148 | 66 | 112 | | | 1,261 |
| | 2016 | 80 | - | - | - | - | - | - | - | - | - | - | - | 80 | -28.6% | ▼ | 80 |
| Other | 2015 | - | - | 1 | 2 | 2 | 1 | - | - | 1 | 1 | 1 | - | 0 | | | 9 |
| | 2016 | 1 | - | - | - | - | - | - | - | - | - | - | - | 1 | 0.0% | ↔ | 1 |
| Other Criminally Related Matters | 2015 | 1 | 3 | 5 | 1 | 3 | 1 | 10 | 7 | 4 | 8 | 5 | 10 | 1 | | | 58 |
| | 2016 | 4 | - | - | - | - | - | - | - | - | - | - | - | 4 | 300.0% | ▲ | 4 |
| Probates/Wills and Trusts - Le | 2015 | - | - | - | 1 | 1 | 1 | - | - | - | - | - | - | 0 | | | 3 |
| Probates/Wills and Trusts - Level 2 | 2015 | - | - | 3 | 1 | - | 1 | 1 | 1 | 2 | 2 | 1 | 1 | 0 | 0.0% | ↔ | 13 |
| | 2016 | 3 | - | - | - | - | - | - | - | - | - | - | - | 3 | 0.0% | ↔ | 3 |
| Uncontested Divorce | 2015 | 10 | 11 | 23 | 16 | 18 | 11 | 11 | 16 | 20 | 11 | 14 | 13 | 10 | | | 174 |
| | 2016 | 12 | - | - | - | - | - | - | - | - | - | - | - | 12 | 20.0% | ▲ | 12 |

Court: Pittsylvania Circuit

Start/End Date: Jan-15 / Jan-16

2015 Average Month: 311

Jan-Jan 2015: 233

Filings Trending: ▲

Circuit/Court ID: 22

222143


Type of Case: Filings

2016 Average Month:424

Jan-Jan 2016 : 424

Overall AVG. Month: 320

Monthly Summary



Jan 15-Jan 16

Totals

| | 2015 | 2016 |
|----------|-------|------|
| Civil | 696 | 39 |
| Criminal | 1,342 | 80 |
| Other | 1,695 | 305 |
| Total | 3,733 | 424 |

Jan --- Jan Filings

233

2015

424

2016

Jan --- Jan Filings

| | 2015 | 2016 | % Change | Trending |
|----------|------|------|----------|----------|
| Civil | 34 | 39 | 14.7% | ▲ |
| Criminal | 74 | 80 | 8.1% | ▲ |
| Other | 125 | 305 | 144.0% | ▲ |
| Total | 233 | 424 | 82.0% | ▲ |

| | Jan | Feb | Mar | Apr | May | Jun | Jul | Aug | Sep | Oct | Nov | Dec | Thru Jan | % Change | Trending | Total |
|------|-----|-----|-----|-----|-----|-----|-----|-----|-----|-----|-----|-----|----------|----------|----------|-------|
| 2015 | 233 | 355 | 317 | 344 | 203 | 263 | 267 | 338 | 390 | 342 | 319 | 362 | 233 | | | 3,733 |
| 2016 | 424 | - | - | - | - | - | - | - | - | - | - | - | 424 | 82.0% | ▲ | 424 |

| | | Jan | Feb | Mar | Apr | May | Jun | Jul | Aug | Sep | Oct | Nov | Dec | Thru Jan | % Change | Trending | Total |
|--|------|-----|-----|-----|-----|-----|-----|-----|-----|-----|-----|-----|-----|----------|----------|----------|-------|
| Administrative Law | 2015 | - | - | - | - | 1 | - | - | 1 | - | 1 | - | - | 0 | | | 3 |
| Capital Murder | 2015 | - | - | - | - | - | - | - | - | - | - | - | 1 | 0 | 0.0% | ↔ | 1 |
| Contested Divorce | 2015 | 3 | 5 | 6 | 7 | 5 | 5 | 7 | 10 | 9 | 6 | 3 | 4 | 3 | 0.0% | ↔ | 70 |
| | 2016 | 5 | - | - | - | - | - | - | - | - | - | - | - | 5 | 66.7% | ▲ | 5 |
| Domestic and Family - Level 1 | 2015 | 2 | 5 | 17 | 2 | 1 | 6 | 5 | 14 | 29 | 9 | 10 | 1 | 2 | | | 101 |
| | 2016 | 6 | - | - | - | - | - | - | - | - | - | - | - | 6 | 200.0% | ▲ | 6 |
| Domestic and Family - Level 2 | 2015 | 1 | 1 | - | 2 | - | - | 4 | 3 | 1 | 9 | 4 | 1 | 1 | | | 26 |
| | 2016 | 2 | - | - | - | - | - | - | - | - | - | - | - | 2 | 100.0% | ▲ | 2 |
| General Civil - Level 1 | 2015 | - | 2 | 1 | - | - | - | - | - | 1 | 2 | - | 1 | 0 | | | 7 |
| General Civil - Level 2 | 2015 | 4 | 11 | 4 | 7 | 5 | 5 | 5 | 3 | 7 | 4 | 1 | 6 | 4 | 0.0% | ↔ | 62 |
| General Civil - Level 3 | 2015 | - | 19 | 7 | 2 | 2 | 8 | 10 | 8 | 8 | 4 | 2 | 3 | 0 | | | 73 |
| | 2016 | 4 | - | - | - | - | - | - | - | - | - | - | - | 4 | 0.0% | ↔ | 4 |
| Miscellaneous | 2015 | 111 | 103 | 137 | 102 | 90 | 93 | 113 | 134 | 167 | 151 | 137 | 218 | 111 | | | 1,556 |
| | 2016 | 270 | - | - | - | - | - | - | - | - | - | - | - | 270 | 143.2% | ▲ | 270 |
| Misdemeanor | 2015 | 13 | 42 | 18 | 48 | 16 | 31 | 19 | 33 | 31 | 39 | 27 | 22 | 13 | | | 339 |
| | 2016 | 30 | - | - | - | - | - | - | - | - | - | - | - | 30 | 130.8% | ▲ | 30 |
| Non-Capital Felonies and Related Matters | 2015 | 53 | 103 | 79 | 124 | 34 | 69 | 58 | 79 | 95 | 79 | 97 | 70 | 53 | | | 940 |
| | 2016 | 44 | - | - | - | - | - | - | - | - | - | - | - | 44 | -17.0% | ▼ | 44 |
| Other | 2015 | 28 | 40 | 28 | 31 | 23 | 31 | 24 | 26 | 26 | 24 | 18 | 24 | 28 | | | 323 |
| | 2016 | 50 | - | - | - | - | - | - | - | - | - | - | - | 50 | 78.6% | ▲ | 50 |
| Other Criminally Related Matters | 2015 | 8 | 3 | 6 | 5 | 10 | 1 | 5 | 6 | 2 | 6 | 8 | 4 | 8 | | | 64 |
| | 2016 | 7 | - | - | - | - | - | - | - | - | - | - | - | 7 | -12.5% | ▼ | 7 |
| Probates/Wills and Trusts - Le | 2015 | - | - | - | - | - | - | - | - | 1 | - | - | - | 0 | | | 1 |
| Probates/Wills and Trusts - Le | 2015 | - | 1 | 4 | 1 | 1 | 2 | 1 | 2 | - | 2 | - | 2 | 0 | 0.0% | ↔ | 16 |
| Uncontested Divorce | 2015 | 10 | 20 | 10 | 13 | 15 | 12 | 16 | 19 | 13 | 6 | 12 | 5 | 10 | 0.0% | ↔ | 151 |
| | 2016 | 6 | - | - | - | - | - | - | - | - | - | - | - | 6 | -40.0% | ▼ | 6 |

Court: Danville Circuit

Start/End Date: Jan-15 / Jan-16

2015 Average Month: 331

Jan-Jan 2015: 232

Filings Trending: ▲

Circuit/Court ID: 22

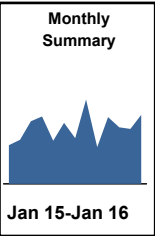
222590

Type of Case: Filings

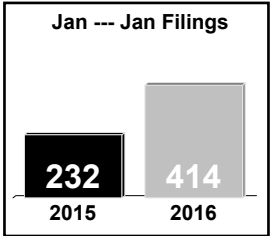
2016 Average Month:414

Jan-Jan 2016 : 414

Overall AVG. Month: 337



| Totals | | |
|----------|-------|------|
| | 2015 | 2016 |
| Civil | 641 | 52 |
| Criminal | 2,926 | 304 |
| Other | 406 | 58 |
| Total | 3,973 | 414 |



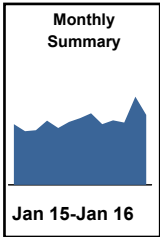
| Jan --- Jan Filings | | | | |
|---------------------|------|------|----------|----------|
| | 2015 | 2016 | % Change | Trending |
| Civil | 39 | 52 | 33.3% | ▲ |
| Criminal | 158 | 304 | 92.4% | ▲ |
| Other | 35 | 58 | 65.7% | ▲ |
| Total | 232 | 414 | 78.4% | ▲ |

| | Jan | Feb | Mar | Apr | May | Jun | Jul | Aug | Sep | Oct | Nov | Dec | Thru Jan | % Change | Trending | Total |
|------|-----|-----|-----|-----|-----|-----|-----|-----|-----|-----|-----|-----|----------|----------|----------|-------|
| 2015 | 232 | 264 | 376 | 405 | 259 | 366 | 273 | 507 | 221 | 400 | 340 | 330 | 232 | | | 3,973 |
| 2016 | 414 | - | - | - | - | - | - | - | - | - | - | - | 414 | 78.4% | ▲ | 414 |

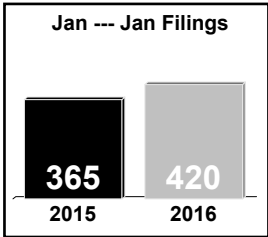
| | | Jan | Feb | Mar | Apr | May | Jun | Jul | Aug | Sep | Oct | Nov | Dec | Thru Jan | % Change | Trending | Total |
|--|------|-----|-----|-----|-----|-----|-----|-----|-----|-----|-----|-----|-----|----------|----------|----------|-------|
| Administrative Law | 2015 | - | - | - | - | - | - | - | 1 | 1 | - | - | 4 | 0 | | | 6 |
| | 2016 | 5 | - | - | - | - | - | - | - | - | - | - | - | 5 | 0.0% | ↔ | 5 |
| Contested Divorce | 2015 | 3 | 5 | 3 | 3 | 2 | - | 6 | 3 | 5 | 3 | 1 | 1 | 3 | | | 35 |
| | 2016 | 1 | - | - | - | - | - | - | - | - | - | - | - | 1 | -66.7% | ▼ | 1 |
| Domestic and Family - Level 1 | 2015 | 5 | 5 | 5 | 10 | 8 | 8 | 5 | 20 | 5 | 10 | 9 | 8 | 5 | | | 98 |
| | 2016 | 13 | - | - | - | - | - | - | - | - | - | - | - | 13 | 160.0% | ▲ | 13 |
| Domestic and Family - Level 2 | 2015 | 3 | 1 | 4 | 3 | 9 | 6 | 3 | 8 | 5 | 5 | 7 | 4 | 3 | | | 58 |
| | 2016 | 5 | - | - | - | - | - | - | - | - | - | - | - | 5 | 66.7% | ▲ | 5 |
| General Civil - Level 1 | 2015 | - | - | - | 1 | 1 | - | - | - | - | - | 1 | 1 | 0 | | | 4 |
| | 2016 | 1 | - | - | - | - | - | - | - | - | - | - | - | 1 | 0.0% | ↔ | 1 |
| General Civil - Level 2 | 2015 | 3 | 5 | 3 | 5 | 3 | 8 | 6 | 6 | 3 | 11 | 5 | 10 | 3 | | | 68 |
| | 2016 | 5 | - | - | - | - | - | - | - | - | - | - | - | 5 | 66.7% | ▲ | 5 |
| General Civil - Level 3 | 2015 | 10 | 7 | 2 | 1 | 6 | 5 | 8 | 10 | 7 | 7 | 5 | 5 | 10 | | | 73 |
| | 2016 | 1 | - | - | - | - | - | - | - | - | - | - | - | 1 | -90.0% | ▼ | 1 |
| Miscellaneous | 2015 | 40 | 52 | 58 | 45 | 35 | 40 | 49 | 41 | 57 | 62 | 42 | 56 | 40 | | | 577 |
| | 2016 | 72 | - | - | - | - | - | - | - | - | - | - | - | 72 | 80.0% | ▲ | 72 |
| Misdemeanor | 2015 | 41 | 85 | 58 | 140 | 34 | 160 | 54 | 115 | 36 | 109 | 110 | 126 | 41 | | | 1,068 |
| | 2016 | 51 | - | - | - | - | - | - | - | - | - | - | - | 51 | 24.4% | ▲ | 51 |
| Non-Capital Felonies and Related Matters | 2015 | 111 | 92 | 217 | 172 | 148 | 121 | 121 | 278 | 91 | 181 | 146 | 106 | 111 | | | 1,784 |
| | 2016 | 249 | - | - | - | - | - | - | - | - | - | - | - | 249 | 124.3% | ▲ | 249 |
| Other | 2015 | - | - | - | - | - | - | - | 1 | - | - | - | 3 | 0 | | | 4 |
| | 2016 | 6 | 2 | 8 | 10 | 1 | 7 | 7 | 16 | 4 | 4 | 8 | 4 | 6 | 0.0% | ↔ | 77 |
| Other Criminally Related Matters | 2015 | 4 | - | - | - | - | - | - | - | - | - | - | - | 4 | -33.3% | ▼ | 4 |
| | 2016 | - | - | - | - | 1 | - | - | - | - | - | - | - | 0 | | | 1 |
| Probates/Wills and Trusts - Le | 2015 | 2 | - | 3 | 1 | 3 | - | 2 | - | 1 | 1 | - | 2 | 2 | 0.0% | ↔ | 15 |
| | 2016 | 1 | - | - | - | - | - | - | - | - | - | - | - | 1 | -50.0% | ▼ | 1 |
| Protective Orders | 2015 | 1 | - | - | - | - | 1 | 2 | - | 1 | 1 | - | - | 1 | | | 6 |
| | 2016 | 2 | - | - | - | - | - | - | - | - | - | - | - | 2 | 100.0% | ▲ | 2 |
| Uncontested Divorce | 2015 | 7 | 10 | 15 | 14 | 8 | 10 | 10 | 8 | 5 | 6 | 6 | - | 7 | | | 99 |
| | 2016 | 4 | - | - | - | - | - | - | - | - | - | - | - | 4 | -42.9% | ▼ | 4 |

Court: Roanoke County Circuit
Start/End Date: Jan-15 / Jan-16
2015 Average Month: 383
Jan-Jan 2015: 365
Filings Trending: ▲

Circuit/Court ID: 23
223161
Type of Case: Filings
2016 Average Month:420
Jan-Jan 2016 : 420
Overall AVG. Month: 386



| Totals | | |
|----------|-------|------|
| | 2015 | 2016 |
| Civil | 1,081 | 67 |
| Criminal | 1,791 | 110 |
| Other | 1,729 | 243 |
| Total | 4,601 | 420 |



| Jan --- Jan Filings | | | | |
|---------------------|------|------|----------|----------|
| | 2015 | 2016 | % Change | Trending |
| Civil | 105 | 67 | -36.2% | ▼ |
| Criminal | 98 | 110 | 12.2% | ▲ |
| Other | 162 | 243 | 50.0% | ▲ |
| Total | 365 | 420 | 15.1% | ▲ |

| | Jan | Feb | Mar | Apr | May | Jun | Jul | Aug | Sep | Oct | Nov | Dec | Thru Jan | % Change | Trending | Total |
|------|-----|-----|-----|-----|-----|-----|-----|-----|-----|-----|-----|-----|----------|----------|----------|-------|
| 2015 | 365 | 321 | 327 | 385 | 342 | 378 | 400 | 429 | 364 | 387 | 374 | 529 | 365 | | | 4,601 |
| 2016 | 420 | - | - | - | - | - | - | - | - | - | - | - | 420 | 15.1% | ▲ | 420 |

| | | Jan | Feb | Mar | Apr | May | Jun | Jul | Aug | Sep | Oct | Nov | Dec | Thru Jan | % Change | Trending | Total |
|--|------|-----|-----|-----|-----|-----|-----|-----|-----|-----|-----|-----|-----|----------|----------|----------|-------|
| Administrative Law | 2015 | - | 1 | 1 | - | - | 1 | 1 | 1 | 2 | - | - | - | 0 | | | 7 |
| | 2016 | 2 | - | - | - | - | - | - | - | - | - | - | - | 2 | 0.0% | ↔ | 2 |
| Contested Divorce | 2015 | 12 | 10 | 14 | 8 | 12 | 7 | 9 | 13 | 12 | 8 | 10 | 7 | 12 | | | 122 |
| | 2016 | 7 | - | - | - | - | - | - | - | - | - | - | - | 7 | -41.7% | ▼ | 7 |
| Domestic and Family - Level 1 | 2015 | 9 | 3 | 26 | 15 | 13 | 5 | 5 | 6 | 21 | 12 | 3 | 5 | 9 | | | 123 |
| | 2016 | 8 | - | - | - | - | - | - | - | - | - | - | - | 8 | -11.1% | ▼ | 8 |
| Domestic and Family - Level 2 | 2015 | 3 | 3 | 7 | 7 | 5 | 8 | 2 | 2 | 1 | 4 | 4 | 2 | 3 | | | 48 |
| | 2016 | - | - | - | - | - | - | - | - | - | - | - | - | - | | | - |
| General Civil - Level 1 | 2015 | - | 1 | - | - | - | 1 | 1 | 3 | 1 | 2 | - | - | 0 | | | 9 |
| | 2016 | 12 | 10 | 16 | 11 | 16 | 11 | 10 | 12 | 12 | 6 | 7 | 11 | 12 | 0.0% | ↔ | 134 |
| General Civil - Level 2 | 2015 | 9 | - | - | - | - | - | - | - | - | - | - | - | 9 | -25.0% | ▼ | 9 |
| | 2016 | 15 | 7 | 4 | 3 | 6 | 6 | 9 | 6 | 7 | 7 | 6 | 4 | 15 | | | 80 |
| General Civil - Level 3 | 2015 | 2 | - | - | - | - | - | - | - | - | - | - | - | 2 | -86.7% | ▼ | 2 |
| | 2016 | 186 | 137 | 135 | 136 | 122 | 103 | 170 | 145 | 163 | 171 | 163 | 340 | 186 | | | 1,971 |
| Miscellaneous | 2015 | 264 | - | - | - | - | - | - | - | - | - | - | - | 264 | 41.9% | ▲ | 264 |
| | 2016 | 9 | 17 | 19 | 43 | 35 | 45 | 29 | 49 | 30 | 21 | 51 | 39 | 9 | | | 387 |
| Misdemeanor | 2015 | 22 | - | - | - | - | - | - | - | - | - | - | - | 22 | 144.4% | ▲ | 22 |
| | 2016 | 86 | 104 | 65 | 131 | 86 | 140 | 119 | 160 | 83 | 126 | 92 | 90 | 86 | | | 1,282 |
| Non-Capital Felonies and Related Matters | 2015 | 83 | - | - | - | - | - | - | - | - | - | - | - | 83 | -3.5% | ▼ | 83 |
| | 2016 | 1 | 1 | - | - | - | 2 | 2 | - | - | 1 | 1 | 1 | 1 | | | 9 |
| Other | 2015 | 4 | 4 | 9 | 9 | 15 | 18 | 17 | 13 | 10 | 8 | 13 | 4 | 4 | | | 124 |
| | 2016 | 5 | - | - | - | - | - | - | - | - | - | - | - | 5 | 25.0% | ▲ | 5 |
| Other Criminally Related Matters | 2015 | 2 | - | - | 1 | 1 | - | - | - | - | - | - | 1 | 2 | | | 5 |
| | 2016 | 1 | - | - | - | - | - | - | - | - | - | - | - | 1 | -50.0% | ▼ | 1 |
| Probates/Wills and Trusts - Level 1 | 2015 | 9 | 6 | 7 | 2 | 13 | 1 | 3 | 4 | 4 | 3 | 2 | 8 | 9 | | | 62 |
| | 2016 | 4 | - | - | - | - | - | - | - | - | - | - | - | 4 | -55.6% | ▼ | 4 |
| Probates/Wills and Trusts - Level 2 | 2015 | - | - | - | - | - | - | 1 | - | - | - | - | - | 0 | | | 1 |
| | 2016 | 17 | 17 | 24 | 19 | 18 | 30 | 22 | 15 | 18 | 18 | 22 | 17 | 17 | 0.0% | ↔ | 237 |
| Protective Orders | 2015 | 13 | - | - | - | - | - | - | - | - | - | - | - | 13 | -23.5% | ▼ | 13 |
| | 2016 | - | - | - | - | - | - | - | - | - | - | - | - | - | | | - |
| Uncontested Divorce | 2015 | - | - | - | - | - | - | - | - | - | - | - | - | - | | | - |
| | 2016 | - | - | - | - | - | - | - | - | - | - | - | - | - | | | - |

Court: Roanoke Circuit

Start/End Date: Jan-15 / Jan-16

2015 Average Month: 424

Jan-Jan 2015: 418

Filings Trending: ↔

Circuit/Court ID: 23

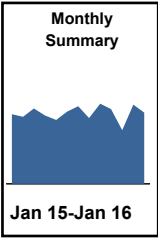
223770

Type of Case: Filings

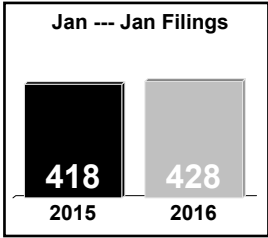
2016 Average Month:428

Jan-Jan 2016 : 428

Overall AVG. Month: 424



| Totals | | |
|----------|-------|------|
| | 2015 | 2016 |
| Civil | 1,690 | 133 |
| Criminal | 2,394 | 174 |
| Other | 1,005 | 121 |
| Total | 5,089 | 428 |



| Jan --- Jan Filings | | | | |
|---------------------|------|------|----------|----------|
| | 2015 | 2016 | % Change | Trending |
| Civil | 135 | 133 | -1.5% | ▼ |
| Criminal | 199 | 174 | -12.6% | ▼ |
| Other | 84 | 121 | 44.0% | ▲ |
| Total | 418 | 428 | 2.4% | ▲ |

| | Jan | Feb | Mar | Apr | May | Jun | Jul | Aug | Sep | Oct | Nov | Dec | Thru Jan | % Change | Trending | Total |
|------|-----|-----|-----|-----|-----|-----|-----|-----|-----|-----|-----|-----|----------|----------|----------|-------|
| 2015 | 418 | 402 | 452 | 411 | 384 | 434 | 466 | 395 | 482 | 448 | 322 | 475 | 418 | | | 5,089 |
| 2016 | 428 | - | - | - | - | - | - | - | - | - | - | - | 428 | 2.4% | ▲ | 428 |

| | | Jan | Feb | Mar | Apr | May | Jun | Jul | Aug | Sep | Oct | Nov | Dec | Thru Jan | % Change | Trending | Total |
|--|------|-----|-----|-----|-----|-----|-----|-----|-----|-----|-----|-----|-----|----------|----------|----------|-------|
| Administrative Law | 2015 | - | - | 1 | 1 | 1 | - | 2 | - | - | 1 | - | 3 | 0 | | | 9 |
| | 2016 | 2 | - | - | - | - | - | - | - | - | - | - | - | 2 | 0.0% | ↔ | 2 |
| Contested Divorce | 2015 | 8 | 7 | 15 | 12 | 8 | 10 | 17 | 4 | 11 | 16 | 10 | 7 | 8 | | | 125 |
| | 2016 | 14 | - | - | - | - | - | - | - | - | - | - | - | 14 | 75.0% | ▲ | 14 |
| Domestic and Family - Level 1 | 2015 | 2 | 11 | 10 | 26 | 11 | 18 | 11 | 5 | 45 | 24 | 6 | 25 | 2 | | | 194 |
| | 2016 | 6 | - | - | - | - | - | - | - | - | - | - | - | 6 | 200.0% | ▲ | 6 |
| Domestic and Family - Level 2 | 2015 | 6 | 2 | 4 | 2 | 4 | 3 | 1 | 2 | 2 | 2 | 2 | 2 | 6 | | | 32 |
| | 2016 | 2 | - | - | - | - | - | - | - | - | - | - | - | 2 | -66.7% | ▼ | 2 |
| General Civil - Level 1 | 2015 | 5 | 6 | 5 | 5 | 6 | 3 | 2 | 1 | 3 | 8 | 2 | 3 | 5 | | | 49 |
| | 2016 | 12 | - | - | - | - | - | - | - | - | - | - | - | 12 | 140.0% | ▲ | 12 |
| General Civil - Level 2 | 2015 | 29 | 12 | 21 | 13 | 24 | 26 | 26 | 19 | 17 | 26 | 19 | 25 | 29 | | | 257 |
| | 2016 | 21 | - | - | - | - | - | - | - | - | - | - | - | 21 | -27.6% | ▼ | 21 |
| General Civil - Level 3 | 2015 | 6 | 7 | 5 | 8 | 14 | 4 | 12 | 11 | 10 | 7 | 17 | 11 | 6 | | | 112 |
| | 2016 | 9 | - | - | - | - | - | - | - | - | - | - | - | 9 | 50.0% | ▲ | 9 |
| Miscellaneous | 2015 | 130 | 128 | 122 | 122 | 116 | 84 | 119 | 113 | 145 | 132 | 99 | 177 | 130 | | | 1,487 |
| | 2016 | 159 | - | - | - | - | - | - | - | - | - | - | - | 159 | 22.3% | ▲ | 159 |
| Misdemeanor | 2015 | 30 | 27 | 21 | 26 | 22 | 45 | 29 | 21 | 26 | 32 | 25 | 25 | 30 | | | 329 |
| | 2016 | 20 | - | - | - | - | - | - | - | - | - | - | - | 20 | -33.3% | ▼ | 20 |
| Non-Capital Felonies and Related Matters | 2015 | 150 | 162 | 191 | 147 | 125 | 173 | 161 | 163 | 165 | 165 | 109 | 164 | 150 | | | 1,875 |
| | 2016 | 137 | - | - | - | - | - | - | - | - | - | - | - | 137 | -8.7% | ▼ | 137 |
| Other | 2015 | 5 | 2 | 3 | - | 5 | 5 | 29 | 3 | 1 | 2 | 4 | 1 | 5 | | | 60 |
| | 2016 | 17 | - | - | - | - | - | - | - | - | - | - | - | 17 | -10.5% | ▼ | 17 |
| Other Criminally Related Matters | 2015 | 19 | 9 | 11 | 18 | 16 | 23 | 18 | 15 | 24 | 10 | 13 | 16 | 19 | | | 192 |
| | 2016 | 17 | - | - | - | - | - | - | - | - | - | - | - | 17 | | | 17 |
| Probates/Wills and Trusts - Le | 2015 | - | 1 | - | 1 | - | 1 | 1 | - | 1 | - | - | - | 0 | | | 5 |
| | 2016 | 1 | 7 | 1 | 3 | 4 | 4 | 3 | 2 | 3 | 2 | 1 | 1 | 1 | 0.0% | ↔ | 32 |
| Probates/Wills and Trusts - Level 2 | 2015 | 1 | - | - | - | - | - | - | - | - | - | - | - | 1 | 0.0% | ↔ | 1 |
| | 2016 | 1 | - | - | - | - | - | - | - | - | - | - | - | 1 | | | 1 |
| Uncontested Divorce | 2015 | 27 | 21 | 42 | 27 | 28 | 35 | 35 | 36 | 29 | 21 | 15 | 15 | 27 | | | 331 |
| | 2016 | 28 | - | - | - | - | - | - | - | - | - | - | - | 28 | 3.7% | ▲ | 28 |

Court: Salem Circuit

Start/End Date: Jan-15 / Jan-16

2015 Average Month: 117

Jan-Jan 2015: 76

Filings Trending: ▲

Circuit/Court ID: 23

223775


Type of Case: Filings

2016 Average Month:152

Jan-Jan 2016 : 152

Overall AVG. Month: 119

Monthly Summary

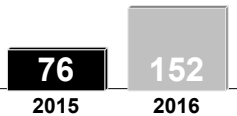


Jan 15-Jan 16

Totals

| | 2015 | 2016 |
|----------|-------|------|
| Civil | 338 | 28 |
| Criminal | 681 | 74 |
| Other | 380 | 50 |
| Total | 1,399 | 152 |

Jan --- Jan Filings



20152016

Jan --- Jan Filings

| | 2015 | 2016 | % Change | Trending |
|----------|------|------|----------|----------|
| Civil | 29 | 28 | -3.4% | ▼ |
| Criminal | 22 | 74 | 236.4% | ▲ |
| Other | 25 | 50 | 100.0% | ▲ |
| Total | 76 | 152 | 100.0% | ▲ |

| | <u>Jan</u> | Feb | Mar | Apr | May | Jun | Jul | Aug | Sep | Oct | Nov | Dec | Thru Jan | % Change | Trending | <u>Total</u> |
|------|------------|-----|-----|-----|-----|-----|-----|-----|-----|-----|-----|-----|----------|----------|----------|--------------|
| 2015 | 76 | 122 | 118 | 118 | 115 | 136 | 115 | 138 | 115 | 111 | 115 | 120 | 76 | | | 1,399 |
| 2016 | 152 | - | - | - | - | - | - | - | - | - | - | - | 152 | 100.0% | ▲ | 152 |

| | <u>Jan</u> | Feb | Mar | Apr | May | Jun | Jul | Aug | Sep | Oct | Nov | Dec | Thru Jan | % Change | Trending | <u>Total</u> |
|--|------------|-----|-----|-----|-----|-----|-----|-----|-----|-----|-----|-----|----------|----------|----------|--------------|
| Contested Divorce | 20154 | 6 | 2 | 5 | 1 | 10 | 4 | 10 | 5 | 1 | 2 | 4 | 4 | | | 54 |
| | 20169 | - | - | - | - | - | - | - | - | - | - | - | 9 | 125.0% | ▲ | 9 |
| Domestic and Family - Level 1 | 2015- | - | - | - | 1 | - | - | - | - | - | - | - | 0 | | | 1 |
| Domestic and Family - Level 2 | 2015- | 1 | 4 | 2 | 1 | - | - | - | - | - | 2 | - | 0 | 0.0% | ↔ | 10 |
| General Civil - Level 1 | 20151 | - | 1 | 1 | 1 | - | 2 | - | - | - | - | 1 | 1 | 0.0% | ↔ | 7 |
| General Civil - Level 2 | 20153 | 6 | 2 | 8 | 1 | 8 | 5 | 6 | 11 | 7 | 4 | 6 | 3 | | | 67 |
| | 20161 | - | - | - | - | - | - | - | - | - | - | - | 1 | -66.7% | ▼ | 1 |
| General Civil - Level 3 | 20152 | 1 | 2 | 3 | 2 | 1 | 1 | - | 3 | - | 2 | 1 | 2 | | | 18 |
| | 20161 | - | - | - | - | - | - | - | - | - | - | - | 1 | -50.0% | ▼ | 1 |
| Miscellaneous | 201541 | 42 | 48 | 42 | 23 | 21 | 20 | 40 | 45 | 45 | 49 | 68 | 41 | | | 484 |
| | 201662 | - | - | - | - | - | - | - | - | - | - | - | 62 | 51.2% | ▲ | 62 |
| Misdemeanor | 20151 | 6 | 10 | 9 | 14 | 9 | 2 | 7 | 3 | 9 | 6 | 4 | 1 | | | 80 |
| | 201610 | - | - | - | - | - | - | - | - | - | - | - | 10 | 900.0% | ▲ | 10 |
| Non-Capital Felonies and Related Matters | 201519 | 49 | 41 | 40 | 63 | 78 | 68 | 62 | 39 | 44 | 41 | 31 | 19 | | | 575 |
| | 201660 | - | - | - | - | - | - | - | - | - | - | - | 60 | 215.8% | ▲ | 60 |
| Other Criminally Related Matters | 20153 | 2 | - | 1 | 2 | 2 | 2 | 7 | 1 | 2 | 5 | 1 | 3 | | | 28 |
| | 20164 | - | - | - | - | - | - | - | - | - | - | - | 4 | 33.3% | ▲ | 4 |
| Probates/Wills and Trusts - Level 2 | 2015- | 1 | 2 | 1 | 2 | 1 | 1 | - | 1 | - | - | 1 | 0 | | | 10 |
| | 20162 | - | - | - | - | - | - | - | - | - | - | - | 2 | 0.0% | ↔ | 2 |
| Uncontested Divorce | 20152 | 8 | 6 | 6 | 4 | 6 | 10 | 6 | 7 | 3 | 4 | 3 | 2 | | | 65 |
| | 20163 | - | - | - | - | - | - | - | - | - | - | - | 3 | 50.0% | ▲ | 3 |

Court: Amherst Circuit

Start/End Date: Jan-15 / Jan-16

2015 Average Month: 172

Jan-Jan 2015: 133

Filings Trending: ▼

Circuit/Court ID: 24

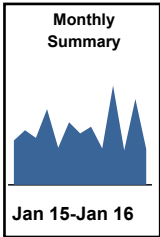
224009

Type of Case: Filings

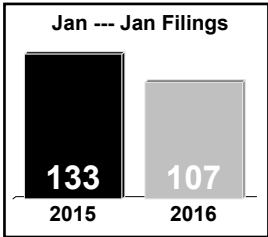
2016 Average Month:107

Jan-Jan 2016 : 107

Overall AVG. Month: 167



| Totals | | |
|----------|-------|------|
| | 2015 | 2016 |
| Civil | 329 | 17 |
| Criminal | 900 | 7 |
| Other | 831 | 83 |
| Total | 2,060 | 107 |



| Jan --- Jan Filings | | | | |
|---------------------|------|------|----------|----------|
| | 2015 | 2016 | % Change | Trending |
| Civil | 29 | 17 | -41.4% | ▼ |
| Criminal | 39 | 7 | -82.1% | ▼ |
| Other | 65 | 83 | 27.7% | ▲ |
| Total | 133 | 107 | -19.5% | ▼ |

| | Jan | Feb | Mar | Apr | May | Jun | Jul | Aug | Sep | Oct | Nov | Dec | Thru Jan | % Change | Trending | Total |
|------|-----|-----|-----|-----|-----|-----|-----|-----|-----|-----|-----|-----|----------|----------|----------|-------|
| 2015 | 133 | 164 | 141 | 227 | 111 | 188 | 154 | 174 | 109 | 298 | 103 | 258 | 133 | | | 2,060 |
| 2016 | 107 | - | - | - | - | - | - | - | - | - | - | - | 107 | -19.5% | ▼ | 107 |

| | | Jan | Feb | Mar | Apr | May | Jun | Jul | Aug | Sep | Oct | Nov | Dec | Thru Jan | % Change | Trending | Total |
|--|------|-----|-----|-----|-----|-----|-----|-----|-----|-----|-----|-----|-----|----------|----------|----------|-------|
| Administrative Law | 2015 | - | - | - | - | 1 | - | - | - | 1 | - | - | - | 0 | | | 2 |
| Contested Divorce | 2015 | 3 | - | 2 | 1 | - | 2 | 4 | 2 | - | 3 | - | 3 | 3 | 0.0% | ↔ | 20 |
| | 2016 | 3 | - | - | - | - | - | - | - | - | - | - | - | 3 | 0.0% | ↔ | 3 |
| Domestic and Family - Level 1 | 2015 | - | - | - | - | - | - | - | - | 3 | 5 | 6 | - | 0 | | | 14 |
| Domestic and Family - Level 2 | 2015 | 1 | 1 | - | 2 | 3 | - | - | - | - | - | - | - | 1 | 0.0% | ↔ | 7 |
| General Civil - Level 1 | 2015 | 1 | - | - | - | 1 | - | - | 1 | - | - | - | 1 | 1 | | | 4 |
| General Civil - Level 2 | 2015 | 2 | 4 | 8 | 6 | 6 | 4 | 6 | 5 | 5 | 5 | 5 | 2 | 2 | | | 58 |
| | 2016 | 1 | - | - | - | - | - | - | - | - | - | - | - | 1 | -50.0% | ▼ | 1 |
| General Civil - Level 3 | 2015 | 7 | 2 | 2 | 3 | 1 | - | - | 1 | 2 | 2 | 1 | - | 7 | | | 21 |
| | 2016 | 5 | - | - | - | - | - | - | - | - | - | - | - | 5 | -28.6% | ▼ | 5 |
| Miscellaneous | 2015 | 55 | 52 | 78 | 59 | 40 | 47 | 66 | 54 | 46 | 55 | 47 | 121 | 55 | | | 720 |
| | 2016 | 90 | - | - | - | - | - | - | - | - | - | - | - | 90 | 63.6% | ▲ | 90 |
| Misdemeanor | 2015 | 8 | 12 | 6 | 32 | 6 | 29 | 15 | 24 | 5 | 23 | 4 | 28 | 8 | | | 192 |
| | 2016 | 4 | - | - | - | - | - | - | - | - | - | - | - | 4 | -50.0% | ▼ | 4 |
| Non-Capital Felonies and Related Matters | 2015 | 30 | 62 | 14 | 93 | 18 | 71 | 23 | 59 | 31 | 186 | 18 | 73 | 30 | | | 678 |
| | 2016 | 1 | - | - | - | - | - | - | - | - | - | - | - | 1 | -96.7% | ▼ | 1 |
| Other | 2015 | 16 | 19 | 21 | 18 | 21 | 24 | 28 | 20 | 9 | 11 | 17 | 19 | 16 | | | 223 |
| Other Criminally Related Matters | 2015 | 1 | 3 | 1 | 4 | 2 | 4 | 4 | 2 | 2 | 2 | 2 | 3 | 1 | | | 30 |
| | 2016 | 2 | - | - | - | - | - | - | - | - | - | - | - | 2 | 100.0% | ▲ | 2 |
| Probates/Wills and Trusts - Le | 2015 | - | 1 | - | 1 | - | - | 1 | - | - | - | - | - | 0 | | | 3 |
| Probates/Wills and Trusts - Le | 2015 | 5 | 1 | 2 | - | 1 | - | 1 | - | - | - | - | - | 5 | 0.0% | ↔ | 10 |
| Uncontested Divorce | 2015 | 4 | 7 | 7 | 8 | 11 | 7 | 6 | 6 | 5 | 6 | 3 | 8 | 4 | | | 78 |
| | 2016 | 1 | - | - | - | - | - | - | - | - | - | - | - | 1 | -75.0% | ▼ | 1 |

Court: Bedford Circuit

Start/End Date: Jan-15 / Jan-16

2015 Average Month: 315

Jan-Jan 2015: 252

Filings Trending: ▲

Circuit/Court ID: 24

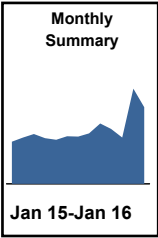
224019

Type of Case: Filings

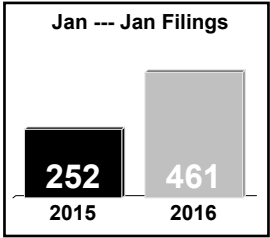
2016 Average Month:461

Jan-Jan 2016 : 461

Overall AVG. Month: 326



| Totals | | |
|----------|-------|------|
| | 2015 | 2016 |
| Civil | 833 | 50 |
| Criminal | 836 | 69 |
| Other | 2,111 | 342 |
| Total | 3,780 | 461 |



| Jan --- Jan Filings | | | | |
|---------------------|------|------|----------|----------|
| | 2015 | 2016 | % Change | Trending |
| Civil | 61 | 50 | -18.0% | ▼ |
| Criminal | 57 | 69 | 21.1% | ▲ |
| Other | 134 | 342 | 155.2% | ▲ |
| Total | 252 | 461 | 82.9% | ▲ |

| | Jan | Feb | Mar | Apr | May | Jun | Jul | Aug | Sep | Oct | Nov | Dec | Thru Jan | % Change | Trending | Total |
|------|-----|-----|-----|-----|-----|-----|-----|-----|-----|-----|-----|-----|----------|----------|----------|-------|
| 2015 | 252 | 278 | 298 | 274 | 265 | 286 | 283 | 302 | 363 | 330 | 277 | 572 | 252 | | | 3,780 |
| 2016 | 461 | - | - | - | - | - | - | - | - | - | - | - | 461 | 82.9% | ▲ | 461 |

| | | Jan | Feb | Mar | Apr | May | Jun | Jul | Aug | Sep | Oct | Nov | Dec | Thru Jan | % Change | Trending | Total |
|--|------|-----|-----|-----|-----|-----|-----|-----|-----|-----|-----|-----|-----|----------|----------|----------|-------|
| Contested Divorce | 2015 | 7 | 11 | 13 | 6 | 11 | 9 | 5 | 4 | 8 | 5 | 8 | 6 | 7 | | | 93 |
| | 2016 | 6 | - | - | - | - | - | - | - | - | - | - | - | 6 | -14.3% | ▼ | 6 |
| Domestic and Family - Level 1 | 2015 | 8 | 6 | 11 | 6 | 3 | 9 | 13 | 10 | 9 | 4 | 3 | 11 | 8 | | | 93 |
| | 2016 | 2 | - | - | - | - | - | - | - | - | - | - | - | 2 | -75.0% | ▼ | 2 |
| Domestic and Family - Level 2 | 2015 | 1 | 4 | 4 | 3 | 6 | 5 | 5 | 6 | 3 | 8 | 6 | 2 | 1 | | | 53 |
| | 2016 | 2 | - | - | - | - | - | - | - | - | - | - | - | 2 | 100.0% | ▲ | 2 |
| General Civil - Level 1 | 2015 | - | - | 1 | - | - | 1 | - | - | - | 1 | 1 | - | 0 | | | 4 |
| General Civil - Level 2 | 2015 | 10 | 8 | 14 | 6 | 11 | 16 | 6 | 14 | 9 | 7 | 4 | 9 | 10 | 0.0% | ↔ | 114 |
| | 2016 | 8 | - | - | - | - | - | - | - | - | - | - | - | 8 | -20.0% | ▼ | 8 |
| General Civil - Level 3 | 2015 | 7 | 9 | 4 | - | 5 | 2 | 3 | 10 | 6 | 4 | 3 | 2 | 7 | | | 55 |
| | 2016 | 5 | - | - | - | - | - | - | - | - | - | - | - | 5 | -28.6% | ▼ | 5 |
| Miscellaneous | 2015 | 143 | 145 | 152 | 161 | 153 | 152 | 151 | 184 | 202 | 203 | 169 | 478 | 143 | | | 2,293 |
| | 2016 | 349 | - | - | - | - | - | - | - | - | - | - | - | 349 | 144.1% | ▲ | 349 |
| Misdemeanor | 2015 | 9 | 15 | 11 | 8 | 16 | 10 | 16 | 5 | 10 | 29 | 14 | 12 | 9 | | | 155 |
| | 2016 | 19 | - | - | - | - | - | - | - | - | - | - | - | 19 | 111.1% | ▲ | 19 |
| Non-Capital Felonies and Related Matters | 2015 | 31 | 48 | 54 | 47 | 35 | 48 | 53 | 41 | 86 | 43 | 30 | 35 | 31 | | | 551 |
| | 2016 | 39 | - | - | - | - | - | - | - | - | - | - | - | 39 | 25.8% | ▲ | 39 |
| Other | 2015 | - | 2 | - | 1 | 1 | - | 1 | - | - | 2 | 1 | 2 | 0 | | | 10 |
| Other Criminally Related Matters | 2015 | 17 | 7 | 6 | 10 | 8 | 12 | 10 | 10 | 14 | 10 | 23 | 5 | 17 | 0.0% | ↔ | 132 |
| | 2016 | 11 | - | - | - | - | - | - | - | - | - | - | - | 11 | -35.3% | ▼ | 11 |
| Probates/Wills and Trusts - Le | 2015 | - | - | - | 1 | 1 | - | - | 1 | - | 2 | 1 | - | 0 | | | 6 |
| Probates/Wills and Trusts - Level 2 | 2015 | 7 | 4 | 3 | 2 | 1 | 6 | 4 | 5 | 3 | 1 | 4 | 1 | 7 | 0.0% | ↔ | 41 |
| | 2016 | 4 | - | - | - | - | - | - | - | - | - | - | - | 4 | -42.9% | ▼ | 4 |
| Uncontested Divorce | 2015 | 12 | 19 | 25 | 23 | 14 | 16 | 16 | 12 | 13 | 11 | 10 | 9 | 12 | | | 180 |
| | 2016 | 16 | - | - | - | - | - | - | - | - | - | - | - | 16 | 33.3% | ▲ | 16 |

Court: Campbell Circuit

Start/End Date: Jan-15 / Jan-16

2015 Average Month: 260

Jan-Jan 2015: 240

Filings Trending: ▲

Circuit/Court ID: 24

224031


Type of Case: Filings

2016 Average Month:306

Jan-Jan 2016 : 306

Overall AVG. Month: 264

Monthly Summary



Jan 15-Jan 16

Totals

| | 2015 | 2016 |
|----------|-------|------|
| Civil | 657 | 53 |
| Criminal | 1,148 | 68 |
| Other | 1,320 | 185 |
| Total | 3,125 | 306 |

Jan --- Jan Filings

240

2015

306

2016

Jan --- Jan Filings

| | 2015 | 2016 | % Change | Trending |
|----------|------|------|----------|----------|
| Civil | 49 | 53 | 8.2% | ▲ |
| Criminal | 102 | 68 | -33.3% | ▼ |
| Other | 89 | 185 | 107.9% | ▲ |
| Total | 240 | 306 | 27.5% | ▲ |

| | Jan | Feb | Mar | Apr | May | Jun | Jul | Aug | Sep | Oct | Nov | Dec | Thru Jan | % Change | Trending | Total |
|------|-----|-----|-----|-----|-----|-----|-----|-----|-----|-----|-----|-----|----------|----------|----------|-------|
| 2015 | 240 | 241 | 250 | 196 | 237 | 217 | 265 | 229 | 281 | 203 | 284 | 482 | 240 | | | 3,125 |
| 2016 | 306 | - | - | - | - | - | - | - | - | - | - | - | 306 | 27.5% | ▲ | 306 |

| | | Jan | Feb | Mar | Apr | May | Jun | Jul | Aug | Sep | Oct | Nov | Dec | Thru Jan | % Change | Trending | Total |
|--|------|-----|-----|-----|-----|-----|-----|-----|-----|-----|-----|-----|-----|----------|----------|----------|-------|
| Contested Divorce | 2015 | 3 | 9 | 5 | 5 | 6 | 7 | 4 | 3 | 8 | 3 | 6 | 6 | 3 | | | 65 |
| | 2016 | 4 | - | - | - | - | - | - | - | - | - | - | - | 4 | 33.3% | ▲ | 4 |
| Domestic and Family - Level 1 | 2015 | 4 | 8 | 1 | 6 | 3 | 7 | 5 | 8 | 1 | 6 | 1 | 12 | 4 | | | 62 |
| | 2016 | 4 | - | - | - | - | - | - | - | - | - | - | - | 4 | 0.0% | ↔ | 4 |
| Domestic and Family - Level 2 | 2015 | 1 | 4 | 3 | 5 | 1 | 5 | 4 | 1 | 1 | 1 | 7 | - | 1 | | | 33 |
| | 2016 | - | - | - | - | - | - | - | - | - | - | - | - | 0 | | | 6 |
| General Civil - Level 1 | 2015 | 14 | 9 | 6 | 13 | 13 | 9 | 10 | 11 | 14 | 3 | 7 | 11 | 14 | 0.0% | ↔ | 120 |
| | 2016 | 6 | - | - | - | - | - | - | - | - | - | - | - | 6 | -57.1% | ▼ | 6 |
| General Civil - Level 3 | 2015 | 3 | 3 | 16 | 6 | 4 | 3 | 4 | 3 | 11 | 3 | 6 | 6 | 3 | | | 68 |
| | 2016 | 12 | - | - | - | - | - | - | - | - | - | - | - | 12 | 300.0% | ▲ | 12 |
| Miscellaneous | 2015 | 104 | 103 | 115 | 82 | 92 | 81 | 90 | 112 | 124 | 112 | 125 | 327 | 104 | | | 1,467 |
| | 2016 | 193 | - | - | - | - | - | - | - | - | - | - | - | 193 | 85.6% | ▲ | 193 |
| Misdemeanor | 2015 | 20 | 23 | 30 | 15 | 23 | 24 | 33 | 27 | 28 | 28 | 35 | 35 | 20 | | | 321 |
| | 2016 | 22 | - | - | - | - | - | - | - | - | - | - | - | 22 | 10.0% | ▲ | 22 |
| Non-Capital Felonies and Related Matters | 2015 | 77 | 65 | 48 | 46 | 81 | 57 | 95 | 47 | 69 | 33 | 83 | 70 | 77 | | | 771 |
| | 2016 | 45 | - | - | - | - | - | - | - | - | - | - | - | 45 | -41.6% | ▼ | 45 |
| Other | 2015 | 1 | - | 2 | 1 | 1 | - | 3 | 6 | - | - | 1 | 2 | 1 | | | 17 |
| | 2016 | 3 | - | - | - | - | - | - | - | - | - | - | - | 3 | 200.0% | ▲ | 3 |
| Other Criminally Related Matters | 2015 | 5 | 2 | 4 | 3 | 3 | 12 | 5 | 6 | 9 | 3 | 1 | 3 | 5 | | | 56 |
| | 2016 | 1 | - | - | - | - | - | - | - | - | - | - | - | 1 | -80.0% | ▼ | 1 |
| Probates/Wills and Trusts - Level 1 | 2015 | - | - | 1 | - | - | - | - | - | - | - | 1 | - | 0 | | | 2 |
| | 2016 | 1 | - | - | - | - | - | - | - | - | - | - | - | 1 | 0.0% | ↔ | 1 |
| Probates/Wills and Trusts - Level 2 | 2015 | - | - | 1 | - | 1 | 1 | 3 | 1 | - | 1 | - | - | 0 | | | 8 |
| | 2016 | 3 | - | - | - | - | - | - | - | - | - | - | - | 3 | 0.0% | ↔ | 3 |
| Protective Orders | 2015 | - | - | - | - | - | 1 | - | - | - | - | - | - | 0 | | | 1 |
| | 2016 | 1 | - | - | - | - | - | - | - | - | - | - | - | 1 | 0.0% | ↔ | 1 |
| Uncontested Divorce | 2015 | 8 | 15 | 18 | 13 | 8 | 10 | 9 | 4 | 14 | 9 | 10 | 10 | 8 | | | 128 |
| | 2016 | 11 | - | - | - | - | - | - | - | - | - | - | - | 11 | 37.5% | ▲ | 11 |

Court: Nelson Circuit

Start/End Date: Jan-15 / Jan-16

2015 Average Month: 89

Jan-Jan 2015: 137

Filings Trending: ▼

Circuit/Court ID: 24

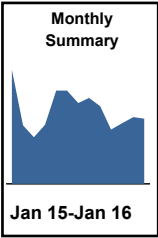
224125

Type of Case: Filings

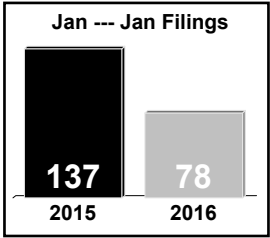
2016 Average Month:78

Jan-Jan 2016 : 78

Overall AVG. Month: 88



| Totals | | |
|----------|-------|------|
| | 2015 | 2016 |
| Civil | 405 | 10 |
| Criminal | 397 | 28 |
| Other | 267 | 40 |
| Total | 1,069 | 78 |



| Jan --- Jan Filings | | | | |
|---------------------|------|------|----------|----------|
| | 2015 | 2016 | % Change | Trending |
| Civil | 71 | 10 | -85.9% | ▼ |
| Criminal | 45 | 28 | -37.8% | ▼ |
| Other | 21 | 40 | 90.5% | ▲ |
| Total | 137 | 78 | -43.1% | ▼ |

| | Jan | Feb | Mar | Apr | May | Jun | Jul | Aug | Sep | Oct | Nov | Dec | Thru Jan | % Change | Trending | Total |
|------|-----|-----|-----|-----|-----|-----|-----|-----|-----|-----|-----|-----|----------|----------|----------|-------|
| 2015 | 137 | 70 | 56 | 71 | 112 | 112 | 97 | 103 | 93 | 65 | 73 | 80 | 137 | | | 1,069 |
| 2016 | 78 | - | - | - | - | - | - | - | - | - | - | - | 78 | -43.1% | ▼ | 78 |

| | | Jan | Feb | Mar | Apr | May | Jun | Jul | Aug | Sep | Oct | Nov | Dec | Thru Jan | % Change | Trending | Total |
|--|------|-----|-----|-----|-----|-----|-----|-----|-----|-----|-----|-----|-----|----------|----------|----------|-------|
| Administrative Law | 2015 | - | - | - | - | - | - | 1 | - | - | - | - | - | 0 | | | 1 |
| Contested Divorce | 2015 | - | 2 | 3 | 10 | 4 | 6 | 4 | 2 | 8 | 2 | 6 | 1 | 0 | 0.0% | ↔ | 48 |
| | 2016 | 2 | - | - | - | - | - | - | - | - | - | - | - | 2 | 0.0% | ↔ | 2 |
| Domestic and Family - Level 1 | 2015 | - | 2 | - | 1 | 3 | 1 | 1 | 1 | - | 3 | 3 | 1 | 0 | | | 16 |
| Domestic and Family - Level 2 | 2015 | - | - | - | 1 | 1 | - | - | - | 1 | - | - | 5 | 0 | 0.0% | ↔ | 8 |
| General Civil - Level 1 | 2015 | - | - | 2 | - | - | - | - | - | - | - | - | - | 0 | 0.0% | ↔ | 2 |
| General Civil - Level 2 | 2015 | 50 | 3 | 6 | 2 | 3 | 28 | 10 | 29 | 2 | 2 | 3 | - | 50 | 0.0% | ↔ | 138 |
| | 2016 | 1 | - | - | - | - | - | - | - | - | - | - | - | 1 | -98.0% | ▼ | 1 |
| General Civil - Level 3 | 2015 | 16 | 10 | - | 1 | - | 3 | - | 1 | 2 | 2 | 4 | - | 16 | | | 39 |
| | 2016 | 1 | - | - | - | - | - | - | - | - | - | - | - | 1 | -93.8% | ▼ | 1 |
| Miscellaneous | 2015 | 23 | 27 | 28 | 27 | 15 | 27 | 22 | 27 | 21 | 36 | 33 | 55 | 23 | | | 341 |
| | 2016 | 45 | - | - | - | - | - | - | - | - | - | - | - | 45 | 95.7% | ▲ | 45 |
| Misdemeanor | 2015 | 2 | 1 | 5 | 1 | 15 | 17 | 26 | 14 | 6 | 5 | 6 | 3 | 2 | | | 101 |
| | 2016 | 12 | - | - | - | - | - | - | - | - | - | - | - | 12 | 500.0% | ▲ | 12 |
| Non-Capital Felonies and Related Matters | 2015 | 19 | 21 | 6 | 13 | 53 | 10 | 22 | 17 | 14 | 12 | 7 | 9 | 19 | | | 203 |
| | 2016 | 15 | - | - | - | - | - | - | - | - | - | - | - | 15 | -21.1% | ▼ | 15 |
| Other | 2015 | 1 | 1 | - | - | 1 | - | 1 | 1 | - | 1 | - | 2 | 1 | | | 8 |
| Other Criminally Related Matters | 2015 | 24 | - | - | 9 | 11 | 8 | 3 | 4 | 27 | 2 | 4 | 1 | 24 | | | 93 |
| | 2016 | 1 | - | - | - | - | - | - | - | - | - | - | - | 1 | -95.8% | ▼ | 1 |
| Probates/Wills and Trusts - Le | 2015 | - | - | - | - | - | - | - | - | - | - | 1 | 1 | 0 | | | 2 |
| Probates/Wills and Trusts - Le | 2015 | - | - | - | - | 1 | 1 | - | - | - | - | 1 | - | 0 | 0.0% | ↔ | 3 |
| Uncontested Divorce | 2015 | 2 | 3 | 6 | 6 | 5 | 11 | 7 | 7 | 12 | - | 5 | 2 | 2 | 0.0% | ↔ | 66 |
| | 2016 | 1 | - | - | - | - | - | - | - | - | - | - | - | 1 | -50.0% | ▼ | 1 |

Court: Lynchburg Circuit

Start/End Date: Jan-15 / Jan-16

2015 Average Month: 356

Jan-Jan 2015: 368

Filings Trending: ▲

Circuit/Court ID: 24

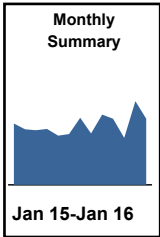
224680

Type of Case: Filings

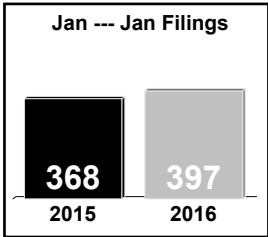
2016 Average Month:397

Jan-Jan 2016 : 397

Overall AVG. Month: 360



| Totals | | |
|----------|-------|------|
| | 2015 | 2016 |
| Civil | 1,378 | 110 |
| Criminal | 2,133 | 170 |
| Other | 766 | 117 |
| Total | 4,277 | 397 |



| Jan --- Jan Filings | | | | |
|---------------------|------|------|----------|----------|
| | 2015 | 2016 | % Change | Trending |
| Civil | 109 | 110 | 0.9% | ▲ |
| Criminal | 199 | 170 | -14.6% | ▼ |
| Other | 60 | 117 | 95.0% | ▲ |
| Total | 368 | 397 | 7.9% | ▲ |

| | | Jan | Feb | Mar | Apr | May | Jun | Jul | Aug | Sep | Oct | Nov | Dec | Thru Jan | % Change | Trending | Total |
|------|--|-----|-----|-----|-----|-----|-----|-----|-----|-----|-----|-----|-----|----------|----------|----------|-------|
| 2015 | | 368 | 334 | 327 | 335 | 295 | 304 | 403 | 309 | 421 | 397 | 282 | 502 | 368 | | | 4,277 |
| 2016 | | 397 | - | - | - | - | - | - | - | - | - | - | - | 397 | 7.9% | ▲ | 397 |

| | | Jan | Feb | Mar | Apr | May | Jun | Jul | Aug | Sep | Oct | Nov | Dec | Thru Jan | % Change | Trending | Total |
|--|------|-----|-----|-----|-----|-----|-----|-----|-----|-----|-----|-----|-----|----------|----------|----------|-------|
| Administrative Law | 2015 | - | - | - | - | 1 | - | - | - | - | - | - | - | 0 | | | 1 |
| | 2016 | 1 | - | - | - | - | - | - | - | - | - | - | - | 1 | 0.0% | ↔ | 1 |
| Contested Divorce | 2015 | 8 | 11 | 12 | 10 | 10 | 12 | 10 | 14 | 3 | 7 | 7 | 11 | 8 | | | 115 |
| | 2016 | 7 | - | - | - | - | - | - | - | - | - | - | - | 7 | -12.5% | ▼ | 7 |
| Domestic and Family - Level 1 | 2015 | 6 | 15 | 17 | 42 | 32 | 11 | 6 | 15 | 50 | 22 | 11 | 22 | 6 | | | 249 |
| | 2016 | 38 | - | - | - | - | - | - | - | - | - | - | - | 38 | 533.3% | ▲ | 38 |
| Domestic and Family - Level 2 | 2015 | 2 | 1 | 4 | 4 | 3 | 1 | 1 | 1 | 2 | 4 | 1 | 2 | 2 | | | 26 |
| | 2016 | 2 | - | - | - | - | - | - | - | - | - | - | - | 2 | 0.0% | ↔ | 2 |
| General Civil - Level 1 | 2015 | 4 | 2 | 3 | 2 | - | 3 | 4 | 3 | 8 | - | 1 | 4 | 4 | | | 34 |
| | 2016 | 1 | - | - | - | - | - | - | - | - | - | - | - | 1 | -75.0% | ▼ | 1 |
| General Civil - Level 2 | 2015 | 11 | 14 | 11 | 15 | 15 | 11 | 10 | 12 | 21 | 9 | 11 | 4 | 11 | | | 144 |
| | 2016 | 14 | - | - | - | - | - | - | - | - | - | - | - | 14 | 27.3% | ▲ | 14 |
| General Civil - Level 3 | 2015 | 8 | 8 | 6 | 7 | 7 | 7 | 4 | 5 | 11 | 8 | 3 | 4 | 8 | | | 78 |
| | 2016 | 3 | - | - | - | - | - | - | - | - | - | - | - | 3 | -62.5% | ▼ | 3 |
| Miscellaneous | 2015 | 98 | 81 | 98 | 81 | 65 | 80 | 89 | 69 | 108 | 75 | 84 | 218 | 98 | | | 1,146 |
| | 2016 | 144 | - | - | - | - | - | - | - | - | - | - | - | 144 | 46.9% | ▲ | 144 |
| Misdemeanor | 2015 | 64 | 31 | 28 | 21 | 33 | 33 | 57 | 36 | 50 | 61 | 40 | 26 | 64 | | | 480 |
| | 2016 | 38 | - | - | - | - | - | - | - | - | - | - | - | 38 | -40.6% | ▼ | 38 |
| Non-Capital Felonies and Related Matters | 2015 | 132 | 125 | 110 | 113 | 83 | 98 | 189 | 112 | 130 | 175 | 87 | 180 | 132 | | | 1,534 |
| | 2016 | 131 | - | - | - | - | - | - | - | - | - | - | - | 131 | -0.8% | ▼ | 131 |
| Other | 2015 | 3 | 3 | 7 | 2 | 2 | 4 | 2 | 4 | 3 | 4 | 5 | 2 | 3 | | | 41 |
| | 2016 | 1 | - | - | - | - | - | - | - | - | - | - | - | 1 | -66.7% | ▼ | 1 |
| Other Criminally Related Matters | 2015 | 3 | 15 | 7 | 9 | 9 | 15 | 8 | 12 | 17 | 12 | 6 | 9 | 3 | | | 122 |
| | 2016 | 2 | - | - | - | - | - | - | - | - | - | - | - | 2 | -33.3% | ▼ | 2 |
| Probates/Wills and Trusts - Le | 2015 | 1 | - | - | - | - | - | - | - | - | - | - | - | 1 | | | 1 |
| Probates/Wills and Trusts - Level 2 | 2015 | 3 | 3 | - | 2 | 4 | 1 | 1 | 2 | 3 | 2 | 2 | 2 | 3 | | | 25 |
| | 2016 | 1 | - | - | - | - | - | - | - | - | - | - | - | 1 | -66.7% | ▼ | 1 |
| Protective Orders | 2015 | - | - | - | - | - | 1 | - | - | - | - | - | - | 0 | | | 1 |
| Uncontested Divorce | 2015 | 25 | 25 | 24 | 27 | 31 | 27 | 22 | 24 | 15 | 18 | 24 | 18 | 25 | 0.0% | ↔ | 280 |
| | 2016 | 14 | - | - | - | - | - | - | - | - | - | - | - | 14 | -44.0% | ▼ | 14 |

Court: Alleghany Circuit

Start/End Date: Jan-15 / Jan-16

2015 Average Month: 155

Jan-Jan 2015: 211

Filings Trending: ▲

Circuit/Court ID: 25

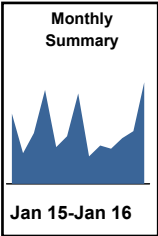
225005

Type of Case: Filings

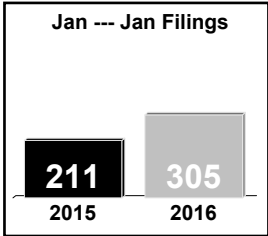
2016 Average Month:305

Jan-Jan 2016 : 305

Overall AVG. Month: 166



| Totals | | |
|----------|-------|------|
| | 2015 | 2016 |
| Civil | 306 | 14 |
| Criminal | 1,049 | 241 |
| Other | 503 | 50 |
| Total | 1,858 | 305 |



| Jan --- Jan Filings | | | | |
|---------------------|------|------|----------|----------|
| | 2015 | 2016 | % Change | Trending |
| Civil | 14 | 14 | - | ↔ |
| Criminal | 165 | 241 | 46.1% | ▲ |
| Other | 32 | 50 | 56.3% | ▲ |
| Total | 211 | 305 | 44.5% | ▲ |

| | Jan | Feb | Mar | Apr | May | Jun | Jul | Aug | Sep | Oct | Nov | Dec | Thru Jan | % Change | Trending | Total |
|------|-----|-----|-----|-----|-----|-----|-----|-----|-----|-----|-----|-----|----------|----------|----------|-------|
| 2015 | 211 | 92 | 152 | 282 | 110 | 143 | 271 | 82 | 115 | 105 | 137 | 158 | 211 | | | 1,858 |
| 2016 | 305 | - | - | - | - | - | - | - | - | - | - | - | 305 | 44.5% | ▲ | 305 |

| | | Jan | Feb | Mar | Apr | May | Jun | Jul | Aug | Sep | Oct | Nov | Dec | Thru Jan | % Change | Trending | Total |
|--|------|-----|-----|-----|-----|-----|-----|-----|-----|-----|-----|-----|-----|----------|----------|----------|-------|
| Administrative Law | 2015 | - | - | - | - | - | - | 1 | - | - | - | - | - | 0 | | | 1 |
| Contested Divorce | 2015 | - | 6 | 2 | - | 3 | 2 | 2 | 2 | - | - | 4 | - | 0 | 0.0% | ↔ | 21 |
| | 2016 | 4 | - | - | - | - | - | - | - | - | - | - | - | 4 | 0.0% | ↔ | 4 |
| Domestic and Family - Level 1 | 2015 | - | 1 | 5 | 1 | - | 2 | - | - | - | 1 | - | - | 0 | | | 10 |
| Domestic and Family - Level 2 | 2015 | - | 1 | 1 | 3 | 1 | 2 | - | - | - | 4 | 1 | 1 | 0 | 0.0% | ↔ | 14 |
| | 2016 | 1 | - | - | - | - | - | - | - | - | - | - | - | 1 | 0.0% | ↔ | 1 |
| General Civil - Level 1 | 2015 | 2 | - | - | 1 | 1 | 2 | - | - | 1 | - | 3 | - | 2 | | | 10 |
| General Civil - Level 2 | 2015 | 1 | 2 | 4 | 1 | 2 | 4 | 3 | 1 | 2 | 4 | 5 | 1 | 1 | | | 30 |
| General Civil - Level 3 | 2015 | 2 | - | - | 1 | 1 | 8 | 11 | 4 | 1 | 3 | 6 | - | 2 | | | 37 |
| | 2016 | 5 | - | - | - | - | - | - | - | - | - | - | - | 5 | 150.0% | ▲ | 5 |
| Miscellaneous | 2015 | 37 | 58 | 55 | 23 | 33 | 44 | 44 | 42 | 58 | 57 | 52 | 96 | 37 | | | 599 |
| | 2016 | 52 | - | - | - | - | - | - | - | - | - | - | - | 52 | 40.5% | ▲ | 52 |
| Misdemeanor | 2015 | 29 | 9 | 28 | 15 | 8 | 15 | 21 | 6 | 14 | 6 | 15 | 16 | 29 | | | 182 |
| | 2016 | 20 | - | - | - | - | - | - | - | - | - | - | - | 20 | -31.0% | ▼ | 20 |
| Non-Capital Felonies and Related Matters | 2015 | 131 | 9 | 44 | 228 | 44 | 56 | 183 | 21 | 29 | 22 | 45 | 34 | 131 | | | 846 |
| | 2016 | 220 | - | - | - | - | - | - | - | - | - | - | - | 220 | 67.9% | ▲ | 220 |
| Other | 2015 | - | - | 1 | - | 1 | - | - | 1 | 1 | 1 | - | 3 | 0 | | | 8 |
| | 2016 | 1 | - | - | - | - | - | - | - | - | - | - | - | 1 | 0.0% | ↔ | 1 |
| Other Criminally Related Matters | 2015 | 6 | 1 | - | 2 | 3 | 1 | 1 | 1 | 4 | 1 | 1 | 3 | 6 | | | 24 |
| | 2016 | 1 | - | - | - | - | - | - | - | - | - | - | - | 1 | -83.3% | ▼ | 1 |
| Probates/Wills and Trusts - Le | 2015 | 1 | 1 | - | 2 | 2 | - | - | 1 | 1 | - | - | - | 1 | | | 8 |
| Uncontested Divorce | 2015 | 2 | 4 | 12 | 5 | 11 | 7 | 5 | 3 | 4 | 6 | 5 | 4 | 2 | | | 68 |
| | 2016 | 1 | - | - | - | - | - | - | - | - | - | - | - | 1 | -50.0% | ▼ | 1 |

Court: Augusta Circuit

Start/End Date: Jan-15 / Jan-16

2015 Average Month: 337

Jan-Jan 2015: 433

Filings Trending: ▼

Circuit/Court ID: 25

225015


Type of Case: Filings

2016 Average Month:377

Jan-Jan 2016 : 377

Overall AVG. Month: 340

Monthly Summary



Jan 15-Jan 16

Totals

| | 2015 | 2016 |
|----------|-------|------|
| Civil | 824 | 50 |
| Criminal | 1,611 | 99 |
| Other | 1,612 | 228 |
| Total | 4,047 | 377 |

Jan --- Jan Filings

433

2015

377

2016

Jan --- Jan Filings

| | 2015 | 2016 | % Change | Trending |
|----------|------|------|----------|----------|
| Civil | 61 | 50 | -18.0% | ▼ |
| Criminal | 238 | 99 | -58.4% | ▼ |
| Other | 134 | 228 | 70.1% | ▲ |
| Total | 433 | 377 | -12.9% | ▼ |

| | Jan | Feb | Mar | Apr | May | Jun | Jul | Aug | Sep | Oct | Nov | Dec | Thru Jan | % Change | Trending | Total |
|------|-----|-----|-----|-----|-----|-----|-----|-----|-----|-----|-----|-----|----------|----------|----------|-------|
| 2015 | 433 | 261 | 317 | 336 | 287 | 295 | 343 | 335 | 333 | 273 | 353 | 481 | 433 | | | 4,047 |
| 2016 | 377 | - | - | - | - | - | - | - | - | - | - | - | 377 | -12.9% | ▼ | 377 |

| | | Jan | Feb | Mar | Apr | May | Jun | Jul | Aug | Sep | Oct | Nov | Dec | Thru Jan | % Change | Trending | Total |
|--|------|-----|-----|-----|-----|-----|-----|-----|-----|-----|-----|-----|-----|----------|----------|----------|-------|
| Administrative Law | 2015 | - | - | 1 | - | 1 | - | 2 | - | 2 | - | - | - | 0 | | | 6 |
| | 2016 | 1 | - | - | - | - | - | - | - | - | - | - | - | 1 | 0.0% | ↔ | 1 |
| Capital Murder | 2015 | 1 | - | - | - | - | - | - | - | - | - | - | - | 1 | | | 1 |
| | 2016 | 1 | - | - | - | - | - | - | - | - | - | - | - | 1 | | | 1 |
| Contested Divorce | 2015 | 6 | 7 | 5 | 5 | 3 | 5 | 9 | 5 | 8 | 5 | 2 | 4 | 6 | | | 64 |
| | 2016 | 7 | - | - | - | - | - | - | - | - | - | - | - | 7 | 16.7% | ▲ | 7 |
| Domestic and Family - Level 1 | 2015 | 11 | 6 | 21 | 12 | 9 | 7 | 15 | 10 | 9 | 15 | 16 | 1 | 11 | | | 132 |
| | 2016 | 1 | 8 | 11 | 7 | 9 | 3 | 5 | 4 | 7 | 8 | 3 | 6 | 1 | | | 72 |
| Domestic and Family - Level 2 | 2015 | 1 | 8 | 11 | 7 | 9 | 3 | 5 | 4 | 7 | 8 | 3 | 6 | 1 | | | 72 |
| | 2016 | 5 | - | - | - | - | - | - | - | - | - | - | - | 5 | 400.0% | ▲ | 5 |
| General Civil - Level 1 | 2015 | - | - | - | - | 1 | - | - | - | - | - | - | - | 0 | | | 1 |
| | 2016 | 1 | - | - | - | - | - | - | - | - | - | - | - | 1 | 0.0% | ↔ | 1 |
| General Civil - Level 2 | 2015 | 8 | 7 | 10 | 6 | 5 | 13 | 13 | 23 | 3 | 10 | 4 | 2 | 8 | | | 104 |
| | 2016 | 5 | - | - | - | - | - | - | - | - | - | - | - | 5 | -37.5% | ▼ | 5 |
| General Civil - Level 3 | 2015 | 5 | 1 | 1 | 5 | 7 | 6 | 3 | 8 | 5 | 4 | 8 | 4 | 5 | | | 57 |
| | 2016 | 5 | - | - | - | - | - | - | - | - | - | - | - | 5 | | | 5 |
| Miscellaneous | 2015 | 134 | 128 | 128 | 128 | 129 | 114 | 129 | 117 | 120 | 103 | 152 | 306 | 134 | | | 1,688 |
| | 2016 | 226 | - | - | - | - | - | - | - | - | - | - | - | 226 | 68.7% | ▲ | 226 |
| Misdemeanor | 2015 | 17 | 9 | 8 | 17 | 3 | 6 | 18 | 18 | 13 | 21 | 10 | 9 | 17 | | | 149 |
| | 2016 | 18 | - | - | - | - | - | - | - | - | - | - | - | 18 | 5.9% | ▲ | 18 |
| Non-Capital Felonies and Related Matters | 2015 | 219 | 67 | 105 | 121 | 84 | 126 | 123 | 125 | 146 | 88 | 139 | 99 | 219 | | | 1,442 |
| | 2016 | 80 | - | - | - | - | - | - | - | - | - | - | - | 80 | -63.5% | ▼ | 80 |
| Other | 2015 | 17 | 13 | 13 | 17 | 12 | 9 | 16 | 7 | 7 | 8 | 8 | 34 | 17 | | | 161 |
| | 2016 | 17 | - | - | - | - | - | - | - | - | - | - | - | 17 | 0.0% | ↔ | 17 |
| Other Criminally Related Matters | 2015 | 1 | 2 | 1 | 3 | 4 | 2 | - | 2 | 3 | 2 | 2 | - | 1 | | | 22 |
| | 2016 | 2 | - | - | - | - | - | - | - | - | - | - | - | 2 | 100.0% | ▲ | 2 |
| Probates/Wills and Trusts - Le | 2015 | 1 | - | - | - | - | - | - | - | - | - | - | - | 1 | | | 1 |
| Probates/Wills and Trusts - Le | 2015 | 1 | 1 | - | - | 1 | - | - | 2 | 1 | 2 | 1 | - | 1 | | | 9 |
| Uncontested Divorce | 2015 | 11 | 12 | 13 | 15 | 19 | 4 | 10 | 14 | 9 | 7 | 8 | 16 | 11 | | | 138 |
| | 2016 | 15 | - | - | - | - | - | - | - | - | - | - | - | 15 | 36.4% | ▲ | 15 |

Court: Bath Circuit

Start/End Date: Jan-15 / Jan-16

2015 Average Month: 23

Jan-Jan 2015: 32

Filings Trending: ▼

Circuit/Court ID: 25

225017


Type of Case: Filings

2016 Average Month:31

Jan-Jan 2016 : 31

Overall AVG. Month: 23

Monthly Summary



Jan 15-Jan 16

Totals

| | 2015 | 2016 |
|----------|------|------|
| Civil | 57 | 3 |
| Criminal | 92 | 9 |
| Other | 122 | 19 |
| Total | 271 | 31 |

Jan --- Jan Filings

32

2015

31

2016

Jan --- Jan Filings

| | 2015 | 2016 | % Change | Trending |
|----------|------|------|----------|----------|
| Civil | 4 | 3 | -25.0% | ▼ |
| Criminal | 23 | 9 | -60.9% | ▼ |
| Other | 5 | 19 | 280.0% | ▲ |
| Total | 32 | 31 | -3.1% | ▼ |

| | <u>Jan</u> | Feb | Mar | Apr | May | Jun | Jul | Aug | Sep | Oct | Nov | Dec | Thru Jan | % Change | Trending | <u>Total</u> |
|------|------------|-----|-----|-----|-----|-----|-----|-----|-----|-----|-----|-----|----------|----------|----------|--------------|
| 2015 | 32 | 29 | 11 | 18 | 11 | 39 | 18 | 15 | 45 | 16 | 15 | 22 | 32 | | | 271 |
| 2016 | 31 | - | - | - | - | - | - | - | - | - | - | - | 31 | -3.1% | ▼ | 31 |

| | | <u>Jan</u> | Feb | Mar | Apr | May | Jun | Jul | Aug | Sep | Oct | Nov | Dec | Thru Jan | % Change | Trending | <u>Total</u> |
|--|------|------------|-----|-----|-----|-----|-----|-----|-----|-----|-----|-----|-----|----------|----------|----------|--------------|
| Contested Divorce | 2015 | 1 | 1 | 1 | 1 | 1 | - | - | 1 | - | 1 | 1 | - | 1 | | | 8 |
| Domestic and Family - Level 2 | 2015 | - | - | - | - | - | - | - | - | - | 1 | - | - | 0 | | | 1 |
| General Civil - Level 1 | 2015 | - | - | 1 | - | - | - | - | - | - | 1 | 1 | - | 0 | 0.0% | ↔ | 3 |
| General Civil - Level 2 | 2015 | - | 1 | - | 2 | - | 1 | 1 | - | 4 | 1 | 2 | 1 | 0 | 0.0% | ↔ | 13 |
| General Civil - Level 3 | 2015 | - | - | - | - | - | - | - | - | - | 1 | 1 | - | 0 | 0.0% | ↔ | 2 |
| Miscellaneous | 2015 | 6 | 27 | 9 | 8 | 8 | 9 | 13 | 9 | 17 | 10 | 10 | 13 | 6 | 0.0% | ↔ | 139 |
| | 2016 | 21 | - | - | - | - | - | - | - | - | - | - | - | 21 | 250.0% | ▲ | 21 |
| Misdemeanor | 2015 | - | - | - | 3 | - | 3 | 2 | - | 2 | - | - | 3 | 0 | | | 13 |
| | 2016 | 2 | - | - | - | - | - | - | - | - | - | - | - | 2 | 0.0% | ↔ | 2 |
| Non-Capital Felonies and Related Matters | 2015 | 22 | - | - | 3 | - | 24 | 2 | 2 | 20 | - | - | 4 | 22 | | | 77 |
| | 2016 | 7 | - | - | - | - | - | - | - | - | - | - | - | 7 | -68.2% | ▼ | 7 |
| Other Criminally Related Matte | 2015 | 1 | - | - | - | - | 1 | - | - | - | - | - | - | 1 | | | 2 |
| Probates/Wills and Trusts - Le | 2015 | 1 | - | - | 1 | - | - | - | 1 | - | - | - | - | 1 | | | 3 |
| Uncontested Divorce | 2015 | 1 | - | - | - | 2 | 1 | - | 2 | 2 | 1 | - | 1 | 1 | | | 10 |
| | 2016 | 1 | - | - | - | - | - | - | - | - | - | - | - | 1 | 0.0% | ↔ | 1 |

Court: Botetourt Circuit

Start/End Date: Jan-15 / Jan-16

2015 Average Month: 162

Jan-Jan 2015: 128

Filings Trending: ▲

Circuit/Court ID: 25

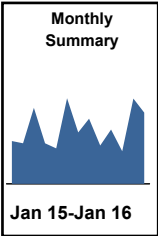
225023

Type of Case: Filings

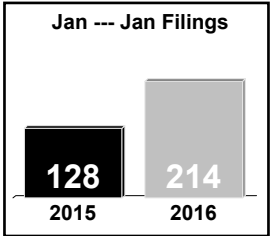
2016 Average Month:214

Jan-Jan 2016 : 214

Overall AVG. Month: 166



| Totals | | |
|----------|-------|------|
| | 2015 | 2016 |
| Civil | 343 | 32 |
| Criminal | 826 | 69 |
| Other | 775 | 113 |
| Total | 1,944 | 214 |



| Jan --- Jan Filings | | | | |
|---------------------|------|------|----------|----------|
| | 2015 | 2016 | % Change | Trending |
| Civil | 32 | 32 | - | ↔ |
| Criminal | 46 | 69 | 50.0% | ▲ |
| Other | 50 | 113 | 126.0% | ▲ |
| Total | 128 | 214 | 67.2% | ▲ |

| | Jan | Feb | Mar | Apr | May | Jun | Jul | Aug | Sep | Oct | Nov | Dec | Thru Jan | % Change | Trending | Total |
|------|-----|-----|-----|-----|-----|-----|-----|-----|-----|-----|-----|-----|----------|----------|----------|-------|
| 2015 | 128 | 122 | 228 | 122 | 106 | 257 | 154 | 195 | 115 | 163 | 98 | 256 | 128 | | | 1,944 |
| 2016 | 214 | - | - | - | - | - | - | - | - | - | - | - | 214 | 67.2% | ▲ | 214 |

| | | Jan | Feb | Mar | Apr | May | Jun | Jul | Aug | Sep | Oct | Nov | Dec | Thru Jan | % Change | Trending | Total |
|--|------|-----|-----|-----|-----|-----|-----|-----|-----|-----|-----|-----|-----|----------|----------|----------|-------|
| Administrative Law | 2015 | - | 1 | - | - | - | - | 1 | 1 | - | - | - | 1 | 0 | | | 4 |
| Contested Divorce | 2015 | 5 | 4 | 1 | 2 | 5 | 1 | 5 | 6 | 3 | 2 | - | 3 | 5 | 0.0% | ↔ | 37 |
| | 2016 | 3 | - | - | - | - | - | - | - | - | - | - | - | 3 | -40.0% | ▼ | 3 |
| Domestic and Family - Level 1 | 2015 | 2 | 6 | 14 | 3 | 2 | 3 | 10 | 9 | 4 | 2 | - | - | 2 | | | 55 |
| | 2016 | 6 | - | - | - | - | - | - | - | - | - | - | - | 6 | 200.0% | ▲ | 6 |
| Domestic and Family - Level 2 | 2015 | - | - | 1 | - | 1 | - | - | 1 | - | - | - | 2 | 0 | | | 5 |
| General Civil - Level 1 | 2015 | 1 | - | - | - | 1 | - | - | - | - | - | - | - | 1 | 0.0% | ↔ | 2 |
| | 2016 | 1 | - | - | - | - | - | - | - | - | - | - | - | 1 | 0.0% | ↔ | 1 |
| General Civil - Level 2 | 2015 | 8 | 1 | 6 | 4 | 3 | 11 | 1 | 3 | 2 | 1 | 3 | 1 | 8 | | | 44 |
| | 2016 | 7 | - | - | - | - | - | - | - | - | - | - | - | 7 | -12.5% | ▼ | 7 |
| General Civil - Level 3 | 2015 | 1 | 3 | 3 | 4 | 3 | 3 | 2 | 1 | 3 | 3 | 2 | 2 | 1 | | | 30 |
| | 2016 | 1 | - | - | - | - | - | - | - | - | - | - | - | 1 | 0.0% | ↔ | 1 |
| Miscellaneous | 2015 | 57 | 57 | 78 | 55 | 38 | 57 | 61 | 79 | 70 | 87 | 59 | 163 | 57 | | | 861 |
| | 2016 | 121 | - | - | - | - | - | - | - | - | - | - | - | 121 | 112.3% | ▲ | 121 |
| Misdemeanor | 2015 | 17 | 12 | 24 | 9 | 13 | 32 | 8 | 32 | 9 | 9 | 7 | 17 | 17 | | | 189 |
| | 2016 | 11 | - | - | - | - | - | - | - | - | - | - | - | 11 | -35.3% | ▼ | 11 |
| Non-Capital Felonies and Related Matters | 2015 | 24 | 21 | 90 | 33 | 24 | 143 | 61 | 53 | 17 | 41 | 18 | 60 | 24 | | | 585 |
| | 2016 | 51 | - | - | - | - | - | - | - | - | - | - | - | 51 | 112.5% | ▲ | 51 |
| Other Criminally Related Matters | 2015 | 5 | 11 | 4 | 5 | 6 | 1 | 2 | 4 | 1 | 7 | 3 | 3 | 5 | | | 52 |
| | 2016 | 7 | - | - | - | - | - | - | - | - | - | - | - | 7 | 40.0% | ▲ | 7 |
| Probates/Wills and Trusts - Le | 2015 | 1 | - | 1 | - | - | - | - | 1 | - | - | - | - | 1 | | | 3 |
| Probates/Wills and Trusts - Le | 2015 | - | 2 | - | 1 | - | 1 | - | - | - | 2 | 1 | - | 0 | | | 7 |
| Uncontested Divorce | 2015 | 7 | 4 | 6 | 6 | 10 | 5 | 3 | 5 | 6 | 9 | 5 | 4 | 7 | 0.0% | ↔ | 70 |
| | 2016 | 6 | - | - | - | - | - | - | - | - | - | - | - | 6 | -14.3% | ▼ | 6 |

Court: Craig Circuit

Start/End Date: Jan-15 / Jan-16

2015 Average Month: 29

Jan-Jan 2015: 23

Filings Trending: ▲

Circuit/Court ID: 25

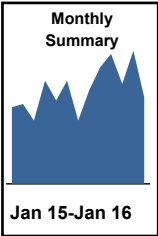
225045

Type of Case: Filings

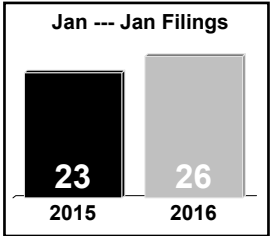
2016 Average Month:26

Jan-Jan 2016 : 26

Overall AVG. Month: 28



| Totals | | |
|----------|------|------|
| | 2015 | 2016 |
| Civil | 57 | 2 |
| Criminal | 64 | 4 |
| Other | 223 | 20 |
| Total | 344 | 26 |



| Jan --- Jan Filings | | | | |
|---------------------|------|------|----------|----------|
| | 2015 | 2016 | % Change | Trending |
| Civil | 5 | 2 | -60.0% | ▼ |
| Criminal | 3 | 4 | 33.3% | ▲ |
| Other | 15 | 20 | 33.3% | ▲ |
| Total | 23 | 26 | 13.0% | ▲ |

| | <u>Jan</u> | Feb | Mar | Apr | May | Jun | Jul | Aug | Sep | Oct | Nov | Dec | Thru Jan | % Change | Trending | <u>Total</u> |
|------|------------|-----|-----|-----|-----|-----|-----|-----|-----|-----|-----|-----|----------|----------|----------|--------------|
| 2015 | 23 | 24 | 19 | 31 | 25 | 31 | 19 | 28 | 35 | 39 | 30 | 40 | 23 | | | 344 |
| 2016 | 26 | - | - | - | - | - | - | - | - | - | - | - | 26 | 13.0% | ▲ | 26 |

| | | <u>Jan</u> | Feb | Mar | Apr | May | Jun | Jul | Aug | Sep | Oct | Nov | Dec | Thru Jan | % Change | Trending | <u>Total</u> |
|--|------|------------|-----|-----|-----|-----|-----|-----|-----|-----|-----|-----|-----|----------|----------|----------|--------------|
| Contested Divorce | 2015 | - | 1 | - | 2 | - | 1 | - | - | 2 | 1 | - | 1 | 0 | | | 8 |
| Domestic and Family - Level 1 | 2015 | - | - | - | 2 | - | 4 | 1 | 3 | - | - | 1 | - | 0 | 0.0% | ↔ | 11 |
| General Civil - Level 1 | 2015 | - | - | - | - | - | - | - | - | - | 1 | - | - | 0 | 0.0% | ↔ | 1 |
| General Civil - Level 2 | 2015 | - | - | 1 | - | - | 1 | 1 | - | 1 | 1 | - | 1 | 0 | 0.0% | ↔ | 6 |
| | 2016 | 1 | - | - | - | - | - | - | - | - | - | - | - | 1 | 0.0% | ↔ | 1 |
| General Civil - Level 3 | 2015 | - | - | - | - | - | - | 1 | 1 | - | - | - | - | 0 | | | 2 |
| Miscellaneous | 2015 | 19 | 13 | 16 | 15 | 20 | 18 | 14 | 20 | 28 | 23 | 20 | 35 | 19 | 0.0% | ↔ | 241 |
| | 2016 | 20 | - | - | - | - | - | - | - | - | - | - | - | 20 | 5.3% | ▲ | 20 |
| Misdemeanor | 2015 | 1 | 2 | - | 7 | 1 | 3 | 1 | - | 2 | 4 | 1 | 1 | 1 | | | 23 |
| Non-Capital Felonies and Related Matters | 2015 | 2 | 8 | 1 | 4 | 2 | 2 | 1 | 2 | 2 | 8 | 8 | - | 2 | | | 40 |
| | 2016 | 4 | - | - | - | - | - | - | - | - | - | - | - | 4 | 100.0% | ▲ | 4 |
| Other Criminally Related Matte | 2015 | - | - | - | - | - | 1 | - | - | - | - | - | - | 0 | | | 1 |
| Probates/Wills and Trusts - Le | 2015 | - | - | - | - | - | - | - | - | - | - | - | 1 | 0 | 0.0% | ↔ | 1 |
| Uncontested Divorce | 2015 | 1 | - | 1 | 1 | 2 | 1 | - | 2 | - | 1 | - | 1 | 1 | 0.0% | ↔ | 10 |
| | 2016 | 1 | - | - | - | - | - | - | - | - | - | - | - | 1 | 0.0% | ↔ | 1 |

Court: Highland Circuit

Start/End Date: Jan-15 / Jan-16

2015 Average Month: 12

Jan-Jan 2015: 14

Filings Trending: ▼

Circuit/Court ID: 25

225091


Type of Case: Filings

2016 Average Month:12

Jan-Jan 2016 : 12

Overall AVG. Month: 12

Monthly Summary



Jan 15-Jan 16

Totals

| | 2015 | 2016 |
|----------|------|------|
| Civil | 40 | 2 |
| Criminal | 19 | 0 |
| Other | 89 | 10 |
| Total | 148 | 12 |

Jan --- Jan Filings

14

2015

12

2016

Jan --- Jan Filings

| | 2015 | 2016 | % Change | Trending |
|----------|------|------|----------|----------|
| Civil | 5 | 2 | -60.0% | ▼ |
| Criminal | 2 | - | -100.0% | ▼ |
| Other | 7 | 10 | 42.9% | ▲ |
| Total | 14 | 12 | -14.3% | ▼ |

| | <u>Jan</u> | Feb | Mar | Apr | May | Jun | Jul | Aug | Sep | Oct | Nov | Dec | Thru Jan | % Change | Trending | <u>Total</u> |
|------|------------|-----|-----|-----|-----|-----|-----|-----|-----|-----|-----|-----|----------|----------|----------|--------------|
| 2015 | 14 | 13 | 8 | 16 | 3 | 15 | 19 | 8 | 10 | 7 | 10 | 25 | 14 | | | 148 |
| 2016 | 12 | - | - | - | - | - | - | - | - | - | - | - | 12 | -14.3% | ▼ | 12 |

| | <u>Jan</u> | Feb | Mar | Apr | May | Jun | Jul | Aug | Sep | Oct | Nov | Dec | Thru Jan | % Change | Trending | <u>Total</u> |
|--------------------------------|------------|-----|-----|-----|-----|-----|-----|-----|-----|-----|-----|-----|----------|----------|----------|--------------|
| Contested Divorce | 2015 | - | - | - | 1 | 1 | - | 1 | - | 1 | - | - | 0 | | | 4 |
| Domestic and Family - Level 2 | 2015 | - | - | - | 1 | - | - | - | - | - | - | - | 0 | 0.0% | ↔ | 1 |
| General Civil - Level 1 | 2015 | - | - | 1 | - | - | - | - | - | - | - | - | 0 | 0.0% | ↔ | 1 |
| General Civil - Level 2 | 2015 | 2 | - | - | - | 1 | 7 | - | - | - | - | 1 | 2 | 0.0% | ↔ | 11 |
| General Civil - Level 3 | 2015 | - | - | - | - | 1 | - | - | - | - | - | 1 | 0 | | | 2 |
| Miscellaneous | 2015 | 8 | 13 | 7 | 7 | 2 | 11 | 10 | 8 | 8 | 6 | 9 | 8 | 0.0% | ↔ | 105 |
| | 2016 | 12 | - | - | - | - | - | - | - | - | - | - | 12 | 50.0% | ▲ | 12 |
| Misdemeanor | 2015 | - | - | - | 4 | - | - | 1 | - | - | - | 1 | 0 | | | 7 |
| Non-Capital Felonies and Rela | 2015 | 2 | - | - | 2 | - | 2 | - | - | 1 | - | 4 | 2 | 0.0% | ↔ | 11 |
| Other Criminally Related Matte | 2015 | - | - | - | 1 | - | - | - | - | - | - | - | 0 | | | 1 |
| Uncontested Divorce | 2015 | 2 | - | - | - | - | - | - | - | 1 | - | - | 2 | 0.0% | ↔ | 5 |

Court: Rockbridge Circuit

Start/End Date: Jan-15 / Jan-16

2015 Average Month: 162

Jan-Jan 2015: 102

Filings Trending: ▲

Circuit/Court ID: 25

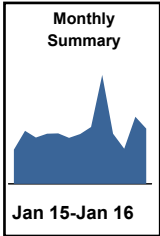
225163

Type of Case: Filings

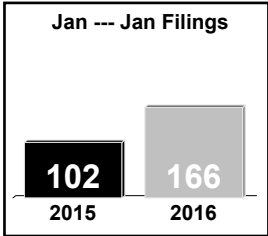
2016 Average Month:166

Jan-Jan 2016 : 166

Overall AVG. Month: 162



| Totals | | |
|----------|-------|------|
| | 2015 | 2016 |
| Civil | 344 | 27 |
| Criminal | 1,035 | 69 |
| Other | 563 | 70 |
| Total | 1,942 | 166 |



| Jan --- Jan Filings | | | | |
|---------------------|------|------|----------|----------|
| | 2015 | 2016 | % Change | Trending |
| Civil | 26 | 27 | 3.8% | ▲ |
| Criminal | 34 | 69 | 102.9% | ▲ |
| Other | 42 | 70 | 66.7% | ▲ |
| Total | 102 | 166 | 62.7% | ▲ |

| | Jan | Feb | Mar | Apr | May | Jun | Jul | Aug | Sep | Oct | Nov | Dec | Thru Jan | % Change | Trending | Total |
|------|-----|-----|-----|-----|-----|-----|-----|-----|-----|-----|-----|-----|----------|----------|----------|-------|
| 2015 | 102 | 159 | 139 | 150 | 151 | 138 | 149 | 171 | 327 | 150 | 105 | 201 | 102 | | | 1,942 |
| 2016 | 166 | - | - | - | - | - | - | - | - | - | - | - | 166 | 62.7% | ▲ | 166 |

| | | Jan | Feb | Mar | Apr | May | Jun | Jul | Aug | Sep | Oct | Nov | Dec | Thru Jan | % Change | Trending | Total |
|--|------|-----|-----|-----|-----|-----|-----|-----|-----|-----|-----|-----|-----|----------|----------|----------|-------|
| Administrative Law | 2015 | - | - | - | - | 1 | - | - | - | - | - | - | - | 0 | | | 1 |
| Contested Divorce | 2015 | 3 | 2 | 3 | 3 | - | 4 | - | 1 | 6 | 4 | 2 | - | 3 | 0.0% | ↔ | 28 |
| | 2016 | 2 | - | - | - | - | - | - | - | - | - | - | - | 2 | -33.3% | ▼ | 2 |
| Domestic and Family - Level 1 | 2015 | 2 | - | 3 | - | 3 | 5 | 2 | 6 | 2 | 1 | 2 | 3 | 2 | | | 29 |
| Domestic and Family - Level 2 | 2015 | - | - | 1 | 3 | - | 1 | 1 | 1 | - | - | 2 | - | 0 | | | 9 |
| General Civil - Level 1 | 2015 | - | - | - | - | 1 | - | 1 | 1 | - | - | - | - | 0 | 0.0% | ↔ | 3 |
| General Civil - Level 2 | 2015 | 4 | 6 | 6 | 3 | 3 | 4 | 4 | 3 | 2 | 10 | 3 | 2 | 4 | 0.0% | ↔ | 50 |
| | 2016 | 5 | - | - | - | - | - | - | - | - | - | - | - | 5 | 25.0% | ▲ | 5 |
| General Civil - Level 3 | 2015 | 2 | 1 | 1 | 4 | 4 | 3 | 3 | 1 | 3 | 3 | 5 | 4 | 2 | | | 34 |
| | 2016 | 5 | - | - | - | - | - | - | - | - | - | - | - | 5 | 150.0% | ▲ | 5 |
| Miscellaneous | 2015 | 49 | 51 | 55 | 56 | 31 | 33 | 55 | 65 | 63 | 44 | 45 | 114 | 49 | | | 661 |
| | 2016 | 78 | - | - | - | - | - | - | - | - | - | - | - | 78 | 59.2% | ▲ | 78 |
| Misdemeanor | 2015 | 13 | 28 | 19 | 30 | 21 | 25 | 17 | 25 | 19 | 17 | 15 | 24 | 13 | | | 253 |
| | 2016 | 11 | - | - | - | - | - | - | - | - | - | - | - | 11 | -15.4% | ▼ | 11 |
| Non-Capital Felonies and Related Matters | 2015 | 17 | 57 | 34 | 43 | 71 | 48 | 53 | 53 | 224 | 62 | 14 | 41 | 17 | | | 717 |
| | 2016 | 55 | - | - | - | - | - | - | - | - | - | - | - | 55 | 223.5% | ▲ | 55 |
| Other | 2015 | - | 1 | 2 | - | - | - | - | - | - | - | 1 | - | 0 | | | 4 |
| Other Criminally Related Matters | 2015 | 4 | 6 | 6 | 2 | 5 | 3 | 10 | 6 | 3 | 3 | 13 | 5 | 4 | 0.0% | ↔ | 66 |
| | 2016 | 3 | - | - | - | - | - | - | - | - | - | - | - | 3 | -25.0% | ▼ | 3 |
| Probates/Wills and Trusts - Le | 2015 | 1 | 1 | - | - | 1 | 1 | 1 | 4 | 2 | 1 | - | 1 | 1 | | | 13 |
| Uncontested Divorce | 2015 | 7 | 6 | 9 | 6 | 10 | 11 | 2 | 5 | 3 | 5 | 3 | 7 | 7 | | | 74 |
| | 2016 | 7 | - | - | - | - | - | - | - | - | - | - | - | 7 | 0.0% | ↔ | 7 |

Court: Buena Vista Circuit

Start/End Date: Jan-15 / Jan-16

2015 Average Month: 36

Jan-Jan 2015: 40

Filings Trending: ▲

Circuit/Court ID: 25

225530


Type of Case: Filings

2016 Average Month:66

Jan-Jan 2016 : 66

Overall AVG. Month: 38

Monthly Summary

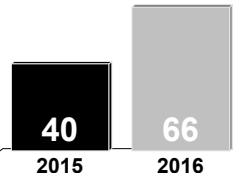


Jan 15-Jan 16

Totals

| | 2015 | 2016 |
|----------|------|------|
| Civil | 75 | 9 |
| Criminal | 253 | 43 |
| Other | 99 | 14 |
| Total | 427 | 66 |

Jan --- Jan Filings



Jan --- Jan Filings

| | 2015 | 2016 | % Change | Trending |
|----------|------|------|----------|----------|
| Civil | 5 | 9 | 80.0% | ▲ |
| Criminal | 32 | 43 | 34.4% | ▲ |
| Other | 3 | 14 | 366.7% | ▲ |
| Total | 40 | 66 | 65.0% | ▲ |

| | Jan | Feb | Mar | Apr | May | Jun | Jul | Aug | Sep | Oct | Nov | Dec | Thru Jan | % Change | Trending | Total |
|------|-----|-----|-----|-----|-----|-----|-----|-----|-----|-----|-----|-----|----------|----------|----------|-------|
| 2015 | 40 | 26 | 31 | 31 | 23 | 24 | 25 | 28 | 102 | 20 | 26 | 51 | 40 | | | 427 |
| 2016 | 66 | - | - | - | - | - | - | - | - | - | - | - | 66 | 65.0% | ▲ | 66 |

| | | Jan | Feb | Mar | Apr | May | Jun | Jul | Aug | Sep | Oct | Nov | Dec | Thru Jan | % Change | Trending | Total |
|--|------|-----|-----|-----|-----|-----|-----|-----|-----|-----|-----|-----|-----|----------|----------|----------|-------|
| Administrative Law | 2016 | 1 | - | - | - | - | - | - | - | - | - | - | - | 1 | | | 1 |
| Contested Divorce | 2015 | 1 | - | 2 | 2 | - | 1 | - | 1 | 1 | 1 | - | 1 | 1 | | | 10 |
| | 2016 | 2 | - | - | - | - | - | - | - | - | - | - | - | 2 | 100.0% | ▲ | 2 |
| Domestic and Family - Level 1 | 2015 | - | - | 1 | - | 1 | - | 2 | - | 2 | 1 | 2 | 1 | 0 | | | 10 |
| | 2016 | 1 | - | - | - | - | - | - | - | - | - | - | - | 1 | 0.0% | ↔ | 1 |
| Domestic and Family - Level 2 | 2015 | - | - | - | 1 | 1 | - | - | - | - | - | - | 1 | 0 | | | 3 |
| General Civil - Level 2 | 2015 | - | - | - | - | 1 | - | - | - | - | 1 | - | 2 | 0 | 0.0% | ↔ | 4 |
| General Civil - Level 3 | 2015 | - | 2 | - | - | - | 2 | - | - | - | - | - | 2 | 0 | 0.0% | ↔ | 6 |
| Miscellaneous | 2015 | 4 | 11 | 7 | 8 | 6 | 6 | 8 | 9 | 14 | 7 | 7 | 25 | 4 | 0.0% | ↔ | 112 |
| | 2016 | 17 | - | - | - | - | - | - | - | - | - | - | - | 17 | 325.0% | ▲ | 17 |
| Misdemeanor | 2015 | 1 | 5 | 3 | 10 | 8 | 1 | 4 | 7 | 1 | 1 | 2 | 6 | 1 | | | 49 |
| | 2016 | 3 | - | - | - | - | - | - | - | - | - | - | - | 3 | 200.0% | ▲ | 3 |
| Non-Capital Felonies and Related Matters | 2015 | 31 | 4 | 15 | 5 | 1 | 12 | 10 | 8 | 82 | 7 | 12 | 11 | 31 | | | 198 |
| | 2016 | 40 | - | - | - | - | - | - | - | - | - | - | - | 40 | 29.0% | ▲ | 40 |
| Other | 2015 | - | - | - | - | 1 | - | - | - | - | - | 1 | - | 0 | | | 2 |
| Other Criminally Related Matte | 2015 | - | - | - | 3 | 2 | - | - | - | - | - | 1 | - | 0 | 0.0% | ↔ | 6 |
| Probates/Wills and Trusts - Level 2 | 2015 | 1 | 1 | 3 | - | - | - | - | - | 1 | - | - | - | 1 | 0.0% | ↔ | 6 |
| | 2016 | 1 | - | - | - | - | - | - | - | - | - | - | - | 1 | 0.0% | ↔ | 1 |
| Uncontested Divorce | 2015 | 2 | 3 | - | 2 | 2 | 2 | 1 | 3 | 1 | 2 | 1 | 2 | 2 | | | 21 |
| | 2016 | 1 | - | - | - | - | - | - | - | - | - | - | - | 1 | -50.0% | ▼ | 1 |

Court: Staunton Circuit

Start/End Date: Jan-15 / Jan-16

2015 Average Month: 139

Jan-Jan 2015: 149

Filings Trending: ▲

Circuit/Court ID: 25

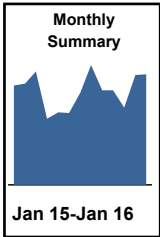
225790

Type of Case: Filings

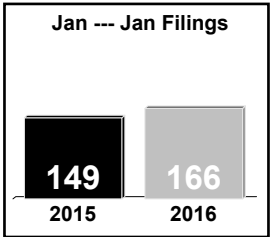
2016 Average Month:166

Jan-Jan 2016 : 166

Overall AVG. Month: 141



| Totals | | |
|----------|-------|------|
| | 2015 | 2016 |
| Civil | 351 | 12 |
| Criminal | 967 | 105 |
| Other | 352 | 49 |
| Total | 1,670 | 166 |



| Jan --- Jan Filings | | | | |
|---------------------|------|------|----------|----------|
| | 2015 | 2016 | % Change | Trending |
| Civil | 29 | 12 | -58.6% | ▼ |
| Criminal | 90 | 105 | 16.7% | ▲ |
| Other | 30 | 49 | 63.3% | ▲ |
| Total | 149 | 166 | 11.4% | ▲ |

| | Jan | Feb | Mar | Apr | May | Jun | Jul | Aug | Sep | Oct | Nov | Dec | Thru Jan | % Change | Trending | Total |
|------|-----|-----|-----|-----|-----|-----|-----|-----|-----|-----|-----|-----|----------|----------|----------|-------|
| 2015 | 149 | 152 | 170 | 99 | 109 | 108 | 138 | 180 | 142 | 142 | 116 | 165 | 149 | | | 1,670 |
| 2016 | 166 | - | - | - | - | - | - | - | - | - | - | - | 166 | 11.4% | ▲ | 166 |

| | | Jan | Feb | Mar | Apr | May | Jun | Jul | Aug | Sep | Oct | Nov | Dec | Thru Jan | % Change | Trending | Total |
|--|------|-----|-----|-----|-----|-----|-----|-----|-----|-----|-----|-----|-----|----------|----------|----------|-------|
| Administrative Law | 2015 | - | - | - | 1 | - | - | - | - | 1 | - | - | - | 0 | | | 2 |
| Contested Divorce | 2015 | 2 | 4 | 1 | 1 | 1 | 2 | 4 | 2 | 2 | 1 | 2 | 1 | 2 | 0.0% | ↔ | 23 |
| Domestic and Family - Level 1 | 2015 | - | 1 | 15 | 1 | - | 5 | 2 | 1 | 2 | 6 | 1 | 1 | 0 | | | 35 |
| Domestic and Family - Level 2 | 2015 | 8 | 12 | 6 | 5 | 1 | 10 | 12 | 7 | 8 | 4 | 5 | 5 | 8 | 0.0% | ↔ | 83 |
| | 2016 | 3 | - | - | - | - | - | - | - | - | - | - | - | 3 | -62.5% | ▼ | 3 |
| General Civil - Level 1 | 2015 | - | 1 | 1 | - | 1 | - | - | - | - | 1 | - | - | 0 | | | 4 |
| | 2016 | 1 | - | - | - | - | - | - | - | - | - | - | - | 1 | 0.0% | ↔ | 1 |
| General Civil - Level 2 | 2015 | 2 | - | 2 | 3 | 1 | 3 | 1 | 1 | 1 | 5 | 1 | 3 | 2 | | | 23 |
| | 2016 | 1 | - | - | - | - | - | - | - | - | - | - | - | 1 | -50.0% | ▼ | 1 |
| General Civil - Level 3 | 2015 | 3 | - | 4 | 2 | 2 | 3 | 1 | 1 | - | 2 | - | 2 | 3 | | | 20 |
| | 2016 | 1 | - | - | - | - | - | - | - | - | - | - | - | 1 | -66.7% | ▼ | 1 |
| Miscellaneous | 2015 | 35 | 36 | 33 | 26 | 23 | 18 | 34 | 28 | 43 | 22 | 27 | 63 | 35 | | | 388 |
| | 2016 | 43 | - | - | - | - | - | - | - | - | - | - | - | 43 | 22.9% | ▲ | 43 |
| Misdemeanor | 2015 | 10 | 12 | 16 | 10 | 5 | 2 | 11 | 9 | 14 | 12 | 12 | 14 | 10 | | | 127 |
| | 2016 | 13 | - | - | - | - | - | - | - | - | - | - | - | 13 | 30.0% | ▲ | 13 |
| Non-Capital Felonies and Related Matters | 2015 | 80 | 72 | 74 | 39 | 54 | 45 | 56 | 122 | 55 | 79 | 47 | 70 | 80 | | | 793 |
| | 2016 | 92 | - | - | - | - | - | - | - | - | - | - | - | 92 | 15.0% | ▲ | 92 |
| Other | 2015 | 4 | 7 | 3 | 7 | 2 | 3 | 11 | 6 | 5 | 7 | 4 | 2 | 4 | | | 61 |
| | 2016 | 10 | - | - | - | - | - | - | - | - | - | - | - | 10 | 150.0% | ▲ | 10 |
| Other Criminally Related Matte | 2015 | - | 3 | 9 | 1 | 9 | 5 | 2 | 1 | 6 | - | 11 | - | 0 | | | 47 |
| Probates/Wills and Trusts - Level 2 | 2015 | 1 | - | - | - | 1 | 2 | 2 | - | 1 | - | 1 | - | 1 | 0.0% | ↔ | 8 |
| | 2016 | 1 | - | - | - | - | - | - | - | - | - | - | - | 1 | 0.0% | ↔ | 1 |
| Protective Orders | 2015 | - | - | - | - | - | - | - | - | 1 | - | 1 | - | 0 | | | 2 |
| Uncontested Divorce | 2015 | 4 | 4 | 6 | 3 | 9 | 10 | 2 | 2 | 3 | 3 | 4 | 4 | 4 | 0.0% | ↔ | 54 |
| | 2016 | 1 | - | - | - | - | - | - | - | - | - | - | - | 1 | -75.0% | ▼ | 1 |

Court: Waynesboro Circuit

Start/End Date: Jan-15 / Jan-16

2015 Average Month: 150

Jan-Jan 2015: 193

Filings Trending: ▼

Circuit/Court ID: 25

225820


Type of Case: Filings

2016 Average Month:143

Jan-Jan 2016 : 143

Overall AVG. Month: 149

Monthly Summary

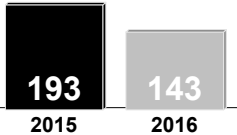


Jan 15-Jan 16

Totals

| | 2015 | 2016 |
|----------|-------|------|
| Civil | 560 | 51 |
| Criminal | 613 | 49 |
| Other | 625 | 43 |
| Total | 1,798 | 143 |

Jan --- Jan Filings



193 2015 143 2016

Jan --- Jan Filings

| | 2015 | 2016 | % Change | Trending |
|----------|------|------|----------|----------|
| Civil | 49 | 51 | 4.1% | ▲ |
| Criminal | 76 | 49 | -35.5% | ▼ |
| Other | 68 | 43 | -36.8% | ▼ |
| Total | 193 | 143 | -25.9% | ▼ |

| | Jan | Feb | Mar | Apr | May | Jun | Jul | Aug | Sep | Oct | Nov | Dec | Thru Jan | % Change | Trending | Total |
|------|-----|-----|-----|-----|-----|-----|-----|-----|-----|-----|-----|-----|----------|----------|----------|-------|
| 2015 | 193 | 141 | 159 | 167 | 148 | 107 | 152 | 161 | 147 | 124 | 136 | 163 | 193 | | | 1,798 |
| 2016 | 143 | - | - | - | - | - | - | - | - | - | - | - | 143 | -25.9% | ▼ | 143 |

| | | Jan | Feb | Mar | Apr | May | Jun | Jul | Aug | Sep | Oct | Nov | Dec | Thru Jan | % Change | Trending | Total |
|--|------|-----|-----|-----|-----|-----|-----|-----|-----|-----|-----|-----|-----|----------|----------|----------|-------|
| Administrative Law | 2016 | 1 | - | - | - | - | - | - | - | - | - | - | - | 1 | | | 1 |
| Contested Divorce | 2015 | 10 | 10 | 12 | 7 | 4 | 6 | 11 | 8 | 9 | 9 | 4 | 8 | 10 | | | 98 |
| | 2016 | 8 | - | - | - | - | - | - | - | - | - | - | - | 8 | -20.0% | ▼ | 8 |
| Domestic and Family - Level 1 | 2015 | 3 | 3 | 5 | 2 | 7 | 1 | 6 | 6 | - | 1 | 15 | - | 3 | | | 49 |
| | 2016 | 4 | - | - | - | - | - | - | - | - | - | - | - | 4 | 33.3% | ▲ | 4 |
| Domestic and Family - Level 2 | 2015 | - | - | 1 | 2 | 1 | 2 | 2 | 1 | - | - | - | - | 0 | | | 9 |
| | 2016 | 2 | - | - | - | - | - | - | - | - | - | - | - | 2 | 0.0% | ↔ | 2 |
| General Civil - Level 1 | 2015 | - | - | - | - | - | - | 1 | - | - | - | - | - | 0 | | | 1 |
| | 2016 | 1 | - | - | - | - | - | - | - | - | - | - | - | 1 | 0.0% | ↔ | 1 |
| General Civil - Level 2 | 2015 | 2 | 4 | 5 | 1 | 2 | 1 | - | 2 | 1 | 2 | 3 | - | 2 | | | 23 |
| | 2016 | 1 | - | - | - | - | - | - | - | - | - | - | - | 1 | -50.0% | ▼ | 1 |
| General Civil - Level 3 | 2015 | 1 | - | - | 2 | - | 3 | - | 8 | 1 | 4 | 2 | 5 | 1 | | | 26 |
| Miscellaneous | 2015 | 36 | 25 | 23 | 25 | 27 | 28 | 28 | 23 | 38 | 24 | 24 | 57 | 36 | | | 358 |
| | 2016 | 36 | - | - | - | - | - | - | - | - | - | - | - | 36 | 0.0% | ↔ | 36 |
| Misdemeanor | 2015 | 10 | 6 | 14 | 6 | 11 | 6 | 16 | 11 | 11 | 12 | 5 | 14 | 10 | | | 122 |
| | 2016 | 9 | - | - | - | - | - | - | - | - | - | - | - | 9 | -10.0% | ▼ | 9 |
| Non-Capital Felonies and Related Matters | 2015 | 66 | 18 | 18 | 69 | 56 | 13 | 37 | 49 | 29 | 28 | 42 | 35 | 66 | | | 460 |
| | 2016 | 41 | - | - | - | - | - | - | - | - | - | - | - | 41 | -37.9% | ▼ | 41 |
| Other | 2015 | 41 | 50 | 43 | 26 | 24 | 23 | 30 | 34 | 40 | 16 | 25 | 25 | 41 | | | 377 |
| | 2016 | 14 | - | - | - | - | - | - | - | - | - | - | - | 14 | -65.9% | ▼ | 14 |
| Other Criminally Related Matte | 2015 | - | - | 1 | 6 | 1 | 4 | 3 | 1 | 5 | 7 | 2 | 1 | 0 | | | 31 |
| Probates/Wills and Trusts - Le | 2015 | 1 | - | 1 | - | - | - | - | - | - | 1 | - | - | 1 | 0.0% | ↔ | 3 |
| Probates/Wills and Trusts - Le | 2015 | - | 1 | 1 | 1 | - | 1 | - | - | - | 1 | - | - | 0 | | | 5 |
| Uncontested Divorce | 2015 | 23 | 24 | 35 | 20 | 15 | 19 | 18 | 18 | 13 | 19 | 14 | 18 | 23 | 0.0% | ↔ | 236 |
| | 2016 | 26 | - | - | - | - | - | - | - | - | - | - | - | 26 | 13.0% | ▲ | 26 |

Court: Clarke Circuit

Start/End Date: Jan-15 / Jan-16

2015 Average Month: 52

Jan-Jan 2015: 29

Filings Trending: ▲

Circuit/Court ID: 26

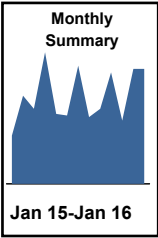
226043

Type of Case: Filings

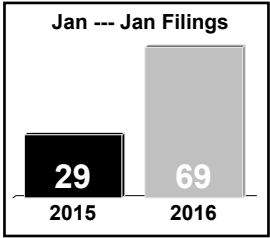
2016 Average Month:69

Jan-Jan 2016 : 69

Overall AVG. Month: 53



| Totals | | |
|----------|------|------|
| | 2015 | 2016 |
| Civil | 129 | 6 |
| Criminal | 232 | 36 |
| Other | 258 | 27 |
| Total | 619 | 69 |



| Jan --- Jan Filings | | | | |
|---------------------|------|------|----------|----------|
| | 2015 | 2016 | % Change | Trending |
| Civil | 7 | 6 | -14.3% | ▼ |
| Criminal | 8 | 36 | 350.0% | ▲ |
| Other | 14 | 27 | 92.9% | ▲ |
| Total | 29 | 69 | 137.9% | ▲ |

| | Jan | Feb | Mar | Apr | May | Jun | Jul | Aug | Sep | Oct | Nov | Dec | Thru Jan | % Change | Trending | Total |
|------|-----|-----|-----|-----|-----|-----|-----|-----|-----|-----|-----|-----|----------|----------|----------|-------|
| 2015 | 29 | 53 | 45 | 79 | 42 | 41 | 71 | 40 | 45 | 67 | 38 | 69 | 29 | | | 619 |
| 2016 | 69 | - | - | - | - | - | - | - | - | - | - | - | 69 | 137.9% | ▲ | 69 |

| | | Jan | Feb | Mar | Apr | May | Jun | Jul | Aug | Sep | Oct | Nov | Dec | Thru Jan | % Change | Trending | Total |
|--|------|-----|-----|-----|-----|-----|-----|-----|-----|-----|-----|-----|-----|----------|----------|----------|-------|
| Contested Divorce | 2015 | - | 3 | 3 | 1 | 4 | - | 1 | - | 1 | - | 2 | 1 | 0 | | | 16 |
| | 2016 | 1 | - | - | - | - | - | - | - | - | - | - | - | 1 | 0.0% | ↔ | 1 |
| Domestic and Family - Level 1 | 2015 | - | - | 1 | - | 1 | - | - | - | 1 | - | - | - | 0 | | | 3 |
| | 2016 | 1 | - | - | - | - | - | - | - | - | - | - | - | 1 | 0.0% | ↔ | 1 |
| Domestic and Family - Level 2 | 2015 | - | - | 1 | 1 | - | - | 1 | - | - | - | - | - | 0 | | | 3 |
| General Civil - Level 1 | 2015 | - | - | - | - | 1 | - | 1 | - | - | - | - | - | 0 | 0.0% | ↔ | 2 |
| General Civil - Level 2 | 2015 | 1 | 2 | 1 | 5 | 1 | - | - | 1 | 1 | 2 | 1 | - | 1 | 0.0% | ↔ | 15 |
| | 2016 | 1 | - | - | - | - | - | - | - | - | - | - | - | 1 | 0.0% | ↔ | 1 |
| General Civil - Level 3 | 2015 | - | - | - | 1 | 1 | - | 1 | - | 2 | 2 | 1 | - | 0 | | | 8 |
| | 2016 | 2 | - | - | - | - | - | - | - | - | - | - | - | 2 | 0.0% | ↔ | 2 |
| Miscellaneous | 2015 | 16 | 30 | 23 | 23 | 16 | 15 | 24 | 25 | 27 | 28 | 23 | 49 | 16 | | | 299 |
| | 2016 | 27 | - | - | - | - | - | - | - | - | - | - | - | 27 | 68.8% | ▲ | 27 |
| Misdemeanor | 2015 | 2 | 1 | 3 | 5 | 3 | 7 | 8 | 1 | 5 | 10 | 3 | 7 | 2 | | | 55 |
| | 2016 | 10 | - | - | - | - | - | - | - | - | - | - | - | 10 | 400.0% | ▲ | 10 |
| Non-Capital Felonies and Related Matters | 2015 | 6 | 10 | 8 | 40 | 10 | 13 | 30 | 6 | 7 | 23 | 4 | 10 | 6 | | | 167 |
| | 2016 | 24 | - | - | - | - | - | - | - | - | - | - | - | 24 | 300.0% | ▲ | 24 |
| Other | 2015 | - | 1 | - | - | - | - | - | - | - | - | - | - | 0 | | | 1 |
| Other Criminally Related Matters | 2015 | - | - | 1 | - | - | 2 | - | 4 | 1 | - | - | 2 | 0 | 0.0% | ↔ | 10 |
| | 2016 | 2 | - | - | - | - | - | - | - | - | - | - | - | 2 | 0.0% | ↔ | 2 |
| Probates/Wills and Trusts - Le | 2015 | - | 1 | - | 1 | - | - | - | - | - | - | - | - | 0 | | | 2 |
| Uncontested Divorce | 2015 | 4 | 5 | 4 | 2 | 5 | 4 | 5 | 3 | - | 2 | 4 | - | 4 | 0.0% | ↔ | 38 |
| | 2016 | 1 | - | - | - | - | - | - | - | - | - | - | - | 1 | -75.0% | ▼ | 1 |

Court: Frederick Circuit

Start/End Date: Jan-15 / Jan-16

2015 Average Month: 391

Jan-Jan 2015: 394

Filings Trending: ▼

Circuit/Court ID: 26

226069


Type of Case: Filings

2016 Average Month:381

Jan-Jan 2016 : 381

Overall AVG. Month: 390

Monthly Summary

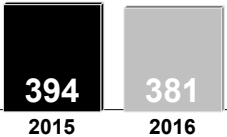


Jan 15-Jan 16

Totals

| | 2015 | 2016 |
|----------|-------|------|
| Civil | 895 | 53 |
| Criminal | 2,482 | 172 |
| Other | 1,318 | 156 |
| Total | 4,695 | 381 |

Jan --- Jan Filings



394 2015 381 2016

Jan --- Jan Filings

| | 2015 | 2016 | % Change | Trending |
|----------|------|------|----------|----------|
| Civil | 59 | 53 | -10.2% | ▼ |
| Criminal | 248 | 172 | -30.6% | ▼ |
| Other | 87 | 156 | 79.3% | ▲ |
| Total | 394 | 381 | -3.3% | ▼ |

| | Jan | Feb | Mar | Apr | May | Jun | Jul | Aug | Sep | Oct | Nov | Dec | Thru Jan | % Change | Trending | Total |
|------|-----|-----|-----|-----|-----|-----|-----|-----|-----|-----|-----|-----|----------|----------|----------|-------|
| 2015 | 394 | 317 | 399 | 496 | 326 | 477 | 420 | 291 | 344 | 467 | 292 | 472 | 394 | | | 4,695 |
| 2016 | 381 | - | - | - | - | - | - | - | - | - | - | - | 381 | -3.3% | ▼ | 381 |

| | | Jan | Feb | Mar | Apr | May | Jun | Jul | Aug | Sep | Oct | Nov | Dec | Thru Jan | % Change | Trending | Total |
|--|------|-----|-----|-----|-----|-----|-----|-----|-----|-----|-----|-----|-----|----------|----------|----------|-------|
| Administrative Law | 2015 | - | - | 1 | - | - | 1 | - | - | - | - | - | - | 0 | | | 2 |
| Contested Divorce | 2015 | 5 | 10 | 14 | 15 | 6 | 9 | 6 | 10 | 7 | 7 | 5 | 14 | 5 | 0.0% | ↔ | 108 |
| | 2016 | 9 | - | - | - | - | - | - | - | - | - | - | - | 9 | 80.0% | ▲ | 9 |
| Domestic and Family - Level 1 | 2015 | 2 | 4 | 7 | 7 | 6 | 6 | 2 | 3 | 5 | 7 | 9 | 2 | 2 | | | 60 |
| Domestic and Family - Level 2 | 2015 | 3 | 1 | 1 | - | 3 | 2 | 1 | 2 | 3 | 3 | 5 | 1 | 3 | | | 25 |
| | 2016 | 2 | - | - | - | - | - | - | - | - | - | - | - | 2 | -33.3% | ▼ | 2 |
| General Civil - Level 1 | 2015 | - | - | - | 1 | - | - | - | - | 1 | 1 | - | - | 0 | | | 3 |
| General Civil - Level 2 | 2015 | 7 | 5 | 7 | 11 | 10 | 7 | 8 | 6 | 11 | 5 | 5 | 7 | 7 | 0.0% | ↔ | 89 |
| | 2016 | 4 | - | - | - | - | - | - | - | - | - | - | - | 4 | -42.9% | ▼ | 4 |
| General Civil - Level 3 | 2015 | 4 | 5 | 5 | 7 | 3 | 8 | 2 | 4 | 3 | 5 | 2 | 2 | 4 | | | 50 |
| | 2016 | 1 | - | - | - | - | - | - | - | - | - | - | - | 1 | -75.0% | ▼ | 1 |
| Miscellaneous | 2015 | 110 | 113 | 123 | 151 | 110 | 98 | 141 | 100 | 118 | 123 | 137 | 248 | 110 | | | 1,572 |
| | 2016 | 177 | - | - | - | - | - | - | - | - | - | - | - | 177 | 60.9% | ▲ | 177 |
| Misdemeanor | 2015 | 42 | 53 | 53 | 40 | 23 | 127 | 55 | 43 | 35 | 62 | 18 | 18 | 42 | | | 569 |
| | 2016 | 30 | - | - | - | - | - | - | - | - | - | - | - | 30 | -28.6% | ▼ | 30 |
| Non-Capital Felonies and Related Matters | 2015 | 201 | 97 | 153 | 233 | 138 | 182 | 179 | 82 | 134 | 224 | 77 | 153 | 201 | | | 1,853 |
| | 2016 | 138 | - | - | - | - | - | - | - | - | - | - | - | 138 | -31.3% | ▼ | 138 |
| Other | 2015 | - | 1 | - | - | - | - | 1 | 1 | - | - | - | - | 0 | | | 3 |
| Other Criminally Related Matters | 2015 | 5 | 4 | 1 | 7 | 5 | 3 | 5 | 13 | 2 | 11 | 2 | 5 | 5 | 0.0% | ↔ | 63 |
| | 2016 | 4 | - | - | - | - | - | - | - | - | - | - | - | 4 | -20.0% | ▼ | 4 |
| Probates/Wills and Trusts - Le | 2015 | - | - | - | 1 | - | 1 | - | - | - | - | - | - | 0 | | | 2 |
| Probates/Wills and Trusts - Level 2 | 2015 | 2 | 1 | 2 | 4 | 4 | 3 | - | 2 | 2 | 2 | 1 | 2 | 2 | 0.0% | ↔ | 25 |
| | 2016 | 2 | - | - | - | - | - | - | - | - | - | - | - | 2 | 0.0% | ↔ | 2 |
| Uncontested Divorce | 2015 | 13 | 23 | 32 | 19 | 18 | 30 | 20 | 25 | 23 | 17 | 31 | 20 | 13 | | | 271 |
| | 2016 | 14 | - | - | - | - | - | - | - | - | - | - | - | 14 | 7.7% | ▲ | 14 |

Court: Page Circuit

Start/End Date: Jan-15 / Jan-16

2015 Average Month: 139

Jan-Jan 2015: 194

Filings Trending: ▲

Circuit/Court ID: 26

226139


Type of Case: Filings

2016 Average Month:243

Jan-Jan 2016 : 243

Overall AVG. Month: 147

Monthly Summary




Jan 15-Jan 16

Totals

| | 2015 | 2016 |
|----------|-------|------|
| Civil | 276 | 14 |
| Criminal | 991 | 162 |
| Other | 400 | 67 |
| Total | 1,667 | 243 |

Jan --- Jan Filings



20152016

Jan --- Jan Filings

| | 2015 | 2016 | % Change | Trending |
|----------|------|------|----------|----------|
| Civil | 19 | 14 | -26.3% | ▼ |
| Criminal | 142 | 162 | 14.1% | ▲ |
| Other | 33 | 67 | 103.0% | ▲ |
| Total | 194 | 243 | 25.3% | ▲ |

| | Jan | Feb | Mar | Apr | May | Jun | Jul | Aug | Sep | Oct | Nov | Dec | Thru Jan | % Change | Trending | Total |
|------|-----|-----|-----|-----|-----|-----|-----|-----|-----|-----|-----|-----|----------|----------|----------|-------|
| 2015 | 194 | 108 | 155 | 125 | 142 | 130 | 158 | 117 | 149 | 125 | 108 | 156 | 194 | | | 1,667 |
| 2016 | 243 | - | - | - | - | - | - | - | - | - | - | - | 243 | 25.3% | ▲ | 243 |

| | | Jan | Feb | Mar | Apr | May | Jun | Jul | Aug | Sep | Oct | Nov | Dec | Thru Jan | % Change | Trending | Total |
|--|------|-----|-----|-----|-----|-----|-----|-----|-----|-----|-----|-----|-----|----------|----------|----------|-------|
| Administrative Law | 2015 | - | - | - | - | - | - | - | - | - | - | 1 | 1 | 0 | | | 2 |
| Contested Divorce | 2015 | 1 | 2 | 5 | 5 | 3 | 1 | 2 | 4 | 1 | 2 | - | 5 | 1 | 0.0% | ↔ | 31 |
| | 2016 | 3 | - | - | - | - | - | - | - | - | - | - | - | 3 | 200.0% | ▲ | 3 |
| Domestic and Family - Level 1 | 2015 | 2 | 1 | 1 | 2 | - | - | - | 1 | 3 | 1 | - | 1 | 2 | | | 12 |
| | 2016 | 3 | - | - | - | - | - | - | - | - | - | - | - | 3 | 50.0% | ▲ | 3 |
| Domestic and Family - Level 2 | 2015 | 1 | 1 | - | 1 | - | 1 | - | - | - | 2 | 2 | 2 | 1 | | | 10 |
| General Civil - Level 2 | 2015 | 1 | 2 | 6 | 2 | 2 | 7 | 6 | 1 | 2 | 3 | - | 3 | 1 | | | 35 |
| | 2016 | 1 | - | - | - | - | - | - | - | - | - | - | - | 1 | 0.0% | ↔ | 1 |
| General Civil - Level 3 | 2015 | - | - | 1 | 3 | 2 | 1 | 5 | - | - | 1 | 2 | 1 | 0 | | | 16 |
| | 2016 | 1 | - | - | - | - | - | - | - | - | - | - | - | 1 | 0.0% | ↔ | 1 |
| Miscellaneous | 2015 | 42 | 40 | 41 | 22 | 32 | 33 | 40 | 23 | 43 | 44 | 33 | 82 | 42 | | | 475 |
| | 2016 | 71 | - | - | - | - | - | - | - | - | - | - | - | 71 | 69.0% | ▲ | 71 |
| Misdemeanor | 2015 | 33 | 13 | 15 | 7 | 26 | 23 | 27 | 26 | 11 | 17 | 20 | 11 | 33 | | | 229 |
| | 2016 | 28 | - | - | - | - | - | - | - | - | - | - | - | 28 | -15.2% | ▼ | 28 |
| Non-Capital Felonies and Related Matters | 2015 | 108 | 38 | 74 | 77 | 60 | 52 | 63 | 55 | 74 | 48 | 38 | 41 | 108 | | | 728 |
| | 2016 | 78 | - | - | - | - | - | - | - | - | - | - | - | 78 | -27.8% | ▼ | 78 |
| Other | 2015 | 1 | 1 | 4 | - | - | 1 | 2 | - | 1 | 1 | 1 | 1 | 1 | | | 13 |
| Other Criminally Related Matters | 2015 | 1 | - | 1 | 1 | 8 | 3 | 5 | 1 | 11 | - | 3 | 1 | 1 | | | 35 |
| | 2016 | 56 | - | - | - | - | - | - | - | - | - | - | - | 56 | 5,500.0% | ▲ | 56 |
| Probates/Wills and Trusts - Level 2 | 2015 | - | 2 | 1 | 1 | 1 | 1 | - | - | - | 1 | - | - | 0 | | | 7 |
| | 2016 | 1 | - | - | - | - | - | - | - | - | - | - | - | 1 | 0.0% | ↔ | 1 |
| Protective Orders | 2015 | 1 | - | - | - | - | - | - | - | - | - | - | - | 1 | | | 1 |
| Uncontested Divorce | 2015 | 3 | 8 | 6 | 4 | 8 | 7 | 8 | 6 | 3 | 5 | 8 | 7 | 3 | | | 73 |
| | 2016 | 1 | - | - | - | - | - | - | - | - | - | - | - | 1 | -66.7% | ▼ | 1 |

Court: Rockingham Circuit

Start/End Date: Jan-15 / Jan-16

2015 Average Month: 591

Jan-Jan 2015: 515

Filings Trending: ▲

Circuit/Court ID: 26

226165


Type of Case: Filings

2016 Average Month: 573

Jan-Jan 2016 : 573

Overall AVG. Month: 590

Monthly Summary

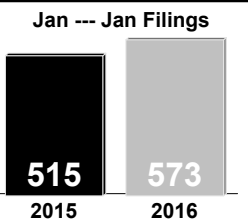


Jan 15-Jan 16

Totals

| | 2015 | 2016 |
|----------|-------|------|
| Civil | 1,625 | 119 |
| Criminal | 3,033 | 186 |
| Other | 2,436 | 268 |
| Total | 7,094 | 573 |

Jan --- Jan Filings



515 2015 573 2016

Jan --- Jan Filings

| | 2015 | 2016 | % Change | Trending |
|----------|------|------|----------|----------|
| Civil | 104 | 119 | 14.4% | ▲ |
| Criminal | 216 | 186 | -13.9% | ▼ |
| Other | 195 | 268 | 37.4% | ▲ |
| Total | 515 | 573 | 11.3% | ▲ |

| | Jan | Feb | Mar | Apr | May | Jun | Jul | Aug | Sep | Oct | Nov | Dec | Thru Jan | % Change | Trending | Total |
|------|-----|-----|-----|-----|-----|-----|-----|-----|-----|-----|-----|-----|----------|----------|----------|-------|
| 2015 | 515 | 588 | 584 | 557 | 647 | 621 | 538 | 531 | 470 | 571 | 523 | 949 | 515 | | | 7,094 |
| 2016 | 573 | - | - | - | - | - | - | - | - | - | - | - | 573 | 11.3% | ▲ | 573 |

| | | Jan | Feb | Mar | Apr | May | Jun | Jul | Aug | Sep | Oct | Nov | Dec | Thru Jan | % Change | Trending | Total |
|--|------|-----|-----|-----|-----|-----|-----|-----|-----|-----|-----|-----|-----|----------|----------|----------|-------|
| Administrative Law | 2015 | - | 1 | - | 1 | - | - | 3 | 1 | - | 1 | 1 | 1 | 0 | | | 9 |
| Capital Murder | 2015 | - | - | - | 4 | - | - | - | - | - | - | - | - | 0 | 0.0% | ↔ | 4 |
| Contested Divorce | 2015 | 12 | 10 | 18 | 9 | 22 | 11 | 14 | 16 | 12 | 14 | 18 | 9 | 12 | 0.0% | ↔ | 165 |
| | 2016 | 8 | - | - | - | - | - | - | - | - | - | - | - | 8 | -33.3% | ▼ | 8 |
| Domestic and Family - Level 1 | 2015 | 6 | 2 | 5 | 3 | 3 | 9 | 20 | 6 | 5 | 15 | 19 | 6 | 6 | | | 99 |
| | 2016 | 8 | - | - | - | - | - | - | - | - | - | - | - | 8 | 33.3% | ▲ | 8 |
| Domestic and Family - Level 2 | 2015 | 5 | 1 | 14 | 4 | 15 | 17 | 3 | 5 | 8 | 18 | 19 | 5 | 5 | | | 114 |
| | 2016 | 9 | - | - | - | - | - | - | - | - | - | - | - | 9 | 80.0% | ▲ | 9 |
| General Civil - Level 1 | 2015 | 2 | 2 | - | 1 | 2 | 1 | 1 | 1 | 2 | - | - | - | 2 | | | 12 |
| | 2016 | 1 | - | - | - | - | - | - | - | - | - | - | - | 1 | -50.0% | ▼ | 1 |
| General Civil - Level 2 | 2015 | 13 | 14 | 9 | 11 | 10 | 17 | 11 | 12 | 18 | 5 | 22 | 9 | 13 | | | 151 |
| | 2016 | 11 | - | - | - | - | - | - | - | - | - | - | - | 11 | -15.4% | ▼ | 11 |
| General Civil - Level 3 | 2015 | 3 | 3 | 10 | 7 | 7 | 7 | 1 | 4 | 7 | 1 | 11 | 5 | 3 | | | 66 |
| | 2016 | 6 | - | - | - | - | - | - | - | - | - | - | - | 6 | 100.0% | ▲ | 6 |
| Miscellaneous | 2015 | 147 | 198 | 164 | 156 | 152 | 135 | 148 | 131 | 166 | 176 | 141 | 415 | 147 | | | 2,129 |
| | 2016 | 246 | - | - | - | - | - | - | - | - | - | - | - | 246 | 67.3% | ▲ | 246 |
| Misdemeanor | 2015 | 43 | 43 | 56 | 41 | 64 | 74 | 37 | 47 | 35 | 35 | 39 | 51 | 43 | | | 565 |
| | 2016 | 26 | - | - | - | - | - | - | - | - | - | - | - | 26 | -39.5% | ▼ | 26 |
| Non-Capital Felonies and Related Matters | 2015 | 170 | 212 | 211 | 224 | 250 | 254 | 184 | 203 | 134 | 198 | 148 | 203 | 170 | | | 2,391 |
| | 2016 | 151 | - | - | - | - | - | - | - | - | - | - | - | 151 | -11.2% | ▼ | 151 |
| Other | 2015 | 77 | 67 | 55 | 67 | 51 | 66 | 71 | 65 | 56 | 74 | 77 | 219 | 77 | | | 945 |
| | 2016 | 68 | - | - | - | - | - | - | - | - | - | - | - | 68 | -11.7% | ▼ | 68 |
| Other Criminally Related Matters | 2015 | 3 | 7 | 8 | 6 | 10 | 7 | 3 | 6 | 3 | 8 | 6 | 9 | 3 | | | 76 |
| | 2016 | 9 | - | - | - | - | - | - | - | - | - | - | - | 9 | 200.0% | ▲ | 9 |
| Probates/Wills and Trusts - Le | 2015 | - | - | - | - | - | 1 | - | 1 | - | - | 1 | - | 0 | | | 3 |
| Probates/Wills and Trusts - Level 2 | 2015 | 8 | 1 | 1 | 4 | 2 | 1 | 1 | 3 | - | 5 | 2 | - | 8 | 0.0% | ↔ | 28 |
| | 2016 | 1 | - | - | - | - | - | - | - | - | - | - | - | 1 | -87.5% | ▼ | 1 |
| Protective Orders | 2015 | - | 1 | 3 | 1 | 5 | - | 1 | - | - | - | 2 | - | 0 | | | 13 |
| Uncontested Divorce | 2015 | 26 | 26 | 30 | 18 | 54 | 21 | 40 | 30 | 24 | 21 | 17 | 17 | 26 | 0.0% | ↔ | 324 |
| | 2016 | 29 | - | - | - | - | - | - | - | - | - | - | - | 29 | 11.5% | ▲ | 29 |

Court: Shenandoah Circuit

Start/End Date: Jan-15 / Jan-16

2015 Average Month: 265

Jan-Jan 2015: 260

Filings Trending: ▲

Circuit/Court ID: 26

226171


Type of Case: Filings

2016 Average Month:332

Jan-Jan 2016 : 332

Overall AVG. Month: 270

Monthly Summary



Jan 15-Jan 16

Totals

| | 2015 | 2016 |
|----------|-------|------|
| Civil | 425 | 33 |
| Criminal | 1,351 | 117 |
| Other | 1,402 | 182 |
| Total | 3,178 | 332 |

Jan --- Jan Filings

260

2015

332

2016

Jan --- Jan Filings

| | 2015 | 2016 | % Change | Trending |
|----------|------|------|----------|----------|
| Civil | 29 | 33 | 13.8% | ▲ |
| Criminal | 128 | 117 | -8.6% | ▼ |
| Other | 103 | 182 | 76.7% | ▲ |
| Total | 260 | 332 | 27.7% | ▲ |

| | Jan | Feb | Mar | Apr | May | Jun | Jul | Aug | Sep | Oct | Nov | Dec | Thru Jan | % Change | Trending | Total |
|------|-----|-----|-----|-----|-----|-----|-----|-----|-----|-----|-----|-----|----------|----------|----------|-------|
| 2015 | 260 | 303 | 265 | 302 | 141 | 259 | 208 | 263 | 243 | 323 | 164 | 447 | 260 | | | 3,178 |
| 2016 | 332 | - | - | - | - | - | - | - | - | - | - | - | 332 | 27.7% | ▲ | 332 |

| | | Jan | Feb | Mar | Apr | May | Jun | Jul | Aug | Sep | Oct | Nov | Dec | Thru Jan | % Change | Trending | Total |
|--|------|-----|-----|-----|-----|-----|-----|-----|-----|-----|-----|-----|-----|----------|----------|----------|-------|
| Administrative Law | 2015 | - | - | - | - | 1 | - | 1 | - | - | - | - | - | 0 | | | 2 |
| Contested Divorce | 2015 | - | - | 5 | 7 | 6 | 7 | 6 | 2 | 3 | 2 | 5 | 2 | 0 | 0.0% | ↔ | 45 |
| | 2016 | 3 | - | - | - | - | - | - | - | - | - | - | - | 3 | 0.0% | ↔ | 3 |
| Domestic and Family - Level 1 | 2015 | 6 | 3 | 2 | 9 | 2 | 4 | 3 | 12 | 8 | 2 | 4 | 1 | 6 | | | 56 |
| | 2016 | 6 | - | - | - | - | - | - | - | - | - | - | - | 6 | 0.0% | ↔ | 6 |
| Domestic and Family - Level 2 | 2015 | 2 | 2 | - | 2 | 1 | 4 | 1 | 1 | 1 | - | - | 1 | 2 | | | 15 |
| General Civil - Level 1 | 2015 | - | - | 1 | - | - | - | - | - | 2 | - | - | - | 0 | | | 3 |
| General Civil - Level 2 | 2015 | 1 | 4 | 3 | 2 | 3 | 4 | 2 | 2 | 5 | 1 | 3 | 3 | 1 | 0.0% | ↔ | 33 |
| | 2016 | 1 | - | - | - | - | - | - | - | - | - | - | - | 1 | 0.0% | ↔ | 1 |
| General Civil - Level 3 | 2015 | 2 | - | 3 | 2 | 2 | 1 | - | 2 | 3 | - | 2 | 1 | 2 | | | 18 |
| | 2016 | 3 | - | - | - | - | - | - | - | - | - | - | - | 3 | 50.0% | ▲ | 3 |
| Miscellaneous | 2015 | 73 | 54 | 85 | 66 | 52 | 75 | 64 | 84 | 76 | 71 | 93 | 142 | 73 | | | 935 |
| | 2016 | 116 | - | - | - | - | - | - | - | - | - | - | - | 116 | 58.9% | ▲ | 116 |
| Misdemeanor | 2015 | 17 | 45 | 35 | 16 | 8 | 17 | 15 | 19 | 24 | 122 | 9 | 38 | 17 | | | 365 |
| | 2016 | 27 | - | - | - | - | - | - | - | - | - | - | - | 27 | 58.8% | ▲ | 27 |
| Non-Capital Felonies and Related Matters | 2015 | 110 | 90 | 99 | 128 | 34 | 95 | 74 | 42 | 73 | 79 | 8 | 98 | 110 | | | 930 |
| | 2016 | 90 | - | - | - | - | - | - | - | - | - | - | - | 90 | -18.2% | ▼ | 90 |
| Other | 2015 | 38 | 91 | 22 | 53 | 27 | 42 | 33 | 70 | 39 | 29 | 23 | 148 | 38 | | | 615 |
| | 2016 | 77 | - | - | - | - | - | - | - | - | - | - | - | 77 | 102.6% | ▲ | 77 |
| Other Criminally Related Matte | 2015 | 1 | 8 | 1 | 5 | 2 | 5 | - | 19 | - | 10 | 2 | 3 | 1 | | | 56 |
| Probates/Wills and Trusts - Le | 2016 | 1 | - | - | - | - | - | - | - | - | - | - | - | 1 | | | 1 |
| Probates/Wills and Trusts - Level 2 | 2015 | - | 1 | - | 1 | - | - | 3 | - | - | - | - | 2 | 0 | | | 7 |
| | 2016 | 1 | - | - | - | - | - | - | - | - | - | - | - | 1 | 0.0% | ↔ | 1 |
| Uncontested Divorce | 2015 | 10 | 5 | 9 | 11 | 3 | 5 | 6 | 10 | 9 | 7 | 15 | 8 | 10 | | | 98 |
| | 2016 | 7 | - | - | - | - | - | - | - | - | - | - | - | 7 | -30.0% | ▼ | 7 |

Court: Warren Circuit

Start/End Date: Jan-15 / Jan-16

2015 Average Month: 264

Jan-Jan 2015: 232

Filings Trending: ▼

Circuit/Court ID: 26

226187


Type of Case: Filings

2016 Average Month:200

Jan-Jan 2016 : 200

Overall AVG. Month: 259

Monthly Summary



Jan 15-Jan 16

Totals

| | 2015 | 2016 |
|----------|-------|------|
| Civil | 676 | 42 |
| Criminal | 1,248 | 60 |
| Other | 1,242 | 98 |
| Total | 3,166 | 200 |

Jan --- Jan Filings

232

200

2015

2016

Jan --- Jan Filings

| | 2015 | 2016 | % Change | Trending |
|----------|------|------|----------|----------|
| Civil | 34 | 42 | 23.5% | ▲ |
| Criminal | 108 | 60 | -44.4% | ▼ |
| Other | 90 | 98 | 8.9% | ▲ |
| Total | 232 | 200 | -13.8% | ▼ |

| | Jan | Feb | Mar | Apr | May | Jun | Jul | Aug | Sep | Oct | Nov | Dec | Thru Jan | % Change | Trending | Total |
|------|-----|-----|-----|-----|-----|-----|-----|-----|-----|-----|-----|-----|----------|----------|----------|-------|
| 2015 | 232 | 268 | 224 | 358 | 221 | 198 | 251 | 214 | 255 | 248 | 245 | 452 | 232 | | | 3,166 |
| 2016 | 200 | - | - | - | - | - | - | - | - | - | - | - | 200 | -13.8% | ▼ | 200 |

| | | Jan | Feb | Mar | Apr | May | Jun | Jul | Aug | Sep | Oct | Nov | Dec | Thru Jan | % Change | Trending | Total |
|--|------|-----|-----|-----|-----|-----|-----|-----|-----|-----|-----|-----|-----|----------|----------|----------|-------|
| Administrative Law | 2015 | - | - | - | - | 1 | - | - | - | - | - | - | - | 0 | | | 1 |
| Contested Divorce | 2015 | 6 | 8 | 14 | 10 | 9 | 10 | 8 | 12 | 8 | 10 | 6 | 6 | 6 | 0.0% | ↔ | 107 |
| | 2016 | 8 | - | - | - | - | - | - | - | - | - | - | - | 8 | 33.3% | ▲ | 8 |
| Domestic and Family - Level 1 | 2015 | 1 | 1 | 6 | 5 | 11 | 11 | 4 | 9 | 18 | 12 | 4 | 2 | 1 | | | 84 |
| Domestic and Family - Level 2 | 2015 | - | - | 12 | 2 | 4 | 2 | 1 | 5 | - | 2 | 5 | 1 | 0 | | | 34 |
| General Civil - Level 1 | 2015 | - | - | - | - | - | - | - | 1 | - | - | - | - | 0 | 0.0% | ↔ | 1 |
| General Civil - Level 2 | 2015 | 1 | 6 | 6 | 8 | 8 | 4 | 4 | 2 | 3 | 5 | 3 | 6 | 1 | 0.0% | ↔ | 56 |
| | 2016 | 2 | - | - | - | - | - | - | - | - | - | - | - | 2 | 100.0% | ▲ | 2 |
| General Civil - Level 3 | 2015 | 1 | - | 2 | 3 | 3 | 3 | 1 | - | 1 | 1 | 1 | - | 1 | | | 16 |
| | 2016 | 1 | - | - | - | - | - | - | - | - | - | - | - | 1 | 0.0% | ↔ | 1 |
| Miscellaneous | 2015 | 77 | 66 | 73 | 60 | 53 | 55 | 74 | 64 | 54 | 72 | 88 | 162 | 77 | | | 898 |
| | 2016 | 111 | - | - | - | - | - | - | - | - | - | - | - | 111 | 44.2% | ▲ | 111 |
| Misdemeanor | 2015 | 15 | 11 | 14 | 29 | 18 | 14 | 22 | 27 | 20 | 16 | 15 | 22 | 15 | | | 223 |
| | 2016 | 16 | - | - | - | - | - | - | - | - | - | - | - | 16 | 6.7% | ▲ | 16 |
| Non-Capital Felonies and Related Matters | 2015 | 83 | 75 | 24 | 162 | 68 | 47 | 76 | 46 | 103 | 74 | 71 | 136 | 83 | | | 965 |
| | 2016 | 42 | - | - | - | - | - | - | - | - | - | - | - | 42 | -49.4% | ▼ | 42 |
| Other | 2015 | 25 | 72 | 42 | 46 | 28 | 32 | 34 | 16 | 29 | 43 | 26 | 99 | 25 | | | 492 |
| | 2016 | 4 | - | - | - | - | - | - | - | - | - | - | - | 4 | -84.0% | ▼ | 4 |
| Other Criminally Related Matters | 2015 | 10 | 5 | 13 | 4 | 1 | 4 | 6 | 5 | 4 | - | 7 | 1 | 10 | | | 60 |
| | 2016 | 2 | - | - | - | - | - | - | - | - | - | - | - | 2 | -80.0% | ▼ | 2 |
| Probates/Wills and Trusts - Le | 2015 | - | - | - | - | - | - | - | - | 1 | - | - | - | 0 | | | 1 |
| Probates/Wills and Trusts - Le | 2015 | 2 | - | - | 1 | - | - | 1 | - | - | - | - | - | 2 | 0.0% | ↔ | 4 |
| Protective Orders | 2015 | 1 | 4 | - | - | 1 | 1 | 2 | 1 | 1 | - | 1 | 1 | 1 | | | 13 |
| Uncontested Divorce | 2015 | 10 | 20 | 18 | 28 | 16 | 15 | 18 | 26 | 13 | 13 | 18 | 16 | 10 | | | 211 |
| | 2016 | 14 | - | - | - | - | - | - | - | - | - | - | - | 14 | 40.0% | ▲ | 14 |

Court: Winchester Circuit

Start/End Date: Jan-15 / Jan-16

2015 Average Month: 222

Jan-Jan 2015: 200

Filings Trending: ↔

Circuit/Court ID: 26

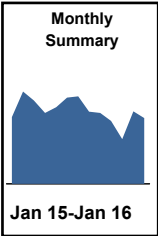
226840

Type of Case: Filings

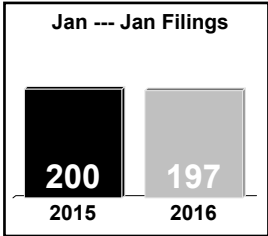
2016 Average Month:197

Jan-Jan 2016 : 197

Overall AVG. Month: 220



| Totals | | |
|----------|-------|------|
| | 2015 | 2016 |
| Civil | 466 | 21 |
| Criminal | 1,948 | 144 |
| Other | 249 | 32 |
| Total | 2,663 | 197 |



| Jan --- Jan Filings | | | | |
|---------------------|------|------|----------|----------|
| | 2015 | 2016 | % Change | Trending |
| Civil | 46 | 21 | -54.3% | ▼ |
| Criminal | 137 | 144 | 5.1% | ▲ |
| Other | 17 | 32 | 88.2% | ▲ |
| Total | 200 | 197 | -1.5% | ▼ |

| | Jan | Feb | Mar | Apr | May | Jun | Jul | Aug | Sep | Oct | Nov | Dec | Thru Jan | % Change | Trending | Total |
|------|-----|-----|-----|-----|-----|-----|-----|-----|-----|-----|-----|-----|----------|----------|----------|-------|
| 2015 | 200 | 277 | 250 | 213 | 230 | 259 | 263 | 217 | 213 | 189 | 134 | 218 | 200 | | | 2,663 |
| 2016 | 197 | - | - | - | - | - | - | - | - | - | - | - | 197 | -1.5% | ▼ | 197 |

| | | Jan | Feb | Mar | Apr | May | Jun | Jul | Aug | Sep | Oct | Nov | Dec | Thru Jan | % Change | Trending | Total |
|--|------|-----|-----|-----|-----|-----|-----|-----|-----|-----|-----|-----|-----|----------|----------|----------|-------|
| Administrative Law | 2015 | - | - | - | - | - | 1 | - | - | - | - | - | 1 | 0 | | | 2 |
| | 2016 | 1 | - | - | - | - | - | - | - | - | - | - | - | 1 | 0.0% | ↔ | 1 |
| Contested Divorce | 2015 | 4 | 5 | 5 | 5 | - | 6 | 2 | 4 | 6 | 3 | 2 | - | 4 | | | 42 |
| | 2016 | 1 | - | - | - | - | - | - | - | - | - | - | - | 1 | -75.0% | ▼ | 1 |
| Domestic and Family - Level 1 | 2015 | 4 | - | - | - | 5 | 13 | 4 | 4 | 3 | - | 6 | 2 | 4 | | | 41 |
| | 2016 | 1 | - | - | - | - | - | - | - | - | - | - | - | 1 | -75.0% | ▼ | 1 |
| Domestic and Family - Level 2 | 2015 | 3 | - | 2 | 3 | 1 | 3 | 4 | - | 5 | 3 | - | 1 | 3 | | | 25 |
| General Civil - Level 1 | 2015 | 1 | 1 | 1 | 1 | - | - | 1 | 1 | 1 | 1 | 2 | 2 | 1 | | | 12 |
| | 2016 | 3 | - | - | - | - | - | - | - | - | - | - | - | 3 | -40.0% | ▼ | 3 |
| General Civil - Level 2 | 2015 | 5 | - | 20 | 4 | 4 | 3 | 8 | 4 | 3 | 6 | 2 | 3 | 5 | | | 62 |
| | 2016 | 6 | 1 | 3 | 6 | 2 | 3 | 1 | - | 1 | 3 | 1 | 3 | 6 | | | 30 |
| General Civil - Level 3 | 2015 | 6 | 1 | 3 | 6 | 2 | 3 | 1 | - | 1 | 3 | 1 | 3 | 6 | | | 30 |
| | 2016 | 1 | - | - | - | - | - | - | - | - | - | - | - | 1 | -83.3% | ▼ | 1 |
| Miscellaneous | 2015 | 22 | 37 | 28 | 27 | 28 | 25 | 29 | 29 | 30 | 21 | 35 | 50 | 22 | | | 361 |
| | 2016 | 40 | - | - | - | - | - | - | - | - | - | - | - | 40 | 81.8% | ▲ | 40 |
| Misdemeanor | 2015 | 31 | 46 | 43 | 40 | 46 | 46 | 37 | 37 | 26 | 30 | 16 | 43 | 31 | | | 441 |
| | 2016 | 41 | - | - | - | - | - | - | - | - | - | - | - | 41 | 32.3% | ▲ | 41 |
| Non-Capital Felonies and Related Matters | 2015 | 100 | 172 | 135 | 112 | 127 | 137 | 160 | 120 | 123 | 113 | 59 | 108 | 100 | | | 1,466 |
| | 2016 | 102 | - | - | - | - | - | - | - | - | - | - | - | 102 | 2.0% | ▲ | 102 |
| Other | 2015 | 3 | 2 | 3 | 2 | 2 | 3 | 1 | - | 3 | 2 | 2 | - | 3 | | | 23 |
| | 2016 | 2 | - | - | - | - | - | - | - | - | - | - | - | 2 | -33.3% | ▼ | 2 |
| Other Criminally Related Matters | 2015 | 6 | 2 | 4 | 3 | 4 | 7 | 2 | 5 | 4 | - | 1 | 4 | 6 | | | 42 |
| | 2016 | 1 | - | - | - | - | - | - | - | - | - | - | - | 1 | -83.3% | ▼ | 1 |
| Probates/Wills and Trusts - Le | 2015 | - | 1 | - | - | - | - | - | - | - | - | - | - | 0 | | | 1 |
| Probates/Wills and Trusts - Le | 2015 | 1 | - | 1 | - | 1 | 2 | 2 | 3 | - | 2 | 1 | - | 1 | 0.0% | ↔ | 13 |
| Protective Orders | 2015 | - | - | - | - | - | - | - | - | 1 | - | - | - | 0 | | | 1 |
| Uncontested Divorce | 2015 | 14 | 10 | 5 | 10 | 10 | 10 | 12 | 10 | 7 | 5 | 7 | 1 | 14 | 0.0% | ↔ | 101 |
| | 2016 | 4 | - | - | - | - | - | - | - | - | - | - | - | 4 | -71.4% | ▼ | 4 |

Court: Bland Circuit

Start/End Date: Jan-15 / Jan-16

2015 Average Month: 29

Jan-Jan 2015: 20

Filings Trending: ▲

Circuit/Court ID: 27

227021


Type of Case: Filings

2016 Average Month:58

Jan-Jan 2016 : 58

Overall AVG. Month: 31

Monthly Summary

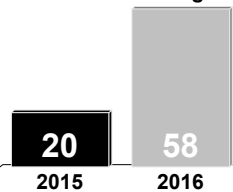


Jan 15-Jan 16

Totals

| | 2015 | 2016 |
|----------|------|------|
| Civil | 76 | 6 |
| Criminal | 54 | 10 |
| Other | 212 | 42 |
| Total | 342 | 58 |

Jan --- Jan Filings



Jan --- Jan Filings

| | 2015 | 2016 | % Change | Trending |
|----------|------|------|----------|----------|
| Civil | 6 | 6 | - | ↔ |
| Criminal | 2 | 10 | 400.0% | ▲ |
| Other | 12 | 42 | 250.0% | ▲ |
| Total | 20 | 58 | 190.0% | ▲ |

| | <u>Jan</u> | Feb | Mar | Apr | May | Jun | Jul | Aug | Sep | Oct | Nov | Dec | Thru Jan | % Change | Trending | <u>Total</u> |
|------|------------|-----|-----|-----|-----|-----|-----|-----|-----|-----|-----|-----|----------|----------|----------|--------------|
| 2015 | 20 | 32 | 29 | 24 | 28 | 19 | 23 | 26 | 30 | 38 | 26 | 47 | 20 | | | 342 |
| 2016 | 58 | - | - | - | - | - | - | - | - | - | - | - | 58 | 190.0% | ▲ | 58 |

| | | <u>Jan</u> | Feb | Mar | Apr | May | Jun | Jul | Aug | Sep | Oct | Nov | Dec | Thru Jan | % Change | Trending | <u>Total</u> |
|--|------|------------|-----|-----|-----|-----|-----|-----|-----|-----|-----|-----|-----|----------|----------|----------|--------------|
| Contested Divorce | 2015 | 2 | 1 | 1 | 2 | - | - | 1 | 2 | 1 | - | - | - | 2 | | | 10 |
| Domestic and Family - Level 1 | 2015 | - | - | - | 3 | - | 1 | - | 2 | - | - | 2 | 1 | 0 | | | 9 |
| | 2016 | 1 | - | - | - | - | - | - | - | - | - | - | - | 1 | 0.0% | ↔ | 1 |
| Domestic and Family - Level 2 | 2015 | - | - | 1 | - | 2 | - | - | - | 1 | - | - | - | 0 | | | 4 |
| General Civil - Level 2 | 2015 | - | 1 | - | 2 | - | - | - | - | - | - | - | - | 0 | 0.0% | ↔ | 3 |
| General Civil - Level 3 | 2015 | 1 | - | - | - | 1 | 1 | 1 | - | - | 1 | 1 | 1 | 1 | 0.0% | ↔ | 7 |
| | 2016 | 1 | - | - | - | - | - | - | - | - | - | - | - | 1 | 0.0% | ↔ | 1 |
| Miscellaneous | 2015 | 13 | 23 | 22 | 12 | 15 | 10 | 12 | 14 | 17 | 30 | 19 | 41 | 13 | | | 228 |
| | 2016 | 44 | - | - | - | - | - | - | - | - | - | - | - | 44 | 238.5% | ▲ | 44 |
| Misdemeanor | 2015 | - | 3 | - | 1 | - | - | 1 | 1 | - | 1 | 1 | - | 0 | | | 8 |
| Non-Capital Felonies and Related Matters | 2015 | 2 | 1 | 4 | 2 | 8 | 3 | 6 | 4 | 6 | 2 | - | 2 | 2 | 0.0% | ↔ | 40 |
| | 2016 | 10 | - | - | - | - | - | - | - | - | - | - | - | 10 | 400.0% | ▲ | 10 |
| Other | 2015 | - | - | - | - | - | 1 | - | - | - | - | - | - | 0 | | | 1 |
| Other Criminally Related Matte | 2015 | - | 1 | - | - | 1 | - | - | 2 | - | 1 | 1 | - | 0 | 0.0% | ↔ | 6 |
| Probates/Wills and Trusts - Le | 2015 | - | - | 1 | - | - | - | - | - | 1 | - | - | 1 | 0 | 0.0% | ↔ | 3 |
| Uncontested Divorce | 2015 | 2 | 2 | - | 2 | 1 | 3 | 2 | 1 | 4 | 3 | 2 | 1 | 2 | 0.0% | ↔ | 23 |
| | 2016 | 2 | - | - | - | - | - | - | - | - | - | - | - | 2 | 0.0% | ↔ | 2 |

Court: Carroll Circuit

Start/End Date: Jan-15 / Jan-16

2015 Average Month: 227

Jan-Jan 2015: 195

Filings Trending: ▲

Circuit/Court ID: 27

227035


Type of Case: Filings

2016 Average Month:289

Jan-Jan 2016 : 289

Overall AVG. Month: 231

Monthly Summary




Jan 15-Jan 16

Totals

| | 2015 | 2016 |
|----------|-------|------|
| Civil | 436 | 27 |
| Criminal | 1,071 | 126 |
| Other | 1,213 | 136 |
| Total | 2,720 | 289 |

Jan --- Jan Filings



195 2015 289 2016

Jan --- Jan Filings

| | 2015 | 2016 | % Change | Trending |
|----------|------|------|----------|----------|
| Civil | 21 | 27 | 28.6% | ▲ |
| Criminal | 75 | 126 | 68.0% | ▲ |
| Other | 99 | 136 | 37.4% | ▲ |
| Total | 195 | 289 | 48.2% | ▲ |

| | Jan | Feb | Mar | Apr | May | Jun | Jul | Aug | Sep | Oct | Nov | Dec | Thru Jan | % Change | Trending | Total |
|------|-----|-----|-----|-----|-----|-----|-----|-----|-----|-----|-----|-----|----------|----------|----------|-------|
| 2015 | 195 | 190 | 318 | 191 | 181 | 203 | 224 | 202 | 271 | 224 | 163 | 358 | 195 | | | 2,720 |
| 2016 | 289 | - | - | - | - | - | - | - | - | - | - | - | 289 | 48.2% | ▲ | 289 |

| | | Jan | Feb | Mar | Apr | May | Jun | Jul | Aug | Sep | Oct | Nov | Dec | Thru Jan | % Change | Trending | Total |
|--|------|-----|-----|-----|-----|-----|-----|-----|-----|-----|-----|-----|-----|----------|----------|----------|-------|
| Administrative Law | 2015 | - | 1 | - | - | 1 | - | - | - | - | - | - | - | 0 | | | 2 |
| Contested Divorce | 2015 | 1 | 5 | 5 | 4 | 8 | 2 | 7 | 2 | 3 | 3 | 3 | 6 | 1 | 0.0% | ↔ | 49 |
| | 2016 | 1 | - | - | - | - | - | - | - | - | - | - | - | 1 | 0.0% | ↔ | 1 |
| Domestic and Family - Level 1 | 2015 | - | - | 1 | 5 | 1 | 5 | - | - | 8 | 5 | 1 | 1 | 0 | | | 27 |
| | 2016 | 1 | - | - | - | - | - | - | - | - | - | - | - | 1 | 0.0% | ↔ | 1 |
| Domestic and Family - Level 2 | 2015 | 1 | 2 | 4 | - | 1 | 1 | 1 | - | - | 2 | 1 | 1 | 1 | | | 14 |
| | 2016 | 2 | - | - | - | - | - | - | - | - | - | - | - | 2 | 100.0% | ▲ | 2 |
| General Civil - Level 1 | 2015 | - | - | 1 | - | - | - | - | - | - | - | - | - | 0 | | | 1 |
| General Civil - Level 2 | 2015 | 3 | 2 | 14 | 4 | 11 | 6 | 7 | 3 | 3 | 2 | 2 | 4 | 3 | 0.0% | ↔ | 61 |
| | 2016 | 2 | - | - | - | - | - | - | - | - | - | - | - | 2 | -33.3% | ▼ | 2 |
| General Civil - Level 3 | 2015 | - | - | 4 | 1 | 3 | 1 | 1 | 2 | 3 | 3 | 2 | 4 | 0 | | | 24 |
| | 2016 | 2 | - | - | - | - | - | - | - | - | - | - | - | 2 | 0.0% | ↔ | 2 |
| Miscellaneous | 2015 | 88 | 74 | 105 | 90 | 45 | 70 | 96 | 85 | 91 | 84 | 58 | 140 | 88 | | | 1,026 |
| | 2016 | 129 | - | - | - | - | - | - | - | - | - | - | - | 129 | 46.6% | ▲ | 129 |
| Misdemeanor | 2015 | 11 | 11 | 19 | 10 | 7 | 13 | 9 | 21 | 10 | 19 | 19 | 6 | 11 | | | 155 |
| | 2016 | 19 | - | - | - | - | - | - | - | - | - | - | - | 19 | 72.7% | ▲ | 19 |
| Non-Capital Felonies and Related Matters | 2015 | 52 | 54 | 102 | 40 | 63 | 62 | 57 | 56 | 116 | 65 | 54 | 74 | 52 | | | 795 |
| | 2016 | 96 | - | - | - | - | - | - | - | - | - | - | - | 96 | 84.6% | ▲ | 96 |
| Other | 2015 | 19 | 23 | 27 | 21 | 21 | 29 | 24 | 20 | 21 | 15 | 10 | 99 | 19 | | | 329 |
| | 2016 | 16 | - | - | - | - | - | - | - | - | - | - | - | 16 | -15.8% | ▼ | 16 |
| Other Criminally Related Matters | 2015 | 12 | 3 | 23 | 5 | 8 | 11 | 14 | 5 | 7 | 11 | 8 | 14 | 12 | | | 121 |
| | 2016 | 11 | - | - | - | - | - | - | - | - | - | - | - | 11 | -8.3% | ▼ | 11 |
| Probates/Wills and Trusts - Le | 2015 | - | - | - | 2 | - | 1 | - | - | 1 | - | - | - | 0 | | | 4 |
| Probates/Wills and Trusts - Level 2 | 2015 | 2 | 3 | 1 | 2 | 2 | - | - | 4 | 1 | 4 | - | 3 | 2 | 0.0% | ↔ | 22 |
| | 2016 | 2 | - | - | - | - | - | - | - | - | - | - | - | 2 | 0.0% | ↔ | 2 |
| Protective Orders | 2015 | - | 1 | - | - | - | - | - | - | - | - | - | - | 0 | | | 1 |
| Uncontested Divorce | 2015 | 6 | 11 | 12 | 7 | 10 | 2 | 8 | 4 | 7 | 11 | 5 | 6 | 6 | 0.0% | ↔ | 89 |
| | 2016 | 8 | - | - | - | - | - | - | - | - | - | - | - | 8 | 33.3% | ▲ | 8 |

Court: Floyd Circuit

Start/End Date: Jan-15 / Jan-16

2015 Average Month: 76

Jan-Jan 2015: 52

Filings Trending: ▲

Circuit/Court ID: 27

227063


Type of Case: Filings

2016 Average Month:79

Jan-Jan 2016 : 79

Overall AVG. Month: 76

Monthly Summary



Jan 15-Jan 16

Totals

| | 2015 | 2016 |
|----------|------|------|
| Civil | 209 | 13 |
| Criminal | 331 | 7 |
| Other | 368 | 59 |
| Total | 908 | 79 |

Jan --- Jan Filings

52

79

2015

2016

Jan --- Jan Filings

| | 2015 | 2016 | % Change | Trending |
|----------|------|------|----------|----------|
| Civil | 16 | 13 | -18.8% | ▼ |
| Criminal | 9 | 7 | -22.2% | ▼ |
| Other | 27 | 59 | 118.5% | ▲ |
| Total | 52 | 79 | 51.9% | ▲ |

| | Jan | Feb | Mar | Apr | May | Jun | Jul | Aug | Sep | Oct | Nov | Dec | Thru Jan | % Change | Trending | Total |
|------|-----|-----|-----|-----|-----|-----|-----|-----|-----|-----|-----|-----|----------|----------|----------|-------|
| 2015 | 52 | 61 | 119 | 55 | 48 | 105 | 39 | 64 | 106 | 68 | 67 | 124 | 52 | | | 908 |
| 2016 | 79 | - | - | - | - | - | - | - | - | - | - | - | 79 | 51.9% | ▲ | 79 |

| | | Jan | Feb | Mar | Apr | May | Jun | Jul | Aug | Sep | Oct | Nov | Dec | Thru Jan | % Change | Trending | Total |
|--|------|-----|-----|-----|-----|-----|-----|-----|-----|-----|-----|-----|-----|----------|----------|----------|-------|
| Contested Divorce | 2015 | 1 | - | 4 | 3 | 1 | 2 | - | 1 | 5 | - | - | 2 | 1 | | | 19 |
| | 2016 | 1 | - | - | - | - | - | - | - | - | - | - | - | 1 | 0.0% | ↔ | 1 |
| Domestic and Family - Level 1 | 2015 | - | - | - | 6 | 1 | 2 | - | - | - | - | 13 | 2 | 0 | | | 24 |
| | 2016 | 4 | - | - | - | - | - | - | - | - | - | - | - | 4 | 0.0% | ↔ | 4 |
| Domestic and Family - Level 2 | 2015 | - | - | - | 2 | 1 | - | - | - | - | - | - | - | 0 | | | 3 |
| | 2016 | - | - | - | - | - | - | - | - | - | - | - | - | - | | | - |
| General Civil - Level 1 | 2015 | 1 | 1 | - | - | - | - | - | - | - | - | - | - | 1 | 0.0% | ↔ | 2 |
| | 2016 | - | 1 | - | 1 | - | - | 1 | 3 | 1 | 1 | 2 | 2 | 0 | | | 12 |
| General Civil - Level 2 | 2015 | - | 1 | - | 1 | - | - | 1 | 3 | 1 | 1 | 2 | 2 | 0 | | | 12 |
| | 2016 | 2 | - | - | - | - | - | - | - | - | - | - | - | 2 | 0.0% | ↔ | 2 |
| General Civil - Level 3 | 2015 | 2 | 1 | 1 | 3 | 1 | - | 2 | 4 | 2 | - | 1 | 3 | 2 | | | 20 |
| | 2016 | 1 | - | - | - | - | - | - | - | - | - | - | - | 1 | -50.0% | ▼ | 1 |
| Miscellaneous | 2015 | 29 | 43 | 33 | 27 | 25 | 31 | 27 | 23 | 38 | 46 | 33 | 76 | 29 | | | 431 |
| | 2016 | 62 | - | - | - | - | - | - | - | - | - | - | - | 62 | 113.8% | ▲ | 62 |
| Misdemeanor | 2015 | 1 | - | 5 | - | 4 | 3 | 1 | 3 | 11 | 4 | 1 | 2 | 1 | | | 35 |
| | 2016 | 5 | - | - | - | - | - | - | - | - | - | - | - | 5 | 400.0% | ▲ | 5 |
| Non-Capital Felonies and Related Matters | 2015 | 8 | 4 | 71 | 10 | 9 | 60 | 2 | 17 | 44 | 11 | 7 | 34 | 8 | | | 277 |
| | 2016 | 2 | - | - | - | - | - | - | - | - | - | - | - | 2 | -75.0% | ▼ | 2 |
| Other Criminally Related Matte | 2015 | - | 4 | - | - | 1 | - | - | 5 | - | - | 9 | - | 0 | | | 19 |
| | 2016 | - | - | - | - | - | - | - | - | - | - | - | - | - | | | - |
| Probates/Wills and Trusts - Le | 2015 | - | - | - | - | - | - | - | - | 1 | - | - | - | 0 | 0.0% | ↔ | 1 |
| | 2016 | 3 | - | 2 | 1 | - | - | - | 3 | - | 1 | - | 1 | 3 | 0.0% | ↔ | 11 |
| Uncontested Divorce | 2015 | 7 | 7 | 3 | 2 | 5 | 7 | 6 | 5 | 4 | 5 | 1 | 2 | 7 | | | 54 |
| | 2016 | 2 | - | - | - | - | - | - | - | - | - | - | - | 2 | -71.4% | ▼ | 2 |

Court: Giles Circuit

Start/End Date: Jan-15 / Jan-16

2015 Average Month: 116

Jan-Jan 2015: 106

Filings Trending: ▲

Circuit/Court ID: 27

227071


Type of Case: Filings

2016 Average Month:123

Jan-Jan 2016 : 123

Overall AVG. Month: 117

Monthly Summary




Jan 15-Jan 16

Totals

| | 2015 | 2016 |
|----------|-------|------|
| Civil | 203 | 20 |
| Criminal | 793 | 51 |
| Other | 401 | 52 |
| Total | 1,397 | 123 |

Jan --- Jan Filings



20152016

Jan --- Jan Filings

| | 2015 | 2016 | % Change | Trending |
|----------|------|------|----------|----------|
| Civil | 21 | 20 | -4.8% | ▼ |
| Criminal | 59 | 51 | -13.6% | ▼ |
| Other | 26 | 52 | 100.0% | ▲ |
| Total | 106 | 123 | 16.0% | ▲ |

| | <u>Jan</u> | Feb | Mar | Apr | May | Jun | Jul | Aug | Sep | Oct | Nov | Dec | Thru Jan | % Change | Trending | <u>Total</u> |
|------|------------|-----|-----|-----|-----|-----|-----|-----|-----|-----|-----|-----|----------|----------|----------|--------------|
| 2015 | 106 | 96 | 119 | 115 | 84 | 89 | 88 | 122 | 226 | 117 | 88 | 147 | 106 | | | 1,397 |
| 2016 | 123 | - | - | - | - | - | - | - | - | - | - | - | 123 | 16.0% | ▲ | 123 |

| | <u>Jan</u> | Feb | Mar | Apr | May | Jun | Jul | Aug | Sep | Oct | Nov | Dec | Thru Jan | % Change | Trending | <u>Total</u> |
|--|------------|-----|-----|-----|-----|-----|-----|-----|-----|-----|-----|-----|----------|----------|----------|--------------|
| Contested Divorce | 20153 | - | 2 | 1 | 2 | 2 | 2 | 1 | 2 | 1 | 1 | 1 | 3 | | | 18 |
| | 20161 | - | - | - | - | - | - | - | - | - | - | - | 1 | -66.7% | ▼ | 1 |
| Domestic and Family - Level 1 | 201510 | 16 | 1 | 1 | 1 | 3 | 8 | 5 | 5 | - | 2 | 5 | 10 | | | 57 |
| Domestic and Family - Level 2 | 2015- | - | 6 | - | 5 | - | - | - | - | 1 | - | - | 0 | | | 12 |
| | 20166 | - | - | - | - | - | - | - | - | - | - | - | 6 | 0.0% | ↔ | 6 |
| General Civil - Level 2 | 20151 | 2 | - | 3 | - | 2 | 1 | - | 2 | 4 | 3 | 2 | 1 | | | 20 |
| General Civil - Level 3 | 2015- | 1 | - | 1 | - | - | - | 2 | - | 1 | 1 | 1 | 0 | | | 7 |
| | 20161 | - | - | - | - | - | - | - | - | - | - | - | 1 | 0.0% | ↔ | 1 |
| Infraction/ Civil Violation | 2015- | - | 1 | - | - | - | - | - | - | - | - | - | 0 | | | 1 |
| Miscellaneous | 201528 | 31 | 43 | 40 | 24 | 28 | 31 | 36 | 33 | 35 | 27 | 69 | 28 | 0.0% | ↔ | 425 |
| | 201656 | - | - | - | - | - | - | - | - | - | - | - | 56 | 100.0% | ▲ | 56 |
| Misdemeanor | 20159 | 9 | 10 | 6 | 10 | 6 | 5 | 19 | 23 | 13 | 10 | 7 | 9 | | | 127 |
| | 201617 | - | - | - | - | - | - | - | - | - | - | - | 17 | 88.9% | ▲ | 17 |
| Non-Capital Felonies and Related Matters | 201550 | 26 | 47 | 42 | 34 | 34 | 32 | 47 | 151 | 52 | 26 | 55 | 50 | | | 596 |
| | 201632 | - | - | - | - | - | - | - | - | - | - | - | 32 | -36.0% | ▼ | 32 |
| Other | 2015- | - | - | - | 1 | - | - | - | - | - | - | - | 0 | | | 1 |
| Other Criminally Related Matters | 20151 | 5 | 1 | 16 | - | 8 | 1 | 8 | 5 | 9 | 17 | - | 1 | 0.0% | ↔ | 71 |
| | 20162 | - | - | - | - | - | - | - | - | - | - | - | 2 | 100.0% | ▲ | 2 |
| Probates/Wills and Trusts - Level 2 | 20151 | 3 | - | - | 1 | 1 | 2 | 1 | - | - | - | 1 | 1 | | | 10 |
| | 20163 | - | - | - | - | - | - | - | - | - | - | - | 3 | 200.0% | ▲ | 3 |
| Protective Orders | 2015- | 1 | - | - | - | - | - | 1 | 1 | - | - | - | 0 | | | 3 |
| | 20164 | - | - | - | - | - | - | - | - | - | - | - | 4 | 0.0% | ↔ | 4 |
| Uncontested Divorce | 20153 | 2 | 8 | 5 | 6 | 5 | 6 | 2 | 4 | 1 | 1 | 6 | 3 | | | 49 |
| | 20161 | - | - | - | - | - | - | - | - | - | - | - | 1 | -66.7% | ▼ | 1 |

Court: Grayson Circuit

Start/End Date: Jan-15 / Jan-16

2015 Average Month: 112

Jan-Jan 2015: 135

Filings Trending: ↔

Circuit/Court ID: 27

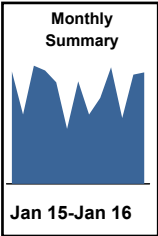
227077

Type of Case: Filings

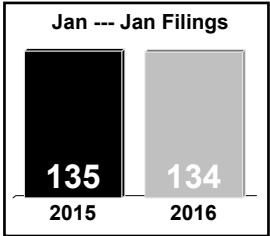
2016 Average Month:134

Jan-Jan 2016 : 134

Overall AVG. Month: 114



| Totals | | |
|----------|-------|------|
| | 2015 | 2016 |
| Civil | 263 | 17 |
| Criminal | 524 | 33 |
| Other | 556 | 84 |
| Total | 1,343 | 134 |



| Jan --- Jan Filings | | | | |
|---------------------|------|------|----------|----------|
| | 2015 | 2016 | % Change | Trending |
| Civil | 17 | 17 | - | ↔ |
| Criminal | 76 | 33 | -56.6% | ▼ |
| Other | 42 | 84 | 100.0% | ▲ |
| Total | 135 | 134 | -0.7% | ▼ |

| | Jan | Feb | Mar | Apr | May | Jun | Jul | Aug | Sep | Oct | Nov | Dec | Thru Jan | % Change | Trending | Total |
|------|-----|-----|-----|-----|-----|-----|-----|-----|-----|-----|-----|-----|----------|----------|----------|-------|
| 2015 | 135 | 83 | 142 | 136 | 122 | 66 | 123 | 83 | 103 | 140 | 79 | 131 | 135 | | | 1,343 |
| 2016 | 134 | - | - | - | - | - | - | - | - | - | - | - | 134 | -0.7% | ▼ | 134 |

| | | Jan | Feb | Mar | Apr | May | Jun | Jul | Aug | Sep | Oct | Nov | Dec | Thru Jan | % Change | Trending | Total |
|--|------|-----|-----|-----|-----|-----|-----|-----|-----|-----|-----|-----|-----|----------|----------|----------|-------|
| Contested Divorce | 2015 | 2 | 2 | 4 | 3 | 3 | 1 | 5 | 3 | 3 | 3 | - | 1 | 2 | | | 30 |
| | 2016 | 1 | - | - | - | - | - | - | - | - | - | - | - | 1 | -50.0% | ▼ | 1 |
| Domestic and Family - Level 1 | 2015 | 2 | - | 7 | 6 | 5 | - | - | - | 2 | 14 | 20 | 1 | 2 | | | 57 |
| | 2016 | - | - | - | - | - | - | 2 | - | - | - | - | - | 0 | | | 2 |
| Domestic and Family - Level 2 | 2015 | - | - | - | - | - | - | - | - | - | - | - | - | 0 | 0.0% | ↔ | 2 |
| | 2016 | - | - | - | - | - | - | - | - | - | - | - | - | 0 | 0.0% | ↔ | 2 |
| General Civil - Level 1 | 2015 | 4 | 1 | 2 | 3 | 3 | 3 | 1 | 4 | 2 | 3 | 1 | 5 | 4 | 0.0% | ↔ | 32 |
| | 2016 | 1 | - | - | - | - | - | - | - | - | - | - | - | 1 | -75.0% | ▼ | 1 |
| General Civil - Level 2 | 2015 | - | 2 | - | 1 | - | - | 1 | 5 | 1 | 2 | 4 | 1 | 0 | | | 17 |
| | 2016 | 2 | - | - | - | - | - | - | - | - | - | - | - | 2 | 0.0% | ↔ | 2 |
| General Civil - Level 3 | 2015 | 43 | 48 | 69 | 63 | 36 | 36 | 32 | 33 | 73 | 44 | 34 | 88 | 43 | | | 599 |
| | 2016 | 92 | - | - | - | - | - | - | - | - | - | - | - | 92 | 114.0% | ▲ | 92 |
| Miscellaneous | 2015 | 5 | 12 | 6 | 6 | 21 | 5 | 9 | 8 | 3 | 12 | 5 | 12 | 5 | | | 104 |
| | 2016 | 8 | - | - | - | - | - | - | - | - | - | - | - | 8 | 60.0% | ▲ | 8 |
| Misdemeanor | 2015 | 71 | 11 | 41 | 49 | 45 | 11 | 66 | 18 | 11 | 55 | 12 | 21 | 71 | | | 411 |
| | 2016 | 25 | - | - | - | - | - | - | - | - | - | - | - | 25 | -64.8% | ▼ | 25 |
| Non-Capital Felonies and Related Matters | 2015 | - | - | - | 1 | 2 | 1 | 1 | 2 | 2 | 1 | - | - | 0 | | | 10 |
| | 2016 | 1 | - | - | - | - | - | - | - | - | - | - | - | 1 | 0.0% | ↔ | 1 |
| Other | 2015 | - | 1 | 3 | 1 | - | 1 | 4 | 1 | - | 1 | - | - | 0 | | | 12 |
| | 2016 | - | - | - | - | - | - | - | - | - | - | - | - | 0 | | | 8 |
| Other Criminally Related Matte | 2015 | 1 | - | 3 | - | - | 1 | - | - | 1 | 2 | - | - | 1 | 0.0% | ↔ | 1 |
| | 2016 | 1 | - | - | - | - | - | - | - | - | - | - | - | 1 | 0.0% | ↔ | 1 |
| Probates/Wills and Trusts - Level 2 | 2015 | - | 1 | - | - | 2 | - | - | 1 | - | - | - | - | 0 | | | 4 |
| | 2016 | 7 | 5 | 5 | 3 | 5 | 7 | 2 | 8 | 5 | 3 | 3 | 2 | 7 | 0.0% | ↔ | 55 |
| Protective Orders | 2015 | 3 | - | - | - | - | - | - | - | - | - | - | - | 3 | -57.1% | ▼ | 3 |
| | 2016 | - | - | - | - | - | - | - | - | - | - | - | - | - | | | - |

Court: Montgomery Circuit

Start/End Date: Jan-15 / Jan-16

2015 Average Month: 407

Jan-Jan 2015: 355

Filings Trending: ▲

Circuit/Court ID: 27

227121


Type of Case: Filings

2016 Average Month:376

Jan-Jan 2016 : 376

Overall AVG. Month: 404

Monthly Summary

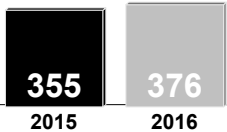


Jan 15-Jan 16

Totals

| | 2015 | 2016 |
|----------|-------|------|
| Civil | 1,071 | 67 |
| Criminal | 1,660 | 106 |
| Other | 2,151 | 203 |
| Total | 4,882 | 376 |

Jan --- Jan Filings



355 2015 376 2016

Jan --- Jan Filings

| | 2015 | 2016 | % Change | Trending |
|----------|------|------|----------|----------|
| Civil | 70 | 67 | -4.3% | ▼ |
| Criminal | 138 | 106 | -23.2% | ▼ |
| Other | 147 | 203 | 38.1% | ▲ |
| Total | 355 | 376 | 5.9% | ▲ |

| | Jan | Feb | Mar | Apr | May | Jun | Jul | Aug | Sep | Oct | Nov | Dec | Thru Jan | % Change | Trending | Total |
|------|-----|-----|-----|-----|-----|-----|-----|-----|-----|-----|-----|-----|----------|----------|----------|-------|
| 2015 | 355 | 325 | 439 | 493 | 267 | 375 | 383 | 429 | 395 | 402 | 332 | 687 | 355 | | | 4,882 |
| 2016 | 376 | - | - | - | - | - | - | - | - | - | - | - | 376 | 5.9% | ▲ | 376 |

| | | Jan | Feb | Mar | Apr | May | Jun | Jul | Aug | Sep | Oct | Nov | Dec | Thru Jan | % Change | Trending | Total |
|--|------|-----|-----|-----|-----|-----|-----|-----|-----|-----|-----|-----|-----|----------|----------|----------|-------|
| Administrative Law | 2015 | 1 | - | - | - | - | - | 3 | 1 | - | - | - | - | 1 | | | 5 |
| | 2016 | 1 | - | - | - | - | - | - | - | - | - | - | - | 1 | 0.0% | ↔ | 1 |
| Contested Divorce | 2015 | 10 | 11 | 12 | 12 | 7 | 8 | 9 | 9 | 9 | 8 | 9 | 7 | 10 | | | 111 |
| | 2016 | 3 | - | - | - | - | - | - | - | - | - | - | - | 3 | -70.0% | ▼ | 3 |
| Domestic and Family - Level 1 | 2015 | - | 3 | 9 | 5 | 7 | 7 | 7 | 6 | 3 | - | 5 | 4 | 0 | | | 56 |
| | 2016 | 4 | - | - | - | - | - | - | - | - | - | - | - | 4 | 0.0% | ↔ | 4 |
| Domestic and Family - Level 2 | 2015 | 2 | 1 | 4 | 3 | - | 3 | 3 | 3 | 2 | 3 | 1 | 2 | 2 | | | 27 |
| | 2016 | 1 | - | - | - | - | - | - | - | - | - | - | - | 1 | -50.0% | ▼ | 1 |
| General Civil - Level 1 | 2015 | - | 4 | - | 1 | - | 1 | 1 | 1 | - | 1 | - | - | 0 | | | 9 |
| General Civil - Level 2 | 2015 | 5 | 5 | 18 | 14 | 10 | 16 | 8 | 13 | 17 | 10 | 6 | 8 | 5 | 0.0% | ↔ | 130 |
| | 2016 | 5 | - | - | - | - | - | - | - | - | - | - | - | 5 | 0.0% | ↔ | 5 |
| General Civil - Level 3 | 2015 | 4 | 5 | 5 | 5 | - | 6 | 6 | 7 | 1 | 1 | 5 | 2 | 4 | | | 47 |
| | 2016 | 3 | - | - | - | - | - | - | - | - | - | - | - | 3 | -25.0% | ▼ | 3 |
| Miscellaneous | 2015 | 152 | 134 | 144 | 158 | 98 | 134 | 139 | 122 | 169 | 140 | 154 | 308 | 152 | | | 1,852 |
| | 2016 | 206 | - | - | - | - | - | - | - | - | - | - | - | 206 | 35.5% | ▲ | 206 |
| Misdemeanor | 2015 | 25 | 28 | 31 | 39 | 18 | 46 | 31 | 43 | 35 | 36 | 24 | 29 | 25 | | | 385 |
| | 2016 | 22 | - | - | - | - | - | - | - | - | - | - | - | 22 | -12.0% | ▼ | 22 |
| Non-Capital Felonies and Related Matters | 2015 | 110 | 43 | 97 | 122 | 57 | 75 | 113 | 163 | 106 | 114 | 82 | 133 | 110 | | | 1,215 |
| | 2016 | 81 | - | - | - | - | - | - | - | - | - | - | - | 81 | -26.4% | ▼ | 81 |
| Other | 2015 | 24 | 67 | 93 | 95 | 44 | 50 | 41 | 37 | 37 | 56 | 22 | 165 | 24 | | | 731 |
| | 2016 | 24 | - | - | - | - | - | - | - | - | - | - | - | 24 | 0.0% | ↔ | 24 |
| Other Criminally Related Matters | 2015 | 3 | 3 | 4 | 6 | 4 | 7 | 4 | 3 | 8 | 7 | 6 | 7 | 3 | | | 62 |
| | 2016 | 3 | - | - | - | - | - | - | - | - | - | - | - | 3 | 0.0% | ↔ | 3 |
| Probates/Wills and Trusts - Level 1 | 2015 | - | - | - | - | - | - | 1 | - | - | - | - | 1 | 0 | | | 2 |
| | 2016 | 3 | - | - | - | - | - | - | - | - | - | - | - | 3 | 0.0% | ↔ | 3 |
| Probates/Wills and Trusts - Level 2 | 2015 | 4 | 3 | 4 | 3 | 1 | 3 | - | 2 | 1 | 4 | 1 | 2 | 4 | | | 28 |
| | 2016 | 4 | - | - | - | - | - | - | - | - | - | - | - | 4 | 0.0% | ↔ | 4 |
| Uncontested Divorce | 2015 | 15 | 18 | 18 | 30 | 21 | 19 | 17 | 19 | 7 | 22 | 17 | 19 | 15 | | | 222 |
| | 2016 | 16 | - | - | - | - | - | - | - | - | - | - | - | 16 | 6.7% | ▲ | 16 |

Court: Pulaski Circuit

Start/End Date: Jan-15 / Jan-16

2015 Average Month: 238

Jan-Jan 2015: 263

Filings Trending: ▲

Circuit/Court ID: 27

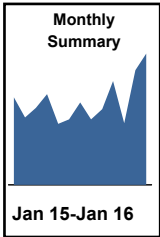
227155

Type of Case: Filings

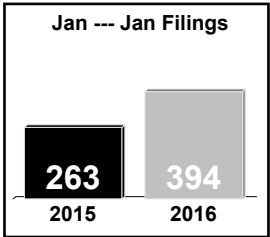
2016 Average Month:394

Jan-Jan 2016 : 394

Overall AVG. Month: 250



| Totals | | |
|----------|-------|------|
| | 2015 | 2016 |
| Civil | 498 | 25 |
| Criminal | 1,211 | 262 |
| Other | 1,149 | 107 |
| Total | 2,858 | 394 |



| Jan --- Jan Filings | | | | |
|---------------------|------|------|----------|----------|
| | 2015 | 2016 | % Change | Trending |
| Civil | 32 | 25 | -21.9% | ▼ |
| Criminal | 161 | 262 | 62.7% | ▲ |
| Other | 70 | 107 | 52.9% | ▲ |
| Total | 263 | 394 | 49.8% | ▲ |

| | Jan | Feb | Mar | Apr | May | Jun | Jul | Aug | Sep | Oct | Nov | Dec | Thru Jan | % Change | Trending | Total |
|------|-----|-----|-----|-----|-----|-----|-----|-----|-----|-----|-----|-----|----------|----------|----------|-------|
| 2015 | 263 | 202 | 231 | 272 | 183 | 196 | 247 | 196 | 227 | 312 | 185 | 344 | 263 | | | 2,858 |
| 2016 | 394 | - | - | - | - | - | - | - | - | - | - | - | 394 | 49.8% | ▲ | 394 |

| | | Jan | Feb | Mar | Apr | May | Jun | Jul | Aug | Sep | Oct | Nov | Dec | Thru Jan | % Change | Trending | Total |
|--|------|-----|-----|-----|-----|-----|-----|-----|-----|-----|-----|-----|-----|----------|----------|----------|-------|
| Contested Divorce | 2015 | 5 | 6 | 12 | 5 | 6 | 3 | 8 | 3 | 2 | 1 | 4 | 2 | 5 | | | 57 |
| | 2016 | 4 | - | - | - | - | - | - | - | - | - | - | - | 4 | -20.0% | ▼ | 4 |
| Domestic and Family - Level 1 | 2015 | 4 | - | 15 | 10 | 6 | 4 | 6 | 10 | 2 | 9 | 1 | 10 | 4 | | | 77 |
| | 2016 | 3 | - | - | - | - | - | - | - | - | - | - | - | 3 | -25.0% | ▼ | 3 |
| Domestic and Family - Level 2 | 2015 | - | 2 | 4 | 2 | 4 | 1 | 1 | 3 | - | 2 | - | 1 | 0 | | | 20 |
| General Civil - Level 1 | 2015 | 1 | - | 1 | - | - | 1 | 1 | - | - | - | - | - | 1 | 0.0% | ↔ | 4 |
| | 2016 | 1 | - | - | - | - | - | - | - | - | - | - | - | 1 | 0.0% | ↔ | 1 |
| General Civil - Level 2 | 2015 | 6 | 5 | 5 | 3 | 6 | 9 | 4 | 6 | 1 | 3 | 5 | 5 | 6 | | | 58 |
| | 2016 | 2 | - | - | - | - | - | - | - | - | - | - | - | 2 | -66.7% | ▼ | 2 |
| General Civil - Level 3 | 2015 | 2 | - | 2 | 4 | 2 | 5 | 5 | 2 | 2 | 1 | - | - | 2 | | | 25 |
| | 2016 | 3 | - | - | - | - | - | - | - | - | - | - | - | 3 | 50.0% | ▲ | 3 |
| Miscellaneous | 2015 | 58 | 73 | 81 | 96 | 57 | 56 | 77 | 71 | 93 | 109 | 75 | 117 | 58 | | | 963 |
| | 2016 | 93 | - | - | - | - | - | - | - | - | - | - | - | 93 | 60.3% | ▲ | 93 |
| Misdemeanor | 2015 | 22 | 28 | 11 | 18 | 10 | 8 | 13 | 20 | 11 | 29 | 19 | 26 | 22 | | | 215 |
| | 2016 | 27 | - | - | - | - | - | - | - | - | - | - | - | 27 | 22.7% | ▲ | 27 |
| Non-Capital Felonies and Related Matters | 2015 | 132 | 47 | 53 | 86 | 63 | 63 | 95 | 52 | 75 | 114 | 50 | 71 | 132 | | | 901 |
| | 2016 | 230 | - | - | - | - | - | - | - | - | - | - | - | 230 | 74.2% | ▲ | 230 |
| Other | 2015 | 23 | 24 | 20 | 17 | 13 | 27 | 12 | 15 | 19 | 29 | 12 | 99 | 23 | | | 310 |
| | 2016 | 21 | - | - | - | - | - | - | - | - | - | - | - | 21 | -8.7% | ▼ | 21 |
| Other Criminally Related Matters | 2015 | 7 | 5 | 9 | 18 | 4 | 4 | 9 | 10 | 10 | 1 | 10 | 9 | 7 | | | 96 |
| | 2016 | 5 | - | - | - | - | - | - | - | - | - | - | - | 5 | -28.6% | ▼ | 5 |
| Probates/Wills and Trusts - Le | 2015 | - | - | - | - | - | - | - | 1 | - | - | - | - | 0 | | | 1 |
| Probates/Wills and Trusts - Le | 2015 | - | 1 | 3 | 1 | - | 2 | - | - | - | 3 | - | - | 0 | 0.0% | ↔ | 10 |
| Protective Orders | 2015 | - | - | - | 1 | 1 | - | - | - | - | - | 1 | 1 | 0 | 0.0% | ↔ | 4 |
| Uncontested Divorce | 2015 | 3 | 11 | 15 | 11 | 11 | 13 | 16 | 3 | 12 | 11 | 8 | 3 | 3 | 0.0% | ↔ | 117 |
| | 2016 | 5 | - | - | - | - | - | - | - | - | - | - | - | 5 | 66.7% | ▲ | 5 |

Court: Wythe Circuit

Start/End Date: Jan-15 / Jan-16

2015 Average Month: 222

Jan-Jan 2015: 222

Filings Trending: ▲

Circuit/Court ID: 27

227197


Type of Case: Filings

2016 Average Month:270

Jan-Jan 2016 : 270

Overall AVG. Month: 225

Monthly Summary



Jan 15-Jan 16

Totals

| | 2015 | 2016 |
|----------|-------|------|
| Civil | 467 | 31 |
| Criminal | 1,313 | 116 |
| Other | 879 | 123 |
| Total | 2,659 | 270 |

Jan --- Jan Filings

222

270

2015

2016

Jan --- Jan Filings

| | 2015 | 2016 | % Change | Trending |
|----------|------|------|----------|----------|
| Civil | 43 | 31 | -27.9% | ▼ |
| Criminal | 116 | 116 | - | ↔ |
| Other | 63 | 123 | 95.2% | ▲ |
| Total | 222 | 270 | 21.6% | ▲ |

| | Jan | Feb | Mar | Apr | May | Jun | Jul | Aug | Sep | Oct | Nov | Dec | Thru Jan | % Change | Trending | Total |
|------|-----|-----|-----|-----|-----|-----|-----|-----|-----|-----|-----|-----|----------|----------|----------|-------|
| 2015 | 222 | 165 | 191 | 250 | 140 | 209 | 210 | 164 | 406 | 233 | 191 | 278 | 222 | | | 2,659 |
| 2016 | 270 | - | - | - | - | - | - | - | - | - | - | - | 270 | 21.6% | ▲ | 270 |

| | | Jan | Feb | Mar | Apr | May | Jun | Jul | Aug | Sep | Oct | Nov | Dec | Thru Jan | % Change | Trending | Total |
|--|------|-----|-----|-----|-----|-----|-----|-----|-----|-----|-----|-----|-----|----------|----------|----------|-------|
| Administrative Law | 2015 | - | - | - | - | - | 1 | 1 | - | - | - | - | - | 0 | | | 2 |
| Contested Divorce | 2015 | 2 | 4 | 6 | 3 | 5 | 3 | 2 | 1 | 2 | 5 | 2 | 1 | 2 | 0.0% | ↔ | 36 |
| | 2016 | 6 | - | - | - | - | - | - | - | - | - | - | - | 6 | 200.0% | ▲ | 6 |
| Domestic and Family - Level 1 | 2015 | 6 | 4 | 2 | 4 | 4 | 12 | 6 | 14 | 11 | 4 | 4 | 6 | 6 | | | 77 |
| | 2016 | 2 | - | - | - | - | - | - | - | - | - | - | - | 2 | -66.7% | ▼ | 2 |
| Domestic and Family - Level 2 | 2015 | 5 | 3 | 1 | 1 | 2 | 2 | 2 | 2 | 2 | 2 | 2 | 3 | 5 | | | 27 |
| | 2016 | 1 | - | - | - | - | - | - | - | - | - | - | - | 1 | -80.0% | ▼ | 1 |
| General Civil - Level 1 | 2015 | - | - | - | 1 | 1 | - | - | - | - | - | - | 1 | 0 | | | 3 |
| General Civil - Level 2 | 2015 | 4 | - | 8 | 9 | 5 | 4 | 4 | 3 | 4 | 4 | 6 | 2 | 4 | 0.0% | ↔ | 53 |
| | 2016 | 4 | - | - | - | - | - | - | - | - | - | - | - | 4 | 0.0% | ↔ | 4 |
| General Civil - Level 3 | 2015 | 9 | 10 | 8 | - | 6 | 3 | 6 | 3 | 1 | 3 | 7 | 3 | 9 | | | 59 |
| | 2016 | 4 | - | - | - | - | - | - | - | - | - | - | - | 4 | -55.6% | ▼ | 4 |
| Miscellaneous | 2015 | 71 | 78 | 96 | 58 | 56 | 57 | 70 | 59 | 94 | 95 | 71 | 148 | 71 | | | 953 |
| | 2016 | 127 | - | - | - | - | - | - | - | - | - | - | - | 127 | 78.9% | ▲ | 127 |
| Misdemeanor | 2015 | 9 | 7 | 7 | 26 | 9 | 13 | 9 | 12 | 10 | 10 | 8 | 17 | 9 | | | 137 |
| | 2016 | 9 | - | - | - | - | - | - | - | - | - | - | - | 9 | 0.0% | ↔ | 9 |
| Non-Capital Felonies and Related Matters | 2015 | 102 | 42 | 39 | 128 | 37 | 94 | 88 | 51 | 252 | 101 | 72 | 77 | 102 | | | 1,083 |
| | 2016 | 104 | - | - | - | - | - | - | - | - | - | - | - | 104 | 2.0% | ▲ | 104 |
| Other | 2015 | 1 | 1 | 3 | - | - | 8 | 1 | 4 | 8 | - | 4 | 1 | 1 | | | 31 |
| | 2016 | 5 | - | - | - | - | - | - | - | - | - | - | - | 5 | 400.0% | ▲ | 5 |
| Other Criminally Related Matters | 2015 | 5 | 8 | 11 | 12 | 4 | 8 | 9 | 5 | 9 | 5 | 7 | 14 | 5 | | | 97 |
| | 2016 | 3 | - | - | - | - | - | - | - | - | - | - | - | 3 | -40.0% | ▼ | 3 |
| Probates/Wills and Trusts - Le | 2015 | - | - | - | - | - | - | - | - | - | 1 | - | - | 0 | | | 1 |
| Probates/Wills and Trusts - Level 2 | 2015 | 1 | 1 | 1 | 1 | - | - | 3 | - | - | - | 3 | - | 1 | 0.0% | ↔ | 10 |
| | 2016 | 2 | - | - | - | - | - | - | - | - | - | - | - | 2 | 100.0% | ▲ | 2 |
| Uncontested Divorce | 2015 | 7 | 7 | 9 | 7 | 11 | 4 | 9 | 10 | 13 | 3 | 5 | 5 | 7 | | | 90 |
| | 2016 | 3 | - | - | - | - | - | - | - | - | - | - | - | 3 | -57.1% | ▼ | 3 |

Court: Radford Circuit

Start/End Date: Jan-15 / Jan-16

2015 Average Month: 89

Jan-Jan 2015: 39

Filings Trending: ▲

Circuit/Court ID: 27

227750


Type of Case: Filings

2016 Average Month:70

Jan-Jan 2016 : 70

Overall AVG. Month: 88

Monthly Summary

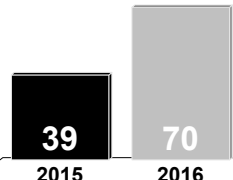


Jan 15-Jan 16

Totals

| | 2015 | 2016 |
|----------|-------|------|
| Civil | 156 | 31 |
| Criminal | 727 | 21 |
| Other | 189 | 18 |
| Total | 1,072 | 70 |

Jan --- Jan Filings



2015 2016

Jan --- Jan Filings

| | 2015 | 2016 | % Change | Trending |
|----------|------|------|----------|----------|
| Civil | 14 | 31 | 121.4% | ▲ |
| Criminal | 16 | 21 | 31.3% | ▲ |
| Other | 9 | 18 | 100.0% | ▲ |
| Total | 39 | 70 | 79.5% | ▲ |

| | <u>Jan</u> | Feb | Mar | Apr | May | Jun | Jul | Aug | Sep | Oct | Nov | Dec | Thru Jan | % Change | Trending | <u>Total</u> |
|------|------------|-----|-----|-----|-----|-----|-----|-----|-----|-----|-----|-----|----------|----------|----------|--------------|
| 2015 | 39 | 63 | 119 | 43 | 68 | 248 | 48 | 64 | 94 | 58 | 39 | 189 | 39 | | | 1,072 |
| 2016 | 70 | - | - | - | - | - | - | - | - | - | - | - | 70 | 79.5% | ▲ | 70 |

| | | <u>Jan</u> | Feb | Mar | Apr | May | Jun | Jul | Aug | Sep | Oct | Nov | Dec | Thru Jan | % Change | Trending | <u>Total</u> |
|--|------|------------|-----|-----|-----|-----|-----|-----|-----|-----|-----|-----|-----|----------|----------|----------|--------------|
| Administrative Law | 2015 | - | - | - | - | - | - | 1 | - | - | - | - | - | 0 | | | 1 |
| Contested Divorce | 2015 | - | - | 1 | - | - | - | - | - | 1 | - | 1 | 1 | 0 | 0.0% | ↔ | 4 |
| Domestic and Family - Level 1 | 2015 | 5 | - | 6 | 4 | - | 2 | 3 | - | - | - | - | 4 | 5 | 0.0% | ↔ | 24 |
| Domestic and Family - Level 2 | 2015 | - | 2 | - | - | - | - | - | - | - | 1 | - | 1 | 0 | | | 4 |
| General Civil - Level 1 | 2015 | - | - | - | 1 | - | - | - | - | - | - | - | - | 0 | 0.0% | ↔ | 1 |
| General Civil - Level 2 | 2015 | - | 4 | 1 | - | 1 | - | - | 2 | - | - | 1 | - | 0 | 0.0% | ↔ | 9 |
| | 2016 | 2 | - | - | - | - | - | - | - | - | - | - | - | 2 | 0.0% | ↔ | 2 |
| General Civil - Level 3 | 2015 | - | - | - | 1 | - | 1 | - | - | 3 | 1 | 2 | 2 | 0 | | | 10 |
| | 2016 | 20 | - | - | - | - | - | - | - | - | - | - | - | 20 | 0.0% | ↔ | 20 |
| Miscellaneous | 2015 | 17 | 20 | 24 | 21 | 14 | 19 | 32 | 31 | 18 | 16 | 22 | 35 | 17 | | | 269 |
| | 2016 | 24 | - | - | - | - | - | - | - | - | - | - | - | 24 | 41.2% | ▲ | 24 |
| Misdemeanor | 2015 | 2 | 6 | 11 | 6 | 6 | 8 | 4 | 9 | 18 | 14 | 3 | 19 | 2 | | | 106 |
| | 2016 | 9 | - | - | - | - | - | - | - | - | - | - | - | 9 | 350.0% | ▲ | 9 |
| Non-Capital Felonies and Related Matters | 2015 | 8 | 25 | 69 | 5 | 46 | 212 | 4 | 18 | 47 | 19 | 4 | 120 | 8 | | | 577 |
| | 2016 | 11 | - | - | - | - | - | - | - | - | - | - | - | 11 | 37.5% | ▲ | 11 |
| Other | 2015 | - | - | - | 1 | - | - | - | - | 2 | - | - | - | 0 | | | 3 |
| Other Criminally Related Matters | 2015 | 6 | 3 | 5 | 2 | - | 3 | 3 | 4 | 3 | 6 | 5 | 6 | 6 | 0.0% | ↔ | 46 |
| | 2016 | 1 | - | - | - | - | - | - | - | - | - | - | - | 1 | -83.3% | ▼ | 1 |
| Probates/Wills and Trusts - Le | 2015 | - | - | 1 | - | - | 1 | - | - | - | - | - | - | 0 | | | 2 |
| Uncontested Divorce | 2015 | 1 | 3 | 1 | 2 | 1 | 2 | 1 | - | 2 | 1 | 1 | 1 | 1 | 0.0% | ↔ | 16 |
| | 2016 | 3 | - | - | - | - | - | - | - | - | - | - | - | 3 | 200.0% | ▲ | 3 |

Court: Smyth Circuit

Start/End Date: Jan-15 / Jan-16

2015 Average Month: 217

Jan-Jan 2015: 176

Filings Trending: ▲

Circuit/Court ID: 28

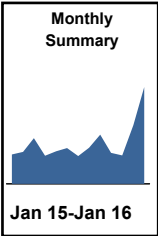
228173

Type of Case: Filings

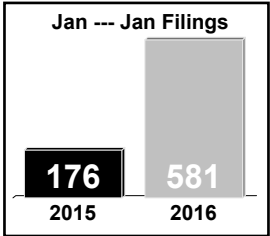
2016 Average Month:581

Jan-Jan 2016 : 581

Overall AVG. Month: 245



| Totals | | |
|----------|-------|------|
| | 2015 | 2016 |
| Civil | 416 | 33 |
| Criminal | 1,085 | 46 |
| Other | 1,104 | 502 |
| Total | 2,605 | 581 |



| Jan --- Jan Filings | | | | |
|---------------------|------|------|----------|----------|
| | 2015 | 2016 | % Change | Trending |
| Civil | 33 | 33 | - | ↔ |
| Criminal | 79 | 46 | -41.8% | ▼ |
| Other | 64 | 502 | 684.4% | ▲ |
| Total | 176 | 581 | 230.1% | ▲ |

| | Jan | Feb | Mar | Apr | May | Jun | Jul | Aug | Sep | Oct | Nov | Dec | Thru Jan | % Change | Trending | Total |
|------|-----|-----|-----|-----|-----|-----|-----|-----|-----|-----|-----|-----|----------|----------|----------|-------|
| 2015 | 176 | 191 | 273 | 168 | 195 | 215 | 167 | 217 | 295 | 185 | 170 | 353 | 176 | | | 2,605 |
| 2016 | 581 | - | - | - | - | - | - | - | - | - | - | - | 581 | 230.1% | ▲ | 581 |

| | | Jan | Feb | Mar | Apr | May | Jun | Jul | Aug | Sep | Oct | Nov | Dec | Thru Jan | % Change | Trending | Total |
|--|------|-----|-----|-----|-----|-----|-----|-----|-----|-----|-----|-----|-----|----------|----------|----------|-------|
| Administrative Law | 2015 | - | - | - | - | 1 | - | 2 | - | - | - | - | 2 | 0 | | | 5 |
| Contested Divorce | 2015 | 6 | 4 | 3 | 3 | 7 | 2 | 4 | 3 | 3 | - | 2 | 9 | 6 | 0.0% | ↔ | 46 |
| | 2016 | 2 | - | - | - | - | - | - | - | - | - | - | - | 2 | -66.7% | ▼ | 2 |
| Domestic and Family - Level 1 | 2015 | 1 | - | 3 | 4 | 3 | 5 | - | 1 | - | 4 | 1 | 1 | 1 | | | 23 |
| Domestic and Family - Level 2 | 2015 | - | 5 | 2 | 3 | 2 | 1 | 3 | 3 | 6 | - | 5 | 2 | 0 | | | 32 |
| | 2016 | 1 | - | - | - | - | - | - | - | - | - | - | - | 1 | 0.0% | ↔ | 1 |
| General Civil - Level 1 | 2015 | 1 | - | - | - | 1 | - | 1 | - | 1 | - | - | 3 | 1 | | | 7 |
| General Civil - Level 2 | 2015 | 1 | 1 | 4 | 1 | 3 | 5 | 3 | 2 | 2 | 2 | 2 | 3 | 1 | | | 29 |
| | 2016 | 5 | - | - | - | - | - | - | - | - | - | - | - | 5 | 400.0% | ▲ | 5 |
| General Civil - Level 3 | 2015 | 2 | 5 | 2 | 3 | 4 | 2 | 3 | 1 | 5 | 3 | 5 | 4 | 2 | | | 39 |
| Miscellaneous | 2015 | 54 | 64 | 60 | 64 | 34 | 65 | 50 | 42 | 61 | 86 | 61 | 91 | 54 | | | 732 |
| | 2016 | 118 | - | - | - | - | - | - | - | - | - | - | - | 118 | 118.5% | ▲ | 118 |
| Misdemeanor | 2015 | 12 | 14 | 17 | 20 | 19 | 7 | 7 | 47 | 29 | 8 | 14 | 11 | 12 | | | 205 |
| | 2016 | 7 | - | - | - | - | - | - | - | - | - | - | - | 7 | -41.7% | ▼ | 7 |
| Non-Capital Felonies and Related Matters | 2015 | 64 | 59 | 107 | 34 | 83 | 75 | 46 | 85 | 141 | 54 | 45 | 60 | 64 | | | 853 |
| | 2016 | 39 | - | - | - | - | - | - | - | - | - | - | - | 39 | -39.1% | ▼ | 39 |
| Other | 2015 | 22 | 29 | 61 | 21 | 25 | 45 | 38 | 18 | 36 | 22 | 28 | 159 | 22 | | | 504 |
| | 2016 | 398 | - | - | - | - | - | - | - | - | - | - | - | 398 | 1,709.1% | ▲ | 398 |
| Other Criminally Related Matters | 2015 | 3 | 2 | 3 | 3 | 6 | 1 | 2 | 4 | - | - | 2 | 2 | 3 | | | 28 |
| | 2016 | 2 | - | - | - | - | - | - | - | - | - | - | - | 2 | -33.3% | ▼ | 2 |
| Probates/Wills and Trusts - Le | 2015 | - | - | - | - | - | - | - | - | 1 | - | - | - | 0 | | | 1 |
| Probates/Wills and Trusts - Level 2 | 2015 | - | - | 3 | - | - | 1 | 2 | 2 | 1 | 2 | - | - | 0 | 0.0% | ↔ | 11 |
| | 2016 | 1 | - | - | - | - | - | - | - | - | - | - | - | 1 | 0.0% | ↔ | 1 |
| Protective Orders | 2015 | - | - | - | - | - | - | 1 | - | - | - | - | - | 0 | | | 1 |
| Uncontested Divorce | 2015 | 10 | 8 | 8 | 12 | 7 | 6 | 5 | 9 | 9 | 4 | 5 | 6 | 10 | 0.0% | ↔ | 89 |
| | 2016 | 8 | - | - | - | - | - | - | - | - | - | - | - | 8 | -20.0% | ▼ | 8 |

Court: Washington Circuit

Start/End Date: Jan-15 / Jan-16

2015 Average Month: 288

Jan-Jan 2015: 384

Filings Trending: ▲

Circuit/Court ID: 28

228191


Type of Case: Filings

2016 Average Month:408

Jan-Jan 2016 : 408

Overall AVG. Month: 297

Monthly Summary



Jan 15-Jan 16

Totals

| | 2015 | 2016 |
|----------|-------|------|
| Civil | 609 | 42 |
| Criminal | 1,475 | 192 |
| Other | 1,369 | 174 |
| Total | 3,453 | 408 |

Jan --- Jan Filings

384

2015

408

2016

Jan --- Jan Filings

| | 2015 | 2016 | % Change | Trending |
|----------|------|------|----------|----------|
| Civil | 47 | 42 | -10.6% | ▼ |
| Criminal | 240 | 192 | -20.0% | ▼ |
| Other | 97 | 174 | 79.4% | ▲ |
| Total | 384 | 408 | 6.3% | ▲ |

| | Jan | Feb | Mar | Apr | May | Jun | Jul | Aug | Sep | Oct | Nov | Dec | Thru Jan | % Change | Trending | Total |
|------|-----|-----|-----|-----|-----|-----|-----|-----|-----|-----|-----|-----|----------|----------|----------|-------|
| 2015 | 384 | 188 | 291 | 358 | 193 | 223 | 369 | 194 | 266 | 331 | 227 | 429 | 384 | | | 3,453 |
| 2016 | 408 | - | - | - | - | - | - | - | - | - | - | - | 408 | 6.3% | ▲ | 408 |

| | | <u>Jan</u> | Feb | Mar | Apr | May | Jun | Jul | Aug | Sep | Oct | Nov | Dec | Thru Jan | % Change | Trending | Total |
|--|------|------------|-----|-----|-----|-----|-----|-----|-----|-----|-----|-----|-----|----------|----------|----------|-------|
| Administrative Law | 2015 | - | - | - | - | - | 1 | - | 3 | - | - | - | - | 0 | | | 4 |
| Contested Divorce | 2015 | 6 | 3 | 4 | 2 | 4 | 5 | 6 | 2 | 9 | 3 | 4 | 1 | 6 | 0.0% | ↔ | 49 |
| | 2016 | 6 | - | - | - | - | - | - | - | - | - | - | - | 6 | 0.0% | ↔ | 6 |
| Domestic and Family - Level 1 | 2015 | - | 3 | 9 | 5 | 3 | 2 | 3 | 2 | - | 7 | 1 | - | 0 | | | 35 |
| | 2016 | 2 | - | - | - | - | - | - | - | - | - | - | - | 2 | 0.0% | ↔ | 2 |
| Domestic and Family - Level 2 | 2015 | 3 | 2 | 1 | 5 | 4 | 4 | 4 | 2 | - | 2 | 4 | 1 | 3 | | | 32 |
| General Civil - Level 1 | 2015 | 2 | - | 1 | - | 1 | 1 | - | - | 1 | 2 | 1 | - | 2 | | | 9 |
| | 2016 | 1 | - | - | - | - | - | - | - | - | - | - | - | 1 | -50.0% | ▼ | 1 |
| General Civil - Level 2 | 2015 | 9 | 4 | 4 | 6 | 6 | 6 | 10 | 4 | 7 | 7 | 3 | 5 | 9 | | | 71 |
| | 2016 | 1 | - | - | - | - | - | - | - | - | - | - | - | 1 | -88.9% | ▼ | 1 |
| General Civil - Level 3 | 2015 | 6 | 9 | 6 | 6 | 5 | 6 | 4 | 6 | 4 | 5 | 4 | 5 | 6 | | | 66 |
| | 2016 | 4 | - | - | - | - | - | - | - | - | - | - | - | 4 | -33.3% | ▼ | 4 |
| Miscellaneous | 2015 | 103 | 85 | 133 | 102 | 88 | 92 | 133 | 113 | 132 | 132 | 123 | 306 | 103 | | | 1,542 |
| | 2016 | 184 | - | - | - | - | - | - | - | - | - | - | - | 184 | 78.6% | ▲ | 184 |
| Misdemeanor | 2015 | 22 | 5 | 11 | 32 | 9 | 11 | 20 | 20 | 13 | 22 | 9 | 17 | 22 | | | 191 |
| | 2016 | 37 | - | - | - | - | - | - | - | - | - | - | - | 37 | 68.2% | ▲ | 37 |
| Non-Capital Felonies and Related Matters | 2015 | 203 | 47 | 92 | 170 | 56 | 68 | 171 | 28 | 77 | 132 | 69 | 82 | 203 | | | 1,195 |
| | 2016 | 149 | - | - | - | - | - | - | - | - | - | - | - | 149 | -26.6% | ▼ | 149 |
| Other | 2015 | 2 | 1 | 5 | - | 2 | 1 | - | - | - | - | - | - | 2 | | | 11 |
| | 2016 | 1 | - | - | - | - | - | - | - | - | - | - | - | 1 | -50.0% | ▼ | 1 |
| Other Criminally Related Matters | 2015 | 15 | 12 | 3 | 15 | - | 11 | 5 | 1 | 8 | 14 | 3 | 3 | 15 | | | 90 |
| | 2016 | 6 | - | - | - | - | - | - | - | - | - | - | - | 6 | -60.0% | ▼ | 6 |
| Probates/Wills and Trusts - Le | 2015 | - | - | - | - | - | - | 1 | 1 | - | - | - | - | 0 | | | 2 |
| Probates/Wills and Trusts - Level 2 | 2015 | 1 | 1 | 1 | - | 3 | - | - | 1 | 2 | - | - | 1 | 1 | 0.0% | ↔ | 10 |
| | 2016 | 2 | - | - | - | - | - | - | - | - | - | - | - | 2 | 100.0% | ▲ | 2 |
| Protective Orders | 2015 | - | 1 | - | 1 | - | - | 1 | - | - | - | - | - | 0 | | | 3 |
| | 2016 | 1 | - | - | - | - | - | - | - | - | - | - | - | 1 | 0.0% | ↔ | 1 |
| Uncontested Divorce | 2015 | 12 | 15 | 21 | 14 | 12 | 15 | 11 | 11 | 13 | 5 | 6 | 8 | 12 | | | 143 |
| | 2016 | 14 | - | - | - | - | - | - | - | - | - | - | - | 14 | 16.7% | ▲ | 14 |

Court: Bristol Circuit

Start/End Date: Jan-15 / Jan-16

2015 Average Month: 174

Jan-Jan 2015: 124

Filings Trending: ▲

Circuit/Court ID: 28

228520


Type of Case: Filings

2016 Average Month:213

Jan-Jan 2016 : 213

Overall AVG. Month: 177

Monthly Summary

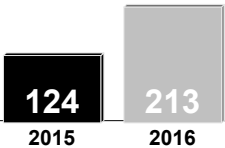


Jan 15-Jan 16

Totals

| | 2015 | 2016 |
|----------|-------|------|
| Civil | 349 | 38 |
| Criminal | 1,190 | 108 |
| Other | 550 | 67 |
| Total | 2,089 | 213 |

Jan --- Jan Filings



124 2015 213 2016

Jan --- Jan Filings

| | 2015 | 2016 | % Change | Trending |
|----------|------|------|----------|----------|
| Civil | 23 | 38 | 65.2% | ▲ |
| Criminal | 61 | 108 | 77.0% | ▲ |
| Other | 40 | 67 | 67.5% | ▲ |
| Total | 124 | 213 | 71.8% | ▲ |

| | Jan | Feb | Mar | Apr | May | Jun | Jul | Aug | Sep | Oct | Nov | Dec | Thru Jan | % Change | Trending | Total |
|------|-----|-----|-----|-----|-----|-----|-----|-----|-----|-----|-----|-----|----------|----------|----------|-------|
| 2015 | 124 | 224 | 163 | 161 | 285 | 168 | 129 | 159 | 179 | 179 | 161 | 157 | 124 | | | 2,089 |
| 2016 | 213 | - | - | - | - | - | - | - | - | - | - | - | 213 | 71.8% | ▲ | 213 |

| | | Jan | Feb | Mar | Apr | May | Jun | Jul | Aug | Sep | Oct | Nov | Dec | Thru Jan | % Change | Trending | Total |
|--|------|-----|-----|-----|-----|-----|-----|-----|-----|-----|-----|-----|-----|----------|----------|----------|-------|
| Administrative Law | 2015 | - | - | 1 | 2 | - | - | - | - | - | - | - | - | 0 | | | 3 |
| Contested Divorce | 2015 | 5 | 1 | 6 | 1 | 2 | 2 | 3 | 2 | 2 | 3 | 5 | 2 | 5 | 0.0% | ↔ | 34 |
| | 2016 | 1 | - | - | - | - | - | - | - | - | - | - | - | 1 | -80.0% | ▼ | 1 |
| Domestic and Family - Level 1 | 2015 | 1 | 2 | - | - | 1 | 5 | 1 | 7 | - | - | 4 | - | 1 | | | 21 |
| | 2016 | 8 | - | - | - | - | - | - | - | - | - | - | - | 8 | 700.0% | ▲ | 8 |
| Domestic and Family - Level 2 | 2015 | 1 | - | - | 3 | 1 | 1 | - | 1 | - | - | 1 | 1 | 1 | | | 9 |
| | 2016 | 1 | - | - | - | - | - | - | - | - | - | - | - | 1 | 0.0% | ↔ | 1 |
| General Civil - Level 1 | 2015 | - | - | - | 1 | - | 1 | - | 1 | - | - | - | - | 0 | | | 3 |
| General Civil - Level 2 | 2015 | 1 | 5 | 4 | 5 | 4 | - | 4 | 4 | 5 | 1 | 2 | 3 | 1 | 0.0% | ↔ | 38 |
| | 2016 | 4 | - | - | - | - | - | - | - | - | - | - | - | 4 | 300.0% | ▲ | 4 |
| General Civil - Level 3 | 2015 | 1 | 1 | 2 | 4 | 1 | 1 | 1 | - | 2 | 2 | 2 | - | 1 | | | 17 |
| | 2016 | 1 | - | - | - | - | - | - | - | - | - | - | - | 1 | 0.0% | ↔ | 1 |
| Miscellaneous | 2015 | 35 | 28 | 33 | 29 | 31 | 42 | 37 | 33 | 36 | 40 | 47 | 49 | 35 | | | 440 |
| | 2016 | 64 | - | - | - | - | - | - | - | - | - | - | - | 64 | 82.9% | ▲ | 64 |
| Misdemeanor | 2015 | 7 | 8 | 25 | 5 | 15 | 6 | 12 | 6 | 23 | 17 | 13 | 7 | 7 | | | 144 |
| | 2016 | 34 | - | - | - | - | - | - | - | - | - | - | - | 34 | 385.7% | ▲ | 34 |
| Non-Capital Felonies and Related Matters | 2015 | 51 | 114 | 62 | 85 | 194 | 79 | 51 | 76 | 95 | 91 | 53 | 78 | 51 | | | 1,029 |
| | 2016 | 72 | - | - | - | - | - | - | - | - | - | - | - | 72 | 41.2% | ▲ | 72 |
| Other | 2015 | 17 | 60 | 18 | 14 | 25 | 25 | 13 | 26 | 12 | 15 | 26 | 14 | 17 | | | 265 |
| | 2016 | 21 | - | - | - | - | - | - | - | - | - | - | - | 21 | 23.5% | ▲ | 21 |
| Other Criminally Related Matters | 2015 | 3 | 1 | 1 | 3 | 3 | 1 | 2 | 1 | - | 3 | 1 | 1 | 3 | | | 20 |
| | 2016 | 2 | - | - | - | - | - | - | - | - | - | - | - | 2 | -33.3% | ▼ | 2 |
| Probates/Wills and Trusts - Le | 2015 | - | - | 1 | 1 | - | 1 | - | 1 | - | - | - | - | 0 | | | 4 |
| Protective Orders | 2016 | 1 | - | - | - | - | - | - | - | - | - | - | - | 1 | 0.0% | ↔ | 1 |
| Uncontested Divorce | 2015 | 2 | 4 | 10 | 8 | 8 | 4 | 5 | 1 | 4 | 7 | 7 | 2 | 2 | | | 62 |
| | 2016 | 4 | - | - | - | - | - | - | - | - | - | - | - | 4 | 100.0% | ▲ | 4 |

Court: Buchanan Circuit

Start/End Date: Jan-15 / Jan-16

2015 Average Month: 213

Jan-Jan 2015: 288

Filings Trending: ▲

Circuit/Court ID: 29

229027


Type of Case: Filings

2016 Average Month:323

Jan-Jan 2016 : 323

Overall AVG. Month: 222

Monthly Summary

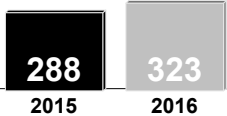


Jan 15-Jan 16

Totals

| | 2015 | 2016 |
|----------|-------|------|
| Civil | 360 | 43 |
| Criminal | 1,571 | 218 |
| Other | 628 | 62 |
| Total | 2,559 | 323 |

Jan --- Jan Filings



Jan --- Jan Filings

| | 2015 | 2016 | % Change | Trending |
|----------|------|------|----------|----------|
| Civil | 18 | 43 | 138.9% | ▲ |
| Criminal | 229 | 218 | -4.8% | ▼ |
| Other | 41 | 62 | 51.2% | ▲ |
| Total | 288 | 323 | 12.2% | ▲ |

| | Jan | Feb | Mar | Apr | May | Jun | Jul | Aug | Sep | Oct | Nov | Dec | Thru Jan | % Change | Trending | Total |
|------|-----|-----|-----|-----|-----|-----|-----|-----|-----|-----|-----|-----|----------|----------|----------|-------|
| 2015 | 288 | 70 | 128 | 375 | 122 | 113 | 248 | 108 | 522 | 259 | 155 | 171 | 288 | | | 2,559 |
| 2016 | 323 | - | - | - | - | - | - | - | - | - | - | - | 323 | 12.2% | ▲ | 323 |

| | | Jan | Feb | Mar | Apr | May | Jun | Jul | Aug | Sep | Oct | Nov | Dec | Thru Jan | % Change | Trending | Total |
|--|------|-----|-----|-----|-----|-----|-----|-----|-----|-----|-----|-----|-----|----------|----------|----------|-------|
| Capital Murder | 2015 | - | - | - | 1 | - | - | - | - | - | - | - | - | 0 | | | 1 |
| Contested Divorce | 2015 | 2 | 3 | 5 | 1 | - | 2 | 6 | - | 3 | 2 | 2 | 1 | 2 | 0.0% | ↔ | 27 |
| | 2016 | 5 | - | - | - | - | - | - | - | - | - | - | - | 5 | 150.0% | ▲ | 5 |
| Domestic and Family - Level 1 | 2015 | 1 | - | 3 | - | 4 | 2 | 2 | 12 | 1 | 9 | 7 | 8 | 1 | | | 49 |
| | 2016 | 11 | - | - | - | - | - | - | - | - | - | - | - | 11 | 1,000.0% | ▲ | 11 |
| Domestic and Family - Level 2 | 2015 | 1 | - | - | 3 | 1 | 3 | 5 | 1 | 2 | - | 1 | 1 | 1 | | | 18 |
| | 2016 | 1 | - | - | - | - | - | - | - | - | - | - | - | 1 | 0.0% | ↔ | 1 |
| General Civil - Level 1 | 2015 | - | 1 | 3 | - | - | 1 | - | - | 1 | - | 1 | - | 0 | | | 7 |
| | 2016 | 1 | - | - | - | - | - | - | - | - | - | - | - | 1 | 0.0% | ↔ | 1 |
| General Civil - Level 2 | 2015 | 5 | 4 | 1 | 6 | 6 | 14 | 11 | 4 | 1 | 8 | 9 | 5 | 5 | | | 74 |
| | 2016 | 4 | - | - | - | - | - | - | - | - | - | - | - | 4 | -20.0% | ▼ | 4 |
| General Civil - Level 3 | 2015 | 1 | - | 1 | 2 | 4 | 5 | 1 | 5 | 2 | 2 | 3 | - | 1 | | | 26 |
| | 2016 | 6 | - | - | - | - | - | - | - | - | - | - | - | 6 | 500.0% | ▲ | 6 |
| Miscellaneous | 2015 | 46 | 40 | 84 | 70 | 48 | 52 | 60 | 40 | 59 | 83 | 59 | 73 | 46 | | | 714 |
| | 2016 | 72 | - | - | - | - | - | - | - | - | - | - | - | 72 | 56.5% | ▲ | 72 |
| Misdemeanor | 2015 | 29 | 4 | 16 | 52 | 14 | 13 | 30 | 20 | 41 | 23 | 9 | 9 | 29 | | | 260 |
| | 2016 | 33 | - | - | - | - | - | - | - | - | - | - | - | 33 | 13.8% | ▲ | 33 |
| Non-Capital Felonies and Related Matters | 2015 | 192 | 13 | 8 | 218 | 39 | 13 | 127 | 20 | 401 | 113 | 56 | 65 | 192 | | | 1,265 |
| | 2016 | 165 | - | - | - | - | - | - | - | - | - | - | - | 165 | -14.1% | ▼ | 165 |
| Other | 2015 | - | - | - | - | - | - | - | 1 | - | 1 | 1 | 1 | 0 | | | 4 |
| Other Criminally Related Matters | 2015 | 8 | - | 1 | 13 | - | 3 | - | 1 | 4 | 11 | 3 | 3 | 8 | 0.0% | ↔ | 47 |
| | 2016 | 20 | - | - | - | - | - | - | - | - | - | - | - | 20 | 150.0% | ▲ | 20 |
| Probates/Wills and Trusts - Le | 2015 | - | - | - | - | - | - | - | - | 1 | - | - | - | 0 | | | 1 |
| Probates/Wills and Trusts - Level 2 | 2015 | 1 | - | 1 | 1 | 1 | - | 1 | - | 1 | 1 | - | 1 | 1 | 0.0% | ↔ | 8 |
| | 2016 | 1 | - | - | - | - | - | - | - | - | - | - | - | 1 | 0.0% | ↔ | 1 |
| Protective Orders | 2015 | - | - | - | - | - | - | - | - | 1 | 1 | - | - | 0 | | | 2 |
| Uncontested Divorce | 2015 | 2 | 5 | 5 | 8 | 5 | 5 | 5 | 4 | 4 | 5 | 4 | 4 | 2 | 0.0% | ↔ | 56 |
| | 2016 | 4 | - | - | - | - | - | - | - | - | - | - | - | 4 | 100.0% | ▲ | 4 |

Court: Dickenson Circuit

Start/End Date: Jan-15 / Jan-16

2015 Average Month: 113

Jan-Jan 2015: 87

Filings Trending: ▼

Circuit/Court ID: 29

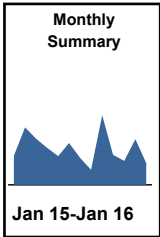
229051

Type of Case: Filings

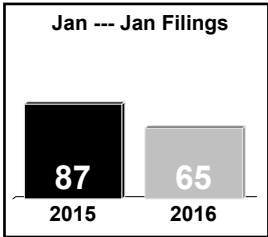
2016 Average Month:65

Jan-Jan 2016 : 65

Overall AVG. Month: 109



| Totals | | |
|----------|-------|------|
| | 2015 | 2016 |
| Civil | 223 | 9 |
| Criminal | 658 | 11 |
| Other | 472 | 45 |
| Total | 1,353 | 65 |



| Jan --- Jan Filings | | | | |
|---------------------|------|------|----------|----------|
| | 2015 | 2016 | % Change | Trending |
| Civil | 16 | 9 | -43.8% | ▼ |
| Criminal | 42 | 11 | -73.8% | ▼ |
| Other | 29 | 45 | 55.2% | ▲ |
| Total | 87 | 65 | -25.3% | ▼ |

| | Jan | Feb | Mar | Apr | May | Jun | Jul | Aug | Sep | Oct | Nov | Dec | Thru Jan | % Change | Trending | Total |
|------|-----|-----|-----|-----|-----|-----|-----|-----|-----|-----|-----|-----|----------|----------|----------|-------|
| 2015 | 87 | 172 | 139 | 111 | 86 | 125 | 80 | 45 | 209 | 90 | 72 | 137 | 87 | | | 1,353 |
| 2016 | 65 | - | - | - | - | - | - | - | - | - | - | - | 65 | -25.3% | ▼ | 65 |

| | | Jan | Feb | Mar | Apr | May | Jun | Jul | Aug | Sep | Oct | Nov | Dec | Thru Jan | % Change | Trending | Total |
|--|------|-----|-----|-----|-----|-----|-----|-----|-----|-----|-----|-----|-----|----------|----------|----------|-------|
| Administrative Law | 2015 | - | - | - | - | - | - | - | - | - | - | - | 1 | 0 | | | 1 |
| Contested Divorce | 2015 | - | 1 | 2 | 2 | 2 | 1 | 2 | 2 | 3 | 3 | 1 | 2 | 0 | 0.0% | ↔ | 21 |
| Domestic and Family - Level 1 | 2015 | 1 | - | 2 | 3 | - | 1 | 11 | 1 | - | - | - | 3 | 1 | 0.0% | ↔ | 22 |
| Domestic and Family - Level 2 | 2015 | 3 | 2 | 5 | 1 | 3 | 3 | 1 | 1 | 1 | 4 | 4 | 3 | 3 | | | 31 |
| General Civil - Level 2 | 2015 | - | - | 4 | 2 | 2 | 2 | 3 | 2 | 3 | 2 | 1 | 4 | 0 | | | 25 |
| | 2016 | 1 | - | - | - | - | - | - | - | - | - | - | - | 1 | 0.0% | ↔ | 1 |
| General Civil - Level 3 | 2015 | - | 1 | 3 | - | - | - | 2 | - | 2 | 1 | 1 | - | 0 | | | 10 |
| | 2016 | 2 | - | - | - | - | - | - | - | - | - | - | - | 2 | 0.0% | ↔ | 2 |
| Miscellaneous | 2015 | 30 | 25 | 38 | 50 | 27 | 41 | 33 | 19 | 24 | 36 | 34 | 46 | 30 | | | 403 |
| | 2016 | 38 | - | - | - | - | - | - | - | - | - | - | - | 38 | 26.7% | ▲ | 38 |
| Misdemeanor | 2015 | 8 | 1 | 12 | 14 | 1 | 23 | 2 | 2 | 6 | 4 | 6 | 5 | 8 | | | 84 |
| Non-Capital Felonies and Related Matters | 2015 | 34 | 122 | 55 | 30 | 34 | 36 | 13 | 2 | 150 | 22 | 15 | 61 | 34 | | | 574 |
| | 2016 | 11 | - | - | - | - | - | - | - | - | - | - | - | 11 | -67.6% | ▼ | 11 |
| Other | 2015 | 3 | 16 | 12 | 4 | 11 | 13 | 8 | 10 | 13 | 10 | 6 | 10 | 3 | | | 116 |
| | 2016 | 9 | - | - | - | - | - | - | - | - | - | - | - | 9 | 200.0% | ▲ | 9 |
| Probates/Wills and Trusts - Le | 2015 | - | - | - | - | - | - | 1 | - | - | - | - | - | 0 | | | 1 |
| Probates/Wills and Trusts - Le | 2015 | 1 | - | 2 | - | - | - | 2 | 2 | - | - | - | 2 | 1 | 0.0% | ↔ | 9 |
| Protective Orders | 2015 | 1 | - | - | - | - | - | - | - | - | - | - | - | 1 | | | 1 |
| Uncontested Divorce | 2015 | 6 | 4 | 4 | 5 | 6 | 5 | 2 | 4 | 7 | 8 | 4 | - | 6 | | | 55 |
| | 2016 | 4 | - | - | - | - | - | - | - | - | - | - | - | 4 | -33.3% | ▼ | 4 |

Court: Russell Circuit

Start/End Date: Jan-15 / Jan-16

2015 Average Month: 241

Jan-Jan 2015: 221

Filings Trending: ▲

Circuit/Court ID: 29

229167

Type of Case: Filings

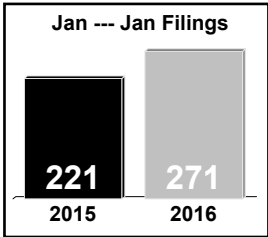
2016 Average Month:271

Jan-Jan 2016 : 271

Overall AVG. Month: 243



| Totals | | |
|----------|-------|------|
| | 2015 | 2016 |
| Civil | 455 | 27 |
| Criminal | 1,338 | 90 |
| Other | 1,100 | 154 |
| Total | 2,893 | 271 |



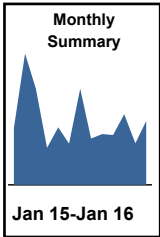
| Jan --- Jan Filings | | | | |
|---------------------|------|------|----------|----------|
| | 2015 | 2016 | % Change | Trending |
| Civil | 53 | 27 | -49.1% | ▼ |
| Criminal | 102 | 90 | -11.8% | ▼ |
| Other | 66 | 154 | 133.3% | ▲ |
| Total | 221 | 271 | 22.6% | ▲ |

| | Jan | Feb | Mar | Apr | May | Jun | Jul | Aug | Sep | Oct | Nov | Dec | Thru Jan | % Change | Trending | Total |
|------|-----|-----|-----|-----|-----|-----|-----|-----|-----|-----|-----|-----|----------|----------|----------|-------|
| 2015 | 221 | 244 | 200 | 229 | 326 | 160 | 162 | 230 | 236 | 188 | 298 | 399 | 221 | | | 2,893 |
| 2016 | 271 | - | - | - | - | - | - | - | - | - | - | - | 271 | 22.6% | ▲ | 271 |

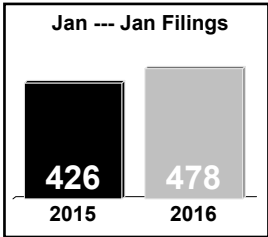
| | | Jan | Feb | Mar | Apr | May | Jun | Jul | Aug | Sep | Oct | Nov | Dec | Thru Jan | % Change | Trending | Total |
|--|------|-----|-----|-----|-----|-----|-----|-----|-----|-----|-----|-----|-----|----------|----------|----------|-------|
| Administrative Law | 2015 | - | - | 1 | 1 | - | - | - | 1 | - | 1 | - | - | 0 | | | 4 |
| Contested Divorce | 2015 | 3 | 8 | 5 | 8 | 4 | 4 | 1 | 4 | 4 | 2 | 5 | 4 | 3 | 0.0% | ↔ | 52 |
| | 2016 | 5 | - | - | - | - | - | - | - | - | - | - | - | 5 | 66.7% | ▲ | 5 |
| Domestic and Family - Level 1 | 2015 | 10 | 7 | - | 6 | - | - | 10 | 3 | - | 3 | 1 | 3 | 10 | | | 43 |
| Domestic and Family - Level 2 | 2015 | 1 | 1 | 3 | 5 | 2 | 6 | 2 | 1 | 5 | 3 | - | 1 | 1 | | | 30 |
| | 2016 | 1 | - | - | - | - | - | - | - | - | - | - | - | 1 | 0.0% | ↔ | 1 |
| General Civil - Level 1 | 2015 | - | - | - | 1 | 2 | 3 | - | - | - | - | 1 | - | 0 | | | 7 |
| | 2016 | 1 | - | - | - | - | - | - | - | - | - | - | - | 1 | 0.0% | ↔ | 1 |
| General Civil - Level 2 | 2015 | 7 | 3 | 3 | 4 | 9 | 2 | 2 | 7 | 6 | 9 | 4 | 5 | 7 | | | 61 |
| | 2016 | 8 | - | - | - | - | - | - | - | - | - | - | - | 8 | 14.3% | ▲ | 8 |
| General Civil - Level 3 | 2015 | 4 | 1 | - | 3 | 3 | 2 | 4 | 1 | 10 | 5 | 8 | 8 | 4 | | | 49 |
| | 2016 | 6 | - | - | - | - | - | - | - | - | - | - | - | 6 | 50.0% | ▲ | 6 |
| Miscellaneous | 2015 | 60 | 58 | 47 | 67 | 53 | 52 | 56 | 51 | 75 | 74 | 67 | 139 | 60 | | | 799 |
| | 2016 | 108 | - | - | - | - | - | - | - | - | - | - | - | 108 | 80.0% | ▲ | 108 |
| Misdemeanor | 2015 | 20 | 20 | 20 | 9 | 43 | 3 | 11 | 19 | 11 | 8 | 20 | 58 | 20 | | | 242 |
| | 2016 | 7 | - | - | - | - | - | - | - | - | - | - | - | 7 | -65.0% | ▼ | 7 |
| Non-Capital Felonies and Related Matters | 2015 | 80 | 121 | 65 | 79 | 157 | 43 | 45 | 115 | 64 | 47 | 122 | 127 | 80 | | | 1,065 |
| | 2016 | 80 | - | - | - | - | - | - | - | - | - | - | - | 80 | 0.0% | ↔ | 80 |
| Other | 2015 | 17 | 12 | 40 | 36 | 44 | 32 | 18 | 16 | 46 | 23 | 49 | 45 | 17 | | | 378 |
| | 2016 | 48 | - | - | - | - | - | - | - | - | - | - | - | 48 | 182.4% | ▲ | 48 |
| Other Criminally Related Matters | 2015 | 2 | 3 | 7 | 1 | - | 2 | 3 | 1 | 6 | 4 | 3 | - | 2 | | | 32 |
| | 2016 | 3 | - | - | - | - | - | - | - | - | - | - | - | 3 | 50.0% | ▲ | 3 |
| Probates/Wills and Trusts - Le | 2015 | - | - | - | - | 1 | - | - | - | - | - | - | - | 0 | | | 1 |
| Probates/Wills and Trusts - Level 2 | 2015 | 2 | 1 | 1 | 3 | 3 | - | 1 | 2 | - | - | 2 | - | 2 | 0.0% | ↔ | 15 |
| | 2016 | 1 | - | - | - | - | - | - | - | - | - | - | - | 1 | -50.0% | ▼ | 1 |
| Protective Orders | 2015 | - | - | - | - | - | - | - | - | - | - | 3 | 1 | 0 | | | 4 |
| Uncontested Divorce | 2015 | 15 | 9 | 8 | 6 | 5 | 11 | 9 | 9 | 9 | 9 | 13 | 8 | 15 | 0.0% | ↔ | 111 |
| | 2016 | 3 | - | - | - | - | - | - | - | - | - | - | - | 3 | -80.0% | ▼ | 3 |

Court: Tazewell Circuit
Start/End Date: Jan-15 / Jan-16
2015 Average Month: 484
Jan-Jan 2015: 426
Filings Trending: ▲

Circuit/Court ID: 29
229185
Type of Case: Filings
2016 Average Month:478
Jan-Jan 2016 : 478
Overall AVG. Month: 484



| Totals | | |
|----------|-------|------|
| | 2015 | 2016 |
| Civil | 615 | 46 |
| Criminal | 3,962 | 271 |
| Other | 1,234 | 161 |
| Total | 5,811 | 478 |



| Jan --- Jan Filings | | | | |
|---------------------|------|------|----------|----------|
| | 2015 | 2016 | % Change | Trending |
| Civil | 46 | 46 | - | ↔ |
| Criminal | 263 | 271 | 3.0% | ▲ |
| Other | 117 | 161 | 37.6% | ▲ |
| Total | 426 | 478 | 12.2% | ▲ |

| | Jan | Feb | Mar | Apr | May | Jun | Jul | Aug | Sep | Oct | Nov | Dec | Thru Jan | % Change | Trending | Total |
|------|-----|-----|-----|-----|-----|-----|-----|-----|-----|-----|-----|-----|----------|----------|----------|-------|
| 2015 | 426 | 985 | 721 | 277 | 430 | 308 | 721 | 348 | 380 | 374 | 529 | 312 | 426 | | | 5,811 |
| 2016 | 478 | - | - | - | - | - | - | - | - | - | - | - | 478 | 12.2% | ▲ | 478 |

| | | Jan | Feb | Mar | Apr | May | Jun | Jul | Aug | Sep | Oct | Nov | Dec | Thru Jan | % Change | Trending | Total |
|--|------|-----|-----|-----|-----|-----|-----|-----|-----|-----|-----|-----|-----|----------|----------|----------|-------|
| Administrative Law | 2015 | - | - | - | - | - | - | 2 | 2 | - | - | 1 | 2 | 0 | | | 7 |
| | 2016 | 1 | - | - | - | - | - | - | - | - | - | - | - | 1 | 0.0% | ↔ | 1 |
| Capital Murder | 2015 | - | - | - | - | - | - | - | - | - | 1 | - | - | 0 | | | 1 |
| | 2016 | 5 | 8 | 5 | 10 | 1 | 4 | 4 | 9 | 7 | 12 | 4 | 5 | 5 | 0.0% | ↔ | 74 |
| Contested Divorce | 2015 | 8 | - | - | - | - | - | - | - | - | - | - | - | 8 | 60.0% | ▲ | 8 |
| | 2016 | 1 | 6 | 24 | 4 | 1 | 2 | 2 | 1 | 7 | 13 | 3 | 2 | 1 | | | 66 |
| Domestic and Family - Level 1 | 2015 | 2 | - | - | - | - | - | - | - | - | - | - | - | 2 | 100.0% | ▲ | 2 |
| | 2016 | 4 | 2 | 3 | 1 | 5 | 4 | 5 | 3 | 1 | 1 | 5 | 1 | 4 | | | 35 |
| Domestic and Family - Level 2 | 2015 | 2 | - | - | - | - | - | - | - | - | - | - | - | 2 | -50.0% | ▼ | 2 |
| | 2016 | - | 1 | 1 | 1 | 1 | - | - | 1 | 1 | - | 1 | - | 0 | | | 7 |
| General Civil - Level 1 | 2015 | 10 | 3 | 6 | 13 | 5 | 5 | 7 | 5 | 2 | 6 | 6 | 4 | 10 | 0.0% | ↔ | 72 |
| | 2016 | 4 | - | - | - | - | - | - | - | - | - | - | - | 4 | -60.0% | ▼ | 4 |
| General Civil - Level 2 | 2015 | - | 3 | - | 1 | - | 6 | 5 | 4 | 5 | 1 | 6 | 2 | 0 | | | 33 |
| | 2016 | 5 | - | - | - | - | - | - | - | - | - | - | - | 5 | 0.0% | ↔ | 5 |
| General Civil - Level 3 | 2015 | 124 | 111 | 155 | 98 | 74 | 84 | 76 | 100 | 97 | 124 | 99 | 148 | 124 | | | 1,290 |
| | 2016 | 164 | - | - | - | - | - | - | - | - | - | - | - | 164 | 32.3% | ▲ | 164 |
| Miscellaneous | 2015 | 73 | 54 | 124 | 32 | 86 | 35 | 142 | 62 | 45 | 26 | 98 | 17 | 73 | | | 794 |
| | 2016 | 83 | - | - | - | - | - | - | - | - | - | - | - | 83 | 13.7% | ▲ | 83 |
| Misdemeanor | 2015 | 185 | 770 | 374 | 93 | 243 | 143 | 451 | 138 | 198 | 161 | 278 | 100 | 185 | | | 3,134 |
| | 2016 | 186 | - | - | - | - | - | - | - | - | - | - | - | 186 | 0.5% | ▲ | 186 |
| Non-Capital Felonies and Related Matters | 2015 | 3 | 10 | 7 | 5 | 3 | 11 | 6 | 11 | 5 | 4 | 8 | 15 | 3 | | | 88 |
| | 2016 | 5 | - | - | - | - | - | - | - | - | - | - | - | 5 | 66.7% | ▲ | 5 |
| Other | 2015 | 5 | 5 | 2 | 2 | 1 | - | 4 | 2 | 3 | 3 | 7 | 1 | 5 | | | 35 |
| | 2016 | 2 | - | - | - | - | - | - | - | - | - | - | - | 2 | -60.0% | ▼ | 2 |
| Other Criminally Related Matters | 2015 | - | - | - | - | - | 1 | 1 | - | - | - | 1 | 1 | 0 | | | 4 |
| | 2016 | 4 | 3 | 5 | 6 | 1 | 1 | 3 | 1 | - | 6 | 1 | - | 4 | 0.0% | ↔ | 31 |
| Probates/Wills and Trusts - Level 2 | 2015 | 4 | - | - | - | - | - | - | - | - | - | - | - | 4 | 0.0% | ↔ | 4 |
| | 2016 | 12 | 9 | 15 | 11 | 9 | 12 | 13 | 9 | 9 | 16 | 11 | 14 | 12 | | | 140 |
| Uncontested Divorce | 2015 | 12 | - | - | - | - | - | - | - | - | - | - | - | 12 | 0.0% | ↔ | 12 |
| | 2016 | 12 | - | - | - | - | - | - | - | - | - | - | - | 12 | 0.0% | ↔ | 12 |

Court: Lee Circuit

Start/End Date: Jan-15 / Jan-16

2015 Average Month: 195

Jan-Jan 2015: 148

Filings Trending: ▲

Circuit/Court ID: 30

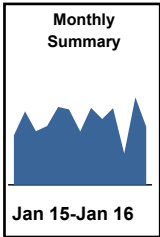
230105

Type of Case: Filings

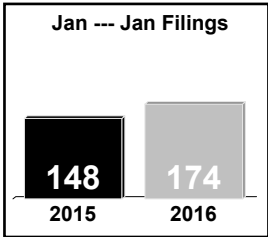
2016 Average Month:174

Jan-Jan 2016 : 174

Overall AVG. Month: 193



| Totals | | |
|----------|-------|------|
| | 2015 | 2016 |
| Civil | 345 | 20 |
| Criminal | 1,450 | 99 |
| Other | 545 | 55 |
| Total | 2,340 | 174 |



| Jan --- Jan Filings | | | | |
|---------------------|------|------|----------|----------|
| | 2015 | 2016 | % Change | Trending |
| Civil | 31 | 20 | -35.5% | ▼ |
| Criminal | 72 | 99 | 37.5% | ▲ |
| Other | 45 | 55 | 22.2% | ▲ |
| Total | 148 | 174 | 17.6% | ▲ |

| | Jan | Feb | Mar | Apr | May | Jun | Jul | Aug | Sep | Oct | Nov | Dec | Thru Jan | % Change | Trending | Total |
|------|-----|-----|-----|-----|-----|-----|-----|-----|-----|-----|-----|-----|----------|----------|----------|-------|
| 2015 | 148 | 220 | 161 | 176 | 234 | 226 | 160 | 231 | 197 | 230 | 94 | 263 | 148 | | | 2,340 |
| 2016 | 174 | - | - | - | - | - | - | - | - | - | - | - | 174 | 17.6% | ▲ | 174 |

| | | Jan | Feb | Mar | Apr | May | Jun | Jul | Aug | Sep | Oct | Nov | Dec | Thru Jan | % Change | Trending | Total |
|--|------|-----|-----|-----|-----|-----|-----|-----|-----|-----|-----|-----|-----|----------|----------|----------|-------|
| Administrative Law | 2016 | 1 | - | - | - | - | - | - | - | - | - | - | - | 1 | | | 1 |
| Contested Divorce | 2015 | 5 | 2 | 3 | 4 | 3 | 2 | 5 | 2 | 1 | 2 | 1 | - | 5 | | | 30 |
| | 2016 | 2 | - | - | - | - | - | - | - | - | - | - | - | 2 | -60.0% | ▼ | 2 |
| Domestic and Family - Level 1 | 2015 | 2 | 7 | 1 | - | 2 | 13 | 4 | 6 | - | - | - | 1 | 2 | | | 36 |
| | 2016 | 1 | - | - | - | - | - | - | - | - | - | - | - | 1 | -50.0% | ▼ | 1 |
| Domestic and Family - Level 2 | 2015 | - | 3 | 2 | 4 | 2 | 2 | 2 | 2 | 4 | 4 | - | 1 | 0 | | | 26 |
| | 2016 | 2 | - | - | - | - | - | - | - | - | - | - | - | 2 | 0.0% | ↔ | 2 |
| General Civil - Level 1 | 2015 | - | - | 1 | 3 | - | 1 | 1 | - | 1 | - | - | 1 | 0 | | | 8 |
| General Civil - Level 2 | 2015 | 4 | 5 | 3 | 4 | 2 | 4 | 1 | 3 | - | 2 | 4 | 4 | 4 | 0.0% | ↔ | 36 |
| | 2016 | 1 | - | - | - | - | - | - | - | - | - | - | - | 1 | -75.0% | ▼ | 1 |
| General Civil - Level 3 | 2015 | 8 | 1 | 1 | 1 | - | - | 1 | 5 | - | 7 | 1 | 4 | 8 | | | 29 |
| | 2016 | 2 | - | - | - | - | - | - | - | - | - | - | - | 2 | -75.0% | ▼ | 2 |
| Miscellaneous | 2015 | 51 | 36 | 50 | 34 | 32 | 46 | 54 | 41 | 66 | 75 | 39 | 106 | 51 | | | 630 |
| | 2016 | 60 | - | - | - | - | - | - | - | - | - | - | - | 60 | 17.6% | ▲ | 60 |
| Misdemeanor | 2015 | 15 | 19 | 23 | 39 | 39 | 42 | 18 | 40 | 37 | 35 | 16 | 37 | 15 | | | 360 |
| | 2016 | 14 | - | - | - | - | - | - | - | - | - | - | - | 14 | -6.7% | ▼ | 14 |
| Non-Capital Felonies and Related Matters | 2015 | 54 | 137 | 52 | 73 | 135 | 98 | 53 | 112 | 59 | 91 | 15 | 84 | 54 | | | 963 |
| | 2016 | 64 | - | - | - | - | - | - | - | - | - | - | - | 64 | 18.5% | ▲ | 64 |
| Other | 2015 | - | - | - | - | 1 | - | - | - | 1 | 1 | - | - | 0 | | | 3 |
| Other Criminally Related Matters | 2015 | 3 | 7 | 13 | 7 | 14 | 11 | 13 | 7 | 20 | 9 | 11 | 12 | 3 | 0.0% | ↔ | 127 |
| | 2016 | 21 | - | - | - | - | - | - | - | - | - | - | - | 21 | 600.0% | ▲ | 21 |
| Probates/Wills and Trusts - Le | 2015 | - | - | - | - | - | - | - | - | - | - | 1 | 1 | 0 | | | 2 |
| Probates/Wills and Trusts - Level 2 | 2015 | - | - | 2 | 1 | 2 | 1 | 2 | 8 | 1 | 1 | 2 | 6 | 0 | 0.0% | ↔ | 26 |
| | 2016 | 2 | - | - | - | - | - | - | - | - | - | - | - | 2 | 0.0% | ↔ | 2 |
| Protective Orders | 2015 | - | - | - | - | - | - | 2 | 1 | - | - | - | - | 0 | | | 3 |
| Uncontested Divorce | 2015 | 6 | 3 | 10 | 6 | 2 | 6 | 4 | 4 | 7 | 3 | 4 | 6 | 6 | 0.0% | ↔ | 61 |
| | 2016 | 4 | - | - | - | - | - | - | - | - | - | - | - | 4 | -33.3% | ▼ | 4 |

Court: Scott Circuit

Start/End Date: Jan-15 / Jan-16

2015 Average Month: 224

Jan-Jan 2015: 110

Filings Trending: ▲

Circuit/Court ID: 30

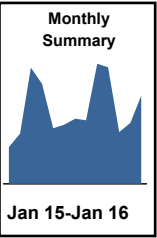
230169

Type of Case: Filings

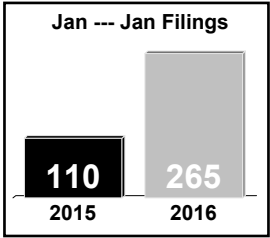
2016 Average Month:265

Jan-Jan 2016 : 265

Overall AVG. Month: 227



| Totals | | |
|----------|-------|------|
| | 2015 | 2016 |
| Civil | 342 | 28 |
| Criminal | 1,736 | 147 |
| Other | 610 | 90 |
| Total | 2,688 | 265 |



| Jan --- Jan Filings | | | | |
|---------------------|------|------|----------|----------|
| | 2015 | 2016 | % Change | Trending |
| Civil | 20 | 28 | 40.0% | ▲ |
| Criminal | 44 | 147 | 234.1% | ▲ |
| Other | 46 | 90 | 95.7% | ▲ |
| Total | 110 | 265 | 140.9% | ▲ |

| | Jan | Feb | Mar | Apr | May | Jun | Jul | Aug | Sep | Oct | Nov | Dec | Thru Jan | % Change | Trending | Total |
|------|-----|-----|-----|-----|-----|-----|-----|-----|-----|-----|-----|-----|----------|----------|----------|-------|
| 2015 | 110 | 150 | 349 | 300 | 167 | 177 | 195 | 191 | 361 | 350 | 155 | 183 | 110 | | | 2,688 |
| 2016 | 265 | - | - | - | - | - | - | - | - | - | - | - | 265 | 140.9% | ▲ | 265 |

| | | Jan | Feb | Mar | Apr | May | Jun | Jul | Aug | Sep | Oct | Nov | Dec | Thru Jan | % Change | Trending | Total |
|--|------|-----|-----|-----|-----|-----|-----|-----|-----|-----|-----|-----|-----|----------|----------|----------|-------|
| Administrative Law | 2015 | - | 1 | - | - | - | - | - | - | 1 | - | - | - | 0 | | | 2 |
| Contested Divorce | 2015 | 5 | 2 | 3 | 4 | 4 | 3 | 6 | 2 | 2 | 3 | 1 | 2 | 5 | 0.0% | ↔ | 37 |
| | 2016 | 4 | - | - | - | - | - | - | - | - | - | - | - | 4 | -20.0% | ▼ | 4 |
| Domestic and Family - Level 1 | 2015 | 1 | 1 | 1 | 2 | - | 6 | - | - | 3 | 1 | 1 | 4 | 1 | | | 20 |
| | 2016 | 4 | - | - | - | - | - | - | - | - | - | - | - | 4 | 300.0% | ▲ | 4 |
| Domestic and Family - Level 2 | 2015 | - | 2 | 3 | 2 | 1 | - | 1 | 3 | 1 | 1 | - | - | 0 | | | 14 |
| General Civil - Level 1 | 2015 | - | - | - | - | - | 1 | 1 | - | - | 1 | 1 | - | 0 | 0.0% | ↔ | 4 |
| General Civil - Level 2 | 2015 | - | 2 | 3 | 4 | 5 | 3 | 6 | 1 | 3 | 1 | 3 | 1 | 0 | 0.0% | ↔ | 32 |
| | 2016 | 4 | - | - | - | - | - | - | - | - | - | - | - | 4 | 0.0% | ↔ | 4 |
| General Civil - Level 3 | 2015 | 3 | 3 | 1 | 2 | 7 | 4 | 4 | 4 | 2 | - | 2 | 1 | 3 | | | 33 |
| | 2016 | 7 | - | - | - | - | - | - | - | - | - | - | - | 7 | 133.3% | ▲ | 7 |
| Miscellaneous | 2015 | 50 | 38 | 87 | 50 | 41 | 43 | 49 | 64 | 41 | 73 | 54 | 119 | 50 | | | 709 |
| | 2016 | 93 | - | - | - | - | - | - | - | - | - | - | - | 93 | 86.0% | ▲ | 93 |
| Misdemeanor | 2015 | 21 | 12 | 63 | 44 | 25 | 48 | 41 | 31 | 39 | 26 | 39 | 17 | 21 | | | 406 |
| | 2016 | 43 | - | - | - | - | - | - | - | - | - | - | - | 43 | 104.8% | ▲ | 43 |
| Non-Capital Felonies and Related Matters | 2015 | 23 | 83 | 170 | 166 | 70 | 52 | 74 | 69 | 254 | 215 | 40 | 18 | 23 | | | 1,234 |
| | 2016 | 98 | - | - | - | - | - | - | - | - | - | - | - | 98 | 326.1% | ▲ | 98 |
| Other | 2015 | - | - | - | 1 | - | - | - | - | - | 1 | - | - | 0 | | | 2 |
| Other Criminally Related Matters | 2015 | - | 1 | 6 | 15 | 5 | 10 | 7 | 7 | 9 | 19 | 6 | 11 | 0 | 0.0% | ↔ | 96 |
| | 2016 | 6 | - | - | - | - | - | - | - | - | - | - | - | 6 | 0.0% | ↔ | 6 |
| Probates/Wills and Trusts - Le | 2015 | - | 1 | - | - | - | - | - | - | - | - | - | - | 0 | | | 1 |
| Probates/Wills and Trusts - Level 2 | 2015 | 1 | - | 2 | 1 | 1 | - | 1 | 4 | - | 2 | 2 | 1 | 1 | 0.0% | ↔ | 15 |
| | 2016 | 1 | - | - | - | - | - | - | - | - | - | - | - | 1 | 0.0% | ↔ | 1 |
| Uncontested Divorce | 2015 | 6 | 4 | 10 | 9 | 8 | 7 | 5 | 6 | 6 | 7 | 6 | 9 | 6 | | | 83 |
| | 2016 | 5 | - | - | - | - | - | - | - | - | - | - | - | 5 | -16.7% | ▼ | 5 |

Court: Wise Circuit

Start/End Date: Jan-15 / Jan-16

2015 Average Month: 383

Jan-Jan 2015: 262

Filings Trending: ▲

Circuit/Court ID: 30

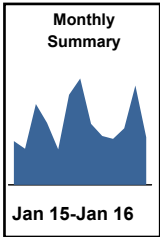
230195

Type of Case: Filings

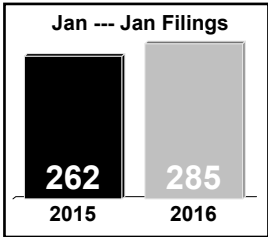
2016 Average Month:285

Jan-Jan 2016 : 285

Overall AVG. Month: 376



| Totals | | |
|----------|-------|------|
| | 2015 | 2016 |
| Civil | 795 | 52 |
| Criminal | 2,892 | 154 |
| Other | 913 | 79 |
| Total | 4,600 | 285 |



| Jan --- Jan Filings | | | | |
|---------------------|------|------|----------|----------|
| | 2015 | 2016 | % Change | Trending |
| Civil | 74 | 52 | -29.7% | ▼ |
| Criminal | 109 | 154 | 41.3% | ▲ |
| Other | 79 | 79 | - | ↔ |
| Total | 262 | 285 | 8.8% | ▲ |

| | Jan | Feb | Mar | Apr | May | Jun | Jul | Aug | Sep | Oct | Nov | Dec | Thru Jan | % Change | Trending | Total |
|------|-----|-----|-----|-----|-----|-----|-----|-----|-----|-----|-----|-----|----------|----------|----------|-------|
| 2015 | 262 | 217 | 485 | 372 | 213 | 540 | 638 | 366 | 294 | 276 | 340 | 597 | 262 | | | 4,600 |
| 2016 | 285 | - | - | - | - | - | - | - | - | - | - | - | 285 | 8.8% | ▲ | 285 |

| | | Jan | Feb | Mar | Apr | May | Jun | Jul | Aug | Sep | Oct | Nov | Dec | Thru Jan | % Change | Trending | Total |
|--|------|-----|-----|-----|-----|-----|-----|-----|-----|-----|-----|-----|-----|----------|----------|----------|-------|
| Administrative Law | 2015 | - | - | 1 | - | 1 | - | - | - | 1 | - | 2 | 2 | 0 | | | 7 |
| | 2016 | 1 | - | - | - | - | - | - | - | - | - | - | - | 1 | 0.0% | ↔ | 1 |
| Capital Murder | 2015 | - | - | - | - | - | - | - | 1 | 1 | - | - | - | 0 | | | 2 |
| | 2016 | 7 | 4 | 9 | 12 | 8 | 5 | 5 | 9 | 7 | 4 | 6 | 6 | 7 | 0.0% | ↔ | 82 |
| Contested Divorce | 2015 | 6 | - | - | - | - | - | - | - | - | - | - | - | 6 | -14.3% | ▼ | 6 |
| | 2016 | 6 | 4 | 2 | 5 | 7 | 6 | 2 | 6 | 1 | 8 | 3 | 8 | 6 | | | 58 |
| Domestic and Family - Level 1 | 2015 | 4 | - | - | - | - | - | - | - | - | - | - | - | 4 | -33.3% | ▼ | 4 |
| | 2016 | 4 | 2 | 6 | 1 | 7 | 3 | 4 | 3 | 7 | 4 | 3 | 2 | 4 | | | 46 |
| Domestic and Family - Level 2 | 2015 | 2 | - | - | - | - | - | - | - | - | - | - | - | 2 | -50.0% | ▼ | 2 |
| | 2016 | 4 | - | - | - | 2 | 1 | 1 | - | 1 | 1 | 1 | 1 | 4 | | | 12 |
| General Civil - Level 1 | 2015 | 13 | 3 | 13 | 6 | 11 | 11 | 17 | 9 | 16 | 12 | 8 | 10 | 13 | | | 129 |
| | 2016 | 4 | - | - | - | - | - | - | - | - | - | - | - | 4 | -69.2% | ▼ | 4 |
| General Civil - Level 2 | 2015 | 2 | 5 | 4 | 1 | 3 | 4 | 6 | 4 | 5 | 3 | 6 | 8 | 2 | | | 51 |
| | 2016 | 5 | - | - | - | - | - | - | - | - | - | - | - | 5 | 150.0% | ▲ | 5 |
| Miscellaneous | 2015 | 91 | 70 | 132 | 101 | 53 | 82 | 45 | 92 | 79 | 92 | 82 | 135 | 91 | | | 1,054 |
| | 2016 | 85 | - | - | - | - | - | - | - | - | - | - | - | 85 | -6.6% | ▼ | 85 |
| Misdemeanor | 2015 | 48 | 30 | 81 | 71 | 36 | 138 | 66 | 79 | 52 | 38 | 73 | 145 | 48 | | | 857 |
| | 2016 | 42 | - | - | - | - | - | - | - | - | - | - | - | 42 | -12.5% | ▼ | 42 |
| Non-Capital Felonies and Related Matters | 2015 | 57 | 56 | 213 | 146 | 57 | 245 | 453 | 125 | 97 | 92 | 130 | 264 | 57 | | | 1,935 |
| | 2016 | 101 | - | - | - | - | - | - | - | - | - | - | - | 101 | 77.2% | ▲ | 101 |
| Other | 2015 | 3 | 2 | - | 3 | 3 | 4 | 3 | 10 | 2 | 4 | 1 | 1 | 3 | | | 36 |
| | 2016 | 5 | - | - | - | - | - | - | - | - | - | - | - | 5 | 66.7% | ▲ | 5 |
| Other Criminally Related Matters | 2015 | 4 | 18 | 6 | 10 | 9 | 16 | 9 | 10 | 11 | - | 6 | 4 | 4 | | | 103 |
| | 2016 | 11 | - | - | - | - | - | - | - | - | - | - | - | 11 | 175.0% | ▲ | 11 |
| Probates/Wills and Trusts - Le | 2016 | 1 | - | - | - | - | - | - | - | - | - | - | - | 1 | | | 1 |
| Probates/Wills and Trusts - Level 2 | 2015 | 1 | 4 | 1 | 1 | - | 3 | 2 | 2 | 2 | 1 | 1 | 3 | 1 | | | 21 |
| | 2016 | 5 | - | - | - | - | - | - | - | - | - | - | - | 5 | 400.0% | ▲ | 5 |
| Uncontested Divorce | 2015 | 22 | 19 | 17 | 15 | 16 | 22 | 25 | 16 | 12 | 17 | 18 | 8 | 22 | | | 207 |
| | 2016 | 13 | - | - | - | - | - | - | - | - | - | - | - | 13 | -40.9% | ▼ | 13 |

Court: Prince William Circuit

Start/End Date: Jan-15 / Jan-16

2015 Average Month: 1,456

Jan-Jan 2015: 1,393

Filings Trending: ↔

Circuit/Court ID: 31

231153


Type of Case: Filings

2016 Average Month: 1,382

Jan-Jan 2016 : 1,382

Overall AVG. Month: 1,450

Monthly Summary

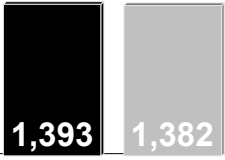


Jan 15-Jan 16

Totals

| | 2015 | 2016 |
|----------|--------|-------|
| Civil | 5,212 | 323 |
| Criminal | 5,521 | 365 |
| Other | 6,736 | 694 |
| Total | 17,469 | 1,382 |

Jan --- Jan Filings



1,393 2015 1,382 2016

Jan --- Jan Filings

| | 2015 | 2016 | % Change | Trending |
|----------|-------|-------|----------|----------|
| Civil | 411 | 323 | -21.4% | ▼ |
| Criminal | 472 | 365 | -22.7% | ▼ |
| Other | 510 | 694 | 36.1% | ▲ |
| Total | 1,393 | 1,382 | -0.8% | ▼ |

| | Jan | Feb | Mar | Apr | May | Jun | Jul | Aug | Sep | Oct | Nov | Dec | Thru Jan | % Change | Trending | Total |
|------|-------|-------|-------|-------|-------|-------|-------|-------|-------|-------|-------|-------|----------|----------|----------|--------|
| 2015 | 1,393 | 1,258 | 1,505 | 1,443 | 1,307 | 1,435 | 1,521 | 1,371 | 1,298 | 1,420 | 1,519 | 1,999 | 1,393 | | | 17,469 |
| 2016 | 1,382 | - | - | - | - | - | - | - | - | - | - | - | 1,382 | -0.8% | ▼ | 1,382 |

| | | Jan | Feb | Mar | Apr | May | Jun | Jul | Aug | Sep | Oct | Nov | Dec | Thru Jan | % Change | Trending | Total |
|--|------|-----|-----|-----|-----|-----|-----|-----|-----|-----|-----|-----|-------|----------|----------|----------|-------|
| Administrative Law | 2015 | 3 | 1 | 1 | - | - | - | - | - | - | - | 2 | - | 3 | | | 7 |
| | 2016 | 3 | - | - | - | - | - | - | - | - | - | - | - | 3 | 0.0% | ↔ | 3 |
| Contested Divorce | 2015 | 31 | 45 | 38 | 38 | 42 | 29 | 36 | 42 | 22 | 32 | 36 | 29 | 31 | | | 420 |
| | 2016 | 18 | - | - | - | - | - | - | - | - | - | - | - | 18 | -41.9% | ▼ | 18 |
| Domestic and Family - Level 1 | 2015 | 13 | 23 | 15 | 28 | 20 | 17 | 19 | 16 | 15 | 20 | 26 | 22 | 13 | | | 234 |
| | 2016 | 20 | - | - | - | - | - | - | - | - | - | - | - | 20 | 53.8% | ▲ | 20 |
| Domestic and Family - Level 2 | 2015 | 44 | 29 | 28 | 12 | 7 | 15 | 9 | 42 | 14 | 28 | 10 | 13 | 44 | | | 251 |
| | 2016 | 6 | - | - | - | - | - | - | - | - | - | - | - | 6 | -86.4% | ▼ | 6 |
| General Civil - Level 1 | 2015 | 5 | - | - | 4 | 8 | 2 | 1 | 3 | 3 | 2 | 2 | 1 | 5 | | | 31 |
| | 2016 | 2 | - | - | - | - | - | - | - | - | - | - | - | 2 | -60.0% | ▼ | 2 |
| General Civil - Level 2 | 2015 | 72 | 65 | 70 | 97 | 73 | 91 | 90 | 63 | 63 | 64 | 49 | 69 | 72 | | | 866 |
| | 2016 | 57 | - | - | - | - | - | - | - | - | - | - | - | 57 | -20.8% | ▼ | 57 |
| General Civil - Level 3 | 2015 | 21 | 30 | 34 | 28 | 27 | 28 | 34 | 26 | 41 | 28 | 27 | 34 | 21 | | | 358 |
| | 2016 | 23 | - | - | - | - | - | - | - | - | - | - | - | 23 | 9.5% | ▲ | 23 |
| Miscellaneous | 2015 | 576 | 528 | 658 | 625 | 475 | 551 | 616 | 573 | 574 | 583 | 651 | 1,176 | 576 | | | 7,586 |
| | 2016 | 746 | - | - | - | - | - | - | - | - | - | - | - | 746 | 29.5% | ▲ | 746 |
| Misdemeanor | 2015 | 109 | 83 | 98 | 67 | 106 | 92 | 141 | 131 | 114 | 126 | 152 | 127 | 109 | | | 1,346 |
| | 2016 | 104 | - | - | - | - | - | - | - | - | - | - | - | 104 | -4.6% | ▼ | 104 |
| Non-Capital Felonies and Related Matters | 2015 | 286 | 238 | 300 | 280 | 217 | 274 | 296 | 258 | 242 | 319 | 350 | 254 | 286 | | | 3,314 |
| | 2016 | 185 | - | - | - | - | - | - | - | - | - | - | - | 185 | -35.3% | ▼ | 185 |
| Other | 2015 | 74 | 72 | 90 | 67 | 144 | 151 | 86 | 64 | 53 | 69 | 54 | 93 | 74 | | | 1,017 |
| | 2016 | 72 | - | - | - | - | - | - | - | - | - | - | - | 72 | -2.7% | ▼ | 72 |
| Other Criminally Related Matters | 2015 | 81 | 38 | 53 | 64 | 93 | 78 | 93 | 55 | 72 | 57 | 79 | 105 | 81 | | | 868 |
| | 2016 | 76 | - | - | - | - | - | - | - | - | - | - | - | 76 | -6.2% | ▼ | 76 |
| Probates/Wills and Trusts - Le | 2015 | 1 | 1 | 1 | 3 | 1 | - | 1 | 1 | 2 | 1 | - | 1 | 1 | | | 13 |
| Probates/Wills and Trusts - Level 2 | 2015 | 8 | 14 | 13 | 8 | 8 | 10 | 13 | 6 | 8 | 10 | 6 | 6 | 8 | | | 110 |
| | 2016 | 7 | - | - | - | - | - | - | - | - | - | - | - | 7 | -12.5% | ▼ | 7 |
| Protective Orders | 2015 | 1 | 4 | 3 | 1 | 1 | 3 | - | 1 | 1 | 1 | 5 | 5 | 1 | | | 26 |
| | 2016 | 1 | - | - | - | - | - | - | - | - | - | - | - | 1 | 0.0% | ↔ | 1 |
| Uncontested Divorce | 2015 | 68 | 87 | 103 | 121 | 85 | 94 | 86 | 90 | 74 | 80 | 70 | 64 | 68 | | | 1,022 |
| | 2016 | 62 | - | - | - | - | - | - | - | - | - | - | - | 62 | -8.8% | ▼ | 62 |