

Court: Chesapeake Circuit

Start/End Date: Jan-15 / Feb-16

2015 Average Month: 1,120

Jan-Feb 2015: 1,864

Filings Trending: ▲

Circuit/Court ID: 1 201550


Type of Case: Filings

2016 Average Month:1,304

Jan-Feb 2016 : 2,607

Overall AVG. Month: 1,146

Monthly Summary




Jan 15-Feb 16

Totals

|          | 2015   | 2016  |
|----------|--------|-------|
| Civil    | 3,297  | 607   |
| Criminal | 5,733  | 939   |
| Other    | 4,413  | 1,061 |
| Total    | 13,443 | 2,607 |

Jan --- Feb Filings



1,864 2,607

2015 2016

Jan --- Feb Filings

|          | 2015  | 2016  | % Change | Trending |
|----------|-------|-------|----------|----------|
| Civil    | 478   | 607   | 27.0%    | ▲        |
| Criminal | 758   | 939   | 23.9%    | ▲        |
| Other    | 628   | 1,061 | 68.9%    | ▲        |
| Total    | 1,864 | 2,607 | 39.9%    | ▲        |

|      | Jan   | Feb   | Mar   | Apr   | May   | Jun   | Jul   | Aug | Sep   | Oct   | Nov   | Dec   | Thru Feb | % Change | Trending | Total  |
|------|-------|-------|-------|-------|-------|-------|-------|-----|-------|-------|-------|-------|----------|----------|----------|--------|
| 2015 | 1,019 | 845   | 1,028 | 1,194 | 1,033 | 1,016 | 1,371 | 988 | 1,077 | 1,256 | 1,099 | 1,517 | 1,864    |          |          | 13,443 |
| 2016 | 1,227 | 1,380 | -     | -     | -     | -     | -     | -   | -     | -     | -     | -     | 2,607    | 39.9%    | ▲        | 2,607  |

|  |      | Jan | Feb | Mar | Apr | May | Jun | Jul | Aug | Sep | Oct | Nov | Dec | Thru Feb | % Change | Trending | Total |
|--|------|-----|-----|-----|-----|-----|-----|-----|-----|-----|-----|-----|-----|----------|----------|----------|-------|
| Administrative Law                       | 2015 | 1   | 1   | -   | 2   | 4   | 1   | 5   | 4   | 3   | 1   | -   | -   | 2        |          |          | 22    |
|  | 2016 | 3   | 2   | -   | -   | -   | -   | -   | -   | -   | -   | -   | -   | 5        | 150.0%   | ▲        | 5     |
| Capital Murder                           | 2015 | -   | -   | -   | -   | -   | 1   | -   | -   | -   | -   | -   | -   | 0        |          |          | 1     |
|  | 2016 | -   | -   | -   | -   | -   | -   | -   | -   | -   | -   | -   | -   | -        |          |          | -     |
| Contested Divorce                        | 2015 | 14  | 19  | 20  | 25  | 34  | 27  | 19  | 15  | 15  | 23  | 27  | 19  | 33       | 0.0%     | ↔        | 257   |
|  | 2016 | 23  | 31  | -   | -   | -   | -   | -   | -   | -   | -   | -   | -   | 54       | 63.6%    | ▲        | 54    |
| Domestic and Family - Level 1            | 2015 | 10  | 16  | 13  | 33  | 10  | 19  | 21  | 17  | 18  | 15  | 23  | 18  | 26       |          |          | 213   |
|  | 2016 | 10  | 20  | -   | -   | -   | -   | -   | -   | -   | -   | -   | -   | 30       | 15.4%    | ▲        | 30    |
| Domestic and Family - Level 2            | 2015 | 3   | 12  | 11  | 9   | 5   | 6   | 7   | 4   | 9   | 5   | 5   | 9   | 15       |          |          | 85    |
|  | 2016 | 6   | 7   | -   | -   | -   | -   | -   | -   | -   | -   | -   | -   | 13       | -13.3%   | ▼        | 13    |
| General Civil - Level 1                  | 2015 | 1   | 5   | 2   | 6   | 3   | 1   | 6   | 3   | 5   | 4   | 5   | -   | 6        |          |          | 41    |
|  | 2016 | 6   | 2   | -   | -   | -   | -   | -   | -   | -   | -   | -   | -   | 8        | 33.3%    | ▲        | 8     |
| General Civil - Level 2                  | 2015 | 31  | 55  | 32  | 64  | 31  | 39  | 67  | 39  | 37  | 51  | 37  | 31  | 86       |          |          | 514   |
|  | 2016 | 46  | 43  | -   | -   | -   | -   | -   | -   | -   | -   | -   | -   | 89       | 3.5%     | ▲        | 89    |
| General Civil - Level 3                  | 2015 | 3   | 12  | 16  | 26  | 14  | 15  | 28  | 3   | 11  | 29  | 12  | 21  | 15       |          |          | 190   |
|  | 2016 | 21  | 10  | -   | -   | -   | -   | -   | -   | -   | -   | -   | -   | 31       | 106.7%   | ▲        | 31    |
| Miscellaneous                            | 2015 | 406 | 321 | 381 | 343 | 312 | 296 | 462 | 305 | 344 | 338 | 387 | 676 | 727      |          |          | 4,571 |
|  | 2016 | 566 | 583 | -   | -   | -   | -   | -   | -   | -   | -   | -   | -   | 1,149    | 58.0%    | ▲        | 1,149 |
| Misdemeanor                              | 2015 | 100 | 82  | 104 | 135 | 124 | 105 | 131 | 122 | 114 | 122 | 123 | 154 | 182      |          |          | 1,416 |
|  | 2016 | 83  | 142 | -   | -   | -   | -   | -   | -   | -   | -   | -   | -   | 225      | 23.6%    | ▲        | 225   |
| Non-Capital Felonies and Related Matters | 2015 | 315 | 183 | 258 | 408 | 347 | 334 | 331 | 287 | 306 | 393 | 257 | 297 | 498      |          |          | 3,716 |
|  | 2016 | 290 | 354 | -   | -   | -   | -   | -   | -   | -   | -   | -   | -   | 644      | 29.3%    | ▲        | 644   |
| Other                                    | 2015 | 62  | 35  | 72  | 56  | 50  | 58  | 148 | 87  | 90  | 168 | 109 | 123 | 97       |          |          | 1,058 |
|  | 2016 | 65  | 59  | -   | -   | -   | -   | -   | -   | -   | -   | -   | -   | 124      | 27.8%    | ▲        | 124   |
| Other Criminally Related Matters         | 2015 | 31  | 50  | 42  | 39  | 37  | 51  | 74  | 42  | 57  | 49  | 53  | 94  | 81       |          |          | 619   |
|  | 2016 | 28  | 45  | -   | -   | -   | -   | -   | -   | -   | -   | -   | -   | 73       | -9.9%    | ▼        | 73    |
| Probates/Wills and Trusts - Le           | 2015 | 2   | 1   | 1   | -   | -   | 2   | -   | -   | 1   | 2   | -   | 1   | 3        |          |          | 10    |
|  | 2016 | 8   | 3   | 10  | 2   | 5   | 4   | 7   | 11  | 4   | 9   | 5   | 3   | 11       |          |          | 71    |
| Probates/Wills and Trusts - Level 2      | 2015 | 8   | 3   | 10  | 2   | 5   | 4   | 7   | 11  | 4   | 9   | 5   | 3   | 11       |          |          | 71    |
|  | 2016 | 6   | 7   | -   | -   | -   | -   | -   | -   | -   | -   | -   | -   | 13       | 18.2%    | ▲        | 13    |
| Uncontested Divorce                      | 2015 | 32  | 50  | 66  | 46  | 57  | 57  | 65  | 49  | 63  | 47  | 56  | 71  | 82       |          |          | 659   |
|  | 2016 | 74  | 75  | -   | -   | -   | -   | -   | -   | -   | -   | -   | -   | 149      | 81.7%    | ▲        | 149   |

Court: Accomack Circuit

Start/End Date: Jan-15 / Feb-16

2015 Average Month: 111

Jan-Feb 2015: 188

Filings Trending: ▲

Circuit/Court ID: 2 202001


Type of Case: Filings

2016 Average Month:160

Jan-Feb 2016 : 319

Overall AVG. Month: 118

Monthly Summary



Jan 15-Feb 16

Totals

|          | 2015  | 2016 |
|----------|-------|------|
| Civil    | 396   | 56   |
| Criminal | 431   | 69   |
| Other    | 501   | 194  |
| Total    | 1,328 | 319  |

Jan --- Feb Filings

188

2015

319

2016

Jan --- Feb Filings

|          | 2015 | 2016 | % Change | Trending |
|----------|------|------|----------|----------|
| Civil    | 72   | 56   | -22.2%   | ▼        |
| Criminal | 57   | 69   | 21.1%    | ▲        |
| Other    | 59   | 194  | 228.8%   | ▲        |
| Total    | 188  | 319  | 69.7%    | ▲        |

|      | Jan | Feb | Mar | Apr | May | Jun | Jul | Aug | Sep | Oct | Nov | Dec | Thru Feb | % Change | Trending | Total |
|------|-----|-----|-----|-----|-----|-----|-----|-----|-----|-----|-----|-----|----------|----------|----------|-------|
| 2015 | 102 | 86  | 109 | 140 | 87  | 96  | 84  | 98  | 100 | 154 | 90  | 182 | 188      |          |          | 1,328 |
| 2016 | 147 | 172 | -   | -   | -   | -   | -   | -   | -   | -   | -   | -   | 319      | 69.7%    | ▲        | 319   |

|  |      | Jan | Feb | Mar | Apr | May | Jun | Jul | Aug | Sep | Oct | Nov | Dec | Thru Feb | % Change | Trending | Total |
|--|------|-----|-----|-----|-----|-----|-----|-----|-----|-----|-----|-----|-----|----------|----------|----------|-------|
| Administrative Law                       | 2015 | -   | -   | -   | -   | -   | -   | -   | -   | -   | 2   | 2   | -   | 0        |          |          | 4     |
|  | 2016 | -   | 2   | -   | -   | -   | -   | -   | -   | -   | -   | -   | -   | 2        | 0.0%     | ↔        | 2     |
| Capital Murder                           | 2015 | -   | 1   | -   | -   | -   | -   | -   | -   | -   | -   | -   | -   | 1        |          |          | 1     |
|  | 2016 | -   | 1   | -   | -   | -   | -   | -   | -   | -   | -   | -   | -   | 1        |          |          | 1     |
| Contested Divorce                        | 2015 | 4   | 3   | 2   | 2   | 1   | 3   | 1   | 2   | 3   | 6   | 3   | 1   | 7        |          |          | 31    |
|  | 2016 | 2   | 4   | -   | -   | -   | -   | -   | -   | -   | -   | -   | -   | 6        | -14.3%   | ▼        | 6     |
| Domestic and Family - Level 1            | 2015 | -   | 2   | -   | 2   | 2   | -   | 2   | -   | 1   | 4   | 2   | -   | 2        |          |          | 15    |
|  | 2016 | 3   | 4   | -   | -   | -   | -   | -   | -   | -   | -   | -   | -   | 7        | 250.0%   | ▲        | 7     |
| Domestic and Family - Level 2            | 2015 | 2   | -   | -   | -   | -   | 2   | 4   | 1   | -   | -   | -   | -   | 2        |          |          | 9     |
|  | 2016 | -   | -   | -   | -   | -   | -   | -   | -   | -   | -   | -   | -   | -        |          |          | -     |
| General Civil - Level 1                  | 2015 | 3   | 2   | -   | 1   | 1   | -   | 1   | -   | -   | -   | -   | -   | 5        |          |          | 8     |
|  | 2016 | 2   | 3   | -   | -   | -   | -   | -   | -   | -   | -   | -   | -   | 5        | -68.8%   | ▼        | 5     |
| General Civil - Level 2                  | 2015 | 14  | 2   | 2   | 7   | 10  | 10  | 3   | 15  | 7   | 5   | 6   | 2   | 16       |          |          | 83    |
|  | 2016 | 2   | 3   | -   | -   | -   | -   | -   | -   | -   | -   | -   | -   | 5        | -68.8%   | ▼        | 5     |
| General Civil - Level 3                  | 2015 | 9   | 3   | 3   | 4   | 7   | 5   | 2   | 4   | 7   | 3   | 2   | 1   | 12       |          |          | 50    |
|  | 2016 | 5   | 1   | -   | -   | -   | -   | -   | -   | -   | -   | -   | -   | 6        | -50.0%   | ▼        | 6     |
| Miscellaneous                            | 2015 | 44  | 26  | 64  | 47  | 44  | 27  | 39  | 29  | 45  | 68  | 55  | 100 | 70       |          |          | 588   |
|  | 2016 | 101 | 105 | -   | -   | -   | -   | -   | -   | -   | -   | -   | -   | 206      | 194.3%   | ▲        | 206   |
| Misdemeanor                              | 2015 | 2   | 3   | 8   | 4   | 4   | 8   | 10  | 9   | 4   | 12  | 5   | 8   | 5        |          |          | 77    |
|  | 2016 | 9   | 5   | -   | -   | -   | -   | -   | -   | -   | -   | -   | -   | 14       | 180.0%   | ▲        | 14    |
| Non-Capital Felonies and Related Matters | 2015 | 9   | 39  | 12  | 65  | 10  | 31  | 11  | 26  | 20  | 47  | 6   | 62  | 48       |          |          | 338   |
|  | 2016 | 6   | 42  | -   | -   | -   | -   | -   | -   | -   | -   | -   | -   | 48       | 0.0%     | ↔        | 48    |
| Other                                    | 2015 | 1   | 1   | 1   | 1   | 1   | 2   | 2   | 3   | 2   | 2   | 2   | 3   | 2        |          |          | 21    |
|  | 2016 | 6   | -   | -   | -   | -   | -   | -   | -   | -   | -   | -   | -   | 6        | 200.0%   | ▲        | 6     |
| Other Criminally Related Matters         | 2015 | 4   | -   | 6   | 2   | -   | 2   | -   | -   | -   | 2   | 3   | 1   | 4        |          |          | 20    |
|  | 2016 | 5   | 1   | -   | -   | -   | -   | -   | -   | -   | -   | -   | -   | 6        | 50.0%    | ▲        | 6     |
| Probates/Wills and Trusts - Le           | 2015 | -   | -   | 1   | -   | -   | -   | -   | 3   | -   | -   | -   | -   | 0        |          |          | 4     |
| Protective Orders                        | 2015 | -   | -   | -   | -   | -   | -   | 1   | -   | -   | -   | -   | -   | 0        | 0.0%     | ↔        | 1     |
| Uncontested Divorce                      | 2015 | 10  | 5   | 10  | 5   | 7   | 6   | 8   | 6   | 11  | 3   | 4   | 4   | 15       | 0.0%     | ↔        | 79    |
|  | 2016 | 8   | 4   | -   | -   | -   | -   | -   | -   | -   | -   | -   | -   | 12       | -20.0%   | ▼        | 12    |

Court: Northampton Circuit

Start/End Date: Jan-15 / Feb-16

2015 Average Month: 74

Jan-Feb 2015: 101

Filings Trending: ▲

Circuit/Court ID: 2 202131


Type of Case: Filings

2016 Average Month:99

Jan-Feb 2016 : 197

Overall AVG. Month: 78

Monthly Summary

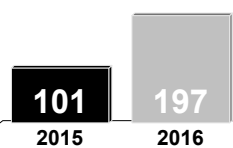


Jan 15-Feb 16

Totals

|          | 2015 | 2016 |
|----------|------|------|
| Civil    | 173  | 18   |
| Criminal | 532  | 128  |
| Other    | 184  | 51   |
| Total    | 889  | 197  |

Jan --- Feb Filings



101 2015 197 2016

Jan --- Feb Filings

|          | 2015 | 2016 | % Change | Trending |
|----------|------|------|----------|----------|
| Civil    | 25   | 18   | -28.0%   | ▼        |
| Criminal | 49   | 128  | 161.2%   | ▲        |
| Other    | 27   | 51   | 88.9%    | ▲        |
| Total    | 101  | 197  | 95.0%    | ▲        |

|      | Jan | Feb | Mar | Apr | May | Jun | Jul | Aug | Sep | Oct | Nov | Dec | Thru Feb | % Change | Trending | Total |
|------|-----|-----|-----|-----|-----|-----|-----|-----|-----|-----|-----|-----|----------|----------|----------|-------|
| 2015 | 55  | 46  | 70  | 46  | 58  | 83  | 82  | 75  | 60  | 123 | 108 | 83  | 101      |          |          | 889   |
| 2016 | 108 | 89  | -   | -   | -   | -   | -   | -   | -   | -   | -   | -   | 197      | 95.0%    | ▲        | 197   |

|  |      | Jan | Feb | Mar | Apr | May | Jun | Jul | Aug | Sep | Oct | Nov | Dec | Thru Feb | % Change | Trending | Total |
|--|------|-----|-----|-----|-----|-----|-----|-----|-----|-----|-----|-----|-----|----------|----------|----------|-------|
| Administrative Law                       | 2015 | -   | -   | -   | -   | 1   | -   | -   | -   | -   | -   | -   | -   | 0        |          |          | 1     |
| Contested Divorce                        | 2015 | -   | -   | 3   | 2   | -   | -   | 2   | 4   | 1   | 2   | 1   | -   | 0        | 0.0%     | ↔        | 15    |
|  | 2016 | 1   | 2   | -   | -   | -   | -   | -   | -   | -   | -   | -   | -   | 3        | 0.0%     | ↔        | 3     |
| Domestic and Family - Level 1            | 2015 | -   | -   | -   | 1   | 3   | -   | 2   | -   | -   | -   | 3   | 1   | 0        |          |          | 10    |
| Domestic and Family - Level 2            | 2015 | -   | 1   | 1   | -   | -   | 1   | -   | -   | -   | -   | -   | -   | 1        | 0.0%     | ↔        | 3     |
| General Civil - Level 1                  | 2015 | -   | -   | -   | -   | -   | -   | -   | -   | -   | 1   | -   | 1   | 0        |          |          | 2     |
| General Civil - Level 2                  | 2015 | 2   | 1   | 4   | 3   | 1   | 3   | 4   | 2   | 3   | -   | 1   | 1   | 3        | 0.0%     | ↔        | 25    |
|  | 2016 | -   | 1   | -   | -   | -   | -   | -   | -   | -   | -   | -   | -   | 1        | -66.7%   | ▼        | 1     |
| General Civil - Level 3                  | 2015 | 9   | 1   | -   | 2   | 5   | 9   | 6   | 7   | 2   | 6   | 3   | 2   | 10       |          |          | 52    |
|  | 2016 | 2   | 4   | -   | -   | -   | -   | -   | -   | -   | -   | -   | -   | 6        | -40.0%   | ▼        | 6     |
| Miscellaneous                            | 2015 | 13  | 20  | 20  | 8   | 14  | 12  | 16  | 20  | 16  | 23  | 30  | 29  | 33       |          |          | 221   |
|  | 2016 | 24  | 29  | -   | -   | -   | -   | -   | -   | -   | -   | -   | -   | 53       | 60.6%    | ▲        | 53    |
| Misdemeanor                              | 2015 | 15  | 8   | 15  | 10  | 14  | 20  | 27  | 26  | 23  | 55  | 33  | 14  | 23       |          |          | 260   |
|  | 2016 | 21  | 26  | -   | -   | -   | -   | -   | -   | -   | -   | -   | -   | 47       | 104.3%   | ▲        | 47    |
| Non-Capital Felonies and Related Matters | 2015 | 7   | 6   | 21  | 8   | 12  | 19  | 20  | 7   | 10  | 30  | 28  | 29  | 13       |          |          | 197   |
|  | 2016 | 53  | 22  | -   | -   | -   | -   | -   | -   | -   | -   | -   | -   | 75       | 476.9%   | ▲        | 75    |
| Other Criminally Related Matters         | 2015 | 7   | 6   | 4   | 6   | 7   | 17  | 3   | 8   | 4   | 5   | 7   | 1   | 13       |          |          | 75    |
|  | 2016 | 3   | 3   | -   | -   | -   | -   | -   | -   | -   | -   | -   | -   | 6        | -53.8%   | ▼        | 6     |
| Probates/Wills and Trusts - Level 2      | 2015 | 1   | 2   | 1   | 3   | 1   | -   | -   | -   | -   | -   | -   | 1   | 3        |          |          | 9     |
|  | 2016 | 1   | -   | -   | -   | -   | -   | -   | -   | -   | -   | -   | -   | 1        | -66.7%   | ▼        | 1     |
| Uncontested Divorce                      | 2015 | 1   | 1   | 1   | 3   | -   | 2   | 2   | 1   | 1   | 1   | 2   | 4   | 2        |          |          | 19    |
|  | 2016 | 3   | 2   | -   | -   | -   | -   | -   | -   | -   | -   | -   | -   | 5        | 150.0%   | ▲        | 5     |

Court: Virginia Beach Circuit

Start/End Date: Jan-15 / Feb-16

2015 Average Month: 1,231

Jan-Feb 2015: 1,977

Filings Trending: ▲

Circuit/Court ID: 2 202810

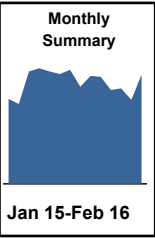
Type of Case: Filings

2016 Average Month:1,160

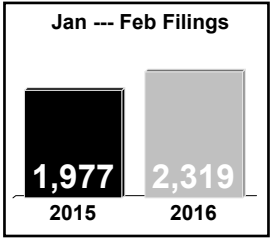
Jan-Feb 2016 : 2,319

Overall AVG. Month: 1,221

Virginia Beach - Back on CMS - October 2014



| Totals   |        |       |
|----------|--------|-------|
|          | 2015   | 2016  |
| Civil    | 5,970  | 1,018 |
| Criminal | 8,253  | 1,238 |
| Other    | 548    | 63    |
| Total    | 14,771 | 2,319 |



| Jan --- Feb Filings |       |       |          |          |
|---------------------|-------|-------|----------|----------|
|                     | 2015  | 2016  | % Change | Trending |
| Civil               | 701   | 1,018 | 45.2%    | ▲        |
| Criminal            | 1,205 | 1,238 | 2.7%     | ▲        |
| Other               | 71    | 63    | -11.3%   | ▼        |
| Total               | 1,977 | 2,319 | 17.3%    | ▲        |

|      | Jan   | Feb   | Mar   | Apr   | May   | Jun   | Jul   | Aug   | Sep   | Oct   | Nov   | Dec   | Thru Feb | % Change | Trending | Total  |
|------|-------|-------|-------|-------|-------|-------|-------|-------|-------|-------|-------|-------|----------|----------|----------|--------|
| 2015 | 1,018 | 959   | 1,349 | 1,387 | 1,349 | 1,321 | 1,368 | 1,166 | 1,298 | 1,283 | 1,127 | 1,146 | 1,977    |          |          | 14,771 |
| 2016 | 1,007 | 1,312 | -     | -     | -     | -     | -     | -     | -     | -     | -     | -     | 2,319    | 17.3%    | ▲        | 2,319  |

|  |      | Jan | Feb | Mar | Apr | May | Jun | Jul | Aug | Sep | Oct | Nov | Dec | Thru Feb | % Change | Trending | Total |
|--|------|-----|-----|-----|-----|-----|-----|-----|-----|-----|-----|-----|-----|----------|----------|----------|-------|
| Administrative Law                       | 2015 | 1   | 2   | 3   | 2   | 1   | -   | -   | -   | 1   | 2   | -   | 2   | 3        |          |          | 14    |
|  | 2016 | -   | 1   | -   | -   | -   | -   | -   | -   | -   | -   | -   | -   | 1        | -66.7%   | ▼        | 1     |
| Capital Murder                           | 2015 | -   | 1   | -   | -   | 2   | -   | -   | -   | 1   | -   | -   | 2   | 1        |          |          | 6     |
|  | 2016 | 18  | 22  | 45  | 40  | 33  | 29  | 36  | 22  | 26  | 28  | 30  | 27  | 40       | 65.0%    | ▲        | 356   |
| Contested Divorce                        | 2015 | 30  | 36  | -   | -   | -   | -   | -   | -   | -   | -   | -   | -   | 66       |          |          | 66    |
|  | 2016 | 20  | 36  | 26  | 50  | 40  | 59  | 58  | 63  | 53  | 53  | 46  | 52  | 56       | 41.1%    | ▲        | 79    |
| Domestic and Family - Level 1            | 2015 | 44  | 35  | -   | -   | -   | -   | -   | -   | -   | -   | -   | -   | 79       |          |          | 79    |
|  | 2016 | 5   | 15  | 16  | 10  | 8   | 19  | 8   | 10  | 14  | 15  | 10  | 18  | 20       | 35.0%    | ▲        | 27    |
| Domestic and Family - Level 2            | 2015 | 14  | 13  | -   | -   | -   | -   | -   | -   | -   | -   | -   | -   | 27       |          |          | 27    |
|  | 2016 | 2   | 2   | 2   | 3   | 5   | 5   | 1   | 10  | 3   | 2   | 3   | 2   | 4        | 100.0%   | ▲        | 8     |
| General Civil - Level 1                  | 2015 | 2   | 6   | -   | -   | -   | -   | -   | -   | -   | -   | -   | -   | 8        |          |          | 8     |
|  | 2016 | 63  | 52  | 86  | 60  | 59  | 66  | 69  | 60  | 80  | 88  | 70  | 49  | 115      | -0.9%    | ▼        | 802   |
| General Civil - Level 2                  | 2015 | 60  | 54  | -   | -   | -   | -   | -   | -   | -   | -   | -   | -   | 114      |          |          | 114   |
|  | 2016 | 23  | 18  | 41  | 85  | 76  | 102 | 90  | 111 | 68  | 96  | 94  | 60  | 41       | 358.5%   | ▲        | 188   |
| General Civil - Level 3                  | 2015 | 97  | 91  | -   | -   | -   | -   | -   | -   | -   | -   | -   | -   | 188      |          |          | 188   |
|  | 2016 | 112 | 123 | 205 | 189 | 139 | 169 | 237 | 187 | 204 | 184 | 122 | 158 | 235      | 47.2%    | ▲        | 346   |
| Miscellaneous                            | 2015 | 142 | 204 | -   | -   | -   | -   | -   | -   | -   | -   | -   | -   | 346      |          |          | 346   |
|  | 2016 | 161 | 148 | 196 | 260 | 253 | 215 | 267 | 194 | 212 | 260 | 229 | 225 | 309      | 23.3%    | ▲        | 381   |
| Misdemeanor                              | 2015 | 154 | 227 | -   | -   | -   | -   | -   | -   | -   | -   | -   | -   | 381      |          |          | 381   |
|  | 2016 | 339 | 315 | 405 | 474 | 500 | 408 | 392 | 323 | 443 | 378 | 333 | 359 | 654      | 16.5%    | ▲        | 762   |
| Non-Capital Felonies and Related Matters | 2015 | 285 | 477 | -   | -   | -   | -   | -   | -   | -   | -   | -   | -   | 762      |          |          | 762   |
|  | 2016 | 57  | 55  | 69  | 56  | 62  | 57  | 49  | 52  | 61  | 45  | 55  | 52  | 112      | -40.2%   | ▼        | 67    |
| Other                                    | 2015 | 58  | 9   | -   | -   | -   | -   | -   | -   | -   | -   | -   | -   | 67       |          |          | 67    |
|  | 2016 | 134 | 112 | 141 | 67  | 75  | 80  | 76  | 43  | 56  | 62  | 59  | 71  | 246      | -60.2%   | ▼        | 98    |
| Other Criminally Related Matters         | 2015 | 42  | 56  | -   | -   | -   | -   | -   | -   | -   | -   | -   | -   | 98       |          |          | 98    |
|  | 2016 | -   | 1   | 2   | 1   | 1   | -   | 1   | 1   | -   | -   | 1   | 2   | 1        |          |          | 10    |
| Probates/Wills and Trusts - Le           | 2015 | 10  | 5   | 8   | 8   | 8   | 17  | 10  | 10  | 12  | 9   | 10  | 6   | 15       |          |          | 113   |
|  | 2016 | 14  | 17  | -   | -   | -   | -   | -   | -   | -   | -   | -   | -   | 31       | 106.7%   | ▲        | 31    |
| Probates/Wills and Trusts - Level 2      | 2015 | -   | -   | -   | -   | 1   | -   | -   | -   | -   | 1   | -   | -   | 0        |          |          | 2     |
|  | 2016 | 73  | 52  | 104 | 82  | 86  | 95  | 74  | 80  | 64  | 60  | 65  | 61  | 125      | 0.0%     | ↔        | 896   |
| Protective Orders                        | 2015 | 65  | 86  | -   | -   | -   | -   | -   | -   | -   | -   | -   | -   | 151      | 20.8%    | ▲        | 151   |
|  | 2016 |     |     |     |     |     |     |     |     |     |     |     |     |          |          |          |       |

Court: Portsmouth Circuit

Start/End Date: Jan-15 / Feb-16

2015 Average Month: 800

Jan-Feb 2015: 1,341

Filings Trending: ▲

Circuit/Court ID: 3 203740


Type of Case: Filings

2016 Average Month:749

Jan-Feb 2016 : 1,497

Overall AVG. Month: 793

Monthly Summary



Jan 15-Feb 16

Totals

|          | 2015  | 2016  |
|----------|-------|-------|
| Civil    | 3,746 | 379   |
| Criminal | 4,315 | 737   |
| Other    | 1,543 | 381   |
| Total    | 9,604 | 1,497 |

Jan --- Feb Filings

1,341

2015

1,497

2016

Jan --- Feb Filings

|          | 2015  | 2016  | % Change | Trending |
|----------|-------|-------|----------|----------|
| Civil    | 590   | 379   | -35.8%   | ▼        |
| Criminal | 506   | 737   | 45.7%    | ▲        |
| Other    | 245   | 381   | 55.5%    | ▲        |
| Total    | 1,341 | 1,497 | 11.6%    | ▲        |

|      | Jan | Feb | Mar | Apr | May | Jun | Jul | Aug | Sep | Oct | Nov | Dec | Thru Feb | % Change | Trending | Total |
|------|-----|-----|-----|-----|-----|-----|-----|-----|-----|-----|-----|-----|----------|----------|----------|-------|
| 2015 | 671 | 670 | 937 | 960 | 895 | 837 | 774 | 750 | 781 | 728 | 698 | 903 | 1,341    |          |          | 9,604 |
| 2016 | 722 | 775 | -   | -   | -   | -   | -   | -   | -   | -   | -   | -   | 1,497    | 11.6%    | ▲        | 1,497 |

|  |      | Jan | Feb | Mar | Apr | May | Jun | Jul | Aug | Sep | Oct | Nov | Dec | Thru Feb | % Change | Trending | Total |
|--|------|-----|-----|-----|-----|-----|-----|-----|-----|-----|-----|-----|-----|----------|----------|----------|-------|
| Administrative Law                       | 2015 | -   | 2   | 2   | -   | 3   | -   | 1   | -   | 1   | -   | 1   | -   | 2        |          |          | 10    |
| Contested Divorce                        | 2015 | 4   | 10  | 17  | 11  | 10  | 13  | 11  | 9   | 7   | 11  | 8   | 10  | 14       |          |          | 121   |
|  | 2016 | 7   | 6   | -   | -   | -   | -   | -   | -   | -   | -   | -   | -   | 13       | -7.1%    | ▼        | 13    |
| Domestic and Family - Level 1            | 2015 | 14  | 17  | 10  | 5   | 7   | 5   | 10  | 12  | 7   | 6   | 10  | 7   | 31       |          |          | 110   |
|  | 2016 | 1   | 11  | -   | -   | -   | -   | -   | -   | -   | -   | -   | -   | 12       | -61.3%   | ▼        | 12    |
| Domestic and Family - Level 2            | 2015 | 3   | 2   | 7   | -   | 5   | 7   | 6   | 4   | 5   | 4   | 3   | 2   | 5        |          |          | 48    |
|  | 2016 | 3   | 2   | -   | -   | -   | -   | -   | -   | -   | -   | -   | -   | 5        | 0.0%     | ↔        | 5     |
| General Civil - Level 1                  | 2015 | 1   | 1   | 2   | 2   | -   | 1   | -   | 1   | 4   | -   | 1   | 2   | 2        |          |          | 15    |
|  | 2016 | 2   | 2   | -   | -   | -   | -   | -   | -   | -   | -   | -   | -   | 4        | 100.0%   | ▲        | 4     |
| General Civil - Level 2                  | 2015 | 20  | 27  | 30  | 22  | 19  | 30  | 28  | 21  | 20  | 23  | 14  | 29  | 47       |          |          | 283   |
|  | 2016 | 13  | 24  | -   | -   | -   | -   | -   | -   | -   | -   | -   | -   | 37       | -21.3%   | ▼        | 37    |
| General Civil - Level 3                  | 2015 | 118 | 107 | 133 | 215 | 170 | 206 | 97  | 154 | 91  | 78  | 91  | 77  | 225      |          |          | 1,537 |
|  | 2016 | 50  | 63  | -   | -   | -   | -   | -   | -   | -   | -   | -   | -   | 113      | -49.8%   | ▼        | 113   |
| Miscellaneous                            | 2015 | 217 | 165 | 214 | 216 | 179 | 168 | 193 | 199 | 198 | 162 | 176 | 222 | 382      |          |          | 2,309 |
|  | 2016 | 223 | 209 | -   | -   | -   | -   | -   | -   | -   | -   | -   | -   | 432      | 13.1%    | ▲        | 432   |
| Misdemeanor                              | 2015 | 65  | 97  | 161 | 121 | 167 | 86  | 127 | 92  | 97  | 98  | 105 | 124 | 162      |          |          | 1,340 |
|  | 2016 | 85  | 96  | -   | -   | -   | -   | -   | -   | -   | -   | -   | -   | 181      | 11.7%    | ▲        | 181   |
| Non-Capital Felonies and Related Matters | 2015 | 151 | 136 | 246 | 225 | 208 | 201 | 212 | 166 | 222 | 252 | 189 | 318 | 287      |          |          | 2,526 |
|  | 2016 | 240 | 254 | -   | -   | -   | -   | -   | -   | -   | -   | -   | -   | 494      | 72.1%    | ▲        | 494   |
| Other                                    | 2015 | 35  | 35  | 38  | 63  | 49  | 38  | 30  | 31  | 63  | 35  | 28  | 40  | 70       |          |          | 485   |
|  | 2016 | 51  | 42  | -   | -   | -   | -   | -   | -   | -   | -   | -   | -   | 93       | 32.9%    | ▲        | 93    |
| Other Criminally Related Matters         | 2015 | 15  | 44  | 48  | 42  | 43  | 51  | 27  | 34  | 44  | 29  | 39  | 51  | 59       |          |          | 467   |
|  | 2016 | 30  | 33  | -   | -   | -   | -   | -   | -   | -   | -   | -   | -   | 63       | 6.8%     | ▲        | 63    |
| Probates/Wills and Trusts - Le           | 2015 | -   | -   | -   | -   | -   | -   | -   | -   | -   | -   | 1   | -   | 0        |          |          | 1     |
| Probates/Wills and Trusts - Level 2      | 2015 | 6   | 3   | 4   | 5   | 4   | 3   | 4   | 3   | 2   | 4   | 5   | 5   | 9        | 0.0%     | ↔        | 48    |
|  | 2016 | 2   | 6   | -   | -   | -   | -   | -   | -   | -   | -   | -   | -   | 8        | -11.1%   | ▼        | 8     |
| Protective Orders                        | 2015 | -   | 5   | 2   | 1   | 3   | -   | 2   | 3   | 2   | 4   | 2   | -   | 5        |          |          | 24    |
| Uncontested Divorce                      | 2015 | 22  | 19  | 23  | 32  | 28  | 28  | 26  | 21  | 18  | 22  | 25  | 16  | 41       |          |          | 280   |
|  | 2016 | 15  | 27  | -   | -   | -   | -   | -   | -   | -   | -   | -   | -   | 42       | 2.4%     | ▲        | 42    |

Court: Norfolk Circuit

Start/End Date: Jan-15 / Feb-16

2015 Average Month: 1,886

Jan-Feb 2015: 3,239

Filings Trending: ▲

Circuit/Court ID: 4 204710


Type of Case: Filings

2016 Average Month:2,031

Jan-Feb 2016 : 4,062

Overall AVG. Month: 1,906

Monthly Summary



Jan 15-Feb 16

Totals

|          | 2015   | 2016  |
|----------|--------|-------|
| Civil    | 12,024 | 1,905 |
| Criminal | 7,368  | 1,251 |
| Other    | 3,236  | 906   |
| Total    | 22,628 | 4,062 |

Jan --- Feb Filings

3,239

2015

4,062

2016

Jan --- Feb Filings

|          | 2015  | 2016  | % Change | Trending |
|----------|-------|-------|----------|----------|
| Civil    | 1,784 | 1,905 | 6.8%     | ▲        |
| Criminal | 988   | 1,251 | 26.6%    | ▲        |
| Other    | 467   | 906   | 94.0%    | ▲        |
| Total    | 3,239 | 4,062 | 25.4%    | ▲        |

|      | Jan   | Feb   | Mar   | Apr   | May   | Jun   | Jul   | Aug   | Sep   | Oct   | Nov   | Dec   | Thru Feb | % Change | Trending | Total  |
|------|-------|-------|-------|-------|-------|-------|-------|-------|-------|-------|-------|-------|----------|----------|----------|--------|
| 2015 | 1,897 | 1,342 | 2,255 | 2,017 | 1,923 | 1,868 | 1,844 | 1,819 | 1,920 | 1,814 | 1,844 | 2,085 | 3,239    |          |          | 22,628 |
| 2016 | 1,874 | 2,188 | -     | -     | -     | -     | -     | -     | -     | -     | -     | -     | 4,062    | 25.4%    | ▲        | 4,062  |

|  |      | Jan | Feb | Mar | Apr | May | Jun | Jul | Aug | Sep | Oct | Nov | Dec | Thru Feb | % Change | Trending | Total |
|--|------|-----|-----|-----|-----|-----|-----|-----|-----|-----|-----|-----|-----|----------|----------|----------|-------|
| Administrative Law                       | 2015 | -   | -   | -   | -   | -   | 1   | -   | 1   | -   | 2   | 1   | -   | 0        |          |          | 5     |
|  | 2016 | 2   | 1   | -   | -   | -   | -   | -   | -   | -   | -   | -   | -   | 3        | 0.0%     | ↔        | 3     |
| Contested Divorce                        | 2015 | 73  | 84  | 113 | 119 | 100 | 89  | 100 | 101 | 75  | 101 | 83  | 86  | 157      |          |          | 1,124 |
|  | 2016 | 104 | 108 | -   | -   | -   | -   | -   | -   | -   | -   | -   | -   | 212      | 35.0%    | ▲        | 212   |
| Domestic and Family - Level 1            | 2015 | 17  | 21  | 20  | 13  | 17  | 23  | 38  | 17  | 15  | 24  | 19  | 23  | 38       |          |          | 247   |
|  | 2016 | 22  | 42  | -   | -   | -   | -   | -   | -   | -   | -   | -   | -   | 64       | 68.4%    | ▲        | 64    |
| Domestic and Family - Level 2            | 2015 | 24  | 9   | 10  | 37  | 28  | 14  | 18  | 26  | 23  | 14  | 25  | 20  | 33       |          |          | 248   |
|  | 2016 | 25  | 25  | -   | -   | -   | -   | -   | -   | -   | -   | -   | -   | 50       | 51.5%    | ▲        | 50    |
| General Civil - Level 1                  | 2015 | 5   | 3   | 2   | 6   | 7   | 3   | 7   | 2   | 6   | 4   | 5   | 3   | 8        |          |          | 53    |
|  | 2016 | 4   | 6   | -   | -   | -   | -   | -   | -   | -   | -   | -   | -   | 10       | 25.0%    | ▲        | 10    |
| General Civil - Level 2                  | 2015 | 52  | 68  | 56  | 46  | 47  | 73  | 62  | 46  | 48  | 43  | 46  | 29  | 120      |          |          | 616   |
|  | 2016 | 49  | 58  | -   | -   | -   | -   | -   | -   | -   | -   | -   | -   | 107      | -10.8%   | ▼        | 107   |
| General Civil - Level 3                  | 2015 | 38  | 26  | 56  | 34  | 35  | 39  | 42  | 50  | 60  | 49  | 37  | 39  | 64       |          |          | 505   |
|  | 2016 | 35  | 47  | -   | -   | -   | -   | -   | -   | -   | -   | -   | -   | 82       | 28.1%    | ▲        | 82    |
| Miscellaneous                            | 2015 | 831 | 439 | 955 | 692 | 708 | 632 | 545 | 749 | 670 | 638 | 752 | 894 | 1,270    |          |          | 8,505 |
|  | 2016 | 673 | 743 | -   | -   | -   | -   | -   | -   | -   | -   | -   | -   | 1,416    | 11.5%    | ▲        | 1,416 |
| Misdemeanor                              | 2015 | 140 | 84  | 121 | 134 | 136 | 146 | 137 | 93  | 145 | 105 | 129 | 142 | 224      |          |          | 1,512 |
|  | 2016 | 120 | 120 | -   | -   | -   | -   | -   | -   | -   | -   | -   | -   | 240      | 7.1%     | ▲        | 240   |
| Non-Capital Felonies and Related Matters | 2015 | 340 | 278 | 426 | 476 | 436 | 398 | 458 | 356 | 449 | 423 | 393 | 461 | 618      |          |          | 4,894 |
|  | 2016 | 432 | 423 | -   | -   | -   | -   | -   | -   | -   | -   | -   | -   | 855      | 38.3%    | ▲        | 855   |
| Other                                    | 2015 | 79  | 77  | 85  | 90  | 80  | 108 | 83  | 91  | 82  | 105 | 78  | 109 | 156      |          |          | 1,067 |
|  | 2016 | 104 | 239 | -   | -   | -   | -   | -   | -   | -   | -   | -   | -   | 343      | 119.9%   | ▲        | 343   |
| Other Criminally Related Matters         | 2015 | 93  | 57  | 71  | 107 | 78  | 100 | 95  | 81  | 103 | 84  | 61  | 87  | 150      |          |          | 1,017 |
|  | 2016 | 76  | 87  | -   | -   | -   | -   | -   | -   | -   | -   | -   | -   | 163      | 8.7%     | ▲        | 163   |
| Probates/Wills and Trusts - Level 1      | 2015 | -   | -   | -   | 2   | -   | -   | 1   | 2   | -   | -   | -   | -   | 0        |          |          | 5     |
|  | 2016 | -   | 1   | -   | -   | -   | -   | -   | -   | -   | -   | -   | -   | 1        | 0.0%     | ↔        | 1     |
| Probates/Wills and Trusts - Level 2      | 2015 | 12  | 3   | 19  | 19  | 17  | 14  | 14  | 9   | 11  | 12  | 18  | 17  | 15       |          |          | 165   |
|  | 2016 | 14  | 18  | -   | -   | -   | -   | -   | -   | -   | -   | -   | -   | 32       | 113.3%   | ▲        | 32    |
| Protective Orders                        | 2015 | -   | 1   | 3   | -   | 3   | 3   | 2   | 1   | -   | -   | 2   | 3   | 1        |          |          | 18    |
|  | 2016 | 1   | 1   | -   | -   | -   | -   | -   | -   | -   | -   | -   | -   | 2        | 100.0%   | ▲        | 2     |
| Uncontested Divorce                      | 2015 | 193 | 192 | 318 | 242 | 231 | 225 | 242 | 194 | 233 | 210 | 195 | 172 | 385      |          |          | 2,647 |
|  | 2016 | 213 | 269 | -   | -   | -   | -   | -   | -   | -   | -   | -   | -   | 482      | 25.2%    | ▲        | 482   |

Court: Isle of Wight Circuit

Start/End Date: Jan-15 / Feb-16

2015 Average Month: 143

Jan-Feb 2015: 269

Filings Trending: ▲

Circuit/Court ID: 5 205093


Type of Case: Filings

2016 Average Month:218

Jan-Feb 2016 : 435

Overall AVG. Month: 153

Monthly Summary



Jan 15-Feb 16

Totals

|          | 2015  | 2016 |
|----------|-------|------|
| Civil    | 393   | 69   |
| Criminal | 521   | 146  |
| Other    | 797   | 220  |
| Total    | 1,711 | 435  |

Jan --- Feb Filings

269

2015

435

2016

Jan --- Feb Filings

|          | 2015 | 2016 | % Change | Trending |
|----------|------|------|----------|----------|
| Civil    | 63   | 69   | 9.5%     | ▲        |
| Criminal | 87   | 146  | 67.8%    | ▲        |
| Other    | 119  | 220  | 84.9%    | ▲        |
| Total    | 269  | 435  | 61.7%    | ▲        |

|      | Jan | Feb | Mar | Apr | May | Jun | Jul | Aug | Sep | Oct | Nov | Dec | Thru Feb | % Change | Trending | Total |
|------|-----|-----|-----|-----|-----|-----|-----|-----|-----|-----|-----|-----|----------|----------|----------|-------|
| 2015 | 153 | 116 | 170 | 110 | 137 | 125 | 187 | 125 | 140 | 123 | 145 | 180 | 269      |          |          | 1,711 |
| 2016 | 234 | 201 | -   | -   | -   | -   | -   | -   | -   | -   | -   | -   | 435      | 61.7%    | ▲        | 435   |

|  |      | Jan | Feb | Mar | Apr | May | Jun | Jul | Aug | Sep | Oct | Nov | Dec | Thru Feb | % Change | Trending | Total |
|--|------|-----|-----|-----|-----|-----|-----|-----|-----|-----|-----|-----|-----|----------|----------|----------|-------|
| Administrative Law                       | 2015 | -   | -   | -   | -   | 1   | -   | -   | -   | -   | -   | -   | -   | 0        |          |          | 1     |
| Contested Divorce                        | 2015 | -   | 2   | 2   | 2   | 3   | 7   | 2   | 1   | 2   | 4   | 2   | 3   | 2        | 0.0%     | ↔        | 30    |
|  | 2016 | 3   | 3   | -   | -   | -   | -   | -   | -   | -   | -   | -   | -   | 6        | 200.0%   | ▲        | 6     |
| Domestic and Family - Level 1            | 2015 | 4   | -   | -   | 1   | 3   | 6   | 3   | 3   | 3   | 5   | 1   | 2   | 4        |          |          | 31    |
|  | 2016 | -   | 9   | -   | -   | -   | -   | -   | -   | -   | -   | -   | -   | 9        | 125.0%   | ▲        | 9     |
| Domestic and Family - Level 2            | 2015 | 1   | 1   | 1   | -   | 1   | -   | 4   | 2   | -   | 4   | -   | 1   | 2        |          |          | 15    |
|  | 2016 | 1   | 2   | -   | -   | -   | -   | -   | -   | -   | -   | -   | -   | 3        | 50.0%    | ▲        | 3     |
| General Civil - Level 1                  | 2015 | -   | -   | 1   | -   | 1   | -   | -   | -   | -   | -   | -   | -   | 0        |          |          | 2     |
| General Civil - Level 2                  | 2015 | 7   | 3   | 2   | 2   | 6   | 5   | 5   | 12  | 1   | 3   | 9   | 5   | 10       | 0.0%     | ↔        | 60    |
|  | 2016 | 4   | 4   | -   | -   | -   | -   | -   | -   | -   | -   | -   | -   | 8        | -20.0%   | ▼        | 8     |
| General Civil - Level 3                  | 2015 | 2   | 6   | 2   | 3   | 3   | 2   | 2   | 3   | 2   | 5   | 2   | 2   | 8        |          |          | 34    |
|  | 2016 | 3   | 2   | -   | -   | -   | -   | -   | -   | -   | -   | -   | -   | 5        | -37.5%   | ▼        | 5     |
| Miscellaneous                            | 2015 | 64  | 62  | 78  | 59  | 57  | 50  | 67  | 72  | 52  | 67  | 67  | 133 | 126      |          |          | 828   |
|  | 2016 | 115 | 120 | -   | -   | -   | -   | -   | -   | -   | -   | -   | -   | 235      | 86.5%    | ▲        | 235   |
| Misdemeanor                              | 2015 | 2   | 3   | 15  | 7   | 3   | 4   | 9   | 4   | 13  | 8   | 3   | 2   | 5        |          |          | 73    |
|  | 2016 | 4   | 7   | -   | -   | -   | -   | -   | -   | -   | -   | -   | -   | 11       | 120.0%   | ▲        | 11    |
| Non-Capital Felonies and Related Matters | 2015 | 54  | 19  | 44  | 8   | 30  | 30  | 78  | 7   | 36  | 12  | 43  | 20  | 73       |          |          | 381   |
|  | 2016 | 88  | 28  | -   | -   | -   | -   | -   | -   | -   | -   | -   | -   | 116      | 58.9%    | ▲        | 116   |
| Other                                    | 2015 | 3   | 10  | 6   | 17  | 12  | 5   | 4   | 9   | 6   | 3   | 7   | 4   | 13       |          |          | 86    |
|  | 2016 | 8   | -   | -   | -   | -   | -   | -   | -   | -   | -   | -   | -   | 8        | -38.5%   | ▼        | 8     |
| Other Criminally Related Matters         | 2015 | 6   | 3   | 10  | -   | 5   | 7   | 4   | 3   | 17  | 5   | 2   | 5   | 9        |          |          | 67    |
|  | 2016 | 2   | 17  | -   | -   | -   | -   | -   | -   | -   | -   | -   | -   | 19       | 111.1%   | ▲        | 19    |
| Probates/Wills and Trusts - Level 2      | 2015 | 1   | 2   | 3   | 1   | -   | -   | 2   | -   | -   | 2   | -   | -   | 3        |          |          | 11    |
|  | 2016 | -   | 2   | -   | -   | -   | -   | -   | -   | -   | -   | -   | -   | 2        | -33.3%   | ▼        | 2     |
| Uncontested Divorce                      | 2015 | 9   | 5   | 6   | 10  | 12  | 9   | 7   | 9   | 8   | 5   | 9   | 3   | 14       |          |          | 92    |
|  | 2016 | 6   | 7   | -   | -   | -   | -   | -   | -   | -   | -   | -   | -   | 13       | -7.1%    | ▼        | 13    |



Court: Southampton Circuit

Start/End Date: Jan-15 / Feb-16

2015 Average Month: 128

Jan-Feb 2015: 217

Filings Trending: ▲

Circuit/Court ID: 5 205175


Type of Case: Filings

2016 Average Month:207

Jan-Feb 2016 : 414

Overall AVG. Month: 140

Monthly Summary



Jan 15-Feb 16

Totals

|          | 2015  | 2016 |
|----------|-------|------|
| Civil    | 369   | 88   |
| Criminal | 819   | 179  |
| Other    | 352   | 147  |
| Total    | 1,540 | 414  |

Jan --- Feb Filings

217

2015

414

2016

Jan --- Feb Filings

|          | 2015 | 2016 | % Change | Trending |
|----------|------|------|----------|----------|
| Civil    | 62   | 88   | 41.9%    | ▲        |
| Criminal | 101  | 179  | 77.2%    | ▲        |
| Other    | 54   | 147  | 172.2%   | ▲        |
| Total    | 217  | 414  | 90.8%    | ▲        |

|      | Jan | Feb | Mar | Apr | May | Jun | Jul | Aug | Sep | Oct | Nov | Dec | Thru Feb | % Change | Trending | Total |
|------|-----|-----|-----|-----|-----|-----|-----|-----|-----|-----|-----|-----|----------|----------|----------|-------|
| 2015 | 116 | 101 | 163 | 131 | 109 | 105 | 180 | 107 | 170 | 94  | 137 | 127 | 217      |          |          | 1,540 |
| 2016 | 204 | 210 | -   | -   | -   | -   | -   | -   | -   | -   | -   | -   | 414      | 90.8%    | ▲        | 414   |

|  |      | Jan | Feb | Mar | Apr | May | Jun | Jul | Aug | Sep | Oct | Nov | Dec | Thru Feb | % Change | Trending | Total |
|--|------|-----|-----|-----|-----|-----|-----|-----|-----|-----|-----|-----|-----|----------|----------|----------|-------|
| Administrative Law                       | 2015 | 1   | -   | -   | -   | -   | -   | -   | 2   | -   | -   | 2   | 1   | 1        |          |          | 6     |
|  | 2016 | -   | 1   | -   | -   | -   | -   | -   | -   | -   | -   | -   | -   | 1        | 0.0%     | ↔        | 1     |
| Capital Murder                           | 2015 | -   | -   | -   | -   | -   | -   | -   | -   | -   | -   | 1   | -   | 0        |          |          | 1     |
|  | 2016 | 2   | 9   | 7   | 1   | 3   | 4   | 3   | 1   | -   | -   | -   | 3   | 11       | 0.0%     | ↔        | 33    |
| Contested Divorce                        | 2015 | 2   | 3   | -   | -   | -   | -   | -   | -   | -   | -   | -   | -   | 5        | -54.5%   | ▼        | 5     |
|  | 2016 | 1   | 2   | 3   | -   | 2   | 1   | 4   | 1   | 1   | -   | 1   | 2   | 3        |          |          | 18    |
| Domestic and Family - Level 1            | 2015 | -   | -   | -   | 1   | -   | -   | 1   | -   | 1   | -   | 3   | -   | 0        |          |          | 6     |
|  | 2016 | -   | 16  | -   | -   | -   | -   | -   | -   | -   | -   | -   | -   | 16       | 0.0%     | ↔        | 16    |
| Domestic and Family - Level 2            | 2015 | -   | -   | -   | 1   | -   | -   | -   | 1   | -   | -   | -   | -   | 0        |          |          | 2     |
|  | 2016 | 6   | 4   | 5   | 5   | 6   | 4   | 1   | 1   | 3   | 9   | 3   | 3   | 10       | 0.0%     | ↔        | 50    |
| General Civil - Level 1                  | 2015 | 2   | 7   | -   | -   | -   | -   | -   | -   | -   | -   | -   | -   | 9        | -10.0%   | ▼        | 9     |
|  | 2016 | 2   | 1   | 2   | 4   | 2   | 2   | 6   | 3   | 4   | 1   | 1   | 2   | 3        |          |          | 30    |
| General Civil - Level 2                  | 2015 | 4   | 11  | -   | -   | -   | -   | -   | -   | -   | -   | -   | -   | 15       | 400.0%   | ▲        | 15    |
|  | 2016 | 26  | 46  | 47  | 37  | 22  | 24  | 46  | 45  | 39  | 35  | 28  | 68  | 72       |          |          | 463   |
| Miscellaneous                            | 2015 | 77  | 78  | -   | -   | -   | -   | -   | -   | -   | -   | -   | -   | 155      | 115.3%   | ▲        | 155   |
|  | 2016 | 14  | 16  | 11  | 7   | 11  | 11  | 17  | 6   | 15  | 8   | 21  | 12  | 30       |          |          | 149   |
| Misdemeanor                              | 2015 | 22  | 11  | -   | -   | -   | -   | -   | -   | -   | -   | -   | -   | 33       | 10.0%    | ▲        | 33    |
|  | 2016 | 43  | 13  | 56  | 61  | 38  | 49  | 64  | 36  | 81  | 29  | 62  | 27  | 56       |          |          | 559   |
| Non-Capital Felonies and Related Matters | 2015 | 70  | 62  | -   | -   | -   | -   | -   | -   | -   | -   | -   | -   | 132      | 135.7%   | ▲        | 132   |
|  | 2016 | 1   | 1   | 2   | -   | -   | -   | 4   | 2   | 2   | -   | -   | -   | 2        |          |          | 12    |
| Other                                    | 2015 | 12  | 7   | -   | -   | -   | -   | -   | -   | -   | -   | -   | -   | 19       | 850.0%   | ▲        | 19    |
|  | 2016 | 15  | -   | 20  | 2   | 16  | 4   | 23  | -   | 20  | 7   | 8   | 4   | 15       |          |          | 119   |
| Other Criminally Related Matters         | 2015 | 9   | 8   | -   | -   | -   | -   | -   | -   | -   | -   | -   | -   | 17       | 13.3%    | ▲        | 17    |
|  | 2016 | -   | -   | -   | 3   | -   | 2   | 2   | -   | 1   | 2   | -   | -   | 0        |          |          | 10    |
| Probates/Wills and Trusts - Le           | 2015 | 1   | -   | 1   | -   | -   | -   | -   | -   | -   | -   | -   | 1   | 1        | 0.0%     | ↔        | 3     |
| Protective Orders                        | 2015 | 4   | 9   | 9   | 9   | 9   | 4   | 9   | 9   | 3   | 3   | 7   | 4   | 13       |          |          | 79    |
| Uncontested Divorce                      | 2016 | 6   | 6   | -   | -   | -   | -   | -   | -   | -   | -   | -   | -   | 12       | -7.7%    | ▼        | 12    |



Court: Suffolk Circuit

Start/End Date: Jan-15 / Feb-16

2015 Average Month: 476

Jan-Feb 2015: 1,021

Filings Trending: ↔

Circuit/Court ID: 5 205800


Type of Case: Filings

2016 Average Month:504

Jan-Feb 2016 : 1,007

Overall AVG. Month: 480

Monthly Summary



Jan 15-Feb 16

Totals

|          | 2015  | 2016  |
|----------|-------|-------|
| Civil    | 1,135 | 162   |
| Criminal | 3,090 | 502   |
| Other    | 1,481 | 343   |
| Total    | 5,706 | 1,007 |

Jan --- Feb Filings

1,021

2015

1,007

2016

Jan --- Feb Filings

|          | 2015  | 2016  | % Change | Trending |
|----------|-------|-------|----------|----------|
| Civil    | 156   | 162   | 3.8%     | ▲        |
| Criminal | 617   | 502   | -18.6%   | ▼        |
| Other    | 248   | 343   | 38.3%    | ▲        |
| Total    | 1,021 | 1,007 | -1.4%    | ▼        |

|      | Jan | Feb | Mar | Apr | May | Jun | Jul | Aug | Sep | Oct | Nov | Dec | Thru Feb | % Change | Trending | Total |
|------|-----|-----|-----|-----|-----|-----|-----|-----|-----|-----|-----|-----|----------|----------|----------|-------|
| 2015 | 566 | 455 | 583 | 401 | 403 | 528 | 413 | 452 | 394 | 487 | 573 | 451 | 1,021    |          |          | 5,706 |
| 2016 | 498 | 509 | -   | -   | -   | -   | -   | -   | -   | -   | -   | -   | 1,007    | -1.4%    | ▼        | 1,007 |

|  |      | Jan | Feb | Mar | Apr | May | Jun | Jul | Aug | Sep | Oct | Nov | Dec | Thru Feb | % Change | Trending | Total |
|--|------|-----|-----|-----|-----|-----|-----|-----|-----|-----|-----|-----|-----|----------|----------|----------|-------|
| Administrative Law                       | 2015 | 1   | -   | -   | 1   | -   | -   | -   | -   | -   | -   | -   | -   | 1        |          |          | 2     |
|  | 2016 | 1   | -   | -   | -   | -   | -   | -   | -   | -   | -   | -   | -   | 1        | 0.0%     | ↔        | 1     |
| Contested Divorce                        | 2015 | 8   | 5   | 14  | 8   | 11  | 9   | 9   | 10  | 8   | 7   | 10  | 10  | 13       |          |          | 109   |
|  | 2016 | 3   | 11  | -   | -   | -   | -   | -   | -   | -   | -   | -   | -   | 14       | 7.7%     | ▲        | 14    |
| Domestic and Family - Level 1            | 2015 | 6   | 2   | 1   | 9   | 3   | 6   | 6   | 3   | 3   | 12  | 1   | 1   | 8        |          |          | 53    |
|  | 2016 | 1   | 10  | -   | -   | -   | -   | -   | -   | -   | -   | -   | -   | 11       | 37.5%    | ▲        | 11    |
| Domestic and Family - Level 2            | 2015 | 4   | 3   | 4   | 10  | 6   | 11  | 7   | 11  | 6   | 7   | 8   | 7   | 7        |          |          | 84    |
|  | 2016 | 8   | 3   | -   | -   | -   | -   | -   | -   | -   | -   | -   | -   | 11       | 57.1%    | ▲        | 11    |
| General Civil - Level 1                  | 2015 | 2   | -   | -   | 3   | -   | 1   | -   | 1   | 1   | -   | 1   | -   | 2        |          |          | 9     |
| General Civil - Level 2                  | 2015 | 15  | 15  | 23  | 18  | 16  | 16  | 15  | 13  | 8   | 17  | 12  | 6   | 30       |          |          | 174   |
|  | 2016 | 14  | 17  | -   | -   | -   | -   | -   | -   | -   | -   | -   | -   | 31       | 3.3%     | ▲        | 31    |
| General Civil - Level 3                  | 2015 | 1   | 6   | 5   | 2   | 6   | 12  | 14  | 10  | 16  | 9   | 13  | 9   | 7        |          |          | 103   |
|  | 2016 | 6   | 4   | -   | -   | -   | -   | -   | -   | -   | -   | -   | -   | 10       | 42.9%    | ▲        | 10    |
| Miscellaneous                            | 2015 | 160 | 130 | 177 | 139 | 120 | 145 | 163 | 113 | 124 | 142 | 143 | 251 | 290      |          |          | 1,807 |
|  | 2016 | 201 | 184 | -   | -   | -   | -   | -   | -   | -   | -   | -   | -   | 385      | 32.8%    | ▲        | 385   |
| Misdemeanor                              | 2015 | 86  | 67  | 39  | 38  | 58  | 83  | 42  | 67  | 55  | 64  | 100 | 32  | 153      |          |          | 731   |
|  | 2016 | 79  | 69  | -   | -   | -   | -   | -   | -   | -   | -   | -   | -   | 148      | -3.3%    | ▼        | 148   |
| Non-Capital Felonies and Related Matters | 2015 | 241 | 192 | 278 | 124 | 151 | 210 | 129 | 196 | 140 | 201 | 259 | 107 | 433      |          |          | 2,228 |
|  | 2016 | 163 | 186 | -   | -   | -   | -   | -   | -   | -   | -   | -   | -   | 349      | -19.4%   | ▼        | 349   |
| Other                                    | 2015 | -   | 2   | 3   | 1   | 1   | 2   | -   | -   | 4   | 1   | 1   | 1   | 2        |          |          | 16    |
|  | 2016 | 1   | -   | -   | -   | -   | -   | -   | -   | -   | -   | -   | -   | 1        | -50.0%   | ▼        | 1     |
| Other Criminally Related Matters         | 2015 | 15  | 16  | 13  | 18  | 13  | 11  | 6   | 11  | 10  | 8   | 6   | 9   | 31       |          |          | 136   |
|  | 2016 | 3   | 3   | -   | -   | -   | -   | -   | -   | -   | -   | -   | -   | 6        | -80.6%   | ▼        | 6     |
| Probates/Wills and Trusts - Level 1      | 2015 | -   | -   | -   | -   | 2   | -   | -   | 1   | -   | 1   | -   | 1   | 0        |          |          | 5     |
|  | 2016 | 1   | -   | -   | -   | -   | -   | -   | -   | -   | -   | -   | -   | 1        | 0.0%     | ↔        | 1     |
| Probates/Wills and Trusts - Level 2      | 2015 | 2   | -   | 1   | 1   | 2   | 2   | 3   | 1   | 3   | -   | 1   | 3   | 2        |          |          | 19    |
|  | 2016 | 1   | 4   | -   | -   | -   | -   | -   | -   | -   | -   | -   | -   | 5        | 150.0%   | ▲        | 5     |
| Uncontested Divorce                      | 2015 | 25  | 17  | 25  | 29  | 14  | 20  | 19  | 15  | 16  | 18  | 18  | 14  | 42       |          |          | 230   |
|  | 2016 | 16  | 18  | -   | -   | -   | -   | -   | -   | -   | -   | -   | -   | 34       | -19.0%   | ▼        | 34    |

Court: Brunswick Circuit

Start/End Date: Jan-15 / Feb-16

2015 Average Month: 89

Jan-Feb 2015: 109

Filings Trending: ▲

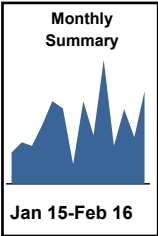
Circuit/Court ID: 6 206025

Type of Case: Filings

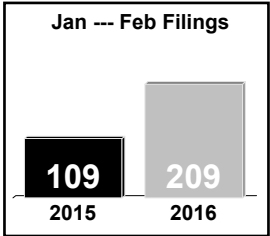
2016 Average Month:105

Jan-Feb 2016 : 209

Overall AVG. Month: 92



| Totals   |       |      |
|----------|-------|------|
|          | 2015  | 2016 |
| Civil    | 136   | 18   |
| Criminal | 727   | 129  |
| Other    | 209   | 62   |
| Total    | 1,072 | 209  |



| Jan --- Feb Filings |      |      |          |          |
|---------------------|------|------|----------|----------|
|                     | 2015 | 2016 | % Change | Trending |
| Civil               | 12   | 18   | 50.0%    | ▲        |
| Criminal            | 65   | 129  | 98.5%    | ▲        |
| Other               | 32   | 62   | 93.8%    | ▲        |
| Total               | 109  | 209  | 91.7%    | ▲        |

|      | Jan | Feb | Mar | Apr | May | Jun | Jul | Aug | Sep | Oct | Nov | Dec | Thru Feb | % Change | Trending | Total |
|------|-----|-----|-----|-----|-----|-----|-----|-----|-----|-----|-----|-----|----------|----------|----------|-------|
| 2015 | 47  | 62  | 57  | 88  | 124 | 113 | 29  | 124 | 73  | 186 | 57  | 112 | 109      |          |          | 1,072 |
| 2016 | 70  | 139 | -   | -   | -   | -   | -   | -   | -   | -   | -   | -   | 209      | 91.7%    | ▲        | 209   |

|  |      | Jan | Feb | Mar | Apr | May | Jun | Jul | Aug | Sep | Oct | Nov | Dec | Thru Feb | % Change | Trending | Total |
|--|------|-----|-----|-----|-----|-----|-----|-----|-----|-----|-----|-----|-----|----------|----------|----------|-------|
| Contested Divorce                        | 2015 | -   | -   | 1   | -   | 1   | -   | 2   | 2   | 1   | 2   | -   | 1   | 0        |          |          | 10    |
|  | 2016 | 1   | 1   | -   | -   | -   | -   | -   | -   | -   | -   | -   | -   | 2        | 0.0%     | ↔        | 2     |
| Domestic and Family - Level 1            | 2015 | -   | -   | -   | 3   | -   | 2   | -   | -   | -   | 4   | 1   | -   | 0        |          |          | 10    |
| Domestic and Family - Level 2            | 2015 | -   | -   | -   | -   | 1   | -   | -   | -   | -   | -   | -   | -   | 0        | 0.0%     | ↔        | 1     |
| General Civil - Level 2                  | 2015 | 1   | -   | 1   | 1   | 1   | 4   | 1   | 1   | 2   | 2   | 1   | -   | 1        | 0.0%     | ↔        | 15    |
|  | 2016 | 1   | 1   | -   | -   | -   | -   | -   | -   | -   | -   | -   | -   | 2        | 100.0%   | ▲        | 2     |
| General Civil - Level 3                  | 2015 | 1   | -   | 2   | 1   | 1   | 2   | -   | 1   | 1   | 1   | -   | 1   | 1        |          |          | 11    |
|  | 2016 | 2   | 1   | -   | -   | -   | -   | -   | -   | -   | -   | -   | -   | 3        | 200.0%   | ▲        | 3     |
| Miscellaneous                            | 2015 | 25  | 14  | 17  | 17  | 22  | 20  | 12  | 18  | 30  | 21  | 31  | 39  | 39       |          |          | 266   |
|  | 2016 | 34  | 37  | -   | -   | -   | -   | -   | -   | -   | -   | -   | -   | 71       | 82.1%    | ▲        | 71    |
| Misdemeanor                              | 2015 | 5   | 21  | 9   | 18  | 34  | 22  | -   | 41  | 15  | 89  | 14  | 28  | 26       |          |          | 296   |
|  | 2016 | 16  | 53  | -   | -   | -   | -   | -   | -   | -   | -   | -   | -   | 69       | 165.4%   | ▲        | 69    |
| Non-Capital Felonies and Related Matters | 2015 | 12  | 23  | 24  | 33  | 62  | 51  | 11  | 54  | 12  | 60  | 10  | 31  | 35       |          |          | 383   |
|  | 2016 | 13  | 34  | -   | -   | -   | -   | -   | -   | -   | -   | -   | -   | 47       | 34.3%    | ▲        | 47    |
| Other Criminally Related Matters         | 2015 | 1   | 4   | -   | 14  | -   | 6   | -   | 4   | 4   | 6   | -   | 10  | 5        |          |          | 49    |
|  | 2016 | 2   | 11  | -   | -   | -   | -   | -   | -   | -   | -   | -   | -   | 13       | 160.0%   | ▲        | 13    |
| Probates/Wills and Trusts - Le           | 2015 | -   | -   | -   | -   | -   | 1   | 1   | -   | 1   | -   | -   | -   | 0        |          |          | 3     |
| Protective Orders                        | 2015 | 1   | -   | -   | -   | -   | 1   | -   | -   | 3   | -   | -   | -   | 1        | 0.0%     | ↔        | 5     |
| Uncontested Divorce                      | 2015 | 1   | -   | 3   | 1   | 2   | 4   | 2   | 3   | 4   | 1   | -   | 2   | 1        |          |          | 23    |
|  | 2016 | 1   | 1   | -   | -   | -   | -   | -   | -   | -   | -   | -   | -   | 2        | 100.0%   | ▲        | 2     |

Court: Greenville Circuit

Start/End Date: Jan-15 / Feb-16

2015 Average Month: 68

Jan-Feb 2015: 126

Filings Trending: ▼

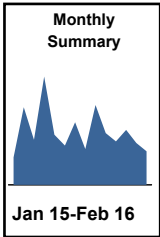
Circuit/Court ID: 6 206081

Type of Case: Filings

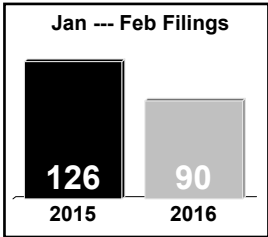
2016 Average Month:45

Jan-Feb 2016 : 90

Overall AVG. Month: 64



| Totals   |      |      |
|----------|------|------|
|          | 2015 | 2016 |
| Civil    | 239  | 40   |
| Criminal | 572  | 50   |
| Total    | 811  | 90   |



| Jan --- Feb Filings |      |      |          |          |
|---------------------|------|------|----------|----------|
|                     | 2015 | 2016 | % Change | Trending |
| Civil               | 43   | 40   | -7.0%    | ▼        |
| Criminal            | 83   | 50   | -39.8%   | ▼        |
| Total               | 126  | 90   | -28.6%   | ▼        |

|      | Jan | Feb | Mar | Apr | May | Jun | Jul | Aug | Sep | Oct | Nov | Dec | Thru Feb | % Change | Trending | Total |
|------|-----|-----|-----|-----|-----|-----|-----|-----|-----|-----|-----|-----|----------|----------|----------|-------|
| 2015 | 33  | 93  | 54  | 130 | 60  | 47  | 75  | 43  | 96  | 62  | 52  | 66  | 126      |          |          | 811   |
| 2016 | 50  | 40  | -   | -   | -   | -   | -   | -   | -   | -   | -   | -   | 90       | -28.6%   | ▼        | 90    |

|  |      | Jan | Feb | Mar | Apr | May | Jun | Jul | Aug | Sep | Oct | Nov | Dec | Thru Feb | % Change | Trending | Total |
|--|------|-----|-----|-----|-----|-----|-----|-----|-----|-----|-----|-----|-----|----------|----------|----------|-------|
| Contested Divorce                        | 2015 | -   | 1   | 2   | -   | -   | 1   | 1   | 3   | 2   | 1   | -   | -   | 1        |          |          | 11    |
|  | 2016 | 1   | 1   | -   | -   | -   | -   | -   | -   | -   | -   | -   | -   | 2        | 100.0%   | ▲        | 2     |
| Domestic and Family - Level 1            | 2015 | -   | -   | 3   | 4   | -   | 2   | -   | 1   | 1   | 8   | -   | -   | 0        |          |          | 19    |
|  | 2016 | 4   | -   | -   | -   | -   | -   | -   | -   | -   | -   | -   | -   | 4        | 0.0%     | ↔        | 4     |
| Domestic and Family - Level 2            | 2015 | 1   | -   | -   | -   | -   | -   | -   | 1   | -   | -   | 1   | -   | 1        |          |          | 3     |
|  | 2016 | -   | 1   | -   | -   | -   | -   | -   | -   | -   | -   | -   | -   | 1        | 0.0%     | ↔        | 1     |
| General Civil - Level 1                  | 2015 | -   | -   | 1   | 2   | -   | -   | -   | -   | 1   | -   | -   | 1   | 0        |          |          | 5     |
|  | 2016 | -   | 1   | -   | -   | -   | -   | -   | -   | -   | -   | -   | -   | 1        | 0.0%     | ↔        | 1     |
| General Civil - Level 2                  | 2015 | 9   | 9   | 4   | 2   | 5   | 4   | 11  | 2   | 5   | 1   | 5   | 8   | 18       |          |          | 65    |
|  | 2016 | 2   | 7   | -   | -   | -   | -   | -   | -   | -   | -   | -   | -   | 9        | -50.0%   | ▼        | 9     |
| General Civil - Level 3                  | 2015 | 2   | 2   | -   | 1   | 5   | 2   | -   | 1   | 9   | -   | 4   | 2   | 4        |          |          | 28    |
|  | 2016 | 4   | 2   | -   | -   | -   | -   | -   | -   | -   | -   | -   | -   | 6        | 50.0%    | ▲        | 6     |
| Miscellaneous                            | 2015 | 5   | 5   | 4   | 11  | 5   | 6   | 7   | 4   | 5   | 2   | 5   | 5   | 10       |          |          | 64    |
|  | 2016 | 6   | 3   | -   | -   | -   | -   | -   | -   | -   | -   | -   | -   | 9        | -10.0%   | ▼        | 9     |
| Misdemeanor                              | 2015 | 2   | 5   | 7   | 21  | 6   | 6   | 13  | 4   | 31  | 6   | 6   | 11  | 7        |          |          | 118   |
|  | 2016 | 6   | 6   | -   | -   | -   | -   | -   | -   | -   | -   | -   | -   | 12       | 71.4%    | ▲        | 12    |
| Non-Capital Felonies and Related Matters | 2015 | 12  | 54  | 22  | 81  | 30  | 19  | 38  | 21  | 33  | 40  | 23  | 38  | 66       |          |          | 411   |
|  | 2016 | 23  | 11  | -   | -   | -   | -   | -   | -   | -   | -   | -   | -   | 34       | -48.5%   | ▼        | 34    |
| Other                                    | 2015 | -   | -   | -   | -   | -   | -   | -   | 1   | -   | -   | -   | -   | 0        |          |          | 1     |
|  | 2016 | -   | -   | -   | -   | -   | -   | -   | -   | -   | -   | -   | -   | -        |          |          | -     |
| Other Criminally Related Matters         | 2015 | 1   | 10  | 5   | 4   | 2   | 3   | 3   | 2   | 8   | 2   | 5   | 1   | 11       | 0.0%     | ↔        | 46    |
|  | 2016 | -   | 4   | -   | -   | -   | -   | -   | -   | -   | -   | -   | -   | 4        | -63.6%   | ▼        | 4     |
| Probates/Wills and Trusts - Le           | 2015 | -   | -   | -   | 1   | -   | -   | -   | -   | -   | -   | -   | -   | 0        |          |          | 1     |
|  | 2016 | -   | -   | -   | -   | -   | 1   | -   | -   | -   | -   | 1   | -   | 0        | 0.0%     | ↔        | 2     |
| Uncontested Divorce                      | 2015 | 1   | 7   | 6   | 3   | 7   | 3   | 2   | 3   | 1   | 2   | 2   | -   | 8        | 0.0%     | ↔        | 37    |
|  | 2016 | 4   | 5   | -   | -   | -   | -   | -   | -   | -   | -   | -   | -   | 9        | 12.5%    | ▲        | 9     |

Court: Prince George Circuit

Start/End Date: Jan-15 / Feb-16

2015 Average Month: 146

Jan-Feb 2015: 289

Filings Trending: ▲

Circuit/Court ID: 6 206149


Type of Case: Filings

2016 Average Month:189

Jan-Feb 2016 : 378

Overall AVG. Month: 152

Monthly Summary



Jan 15-Feb 16

Totals

|          | 2015  | 2016 |
|----------|-------|------|
| Civil    | 397   | 68   |
| Criminal | 585   | 124  |
| Other    | 766   | 186  |
| Total    | 1,748 | 378  |

Jan --- Feb Filings

289

2015

378

2016

Jan --- Feb Filings

|          | 2015 | 2016 | % Change | Trending |
|----------|------|------|----------|----------|
| Civil    | 63   | 68   | 7.9%     | ▲        |
| Criminal | 106  | 124  | 17.0%    | ▲        |
| Other    | 120  | 186  | 55.0%    | ▲        |
| Total    | 289  | 378  | 30.8%    | ▲        |

|      | Jan | Feb | Mar | Apr | May | Jun | Jul | Aug | Sep | Oct | Nov | Dec | Thru Feb | % Change | Trending | Total |
|------|-----|-----|-----|-----|-----|-----|-----|-----|-----|-----|-----|-----|----------|----------|----------|-------|
| 2015 | 160 | 129 | 194 | 140 | 116 | 110 | 167 | 113 | 125 | 127 | 142 | 225 | 289      |          |          | 1,748 |
| 2016 | 181 | 197 | -   | -   | -   | -   | -   | -   | -   | -   | -   | -   | 378      | 30.8%    | ▲        | 378   |

|  |      | Jan | Feb | Mar | Apr | May | Jun | Jul | Aug | Sep | Oct | Nov | Dec | Thru Feb | % Change | Trending | Total |
|--|------|-----|-----|-----|-----|-----|-----|-----|-----|-----|-----|-----|-----|----------|----------|----------|-------|
| Contested Divorce                        | 2015 | 9   | 2   | 3   | 2   | 4   | 3   | 1   | 3   | 3   | 5   | 1   | 6   | 11       |          |          | 42    |
|  | 2016 | 1   | 3   | -   | -   | -   | -   | -   | -   | -   | -   | -   | -   | 4        | -63.6%   | ▼        | 4     |
| Domestic and Family - Level 1            | 2015 | -   | 2   | 1   | 5   | 1   | 5   | -   | 5   | 4   | 6   | -   | 1   | 2        |          |          | 30    |
|  | 2016 | 6   | 6   | -   | -   | -   | -   | -   | -   | -   | -   | -   | -   | 12       | 500.0%   | ▲        | 12    |
| Domestic and Family - Level 2            | 2015 | -   | -   | 2   | 1   | 1   | -   | -   | -   | -   | 1   | 1   | -   | 0        |          |          | 6     |
|  | 2016 | 3   | -   | -   | -   | -   | -   | -   | -   | -   | -   | -   | -   | 3        | 0.0%     | ↔        | 3     |
| General Civil - Level 1                  | 2015 | 1   | -   | -   | 1   | 1   | -   | -   | 1   | -   | -   | -   | -   | 1        |          |          | 4     |
| General Civil - Level 2                  | 2015 | 2   | 2   | 2   | 9   | 7   | 7   | 3   | 2   | 3   | 6   | 3   | 4   | 4        |          |          | 50    |
|  | 2016 | 2   | 4   | -   | -   | -   | -   | -   | -   | -   | -   | -   | -   | 6        | 50.0%    | ▲        | 6     |
| General Civil - Level 3                  | 2015 | 1   | 2   | 1   | 1   | 5   | 2   | 1   | -   | 3   | -   | -   | 2   | 3        |          |          | 18    |
|  | 2016 | -   | 1   | -   | -   | -   | -   | -   | -   | -   | -   | -   | -   | 1        | -66.7%   | ▼        | 1     |
| Miscellaneous                            | 2015 | 76  | 68  | 88  | 68  | 47  | 65  | 74  | 71  | 53  | 56  | 75  | 131 | 144      |          |          | 872   |
|  | 2016 | 87  | 117 | -   | -   | -   | -   | -   | -   | -   | -   | -   | -   | 204      | 41.7%    | ▲        | 204   |
| Misdemeanor                              | 2015 | 20  | 1   | 32  | 8   | 10  | 6   | 21  | 8   | 8   | 9   | 10  | 11  | 21       |          |          | 144   |
|  | 2016 | 9   | 12  | -   | -   | -   | -   | -   | -   | -   | -   | -   | -   | 21       | 0.0%     | ↔        | 21    |
| Non-Capital Felonies and Related Matters | 2015 | 40  | 44  | 43  | 33  | 27  | 7   | 49  | 10  | 42  | 30  | 37  | 56  | 84       |          |          | 418   |
|  | 2016 | 63  | 36  | -   | -   | -   | -   | -   | -   | -   | -   | -   | -   | 99       | 17.9%    | ▲        | 99    |
| Other                                    | 2015 | -   | -   | -   | 1   | 1   | -   | -   | -   | -   | -   | 3   | -   | 0        |          |          | 5     |
|  | 2016 | 1   | 2   | -   | -   | -   | -   | -   | -   | -   | -   | -   | -   | 3        | 0.0%     | ↔        | 3     |
| Other Criminally Related Matters         | 2015 | -   | 1   | 3   | -   | 3   | 1   | 3   | 2   | 1   | 5   | 3   | 6   | 1        |          |          | 28    |
|  | 2016 | -   | 4   | -   | -   | -   | -   | -   | -   | -   | -   | -   | -   | 4        | 300.0%   | ▲        | 4     |
| Probates/Wills and Trusts - Level 2      | 2015 | -   | 1   | -   | 2   | -   | 3   | -   | 1   | 1   | -   | -   | 1   | 1        |          |          | 9     |
|  | 2016 | -   | 1   | -   | -   | -   | -   | -   | -   | -   | -   | -   | -   | 1        | 0.0%     | ↔        | 1     |
| Uncontested Divorce                      | 2015 | 11  | 6   | 19  | 9   | 9   | 11  | 15  | 10  | 7   | 9   | 9   | 7   | 17       |          |          | 122   |
|  | 2016 | 9   | 11  | -   | -   | -   | -   | -   | -   | -   | -   | -   | -   | 20       | 17.6%    | ▲        | 20    |

Court: Surry Circuit

Start/End Date: Jan-15 / Feb-16

2015 Average Month: 23

Jan-Feb 2015: 45

Filings Trending: ▼

Circuit/Court ID: 6 206181


Type of Case: Filings

2016 Average Month:22

Jan-Feb 2016 : 43

Overall AVG. Month: 22

Monthly Summary



Jan 15-Feb 16

Totals

|          | 2015 | 2016 |
|----------|------|------|
| Civil    | 80   | 8    |
| Criminal | 43   | 3    |
| Other    | 148  | 32   |
| Total    | 271  | 43   |

Jan --- Feb Filings

45

2015

43

2016

Jan --- Feb Filings

|          | 2015 | 2016 | % Change | Trending |
|----------|------|------|----------|----------|
| Civil    | 14   | 8    | -42.9%   | ▼        |
| Criminal | 4    | 3    | -25.0%   | ▼        |
| Other    | 27   | 32   | 18.5%    | ▲        |
| Total    | 45   | 43   | -4.4%    | ▼        |

|      | Jan | Feb | Mar | Apr | May | Jun | Jul | Aug | Sep | Oct | Nov | Dec | Thru Feb | % Change | Trending | Total |
|------|-----|-----|-----|-----|-----|-----|-----|-----|-----|-----|-----|-----|----------|----------|----------|-------|
| 2015 | 30  | 15  | 41  | 19  | 18  | 16  | 19  | 19  | 17  | 13  | 26  | 38  | 45       |          |          | 271   |
| 2016 | 21  | 22  | -   | -   | -   | -   | -   | -   | -   | -   | -   | -   | 43       | -4.4%    | ▼        | 43    |

|  |      | Jan | Feb | Mar | Apr | May | Jun | Jul | Aug | Sep | Oct | Nov | Dec | Thru Feb | % Change | Trending | Total |
|--|------|-----|-----|-----|-----|-----|-----|-----|-----|-----|-----|-----|-----|----------|----------|----------|-------|
| Contested Divorce                        | 2015 | -   | -   | 1   | -   | 1   | -   | -   | 1   | -   | -   | 1   | -   | 0        |          |          | 4     |
|  | 2016 | 3   | -   | -   | -   | -   | -   | -   | -   | -   | -   | -   | -   | 3        | 0.0%     | ↔        | 3     |
| Domestic and Family - Level 2            | 2015 | -   | -   | -   | 1   | -   | -   | -   | -   | -   | -   | -   | -   | 0        |          |          | 1     |
| General Civil - Level 1                  | 2015 | 1   | -   | -   | -   | -   | -   | -   | -   | -   | -   | -   | -   | 1        | 0.0%     | ↔        | 1     |
| General Civil - Level 2                  | 2015 | 1   | 2   | -   | 2   | 2   | 3   | -   | -   | 1   | 2   | -   | 1   | 3        |          |          | 14    |
| General Civil - Level 3                  | 2015 | 4   | 1   | 8   | 1   | 1   | -   | 1   | 2   | -   | 1   | -   | -   | 5        |          |          | 19    |
|  | 2016 | -   | 1   | -   | -   | -   | -   | -   | -   | -   | -   | -   | -   | 1        | -80.0%   | ▼        | 1     |
| Miscellaneous                            | 2015 | 17  | 12  | 26  | 8   | 8   | 10  | 16  | 13  | 9   | 7   | 21  | 23  | 29       |          |          | 170   |
|  | 2016 | 14  | 20  | -   | -   | -   | -   | -   | -   | -   | -   | -   | -   | 34       | 17.2%    | ▲        | 34    |
| Misdemeanor                              | 2015 | 1   | -   | -   | 2   | 2   | 1   | -   | -   | 2   | 3   | 1   | 3   | 1        |          |          | 15    |
| Non-Capital Felonies and Related Matters | 2015 | 2   | -   | 3   | 4   | 1   | -   | -   | 1   | 2   | -   | 1   | 8   | 2        |          |          | 22    |
|  | 2016 | 2   | -   | -   | -   | -   | -   | -   | -   | -   | -   | -   | -   | 2        | 0.0%     | ↔        | 2     |
| Other                                    | 2015 | 2   | -   | -   | -   | -   | -   | -   | -   | -   | -   | -   | -   | 2        |          |          | 2     |
| Other Criminally Related Matters         | 2015 | 1   | -   | -   | 1   | 1   | -   | -   | -   | -   | -   | -   | 3   | 1        |          |          | 6     |
|  | 2016 | 1   | -   | -   | -   | -   | -   | -   | -   | -   | -   | -   | -   | 1        | 0.0%     | ↔        | 1     |
| Probates/Wills and Trusts - Level 2      | 2015 | -   | -   | -   | -   | 1   | 1   | -   | -   | -   | -   | -   | -   | 0        |          |          | 2     |
|  | 2016 | -   | 1   | -   | -   | -   | -   | -   | -   | -   | -   | -   | -   | 1        | 0.0%     | ↔        | 1     |
| Uncontested Divorce                      | 2015 | 1   | -   | 3   | -   | 1   | 1   | 2   | 2   | 3   | -   | 2   | -   | 1        |          |          | 15    |
|  | 2016 | 1   | -   | -   | -   | -   | -   | -   | -   | -   | -   | -   | -   | 1        | 0.0%     | ↔        | 1     |

Court: Sussex Circuit

Start/End Date: Jan-15 / Feb-16

2015 Average Month: 49

Jan-Feb 2015: 90

Filings Trending: ▲

Circuit/Court ID: 6 206183


Type of Case: Filings

2016 Average Month:53

Jan-Feb 2016 : 106

Overall AVG. Month: 50

Monthly Summary



Jan 15-Feb 16

Totals

|          | 2015 | 2016 |
|----------|------|------|
| Civil    | 129  | 6    |
| Criminal | 315  | 67   |
| Other    | 146  | 33   |
| Total    | 590  | 106  |

Jan --- Feb Filings

90

2015

106

2016

Jan --- Feb Filings

|          | 2015 | 2016 | % Change | Trending |
|----------|------|------|----------|----------|
| Civil    | 23   | 6    | -73.9%   | ▼        |
| Criminal | 47   | 67   | 42.6%    | ▲        |
| Other    | 20   | 33   | 65.0%    | ▲        |
| Total    | 90   | 106  | 17.8%    | ▲        |

|      | Jan | Feb | Mar | Apr | May | Jun | Jul | Aug | Sep | Oct | Nov | Dec | Thru Feb | % Change | Trending | Total |
|------|-----|-----|-----|-----|-----|-----|-----|-----|-----|-----|-----|-----|----------|----------|----------|-------|
| 2015 | 52  | 38  | 69  | 54  | 36  | 43  | 37  | 44  | 52  | 50  | 66  | 49  | 90       |          |          | 590   |
| 2016 | 38  | 68  | -   | -   | -   | -   | -   | -   | -   | -   | -   | -   | 106      | 17.8%    | ▲        | 106   |

|  |      | Jan | Feb | Mar | Apr | May | Jun | Jul | Aug | Sep | Oct | Nov | Dec | Thru Feb | % Change | Trending | Total |
|--|------|-----|-----|-----|-----|-----|-----|-----|-----|-----|-----|-----|-----|----------|----------|----------|-------|
| Administrative Law                       | 2015 | -   | -   | 1   | -   | -   | 1   | -   | -   | -   | -   | -   | -   | 0        |          |          | 2     |
| Contested Divorce                        | 2015 | 2   | 3   | 2   | 1   | -   | -   | 1   | 1   | 3   | 1   | -   | 1   | 5        | 0.0%     | ↔        | 15    |
| Domestic and Family - Level 2            | 2015 | -   | -   | -   | 1   | -   | -   | -   | -   | -   | -   | -   | -   | 0        |          |          | 1     |
| General Civil - Level 2                  | 2015 | -   | 6   | 1   | -   | -   | 5   | 3   | 5   | -   | 4   | 2   | 1   | 6        | 0.0%     | ↔        | 27    |
|  | 2016 | -   | 1   | -   | -   | -   | -   | -   | -   | -   | -   | -   | -   | 1        | -83.3%   | ▼        | 1     |
| General Civil - Level 3                  | 2015 | -   | -   | 2   | 4   | 1   | -   | 1   | 1   | 10  | 1   | 1   | -   | 0        |          |          | 21    |
|  | 2016 | -   | 1   | -   | -   | -   | -   | -   | -   | -   | -   | -   | -   | 1        | 0.0%     | ↔        | 1     |
| Miscellaneous                            | 2015 | 14  | 13  | 15  | 17  | 19  | 12  | 10  | 9   | 19  | 16  | 18  | 20  | 27       |          |          | 182   |
|  | 2016 | 19  | 17  | -   | -   | -   | -   | -   | -   | -   | -   | -   | -   | 36       | 33.3%    | ▲        | 36    |
| Misdemeanor                              | 2015 | 7   | 3   | 7   | 9   | 5   | 10  | 6   | 7   | 5   | 6   | 9   | 9   | 10       |          |          | 83    |
|  | 2016 | 4   | 8   | -   | -   | -   | -   | -   | -   | -   | -   | -   | -   | 12       | 20.0%    | ▲        | 12    |
| Non-Capital Felonies and Related Matters | 2015 | 20  | 2   | 35  | 12  | 8   | 10  | 13  | 12  | 12  | 15  | 34  | 11  | 22       |          |          | 184   |
|  | 2016 | 14  | 37  | -   | -   | -   | -   | -   | -   | -   | -   | -   | -   | 51       | 131.8%   | ▲        | 51    |
| Other                                    | 2015 | -   | -   | 1   | -   | -   | -   | -   | -   | -   | -   | -   | -   | 0        |          |          | 1     |
| Other Criminally Related Matters         | 2015 | 8   | 7   | 2   | 8   | 2   | 3   | 2   | 5   | 2   | 5   | 2   | 4   | 15       | 0.0%     | ↔        | 50    |
|  | 2016 | 1   | 3   | -   | -   | -   | -   | -   | -   | -   | -   | -   | -   | 4        | -73.3%   | ▼        | 4     |
| Probates/Wills and Trusts - Le           | 2015 | -   | -   | -   | -   | -   | -   | 1   | 1   | -   | -   | -   | 3   | 0        |          |          | 5     |
| Uncontested Divorce                      | 2015 | 1   | 4   | 3   | 2   | 1   | 2   | -   | 3   | 1   | 2   | -   | -   | 5        | 0.0%     | ↔        | 19    |
|  | 2016 | -   | 1   | -   | -   | -   | -   | -   | -   | -   | -   | -   | -   | 1        | -80.0%   | ▼        | 1     |

Court: Hopewell Circuit

Start/End Date: Jan-15 / Feb-16

2015 Average Month: 113

Jan-Feb 2015: 234

Filings Trending: ▲

Circuit/Court ID: 6 206670


Type of Case: Filings

2016 Average Month:121

Jan-Feb 2016 : 242

Overall AVG. Month: 114

Monthly Summary



Jan 15-Feb 16

Totals

|          | 2015  | 2016 |
|----------|-------|------|
| Civil    | 322   | 60   |
| Criminal | 764   | 131  |
| Other    | 264   | 51   |
| Total    | 1,350 | 242  |

Jan --- Feb Filings

234

242

2015

2016

Jan --- Feb Filings

|          | 2015 | 2016 | % Change | Trending |
|----------|------|------|----------|----------|
| Civil    | 56   | 60   | 7.1%     | ▲        |
| Criminal | 138  | 131  | -5.1%    | ▼        |
| Other    | 40   | 51   | 27.5%    | ▲        |
| Total    | 234  | 242  | 3.4%     | ▲        |

|      | Jan | Feb | Mar | Apr | May | Jun | Jul | Aug | Sep | Oct | Nov | Dec | Thru Feb | % Change | Trending | Total |
|------|-----|-----|-----|-----|-----|-----|-----|-----|-----|-----|-----|-----|----------|----------|----------|-------|
| 2015 | 99  | 135 | 141 | 108 | 47  | 91  | 63  | 121 | 141 | 154 | 122 | 128 | 234      |          |          | 1,350 |
| 2016 | 128 | 114 | -   | -   | -   | -   | -   | -   | -   | -   | -   | -   | 242      | 3.4%     | ▲        | 242   |

|  |      | Jan | Feb | Mar | Apr | May | Jun | Jul | Aug | Sep | Oct | Nov | Dec | Thru Feb | % Change | Trending | Total |
|--|------|-----|-----|-----|-----|-----|-----|-----|-----|-----|-----|-----|-----|----------|----------|----------|-------|
| Contested Divorce                        | 2015 | 3   | 4   | 2   | 4   | 2   | 3   | -   | 2   | -   | 2   | 2   | -   | 7        |          |          | 24    |
|  | 2016 | 1   | 3   | -   | -   | -   | -   | -   | -   | -   | -   | -   | -   | 4        | -42.9%   | ▼        | 4     |
| Domestic and Family - Level 1            | 2015 | 1   | 5   | 10  | -   | 1   | 2   | 2   | 14  | 9   | 7   | 6   | 4   | 6        |          |          | 61    |
|  | 2016 | 4   | 6   | -   | -   | -   | -   | -   | -   | -   | -   | -   | -   | 10       | 66.7%    | ▲        | 10    |
| Domestic and Family - Level 2            | 2015 | -   | -   | 1   | 2   | -   | -   | -   | 1   | -   | 1   | 2   | -   | 0        |          |          | 7     |
| General Civil - Level 1                  | 2015 | -   | -   | -   | -   | -   | 1   | -   | -   | -   | -   | -   | 1   | 0        | 0.0%     | ↔        | 2     |
| General Civil - Level 2                  | 2015 | 3   | 2   | 9   | 3   | 3   | -   | 2   | 3   | 1   | 5   | 2   | 1   | 5        | 0.0%     | ↔        | 34    |
|  | 2016 | 3   | 7   | -   | -   | -   | -   | -   | -   | -   | -   | -   | -   | 10       | 100.0%   | ▲        | 10    |
| General Civil - Level 3                  | 2015 | 2   | 5   | -   | 1   | 3   | 2   | 1   | -   | 4   | 2   | 3   | -   | 7        |          |          | 23    |
|  | 2016 | 3   | 2   | -   | -   | -   | -   | -   | -   | -   | -   | -   | -   | 5        | -28.6%   | ▼        | 5     |
| Miscellaneous                            | 2015 | 28  | 34  | 48  | 21  | 13  | 21  | 27  | 45  | 23  | 32  | 33  | 45  | 62       |          |          | 370   |
|  | 2016 | 33  | 41  | -   | -   | -   | -   | -   | -   | -   | -   | -   | -   | 74       | 19.4%    | ▲        | 74    |
| Misdemeanor                              | 2015 | 9   | 38  | 14  | 10  | 6   | 14  | 6   | 14  | 14  | 24  | 23  | 19  | 47       |          |          | 191   |
|  | 2016 | 18  | 9   | -   | -   | -   | -   | -   | -   | -   | -   | -   | -   | 27       | -42.6%   | ▼        | 27    |
| Non-Capital Felonies and Related Matters | 2015 | 49  | 41  | 46  | 56  | 9   | 36  | 22  | 37  | 84  | 78  | 41  | 55  | 90       |          |          | 554   |
|  | 2016 | 60  | 42  | -   | -   | -   | -   | -   | -   | -   | -   | -   | -   | 102      | 13.3%    | ▲        | 102   |
| Other Criminally Related Matters         | 2015 | -   | 1   | 3   | 4   | 3   | 1   | 1   | -   | 1   | 1   | 2   | 2   | 1        |          |          | 19    |
|  | 2016 | -   | 2   | -   | -   | -   | -   | -   | -   | -   | -   | -   | -   | 2        | 100.0%   | ▲        | 2     |
| Probates/Wills and Trusts - Le           | 2015 | -   | -   | -   | -   | -   | 1   | -   | -   | -   | -   | -   | -   | 0        |          |          | 1     |
| Probates/Wills and Trusts - Level 2      | 2015 | 3   | -   | 1   | 2   | 1   | 2   | 1   | 1   | 1   | -   | 2   | -   | 3        | 0.0%     | ↔        | 14    |
|  | 2016 | 4   | -   | -   | -   | -   | -   | -   | -   | -   | -   | -   | -   | 4        | 33.3%    | ▲        | 4     |
| Uncontested Divorce                      | 2015 | 1   | 5   | 7   | 5   | 6   | 8   | 1   | 4   | 4   | 2   | 6   | 1   | 6        |          |          | 50    |
|  | 2016 | 2   | 2   | -   | -   | -   | -   | -   | -   | -   | -   | -   | -   | 4        | -33.3%   | ▼        | 4     |



Court: Newport News Circuit

Start/End Date: Jan-15 / Feb-16

2015 Average Month: 788

Jan-Feb 2015: 1,685

Filings Trending: ▼

Circuit/Court ID: 7 207700


Type of Case: Filings

2016 Average Month:738

Jan-Feb 2016 : 1,475

Overall AVG. Month: 781

Monthly Summary



Jan 15-Feb 16

Totals

|          | 2015  | 2016  |
|----------|-------|-------|
| Civil    | 2,420 | 393   |
| Criminal | 4,470 | 489   |
| Other    | 2,571 | 593   |
| Total    | 9,461 | 1,475 |

Jan --- Feb Filings

1,685

2015

1,475

2016

Jan --- Feb Filings

|          | 2015  | 2016  | % Change | Trending |
|----------|-------|-------|----------|----------|
| Civil    | 358   | 393   | 9.8%     | ▲        |
| Criminal | 925   | 489   | -47.1%   | ▼        |
| Other    | 402   | 593   | 47.5%    | ▲        |
| Total    | 1,685 | 1,475 | -12.5%   | ▼        |

|      | Jan | Feb | Mar | Apr | May | Jun | Jul | Aug | Sep | Oct | Nov | Dec | Thru Feb | % Change | Trending | Total |
|------|-----|-----|-----|-----|-----|-----|-----|-----|-----|-----|-----|-----|----------|----------|----------|-------|
| 2015 | 911 | 774 | 916 | 888 | 684 | 761 | 765 | 602 | 757 | 817 | 689 | 897 | 1,685    |          |          | 9,461 |
| 2016 | 750 | 725 | -   | -   | -   | -   | -   | -   | -   | -   | -   | -   | 1,475    | -12.5%   | ▼        | 1,475 |

|  |      | Jan | Feb | Mar | Apr | May | Jun | Jul | Aug | Sep | Oct | Nov | Dec | Thru Feb | % Change | Trending | Total |
|--|------|-----|-----|-----|-----|-----|-----|-----|-----|-----|-----|-----|-----|----------|----------|----------|-------|
| Administrative Law                       | 2015 | 1   | -   | 1   | -   | 1   | -   | -   | 2   | 1   | -   | -   | -   | 1        |          |          | 6     |
| Contested Divorce                        | 2015 | 15  | 17  | 26  | 27  | 13  | 11  | 17  | 15  | 17  | 22  | 15  | 10  | 32       |          |          | 205   |
|  | 2016 | 16  | 27  | -   | -   | -   | -   | -   | -   | -   | -   | -   | -   | 43       | 34.4%    | ▲        | 43    |
| Domestic and Family - Level 1            | 2015 | 20  | 15  | 13  | 13  | 19  | 23  | 21  | 16  | 13  | 24  | 18  | 26  | 35       |          |          | 221   |
|  | 2016 | 4   | 20  | -   | -   | -   | -   | -   | -   | -   | -   | -   | -   | 24       | -31.4%   | ▼        | 24    |
| Domestic and Family - Level 2            | 2015 | 4   | 6   | -   | 9   | 5   | 4   | 7   | 13  | 3   | 8   | 4   | 3   | 10       |          |          | 66    |
|  | 2016 | 6   | 4   | -   | -   | -   | -   | -   | -   | -   | -   | -   | -   | 10       | 0.0%     | ↔        | 10    |
| General Civil - Level 1                  | 2015 | 9   | 4   | 65  | 12  | 2   | 61  | 19  | 5   | 35  | 6   | 20  | 8   | 13       |          |          | 246   |
|  | 2016 | 6   | 34  | -   | -   | -   | -   | -   | -   | -   | -   | -   | -   | 40       | 207.7%   | ▲        | 40    |
| General Civil - Level 2                  | 2015 | 31  | 19  | 27  | 37  | 32  | 20  | 36  | 45  | 36  | 34  | 28  | 26  | 50       |          |          | 371   |
|  | 2016 | 31  | 34  | -   | -   | -   | -   | -   | -   | -   | -   | -   | -   | 65       | 30.0%    | ▲        | 65    |
| General Civil - Level 3                  | 2015 | 16  | 10  | 15  | 9   | 12  | 12  | 17  | 12  | 14  | 14  | 26  | 17  | 26       |          |          | 174   |
|  | 2016 | 11  | 33  | -   | -   | -   | -   | -   | -   | -   | -   | -   | -   | 44       | 69.2%    | ▲        | 44    |
| Miscellaneous                            | 2015 | 200 | 204 | 291 | 248 | 168 | 209 | 204 | 212 | 183 | 206 | 201 | 315 | 404      |          |          | 2,641 |
|  | 2016 | 286 | 322 | -   | -   | -   | -   | -   | -   | -   | -   | -   | -   | 608      | 50.5%    | ▲        | 608   |
| Misdemeanor                              | 2015 | 109 | 116 | 112 | 110 | 74  | 78  | 63  | 37  | 70  | 59  | 68  | 64  | 225      |          |          | 960   |
|  | 2016 | 103 | 46  | -   | -   | -   | -   | -   | -   | -   | -   | -   | -   | 149      | -33.8%   | ▼        | 149   |
| Non-Capital Felonies and Related Matters | 2015 | 325 | 205 | 188 | 226 | 210 | 158 | 235 | 100 | 236 | 288 | 162 | 315 | 530      |          |          | 2,648 |
|  | 2016 | 183 | 35  | -   | -   | -   | -   | -   | -   | -   | -   | -   | -   | 218      | -58.9%   | ▼        | 218   |
| Other                                    | 2015 | 39  | 40  | 47  | 28  | 31  | 43  | 50  | 52  | 47  | 43  | 39  | 26  | 79       |          |          | 485   |
|  | 2016 | 22  | 35  | -   | -   | -   | -   | -   | -   | -   | -   | -   | -   | 57       | -27.8%   | ▼        | 57    |
| Other Criminally Related Matters         | 2015 | 90  | 80  | 82  | 111 | 65  | 83  | 49  | 44  | 72  | 75  | 61  | 50  | 170      |          |          | 862   |
|  | 2016 | 45  | 77  | -   | -   | -   | -   | -   | -   | -   | -   | -   | -   | 122      | -28.2%   | ▼        | 122   |
| Probates/Wills and Trusts - Level 1      | 2015 | -   | 3   | -   | 2   | -   | 1   | -   | -   | 1   | -   | -   | -   | 3        |          |          | 7     |
|  | 2016 | -   | 1   | -   | -   | -   | -   | -   | -   | -   | -   | -   | -   | 1        | -66.7%   | ▼        | 1     |
| Probates/Wills and Trusts - Level 2      | 2015 | -   | -   | -   | -   | -   | -   | -   | 1   | -   | 1   | 1   | -   | 0        |          |          | 3     |
|  | 2016 | -   | 1   | -   | -   | -   | -   | -   | -   | -   | -   | -   | -   | 1        | 0.0%     | ↔        | 1     |
| Protective Orders                        | 2015 | 5   | 5   | 3   | 4   | 1   | 2   | 2   | 6   | 5   | 3   | 1   | 1   | 10       |          |          | 38    |
|  | 2016 | 2   | 7   | -   | -   | -   | -   | -   | -   | -   | -   | -   | -   | 9        | -10.0%   | ▼        | 9     |
| Uncontested Divorce                      | 2015 | 47  | 50  | 46  | 52  | 51  | 56  | 45  | 42  | 24  | 34  | 45  | 36  | 97       |          |          | 528   |
|  | 2016 | 35  | 49  | -   | -   | -   | -   | -   | -   | -   | -   | -   | -   | 84       | -13.4%   | ▼        | 84    |

Court: Hampton Circuit

Start/End Date: Jan-15 / Feb-16

2015 Average Month: 636

Jan-Feb 2015: 1,129

Filings Trending: ▲

Circuit/Court ID: 8 208650


Type of Case: Filings

2016 Average Month:684

Jan-Feb 2016 : 1,367

Overall AVG. Month: 643

Monthly Summary

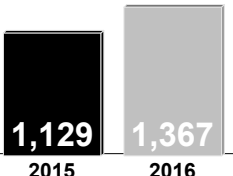


Jan 15-Feb 16

Totals

|          | 2015  | 2016  |
|----------|-------|-------|
| Civil    | 2,270 | 348   |
| Criminal | 3,019 | 528   |
| Other    | 2,343 | 491   |
| Total    | 7,632 | 1,367 |

Jan --- Feb Filings



1,129 2015 1,367 2016

Jan --- Feb Filings

|          | 2015  | 2016  | % Change | Trending |
|----------|-------|-------|----------|----------|
| Civil    | 294   | 348   | 18.4%    | ▲        |
| Criminal | 480   | 528   | 10.0%    | ▲        |
| Other    | 355   | 491   | 38.3%    | ▲        |
| Total    | 1,129 | 1,367 | 21.1%    | ▲        |

|      | Jan | Feb | Mar | Apr | May | Jun | Jul | Aug | Sep | Oct | Nov | Dec | Thru Feb | % Change | Trending | Total |
|------|-----|-----|-----|-----|-----|-----|-----|-----|-----|-----|-----|-----|----------|----------|----------|-------|
| 2015 | 607 | 522 | 734 | 746 | 614 | 685 | 625 | 583 | 587 | 657 | 571 | 701 | 1,129    |          |          | 7,632 |
| 2016 | 672 | 695 | -   | -   | -   | -   | -   | -   | -   | -   | -   | -   | 1,367    | 21.1%    | ▲        | 1,367 |

|  |      | Jan | Feb | Mar | Apr | May | Jun | Jul | Aug | Sep | Oct | Nov | Dec | Thru Feb | % Change | Trending | Total |
|--|------|-----|-----|-----|-----|-----|-----|-----|-----|-----|-----|-----|-----|----------|----------|----------|-------|
| Administrative Law                       | 2015 | -   | 1   | -   | -   | -   | -   | -   | -   | 2   | -   | 1   | 1   | 1        |          |          | 5     |
| Contested Divorce                        | 2015 | 13  | 9   | 17  | 22  | 11  | 18  | 18  | 15  | 15  | 21  | 20  | 14  | 22       |          |          | 193   |
|  | 2016 | 13  | 14  | -   | -   | -   | -   | -   | -   | -   | -   | -   | -   | 27       | 22.7%    | ▲        | 27    |
| Domestic and Family - Level 1            | 2015 | 11  | 15  | 11  | 5   | 24  | 19  | 21  | 12  | 19  | 17  | 10  | 24  | 26       |          |          | 188   |
|  | 2016 | 12  | 19  | -   | -   | -   | -   | -   | -   | -   | -   | -   | -   | 31       | 19.2%    | ▲        | 31    |
| Domestic and Family - Level 2            | 2015 | 7   | 45  | 51  | 115 | 1   | 84  | 5   | 47  | 4   | 50  | 36  | 21  | 52       |          |          | 466   |
|  | 2016 | 29  | 4   | -   | -   | -   | -   | -   | -   | -   | -   | -   | -   | 33       | -36.5%   | ▼        | 33    |
| General Civil - Level 1                  | 2015 | 2   | 2   | 3   | 2   | -   | 1   | -   | -   | 3   | 3   | -   | 4   | 4        |          |          | 20    |
|  | 2016 | 1   | 1   | -   | -   | -   | -   | -   | -   | -   | -   | -   | -   | 2        | -50.0%   | ▼        | 2     |
| General Civil - Level 2                  | 2015 | 20  | 19  | 26  | 29  | 24  | 24  | 25  | 19  | 30  | 20  | 20  | 19  | 39       |          |          | 275   |
|  | 2016 | 24  | 27  | -   | -   | -   | -   | -   | -   | -   | -   | -   | -   | 51       | 30.8%    | ▲        | 51    |
| General Civil - Level 3                  | 2015 | 9   | 7   | 12  | 10  | 10  | 17  | 9   | 10  | 14  | 10  | 11  | 7   | 16       |          |          | 126   |
|  | 2016 | 10  | 15  | -   | -   | -   | -   | -   | -   | -   | -   | -   | -   | 25       | 56.3%    | ▲        | 25    |
| Miscellaneous                            | 2015 | 198 | 149 | 266 | 173 | 180 | 156 | 179 | 178 | 130 | 179 | 158 | 286 | 347      |          |          | 2,232 |
|  | 2016 | 226 | 250 | -   | -   | -   | -   | -   | -   | -   | -   | -   | -   | 476      | 37.2%    | ▲        | 476   |
| Misdemeanor                              | 2015 | 59  | 59  | 61  | 49  | 48  | 80  | 50  | 61  | 62  | 63  | 58  | 53  | 118      |          |          | 703   |
|  | 2016 | 47  | 62  | -   | -   | -   | -   | -   | -   | -   | -   | -   | -   | 109      | -7.6%    | ▼        | 109   |
| Non-Capital Felonies and Related Matters | 2015 | 166 | 120 | 144 | 175 | 185 | 169 | 185 | 111 | 188 | 174 | 138 | 159 | 286      |          |          | 1,914 |
|  | 2016 | 173 | 168 | -   | -   | -   | -   | -   | -   | -   | -   | -   | -   | 341      | 19.2%    | ▲        | 341   |
| Other                                    | 2015 | 44  | 42  | 60  | 71  | 53  | 47  | 50  | 57  | 62  | 41  | 44  | 58  | 86       |          |          | 629   |
|  | 2016 | 47  | 59  | -   | -   | -   | -   | -   | -   | -   | -   | -   | -   | 106      | 23.3%    | ▲        | 106   |
| Other Criminally Related Matters         | 2015 | 47  | 29  | 32  | 55  | 26  | 24  | 33  | 39  | 19  | 42  | 35  | 26  | 76       |          |          | 407   |
|  | 2016 | 56  | 24  | -   | -   | -   | -   | -   | -   | -   | -   | -   | -   | 80       | 5.3%     | ▲        | 80    |
| Probates/Wills and Trusts - Level 1      | 2015 | -   | -   | -   | -   | -   | -   | 2   | 1   | 1   | -   | 1   | -   | 0        |          |          | 5     |
|  | 2016 | 1   | 1   | -   | -   | -   | -   | -   | -   | -   | -   | -   | -   | 2        | 0.0%     | ↔        | 2     |
| Probates/Wills and Trusts - Level 2      | 2015 | 6   | 1   | 5   | 2   | 7   | 8   | 5   | 3   | 5   | 1   | 3   | 4   | 7        |          |          | 50    |
|  | 2016 | 4   | 8   | -   | -   | -   | -   | -   | -   | -   | -   | -   | -   | 12       | 71.4%    | ▲        | 12    |
| Uncontested Divorce                      | 2015 | 25  | 24  | 46  | 38  | 45  | 38  | 43  | 30  | 33  | 36  | 36  | 25  | 49       |          |          | 419   |
|  | 2016 | 29  | 43  | -   | -   | -   | -   | -   | -   | -   | -   | -   | -   | 72       | 46.9%    | ▲        | 72    |

Court: Charles City Circuit

Start/End Date: Jan-15 / Feb-16

2015 Average Month: 24

Jan-Feb 2015: 38

Filings Trending: ▲

Circuit/Court ID: 9 209036


Type of Case: Filings

2016 Average Month:46

Jan-Feb 2016 : 92

Overall AVG. Month: 27

Monthly Summary



Jan 15-Feb 16

Totals

|          | 2015 | 2016 |
|----------|------|------|
| Civil    | 86   | 9    |
| Criminal | 94   | 41   |
| Other    | 110  | 42   |
| Total    | 290  | 92   |

Jan --- Feb Filings

38

2015

92

2016

Jan --- Feb Filings

|          | 2015 | 2016 | % Change | Trending |
|----------|------|------|----------|----------|
| Civil    | 10   | 9    | -10.0%   | ▼        |
| Criminal | 5    | 41   | 720.0%   | ▲        |
| Other    | 23   | 42   | 82.6%    | ▲        |
| Total    | 38   | 92   | 142.1%   | ▲        |

|      | Jan | Feb | Mar | Apr | May | Jun | Jul | Aug | Sep | Oct | Nov | Dec | Thru Feb | % Change | Trending | Total |
|------|-----|-----|-----|-----|-----|-----|-----|-----|-----|-----|-----|-----|----------|----------|----------|-------|
| 2015 | 19  | 19  | 24  | 33  | 15  | 25  | 30  | 17  | 33  | 23  | 26  | 26  | 38       |          |          | 290   |
| 2016 | 47  | 45  | -   | -   | -   | -   | -   | -   | -   | -   | -   | -   | 92       | 142.1%   | ▲        | 92    |

|  |      | Jan | Feb | Mar | Apr | May | Jun | Jul | Aug | Sep | Oct | Nov | Dec | Thru Feb | % Change | Trending | Total |
|--|------|-----|-----|-----|-----|-----|-----|-----|-----|-----|-----|-----|-----|----------|----------|----------|-------|
| Contested Divorce                        | 2015 | 2   | -   | -   | -   | -   | -   | -   | -   | -   | -   | 1   | -   | 2        |          |          | 3     |
| Domestic and Family - Level 1            | 2015 | -   | -   | -   | -   | -   | -   | 1   | -   | -   | -   | -   | -   | 0        |          |          | 1     |
| Domestic and Family - Level 2            | 2015 | -   | -   | -   | -   | -   | -   | -   | -   | 1   | -   | -   | -   | 0        | 0.0%     | ↔        | 1     |
| General Civil - Level 1                  | 2015 | -   | -   | 1   | -   | -   | -   | -   | -   | -   | -   | -   | 1   | 0        | 0.0%     | ↔        | 2     |
|  | 2016 | -   | 1   | -   | -   | -   | -   | -   | -   | -   | -   | -   | -   | 1        | 0.0%     | ↔        | 1     |
| General Civil - Level 2                  | 2015 | 2   | 2   | 1   | 2   | 1   | -   | 2   | -   | 2   | 1   | 1   | 2   | 4        |          |          | 16    |
|  | 2016 | 1   | 1   | -   | -   | -   | -   | -   | -   | -   | -   | -   | -   | 2        | -50.0%   | ▼        | 2     |
| General Civil - Level 3                  | 2015 | -   | 2   | -   | 2   | 2   | 2   | 2   | -   | 1   | -   | 2   | 1   | 2        |          |          | 14    |
| Miscellaneous                            | 2015 | 11  | 13  | 17  | 16  | 3   | 15  | 12  | 12  | 10  | 9   | 16  | 11  | 24       |          |          | 145   |
|  | 2016 | 24  | 21  | -   | -   | -   | -   | -   | -   | -   | -   | -   | -   | 45       | 87.5%    | ▲        | 45    |
| Misdemeanor                              | 2015 | 2   | -   | -   | 5   | -   | 2   | 2   | -   | 4   | 6   | 2   | 2   | 2        |          |          | 25    |
|  | 2016 | 20  | 12  | -   | -   | -   | -   | -   | -   | -   | -   | -   | -   | 32       | 1,500.0% | ▲        | 32    |
| Non-Capital Felonies and Related Matters | 2015 | 2   | -   | 2   | 5   | 8   | 6   | 9   | 1   | 13  | 5   | 1   | 5   | 2        |          |          | 57    |
|  | 2016 | 2   | 7   | -   | -   | -   | -   | -   | -   | -   | -   | -   | -   | 9        | 350.0%   | ▲        | 9     |
| Other                                    | 2015 | -   | -   | 1   | 1   | -   | -   | -   | 1   | 2   | -   | 1   | -   | 0        |          |          | 6     |
| Other Criminally Related Matte           | 2015 | -   | 1   | 2   | 1   | 1   | -   | 1   | 3   | -   | -   | 1   | 2   | 1        | 0.0%     | ↔        | 12    |
| Probates/Wills and Trusts - Level 2      | 2015 | -   | -   | -   | 1   | -   | -   | -   | -   | -   | -   | -   | 1   | 0        |          |          | 2     |
|  | 2016 | -   | 1   | -   | -   | -   | -   | -   | -   | -   | -   | -   | -   | 1        | 0.0%     | ↔        | 1     |
| Uncontested Divorce                      | 2015 | -   | 1   | -   | -   | -   | -   | 1   | -   | -   | 2   | 1   | 1   | 1        |          |          | 6     |
|  | 2016 | -   | 2   | -   | -   | -   | -   | -   | -   | -   | -   | -   | -   | 2        | 100.0%   | ▲        | 2     |

Court: Gloucester Circuit

Start/End Date: Jan-15 / Feb-16

2015 Average Month: 199

Jan-Feb 2015: 458

Filings Trending: ▲

Circuit/Court ID: 9 209073


Type of Case: Filings

2016 Average Month:258

Jan-Feb 2016 : 516

Overall AVG. Month: 207

Monthly Summary



Jan 15-Feb 16

Totals

|          | 2015  | 2016 |
|----------|-------|------|
| Civil    | 538   | 96   |
| Criminal | 835   | 155  |
| Other    | 1,009 | 265  |
| Total    | 2,382 | 516  |

Jan --- Feb Filings

458

2015

516

2016

Jan --- Feb Filings

|          | 2015 | 2016 | % Change | Trending |
|----------|------|------|----------|----------|
| Civil    | 73   | 96   | 31.5%    | ▲        |
| Criminal | 182  | 155  | -14.8%   | ▼        |
| Other    | 203  | 265  | 30.5%    | ▲        |
| Total    | 458  | 516  | 12.7%    | ▲        |

|      | Jan | Feb | Mar | Apr | May | Jun | Jul | Aug | Sep | Oct | Nov | Dec | Thru Feb | % Change | Trending | Total |
|------|-----|-----|-----|-----|-----|-----|-----|-----|-----|-----|-----|-----|----------|----------|----------|-------|
| 2015 | 190 | 268 | 221 | 194 | 168 | 167 | 228 | 159 | 175 | 196 | 186 | 230 | 458      |          |          | 2,382 |
| 2016 | 265 | 251 | -   | -   | -   | -   | -   | -   | -   | -   | -   | -   | 516      | 12.7%    | ▲        | 516   |

|  |      | Jan | Feb | Mar | Apr | May | Jun | Jul | Aug | Sep | Oct | Nov | Dec | Thru Feb | % Change | Trending | Total |
|--|------|-----|-----|-----|-----|-----|-----|-----|-----|-----|-----|-----|-----|----------|----------|----------|-------|
| Administrative Law                       | 2015 | -   | -   | -   | -   | -   | -   | -   | 1   | -   | -   | -   | -   | 0        |          |          | 1     |
| Capital Murder                           | 2015 | -   | -   | -   | -   | -   | -   | -   | 1   | -   | -   | -   | -   | 0        | 0.0%     | ↔        | 1     |
| Contested Divorce                        | 2015 | 3   | 3   | 7   | 3   | 6   | 7   | 5   | 4   | 1   | 5   | 5   | 2   | 6        | 0.0%     | ↔        | 51    |
|  | 2016 | 5   | 7   | -   | -   | -   | -   | -   | -   | -   | -   | -   | -   | 12       | 100.0%   | ▲        | 12    |
| Domestic and Family - Level 1            | 2015 | 6   | 3   | 6   | -   | -   | 5   | 8   | 2   | -   | 1   | 2   | 3   | 9        |          |          | 36    |
|  | 2016 | 9   | 5   | -   | -   | -   | -   | -   | -   | -   | -   | -   | -   | 14       | 55.6%    | ▲        | 14    |
| Domestic and Family - Level 2            | 2015 | -   | 3   | 1   | 1   | 3   | 2   | 4   | 2   | 1   | 3   | -   | -   | 3        |          |          | 20    |
|  | 2016 | -   | 2   | -   | -   | -   | -   | -   | -   | -   | -   | -   | -   | 2        | -33.3%   | ▼        | 2     |
| General Civil - Level 1                  | 2015 | -   | -   | -   | -   | -   | -   | 1   | 1   | -   | -   | -   | -   | 0        |          |          | 2     |
| General Civil - Level 2                  | 2015 | 3   | 9   | 9   | 4   | 9   | 12  | 5   | 5   | 7   | 9   | 4   | 5   | 12       | 0.0%     | ↔        | 81    |
|  | 2016 | 5   | 6   | -   | -   | -   | -   | -   | -   | -   | -   | -   | -   | 11       | -8.3%    | ▼        | 11    |
| General Civil - Level 3                  | 2015 | 2   | -   | 2   | 33  | 5   | 4   | 4   | 3   | -   | 3   | 5   | 3   | 2        |          |          | 64    |
|  | 2016 | 2   | 3   | -   | -   | -   | -   | -   | -   | -   | -   | -   | -   | 5        | 150.0%   | ▲        | 5     |
| Miscellaneous                            | 2015 | 99  | 78  | 86  | 68  | 53  | 64  | 75  | 72  | 53  | 80  | 78  | 127 | 177      |          |          | 933   |
|  | 2016 | 119 | 116 | -   | -   | -   | -   | -   | -   | -   | -   | -   | -   | 235      | 32.8%    | ▲        | 235   |
| Misdemeanor                              | 2015 | 17  | 19  | 32  | 17  | 16  | 15  | 24  | 13  | 27  | 18  | 17  | 20  | 36       |          |          | 235   |
|  | 2016 | 27  | 21  | -   | -   | -   | -   | -   | -   | -   | -   | -   | -   | 48       | 33.3%    | ▲        | 48    |
| Non-Capital Felonies and Related Matters | 2015 | 33  | 103 | 45  | 35  | 40  | 32  | 54  | 24  | 45  | 46  | 19  | 42  | 136      |          |          | 518   |
|  | 2016 | 65  | 37  | -   | -   | -   | -   | -   | -   | -   | -   | -   | -   | 102      | -25.0%   | ▼        | 102   |
| Other                                    | 2015 | 14  | 28  | 13  | 16  | 17  | 15  | 24  | 11  | 23  | 15  | 23  | 19  | 42       |          |          | 218   |
|  | 2016 | 23  | 32  | -   | -   | -   | -   | -   | -   | -   | -   | -   | -   | 55       | 31.0%    | ▲        | 55    |
| Other Criminally Related Matters         | 2015 | 3   | 7   | 5   | 4   | 9   | 2   | 9   | 6   | 5   | 8   | 18  | 5   | 10       |          |          | 81    |
|  | 2016 | 1   | 4   | -   | -   | -   | -   | -   | -   | -   | -   | -   | -   | 5        | -50.0%   | ▼        | 5     |
| Probates/Wills and Trusts - Le           | 2015 | -   | 1   | 1   | -   | -   | 1   | -   | -   | -   | -   | -   | -   | 1        |          |          | 3     |
| Probates/Wills and Trusts - Level 2      | 2015 | 3   | 1   | 2   | -   | 1   | -   | 2   | -   | -   | 1   | 2   | 1   | 4        |          |          | 13    |
|  | 2016 | -   | 2   | -   | -   | -   | -   | -   | -   | -   | -   | -   | -   | 2        | -50.0%   | ▼        | 2     |
| Protective Orders                        | 2015 | -   | -   | -   | 2   | 1   | 1   | -   | 3   | -   | -   | 1   | -   | 0        |          |          | 8     |
| Uncontested Divorce                      | 2015 | 7   | 13  | 12  | 11  | 8   | 7   | 13  | 12  | 12  | 7   | 12  | 3   | 20       | 0.0%     | ↔        | 117   |
|  | 2016 | 9   | 16  | -   | -   | -   | -   | -   | -   | -   | -   | -   | -   | 25       | 25.0%    | ▲        | 25    |

Court: King & Queen Circuit

Start/End Date: Jan-15 / Feb-16

2015 Average Month: 36

Jan-Feb 2015: 106

Filings Trending: ▼

Circuit/Court ID: 9 209097

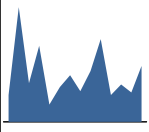
Type of Case: Filings

2016 Average Month:32

Jan-Feb 2016 : 64

Overall AVG. Month: 36

Monthly Summary



Jan 15-Feb 16

Totals

|          | 2015 | 2016 |
|----------|------|------|
| Civil    | 87   | 11   |
| Criminal | 220  | 20   |
| Other    | 130  | 33   |
| Total    | 437  | 64   |

Jan --- Feb Filings

106

64

20152016

Jan --- Feb Filings

|          | 2015 | 2016 | % Change | Trending |
|----------|------|------|----------|----------|
| Civil    | 7    | 11   | 57.1%    | ▲        |
| Criminal | 78   | 20   | -74.4%   | ▼        |
| Other    | 21   | 33   | 57.1%    | ▲        |
| Total    | 106  | 64   | -39.6%   | ▼        |

|      | Jan | Feb | Mar | Apr | May | Jun | Jul | Aug | Sep | Oct | Nov | Dec | Thru Feb | % Change | Trending | Total |
|------|-----|-----|-----|-----|-----|-----|-----|-----|-----|-----|-----|-----|----------|----------|----------|-------|
| 2015 | 20  | 86  | 29  | 57  | 13  | 26  | 35  | 23  | 38  | 62  | 20  | 28  | 106      |          |          | 437   |
| 2016 | 22  | 42  | -   | -   | -   | -   | -   | -   | -   | -   | -   | -   | 64       | -39.6%   | ▼        | 64    |

|  |      | Jan | Feb | Mar | Apr | May | Jun | Jul | Aug | Sep | Oct | Nov | Dec | Thru Feb | % Change | Trending | Total |
|--|------|-----|-----|-----|-----|-----|-----|-----|-----|-----|-----|-----|-----|----------|----------|----------|-------|
| Administrative Law                       | 2015 | 1   | -   | -   | -   | -   | -   | -   | -   | -   | 1   | -   | -   | 1        |          |          | 2     |
| Contested Divorce                        | 2015 | -   | -   | 2   | 1   | -   | 1   | -   | 1   | -   | 1   | -   | 1   | 0        |          |          | 7     |
| Domestic and Family - Level 1            | 2015 | 1   | -   | -   | 2   | 1   | 1   | -   | 6   | -   | -   | -   | -   | 1        | 0.0%     | ↔        | 11    |
| Domestic and Family - Level 2            | 2015 | -   | -   | -   | -   | -   | 3   | -   | -   | -   | -   | -   | -   | 0        |          |          | 3     |
| General Civil - Level 2                  | 2015 | -   | -   | 1   | 2   | -   | 1   | -   | 2   | -   | 1   | -   | 2   | 0        | 0.0%     | ↔        | 9     |
|  | 2016 | -   | 1   | -   | -   | -   | -   | -   | -   | -   | -   | -   | -   | 1        | 0.0%     | ↔        | 1     |
| General Civil - Level 3                  | 2015 | 1   | -   | -   | 1   | 1   | -   | 2   | 1   | 6   | 4   | 4   | -   | 1        |          |          | 20    |
|  | 2016 | 1   | 3   | -   | -   | -   | -   | -   | -   | -   | -   | -   | -   | 4        | 300.0%   | ▲        | 4     |
| Miscellaneous                            | 2015 | 9   | 13  | 22  | 7   | 7   | 14  | 16  | 8   | 13  | 14  | 10  | 12  | 22       |          |          | 145   |
|  | 2016 | 14  | 21  | -   | -   | -   | -   | -   | -   | -   | -   | -   | -   | 35       | 59.1%    | ▲        | 35    |
| Misdemeanor                              | 2015 | 4   | 15  | 3   | 9   | 1   | 1   | 4   | 1   | 6   | 13  | 3   | 1   | 19       |          |          | 61    |
|  | 2016 | 1   | 4   | -   | -   | -   | -   | -   | -   | -   | -   | -   | -   | 5        | -73.7%   | ▼        | 5     |
| Non-Capital Felonies and Related Matters | 2015 | 2   | 55  | 1   | 30  | 3   | 2   | 7   | 2   | 8   | 26  | 2   | 12  | 57       |          |          | 150   |
|  | 2016 | 3   | 9   | -   | -   | -   | -   | -   | -   | -   | -   | -   | -   | 12       | -78.9%   | ▼        | 12    |
| Other                                    | 2015 | -   | -   | -   | 3   | -   | 1   | 1   | -   | -   | -   | -   | -   | 0        |          |          | 5     |
| Other Criminally Related Matters         | 2015 | -   | 2   | -   | 2   | -   | 1   | 2   | -   | 3   | -   | -   | -   | 2        | 0.0%     | ↔        | 10    |
|  | 2016 | 2   | 1   | -   | -   | -   | -   | -   | -   | -   | -   | -   | -   | 3        | 50.0%    | ▲        | 3     |
| Probates/Wills and Trusts - Le           | 2016 | -   | 1   | -   | -   | -   | -   | -   | -   | -   | -   | -   | -   | 1        |          |          | 1     |
| Probates/Wills and Trusts - Le           | 2015 | -   | -   | -   | -   | -   | -   | -   | 1   | 1   | -   | -   | -   | 0        |          |          | 2     |
| Uncontested Divorce                      | 2015 | 2   | 1   | -   | -   | -   | 1   | 3   | 1   | 1   | 2   | 1   | -   | 3        | 0.0%     | ↔        | 12    |
|  | 2016 | 1   | 2   | -   | -   | -   | -   | -   | -   | -   | -   | -   | -   | 3        | 0.0%     | ↔        | 3     |

Court: King William Circuit

Start/End Date: Jan-15 / Feb-16

2015 Average Month: 66

Jan-Feb 2015: 159

Filings Trending: ▲

Circuit/Court ID: 9 209101


Type of Case: Filings

2016 Average Month:95

Jan-Feb 2016 : 189

Overall AVG. Month: 70

Monthly Summary



Jan 15-Feb 16

Totals

|          | 2015 | 2016 |
|----------|------|------|
| Civil    | 161  | 23   |
| Criminal | 256  | 69   |
| Other    | 373  | 97   |
| Total    | 790  | 189  |

Jan --- Feb Filings

159

189

2015

2016

Jan --- Feb Filings

|          | 2015 | 2016 | % Change | Trending |
|----------|------|------|----------|----------|
| Civil    | 25   | 23   | -8.0%    | ▼        |
| Criminal | 62   | 69   | 11.3%    | ▲        |
| Other    | 72   | 97   | 34.7%    | ▲        |
| Total    | 159  | 189  | 18.9%    | ▲        |

|      | Jan | Feb | Mar | Apr | May | Jun | Jul | Aug | Sep | Oct | Nov | Dec | Thru Feb | % Change | Trending | Total |
|------|-----|-----|-----|-----|-----|-----|-----|-----|-----|-----|-----|-----|----------|----------|----------|-------|
| 2015 | 105 | 54  | 50  | 75  | 63  | 64  | 62  | 41  | 48  | 82  | 43  | 103 | 159      |          |          | 790   |
| 2016 | 63  | 126 | -   | -   | -   | -   | -   | -   | -   | -   | -   | -   | 189      | 18.9%    | ▲        | 189   |

|  |      | Jan | Feb | Mar | Apr | May | Jun | Jul | Aug | Sep | Oct | Nov | Dec | Thru Feb | % Change | Trending | Total |
|--|------|-----|-----|-----|-----|-----|-----|-----|-----|-----|-----|-----|-----|----------|----------|----------|-------|
| Administrative Law                       | 2015 | -   | -   | -   | -   | -   | -   | 1   | -   | -   | -   | -   | -   | 0        |          |          | 1     |
| Capital Murder                           | 2016 | -   | 1   | -   | -   | -   | -   | -   | -   | -   | -   | -   | -   | 1        | 0.0%     | ↔        | 1     |
| Contested Divorce                        | 2015 | -   | -   | 1   | -   | -   | -   | -   | -   | 1   | 2   | 1   | 2   | 0        |          |          | 7     |
|  | 2016 | 1   | -   | -   | -   | -   | -   | -   | -   | -   | -   | -   | -   | 1        | 0.0%     | ↔        | 1     |
| Domestic and Family - Level 1            | 2015 | 2   | 3   | 4   | 3   | -   | -   | 1   | 2   | 2   | -   | 5   | 3   | 5        |          |          | 25    |
|  | 2016 | 2   | 1   | -   | -   | -   | -   | -   | -   | -   | -   | -   | -   | 3        | -40.0%   | ▼        | 3     |
| Domestic and Family - Level 2            | 2015 | -   | 2   | 1   | 1   | 1   | 2   | 1   | -   | 2   | -   | -   | -   | 2        |          |          | 10    |
| General Civil - Level 1                  | 2015 | 1   | 1   | -   | 2   | -   | -   | -   | -   | -   | -   | -   | -   | 2        |          |          | 4     |
| General Civil - Level 2                  | 2015 | 2   | 1   | 1   | 1   | 3   | 10  | 2   | 3   | 2   | 2   | 2   | 2   | 3        |          |          | 31    |
|  | 2016 | 1   | 3   | -   | -   | -   | -   | -   | -   | -   | -   | -   | -   | 4        | 33.3%    | ▲        | 4     |
| General Civil - Level 3                  | 2015 | 3   | 1   | 2   | 2   | 5   | 3   | 1   | 1   | -   | 2   | 1   | 3   | 4        |          |          | 24    |
| Miscellaneous                            | 2015 | 43  | 37  | 29  | 24  | 19  | 38  | 27  | 29  | 27  | 33  | 32  | 76  | 80       |          |          | 414   |
|  | 2016 | 48  | 56  | -   | -   | -   | -   | -   | -   | -   | -   | -   | -   | 104      | 30.0%    | ▲        | 104   |
| Misdemeanor                              | 2015 | 9   | 3   | 1   | 7   | 9   | 1   | 14  | -   | 2   | 2   | 1   | 4   | 12       |          |          | 53    |
|  | 2016 | 4   | 7   | -   | -   | -   | -   | -   | -   | -   | -   | -   | -   | 11       | -8.3%    | ▼        | 11    |
| Non-Capital Felonies and Related Matters | 2015 | 44  | 2   | 6   | 32  | 23  | 5   | 12  | 2   | 8   | 35  | -   | 10  | 46       |          |          | 179   |
|  | 2016 | -   | 55  | -   | -   | -   | -   | -   | -   | -   | -   | -   | -   | 55       | 19.6%    | ▲        | 55    |
| Other                                    | 2016 | 1   | 1   | -   | -   | -   | -   | -   | -   | -   | -   | -   | -   | 2        |          |          | 2     |
| Other Criminally Related Matters         | 2015 | -   | 4   | 2   | 3   | 2   | 5   | 2   | 1   | 2   | 2   | 1   | -   | 4        |          |          | 24    |
|  | 2016 | 2   | -   | -   | -   | -   | -   | -   | -   | -   | -   | -   | -   | 2        | -50.0%   | ▼        | 2     |
| Probates/Wills and Trusts - Le           | 2015 | -   | -   | 1   | -   | -   | -   | -   | -   | -   | -   | -   | -   | 0        |          |          | 1     |
| Probates/Wills and Trusts - Le           | 2015 | -   | -   | -   | -   | 1   | -   | -   | -   | -   | -   | -   | -   | 0        | 0.0%     | ↔        | 1     |
| Protective Orders                        | 2015 | 1   | -   | -   | -   | -   | -   | -   | -   | -   | -   | -   | -   | 1        | 0.0%     | ↔        | 1     |
| Uncontested Divorce                      | 2015 | -   | -   | 2   | -   | -   | -   | 1   | 3   | 2   | 4   | -   | 3   | 0        |          |          | 15    |
|  | 2016 | 4   | 2   | -   | -   | -   | -   | -   | -   | -   | -   | -   | -   | 6        | 0.0%     | ↔        | 6     |

Court: Mathews Circuit

Start/End Date: Jan-15 / Feb-16

2015 Average Month: 40

Jan-Feb 2015: 62

Filings Trending: ▼

Circuit/Court ID: 9 209115


Type of Case: Filings

2016 Average Month:30

Jan-Feb 2016 : 60

Overall AVG. Month: 39

Monthly Summary



Jan 15-Feb 16

Totals

|          | 2015 | 2016 |
|----------|------|------|
| Civil    | 133  | 15   |
| Criminal | 170  | 4    |
| Other    | 178  | 41   |
| Total    | 481  | 60   |

Jan --- Feb Filings

62

2015

60

2016

Jan --- Feb Filings

|          | 2015 | 2016 | % Change | Trending |
|----------|------|------|----------|----------|
| Civil    | 14   | 15   | 7.1%     | ▲        |
| Criminal | 12   | 4    | -66.7%   | ▼        |
| Other    | 36   | 41   | 13.9%    | ▲        |
| Total    | 62   | 60   | -3.2%    | ▼        |

|      | Jan | Feb | Mar | Apr | May | Jun | Jul | Aug | Sep | Oct | Nov | Dec | Thru Feb | % Change | Trending | Total |
|------|-----|-----|-----|-----|-----|-----|-----|-----|-----|-----|-----|-----|----------|----------|----------|-------|
| 2015 | 31  | 31  | 58  | 45  | 35  | 39  | 53  | 19  | 29  | 31  | 55  | 55  | 62       |          |          | 481   |
| 2016 | 35  | 25  | -   | -   | -   | -   | -   | -   | -   | -   | -   | -   | 60       | -3.2%    | ▼        | 60    |

|                                     |      | Jan | Feb | Mar | Apr | May | Jun | Jul | Aug | Sep | Oct | Nov | Dec | Thru Feb | % Change | Trending | Total |
|-------------------------------------|------|-----|-----|-----|-----|-----|-----|-----|-----|-----|-----|-----|-----|----------|----------|----------|-------|
| Administrative Law                  | 2015 | -   | -   | -   | -   | -   | -   | -   | -   | 1   | -   | -   | -   | 0        |          |          | 1     |
| Contested Divorce                   | 2015 | -   | 2   | -   | 1   | -   | -   | -   | 1   | 2   | -   | 1   | -   | 2        | 0.0%     | ↔        | 7     |
| Domestic and Family - Level 1       | 2015 | -   | -   | -   | -   | -   | 6   | -   | -   | 2   | -   | -   | 8   | 0        |          |          | 16    |
| Domestic and Family - Level 2       | 2015 | -   | -   | 1   | 1   | -   | -   | 1   | -   | -   | -   | 1   | -   | 0        | 0.0%     | ↔        | 4     |
| General Civil - Level 1             | 2015 | 1   | -   | -   | -   | -   | -   | -   | -   | -   | 1   | 1   | -   | 1        | 0.0%     | ↔        | 3     |
| General Civil - Level 2             | 2015 | 3   | 3   | 2   | 1   | -   | 1   | 3   | 1   | -   | -   | 1   | 3   | 6        |          |          | 18    |
|                                     | 2016 | 1   | 2   | -   | -   | -   | -   | -   | -   | -   | -   | -   | -   | 3        | -50.0%   | ▼        | 3     |
| General Civil - Level 3             | 2015 | -   | 1   | 2   | 5   | 1   | -   | -   | 1   | -   | 2   | 2   | 1   | 1        |          |          | 15    |
|                                     | 2016 | 4   | -   | -   | -   | -   | -   | -   | -   | -   | -   | -   | -   | 4        | 300.0%   | ▲        | 4     |
| Miscellaneous                       | 2015 | 20  | 19  | 27  | 33  | 14  | 12  | 8   | 12  | 9   | 13  | 20  | 31  | 39       |          |          | 218   |
|                                     | 2016 | 24  | 23  | -   | -   | -   | -   | -   | -   | -   | -   | -   | -   | 47       | 20.5%    | ▲        | 47    |
| Misdemeanor                         | 2015 | 1   | 1   | 3   | -   | 6   | 2   | 5   | -   | 4   | 1   | -   | 6   | 2        |          |          | 29    |
|                                     | 2016 | 1   | -   | -   | -   | -   | -   | -   | -   | -   | -   | -   | -   | 1        | -50.0%   | ▼        | 1     |
| Non-Capital Felonies and Rela       | 2015 | 5   | 3   | 19  | -   | 11  | 11  | 32  | 3   | 8   | 11  | 23  | 2   | 8        |          |          | 128   |
| Other                               | 2015 | -   | -   | 1   | -   | -   | -   | -   | -   | -   | -   | -   | 2   | 0        |          |          | 3     |
| Other Criminally Related Matters    | 2015 | -   | 2   | -   | 3   | 2   | 2   | -   | -   | 2   | 1   | 2   | -   | 2        | 0.0%     | ↔        | 14    |
|                                     | 2016 | 3   | -   | -   | -   | -   | -   | -   | -   | -   | -   | -   | -   | 3        | 50.0%    | ▲        | 3     |
| Probates/Wills and Trusts - Level 2 | 2015 | -   | -   | 1   | -   | -   | -   | -   | -   | -   | -   | -   | -   | 0        |          |          | 1     |
|                                     | 2016 | 1   | -   | -   | -   | -   | -   | -   | -   | -   | -   | -   | -   | 1        | 0.0%     | ↔        | 1     |
| Protective Orders                   | 2015 | -   | -   | -   | -   | -   | 1   | -   | -   | -   | -   | -   | -   | 0        |          |          | 1     |
| Uncontested Divorce                 | 2015 | 1   | -   | 2   | 1   | 1   | 4   | 4   | 1   | 1   | 2   | 4   | 2   | 1        | 0.0%     | ↔        | 23    |
|                                     | 2016 | 1   | -   | -   | -   | -   | -   | -   | -   | -   | -   | -   | -   | 1        | 0.0%     | ↔        | 1     |



Court: Middlesex Circuit

Start/End Date: Jan-15 / Feb-16

2015 Average Month: 44

Jan-Feb 2015: 86

Filings Trending: ▲

Circuit/Court ID: 9 209119


Type of Case: Filings

2016 Average Month:63

Jan-Feb 2016 : 125

Overall AVG. Month: 47

Monthly Summary

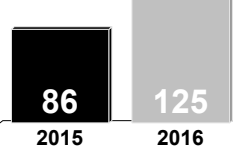


Jan 15-Feb 16

Totals

|          | 2015 | 2016 |
|----------|------|------|
| Civil    | 118  | 17   |
| Criminal | 189  | 44   |
| Other    | 224  | 64   |
| Total    | 531  | 125  |

Jan --- Feb Filings



Jan --- Feb Filings

|          | 2015 | 2016 | % Change | Trending |
|----------|------|------|----------|----------|
| Civil    | 14   | 17   | 21.4%    | ▲        |
| Criminal | 29   | 44   | 51.7%    | ▲        |
| Other    | 43   | 64   | 48.8%    | ▲        |
| Total    | 86   | 125  | 45.3%    | ▲        |

|      | Jan | Feb | Mar | Apr | May | Jun | Jul | Aug | Sep | Oct | Nov | Dec | Thru Feb | % Change | Trending | Total |
|------|-----|-----|-----|-----|-----|-----|-----|-----|-----|-----|-----|-----|----------|----------|----------|-------|
| 2015 | 49  | 37  | 52  | 38  | 44  | 55  | 54  | 36  | 53  | 31  | 25  | 57  | 86       |          |          | 531   |
| 2016 | 61  | 64  | -   | -   | -   | -   | -   | -   | -   | -   | -   | -   | 125      | 45.3%    | ▲        | 125   |

|  |      | Jan | Feb | Mar | Apr | May | Jun | Jul | Aug | Sep | Oct | Nov | Dec | Thru Feb | % Change | Trending | Total |
|--|------|-----|-----|-----|-----|-----|-----|-----|-----|-----|-----|-----|-----|----------|----------|----------|-------|
| Capital Murder                           | 2015 | -   | -   | -   | -   | 2   | -   | -   | -   | -   | -   | -   | -   | 0        |          |          | 2     |
| Contested Divorce                        | 2015 | -   | 1   | 1   | 1   | -   | 1   | 1   | -   | 1   | -   | 1   | 1   | 1        | 0.0%     | ↔        | 8     |
|  | 2016 | 1   | -   | -   | -   | -   | -   | -   | -   | -   | -   | -   | -   | 1        | 0.0%     | ↔        | 1     |
| Domestic and Family - Level 1            | 2015 | -   | 1   | -   | -   | -   | -   | -   | 4   | -   | 2   | 1   | 1   | 1        |          |          | 9     |
| Domestic and Family - Level 2            | 2015 | 2   | -   | 1   | 2   | -   | -   | 1   | -   | -   | -   | -   | -   | 2        |          |          | 6     |
| General Civil - Level 2                  | 2015 | 2   | 3   | 6   | 4   | -   | 4   | -   | -   | -   | 3   | -   | 1   | 5        |          |          | 23    |
|  | 2016 | 1   | 3   | -   | -   | -   | -   | -   | -   | -   | -   | -   | -   | 4        | -20.0%   | ▼        | 4     |
| General Civil - Level 3                  | 2015 | -   | -   | -   | 1   | 2   | 1   | -   | -   | -   | -   | -   | 2   | 0        |          |          | 6     |
|  | 2016 | 1   | -   | -   | -   | -   | -   | -   | -   | -   | -   | -   | -   | 1        | 0.0%     | ↔        | 1     |
| Miscellaneous                            | 2015 | 17  | 28  | 26  | 15  | 11  | 23  | 17  | 12  | 13  | 12  | 17  | 45  | 45       |          |          | 236   |
|  | 2016 | 27  | 38  | -   | -   | -   | -   | -   | -   | -   | -   | -   | -   | 65       | 44.4%    | ▲        | 65    |
| Misdemeanor                              | 2015 | 11  | -   | 3   | -   | 5   | 7   | 6   | 3   | 15  | 1   | 1   | -   | 11       |          |          | 52    |
|  | 2016 | 9   | 6   | -   | -   | -   | -   | -   | -   | -   | -   | -   | -   | 15       | 36.4%    | ▲        | 15    |
| Non-Capital Felonies and Related Matters | 2015 | 13  | 3   | 8   | 9   | 19  | 14  | 22  | 12  | 18  | 4   | 1   | 3   | 16       |          |          | 126   |
|  | 2016 | 14  | 10  | -   | -   | -   | -   | -   | -   | -   | -   | -   | -   | 24       | 50.0%    | ▲        | 24    |
| Other                                    | 2015 | -   | -   | 3   | 2   | 2   | 3   | 1   | 2   | 4   | 1   | 1   | -   | 0        |          |          | 19    |
|  | 2016 | 2   | 2   | -   | -   | -   | -   | -   | -   | -   | -   | -   | -   | 4        | 0.0%     | ↔        | 4     |
| Other Criminally Related Matters         | 2015 | 2   | -   | -   | -   | 2   | -   | 1   | -   | -   | 2   | 2   | 1   | 2        |          |          | 10    |
|  | 2016 | 2   | 3   | -   | -   | -   | -   | -   | -   | -   | -   | -   | -   | 5        | 150.0%   | ▲        | 5     |
| Probates/Wills and Trusts - Level 2      | 2015 | -   | -   | 1   | 1   | -   | 1   | -   | 2   | 1   | -   | -   | -   | 0        |          |          | 6     |
|  | 2016 | 2   | -   | -   | -   | -   | -   | -   | -   | -   | -   | -   | -   | 2        | 0.0%     | ↔        | 2     |
| Protective Orders                        | 2015 | -   | -   | -   | -   | -   | 1   | 1   | -   | -   | 2   | -   | 1   | 0        |          |          | 5     |
| Uncontested Divorce                      | 2015 | 2   | 1   | 3   | 3   | 1   | -   | 4   | 1   | 1   | 4   | 1   | 2   | 3        | 0.0%     | ↔        | 23    |
|  | 2016 | 2   | 2   | -   | -   | -   | -   | -   | -   | -   | -   | -   | -   | 4        | 33.3%    | ▲        | 4     |

Court: New Kent Circuit

Start/End Date: Jan-15 / Feb-16

2015 Average Month: 102

Jan-Feb 2015: 191

Filings Trending: ▲

Circuit/Court ID: 9 209127


Type of Case: Filings

2016 Average Month:147

Jan-Feb 2016 : 293

Overall AVG. Month: 108

Monthly Summary



Jan 15-Feb 16

Totals

|          | 2015  | 2016 |
|----------|-------|------|
| Civil    | 178   | 34   |
| Criminal | 422   | 83   |
| Other    | 621   | 176  |
| Total    | 1,221 | 293  |

Jan --- Feb Filings

191

2015

293

2016

Jan --- Feb Filings

|          | 2015 | 2016 | % Change | Trending |
|----------|------|------|----------|----------|
| Civil    | 36   | 34   | -5.6%    | ▼        |
| Criminal | 54   | 83   | 53.7%    | ▲        |
| Other    | 101  | 176  | 74.3%    | ▲        |
| Total    | 191  | 293  | 53.4%    | ▲        |

|      | Jan | Feb | Mar | Apr | May | Jun | Jul | Aug | Sep | Oct | Nov | Dec | Thru Feb | % Change | Trending | Total |
|------|-----|-----|-----|-----|-----|-----|-----|-----|-----|-----|-----|-----|----------|----------|----------|-------|
| 2015 | 107 | 84  | 139 | 83  | 84  | 58  | 80  | 92  | 107 | 98  | 106 | 183 | 191      |          |          | 1,221 |
| 2016 | 131 | 162 | -   | -   | -   | -   | -   | -   | -   | -   | -   | -   | 293      | 53.4%    | ▲        | 293   |

|  |      | Jan | Feb | Mar | Apr | May | Jun | Jul | Aug | Sep | Oct | Nov | Dec | Thru Feb | % Change | Trending | Total |
|--|------|-----|-----|-----|-----|-----|-----|-----|-----|-----|-----|-----|-----|----------|----------|----------|-------|
| Administrative Law                       | 2015 | 1   | -   | -   | -   | -   | -   | -   | -   | -   | -   | -   | -   | 1        |          |          | 1     |
| Contested Divorce                        | 2015 | -   | 1   | 4   | 3   | 2   | -   | 2   | 2   | 2   | 1   | 3   | 2   | 1        |          |          | 22    |
|  | 2016 | 2   | 5   | -   | -   | -   | -   | -   | -   | -   | -   | -   | -   | 7        | 600.0%   | ▲        | 7     |
| Domestic and Family - Level 1            | 2015 | -   | 2   | -   | 2   | 1   | -   | -   | 3   | 1   | 1   | 1   | -   | 2        |          |          | 11    |
|  | 2016 | 1   | 2   | -   | -   | -   | -   | -   | -   | -   | -   | -   | -   | 3        | 50.0%    | ▲        | 3     |
| Domestic and Family - Level 2            | 2015 | 2   | 2   | -   | 1   | 1   | -   | -   | 2   | -   | -   | 2   | 1   | 4        |          |          | 11    |
|  | 2016 | -   | 1   | -   | -   | -   | -   | -   | -   | -   | -   | -   | -   | 1        | -75.0%   | ▼        | 1     |
| General Civil - Level 1                  | 2015 | -   | -   | -   | 1   | -   | -   | -   | -   | -   | -   | -   | -   | 0        |          |          | 1     |
| General Civil - Level 2                  | 2015 | 2   | 1   | 1   | 2   | 1   | 1   | -   | 1   | 1   | 4   | 3   | 1   | 3        | 0.0%     | ↔        | 18    |
|  | 2016 | 5   | 3   | -   | -   | -   | -   | -   | -   | -   | -   | -   | -   | 8        | 166.7%   | ▲        | 8     |
| General Civil - Level 3                  | 2015 | 2   | 3   | -   | 1   | 2   | -   | 1   | 1   | -   | 1   | -   | 3   | 5        |          |          | 14    |
|  | 2016 | 1   | 3   | -   | -   | -   | -   | -   | -   | -   | -   | -   | -   | 4        | -20.0%   | ▼        | 4     |
| Miscellaneous                            | 2015 | 52  | 36  | 42  | 37  | 24  | 33  | 47  | 35  | 45  | 53  | 60  | 90  | 88       |          |          | 554   |
|  | 2016 | 71  | 86  | -   | -   | -   | -   | -   | -   | -   | -   | -   | -   | 157      | 78.4%    | ▲        | 157   |
| Misdemeanor                              | 2015 | 11  | 8   | 17  | 12  | 10  | 11  | 9   | 11  | 17  | 13  | 11  | 5   | 19       |          |          | 135   |
|  | 2016 | 15  | 16  | -   | -   | -   | -   | -   | -   | -   | -   | -   | -   | 31       | 63.2%    | ▲        | 31    |
| Non-Capital Felonies and Related Matters | 2015 | 22  | 5   | 61  | 17  | 35  | 4   | 12  | 16  | 34  | 18  | 8   | 18  | 27       |          |          | 250   |
|  | 2016 | 21  | 28  | -   | -   | -   | -   | -   | -   | -   | -   | -   | -   | 49       | 81.5%    | ▲        | 49    |
| Other                                    | 2015 | 9   | 14  | 5   | 3   | 4   | 2   | 1   | 9   | 3   | 3   | 11  | 58  | 23       |          |          | 122   |
|  | 2016 | 10  | 12  | -   | -   | -   | -   | -   | -   | -   | -   | -   | -   | 22       | -4.3%    | ▼        | 22    |
| Other Criminally Related Matters         | 2015 | 2   | 6   | 4   | 1   | 1   | 4   | 2   | 6   | 1   | 2   | 5   | 3   | 8        |          |          | 37    |
|  | 2016 | -   | 3   | -   | -   | -   | -   | -   | -   | -   | -   | -   | -   | 3        | -62.5%   | ▼        | 3     |
| Probates/Wills and Trusts - Level 2      | 2015 | -   | -   | -   | -   | -   | -   | 1   | 2   | 1   | 1   | -   | -   | 0        |          |          | 5     |
|  | 2016 | 1   | -   | -   | -   | -   | -   | -   | -   | -   | -   | -   | -   | 1        | 0.0%     | ↔        | 1     |
| Uncontested Divorce                      | 2015 | 4   | 6   | 5   | 3   | 3   | 3   | 5   | 4   | 2   | 1   | 2   | 2   | 10       |          |          | 40    |
|  | 2016 | 4   | 3   | -   | -   | -   | -   | -   | -   | -   | -   | -   | -   | 7        | -30.0%   | ▼        | 7     |

Court: York Circuit

Start/End Date: Jan-15 / Feb-16

2015 Average Month: 252

Jan-Feb 2015: 468

Filings Trending: ▲

Circuit/Court ID: 9 209199


Type of Case: Filings

2016 Average Month:348

Jan-Feb 2016 : 695

Overall AVG. Month: 265

Monthly Summary



Jan 15-Feb 16

Totals

|          | 2015  | 2016 |
|----------|-------|------|
| Civil    | 782   | 134  |
| Criminal | 1,043 | 185  |
| Other    | 1,196 | 376  |
| Total    | 3,021 | 695  |

Jan --- Feb Filings

468

2015

695

2016

Jan --- Feb Filings

|          | 2015 | 2016 | % Change | Trending |
|----------|------|------|----------|----------|
| Civil    | 94   | 134  | 42.6%    | ▲        |
| Criminal | 178  | 185  | 3.9%     | ▲        |
| Other    | 196  | 376  | 91.8%    | ▲        |
| Total    | 468  | 695  | 48.5%    | ▲        |

|      | Jan | Feb | Mar | Apr | May | Jun | Jul | Aug | Sep | Oct | Nov | Dec | Thru Feb | % Change | Trending | Total |
|------|-----|-----|-----|-----|-----|-----|-----|-----|-----|-----|-----|-----|----------|----------|----------|-------|
| 2015 | 262 | 206 | 258 | 250 | 247 | 214 | 269 | 234 | 215 | 275 | 249 | 342 | 468      |          |          | 3,021 |
| 2016 | 353 | 342 | -   | -   | -   | -   | -   | -   | -   | -   | -   | -   | 695      | 48.5%    | ▲        | 695   |

|  |      | Jan | Feb | Mar | Apr | May | Jun | Jul | Aug | Sep | Oct | Nov | Dec | Thru Feb | % Change | Trending | Total |
|--|------|-----|-----|-----|-----|-----|-----|-----|-----|-----|-----|-----|-----|----------|----------|----------|-------|
| Administrative Law                       | 2015 | -   | 1   | -   | -   | -   | -   | -   | -   | 1   | -   | -   | 1   | 1        |          |          | 3     |
|  | 2016 | -   | 1   | -   | -   | -   | -   | -   | -   | -   | -   | -   | -   | 1        | 0.0%     | ↔        | 1     |
| Contested Divorce                        | 2015 | 3   | 3   | 10  | 4   | 5   | 12  | 6   | 7   | 6   | 6   | 4   | 3   | 6        |          |          | 69    |
|  | 2016 | 11  | 6   | -   | -   | -   | -   | -   | -   | -   | -   | -   | -   | 17       | 183.3%   | ▲        | 17    |
| Domestic and Family - Level 1            | 2015 | 2   | 4   | 3   | 3   | 3   | 1   | 4   | 4   | 4   | 2   | 1   | 4   | 6        |          |          | 35    |
|  | 2016 | 1   | 8   | -   | -   | -   | -   | -   | -   | -   | -   | -   | -   | 9        | 50.0%    | ▲        | 9     |
| Domestic and Family - Level 2            | 2015 | 5   | 2   | 14  | 12  | 6   | 4   | 13  | 10  | 7   | 12  | 7   | 8   | 7        |          |          | 100   |
|  | 2016 | 2   | 10  | -   | -   | -   | -   | -   | -   | -   | -   | -   | -   | 12       | 71.4%    | ▲        | 12    |
| General Civil - Level 1                  | 2015 | 1   | -   | -   | -   | -   | -   | -   | -   | -   | -   | -   | -   | 1        |          |          | 1     |
| General Civil - Level 2                  | 2015 | 5   | 7   | 11  | 17  | 5   | 20  | 6   | 16  | 4   | 16  | 12  | 8   | 12       |          |          | 127   |
|  | 2016 | 10  | 9   | -   | -   | -   | -   | -   | -   | -   | -   | -   | -   | 19       | 58.3%    | ▲        | 19    |
| General Civil - Level 3                  | 2015 | 4   | 1   | 7   | 1   | 3   | 3   | 5   | 6   | 5   | 6   | 2   | 1   | 5        |          |          | 44    |
|  | 2016 | 2   | -   | -   | -   | -   | -   | -   | -   | -   | -   | -   | -   | 2        | -60.0%   | ▼        | 2     |
| Miscellaneous                            | 2015 | 123 | 99  | 137 | 99  | 100 | 92  | 122 | 114 | 95  | 91  | 105 | 197 | 222      |          |          | 1,374 |
|  | 2016 | 218 | 198 | -   | -   | -   | -   | -   | -   | -   | -   | -   | -   | 416      | 87.4%    | ▲        | 416   |
| Misdemeanor                              | 2015 | 26  | 16  | 13  | 28  | 11  | 9   | 6   | 10  | 18  | 15  | 16  | 16  | 42       |          |          | 184   |
|  | 2016 | 13  | 15  | -   | -   | -   | -   | -   | -   | -   | -   | -   | -   | 28       | -33.3%   | ▼        | 28    |
| Non-Capital Felonies and Related Matters | 2015 | 74  | 50  | 29  | 51  | 84  | 50  | 74  | 56  | 48  | 99  | 69  | 79  | 124      |          |          | 763   |
|  | 2016 | 81  | 68  | -   | -   | -   | -   | -   | -   | -   | -   | -   | -   | 149      | 20.2%    | ▲        | 149   |
| Other                                    | 2015 | 2   | 1   | 5   | 2   | 6   | 3   | 4   | 1   | 1   | 2   | -   | -   | 3        |          |          | 27    |
|  | 2016 | -   | 2   | -   | -   | -   | -   | -   | -   | -   | -   | -   | -   | 2        | -33.3%   | ▼        | 2     |
| Other Criminally Related Matters         | 2015 | 5   | 8   | 3   | 17  | 9   | 5   | 12  | 2   | 8   | 4   | 19  | 6   | 13       |          |          | 98    |
|  | 2016 | 6   | 2   | -   | -   | -   | -   | -   | -   | -   | -   | -   | -   | 8        | -38.5%   | ▼        | 8     |
| Probates/Wills and Trusts - Le           | 2015 | -   | -   | 1   | -   | -   | 1   | -   | -   | -   | 1   | -   | -   | 0        |          |          | 3     |
| Probates/Wills and Trusts - Level 2      | 2015 | 2   | 1   | 1   | -   | 1   | 4   | 6   | 1   | 1   | 4   | -   | 4   | 3        | 0.0%     | ↔        | 25    |
|  | 2016 | 1   | -   | -   | -   | -   | -   | -   | -   | -   | -   | -   | -   | 1        | -66.7%   | ▼        | 1     |
| Protective Orders                        | 2015 | 1   | -   | -   | -   | -   | -   | -   | 1   | 1   | 2   | -   | 1   | 1        |          |          | 6     |
|  | 2016 | 1   | 1   | -   | -   | -   | -   | -   | -   | -   | -   | -   | -   | 2        | 100.0%   | ▲        | 2     |
| Uncontested Divorce                      | 2015 | 9   | 13  | 24  | 16  | 14  | 10  | 11  | 6   | 16  | 15  | 14  | 14  | 22       |          |          | 162   |
|  | 2016 | 7   | 22  | -   | -   | -   | -   | -   | -   | -   | -   | -   | -   | 29       | 31.8%    | ▲        | 29    |

Court: Williamsburg Circuit

Start/End Date: Jan-15 / Feb-16

2015 Average Month: 303

Jan-Feb 2015: 590

Filings Trending: ▲

Circuit/Court ID: 9 209830


Type of Case: Filings

2016 Average Month:368

Jan-Feb 2016 : 735

Overall AVG. Month: 312

Monthly Summary



Jan 15-Feb 16

Totals

|          | 2015  | 2016 |
|----------|-------|------|
| Civil    | 969   | 161  |
| Criminal | 1,243 | 222  |
| Other    | 1,426 | 352  |
| Total    | 3,638 | 735  |

Jan --- Feb Filings

590

2015

735

2016

Jan --- Feb Filings

|          | 2015 | 2016 | % Change | Trending |
|----------|------|------|----------|----------|
| Civil    | 165  | 161  | -2.4%    | ▼        |
| Criminal | 179  | 222  | 24.0%    | ▲        |
| Other    | 246  | 352  | 43.1%    | ▲        |
| Total    | 590  | 735  | 24.6%    | ▲        |

|      | Jan | Feb | Mar | Apr | May | Jun | Jul | Aug | Sep | Oct | Nov | Dec | Thru Feb | % Change | Trending | Total |
|------|-----|-----|-----|-----|-----|-----|-----|-----|-----|-----|-----|-----|----------|----------|----------|-------|
| 2015 | 324 | 266 | 325 | 276 | 258 | 273 | 337 | 264 | 316 | 282 | 336 | 381 | 590      |          |          | 3,638 |
| 2016 | 388 | 347 | -   | -   | -   | -   | -   | -   | -   | -   | -   | -   | 735      | 24.6%    | ▲        | 735   |

|  |      | Jan | Feb | Mar | Apr | May | Jun | Jul | Aug | Sep | Oct | Nov | Dec | Thru Feb | % Change | Trending | Total |
|--|------|-----|-----|-----|-----|-----|-----|-----|-----|-----|-----|-----|-----|----------|----------|----------|-------|
| Administrative Law                       | 2015 | -   | -   | -   | -   | -   | 1   | 1   | -   | -   | 1   | -   | 1   | 0        |          |          | 4     |
| Capital Murder                           | 2015 | -   | -   | 4   | -   | -   | -   | -   | -   | -   | -   | -   | -   | 0        | 0.0%     | ↔        | 4     |
| Contested Divorce                        | 2015 | 9   | 7   | 5   | 9   | 7   | 4   | 7   | 2   | 4   | 5   | 9   | 2   | 16       | 0.0%     | ↔        | 70    |
|  | 2016 | 7   | 6   | -   | -   | -   | -   | -   | -   | -   | -   | -   | -   | 13       | -18.8%   | ▼        | 13    |
| Domestic and Family - Level 1            | 2015 | 3   | 5   | 3   | 2   | 7   | 4   | 9   | 9   | 1   | 3   | 3   | 3   | 8        |          |          | 52    |
|  | 2016 | 3   | 6   | -   | -   | -   | -   | -   | -   | -   | -   | -   | -   | 9        | 12.5%    | ▲        | 9     |
| Domestic and Family - Level 2            | 2015 | 5   | 1   | 5   | 2   | 4   | -   | -   | 4   | -   | -   | 3   | 3   | 6        |          |          | 27    |
|  | 2016 | 2   | 1   | -   | -   | -   | -   | -   | -   | -   | -   | -   | -   | 3        | -50.0%   | ▼        | 3     |
| General Civil - Level 1                  | 2015 | -   | 3   | 2   | 1   | 2   | 1   | 1   | 1   | 1   | -   | 1   | -   | 3        |          |          | 13    |
|  | 2016 | 1   | -   | -   | -   | -   | -   | -   | -   | -   | -   | -   | -   | 1        | -66.7%   | ▼        | 1     |
| General Civil - Level 2                  | 2015 | 18  | 8   | 8   | 12  | 12  | 15  | 12  | 12  | 13  | 9   | 18  | 10  | 26       |          |          | 147   |
|  | 2016 | 11  | 14  | -   | -   | -   | -   | -   | -   | -   | -   | -   | -   | 25       | -3.8%    | ▼        | 25    |
| General Civil - Level 3                  | 2015 | 6   | 6   | 1   | 11  | 4   | 14  | 11  | 5   | -   | 9   | 9   | 8   | 12       |          |          | 84    |
|  | 2016 | 3   | 9   | -   | -   | -   | -   | -   | -   | -   | -   | -   | -   | 12       | 0.0%     | ↔        | 12    |
| Miscellaneous                            | 2015 | 123 | 101 | 129 | 94  | 82  | 83  | 112 | 107 | 116 | 91  | 112 | 235 | 224      |          |          | 1,385 |
|  | 2016 | 175 | 169 | -   | -   | -   | -   | -   | -   | -   | -   | -   | -   | 344      | 53.6%    | ▲        | 344   |
| Misdemeanor                              | 2015 | 44  | 26  | 31  | 34  | 34  | 43  | 44  | 30  | 42  | 44  | 44  | 21  | 70       |          |          | 437   |
|  | 2016 | 37  | 25  | -   | -   | -   | -   | -   | -   | -   | -   | -   | -   | 62       | -11.4%   | ▼        | 62    |
| Non-Capital Felonies and Related Matters | 2015 | 51  | 39  | 66  | 52  | 57  | 49  | 74  | 29  | 69  | 52  | 78  | 45  | 90       |          |          | 661   |
|  | 2016 | 80  | 58  | -   | -   | -   | -   | -   | -   | -   | -   | -   | -   | 138      | 53.3%    | ▲        | 138   |
| Other                                    | 2015 | 29  | 47  | 44  | 29  | 14  | 23  | 34  | 37  | 44  | 28  | 31  | 27  | 76       |          |          | 387   |
|  | 2016 | 33  | 26  | -   | -   | -   | -   | -   | -   | -   | -   | -   | -   | 59       | -22.4%   | ▼        | 59    |
| Other Criminally Related Matters         | 2015 | 10  | 9   | 8   | 19  | 16  | 15  | 13  | 14  | 10  | 10  | 10  | 13  | 19       |          |          | 147   |
|  | 2016 | 8   | 14  | -   | -   | -   | -   | -   | -   | -   | -   | -   | -   | 22       | 15.8%    | ▲        | 22    |
| Probates/Wills and Trusts - Level 1      | 2015 | 1   | -   | 1   | -   | 1   | 1   | -   | -   | 1   | 2   | -   | -   | 1        |          |          | 7     |
|  | 2016 | 1   | 1   | -   | -   | -   | -   | -   | -   | -   | -   | -   | -   | 2        | 100.0%   | ▲        | 2     |
| Probates/Wills and Trusts - Level 2      | 2015 | -   | 1   | 3   | 2   | 1   | 4   | 3   | 1   | 1   | 2   | 6   | 2   | 1        |          |          | 26    |
|  | 2016 | 3   | 2   | -   | -   | -   | -   | -   | -   | -   | -   | -   | -   | 5        | 400.0%   | ▲        | 5     |
| Uncontested Divorce                      | 2015 | 25  | 13  | 15  | 9   | 17  | 16  | 16  | 13  | 14  | 26  | 12  | 11  | 38       |          |          | 187   |
|  | 2016 | 24  | 16  | -   | -   | -   | -   | -   | -   | -   | -   | -   | -   | 40       | 5.3%     | ▲        | 40    |

Court: Appomattox Circuit

Start/End Date: Jan-15 / Feb-16

2015 Average Month: 73

Jan-Feb 2015: 130

Filings Trending: ▲

Circuit/Court ID: 10

210011


Type of Case: Filings

2016 Average Month:85

Jan-Feb 2016 : 170

Overall AVG. Month: 75

Monthly Summary



Jan 15-Feb 16

Totals

|          | 2015 | 2016 |
|----------|------|------|
| Civil    | 180  | 21   |
| Criminal | 335  | 67   |
| Other    | 362  | 82   |
| Total    | 877  | 170  |

Jan --- Feb Filings

130

2015

170

2016

Jan --- Feb Filings

|          | 2015 | 2016 | % Change | Trending |
|----------|------|------|----------|----------|
| Civil    | 22   | 21   | -4.5%    | ▼        |
| Criminal | 60   | 67   | 11.7%    | ▲        |
| Other    | 48   | 82   | 70.8%    | ▲        |
| Total    | 130  | 170  | 30.8%    | ▲        |

|      | Jan | Feb | Mar | Apr | May | Jun | Jul | Aug | Sep | Oct | Nov | Dec | Thru Feb | % Change | Trending | Total |
|------|-----|-----|-----|-----|-----|-----|-----|-----|-----|-----|-----|-----|----------|----------|----------|-------|
| 2015 | 72  | 58  | 61  | 66  | 59  | 140 | 52  | 85  | 48  | 82  | 59  | 95  | 130      |          |          | 877   |
| 2016 | 106 | 64  | -   | -   | -   | -   | -   | -   | -   | -   | -   | -   | 170      | 30.8%    | ▲        | 170   |

|  |      | Jan | Feb | Mar | Apr | May | Jun | Jul | Aug | Sep | Oct | Nov | Dec | Thru Feb | % Change | Trending | Total |
|--|------|-----|-----|-----|-----|-----|-----|-----|-----|-----|-----|-----|-----|----------|----------|----------|-------|
| Contested Divorce                        | 2015 | -   | -   | 2   | 1   | 2   | 1   | 1   | 1   | 3   | 3   | 2   | -   | 0        |          |          | 16    |
|  | 2016 | 1   | 1   | -   | -   | -   | -   | -   | -   | -   | -   | -   | -   | 2        | 0.0%     | ↔        | 2     |
| Domestic and Family - Level 1            | 2015 | -   | 2   | -   | -   | -   | 7   | 3   | 3   | 3   | 3   | 5   | 1   | 2        |          |          | 27    |
| Domestic and Family - Level 2            | 2015 | -   | -   | -   | -   | 2   | 3   | -   | 1   | -   | -   | 2   | -   | 0        |          |          | 8     |
| General Civil - Level 1                  | 2015 | -   | -   | -   | 1   | -   | -   | -   | -   | -   | -   | -   | -   | 0        | 0.0%     | ↔        | 1     |
| General Civil - Level 2                  | 2015 | 2   | -   | 1   | 2   | 2   | -   | 1   | -   | 1   | -   | -   | 2   | 2        | 0.0%     | ↔        | 11    |
|  | 2016 | -   | 5   | -   | -   | -   | -   | -   | -   | -   | -   | -   | -   | 5        | 150.0%   | ▲        | 5     |
| General Civil - Level 3                  | 2015 | -   | 1   | 1   | 2   | 5   | 1   | -   | 3   | -   | 1   | -   | 1   | 1        |          |          | 15    |
|  | 2016 | 4   | 1   | -   | -   | -   | -   | -   | -   | -   | -   | -   | -   | 5        | 400.0%   | ▲        | 5     |
| Miscellaneous                            | 2015 | 33  | 27  | 39  | 26  | 25  | 26  | 29  | 32  | 25  | 37  | 38  | 90  | 60       |          |          | 427   |
|  | 2016 | 46  | 41  | -   | -   | -   | -   | -   | -   | -   | -   | -   | -   | 87       | 45.0%    | ▲        | 87    |
| Misdemeanor                              | 2015 | 7   | 1   | 1   | 2   | 3   | 8   | 2   | 4   | 2   | 8   | 2   | -   | 8        |          |          | 40    |
|  | 2016 | 10  | 2   | -   | -   | -   | -   | -   | -   | -   | -   | -   | -   | 12       | 50.0%    | ▲        | 12    |
| Non-Capital Felonies and Related Matters | 2015 | 27  | 24  | 13  | 28  | 11  | 90  | 12  | 38  | 11  | 25  | 4   | 1   | 51       |          |          | 284   |
|  | 2016 | 43  | 9   | -   | -   | -   | -   | -   | -   | -   | -   | -   | -   | 52       | 2.0%     | ▲        | 52    |
| Other                                    | 2015 | -   | -   | 1   | -   | 1   | -   | -   | -   | -   | 1   | 1   | -   | 0        |          |          | 4     |
| Other Criminally Related Matters         | 2015 | -   | 1   | 1   | -   | 6   | -   | -   | -   | 1   | 1   | 1   | -   | 1        | 0.0%     | ↔        | 11    |
|  | 2016 | 1   | 2   | -   | -   | -   | -   | -   | -   | -   | -   | -   | -   | 3        | 200.0%   | ▲        | 3     |
| Probates/Wills and Trusts - Level 2      | 2015 | 2   | -   | -   | 1   | -   | -   | -   | 1   | -   | 1   | -   | -   | 2        |          |          | 5     |
|  | 2016 | -   | 1   | -   | -   | -   | -   | -   | -   | -   | -   | -   | -   | 1        | -50.0%   | ▼        | 1     |
| Uncontested Divorce                      | 2015 | 1   | 2   | 2   | 3   | 2   | 4   | 4   | 2   | 2   | 2   | 4   | -   | 3        |          |          | 28    |
|  | 2016 | 1   | 2   | -   | -   | -   | -   | -   | -   | -   | -   | -   | -   | 3        | 0.0%     | ↔        | 3     |

Court: Buckingham Circuit

Start/End Date: Jan-15 / Feb-16

2015 Average Month: 67

Jan-Feb 2015: 90

Filings Trending: ▲

Circuit/Court ID: 10

210029

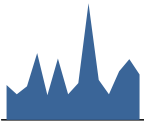
Type of Case: Filings

2016 Average Month:80

Jan-Feb 2016 : 159

Overall AVG. Month: 69

Monthly Summary



Jan 15-Feb 16

Totals

|          | 2015 | 2016 |
|----------|------|------|
| Civil    | 170  | 34   |
| Criminal | 393  | 49   |
| Other    | 245  | 76   |
| Total    | 808  | 159  |

Jan --- Feb Filings

90

2015

159

2016

Jan --- Feb Filings

|          | 2015 | 2016 | % Change | Trending |
|----------|------|------|----------|----------|
| Civil    | 22   | 34   | 54.5%    | ▲        |
| Criminal | 38   | 49   | 28.9%    | ▲        |
| Other    | 30   | 76   | 153.3%   | ▲        |
| Total    | 90   | 159  | 76.7%    | ▲        |

|      | Jan | Feb | Mar | Apr | May | Jun | Jul | Aug | Sep | Oct | Nov | Dec | Thru Feb | % Change | Trending | Total |
|------|-----|-----|-----|-----|-----|-----|-----|-----|-----|-----|-----|-----|----------|----------|----------|-------|
| 2015 | 52  | 38  | 50  | 100 | 37  | 92  | 38  | 55  | 175 | 60  | 38  | 73  | 90       |          |          | 808   |
| 2016 | 91  | 68  | -   | -   | -   | -   | -   | -   | -   | -   | -   | -   | 159      | 76.7%    | ▲        | 159   |

|  |      | Jan | Feb | Mar | Apr | May | Jun | Jul | Aug | Sep | Oct | Nov | Dec | Thru Feb | % Change | Trending | Total |
|--|------|-----|-----|-----|-----|-----|-----|-----|-----|-----|-----|-----|-----|----------|----------|----------|-------|
| Administrative Law                       | 2015 | -   | -   | -   | -   | -   | -   | -   | 1   | -   | -   | -   | -   | 0        |          |          | 1     |
| Capital Murder                           | 2015 | -   | -   | -   | -   | -   | 1   | -   | -   | -   | -   | -   | -   | 0        | 0.0%     | ↔        | 1     |
| Contested Divorce                        | 2015 | 2   | 6   | 1   | -   | 2   | -   | 1   | 2   | 1   | -   | -   | 1   | 8        | 0.0%     | ↔        | 16    |
|  | 2016 | 1   | 1   | -   | -   | -   | -   | -   | -   | -   | -   | -   | -   | 2        | -75.0%   | ▼        | 2     |
| Domestic and Family - Level 1            | 2015 | 1   | -   | 2   | 2   | -   | -   | -   | 1   | 1   | -   | 4   | -   | 1        |          |          | 11    |
|  | 2016 | 2   | -   | -   | -   | -   | -   | -   | -   | -   | -   | -   | -   | 2        | 100.0%   | ▲        | 2     |
| Domestic and Family - Level 2            | 2016 | 2   | 1   | -   | -   | -   | -   | -   | -   | -   | -   | -   | -   | 3        |          |          | 3     |
| General Civil - Level 2                  | 2015 | 1   | 2   | -   | 4   | 1   | 4   | 6   | 6   | -   | 2   | 3   | 5   | 3        |          |          | 34    |
|  | 2016 | 2   | 3   | -   | -   | -   | -   | -   | -   | -   | -   | -   | -   | 5        | 66.7%    | ▲        | 5     |
| General Civil - Level 3                  | 2015 | 1   | -   | -   | -   | 1   | -   | -   | -   | -   | -   | -   | 1   | 1        |          |          | 3     |
|  | 2016 | -   | 1   | -   | -   | -   | -   | -   | -   | -   | -   | -   | -   | 1        | 0.0%     | ↔        | 1     |
| Miscellaneous                            | 2015 | 15  | 21  | 26  | 30  | 17  | 29  | 25  | 22  | 21  | 36  | 22  | 40  | 36       |          |          | 304   |
|  | 2016 | 46  | 44  | -   | -   | -   | -   | -   | -   | -   | -   | -   | -   | 90       | 150.0%   | ▲        | 90    |
| Misdemeanor                              | 2015 | 2   | -   | 3   | 4   | 3   | 6   | 2   | -   | 25  | 6   | 3   | 5   | 2        |          |          | 59    |
|  | 2016 | 3   | 3   | -   | -   | -   | -   | -   | -   | -   | -   | -   | -   | 6        | 200.0%   | ▲        | 6     |
| Non-Capital Felonies and Related Matters | 2015 | 28  | 8   | 12  | 55  | 8   | 45  | 1   | 19  | 123 | 9   | 4   | 17  | 36       |          |          | 329   |
|  | 2016 | 31  | 12  | -   | -   | -   | -   | -   | -   | -   | -   | -   | -   | 43       | 19.4%    | ▲        | 43    |
| Other                                    | 2015 | -   | -   | -   | -   | -   | 1   | -   | -   | 1   | -   | -   | -   | 0        |          |          | 2     |
| Other Criminally Related Matte           | 2015 | -   | -   | -   | 1   | -   | -   | -   | -   | 1   | 2   | -   | -   | 0        | 0.0%     | ↔        | 4     |
| Probates/Wills and Trusts - Le           | 2015 | -   | -   | -   | -   | -   | 1   | -   | -   | -   | -   | -   | -   | 0        | 0.0%     | ↔        | 1     |
| Probates/Wills and Trusts - Level 2      | 2015 | -   | 1   | -   | -   | -   | -   | 1   | -   | -   | -   | -   | -   | 1        | 0.0%     | ↔        | 2     |
|  | 2016 | -   | 1   | -   | -   | -   | -   | -   | -   | -   | -   | -   | -   | 1        | 0.0%     | ↔        | 1     |
| Uncontested Divorce                      | 2015 | 2   | -   | 6   | 4   | 5   | 5   | 2   | 4   | 2   | 5   | 2   | 4   | 2        |          |          | 41    |
|  | 2016 | 4   | 2   | -   | -   | -   | -   | -   | -   | -   | -   | -   | -   | 6        | 200.0%   | ▲        | 6     |

Court: Charlotte Circuit

Start/End Date: Jan-15 / Feb-16

2015 Average Month: 49

Jan-Feb 2015: 154

Filings Trending: ▼

Circuit/Court ID: 10

210037


Type of Case: Filings

2016 Average Month:75

Jan-Feb 2016 : 149

Overall AVG. Month: 53

Monthly Summary



Jan 15-Feb 16

Totals

|          | 2015 | 2016 |
|----------|------|------|
| Civil    | 174  | 26   |
| Criminal | 222  | 57   |
| Other    | 195  | 66   |
| Total    | 591  | 149  |

Jan --- Feb Filings

154

2015

149

2016

Jan --- Feb Filings

|          | 2015 | 2016 | % Change | Trending |
|----------|------|------|----------|----------|
| Civil    | 21   | 26   | 23.8%    | ▲        |
| Criminal | 98   | 57   | -41.8%   | ▼        |
| Other    | 35   | 66   | 88.6%    | ▲        |
| Total    | 154  | 149  | -3.2%    | ▼        |

|      | Jan | Feb | Mar | Apr | May | Jun | Jul | Aug | Sep | Oct | Nov | Dec | Thru Feb | % Change | Trending | Total |
|------|-----|-----|-----|-----|-----|-----|-----|-----|-----|-----|-----|-----|----------|----------|----------|-------|
| 2015 | 29  | 125 | 50  | 58  | 28  | 41  | 41  | 47  | 49  | 36  | 44  | 43  | 154      |          |          | 591   |
| 2016 | 64  | 85  | -   | -   | -   | -   | -   | -   | -   | -   | -   | -   | 149      | -3.2%    | ▼        | 149   |

|  |      | Jan | Feb | Mar | Apr | May | Jun | Jul | Aug | Sep | Oct | Nov | Dec | Thru Feb | % Change | Trending | Total |
|--|------|-----|-----|-----|-----|-----|-----|-----|-----|-----|-----|-----|-----|----------|----------|----------|-------|
| Contested Divorce                        | 2015 | 1   | 1   | -   | 1   | 1   | 2   | 3   | 2   | 1   | -   | -   | 2   | 2        |          |          | 14    |
|  | 2016 | 2   | 1   | -   | -   | -   | -   | -   | -   | -   | -   | -   | -   | 3        | 50.0%    | ▲        | 3     |
| Domestic and Family - Level 1            | 2015 | -   | 1   | 2   | -   | -   | 2   | 2   | 3   | 1   | 5   | 1   | 2   | 1        |          |          | 19    |
|  | 2016 | -   | 2   | -   | -   | -   | -   | -   | -   | -   | -   | -   | -   | 2        | 100.0%   | ▲        | 2     |
| Domestic and Family - Level 2            | 2015 | -   | -   | 1   | 1   | 1   | -   | 1   | -   | 4   | 1   | -   | 2   | 0        |          |          | 11    |
|  | 2016 | 1   | -   | -   | -   | -   | -   | -   | -   | -   | -   | -   | -   | 1        | 0.0%     | ↔        | 1     |
| General Civil - Level 2                  | 2015 | 2   | 2   | 5   | 4   | 2   | 1   | 1   | 3   | 3   | 1   | 1   | 1   | 4        |          |          | 26    |
|  | 2016 | -   | 2   | -   | -   | -   | -   | -   | -   | -   | -   | -   | -   | 2        | -50.0%   | ▼        | 2     |
| General Civil - Level 3                  | 2015 | 1   | 1   | 2   | 3   | -   | 2   | 1   | 2   | 2   | -   | 2   | -   | 2        |          |          | 16    |
|  | 2016 | -   | 3   | -   | -   | -   | -   | -   | -   | -   | -   | -   | -   | 3        | 50.0%    | ▲        | 3     |
| Miscellaneous                            | 2015 | 18  | 24  | 26  | 23  | 13  | 17  | 12  | 19  | 17  | 16  | 19  | 23  | 42       |          |          | 227   |
|  | 2016 | 25  | 43  | -   | -   | -   | -   | -   | -   | -   | -   | -   | -   | 68       | 61.9%    | ▲        | 68    |
| Misdemeanor                              | 2015 | -   | 7   | 2   | 2   | 4   | 4   | 1   | 3   | 6   | 3   | 6   | 2   | 7        |          |          | 40    |
|  | 2016 | 3   | 7   | -   | -   | -   | -   | -   | -   | -   | -   | -   | -   | 10       | 42.9%    | ▲        | 10    |
| Non-Capital Felonies and Related Matters | 2015 | 5   | 86  | 8   | 17  | 4   | 10  | 14  | 8   | 7   | 3   | 8   | 6   | 91       |          |          | 176   |
|  | 2016 | 27  | 17  | -   | -   | -   | -   | -   | -   | -   | -   | -   | -   | 44       | -51.6%   | ▼        | 44    |
| Other                                    | 2015 | -   | -   | 1   | 1   | -   | -   | -   | 3   | 4   | 5   | 5   | 2   | 0        |          |          | 21    |
|  | 2016 | 3   | 5   | -   | -   | -   | -   | -   | -   | -   | -   | -   | -   | 8        | 0.0%     | ↔        | 8     |
| Other Criminally Related Matters         | 2015 | -   | -   | 1   | 3   | 1   | -   | -   | -   | -   | 1   | -   | 1   | 0        |          |          | 7     |
|  | 2016 | 1   | 2   | -   | -   | -   | -   | -   | -   | -   | -   | -   | -   | 3        | 0.0%     | ↔        | 3     |
| Probates/Wills and Trusts - Le           | 2015 | -   | -   | -   | -   | -   | -   | 1   | -   | -   | -   | -   | -   | 0        |          |          | 1     |
| Probates/Wills and Trusts - Level 2      | 2015 | -   | -   | 1   | -   | -   | -   | 1   | -   | 1   | -   | 1   | -   | 0        | 0.0%     | ↔        | 4     |
|  | 2016 | -   | 1   | -   | -   | -   | -   | -   | -   | -   | -   | -   | -   | 1        | 0.0%     | ↔        | 1     |
| Uncontested Divorce                      | 2015 | 2   | 3   | 1   | 3   | 2   | 3   | 4   | 4   | 3   | 1   | 1   | 2   | 5        |          |          | 29    |
|  | 2016 | 2   | 2   | -   | -   | -   | -   | -   | -   | -   | -   | -   | -   | 4        | -20.0%   | ▼        | 4     |



Court: Cumberland Circuit

Start/End Date: Jan-15 / Feb-16

2015 Average Month: 37

Jan-Feb 2015: 69

Filings Trending: ▲

Circuit/Court ID: 10

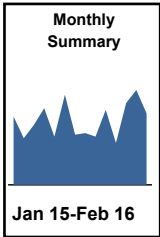
210049

Type of Case: Filings

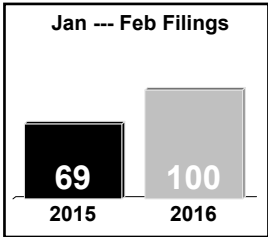
2016 Average Month:50

Jan-Feb 2016 : 100

Overall AVG. Month: 39



|          | Totals |      |
|----------|--------|------|
|          | 2015   | 2016 |
| Civil    | 87     | 17   |
| Criminal | 176    | 22   |
| Other    | 180    | 61   |
| Total    | 443    | 100  |



|          | Jan --- Feb Filings |      |          |          |
|----------|---------------------|------|----------|----------|
|          | 2015                | 2016 | % Change | Trending |
| Civil    | 16                  | 17   | 6.3%     | ▲        |
| Criminal | 30                  | 22   | -26.7%   | ▼        |
| Other    | 23                  | 61   | 165.2%   | ▲        |
| Total    | 69                  | 100  | 44.9%    | ▲        |

|      | Jan | Feb | Mar | Apr | May | Jun | Jul | Aug | Sep | Oct | Nov | Dec | Thru Feb | % Change | Trending | Total |
|------|-----|-----|-----|-----|-----|-----|-----|-----|-----|-----|-----|-----|----------|----------|----------|-------|
| 2015 | 41  | 28  | 36  | 46  | 29  | 54  | 30  | 31  | 29  | 45  | 25  | 49  | 69       |          |          | 443   |
| 2016 | 57  | 43  | -   | -   | -   | -   | -   | -   | -   | -   | -   | -   | 100      | 44.9%    | ▲        | 100   |

|  |      | Jan | Feb | Mar | Apr | May | Jun | Jul | Aug | Sep | Oct | Nov | Dec | Thru Feb | % Change | Trending | Total |
|--|------|-----|-----|-----|-----|-----|-----|-----|-----|-----|-----|-----|-----|----------|----------|----------|-------|
| Contested Divorce                        | 2015 | -   | -   | -   | -   | 2   | -   | -   | 1   | 1   | 1   | 4   | 1   | 0        |          |          | 10    |
|  | 2016 | -   | 1   | -   | -   | -   | -   | -   | -   | -   | -   | -   | -   | 1        | 0.0%     | ↔        | 1     |
| Domestic and Family - Level 1            | 2015 | 1   | -   | 1   | 2   | -   | 2   | -   | 2   | -   | 1   | -   | 1   | 1        |          |          | 10    |
|  | 2016 | 3   | -   | -   | -   | -   | -   | -   | -   | -   | -   | -   | -   | 3        | 200.0%   | ▲        | 3     |
| Domestic and Family - Level 2            | 2015 | -   | -   | -   | 1   | -   | -   | -   | -   | 1   | -   | -   | -   | 0        |          |          | 2     |
|  | 2016 | 3   | 1   | -   | -   | -   | -   | -   | -   | -   | -   | -   | -   | 4        | 0.0%     | ↔        | 4     |
| General Civil - Level 2                  | 2015 | -   | 2   | -   | 1   | 2   | 1   | 1   | -   | -   | 2   | 2   | -   | 2        |          |          | 11    |
|  | 2016 | 1   | 1   | -   | -   | -   | -   | -   | -   | -   | -   | -   | -   | 2        | 0.0%     | ↔        | 2     |
| General Civil - Level 3                  | 2015 | -   | -   | -   | -   | -   | -   | -   | 1   | -   | -   | 1   | -   | 0        |          |          | 2     |
|  | 2016 | -   | 1   | -   | -   | -   | -   | -   | -   | -   | -   | -   | -   | 1        | 0.0%     | ↔        | 1     |
| Miscellaneous                            | 2015 | 17  | 12  | 15  | 24  | 9   | 10  | 14  | 19  | 13  | 30  | 14  | 28  | 29       |          |          | 205   |
|  | 2016 | 39  | 25  | -   | -   | -   | -   | -   | -   | -   | -   | -   | -   | 64       | 120.7%   | ▲        | 64    |
| Misdemeanor                              | 2015 | 8   | 6   | 6   | 3   | 3   | 6   | 4   | 3   | 4   | 2   | 1   | 4   | 14       |          |          | 50    |
|  | 2016 | 6   | 2   | -   | -   | -   | -   | -   | -   | -   | -   | -   | -   | 8        | -42.9%   | ▼        | 8     |
| Non-Capital Felonies and Related Matters | 2015 | 11  | 3   | 11  | 12  | 11  | 34  | 9   | 3   | 8   | 5   | 3   | 13  | 14       |          |          | 123   |
|  | 2016 | 3   | -   | -   | -   | -   | -   | -   | -   | -   | -   | -   | -   | 3        | -78.6%   | ▼        | 3     |
| Other                                    | 2015 | 1   | -   | -   | -   | -   | -   | -   | -   | -   | 1   | -   | -   | 1        |          |          | 2     |
|  | 2016 | 2   | -   | -   | -   | -   | -   | -   | -   | -   | -   | -   | -   | 2        | 100.0%   | ▲        | 2     |
| Other Criminally Related Matters         | 2015 | 1   | 1   | -   | 1   | 1   | -   | -   | -   | -   | -   | -   | -   | 2        |          |          | 4     |
|  | 2016 | -   | 11  | -   | -   | -   | -   | -   | -   | -   | -   | -   | -   | 11       | 450.0%   | ▲        | 11    |
| Probates/Wills and Trusts - Le           | 2015 | -   | 1   | -   | -   | -   | -   | -   | -   | 1   | 3   | -   | -   | 1        |          |          | 5     |
| Protective Orders                        | 2015 | 1   | -   | -   | -   | -   | -   | -   | -   | -   | -   | -   | -   | 1        |          |          | 1     |
| Uncontested Divorce                      | 2015 | 1   | 3   | 3   | 2   | 1   | 1   | 2   | 2   | 1   | -   | -   | 2   | 4        |          |          | 18    |
|  | 2016 | -   | 1   | -   | -   | -   | -   | -   | -   | -   | -   | -   | -   | 1        | -75.0%   | ▼        | 1     |

Court: Halifax Circuit

Start/End Date: Jan-15 / Feb-16

2015 Average Month: 199

Jan-Feb 2015: 423

Filings Trending: ↔

Circuit/Court ID: 10

210083


Type of Case: Filings

2016 Average Month:208

Jan-Feb 2016 : 415

Overall AVG. Month: 200

Monthly Summary



Jan 15-Feb 16

Totals

|          | 2015  | 2016 |
|----------|-------|------|
| Civil    | 569   | 60   |
| Criminal | 1,086 | 175  |
| Other    | 736   | 180  |
| Total    | 2,391 | 415  |

Jan --- Feb Filings

423

2015

415

2016

Jan --- Feb Filings

|          | 2015 | 2016 | % Change | Trending |
|----------|------|------|----------|----------|
| Civil    | 84   | 60   | -28.6%   | ▼        |
| Criminal | 206  | 175  | -15.0%   | ▼        |
| Other    | 133  | 180  | 35.3%    | ▲        |
| Total    | 423  | 415  | -1.9%    | ▼        |

|      | Jan | Feb | Mar | Apr | May | Jun | Jul | Aug | Sep | Oct | Nov | Dec | Thru Feb | % Change | Trending | Total |
|------|-----|-----|-----|-----|-----|-----|-----|-----|-----|-----|-----|-----|----------|----------|----------|-------|
| 2015 | 280 | 143 | 297 | 144 | 190 | 139 | 246 | 239 | 172 | 135 | 161 | 245 | 423      |          |          | 2,391 |
| 2016 | 151 | 264 | -   | -   | -   | -   | -   | -   | -   | -   | -   | -   | 415      | -1.9%    | ▼        | 415   |

|  |      | Jan | Feb | Mar | Apr | May | Jun | Jul | Aug | Sep | Oct | Nov | Dec | Thru Feb | % Change | Trending | Total |
|--|------|-----|-----|-----|-----|-----|-----|-----|-----|-----|-----|-----|-----|----------|----------|----------|-------|
| Administrative Law                       | 2015 | -   | -   | 2   | -   | -   | -   | -   | -   | -   | -   | -   | -   | 0        |          |          | 2     |
| Contested Divorce                        | 2015 | 3   | 6   | 8   | 3   | 7   | 7   | 6   | 9   | 5   | 4   | 4   | 4   | 9        | 0.0%     | ↔        | 66    |
|  | 2016 | 2   | 4   | -   | -   | -   | -   | -   | -   | -   | -   | -   | -   | 6        | -33.3%   | ▼        | 6     |
| Domestic and Family - Level 1            | 2015 | 1   | 2   | 1   | 3   | 4   | 1   | 4   | 9   | 1   | 3   | 4   | 5   | 3        |          |          | 38    |
|  | 2016 | 1   | 4   | -   | -   | -   | -   | -   | -   | -   | -   | -   | -   | 5        | 66.7%    | ▲        | 5     |
| Domestic and Family - Level 2            | 2015 | -   | -   | 4   | 1   | -   | -   | 1   | -   | 1   | 2   | 1   | 1   | 0        |          |          | 11    |
|  | 2016 | -   | 1   | -   | -   | -   | -   | -   | -   | -   | -   | -   | -   | 1        | 0.0%     | ↔        | 1     |
| General Civil - Level 1                  | 2015 | -   | 2   | 1   | -   | -   | 2   | -   | 1   | -   | -   | -   | 1   | 2        |          |          | 7     |
| General Civil - Level 2                  | 2015 | 3   | 4   | 5   | 6   | 1   | 4   | 6   | 3   | 3   | 2   | 3   | 3   | 7        |          |          | 43    |
|  | 2016 | 3   | 6   | -   | -   | -   | -   | -   | -   | -   | -   | -   | -   | 9        | 28.6%    | ▲        | 9     |
| General Civil - Level 3                  | 2015 | 3   | 1   | 5   | 6   | 7   | 3   | 8   | 3   | 3   | 1   | 1   | 4   | 4        |          |          | 45    |
|  | 2016 | -   | 8   | -   | -   | -   | -   | -   | -   | -   | -   | -   | -   | 8        | 100.0%   | ▲        | 8     |
| Miscellaneous                            | 2015 | 76  | 68  | 122 | 55  | 38  | 60  | 71  | 53  | 81  | 59  | 50  | 109 | 144      |          |          | 842   |
|  | 2016 | 58  | 115 | -   | -   | -   | -   | -   | -   | -   | -   | -   | -   | 173      | 20.1%    | ▲        | 173   |
| Misdemeanor                              | 2015 | 49  | 10  | 32  | 16  | 35  | 14  | 45  | 39  | 21  | 16  | 28  | 36  | 59       |          |          | 341   |
|  | 2016 | 19  | 32  | -   | -   | -   | -   | -   | -   | -   | -   | -   | -   | 51       | -13.6%   | ▼        | 51    |
| Non-Capital Felonies and Related Matters | 2015 | 127 | 15  | 96  | 20  | 78  | 15  | 77  | 100 | 32  | 27  | 53  | 71  | 142      |          |          | 711   |
|  | 2016 | 51  | 69  | -   | -   | -   | -   | -   | -   | -   | -   | -   | -   | 120      | -15.5%   | ▼        | 120   |
| Other                                    | 2015 | 2   | 10  | 7   | 15  | 9   | 4   | 4   | 5   | 6   | 7   | 1   | -   | 12       |          |          | 70    |
|  | 2016 | 3   | 10  | -   | -   | -   | -   | -   | -   | -   | -   | -   | -   | 13       | 8.3%     | ▲        | 13    |
| Other Criminally Related Matters         | 2015 | 5   | 2   | 3   | 1   | 3   | 5   | 6   | 4   | 5   | 1   | 4   | 1   | 7        |          |          | 40    |
|  | 2016 | 2   | 2   | -   | -   | -   | -   | -   | -   | -   | -   | -   | -   | 4        | -42.9%   | ▼        | 4     |
| Probates/Wills and Trusts - Level 1      | 2015 | -   | 1   | -   | -   | -   | -   | -   | -   | -   | -   | -   | -   | 1        |          |          | 1     |
|  | 2016 | -   | 1   | -   | -   | -   | -   | -   | -   | -   | -   | -   | -   | 1        | 0.0%     | ↔        | 1     |
| Probates/Wills and Trusts - Level 2      | 2015 | -   | -   | 2   | 1   | -   | 2   | 5   | -   | -   | 3   | 2   | 2   | 0        |          |          | 17    |
|  | 2016 | 2   | 1   | -   | -   | -   | -   | -   | -   | -   | -   | -   | -   | 3        | 0.0%     | ↔        | 3     |
| Uncontested Divorce                      | 2015 | 11  | 22  | 9   | 17  | 8   | 22  | 13  | 13  | 14  | 10  | 10  | 8   | 33       |          |          | 157   |
|  | 2016 | 10  | 11  | -   | -   | -   | -   | -   | -   | -   | -   | -   | -   | 21       | -36.4%   | ▼        | 21    |

Court: Lunenburg Circuit

Start/End Date: Jan-15 / Feb-16

2015 Average Month: 50

Jan-Feb 2015: 143

Filings Trending: ▼

Circuit/Court ID: 10

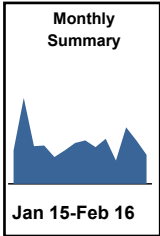
210111

Type of Case: Filings

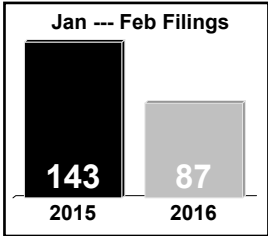
2016 Average Month:44

Jan-Feb 2016 : 87

Overall AVG. Month: 49



|          | Totals |      |
|----------|--------|------|
|          | 2015   | 2016 |
| Civil    | 105    | 17   |
| Criminal | 298    | 21   |
| Other    | 198    | 49   |
| Total    | 601    | 87   |



|          | Jan --- Feb Filings |      |          |          |
|----------|---------------------|------|----------|----------|
|          | 2015                | 2016 | % Change | Trending |
| Civil    | 17                  | 17   | -        | ↔        |
| Criminal | 82                  | 21   | -74.4%   | ▼        |
| Other    | 44                  | 49   | 11.4%    | ▲        |
| Total    | 143                 | 87   | -39.2%   | ▼        |

|      | Jan | Feb | Mar | Apr | May | Jun | Jul | Aug | Sep | Oct | Nov | Dec | Thru Feb | % Change | Trending | Total |
|------|-----|-----|-----|-----|-----|-----|-----|-----|-----|-----|-----|-----|----------|----------|----------|-------|
| 2015 | 40  | 103 | 45  | 46  | 32  | 40  | 49  | 52  | 44  | 54  | 28  | 68  | 143      |          |          | 601   |
| 2016 | 52  | 35  | -   | -   | -   | -   | -   | -   | -   | -   | -   | -   | 87       | -39.2%   | ▼        | 87    |

|  |      | Jan | Feb | Mar | Apr | May | Jun | Jul | Aug | Sep | Oct | Nov | Dec | Thru Feb | % Change | Trending | Total |
|--|------|-----|-----|-----|-----|-----|-----|-----|-----|-----|-----|-----|-----|----------|----------|----------|-------|
| Contested Divorce                        | 2015 | -   | -   | 1   | 1   | 1   | 1   | -   | 1   | 1   | 1   | 1   | 1   | 0        |          |          | 9     |
|  | 2016 | 1   | 1   | -   | -   | -   | -   | -   | -   | -   | -   | -   | -   | 2        | 0.0%     | ↔        | 2     |
| Domestic and Family - Level 2            | 2015 | -   | 1   | -   | -   | 1   | -   | -   | -   | 2   | -   | -   | -   | 1        |          |          | 4     |
|  | 2016 | 2   | 1   | -   | -   | -   | -   | -   | -   | -   | -   | -   | -   | 3        | 200.0%   | ▲        | 3     |
| General Civil - Level 1                  | 2015 | -   | -   | -   | -   | -   | 1   | -   | 1   | -   | -   | -   | -   | 0        |          |          | 2     |
|  | 2016 | -   | 1   | -   | -   | -   | -   | -   | -   | -   | -   | -   | -   | 1        | 0.0%     | ↔        | 1     |
| General Civil - Level 2                  | 2015 | -   | -   | 1   | -   | 1   | -   | -   | 3   | -   | 1   | -   | 1   | 0        | 0.0%     | ↔        | 7     |
|  | 2016 | -   | 1   | -   | -   | -   | -   | -   | -   | -   | -   | -   | -   | 1        | 0.0%     | ↔        | 1     |
| General Civil - Level 3                  | 2015 | -   | 1   | 2   | -   | 1   | -   | -   | 5   | 3   | 1   | -   | 3   | 1        |          |          | 16    |
|  | 2016 | 29  | 23  | 16  | 12  | 14  | 15  | 25  | 18  | 28  | 12  | 18  | 32  | 52       |          |          | 242   |
| Miscellaneous                            | 2015 | 29  | 23  | 16  | 12  | 14  | 15  | 25  | 18  | 28  | 12  | 18  | 32  | 52       |          |          | 242   |
|  | 2016 | 29  | 28  | -   | -   | -   | -   | -   | -   | -   | -   | -   | -   | 57       | 9.6%     | ▲        | 57    |
| Misdemeanor                              | 2015 | -   | 2   | 3   | 3   | 2   | 3   | 4   | 6   | 5   | 12  | 2   | 3   | 2        |          |          | 45    |
|  | 2016 | 7   | -   | -   | -   | -   | -   | -   | -   | -   | -   | -   | -   | 7        | 250.0%   | ▲        | 7     |
| Non-Capital Felonies and Related Matters | 2015 | 10  | 70  | 21  | 26  | 11  | 19  | 17  | 15  | 3   | 25  | 4   | 26  | 80       |          |          | 247   |
|  | 2016 | 11  | 3   | -   | -   | -   | -   | -   | -   | -   | -   | -   | -   | 14       | -82.5%   | ▼        | 14    |
| Other Criminally Related Matte           | 2015 | -   | -   | -   | -   | -   | 1   | 1   | 1   | 1   | -   | 1   | 1   | 0        |          |          | 6     |
|  | 2016 | 1   | 6   | 1   | 4   | 1   | -   | 2   | 2   | 1   | 2   | 2   | 1   | 7        | 0.0%     | ↔        | 23    |
| Uncontested Divorce                      | 2015 | 1   | 6   | 1   | 4   | 1   | -   | 2   | 2   | 1   | 2   | 2   | 1   | 7        | 0.0%     | ↔        | 23    |
|  | 2016 | 2   | 1   | -   | -   | -   | -   | -   | -   | -   | -   | -   | -   | 3        | -57.1%   | ▼        | 3     |

Court: Mecklenburg Circuit

Start/End Date: Jan-15 / Feb-16

2015 Average Month: 244

Jan-Feb 2015: 438

Filings Trending: ▲

Circuit/Court ID: 10

210117


Type of Case: Filings

2016 Average Month:239

Jan-Feb 2016 : 478

Overall AVG. Month: 244

Monthly Summary



Jan 15-Feb 16

Totals

|          | 2015  | 2016 |
|----------|-------|------|
| Civil    | 437   | 81   |
| Criminal | 1,930 | 272  |
| Other    | 566   | 125  |
| Total    | 2,933 | 478  |

Jan --- Feb Filings

438

2015

478

2016

Jan --- Feb Filings

|          | 2015 | 2016 | % Change | Trending |
|----------|------|------|----------|----------|
| Civil    | 61   | 81   | 32.8%    | ▲        |
| Criminal | 268  | 272  | 1.5%     | ▲        |
| Other    | 109  | 125  | 14.7%    | ▲        |
| Total    | 438  | 478  | 9.1%     | ▲        |

|      | Jan | Feb | Mar | Apr | May | Jun | Jul | Aug | Sep | Oct | Nov | Dec | Thru Feb | % Change | Trending | Total |
|------|-----|-----|-----|-----|-----|-----|-----|-----|-----|-----|-----|-----|----------|----------|----------|-------|
| 2015 | 262 | 176 | 262 | 193 | 304 | 243 | 335 | 311 | 279 | 179 | 150 | 239 | 438      |          |          | 2,933 |
| 2016 | 223 | 255 | -   | -   | -   | -   | -   | -   | -   | -   | -   | -   | 478      | 9.1%     | ▲        | 478   |

|  |      | Jan | Feb | Mar | Apr | May | Jun | Jul | Aug | Sep | Oct | Nov | Dec | Thru Feb | % Change | Trending | Total |
|--|------|-----|-----|-----|-----|-----|-----|-----|-----|-----|-----|-----|-----|----------|----------|----------|-------|
| Capital Murder                           | 2015 | -   | -   | -   | -   | -   | 1   | -   | -   | -   | -   | -   | -   | 0        |          |          | 1     |
| Contested Divorce                        | 2015 | 2   | 9   | 6   | 3   | 7   | 2   | 3   | 2   | 6   | 2   | -   | 2   | 11       | 0.0%     | ↔        | 44    |
|  | 2016 | 5   | 7   | -   | -   | -   | -   | -   | -   | -   | -   | -   | -   | 12       | 9.1%     | ▲        | 12    |
| Domestic and Family - Level 1            | 2015 | 3   | 4   | 2   | -   | 9   | 6   | -   | 5   | 6   | 3   | 3   | 1   | 7        |          |          | 42    |
|  | 2016 | 6   | 1   | -   | -   | -   | -   | -   | -   | -   | -   | -   | -   | 7        | 0.0%     | ↔        | 7     |
| Domestic and Family - Level 2            | 2015 | -   | -   | -   | -   | 1   | 1   | -   | 1   | -   | -   | 1   | 1   | 0        |          |          | 5     |
|  | 2016 | 1   | -   | -   | -   | -   | -   | -   | -   | -   | -   | -   | -   | 1        | 0.0%     | ↔        | 1     |
| General Civil - Level 1                  | 2015 | -   | -   | 1   | 1   | -   | -   | -   | -   | -   | 1   | 1   | -   | 0        |          |          | 4     |
|  | 2016 | -   | 1   | -   | -   | -   | -   | -   | -   | -   | -   | -   | -   | 1        | 0.0%     | ↔        | 1     |
| General Civil - Level 2                  | 2015 | 1   | 3   | 4   | 3   | 4   | 4   | 2   | 5   | 4   | 3   | 2   | 3   | 4        |          |          | 38    |
|  | 2016 | 3   | 2   | -   | -   | -   | -   | -   | -   | -   | -   | -   | -   | 5        | 25.0%    | ▲        | 5     |
| General Civil - Level 3                  | 2015 | -   | -   | 2   | 3   | 5   | 4   | 1   | 3   | 43  | 1   | 2   | 2   | 0        |          |          | 66    |
|  | 2016 | 1   | 1   | -   | -   | -   | -   | -   | -   | -   | -   | -   | -   | 2        | 0.0%     | ↔        | 2     |
| Miscellaneous                            | 2015 | 66  | 56  | 62  | 44  | 49  | 41  | 49  | 42  | 48  | 63  | 37  | 98  | 122      |          |          | 655   |
|  | 2016 | 68  | 73  | -   | -   | -   | -   | -   | -   | -   | -   | -   | -   | 141      | 15.6%    | ▲        | 141   |
| Misdemeanor                              | 2015 | 18  | 6   | 31  | 15  | 34  | 24  | 24  | 22  | 34  | 19  | 22  | 21  | 24       |          |          | 270   |
|  | 2016 | 35  | 28  | -   | -   | -   | -   | -   | -   | -   | -   | -   | -   | 63       | 162.5%   | ▲        | 63    |
| Non-Capital Felonies and Related Matters | 2015 | 153 | 87  | 137 | 113 | 182 | 142 | 240 | 213 | 120 | 66  | 70  | 97  | 240      |          |          | 1,620 |
|  | 2016 | 91  | 114 | -   | -   | -   | -   | -   | -   | -   | -   | -   | -   | 205      | -14.6%   | ▼        | 205   |
| Other                                    | 2015 | 2   | 2   | 2   | -   | 1   | 1   | 4   | -   | -   | 1   | -   | 2   | 4        |          |          | 15    |
|  | 2016 | 2   | 4   | -   | -   | -   | -   | -   | -   | -   | -   | -   | -   | 6        | 50.0%    | ▲        | 6     |
| Other Criminally Related Matters         | 2015 | 4   | 1   | 2   | 1   | 2   | 9   | 1   | 6   | 2   | 3   | 2   | 8   | 5        |          |          | 41    |
|  | 2016 | 3   | 4   | -   | -   | -   | -   | -   | -   | -   | -   | -   | -   | 7        | 40.0%    | ▲        | 7     |
| Probates/Wills and Trusts - Level 2      | 2015 | 1   | -   | 2   | -   | 1   | -   | 1   | 3   | -   | 1   | -   | -   | 1        |          |          | 9     |
|  | 2016 | -   | 3   | -   | -   | -   | -   | -   | -   | -   | -   | -   | -   | 3        | 200.0%   | ▲        | 3     |
| Protective Orders                        | 2015 | -   | -   | -   | -   | -   | -   | -   | 1   | 1   | -   | -   | -   | 0        |          |          | 2     |
| Uncontested Divorce                      | 2015 | 12  | 8   | 11  | 10  | 9   | 8   | 10  | 8   | 15  | 16  | 10  | 4   | 20       | 0.0%     | ↔        | 121   |
|  | 2016 | 8   | 17  | -   | -   | -   | -   | -   | -   | -   | -   | -   | -   | 25       | 25.0%    | ▲        | 25    |

Court: Prince Edward Circuit

Start/End Date: Jan-15 / Feb-16

2015 Average Month: 123

Jan-Feb 2015: 220

Filings Trending: ▲

Circuit/Court ID: 10

210147


Type of Case: Filings

2016 Average Month:133

Jan-Feb 2016 : 266

Overall AVG. Month: 124

Monthly Summary



Jan 15-Feb 16

Totals

|          | 2015  | 2016 |
|----------|-------|------|
| Civil    | 283   | 57   |
| Criminal | 902   | 137  |
| Other    | 285   | 72   |
| Total    | 1,470 | 266  |

Jan --- Feb Filings

220

2015

266

2016

Jan --- Feb Filings

|          | 2015 | 2016 | % Change | Trending |
|----------|------|------|----------|----------|
| Civil    | 41   | 57   | 39.0%    | ▲        |
| Criminal | 138  | 137  | -0.7%    | ▼        |
| Other    | 41   | 72   | 75.6%    | ▲        |
| Total    | 220  | 266  | 20.9%    | ▲        |

|      | Jan | Feb | Mar | Apr | May | Jun | Jul | Aug | Sep | Oct | Nov | Dec | Thru Feb | % Change | Trending | Total |
|------|-----|-----|-----|-----|-----|-----|-----|-----|-----|-----|-----|-----|----------|----------|----------|-------|
| 2015 | 157 | 63  | 147 | 137 | 122 | 154 | 161 | 81  | 111 | 110 | 107 | 120 | 220      |          |          | 1,470 |
| 2016 | 167 | 99  | -   | -   | -   | -   | -   | -   | -   | -   | -   | -   | 266      | 20.9%    | ▲        | 266   |

|  |      | Jan | Feb | Mar | Apr | May | Jun | Jul | Aug | Sep | Oct | Nov | Dec | Thru Feb | % Change | Trending | Total |
|--|------|-----|-----|-----|-----|-----|-----|-----|-----|-----|-----|-----|-----|----------|----------|----------|-------|
| Administrative Law                       | 2015 | -   | -   | 1   | -   | -   | -   | -   | -   | -   | 2   | -   | -   | 0        |          |          | 3     |
| Contested Divorce                        | 2015 | 3   | 3   | 1   | 2   | 1   | 1   | 2   | 2   | 3   | 1   | -   | -   | 6        | 0.0%     | ↔        | 19    |
|  | 2016 | 2   | 1   | -   | -   | -   | -   | -   | -   | -   | -   | -   | -   | 3        | -50.0%   | ▼        | 3     |
| Domestic and Family - Level 1            | 2015 | -   | -   | -   | -   | -   | 2   | 3   | -   | 4   | 4   | -   | 11  | 0        |          |          | 24    |
| Domestic and Family - Level 2            | 2015 | -   | -   | -   | -   | 1   | -   | -   | -   | -   | -   | 1   | 1   | 0        | 0.0%     | ↔        | 3     |
|  | 2016 | 3   | -   | -   | -   | -   | -   | -   | -   | -   | -   | -   | -   | 3        | 0.0%     | ↔        | 3     |
| General Civil - Level 1                  | 2015 | -   | -   | -   | -   | -   | 1   | -   | -   | 1   | -   | 3   | 1   | 0        |          |          | 6     |
|  | 2016 | -   | 1   | -   | -   | -   | -   | -   | -   | -   | -   | -   | -   | 1        | 0.0%     | ↔        | 1     |
| General Civil - Level 2                  | 2015 | 2   | 2   | 2   | -   | 5   | 6   | 5   | -   | -   | 1   | 5   | -   | 4        |          |          | 28    |
|  | 2016 | 3   | 2   | -   | -   | -   | -   | -   | -   | -   | -   | -   | -   | 5        | 25.0%    | ▲        | 5     |
| General Civil - Level 3                  | 2015 | 1   | 2   | 1   | 1   | 1   | -   | 1   | 3   | 2   | -   | 1   | 1   | 3        |          |          | 14    |
|  | 2016 | 2   | 1   | -   | -   | -   | -   | -   | -   | -   | -   | -   | -   | 3        | 0.0%     | ↔        | 3     |
| Miscellaneous                            | 2015 | 42  | 22  | 42  | 24  | 31  | 31  | 27  | 30  | 28  | 35  | 26  | 71  | 64       |          |          | 409   |
|  | 2016 | 52  | 44  | -   | -   | -   | -   | -   | -   | -   | -   | -   | -   | 96       | 50.0%    | ▲        | 96    |
| Misdemeanor                              | 2015 | 26  | 4   | 23  | 12  | 13  | 21  | 33  | 9   | 10  | 13  | 9   | 12  | 30       |          |          | 185   |
|  | 2016 | 12  | 21  | -   | -   | -   | -   | -   | -   | -   | -   | -   | -   | 33       | 10.0%    | ▲        | 33    |
| Non-Capital Felonies and Related Matters | 2015 | 76  | 30  | 65  | 92  | 65  | 78  | 84  | 28  | 61  | 52  | 47  | 21  | 106      |          |          | 699   |
|  | 2016 | 78  | 22  | -   | -   | -   | -   | -   | -   | -   | -   | -   | -   | 100      | -5.7%    | ▼        | 100   |
| Other                                    | 2015 | -   | -   | -   | -   | -   | -   | -   | 1   | -   | -   | -   | 1   | 0        |          |          | 2     |
| Other Criminally Related Matters         | 2015 | 2   | -   | 2   | 1   | 1   | 2   | 2   | 4   | -   | -   | 4   | -   | 2        | 0.0%     | ↔        | 18    |
|  | 2016 | 4   | -   | -   | -   | -   | -   | -   | -   | -   | -   | -   | -   | 4        | 100.0%   | ▲        | 4     |
| Probates/Wills and Trusts - Level 2      | 2015 | -   | -   | 2   | 1   | 1   | 1   | 2   | -   | -   | -   | 1   | -   | 0        |          |          | 8     |
|  | 2016 | 2   | 1   | -   | -   | -   | -   | -   | -   | -   | -   | -   | -   | 3        | 0.0%     | ↔        | 3     |
| Protective Orders                        | 2015 | -   | -   | -   | -   | -   | -   | -   | -   | -   | -   | 2   | -   | 0        |          |          | 2     |
| Uncontested Divorce                      | 2015 | 5   | -   | 8   | 4   | 3   | 11  | 2   | 4   | 2   | 2   | 8   | 1   | 5        | 0.0%     | ↔        | 50    |
|  | 2016 | 9   | 6   | -   | -   | -   | -   | -   | -   | -   | -   | -   | -   | 15       | 200.0%   | ▲        | 15    |

Court: Amelia Circuit

Start/End Date: Jan-15 / Feb-16

2015 Average Month: 67

Jan-Feb 2015: 115

Filings Trending: ▲

Circuit/Court ID: 11

211007


Type of Case: Filings

2016 Average Month:62

Jan-Feb 2016 : 123

Overall AVG. Month: 66

Monthly Summary



Jan 15-Feb 16

Totals

|          | 2015 | 2016 |
|----------|------|------|
| Civil    | 121  | 13   |
| Criminal | 333  | 39   |
| Other    | 344  | 71   |
| Total    | 798  | 123  |

Jan --- Feb Filings

115

2015

123

2016

Jan --- Feb Filings

|          | 2015 | 2016 | % Change | Trending |
|----------|------|------|----------|----------|
| Civil    | 25   | 13   | -48.0%   | ▼        |
| Criminal | 24   | 39   | 62.5%    | ▲        |
| Other    | 66   | 71   | 7.6%     | ▲        |
| Total    | 115  | 123  | 7.0%     | ▲        |

|      | Jan | Feb | Mar | Apr | May | Jun | Jul | Aug | Sep | Oct | Nov | Dec | Thru Feb | % Change | Trending | Total |
|------|-----|-----|-----|-----|-----|-----|-----|-----|-----|-----|-----|-----|----------|----------|----------|-------|
| 2015 | 69  | 46  | 86  | 68  | 37  | 64  | 53  | 50  | 62  | 108 | 70  | 85  | 115      |          |          | 798   |
| 2016 | 75  | 48  | -   | -   | -   | -   | -   | -   | -   | -   | -   | -   | 123      | 7.0%     | ▲        | 123   |

|  |      | Jan | Feb | Mar | Apr | May | Jun | Jul | Aug | Sep | Oct | Nov | Dec | Thru Feb | % Change | Trending | Total |
|--|------|-----|-----|-----|-----|-----|-----|-----|-----|-----|-----|-----|-----|----------|----------|----------|-------|
| Contested Divorce                        | 2015 | -   | -   | 3   | 1   | -   | -   | 1   | -   | 4   | -   | -   | -   | 0        |          |          | 9     |
|  | 2016 | -   | 1   | -   | -   | -   | -   | -   | -   | -   | -   | -   | -   | 1        | 0.0%     | ↔        | 1     |
| Domestic and Family - Level 1            | 2015 | 1   | 2   | 5   | 2   | 1   | -   | -   | 1   | -   | 2   | 2   | -   | 3        |          |          | 16    |
|  | 2016 | 3   | -   | -   | -   | -   | -   | -   | -   | -   | -   | -   | -   | 3        | 0.0%     | ↔        | 3     |
| Domestic and Family - Level 2            | 2015 | 1   | -   | 1   | -   | 1   | 2   | -   | 1   | -   | -   | -   | 1   | 1        |          |          | 7     |
| General Civil - Level 1                  | 2015 | -   | -   | -   | -   | -   | 1   | -   | -   | 1   | 1   | -   | -   | 0        |          |          | 3     |
| General Civil - Level 2                  | 2015 | 4   | 1   | 2   | 2   | -   | 1   | 2   | 1   | 1   | -   | 1   | -   | 5        | 0.0%     | ↔        | 15    |
| General Civil - Level 3                  | 2015 | 1   | 2   | -   | 1   | 1   | -   | 2   | -   | -   | 1   | 1   | -   | 3        |          |          | 9     |
| Miscellaneous                            | 2015 | 47  | 22  | 32  | 22  | 14  | 30  | 26  | 28  | 26  | 23  | 38  | 56  | 69       |          |          | 364   |
|  | 2016 | 44  | 32  | -   | -   | -   | -   | -   | -   | -   | -   | -   | -   | 76       | 10.1%    | ▲        | 76    |
| Misdemeanor                              | 2015 | 8   | 2   | 2   | 8   | 8   | 5   | 7   | 9   | 10  | 5   | 9   | 4   | 10       |          |          | 77    |
|  | 2016 | 10  | 2   | -   | -   | -   | -   | -   | -   | -   | -   | -   | -   | 12       | 20.0%    | ▲        | 12    |
| Non-Capital Felonies and Related Matters | 2015 | 3   | 10  | 36  | 31  | 8   | 10  | 13  | 6   | 13  | 69  | 15  | 18  | 13       |          |          | 232   |
|  | 2016 | 17  | 6   | -   | -   | -   | -   | -   | -   | -   | -   | -   | -   | 23       | 76.9%    | ▲        | 23    |
| Other                                    | 2015 | 2   | 2   | -   | -   | 1   | 6   | -   | -   | -   | 1   | -   | 1   | 4        |          |          | 13    |
|  | 2016 | -   | 1   | -   | -   | -   | -   | -   | -   | -   | -   | -   | -   | 1        | -75.0%   | ▼        | 1     |
| Other Criminally Related Matters         | 2015 | 1   | -   | 3   | -   | 2   | 4   | -   | 3   | 4   | 3   | 2   | 2   | 1        |          |          | 24    |
|  | 2016 | 1   | 3   | -   | -   | -   | -   | -   | -   | -   | -   | -   | -   | 4        | 300.0%   | ▲        | 4     |
| Probates/Wills and Trusts - Le           | 2015 | -   | -   | 1   | -   | -   | 1   | -   | -   | -   | -   | -   | -   | 0        |          |          | 2     |
| Uncontested Divorce                      | 2015 | 1   | 5   | 1   | 1   | 1   | 4   | 2   | 1   | 3   | 3   | 2   | 3   | 6        | 0.0%     | ↔        | 27    |
|  | 2016 | -   | 3   | -   | -   | -   | -   | -   | -   | -   | -   | -   | -   | 3        | -50.0%   | ▼        | 3     |

Court: Dinwiddie Circuit

Start/End Date: Jan-15 / Feb-16

2015 Average Month: 137

Jan-Feb 2015: 267

Filings Trending: ▲

Circuit/Court ID: 11

211053


Type of Case: Filings

2016 Average Month:138

Jan-Feb 2016 : 276

Overall AVG. Month: 137

Monthly Summary



Jan 15-Feb 16

Totals

|          | 2015  | 2016 |
|----------|-------|------|
| Civil    | 414   | 67   |
| Criminal | 678   | 89   |
| Other    | 548   | 120  |
| Total    | 1,640 | 276  |

Jan --- Feb Filings

267

2015

276

2016

Jan --- Feb Filings

|          | 2015 | 2016 | % Change | Trending |
|----------|------|------|----------|----------|
| Civil    | 59   | 67   | 13.6%    | ▲        |
| Criminal | 110  | 89   | -19.1%   | ▼        |
| Other    | 98   | 120  | 22.4%    | ▲        |
| Total    | 267  | 276  | 3.4%     | ▲        |

|      | Jan | Feb | Mar | Apr | May | Jun | Jul | Aug | Sep | Oct | Nov | Dec | Thru Feb | % Change | Trending | Total |
|------|-----|-----|-----|-----|-----|-----|-----|-----|-----|-----|-----|-----|----------|----------|----------|-------|
| 2015 | 149 | 118 | 162 | 153 | 143 | 134 | 152 | 124 | 92  | 136 | 133 | 144 | 267      |          |          | 1,640 |
| 2016 | 128 | 148 | -   | -   | -   | -   | -   | -   | -   | -   | -   | -   | 276      | 3.4%     | ▲        | 276   |

|  |      | Jan | Feb | Mar | Apr | May | Jun | Jul | Aug | Sep | Oct | Nov | Dec | Thru Feb | % Change | Trending | Total |
|--|------|-----|-----|-----|-----|-----|-----|-----|-----|-----|-----|-----|-----|----------|----------|----------|-------|
| Administrative Law                       | 2015 | 1   | -   | -   | 1   | -   | 1   | 1   | 1   | -   | -   | -   | -   | 1        |          |          | 5     |
| Capital Murder                           | 2015 | -   | 1   | -   | -   | -   | -   | -   | -   | -   | -   | -   | -   | 1        |          |          | 1     |
| Contested Divorce                        | 2015 | 1   | 2   | 1   | 1   | 4   | 5   | 5   | -   | 1   | 1   | 2   | 5   | 3        |          |          | 28    |
|  | 2016 | 1   | 4   | -   | -   | -   | -   | -   | -   | -   | -   | -   | -   | 5        | 66.7%    | ▲        | 5     |
| Domestic and Family - Level 1            | 2015 | -   | 2   | 7   | 2   | 5   | 4   | 1   | -   | 4   | 8   | 3   | 3   | 2        |          |          | 39    |
|  | 2016 | -   | 6   | -   | -   | -   | -   | -   | -   | -   | -   | -   | -   | 6        | 200.0%   | ▲        | 6     |
| Domestic and Family - Level 2            | 2015 | 2   | 1   | 4   | -   | -   | 3   | 1   | 2   | 2   | 1   | 2   | 2   | 3        |          |          | 20    |
|  | 2016 | 2   | -   | -   | -   | -   | -   | -   | -   | -   | -   | -   | -   | 2        | -33.3%   | ▼        | 2     |
| General Civil - Level 1                  | 2016 | -   | 3   | -   | -   | -   | -   | -   | -   | -   | -   | -   | -   | 3        |          |          | 3     |
| General Civil - Level 2                  | 2015 | 3   | -   | 7   | 2   | 2   | 7   | 3   | 6   | 5   | 4   | 3   | 3   | 3        |          |          | 45    |
|  | 2016 | 1   | 3   | -   | -   | -   | -   | -   | -   | -   | -   | -   | -   | 4        | 33.3%    | ▲        | 4     |
| General Civil - Level 3                  | 2015 | 6   | 5   | 4   | 4   | 12  | 6   | 2   | 11  | 7   | 5   | 21  | -   | 11       |          |          | 83    |
|  | 2016 | 9   | 4   | -   | -   | -   | -   | -   | -   | -   | -   | -   | -   | 13       | 18.2%    | ▲        | 13    |
| Miscellaneous                            | 2015 | 58  | 59  | 60  | 48  | 44  | 51  | 53  | 46  | 44  | 56  | 48  | 92  | 117      |          |          | 659   |
|  | 2016 | 70  | 70  | -   | -   | -   | -   | -   | -   | -   | -   | -   | -   | 140      | 19.7%    | ▲        | 140   |
| Misdemeanor                              | 2015 | 25  | 10  | 16  | 23  | 25  | 22  | 16  | 11  | 6   | 20  | 18  | 11  | 35       |          |          | 203   |
|  | 2016 | 8   | 19  | -   | -   | -   | -   | -   | -   | -   | -   | -   | -   | 27       | -22.9%   | ▼        | 27    |
| Non-Capital Felonies and Related Matters | 2015 | 36  | 30  | 52  | 56  | 34  | 26  | 65  | 36  | 14  | 26  | 25  | 18  | 66       |          |          | 418   |
|  | 2016 | 30  | 30  | -   | -   | -   | -   | -   | -   | -   | -   | -   | -   | 60       | -9.1%    | ▼        | 60    |
| Other                                    | 2015 | 1   | 1   | -   | -   | -   | -   | -   | -   | 1   | -   | 1   | -   | 2        |          |          | 4     |
| Other Criminally Related Matters         | 2015 | 5   | 4   | 4   | 8   | 5   | 4   | 3   | 5   | 3   | 8   | 5   | 4   | 9        |          |          | 58    |
|  | 2016 | 1   | 1   | -   | -   | -   | -   | -   | -   | -   | -   | -   | -   | 2        | -77.8%   | ▼        | 2     |
| Probates/Wills and Trusts - Level 2      | 2015 | 1   | -   | 1   | -   | 1   | -   | -   | 3   | 1   | -   | -   | -   | 1        |          |          | 7     |
|  | 2016 | 1   | -   | -   | -   | -   | -   | -   | -   | -   | -   | -   | -   | 1        | 0.0%     | ↔        | 1     |
| Uncontested Divorce                      | 2015 | 10  | 3   | 6   | 8   | 11  | 5   | 2   | 3   | 4   | 7   | 5   | 6   | 13       |          |          | 70    |
|  | 2016 | 5   | 8   | -   | -   | -   | -   | -   | -   | -   | -   | -   | -   | 13       | 0.0%     | ↔        | 13    |



Court: Nottoway Circuit

Start/End Date: Jan-15 / Feb-16

2015 Average Month: 65

Jan-Feb 2015: 91

Filings Trending: ▲

Circuit/Court ID: 11

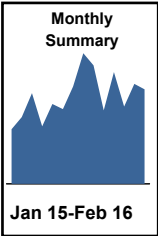
211135

Type of Case: Filings

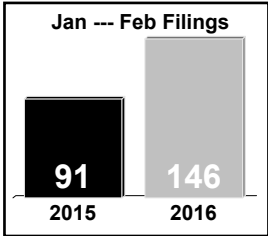
2016 Average Month:73

Jan-Feb 2016 : 146

Overall AVG. Month: 66



|          | Totals |      |
|----------|--------|------|
|          | 2015   | 2016 |
| Civil    | 207    | 25   |
| Criminal | 319    | 35   |
| Other    | 249    | 86   |
| Total    | 775    | 146  |



|          | Jan --- Feb Filings |      |          |          |
|----------|---------------------|------|----------|----------|
|          | 2015                | 2016 | % Change | Trending |
| Civil    | 29                  | 25   | -13.8%   | ▼        |
| Criminal | 33                  | 35   | 6.1%     | ▲        |
| Other    | 29                  | 86   | 196.6%   | ▲        |
| Total    | 91                  | 146  | 60.4%    | ▲        |

|      | Jan | Feb | Mar | Apr | May | Jun | Jul | Aug | Sep | Oct | Nov | Dec | Thru Feb | % Change | Trending | Total |
|------|-----|-----|-----|-----|-----|-----|-----|-----|-----|-----|-----|-----|----------|----------|----------|-------|
| 2015 | 41  | 50  | 68  | 43  | 60  | 56  | 73  | 98  | 89  | 55  | 84  | 58  | 91       |          |          | 775   |
| 2016 | 75  | 71  | -   | -   | -   | -   | -   | -   | -   | -   | -   | -   | 146      | 60.4%    | ▲        | 146   |

|  |      | Jan | Feb | Mar | Apr | May | Jun | Jul | Aug | Sep | Oct | Nov | Dec | Thru Feb | % Change | Trending | Total |
|--|------|-----|-----|-----|-----|-----|-----|-----|-----|-----|-----|-----|-----|----------|----------|----------|-------|
| Administrative Law                       | 2015 | -   | -   | -   | -   | -   | -   | -   | -   | 1   | -   | 1   | -   | 0        |          |          | 2     |
|  | 2016 | -   | 1   | -   | -   | -   | -   | -   | -   | -   | -   | -   | -   | 1        | 0.0%     | ↔        | 1     |
| Contested Divorce                        | 2015 | 1   | 1   | 1   | 2   | 1   | -   | 1   | -   | 2   | 1   | 1   | 3   | 2        |          |          | 14    |
|  | 2016 | 1   | 4   | -   | -   | -   | -   | -   | -   | -   | -   | -   | -   | 5        | 150.0%   | ▲        | 5     |
| Domestic and Family - Level 1            | 2015 | 1   | 2   | -   | 3   | 2   | 2   | 2   | -   | -   | 1   | 1   | 4   | 3        |          |          | 18    |
|  | 2016 | 1   | -   | -   | -   | -   | -   | -   | -   | -   | -   | -   | -   | 1        | -66.7%   | ▼        | 1     |
| Domestic and Family - Level 2            | 2015 | -   | 1   | -   | -   | -   | -   | -   | 1   | -   | -   | -   | -   | 1        |          |          | 2     |
| General Civil - Level 1                  | 2015 | -   | 1   | -   | -   | -   | -   | -   | -   | -   | -   | -   | 1   | 1        |          |          | 2     |
| General Civil - Level 2                  | 2015 | 2   | 1   | -   | 5   | 2   | 1   | 3   | 4   | 3   | 3   | 1   | -   | 3        |          |          | 25    |
|  | 2016 | 1   | 3   | -   | -   | -   | -   | -   | -   | -   | -   | -   | -   | 4        | 33.3%    | ▲        | 4     |
| General Civil - Level 3                  | 2015 | 2   | 2   | 4   | 1   | -   | 3   | -   | 15  | 1   | 8   | 3   | 2   | 4        |          |          | 41    |
|  | 2016 | -   | 1   | -   | -   | -   | -   | -   | -   | -   | -   | -   | -   | 1        | -75.0%   | ▼        | 1     |
| Miscellaneous                            | 2015 | 23  | 14  | 43  | 15  | 16  | 30  | 24  | 28  | 24  | 23  | 27  | 33  | 37       |          |          | 300   |
|  | 2016 | 51  | 43  | -   | -   | -   | -   | -   | -   | -   | -   | -   | -   | 94       | 154.1%   | ▲        | 94    |
| Misdemeanor                              | 2015 | 2   | 4   | 3   | 1   | 2   | 4   | 12  | 14  | 17  | 4   | 11  | 2   | 6        |          |          | 76    |
|  | 2016 | 2   | 4   | -   | -   | -   | -   | -   | -   | -   | -   | -   | -   | 6        | 0.0%     | ↔        | 6     |
| Non-Capital Felonies and Related Matters | 2015 | 7   | 15  | 9   | 11  | 29  | 8   | 18  | 27  | 32  | 10  | 35  | 11  | 22       |          |          | 212   |
|  | 2016 | 17  | 8   | -   | -   | -   | -   | -   | -   | -   | -   | -   | -   | 25       | 13.6%    | ▲        | 25    |
| Other                                    | 2015 | -   | 1   | 1   | 1   | 3   | -   | 6   | 1   | 2   | -   | -   | -   | 1        |          |          | 15    |
| Other Criminally Related Matters         | 2015 | -   | 5   | 1   | 1   | 2   | 3   | 5   | 6   | 2   | 1   | 3   | 2   | 5        |          |          | 31    |
|  | 2016 | 1   | 3   | -   | -   | -   | -   | -   | -   | -   | -   | -   | -   | 4        | -20.0%   | ▼        | 4     |
| Probates/Wills and Trusts - Level 2      | 2015 | -   | -   | -   | -   | -   | -   | -   | 1   | 1   | -   | -   | -   | 0        |          |          | 2     |
|  | 2016 | -   | 3   | -   | -   | -   | -   | -   | -   | -   | -   | -   | -   | 3        | 0.0%     | ↔        | 3     |
| Uncontested Divorce                      | 2015 | 3   | 3   | 6   | 3   | 3   | 5   | 2   | 1   | 4   | 4   | 1   | -   | 6        |          |          | 35    |
|  | 2016 | 1   | 1   | -   | -   | -   | -   | -   | -   | -   | -   | -   | -   | 2        | -66.7%   | ▼        | 2     |

Court: Powhatan Circuit

Start/End Date: Jan-15 / Feb-16

2015 Average Month: 109

Jan-Feb 2015: 195

Filings Trending: ▲

Circuit/Court ID: 11

211145


Type of Case: Filings

2016 Average Month:154

Jan-Feb 2016 : 307

Overall AVG. Month: 115

Monthly Summary



Jan 15-Feb 16

Totals

|          | 2015  | 2016 |
|----------|-------|------|
| Civil    | 285   | 57   |
| Criminal | 316   | 46   |
| Other    | 708   | 204  |
| Total    | 1,309 | 307  |

Jan --- Feb Filings

195

2015

307

2016

Jan --- Feb Filings

|          | 2015 | 2016 | % Change | Trending |
|----------|------|------|----------|----------|
| Civil    | 38   | 57   | 50.0%    | ▲        |
| Criminal | 43   | 46   | 7.0%     | ▲        |
| Other    | 114  | 204  | 78.9%    | ▲        |
| Total    | 195  | 307  | 57.4%    | ▲        |

|      | Jan | Feb | Mar | Apr | May | Jun | Jul | Aug | Sep | Oct | Nov | Dec | Thru Feb | % Change | Trending | Total |
|------|-----|-----|-----|-----|-----|-----|-----|-----|-----|-----|-----|-----|----------|----------|----------|-------|
| 2015 | 92  | 103 | 115 | 83  | 87  | 112 | 93  | 85  | 114 | 106 | 140 | 179 | 195      |          |          | 1,309 |
| 2016 | 149 | 158 | -   | -   | -   | -   | -   | -   | -   | -   | -   | -   | 307      | 57.4%    | ▲        | 307   |

|  |      | Jan | Feb | Mar | Apr | May | Jun | Jul | Aug | Sep | Oct | Nov | Dec | Thru Feb | % Change | Trending | Total |
|--|------|-----|-----|-----|-----|-----|-----|-----|-----|-----|-----|-----|-----|----------|----------|----------|-------|
| Administrative Law                       | 2016 | 1   | -   | -   | -   | -   | -   | -   | -   | -   | -   | -   | -   | 1        |          |          | 1     |
| Contested Divorce                        | 2015 | 1   | 5   | 6   | 4   | 5   | 2   | 1   | 3   | 2   | 2   | 3   | 2   | 6        |          |          | 36    |
|  | 2016 | 2   | 1   | -   | -   | -   | -   | -   | -   | -   | -   | -   | -   | 3        | -50.0%   | ▼        | 3     |
| Domestic and Family - Level 1            | 2015 | -   | -   | -   | -   | -   | -   | 2   | 1   | 2   | 3   | 4   | 4   | 0        |          |          | 16    |
|  | 2016 | 1   | 2   | -   | -   | -   | -   | -   | -   | -   | -   | -   | -   | 3        | 0.0%     | ↔        | 3     |
| Domestic and Family - Level 2            | 2015 | 1   | -   | -   | 1   | -   | -   | 4   | 1   | 3   | 1   | 2   | -   | 1        |          |          | 13    |
|  | 2016 | 1   | -   | -   | -   | -   | -   | -   | -   | -   | -   | -   | -   | 1        | 0.0%     | ↔        | 1     |
| General Civil - Level 1                  | 2015 | -   | -   | 1   | -   | -   | -   | -   | -   | -   | -   | -   | -   | 0        |          |          | 1     |
| General Civil - Level 2                  | 2015 | 6   | 6   | 7   | 2   | 3   | 2   | 8   | 5   | 5   | 2   | 6   | 4   | 12       | 0.0%     | ↔        | 56    |
|  | 2016 | 3   | 2   | -   | -   | -   | -   | -   | -   | -   | -   | -   | -   | 5        | -58.3%   | ▼        | 5     |
| General Civil - Level 3                  | 2015 | 2   | 3   | 1   | 2   | 2   | 1   | 1   | 1   | 1   | 2   | -   | 1   | 5        |          |          | 17    |
|  | 2016 | 6   | 2   | -   | -   | -   | -   | -   | -   | -   | -   | -   | -   | 8        | 60.0%    | ▲        | 8     |
| Miscellaneous                            | 2015 | 64  | 58  | 68  | 45  | 53  | 58  | 54  | 57  | 59  | 65  | 74  | 135 | 122      |          |          | 790   |
|  | 2016 | 106 | 119 | -   | -   | -   | -   | -   | -   | -   | -   | -   | -   | 225      | 84.4%    | ▲        | 225   |
| Misdemeanor                              | 2015 | 2   | 11  | 5   | 1   | 8   | 5   | 3   | 2   | 5   | 5   | 9   | 6   | 13       |          |          | 62    |
|  | 2016 | 2   | 2   | -   | -   | -   | -   | -   | -   | -   | -   | -   | -   | 4        | -69.2%   | ▼        | 4     |
| Non-Capital Felonies and Related Matters | 2015 | 13  | 14  | 15  | 18  | 13  | 32  | 13  | 8   | 21  | 17  | 33  | 23  | 27       |          |          | 220   |
|  | 2016 | 22  | 19  | -   | -   | -   | -   | -   | -   | -   | -   | -   | -   | 41       | 51.9%    | ▲        | 41    |
| Other                                    | 2016 | -   | 2   | -   | -   | -   | -   | -   | -   | -   | -   | -   | -   | 2        |          |          | 2     |
| Other Criminally Related Matters         | 2015 | 1   | 2   | 3   | 3   | -   | 6   | -   | 2   | 10  | 1   | 5   | 1   | 3        |          |          | 34    |
|  | 2016 | -   | 3   | -   | -   | -   | -   | -   | -   | -   | -   | -   | -   | 3        | 0.0%     | ↔        | 3     |
| Probates/Wills and Trusts - Level 2      | 2015 | -   | -   | -   | -   | -   | -   | 2   | 3   | -   | -   | -   | -   | 0        |          |          | 5     |
|  | 2016 | 2   | -   | -   | -   | -   | -   | -   | -   | -   | -   | -   | -   | 2        | 0.0%     | ↔        | 2     |
| Uncontested Divorce                      | 2015 | 2   | 4   | 9   | 7   | 3   | 6   | 5   | 2   | 6   | 8   | 4   | 3   | 6        |          |          | 59    |
|  | 2016 | 3   | 6   | -   | -   | -   | -   | -   | -   | -   | -   | -   | -   | 9        | 50.0%    | ▲        | 9     |

Court: Petersburg Circuit

Start/End Date: Jan-15 / Feb-16

2015 Average Month: 177

Jan-Feb 2015: 263

Filings Trending: ▲

Circuit/Court ID: 11

211730


Type of Case: Filings

2016 Average Month:202

Jan-Feb 2016 : 403

Overall AVG. Month: 181

Monthly Summary



Jan 15-Feb 16

Totals

|          | 2015  | 2016 |
|----------|-------|------|
| Civil    | 636   | 140  |
| Criminal | 1,271 | 218  |
| Other    | 220   | 45   |
| Total    | 2,127 | 403  |

Jan --- Feb Filings

263

2015

403

2016

Jan --- Feb Filings

|          | 2015 | 2016 | % Change | Trending |
|----------|------|------|----------|----------|
| Civil    | 78   | 140  | 79.5%    | ▲        |
| Criminal | 155  | 218  | 40.6%    | ▲        |
| Other    | 30   | 45   | 50.0%    | ▲        |
| Total    | 263  | 403  | 53.2%    | ▲        |

|      | Jan | Feb | Mar | Apr | May | Jun | Jul | Aug | Sep | Oct | Nov | Dec | Thru Feb | % Change | Trending | Total |
|------|-----|-----|-----|-----|-----|-----|-----|-----|-----|-----|-----|-----|----------|----------|----------|-------|
| 2015 | 121 | 142 | 231 | 194 | 180 | 191 | 165 | 173 | 162 | 215 | 161 | 192 | 263      |          |          | 2,127 |
| 2016 | 159 | 244 | -   | -   | -   | -   | -   | -   | -   | -   | -   | -   | 403      | 53.2%    | ▲        | 403   |

|  |      | Jan | Feb | Mar | Apr | May | Jun | Jul | Aug | Sep | Oct | Nov | Dec | Thru Feb | % Change | Trending | Total |
|--|------|-----|-----|-----|-----|-----|-----|-----|-----|-----|-----|-----|-----|----------|----------|----------|-------|
| Administrative Law                       | 2015 | 1   | 1   | -   | 4   | 1   | 2   | -   | -   | 1   | 1   | -   | 2   | 2        |          |          | 13    |
| Contested Divorce                        | 2015 | 1   | 4   | 3   | 4   | 4   | 9   | 6   | 2   | 2   | 3   | 2   | 1   | 5        |          |          | 41    |
|  | 2016 | 1   | 5   | -   | -   | -   | -   | -   | -   | -   | -   | -   | -   | 6        | 20.0%    | ▲        | 6     |
| Domestic and Family - Level 1            | 2015 | 1   | 2   | 4   | 3   | 8   | 13  | 6   | 6   | 6   | 5   | 3   | 4   | 3        |          |          | 61    |
|  | 2016 | 8   | 1   | -   | -   | -   | -   | -   | -   | -   | -   | -   | -   | 9        | 200.0%   | ▲        | 9     |
| Domestic and Family - Level 2            | 2015 | -   | -   | 1   | 2   | 1   | 1   | -   | -   | 1   | -   | 1   | 1   | 0        |          |          | 8     |
|  | 2016 | 14  | 2   | -   | -   | -   | -   | -   | -   | -   | -   | -   | -   | 16       | 0.0%     | ↔        | 16    |
| General Civil - Level 1                  | 2015 | -   | -   | -   | 1   | 1   | 2   | -   | -   | -   | -   | -   | 2   | 0        |          |          | 6     |
| General Civil - Level 2                  | 2015 | 8   | 5   | 11  | 14  | 7   | 8   | 14  | 12  | 13  | 12  | 8   | 13  | 13       | 0.0%     | ↔        | 125   |
|  | 2016 | 12  | 14  | -   | -   | -   | -   | -   | -   | -   | -   | -   | -   | 26       | 100.0%   | ▲        | 26    |
| General Civil - Level 3                  | 2015 | 4   | 6   | 11  | 10  | 9   | 12  | 5   | 12  | 4   | 6   | 7   | 8   | 10       |          |          | 94    |
|  | 2016 | 16  | 9   | -   | -   | -   | -   | -   | -   | -   | -   | -   | -   | 25       | 150.0%   | ▲        | 25    |
| Miscellaneous                            | 2015 | 33  | 29  | 29  | 24  | 20  | 38  | 35  | 34  | 44  | 37  | 30  | 42  | 62       |          |          | 395   |
|  | 2016 | 27  | 61  | -   | -   | -   | -   | -   | -   | -   | -   | -   | -   | 88       | 41.9%    | ▲        | 88    |
| Misdemeanor                              | 2015 | 11  | 25  | 20  | 33  | 24  | 34  | 16  | 35  | 18  | 44  | 14  | 30  | 36       |          |          | 304   |
|  | 2016 | 19  | 24  | -   | -   | -   | -   | -   | -   | -   | -   | -   | -   | 43       | 19.4%    | ▲        | 43    |
| Non-Capital Felonies and Related Matters | 2015 | 36  | 59  | 114 | 77  | 81  | 55  | 67  | 50  | 42  | 78  | 85  | 74  | 95       |          |          | 818   |
|  | 2016 | 49  | 94  | -   | -   | -   | -   | -   | -   | -   | -   | -   | -   | 143      | 50.5%    | ▲        | 143   |
| Other                                    | 2015 | -   | -   | -   | -   | -   | -   | -   | 1   | 2   | -   | -   | -   | 0        |          |          | 3     |
|  | 2016 | 1   | -   | -   | -   | -   | -   | -   | -   | -   | -   | -   | -   | 1        | 0.0%     | ↔        | 1     |
| Other Criminally Related Matters         | 2015 | 20  | 7   | 23  | 17  | 13  | 11  | 7   | 14  | 20  | 18  | 5   | 8   | 27       |          |          | 163   |
|  | 2016 | 7   | 25  | -   | -   | -   | -   | -   | -   | -   | -   | -   | -   | 32       | 18.5%    | ▲        | 32    |
| Probates/Wills and Trusts - Level 1      | 2015 | -   | -   | 1   | -   | -   | -   | -   | -   | -   | -   | -   | -   | 0        |          |          | 1     |
|  | 2016 | -   | 1   | -   | -   | -   | -   | -   | -   | -   | -   | -   | -   | 1        | 0.0%     | ↔        | 1     |
| Probates/Wills and Trusts - Level 2      | 2015 | 1   | 1   | 1   | 2   | 1   | -   | 1   | 2   | -   | 2   | 2   | 1   | 2        |          |          | 14    |
|  | 2016 | 1   | 1   | -   | -   | -   | -   | -   | -   | -   | -   | -   | -   | 2        | 0.0%     | ↔        | 2     |
| Uncontested Divorce                      | 2015 | 5   | 3   | 13  | 3   | 10  | 6   | 8   | 5   | 9   | 9   | 4   | 6   | 8        |          |          | 81    |
|  | 2016 | 4   | 7   | -   | -   | -   | -   | -   | -   | -   | -   | -   | -   | 11       | 37.5%    | ▲        | 11    |

Court: Chesterfield Circuit

Start/End Date: Jan-15 / Feb-16

2015 Average Month: 1,208

Jan-Feb 2015: 2,454

Filings Trending: ▲

Circuit/Court ID: 12

212041


Type of Case: Filings

2016 Average Month:1,550

Jan-Feb 2016 : 3,100

Overall AVG. Month: 1,257

Monthly Summary



Jan 15-Feb 16

Totals

|          | 2015   | 2016  |
|----------|--------|-------|
| Civil    | 3,811  | 613   |
| Criminal | 6,194  | 1,010 |
| Other    | 4,493  | 1,477 |
| Total    | 14,498 | 3,100 |

Jan --- Feb Filings

2,454

2015

3,100

2016

Jan --- Feb Filings

|          | 2015  | 2016  | % Change | Trending |
|----------|-------|-------|----------|----------|
| Civil    | 540   | 613   | 13.5%    | ▲        |
| Criminal | 1,059 | 1,010 | -4.6%    | ▼        |
| Other    | 855   | 1,477 | 72.7%    | ▲        |
| Total    | 2,454 | 3,100 | 26.3%    | ▲        |

|      | Jan   | Feb   | Mar   | Apr   | May   | Jun   | Jul   | Aug   | Sep   | Oct   | Nov   | Dec   | Thru Feb | % Change | Trending | Total  |
|------|-------|-------|-------|-------|-------|-------|-------|-------|-------|-------|-------|-------|----------|----------|----------|--------|
| 2015 | 1,377 | 1,077 | 1,436 | 1,183 | 1,101 | 1,178 | 1,248 | 1,169 | 1,300 | 1,114 | 1,108 | 1,207 | 2,454    |          |          | 14,498 |
| 2016 | 1,560 | 1,540 | -     | -     | -     | -     | -     | -     | -     | -     | -     | -     | 3,100    | 26.3%    | ▲        | 3,100  |

|  |      | Jan | Feb | Mar | Apr | May | Jun | Jul | Aug | Sep | Oct | Nov | Dec | Thru Feb | % Change | Trending | Total |
|--|------|-----|-----|-----|-----|-----|-----|-----|-----|-----|-----|-----|-----|----------|----------|----------|-------|
| Administrative Law                       | 2015 | 2   | 4   | -   | 1   | 2   | 1   | 1   | -   | -   | 3   | -   | 3   | 6        |          |          | 17    |
|  | 2016 | 3   | 3   | -   | -   | -   | -   | -   | -   | -   | -   | -   | -   | 6        | 0.0%     | ↔        | 6     |
| Capital Murder                           | 2015 | -   | -   | -   | -   | -   | 1   | -   | -   | -   | -   | 2   | -   | 0        |          |          | 3     |
|  | 2016 | -   | -   | -   | -   | -   | -   | -   | -   | -   | -   | -   | -   | -        |          |          | -     |
| Contested Divorce                        | 2015 | 31  | 18  | 27  | 35  | 19  | 38  | 27  | 25  | 32  | 29  | 21  | 27  | 49       | 0.0%     | ↔        | 329   |
|  | 2016 | 30  | 34  | -   | -   | -   | -   | -   | -   | -   | -   | -   | -   | 64       | 30.6%    | ▲        | 64    |
| Domestic and Family - Level 1            | 2015 | 21  | 14  | 32  | 27  | 44  | 32  | 37  | 19  | 35  | 40  | 14  | 32  | 35       |          |          | 347   |
|  | 2016 | 31  | 21  | -   | -   | -   | -   | -   | -   | -   | -   | -   | -   | 52       | 48.6%    | ▲        | 52    |
| Domestic and Family - Level 2            | 2015 | 6   | 6   | 11  | 6   | 8   | 6   | 7   | 8   | 7   | 5   | 7   | 4   | 12       |          |          | 81    |
|  | 2016 | 7   | 4   | -   | -   | -   | -   | -   | -   | -   | -   | -   | -   | 11       | -8.3%    | ▼        | 11    |
| General Civil - Level 1                  | 2015 | 1   | 4   | 2   | 1   | 1   | 1   | 1   | 1   | 1   | 2   | 2   | 4   | 5        |          |          | 21    |
|  | 2016 | -   | 3   | -   | -   | -   | -   | -   | -   | -   | -   | -   | -   | 3        | -40.0%   | ▼        | 3     |
| General Civil - Level 2                  | 2015 | 35  | 50  | 44  | 56  | 56  | 62  | 62  | 41  | 53  | 42  | 51  | 59  | 85       |          |          | 611   |
|  | 2016 | 39  | 61  | -   | -   | -   | -   | -   | -   | -   | -   | -   | -   | 100      | 17.6%    | ▲        | 100   |
| General Civil - Level 3                  | 2015 | 11  | 20  | 24  | 20  | 47  | 40  | 30  | 18  | 19  | 15  | 14  | 17  | 31       |          |          | 275   |
|  | 2016 | 16  | 21  | -   | -   | -   | -   | -   | -   | -   | -   | -   | -   | 37       | 19.4%    | ▲        | 37    |
| Miscellaneous                            | 2015 | 576 | 408 | 660 | 459 | 339 | 316 | 473 | 473 | 449 | 326 | 382 | 453 | 984      |          |          | 5,314 |
|  | 2016 | 791 | 821 | -   | -   | -   | -   | -   | -   | -   | -   | -   | -   | 1,612    | 63.8%    | ▲        | 1,612 |
| Misdemeanor                              | 2015 | 180 | 122 | 165 | 123 | 113 | 177 | 158 | 124 | 166 | 122 | 153 | 128 | 302      |          |          | 1,731 |
|  | 2016 | 138 | 102 | -   | -   | -   | -   | -   | -   | -   | -   | -   | -   | 240      | -20.5%   | ▼        | 240   |
| Non-Capital Felonies and Related Matters | 2015 | 383 | 301 | 304 | 312 | 347 | 367 | 318 | 316 | 388 | 379 | 339 | 330 | 684      |          |          | 4,084 |
|  | 2016 | 377 | 331 | -   | -   | -   | -   | -   | -   | -   | -   | -   | -   | 708      | 3.5%     | ▲        | 708   |
| Other                                    | 2015 | 17  | 28  | 25  | 40  | 23  | 33  | 30  | 40  | 27  | 47  | 31  | 51  | 45       |          |          | 392   |
|  | 2016 | 39  | 22  | -   | -   | -   | -   | -   | -   | -   | -   | -   | -   | 61       | 35.6%    | ▲        | 61    |
| Other Criminally Related Matters         | 2015 | 45  | 30  | 40  | 29  | 21  | 33  | 24  | 32  | 43  | 27  | 41  | 25  | 75       |          |          | 390   |
|  | 2016 | 28  | 39  | -   | -   | -   | -   | -   | -   | -   | -   | -   | -   | 67       | -10.7%   | ▼        | 67    |
| Probates/Wills and Trusts - Level 1      | 2015 | 1   | -   | 1   | 2   | -   | 1   | 1   | -   | 1   | -   | 3   | -   | 1        |          |          | 10    |
|  | 2016 | 1   | 1   | -   | -   | -   | -   | -   | -   | -   | -   | -   | -   | 2        | 100.0%   | ▲        | 2     |
| Probates/Wills and Trusts - Level 2      | 2015 | 6   | 10  | 9   | 5   | 12  | 6   | 8   | 3   | 9   | 13  | 6   | 6   | 16       |          |          | 93    |
|  | 2016 | 5   | 1   | -   | -   | -   | -   | -   | -   | -   | -   | -   | -   | 6        | -62.5%   | ▼        | 6     |
| Protective Orders                        | 2015 | -   | 1   | 1   | 1   | 1   | -   | 1   | 5   | 1   | -   | 2   | -   | 1        |          |          | 13    |
|  | 2016 | 62  | 61  | 91  | 66  | 68  | 64  | 70  | 64  | 69  | 64  | 40  | 68  | 123      |          |          | 787   |
| Uncontested Divorce                      | 2015 | 62  | 61  | 91  | 66  | 68  | 64  | 70  | 64  | 69  | 64  | 40  | 68  | 123      |          |          | 787   |
|  | 2016 | 55  | 76  | -   | -   | -   | -   | -   | -   | -   | -   | -   | -   | 131      | 6.5%     | ▲        | 131   |

Court: Colonial Heights Circuit

Start/End Date: Jan-15 / Feb-16

2015 Average Month: 154

Jan-Feb 2015: 326

Filings Trending: ↔

Circuit/Court ID: 12

212570


Type of Case: Filings

2016 Average Month: 166

Jan-Feb 2016 : 332

Overall AVG. Month: 156

Monthly Summary



Jan 15-Feb 16

Totals

|          | 2015  | 2016 |
|----------|-------|------|
| Civil    | 294   | 36   |
| Criminal | 1,209 | 194  |
| Other    | 344   | 102  |
| Total    | 1,847 | 332  |

Jan --- Feb Filings

326

332

2015

2016

Jan --- Feb Filings

|          | 2015 | 2016 | % Change | Trending |
|----------|------|------|----------|----------|
| Civil    | 34   | 36   | 5.9%     | ▲        |
| Criminal | 221  | 194  | -12.2%   | ▼        |
| Other    | 71   | 102  | 43.7%    | ▲        |
| Total    | 326  | 332  | 1.8%     | ▲        |

|      | Jan | Feb | Mar | Apr | May | Jun | Jul | Aug | Sep | Oct | Nov | Dec | Thru Feb | % Change | Trending | Total |
|------|-----|-----|-----|-----|-----|-----|-----|-----|-----|-----|-----|-----|----------|----------|----------|-------|
| 2015 | 144 | 182 | 129 | 183 | 138 | 121 | 149 | 189 | 120 | 176 | 180 | 136 | 326      |          |          | 1,847 |
| 2016 | 129 | 203 | -   | -   | -   | -   | -   | -   | -   | -   | -   | -   | 332      | 1.8%     | ▲        | 332   |

|  |      | Jan | Feb | Mar | Apr | May | Jun | Jul | Aug | Sep | Oct | Nov | Dec | Thru Feb | % Change | Trending | Total |
|--|------|-----|-----|-----|-----|-----|-----|-----|-----|-----|-----|-----|-----|----------|----------|----------|-------|
| Administrative Law                       | 2015 | -   | 1   | -   | -   | -   | -   | 1   | -   | -   | -   | -   | -   | 1        |          |          | 2     |
| Contested Divorce                        | 2015 | 3   | 1   | 2   | 1   | 3   | 2   | 5   | 1   | 4   | 4   | 4   | 6   | 4        |          |          | 36    |
|  | 2016 | 4   | 4   | -   | -   | -   | -   | -   | -   | -   | -   | -   | -   | 8        | 100.0%   | ▲        | 8     |
| Domestic and Family - Level 1            | 2015 | 2   | -   | 2   | 2   | -   | -   | 3   | 3   | 2   | 5   | 5   | 6   | 2        |          |          | 30    |
|  | 2016 | 1   | 4   | -   | -   | -   | -   | -   | -   | -   | -   | -   | -   | 5        | 150.0%   | ▲        | 5     |
| Domestic and Family - Level 2            | 2015 | -   | -   | -   | -   | 1   | -   | 1   | -   | -   | -   | 1   | -   | 0        |          |          | 3     |
| General Civil - Level 1                  | 2015 | -   | -   | -   | -   | -   | -   | 2   | -   | -   | -   | -   | -   | 0        | 0.0%     | ↔        | 2     |
| General Civil - Level 2                  | 2015 | 2   | 3   | 4   | 2   | 2   | 2   | -   | 2   | -   | 1   | 1   | 3   | 5        | 0.0%     | ↔        | 22    |
|  | 2016 | 2   | 1   | -   | -   | -   | -   | -   | -   | -   | -   | -   | -   | 3        | -40.0%   | ▼        | 3     |
| General Civil - Level 3                  | 2015 | -   | -   | 2   | 3   | 2   | 1   | -   | 5   | 1   | 3   | -   | 6   | 0        |          |          | 23    |
|  | 2016 | 1   | 3   | -   | -   | -   | -   | -   | -   | -   | -   | -   | -   | 4        | 0.0%     | ↔        | 4     |
| Miscellaneous                            | 2015 | 33  | 32  | 34  | 29  | 21  | 21  | 33  | 26  | 21  | 38  | 32  | 52  | 65       |          |          | 372   |
|  | 2016 | 38  | 61  | -   | -   | -   | -   | -   | -   | -   | -   | -   | -   | 99       | 52.3%    | ▲        | 99    |
| Misdemeanor                              | 2015 | 37  | 23  | 26  | 35  | 49  | 35  | 35  | 26  | 19  | 44  | 42  | 19  | 60       |          |          | 390   |
|  | 2016 | 22  | 26  | -   | -   | -   | -   | -   | -   | -   | -   | -   | -   | 48       | -20.0%   | ▼        | 48    |
| Non-Capital Felonies and Related Matters | 2015 | 45  | 106 | 41  | 83  | 51  | 33  | 55  | 101 | 55  | 59  | 84  | 32  | 151      |          |          | 745   |
|  | 2016 | 42  | 90  | -   | -   | -   | -   | -   | -   | -   | -   | -   | -   | 132      | -12.6%   | ▼        | 132   |
| Other                                    | 2015 | 15  | 5   | 10  | 11  | 3   | 5   | 2   | 7   | 7   | 4   | 5   | 2   | 20       |          |          | 76    |
|  | 2016 | 8   | 6   | -   | -   | -   | -   | -   | -   | -   | -   | -   | -   | 14       | -30.0%   | ▼        | 14    |
| Other Criminally Related Matters         | 2015 | 3   | 7   | -   | 8   | 2   | 11  | 7   | 11  | 2   | 14  | 3   | 6   | 10       |          |          | 74    |
|  | 2016 | 10  | 4   | -   | -   | -   | -   | -   | -   | -   | -   | -   | -   | 14       | 40.0%    | ▲        | 14    |
| Probates/Wills and Trusts - Le           | 2015 | 1   | 1   | -   | 1   | 1   | -   | -   | 1   | -   | 1   | -   | 1   | 2        |          |          | 7     |
| Uncontested Divorce                      | 2015 | 3   | 3   | 8   | 8   | 3   | 11  | 5   | 6   | 9   | 3   | 3   | 3   | 6        |          |          | 65    |
|  | 2016 | 1   | 4   | -   | -   | -   | -   | -   | -   | -   | -   | -   | -   | 5        | -16.7%   | ▼        | 5     |

Court: Richmond Circuit

Start/End Date: Jan-15 / Feb-16

2015 Average Month: 1,201

Jan-Feb 2015: 2,334

Filings Trending: ↔

Circuit/Court ID: 13

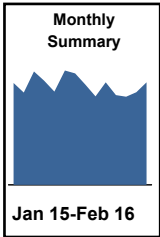
213760

Type of Case: Filings

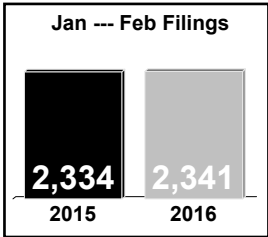
2016 Average Month: 1,171

Jan-Feb 2016 : 2,341

Overall AVG. Month: 1,197



| Totals   |        |       |
|----------|--------|-------|
|          | 2015   | 2016  |
| Civil    | 4,695  | 727   |
| Criminal | 6,468  | 1,050 |
| Other    | 3,249  | 564   |
| Total    | 14,412 | 2,341 |



| Jan --- Feb Filings |       |       |          |          |
|---------------------|-------|-------|----------|----------|
|                     | 2015  | 2016  | % Change | Trending |
| Civil               | 661   | 727   | 10.0%    | ▲        |
| Criminal            | 1,185 | 1,050 | -11.4%   | ▼        |
| Other               | 488   | 564   | 15.6%    | ▲        |
| Total               | 2,334 | 2,341 | -        | ↔        |

|      | Jan   | Feb   | Mar   | Apr   | May   | Jun   | Jul   | Aug   | Sep   | Oct   | Nov   | Dec   | Thru Feb | % Change | Trending | Total  |
|------|-------|-------|-------|-------|-------|-------|-------|-------|-------|-------|-------|-------|----------|----------|----------|--------|
| 2015 | 1,224 | 1,110 | 1,362 | 1,252 | 1,118 | 1,375 | 1,339 | 1,204 | 1,063 | 1,230 | 1,077 | 1,058 | 2,334    |          |          | 14,412 |
| 2016 | 1,111 | 1,230 | -     | -     | -     | -     | -     | -     | -     | -     | -     | -     | 2,341    | 0.3%     | ▲        | 2,341  |

|  |      | Jan | Feb | Mar | Apr | May | Jun | Jul | Aug | Sep | Oct | Nov | Dec | Thru Feb | % Change | Trending | Total |
|--|------|-----|-----|-----|-----|-----|-----|-----|-----|-----|-----|-----|-----|----------|----------|----------|-------|
| Administrative Law                       | 2015 | 2   | 3   | 3   | 1   | 1   | 3   | 5   | 2   | -   | 8   | 3   | 4   | 5        |          |          | 35    |
|  | 2016 | 5   | 2   | -   | -   | -   | -   | -   | -   | -   | -   | -   | -   | 7        | 40.0%    | ▲        | 7     |
| Capital Murder                           | 2015 | -   | 3   | 2   | -   | -   | -   | -   | -   | -   | -   | -   | -   | 3        |          |          | 5     |
|  | 2016 | 1   | 2   | -   | -   | -   | -   | -   | -   | -   | -   | -   | -   | 3        | 0.0%     | ↔        | 3     |
| Contested Divorce                        | 2015 | 16  | 17  | 24  | 21  | 15  | 26  | 15  | 17  | 15  | 11  | 15  | 14  | 33       |          |          | 206   |
|  | 2016 | 13  | 23  | -   | -   | -   | -   | -   | -   | -   | -   | -   | -   | 36       | 9.1%     | ▲        | 36    |
| Domestic and Family - Level 1            | 2015 | 12  | 4   | 12  | 10  | 10  | 14  | 26  | 16  | 18  | 14  | 10  | 33  | 16       |          |          | 179   |
|  | 2016 | 3   | 18  | -   | -   | -   | -   | -   | -   | -   | -   | -   | -   | 21       | 31.3%    | ▲        | 21    |
| Domestic and Family - Level 2            | 2015 | 10  | 10  | 9   | 9   | 14  | 6   | 14  | 8   | 9   | 11  | 5   | 25  | 20       |          |          | 130   |
|  | 2016 | 10  | 23  | -   | -   | -   | -   | -   | -   | -   | -   | -   | -   | 33       | 65.0%    | ▲        | 33    |
| General Civil - Level 1                  | 2015 | 1   | 3   | 7   | 8   | 3   | 4   | 7   | 2   | 6   | 4   | 7   | 8   | 4        |          |          | 60    |
|  | 2016 | 1   | 5   | -   | -   | -   | -   | -   | -   | -   | -   | -   | -   | 6        | 50.0%    | ▲        | 6     |
| General Civil - Level 2                  | 2015 | 93  | 80  | 93  | 90  | 107 | 115 | 132 | 101 | 95  | 111 | 76  | 94  | 173      |          |          | 1,187 |
|  | 2016 | 90  | 109 | -   | -   | -   | -   | -   | -   | -   | -   | -   | -   | 199      | 15.0%    | ▲        | 199   |
| General Civil - Level 3                  | 2015 | 37  | 47  | 33  | 33  | 31  | 42  | 55  | 44  | 27  | 25  | 30  | 35  | 84       |          |          | 439   |
|  | 2016 | 30  | 30  | -   | -   | -   | -   | -   | -   | -   | -   | -   | -   | 60       | -28.6%   | ▼        | 60    |
| Miscellaneous                            | 2015 | 195 | 199 | 329 | 272 | 223 | 261 | 236 | 235 | 250 | 251 | 228 | 259 | 394      |          |          | 2,938 |
|  | 2016 | 216 | 310 | -   | -   | -   | -   | -   | -   | -   | -   | -   | -   | 526      | 33.5%    | ▲        | 526   |
| Misdemeanor                              | 2015 | 124 | 90  | 101 | 104 | 84  | 106 | 132 | 101 | 91  | 117 | 79  | 85  | 214      |          |          | 1,214 |
|  | 2016 | 106 | 86  | -   | -   | -   | -   | -   | -   | -   | -   | -   | -   | 192      | -10.3%   | ▼        | 192   |
| Non-Capital Felonies and Related Matters | 2015 | 483 | 397 | 442 | 396 | 342 | 427 | 421 | 415 | 391 | 386 | 365 | 281 | 880      |          |          | 4,746 |
|  | 2016 | 421 | 312 | -   | -   | -   | -   | -   | -   | -   | -   | -   | -   | 733      | -16.7%   | ▼        | 733   |
| Other                                    | 2015 | 163 | 162 | 223 | 175 | 207 | 252 | 210 | 175 | 120 | 161 | 185 | 139 | 325      |          |          | 2,172 |
|  | 2016 | 158 | 143 | -   | -   | -   | -   | -   | -   | -   | -   | -   | -   | 301      | -7.4%    | ▼        | 301   |
| Other Criminally Related Matters         | 2015 | 56  | 35  | 34  | 76  | 41  | 56  | 38  | 41  | 6   | 86  | 29  | 34  | 91       |          |          | 532   |
|  | 2016 | 19  | 103 | -   | -   | -   | -   | -   | -   | -   | -   | -   | -   | 122      | 34.1%    | ▲        | 122   |
| Probates/Wills and Trusts - Level 1      | 2015 | -   | -   | 1   | 1   | 1   | 1   | 1   | -   | 1   | 1   | -   | -   | 0        |          |          | 7     |
|  | 2016 | -   | 1   | -   | -   | -   | -   | -   | -   | -   | -   | -   | -   | 1        | 0.0%     | ↔        | 1     |
| Probates/Wills and Trusts - Level 2      | 2015 | 7   | 12  | 8   | 6   | 9   | 11  | 7   | 7   | 6   | 9   | 5   | 19  | 19       |          |          | 106   |
|  | 2016 | 8   | 14  | -   | -   | -   | -   | -   | -   | -   | -   | -   | -   | 22       | 15.8%    | ▲        | 22    |
| Uncontested Divorce                      | 2015 | 25  | 48  | 41  | 50  | 30  | 51  | 40  | 40  | 28  | 35  | 40  | 28  | 73       |          |          | 456   |
|  | 2016 | 30  | 49  | -   | -   | -   | -   | -   | -   | -   | -   | -   | -   | 79       | 8.2%     | ▲        | 79    |

Court: Henrico Circuit

Start/End Date: Jan-15 / Feb-16

2015 Average Month: 1,010

Jan-Feb 2015: 1,864

Filings Trending: ▲

Circuit/Court ID: 14

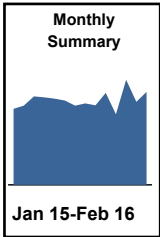
214087

Type of Case: Filings

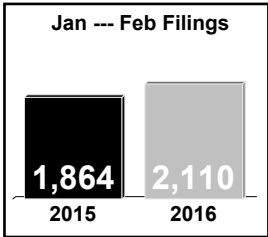
2016 Average Month:1,055

Jan-Feb 2016 : 2,110

Overall AVG. Month: 1,017



| Totals   |        |       |
|----------|--------|-------|
|          | 2015   | 2016  |
| Civil    | 3,626  | 586   |
| Criminal | 5,301  | 732   |
| Other    | 3,198  | 792   |
| Total    | 12,125 | 2,110 |



| Jan --- Feb Filings |       |       |          |          |
|---------------------|-------|-------|----------|----------|
|                     | 2015  | 2016  | % Change | Trending |
| Civil               | 535   | 586   | 9.5%     | ▲        |
| Criminal            | 814   | 732   | -10.1%   | ▼        |
| Other               | 515   | 792   | 53.8%    | ▲        |
| Total               | 1,864 | 2,110 | 13.2%    | ▲        |

|      | Jan | Feb   | Mar   | Apr   | May   | Jun   | Jul | Aug | Sep | Oct   | Nov | Dec   | Thru Feb | % Change | Trending | Total  |
|------|-----|-------|-------|-------|-------|-------|-----|-----|-----|-------|-----|-------|----------|----------|----------|--------|
| 2015 | 913 | 951   | 1,064 | 1,052 | 1,035 | 1,013 | 949 | 976 | 955 | 1,105 | 849 | 1,263 | 1,864    |          |          | 12,125 |
| 2016 | 996 | 1,114 | -     | -     | -     | -     | -   | -   | -   | -     | -   | -     | 2,110    | 13.2%    | ▲        | 2,110  |

|  |      | Jan | Feb | Mar | Apr | May | Jun | Jul | Aug | Sep | Oct | Nov | Dec | Thru Feb | % Change | Trending | Total |
|--|------|-----|-----|-----|-----|-----|-----|-----|-----|-----|-----|-----|-----|----------|----------|----------|-------|
| Administrative Law                       | 2015 | 1   | 1   | -   | 2   | -   | -   | 1   | -   | -   | 1   | 3   | 1   | 2        |          |          | 10    |
|  | 2016 | 1   | 1   | -   | -   | -   | -   | -   | -   | -   | -   | -   | -   | 2        | 0.0%     | ↔        | 2     |
| Capital Murder                           | 2015 | -   | -   | -   | -   | 1   | -   | -   | -   | -   | -   | -   | -   | 0        |          |          | 1     |
|  | 2016 | -   | -   | -   | -   | -   | -   | -   | -   | -   | -   | -   | -   | -        |          |          | -     |
| Contested Divorce                        | 2015 | 31  | 25  | 40  | 22  | 22  | 35  | 28  | 28  | 29  | 23  | 16  | 16  | 56       | 0.0%     | ↔        | 315   |
|  | 2016 | 18  | 30  | -   | -   | -   | -   | -   | -   | -   | -   | -   | -   | 48       | -14.3%   | ▼        | 48    |
| Domestic and Family - Level 1            | 2015 | 11  | 7   | 10  | 10  | 9   | 25  | 16  | 18  | 14  | 25  | 20  | 19  | 18       |          |          | 184   |
|  | 2016 | 10  | 20  | -   | -   | -   | -   | -   | -   | -   | -   | -   | -   | 30       | 66.7%    | ▲        | 30    |
| Domestic and Family - Level 2            | 2015 | 4   | 7   | 9   | 16  | 6   | 7   | 9   | 8   | 9   | 8   | 8   | 10  | 11       |          |          | 101   |
|  | 2016 | 10  | 7   | -   | -   | -   | -   | -   | -   | -   | -   | -   | -   | 17       | 54.5%    | ▲        | 17    |
| General Civil - Level 1                  | 2015 | 5   | 2   | -   | 1   | 2   | 1   | -   | 3   | 3   | 4   | -   | 2   | 7        |          |          | 23    |
|  | 2016 | 4   | 7   | -   | -   | -   | -   | -   | -   | -   | -   | -   | -   | 11       | 57.1%    | ▲        | 11    |
| General Civil - Level 2                  | 2015 | 35  | 52  | 44  | 55  | 61  | 54  | 53  | 38  | 68  | 44  | 44  | 55  | 87       |          |          | 603   |
|  | 2016 | 49  | 65  | -   | -   | -   | -   | -   | -   | -   | -   | -   | -   | 114      | 31.0%    | ▲        | 114   |
| General Civil - Level 3                  | 2015 | 11  | 20  | 25  | 26  | 20  | 27  | 21  | 44  | 18  | 25  | 19  | 21  | 31       |          |          | 277   |
|  | 2016 | 17  | 36  | -   | -   | -   | -   | -   | -   | -   | -   | -   | -   | 53       | 71.0%    | ▲        | 53    |
| Miscellaneous                            | 2015 | 290 | 340 | 386 | 318 | 325 | 305 | 280 | 323 | 305 | 362 | 312 | 564 | 630      |          |          | 4,110 |
|  | 2016 | 460 | 480 | -   | -   | -   | -   | -   | -   | -   | -   | -   | -   | 940      | 49.2%    | ▲        | 940   |
| Misdemeanor                              | 2015 | 79  | 104 | 124 | 96  | 118 | 160 | 102 | 110 | 117 | 137 | 79  | 128 | 183      |          |          | 1,354 |
|  | 2016 | 89  | 63  | -   | -   | -   | -   | -   | -   | -   | -   | -   | -   | 152      | -16.9%   | ▼        | 152   |
| Non-Capital Felonies and Related Matters | 2015 | 307 | 256 | 291 | 374 | 341 | 247 | 292 | 283 | 260 | 346 | 228 | 298 | 563      |          |          | 3,523 |
|  | 2016 | 243 | 266 | -   | -   | -   | -   | -   | -   | -   | -   | -   | -   | 509      | -9.6%    | ▼        | 509   |
| Other                                    | 2015 | 31  | 27  | 29  | 25  | 20  | 32  | 30  | 35  | 24  | 38  | 29  | 36  | 58       |          |          | 356   |
|  | 2016 | 25  | 25  | -   | -   | -   | -   | -   | -   | -   | -   | -   | -   | 50       | -13.8%   | ▼        | 50    |
| Other Criminally Related Matters         | 2015 | 41  | 31  | 33  | 33  | 45  | 48  | 36  | 32  | 37  | 31  | 37  | 36  | 72       |          |          | 440   |
|  | 2016 | 34  | 38  | -   | -   | -   | -   | -   | -   | -   | -   | -   | -   | 72       | 0.0%     | ↔        | 72    |
| Probates/Wills and Trusts - Le           | 2015 | -   | -   | -   | -   | -   | 1   | 1   | 1   | 1   | 1   | -   | -   | 0        |          |          | 5     |
|  | 2016 | -   | -   | -   | -   | -   | -   | -   | -   | -   | -   | -   | -   | -        |          |          | -     |
| Probates/Wills and Trusts - Level 2      | 2015 | 10  | 12  | -   | 5   | 5   | 12  | 9   | 8   | 7   | 5   | 6   | 7   | 22       | 0.0%     | ↔        | 86    |
|  | 2016 | 3   | 10  | -   | -   | -   | -   | -   | -   | -   | -   | -   | -   | 13       | -40.9%   | ▼        | 13    |
| Protective Orders                        | 2015 | -   | -   | -   | -   | -   | -   | -   | -   | -   | 2   | -   | 1   | 0        |          |          | 3     |
|  | 2016 | 1   | -   | -   | -   | -   | -   | -   | -   | -   | -   | -   | -   | 1        | 0.0%     | ↔        | 1     |
| Uncontested Divorce                      | 2015 | 57  | 67  | 73  | 69  | 60  | 59  | 71  | 45  | 63  | 53  | 48  | 69  | 124      |          |          | 734   |
|  | 2016 | 32  | 66  | -   | -   | -   | -   | -   | -   | -   | -   | -   | -   | 98       | -21.0%   | ▼        | 98    |



Court: Caroline Circuit

Start/End Date: Jan-15 / Feb-16

2015 Average Month: 175

Jan-Feb 2015: 355

Filings Trending: ▼

Circuit/Court ID: 15

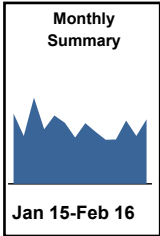
215033

Type of Case: Filings

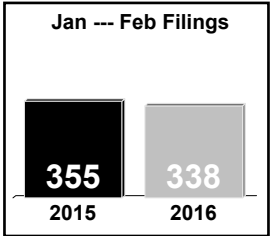
2016 Average Month:169

Jan-Feb 2016 : 338

Overall AVG. Month: 174



| Totals   |       |      |
|----------|-------|------|
|          | 2015  | 2016 |
| Civil    | 382   | 55   |
| Criminal | 1,026 | 145  |
| Other    | 690   | 138  |
| Total    | 2,098 | 338  |



| Jan --- Feb Filings |      |      |          |          |
|---------------------|------|------|----------|----------|
|                     | 2015 | 2016 | % Change | Trending |
| Civil               | 50   | 55   | 10.0%    | ▲        |
| Criminal            | 210  | 145  | -31.0%   | ▼        |
| Other               | 95   | 138  | 45.3%    | ▲        |
| Total               | 355  | 338  | -4.8%    | ▼        |

|      | Jan | Feb | Mar | Apr | May | Jun | Jul | Aug | Sep | Oct | Nov | Dec | Thru Feb | % Change | Trending | Total |
|------|-----|-----|-----|-----|-----|-----|-----|-----|-----|-----|-----|-----|----------|----------|----------|-------|
| 2015 | 211 | 144 | 259 | 164 | 205 | 183 | 139 | 182 | 156 | 132 | 133 | 190 | 355      |          |          | 2,098 |
| 2016 | 144 | 194 | -   | -   | -   | -   | -   | -   | -   | -   | -   | -   | 338      | -4.8%    | ▼        | 338   |

|  |      | Jan | Feb | Mar | Apr | May | Jun | Jul | Aug | Sep | Oct | Nov | Dec | Thru Feb | % Change | Trending | Total |
|--|------|-----|-----|-----|-----|-----|-----|-----|-----|-----|-----|-----|-----|----------|----------|----------|-------|
| Administrative Law                       | 2015 | -   | -   | 1   | 2   | -   | -   | -   | -   | -   | -   | -   | -   | 0        |          |          | 3     |
|  | 2016 | 1   | -   | -   | -   | -   | -   | -   | -   | -   | -   | -   | -   | 1        | 0.0%     | ↔        | 1     |
| Capital Murder                           | 2015 | 1   | -   | -   | -   | -   | -   | -   | -   | -   | -   | -   | -   | 1        |          |          | 1     |
|  | 2016 | 1   | -   | -   | -   | -   | -   | -   | -   | -   | -   | -   | -   | 1        |          |          | 1     |
| Contested Divorce                        | 2015 | 1   | 2   | 3   | -   | 1   | 2   | 2   | 1   | 1   | 3   | -   | 1   | 3        |          |          | 17    |
|  | 2016 | 1   | 2   | -   | -   | -   | -   | -   | -   | -   | -   | -   | -   | 3        | 0.0%     | ↔        | 3     |
| Domestic and Family - Level 1            | 2015 | 1   | 1   | 6   | 1   | 4   | 3   | 13  | 15  | 4   | 2   | 7   | 12  | 2        |          |          | 69    |
|  | 2016 | 6   | -   | -   | -   | -   | -   | -   | -   | -   | -   | -   | -   | 6        | 200.0%   | ▲        | 6     |
| Domestic and Family - Level 2            | 2015 | -   | 1   | -   | 1   | 3   | 2   | 1   | 1   | 2   | -   | -   | 1   | 1        |          |          | 12    |
|  | 2016 | 1   | 1   | -   | -   | -   | -   | -   | -   | -   | -   | -   | -   | 2        | 100.0%   | ▲        | 2     |
| General Civil - Level 1                  | 2015 | -   | -   | -   | -   | -   | 2   | -   | -   | 1   | -   | -   | 1   | 0        |          |          | 4     |
| General Civil - Level 2                  | 2015 | 10  | 6   | 3   | 4   | 6   | 4   | 6   | 3   | 8   | 4   | 1   | 3   | 16       | 0.0%     | ↔        | 58    |
|  | 2016 | 6   | 3   | -   | -   | -   | -   | -   | -   | -   | -   | -   | -   | 9        | -43.8%   | ▼        | 9     |
| General Civil - Level 3                  | 2015 | 2   | -   | 6   | 3   | 2   | 3   | 1   | 4   | 4   | 5   | -   | 2   | 2        |          |          | 32    |
|  | 2016 | 2   | 4   | -   | -   | -   | -   | -   | -   | -   | -   | -   | -   | 6        | 200.0%   | ▲        | 6     |
| Miscellaneous                            | 2015 | 44  | 49  | 73  | 54  | 55  | 52  | 53  | 57  | 48  | 48  | 44  | 83  | 93       |          |          | 660   |
|  | 2016 | 73  | 69  | -   | -   | -   | -   | -   | -   | -   | -   | -   | -   | 142      | 52.7%    | ▲        | 142   |
| Misdemeanor                              | 2015 | 26  | 18  | 20  | 13  | 19  | 21  | 16  | 24  | 13  | 13  | 30  | 18  | 44       |          |          | 231   |
|  | 2016 | 8   | 33  | -   | -   | -   | -   | -   | -   | -   | -   | -   | -   | 41       | -6.8%    | ▼        | 41    |
| Non-Capital Felonies and Related Matters | 2015 | 115 | 40  | 119 | 70  | 90  | 74  | 34  | 50  | 54  | 36  | 32  | 20  | 155      |          |          | 734   |
|  | 2016 | 39  | 53  | -   | -   | -   | -   | -   | -   | -   | -   | -   | -   | 92       | -40.6%   | ▼        | 92    |
| Other                                    | 2015 | 5   | 13  | 18  | 6   | 16  | 6   | 9   | 13  | 13  | 11  | 7   | 39  | 18       |          |          | 156   |
|  | 2016 | 2   | 12  | -   | -   | -   | -   | -   | -   | -   | -   | -   | -   | 14       | -22.2%   | ▼        | 14    |
| Other Criminally Related Matters         | 2015 | 2   | 8   | 5   | 7   | 4   | 10  | -   | 3   | 6   | 6   | 3   | 7   | 10       |          |          | 61    |
|  | 2016 | 3   | 9   | -   | -   | -   | -   | -   | -   | -   | -   | -   | -   | 12       | 20.0%    | ▲        | 12    |
| Probates/Wills and Trusts - Level 2      | 2015 | 2   | 1   | 3   | -   | -   | -   | -   | 9   | 1   | -   | 5   | -   | 3        |          |          | 21    |
|  | 2016 | 2   | 1   | -   | -   | -   | -   | -   | -   | -   | -   | -   | -   | 3        | 0.0%     | ↔        | 3     |
| Uncontested Divorce                      | 2015 | 2   | 5   | 2   | 3   | 5   | 4   | 4   | 2   | 1   | 4   | 4   | 3   | 7        |          |          | 39    |
|  | 2016 | -   | 7   | -   | -   | -   | -   | -   | -   | -   | -   | -   | -   | 7        | 0.0%     | ↔        | 7     |



Court: Essex Circuit

Start/End Date: Jan-15 / Feb-16

2015 Average Month: 50

Jan-Feb 2015: 96

Filings Trending: ▼

Circuit/Court ID: 15

215057


Type of Case: Filings

2016 Average Month:37

Jan-Feb 2016 : 73

Overall AVG. Month: 48

Monthly Summary



Jan 15-Feb 16

Totals

|          | 2015 | 2016 |
|----------|------|------|
| Civil    | 137  | 13   |
| Criminal | 282  | 33   |
| Other    | 179  | 27   |
| Total    | 598  | 73   |

Jan --- Feb Filings

96

73

2015

2016

Jan --- Feb Filings

|          | 2015 | 2016 | % Change | Trending |
|----------|------|------|----------|----------|
| Civil    | 19   | 13   | -31.6%   | ▼        |
| Criminal | 46   | 33   | -28.3%   | ▼        |
| Other    | 31   | 27   | -12.9%   | ▼        |
| Total    | 96   | 73   | -24.0%   | ▼        |

|      | Jan | Feb | Mar | Apr | May | Jun | Jul | Aug | Sep | Oct | Nov | Dec | Thru Feb | % Change | Trending | Total |
|------|-----|-----|-----|-----|-----|-----|-----|-----|-----|-----|-----|-----|----------|----------|----------|-------|
| 2015 | 63  | 33  | 52  | 66  | 42  | 39  | 114 | 33  | 26  | 63  | 34  | 33  | 96       |          |          | 598   |
| 2016 | 43  | 30  | -   | -   | -   | -   | -   | -   | -   | -   | -   | -   | 73       | -24.0%   | ▼        | 73    |

|  |      | Jan | Feb | Mar | Apr | May | Jun | Jul | Aug | Sep | Oct | Nov | Dec | Thru Feb | % Change | Trending | Total |
|--|------|-----|-----|-----|-----|-----|-----|-----|-----|-----|-----|-----|-----|----------|----------|----------|-------|
| Contested Divorce                        | 2015 | 1   | 1   | -   | 2   | -   | 1   | -   | -   | 1   | -   | 1   | -   | 2        |          |          | 7     |
|  | 2016 | -   | 1   | -   | -   | -   | -   | -   | -   | -   | -   | -   | -   | 1        | -50.0%   | ▼        | 1     |
| Domestic and Family - Level 1            | 2015 | -   | -   | 6   | 2   | 1   | -   | 4   | -   | 3   | -   | -   | -   | 0        |          |          | 16    |
| Domestic and Family - Level 2            | 2015 | -   | -   | -   | -   | -   | 1   | -   | -   | -   | -   | -   | -   | 0        | 0.0%     | ↔        | 1     |
| General Civil - Level 1                  | 2015 | -   | -   | -   | -   | -   | 1   | -   | -   | -   | -   | -   | -   | 0        | 0.0%     | ↔        | 1     |
| General Civil - Level 2                  | 2015 | 1   | 2   | 2   | 1   | 2   | 3   | 3   | 4   | 1   | 3   | 2   | -   | 3        | 0.0%     | ↔        | 24    |
|  | 2016 | 2   | 1   | -   | -   | -   | -   | -   | -   | -   | -   | -   | -   | 3        | 0.0%     | ↔        | 3     |
| General Civil - Level 3                  | 2015 | 1   | -   | 2   | -   | -   | 1   | 3   | 5   | 2   | -   | -   | -   | 1        |          |          | 14    |
|  | 2016 | -   | -   | -   | -   | -   | -   | -   | -   | -   | -   | -   | -   | -        |          |          | -     |
| Miscellaneous                            | 2015 | 21  | 20  | 33  | 18  | 18  | 16  | 16  | 12  | 14  | 17  | 19  | 21  | 41       |          |          | 225   |
|  | 2016 | 18  | 15  | -   | -   | -   | -   | -   | -   | -   | -   | -   | -   | 33       | -19.5%   | ▼        | 33    |
| Misdemeanor                              | 2015 | 7   | 3   | 4   | 3   | -   | 5   | 8   | 4   | 1   | 3   | 1   | 5   | 10       |          |          | 44    |
|  | 2016 | 2   | 1   | -   | -   | -   | -   | -   | -   | -   | -   | -   | -   | 3        | -70.0%   | ▼        | 3     |
| Non-Capital Felonies and Related Matters | 2015 | 30  | 5   | 4   | 31  | 14  | 5   | 73  | 6   | 3   | 28  | 8   | 4   | 35       |          |          | 211   |
|  | 2016 | 18  | 7   | -   | -   | -   | -   | -   | -   | -   | -   | -   | -   | 25       | -28.6%   | ▼        | 25    |
| Other Criminally Related Matters         | 2015 | 1   | -   | -   | 5   | 1   | 3   | 3   | 2   | -   | 9   | 2   | 2   | 1        |          |          | 28    |
|  | 2016 | 2   | 3   | -   | -   | -   | -   | -   | -   | -   | -   | -   | -   | 5        | 400.0%   | ▲        | 5     |
| Probates/Wills and Trusts - Le           | 2015 | -   | -   | -   | -   | 1   | -   | -   | -   | -   | -   | 1   | -   | 0        |          |          | 2     |
| Uncontested Divorce                      | 2015 | 1   | 2   | 1   | 4   | 5   | 3   | 4   | -   | 1   | 3   | -   | 1   | 3        | 0.0%     | ↔        | 25    |
|  | 2016 | 1   | 2   | -   | -   | -   | -   | -   | -   | -   | -   | -   | -   | 3        | 0.0%     | ↔        | 3     |

Court: Hanover Circuit

Start/End Date: Jan-15 / Feb-16

2015 Average Month: 493

Jan-Feb 2015: 1,000

Filings Trending: ▲

Circuit/Court ID: 15

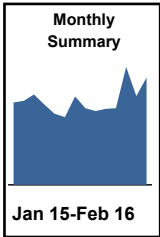
215085

Type of Case: Filings

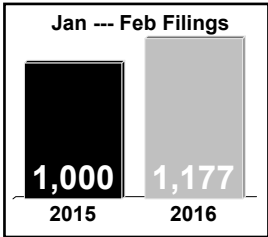
2016 Average Month:589

Jan-Feb 2016 : 1,177

Overall AVG. Month: 507



| Totals   |       |       |
|----------|-------|-------|
|          | 2015  | 2016  |
| Civil    | 1,581 | 287   |
| Criminal | 2,398 | 378   |
| Other    | 1,938 | 512   |
| Total    | 5,917 | 1,177 |



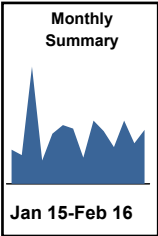
| Jan --- Feb Filings |       |       |          |          |
|---------------------|-------|-------|----------|----------|
|                     | 2015  | 2016  | % Change | Trending |
| Civil               | 297   | 287   | -3.4%    | ▼        |
| Criminal            | 381   | 378   | -0.8%    | ▼        |
| Other               | 322   | 512   | 59.0%    | ▲        |
| Total               | 1,000 | 1,177 | 17.7%    | ▲        |

|      | Jan | Feb | Mar | Apr | May | Jun | Jul | Aug | Sep | Oct | Nov | Dec | Thru Feb | % Change | Trending | Total |
|------|-----|-----|-----|-----|-----|-----|-----|-----|-----|-----|-----|-----|----------|----------|----------|-------|
| 2015 | 495 | 505 | 543 | 484 | 427 | 406 | 532 | 460 | 442 | 456 | 460 | 707 | 1,000    |          |          | 5,917 |
| 2016 | 533 | 644 | -   | -   | -   | -   | -   | -   | -   | -   | -   | -   | 1,177    | 17.7%    | ▲        | 1,177 |

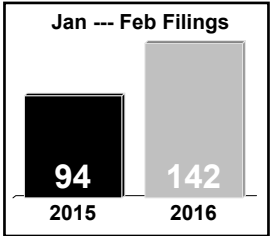
|  |      | Jan | Feb | Mar | Apr | May | Jun | Jul | Aug | Sep | Oct | Nov | Dec | Thru Feb | % Change | Trending | Total |
|--|------|-----|-----|-----|-----|-----|-----|-----|-----|-----|-----|-----|-----|----------|----------|----------|-------|
| Administrative Law                       | 2015 | -   | 1   | 1   | 1   | 1   | 1   | -   | 1   | -   | 3   | -   | -   | 1        |          |          | 9     |
| Contested Divorce                        | 2015 | 22  | 21  | 26  | 18  | 19  | 17  | 15  | 16  | 19  | 14  | 13  | 23  | 43       |          |          | 223   |
|  | 2016 | 15  | 37  | -   | -   | -   | -   | -   | -   | -   | -   | -   | -   | 52       | 20.9%    | ▲        | 52    |
| Domestic and Family - Level 1            | 2015 | 8   | 8   | 8   | 4   | 9   | 3   | 8   | 11  | 8   | 6   | 9   | 7   | 16       |          |          | 89    |
|  | 2016 | 11  | 8   | -   | -   | -   | -   | -   | -   | -   | -   | -   | -   | 19       | 18.8%    | ▲        | 19    |
| Domestic and Family - Level 2            | 2015 | 2   | 2   | 5   | 3   | 2   | 3   | 5   | 5   | 3   | 4   | 1   | 6   | 4        |          |          | 41    |
|  | 2016 | -   | 4   | -   | -   | -   | -   | -   | -   | -   | -   | -   | -   | 4        | 0.0%     | ↔        | 4     |
| General Civil - Level 1                  | 2015 | -   | -   | -   | 1   | 1   | -   | -   | -   | 2   | 2   | -   | -   | 0        |          |          | 6     |
|  | 2016 | 1   | -   | -   | -   | -   | -   | -   | -   | -   | -   | -   | -   | 1        | 0.0%     | ↔        | 1     |
| General Civil - Level 2                  | 2015 | 13  | 18  | 15  | 16  | 16  | 17  | 12  | 14  | 11  | 11  | 16  | 10  | 31       |          |          | 169   |
|  | 2016 | 9   | 14  | -   | -   | -   | -   | -   | -   | -   | -   | -   | -   | 23       | -25.8%   | ▼        | 23    |
| General Civil - Level 3                  | 2015 | 5   | 12  | 9   | 10  | 6   | 11  | 14  | 6   | 8   | 14  | 9   | 3   | 17       |          |          | 107   |
|  | 2016 | 6   | 9   | -   | -   | -   | -   | -   | -   | -   | -   | -   | -   | 15       | -11.8%   | ▼        | 15    |
| Miscellaneous                            | 2015 | 198 | 180 | 203 | 144 | 135 | 124 | 163 | 184 | 155 | 155 | 209 | 385 | 378      |          |          | 2,235 |
|  | 2016 | 290 | 293 | -   | -   | -   | -   | -   | -   | -   | -   | -   | -   | 583      | 54.2%    | ▲        | 583   |
| Misdemeanor                              | 2015 | 63  | 88  | 79  | 64  | 66  | 58  | 101 | 60  | 83  | 64  | 58  | 73  | 151      |          |          | 857   |
|  | 2016 | 61  | 88  | -   | -   | -   | -   | -   | -   | -   | -   | -   | -   | 149      | -1.3%    | ▼        | 149   |
| Non-Capital Felonies and Related Matters | 2015 | 107 | 105 | 141 | 144 | 118 | 94  | 144 | 95  | 93  | 130 | 84  | 146 | 212      |          |          | 1,401 |
|  | 2016 | 98  | 110 | -   | -   | -   | -   | -   | -   | -   | -   | -   | -   | 208      | -1.9%    | ▼        | 208   |
| Other                                    | 2015 | 7   | 6   | 5   | 5   | 8   | 10  | 10  | 6   | 7   | 9   | 6   | 1   | 13       |          |          | 80    |
|  | 2016 | 3   | 2   | -   | -   | -   | -   | -   | -   | -   | -   | -   | -   | 5        | -61.5%   | ▼        | 5     |
| Other Criminally Related Matters         | 2015 | 13  | 6   | 7   | 13  | 5   | 19  | 18  | 12  | 16  | 11  | 11  | 15  | 19       |          |          | 146   |
|  | 2016 | 9   | 12  | -   | -   | -   | -   | -   | -   | -   | -   | -   | -   | 21       | 10.5%    | ▲        | 21    |
| Probates/Wills and Trusts - Le           | 2015 | -   | -   | -   | -   | -   | -   | -   | -   | -   | -   | 1   | -   | 0        |          |          | 1     |
| Probates/Wills and Trusts - Level 2      | 2015 | 1   | -   | 1   | 6   | 2   | 5   | 1   | 3   | -   | 2   | 1   | 1   | 1        | 0.0%     | ↔        | 23    |
|  | 2016 | 3   | 3   | -   | -   | -   | -   | -   | -   | -   | -   | -   | -   | 6        | 500.0%   | ▲        | 6     |
| Uncontested Divorce                      | 2015 | 56  | 58  | 43  | 55  | 39  | 44  | 41  | 47  | 37  | 31  | 42  | 37  | 114      |          |          | 530   |
|  | 2016 | 27  | 64  | -   | -   | -   | -   | -   | -   | -   | -   | -   | -   | 91       | -20.2%   | ▼        | 91    |

Court: King George Circuit  
Start/End Date: Jan-15 / Feb-16  
2015 Average Month: 76  
Jan-Feb 2015: 94  
Filings Trending: ▲

Circuit/Court ID: 15  
215099  
Type of Case: Filings  
2016 Average Month:71  
Jan-Feb 2016 : 142  
Overall AVG. Month: 75



| Totals   |      |      |
|----------|------|------|
|          | 2015 | 2016 |
| Civil    | 217  | 47   |
| Criminal | 697  | 95   |
| Total    | 914  | 142  |



| Jan --- Feb Filings |      |      |          |          |
|---------------------|------|------|----------|----------|
|                     | 2015 | 2016 | % Change | Trending |
| Civil               | 34   | 47   | 38.2%    | ▲        |
| Criminal            | 60   | 95   | 58.3%    | ▲        |
| Total               | 94   | 142  | 51.1%    | ▲        |

|      | Jan | Feb | Mar | Apr | May | Jun | Jul | Aug | Sep | Oct | Nov | Dec | Thru Feb | % Change | Trending | Total |
|------|-----|-----|-----|-----|-----|-----|-----|-----|-----|-----|-----|-----|----------|----------|----------|-------|
| 2015 | 51  | 43  | 176 | 35  | 75  | 88  | 83  | 39  | 95  | 79  | 55  | 95  | 94       |          |          | 914   |
| 2016 | 61  | 81  | -   | -   | -   | -   | -   | -   | -   | -   | -   | -   | 142      | 51.1%    | ▲        | 142   |

|  |      | Jan | Feb | Mar | Apr | May | Jun | Jul | Aug | Sep | Oct | Nov | Dec | Thru Feb | % Change | Trending | Total |
|--|------|-----|-----|-----|-----|-----|-----|-----|-----|-----|-----|-----|-----|----------|----------|----------|-------|
| Administrative Law                       | 2016 | -   | 1   | -   | -   | -   | -   | -   | -   | -   | -   | -   | -   | 1        |          |          | 1     |
| Contested Divorce                        | 2015 | 1   | 1   | 1   | 2   | 1   | 2   | 1   | -   | 1   | 2   | -   | -   | 2        |          |          | 12    |
|  | 2016 | 4   | 5   | -   | -   | -   | -   | -   | -   | -   | -   | -   | -   | 9        | 350.0%   | ▲        | 9     |
| Domestic and Family - Level 1            | 2015 | 3   | 3   | 2   | 1   | -   | -   | 1   | 5   | 5   | 1   | 6   | -   | 6        |          |          | 27    |
|  | 2016 | 5   | 1   | -   | -   | -   | -   | -   | -   | -   | -   | -   | -   | 6        | 0.0%     | ↔        | 6     |
| Domestic and Family - Level 2            | 2015 | -   | 1   | -   | 1   | -   | 1   | -   | -   | -   | -   | 5   | -   | 1        |          |          | 8     |
|  | 2016 | -   | 1   | -   | -   | -   | -   | -   | -   | -   | -   | -   | -   | 1        | 0.0%     | ↔        | 1     |
| General Civil - Level 1                  | 2015 | -   | 1   | -   | -   | -   | -   | -   | -   | -   | 1   | -   | -   | 1        |          |          | 2     |
| General Civil - Level 2                  | 2015 | 2   | 2   | 2   | 4   | 4   | 1   | 2   | 1   | -   | 6   | 3   | 2   | 4        |          |          | 29    |
|  | 2016 | 5   | 4   | -   | -   | -   | -   | -   | -   | -   | -   | -   | -   | 9        | 125.0%   | ▲        | 9     |
| General Civil - Level 3                  | 2015 | -   | 2   | 4   | 2   | 1   | 8   | 4   | 2   | 2   | 3   | 2   | 1   | 2        |          |          | 31    |
|  | 2016 | 1   | 1   | -   | -   | -   | -   | -   | -   | -   | -   | -   | -   | 2        | 0.0%     | ↔        | 2     |
| Miscellaneous                            | 2015 | 3   | 6   | 6   | 6   | 2   | 3   | 5   | 6   | 4   | 7   | 9   | 3   | 9        |          |          | 60    |
|  | 2016 | 3   | 5   | -   | -   | -   | -   | -   | -   | -   | -   | -   | -   | 8        | -11.1%   | ▼        | 8     |
| Misdemeanor                              | 2015 | 18  | 5   | 47  | 1   | 12  | 21  | 20  | 10  | 19  | 18  | 8   | 24  | 23       |          |          | 203   |
|  | 2016 | 16  | 20  | -   | -   | -   | -   | -   | -   | -   | -   | -   | -   | 36       | 56.5%    | ▲        | 36    |
| Non-Capital Felonies and Related Matters | 2015 | 16  | 18  | 110 | 13  | 51  | 50  | 38  | 13  | 55  | 34  | 11  | 61  | 34       |          |          | 470   |
|  | 2016 | 22  | 36  | -   | -   | -   | -   | -   | -   | -   | -   | -   | -   | 58       | 70.6%    | ▲        | 58    |
| Other                                    | 2015 | -   | -   | -   | -   | 1   | -   | 1   | -   | 1   | 1   | -   | -   | 0        |          |          | 4     |
| Other Criminally Related Matters         | 2015 | 1   | 2   | 1   | 1   | -   | -   | 7   | -   | 1   | 3   | 6   | 2   | 3        | 0.0%     | ↔        | 24    |
|  | 2016 | 1   | -   | -   | -   | -   | -   | -   | -   | -   | -   | -   | -   | 1        | -66.7%   | ▼        | 1     |
| Probates/Wills and Trusts - Level 1      | 2015 | -   | -   | -   | -   | -   | 1   | -   | -   | -   | -   | -   | -   | 0        |          |          | 1     |
|  | 2016 | -   | 1   | -   | -   | -   | -   | -   | -   | -   | -   | -   | -   | 1        | 0.0%     | ↔        | 1     |
| Probates/Wills and Trusts - Level 2      | 2015 | -   | -   | -   | -   | 1   | -   | -   | -   | -   | -   | -   | -   | 0        |          |          | 1     |
|  | 2016 | 1   | 1   | -   | -   | -   | -   | -   | -   | -   | -   | -   | -   | 2        | 0.0%     | ↔        | 2     |
| Protective Orders                        | 2015 | 1   | -   | -   | -   | -   | -   | -   | -   | -   | -   | -   | -   | 1        |          |          | 1     |
| Uncontested Divorce                      | 2015 | 6   | 2   | 3   | 4   | 2   | 1   | 4   | 2   | 7   | 3   | 5   | 2   | 8        |          |          | 41    |
|  | 2016 | 3   | 5   | -   | -   | -   | -   | -   | -   | -   | -   | -   | -   | 8        | 0.0%     | ↔        | 8     |

Court: Lancaster Circuit

Start/End Date: Jan-15 / Feb-16

2015 Average Month: 63

Jan-Feb 2015: 78

Filings Trending: ▲

Circuit/Court ID: 15

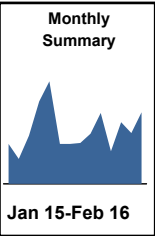
215103

Type of Case: Filings

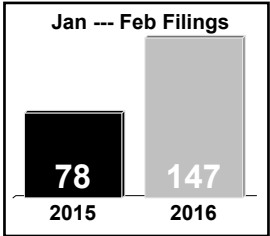
2016 Average Month:74

Jan-Feb 2016 : 147

Overall AVG. Month: 65



| Totals   |      |      |
|----------|------|------|
|          | 2015 | 2016 |
| Civil    | 168  | 32   |
| Criminal | 344  | 46   |
| Other    | 249  | 69   |
| Total    | 761  | 147  |



| Jan --- Feb Filings |      |      |          |          |
|---------------------|------|------|----------|----------|
|                     | 2015 | 2016 | % Change | Trending |
| Civil               | 21   | 32   | 52.4%    | ▲        |
| Criminal            | 22   | 46   | 109.1%   | ▲        |
| Other               | 35   | 69   | 97.1%    | ▲        |
| Total               | 78   | 147  | 88.5%    | ▲        |

|      | Jan | Feb | Mar | Apr | May | Jun | Jul | Aug | Sep | Oct | Nov | Dec | Thru Feb | % Change | Trending | Total |
|------|-----|-----|-----|-----|-----|-----|-----|-----|-----|-----|-----|-----|----------|----------|----------|-------|
| 2015 | 48  | 30  | 58  | 99  | 123 | 48  | 48  | 49  | 60  | 85  | 39  | 74  | 78       |          |          | 761   |
| 2016 | 61  | 86  | -   | -   | -   | -   | -   | -   | -   | -   | -   | -   | 147      | 88.5%    | ▲        | 147   |

|  |      | Jan | Feb | Mar | Apr | May | Jun | Jul | Aug | Sep | Oct | Nov | Dec | Thru Feb | % Change | Trending | Total |
|--|------|-----|-----|-----|-----|-----|-----|-----|-----|-----|-----|-----|-----|----------|----------|----------|-------|
| Administrative Law                       | 2015 | -   | -   | -   | -   | -   | -   | -   | 1   | -   | -   | -   | -   | 0        |          |          | 1     |
| Contested Divorce                        | 2015 | 2   | -   | -   | -   | -   | 2   | -   | -   | 1   | -   | 1   | -   | 2        | 0.0%     | ↔        | 6     |
|  | 2016 | -   | 3   | -   | -   | -   | -   | -   | -   | -   | -   | -   | -   | 3        | 50.0%    | ▲        | 3     |
| Domestic and Family - Level 1            | 2015 | -   | -   | -   | -   | 1   | -   | 15  | 2   | 3   | 1   | -   | -   | 0        |          |          | 22    |
| Domestic and Family - Level 2            | 2015 | -   | -   | -   | -   | -   | -   | -   | -   | 1   | -   | -   | 1   | 0        | 0.0%     | ↔        | 2     |
| General Civil - Level 2                  | 2015 | 1   | 2   | 2   | 6   | 4   | 4   | -   | 5   | 4   | 3   | -   | 4   | 3        | 0.0%     | ↔        | 35    |
|  | 2016 | 3   | 4   | -   | -   | -   | -   | -   | -   | -   | -   | -   | -   | 7        | 133.3%   | ▲        | 7     |
| General Civil - Level 3                  | 2015 | 6   | -   | 2   | 1   | -   | 2   | -   | 1   | -   | 1   | 3   | 3   | 6        |          |          | 19    |
|  | 2016 | 2   | 12  | -   | -   | -   | -   | -   | -   | -   | -   | -   | -   | 14       | 133.3%   | ▲        | 14    |
| Miscellaneous                            | 2015 | 15  | 19  | 20  | 21  | 16  | 20  | 13  | 32  | 25  | 19  | 19  | 47  | 34       |          |          | 266   |
|  | 2016 | 30  | 42  | -   | -   | -   | -   | -   | -   | -   | -   | -   | -   | 72       | 111.8%   | ▲        | 72    |
| Misdemeanor                              | 2015 | 2   | 3   | 4   | 2   | 8   | 2   | 2   | 1   | 4   | 6   | 3   | 3   | 5        |          |          | 40    |
|  | 2016 | 1   | 11  | -   | -   | -   | -   | -   | -   | -   | -   | -   | -   | 12       | 140.0%   | ▲        | 12    |
| Non-Capital Felonies and Related Matters | 2015 | 12  | 4   | 23  | 60  | 86  | 14  | 6   | 1   | 18  | 49  | 7   | 13  | 16       |          |          | 293   |
|  | 2016 | 23  | 11  | -   | -   | -   | -   | -   | -   | -   | -   | -   | -   | 34       | 112.5%   | ▲        | 34    |
| Other                                    | 2015 | 7   | -   | 4   | 7   | 3   | 1   | 8   | 3   | 1   | 4   | 5   | -   | 7        |          |          | 43    |
|  | 2016 | 1   | 2   | -   | -   | -   | -   | -   | -   | -   | -   | -   | -   | 3        | -57.1%   | ▼        | 3     |
| Other Criminally Related Matte           | 2015 | -   | 1   | 2   | -   | 4   | 1   | 1   | 1   | -   | 1   | -   | -   | 1        |          |          | 11    |
| Probates/Wills and Trusts - Le           | 2016 | 1   | -   | -   | -   | -   | -   | -   | -   | -   | -   | -   | -   | 1        |          |          | 1     |
| Probates/Wills and Trusts - Le           | 2015 | -   | -   | -   | -   | 1   | -   | -   | -   | -   | 1   | -   | -   | 0        |          |          | 2     |
| Uncontested Divorce                      | 2015 | 3   | 1   | 1   | 2   | -   | 2   | 3   | 2   | 3   | -   | 1   | 3   | 4        | 0.0%     | ↔        | 21    |
|  | 2016 | -   | 1   | -   | -   | -   | -   | -   | -   | -   | -   | -   | -   | 1        | -75.0%   | ▼        | 1     |

Court: Northumberland Circuit

Start/End Date: Jan-15 / Feb-16

2015 Average Month: 52

Jan-Feb 2015: 98

Filings Trending: ▲

Circuit/Court ID: 15

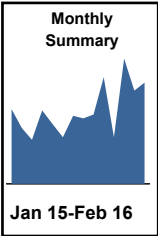
215133

Type of Case: Filings

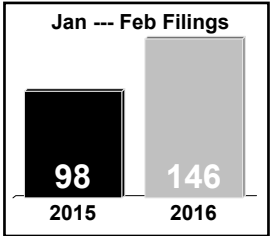
2016 Average Month:73

Jan-Feb 2016 : 146

Overall AVG. Month: 55



|          | Totals |      |
|----------|--------|------|
|          | 2015   | 2016 |
| Civil    | 103    | 14   |
| Criminal | 264    | 66   |
| Other    | 260    | 66   |
| Total    | 627    | 146  |



|          | Jan --- Feb Filings |      |          |          |
|----------|---------------------|------|----------|----------|
|          | 2015                | 2016 | % Change | Trending |
| Civil    | 9                   | 14   | 55.6%    | ▲        |
| Criminal | 49                  | 66   | 34.7%    | ▲        |
| Other    | 40                  | 66   | 65.0%    | ▲        |
| Total    | 98                  | 146  | 49.0%    | ▲        |

|      | Jan | Feb | Mar | Apr | May | Jun | Jul | Aug | Sep | Oct | Nov | Dec | Thru Feb | % Change | Trending | Total |
|------|-----|-----|-----|-----|-----|-----|-----|-----|-----|-----|-----|-----|----------|----------|----------|-------|
| 2015 | 56  | 42  | 33  | 55  | 45  | 35  | 51  | 49  | 52  | 80  | 35  | 94  | 98       |          |          | 627   |
| 2016 | 70  | 76  | -   | -   | -   | -   | -   | -   | -   | -   | -   | -   | 146      | 49.0%    | ▲        | 146   |

|  |      | Jan | Feb | Mar | Apr | May | Jun | Jul | Aug | Sep | Oct | Nov | Dec | Thru Feb | % Change | Trending | Total |
|--|------|-----|-----|-----|-----|-----|-----|-----|-----|-----|-----|-----|-----|----------|----------|----------|-------|
| Contested Divorce                        | 2015 | -   | -   | 2   | -   | 1   | 3   | 1   | 1   | -   | 2   | 2   | 2   | 0        |          |          | 14    |
|  | 2016 | 2   | 1   | -   | -   | -   | -   | -   | -   | -   | -   | -   | -   | 3        | 0.0%     | ↔        | 3     |
| Domestic and Family - Level 1            | 2015 | 1   | -   | -   | 1   | -   | 1   | -   | 1   | -   | 1   | -   | 1   | 1        |          |          | 6     |
|  | 2016 | -   | 1   | -   | -   | -   | -   | -   | -   | -   | -   | -   | -   | 1        | 0.0%     | ↔        | 1     |
| Domestic and Family - Level 2            | 2015 | -   | -   | 1   | -   | -   | 1   | -   | -   | -   | 1   | -   | -   | 0        |          |          | 3     |
| General Civil - Level 1                  | 2015 | -   | 1   | -   | -   | -   | -   | -   | -   | -   | -   | -   | -   | 1        | 0.0%     | ↔        | 1     |
|  | 2016 | 1   | -   | 2   | 1   | 1   | 2   | 4   | 2   | 3   | 2   | 1   | -   | 1        | 300.0%   | ▲        | 4     |
| General Civil - Level 2                  | 2015 | 1   | -   | 2   | 1   | 1   | 2   | 4   | 2   | 3   | 2   | 1   | -   | 1        |          |          | 19    |
|  | 2016 | 2   | 2   | -   | -   | -   | -   | -   | -   | -   | -   | -   | -   | 4        |          |          | 4     |
| General Civil - Level 3                  | 2015 | -   | -   | -   | 1   | 1   | 1   | 1   | -   | 1   | 3   | 1   | -   | 0        |          |          | 9     |
|  | 2016 | 1   | -   | -   | -   | -   | -   | -   | -   | -   | -   | -   | -   | 1        | 0.0%     | ↔        | 1     |
| Miscellaneous                            | 2015 | 17  | 26  | 22  | 16  | 15  | 10  | 24  | 30  | 25  | 25  | 24  | 50  | 43       |          |          | 284   |
|  | 2016 | 35  | 33  | -   | -   | -   | -   | -   | -   | -   | -   | -   | -   | 68       | 58.1%    | ▲        | 68    |
| Misdemeanor                              | 2015 | 17  | 3   | 2   | 4   | 5   | 1   | 1   | -   | 2   | 10  | 3   | 4   | 20       |          |          | 52    |
|  | 2016 | 3   | 1   | -   | -   | -   | -   | -   | -   | -   | -   | -   | -   | 4        | -80.0%   | ▼        | 4     |
| Non-Capital Felonies and Related Matters | 2015 | 19  | 6   | 1   | 24  | 20  | 13  | 15  | 12  | 18  | 27  | 3   | 35  | 25       |          |          | 193   |
|  | 2016 | 24  | 36  | -   | -   | -   | -   | -   | -   | -   | -   | -   | -   | 60       | 140.0%   | ▲        | 60    |
| Other                                    | 2015 | -   | -   | -   | -   | 1   | -   | -   | -   | -   | 2   | -   | -   | 0        |          |          | 3     |
|  | 2016 | 1   | -   | -   | -   | -   | -   | -   | -   | -   | -   | -   | -   | 1        | 0.0%     | ↔        | 1     |
| Other Criminally Related Matters         | 2015 | 1   | 3   | -   | 7   | -   | 1   | -   | 2   | -   | 3   | -   | 2   | 4        |          |          | 19    |
|  | 2016 | 2   | -   | -   | -   | -   | -   | -   | -   | -   | -   | -   | -   | 2        | -50.0%   | ▼        | 2     |
| Probates/Wills and Trusts - Le           | 2015 | -   | -   | -   | -   | -   | -   | 1   | -   | -   | 1   | -   | -   | 0        |          |          | 2     |
| Uncontested Divorce                      | 2015 | -   | 3   | 3   | 1   | 1   | 2   | 4   | 1   | 3   | 3   | 1   | -   | 3        | 0.0%     | ↔        | 22    |
|  | 2016 | -   | 2   | -   | -   | -   | -   | -   | -   | -   | -   | -   | -   | 2        | -33.3%   | ▼        | 2     |

Court: Richmond County Circuit

Start/End Date: Jan-15 / Feb-16

2015 Average Month: 44

Jan-Feb 2015: 52

Filings Trending: ▲

Circuit/Court ID: 15

215159


Type of Case: Filings

2016 Average Month:46

Jan-Feb 2016 : 91

Overall AVG. Month: 44

Monthly Summary



Jan 15-Feb 16

Totals

|          | 2015 | 2016 |
|----------|------|------|
| Civil    | 76   | 10   |
| Criminal | 175  | 17   |
| Other    | 279  | 64   |
| Total    | 530  | 91   |

Jan --- Feb Filings

52

91

2015

2016

Jan --- Feb Filings

|          | 2015 | 2016 | % Change | Trending |
|----------|------|------|----------|----------|
| Civil    | 8    | 10   | 25.0%    | ▲        |
| Criminal | 14   | 17   | 21.4%    | ▲        |
| Other    | 30   | 64   | 113.3%   | ▲        |
| Total    | 52   | 91   | 75.0%    | ▲        |

|      | Jan | Feb | Mar | Apr | May | Jun | Jul | Aug | Sep | Oct | Nov | Dec | Thru Feb | % Change | Trending | Total |
|------|-----|-----|-----|-----|-----|-----|-----|-----|-----|-----|-----|-----|----------|----------|----------|-------|
| 2015 | 32  | 20  | 46  | 42  | 24  | 66  | 63  | 24  | 54  | 59  | 35  | 65  | 52       |          |          | 530   |
| 2016 | 63  | 28  | -   | -   | -   | -   | -   | -   | -   | -   | -   | -   | 91       | 75.0%    | ▲        | 91    |

|  |      | Jan | Feb | Mar | Apr | May | Jun | Jul | Aug | Sep | Oct | Nov | Dec | Thru Feb | % Change | Trending | Total |
|--|------|-----|-----|-----|-----|-----|-----|-----|-----|-----|-----|-----|-----|----------|----------|----------|-------|
| Administrative Law                       | 2015 | -   | 1   | -   | -   | -   | -   | -   | -   | 1   | -   | -   | -   | 1        |          |          | 2     |
| Capital Murder                           | 2015 | -   | -   | -   | -   | -   | -   | 1   | -   | -   | -   | -   | -   | 0        |          |          | 1     |
| Contested Divorce                        | 2015 | 1   | -   | 1   | -   | 1   | -   | 1   | -   | -   | -   | -   | -   | 1        | 0.0%     | ↔        | 4     |
|  | 2016 | -   | 1   | -   | -   | -   | -   | -   | -   | -   | -   | -   | -   | 1        | 0.0%     | ↔        | 1     |
| Domestic and Family - Level 1            | 2015 | -   | -   | -   | -   | 1   | -   | 1   | -   | 1   | 2   | -   | -   | 0        |          |          | 5     |
|  | 2016 | -   | 1   | -   | -   | -   | -   | -   | -   | -   | -   | -   | -   | 1        | 0.0%     | ↔        | 1     |
| Domestic and Family - Level 2            | 2015 | -   | -   | -   | 1   | -   | -   | -   | -   | -   | -   | -   | -   | 0        |          |          | 1     |
| General Civil - Level 1                  | 2015 | -   | -   | -   | -   | -   | -   | -   | -   | -   | -   | -   | 1   | 0        | 0.0%     | ↔        | 1     |
| General Civil - Level 2                  | 2015 | -   | -   | 2   | -   | -   | 2   | 4   | 2   | 1   | 1   | 1   | 1   | 0        | 0.0%     | ↔        | 14    |
|  | 2016 | -   | 1   | -   | -   | -   | -   | -   | -   | -   | -   | -   | -   | 1        | 0.0%     | ↔        | 1     |
| General Civil - Level 3                  | 2015 | 1   | -   | -   | 1   | 1   | -   | 1   | 1   | -   | 3   | -   | 2   | 1        |          |          | 10    |
|  | 2016 | -   | 1   | -   | -   | -   | -   | -   | -   | -   | -   | -   | -   | 1        | 0.0%     | ↔        | 1     |
| Miscellaneous                            | 2015 | 9   | 7   | 11  | 6   | 8   | 13  | 11  | 6   | 6   | 14  | 13  | 29  | 16       |          |          | 133   |
|  | 2016 | 15  | 12  | -   | -   | -   | -   | -   | -   | -   | -   | -   | -   | 27       | 68.8%    | ▲        | 27    |
| Misdemeanor                              | 2015 | 2   | -   | 3   | 7   | -   | 4   | 10  | 5   | 3   | 8   | 3   | 4   | 2        |          |          | 49    |
|  | 2016 | 4   | 3   | -   | -   | -   | -   | -   | -   | -   | -   | -   | -   | 7        | 250.0%   | ▲        | 7     |
| Non-Capital Felonies and Related Matters | 2015 | 9   | 1   | 4   | 14  | 7   | 9   | 8   | 1   | 27  | 14  | 8   | 4   | 10       |          |          | 106   |
|  | 2016 | 6   | 3   | -   | -   | -   | -   | -   | -   | -   | -   | -   | -   | 9        | -10.0%   | ▼        | 9     |
| Other                                    | 2015 | 9   | 7   | 21  | 9   | 6   | 37  | 18  | 7   | 15  | 13  | 6   | 21  | 16       |          |          | 169   |
|  | 2016 | 37  | 5   | -   | -   | -   | -   | -   | -   | -   | -   | -   | -   | 42       | 162.5%   | ▲        | 42    |
| Other Criminally Related Matters         | 2015 | -   | 2   | 2   | 2   | -   | -   | 5   | 2   | -   | 1   | 3   | 3   | 2        |          |          | 20    |
|  | 2016 | -   | 1   | -   | -   | -   | -   | -   | -   | -   | -   | -   | -   | 1        | -50.0%   | ▼        | 1     |
| Probates/Wills and Trusts - Le           | 2015 | -   | -   | -   | -   | -   | -   | -   | -   | -   | -   | 1   | -   | 0        |          |          | 1     |
| Uncontested Divorce                      | 2015 | 1   | 2   | 2   | 2   | -   | 1   | 3   | -   | -   | 3   | -   | -   | 3        | 0.0%     | ↔        | 14    |
|  | 2016 | 1   | -   | -   | -   | -   | -   | -   | -   | -   | -   | -   | -   | 1        | -66.7%   | ▼        | 1     |

Court: Spotsylvania Circuit

Start/End Date: Jan-15 / Feb-16

2015 Average Month: 514

Jan-Feb 2015: 943

Filings Trending: ▲

Circuit/Court ID: 15

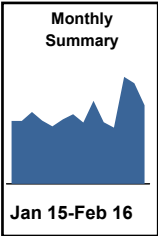
215177

Type of Case: Filings

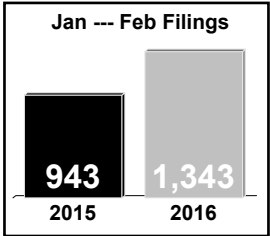
2016 Average Month: 672

Jan-Feb 2016 : 1,343

Overall AVG. Month: 536



| Totals   |       |       |
|----------|-------|-------|
|          | 2015  | 2016  |
| Civil    | 1,528 | 217   |
| Criminal | 2,006 | 316   |
| Other    | 2,629 | 810   |
| Total    | 6,163 | 1,343 |



| Jan --- Feb Filings |      |       |          |          |
|---------------------|------|-------|----------|----------|
|                     | 2015 | 2016  | % Change | Trending |
| Civil               | 204  | 217   | 6.4%     | ▲        |
| Criminal            | 371  | 316   | -14.8%   | ▼        |
| Other               | 368  | 810   | 120.1%   | ▲        |
| Total               | 943  | 1,343 | 42.4%    | ▲        |

|      | Jan | Feb | Mar | Apr | May | Jun | Jul | Aug | Sep | Oct | Nov | Dec | Thru Feb | % Change | Trending | Total |
|------|-----|-----|-----|-----|-----|-----|-----|-----|-----|-----|-----|-----|----------|----------|----------|-------|
| 2015 | 471 | 472 | 540 | 475 | 431 | 483 | 522 | 460 | 622 | 462 | 421 | 804 | 943      |          |          | 6,163 |
| 2016 | 754 | 589 | -   | -   | -   | -   | -   | -   | -   | -   | -   | -   | 1,343    | 42.4%    | ▲        | 1,343 |

|  |      | Jan | Feb | Mar | Apr | May | Jun | Jul | Aug | Sep | Oct | Nov | Dec | Thru Feb | % Change | Trending | Total |
|--|------|-----|-----|-----|-----|-----|-----|-----|-----|-----|-----|-----|-----|----------|----------|----------|-------|
| Administrative Law                       | 2015 | 1   | -   | 2   | -   | -   | -   | -   | 1   | 2   | 1   | 2   | -   | 1        |          |          | 9     |
| Contested Divorce                        | 2015 | 6   | 7   | 9   | 11  | 14  | 9   | 6   | 5   | 6   | 6   | 9   | 6   | 13       |          |          | 94    |
|  | 2016 | 5   | 7   | -   | -   | -   | -   | -   | -   | -   | -   | -   | -   | 12       | -7.7%    | ▼        | 12    |
| Domestic and Family - Level 1            | 2015 | 12  | 6   | 14  | 12  | 20  | 16  | 14  | 18  | 15  | 20  | 39  | 49  | 18       |          |          | 235   |
|  | 2016 | 15  | 29  | -   | -   | -   | -   | -   | -   | -   | -   | -   | -   | 44       | 144.4%   | ▲        | 44    |
| Domestic and Family - Level 2            | 2015 | 9   | 2   | 3   | 16  | 2   | 1   | 3   | 3   | 12  | 4   | 1   | 3   | 11       |          |          | 59    |
|  | 2016 | -   | 5   | -   | -   | -   | -   | -   | -   | -   | -   | -   | -   | 5        | -54.5%   | ▼        | 5     |
| General Civil - Level 1                  | 2015 | 3   | 1   | -   | 2   | -   | 1   | -   | 2   | -   | 2   | -   | 1   | 4        |          |          | 12    |
| General Civil - Level 2                  | 2015 | 18  | 17  | 19  | 24  | 15  | 20  | 19  | 12  | 11  | 18  | 7   | 21  | 35       |          |          | 201   |
|  | 2016 | 8   | 11  | -   | -   | -   | -   | -   | -   | -   | -   | -   | -   | 19       | -45.7%   | ▼        | 19    |
| General Civil - Level 3                  | 2015 | 10  | 9   | 8   | 9   | 4   | 6   | 6   | 10  | 9   | 13  | 11  | 8   | 19       |          |          | 103   |
|  | 2016 | 7   | 9   | -   | -   | -   | -   | -   | -   | -   | -   | -   | -   | 16       | -15.8%   | ▼        | 16    |
| Miscellaneous                            | 2015 | 195 | 208 | 244 | 216 | 204 | 205 | 243 | 233 | 195 | 209 | 242 | 494 | 403      |          |          | 2,888 |
|  | 2016 | 288 | 323 | -   | -   | -   | -   | -   | -   | -   | -   | -   | -   | 611      | 51.6%    | ▲        | 611   |
| Misdemeanor                              | 2015 | 38  | 33  | 30  | 31  | 35  | 21  | 54  | 36  | 47  | 30  | 34  | 31  | 71       |          |          | 420   |
|  | 2016 | 38  | 45  | -   | -   | -   | -   | -   | -   | -   | -   | -   | -   | 83       | 16.9%    | ▲        | 83    |
| Non-Capital Felonies and Related Matters | 2015 | 145 | 140 | 157 | 100 | 91  | 170 | 123 | 93  | 158 | 104 | 38  | 156 | 285      |          |          | 1,475 |
|  | 2016 | 114 | 107 | -   | -   | -   | -   | -   | -   | -   | -   | -   | -   | 221      | -22.5%   | ▼        | 221   |
| Other                                    | 2015 | 8   | 9   | 10  | 14  | 10  | 8   | 17  | 6   | 127 | 23  | 3   | 5   | 17       |          |          | 240   |
|  | 2016 | 248 | 16  | -   | -   | -   | -   | -   | -   | -   | -   | -   | -   | 264      | 1,452.9% | ▲        | 264   |
| Other Criminally Related Matters         | 2015 | 2   | 13  | 10  | 14  | 6   | 8   | 11  | 14  | 10  | 6   | 8   | 12  | 15       |          |          | 114   |
|  | 2016 | 4   | 9   | -   | -   | -   | -   | -   | -   | -   | -   | -   | -   | 13       | -13.3%   | ▼        | 13    |
| Probates/Wills and Trusts - Level 1      | 2015 | 2   | 1   | -   | -   | -   | -   | -   | -   | -   | -   | -   | -   | 3        |          |          | 3     |
|  | 2016 | -   | 2   | -   | -   | -   | -   | -   | -   | -   | -   | -   | -   | 2        | -33.3%   | ▼        | 2     |
| Probates/Wills and Trusts - Level 2      | 2015 | 4   | 2   | 5   | 3   | 4   | 2   | 2   | 2   | 5   | 5   | 4   | 1   | 6        |          |          | 39    |
|  | 2016 | 2   | 9   | -   | -   | -   | -   | -   | -   | -   | -   | -   | -   | 11       | 83.3%    | ▲        | 11    |
| Protective Orders                        | 2015 | -   | -   | 3   | -   | -   | -   | -   | -   | -   | -   | -   | -   | 0        |          |          | 3     |
| Uncontested Divorce                      | 2015 | 18  | 24  | 26  | 23  | 26  | 16  | 24  | 25  | 25  | 21  | 23  | 17  | 42       | 0.0%     | ↔        | 268   |
|  | 2016 | 25  | 17  | -   | -   | -   | -   | -   | -   | -   | -   | -   | -   | 42       | 0.0%     | ↔        | 42    |

Court: Stafford Circuit

Start/End Date: Jan-15 / Feb-16

2015 Average Month: 730

Jan-Feb 2015: 1,326

Filings Trending: ▲

Circuit/Court ID: 15

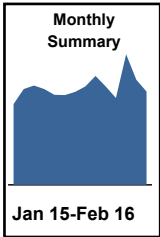
215179

Type of Case: Filings

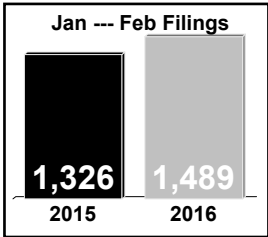
2016 Average Month:745

Jan-Feb 2016 : 1,489

Overall AVG. Month: 732



| Totals   |       |       |
|----------|-------|-------|
|          | 2015  | 2016  |
| Civil    | 1,827 | 228   |
| Criminal | 4,365 | 706   |
| Other    | 2,571 | 555   |
| Total    | 8,763 | 1,489 |



| Jan --- Feb Filings |       |       |          |          |
|---------------------|-------|-------|----------|----------|
|                     | 2015  | 2016  | % Change | Trending |
| Civil               | 263   | 228   | -13.3%   | ▼        |
| Criminal            | 704   | 706   | -        | ↔        |
| Other               | 359   | 555   | 54.6%    | ▲        |
| Total               | 1,326 | 1,489 | 12.3%    | ▲        |

|      | Jan | Feb | Mar | Apr | May | Jun | Jul | Aug | Sep | Oct | Nov | Dec | Thru Feb | % Change | Trending | Total |
|------|-----|-----|-----|-----|-----|-----|-----|-----|-----|-----|-----|-----|----------|----------|----------|-------|
| 2015 | 607 | 719 | 745 | 718 | 676 | 674 | 697 | 739 | 817 | 739 | 651 | 981 | 1,326    |          |          | 8,763 |
| 2016 | 789 | 700 | -   | -   | -   | -   | -   | -   | -   | -   | -   | -   | 1,489    | 12.3%    | ▲        | 1,489 |

|  |      | Jan | Feb | Mar | Apr | May | Jun | Jul | Aug | Sep | Oct | Nov | Dec | Thru Feb | % Change | Trending | Total |
|--|------|-----|-----|-----|-----|-----|-----|-----|-----|-----|-----|-----|-----|----------|----------|----------|-------|
| Administrative Law                       | 2015 | 1   | -   | 5   | 1   | -   | 3   | 2   | 1   | 1   | 2   | 1   | 1   | 1        |          |          | 18    |
|  | 2016 | 1   | -   | -   | -   | -   | -   | -   | -   | -   | -   | -   | -   | 1        | 0.0%     | ↔        | 1     |
| Capital Murder                           | 2015 | 2   | -   | -   | -   | -   | -   | -   | -   | -   | -   | -   | 2   | 2        |          |          | 4     |
|  | 2016 | 16  | 17  | 25  | 25  | 27  | 14  | 15  | 26  | 26  | 25  | 19  | 19  | 33       | -48.5%   | ▼        | 254   |
| Contested Divorce                        | 2015 | 8   | 9   | -   | -   | -   | -   | -   | -   | -   | -   | -   | -   | 17       |          |          | 17    |
|  | 2016 | 6   | 12  | 11  | 5   | 22  | 13  | 3   | 7   | 7   | 5   | 8   | 10  | 18       | -11.1%   | ▼        | 109   |
| Domestic and Family - Level 1            | 2015 | 3   | 13  | -   | -   | -   | -   | -   | -   | -   | -   | -   | -   | 16       |          |          | 16    |
|  | 2016 | 2   | 5   | 3   | 4   | 4   | 4   | 12  | 3   | 6   | 2   | 6   | 5   | 7        | -28.6%   | ▼        | 56    |
| Domestic and Family - Level 2            | 2015 | 1   | 4   | -   | -   | -   | -   | -   | -   | -   | -   | -   | -   | 5        |          |          | 5     |
|  | 2016 | -   | 1   | 1   | -   | 1   | 3   | 1   | 1   | -   | 1   | 1   | 5   | 1        |          |          | 15    |
| General Civil - Level 1                  | 2015 | 16  | 20  | 11  | 18  | 21  | 19  | 18  | 20  | 13  | 14  | 9   | 9   | 36       |          |          | 188   |
|  | 2016 | 15  | 12  | -   | -   | -   | -   | -   | -   | -   | -   | -   | -   | 27       | -25.0%   | ▼        | 27    |
| General Civil - Level 2                  | 2015 | 6   | 4   | 7   | 10  | 5   | 11  | 6   | 3   | 10  | 6   | 8   | 14  | 10       |          |          | 90    |
|  | 2016 | 12  | 13  | -   | -   | -   | -   | -   | -   | -   | -   | -   | -   | 25       | 150.0%   | ▲        | 25    |
| General Civil - Level 3                  | 2015 | 218 | 201 | 303 | 217 | 188 | 200 | 242 | 255 | 210 | 248 | 279 | 517 | 419      |          |          | 3,078 |
|  | 2016 | 314 | 318 | -   | -   | -   | -   | -   | -   | -   | -   | -   | -   | 632      | 50.8%    | ▲        | 632   |
| Miscellaneous                            | 2015 | 61  | 79  | 77  | 116 | 91  | 84  | 106 | 98  | 137 | 126 | 80  | 111 | 140      |          |          | 1,166 |
|  | 2016 | 132 | 95  | -   | -   | -   | -   | -   | -   | -   | -   | -   | -   | 227      | 62.1%    | ▲        | 227   |
| Misdemeanor                              | 2015 | 222 | 311 | 240 | 249 | 260 | 246 | 211 | 269 | 354 | 238 | 165 | 221 | 533      |          |          | 2,986 |
|  | 2016 | 263 | 193 | -   | -   | -   | -   | -   | -   | -   | -   | -   | -   | 456      | -14.4%   | ▼        | 456   |
| Non-Capital Felonies and Related Matters | 2015 | 1   | -   | -   | -   | -   | -   | 2   | 2   | 1   | -   | 1   | -   | 1        |          |          | 7     |
|  | 2016 | 1   | -   | -   | -   | -   | -   | -   | -   | -   | -   | -   | -   | 1        | 0.0%     | ↔        | 1     |
| Other                                    | 2015 | 15  | 17  | 10  | 20  | 16  | 18  | 22  | 11  | 19  | 14  | 29  | 27  | 32       |          |          | 218   |
|  | 2016 | 14  | 10  | -   | -   | -   | -   | -   | -   | -   | -   | -   | -   | 24       | -25.0%   | ▼        | 24    |
| Other Criminally Related Matters         | 2015 | 1   | -   | -   | -   | -   | -   | -   | 1   | -   | -   | -   | -   | 1        |          |          | 2     |
|  | 2016 | -   | 1   | -   | -   | -   | -   | -   | -   | -   | -   | -   | -   | 1        | 0.0%     | ↔        | 1     |
| Probates/Wills and Trusts - Level 1      | 2015 | 4   | 5   | 6   | 1   | 4   | 4   | 5   | 1   | 3   | 6   | -   | 4   | 9        |          |          | 43    |
|  | 2016 | 2   | 2   | -   | -   | -   | -   | -   | -   | -   | -   | -   | -   | 4        | -55.6%   | ▼        | 4     |
| Probates/Wills and Trusts - Level 2      | 2015 | 36  | 47  | 46  | 52  | 37  | 55  | 52  | 41  | 30  | 52  | 45  | 36  | 83       |          |          | 529   |
|  | 2016 | 23  | 30  | -   | -   | -   | -   | -   | -   | -   | -   | -   | -   | 53       | -36.1%   | ▼        | 53    |
| Uncontested Divorce                      | 2015 |     |     |     |     |     |     |     |     |     |     |     |     |          |          |          |       |
|  | 2016 |     |     |     |     |     |     |     |     |     |     |     |     |          |          |          |       |



Court: Westmoreland Circuit

Start/End Date: Jan-15 / Feb-16

2015 Average Month: 87

Jan-Feb 2015: 138

Filings Trending: ▲

Circuit/Court ID: 15

215193


Type of Case: Filings

2016 Average Month:86

Jan-Feb 2016 : 171

Overall AVG. Month: 87

Monthly Summary



Jan 15-Feb 16

Totals

|          | 2015  | 2016 |
|----------|-------|------|
| Civil    | 137   | 26   |
| Criminal | 655   | 83   |
| Other    | 257   | 62   |
| Total    | 1,049 | 171  |

Jan --- Feb Filings

138

2015

171

2016

Jan --- Feb Filings

|          | 2015 | 2016 | % Change | Trending |
|----------|------|------|----------|----------|
| Civil    | 18   | 26   | 44.4%    | ▲        |
| Criminal | 82   | 83   | 1.2%     | ▲        |
| Other    | 38   | 62   | 63.2%    | ▲        |
| Total    | 138  | 171  | 23.9%    | ▲        |

|      | Jan | Feb | Mar | Apr | May | Jun | Jul | Aug | Sep | Oct | Nov | Dec | Thru Feb | % Change | Trending | Total |
|------|-----|-----|-----|-----|-----|-----|-----|-----|-----|-----|-----|-----|----------|----------|----------|-------|
| 2015 | 96  | 42  | 61  | 161 | 95  | 59  | 129 | 54  | 116 | 91  | 44  | 101 | 138      |          |          | 1,049 |
| 2016 | 121 | 50  | -   | -   | -   | -   | -   | -   | -   | -   | -   | -   | 171      | 23.9%    | ▲        | 171   |

|  |      | Jan | Feb | Mar | Apr | May | Jun | Jul | Aug | Sep | Oct | Nov | Dec | Thru Feb | % Change | Trending | Total |
|--|------|-----|-----|-----|-----|-----|-----|-----|-----|-----|-----|-----|-----|----------|----------|----------|-------|
| Administrative Law                       | 2015 | -   | -   | -   | -   | -   | 1   | -   | -   | -   | -   | -   | -   | 0        |          |          | 1     |
| Contested Divorce                        | 2015 | 2   | 1   | -   | 1   | 1   | -   | 3   | 1   | -   | 1   | -   | -   | 3        | 0.0%     | ↔        | 10    |
| Domestic and Family - Level 1            | 2015 | -   | -   | 2   | -   | -   | -   | -   | 2   | 2   | -   | 2   | -   | 0        |          |          | 8     |
|  | 2016 | 1   | -   | -   | -   | -   | -   | -   | -   | -   | -   | -   | -   | 1        | 0.0%     | ↔        | 1     |
| Domestic and Family - Level 2            | 2015 | -   | -   | -   | -   | 1   | -   | 1   | -   | -   | -   | 1   | -   | 0        |          |          | 3     |
| General Civil - Level 1                  | 2015 | -   | -   | -   | -   | -   | -   | -   | -   | -   | 1   | 1   | 1   | 0        | 0.0%     | ↔        | 3     |
| General Civil - Level 2                  | 2015 | 4   | -   | 3   | 4   | 4   | 1   | 2   | 1   | 3   | 1   | -   | 2   | 4        | 0.0%     | ↔        | 25    |
|  | 2016 | 3   | 4   | -   | -   | -   | -   | -   | -   | -   | -   | -   | -   | 7        | 75.0%    | ▲        | 7     |
| General Civil - Level 3                  | 2015 | 1   | 1   | -   | 4   | 2   | 3   | -   | -   | 1   | 2   | 5   | -   | 2        |          |          | 19    |
|  | 2016 | 1   | 2   | -   | -   | -   | -   | -   | -   | -   | -   | -   | -   | 3        | 50.0%    | ▲        | 3     |
| Miscellaneous                            | 2015 | 22  | 24  | 27  | 21  | 20  | 25  | 30  | 24  | 24  | 19  | 23  | 36  | 46       |          |          | 295   |
|  | 2016 | 40  | 29  | -   | -   | -   | -   | -   | -   | -   | -   | -   | -   | 69       | 50.0%    | ▲        | 69    |
| Misdemeanor                              | 2015 | 15  | -   | 7   | 40  | 9   | 4   | 5   | 14  | 11  | 10  | 4   | 9   | 15       |          |          | 128   |
|  | 2016 | 16  | 2   | -   | -   | -   | -   | -   | -   | -   | -   | -   | -   | 18       | 20.0%    | ▲        | 18    |
| Non-Capital Felonies and Related Matters | 2015 | 47  | 10  | 9   | 75  | 45  | 15  | 81  | 12  | 71  | 52  | 6   | 21  | 57       |          |          | 444   |
|  | 2016 | 52  | 7   | -   | -   | -   | -   | -   | -   | -   | -   | -   | -   | 59       | 3.5%     | ▲        | 59    |
| Other                                    | 2015 | -   | -   | 1   | -   | 1   | 4   | 1   | -   | 1   | -   | -   | -   | 0        |          |          | 8     |
|  | 2016 | 1   | 2   | -   | -   | -   | -   | -   | -   | -   | -   | -   | -   | 3        | 0.0%     | ↔        | 3     |
| Other Criminally Related Matters         | 2015 | 4   | 6   | 9   | 12  | 7   | 5   | 3   | -   | 2   | 5   | -   | 30  | 10       |          |          | 83    |
|  | 2016 | 6   | 1   | -   | -   | -   | -   | -   | -   | -   | -   | -   | -   | 7        | -30.0%   | ▼        | 7     |
| Probates/Wills and Trusts - Le           | 2015 | -   | -   | -   | 2   | 1   | -   | -   | -   | -   | -   | -   | -   | 0        |          |          | 3     |
| Probates/Wills and Trusts - Level 2      | 2015 | -   | -   | 1   | -   | 1   | 1   | 1   | -   | -   | -   | 1   | 2   | 0        | 0.0%     | ↔        | 7     |
|  | 2016 | -   | 1   | -   | -   | -   | -   | -   | -   | -   | -   | -   | -   | 1        | 0.0%     | ↔        | 1     |
| Uncontested Divorce                      | 2015 | 1   | -   | 2   | 2   | 3   | -   | 2   | -   | 1   | -   | 1   | -   | 1        |          |          | 12    |
|  | 2016 | 1   | 2   | -   | -   | -   | -   | -   | -   | -   | -   | -   | -   | 3        | 200.0%   | ▲        | 3     |

Court: Fredericksburg Circuit

Start/End Date: Jan-15 / Feb-16

2015 Average Month: 275

Jan-Feb 2015: 576

Filings Trending: ▲

Circuit/Court ID: 15

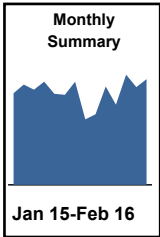
215630

Type of Case: Filings

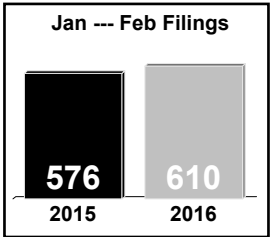
2016 Average Month:305

Jan-Feb 2016 : 610

Overall AVG. Month: 279



| Totals   |       |      |
|----------|-------|------|
|          | 2015  | 2016 |
| Civil    | 784   | 192  |
| Criminal | 2,233 | 348  |
| Other    | 283   | 70   |
| Total    | 3,300 | 610  |



| Jan --- Feb Filings |      |      |          |          |
|---------------------|------|------|----------|----------|
|                     | 2015 | 2016 | % Change | Trending |
| Civil               | 111  | 192  | 73.0%    | ▲        |
| Criminal            | 426  | 348  | -18.3%   | ▼        |
| Other               | 39   | 70   | 79.5%    | ▲        |
| Total               | 576  | 610  | 5.9%     | ▲        |

|      | Jan | Feb | Mar | Apr | May | Jun | Jul | Aug | Sep | Oct | Nov | Dec | Thru Feb | % Change | Trending | Total |
|------|-----|-----|-----|-----|-----|-----|-----|-----|-----|-----|-----|-----|----------|----------|----------|-------|
| 2015 | 275 | 301 | 286 | 310 | 273 | 270 | 310 | 196 | 212 | 295 | 241 | 331 | 576      |          |          | 3,300 |
| 2016 | 293 | 317 | -   | -   | -   | -   | -   | -   | -   | -   | -   | -   | 610      | 5.9%     | ▲        | 610   |

|  |      | Jan | Feb | Mar | Apr | May | Jun | Jul | Aug | Sep | Oct | Nov | Dec | Thru Feb | % Change | Trending | Total |
|--|------|-----|-----|-----|-----|-----|-----|-----|-----|-----|-----|-----|-----|----------|----------|----------|-------|
| Administrative Law                       | 2015 | 1   | -   | -   | -   | -   | -   | 1   | 1   | -   | 2   | 1   | -   | 1        |          |          | 6     |
|  | 2016 | -   | 1   | -   | -   | -   | -   | -   | -   | -   | -   | -   | -   | 1        | 0.0%     | ↔        | 1     |
| Contested Divorce                        | 2015 | 6   | 8   | 4   | 7   | 5   | 9   | 5   | 4   | 4   | 7   | 2   | 2   | 14       |          |          | 63    |
|  | 2016 | 10  | 12  | -   | -   | -   | -   | -   | -   | -   | -   | -   | -   | 22       | 57.1%    | ▲        | 22    |
| Domestic and Family - Level 1            | 2015 | 6   | 10  | 7   | 20  | 2   | 11  | 5   | 10  | 9   | 9   | 7   | 25  | 16       |          |          | 121   |
|  | 2016 | 2   | 13  | -   | -   | -   | -   | -   | -   | -   | -   | -   | -   | 15       | -6.3%    | ▼        | 15    |
| Domestic and Family - Level 2            | 2015 | 1   | 2   | 10  | 2   | -   | 1   | 1   | 1   | 23  | 38  | 13  | -   | 3        |          |          | 92    |
|  | 2016 | 11  | 20  | -   | -   | -   | -   | -   | -   | -   | -   | -   | -   | 31       | 933.3%   | ▲        | 31    |
| General Civil - Level 1                  | 2015 | -   | -   | -   | 1   | 1   | 1   | 3   | 2   | -   | 1   | 2   | -   | 0        |          |          | 11    |
|  | 2016 | 1   | 1   | -   | -   | -   | -   | -   | -   | -   | -   | -   | -   | 2        | 0.0%     | ↔        | 2     |
| General Civil - Level 2                  | 2015 | 5   | 2   | 5   | 13  | 11  | 17  | 7   | 6   | 13  | 12  | 8   | 10  | 7        |          |          | 109   |
|  | 2016 | 9   | 7   | -   | -   | -   | -   | -   | -   | -   | -   | -   | -   | 16       | 128.6%   | ▲        | 16    |
| General Civil - Level 3                  | 2015 | 7   | 3   | 2   | -   | 2   | 12  | 7   | 4   | 1   | 2   | 8   | 9   | 10       |          |          | 57    |
|  | 2016 | 1   | 6   | -   | -   | -   | -   | -   | -   | -   | -   | -   | -   | 7        | -30.0%   | ▼        | 7     |
| Miscellaneous                            | 2015 | 34  | 26  | 36  | 33  | 34  | 38  | 44  | 30  | 42  | 40  | 46  | 58  | 60       |          |          | 461   |
|  | 2016 | 52  | 58  | -   | -   | -   | -   | -   | -   | -   | -   | -   | -   | 110      | 83.3%    | ▲        | 110   |
| Misdemeanor                              | 2015 | 42  | 74  | 33  | 41  | 61  | 40  | 50  | 43  | 30  | 49  | 43  | 42  | 116      |          |          | 548   |
|  | 2016 | 70  | 50  | -   | -   | -   | -   | -   | -   | -   | -   | -   | -   | 120      | 3.4%     | ▲        | 120   |
| Non-Capital Felonies and Related Matters | 2015 | 156 | 143 | 161 | 177 | 137 | 124 | 174 | 79  | 80  | 111 | 95  | 171 | 299      |          |          | 1,608 |
|  | 2016 | 109 | 108 | -   | -   | -   | -   | -   | -   | -   | -   | -   | -   | 217      | -27.4%   | ▼        | 217   |
| Other                                    | 2015 | 5   | 3   | 3   | 3   | 4   | -   | 1   | 2   | 1   | 7   | 1   | -   | 8        |          |          | 30    |
|  | 2016 | 1   | 3   | -   | -   | -   | -   | -   | -   | -   | -   | -   | -   | 4        | -50.0%   | ▼        | 4     |
| Other Criminally Related Matters         | 2015 | 6   | 5   | 9   | 5   | 11  | 5   | 9   | 5   | 6   | 9   | 2   | 6   | 11       |          |          | 78    |
|  | 2016 | 3   | 8   | -   | -   | -   | -   | -   | -   | -   | -   | -   | -   | 11       | 0.0%     | ↔        | 11    |
| Probates/Wills and Trusts - Le           | 2015 | -   | -   | 1   | -   | -   | 1   | -   | 1   | -   | 1   | 1   | -   | 0        |          |          | 5     |
| Protective Orders                        | 2015 | -   | 2   | -   | -   | -   | -   | -   | -   | -   | -   | -   | -   | 2        | 0.0%     | ↔        | 2     |
| Uncontested Divorce                      | 2015 | 6   | 23  | 15  | 8   | 5   | 11  | 3   | 8   | 3   | 7   | 12  | 8   | 29       |          |          | 109   |
|  | 2016 | 24  | 30  | -   | -   | -   | -   | -   | -   | -   | -   | -   | -   | 54       | 86.2%    | ▲        | 54    |

Court: Albemarle Circuit

Start/End Date: Jan-15 / Feb-16

2015 Average Month: 312

Jan-Feb 2015: 628

Filings Trending: ▲

Circuit/Court ID: 16

216003


Type of Case: Filings

2016 Average Month:338

Jan-Feb 2016 : 676

Overall AVG. Month: 316

Monthly Summary



Jan 15-Feb 16

Totals

|          | 2015  | 2016 |
|----------|-------|------|
| Civil    | 1,730 | 287  |
| Criminal | 972   | 152  |
| Other    | 1,041 | 237  |
| Total    | 3,743 | 676  |

Jan --- Feb Filings

628

2015

676

2016

Jan --- Feb Filings

|          | 2015 | 2016 | % Change | Trending |
|----------|------|------|----------|----------|
| Civil    | 285  | 287  | 0.7%     | ▲        |
| Criminal | 185  | 152  | -17.8%   | ▼        |
| Other    | 158  | 237  | 50.0%    | ▲        |
| Total    | 628  | 676  | 7.6%     | ▲        |

|      | Jan | Feb | Mar | Apr | May | Jun | Jul | Aug | Sep | Oct | Nov | Dec | Thru Feb | % Change | Trending | Total |
|------|-----|-----|-----|-----|-----|-----|-----|-----|-----|-----|-----|-----|----------|----------|----------|-------|
| 2015 | 320 | 308 | 336 | 382 | 311 | 296 | 309 | 289 | 335 | 259 | 240 | 358 | 628      |          |          | 3,743 |
| 2016 | 345 | 331 | -   | -   | -   | -   | -   | -   | -   | -   | -   | -   | 676      | 7.6%     | ▲        | 676   |

|  |      | Jan | Feb | Mar | Apr | May | Jun | Jul | Aug | Sep | Oct | Nov | Dec | Thru Feb | % Change | Trending | Total |
|--|------|-----|-----|-----|-----|-----|-----|-----|-----|-----|-----|-----|-----|----------|----------|----------|-------|
| Administrative Law                       | 2015 | -   | 1   | 1   | 2   | -   | 1   | -   | -   | 1   | -   | -   | -   | 1        |          |          | 6     |
| Capital Murder                           | 2015 | -   | -   | -   | 1   | -   | -   | -   | -   | -   | -   | -   | -   | 0        |          |          | 1     |
| Contested Divorce                        | 2015 | 11  | 3   | 7   | 5   | 3   | 9   | 1   | 5   | 6   | 4   | 7   | 6   | 14       | 0.0%     | ↔        | 67    |
|  | 2016 | 9   | 4   | -   | -   | -   | -   | -   | -   | -   | -   | -   | -   | 13       | -7.1%    | ▼        | 13    |
| Domestic and Family - Level 1            | 2015 | 10  | 3   | 11  | 23  | 15  | 5   | 2   | 1   | 12  | 5   | 3   | 7   | 13       |          |          | 97    |
|  | 2016 | 15  | 5   | -   | -   | -   | -   | -   | -   | -   | -   | -   | -   | 20       | 53.8%    | ▲        | 20    |
| Domestic and Family - Level 2            | 2015 | 6   | 2   | 3   | 4   | 7   | 4   | 5   | 2   | 5   | 7   | 5   | 2   | 8        |          |          | 52    |
|  | 2016 | -   | 4   | -   | -   | -   | -   | -   | -   | -   | -   | -   | -   | 4        | -50.0%   | ▼        | 4     |
| General Civil - Level 1                  | 2015 | -   | 1   | 6   | 3   | 3   | -   | 1   | 2   | 2   | 3   | 1   | 1   | 1        |          |          | 23    |
|  | 2016 | 2   | 5   | -   | -   | -   | -   | -   | -   | -   | -   | -   | -   | 7        | 600.0%   | ▲        | 7     |
| General Civil - Level 2                  | 2015 | 34  | 46  | 43  | 38  | 39  | 22  | 26  | 32  | 25  | 19  | 20  | 16  | 80       |          |          | 360   |
|  | 2016 | 27  | 48  | -   | -   | -   | -   | -   | -   | -   | -   | -   | -   | 75       | -6.3%    | ▼        | 75    |
| General Civil - Level 3                  | 2015 | 3   | -   | 8   | 11  | 10  | 5   | 9   | 4   | 5   | 5   | 5   | 7   | 3        |          |          | 72    |
|  | 2016 | 22  | 27  | -   | -   | -   | -   | -   | -   | -   | -   | -   | -   | 49       | 1,533.3% | ▲        | 49    |
| Miscellaneous                            | 2015 | 136 | 131 | 180 | 146 | 138 | 155 | 174 | 146 | 139 | 123 | 133 | 220 | 267      |          |          | 1,821 |
|  | 2016 | 160 | 141 | -   | -   | -   | -   | -   | -   | -   | -   | -   | -   | 301      | 12.7%    | ▲        | 301   |
| Misdemeanor                              | 2015 | 9   | 22  | 10  | 11  | 14  | 20  | 11  | 17  | 29  | 16  | 9   | 27  | 31       |          |          | 195   |
|  | 2016 | 38  | 9   | -   | -   | -   | -   | -   | -   | -   | -   | -   | -   | 47       | 51.6%    | ▲        | 47    |
| Non-Capital Felonies and Related Matters | 2015 | 83  | 71  | 42  | 115 | 61  | 51  | 53  | 55  | 79  | 56  | 37  | 59  | 154      |          |          | 762   |
|  | 2016 | 49  | 56  | -   | -   | -   | -   | -   | -   | -   | -   | -   | -   | 105      | -31.8%   | ▼        | 105   |
| Other                                    | 2015 | 4   | 4   | 6   | 5   | 8   | 4   | 4   | 6   | 3   | 3   | 3   | 1   | 8        |          |          | 51    |
|  | 2016 | 7   | 3   | -   | -   | -   | -   | -   | -   | -   | -   | -   | -   | 10       | 25.0%    | ▲        | 10    |
| Other Criminally Related Matters         | 2015 | 1   | -   | 2   | -   | 3   | 2   | 2   | -   | 2   | 3   | 2   | -   | 1        |          |          | 17    |
|  | 2016 | 1   | -   | -   | -   | -   | -   | -   | -   | -   | -   | -   | -   | 1        | 0.0%     | ↔        | 1     |
| Probates/Wills and Trusts - Level 1      | 2015 | -   | -   | -   | -   | -   | -   | -   | 1   | 1   | -   | -   | -   | 0        |          |          | 2     |
|  | 2016 | -   | 1   | -   | -   | -   | -   | -   | -   | -   | -   | -   | -   | 1        | 0.0%     | ↔        | 1     |
| Probates/Wills and Trusts - Level 2      | 2015 | 6   | 7   | 3   | 2   | 3   | 4   | 2   | 3   | 6   | 2   | 2   | 3   | 13       |          |          | 43    |
|  | 2016 | 3   | 4   | -   | -   | -   | -   | -   | -   | -   | -   | -   | -   | 7        | -46.2%   | ▼        | 7     |
| Protective Orders                        | 2015 | -   | -   | -   | -   | -   | -   | -   | 1   | -   | -   | 1   | -   | 0        |          |          | 2     |
| Uncontested Divorce                      | 2015 | 17  | 17  | 14  | 16  | 7   | 14  | 19  | 14  | 20  | 13  | 12  | 9   | 34       | 0.0%     | ↔        | 172   |
|  | 2016 | 12  | 24  | -   | -   | -   | -   | -   | -   | -   | -   | -   | -   | 36       | 5.9%     | ▲        | 36    |

Court: Culpeper Circuit

Start/End Date: Jan-15 / Feb-16

2015 Average Month: 206

Jan-Feb 2015: 366

Filings Trending: ▲

Circuit/Court ID: 16

216047


Type of Case: Filings

2016 Average Month:226

Jan-Feb 2016 : 452

Overall AVG. Month: 209

Monthly Summary



Jan 15-Feb 16

Totals

|          | 2015  | 2016 |
|----------|-------|------|
| Civil    | 691   | 101  |
| Criminal | 985   | 114  |
| Other    | 798   | 237  |
| Total    | 2,474 | 452  |

Jan --- Feb Filings

366

2015

452

2016

Jan --- Feb Filings

|          | 2015 | 2016 | % Change | Trending |
|----------|------|------|----------|----------|
| Civil    | 100  | 101  | 1.0%     | ▲        |
| Criminal | 149  | 114  | -23.5%   | ▼        |
| Other    | 117  | 237  | 102.6%   | ▲        |
| Total    | 366  | 452  | 23.5%    | ▲        |

|      | Jan | Feb | Mar | Apr | May | Jun | Jul | Aug | Sep | Oct | Nov | Dec | Thru Feb | % Change | Trending | Total |
|------|-----|-----|-----|-----|-----|-----|-----|-----|-----|-----|-----|-----|----------|----------|----------|-------|
| 2015 | 160 | 206 | 189 | 292 | 171 | 226 | 201 | 189 | 182 | 202 | 195 | 261 | 366      |          |          | 2,474 |
| 2016 | 181 | 271 | -   | -   | -   | -   | -   | -   | -   | -   | -   | -   | 452      | 23.5%    | ▲        | 452   |

|  |      | Jan | Feb | Mar | Apr | May | Jun | Jul | Aug | Sep | Oct | Nov | Dec | Thru Feb | % Change | Trending | Total |
|--|------|-----|-----|-----|-----|-----|-----|-----|-----|-----|-----|-----|-----|----------|----------|----------|-------|
| Administrative Law                       | 2015 | -   | -   | -   | 2   | -   | 1   | -   | -   | -   | -   | -   | -   | 0        |          |          | 3     |
| Capital Murder                           | 2016 | -   | 8   | -   | -   | -   | -   | -   | -   | -   | -   | -   | -   | 8        | 0.0%     | ↔        | 8     |
| Contested Divorce                        | 2015 | 1   | 5   | 6   | 8   | 2   | 4   | 2   | 4   | 4   | 2   | 3   | 2   | 6        |          |          | 43    |
|  | 2016 | 2   | 2   | -   | -   | -   | -   | -   | -   | -   | -   | -   | -   | 4        | -33.3%   | ▼        | 4     |
| Domestic and Family - Level 1            | 2015 | 6   | 3   | 18  | 10  | 14  | 9   | 12  | 12  | 6   | 3   | 5   | 7   | 9        |          |          | 105   |
|  | 2016 | 6   | 11  | -   | -   | -   | -   | -   | -   | -   | -   | -   | -   | 17       | 88.9%    | ▲        | 17    |
| Domestic and Family - Level 2            | 2015 | 4   | 2   | 3   | 8   | 3   | 6   | 1   | 3   | 2   | 1   | 5   | 1   | 6        |          |          | 39    |
|  | 2016 | 3   | 2   | -   | -   | -   | -   | -   | -   | -   | -   | -   | -   | 5        | -16.7%   | ▼        | 5     |
| General Civil - Level 1                  | 2015 | -   | -   | -   | -   | -   | -   | 1   | -   | -   | 1   | -   | -   | 0        |          |          | 2     |
| General Civil - Level 2                  | 2015 | 6   | 11  | 9   | 8   | 12  | 5   | 14  | 12  | 5   | 9   | 4   | 7   | 17       | 0.0%     | ↔        | 102   |
|  | 2016 | 7   | 7   | -   | -   | -   | -   | -   | -   | -   | -   | -   | -   | 14       | -17.6%   | ▼        | 14    |
| General Civil - Level 3                  | 2015 | 2   | 4   | 9   | 7   | 4   | 6   | 8   | 3   | 7   | 11  | 8   | 3   | 6        |          |          | 72    |
|  | 2016 | 4   | 3   | -   | -   | -   | -   | -   | -   | -   | -   | -   | -   | 7        | 16.7%    | ▲        | 7     |
| Miscellaneous                            | 2015 | 76  | 73  | 74  | 56  | 76  | 81  | 76  | 77  | 66  | 86  | 78  | 155 | 149      |          |          | 974   |
|  | 2016 | 118 | 149 | -   | -   | -   | -   | -   | -   | -   | -   | -   | -   | 267      | 79.2%    | ▲        | 267   |
| Misdemeanor                              | 2015 | 4   | 33  | 18  | 38  | 11  | 40  | 13  | 30  | 18  | 21  | 24  | 27  | 37       |          |          | 277   |
|  | 2016 | 1   | 11  | -   | -   | -   | -   | -   | -   | -   | -   | -   | -   | 12       | -67.6%   | ▼        | 12    |
| Non-Capital Felonies and Related Matters | 2015 | 47  | 59  | 35  | 139 | 34  | 55  | 53  | 37  | 56  | 52  | 53  | 47  | 106      |          |          | 667   |
|  | 2016 | 30  | 59  | -   | -   | -   | -   | -   | -   | -   | -   | -   | -   | 89       | -16.0%   | ▼        | 89    |
| Other                                    | 2015 | 1   | -   | 1   | 1   | -   | 4   | 3   | -   | -   | -   | 3   | 2   | 1        |          |          | 15    |
|  | 2016 | -   | 1   | -   | -   | -   | -   | -   | -   | -   | -   | -   | -   | 1        | 0.0%     | ↔        | 1     |
| Other Criminally Related Matters         | 2015 | 3   | 3   | 1   | 3   | 2   | 3   | 4   | 6   | 8   | 6   | 2   | 3   | 6        |          |          | 44    |
|  | 2016 | 2   | 3   | -   | -   | -   | -   | -   | -   | -   | -   | -   | -   | 5        | -16.7%   | ▼        | 5     |
| Probates/Wills and Trusts - Le           | 2015 | -   | -   | -   | -   | -   | -   | 1   | -   | -   | -   | 1   | -   | 0        |          |          | 2     |
| Probates/Wills and Trusts - Level 2      | 2015 | -   | -   | -   | 1   | 2   | -   | 2   | -   | 1   | 1   | 2   | -   | 0        | 0.0%     | ↔        | 9     |
|  | 2016 | -   | 1   | -   | -   | -   | -   | -   | -   | -   | -   | -   | -   | 1        | 0.0%     | ↔        | 1     |
| Uncontested Divorce                      | 2015 | 10  | 13  | 15  | 11  | 11  | 12  | 11  | 5   | 9   | 9   | 7   | 7   | 23       |          |          | 120   |
|  | 2016 | 8   | 14  | -   | -   | -   | -   | -   | -   | -   | -   | -   | -   | 22       | -4.3%    | ▼        | 22    |

Court: Fluvanna Circuit

Start/End Date: Jan-15 / Feb-16

2015 Average Month: 98

Jan-Feb 2015: 210

Filings Trending: ▲

Circuit/Court ID: 16

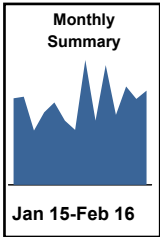
216065

Type of Case: Filings

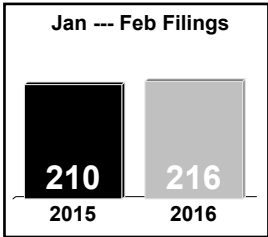
2016 Average Month:108

Jan-Feb 2016 : 216

Overall AVG. Month: 100



|          | Totals |      |
|----------|--------|------|
|          | 2015   | 2016 |
| Civil    | 314    | 37   |
| Criminal | 385    | 48   |
| Other    | 478    | 131  |
| Total    | 1,177  | 216  |



|          | Jan --- Feb Filings |      |          |          |
|----------|---------------------|------|----------|----------|
|          | 2015                | 2016 | % Change | Trending |
| Civil    | 42                  | 37   | -11.9%   | ▼        |
| Criminal | 96                  | 48   | -50.0%   | ▼        |
| Other    | 72                  | 131  | 81.9%    | ▲        |
| Total    | 210                 | 216  | 2.9%     | ▲        |

|      | Jan | Feb | Mar | Apr | May | Jun | Jul | Aug | Sep | Oct | Nov | Dec | Thru Feb | % Change | Trending | Total |
|------|-----|-----|-----|-----|-----|-----|-----|-----|-----|-----|-----|-----|----------|----------|----------|-------|
| 2015 | 104 | 106 | 65  | 87  | 99  | 77  | 66  | 150 | 77  | 144 | 84  | 118 | 210      |          |          | 1,177 |
| 2016 | 103 | 113 | -   | -   | -   | -   | -   | -   | -   | -   | -   | -   | 216      | 2.9%     | ▲        | 216   |

|  |      | Jan | Feb | Mar | Apr | May | Jun | Jul | Aug | Sep | Oct | Nov | Dec | Thru Feb | % Change | Trending | Total |
|--|------|-----|-----|-----|-----|-----|-----|-----|-----|-----|-----|-----|-----|----------|----------|----------|-------|
| Administrative Law                       | 2015 | -   | -   | 2   | -   | -   | -   | -   | -   | -   | -   | -   | -   | 0        |          |          | 2     |
|  | 2016 | 1   | 1   | -   | -   | -   | -   | -   | -   | -   | -   | -   | -   | 2        | 0.0%     | ↔        | 2     |
| Contested Divorce                        | 2015 | 1   | 1   | 3   | -   | 2   | -   | 2   | 1   | 1   | 1   | 1   | 2   | 2        |          |          | 15    |
|  | 2016 | -   | 2   | -   | -   | -   | -   | -   | -   | -   | -   | -   | -   | 2        | 0.0%     | ↔        | 2     |
| Domestic and Family - Level 1            | 2015 | 4   | 5   | -   | 4   | 2   | 8   | 2   | -   | 3   | 4   | 9   | -   | 9        |          |          | 41    |
|  | 2016 | -   | 3   | -   | -   | -   | -   | -   | -   | -   | -   | -   | -   | 3        | -66.7%   | ▼        | 3     |
| Domestic and Family - Level 2            | 2015 | -   | -   | 1   | 5   | 2   | 1   | -   | 2   | 2   | 1   | 2   | -   | 0        |          |          | 16    |
|  | 2016 | 2   | 1   | -   | -   | -   | -   | -   | -   | -   | -   | -   | -   | 3        | 0.0%     | ↔        | 3     |
| General Civil - Level 1                  | 2015 | -   | -   | -   | -   | -   | -   | -   | -   | -   | -   | -   | 2   | 0        |          |          | 2     |
| General Civil - Level 2                  | 2015 | 3   | 3   | 1   | 3   | 3   | 2   | 3   | 3   | 5   | 7   | 4   | 5   | 6        | 0.0%     | ↔        | 42    |
|  | 2016 | -   | 3   | -   | -   | -   | -   | -   | -   | -   | -   | -   | -   | 3        | -50.0%   | ▼        | 3     |
| General Civil - Level 3                  | 2015 | 1   | 1   | 2   | 3   | 6   | 1   | -   | 2   | 1   | 4   | 1   | 2   | 2        |          |          | 24    |
|  | 2016 | 1   | -   | -   | -   | -   | -   | -   | -   | -   | -   | -   | -   | 1        | -50.0%   | ▼        | 1     |
| Miscellaneous                            | 2015 | 40  | 44  | 42  | 34  | 52  | 33  | 43  | 60  | 50  | 51  | 42  | 85  | 84       |          |          | 576   |
|  | 2016 | 81  | 63  | -   | -   | -   | -   | -   | -   | -   | -   | -   | -   | 144      | 71.4%    | ▲        | 144   |
| Misdemeanor                              | 2015 | 18  | 14  | 1   | 14  | 10  | 11  | 4   | 9   | 6   | 25  | 2   | 7   | 32       |          |          | 121   |
|  | 2016 | 5   | 9   | -   | -   | -   | -   | -   | -   | -   | -   | -   | -   | 14       | -56.3%   | ▼        | 14    |
| Non-Capital Felonies and Related Matters | 2015 | 21  | 30  | 2   | 9   | 16  | 14  | 6   | 54  | 4   | 44  | 14  | 8   | 51       |          |          | 222   |
|  | 2016 | 9   | 23  | -   | -   | -   | -   | -   | -   | -   | -   | -   | -   | 32       | -37.3%   | ▼        | 32    |
| Other                                    | 2015 | -   | 1   | 1   | -   | -   | 1   | -   | -   | -   | -   | -   | -   | 1        |          |          | 3     |
| Other Criminally Related Matters         | 2015 | 10  | 3   | 2   | 4   | 1   | 1   | 3   | 11  | 1   | 1   | 5   | -   | 13       |          |          | 42    |
|  | 2016 | 1   | 2   | -   | -   | -   | -   | -   | -   | -   | -   | -   | -   | 3        | -76.9%   | ▼        | 3     |
| Probates/Wills and Trusts - Le           | 2015 | -   | 1   | 1   | -   | -   | -   | -   | -   | 2   | 1   | -   | -   | 1        |          |          | 5     |
| Protective Orders                        | 2015 | -   | -   | -   | -   | -   | 1   | -   | -   | -   | -   | -   | -   | 0        |          |          | 1     |
| Uncontested Divorce                      | 2015 | 6   | 3   | 7   | 11  | 5   | 4   | 3   | 8   | 2   | 5   | 4   | 7   | 9        | 0.0%     | ↔        | 65    |
|  | 2016 | 3   | 6   | -   | -   | -   | -   | -   | -   | -   | -   | -   | -   | 9        | 0.0%     | ↔        | 9     |

Court: Goochland Circuit

Start/End Date: Jan-15 / Feb-16

2015 Average Month: 88

Jan-Feb 2015: 164

Filings Trending: ▲

Circuit/Court ID: 16

216075


Type of Case: Filings

2016 Average Month:107

Jan-Feb 2016 : 213

Overall AVG. Month: 91

Monthly Summary




Jan 15-Feb 16

Totals

|          | 2015  | 2016 |
|----------|-------|------|
| Civil    | 250   | 50   |
| Criminal | 260   | 41   |
| Other    | 545   | 122  |
| Total    | 1,055 | 213  |

Jan --- Feb Filings



164 2015 213 2016

Jan --- Feb Filings

|          | 2015 | 2016 | % Change | Trending |
|----------|------|------|----------|----------|
| Civil    | 36   | 50   | 38.9%    | ▲        |
| Criminal | 38   | 41   | 7.9%     | ▲        |
| Other    | 90   | 122  | 35.6%    | ▲        |
| Total    | 164  | 213  | 29.9%    | ▲        |

|      | Jan | Feb | Mar | Apr | May | Jun | Jul | Aug | Sep | Oct | Nov | Dec | Thru Feb | % Change | Trending | Total |
|------|-----|-----|-----|-----|-----|-----|-----|-----|-----|-----|-----|-----|----------|----------|----------|-------|
| 2015 | 75  | 89  | 95  | 89  | 70  | 78  | 86  | 92  | 63  | 101 | 67  | 150 | 164      |          |          | 1,055 |
| 2016 | 120 | 93  | -   | -   | -   | -   | -   | -   | -   | -   | -   | -   | 213      | 29.9%    | ▲        | 213   |

|  |      | Jan | Feb | Mar | Apr | May | Jun | Jul | Aug | Sep | Oct | Nov | Dec | Thru Feb | % Change | Trending | Total |
|--|------|-----|-----|-----|-----|-----|-----|-----|-----|-----|-----|-----|-----|----------|----------|----------|-------|
| Administrative Law                       | 2015 | -   | 1   | -   | 1   | -   | -   | -   | -   | -   | -   | -   | -   | 1        |          |          | 2     |
| Capital Murder                           | 2016 | 1   | -   | -   | -   | -   | -   | -   | -   | -   | -   | -   | -   | 1        |          |          | 1     |
| Contested Divorce                        | 2015 | -   | 2   | 1   | 2   | 3   | 4   | 2   | -   | 1   | 3   | -   | 1   | 2        |          |          | 19    |
|  | 2016 | 3   | -   | -   | -   | -   | -   | -   | -   | -   | -   | -   | -   | 3        | 50.0%    | ▲        | 3     |
| Domestic and Family - Level 1            | 2015 | 4   | 1   | -   | 3   | 2   | -   | -   | 1   | 1   | 3   | 2   | 1   | 5        |          |          | 18    |
|  | 2016 | 2   | 1   | -   | -   | -   | -   | -   | -   | -   | -   | -   | -   | 3        | -40.0%   | ▼        | 3     |
| Domestic and Family - Level 2            | 2015 | -   | 2   | 1   | 1   | 1   | -   | 2   | 1   | 1   | 1   | -   | -   | 2        |          |          | 10    |
|  | 2016 | 2   | -   | -   | -   | -   | -   | -   | -   | -   | -   | -   | -   | 2        | 0.0%     | ↔        | 2     |
| General Civil - Level 1                  | 2015 | 1   | -   | -   | -   | -   | -   | 1   | -   | -   | -   | -   | -   | 1        |          |          | 2     |
| General Civil - Level 2                  | 2015 | 6   | 2   | 10  | 1   | -   | 3   | 5   | 5   | 8   | 3   | 2   | 1   | 8        |          |          | 46    |
|  | 2016 | 3   | 6   | -   | -   | -   | -   | -   | -   | -   | -   | -   | -   | 9        | 12.5%    | ▲        | 9     |
| General Civil - Level 3                  | 2015 | 3   | 3   | 3   | 3   | 2   | 1   | 3   | 2   | 1   | 10  | 2   | 4   | 6        |          |          | 37    |
|  | 2016 | 6   | 4   | -   | -   | -   | -   | -   | -   | -   | -   | -   | -   | 10       | 66.7%    | ▲        | 10    |
| Miscellaneous                            | 2015 | 43  | 50  | 48  | 49  | 40  | 40  | 42  | 45  | 38  | 55  | 40  | 121 | 93       |          |          | 611   |
|  | 2016 | 70  | 64  | -   | -   | -   | -   | -   | -   | -   | -   | -   | -   | 134      | 44.1%    | ▲        | 134   |
| Misdemeanor                              | 2015 | 10  | 9   | 15  | 7   | 6   | 13  | 14  | 5   | 1   | 6   | 9   | 13  | 19       |          |          | 108   |
|  | 2016 | 9   | 4   | -   | -   | -   | -   | -   | -   | -   | -   | -   | -   | 13       | -31.6%   | ▼        | 13    |
| Non-Capital Felonies and Related Matters | 2015 | 6   | 5   | 7   | 17  | 8   | 5   | 9   | 22  | 3   | 10  | 10  | 7   | 11       |          |          | 109   |
|  | 2016 | 16  | 6   | -   | -   | -   | -   | -   | -   | -   | -   | -   | -   | 22       | 100.0%   | ▲        | 22    |
| Other                                    | 2015 | -   | 1   | 1   | -   | 1   | 1   | 1   | 1   | 1   | 1   | 1   | -   | 1        |          |          | 9     |
|  | 2016 | 1   | -   | -   | -   | -   | -   | -   | -   | -   | -   | -   | -   | 1        | 0.0%     | ↔        | 1     |
| Other Criminally Related Matters         | 2015 | 1   | 7   | 3   | 2   | 5   | 2   | 5   | 7   | 4   | 4   | 1   | 2   | 8        |          |          | 43    |
|  | 2016 | 5   | 1   | -   | -   | -   | -   | -   | -   | -   | -   | -   | -   | 6        | -25.0%   | ▼        | 6     |
| Probates/Wills and Trusts - Le           | 2015 | -   | 1   | -   | -   | -   | -   | -   | -   | -   | -   | -   | -   | 1        |          |          | 1     |
| Probates/Wills and Trusts - Le           | 2015 | 1   | -   | 1   | 1   | -   | 1   | -   | -   | -   | -   | -   | -   | 1        |          |          | 4     |
| Uncontested Divorce                      | 2015 | -   | 5   | 5   | 2   | 2   | 8   | 2   | 3   | 4   | 5   | -   | -   | 5        |          |          | 36    |
|  | 2016 | 2   | 7   | -   | -   | -   | -   | -   | -   | -   | -   | -   | -   | 9        | 80.0%    | ▲        | 9     |

Court: Greene Circuit

Start/End Date: Jan-15 / Feb-16

2015 Average Month: 88

Jan-Feb 2015: 170

Filings Trending: ▲

Circuit/Court ID: 16

216079

Type of Case: Filings

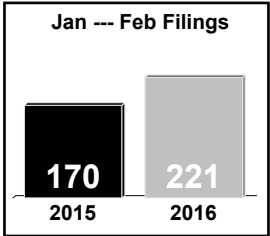
2016 Average Month:111

Jan-Feb 2016 : 221

Overall AVG. Month: 91



| Totals   |       |      |
|----------|-------|------|
|          | 2015  | 2016 |
| Civil    | 210   | 37   |
| Criminal | 282   | 65   |
| Other    | 564   | 119  |
| Total    | 1,056 | 221  |



| Jan --- Feb Filings |      |      |          |          |
|---------------------|------|------|----------|----------|
|                     | 2015 | 2016 | % Change | Trending |
| Civil               | 39   | 37   | -5.1%    | ▼        |
| Criminal            | 48   | 65   | 35.4%    | ▲        |
| Other               | 83   | 119  | 43.4%    | ▲        |
| Total               | 170  | 221  | 30.0%    | ▲        |

|      | Jan | Feb | Mar | Apr | May | Jun | Jul | Aug | Sep | Oct | Nov | Dec | Thru Feb | % Change | Trending | Total |
|------|-----|-----|-----|-----|-----|-----|-----|-----|-----|-----|-----|-----|----------|----------|----------|-------|
| 2015 | 84  | 86  | 93  | 78  | 81  | 97  | 67  | 74  | 67  | 85  | 87  | 157 | 170      |          |          | 1,056 |
| 2016 | 92  | 129 | -   | -   | -   | -   | -   | -   | -   | -   | -   | -   | 221      | 30.0%    | ▲        | 221   |

|  |      | Jan | Feb | Mar | Apr | May | Jun | Jul | Aug | Sep | Oct | Nov | Dec | Thru Feb | % Change | Trending | Total |
|--|------|-----|-----|-----|-----|-----|-----|-----|-----|-----|-----|-----|-----|----------|----------|----------|-------|
| Contested Divorce                        | 2015 | -   | 1   | 2   | 1   | -   | 1   | 2   | 1   | -   | 1   | 1   | -   | 1        |          |          | 10    |
|  | 2016 | 3   | 1   | -   | -   | -   | -   | -   | -   | -   | -   | -   | -   | 4        | 300.0%   | ▲        | 4     |
| Domestic and Family - Level 1            | 2015 | 2   | -   | 1   | -   | 5   | 2   | 1   | 1   | 4   | -   | -   | 1   | 2        |          |          | 17    |
|  | 2016 | 2   | 1   | -   | -   | -   | -   | -   | -   | -   | -   | -   | -   | 3        | 50.0%    | ▲        | 3     |
| Domestic and Family - Level 2            | 2015 | 1   | -   | 2   | -   | -   | -   | 1   | -   | -   | 1   | -   | -   | 1        |          |          | 5     |
|  | 2016 | -   | 1   | -   | -   | -   | -   | -   | -   | -   | -   | -   | -   | 1        | 0.0%     | ↔        | 1     |
| General Civil - Level 1                  | 2015 | -   | 1   | -   | -   | -   | -   | -   | -   | -   | -   | -   | -   | 1        |          |          | 1     |
|  | 2016 | -   | 1   | -   | -   | -   | -   | -   | -   | -   | -   | -   | -   | 1        | 0.0%     | ↔        | 1     |
| General Civil - Level 2                  | 2015 | 5   | 2   | 4   | 1   | -   | 5   | 1   | 1   | 2   | 3   | 1   | 2   | 7        |          |          | 27    |
|  | 2016 | 2   | 2   | -   | -   | -   | -   | -   | -   | -   | -   | -   | -   | 4        | -42.9%   | ▼        | 4     |
| General Civil - Level 3                  | 2015 | -   | 2   | 2   | 1   | 8   | 3   | -   | 1   | 2   | -   | 1   | 2   | 2        |          |          | 22    |
|  | 2016 | 1   | 2   | -   | -   | -   | -   | -   | -   | -   | -   | -   | -   | 3        | 50.0%    | ▲        | 3     |
| Miscellaneous                            | 2015 | 43  | 44  | 41  | 43  | 42  | 57  | 37  | 50  | 44  | 51  | 46  | 121 | 87       |          |          | 619   |
|  | 2016 | 52  | 80  | -   | -   | -   | -   | -   | -   | -   | -   | -   | -   | 132      | 51.7%    | ▲        | 132   |
| Misdemeanor                              | 2015 | 5   | 6   | 4   | 4   | 1   | 5   | 2   | 8   | 2   | 11  | 1   | 9   | 11       |          |          | 58    |
|  | 2016 | 3   | 4   | -   | -   | -   | -   | -   | -   | -   | -   | -   | -   | 7        | -36.4%   | ▼        | 7     |
| Non-Capital Felonies and Related Matters | 2015 | 15  | 21  | 25  | 26  | 13  | 20  | 18  | 6   | 6   | 14  | 30  | 17  | 36       |          |          | 211   |
|  | 2016 | 26  | 30  | -   | -   | -   | -   | -   | -   | -   | -   | -   | -   | 56       | 55.6%    | ▲        | 56    |
| Other                                    | 2015 | 8   | 5   | 1   | -   | 3   | 1   | 2   | -   | 4   | -   | -   | -   | 13       |          |          | 24    |
|  | 2016 | 1   | 1   | -   | -   | -   | -   | -   | -   | -   | -   | -   | -   | 2        | -84.6%   | ▼        | 2     |
| Other Criminally Related Matters         | 2015 | 1   | -   | -   | -   | 1   | -   | 2   | 2   | 1   | 2   | 1   | 4   | 1        |          |          | 14    |
|  | 2016 | 1   | 2   | -   | -   | -   | -   | -   | -   | -   | -   | -   | -   | 3        | 200.0%   | ▲        | 3     |
| Probates/Wills and Trusts - Level 2      | 2015 | -   | -   | 3   | -   | -   | 2   | -   | 2   | 2   | -   | -   | -   | 0        |          |          | 9     |
|  | 2016 | -   | 1   | -   | -   | -   | -   | -   | -   | -   | -   | -   | -   | 1        | 0.0%     | ↔        | 1     |
| Uncontested Divorce                      | 2015 | 4   | 4   | 8   | 2   | 8   | 1   | 1   | 2   | -   | 2   | 6   | 1   | 8        |          |          | 39    |
|  | 2016 | 1   | 3   | -   | -   | -   | -   | -   | -   | -   | -   | -   | -   | 4        | -50.0%   | ▼        | 4     |

Court: Louisa Circuit

Start/End Date: Jan-15 / Feb-16

2015 Average Month: 181

Jan-Feb 2015: 362

Filings Trending: ▲

Circuit/Court ID: 16

216109


Type of Case: Filings

2016 Average Month:224

Jan-Feb 2016 : 448

Overall AVG. Month: 187

Monthly Summary



Jan 15-Feb 16

Totals

|          | 2015  | 2016 |
|----------|-------|------|
| Civil    | 435   | 72   |
| Criminal | 857   | 147  |
| Other    | 882   | 229  |
| Total    | 2,174 | 448  |

Jan --- Feb Filings

362

448

2015

2016

Jan --- Feb Filings

|          | 2015 | 2016 | % Change | Trending |
|----------|------|------|----------|----------|
| Civil    | 62   | 72   | 16.1%    | ▲        |
| Criminal | 167  | 147  | -12.0%   | ▼        |
| Other    | 133  | 229  | 72.2%    | ▲        |
| Total    | 362  | 448  | 23.8%    | ▲        |

|      | Jan | Feb | Mar | Apr | May | Jun | Jul | Aug | Sep | Oct | Nov | Dec | Thru Feb | % Change | Trending | Total |
|------|-----|-----|-----|-----|-----|-----|-----|-----|-----|-----|-----|-----|----------|----------|----------|-------|
| 2015 | 178 | 184 | 159 | 179 | 145 | 155 | 156 | 143 | 254 | 127 | 186 | 308 | 362      |          |          | 2,174 |
| 2016 | 257 | 191 | -   | -   | -   | -   | -   | -   | -   | -   | -   | -   | 448      | 23.8%    | ▲        | 448   |

|  |      | Jan | Feb | Mar | Apr | May | Jun | Jul | Aug | Sep | Oct | Nov | Dec | Thru Feb | % Change | Trending | Total |
|--|------|-----|-----|-----|-----|-----|-----|-----|-----|-----|-----|-----|-----|----------|----------|----------|-------|
| Administrative Law                       | 2015 | 1   | -   | 1   | -   | 1   | -   | 2   | -   | -   | -   | -   | 1   | 1        |          |          | 6     |
| Contested Divorce                        | 2015 | 1   | 2   | 1   | 4   | 1   | 1   | 2   | 4   | 3   | 4   | 2   | 1   | 3        |          |          | 26    |
|  | 2016 | 2   | 7   | -   | -   | -   | -   | -   | -   | -   | -   | -   | -   | 9        | 200.0%   | ▲        | 9     |
| Domestic and Family - Level 1            | 2015 | -   | 8   | -   | 3   | -   | 2   | 1   | 11  | -   | 3   | -   | 13  | 8        |          |          | 41    |
|  | 2016 | -   | 1   | -   | -   | -   | -   | -   | -   | -   | -   | -   | -   | 1        | -87.5%   | ▼        | 1     |
| Domestic and Family - Level 2            | 2015 | -   | 4   | -   | 1   | -   | -   | 2   | 1   | -   | -   | 3   | 1   | 4        |          |          | 12    |
| General Civil - Level 1                  | 2015 | 3   | 1   | -   | -   | -   | 1   | -   | -   | -   | -   | -   | -   | 4        |          |          | 5     |
|  | 2016 | -   | 1   | -   | -   | -   | -   | -   | -   | -   | -   | -   | -   | 1        | -75.0%   | ▼        | 1     |
| General Civil - Level 2                  | 2015 | 7   | 5   | 4   | 6   | 4   | 5   | 7   | 8   | 7   | 7   | 13  | 7   | 12       |          |          | 80    |
|  | 2016 | 5   | 3   | -   | -   | -   | -   | -   | -   | -   | -   | -   | -   | 8        | -33.3%   | ▼        | 8     |
| General Civil - Level 3                  | 2015 | 2   | 1   | 1   | 9   | 5   | 4   | 5   | 2   | 2   | 7   | 4   | 9   | 3        |          |          | 51    |
|  | 2016 | 6   | 13  | -   | -   | -   | -   | -   | -   | -   | -   | -   | -   | 19       | 533.3%   | ▲        | 19    |
| Miscellaneous                            | 2015 | 56  | 54  | 73  | 45  | 53  | 49  | 40  | 42  | 61  | 55  | 61  | 129 | 110      |          |          | 718   |
|  | 2016 | 102 | 102 | -   | -   | -   | -   | -   | -   | -   | -   | -   | -   | 204      | 85.5%    | ▲        | 204   |
| Misdemeanor                              | 2015 | 25  | 20  | 21  | 17  | 21  | 24  | 27  | 8   | 15  | 15  | 19  | 27  | 45       |          |          | 239   |
|  | 2016 | 27  | 7   | -   | -   | -   | -   | -   | -   | -   | -   | -   | -   | 34       | -24.4%   | ▼        | 34    |
| Non-Capital Felonies and Related Matters | 2015 | 56  | 62  | 22  | 67  | 25  | 35  | 34  | 43  | 151 | 13  | 64  | 8   | 118      |          |          | 580   |
|  | 2016 | 82  | 28  | -   | -   | -   | -   | -   | -   | -   | -   | -   | -   | 110      | -6.8%    | ▼        | 110   |
| Other                                    | 2015 | 20  | 22  | 21  | 15  | 21  | 24  | 21  | 15  | 6   | 14  | 16  | 102 | 42       |          |          | 297   |
|  | 2016 | 23  | 17  | -   | -   | -   | -   | -   | -   | -   | -   | -   | -   | 40       | -4.8%    | ▼        | 40    |
| Other Criminally Related Matters         | 2015 | 3   | 3   | 5   | 5   | 4   | 5   | 8   | 3   | 3   | -   | 1   | 1   | 6        |          |          | 41    |
|  | 2016 | 3   | -   | -   | -   | -   | -   | -   | -   | -   | -   | -   | -   | 3        | -50.0%   | ▼        | 3     |
| Probates/Wills and Trusts - Le           | 2015 | -   | 1   | -   | -   | -   | -   | -   | -   | -   | 1   | -   | -   | 1        |          |          | 2     |
| Probates/Wills and Trusts - Level 2      | 2015 | 1   | -   | -   | 2   | 3   | -   | -   | -   | -   | -   | -   | 1   | 1        |          |          | 7     |
|  | 2016 | 1   | 2   | -   | -   | -   | -   | -   | -   | -   | -   | -   | -   | 3        | 200.0%   | ▲        | 3     |
| Uncontested Divorce                      | 2015 | 3   | 1   | 10  | 5   | 7   | 5   | 7   | 6   | 6   | 8   | 3   | 8   | 4        |          |          | 69    |
|  | 2016 | 6   | 10  | -   | -   | -   | -   | -   | -   | -   | -   | -   | -   | 16       | 300.0%   | ▲        | 16    |



Court: Madison Circuit

Start/End Date: Jan-15 / Feb-16

2015 Average Month: 62

Jan-Feb 2015: 110

Filings Trending: ▲

Circuit/Court ID: 16

216113


Type of Case: Filings

2016 Average Month:69

Jan-Feb 2016 : 138

Overall AVG. Month: 63

Monthly Summary



Jan 15-Feb 16

Totals

|          | 2015 | 2016 |
|----------|------|------|
| Civil    | 165  | 12   |
| Criminal | 181  | 34   |
| Other    | 399  | 92   |
| Total    | 745  | 138  |

Jan --- Feb Filings

110

2015

138

2016

Jan --- Feb Filings

|          | 2015 | 2016 | % Change | Trending |
|----------|------|------|----------|----------|
| Civil    | 20   | 12   | -40.0%   | ▼        |
| Criminal | 27   | 34   | 25.9%    | ▲        |
| Other    | 63   | 92   | 46.0%    | ▲        |
| Total    | 110  | 138  | 25.5%    | ▲        |

|      | Jan | Feb | Mar | Apr | May | Jun | Jul | Aug | Sep | Oct | Nov | Dec | Thru Feb | % Change | Trending | Total |
|------|-----|-----|-----|-----|-----|-----|-----|-----|-----|-----|-----|-----|----------|----------|----------|-------|
| 2015 | 40  | 70  | 62  | 66  | 40  | 53  | 66  | 55  | 54  | 93  | 34  | 112 | 110      |          |          | 745   |
| 2016 | 75  | 63  | -   | -   | -   | -   | -   | -   | -   | -   | -   | -   | 138      | 25.5%    | ▲        | 138   |

|  |      | Jan | Feb | Mar | Apr | May | Jun | Jul | Aug | Sep | Oct | Nov | Dec | Thru Feb | % Change | Trending | Total |
|--|------|-----|-----|-----|-----|-----|-----|-----|-----|-----|-----|-----|-----|----------|----------|----------|-------|
| Contested Divorce                        | 2015 | -   | 1   | 1   | 2   | 1   | 1   | 2   | -   | -   | 1   | 1   | -   | 1        |          |          | 10    |
| Domestic and Family - Level 1            | 2015 | -   | 2   | 2   | 4   | -   | 6   | 1   | 3   | -   | 2   | -   | 1   | 2        |          |          | 21    |
| Domestic and Family - Level 2            | 2015 | 1   | 1   | 3   | -   | 1   | -   | -   | 1   | -   | -   | -   | -   | 2        |          |          | 7     |
|  | 2016 | 1   | -   | -   | -   | -   | -   | -   | -   | -   | -   | -   | -   | 1        | -50.0%   | ▼        | 1     |
| General Civil - Level 2                  | 2015 | -   | 1   | 3   | 3   | -   | 4   | 3   | 3   | 1   | -   | 2   | -   | 1        |          |          | 20    |
|  | 2016 | 1   | -   | -   | -   | -   | -   | -   | -   | -   | -   | -   | -   | 1        | 0.0%     | ↔        | 1     |
| General Civil - Level 3                  | 2015 | -   | 1   | 1   | 3   | 6   | 1   | 1   | -   | 1   | 3   | 1   | -   | 1        |          |          | 18    |
|  | 2016 | 1   | 1   | -   | -   | -   | -   | -   | -   | -   | -   | -   | -   | 2        | 100.0%   | ▲        | 2     |
| Miscellaneous                            | 2015 | 26  | 25  | 23  | 23  | 16  | 14  | 31  | 15  | 34  | 35  | 22  | 35  | 51       |          |          | 299   |
|  | 2016 | 44  | 32  | -   | -   | -   | -   | -   | -   | -   | -   | -   | -   | 76       | 49.0%    | ▲        | 76    |
| Misdemeanor                              | 2015 | 2   | 10  | 8   | 6   | 3   | 5   | 3   | 10  | 3   | 8   | 1   | -   | 12       |          |          | 59    |
|  | 2016 | 4   | 6   | -   | -   | -   | -   | -   | -   | -   | -   | -   | -   | 10       | -16.7%   | ▼        | 10    |
| Non-Capital Felonies and Related Matters | 2015 | 2   | 9   | 3   | 12  | 5   | 14  | 5   | 7   | 3   | 30  | 2   | 17  | 11       |          |          | 109   |
|  | 2016 | 9   | 14  | -   | -   | -   | -   | -   | -   | -   | -   | -   | -   | 23       | 109.1%   | ▲        | 23    |
| Other                                    | 2015 | 8   | 15  | 16  | 6   | 5   | 7   | 17  | 13  | 9   | 12  | 4   | 56  | 23       |          |          | 168   |
|  | 2016 | 12  | 9   | -   | -   | -   | -   | -   | -   | -   | -   | -   | -   | 21       | -8.7%    | ▼        | 21    |
| Other Criminally Related Matters         | 2015 | -   | 4   | -   | 1   | -   | 1   | 1   | 1   | 3   | 1   | -   | 1   | 4        |          |          | 13    |
|  | 2016 | -   | 1   | -   | -   | -   | -   | -   | -   | -   | -   | -   | -   | 1        | -75.0%   | ▼        | 1     |
| Probates/Wills and Trusts - Level 2      | 2015 | -   | -   | -   | -   | 1   | -   | -   | 2   | -   | -   | -   | -   | 0        |          |          | 3     |
|  | 2016 | 1   | -   | -   | -   | -   | -   | -   | -   | -   | -   | -   | -   | 1        | 0.0%     | ↔        | 1     |
| Uncontested Divorce                      | 2015 | 1   | 1   | 2   | 6   | 2   | -   | 2   | -   | -   | 1   | 1   | 2   | 2        |          |          | 18    |
|  | 2016 | 2   | -   | -   | -   | -   | -   | -   | -   | -   | -   | -   | -   | 2        | 0.0%     | ↔        | 2     |

Court: Orange Circuit

Start/End Date: Jan-15 / Feb-16

2015 Average Month: 151

Jan-Feb 2015: 237

Filings Trending: ▲

Circuit/Court ID: 16

216137


Type of Case: Filings

2016 Average Month:176

Jan-Feb 2016 : 351

Overall AVG. Month: 154

Monthly Summary



Jan 15-Feb 16

Totals

|          | 2015  | 2016 |
|----------|-------|------|
| Civil    | 386   | 62   |
| Criminal | 780   | 93   |
| Other    | 640   | 196  |
| Total    | 1,806 | 351  |

Jan --- Feb Filings

237

2015

351

2016

Jan --- Feb Filings

|          | 2015 | 2016 | % Change | Trending |
|----------|------|------|----------|----------|
| Civil    | 55   | 62   | 12.7%    | ▲        |
| Criminal | 101  | 93   | -7.9%    | ▼        |
| Other    | 81   | 196  | 142.0%   | ▲        |
| Total    | 237  | 351  | 48.1%    | ▲        |

|      | Jan | Feb | Mar | Apr | May | Jun | Jul | Aug | Sep | Oct | Nov | Dec | Thru Feb | % Change | Trending | Total |
|------|-----|-----|-----|-----|-----|-----|-----|-----|-----|-----|-----|-----|----------|----------|----------|-------|
| 2015 | 140 | 97  | 211 | 132 | 187 | 101 | 160 | 86  | 178 | 124 | 208 | 182 | 237      |          |          | 1,806 |
| 2016 | 175 | 176 | -   | -   | -   | -   | -   | -   | -   | -   | -   | -   | 351      | 48.1%    | ▲        | 351   |

|  |      | Jan | Feb | Mar | Apr | May | Jun | Jul | Aug | Sep | Oct | Nov | Dec | Thru Feb | % Change | Trending | Total |
|--|------|-----|-----|-----|-----|-----|-----|-----|-----|-----|-----|-----|-----|----------|----------|----------|-------|
| Administrative Law                       | 2015 | -   | 1   | -   | -   | 1   | -   | -   | -   | -   | -   | 2   | -   | 1        |          |          | 4     |
| Contested Divorce                        | 2015 | 3   | 3   | 6   | 5   | 4   | 3   | 5   | 4   | 3   | 2   | 3   | 3   | 6        |          |          | 44    |
|  | 2016 | 3   | 3   | -   | -   | -   | -   | -   | -   | -   | -   | -   | -   | 6        | 0.0%     | ↔        | 6     |
| Domestic and Family - Level 1            | 2015 | 4   | 4   | 1   | 5   | -   | 1   | 6   | -   | 4   | -   | 7   | 1   | 8        |          |          | 33    |
|  | 2016 | 1   | 6   | -   | -   | -   | -   | -   | -   | -   | -   | -   | -   | 7        | -12.5%   | ▼        | 7     |
| Domestic and Family - Level 2            | 2015 | 2   | -   | 2   | 4   | 1   | 3   | 2   | 1   | 1   | -   | 3   | -   | 2        |          |          | 19    |
|  | 2016 | 1   | -   | -   | -   | -   | -   | -   | -   | -   | -   | -   | -   | 1        | -50.0%   | ▼        | 1     |
| General Civil - Level 1                  | 2015 | -   | -   | -   | -   | -   | -   | 1   | 1   | 1   | -   | 1   | -   | 0        |          |          | 4     |
| General Civil - Level 2                  | 2015 | 5   | 3   | 5   | 4   | 6   | 4   | 8   | 3   | 3   | 5   | 9   | 9   | 8        | 0.0%     | ↔        | 64    |
|  | 2016 | 3   | 3   | -   | -   | -   | -   | -   | -   | -   | -   | -   | -   | 6        | -25.0%   | ▼        | 6     |
| General Civil - Level 3                  | 2015 | 2   | 5   | 7   | 1   | 3   | -   | 3   | 3   | 4   | 2   | 1   | 2   | 7        |          |          | 33    |
|  | 2016 | 5   | 4   | -   | -   | -   | -   | -   | -   | -   | -   | -   | -   | 9        | 28.6%    | ▲        | 9     |
| Miscellaneous                            | 2015 | 45  | 48  | 60  | 51  | 42  | 61  | 52  | 46  | 61  | 65  | 76  | 119 | 93       |          |          | 726   |
|  | 2016 | 88  | 126 | -   | -   | -   | -   | -   | -   | -   | -   | -   | -   | 214      | 130.1%   | ▲        | 214   |
| Misdemeanor                              | 2015 | 13  | 1   | 24  | 12  | 22  | 4   | 22  | 8   | 30  | 3   | 24  | 7   | 14       |          |          | 170   |
|  | 2016 | 10  | 10  | -   | -   | -   | -   | -   | -   | -   | -   | -   | -   | 20       | 42.9%    | ▲        | 20    |
| Non-Capital Felonies and Related Matters | 2015 | 60  | 24  | 96  | 42  | 98  | 12  | 41  | 14  | 57  | 29  | 70  | 23  | 84       |          |          | 566   |
|  | 2016 | 51  | 17  | -   | -   | -   | -   | -   | -   | -   | -   | -   | -   | 68       | -19.0%   | ▼        | 68    |
| Other                                    | 2015 | -   | 2   | 2   | 1   | 1   | 5   | 1   | 2   | 4   | 8   | 3   | 2   | 2        |          |          | 31    |
|  | 2016 | 2   | 4   | -   | -   | -   | -   | -   | -   | -   | -   | -   | -   | 6        | 200.0%   | ▲        | 6     |
| Other Criminally Related Matters         | 2015 | -   | 3   | 3   | -   | 5   | -   | 12  | -   | 5   | 4   | 6   | 8   | 3        |          |          | 46    |
|  | 2016 | 5   | -   | -   | -   | -   | -   | -   | -   | -   | -   | -   | -   | 5        | 66.7%    | ▲        | 5     |
| Probates/Wills and Trusts - Level 2      | 2015 | -   | -   | -   | 1   | -   | 1   | -   | 2   | -   | 1   | -   | 1   | 0        |          |          | 6     |
|  | 2016 | 1   | -   | -   | -   | -   | -   | -   | -   | -   | -   | -   | -   | 1        | 0.0%     | ↔        | 1     |
| Uncontested Divorce                      | 2015 | 6   | 3   | 5   | 6   | 4   | 7   | 7   | 2   | 5   | 5   | 3   | 7   | 9        |          |          | 60    |
|  | 2016 | 5   | 3   | -   | -   | -   | -   | -   | -   | -   | -   | -   | -   | 8        | -11.1%   | ▼        | 8     |

Court: Charlottesville Circuit

Start/End Date: Jan-15 / Feb-16

2015 Average Month: 126

Jan-Feb 2015: 245

Filings Trending: ▲

Circuit/Court ID: 16

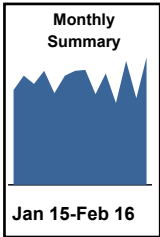
216540

Type of Case: Filings

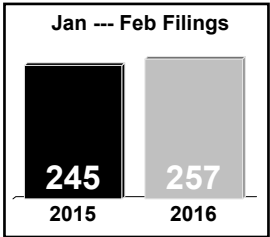
2016 Average Month:129

Jan-Feb 2016 : 257

Overall AVG. Month: 126



| Totals   |       |      |
|----------|-------|------|
|          | 2015  | 2016 |
| Civil    | 414   | 58   |
| Criminal | 915   | 150  |
| Other    | 180   | 49   |
| Total    | 1,509 | 257  |



| Jan --- Feb Filings |      |      |          |          |
|---------------------|------|------|----------|----------|
|                     | 2015 | 2016 | % Change | Trending |
| Civil               | 71   | 58   | -18.3%   | ▼        |
| Criminal            | 143  | 150  | 4.9%     | ▲        |
| Other               | 31   | 49   | 58.1%    | ▲        |
| Total               | 245  | 257  | 4.9%     | ▲        |

|      | Jan | Feb | Mar | Apr | May | Jun | Jul | Aug | Sep | Oct | Nov | Dec | Thru Feb | % Change | Trending | Total |
|------|-----|-----|-----|-----|-----|-----|-----|-----|-----|-----|-----|-----|----------|----------|----------|-------|
| 2015 | 114 | 131 | 121 | 137 | 110 | 131 | 137 | 138 | 109 | 134 | 98  | 149 | 245      |          |          | 1,509 |
| 2016 | 104 | 153 | -   | -   | -   | -   | -   | -   | -   | -   | -   | -   | 257      | 4.9%     | ▲        | 257   |

|  |      | Jan | Feb | Mar | Apr | May | Jun | Jul | Aug | Sep | Oct | Nov | Dec | Thru Feb | % Change | Trending | Total |
|--|------|-----|-----|-----|-----|-----|-----|-----|-----|-----|-----|-----|-----|----------|----------|----------|-------|
| Administrative Law                       | 2015 | -   | -   | -   | 1   | 3   | 1   | 1   | -   | -   | 1   | 1   | -   | 0        |          |          | 8     |
|  | 2016 | 1   | 1   | -   | -   | -   | -   | -   | -   | -   | -   | -   | -   | 2        | 0.0%     | ↔        | 2     |
| Capital Murder                           | 2015 | -   | -   | -   | -   | -   | 1   | -   | -   | -   | -   | -   | -   | 0        |          |          | 1     |
|  | 2016 | 1   | 1   | 5   | 2   | 2   | 2   | 2   | 2   | 1   | -   | 2   | 3   | 2        | 0.0%     | ↔        | 23    |
| Contested Divorce                        | 2015 | -   | -   | -   | -   | -   | -   | -   | -   | -   | -   | -   | -   | 4        | 100.0%   | ▲        | 4     |
|  | 2016 | -   | 4   | -   | -   | -   | -   | -   | -   | -   | -   | -   | -   | 4        |          |          | 4     |
| Domestic and Family - Level 1            | 2015 | 4   | 3   | 2   | 4   | 1   | 6   | 3   | -   | 2   | 4   | 2   | 5   | 7        |          |          | 36    |
|  | 2016 | 4   | 5   | -   | -   | -   | -   | -   | -   | -   | -   | -   | -   | 9        | 28.6%    | ▲        | 9     |
| Domestic and Family - Level 2            | 2015 | 3   | 2   | 1   | 1   | 1   | 2   | 1   | 3   | 2   | 3   | -   | 3   | 5        |          |          | 22    |
|  | 2016 | 2   | 3   | -   | -   | -   | -   | -   | -   | -   | -   | -   | -   | 5        | 0.0%     | ↔        | 5     |
| General Civil - Level 1                  | 2015 | 1   | 2   | -   | 2   | -   | -   | 2   | 2   | -   | 3   | -   | 1   | 3        |          |          | 13    |
|  | 2016 | 1   | 1   | -   | -   | -   | -   | -   | -   | -   | -   | -   | -   | 2        | -33.3%   | ▼        | 2     |
| General Civil - Level 2                  | 2015 | 6   | 15  | 12  | 6   | 8   | 7   | 4   | 5   | 5   | 14  | 5   | 6   | 21       |          |          | 93    |
|  | 2016 | 3   | 7   | -   | -   | -   | -   | -   | -   | -   | -   | -   | -   | 10       | -52.4%   | ▼        | 10    |
| General Civil - Level 3                  | 2015 | 5   | 7   | 5   | 4   | 5   | 4   | 5   | 3   | 5   | 4   | 3   | 3   | 12       |          |          | 53    |
|  | 2016 | 1   | 2   | -   | -   | -   | -   | -   | -   | -   | -   | -   | -   | 3        | -75.0%   | ▼        | 3     |
| Miscellaneous                            | 2015 | 26  | 21  | 20  | 20  | 20  | 18  | 28  | 27  | 28  | 18  | 21  | 40  | 47       |          |          | 287   |
|  | 2016 | 29  | 36  | -   | -   | -   | -   | -   | -   | -   | -   | -   | -   | 65       | 38.3%    | ▲        | 65    |
| Misdemeanor                              | 2015 | 14  | 22  | 4   | 14  | 16  | 27  | 18  | 20  | 14  | 7   | 18  | 23  | 36       |          |          | 197   |
|  | 2016 | 18  | 21  | -   | -   | -   | -   | -   | -   | -   | -   | -   | -   | 39       | 8.3%     | ▲        | 39    |
| Non-Capital Felonies and Related Matters | 2015 | 47  | 54  | 64  | 76  | 51  | 52  | 61  | 62  | 45  | 70  | 41  | 56  | 101      |          |          | 679   |
|  | 2016 | 41  | 66  | -   | -   | -   | -   | -   | -   | -   | -   | -   | -   | 107      | 5.9%     | ▲        | 107   |
| Other                                    | 2015 | -   | -   | -   | -   | -   | -   | 1   | -   | -   | -   | -   | -   | 0        |          |          | 1     |
|  | 2016 | 2   | -   | -   | -   | -   | -   | -   | -   | -   | -   | -   | -   | 2        | 0.0%     | ↔        | 2     |
| Other Criminally Related Matters         | 2015 | 3   | 3   | 2   | 1   | 2   | 3   | 6   | 6   | 2   | 6   | 1   | 4   | 6        |          |          | 39    |
|  | 2016 | 2   | 2   | -   | -   | -   | -   | -   | -   | -   | -   | -   | -   | 4        | -33.3%   | ▼        | 4     |
| Probates/Wills and Trusts - Le           | 2015 | 1   | -   | -   | -   | -   | -   | -   | -   | -   | 1   | -   | -   | 1        |          |          | 2     |
| Probates/Wills and Trusts - Le           | 2015 | -   | 1   | 1   | -   | -   | 5   | -   | 1   | -   | 1   | 2   | 1   | 1        |          |          | 12    |
| Uncontested Divorce                      | 2015 | 3   | -   | 5   | 6   | 1   | 3   | 5   | 7   | 5   | 2   | 2   | 4   | 3        |          |          | 43    |
|  | 2016 | -   | 5   | -   | -   | -   | -   | -   | -   | -   | -   | -   | -   | 5        | 66.7%    | ▲        | 5     |

Court: Arlington Circuit

Start/End Date: Jan-15 / Feb-16

2015 Average Month: 804

Jan-Feb 2015: 1,419

Filings Trending: ▲

Circuit/Court ID: 17

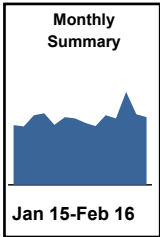
217013

Type of Case: Filings

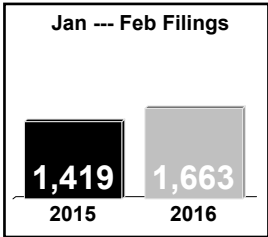
2016 Average Month:832

Jan-Feb 2016 : 1,663

Overall AVG. Month: 808



| Totals   |       |       |
|----------|-------|-------|
|          | 2015  | 2016  |
| Civil    | 2,408 | 407   |
| Criminal | 4,264 | 621   |
| Other    | 2,975 | 635   |
| Total    | 9,647 | 1,663 |



| Jan --- Feb Filings |       |       |          |          |
|---------------------|-------|-------|----------|----------|
|                     | 2015  | 2016  | % Change | Trending |
| Civil               | 363   | 407   | 12.1%    | ▲        |
| Criminal            | 608   | 621   | 2.1%     | ▲        |
| Other               | 448   | 635   | 41.7%    | ▲        |
| Total               | 1,419 | 1,663 | 17.2%    | ▲        |

|      | Jan | Feb | Mar | Apr | May | Jun | Jul | Aug | Sep | Oct | Nov | Dec   | Thru Feb | % Change | Trending | Total |
|------|-----|-----|-----|-----|-----|-----|-----|-----|-----|-----|-----|-------|----------|----------|----------|-------|
| 2015 | 716 | 703 | 837 | 858 | 721 | 814 | 798 | 744 | 707 | 837 | 796 | 1,116 | 1,419    |          |          | 9,647 |
| 2016 | 849 | 814 | -   | -   | -   | -   | -   | -   | -   | -   | -   | -     | 1,663    | 17.2%    | ▲        | 1,663 |

|  |      | Jan | Feb | Mar | Apr | May | Jun | Jul | Aug | Sep | Oct | Nov | Dec | Thru Feb | % Change | Trending | Total |
|--|------|-----|-----|-----|-----|-----|-----|-----|-----|-----|-----|-----|-----|----------|----------|----------|-------|
| Administrative Law                       | 2015 | 1   | -   | 2   | -   | -   | 2   | 1   | 1   | -   | 1   | 2   | -   | 1        |          |          | 10    |
|  | 2016 | -   | 4   | -   | -   | -   | -   | -   | -   | -   | -   | -   | -   | 4        | 300.0%   | ▲        | 4     |
| Contested Divorce                        | 2015 | 14  | 8   | 18  | 30  | 13  | 24  | 20  | 16  | 21  | 18  | 18  | 21  | 22       |          |          | 221   |
|  | 2016 | 17  | 17  | -   | -   | -   | -   | -   | -   | -   | -   | -   | -   | 34       | 54.5%    | ▲        | 34    |
| Domestic and Family - Level 1            | 2015 | 8   | 11  | 7   | 10  | 6   | 4   | 7   | 22  | 15  | 3   | 9   | 15  | 19       |          |          | 117   |
|  | 2016 | 16  | 2   | -   | -   | -   | -   | -   | -   | -   | -   | -   | -   | 18       | -5.3%    | ▼        | 18    |
| Domestic and Family - Level 2            | 2015 | 6   | 9   | 7   | 9   | 5   | 10  | 2   | 7   | 5   | 7   | 12  | 10  | 15       |          |          | 89    |
|  | 2016 | 4   | 8   | -   | -   | -   | -   | -   | -   | -   | -   | -   | -   | 12       | -20.0%   | ▼        | 12    |
| General Civil - Level 1                  | 2015 | 1   | 2   | 5   | 2   | 2   | 2   | 2   | -   | 4   | 2   | -   | 3   | 3        |          |          | 25    |
|  | 2016 | 2   | 2   | -   | -   | -   | -   | -   | -   | -   | -   | -   | -   | 4        | 33.3%    | ▲        | 4     |
| General Civil - Level 2                  | 2015 | 39  | 23  | 37  | 34  | 43  | 41  | 38  | 38  | 35  | 36  | 36  | 41  | 62       |          |          | 441   |
|  | 2016 | 28  | 58  | -   | -   | -   | -   | -   | -   | -   | -   | -   | -   | 86       | 38.7%    | ▲        | 86    |
| General Civil - Level 3                  | 2015 | 8   | 9   | 17  | 7   | 14  | 9   | 12  | 12  | 8   | 15  | 9   | 8   | 17       |          |          | 128   |
|  | 2016 | 10  | 9   | -   | -   | -   | -   | -   | -   | -   | -   | -   | -   | 19       | 11.8%    | ▲        | 19    |
| Miscellaneous                            | 2015 | 160 | 148 | 130 | 161 | 131 | 142 | 163 | 159 | 148 | 151 | 178 | 274 | 308      |          |          | 1,945 |
|  | 2016 | 188 | 199 | -   | -   | -   | -   | -   | -   | -   | -   | -   | -   | 387      | 25.6%    | ▲        | 387   |
| Misdemeanor                              | 2015 | 45  | 51  | 71  | 60  | 56  | 53  | 40  | 43  | 38  | 56  | 71  | 70  | 96       |          |          | 654   |
|  | 2016 | 58  | 62  | -   | -   | -   | -   | -   | -   | -   | -   | -   | -   | 120      | 25.0%    | ▲        | 120   |
| Non-Capital Felonies and Related Matters | 2015 | 187 | 193 | 238 | 297 | 220 | 253 | 257 | 242 | 217 | 282 | 223 | 277 | 380      |          |          | 2,886 |
|  | 2016 | 162 | 238 | -   | -   | -   | -   | -   | -   | -   | -   | -   | -   | 400      | 5.3%     | ▲        | 400   |
| Other                                    | 2015 | 124 | 174 | 150 | 155 | 128 | 190 | 178 | 108 | 146 | 144 | 153 | 296 | 298      |          |          | 1,946 |
|  | 2016 | 300 | 125 | -   | -   | -   | -   | -   | -   | -   | -   | -   | -   | 425      | 42.6%    | ▲        | 425   |
| Other Criminally Related Matters         | 2015 | 86  | 49  | 114 | 43  | 66  | 47  | 40  | 59  | 37  | 78  | 50  | 72  | 135      |          |          | 741   |
|  | 2016 | 41  | 61  | -   | -   | -   | -   | -   | -   | -   | -   | -   | -   | 102      | -24.4%   | ▼        | 102   |
| Probates/Wills and Trusts - Level 1      | 2015 | -   | 1   | 2   | 2   | 6   | 2   | 4   | 2   | 2   | 1   | 1   | 1   | 1        |          |          | 24    |
|  | 2016 | 2   | 1   | -   | -   | -   | -   | -   | -   | -   | -   | -   | -   | 3        | 200.0%   | ▲        | 3     |
| Probates/Wills and Trusts - Level 2      | 2015 | 8   | 5   | 11  | 13  | 9   | 7   | 5   | 8   | 7   | 9   | 8   | 9   | 13       |          |          | 99    |
|  | 2016 | 6   | 10  | -   | -   | -   | -   | -   | -   | -   | -   | -   | -   | 16       | 23.1%    | ▲        | 16    |
| Uncontested Divorce                      | 2015 | 29  | 20  | 28  | 35  | 22  | 28  | 29  | 27  | 24  | 34  | 26  | 19  | 49       |          |          | 321   |
|  | 2016 | 15  | 18  | -   | -   | -   | -   | -   | -   | -   | -   | -   | -   | 33       | -32.7%   | ▼        | 33    |

Court: Fauquier Circuit

Start/End Date: Jan-15 / Feb-16

2015 Average Month: 298

Jan-Feb 2015: 556

Filings Trending: ▲

Circuit/Court ID: 20

220061


Type of Case: Filings

2016 Average Month: 379

Jan-Feb 2016 : 758

Overall AVG. Month: 310

Monthly Summary



Jan 15-Feb 16

Totals

|          | 2015  | 2016 |
|----------|-------|------|
| Civil    | 791   | 139  |
| Criminal | 959   | 201  |
| Other    | 1,826 | 418  |
| Total    | 3,576 | 758  |

Jan --- Feb Filings

556

758

2015

2016

Jan --- Feb Filings

|          | 2015 | 2016 | % Change | Trending |
|----------|------|------|----------|----------|
| Civil    | 108  | 139  | 28.7%    | ▲        |
| Criminal | 187  | 201  | 7.5%     | ▲        |
| Other    | 261  | 418  | 60.2%    | ▲        |
| Total    | 556  | 758  | 36.3%    | ▲        |

|      | Jan | Feb | Mar | Apr | May | Jun | Jul | Aug | Sep | Oct | Nov | Dec | Thru Feb | % Change | Trending | Total |
|------|-----|-----|-----|-----|-----|-----|-----|-----|-----|-----|-----|-----|----------|----------|----------|-------|
| 2015 | 266 | 290 | 317 | 269 | 295 | 250 | 267 | 238 | 229 | 245 | 326 | 584 | 556      |          |          | 3,576 |
| 2016 | 405 | 353 | -   | -   | -   | -   | -   | -   | -   | -   | -   | -   | 758      | 36.3%    | ▲        | 758   |

|  |      | Jan | Feb | Mar | Apr | May | Jun | Jul | Aug | Sep | Oct | Nov | Dec | Thru Feb | % Change | Trending | Total |
|--|------|-----|-----|-----|-----|-----|-----|-----|-----|-----|-----|-----|-----|----------|----------|----------|-------|
| Administrative Law                       | 2015 | -   | -   | -   | -   | -   | -   | -   | 2   | -   | -   | -   | 1   | 0        |          |          | 3     |
|  | 2016 | -   | 2   | -   | -   | -   | -   | -   | -   | -   | -   | -   | -   | 2        | 0.0%     | ↔        | 2     |
| Contested Divorce                        | 2015 | 5   | 7   | 3   | 4   | 5   | 7   | 2   | 3   | 8   | 4   | 4   | 4   | 12       |          |          | 56    |
|  | 2016 | 4   | 5   | -   | -   | -   | -   | -   | -   | -   | -   | -   | -   | 9        | -25.0%   | ▼        | 9     |
| Domestic and Family - Level 1            | 2015 | 3   | 3   | -   | -   | 5   | 7   | 8   | 1   | 2   | 6   | 4   | -   | 6        |          |          | 39    |
|  | 2016 | 3   | 3   | -   | -   | -   | -   | -   | -   | -   | -   | -   | -   | 6        | 0.0%     | ↔        | 6     |
| Domestic and Family - Level 2            | 2015 | 1   | 3   | 5   | 3   | 4   | 2   | 3   | 3   | 2   | -   | 2   | 4   | 4        |          |          | 32    |
|  | 2016 | 1   | 6   | -   | -   | -   | -   | -   | -   | -   | -   | -   | -   | 7        | 75.0%    | ▲        | 7     |
| General Civil - Level 1                  | 2015 | 1   | -   | 2   | 2   | 1   | 1   | -   | 1   | -   | -   | -   | 1   | 1        |          |          | 9     |
|  | 2016 | 1   | 3   | -   | -   | -   | -   | -   | -   | -   | -   | -   | -   | 4        | 300.0%   | ▲        | 4     |
| General Civil - Level 2                  | 2015 | 7   | 15  | 20  | 11  | 14  | 14  | 12  | 11  | 11  | 11  | 8   | 10  | 22       |          |          | 144   |
|  | 2016 | 13  | 11  | -   | -   | -   | -   | -   | -   | -   | -   | -   | -   | 24       | 9.1%     | ▲        | 24    |
| General Civil - Level 3                  | 2015 | 1   | 3   | 1   | 7   | 6   | 2   | 3   | 4   | 1   | 5   | 7   | 7   | 4        |          |          | 47    |
|  | 2016 | 1   | 4   | -   | -   | -   | -   | -   | -   | -   | -   | -   | -   | 5        | 25.0%    | ▲        | 5     |
| Miscellaneous                            | 2015 | 104 | 127 | 129 | 109 | 106 | 110 | 106 | 115 | 102 | 100 | 137 | 253 | 231      |          |          | 1,498 |
|  | 2016 | 209 | 208 | -   | -   | -   | -   | -   | -   | -   | -   | -   | -   | 417      | 80.5%    | ▲        | 417   |
| Misdemeanor                              | 2015 | 14  | 22  | 17  | 14  | 33  | 17  | 19  | 13  | 12  | 23  | 33  | 25  | 36       |          |          | 242   |
|  | 2016 | 21  | 18  | -   | -   | -   | -   | -   | -   | -   | -   | -   | -   | 39       | 8.3%     | ▲        | 39    |
| Non-Capital Felonies and Related Matters | 2015 | 90  | 53  | 80  | 65  | 67  | 24  | 52  | 39  | 38  | 46  | 81  | 32  | 143      |          |          | 667   |
|  | 2016 | 101 | 54  | -   | -   | -   | -   | -   | -   | -   | -   | -   | -   | 155      | 8.4%     | ▲        | 155   |
| Other                                    | 2015 | 25  | 38  | 39  | 41  | 35  | 54  | 40  | 32  | 40  | 32  | 28  | 229 | 63       |          |          | 633   |
|  | 2016 | 37  | 19  | -   | -   | -   | -   | -   | -   | -   | -   | -   | -   | 56       | -11.1%   | ▼        | 56    |
| Other Criminally Related Matters         | 2015 | 7   | 1   | 4   | 2   | 5   | 4   | 5   | 3   | 2   | 6   | 9   | 3   | 8        |          |          | 51    |
|  | 2016 | 4   | 3   | -   | -   | -   | -   | -   | -   | -   | -   | -   | -   | 7        | -12.5%   | ▼        | 7     |
| Probates/Wills and Trusts - Le           | 2015 | -   | -   | 1   | 1   | -   | -   | -   | -   | -   | -   | -   | -   | 0        |          |          | 2     |
| Probates/Wills and Trusts - Level 2      | 2015 | 2   | 4   | -   | 5   | 1   | 2   | 1   | -   | -   | 2   | -   | -   | 6        | 0.0%     | ↔        | 17    |
|  | 2016 | 1   | 3   | -   | -   | -   | -   | -   | -   | -   | -   | -   | -   | 4        | -33.3%   | ▼        | 4     |
| Protective Orders                        | 2015 | 1   | 1   | 1   | -   | -   | 1   | 2   | 1   | 1   | 1   | 1   | -   | 2        |          |          | 10    |
|  | 2016 | -   | 2   | -   | -   | -   | -   | -   | -   | -   | -   | -   | -   | 2        | 0.0%     | ↔        | 2     |
| Uncontested Divorce                      | 2015 | 5   | 13  | 15  | 5   | 13  | 5   | 14  | 10  | 10  | 9   | 12  | 15  | 18       |          |          | 126   |
|  | 2016 | 9   | 12  | -   | -   | -   | -   | -   | -   | -   | -   | -   | -   | 21       | 16.7%    | ▲        | 21    |

Court: Loudoun Circuit

Start/End Date: Jan-15 / Feb-16

2015 Average Month: 879

Jan-Feb 2015: 1,533

Filings Trending: ▲

Circuit/Court ID: 20

220107


Type of Case: Filings

2016 Average Month:925

Jan-Feb 2016 : 1,849

Overall AVG. Month: 885

Monthly Summary




Jan 15-Feb 16

Totals

|          | 2015   | 2016  |
|----------|--------|-------|
| Civil    | 4,425  | 685   |
| Criminal | 2,541  | 359   |
| Other    | 3,577  | 805   |
| Total    | 10,543 | 1,849 |

Jan --- Feb Filings



20152016

Jan --- Feb Filings

|          | 2015  | 2016  | % Change | Trending |
|----------|-------|-------|----------|----------|
| Civil    | 645   | 685   | 6.2%     | ▲        |
| Criminal | 366   | 359   | -1.9%    | ▼        |
| Other    | 522   | 805   | 54.2%    | ▲        |
| Total    | 1,533 | 1,849 | 20.6%    | ▲        |

|      | Jan | Feb | Mar | Apr | May | Jun | Jul | Aug | Sep | Oct | Nov | Dec   | Thru Feb | % Change | Trending | Total  |
|------|-----|-----|-----|-----|-----|-----|-----|-----|-----|-----|-----|-------|----------|----------|----------|--------|
| 2015 | 785 | 748 | 797 | 883 | 816 | 880 | 928 | 859 | 863 | 841 | 900 | 1,243 | 1,533    |          |          | 10,543 |
| 2016 | 934 | 915 | -   | -   | -   | -   | -   | -   | -   | -   | -   | -     | 1,849    | 20.6%    | ▲        | 1,849  |

|  |      | Jan | Feb | Mar | Apr | May | Jun | Jul | Aug | Sep | Oct | Nov | Dec | Thru Feb | % Change | Trending | Total |
|--|------|-----|-----|-----|-----|-----|-----|-----|-----|-----|-----|-----|-----|----------|----------|----------|-------|
| Administrative Law                       | 2015 | 8   | 3   | 4   | 1   | 1   | 5   | 6   | 5   | -   | 2   | 3   | 1   | 11       |          |          | 39    |
|  | 2016 | 1   | -   | -   | -   | -   | -   | -   | -   | -   | -   | -   | -   | 1        | -90.9%   | ▼        | 1     |
| Capital Murder                           | 2015 | -   | 5   | -   | -   | -   | -   | -   | -   | -   | -   | -   | -   | 5        |          |          | 5     |
|  | 2016 | 17  | 18  | 23  | 23  | 21  | 12  | 35  | 22  | 17  | 24  | 27  | 18  | 35       |          |          | 257   |
| Contested Divorce                        | 2015 | 25  | 25  | -   | -   | -   | -   | -   | -   | -   | -   | -   | -   | 50       | 42.9%    | ▲        | 50    |
|  | 2016 | 32  | 24  | 27  | 20  | 30  | 19  | 22  | 8   | 33  | 18  | 20  | 43  | 56       |          |          | 296   |
| Domestic and Family - Level 1            | 2015 | 10  | 18  | -   | -   | -   | -   | -   | -   | -   | -   | -   | -   | 28       | -50.0%   | ▼        | 28    |
|  | 2016 | 13  | 8   | 15  | 15  | 15  | 13  | 11  | 12  | 7   | 16  | 11  | 9   | 21       |          |          | 145   |
| Domestic and Family - Level 2            | 2015 | 7   | 9   | -   | -   | -   | -   | -   | -   | -   | -   | -   | -   | 16       | -23.8%   | ▼        | 16    |
|  | 2016 | -   | 3   | -   | 4   | 4   | 1   | 1   | 4   | 2   | 1   | 1   | 3   | 3        |          |          | 24    |
| General Civil - Level 1                  | 2015 | 2   | -   | -   | -   | -   | -   | -   | -   | -   | -   | -   | -   | 2        | -33.3%   | ▼        | 2     |
|  | 2016 | 22  | 46  | 46  | 56  | 54  | 48  | 53  | 43  | 42  | 45  | 49  | 38  | 68       |          |          | 542   |
| General Civil - Level 2                  | 2015 | 37  | 49  | -   | -   | -   | -   | -   | -   | -   | -   | -   | -   | 86       | 26.5%    | ▲        | 86    |
|  | 2016 | 24  | 18  | 30  | 28  | 32  | 33  | 29  | 21  | 31  | 30  | 18  | 32  | 42       |          |          | 326   |
| General Civil - Level 3                  | 2015 | 33  | 40  | -   | -   | -   | -   | -   | -   | -   | -   | -   | -   | 73       | 73.8%    | ▲        | 73    |
|  | 2016 | 394 | 379 | 372 | 404 | 362 | 405 | 433 | 414 | 411 | 402 | 502 | 839 | 773      |          |          | 5,317 |
| Miscellaneous                            | 2015 | 582 | 530 | -   | -   | -   | -   | -   | -   | -   | -   | -   | -   | 1,112    | 43.9%    | ▲        | 1,112 |
|  | 2016 | 39  | 40  | 37  | 55  | 36  | 42  | 45  | 44  | 45  | 52  | 40  | 45  | 79       |          |          | 520   |
| Misdemeanor                              | 2015 | 31  | 37  | -   | -   | -   | -   | -   | -   | -   | -   | -   | -   | 68       | -13.9%   | ▼        | 68    |
|  | 2016 | 119 | 101 | 111 | 132 | 121 | 154 | 155 | 121 | 140 | 134 | 136 | 131 | 220      |          |          | 1,555 |
| Non-Capital Felonies and Related Matters | 2015 | 97  | 98  | -   | -   | -   | -   | -   | -   | -   | -   | -   | -   | 195      | -11.4%   | ▼        | 195   |
|  | 2016 | 23  | 9   | 39  | 25  | 22  | 42  | 17  | 37  | -   | 1   | 1   | 1   | 32       |          |          | 217   |
| Other                                    | 2015 | 5   | 1   | -   | -   | -   | -   | -   | -   | -   | -   | -   | -   | 6        | -81.3%   | ▼        | 6     |
|  | 2016 | 29  | 34  | 31  | 43  | 50  | 32  | 41  | 53  | 55  | 51  | 21  | 26  | 63       |          |          | 466   |
| Other Criminally Related Matters         | 2015 | 48  | 49  | -   | -   | -   | -   | -   | -   | -   | -   | -   | -   | 97       | 54.0%    | ▲        | 97    |
|  | 2016 | -   | -   | -   | -   | 1   | -   | 1   | -   | 2   | -   | 2   | 1   | 0        |          |          | 7     |
| Probates/Wills and Trusts - Le           | 2015 | 8   | 8   | 7   | 13  | 5   | 13  | 9   | 11  | 6   | 7   | 9   | 1   | 16       | 0.0%     | ↔        | 97    |
|  | 2016 | 4   | 6   | -   | -   | -   | -   | -   | -   | -   | -   | -   | -   | 10       | -37.5%   | ▼        | 10    |
| Probates/Wills and Trusts - Level 2      | 2015 | 57  | 52  | 55  | 64  | 62  | 61  | 70  | 64  | 72  | 58  | 60  | 55  | 109      |          |          | 730   |
|  | 2016 | 52  | 53  | -   | -   | -   | -   | -   | -   | -   | -   | -   | -   | 105      | -3.7%    | ▼        | 105   |
| Uncontested Divorce                      | 2015 |     |     |     |     |     |     |     |     |     |     |     |     |          |          |          |       |
|  | 2016 |     |     |     |     |     |     |     |     |     |     |     |     |          |          |          |       |

Court: Rappahannock Circuit

Start/End Date: Jan-15 / Feb-16

2015 Average Month: 36

Jan-Feb 2015: 60

Filings Trending: ▲

Circuit/Court ID: 20

220157


Type of Case: Filings

2016 Average Month:44

Jan-Feb 2016 : 87

Overall AVG. Month: 37

Monthly Summary



Jan 15-Feb 16

Totals

|          | 2015 | 2016 |
|----------|------|------|
| Civil    | 95   | 17   |
| Criminal | 93   | 14   |
| Other    | 248  | 56   |
| Total    | 436  | 87   |

Jan --- Feb Filings

60

87

20152016

Jan --- Feb Filings

|          | 2015 | 2016 | % Change | Trending |
|----------|------|------|----------|----------|
| Civil    | 12   | 17   | 41.7%    | ▲        |
| Criminal | 16   | 14   | -12.5%   | ▼        |
| Other    | 32   | 56   | 75.0%    | ▲        |
| Total    | 60   | 87   | 45.0%    | ▲        |

|      | Jan | Feb | Mar | Apr | May | Jun | Jul | Aug | Sep | Oct | Nov | Dec | Thru Feb | % Change | Trending | Total |
|------|-----|-----|-----|-----|-----|-----|-----|-----|-----|-----|-----|-----|----------|----------|----------|-------|
| 2015 | 31  | 29  | 45  | 29  | 38  | 37  | 39  | 24  | 39  | 37  | 28  | 60  | 60       |          |          | 436   |
| 2016 | 42  | 45  | -   | -   | -   | -   | -   | -   | -   | -   | -   | -   | 87       | 45.0%    | ▲        | 87    |

|  |      | Jan | Feb | Mar | Apr | May | Jun | Jul | Aug | Sep | Oct | Nov | Dec | Thru Feb | % Change | Trending | Total |
|--|------|-----|-----|-----|-----|-----|-----|-----|-----|-----|-----|-----|-----|----------|----------|----------|-------|
| Contested Divorce                        | 2015 | 1   | 1   | -   | -   | 1   | -   | -   | 1   | 1   | -   | -   | -   | 2        |          |          | 5     |
| Domestic and Family - Level 1            | 2015 | -   | -   | -   | 1   | -   | -   | -   | 4   | -   | -   | 2   | -   | 0        |          |          | 7     |
| Domestic and Family - Level 2            | 2015 | -   | -   | -   | -   | 3   | 1   | -   | -   | -   | -   | -   | -   | 0        | 0.0%     | ↔        | 4     |
| General Civil - Level 2                  | 2015 | -   | -   | 6   | 2   | -   | 2   | -   | 1   | 3   | -   | 1   | 4   | 0        | 0.0%     | ↔        | 19    |
|  | 2016 | -   | 2   | -   | -   | -   | -   | -   | -   | -   | -   | -   | -   | 2        | 0.0%     | ↔        | 2     |
| General Civil - Level 3                  | 2015 | 2   | -   | -   | 2   | 1   | 1   | -   | -   | 2   | 2   | -   | 3   | 2        |          |          | 13    |
|  | 2016 | -   | 2   | -   | -   | -   | -   | -   | -   | -   | -   | -   | -   | 2        | 0.0%     | ↔        | 2     |
| Miscellaneous                            | 2015 | 9   | 13  | 14  | 10  | 10  | 14  | 13  | 12  | 15  | 21  | 13  | 31  | 22       |          |          | 175   |
|  | 2016 | 24  | 30  | -   | -   | -   | -   | -   | -   | -   | -   | -   | -   | 54       | 145.5%   | ▲        | 54    |
| Misdemeanor                              | 2015 | 4   | 2   | 2   | 2   | -   | 3   | 7   | -   | 3   | 3   | 2   | 1   | 6        |          |          | 29    |
|  | 2016 | 2   | 3   | -   | -   | -   | -   | -   | -   | -   | -   | -   | -   | 5        | -16.7%   | ▼        | 5     |
| Non-Capital Felonies and Related Matters | 2015 | 8   | 2   | 11  | 5   | 12  | -   | 10  | 1   | 2   | 3   | 5   | 1   | 10       |          |          | 60    |
|  | 2016 | 8   | 1   | -   | -   | -   | -   | -   | -   | -   | -   | -   | -   | 9        | -10.0%   | ▼        | 9     |
| Other                                    | 2015 | 6   | 7   | 10  | 5   | 7   | 11  | 7   | 5   | 10  | 7   | 5   | 18  | 13       |          |          | 98    |
|  | 2016 | 6   | 5   | -   | -   | -   | -   | -   | -   | -   | -   | -   | -   | 11       | -15.4%   | ▼        | 11    |
| Other Criminally Related Matte           | 2015 | -   | -   | 1   | -   | 1   | -   | 2   | -   | -   | -   | -   | -   | 0        |          |          | 4     |
| Probates/Wills and Trusts - Le           | 2015 | 1   | -   | -   | 1   | -   | 1   | -   | -   | -   | -   | -   | -   | 1        | 0.0%     | ↔        | 3     |
| Uncontested Divorce                      | 2015 | -   | 4   | 1   | 1   | 3   | 4   | -   | -   | 3   | 1   | -   | 2   | 4        |          |          | 19    |
|  | 2016 | 2   | 2   | -   | -   | -   | -   | -   | -   | -   | -   | -   | -   | 4        | 0.0%     | ↔        | 4     |

Court: Henry Circuit

Start/End Date: Jan-15 / Feb-16

2015 Average Month: 308

Jan-Feb 2015: 658

Filings Trending: ▲

Circuit/Court ID: 21

221089


Type of Case: Filings

2016 Average Month:447

Jan-Feb 2016 : 894

Overall AVG. Month: 328

Monthly Summary



Jan 15-Feb 16

Totals

|          | 2015  | 2016 |
|----------|-------|------|
| Civil    | 748   | 148  |
| Criminal | 1,701 | 354  |
| Other    | 1,248 | 392  |
| Total    | 3,697 | 894  |

Jan --- Feb Filings

658

894

2015

2016

Jan --- Feb Filings

|          | 2015 | 2016 | % Change | Trending |
|----------|------|------|----------|----------|
| Civil    | 125  | 148  | 18.4%    | ▲        |
| Criminal | 278  | 354  | 27.3%    | ▲        |
| Other    | 255  | 392  | 53.7%    | ▲        |
| Total    | 658  | 894  | 35.9%    | ▲        |

|      | Jan | Feb | Mar | Apr | May | Jun | Jul | Aug | Sep | Oct | Nov | Dec | Thru Feb | % Change | Trending | Total |
|------|-----|-----|-----|-----|-----|-----|-----|-----|-----|-----|-----|-----|----------|----------|----------|-------|
| 2015 | 364 | 294 | 408 | 320 | 291 | 287 | 281 | 239 | 327 | 307 | 305 | 274 | 658      |          |          | 3,697 |
| 2016 | 406 | 488 | -   | -   | -   | -   | -   | -   | -   | -   | -   | -   | 894      | 35.9%    | ▲        | 894   |

|  |      | Jan | Feb | Mar | Apr | May | Jun | Jul | Aug | Sep | Oct | Nov | Dec | Thru Feb | % Change | Trending | Total |
|--|------|-----|-----|-----|-----|-----|-----|-----|-----|-----|-----|-----|-----|----------|----------|----------|-------|
| Administrative Law                       | 2015 | -   | -   | -   | 1   | -   | -   | -   | -   | -   | -   | -   | -   | 0        |          |          | 1     |
| Contested Divorce                        | 2015 | 7   | 12  | 9   | 9   | 12  | 9   | 6   | 5   | 9   | 3   | 5   | 8   | 19       | 0.0%     | ↔        | 94    |
|  | 2016 | 4   | 6   | -   | -   | -   | -   | -   | -   | -   | -   | -   | -   | 10       | -47.4%   | ▼        | 10    |
| Domestic and Family - Level 1            | 2015 | 2   | 6   | 5   | 1   | 1   | 4   | 6   | 4   | 4   | 1   | 7   | -   | 8        |          |          | 41    |
|  | 2016 | 3   | 10  | -   | -   | -   | -   | -   | -   | -   | -   | -   | -   | 13       | 62.5%    | ▲        | 13    |
| Domestic and Family - Level 2            | 2015 | 1   | 3   | 1   | -   | 1   | 3   | 1   | 1   | 2   | -   | 2   | -   | 4        |          |          | 15    |
|  | 2016 | 2   | 4   | -   | -   | -   | -   | -   | -   | -   | -   | -   | -   | 6        | 50.0%    | ▲        | 6     |
| General Civil - Level 1                  | 2015 | -   | -   | 1   | 1   | 2   | -   | -   | -   | -   | -   | 1   | 1   | 0        |          |          | 6     |
| General Civil - Level 2                  | 2015 | 9   | 4   | 6   | 9   | 8   | 1   | 3   | 7   | 5   | 17  | 6   | 11  | 13       | 0.0%     | ↔        | 86    |
|  | 2016 | 7   | 7   | -   | -   | -   | -   | -   | -   | -   | -   | -   | -   | 14       | 7.7%     | ▲        | 14    |
| General Civil - Level 3                  | 2015 | 1   | 7   | 9   | 5   | 8   | 1   | 3   | 5   | 5   | 7   | 2   | 2   | 8        |          |          | 55    |
|  | 2016 | 9   | 19  | -   | -   | -   | -   | -   | -   | -   | -   | -   | -   | 28       | 250.0%   | ▲        | 28    |
| Miscellaneous                            | 2015 | 125 | 114 | 90  | 115 | 64  | 61  | 83  | 41  | 124 | 88  | 73  | 97  | 239      |          |          | 1,075 |
|  | 2016 | 190 | 197 | -   | -   | -   | -   | -   | -   | -   | -   | -   | -   | 387      | 61.9%    | ▲        | 387   |
| Misdemeanor                              | 2015 | 46  | 18  | 65  | 38  | 34  | 39  | 32  | 47  | 35  | 43  | 53  | 53  | 64       |          |          | 503   |
|  | 2016 | 42  | 75  | -   | -   | -   | -   | -   | -   | -   | -   | -   | -   | 117      | 82.8%    | ▲        | 117   |
| Non-Capital Felonies and Related Matters | 2015 | 147 | 58  | 138 | 105 | 114 | 42  | 75  | 90  | 85  | 71  | 118 | 69  | 205      |          |          | 1,112 |
|  | 2016 | 122 | 101 | -   | -   | -   | -   | -   | -   | -   | -   | -   | -   | 223      | 8.8%     | ▲        | 223   |
| Other                                    | 2015 | 14  | 37  | 41  | 17  | 25  | 103 | 36  | 12  | 38  | 45  | 12  | 15  | 51       |          |          | 395   |
|  | 2016 | 12  | 38  | -   | -   | -   | -   | -   | -   | -   | -   | -   | -   | 50       | -2.0%    | ▼        | 50    |
| Other Criminally Related Matters         | 2015 | 2   | 7   | 16  | 1   | 8   | 7   | 5   | 8   | 6   | 13  | 13  | 4   | 9        |          |          | 90    |
|  | 2016 | 6   | 8   | -   | -   | -   | -   | -   | -   | -   | -   | -   | -   | 14       | 55.6%    | ▲        | 14    |
| Probates/Wills and Trusts - Level 1      | 2015 | -   | -   | 1   | 1   | 1   | -   | -   | -   | -   | -   | -   | -   | 0        |          |          | 3     |
|  | 2016 | -   | 2   | -   | -   | -   | -   | -   | -   | -   | -   | -   | -   | 2        | 0.0%     | ↔        | 2     |
| Probates/Wills and Trusts - Level 2      | 2015 | 1   | 1   | 3   | 1   | 3   | 1   | 5   | 2   | 2   | 4   | -   | -   | 2        |          |          | 23    |
|  | 2016 | 1   | 2   | -   | -   | -   | -   | -   | -   | -   | -   | -   | -   | 3        | 50.0%    | ▲        | 3     |
| Protective Orders                        | 2015 | -   | -   | -   | -   | -   | -   | -   | -   | -   | -   | -   | 1   | 0        |          |          | 1     |
| Uncontested Divorce                      | 2015 | 9   | 27  | 23  | 16  | 10  | 16  | 26  | 17  | 12  | 15  | 13  | 13  | 36       | 0.0%     | ↔        | 197   |
|  | 2016 | 8   | 19  | -   | -   | -   | -   | -   | -   | -   | -   | -   | -   | 27       | -25.0%   | ▼        | 27    |



Court: Patrick Circuit

Start/End Date: Jan-15 / Feb-16

2015 Average Month: 110

Jan-Feb 2015: 209

Filings Trending: ▲

Circuit/Court ID: 21

221141


Type of Case: Filings

2016 Average Month:159

Jan-Feb 2016 : 318

Overall AVG. Month: 117

Monthly Summary



Jan 15-Feb 16

Totals

|          | 2015  | 2016 |
|----------|-------|------|
| Civil    | 255   | 40   |
| Criminal | 651   | 148  |
| Other    | 409   | 130  |
| Total    | 1,315 | 318  |

Jan --- Feb Filings

209

2015

318

2016

Jan --- Feb Filings

|          | 2015 | 2016 | % Change | Trending |
|----------|------|------|----------|----------|
| Civil    | 57   | 40   | -29.8%   | ▼        |
| Criminal | 96   | 148  | 54.2%    | ▲        |
| Other    | 56   | 130  | 132.1%   | ▲        |
| Total    | 209  | 318  | 52.2%    | ▲        |

|      | Jan | Feb | Mar | Apr | May | Jun | Jul | Aug | Sep | Oct | Nov | Dec | Thru Feb | % Change | Trending | Total |
|------|-----|-----|-----|-----|-----|-----|-----|-----|-----|-----|-----|-----|----------|----------|----------|-------|
| 2015 | 63  | 146 | 141 | 98  | 119 | 115 | 77  | 116 | 93  | 169 | 77  | 101 | 209      |          |          | 1,315 |
| 2016 | 95  | 223 | -   | -   | -   | -   | -   | -   | -   | -   | -   | -   | 318      | 52.2%    | ▲        | 318   |

|  |      | Jan | Feb | Mar | Apr | May | Jun | Jul | Aug | Sep | Oct | Nov | Dec | Thru Feb | % Change | Trending | Total |
|--|------|-----|-----|-----|-----|-----|-----|-----|-----|-----|-----|-----|-----|----------|----------|----------|-------|
| Contested Divorce                        | 2015 | 4   | 1   | 1   | 1   | 1   | 4   | 4   | 3   | 1   | 1   | 2   | 3   | 5        |          |          | 26    |
|  | 2016 | 2   | 2   | -   | -   | -   | -   | -   | -   | -   | -   | -   | -   | 4        | -20.0%   | ▼        | 4     |
| Domestic and Family - Level 1            | 2015 | 1   | 6   | -   | -   | 2   | 1   | 2   | -   | 1   | 2   | 1   | -   | 7        |          |          | 16    |
|  | 2016 | -   | 3   | -   | -   | -   | -   | -   | -   | -   | -   | -   | -   | 3        | -57.1%   | ▼        | 3     |
| Domestic and Family - Level 2            | 2015 | -   | 1   | -   | 3   | 1   | 1   | -   | -   | -   | -   | -   | 1   | 1        |          |          | 7     |
| General Civil - Level 1                  | 2015 | 1   | -   | -   | 1   | -   | -   | -   | -   | -   | -   | -   | -   | 1        |          |          | 2     |
|  | 2016 | 4   | 1   | 1   | 2   | -   | 2   | 1   | 1   | 1   | 2   | -   | 1   | 5        |          |          | 16    |
| General Civil - Level 2                  | 2015 | 4   | 1   | 1   | 2   | -   | 2   | 1   | 1   | 1   | 2   | -   | 1   | 5        |          |          | 16    |
|  | 2016 | 2   | 2   | -   | -   | -   | -   | -   | -   | -   | -   | -   | -   | 4        | -20.0%   | ▼        | 4     |
| General Civil - Level 3                  | 2015 | 5   | 2   | 1   | 2   | -   | 3   | 3   | 2   | 4   | 1   | 2   | 3   | 7        |          |          | 28    |
|  | 2016 | -   | 5   | -   | -   | -   | -   | -   | -   | -   | -   | -   | -   | 5        | -28.6%   | ▼        | 5     |
| Miscellaneous                            | 2015 | 10  | 64  | 56  | 31  | 44  | 54  | 9   | 85  | 15  | 48  | 36  | 36  | 74       |          |          | 488   |
|  | 2016 | 36  | 102 | -   | -   | -   | -   | -   | -   | -   | -   | -   | -   | 138      | 86.5%    | ▲        | 138   |
| Misdemeanor                              | 2015 | 5   | 11  | 33  | 20  | 18  | 11  | 14  | 7   | 17  | 29  | 9   | 11  | 16       |          |          | 185   |
|  | 2016 | 9   | 25  | -   | -   | -   | -   | -   | -   | -   | -   | -   | -   | 34       | 112.5%   | ▲        | 34    |
| Non-Capital Felonies and Related Matters | 2015 | 16  | 45  | 41  | 14  | 36  | 33  | 16  | 15  | 48  | 47  | 9   | 38  | 61       |          |          | 358   |
|  | 2016 | 35  | 66  | -   | -   | -   | -   | -   | -   | -   | -   | -   | -   | 101      | 65.6%    | ▲        | 101   |
| Other Criminally Related Matters         | 2015 | 11  | 8   | -   | 10  | 14  | -   | 23  | 1   | -   | 30  | 9   | 2   | 19       |          |          | 108   |
|  | 2016 | 2   | 11  | -   | -   | -   | -   | -   | -   | -   | -   | -   | -   | 13       | -31.6%   | ▼        | 13    |
| Probates/Wills and Trusts - Le           | 2015 | -   | -   | -   | -   | -   | -   | -   | -   | -   | -   | 1   | -   | 0        |          |          | 1     |
| Probates/Wills and Trusts - Le           | 2015 | -   | -   | -   | 2   | -   | -   | 1   | -   | -   | 2   | -   | 1   | 0        | 0.0%     | ↔        | 6     |
| Protective Orders                        | 2015 | -   | -   | -   | 1   | -   | -   | -   | -   | -   | -   | -   | -   | 0        | 0.0%     | ↔        | 1     |
| Uncontested Divorce                      | 2015 | 6   | 7   | 8   | 11  | 3   | 6   | 4   | 2   | 6   | 7   | 8   | 5   | 13       | 0.0%     | ↔        | 73    |
|  | 2016 | 9   | 7   | -   | -   | -   | -   | -   | -   | -   | -   | -   | -   | 16       | 23.1%    | ▲        | 16    |

Court: Martinsville Circuit

Start/End Date: Jan-15 / Feb-16

2015 Average Month: 146

Jan-Feb 2015: 246

Filings Trending: ▲

Circuit/Court ID: 21

221690


Type of Case: Filings

2016 Average Month:176

Jan-Feb 2016 : 351

Overall AVG. Month: 150

Monthly Summary



Jan 15-Feb 16

Totals

|          | 2015  | 2016 |
|----------|-------|------|
| Civil    | 268   | 31   |
| Criminal | 1,258 | 275  |
| Other    | 228   | 45   |
| Total    | 1,754 | 351  |

Jan --- Feb Filings

246

2015

351

2016

Jan --- Feb Filings

|          | 2015 | 2016 | % Change | Trending |
|----------|------|------|----------|----------|
| Civil    | 36   | 31   | -13.9%   | ▼        |
| Criminal | 169  | 275  | 62.7%    | ▲        |
| Other    | 41   | 45   | 9.8%     | ▲        |
| Total    | 246  | 351  | 42.7%    | ▲        |


|      | Jan | Feb | Mar | Apr | May | Jun | Jul | Aug | Sep | Oct | Nov | Dec | Thru Feb | % Change | Trending | Total |
|------|-----|-----|-----|-----|-----|-----|-----|-----|-----|-----|-----|-----|----------|----------|----------|-------|
| 2015 | 130 | 116 | 117 | 172 | 223 | 131 | 256 | 102 | 105 | 136 | 181 | 85  | 246      |          |          | 1,754 |
| 2016 | 74  | 277 | -   | -   | -   | -   | -   | -   | -   | -   | -   | -   | 351      | 42.7%    | ▲        | 351   |

|  |      | Jan | Feb | Mar | Apr | May | Jun | Jul | Aug | Sep | Oct | Nov | Dec | Thru Feb | % Change | Trending | Total |
|--|------|-----|-----|-----|-----|-----|-----|-----|-----|-----|-----|-----|-----|----------|----------|----------|-------|
| Administrative Law                       | 2015 | -   | -   | -   | -   | -   | -   | 1   | -   | -   | -   | -   | -   | 0        |          |          | 1     |
| Contested Divorce                        | 2015 | 1   | 2   | 1   | 4   | 3   | 2   | 3   | 2   | -   | 4   | 1   | -   | 3        | 0.0%     | ↔        | 23    |
|  | 2016 | 2   | -   | -   | -   | -   | -   | -   | -   | -   | -   | -   | -   | 2        | -33.3%   | ▼        | 2     |
| Domestic and Family - Level 1            | 2015 | -   | 1   | 2   | 1   | -   | 6   | -   | -   | -   | 8   | -   | 4   | 1        |          |          | 22    |
| Domestic and Family - Level 2            | 2015 | -   | 1   | -   | -   | -   | -   | -   | -   | -   | 2   | 1   | -   | 1        |          |          | 4     |
|  | 2016 | 6   | 1   | -   | -   | -   | -   | -   | -   | -   | -   | -   | -   | 7        | 600.0%   | ▲        | 7     |
| General Civil - Level 1                  | 2015 | 3   | -   | 2   | -   | 1   | -   | 1   | -   | 1   | -   | -   | -   | 3        |          |          | 8     |
| General Civil - Level 2                  | 2015 | 3   | 2   | 1   | 5   | -   | 2   | 1   | 3   | 7   | 1   | 1   | 2   | 5        |          |          | 28    |
|  | 2016 | 1   | 2   | -   | -   | -   | -   | -   | -   | -   | -   | -   | -   | 3        | -40.0%   | ▼        | 3     |
| General Civil - Level 3                  | 2015 | 1   | 1   | 1   | -   | 1   | -   | 1   | -   | -   | 4   | -   | 2   | 2        |          |          | 11    |
|  | 2016 | 1   | 2   | -   | -   | -   | -   | -   | -   | -   | -   | -   | -   | 3        | 50.0%    | ▲        | 3     |
| Miscellaneous                            | 2015 | 15  | 11  | 15  | 9   | 11  | 16  | 25  | 19  | 13  | 18  | 14  | 16  | 26       |          |          | 182   |
|  | 2016 | 14  | 10  | -   | -   | -   | -   | -   | -   | -   | -   | -   | -   | 24       | -7.7%    | ▼        | 24    |
| Misdemeanor                              | 2015 | 23  | 12  | 17  | 27  | 22  | 18  | 100 | 29  | 19  | 27  | 40  | 15  | 35       |          |          | 349   |
|  | 2016 | 9   | 28  | -   | -   | -   | -   | -   | -   | -   | -   | -   | -   | 37       | 5.7%     | ▲        | 37    |
| Non-Capital Felonies and Related Matters | 2015 | 55  | 67  | 32  | 83  | 167 | 67  | 96  | 29  | 48  | 52  | 110 | 35  | 122      |          |          | 841   |
|  | 2016 | 25  | 206 | -   | -   | -   | -   | -   | -   | -   | -   | -   | -   | 231      | 89.3%    | ▲        | 231   |
| Other                                    | 2015 | 18  | 8   | 15  | 21  | 9   | 11  | 10  | 14  | 9   | 10  | 9   | 7   | 26       |          |          | 141   |
|  | 2016 | 11  | 16  | -   | -   | -   | -   | -   | -   | -   | -   | -   | -   | 27       | 3.8%     | ▲        | 27    |
| Other Criminally Related Matters         | 2015 | 8   | 4   | 19  | 11  | 3   | 3   | 5   | 2   | 5   | 2   | 4   | 3   | 12       |          |          | 69    |
|  | 2016 | 1   | 6   | -   | -   | -   | -   | -   | -   | -   | -   | -   | -   | 7        | -41.7%   | ▼        | 7     |
| Probates/Wills and Trusts - Level 2      | 2015 | 1   | -   | -   | 1   | 1   | 2   | 2   | -   | 1   | -   | -   | -   | 1        |          |          | 8     |
|  | 2016 | 1   | 2   | -   | -   | -   | -   | -   | -   | -   | -   | -   | -   | 3        | 200.0%   | ▲        | 3     |
| Uncontested Divorce                      | 2015 | 2   | 7   | 12  | 10  | 5   | 4   | 11  | 4   | 2   | 8   | 1   | 1   | 9        |          |          | 67    |
|  | 2016 | 3   | 4   | -   | -   | -   | -   | -   | -   | -   | -   | -   | -   | 7        | -22.2%   | ▼        | 7     |

Court: Franklin County Circuit  
Start/End Date: Jan-15 / Feb-16  
2015 Average Month: 315  
Jan-Feb 2015: 505  
Filings Trending: ▲

Circuit/Court ID: 22  
222067  
Type of Case: Filings  
2016 Average Month:347  
Jan-Feb 2016 : 693  
Overall AVG. Month: 319

Monthly  
Summary



Jan 15-Feb 16

Totals

|          | 2015  | 2016 |
|----------|-------|------|
| Civil    | 822   | 103  |
| Criminal | 1,861 | 263  |
| Other    | 1,096 | 327  |
| Total    | 3,779 | 693  |

Jan --- Feb Filings

505

2015

693

2016

Jan --- Feb Filings

|          | 2015 | 2016 | % Change | Trending |
|----------|------|------|----------|----------|
| Civil    | 108  | 103  | -4.6%    | ▼        |
| Criminal | 237  | 263  | 11.0%    | ▲        |
| Other    | 160  | 327  | 104.4%   | ▲        |
| Total    | 505  | 693  | 37.2%    | ▲        |

|      | Jan | Feb | Mar | Apr | May | Jun | Jul | Aug | Sep | Oct | Nov | Dec | Thru Feb | % Change | Trending | Total |
|------|-----|-----|-----|-----|-----|-----|-----|-----|-----|-----|-----|-----|----------|----------|----------|-------|
| 2015 | 286 | 219 | 418 | 308 | 355 | 272 | 238 | 326 | 372 | 260 | 337 | 388 | 505      |          |          | 3,779 |
| 2016 | 354 | 339 | -   | -   | -   | -   | -   | -   | -   | -   | -   | -   | 693      | 37.2%    | ▲        | 693   |

|  |      | Jan | Feb | Mar | Apr | May | Jun | Jul | Aug | Sep | Oct | Nov | Dec | Thru Feb | % Change | Trending | Total |
|--|------|-----|-----|-----|-----|-----|-----|-----|-----|-----|-----|-----|-----|----------|----------|----------|-------|
| Administrative Law                       | 2015 | -   | -   | 2   | -   | -   | -   | -   | -   | -   | -   | -   | -   | 0        |          |          | 2     |
| Capital Murder                           | 2015 | -   | 2   | -   | -   | -   | -   | -   | -   | -   | -   | -   | -   | 2        | 0.0%     | ↔        | 2     |
| Contested Divorce                        | 2015 | 8   | 9   | 7   | 8   | 5   | 10  | 5   | 5   | 5   | 6   | 6   | 2   | 17       |          |          | 76    |
|  | 2016 | 7   | 6   | -   | -   | -   | -   | -   | -   | -   | -   | -   | -   | 13       | -23.5%   | ▼        | 13    |
| Domestic and Family - Level 1            | 2015 | 12  | 10  | 13  | 8   | 6   | 10  | 5   | 17  | 15  | 8   | 5   | 32  | 22       |          |          | 141   |
|  | 2016 | 2   | 5   | -   | -   | -   | -   | -   | -   | -   | -   | -   | -   | 7        | -68.2%   | ▼        | 7     |
| Domestic and Family - Level 2            | 2015 | 1   | -   | 2   | 3   | 4   | 1   | 2   | 3   | -   | 3   | 2   | -   | 1        |          |          | 21    |
|  | 2016 | 3   | 5   | -   | -   | -   | -   | -   | -   | -   | -   | -   | -   | 8        | 700.0%   | ▲        | 8     |
| General Civil - Level 1                  | 2015 | -   | -   | 1   | -   | 1   | -   | 1   | -   | 1   | -   | 1   | -   | 0        |          |          | 5     |
| General Civil - Level 2                  | 2015 | 5   | 9   | 5   | 6   | 11  | 11  | 5   | 12  | 6   | 6   | 8   | 8   | 14       | 0.0%     | ↔        | 92    |
|  | 2016 | 5   | 3   | -   | -   | -   | -   | -   | -   | -   | -   | -   | -   | 8        | -42.9%   | ▼        | 8     |
| General Civil - Level 3                  | 2015 | 2   | 5   | 3   | 4   | 9   | 8   | 12  | 11  | 14  | 5   | 7   | 15  | 7        |          |          | 95    |
|  | 2016 | 1   | 3   | -   | -   | -   | -   | -   | -   | -   | -   | -   | -   | 4        | -42.9%   | ▼        | 4     |
| Miscellaneous                            | 2015 | 102 | 84  | 109 | 107 | 81  | 65  | 89  | 113 | 135 | 104 | 98  | 199 | 186      |          |          | 1,286 |
|  | 2016 | 183 | 174 | -   | -   | -   | -   | -   | -   | -   | -   | -   | -   | 357      | 91.9%    | ▲        | 357   |
| Misdemeanor                              | 2015 | 33  | 30  | 91  | 51  | 74  | 19  | 35  | 45  | 50  | 30  | 41  | 42  | 63       |          |          | 541   |
|  | 2016 | 53  | 44  | -   | -   | -   | -   | -   | -   | -   | -   | -   | -   | 97       | 54.0%    | ▲        | 97    |
| Non-Capital Felonies and Related Matters | 2015 | 112 | 56  | 153 | 100 | 140 | 133 | 62  | 96  | 119 | 76  | 148 | 66  | 168      |          |          | 1,261 |
|  | 2016 | 80  | 78  | -   | -   | -   | -   | -   | -   | -   | -   | -   | -   | 158      | -6.0%    | ▼        | 158   |
| Other                                    | 2015 | -   | -   | 1   | 2   | 2   | 1   | -   | -   | 1   | 1   | 1   | -   | 0        |          |          | 9     |
|  | 2016 | 1   | -   | -   | -   | -   | -   | -   | -   | -   | -   | -   | -   | 1        | 0.0%     | ↔        | 1     |
| Other Criminally Related Matters         | 2015 | 1   | 3   | 5   | 1   | 3   | 1   | 10  | 7   | 4   | 8   | 5   | 10  | 4        |          |          | 58    |
|  | 2016 | 5   | 4   | -   | -   | -   | -   | -   | -   | -   | -   | -   | -   | 9        | 125.0%   | ▲        | 9     |
| Probates/Wills and Trusts - Le           | 2015 | -   | -   | -   | 1   | 1   | 1   | -   | -   | -   | -   | -   | -   | 0        |          |          | 3     |
| Probates/Wills and Trusts - Level 2      | 2015 | -   | -   | 3   | 1   | -   | 1   | 1   | 1   | 2   | 2   | 1   | 1   | 0        | 0.0%     | ↔        | 13    |
|  | 2016 | 3   | 1   | -   | -   | -   | -   | -   | -   | -   | -   | -   | -   | 4        | 0.0%     | ↔        | 4     |
| Uncontested Divorce                      | 2015 | 10  | 11  | 23  | 16  | 18  | 11  | 11  | 16  | 20  | 11  | 14  | 13  | 21       |          |          | 174   |
|  | 2016 | 11  | 16  | -   | -   | -   | -   | -   | -   | -   | -   | -   | -   | 27       | 28.6%    | ▲        | 27    |

Court: Pittsylvania Circuit

Start/End Date: Jan-15 / Feb-16

2015 Average Month: 311

Jan-Feb 2015: 588

Filings Trending: ▲

Circuit/Court ID: 22

222143


Type of Case: Filings

2016 Average Month:492

Jan-Feb 2016 : 984

Overall AVG. Month: 337

Monthly Summary



Jan 15-Feb 16

Totals

|          | 2015  | 2016 |
|----------|-------|------|
| Civil    | 696   | 117  |
| Criminal | 1,342 | 213  |
| Other    | 1,695 | 654  |
| Total    | 3,733 | 984  |

Jan --- Feb Filings

588

2015

984

2016

Jan --- Feb Filings

|          | 2015 | 2016 | % Change | Trending |
|----------|------|------|----------|----------|
| Civil    | 118  | 117  | -0.8%    | ▼        |
| Criminal | 222  | 213  | -4.1%    | ▼        |
| Other    | 248  | 654  | 163.7%   | ▲        |
| Total    | 588  | 984  | 67.3%    | ▲        |

|      | Jan | Feb | Mar | Apr | May | Jun | Jul | Aug | Sep | Oct | Nov | Dec | Thru Feb | % Change | Trending | Total |
|------|-----|-----|-----|-----|-----|-----|-----|-----|-----|-----|-----|-----|----------|----------|----------|-------|
| 2015 | 233 | 355 | 317 | 344 | 203 | 263 | 267 | 338 | 390 | 342 | 319 | 362 | 588      |          |          | 3,733 |
| 2016 | 424 | 560 | -   | -   | -   | -   | -   | -   | -   | -   | -   | -   | 984      | 67.3%    | ▲        | 984   |

|  |      | Jan | Feb | Mar | Apr | May | Jun | Jul | Aug | Sep | Oct | Nov | Dec | Thru Feb | % Change | Trending | Total |
|--|------|-----|-----|-----|-----|-----|-----|-----|-----|-----|-----|-----|-----|----------|----------|----------|-------|
| Administrative Law                       | 2015 | -   | -   | -   | -   | 1   | -   | -   | 1   | -   | 1   | -   | -   | 0        |          |          | 3     |
| Capital Murder                           | 2015 | -   | -   | -   | -   | -   | -   | -   | -   | -   | -   | -   | 1   | 0        | 0.0%     | ↔        | 1     |
| Contested Divorce                        | 2015 | 3   | 5   | 6   | 7   | 5   | 5   | 7   | 10  | 9   | 6   | 3   | 4   | 8        | 0.0%     | ↔        | 70    |
|  | 2016 | 2   | 7   | -   | -   | -   | -   | -   | -   | -   | -   | -   | -   | 9        | 12.5%    | ▲        | 9     |
| Domestic and Family - Level 1            | 2015 | 2   | 5   | 17  | 2   | 1   | 6   | 5   | 14  | 29  | 9   | 10  | 1   | 7        |          |          | 101   |
|  | 2016 | 6   | 35  | -   | -   | -   | -   | -   | -   | -   | -   | -   | -   | 41       | 485.7%   | ▲        | 41    |
| Domestic and Family - Level 2            | 2015 | 1   | 1   | -   | 2   | -   | -   | 4   | 3   | 1   | 9   | 4   | 1   | 2        |          |          | 26    |
|  | 2016 | 2   | 2   | -   | -   | -   | -   | -   | -   | -   | -   | -   | -   | 4        | 100.0%   | ▲        | 4     |
| General Civil - Level 1                  | 2015 | -   | 2   | 1   | -   | -   | -   | -   | -   | 1   | 2   | -   | 1   | 2        |          |          | 7     |
| General Civil - Level 2                  | 2015 | 4   | 11  | 4   | 7   | 5   | 5   | 5   | 3   | 7   | 4   | 1   | 6   | 15       |          |          | 62    |
|  | 2016 | -   | 3   | -   | -   | -   | -   | -   | -   | -   | -   | -   | -   | 3        | -80.0%   | ▼        | 3     |
| General Civil - Level 3                  | 2015 | -   | 19  | 7   | 2   | 2   | 8   | 10  | 8   | 8   | 4   | 2   | 3   | 19       |          |          | 73    |
|  | 2016 | 4   | 5   | -   | -   | -   | -   | -   | -   | -   | -   | -   | -   | 9        | -52.6%   | ▼        | 9     |
| Miscellaneous                            | 2015 | 111 | 103 | 137 | 102 | 90  | 93  | 113 | 134 | 167 | 151 | 137 | 218 | 214      |          |          | 1,556 |
|  | 2016 | 271 | 320 | -   | -   | -   | -   | -   | -   | -   | -   | -   | -   | 591      | 176.2%   | ▲        | 591   |
| Misdemeanor                              | 2015 | 13  | 42  | 18  | 48  | 16  | 31  | 19  | 33  | 31  | 39  | 27  | 22  | 55       |          |          | 339   |
|  | 2016 | 30  | 29  | -   | -   | -   | -   | -   | -   | -   | -   | -   | -   | 59       | 7.3%     | ▲        | 59    |
| Non-Capital Felonies and Related Matters | 2015 | 53  | 103 | 79  | 124 | 34  | 69  | 58  | 79  | 95  | 79  | 97  | 70  | 156      |          |          | 940   |
|  | 2016 | 44  | 97  | -   | -   | -   | -   | -   | -   | -   | -   | -   | -   | 141      | -9.6%    | ▼        | 141   |
| Other                                    | 2015 | 28  | 40  | 28  | 31  | 23  | 31  | 24  | 26  | 26  | 24  | 18  | 24  | 68       |          |          | 323   |
|  | 2016 | 50  | 42  | -   | -   | -   | -   | -   | -   | -   | -   | -   | -   | 92       | 35.3%    | ▲        | 92    |
| Other Criminally Related Matters         | 2015 | 8   | 3   | 6   | 5   | 10  | 1   | 5   | 6   | 2   | 6   | 8   | 4   | 11       |          |          | 64    |
|  | 2016 | 7   | 7   | -   | -   | -   | -   | -   | -   | -   | -   | -   | -   | 14       | 27.3%    | ▲        | 14    |
| Probates/Wills and Trusts - Le           | 2015 | -   | -   | -   | -   | -   | -   | -   | -   | 1   | -   | -   | -   | 0        |          |          | 1     |
| Probates/Wills and Trusts - Level 2      | 2015 | -   | 1   | 4   | 1   | 1   | 2   | 1   | 2   | -   | 2   | -   | 2   | 1        | 0.0%     | ↔        | 16    |
|  | 2016 | -   | 2   | -   | -   | -   | -   | -   | -   | -   | -   | -   | -   | 2        | 100.0%   | ▲        | 2     |
| Uncontested Divorce                      | 2015 | 10  | 20  | 10  | 13  | 15  | 12  | 16  | 19  | 13  | 6   | 12  | 5   | 30       |          |          | 151   |
|  | 2016 | 8   | 11  | -   | -   | -   | -   | -   | -   | -   | -   | -   | -   | 19       | -36.7%   | ▼        | 19    |

Court: Danville Circuit

Start/End Date: Jan-15 / Feb-16

2015 Average Month: 331

Jan-Feb 2015: 496

Filings Trending: ▲

Circuit/Court ID: 22

222590


Type of Case: Filings

2016 Average Month:408

Jan-Feb 2016 : 816

Overall AVG. Month: 342

Monthly Summary



Jan 15-Feb 16

Totals

|          | 2015  | 2016 |
|----------|-------|------|
| Civil    | 641   | 112  |
| Criminal | 2,926 | 569  |
| Other    | 406   | 135  |
| Total    | 3,973 | 816  |

Jan --- Feb Filings

496

816

2015

2016

Jan --- Feb Filings

|          | 2015 | 2016 | % Change | Trending |
|----------|------|------|----------|----------|
| Civil    | 87   | 112  | 28.7%    | ▲        |
| Criminal | 336  | 569  | 69.3%    | ▲        |
| Other    | 73   | 135  | 84.9%    | ▲        |
| Total    | 496  | 816  | 64.5%    | ▲        |

|      | Jan | Feb | Mar | Apr | May | Jun | Jul | Aug | Sep | Oct | Nov | Dec | Thru Feb | % Change | Trending | Total |
|------|-----|-----|-----|-----|-----|-----|-----|-----|-----|-----|-----|-----|----------|----------|----------|-------|
| 2015 | 232 | 264 | 376 | 405 | 259 | 366 | 273 | 507 | 221 | 400 | 340 | 330 | 496      |          |          | 3,973 |
| 2016 | 415 | 401 | -   | -   | -   | -   | -   | -   | -   | -   | -   | -   | 816      | 64.5%    | ▲        | 816   |

|  |      | Jan | Feb | Mar | Apr | May | Jun | Jul | Aug | Sep | Oct | Nov | Dec | Thru Feb | % Change | Trending | Total |
|--|------|-----|-----|-----|-----|-----|-----|-----|-----|-----|-----|-----|-----|----------|----------|----------|-------|
| Administrative Law                       | 2015 | -   | -   | -   | -   | -   | -   | -   | 1   | 1   | -   | -   | 4   | 0        |          |          | 6     |
|  | 2016 | 5   | 8   | -   | -   | -   | -   | -   | -   | -   | -   | -   | 13  | 13       | 0.0%     | ↔        | 13    |
| Contested Divorce                        | 2015 | 3   | 5   | 3   | 3   | 2   | -   | 6   | 3   | 5   | 3   | 1   | 1   | 8        |          |          | 35    |
|  | 2016 | 1   | 5   | -   | -   | -   | -   | -   | -   | -   | -   | -   | 6   | 6        | -25.0%   | ▼        | 6     |
| Domestic and Family - Level 1            | 2015 | 5   | 5   | 5   | 10  | 8   | 8   | 5   | 20  | 5   | 10  | 9   | 8   | 10       |          |          | 98    |
|  | 2016 | 17  | 14  | -   | -   | -   | -   | -   | -   | -   | -   | -   | -   | 31       | 210.0%   | ▲        | 31    |
| Domestic and Family - Level 2            | 2015 | 3   | 1   | 4   | 3   | 9   | 6   | 3   | 8   | 5   | 5   | 7   | 4   | 4        |          |          | 58    |
|  | 2016 | 5   | 3   | -   | -   | -   | -   | -   | -   | -   | -   | -   | -   | 8        | 100.0%   | ▲        | 8     |
| General Civil - Level 1                  | 2015 | -   | -   | -   | 1   | 1   | -   | -   | -   | -   | -   | 1   | 1   | 0        |          |          | 4     |
|  | 2016 | 1   | -   | -   | -   | -   | -   | -   | -   | -   | -   | -   | -   | 1        | 0.0%     | ↔        | 1     |
| General Civil - Level 2                  | 2015 | 3   | 5   | 3   | 5   | 3   | 8   | 6   | 6   | 3   | 11  | 5   | 10  | 8        |          |          | 68    |
|  | 2016 | 5   | 2   | -   | -   | -   | -   | -   | -   | -   | -   | -   | -   | 7        | -12.5%   | ▼        | 7     |
| General Civil - Level 3                  | 2015 | 10  | 7   | 2   | 1   | 6   | 5   | 8   | 10  | 7   | 7   | 5   | 5   | 17       |          |          | 73    |
|  | 2016 | 1   | 6   | -   | -   | -   | -   | -   | -   | -   | -   | -   | -   | 7        | -58.8%   | ▼        | 7     |
| Miscellaneous                            | 2015 | 40  | 52  | 58  | 45  | 35  | 40  | 49  | 41  | 57  | 62  | 42  | 56  | 92       |          |          | 577   |
|  | 2016 | 73  | 90  | -   | -   | -   | -   | -   | -   | -   | -   | -   | -   | 163      | 77.2%    | ▲        | 163   |
| Misdemeanor                              | 2015 | 41  | 85  | 58  | 140 | 34  | 160 | 54  | 115 | 36  | 109 | 110 | 126 | 126      |          |          | 1,068 |
|  | 2016 | 49  | 124 | -   | -   | -   | -   | -   | -   | -   | -   | -   | -   | 173      | 37.3%    | ▲        | 173   |
| Non-Capital Felonies and Related Matters | 2015 | 111 | 92  | 217 | 172 | 148 | 121 | 121 | 278 | 91  | 181 | 146 | 106 | 203      |          |          | 1,784 |
|  | 2016 | 249 | 134 | -   | -   | -   | -   | -   | -   | -   | -   | -   | -   | 383      | 88.7%    | ▲        | 383   |
| Other                                    | 2015 | -   | -   | -   | -   | -   | -   | -   | 1   | -   | -   | -   | 3   | 0        |          |          | 4     |
|  | 2016 | -   | -   | -   | -   | -   | -   | -   | -   | -   | -   | -   | -   | -        |          |          | -     |
| Other Criminally Related Matters         | 2015 | 6   | 2   | 8   | 10  | 1   | 7   | 7   | 16  | 4   | 4   | 8   | 4   | 8        | 0.0%     | ↔        | 77    |
|  | 2016 | 4   | 9   | -   | -   | -   | -   | -   | -   | -   | -   | -   | -   | 13       | 62.5%    | ▲        | 13    |
| Probates/Wills and Trusts - Le           | 2015 | -   | -   | -   | -   | 1   | -   | -   | -   | -   | -   | -   | -   | 0        |          |          | 1     |
| Probates/Wills and Trusts - Le           | 2015 | 2   | -   | 3   | 1   | 3   | -   | 2   | -   | 1   | 1   | -   | 2   | 2        | 0.0%     | ↔        | 15    |
| Protective Orders                        | 2015 | 1   | -   | -   | -   | -   | 1   | 2   | -   | 1   | 1   | -   | -   | 1        |          |          | 6     |
|  | 2016 | 2   | 1   | -   | -   | -   | -   | -   | -   | -   | -   | -   | -   | 3        | 200.0%   | ▲        | 3     |
| Uncontested Divorce                      | 2015 | 7   | 10  | 15  | 14  | 8   | 10  | 10  | 8   | 5   | 6   | 6   | -   | 17       |          |          | 99    |
|  | 2016 | 3   | 5   | -   | -   | -   | -   | -   | -   | -   | -   | -   | -   | 8        | -52.9%   | ▼        | 8     |

Court: Roanoke County Circuit

Start/End Date: Jan-15 / Feb-16

2015 Average Month: 383

Jan-Feb 2015: 686

Filings Trending: ▲

Circuit/Court ID: 23

223161


Type of Case: Filings

2016 Average Month: 476

Jan-Feb 2016 : 951

Overall AVG. Month: 397

Monthly Summary



Jan 15-Feb 16

Totals

|          | 2015  | 2016 |
|----------|-------|------|
| Civil    | 1,081 | 180  |
| Criminal | 1,791 | 325  |
| Other    | 1,729 | 446  |
| Total    | 4,601 | 951  |

Jan --- Feb Filings

686

951

2015

2016

Jan --- Feb Filings

|          | 2015 | 2016 | % Change | Trending |
|----------|------|------|----------|----------|
| Civil    | 184  | 180  | -2.2%    | ▼        |
| Criminal | 223  | 325  | 45.7%    | ▲        |
| Other    | 279  | 446  | 59.9%    | ▲        |
| Total    | 686  | 951  | 38.6%    | ▲        |

|      | Jan | Feb | Mar | Apr | May | Jun | Jul | Aug | Sep | Oct | Nov | Dec | Thru Feb | % Change | Trending | Total |
|------|-----|-----|-----|-----|-----|-----|-----|-----|-----|-----|-----|-----|----------|----------|----------|-------|
| 2015 | 365 | 321 | 327 | 385 | 342 | 378 | 400 | 429 | 364 | 387 | 374 | 529 | 686      |          |          | 4,601 |
| 2016 | 421 | 530 | -   | -   | -   | -   | -   | -   | -   | -   | -   | -   | 951      | 38.6%    | ▲        | 951   |

|  |      | Jan | Feb | Mar | Apr | May | Jun | Jul | Aug | Sep | Oct | Nov | Dec | Thru Feb | % Change | Trending | Total |
|--|------|-----|-----|-----|-----|-----|-----|-----|-----|-----|-----|-----|-----|----------|----------|----------|-------|
| Administrative Law                       | 2015 | -   | 1   | 1   | -   | -   | 1   | 1   | 1   | 2   | -   | -   | -   | 1        |          |          | 7     |
|  | 2016 | 2   | -   | -   | -   | -   | -   | -   | -   | -   | -   | -   | -   | 2        | 100.0%   | ▲        | 2     |
| Contested Divorce                        | 2015 | 12  | 10  | 14  | 8   | 12  | 7   | 9   | 13  | 12  | 8   | 10  | 7   | 22       |          |          | 122   |
|  | 2016 | 4   | 10  | -   | -   | -   | -   | -   | -   | -   | -   | -   | -   | 14       | -36.4%   | ▼        | 14    |
| Domestic and Family - Level 1            | 2015 | 9   | 3   | 26  | 15  | 13  | 5   | 5   | 6   | 21  | 12  | 3   | 5   | 12       |          |          | 123   |
|  | 2016 | 8   | 15  | -   | -   | -   | -   | -   | -   | -   | -   | -   | -   | 23       | 91.7%    | ▲        | 23    |
| Domestic and Family - Level 2            | 2015 | 3   | 3   | 7   | 7   | 5   | 8   | 2   | 2   | 1   | 4   | 4   | 2   | 6        |          |          | 48    |
|  | 2016 | -   | 2   | -   | -   | -   | -   | -   | -   | -   | -   | -   | -   | 2        | -66.7%   | ▼        | 2     |
| General Civil - Level 1                  | 2015 | -   | 1   | -   | -   | -   | 1   | 1   | 3   | 1   | 2   | -   | -   | 1        |          |          | 9     |
| General Civil - Level 2                  | 2015 | 12  | 10  | 16  | 11  | 16  | 11  | 10  | 12  | 12  | 6   | 7   | 11  | 22       |          |          | 134   |
|  | 2016 | 10  | 6   | -   | -   | -   | -   | -   | -   | -   | -   | -   | -   | 16       | -27.3%   | ▼        | 16    |
| General Civil - Level 3                  | 2015 | 15  | 7   | 4   | 3   | 6   | 6   | 9   | 6   | 7   | 7   | 6   | 4   | 22       |          |          | 80    |
|  | 2016 | 1   | 18  | -   | -   | -   | -   | -   | -   | -   | -   | -   | -   | 19       | -13.6%   | ▼        | 19    |
| Miscellaneous                            | 2015 | 186 | 137 | 135 | 136 | 122 | 103 | 170 | 145 | 163 | 171 | 163 | 340 | 323      |          |          | 1,971 |
|  | 2016 | 265 | 234 | -   | -   | -   | -   | -   | -   | -   | -   | -   | -   | 499      | 54.5%    | ▲        | 499   |
| Misdemeanor                              | 2015 | 9   | 17  | 19  | 43  | 35  | 45  | 29  | 49  | 30  | 21  | 51  | 39  | 26       |          |          | 387   |
|  | 2016 | 22  | 54  | -   | -   | -   | -   | -   | -   | -   | -   | -   | -   | 76       | 192.3%   | ▲        | 76    |
| Non-Capital Felonies and Related Matters | 2015 | 86  | 104 | 65  | 131 | 86  | 140 | 119 | 160 | 83  | 126 | 92  | 90  | 190      |          |          | 1,282 |
|  | 2016 | 83  | 150 | -   | -   | -   | -   | -   | -   | -   | -   | -   | -   | 233      | 22.6%    | ▲        | 233   |
| Other                                    | 2015 | 1   | 1   | -   | -   | -   | 2   | 2   | -   | -   | 1   | 1   | 1   | 2        |          |          | 9     |
|  | 2016 | -   | 3   | -   | -   | -   | -   | -   | -   | -   | -   | -   | -   | 3        | 50.0%    | ▲        | 3     |
| Other Criminally Related Matters         | 2015 | 4   | 4   | 9   | 9   | 15  | 18  | 17  | 13  | 10  | 8   | 13  | 4   | 8        |          |          | 124   |
|  | 2016 | 6   | 11  | -   | -   | -   | -   | -   | -   | -   | -   | -   | -   | 17       | 112.5%   | ▲        | 17    |
| Probates/Wills and Trusts - Level 1      | 2015 | 2   | -   | -   | 1   | 1   | -   | -   | -   | -   | -   | -   | 1   | 2        |          |          | 5     |
|  | 2016 | 1   | 1   | -   | -   | -   | -   | -   | -   | -   | -   | -   | -   | 2        | 0.0%     | ↔        | 2     |
| Probates/Wills and Trusts - Level 2      | 2015 | 9   | 6   | 7   | 2   | 13  | 1   | 3   | 4   | 4   | 3   | 2   | 8   | 15       |          |          | 62    |
|  | 2016 | 4   | 1   | -   | -   | -   | -   | -   | -   | -   | -   | -   | -   | 5        | -66.7%   | ▼        | 5     |
| Protective Orders                        | 2015 | -   | -   | -   | -   | -   | -   | 1   | -   | -   | -   | -   | -   | 0        |          |          | 1     |
| Uncontested Divorce                      | 2015 | 17  | 17  | 24  | 19  | 18  | 30  | 22  | 15  | 18  | 18  | 22  | 17  | 34       | 0.0%     | ↔        | 237   |
|  | 2016 | 15  | 25  | -   | -   | -   | -   | -   | -   | -   | -   | -   | -   | 40       | 17.6%    | ▲        | 40    |

Court: Roanoke Circuit

Start/End Date: Jan-15 / Feb-16

2015 Average Month: 424

Jan-Feb 2015: 820

Filings Trending: ▲

Circuit/Court ID: 23

223770


Type of Case: Filings

2016 Average Month:449

Jan-Feb 2016 : 898

Overall AVG. Month: 428

Monthly Summary



Jan 15-Feb 16

Totals

|          | 2015  | 2016 |
|----------|-------|------|
| Civil    | 1,690 | 275  |
| Criminal | 2,394 | 400  |
| Other    | 1,005 | 223  |
| Total    | 5,089 | 898  |

Jan --- Feb Filings

820

898

2015

2016

Jan --- Feb Filings

|          | 2015 | 2016 | % Change | Trending |
|----------|------|------|----------|----------|
| Civil    | 256  | 275  | 7.4%     | ▲        |
| Criminal | 397  | 400  | 0.8%     | ▲        |
| Other    | 167  | 223  | 33.5%    | ▲        |
| Total    | 820  | 898  | 9.5%     | ▲        |

|      | Jan | Feb | Mar | Apr | May | Jun | Jul | Aug | Sep | Oct | Nov | Dec | Thru Feb | % Change | Trending | Total |
|------|-----|-----|-----|-----|-----|-----|-----|-----|-----|-----|-----|-----|----------|----------|----------|-------|
| 2015 | 418 | 402 | 452 | 411 | 384 | 434 | 466 | 395 | 482 | 448 | 322 | 475 | 820      |          |          | 5,089 |
| 2016 | 428 | 470 | -   | -   | -   | -   | -   | -   | -   | -   | -   | -   | 898      | 9.5%     | ▲        | 898   |

|  |      | Jan | Feb | Mar | Apr | May | Jun | Jul | Aug | Sep | Oct | Nov | Dec | Thru Feb | % Change | Trending | Total |
|--|------|-----|-----|-----|-----|-----|-----|-----|-----|-----|-----|-----|-----|----------|----------|----------|-------|
| Administrative Law                       | 2015 | -   | -   | 1   | 1   | 1   | -   | 2   | -   | -   | 1   | -   | 3   | 0        |          |          | 9     |
|  | 2016 | 2   | -   | -   | -   | -   | -   | -   | -   | -   | -   | -   | -   | 2        | 0.0%     | ↔        | 2     |
| Contested Divorce                        | 2015 | 8   | 7   | 15  | 12  | 8   | 10  | 17  | 4   | 11  | 16  | 10  | 7   | 15       |          |          | 125   |
|  | 2016 | 13  | 11  | -   | -   | -   | -   | -   | -   | -   | -   | -   | -   | 24       | 60.0%    | ▲        | 24    |
| Domestic and Family - Level 1            | 2015 | 2   | 11  | 10  | 26  | 11  | 18  | 11  | 5   | 45  | 24  | 6   | 25  | 13       |          |          | 194   |
|  | 2016 | 6   | 8   | -   | -   | -   | -   | -   | -   | -   | -   | -   | -   | 14       | 7.7%     | ▲        | 14    |
| Domestic and Family - Level 2            | 2015 | 6   | 2   | 4   | 2   | 4   | 3   | 1   | 2   | 2   | 2   | 2   | 2   | 8        |          |          | 32    |
|  | 2016 | 1   | 3   | -   | -   | -   | -   | -   | -   | -   | -   | -   | -   | 4        | -50.0%   | ▼        | 4     |
| General Civil - Level 1                  | 2015 | 5   | 6   | 5   | 5   | 6   | 3   | 2   | 1   | 3   | 8   | 2   | 3   | 11       |          |          | 49    |
|  | 2016 | 12  | 6   | -   | -   | -   | -   | -   | -   | -   | -   | -   | -   | 18       | 63.6%    | ▲        | 18    |
| General Civil - Level 2                  | 2015 | 29  | 12  | 21  | 13  | 24  | 26  | 26  | 19  | 17  | 26  | 19  | 25  | 41       |          |          | 257   |
|  | 2016 | 23  | 17  | -   | -   | -   | -   | -   | -   | -   | -   | -   | -   | 40       | -2.4%    | ▼        | 40    |
| General Civil - Level 3                  | 2015 | 6   | 7   | 5   | 8   | 14  | 4   | 12  | 11  | 10  | 7   | 17  | 11  | 13       |          |          | 112   |
|  | 2016 | 8   | 12  | -   | -   | -   | -   | -   | -   | -   | -   | -   | -   | 20       | 53.8%    | ▲        | 20    |
| Miscellaneous                            | 2015 | 130 | 128 | 122 | 122 | 116 | 84  | 119 | 113 | 145 | 132 | 99  | 177 | 258      |          |          | 1,487 |
|  | 2016 | 159 | 152 | -   | -   | -   | -   | -   | -   | -   | -   | -   | -   | 311      | 20.5%    | ▲        | 311   |
| Misdemeanor                              | 2015 | 30  | 27  | 21  | 26  | 22  | 45  | 29  | 21  | 26  | 32  | 25  | 25  | 57       |          |          | 329   |
|  | 2016 | 20  | 28  | -   | -   | -   | -   | -   | -   | -   | -   | -   | -   | 48       | -15.8%   | ▼        | 48    |
| Non-Capital Felonies and Related Matters | 2015 | 150 | 162 | 191 | 147 | 125 | 173 | 161 | 163 | 165 | 165 | 109 | 164 | 312      |          |          | 1,875 |
|  | 2016 | 137 | 183 | -   | -   | -   | -   | -   | -   | -   | -   | -   | -   | 320      | 2.6%     | ▲        | 320   |
| Other                                    | 2015 | 5   | 2   | 3   | -   | 5   | 5   | 29  | 3   | 1   | 2   | 4   | 1   | 7        |          |          | 60    |
|  | 2016 | -   | 2   | -   | -   | -   | -   | -   | -   | -   | -   | -   | -   | 2        | -71.4%   | ▼        | 2     |
| Other Criminally Related Matters         | 2015 | 19  | 9   | 11  | 18  | 16  | 23  | 18  | 15  | 24  | 10  | 13  | 16  | 28       |          |          | 192   |
|  | 2016 | 17  | 15  | -   | -   | -   | -   | -   | -   | -   | -   | -   | -   | 32       | 14.3%    | ▲        | 32    |
| Probates/Wills and Trusts - Le           | 2015 | -   | 1   | -   | 1   | -   | 1   | 1   | -   | 1   | -   | -   | -   | 1        |          |          | 5     |
| Probates/Wills and Trusts - Level 2      | 2015 | 1   | 7   | 1   | 3   | 4   | 4   | 3   | 2   | 3   | 2   | 1   | 1   | 8        |          |          | 32    |
|  | 2016 | 2   | 8   | -   | -   | -   | -   | -   | -   | -   | -   | -   | -   | 10       | 25.0%    | ▲        | 10    |
| Uncontested Divorce                      | 2015 | 27  | 21  | 42  | 27  | 28  | 35  | 35  | 36  | 29  | 21  | 15  | 15  | 48       |          |          | 331   |
|  | 2016 | 28  | 25  | -   | -   | -   | -   | -   | -   | -   | -   | -   | -   | 53       | 10.4%    | ▲        | 53    |



Court: Salem Circuit

Start/End Date: Jan-15 / Feb-16

2015 Average Month: 117

Jan-Feb 2015: 198

Filings Trending: ▲

Circuit/Court ID: 23

223775


Type of Case: Filings

2016 Average Month:153

Jan-Feb 2016 : 305

Overall AVG. Month: 122

Monthly Summary



Jan 15-Feb 16

Totals

|          | 2015  | 2016 |
|----------|-------|------|
| Civil    | 338   | 53   |
| Criminal | 681   | 156  |
| Other    | 380   | 96   |
| Total    | 1,399 | 305  |

Jan --- Feb Filings

198

2015

305

2016

Jan --- Feb Filings

|          | 2015 | 2016 | % Change | Trending |
|----------|------|------|----------|----------|
| Civil    | 59   | 53   | -10.2%   | ▼        |
| Criminal | 79   | 156  | 97.5%    | ▲        |
| Other    | 60   | 96   | 60.0%    | ▲        |
| Total    | 198  | 305  | 54.0%    | ▲        |

|      | Jan | Feb | Mar | Apr | May | Jun | Jul | Aug | Sep | Oct | Nov | Dec | Thru Feb | % Change | Trending | Total |
|------|-----|-----|-----|-----|-----|-----|-----|-----|-----|-----|-----|-----|----------|----------|----------|-------|
| 2015 | 76  | 122 | 118 | 118 | 115 | 136 | 115 | 138 | 115 | 111 | 115 | 120 | 198      |          |          | 1,399 |
| 2016 | 161 | 144 | -   | -   | -   | -   | -   | -   | -   | -   | -   | -   | 305      | 54.0%    | ▲        | 305   |

|  |      | Jan | Feb | Mar | Apr | May | Jun | Jul | Aug | Sep | Oct | Nov | Dec | Thru Feb | % Change | Trending | Total |
|--|------|-----|-----|-----|-----|-----|-----|-----|-----|-----|-----|-----|-----|----------|----------|----------|-------|
| Contested Divorce                        | 2015 | 4   | 6   | 2   | 5   | 1   | 10  | 4   | 10  | 5   | 1   | 2   | 4   | 10       |          |          | 54    |
|  | 2016 | 6   | 5   | -   | -   | -   | -   | -   | -   | -   | -   | -   | -   | 11       | 10.0%    | ▲        | 11    |
| Domestic and Family - Level 1            | 2015 | -   | -   | -   | -   | 1   | -   | -   | -   | -   | -   | -   | -   | 0        |          |          | 1     |
|  | 2016 | -   | 1   | 4   | 2   | 1   | -   | -   | -   | -   | -   | 2   | -   | 1        | 0.0%     | ↔        | 10    |
| Domestic and Family - Level 2            | 2015 | 1   | -   | 1   | 1   | 1   | -   | 2   | -   | -   | -   | -   | 1   | 1        |          |          | 7     |
|  | 2016 | -   | 1   | -   | -   | -   | -   | -   | -   | -   | -   | -   | -   | 1        | 0.0%     | ↔        | 1     |
| General Civil - Level 1                  | 2015 | 3   | 6   | 2   | 8   | 1   | 8   | 5   | 6   | 11  | 7   | 4   | 6   | 9        |          |          | 67    |
|  | 2016 | 1   | 5   | -   | -   | -   | -   | -   | -   | -   | -   | -   | -   | 6        | -33.3%   | ▼        | 6     |
| General Civil - Level 2                  | 2015 | 2   | 1   | 2   | 3   | 2   | 1   | 1   | -   | 3   | -   | 2   | 1   | 3        |          |          | 18    |
|  | 2016 | 1   | -   | -   | -   | -   | -   | -   | -   | -   | -   | -   | -   | 1        | -66.7%   | ▼        | 1     |
| General Civil - Level 3                  | 2015 | 41  | 42  | 48  | 42  | 23  | 21  | 20  | 40  | 45  | 45  | 49  | 68  | 83       |          |          | 484   |
|  | 2016 | 62  | 53  | -   | -   | -   | -   | -   | -   | -   | -   | -   | -   | 115      | 38.6%    | ▲        | 115   |
| Miscellaneous                            | 2015 | 1   | 6   | 10  | 9   | 14  | 9   | 2   | 7   | 3   | 9   | 6   | 4   | 7        |          |          | 80    |
|  | 2016 | 10  | 8   | -   | -   | -   | -   | -   | -   | -   | -   | -   | -   | 18       | 157.1%   | ▲        | 18    |
| Misdemeanor                              | 2015 | 19  | 49  | 41  | 40  | 63  | 78  | 68  | 62  | 39  | 44  | 41  | 31  | 68       |          |          | 575   |
|  | 2016 | 69  | 63  | -   | -   | -   | -   | -   | -   | -   | -   | -   | -   | 132      | 94.1%    | ▲        | 132   |
| Non-Capital Felonies and Related Matters | 2015 | 3   | 2   | -   | 1   | 2   | 2   | 2   | 7   | 1   | 2   | 5   | 1   | 5        |          |          | 28    |
|  | 2016 | 4   | 2   | -   | -   | -   | -   | -   | -   | -   | -   | -   | -   | 6        | 20.0%    | ▲        | 6     |
| Other Criminally Related Matters         | 2015 | -   | 1   | 2   | 1   | 2   | 1   | 1   | -   | 1   | -   | -   | 1   | 1        |          |          | 10    |
|  | 2016 | 2   | 2   | -   | -   | -   | -   | -   | -   | -   | -   | -   | -   | 4        | 300.0%   | ▲        | 4     |
| Probates/Wills and Trusts - Level 2      | 2015 | 2   | 8   | 6   | 6   | 4   | 6   | 10  | 6   | 7   | 3   | 4   | 3   | 10       |          |          | 65    |
|  | 2016 | 6   | 5   | -   | -   | -   | -   | -   | -   | -   | -   | -   | -   | 11       | 10.0%    | ▲        | 11    |
| Uncontested Divorce                      | 2015 |     |     |     |     |     |     |     |     |     |     |     |     |          |          |          |       |
|  | 2016 |     |     |     |     |     |     |     |     |     |     |     |     |          |          |          |       |



Court: Amherst Circuit

Start/End Date: Jan-15 / Feb-16

2015 Average Month: 172

Jan-Feb 2015: 297

Filings Trending: ▲

Circuit/Court ID: 24

224009


Type of Case: Filings

2016 Average Month:172

Jan-Feb 2016 : 343

Overall AVG. Month: 172

Monthly Summary



Jan 15-Feb 16

Totals

|          | 2015  | 2016 |
|----------|-------|------|
| Civil    | 329   | 54   |
| Criminal | 900   | 71   |
| Other    | 831   | 218  |
| Total    | 2,060 | 343  |

Jan --- Feb Filings

297

2015

343

2016

Jan --- Feb Filings

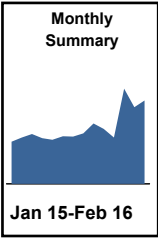
|          | 2015 | 2016 | % Change | Trending |
|----------|------|------|----------|----------|
| Civil    | 57   | 54   | -5.3%    | ▼        |
| Criminal | 116  | 71   | -38.8%   | ▼        |
| Other    | 124  | 218  | 75.8%    | ▲        |
| Total    | 297  | 343  | 15.5%    | ▲        |

|      | Jan | Feb | Mar | Apr | May | Jun | Jul | Aug | Sep | Oct | Nov | Dec | Thru Feb | % Change | Trending | Total |
|------|-----|-----|-----|-----|-----|-----|-----|-----|-----|-----|-----|-----|----------|----------|----------|-------|
| 2015 | 133 | 164 | 141 | 227 | 111 | 188 | 154 | 174 | 109 | 298 | 103 | 258 | 297      |          |          | 2,060 |
| 2016 | 140 | 203 | -   | -   | -   | -   | -   | -   | -   | -   | -   | -   | 343      | 15.5%    | ▲        | 343   |

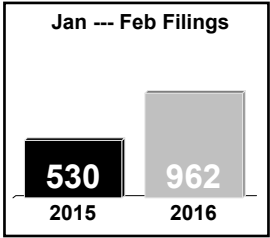
|  |      | Jan | Feb | Mar | Apr | May | Jun | Jul | Aug | Sep | Oct | Nov | Dec | Thru Feb | % Change | Trending | Total |
|--|------|-----|-----|-----|-----|-----|-----|-----|-----|-----|-----|-----|-----|----------|----------|----------|-------|
| Administrative Law                       | 2015 | -   | -   | -   | -   | 1   | -   | -   | -   | 1   | -   | -   | -   | 0        |          |          | 2     |
| Contested Divorce                        | 2015 | 3   | -   | 2   | 1   | -   | 2   | 4   | 2   | -   | 3   | -   | 3   | 3        | 0.0%     | ↔        | 20    |
|  | 2016 | 1   | 1   | -   | -   | -   | -   | -   | -   | -   | -   | -   | -   | 2        | -33.3%   | ▼        | 2     |
| Domestic and Family - Level 1            | 2015 | -   | -   | -   | -   | -   | -   | -   | -   | 3   | 5   | 6   | -   | 0        |          |          | 14    |
|  | 2016 | 5   | 9   | -   | -   | -   | -   | -   | -   | -   | -   | -   | -   | 14       | 0.0%     | ↔        | 14    |
| Domestic and Family - Level 2            | 2015 | 1   | 1   | -   | 2   | 3   | -   | -   | -   | -   | -   | -   | -   | 2        |          |          | 7     |
| General Civil - Level 1                  | 2015 | 1   | -   | -   | -   | 1   | -   | -   | 1   | -   | -   | -   | 1   | 1        |          |          | 4     |
| General Civil - Level 2                  | 2015 | 2   | 4   | 8   | 6   | 6   | 4   | 6   | 5   | 5   | 5   | 5   | 2   | 6        |          |          | 58    |
|  | 2016 | -   | 3   | -   | -   | -   | -   | -   | -   | -   | -   | -   | -   | 3        | -50.0%   | ▼        | 3     |
| General Civil - Level 3                  | 2015 | 7   | 2   | 2   | 3   | 1   | -   | -   | 1   | 2   | 2   | 1   | -   | 9        |          |          | 21    |
|  | 2016 | 6   | 1   | -   | -   | -   | -   | -   | -   | -   | -   | -   | -   | 7        | -22.2%   | ▼        | 7     |
| Miscellaneous                            | 2015 | 55  | 52  | 78  | 59  | 40  | 47  | 66  | 54  | 46  | 55  | 47  | 121 | 107      |          |          | 720   |
|  | 2016 | 88  | 106 | -   | -   | -   | -   | -   | -   | -   | -   | -   | -   | 194      | 81.3%    | ▲        | 194   |
| Misdemeanor                              | 2015 | 8   | 12  | 6   | 32  | 6   | 29  | 15  | 24  | 5   | 23  | 4   | 28  | 20       |          |          | 192   |
|  | 2016 | 4   | 15  | -   | -   | -   | -   | -   | -   | -   | -   | -   | -   | 19       | -5.0%    | ▼        | 19    |
| Non-Capital Felonies and Related Matters | 2015 | 30  | 62  | 14  | 93  | 18  | 71  | 23  | 59  | 31  | 186 | 18  | 73  | 92       |          |          | 678   |
|  | 2016 | 1   | 46  | -   | -   | -   | -   | -   | -   | -   | -   | -   | -   | 47       | -48.9%   | ▼        | 47    |
| Other                                    | 2015 | 16  | 19  | 21  | 18  | 21  | 24  | 28  | 20  | 9   | 11  | 17  | 19  | 35       |          |          | 223   |
|  | 2016 | 29  | 14  | -   | -   | -   | -   | -   | -   | -   | -   | -   | -   | 43       | 22.9%    | ▲        | 43    |
| Other Criminally Related Matters         | 2015 | 1   | 3   | 1   | 4   | 2   | 4   | 4   | 2   | 2   | 2   | 2   | 3   | 4        |          |          | 30    |
|  | 2016 | 2   | 3   | -   | -   | -   | -   | -   | -   | -   | -   | -   | -   | 5        | 25.0%    | ▲        | 5     |
| Probates/Wills and Trusts - Le           | 2015 | -   | 1   | -   | 1   | -   | -   | 1   | -   | -   | -   | -   | -   | 1        |          |          | 3     |
| Probates/Wills and Trusts - Level 2      | 2015 | 5   | 1   | 2   | -   | 1   | -   | 1   | -   | -   | -   | -   | -   | 6        |          |          | 10    |
|  | 2016 | -   | 1   | -   | -   | -   | -   | -   | -   | -   | -   | -   | -   | 1        | -83.3%   | ▼        | 1     |
| Uncontested Divorce                      | 2015 | 4   | 7   | 7   | 8   | 11  | 7   | 6   | 6   | 5   | 6   | 3   | 8   | 11       |          |          | 78    |
|  | 2016 | 4   | 4   | -   | -   | -   | -   | -   | -   | -   | -   | -   | -   | 8        | -27.3%   | ▼        | 8     |

Court: Bedford Circuit  
Start/End Date: Jan-15 / Feb-16  
2015 Average Month: 315  
Jan-Feb 2015: 530  
Filings Trending: ▲

Circuit/Court ID: 24  
224019  
Type of Case: Filings  
2016 Average Month:481  
Jan-Feb 2016 : 962  
Overall AVG. Month: 339



| Totals   |       |      |
|----------|-------|------|
|          | 2015  | 2016 |
| Civil    | 833   | 135  |
| Criminal | 836   | 202  |
| Other    | 2,111 | 625  |
| Total    | 3,780 | 962  |



| Jan --- Feb Filings |      |      |          |          |
|---------------------|------|------|----------|----------|
|                     | 2015 | 2016 | % Change | Trending |
| Civil               | 138  | 135  | -2.2%    | ▼        |
| Criminal            | 127  | 202  | 59.1%    | ▲        |
| Other               | 265  | 625  | 135.8%   | ▲        |
| Total               | 530  | 962  | 81.5%    | ▲        |

|      | Jan | Feb | Mar | Apr | May | Jun | Jul | Aug | Sep | Oct | Nov | Dec | Thru Feb | % Change | Trending | Total |
|------|-----|-----|-----|-----|-----|-----|-----|-----|-----|-----|-----|-----|----------|----------|----------|-------|
| 2015 | 252 | 278 | 298 | 274 | 265 | 286 | 283 | 302 | 363 | 330 | 277 | 572 | 530      |          |          | 3,780 |
| 2016 | 461 | 501 | -   | -   | -   | -   | -   | -   | -   | -   | -   | -   | 962      | 81.5%    | ▲        | 962   |

|  |      | Jan | Feb | Mar | Apr | May | Jun | Jul | Aug | Sep | Oct | Nov | Dec | Thru Feb | % Change | Trending | Total |
|--|------|-----|-----|-----|-----|-----|-----|-----|-----|-----|-----|-----|-----|----------|----------|----------|-------|
| Contested Divorce                        | 2015 | 7   | 11  | 13  | 6   | 11  | 9   | 5   | 4   | 8   | 5   | 8   | 6   | 18       |          |          | 93    |
|  | 2016 | 5   | 6   | -   | -   | -   | -   | -   | -   | -   | -   | -   | -   | 11       | -38.9%   | ▼        | 11    |
| Domestic and Family - Level 1            | 2015 | 8   | 6   | 11  | 6   | 3   | 9   | 13  | 10  | 9   | 4   | 3   | 11  | 14       |          |          | 93    |
|  | 2016 | 3   | 20  | -   | -   | -   | -   | -   | -   | -   | -   | -   | -   | 23       | 64.3%    | ▲        | 23    |
| Domestic and Family - Level 2            | 2015 | 1   | 4   | 4   | 3   | 6   | 5   | 5   | 6   | 3   | 8   | 6   | 2   | 5        |          |          | 53    |
|  | 2016 | 2   | 6   | -   | -   | -   | -   | -   | -   | -   | -   | -   | -   | 8        | 60.0%    | ▲        | 8     |
| General Civil - Level 1                  | 2015 | -   | -   | 1   | -   | -   | 1   | -   | -   | -   | 1   | 1   | -   | 0        |          |          | 4     |
| General Civil - Level 2                  | 2015 | 10  | 8   | 14  | 6   | 11  | 16  | 6   | 14  | 9   | 7   | 4   | 9   | 18       | 0.0%     | ↔        | 114   |
|  | 2016 | 8   | 12  | -   | -   | -   | -   | -   | -   | -   | -   | -   | -   | 20       | 11.1%    | ▲        | 20    |
| General Civil - Level 3                  | 2015 | 7   | 9   | 4   | -   | 5   | 2   | 3   | 10  | 6   | 4   | 3   | 2   | 16       |          |          | 55    |
|  | 2016 | 5   | 5   | -   | -   | -   | -   | -   | -   | -   | -   | -   | -   | 10       | -37.5%   | ▼        | 10    |
| Miscellaneous                            | 2015 | 143 | 145 | 152 | 161 | 153 | 152 | 151 | 184 | 202 | 203 | 169 | 478 | 288      |          |          | 2,293 |
|  | 2016 | 349 | 300 | -   | -   | -   | -   | -   | -   | -   | -   | -   | -   | 649      | 125.3%   | ▲        | 649   |
| Misdemeanor                              | 2015 | 9   | 15  | 11  | 8   | 16  | 10  | 16  | 5   | 10  | 29  | 14  | 12  | 24       |          |          | 155   |
|  | 2016 | 19  | 32  | -   | -   | -   | -   | -   | -   | -   | -   | -   | -   | 51       | 112.5%   | ▲        | 51    |
| Non-Capital Felonies and Related Matters | 2015 | 31  | 48  | 54  | 47  | 35  | 48  | 53  | 41  | 86  | 43  | 30  | 35  | 79       |          |          | 551   |
|  | 2016 | 39  | 96  | -   | -   | -   | -   | -   | -   | -   | -   | -   | -   | 135      | 70.9%    | ▲        | 135   |
| Other                                    | 2015 | -   | 2   | -   | 1   | 1   | -   | 1   | -   | -   | 2   | 1   | 2   | 2        |          |          | 10    |
|  | 2016 | -   | 1   | -   | -   | -   | -   | -   | -   | -   | -   | -   | -   | 1        | -50.0%   | ▼        | 1     |
| Other Criminally Related Matters         | 2015 | 17  | 7   | 6   | 10  | 8   | 12  | 10  | 10  | 14  | 10  | 23  | 5   | 24       |          |          | 132   |
|  | 2016 | 11  | 5   | -   | -   | -   | -   | -   | -   | -   | -   | -   | -   | 16       | -33.3%   | ▼        | 16    |
| Probates/Wills and Trusts - Le           | 2015 | -   | -   | -   | 1   | 1   | -   | -   | 1   | -   | 2   | 1   | -   | 0        |          |          | 6     |
| Probates/Wills and Trusts - Level 2      | 2015 | 7   | 4   | 3   | 2   | 1   | 6   | 4   | 5   | 3   | 1   | 4   | 1   | 11       | 0.0%     | ↔        | 41    |
|  | 2016 | 3   | 4   | -   | -   | -   | -   | -   | -   | -   | -   | -   | -   | 7        | -36.4%   | ▼        | 7     |
| Uncontested Divorce                      | 2015 | 12  | 19  | 25  | 23  | 14  | 16  | 16  | 12  | 13  | 11  | 10  | 9   | 31       |          |          | 180   |
|  | 2016 | 17  | 14  | -   | -   | -   | -   | -   | -   | -   | -   | -   | -   | 31       | 0.0%     | ↔        | 31    |

Court: Campbell Circuit

Start/End Date: Jan-15 / Feb-16

2015 Average Month: 260

Jan-Feb 2015: 481

Filings Trending: ▲

Circuit/Court ID: 24

224031


Type of Case: Filings

2016 Average Month:291

Jan-Feb 2016 : 581

Overall AVG. Month: 265

Monthly Summary



Jan 15-Feb 16

Totals

|          | 2015  | 2016 |
|----------|-------|------|
| Civil    | 657   | 99   |
| Criminal | 1,148 | 118  |
| Other    | 1,320 | 364  |
| Total    | 3,125 | 581  |

Jan --- Feb Filings

481

581

20152016

Jan --- Feb Filings

|          | 2015 | 2016 | % Change | Trending |
|----------|------|------|----------|----------|
| Civil    | 112  | 99   | -11.6%   | ▼        |
| Criminal | 192  | 118  | -38.5%   | ▼        |
| Other    | 177  | 364  | 105.6%   | ▲        |
| Total    | 481  | 581  | 20.8%    | ▲        |

|      | Jan | Feb | Mar | Apr | May | Jun | Jul | Aug | Sep | Oct | Nov | Dec | Thru Feb | % Change | Trending | Total |
|------|-----|-----|-----|-----|-----|-----|-----|-----|-----|-----|-----|-----|----------|----------|----------|-------|
| 2015 | 240 | 241 | 250 | 196 | 237 | 217 | 265 | 229 | 281 | 203 | 284 | 482 | 481      |          |          | 3,125 |
| 2016 | 308 | 273 | -   | -   | -   | -   | -   | -   | -   | -   | -   | -   | 581      | 20.8%    | ▲        | 581   |

|  |      | Jan | Feb | Mar | Apr | May | Jun | Jul | Aug | Sep | Oct | Nov | Dec | Thru Feb | % Change | Trending | Total |
|--|------|-----|-----|-----|-----|-----|-----|-----|-----|-----|-----|-----|-----|----------|----------|----------|-------|
| Contested Divorce                        | 2015 | 3   | 9   | 5   | 5   | 6   | 7   | 4   | 3   | 8   | 3   | 6   | 6   | 12       |          |          | 65    |
|  | 2016 | 4   | 6   | -   | -   | -   | -   | -   | -   | -   | -   | -   | -   | 10       | -16.7%   | ▼        | 10    |
| Domestic and Family - Level 1            | 2015 | 4   | 8   | 1   | 6   | 3   | 7   | 5   | 8   | 1   | 6   | 1   | 12  | 12       |          |          | 62    |
|  | 2016 | 4   | 2   | -   | -   | -   | -   | -   | -   | -   | -   | -   | -   | 6        | -50.0%   | ▼        | 6     |
| Domestic and Family - Level 2            | 2015 | 1   | 4   | 3   | 5   | 1   | 5   | 4   | 1   | 1   | 1   | 7   | -   | 5        |          |          | 33    |
|  | 2016 | 1   | -   | -   | -   | -   | -   | -   | -   | -   | -   | -   | -   | 1        | -80.0%   | ▼        | 1     |
| General Civil - Level 1                  | 2015 | -   | -   | -   | 1   | 1   | -   | -   | -   | 2   | 1   | 1   | -   | 0        |          |          | 6     |
|  | 2016 | 14  | 9   | 6   | 13  | 13  | 9   | 10  | 11  | 14  | 3   | 7   | 11  | 23       | 0.0%     | ↔        | 120   |
| General Civil - Level 2                  | 2015 | 5   | 9   | -   | -   | -   | -   | -   | -   | -   | -   | -   | -   | 14       | -39.1%   | ▼        | 14    |
|  | 2016 | 3   | 3   | 16  | 6   | 4   | 3   | 4   | 3   | 11  | 3   | 6   | 6   | 6        |          |          | 68    |
| General Civil - Level 3                  | 2015 | 13  | 1   | -   | -   | -   | -   | -   | -   | -   | -   | -   | -   | 14       | 133.3%   | ▲        | 14    |
|  | 2016 | 104 | 103 | 115 | 82  | 92  | 81  | 90  | 112 | 124 | 112 | 125 | 327 | 207      |          |          | 1,467 |
| Miscellaneous                            | 2015 | 193 | 190 | -   | -   | -   | -   | -   | -   | -   | -   | -   | -   | 383      | 85.0%    | ▲        | 383   |
|  | 2016 | 20  | 23  | 30  | 15  | 23  | 24  | 33  | 27  | 28  | 28  | 35  | 35  | 43       |          |          | 321   |
| Misdemeanor                              | 2015 | 22  | 25  | -   | -   | -   | -   | -   | -   | -   | -   | -   | -   | 47       | 9.3%     | ▲        | 47    |
|  | 2016 | 77  | 65  | 48  | 46  | 81  | 57  | 95  | 47  | 69  | 33  | 83  | 70  | 142      |          |          | 771   |
| Non-Capital Felonies and Related Matters | 2015 | 46  | 23  | -   | -   | -   | -   | -   | -   | -   | -   | -   | -   | 69       | -51.4%   | ▼        | 69    |
|  | 2016 | 1   | -   | 2   | 1   | 1   | -   | 3   | 6   | -   | -   | 1   | 2   | 1        |          |          | 17    |
| Other                                    | 2015 | 4   | 2   | -   | -   | -   | -   | -   | -   | -   | -   | -   | -   | 6        | 500.0%   | ▲        | 6     |
|  | 2016 | 5   | 2   | 4   | 3   | 3   | 12  | 5   | 6   | 9   | 3   | 1   | 3   | 7        |          |          | 56    |
| Other Criminally Related Matters         | 2015 | 1   | 1   | -   | -   | -   | -   | -   | -   | -   | -   | -   | -   | 2        | -71.4%   | ▼        | 2     |
|  | 2016 | -   | -   | 1   | -   | -   | -   | -   | -   | -   | -   | 1   | -   | 0        |          |          | 2     |
| Probates/Wills and Trusts - Level 1      | 2015 | 1   | -   | -   | -   | -   | -   | -   | -   | -   | -   | -   | -   | 1        | 0.0%     | ↔        | 1     |
|  | 2016 | -   | -   | 1   | -   | 1   | 1   | 3   | 1   | -   | 1   | -   | -   | 0        |          |          | 8     |
| Probates/Wills and Trusts - Level 2      | 2015 | 2   | 3   | -   | -   | -   | -   | -   | -   | -   | -   | -   | -   | 5        | 0.0%     | ↔        | 5     |
|  | 2016 | -   | -   | -   | -   | -   | 1   | -   | -   | -   | -   | -   | -   | 0        |          |          | 1     |
| Protective Orders                        | 2015 | 1   | -   | -   | -   | -   | -   | -   | -   | -   | -   | -   | -   | 1        | 0.0%     | ↔        | 1     |
|  | 2016 | 8   | 15  | 18  | 13  | 8   | 10  | 9   | 4   | 14  | 9   | 10  | 10  | 23       |          |          | 128   |
| Uncontested Divorce                      | 2015 | 11  | 11  | -   | -   | -   | -   | -   | -   | -   | -   | -   | -   | 22       | -4.3%    | ▼        | 22    |

Court: Nelson Circuit

Start/End Date: Jan-15 / Feb-16

2015 Average Month: 89

Jan-Feb 2015: 207

Filings Trending: ▼

Circuit/Court ID: 24

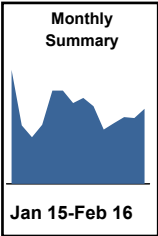
224125

Type of Case: Filings

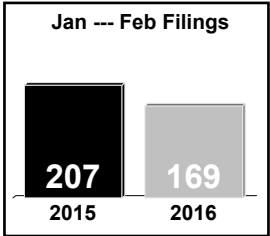
2016 Average Month:85

Jan-Feb 2016 : 169

Overall AVG. Month: 88



| Totals   |       |      |
|----------|-------|------|
|          | 2015  | 2016 |
| Civil    | 405   | 38   |
| Criminal | 397   | 61   |
| Other    | 267   | 70   |
| Total    | 1,069 | 169  |



| Jan --- Feb Filings |      |      |          |          |
|---------------------|------|------|----------|----------|
|                     | 2015 | 2016 | % Change | Trending |
| Civil               | 99   | 38   | -61.6%   | ▼        |
| Criminal            | 67   | 61   | -9.0%    | ▼        |
| Other               | 41   | 70   | 70.7%    | ▲        |
| Total               | 207  | 169  | -18.4%   | ▼        |

|      | Jan | Feb | Mar | Apr | May | Jun | Jul | Aug | Sep | Oct | Nov | Dec | Thru Feb | % Change | Trending | Total |
|------|-----|-----|-----|-----|-----|-----|-----|-----|-----|-----|-----|-----|----------|----------|----------|-------|
| 2015 | 137 | 70  | 56  | 71  | 112 | 112 | 97  | 103 | 93  | 65  | 73  | 80  | 207      |          |          | 1,069 |
| 2016 | 79  | 90  | -   | -   | -   | -   | -   | -   | -   | -   | -   | -   | 169      | -18.4%   | ▼        | 169   |

|  |      | Jan | Feb | Mar | Apr | May | Jun | Jul | Aug | Sep | Oct | Nov | Dec | Thru Feb | % Change | Trending | Total |
|--|------|-----|-----|-----|-----|-----|-----|-----|-----|-----|-----|-----|-----|----------|----------|----------|-------|
| Administrative Law                       | 2015 | -   | -   | -   | -   | -   | -   | 1   | -   | -   | -   | -   | -   | 0        |          |          | 1     |
| Contested Divorce                        | 2015 | -   | 2   | 3   | 10  | 4   | 6   | 4   | 2   | 8   | 2   | 6   | 1   | 2        | 0.0%     | ↔        | 48    |
|  | 2016 | 1   | 2   | -   | -   | -   | -   | -   | -   | -   | -   | -   | -   | 3        | 50.0%    | ▲        | 3     |
| Domestic and Family - Level 1            | 2015 | -   | 2   | -   | 1   | 3   | 1   | 1   | 1   | -   | 3   | 3   | 1   | 2        |          |          | 16    |
| Domestic and Family - Level 2            | 2015 | -   | -   | -   | 1   | 1   | -   | -   | -   | 1   | -   | -   | 5   | 0        |          |          | 8     |
| General Civil - Level 1                  | 2015 | -   | -   | 2   | -   | -   | -   | -   | -   | -   | -   | -   | -   | 0        | 0.0%     | ↔        | 2     |
| General Civil - Level 2                  | 2015 | 50  | 3   | 6   | 2   | 3   | 28  | 10  | 29  | 2   | 2   | 3   | -   | 53       | 0.0%     | ↔        | 138   |
|  | 2016 | 1   | 12  | -   | -   | -   | -   | -   | -   | -   | -   | -   | -   | 13       | -75.5%   | ▼        | 13    |
| General Civil - Level 3                  | 2015 | 16  | 10  | -   | 1   | -   | 3   | -   | 1   | 2   | 2   | 4   | -   | 26       |          |          | 39    |
|  | 2016 | 1   | 5   | -   | -   | -   | -   | -   | -   | -   | -   | -   | -   | 6        | -76.9%   | ▼        | 6     |
| Miscellaneous                            | 2015 | 23  | 27  | 28  | 27  | 15  | 27  | 22  | 27  | 21  | 36  | 33  | 55  | 50       |          |          | 341   |
|  | 2016 | 45  | 36  | -   | -   | -   | -   | -   | -   | -   | -   | -   | -   | 81       | 62.0%    | ▲        | 81    |
| Misdemeanor                              | 2015 | 2   | 1   | 5   | 1   | 15  | 17  | 26  | 14  | 6   | 5   | 6   | 3   | 3        |          |          | 101   |
|  | 2016 | 13  | 8   | -   | -   | -   | -   | -   | -   | -   | -   | -   | -   | 21       | 600.0%   | ▲        | 21    |
| Non-Capital Felonies and Related Matters | 2015 | 19  | 21  | 6   | 13  | 53  | 10  | 22  | 17  | 14  | 12  | 7   | 9   | 40       |          |          | 203   |
|  | 2016 | 15  | 23  | -   | -   | -   | -   | -   | -   | -   | -   | -   | -   | 38       | -5.0%    | ▼        | 38    |
| Other                                    | 2015 | 1   | 1   | -   | -   | 1   | -   | 1   | 1   | -   | 1   | -   | 2   | 2        |          |          | 8     |
| Other Criminally Related Matters         | 2015 | 24  | -   | -   | 9   | 11  | 8   | 3   | 4   | 27  | 2   | 4   | 1   | 24       |          |          | 93    |
|  | 2016 | 1   | 1   | -   | -   | -   | -   | -   | -   | -   | -   | -   | -   | 2        | -91.7%   | ▼        | 2     |
| Probates/Wills and Trusts - Le           | 2015 | -   | -   | -   | -   | -   | -   | -   | -   | -   | -   | 1   | 1   | 0        |          |          | 2     |
| Probates/Wills and Trusts - Le           | 2015 | -   | -   | -   | -   | 1   | 1   | -   | -   | -   | -   | 1   | -   | 0        | 0.0%     | ↔        | 3     |
| Uncontested Divorce                      | 2015 | 2   | 3   | 6   | 6   | 5   | 11  | 7   | 7   | 12  | -   | 5   | 2   | 5        | 0.0%     | ↔        | 66    |
|  | 2016 | 2   | 3   | -   | -   | -   | -   | -   | -   | -   | -   | -   | -   | 5        | 0.0%     | ↔        | 5     |

Court: Lynchburg Circuit

Start/End Date: Jan-15 / Feb-16

2015 Average Month: 356

Jan-Feb 2015: 702

Filings Trending: ▲

Circuit/Court ID: 24

224680


Type of Case: Filings

2016 Average Month:449

Jan-Feb 2016 : 897

Overall AVG. Month: 370

Monthly Summary



Jan 15-Feb 16

Totals

|          | 2015  | 2016 |
|----------|-------|------|
| Civil    | 1,378 | 234  |
| Criminal | 2,133 | 424  |
| Other    | 766   | 239  |
| Total    | 4,277 | 897  |

Jan --- Feb Filings

702

897

2015

2016

Jan --- Feb Filings

|          | 2015 | 2016 | % Change | Trending |
|----------|------|------|----------|----------|
| Civil    | 227  | 234  | 3.1%     | ▲        |
| Criminal | 370  | 424  | 14.6%    | ▲        |
| Other    | 105  | 239  | 127.6%   | ▲        |
| Total    | 702  | 897  | 27.8%    | ▲        |

|      | Jan | Feb | Mar | Apr | May | Jun | Jul | Aug | Sep | Oct | Nov | Dec | Thru Feb | % Change | Trending | Total |
|------|-----|-----|-----|-----|-----|-----|-----|-----|-----|-----|-----|-----|----------|----------|----------|-------|
| 2015 | 368 | 334 | 327 | 335 | 295 | 304 | 403 | 309 | 421 | 397 | 282 | 502 | 702      |          |          | 4,277 |
| 2016 | 407 | 490 | -   | -   | -   | -   | -   | -   | -   | -   | -   | -   | 897      | 27.8%    | ▲        | 897   |

|  |      | Jan | Feb | Mar | Apr | May | Jun | Jul | Aug | Sep | Oct | Nov | Dec | Thru Feb | % Change | Trending | Total |
|--|------|-----|-----|-----|-----|-----|-----|-----|-----|-----|-----|-----|-----|----------|----------|----------|-------|
| Administrative Law                       | 2015 | -   | -   | -   | -   | 1   | -   | -   | -   | -   | -   | -   | -   | 0        |          |          | 1     |
|  | 2016 | 1   | -   | -   | -   | -   | -   | -   | -   | -   | -   | -   | -   | 1        | 0.0%     | ↔        | 1     |
| Contested Divorce                        | 2015 | 8   | 11  | 12  | 10  | 10  | 12  | 10  | 14  | 3   | 7   | 7   | 11  | 19       |          |          | 115   |
|  | 2016 | 4   | 23  | -   | -   | -   | -   | -   | -   | -   | -   | -   | -   | 27       | 42.1%    | ▲        | 27    |
| Domestic and Family - Level 1            | 2015 | 6   | 15  | 17  | 42  | 32  | 11  | 6   | 15  | 50  | 22  | 11  | 22  | 21       |          |          | 249   |
|  | 2016 | 38  | 21  | -   | -   | -   | -   | -   | -   | -   | -   | -   | -   | 59       | 181.0%   | ▲        | 59    |
| Domestic and Family - Level 2            | 2015 | 2   | 1   | 4   | 4   | 3   | 1   | 1   | 1   | 2   | 4   | 1   | 2   | 3        |          |          | 26    |
|  | 2016 | 2   | 9   | -   | -   | -   | -   | -   | -   | -   | -   | -   | -   | 11       | 266.7%   | ▲        | 11    |
| General Civil - Level 1                  | 2015 | 4   | 2   | 3   | 2   | -   | 3   | 4   | 3   | 8   | -   | 1   | 4   | 6        |          |          | 34    |
|  | 2016 | 1   | 1   | -   | -   | -   | -   | -   | -   | -   | -   | -   | -   | 2        | -66.7%   | ▼        | 2     |
| General Civil - Level 2                  | 2015 | 11  | 14  | 11  | 15  | 15  | 11  | 10  | 12  | 21  | 9   | 11  | 4   | 25       |          |          | 144   |
|  | 2016 | 14  | 15  | -   | -   | -   | -   | -   | -   | -   | -   | -   | -   | 29       | 16.0%    | ▲        | 29    |
| General Civil - Level 3                  | 2015 | 8   | 8   | 6   | 7   | 7   | 7   | 4   | 5   | 11  | 8   | 3   | 4   | 16       |          |          | 78    |
|  | 2016 | 4   | 5   | -   | -   | -   | -   | -   | -   | -   | -   | -   | -   | 9        | -43.8%   | ▼        | 9     |
| Miscellaneous                            | 2015 | 98  | 81  | 98  | 81  | 65  | 80  | 89  | 69  | 108 | 75  | 84  | 218 | 179      |          |          | 1,146 |
|  | 2016 | 144 | 145 | -   | -   | -   | -   | -   | -   | -   | -   | -   | -   | 289      | 61.5%    | ▲        | 289   |
| Misdemeanor                              | 2015 | 64  | 31  | 28  | 21  | 33  | 33  | 57  | 36  | 50  | 61  | 40  | 26  | 95       |          |          | 480   |
|  | 2016 | 39  | 64  | -   | -   | -   | -   | -   | -   | -   | -   | -   | -   | 103      | 8.4%     | ▲        | 103   |
| Non-Capital Felonies and Related Matters | 2015 | 132 | 125 | 110 | 113 | 83  | 98  | 189 | 112 | 130 | 175 | 87  | 180 | 257      |          |          | 1,534 |
|  | 2016 | 140 | 177 | -   | -   | -   | -   | -   | -   | -   | -   | -   | -   | 317      | 23.3%    | ▲        | 317   |
| Other                                    | 2015 | 3   | 3   | 7   | 2   | 2   | 4   | 2   | 4   | 3   | 4   | 5   | 2   | 6        |          |          | 41    |
|  | 2016 | 1   | -   | -   | -   | -   | -   | -   | -   | -   | -   | -   | -   | 1        | -83.3%   | ▼        | 1     |
| Other Criminally Related Matters         | 2015 | 3   | 15  | 7   | 9   | 9   | 15  | 8   | 12  | 17  | 12  | 6   | 9   | 18       |          |          | 122   |
|  | 2016 | 2   | 4   | -   | -   | -   | -   | -   | -   | -   | -   | -   | -   | 6        | -66.7%   | ▼        | 6     |
| Probates/Wills and Trusts - Le           | 2015 | 1   | -   | -   | -   | -   | -   | -   | -   | -   | -   | -   | -   | 1        |          |          | 1     |
| Probates/Wills and Trusts - Level 2      | 2015 | 3   | 3   | -   | 2   | 4   | 1   | 1   | 2   | 3   | 2   | 2   | 2   | 6        |          |          | 25    |
|  | 2016 | 1   | 2   | -   | -   | -   | -   | -   | -   | -   | -   | -   | -   | 3        | -50.0%   | ▼        | 3     |
| Protective Orders                        | 2015 | -   | -   | -   | -   | -   | 1   | -   | -   | -   | -   | -   | -   | 0        |          |          | 1     |
|  | 2016 | -   | 4   | -   | -   | -   | -   | -   | -   | -   | -   | -   | -   | 4        | 0.0%     | ↔        | 4     |
| Uncontested Divorce                      | 2015 | 25  | 25  | 24  | 27  | 31  | 27  | 22  | 24  | 15  | 18  | 24  | 18  | 50       |          |          | 280   |
|  | 2016 | 16  | 20  | -   | -   | -   | -   | -   | -   | -   | -   | -   | -   | 36       | -28.0%   | ▼        | 36    |

Court: Alleghany Circuit

Start/End Date: Jan-15 / Feb-16

2015 Average Month: 155

Jan-Feb 2015: 303

Filings Trending: ▲

Circuit/Court ID: 25

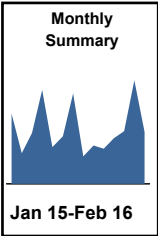
225005

Type of Case: Filings

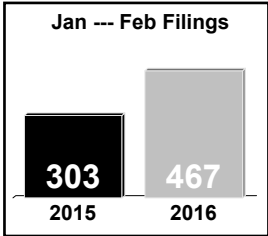
2016 Average Month:234

Jan-Feb 2016 : 467

Overall AVG. Month: 166



| Totals   |       |      |
|----------|-------|------|
|          | 2015  | 2016 |
| Civil    | 306   | 37   |
| Criminal | 1,049 | 297  |
| Other    | 503   | 133  |
| Total    | 1,858 | 467  |



| Jan --- Feb Filings |      |      |          |          |
|---------------------|------|------|----------|----------|
|                     | 2015 | 2016 | % Change | Trending |
| Civil               | 35   | 37   | 5.7%     | ▲        |
| Criminal            | 184  | 297  | 61.4%    | ▲        |
| Other               | 84   | 133  | 58.3%    | ▲        |
| Total               | 303  | 467  | 54.1%    | ▲        |

|      | Jan | Feb | Mar | Apr | May | Jun | Jul | Aug | Sep | Oct | Nov | Dec | Thru Feb | % Change | Trending | Total |
|------|-----|-----|-----|-----|-----|-----|-----|-----|-----|-----|-----|-----|----------|----------|----------|-------|
| 2015 | 211 | 92  | 152 | 282 | 110 | 143 | 271 | 82  | 115 | 105 | 137 | 158 | 303      |          |          | 1,858 |
| 2016 | 311 | 156 | -   | -   | -   | -   | -   | -   | -   | -   | -   | -   | 467      | 54.1%    | ▲        | 467   |

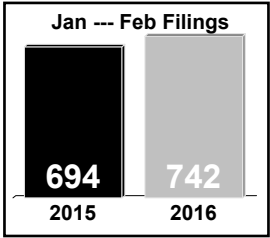
|  |      | Jan | Feb | Mar | Apr | May | Jun | Jul | Aug | Sep | Oct | Nov | Dec | Thru Feb | % Change | Trending | Total |
|--|------|-----|-----|-----|-----|-----|-----|-----|-----|-----|-----|-----|-----|----------|----------|----------|-------|
| Administrative Law                       | 2015 | -   | -   | -   | -   | -   | -   | 1   | -   | -   | -   | -   | -   | 0        |          |          | 1     |
| Contested Divorce                        | 2015 | -   | 6   | 2   | -   | 3   | 2   | 2   | 2   | -   | -   | 4   | -   | 6        | 0.0%     | ↔        | 21    |
|  | 2016 | 3   | 2   | -   | -   | -   | -   | -   | -   | -   | -   | -   | -   | 5        | -16.7%   | ▼        | 5     |
| Domestic and Family - Level 1            | 2015 | -   | 1   | 5   | 1   | -   | 2   | -   | -   | -   | 1   | -   | -   | 1        |          |          | 10    |
|  | 2016 | -   | 1   | -   | -   | -   | -   | -   | -   | -   | -   | -   | -   | 1        | 0.0%     | ↔        | 1     |
| Domestic and Family - Level 2            | 2015 | -   | 1   | 1   | 3   | 1   | 2   | -   | -   | -   | 4   | 1   | 1   | 1        |          |          | 14    |
|  | 2016 | 1   | -   | -   | -   | -   | -   | -   | -   | -   | -   | -   | -   | 1        | 0.0%     | ↔        | 1     |
| General Civil - Level 1                  | 2015 | 2   | -   | -   | 1   | 1   | 2   | -   | -   | 1   | -   | 3   | -   | 2        |          |          | 10    |
| General Civil - Level 2                  | 2015 | 1   | 2   | 4   | 1   | 2   | 4   | 3   | 1   | 2   | 4   | 5   | 1   | 3        |          |          | 30    |
|  | 2016 | -   | 5   | -   | -   | -   | -   | -   | -   | -   | -   | -   | -   | 5        | 66.7%    | ▲        | 5     |
| General Civil - Level 3                  | 2015 | 2   | -   | -   | 1   | 1   | 8   | 11  | 4   | 1   | 3   | 6   | -   | 2        |          |          | 37    |
|  | 2016 | 6   | 1   | -   | -   | -   | -   | -   | -   | -   | -   | -   | -   | 7        | 250.0%   | ▲        | 7     |
| Miscellaneous                            | 2015 | 37  | 58  | 55  | 23  | 33  | 44  | 44  | 42  | 58  | 57  | 52  | 96  | 95       |          |          | 599   |
|  | 2016 | 51  | 86  | -   | -   | -   | -   | -   | -   | -   | -   | -   | -   | 137      | 44.2%    | ▲        | 137   |
| Misdemeanor                              | 2015 | 29  | 9   | 28  | 15  | 8   | 15  | 21  | 6   | 14  | 6   | 15  | 16  | 38       |          |          | 182   |
|  | 2016 | 20  | 10  | -   | -   | -   | -   | -   | -   | -   | -   | -   | -   | 30       | -21.1%   | ▼        | 30    |
| Non-Capital Felonies and Related Matters | 2015 | 131 | 9   | 44  | 228 | 44  | 56  | 183 | 21  | 29  | 22  | 45  | 34  | 140      |          |          | 846   |
|  | 2016 | 226 | 40  | -   | -   | -   | -   | -   | -   | -   | -   | -   | -   | 266      | 90.0%    | ▲        | 266   |
| Other                                    | 2015 | -   | -   | 1   | -   | 1   | -   | -   | 1   | 1   | 1   | -   | 3   | 0        |          |          | 8     |
|  | 2016 | 1   | 1   | -   | -   | -   | -   | -   | -   | -   | -   | -   | -   | 2        | 0.0%     | ↔        | 2     |
| Other Criminally Related Matters         | 2015 | 6   | 1   | -   | 2   | 3   | 1   | 1   | 1   | 4   | 1   | 1   | 3   | 7        |          |          | 24    |
|  | 2016 | 1   | -   | -   | -   | -   | -   | -   | -   | -   | -   | -   | -   | 1        | -85.7%   | ▼        | 1     |
| Probates/Wills and Trusts - Level 2      | 2015 | 1   | 1   | -   | 2   | 2   | -   | -   | 1   | 1   | -   | -   | -   | 2        |          |          | 8     |
|  | 2016 | -   | 1   | -   | -   | -   | -   | -   | -   | -   | -   | -   | -   | 1        | -50.0%   | ▼        | 1     |
| Uncontested Divorce                      | 2015 | 2   | 4   | 12  | 5   | 11  | 7   | 5   | 3   | 4   | 6   | 5   | 4   | 6        |          |          | 68    |
|  | 2016 | 2   | 9   | -   | -   | -   | -   | -   | -   | -   | -   | -   | -   | 11       | 83.3%    | ▲        | 11    |

Court: Augusta Circuit  
Start/End Date: Jan-15 / Feb-16  
2015 Average Month: 337  
Jan-Feb 2015: 694  
Filings Trending: ▲

Circuit/Court ID: 25  
225015  
Type of Case: Filings  
2016 Average Month: 371  
Jan-Feb 2016 : 742  
Overall AVG. Month: 342



| Totals   |       |      |
|----------|-------|------|
|          | 2015  | 2016 |
| Civil    | 824   | 128  |
| Criminal | 1,611 | 204  |
| Other    | 1,612 | 410  |
| Total    | 4,047 | 742  |



| Jan --- Feb Filings |      |      |          |          |
|---------------------|------|------|----------|----------|
|                     | 2015 | 2016 | % Change | Trending |
| Civil               | 120  | 128  | 6.7%     | ▲        |
| Criminal            | 316  | 204  | -35.4%   | ▼        |
| Other               | 258  | 410  | 58.9%    | ▲        |
| Total               | 694  | 742  | 6.9%     | ▲        |

|      | Jan | Feb | Mar | Apr | May | Jun | Jul | Aug | Sep | Oct | Nov | Dec | Thru Feb | % Change | Trending | Total |
|------|-----|-----|-----|-----|-----|-----|-----|-----|-----|-----|-----|-----|----------|----------|----------|-------|
| 2015 | 433 | 261 | 317 | 336 | 287 | 295 | 343 | 335 | 333 | 273 | 353 | 481 | 694      |          |          | 4,047 |
| 2016 | 386 | 356 | -   | -   | -   | -   | -   | -   | -   | -   | -   | -   | 742      | 6.9%     | ▲        | 742   |

|  |      | Jan | Feb | Mar | Apr | May | Jun | Jul | Aug | Sep | Oct | Nov | Dec | Thru Feb | % Change | Trending | Total |
|--|------|-----|-----|-----|-----|-----|-----|-----|-----|-----|-----|-----|-----|----------|----------|----------|-------|
| Administrative Law                       | 2015 | -   | -   | 1   | -   | 1   | -   | 2   | -   | 2   | -   | -   | -   | 0        |          |          | 6     |
|  | 2016 | 1   | 1   | -   | -   | -   | -   | -   | -   | -   | -   | -   | -   | 2        | 0.0%     | ↔        | 2     |
| Capital Murder                           | 2015 | 1   | -   | -   | -   | -   | -   | -   | -   | -   | -   | -   | -   | 1        |          |          | 1     |
|  | 2016 | 6   | 7   | 5   | 5   | 3   | 5   | 9   | 5   | 8   | 5   | 2   | 4   | 13       |          |          | 64    |
| Contested Divorce                        | 2015 | 7   | 8   | -   | -   | -   | -   | -   | -   | -   | -   | -   | -   | 15       | 15.4%    | ▲        | 15    |
|  | 2016 | 11  | 6   | 21  | 12  | 9   | 7   | 15  | 10  | 9   | 15  | 16  | 1   | 17       |          |          | 132   |
| Domestic and Family - Level 1            | 2015 | 1   | 11  | -   | -   | -   | -   | -   | -   | -   | -   | -   | -   | 12       | -29.4%   | ▼        | 12    |
|  | 2016 | 1   | 8   | 11  | 7   | 9   | 3   | 5   | 4   | 7   | 8   | 3   | 6   | 9        |          |          | 72    |
| Domestic and Family - Level 2            | 2015 | 5   | 4   | -   | -   | -   | -   | -   | -   | -   | -   | -   | -   | 9        | 0.0%     | ↔        | 9     |
|  | 2016 | -   | -   | -   | -   | 1   | -   | -   | -   | -   | -   | -   | -   | 0        |          |          | 1     |
| General Civil - Level 1                  | 2015 | 1   | 1   | -   | -   | -   | -   | -   | -   | -   | -   | -   | -   | 2        | 0.0%     | ↔        | 2     |
|  | 2016 | 8   | 7   | 10  | 6   | 5   | 13  | 13  | 23  | 3   | 10  | 4   | 2   | 15       |          |          | 104   |
| General Civil - Level 2                  | 2015 | 5   | 4   | -   | -   | -   | -   | -   | -   | -   | -   | -   | -   | 9        | -40.0%   | ▼        | 9     |
|  | 2016 | 5   | 1   | 1   | 5   | 7   | 6   | 3   | 8   | 5   | 4   | 8   | 4   | 6        |          |          | 57    |
| General Civil - Level 3                  | 2015 | -   | 4   | -   | -   | -   | -   | -   | -   | -   | -   | -   | -   | 4        | -33.3%   | ▼        | 4     |
|  | 2016 | 134 | 128 | 128 | 128 | 129 | 114 | 129 | 117 | 120 | 103 | 152 | 306 | 262      |          |          | 1,688 |
| Miscellaneous                            | 2015 | 225 | 203 | -   | -   | -   | -   | -   | -   | -   | -   | -   | -   | 428      | 63.4%    | ▲        | 428   |
|  | 2016 | 17  | 9   | 8   | 17  | 3   | 6   | 18  | 18  | 13  | 21  | 10  | 9   | 26       |          |          | 149   |
| Misdemeanor                              | 2015 | 18  | 11  | -   | -   | -   | -   | -   | -   | -   | -   | -   | -   | 29       | 11.5%    | ▲        | 29    |
|  | 2016 | 219 | 67  | 105 | 121 | 84  | 126 | 123 | 125 | 146 | 88  | 139 | 99  | 286      |          |          | 1,442 |
| Non-Capital Felonies and Related Matters | 2015 | 89  | 83  | -   | -   | -   | -   | -   | -   | -   | -   | -   | -   | 172      | -39.9%   | ▼        | 172   |
|  | 2016 | 17  | 13  | 13  | 17  | 12  | 9   | 16  | 7   | 7   | 8   | 8   | 34  | 30       |          |          | 161   |
| Other                                    | 2015 | 17  | 7   | -   | -   | -   | -   | -   | -   | -   | -   | -   | -   | 24       | -20.0%   | ▼        | 24    |
|  | 2016 | 1   | 2   | 1   | 3   | 4   | 2   | -   | 2   | 3   | 2   | 2   | -   | 3        |          |          | 22    |
| Other Criminally Related Matters         | 2015 | 2   | 2   | -   | -   | -   | -   | -   | -   | -   | -   | -   | -   | 4        | 33.3%    | ▲        | 4     |
|  | 2016 | 1   | -   | -   | -   | -   | -   | -   | -   | -   | -   | -   | -   | 1        |          |          | 1     |
| Probates/Wills and Trusts - Le           | 2015 | 1   | 1   | -   | -   | 1   | -   | -   | 2   | 1   | 2   | 1   | -   | 2        |          |          | 9     |
|  | 2016 | -   | 3   | -   | -   | -   | -   | -   | -   | -   | -   | -   | -   | 3        | 50.0%    | ▲        | 3     |
| Probates/Wills and Trusts - Level 2      | 2015 | 11  | 12  | 13  | 15  | 19  | 4   | 10  | 14  | 9   | 7   | 8   | 16  | 23       |          |          | 138   |
|  | 2016 | 15  | 14  | -   | -   | -   | -   | -   | -   | -   | -   | -   | -   | 29       | 26.1%    | ▲        | 29    |
| Uncontested Divorce                      | 2015 |     |     |     |     |     |     |     |     |     |     |     |     |          |          |          |       |
|  | 2016 |     |     |     |     |     |     |     |     |     |     |     |     |          |          |          |       |

Court: Bath Circuit

Start/End Date: Jan-15 / Feb-16

2015 Average Month: 23

Jan-Feb 2015: 61

Filings Trending: ▼

Circuit/Court ID: 25

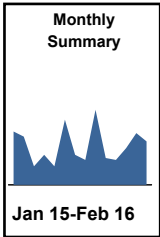
225017

Type of Case: Filings

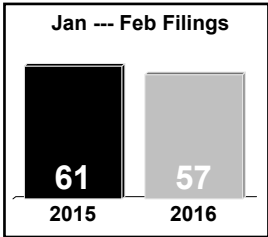
2016 Average Month:29

Jan-Feb 2016 : 57

Overall AVG. Month: 23



| Totals   |      |      |
|----------|------|------|
|          | 2015 | 2016 |
| Civil    | 57   | 7    |
| Criminal | 92   | 9    |
| Other    | 122  | 41   |
| Total    | 271  | 57   |



| Jan --- Feb Filings |      |      |          |          |
|---------------------|------|------|----------|----------|
|                     | 2015 | 2016 | % Change | Trending |
| Civil               | 7    | 7    | -        | ↔        |
| Criminal            | 23   | 9    | -60.9%   | ▼        |
| Other               | 31   | 41   | 32.3%    | ▲        |
| Total               | 61   | 57   | -6.6%    | ▼        |

|      | Jan | Feb | Mar | Apr | May | Jun | Jul | Aug | Sep | Oct | Nov | Dec | Thru Feb | % Change | Trending | Total |
|------|-----|-----|-----|-----|-----|-----|-----|-----|-----|-----|-----|-----|----------|----------|----------|-------|
| 2015 | 32  | 29  | 11  | 18  | 11  | 39  | 18  | 15  | 45  | 16  | 15  | 22  | 61       |          |          | 271   |
| 2016 | 31  | 26  | -   | -   | -   | -   | -   | -   | -   | -   | -   | -   | 57       | -6.6%    | ▼        | 57    |

|  |      | Jan | Feb | Mar | Apr | May | Jun | Jul | Aug | Sep | Oct | Nov | Dec | Thru Feb | % Change | Trending | Total |
|--|------|-----|-----|-----|-----|-----|-----|-----|-----|-----|-----|-----|-----|----------|----------|----------|-------|
| Contested Divorce                        | 2015 | 1   | 1   | 1   | 1   | 1   | -   | -   | 1   | -   | 1   | 1   | -   | 2        |          |          | 8     |
|  | 2016 | -   | 1   | -   | -   | -   | -   | -   | -   | -   | -   | -   | -   | 1        | -50.0%   | ▼        | 1     |
| Domestic and Family - Level 2            | 2015 | -   | -   | -   | -   | -   | -   | -   | -   | -   | 1   | -   | -   | 0        |          |          | 1     |
| General Civil - Level 1                  | 2015 | -   | -   | 1   | -   | -   | -   | -   | -   | -   | 1   | 1   | -   | 0        | 0.0%     | ↔        | 3     |
| General Civil - Level 2                  | 2015 | -   | 1   | -   | 2   | -   | 1   | 1   | -   | 4   | 1   | 2   | 1   | 1        | 0.0%     | ↔        | 13    |
| General Civil - Level 3                  | 2015 | -   | -   | -   | -   | -   | -   | -   | -   | -   | 1   | 1   | -   | 0        |          |          | 2     |
|  | 2016 | -   | 1   | -   | -   | -   | -   | -   | -   | -   | -   | -   | -   | 1        | 0.0%     | ↔        | 1     |
| Miscellaneous                            | 2015 | 6   | 27  | 9   | 8   | 8   | 9   | 13  | 9   | 17  | 10  | 10  | 13  | 33       |          |          | 139   |
|  | 2016 | 21  | 23  | -   | -   | -   | -   | -   | -   | -   | -   | -   | -   | 44       | 33.3%    | ▲        | 44    |
| Misdemeanor                              | 2015 | -   | -   | -   | 3   | -   | 3   | 2   | -   | 2   | -   | -   | 3   | 0        |          |          | 13    |
|  | 2016 | 2   | -   | -   | -   | -   | -   | -   | -   | -   | -   | -   | -   | 2        | 0.0%     | ↔        | 2     |
| Non-Capital Felonies and Related Matters | 2015 | 22  | -   | -   | 3   | -   | 24  | 2   | 2   | 20  | -   | -   | 4   | 22       |          |          | 77    |
|  | 2016 | 7   | -   | -   | -   | -   | -   | -   | -   | -   | -   | -   | -   | 7        | -68.2%   | ▼        | 7     |
| Other Criminally Related Matte           | 2015 | 1   | -   | -   | -   | -   | 1   | -   | -   | -   | -   | -   | -   | 1        |          |          | 2     |
| Probates/Wills and Trusts - Level 2      | 2015 | 1   | -   | -   | 1   | -   | -   | -   | 1   | -   | -   | -   | -   | 1        |          |          | 3     |
|  | 2016 | -   | 1   | -   | -   | -   | -   | -   | -   | -   | -   | -   | -   | 1        | 0.0%     | ↔        | 1     |
| Uncontested Divorce                      | 2015 | 1   | -   | -   | -   | 2   | 1   | -   | 2   | 2   | 1   | -   | 1   | 1        |          |          | 10    |
|  | 2016 | 1   | -   | -   | -   | -   | -   | -   | -   | -   | -   | -   | -   | 1        | 0.0%     | ↔        | 1     |



Court: Botetourt Circuit

Start/End Date: Jan-15 / Feb-16

2015 Average Month: 162

Jan-Feb 2015: 250

Filings Trending: ▲

Circuit/Court ID: 25

225023


Type of Case: Filings

2016 Average Month:194

Jan-Feb 2016 : 387

Overall AVG. Month: 167

Monthly Summary



Jan 15-Feb 16

Totals

|          | 2015  | 2016 |
|----------|-------|------|
| Civil    | 343   | 59   |
| Criminal | 826   | 105  |
| Other    | 775   | 223  |
| Total    | 1,944 | 387  |

Jan --- Feb Filings

250

2015

387

2016

Jan --- Feb Filings

|          | 2015 | 2016 | % Change | Trending |
|----------|------|------|----------|----------|
| Civil    | 57   | 59   | 3.5%     | ▲        |
| Criminal | 90   | 105  | 16.7%    | ▲        |
| Other    | 103  | 223  | 116.5%   | ▲        |
| Total    | 250  | 387  | 54.8%    | ▲        |

|      | Jan | Feb | Mar | Apr | May | Jun | Jul | Aug | Sep | Oct | Nov | Dec | Thru Feb | % Change | Trending | Total |
|------|-----|-----|-----|-----|-----|-----|-----|-----|-----|-----|-----|-----|----------|----------|----------|-------|
| 2015 | 128 | 122 | 228 | 122 | 106 | 257 | 154 | 195 | 115 | 163 | 98  | 256 | 250      |          |          | 1,944 |
| 2016 | 214 | 173 | -   | -   | -   | -   | -   | -   | -   | -   | -   | -   | 387      | 54.8%    | ▲        | 387   |

|  |      | Jan | Feb | Mar | Apr | May | Jun | Jul | Aug | Sep | Oct | Nov | Dec | Thru Feb | % Change | Trending | Total |
|--|------|-----|-----|-----|-----|-----|-----|-----|-----|-----|-----|-----|-----|----------|----------|----------|-------|
| Administrative Law                       | 2015 | -   | 1   | -   | -   | -   | -   | 1   | 1   | -   | -   | -   | 1   | 1        |          |          | 4     |
|  | 2016 | -   | 1   | -   | -   | -   | -   | -   | -   | -   | -   | -   | -   | 1        | 0.0%     | ↔        | 1     |
| Contested Divorce                        | 2015 | 5   | 4   | 1   | 2   | 5   | 1   | 5   | 6   | 3   | 2   | -   | 3   | 9        |          |          | 37    |
|  | 2016 | 1   | 5   | -   | -   | -   | -   | -   | -   | -   | -   | -   | -   | 6        | -33.3%   | ▼        | 6     |
| Domestic and Family - Level 1            | 2015 | 2   | 6   | 14  | 3   | 2   | 3   | 10  | 9   | 4   | 2   | -   | -   | 8        |          |          | 55    |
|  | 2016 | 6   | 2   | -   | -   | -   | -   | -   | -   | -   | -   | -   | -   | 8        | 0.0%     | ↔        | 8     |
| Domestic and Family - Level 2            | 2015 | -   | -   | 1   | -   | 1   | -   | -   | 1   | -   | -   | -   | 2   | 0        |          |          | 5     |
| General Civil - Level 1                  | 2015 | 1   | -   | -   | -   | 1   | -   | -   | -   | -   | -   | -   | -   | 1        | 0.0%     | ↔        | 2     |
|  | 2016 | -   | 1   | -   | -   | -   | -   | -   | -   | -   | -   | -   | -   | 1        | 0.0%     | ↔        | 1     |
| General Civil - Level 2                  | 2015 | 8   | 1   | 6   | 4   | 3   | 11  | 1   | 3   | 2   | 1   | 3   | 1   | 9        |          |          | 44    |
|  | 2016 | 7   | 2   | -   | -   | -   | -   | -   | -   | -   | -   | -   | -   | 9        | 0.0%     | ↔        | 9     |
| General Civil - Level 3                  | 2015 | 1   | 3   | 3   | 4   | 3   | 3   | 2   | 1   | 3   | 3   | 2   | 2   | 4        |          |          | 30    |
|  | 2016 | 2   | 1   | -   | -   | -   | -   | -   | -   | -   | -   | -   | -   | 3        | -25.0%   | ▼        | 3     |
| Miscellaneous                            | 2015 | 57  | 57  | 78  | 55  | 38  | 57  | 61  | 79  | 70  | 87  | 59  | 163 | 114      |          |          | 861   |
|  | 2016 | 121 | 119 | -   | -   | -   | -   | -   | -   | -   | -   | -   | -   | 240      | 110.5%   | ▲        | 240   |
| Misdemeanor                              | 2015 | 17  | 12  | 24  | 9   | 13  | 32  | 8   | 32  | 9   | 9   | 7   | 17  | 29       |          |          | 189   |
|  | 2016 | 11  | 7   | -   | -   | -   | -   | -   | -   | -   | -   | -   | -   | 18       | -37.9%   | ▼        | 18    |
| Non-Capital Felonies and Related Matters | 2015 | 24  | 21  | 90  | 33  | 24  | 143 | 61  | 53  | 17  | 41  | 18  | 60  | 45       |          |          | 585   |
|  | 2016 | 51  | 21  | -   | -   | -   | -   | -   | -   | -   | -   | -   | -   | 72       | 60.0%    | ▲        | 72    |
| Other Criminally Related Matters         | 2015 | 5   | 11  | 4   | 5   | 6   | 1   | 2   | 4   | 1   | 7   | 3   | 3   | 16       |          |          | 52    |
|  | 2016 | 7   | 8   | -   | -   | -   | -   | -   | -   | -   | -   | -   | -   | 15       | -6.3%    | ▼        | 15    |
| Probates/Wills and Trusts - Le           | 2015 | 1   | -   | 1   | -   | -   | -   | -   | 1   | -   | -   | -   | -   | 1        |          |          | 3     |
| Probates/Wills and Trusts - Level 2      | 2015 | -   | 2   | -   | 1   | -   | 1   | -   | -   | -   | 2   | 1   | -   | 2        |          |          | 7     |
|  | 2016 | -   | 1   | -   | -   | -   | -   | -   | -   | -   | -   | -   | -   | 1        | -50.0%   | ▼        | 1     |
| Uncontested Divorce                      | 2015 | 7   | 4   | 6   | 6   | 10  | 5   | 3   | 5   | 6   | 9   | 5   | 4   | 11       |          |          | 70    |
|  | 2016 | 8   | 5   | -   | -   | -   | -   | -   | -   | -   | -   | -   | -   | 13       | 18.2%    | ▲        | 13    |

Court: Craig Circuit

Start/End Date: Jan-15 / Feb-16

2015 Average Month: 29

Jan-Feb 2015: 47

Filings Trending: ▲

Circuit/Court ID: 25

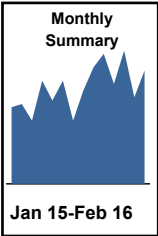
225045

Type of Case: Filings

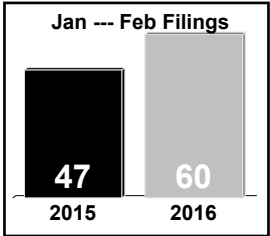
2016 Average Month:30

Jan-Feb 2016 : 60

Overall AVG. Month: 29



| Totals   |      |      |
|----------|------|------|
|          | 2015 | 2016 |
| Civil    | 57   | 11   |
| Criminal | 64   | 7    |
| Other    | 223  | 42   |
| Total    | 344  | 60   |



| Jan --- Feb Filings |      |      |          |          |
|---------------------|------|------|----------|----------|
|                     | 2015 | 2016 | % Change | Trending |
| Civil               | 7    | 11   | 57.1%    | ▲        |
| Criminal            | 13   | 7    | -46.2%   | ▼        |
| Other               | 27   | 42   | 55.6%    | ▲        |
| Total               | 47   | 60   | 27.7%    | ▲        |

|      | Jan | Feb | Mar | Apr | May | Jun | Jul | Aug | Sep | Oct | Nov | Dec | Thru Feb | % Change | Trending | Total |
|------|-----|-----|-----|-----|-----|-----|-----|-----|-----|-----|-----|-----|----------|----------|----------|-------|
| 2015 | 23  | 24  | 19  | 31  | 25  | 31  | 19  | 28  | 35  | 39  | 30  | 40  | 47       |          |          | 344   |
| 2016 | 26  | 34  | -   | -   | -   | -   | -   | -   | -   | -   | -   | -   | 60       | 27.7%    | ▲        | 60    |

|  |      | Jan | Feb | Mar | Apr | May | Jun | Jul | Aug | Sep | Oct | Nov | Dec | Thru Feb | % Change | Trending | Total |
|--|------|-----|-----|-----|-----|-----|-----|-----|-----|-----|-----|-----|-----|----------|----------|----------|-------|
| Contested Divorce                        | 2015 | -   | 1   | -   | 2   | -   | 1   | -   | -   | 2   | 1   | -   | 1   | 1        |          |          | 8     |
|  | 2016 | -   | 2   | -   | -   | -   | -   | -   | -   | -   | -   | -   | -   | 2        | 100.0%   | ▲        | 2     |
| Domestic and Family - Level 1            | 2015 | -   | -   | -   | 2   | -   | 4   | 1   | 3   | -   | -   | 1   | -   | 0        |          |          | 11    |
|  | 2016 | -   | 1   | -   | -   | -   | -   | -   | -   | -   | -   | -   | -   | 1        | 0.0%     | ↔        | 1     |
| General Civil - Level 1                  | 2015 | -   | -   | -   | -   | -   | -   | -   | -   | -   | 1   | -   | -   | 0        |          |          | 1     |
|  | 2016 | -   | -   | -   | -   | -   | -   | -   | -   | -   | -   | -   | -   | -        |          |          | -     |
| General Civil - Level 2                  | 2015 | -   | -   | 1   | -   | -   | 1   | 1   | -   | 1   | 1   | -   | 1   | 0        | 0.0%     | ↔        | 6     |
|  | 2016 | 1   | 1   | -   | -   | -   | -   | -   | -   | -   | -   | -   | -   | 2        | 0.0%     | ↔        | 2     |
| General Civil - Level 3                  | 2015 | -   | -   | -   | -   | -   | -   | 1   | 1   | -   | -   | -   | -   | 0        |          |          | 2     |
|  | 2016 | -   | -   | -   | -   | -   | -   | -   | -   | -   | -   | -   | -   | -        |          |          | -     |
| Miscellaneous                            | 2015 | 19  | 13  | 16  | 15  | 20  | 18  | 14  | 20  | 28  | 23  | 20  | 35  | 32       | 0.0%     | ↔        | 241   |
|  | 2016 | 20  | 24  | -   | -   | -   | -   | -   | -   | -   | -   | -   | -   | 44       | 37.5%    | ▲        | 44    |
| Misdemeanor                              | 2015 | 1   | 2   | -   | 7   | 1   | 3   | 1   | -   | 2   | 4   | 1   | 1   | 3        |          |          | 23    |
|  | 2016 | 2   | 8   | 1   | 4   | 2   | 2   | 1   | 2   | 2   | 8   | 8   | -   | 10       |          |          | 40    |
| Non-Capital Felonies and Related Matters | 2015 | 4   | 3   | -   | -   | -   | -   | -   | -   | -   | -   | -   | -   | 7        | -30.0%   | ▼        | 7     |
|  | 2016 | -   | -   | -   | -   | -   | 1   | -   | -   | -   | -   | -   | -   | 0        |          |          | 1     |
| Other Criminally Related Matte           | 2015 | -   | -   | -   | -   | -   | -   | -   | -   | -   | -   | -   | -   | 0        |          |          | 1     |
|  | 2016 | -   | -   | -   | -   | -   | -   | -   | -   | -   | -   | -   | 1   | 0        | 0.0%     | ↔        | 1     |
| Probates/Wills and Trusts - Level 2      | 2015 | -   | -   | -   | -   | -   | -   | -   | -   | -   | -   | -   | -   | 1        | 0.0%     | ↔        | 1     |
|  | 2016 | -   | 1   | -   | -   | -   | -   | -   | -   | -   | -   | -   | -   | 1        | 0.0%     | ↔        | 1     |
| Uncontested Divorce                      | 2015 | 1   | -   | 1   | 1   | 2   | 1   | -   | 2   | -   | 1   | -   | 1   | 1        |          |          | 10    |
|  | 2016 | 1   | 2   | -   | -   | -   | -   | -   | -   | -   | -   | -   | -   | 3        | 200.0%   | ▲        | 3     |

Court: Highland Circuit

Start/End Date: Jan-15 / Feb-16

2015 Average Month: 12

Jan-Feb 2015: 27

Filings Trending: ↔

Circuit/Court ID: 25

225091


Type of Case: Filings

2016 Average Month: 14

Jan-Feb 2016 : 27

Overall AVG. Month: 13

Monthly Summary



Jan 15-Feb 16

Totals

|          | 2015 | 2016 |
|----------|------|------|
| Civil    | 40   | 5    |
| Criminal | 19   | 5    |
| Other    | 89   | 17   |
| Total    | 148  | 27   |

Jan --- Feb Filings

27

2015

27

2016

Jan --- Feb Filings

|          | 2015 | 2016 | % Change | Trending |
|----------|------|------|----------|----------|
| Civil    | 7    | 5    | -28.6%   | ▼        |
| Criminal | 2    | 5    | 150.0%   | ▲        |
| Other    | 18   | 17   | -5.6%    | ▼        |
| Total    | 27   | 27   | -        | ↔        |

|      | Jan | Feb | Mar | Apr | May | Jun | Jul | Aug | Sep | Oct | Nov | Dec | Thru Feb | % Change | Trending | Total |
|------|-----|-----|-----|-----|-----|-----|-----|-----|-----|-----|-----|-----|----------|----------|----------|-------|
| 2015 | 14  | 13  | 8   | 16  | 3   | 15  | 19  | 8   | 10  | 7   | 10  | 25  | 27       |          |          | 148   |
| 2016 | 12  | 15  | -   | -   | -   | -   | -   | -   | -   | -   | -   | -   | 27       | 0.0%     | ↔        | 27    |

|  |      | Jan | Feb | Mar | Apr | May | Jun | Jul | Aug | Sep | Oct | Nov | Dec | Thru Feb | % Change | Trending | Total |
|--|------|-----|-----|-----|-----|-----|-----|-----|-----|-----|-----|-----|-----|----------|----------|----------|-------|
| Contested Divorce                        | 2015 | -   | -   | -   | 1   | 1   | -   | 1   | -   | 1   | -   | -   | -   | 0        |          |          | 4     |
| Domestic and Family - Level 2            | 2015 | -   | -   | -   | 1   | -   | -   | -   | -   | -   | -   | -   | -   | 0        | 0.0%     | ↔        | 1     |
| General Civil - Level 1                  | 2015 | -   | -   | 1   | -   | -   | -   | -   | -   | -   | -   | -   | -   | 0        | 0.0%     | ↔        | 1     |
| General Civil - Level 2                  | 2015 | 2   | -   | -   | -   | -   | 1   | 7   | -   | -   | -   | -   | 1   | 2        | 0.0%     | ↔        | 11    |
|  | 2016 | -   | 1   | -   | -   | -   | -   | -   | -   | -   | -   | -   | -   | 1        | -50.0%   | ▼        | 1     |
| General Civil - Level 3                  | 2015 | -   | -   | -   | -   | -   | 1   | -   | -   | -   | -   | -   | 1   | 0        |          |          | 2     |
| Miscellaneous                            | 2015 | 8   | 13  | 7   | 7   | 2   | 11  | 10  | 8   | 8   | 6   | 9   | 16  | 21       | 0.0%     | ↔        | 105   |
|  | 2016 | 12  | 7   | -   | -   | -   | -   | -   | -   | -   | -   | -   | -   | 19       | -9.5%    | ▼        | 19    |
| Misdemeanor                              | 2015 | -   | -   | -   | 4   | -   | -   | 1   | -   | -   | -   | 1   | 1   | 0        |          |          | 7     |
|  | 2016 | -   | 4   | -   | -   | -   | -   | -   | -   | -   | -   | -   | -   | 4        | 0.0%     | ↔        | 4     |
| Non-Capital Felonies and Related Matters | 2015 | 2   | -   | -   | 2   | -   | 2   | -   | -   | -   | 1   | -   | 4   | 2        |          |          | 11    |
|  | 2016 | -   | 1   | -   | -   | -   | -   | -   | -   | -   | -   | -   | -   | 1        | -50.0%   | ▼        | 1     |
| Other                                    | 2016 | -   | 1   | -   | -   | -   | -   | -   | -   | -   | -   | -   | -   | 1        |          |          | 1     |
| Other Criminally Related Matte           | 2015 | -   | -   | -   | 1   | -   | -   | -   | -   | -   | -   | -   | -   | 0        |          |          | 1     |
| Uncontested Divorce                      | 2015 | 2   | -   | -   | -   | -   | -   | -   | -   | 1   | -   | -   | 2   | 2        | 0.0%     | ↔        | 5     |
|  | 2016 | -   | 1   | -   | -   | -   | -   | -   | -   | -   | -   | -   | -   | 1        | -50.0%   | ▼        | 1     |

Court: Rockbridge Circuit

Start/End Date: Jan-15 / Feb-16

2015 Average Month: 162

Jan-Feb 2015: 261

Filings Trending: ▲

Circuit/Court ID: 25

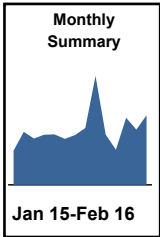
225163

Type of Case: Filings

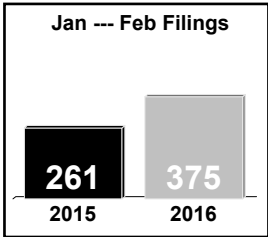
2016 Average Month:188

Jan-Feb 2016 : 375

Overall AVG. Month: 166



| Totals   |       |      |
|----------|-------|------|
|          | 2015  | 2016 |
| Civil    | 344   | 57   |
| Criminal | 1,035 | 190  |
| Other    | 563   | 128  |
| Total    | 1,942 | 375  |



| Jan --- Feb Filings |      |      |          |          |
|---------------------|------|------|----------|----------|
|                     | 2015 | 2016 | % Change | Trending |
| Civil               | 60   | 57   | -5.0%    | ▼        |
| Criminal            | 125  | 190  | 52.0%    | ▲        |
| Other               | 76   | 128  | 68.4%    | ▲        |
| Total               | 261  | 375  | 43.7%    | ▲        |

|      | Jan | Feb | Mar | Apr | May | Jun | Jul | Aug | Sep | Oct | Nov | Dec | Thru Feb | % Change | Trending | Total |
|------|-----|-----|-----|-----|-----|-----|-----|-----|-----|-----|-----|-----|----------|----------|----------|-------|
| 2015 | 102 | 159 | 139 | 150 | 151 | 138 | 149 | 171 | 327 | 150 | 105 | 201 | 261      |          |          | 1,942 |
| 2016 | 166 | 209 | -   | -   | -   | -   | -   | -   | -   | -   | -   | -   | 375      | 43.7%    | ▲        | 375   |

|  |      | Jan | Feb | Mar | Apr | May | Jun | Jul | Aug | Sep | Oct | Nov | Dec | Thru Feb | % Change | Trending | Total |
|--|------|-----|-----|-----|-----|-----|-----|-----|-----|-----|-----|-----|-----|----------|----------|----------|-------|
| Administrative Law                       | 2015 | -   | -   | -   | -   | 1   | -   | -   | -   | -   | -   | -   | -   | 0        |          |          | 1     |
| Contested Divorce                        | 2015 | 3   | 2   | 3   | 3   | -   | 4   | -   | 1   | 6   | 4   | 2   | -   | 5        | 0.0%     | ↔        | 28    |
|  | 2016 | 3   | 3   | -   | -   | -   | -   | -   | -   | -   | -   | -   | -   | 6        | 20.0%    | ▲        | 6     |
| Domestic and Family - Level 1            | 2015 | 2   | -   | 3   | -   | 3   | 5   | 2   | 6   | 2   | 1   | 2   | 3   | 2        |          |          | 29    |
|  | 2016 | -   | 3   | -   | -   | -   | -   | -   | -   | -   | -   | -   | -   | 3        | 50.0%    | ▲        | 3     |
| Domestic and Family - Level 2            | 2015 | -   | -   | 1   | 3   | -   | 1   | 1   | 1   | -   | -   | 2   | -   | 0        |          |          | 9     |
| General Civil - Level 1                  | 2015 | -   | -   | -   | -   | 1   | -   | 1   | 1   | -   | -   | -   | -   | 0        | 0.0%     | ↔        | 3     |
| General Civil - Level 2                  | 2015 | 4   | 6   | 6   | 3   | 3   | 4   | 4   | 3   | 2   | 10  | 3   | 2   | 10       | 0.0%     | ↔        | 50    |
|  | 2016 | 5   | 5   | -   | -   | -   | -   | -   | -   | -   | -   | -   | -   | 10       | 0.0%     | ↔        | 10    |
| General Civil - Level 3                  | 2015 | 2   | 1   | 1   | 4   | 4   | 3   | 3   | 1   | 3   | 3   | 5   | 4   | 3        |          |          | 34    |
|  | 2016 | 5   | 2   | -   | -   | -   | -   | -   | -   | -   | -   | -   | -   | 7        | 133.3%   | ▲        | 7     |
| Miscellaneous                            | 2015 | 49  | 51  | 55  | 56  | 31  | 33  | 55  | 65  | 63  | 44  | 45  | 114 | 100      |          |          | 661   |
|  | 2016 | 78  | 68  | -   | -   | -   | -   | -   | -   | -   | -   | -   | -   | 146      | 46.0%    | ▲        | 146   |
| Misdemeanor                              | 2015 | 13  | 28  | 19  | 30  | 21  | 25  | 17  | 25  | 19  | 17  | 15  | 24  | 41       |          |          | 253   |
|  | 2016 | 11  | 40  | -   | -   | -   | -   | -   | -   | -   | -   | -   | -   | 51       | 24.4%    | ▲        | 51    |
| Non-Capital Felonies and Related Matters | 2015 | 17  | 57  | 34  | 43  | 71  | 48  | 53  | 53  | 224 | 62  | 14  | 41  | 74       |          |          | 717   |
|  | 2016 | 55  | 77  | -   | -   | -   | -   | -   | -   | -   | -   | -   | -   | 132      | 78.4%    | ▲        | 132   |
| Other                                    | 2015 | -   | 1   | 2   | -   | -   | -   | -   | -   | -   | -   | 1   | -   | 1        |          |          | 4     |
| Other Criminally Related Matters         | 2015 | 4   | 6   | 6   | 2   | 5   | 3   | 10  | 6   | 3   | 3   | 13  | 5   | 10       |          |          | 66    |
|  | 2016 | 3   | 4   | -   | -   | -   | -   | -   | -   | -   | -   | -   | -   | 7        | -30.0%   | ▼        | 7     |
| Probates/Wills and Trusts - Le           | 2015 | 1   | 1   | -   | -   | 1   | 1   | 1   | 4   | 2   | 1   | -   | 1   | 2        |          |          | 13    |
| Uncontested Divorce                      | 2015 | 7   | 6   | 9   | 6   | 10  | 11  | 2   | 5   | 3   | 5   | 3   | 7   | 13       |          |          | 74    |
|  | 2016 | 6   | 7   | -   | -   | -   | -   | -   | -   | -   | -   | -   | -   | 13       | 0.0%     | ↔        | 13    |

Court: Buena Vista Circuit

Start/End Date: Jan-15 / Feb-16

2015 Average Month: 36

Jan-Feb 2015: 66

Filings Trending: ▲

Circuit/Court ID: 25

225530


Type of Case: Filings

2016 Average Month:54

Jan-Feb 2016 : 108

Overall AVG. Month: 38

Monthly Summary



Jan 15-Feb 16

Totals

|          | 2015 | 2016 |
|----------|------|------|
| Civil    | 75   | 15   |
| Criminal | 253  | 68   |
| Other    | 99   | 25   |
| Total    | 427  | 108  |

Jan --- Feb Filings

66

2015

108

2016

Jan --- Feb Filings

|          | 2015 | 2016 | % Change | Trending |
|----------|------|------|----------|----------|
| Civil    | 12   | 15   | 25.0%    | ▲        |
| Criminal | 41   | 68   | 65.9%    | ▲        |
| Other    | 13   | 25   | 92.3%    | ▲        |
| Total    | 66   | 108  | 63.6%    | ▲        |

|      | Jan | Feb | Mar | Apr | May | Jun | Jul | Aug | Sep | Oct | Nov | Dec | Thru Feb | % Change | Trending | Total |
|------|-----|-----|-----|-----|-----|-----|-----|-----|-----|-----|-----|-----|----------|----------|----------|-------|
| 2015 | 40  | 26  | 31  | 31  | 23  | 24  | 25  | 28  | 102 | 20  | 26  | 51  | 66       |          |          | 427   |
| 2016 | 66  | 42  | -   | -   | -   | -   | -   | -   | -   | -   | -   | -   | 108      | 63.6%    | ▲        | 108   |

|  |      | Jan | Feb | Mar | Apr | May | Jun | Jul | Aug | Sep | Oct | Nov | Dec | Thru Feb | % Change | Trending | Total |
|--|------|-----|-----|-----|-----|-----|-----|-----|-----|-----|-----|-----|-----|----------|----------|----------|-------|
| Administrative Law                       | 2016 | 1   | -   | -   | -   | -   | -   | -   | -   | -   | -   | -   | -   | 1        |          |          | 1     |
| Contested Divorce                        | 2015 | 1   | -   | 2   | 2   | -   | 1   | -   | 1   | 1   | 1   | -   | 1   | 1        |          |          | 10    |
|  | 2016 | 1   | 1   | -   | -   | -   | -   | -   | -   | -   | -   | -   | -   | 2        | 100.0%   | ▲        | 2     |
| Domestic and Family - Level 1            | 2015 | -   | -   | 1   | -   | 1   | -   | 2   | -   | 2   | 1   | 2   | 1   | 0        |          |          | 10    |
|  | 2016 | 1   | 1   | -   | -   | -   | -   | -   | -   | -   | -   | -   | -   | 2        | 0.0%     | ↔        | 2     |
| Domestic and Family - Level 2            | 2015 | -   | -   | -   | 1   | 1   | -   | -   | -   | -   | -   | -   | 1   | 0        |          |          | 3     |
| General Civil - Level 2                  | 2015 | -   | -   | -   | -   | 1   | -   | -   | -   | -   | 1   | -   | 2   | 0        | 0.0%     | ↔        | 4     |
| General Civil - Level 3                  | 2015 | -   | 2   | -   | -   | -   | 2   | -   | -   | -   | -   | -   | 2   | 2        | 0.0%     | ↔        | 6     |
| Miscellaneous                            | 2015 | 4   | 11  | 7   | 8   | 6   | 6   | 8   | 9   | 14  | 7   | 7   | 25  | 15       |          |          | 112   |
|  | 2016 | 17  | 13  | -   | -   | -   | -   | -   | -   | -   | -   | -   | -   | 30       | 100.0%   | ▲        | 30    |
| Misdemeanor                              | 2015 | 1   | 5   | 3   | 10  | 8   | 1   | 4   | 7   | 1   | 1   | 2   | 6   | 6        |          |          | 49    |
|  | 2016 | 3   | 5   | -   | -   | -   | -   | -   | -   | -   | -   | -   | -   | 8        | 33.3%    | ▲        | 8     |
| Non-Capital Felonies and Related Matters | 2015 | 31  | 4   | 15  | 5   | 1   | 12  | 10  | 8   | 82  | 7   | 12  | 11  | 35       |          |          | 198   |
|  | 2016 | 40  | 18  | -   | -   | -   | -   | -   | -   | -   | -   | -   | -   | 58       | 65.7%    | ▲        | 58    |
| Other                                    | 2015 | -   | -   | -   | -   | 1   | -   | -   | -   | -   | -   | 1   | -   | 0        |          |          | 2     |
| Other Criminally Related Matters         | 2015 | -   | -   | -   | 3   | 2   | -   | -   | -   | -   | -   | 1   | -   | 0        | 0.0%     | ↔        | 6     |
|  | 2016 | -   | 2   | -   | -   | -   | -   | -   | -   | -   | -   | -   | -   | 2        | 0.0%     | ↔        | 2     |
| Probates/Wills and Trusts - Level 2      | 2015 | 1   | 1   | 3   | -   | -   | -   | -   | -   | 1   | -   | -   | -   | 2        |          |          | 6     |
|  | 2016 | 1   | -   | -   | -   | -   | -   | -   | -   | -   | -   | -   | -   | 1        | -50.0%   | ▼        | 1     |
| Uncontested Divorce                      | 2015 | 2   | 3   | -   | 2   | 2   | 2   | 1   | 3   | 1   | 2   | 1   | 2   | 5        |          |          | 21    |
|  | 2016 | 2   | 2   | -   | -   | -   | -   | -   | -   | -   | -   | -   | -   | 4        | -20.0%   | ▼        | 4     |

Court: Staunton Circuit

Start/End Date: Jan-15 / Feb-16

2015 Average Month: 139

Jan-Feb 2015: 301

Filings Trending: ▲

Circuit/Court ID: 25

225790


Type of Case: Filings

2016 Average Month:163

Jan-Feb 2016 : 325

Overall AVG. Month: 143

Monthly Summary



Jan 15-Feb 16

Totals

|          | 2015  | 2016 |
|----------|-------|------|
| Civil    | 351   | 44   |
| Criminal | 967   | 202  |
| Other    | 352   | 79   |
| Total    | 1,670 | 325  |

Jan --- Feb Filings

301

2015

325

2016

Jan --- Feb Filings

|          | 2015 | 2016 | % Change | Trending |
|----------|------|------|----------|----------|
| Civil    | 62   | 44   | -29.0%   | ▼        |
| Criminal | 177  | 202  | 14.1%    | ▲        |
| Other    | 62   | 79   | 27.4%    | ▲        |
| Total    | 301  | 325  | 8.0%     | ▲        |

|      | Jan | Feb | Mar | Apr | May | Jun | Jul | Aug | Sep | Oct | Nov | Dec | Thru Feb | % Change | Trending | Total |
|------|-----|-----|-----|-----|-----|-----|-----|-----|-----|-----|-----|-----|----------|----------|----------|-------|
| 2015 | 149 | 152 | 170 | 99  | 109 | 108 | 138 | 180 | 142 | 142 | 116 | 165 | 301      |          |          | 1,670 |
| 2016 | 167 | 158 | -   | -   | -   | -   | -   | -   | -   | -   | -   | -   | 325      | 8.0%     | ▲        | 325   |

|  |      | Jan | Feb | Mar | Apr | May | Jun | Jul | Aug | Sep | Oct | Nov | Dec | Thru Feb | % Change | Trending | Total |
|--|------|-----|-----|-----|-----|-----|-----|-----|-----|-----|-----|-----|-----|----------|----------|----------|-------|
| Administrative Law                       | 2015 | -   | -   | -   | 1   | -   | -   | -   | -   | 1   | -   | -   | -   | 0        |          |          | 2     |
| Contested Divorce                        | 2015 | 2   | 4   | 1   | 1   | 1   | 2   | 4   | 2   | 2   | 1   | 2   | 1   | 6        | 0.0%     | ↔        | 23    |
|  | 2016 | 1   | -   | -   | -   | -   | -   | -   | -   | -   | -   | -   | -   | 1        | -83.3%   | ▼        | 1     |
| Domestic and Family - Level 1            | 2015 | -   | 1   | 15  | 1   | -   | 5   | 2   | 1   | 2   | 6   | 1   | 1   | 1        |          |          | 35    |
|  | 2016 | -   | 6   | -   | -   | -   | -   | -   | -   | -   | -   | -   | -   | 6        | 500.0%   | ▲        | 6     |
| Domestic and Family - Level 2            | 2015 | 8   | 12  | 6   | 5   | 1   | 10  | 12  | 7   | 8   | 4   | 5   | 5   | 20       |          |          | 83    |
|  | 2016 | 3   | 11  | -   | -   | -   | -   | -   | -   | -   | -   | -   | -   | 14       | -30.0%   | ▼        | 14    |
| General Civil - Level 1                  | 2015 | -   | 1   | 1   | -   | 1   | -   | -   | -   | -   | 1   | -   | -   | 1        |          |          | 4     |
|  | 2016 | 1   | -   | -   | -   | -   | -   | -   | -   | -   | -   | -   | -   | 1        | 0.0%     | ↔        | 1     |
| General Civil - Level 2                  | 2015 | 2   | -   | 2   | 3   | 1   | 3   | 1   | 1   | 1   | 5   | 1   | 3   | 2        |          |          | 23    |
|  | 2016 | -   | 2   | -   | -   | -   | -   | -   | -   | -   | -   | -   | -   | 2        | 0.0%     | ↔        | 2     |
| General Civil - Level 3                  | 2015 | 3   | -   | 4   | 2   | 2   | 3   | 1   | 1   | -   | 2   | -   | 2   | 3        |          |          | 20    |
|  | 2016 | 2   | 3   | -   | -   | -   | -   | -   | -   | -   | -   | -   | -   | 5        | 66.7%    | ▲        | 5     |
| Miscellaneous                            | 2015 | 35  | 36  | 33  | 26  | 23  | 18  | 34  | 28  | 43  | 22  | 27  | 63  | 71       |          |          | 388   |
|  | 2016 | 43  | 34  | -   | -   | -   | -   | -   | -   | -   | -   | -   | -   | 77       | 8.5%     | ▲        | 77    |
| Misdemeanor                              | 2015 | 10  | 12  | 16  | 10  | 5   | 2   | 11  | 9   | 14  | 12  | 12  | 14  | 22       |          |          | 127   |
|  | 2016 | 13  | 15  | -   | -   | -   | -   | -   | -   | -   | -   | -   | -   | 28       | 27.3%    | ▲        | 28    |
| Non-Capital Felonies and Related Matters | 2015 | 80  | 72  | 74  | 39  | 54  | 45  | 56  | 122 | 55  | 79  | 47  | 70  | 152      |          |          | 793   |
|  | 2016 | 93  | 79  | -   | -   | -   | -   | -   | -   | -   | -   | -   | -   | 172      | 13.2%    | ▲        | 172   |
| Other                                    | 2015 | 4   | 7   | 3   | 7   | 2   | 3   | 11  | 6   | 5   | 7   | 4   | 2   | 11       |          |          | 61    |
|  | 2016 | 10  | -   | -   | -   | -   | -   | -   | -   | -   | -   | -   | -   | 10       | -9.1%    | ▼        | 10    |
| Other Criminally Related Matters         | 2015 | -   | 3   | 9   | 1   | 9   | 5   | 2   | 1   | 6   | -   | 11  | -   | 3        |          |          | 47    |
|  | 2016 | -   | 2   | -   | -   | -   | -   | -   | -   | -   | -   | -   | -   | 2        | -33.3%   | ▼        | 2     |
| Probates/Wills and Trusts - Level 2      | 2015 | 1   | -   | -   | -   | 1   | 2   | 2   | -   | 1   | -   | 1   | -   | 1        |          |          | 8     |
|  | 2016 | 1   | -   | -   | -   | -   | -   | -   | -   | -   | -   | -   | -   | 1        | 0.0%     | ↔        | 1     |
| Protective Orders                        | 2015 | -   | -   | -   | -   | -   | -   | -   | -   | 1   | -   | 1   | -   | 0        |          |          | 2     |
| Uncontested Divorce                      | 2015 | 4   | 4   | 6   | 3   | 9   | 10  | 2   | 2   | 3   | 3   | 4   | 4   | 8        | 0.0%     | ↔        | 54    |
|  | 2016 | -   | 6   | -   | -   | -   | -   | -   | -   | -   | -   | -   | -   | 6        | -25.0%   | ▼        | 6     |

Court: Waynesboro Circuit

Start/End Date: Jan-15 / Feb-16

2015 Average Month: 150

Jan-Feb 2015: 334

Filings Trending: ▲

Circuit/Court ID: 25

225820


Type of Case: Filings

2016 Average Month:178

Jan-Feb 2016 : 356

Overall AVG. Month: 154

Monthly Summary



Jan 15-Feb 16

Totals

|          | 2015  | 2016 |
|----------|-------|------|
| Civil    | 560   | 125  |
| Criminal | 613   | 87   |
| Other    | 625   | 144  |
| Total    | 1,798 | 356  |

Jan --- Feb Filings

334

2015

356

2016

Jan --- Feb Filings

|          | 2015 | 2016 | % Change | Trending |
|----------|------|------|----------|----------|
| Civil    | 94   | 125  | 33.0%    | ▲        |
| Criminal | 100  | 87   | -13.0%   | ▼        |
| Other    | 140  | 144  | 2.9%     | ▲        |
| Total    | 334  | 356  | 6.6%     | ▲        |

|      | Jan | Feb | Mar | Apr | May | Jun | Jul | Aug | Sep | Oct | Nov | Dec | Thru Feb | % Change | Trending | Total |
|------|-----|-----|-----|-----|-----|-----|-----|-----|-----|-----|-----|-----|----------|----------|----------|-------|
| 2015 | 193 | 141 | 159 | 167 | 148 | 107 | 152 | 161 | 147 | 124 | 136 | 163 | 334      |          |          | 1,798 |
| 2016 | 152 | 204 | -   | -   | -   | -   | -   | -   | -   | -   | -   | -   | 356      | 6.6%     | ▲        | 356   |

|  |      | Jan | Feb | Mar | Apr | May | Jun | Jul | Aug | Sep | Oct | Nov | Dec | Thru Feb | % Change | Trending | Total |
|--|------|-----|-----|-----|-----|-----|-----|-----|-----|-----|-----|-----|-----|----------|----------|----------|-------|
| Administrative Law                       | 2016 | 1   | -   | -   | -   | -   | -   | -   | -   | -   | -   | -   | -   | 1        |          |          | 1     |
| Contested Divorce                        | 2015 | 10  | 10  | 12  | 7   | 4   | 6   | 11  | 8   | 9   | 9   | 4   | 8   | 20       |          |          | 98    |
|  | 2016 | 13  | 17  | -   | -   | -   | -   | -   | -   | -   | -   | -   | -   | 30       | 50.0%    | ▲        | 30    |
| Domestic and Family - Level 1            | 2015 | 3   | 3   | 5   | 2   | 7   | 1   | 6   | 6   | -   | 1   | 15  | -   | 6        |          |          | 49    |
|  | 2016 | 4   | 8   | -   | -   | -   | -   | -   | -   | -   | -   | -   | -   | 12       | 100.0%   | ▲        | 12    |
| Domestic and Family - Level 2            | 2015 | -   | -   | 1   | 2   | 1   | 2   | 2   | 1   | -   | -   | -   | -   | 0        |          |          | 9     |
|  | 2016 | 2   | 3   | -   | -   | -   | -   | -   | -   | -   | -   | -   | -   | 5        | 0.0%     | ↔        | 5     |
| General Civil - Level 1                  | 2015 | -   | -   | -   | -   | -   | -   | 1   | -   | -   | -   | -   | -   | 0        |          |          | 1     |
|  | 2016 | 1   | -   | -   | -   | -   | -   | -   | -   | -   | -   | -   | -   | 1        | 0.0%     | ↔        | 1     |
| General Civil - Level 2                  | 2015 | 2   | 4   | 5   | 1   | 2   | 1   | -   | 2   | 1   | 2   | 3   | -   | 6        |          |          | 23    |
|  | 2016 | 1   | 2   | -   | -   | -   | -   | -   | -   | -   | -   | -   | -   | 3        | -50.0%   | ▼        | 3     |
| General Civil - Level 3                  | 2015 | 1   | -   | -   | 2   | -   | 3   | -   | 8   | 1   | 4   | 2   | 5   | 1        |          |          | 26    |
|  | 2016 | -   | 3   | -   | -   | -   | -   | -   | -   | -   | -   | -   | -   | 3        | 200.0%   | ▲        | 3     |
| Miscellaneous                            | 2015 | 36  | 25  | 23  | 25  | 27  | 28  | 28  | 23  | 38  | 24  | 24  | 57  | 61       |          |          | 358   |
|  | 2016 | 36  | 34  | -   | -   | -   | -   | -   | -   | -   | -   | -   | -   | 70       | 14.8%    | ▲        | 70    |
| Misdemeanor                              | 2015 | 10  | 6   | 14  | 6   | 11  | 6   | 16  | 11  | 11  | 12  | 5   | 14  | 16       |          |          | 122   |
|  | 2016 | 9   | 12  | -   | -   | -   | -   | -   | -   | -   | -   | -   | -   | 21       | 31.3%    | ▲        | 21    |
| Non-Capital Felonies and Related Matters | 2015 | 66  | 18  | 18  | 69  | 56  | 13  | 37  | 49  | 29  | 28  | 42  | 35  | 84       |          |          | 460   |
|  | 2016 | 41  | 26  | -   | -   | -   | -   | -   | -   | -   | -   | -   | -   | 67       | -20.2%   | ▼        | 67    |
| Other                                    | 2015 | 41  | 50  | 43  | 26  | 24  | 23  | 30  | 34  | 40  | 16  | 25  | 25  | 91       |          |          | 377   |
|  | 2016 | 23  | 65  | -   | -   | -   | -   | -   | -   | -   | -   | -   | -   | 88       | -3.3%    | ▼        | 88    |
| Other Criminally Related Matte           | 2015 | -   | -   | 1   | 6   | 1   | 4   | 3   | 1   | 5   | 7   | 2   | 1   | 0        |          |          | 31    |
| Probates/Wills and Trusts - Le           | 2015 | 1   | -   | 1   | -   | -   | -   | -   | -   | -   | 1   | -   | -   | 1        | 0.0%     | ↔        | 3     |
| Probates/Wills and Trusts - Le           | 2015 | -   | 1   | 1   | 1   | -   | 1   | -   | -   | -   | 1   | -   | -   | 1        |          |          | 5     |
| Uncontested Divorce                      | 2015 | 23  | 24  | 35  | 20  | 15  | 19  | 18  | 18  | 13  | 19  | 14  | 18  | 47       |          |          | 236   |
|  | 2016 | 21  | 34  | -   | -   | -   | -   | -   | -   | -   | -   | -   | -   | 55       | 17.0%    | ▲        | 55    |

Court: Clarke Circuit

Start/End Date: Jan-15 / Feb-16

2015 Average Month: 52

Jan-Feb 2015: 82

Filings Trending: ▲

Circuit/Court ID: 26

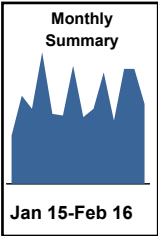
226043

Type of Case: Filings

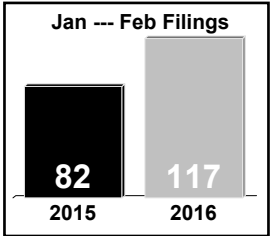
2016 Average Month:59

Jan-Feb 2016 : 117

Overall AVG. Month: 53



|          | Totals |      |
|----------|--------|------|
|          | 2015   | 2016 |
| Civil    | 129    | 12   |
| Criminal | 232    | 48   |
| Other    | 258    | 57   |
| Total    | 619    | 117  |



|          | Jan --- Feb Filings |      |          |          |
|----------|---------------------|------|----------|----------|
|          | 2015                | 2016 | % Change | Trending |
| Civil    | 22                  | 12   | -45.5%   | ▼        |
| Criminal | 19                  | 48   | 152.6%   | ▲        |
| Other    | 41                  | 57   | 39.0%    | ▲        |
| Total    | 82                  | 117  | 42.7%    | ▲        |

|      | Jan | Feb | Mar | Apr | May | Jun | Jul | Aug | Sep | Oct | Nov | Dec | Thru Feb | % Change | Trending | Total |
|------|-----|-----|-----|-----|-----|-----|-----|-----|-----|-----|-----|-----|----------|----------|----------|-------|
| 2015 | 29  | 53  | 45  | 79  | 42  | 41  | 71  | 40  | 45  | 67  | 38  | 69  | 82       |          |          | 619   |
| 2016 | 69  | 48  | -   | -   | -   | -   | -   | -   | -   | -   | -   | -   | 117      | 42.7%    | ▲        | 117   |

|  |      | Jan | Feb | Mar | Apr | May | Jun | Jul | Aug | Sep | Oct | Nov | Dec | Thru Feb | % Change | Trending | Total |
|--|------|-----|-----|-----|-----|-----|-----|-----|-----|-----|-----|-----|-----|----------|----------|----------|-------|
| Contested Divorce                        | 2015 | -   | 3   | 3   | 1   | 4   | -   | 1   | -   | 1   | -   | 2   | 1   | 3        |          |          | 16    |
|  | 2016 | -   | 2   | -   | -   | -   | -   | -   | -   | -   | -   | -   | -   | 2        | -33.3%   | ▼        | 2     |
| Domestic and Family - Level 1            | 2015 | -   | -   | 1   | -   | 1   | -   | -   | -   | 1   | -   | -   | -   | 0        |          |          | 3     |
|  | 2016 | 1   | -   | -   | -   | -   | -   | -   | -   | -   | -   | -   | -   | 1        | 0.0%     | ↔        | 1     |
| Domestic and Family - Level 2            | 2015 | -   | -   | 1   | 1   | -   | -   | 1   | -   | -   | -   | -   | -   | 0        |          |          | 3     |
| General Civil - Level 1                  | 2015 | -   | -   | -   | -   | 1   | -   | 1   | -   | -   | -   | -   | -   | 0        | 0.0%     | ↔        | 2     |
| General Civil - Level 2                  | 2015 | 1   | 2   | 1   | 5   | 1   | -   | -   | 1   | 1   | 2   | 1   | -   | 3        | 0.0%     | ↔        | 15    |
|  | 2016 | 1   | -   | -   | -   | -   | -   | -   | -   | -   | -   | -   | -   | 1        | -66.7%   | ▼        | 1     |
| General Civil - Level 3                  | 2015 | -   | -   | -   | 1   | 1   | -   | 1   | -   | 2   | 2   | 1   | -   | 0        |          |          | 8     |
|  | 2016 | 1   | -   | -   | -   | -   | -   | -   | -   | -   | -   | -   | -   | 1        | 0.0%     | ↔        | 1     |
| Miscellaneous                            | 2015 | 16  | 30  | 23  | 23  | 16  | 15  | 24  | 25  | 27  | 28  | 23  | 49  | 46       |          |          | 299   |
|  | 2016 | 28  | 31  | -   | -   | -   | -   | -   | -   | -   | -   | -   | -   | 59       | 28.3%    | ▲        | 59    |
| Misdemeanor                              | 2015 | 2   | 1   | 3   | 5   | 3   | 7   | 8   | 1   | 5   | 10  | 3   | 7   | 3        |          |          | 55    |
|  | 2016 | 10  | 3   | -   | -   | -   | -   | -   | -   | -   | -   | -   | -   | 13       | 333.3%   | ▲        | 13    |
| Non-Capital Felonies and Related Matters | 2015 | 6   | 10  | 8   | 40  | 10  | 13  | 30  | 6   | 7   | 23  | 4   | 10  | 16       |          |          | 167   |
|  | 2016 | 24  | 9   | -   | -   | -   | -   | -   | -   | -   | -   | -   | -   | 33       | 106.3%   | ▲        | 33    |
| Other                                    | 2015 | -   | 1   | -   | -   | -   | -   | -   | -   | -   | -   | -   | -   | 1        |          |          | 1     |
| Other Criminally Related Matters         | 2015 | -   | -   | 1   | -   | -   | 2   | -   | 4   | 1   | -   | -   | 2   | 0        |          |          | 10    |
|  | 2016 | 2   | -   | -   | -   | -   | -   | -   | -   | -   | -   | -   | -   | 2        | 0.0%     | ↔        | 2     |
| Probates/Wills and Trusts - Le           | 2015 | -   | 1   | -   | 1   | -   | -   | -   | -   | -   | -   | -   | -   | 1        |          |          | 2     |
| Uncontested Divorce                      | 2015 | 4   | 5   | 4   | 2   | 5   | 4   | 5   | 3   | -   | 2   | 4   | -   | 9        |          |          | 38    |
|  | 2016 | 2   | 3   | -   | -   | -   | -   | -   | -   | -   | -   | -   | -   | 5        | -44.4%   | ▼        | 5     |



Court: Frederick Circuit

Start/End Date: Jan-15 / Feb-16

2015 Average Month: 391

Jan-Feb 2015: 711

Filings Trending: ▲

Circuit/Court ID: 26

226069


Type of Case: Filings

2016 Average Month:410

Jan-Feb 2016 : 819

Overall AVG. Month: 394

Monthly Summary



Jan 15-Feb 16

Totals

|          | 2015  | 2016 |
|----------|-------|------|
| Civil    | 895   | 125  |
| Criminal | 2,482 | 334  |
| Other    | 1,318 | 360  |
| Total    | 4,695 | 819  |

Jan --- Feb Filings

711

2015

819

2016

Jan --- Feb Filings

|          | 2015 | 2016 | % Change | Trending |
|----------|------|------|----------|----------|
| Civil    | 124  | 125  | 0.8%     | ▲        |
| Criminal | 402  | 334  | -16.9%   | ▼        |
| Other    | 185  | 360  | 94.6%    | ▲        |
| Total    | 711  | 819  | 15.2%    | ▲        |

|      | Jan | Feb | Mar | Apr | May | Jun | Jul | Aug | Sep | Oct | Nov | Dec | Thru Feb | % Change | Trending | Total |
|------|-----|-----|-----|-----|-----|-----|-----|-----|-----|-----|-----|-----|----------|----------|----------|-------|
| 2015 | 394 | 317 | 399 | 496 | 326 | 477 | 420 | 291 | 344 | 467 | 292 | 472 | 711      |          |          | 4,695 |
| 2016 | 381 | 438 | -   | -   | -   | -   | -   | -   | -   | -   | -   | -   | 819      | 15.2%    | ▲        | 819   |

|  |      | Jan | Feb | Mar | Apr | May | Jun | Jul | Aug | Sep | Oct | Nov | Dec | Thru Feb | % Change | Trending | Total |
|--|------|-----|-----|-----|-----|-----|-----|-----|-----|-----|-----|-----|-----|----------|----------|----------|-------|
| Administrative Law                       | 2015 | -   | -   | 1   | -   | -   | 1   | -   | -   | -   | -   | -   | -   | 0        |          |          | 2     |
| Contested Divorce                        | 2015 | 5   | 10  | 14  | 15  | 6   | 9   | 6   | 10  | 7   | 7   | 5   | 14  | 15       | 0.0%     | ↔        | 108   |
|  | 2016 | 11  | 10  | -   | -   | -   | -   | -   | -   | -   | -   | -   | -   | 21       | 40.0%    | ▲        | 21    |
| Domestic and Family - Level 1            | 2015 | 2   | 4   | 7   | 7   | 6   | 6   | 2   | 3   | 5   | 7   | 9   | 2   | 6        |          |          | 60    |
|  | 2016 | -   | 5   | -   | -   | -   | -   | -   | -   | -   | -   | -   | -   | 5        | -16.7%   | ▼        | 5     |
| Domestic and Family - Level 2            | 2015 | 3   | 1   | 1   | -   | 3   | 2   | 1   | 2   | 3   | 3   | 5   | 1   | 4        |          |          | 25    |
|  | 2016 | 2   | -   | -   | -   | -   | -   | -   | -   | -   | -   | -   | -   | 2        | -50.0%   | ▼        | 2     |
| General Civil - Level 1                  | 2015 | -   | -   | -   | 1   | -   | -   | -   | -   | 1   | 1   | -   | -   | 0        |          |          | 3     |
|  | 2016 | -   | 1   | -   | -   | -   | -   | -   | -   | -   | -   | -   | -   | 1        | 0.0%     | ↔        | 1     |
| General Civil - Level 2                  | 2015 | 7   | 5   | 7   | 11  | 10  | 7   | 8   | 6   | 11  | 5   | 5   | 7   | 12       |          |          | 89    |
|  | 2016 | 3   | 11  | -   | -   | -   | -   | -   | -   | -   | -   | -   | -   | 14       | 16.7%    | ▲        | 14    |
| General Civil - Level 3                  | 2015 | 4   | 5   | 5   | 7   | 3   | 8   | 2   | 4   | 3   | 5   | 2   | 2   | 9        |          |          | 50    |
|  | 2016 | 2   | 10  | -   | -   | -   | -   | -   | -   | -   | -   | -   | -   | 12       | 33.3%    | ▲        | 12    |
| Miscellaneous                            | 2015 | 110 | 113 | 123 | 151 | 110 | 98  | 141 | 100 | 118 | 123 | 137 | 248 | 223      |          |          | 1,572 |
|  | 2016 | 176 | 220 | -   | -   | -   | -   | -   | -   | -   | -   | -   | -   | 396      | 77.6%    | ▲        | 396   |
| Misdemeanor                              | 2015 | 42  | 53  | 53  | 40  | 23  | 127 | 55  | 43  | 35  | 62  | 18  | 18  | 95       |          |          | 569   |
|  | 2016 | 30  | 27  | -   | -   | -   | -   | -   | -   | -   | -   | -   | -   | 57       | -40.0%   | ▼        | 57    |
| Non-Capital Felonies and Related Matters | 2015 | 201 | 97  | 153 | 233 | 138 | 182 | 179 | 82  | 134 | 224 | 77  | 153 | 298      |          |          | 1,853 |
|  | 2016 | 138 | 132 | -   | -   | -   | -   | -   | -   | -   | -   | -   | -   | 270      | -9.4%    | ▼        | 270   |
| Other                                    | 2015 | -   | 1   | -   | -   | -   | -   | 1   | 1   | -   | -   | -   | -   | 1        |          |          | 3     |
| Other Criminally Related Matters         | 2015 | 5   | 4   | 1   | 7   | 5   | 3   | 5   | 13  | 2   | 11  | 2   | 5   | 9        |          |          | 63    |
|  | 2016 | 4   | 3   | -   | -   | -   | -   | -   | -   | -   | -   | -   | -   | 7        | -22.2%   | ▼        | 7     |
| Probates/Wills and Trusts - Le           | 2015 | -   | -   | -   | 1   | -   | 1   | -   | -   | -   | -   | -   | -   | 0        |          |          | 2     |
| Probates/Wills and Trusts - Level 2      | 2015 | 2   | 1   | 2   | 4   | 4   | 3   | -   | 2   | 2   | 2   | 1   | 2   | 3        | 0.0%     | ↔        | 25    |
|  | 2016 | 2   | 1   | -   | -   | -   | -   | -   | -   | -   | -   | -   | -   | 3        | 0.0%     | ↔        | 3     |
| Uncontested Divorce                      | 2015 | 13  | 23  | 32  | 19  | 18  | 30  | 20  | 25  | 23  | 17  | 31  | 20  | 36       |          |          | 271   |
|  | 2016 | 13  | 18  | -   | -   | -   | -   | -   | -   | -   | -   | -   | -   | 31       | -13.9%   | ▼        | 31    |

Court: Page Circuit

Start/End Date: Jan-15 / Feb-16

2015 Average Month: 139

Jan-Feb 2015: 302

Filings Trending: ▲

Circuit/Court ID: 26

226139


Type of Case: Filings

2016 Average Month:221

Jan-Feb 2016 : 441

Overall AVG. Month: 151

Monthly Summary



Jan 15-Feb 16

Totals

|          | 2015  | 2016 |
|----------|-------|------|
| Civil    | 276   | 39   |
| Criminal | 991   | 268  |
| Other    | 400   | 134  |
| Total    | 1,667 | 441  |

Jan --- Feb Filings

302

441

20152016

Jan --- Feb Filings

|          | 2015 | 2016 | % Change | Trending |
|----------|------|------|----------|----------|
| Civil    | 42   | 39   | -7.1%    | ▼        |
| Criminal | 193  | 268  | 38.9%    | ▲        |
| Other    | 67   | 134  | 100.0%   | ▲        |
| Total    | 302  | 441  | 46.0%    | ▲        |

|      | Jan | Feb | Mar | Apr | May | Jun | Jul | Aug | Sep | Oct | Nov | Dec | Thru Feb | % Change | Trending | Total |
|------|-----|-----|-----|-----|-----|-----|-----|-----|-----|-----|-----|-----|----------|----------|----------|-------|
| 2015 | 194 | 108 | 155 | 125 | 142 | 130 | 158 | 117 | 149 | 125 | 108 | 156 | 302      |          |          | 1,667 |
| 2016 | 243 | 198 | -   | -   | -   | -   | -   | -   | -   | -   | -   | -   | 441      | 46.0%    | ▲        | 441   |

|  |      | Jan | Feb | Mar | Apr | May | Jun | Jul | Aug | Sep | Oct | Nov | Dec | Thru Feb | % Change | Trending | Total |
|--|------|-----|-----|-----|-----|-----|-----|-----|-----|-----|-----|-----|-----|----------|----------|----------|-------|
| Administrative Law                       | 2015 | -   | -   | -   | -   | -   | -   | -   | -   | -   | -   | 1   | 1   | 0        |          |          | 2     |
| Contested Divorce                        | 2015 | 1   | 2   | 5   | 5   | 3   | 1   | 2   | 4   | 1   | 2   | -   | 5   | 3        | 0.0%     | ↔        | 31    |
|  | 2016 | 1   | 3   | -   | -   | -   | -   | -   | -   | -   | -   | -   | -   | 4        | 33.3%    | ▲        | 4     |
| Domestic and Family - Level 1            | 2015 | 2   | 1   | 1   | 2   | -   | -   | -   | 1   | 3   | 1   | -   | 1   | 3        |          |          | 12    |
|  | 2016 | 3   | -   | -   | -   | -   | -   | -   | -   | -   | -   | -   | -   | 3        | 0.0%     | ↔        | 3     |
| Domestic and Family - Level 2            | 2015 | 1   | 1   | -   | 1   | -   | 1   | -   | -   | -   | 2   | 2   | 2   | 2        |          |          | 10    |
| General Civil - Level 2                  | 2015 | 1   | 2   | 6   | 2   | 2   | 7   | 6   | 1   | 2   | 3   | -   | 3   | 3        |          |          | 35    |
|  | 2016 | 1   | 3   | -   | -   | -   | -   | -   | -   | -   | -   | -   | -   | 4        | 33.3%    | ▲        | 4     |
| General Civil - Level 3                  | 2015 | -   | -   | 1   | 3   | 2   | 1   | 5   | -   | -   | 1   | 2   | 1   | 0        |          |          | 16    |
|  | 2016 | 1   | -   | -   | -   | -   | -   | -   | -   | -   | -   | -   | -   | 1        | 0.0%     | ↔        | 1     |
| Miscellaneous                            | 2015 | 42  | 40  | 41  | 22  | 32  | 33  | 40  | 23  | 43  | 44  | 33  | 82  | 82       |          |          | 475   |
|  | 2016 | 70  | 71  | -   | -   | -   | -   | -   | -   | -   | -   | -   | -   | 141      | 72.0%    | ▲        | 141   |
| Misdemeanor                              | 2015 | 33  | 13  | 15  | 7   | 26  | 23  | 27  | 26  | 11  | 17  | 20  | 11  | 46       |          |          | 229   |
|  | 2016 | 28  | 8   | -   | -   | -   | -   | -   | -   | -   | -   | -   | -   | 36       | -21.7%   | ▼        | 36    |
| Non-Capital Felonies and Related Matters | 2015 | 108 | 38  | 74  | 77  | 60  | 52  | 63  | 55  | 74  | 48  | 38  | 41  | 146      |          |          | 728   |
|  | 2016 | 78  | 97  | -   | -   | -   | -   | -   | -   | -   | -   | -   | -   | 175      | 19.9%    | ▲        | 175   |
| Other                                    | 2015 | 1   | 1   | 4   | -   | -   | 1   | 2   | -   | 1   | 1   | 1   | 1   | 2        |          |          | 13    |
|  | 2016 | -   | 2   | -   | -   | -   | -   | -   | -   | -   | -   | -   | -   | 2        | 0.0%     | ↔        | 2     |
| Other Criminally Related Matters         | 2015 | 1   | -   | 1   | 1   | 8   | 3   | 5   | 1   | 11  | -   | 3   | 1   | 1        |          |          | 35    |
|  | 2016 | 56  | 1   | -   | -   | -   | -   | -   | -   | -   | -   | -   | -   | 57       | 5,600.0% | ▲        | 57    |
| Probates/Wills and Trusts - Level 2      | 2015 | -   | 2   | 1   | 1   | 1   | 1   | -   | -   | -   | 1   | -   | -   | 2        |          |          | 7     |
|  | 2016 | 1   | -   | -   | -   | -   | -   | -   | -   | -   | -   | -   | -   | 1        | -50.0%   | ▼        | 1     |
| Protective Orders                        | 2015 | 1   | -   | -   | -   | -   | -   | -   | -   | -   | -   | -   | -   | 1        |          |          | 1     |
| Uncontested Divorce                      | 2015 | 3   | 8   | 6   | 4   | 8   | 7   | 8   | 6   | 3   | 5   | 8   | 7   | 11       |          |          | 73    |
|  | 2016 | 4   | 13  | -   | -   | -   | -   | -   | -   | -   | -   | -   | -   | 17       | 54.5%    | ▲        | 17    |

Court: Rockingham Circuit

Start/End Date: Jan-15 / Feb-16

2015 Average Month: 591

Jan-Feb 2015: 1,103

Filings Trending: ▲

Circuit/Court ID: 26

226165

Type of Case: Filings

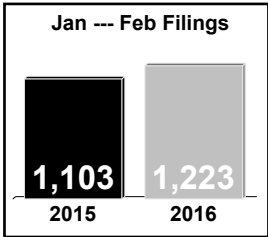
2016 Average Month:612

Jan-Feb 2016 : 1,223

Overall AVG. Month: 594



| Totals   |       |       |
|----------|-------|-------|
|          | 2015  | 2016  |
| Civil    | 1,625 | 250   |
| Criminal | 3,033 | 427   |
| Other    | 2,436 | 546   |
| Total    | 7,094 | 1,223 |



| Jan --- Feb Filings |       |       |          |          |
|---------------------|-------|-------|----------|----------|
|                     | 2015  | 2016  | % Change | Trending |
| Civil               | 220   | 250   | 13.6%    | ▲        |
| Criminal            | 477   | 427   | -10.5%   | ▼        |
| Other               | 406   | 546   | 34.5%    | ▲        |
| Total               | 1,103 | 1,223 | 10.9%    | ▲        |

|      | Jan | Feb | Mar | Apr | May | Jun | Jul | Aug | Sep | Oct | Nov | Dec | Thru Feb | % Change | Trending | Total |
|------|-----|-----|-----|-----|-----|-----|-----|-----|-----|-----|-----|-----|----------|----------|----------|-------|
| 2015 | 515 | 588 | 584 | 557 | 647 | 621 | 538 | 531 | 470 | 571 | 523 | 949 | 1,103    |          |          | 7,094 |
| 2016 | 573 | 650 | -   | -   | -   | -   | -   | -   | -   | -   | -   | -   | 1,223    | 10.9%    | ▲        | 1,223 |

|  |      | Jan | Feb | Mar | Apr | May | Jun | Jul | Aug | Sep | Oct | Nov | Dec | Thru Feb | % Change | Trending | Total |
|--|------|-----|-----|-----|-----|-----|-----|-----|-----|-----|-----|-----|-----|----------|----------|----------|-------|
| Administrative Law                       | 2015 | -   | 1   | -   | 1   | -   | -   | 3   | 1   | -   | 1   | 1   | 1   | 1        |          |          | 9     |
|  | 2016 | -   | 1   | -   | -   | -   | -   | -   | -   | -   | -   | -   | -   | 1        | 0.0%     | ↔        | 1     |
| Capital Murder                           | 2015 | -   | -   | -   | 4   | -   | -   | -   | -   | -   | -   | -   | -   | 0        |          |          | 4     |
|  | 2016 | 12  | 10  | 18  | 9   | 22  | 11  | 14  | 16  | 12  | 14  | 18  | 9   | 22       | 0.0%     | ↔        | 165   |
| Contested Divorce                        | 2015 | 9   | 15  | -   | -   | -   | -   | -   | -   | -   | -   | -   | -   | 24       | 9.1%     | ▲        | 24    |
|  | 2016 | 6   | 2   | 5   | 3   | 3   | 9   | 20  | 6   | 5   | 15  | 19  | 6   | 8        |          |          | 99    |
| Domestic and Family - Level 1            | 2015 | 8   | 7   | -   | -   | -   | -   | -   | -   | -   | -   | -   | -   | 15       | 87.5%    | ▲        | 15    |
|  | 2016 | 5   | 1   | 14  | 4   | 15  | 17  | 3   | 5   | 8   | 18  | 19  | 5   | 6        |          |          | 114   |
| Domestic and Family - Level 2            | 2015 | 9   | 4   | -   | -   | -   | -   | -   | -   | -   | -   | -   | -   | 13       | 116.7%   | ▲        | 13    |
|  | 2016 | 2   | 2   | -   | 1   | 2   | 1   | 1   | 1   | 2   | -   | -   | -   | 4        |          |          | 12    |
| General Civil - Level 1                  | 2015 | 2   | -   | -   | -   | -   | -   | -   | -   | -   | -   | -   | -   | 2        | -50.0%   | ▼        | 2     |
|  | 2016 | 13  | 14  | 9   | 11  | 10  | 17  | 11  | 12  | 18  | 5   | 22  | 9   | 27       |          |          | 151   |
| General Civil - Level 2                  | 2015 | 11  | 11  | -   | -   | -   | -   | -   | -   | -   | -   | -   | -   | 22       | -18.5%   | ▼        | 22    |
|  | 2016 | 3   | 3   | 10  | 7   | 7   | 7   | 1   | 4   | 7   | 1   | 11  | 5   | 6        |          |          | 66    |
| General Civil - Level 3                  | 2015 | 5   | 8   | -   | -   | -   | -   | -   | -   | -   | -   | -   | -   | 13       | 116.7%   | ▲        | 13    |
|  | 2016 | 147 | 198 | 164 | 156 | 152 | 135 | 148 | 131 | 166 | 176 | 141 | 415 | 345      |          |          | 2,129 |
| Miscellaneous                            | 2015 | 246 | 265 | -   | -   | -   | -   | -   | -   | -   | -   | -   | -   | 511      | 48.1%    | ▲        | 511   |
|  | 2016 | 43  | 43  | 56  | 41  | 64  | 74  | 37  | 47  | 35  | 35  | 39  | 51  | 86       |          |          | 565   |
| Misdemeanor                              | 2015 | 26  | 59  | -   | -   | -   | -   | -   | -   | -   | -   | -   | -   | 85       | -1.2%    | ▼        | 85    |
|  | 2016 | 170 | 212 | 211 | 224 | 250 | 254 | 184 | 203 | 134 | 198 | 148 | 203 | 382      |          |          | 2,391 |
| Non-Capital Felonies and Related Matters | 2015 | 151 | 172 | -   | -   | -   | -   | -   | -   | -   | -   | -   | -   | 323      | -15.4%   | ▼        | 323   |
|  | 2016 | 77  | 67  | 55  | 67  | 51  | 66  | 71  | 65  | 56  | 74  | 77  | 219 | 144      |          |          | 945   |
| Other                                    | 2015 | 68  | 70  | -   | -   | -   | -   | -   | -   | -   | -   | -   | -   | 138      | -4.2%    | ▼        | 138   |
|  | 2016 | 3   | 7   | 8   | 6   | 10  | 7   | 3   | 6   | 3   | 8   | 6   | 9   | 10       |          |          | 76    |
| Other Criminally Related Matters         | 2015 | 9   | 10  | -   | -   | -   | -   | -   | -   | -   | -   | -   | -   | 19       | 90.0%    | ▲        | 19    |
|  | 2016 | -   | -   | -   | -   | -   | 1   | -   | 1   | -   | -   | 1   | -   | 0        |          |          | 3     |
| Probates/Wills and Trusts - Le           | 2015 | 8   | 1   | 1   | 4   | 2   | 1   | 1   | 3   | -   | 5   | 2   | -   | 9        | 0.0%     | ↔        | 28    |
|  | 2016 | 1   | 2   | -   | -   | -   | -   | -   | -   | -   | -   | -   | -   | 3        | -66.7%   | ▼        | 3     |
| Probates/Wills and Trusts - Level 2      | 2015 | -   | 1   | 3   | 1   | 5   | -   | 1   | -   | -   | -   | 2   | -   | 1        |          |          | 13    |
|  | 2016 | 26  | 26  | 30  | 18  | 54  | 21  | 40  | 30  | 24  | 21  | 17  | 17  | 52       |          |          | 324   |
| Protective Orders                        | 2015 | -   | -   | -   | -   | -   | -   | -   | -   | -   | -   | -   | -   | 54       | 3.8%     | ▲        | 54    |
|  | 2016 | 28  | 26  | -   | -   | -   | -   | -   | -   | -   | -   | -   | -   | -        |          |          | -     |

Court: Shenandoah Circuit

Start/End Date: Jan-15 / Feb-16

2015 Average Month: 265

Jan-Feb 2015: 563

Filings Trending: ↔

Circuit/Court ID: 26

226171


Type of Case: Filings

2016 Average Month:283

Jan-Feb 2016 : 565

Overall AVG. Month: 267

Monthly Summary



Jan 15-Feb 16

Totals

|          | 2015  | 2016 |
|----------|-------|------|
| Civil    | 425   | 59   |
| Criminal | 1,351 | 199  |
| Other    | 1,402 | 307  |
| Total    | 3,178 | 565  |

Jan --- Feb Filings

563

2015

565

2016

Jan --- Feb Filings

|          | 2015 | 2016 | % Change | Trending |
|----------|------|------|----------|----------|
| Civil    | 52   | 59   | 13.5%    | ▲        |
| Criminal | 271  | 199  | -26.6%   | ▼        |
| Other    | 240  | 307  | 27.9%    | ▲        |
| Total    | 563  | 565  | -        | ↔        |

|      | Jan | Feb | Mar | Apr | May | Jun | Jul | Aug | Sep | Oct | Nov | Dec | Thru Feb | % Change | Trending | Total |
|------|-----|-----|-----|-----|-----|-----|-----|-----|-----|-----|-----|-----|----------|----------|----------|-------|
| 2015 | 260 | 303 | 265 | 302 | 141 | 259 | 208 | 263 | 243 | 323 | 164 | 447 | 563      |          |          | 3,178 |
| 2016 | 335 | 230 | -   | -   | -   | -   | -   | -   | -   | -   | -   | -   | 565      | 0.4%     | ▲        | 565   |

|  |      | Jan | Feb | Mar | Apr | May | Jun | Jul | Aug | Sep | Oct | Nov | Dec | Thru Feb | % Change | Trending | Total |
|--|------|-----|-----|-----|-----|-----|-----|-----|-----|-----|-----|-----|-----|----------|----------|----------|-------|
| Administrative Law                       | 2015 | -   | -   | -   | -   | 1   | -   | 1   | -   | -   | -   | -   | -   | 0        |          |          | 2     |
| Contested Divorce                        | 2015 | -   | -   | 5   | 7   | 6   | 7   | 6   | 2   | 3   | 2   | 5   | 2   | 0        | 0.0%     | ↔        | 45    |
|  | 2016 | 5   | 1   | -   | -   | -   | -   | -   | -   | -   | -   | -   | -   | 6        | 0.0%     | ↔        | 6     |
| Domestic and Family - Level 1            | 2015 | 6   | 3   | 2   | 9   | 2   | 4   | 3   | 12  | 8   | 2   | 4   | 1   | 9        |          |          | 56    |
|  | 2016 | 7   | -   | -   | -   | -   | -   | -   | -   | -   | -   | -   | -   | 7        | -22.2%   | ▼        | 7     |
| Domestic and Family - Level 2            | 2015 | 2   | 2   | -   | 2   | 1   | 4   | 1   | 1   | 1   | -   | -   | 1   | 4        |          |          | 15    |
|  | 2016 | -   | 3   | -   | -   | -   | -   | -   | -   | -   | -   | -   | -   | 3        | -25.0%   | ▼        | 3     |
| General Civil - Level 1                  | 2015 | -   | -   | 1   | -   | -   | -   | -   | -   | 2   | -   | -   | -   | 0        |          |          | 3     |
|  | 2016 | 1   | -   | -   | -   | -   | -   | -   | -   | -   | -   | -   | -   | 1        | 0.0%     | ↔        | 1     |
| General Civil - Level 2                  | 2015 | 1   | 4   | 3   | 2   | 3   | 4   | 2   | 2   | 5   | 1   | 3   | 3   | 5        |          |          | 33    |
|  | 2016 | 2   | 1   | -   | -   | -   | -   | -   | -   | -   | -   | -   | -   | 3        | -40.0%   | ▼        | 3     |
| General Civil - Level 3                  | 2015 | 2   | -   | 3   | 2   | 2   | 1   | -   | 2   | 3   | -   | 2   | 1   | 2        |          |          | 18    |
|  | 2016 | 1   | -   | -   | -   | -   | -   | -   | -   | -   | -   | -   | -   | 1        | -50.0%   | ▼        | 1     |
| Miscellaneous                            | 2015 | 73  | 54  | 85  | 66  | 52  | 75  | 64  | 84  | 76  | 71  | 93  | 142 | 127      |          |          | 935   |
|  | 2016 | 116 | 104 | -   | -   | -   | -   | -   | -   | -   | -   | -   | -   | 220      | 73.2%    | ▲        | 220   |
| Misdemeanor                              | 2015 | 17  | 45  | 35  | 16  | 8   | 17  | 15  | 19  | 24  | 122 | 9   | 38  | 62       |          |          | 365   |
|  | 2016 | 27  | 18  | -   | -   | -   | -   | -   | -   | -   | -   | -   | -   | 45       | -27.4%   | ▼        | 45    |
| Non-Capital Felonies and Related Matters | 2015 | 110 | 90  | 99  | 128 | 34  | 95  | 74  | 42  | 73  | 79  | 8   | 98  | 200      |          |          | 930   |
|  | 2016 | 90  | 63  | -   | -   | -   | -   | -   | -   | -   | -   | -   | -   | 153      | -23.5%   | ▼        | 153   |
| Other                                    | 2015 | 38  | 91  | 22  | 53  | 27  | 42  | 33  | 70  | 39  | 29  | 23  | 148 | 129      |          |          | 615   |
|  | 2016 | 79  | 27  | -   | -   | -   | -   | -   | -   | -   | -   | -   | -   | 106      | -17.8%   | ▼        | 106   |
| Other Criminally Related Matters         | 2015 | 1   | 8   | 1   | 5   | 2   | 5   | -   | 19  | -   | 10  | 2   | 3   | 9        |          |          | 56    |
|  | 2016 | -   | 1   | -   | -   | -   | -   | -   | -   | -   | -   | -   | -   | 1        | -88.9%   | ▼        | 1     |
| Probates/Wills and Trusts - Le           | 2016 | 1   | 1   | -   | -   | -   | -   | -   | -   | -   | -   | -   | -   | 2        |          |          | 2     |
| Probates/Wills and Trusts - Level 2      | 2015 | -   | 1   | -   | 1   | -   | -   | 3   | -   | -   | -   | -   | 2   | 1        |          |          | 7     |
|  | 2016 | 1   | 1   | -   | -   | -   | -   | -   | -   | -   | -   | -   | -   | 2        | 100.0%   | ▲        | 2     |
| Uncontested Divorce                      | 2015 | 10  | 5   | 9   | 11  | 3   | 5   | 6   | 10  | 9   | 7   | 15  | 8   | 15       |          |          | 98    |
|  | 2016 | 5   | 10  | -   | -   | -   | -   | -   | -   | -   | -   | -   | -   | 15       | 0.0%     | ↔        | 15    |

Court: Warren Circuit

Start/End Date: Jan-15 / Feb-16

2015 Average Month: 264

Jan-Feb 2015: 500

Filings Trending: ▼

Circuit/Court ID: 26

226187


Type of Case: Filings

2016 Average Month: 216

Jan-Feb 2016 : 432

Overall AVG. Month: 257

Monthly Summary



Jan 15-Feb 16

Totals

|          | 2015  | 2016 |
|----------|-------|------|
| Civil    | 676   | 135  |
| Criminal | 1,248 | 108  |
| Other    | 1,242 | 189  |
| Total    | 3,166 | 432  |

Jan --- Feb Filings

500

2015

432

2016

Jan --- Feb Filings

|          | 2015 | 2016 | % Change | Trending |
|----------|------|------|----------|----------|
| Civil    | 85   | 135  | 58.8%    | ▲        |
| Criminal | 199  | 108  | -45.7%   | ▼        |
| Other    | 216  | 189  | -12.5%   | ▼        |
| Total    | 500  | 432  | -13.6%   | ▼        |

|      | Jan | Feb | Mar | Apr | May | Jun | Jul | Aug | Sep | Oct | Nov | Dec | Thru Feb | % Change | Trending | Total |
|------|-----|-----|-----|-----|-----|-----|-----|-----|-----|-----|-----|-----|----------|----------|----------|-------|
| 2015 | 232 | 268 | 224 | 358 | 221 | 198 | 251 | 214 | 255 | 248 | 245 | 452 | 500      |          |          | 3,166 |
| 2016 | 202 | 230 | -   | -   | -   | -   | -   | -   | -   | -   | -   | -   | 432      | -13.6%   | ▼        | 432   |

|  |      | Jan | Feb | Mar | Apr | May | Jun | Jul | Aug | Sep | Oct | Nov | Dec | Thru Feb | % Change | Trending | Total |
|--|------|-----|-----|-----|-----|-----|-----|-----|-----|-----|-----|-----|-----|----------|----------|----------|-------|
| Administrative Law                       | 2015 | -   | -   | -   | -   | 1   | -   | -   | -   | -   | -   | -   | -   | 0        |          |          | 1     |
| Contested Divorce                        | 2015 | 6   | 8   | 14  | 10  | 9   | 10  | 8   | 12  | 8   | 10  | 6   | 6   | 14       | 0.0%     | ↔        | 107   |
|  | 2016 | 9   | 11  | -   | -   | -   | -   | -   | -   | -   | -   | -   | -   | 20       | 42.9%    | ▲        | 20    |
| Domestic and Family - Level 1            | 2015 | 1   | 1   | 6   | 5   | 11  | 11  | 4   | 9   | 18  | 12  | 4   | 2   | 2        |          |          | 84    |
|  | 2016 | -   | 21  | -   | -   | -   | -   | -   | -   | -   | -   | -   | -   | 21       | 950.0%   | ▲        | 21    |
| Domestic and Family - Level 2            | 2015 | -   | -   | 12  | 2   | 4   | 2   | 1   | 5   | -   | 2   | 5   | 1   | 0        |          |          | 34    |
|  | 2016 | -   | 1   | -   | -   | -   | -   | -   | -   | -   | -   | -   | -   | 1        | 0.0%     | ↔        | 1     |
| General Civil - Level 1                  | 2015 | -   | -   | -   | -   | -   | -   | -   | 1   | -   | -   | -   | -   | 0        |          |          | 1     |
| General Civil - Level 2                  | 2015 | 1   | 6   | 6   | 8   | 8   | 4   | 4   | 2   | 3   | 5   | 3   | 6   | 7        | 0.0%     | ↔        | 56    |
|  | 2016 | 2   | 19  | -   | -   | -   | -   | -   | -   | -   | -   | -   | -   | 21       | 200.0%   | ▲        | 21    |
| General Civil - Level 3                  | 2015 | 1   | -   | 2   | 3   | 3   | 3   | 1   | -   | 1   | 1   | 1   | -   | 1        |          |          | 16    |
|  | 2016 | 2   | 3   | -   | -   | -   | -   | -   | -   | -   | -   | -   | -   | 5        | 400.0%   | ▲        | 5     |
| Miscellaneous                            | 2015 | 77  | 66  | 73  | 60  | 53  | 55  | 74  | 64  | 54  | 72  | 88  | 162 | 143      |          |          | 898   |
|  | 2016 | 110 | 106 | -   | -   | -   | -   | -   | -   | -   | -   | -   | -   | 216      | 51.0%    | ▲        | 216   |
| Misdemeanor                              | 2015 | 15  | 11  | 14  | 29  | 18  | 14  | 22  | 27  | 20  | 16  | 15  | 22  | 26       |          |          | 223   |
|  | 2016 | 16  | 8   | -   | -   | -   | -   | -   | -   | -   | -   | -   | -   | 24       | -7.7%    | ▼        | 24    |
| Non-Capital Felonies and Related Matters | 2015 | 83  | 75  | 24  | 162 | 68  | 47  | 76  | 46  | 103 | 74  | 71  | 136 | 158      |          |          | 965   |
|  | 2016 | 42  | 37  | -   | -   | -   | -   | -   | -   | -   | -   | -   | -   | 79       | -50.0%   | ▼        | 79    |
| Other                                    | 2015 | 25  | 72  | 42  | 46  | 28  | 32  | 34  | 16  | 29  | 43  | 26  | 99  | 97       |          |          | 492   |
|  | 2016 | 4   | -   | -   | -   | -   | -   | -   | -   | -   | -   | -   | -   | 4        | -95.9%   | ▼        | 4     |
| Other Criminally Related Matters         | 2015 | 10  | 5   | 13  | 4   | 1   | 4   | 6   | 5   | 4   | -   | 7   | 1   | 15       |          |          | 60    |
|  | 2016 | 2   | 3   | -   | -   | -   | -   | -   | -   | -   | -   | -   | -   | 5        | -66.7%   | ▼        | 5     |
| Probates/Wills and Trusts - Le           | 2015 | -   | -   | -   | -   | -   | -   | -   | -   | 1   | -   | -   | -   | 0        |          |          | 1     |
| Probates/Wills and Trusts - Le           | 2015 | 2   | -   | -   | 1   | -   | -   | 1   | -   | -   | -   | -   | -   | 2        | 0.0%     | ↔        | 4     |
| Protective Orders                        | 2015 | 1   | 4   | -   | -   | 1   | 1   | 2   | 1   | 1   | -   | 1   | 1   | 5        |          |          | 13    |
|  | 2016 | -   | 1   | -   | -   | -   | -   | -   | -   | -   | -   | -   | -   | 1        | -80.0%   | ▼        | 1     |
| Uncontested Divorce                      | 2015 | 10  | 20  | 18  | 28  | 16  | 15  | 18  | 26  | 13  | 13  | 18  | 16  | 30       |          |          | 211   |
|  | 2016 | 15  | 20  | -   | -   | -   | -   | -   | -   | -   | -   | -   | -   | 35       | 16.7%    | ▲        | 35    |

Court: Winchester Circuit

Start/End Date: Jan-15 / Feb-16

2015 Average Month: 222

Jan-Feb 2015: 477

Filings Trending: ▼

Circuit/Court ID: 26

226840


Type of Case: Filings

2016 Average Month:206

Jan-Feb 2016 : 412

Overall AVG. Month: 220

Monthly Summary



Jan 15-Feb 16

Totals

|          | 2015  | 2016 |
|----------|-------|------|
| Civil    | 466   | 54   |
| Criminal | 1,948 | 302  |
| Other    | 249   | 56   |
| Total    | 2,663 | 412  |

Jan --- Feb Filings

477

2015

412

2016

Jan --- Feb Filings

|          | 2015 | 2016 | % Change | Trending |
|----------|------|------|----------|----------|
| Civil    | 76   | 54   | -28.9%   | ▼        |
| Criminal | 357  | 302  | -15.4%   | ▼        |
| Other    | 44   | 56   | 27.3%    | ▲        |
| Total    | 477  | 412  | -13.6%   | ▼        |

|      | Jan | Feb | Mar | Apr | May | Jun | Jul | Aug | Sep | Oct | Nov | Dec | Thru Feb | % Change | Trending | Total |
|------|-----|-----|-----|-----|-----|-----|-----|-----|-----|-----|-----|-----|----------|----------|----------|-------|
| 2015 | 200 | 277 | 250 | 213 | 230 | 259 | 263 | 217 | 213 | 189 | 134 | 218 | 477      |          |          | 2,663 |
| 2016 | 197 | 215 | -   | -   | -   | -   | -   | -   | -   | -   | -   | -   | 412      | -13.6%   | ▼        | 412   |

|  |      | Jan | Feb | Mar | Apr | May | Jun | Jul | Aug | Sep | Oct | Nov | Dec | Thru Feb | % Change | Trending | Total |
|--|------|-----|-----|-----|-----|-----|-----|-----|-----|-----|-----|-----|-----|----------|----------|----------|-------|
| Administrative Law                       | 2015 | -   | -   | -   | -   | -   | 1   | -   | -   | -   | -   | -   | 1   | 0        |          |          | 2     |
|  | 2016 | 1   | -   | -   | -   | -   | -   | -   | -   | -   | -   | -   | -   | 1        | 0.0%     | ↔        | 1     |
| Contested Divorce                        | 2015 | 4   | 5   | 5   | 5   | -   | 6   | 2   | 4   | 6   | 3   | 2   | -   | 9        |          |          | 42    |
|  | 2016 | 1   | 3   | -   | -   | -   | -   | -   | -   | -   | -   | -   | -   | 4        | -55.6%   | ▼        | 4     |
| Domestic and Family - Level 1            | 2015 | 4   | -   | -   | -   | 5   | 13  | 4   | 4   | 3   | -   | 6   | 2   | 4        |          |          | 41    |
|  | 2016 | 1   | 1   | -   | -   | -   | -   | -   | -   | -   | -   | -   | -   | 2        | -50.0%   | ▼        | 2     |
| Domestic and Family - Level 2            | 2015 | 3   | -   | 2   | 3   | 1   | 3   | 4   | -   | 5   | 3   | -   | 1   | 3        |          |          | 25    |
|  | 2016 | 1   | 1   | -   | -   | -   | -   | -   | -   | -   | -   | -   | -   | 2        | -50.0%   | ▼        | 2     |
| General Civil - Level 1                  | 2015 | 1   | 1   | 1   | 1   | -   | -   | 1   | 1   | 1   | 1   | 2   | 2   | 2        |          |          | 12    |
|  | 2016 | -   | 1   | -   | -   | -   | -   | -   | -   | -   | -   | -   | -   | 1        | -50.0%   | ▼        | 1     |
| General Civil - Level 2                  | 2015 | 5   | -   | 20  | 4   | 4   | 3   | 8   | 4   | 3   | 6   | 2   | 3   | 5        |          |          | 62    |
|  | 2016 | 3   | 4   | -   | -   | -   | -   | -   | -   | -   | -   | -   | -   | 7        | 40.0%    | ▲        | 7     |
| General Civil - Level 3                  | 2015 | 6   | 1   | 3   | 6   | 2   | 3   | 1   | -   | 1   | 3   | 1   | 3   | 7        |          |          | 30    |
|  | 2016 | 1   | 2   | -   | -   | -   | -   | -   | -   | -   | -   | -   | -   | 3        | -57.1%   | ▼        | 3     |
| Miscellaneous                            | 2015 | 22  | 37  | 28  | 27  | 28  | 25  | 29  | 29  | 30  | 21  | 35  | 50  | 59       |          |          | 361   |
|  | 2016 | 40  | 37  | -   | -   | -   | -   | -   | -   | -   | -   | -   | -   | 77       | 30.5%    | ▲        | 77    |
| Misdemeanor                              | 2015 | 31  | 46  | 43  | 40  | 46  | 46  | 37  | 37  | 26  | 30  | 16  | 43  | 77       |          |          | 441   |
|  | 2016 | 41  | 25  | -   | -   | -   | -   | -   | -   | -   | -   | -   | -   | 66       | -14.3%   | ▼        | 66    |
| Non-Capital Felonies and Related Matters | 2015 | 100 | 172 | 135 | 112 | 127 | 137 | 160 | 120 | 123 | 113 | 59  | 108 | 272      |          |          | 1,466 |
|  | 2016 | 102 | 130 | -   | -   | -   | -   | -   | -   | -   | -   | -   | -   | 232      | -14.7%   | ▼        | 232   |
| Other                                    | 2015 | 3   | 2   | 3   | 2   | 2   | 3   | 1   | -   | 3   | 2   | 2   | -   | 5        |          |          | 23    |
|  | 2016 | 2   | -   | -   | -   | -   | -   | -   | -   | -   | -   | -   | -   | 2        | -60.0%   | ▼        | 2     |
| Other Criminally Related Matters         | 2015 | 6   | 2   | 4   | 3   | 4   | 7   | 2   | 5   | 4   | -   | 1   | 4   | 8        |          |          | 42    |
|  | 2016 | 1   | 3   | -   | -   | -   | -   | -   | -   | -   | -   | -   | -   | 4        | -50.0%   | ▼        | 4     |
| Probates/Wills and Trusts - Le           | 2015 | -   | 1   | -   | -   | -   | -   | -   | -   | -   | -   | -   | -   | 1        |          |          | 1     |
| Probates/Wills and Trusts - Level 2      | 2015 | 1   | -   | 1   | -   | 1   | 2   | 2   | 3   | -   | 2   | 1   | -   | 1        |          |          | 13    |
|  | 2016 | -   | 2   | -   | -   | -   | -   | -   | -   | -   | -   | -   | -   | 2        | 100.0%   | ▲        | 2     |
| Protective Orders                        | 2015 | -   | -   | -   | -   | -   | -   | -   | -   | 1   | -   | -   | -   | 0        |          |          | 1     |
| Uncontested Divorce                      | 2015 | 14  | 10  | 5   | 10  | 10  | 10  | 12  | 10  | 7   | 5   | 7   | 1   | 24       | 0.0%     | ↔        | 101   |
|  | 2016 | 4   | 7   | -   | -   | -   | -   | -   | -   | -   | -   | -   | -   | 11       | -54.2%   | ▼        | 11    |

Court: Bland Circuit

Start/End Date: Jan-15 / Feb-16

2015 Average Month: 29

Jan-Feb 2015: 52

Filings Trending: ▲

Circuit/Court ID: 27

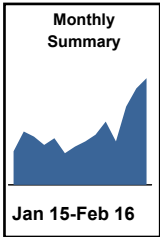
227021

Type of Case: Filings

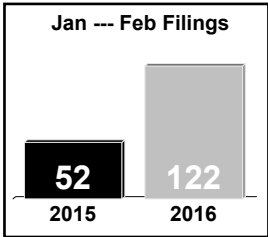
2016 Average Month:61

Jan-Feb 2016 : 122

Overall AVG. Month: 33



| Totals   |      |      |
|----------|------|------|
|          | 2015 | 2016 |
| Civil    | 76   | 17   |
| Criminal | 54   | 25   |
| Other    | 212  | 80   |
| Total    | 342  | 122  |



| Jan --- Feb Filings |      |      |          |          |
|---------------------|------|------|----------|----------|
|                     | 2015 | 2016 | % Change | Trending |
| Civil               | 11   | 17   | 54.5%    | ▲        |
| Criminal            | 7    | 25   | 257.1%   | ▲        |
| Other               | 34   | 80   | 135.3%   | ▲        |
| Total               | 52   | 122  | 134.6%   | ▲        |

|      | Jan | Feb | Mar | Apr | May | Jun | Jul | Aug | Sep | Oct | Nov | Dec | Thru Feb | % Change | Trending | Total |
|------|-----|-----|-----|-----|-----|-----|-----|-----|-----|-----|-----|-----|----------|----------|----------|-------|
| 2015 | 20  | 32  | 29  | 24  | 28  | 19  | 23  | 26  | 30  | 38  | 26  | 47  | 52       |          |          | 342   |
| 2016 | 58  | 64  | -   | -   | -   | -   | -   | -   | -   | -   | -   | -   | 122      | 134.6%   | ▲        | 122   |

|  |      | Jan | Feb | Mar | Apr | May | Jun | Jul | Aug | Sep | Oct | Nov | Dec | Thru Feb | % Change | Trending | Total |
|--|------|-----|-----|-----|-----|-----|-----|-----|-----|-----|-----|-----|-----|----------|----------|----------|-------|
| Administrative Law                       | 2016 | -   | 1   | -   | -   | -   | -   | -   | -   | -   | -   | -   | -   | 1        |          |          | 1     |
| Contested Divorce                        | 2015 | 2   | 1   | 1   | 2   | -   | -   | 1   | 2   | 1   | -   | -   | -   | 3        |          |          | 10    |
|  | 2016 | 2   | 1   | -   | -   | -   | -   | -   | -   | -   | -   | -   | -   | 3        | 0.0%     | ↔        | 3     |
| Domestic and Family - Level 1            | 2015 | -   | -   | -   | 3   | -   | 1   | -   | 2   | -   | -   | 2   | 1   | 0        |          |          | 9     |
|  | 2016 | 1   | -   | -   | -   | -   | -   | -   | -   | -   | -   | -   | -   | 1        | 0.0%     | ↔        | 1     |
| Domestic and Family - Level 2            | 2015 | -   | -   | 1   | -   | 2   | -   | -   | -   | 1   | -   | -   | -   | 0        |          |          | 4     |
| General Civil - Level 2                  | 2015 | -   | 1   | -   | 2   | -   | -   | -   | -   | -   | -   | -   | -   | 1        | 0.0%     | ↔        | 3     |
|  | 2016 | 1   | 1   | -   | -   | -   | -   | -   | -   | -   | -   | -   | -   | 2        | 100.0%   | ▲        | 2     |
| General Civil - Level 3                  | 2015 | 1   | -   | -   | -   | 1   | 1   | 1   | -   | -   | 1   | 1   | 1   | 1        |          |          | 7     |
|  | 2016 | -   | 1   | -   | -   | -   | -   | -   | -   | -   | -   | -   | -   | 1        | 0.0%     | ↔        | 1     |
| Miscellaneous                            | 2015 | 13  | 23  | 22  | 12  | 15  | 10  | 12  | 14  | 17  | 30  | 19  | 41  | 36       |          |          | 228   |
|  | 2016 | 44  | 40  | -   | -   | -   | -   | -   | -   | -   | -   | -   | -   | 84       | 133.3%   | ▲        | 84    |
| Misdemeanor                              | 2015 | -   | 3   | -   | 1   | -   | -   | 1   | 1   | -   | 1   | 1   | -   | 3        |          |          | 8     |
| Non-Capital Felonies and Related Matters | 2015 | 2   | 1   | 4   | 2   | 8   | 3   | 6   | 4   | 6   | 2   | -   | 2   | 3        |          |          | 40    |
|  | 2016 | 10  | 15  | -   | -   | -   | -   | -   | -   | -   | -   | -   | -   | 25       | 733.3%   | ▲        | 25    |
| Other                                    | 2015 | -   | -   | -   | -   | -   | 1   | -   | -   | -   | -   | -   | -   | 0        |          |          | 1     |
|  | 2016 | -   | 1   | -   | -   | -   | -   | -   | -   | -   | -   | -   | -   | 1        | 0.0%     | ↔        | 1     |
| Other Criminally Related Matte           | 2015 | -   | 1   | -   | -   | 1   | -   | -   | 2   | -   | 1   | 1   | -   | 1        |          |          | 6     |
| Probates/Wills and Trusts - Le           | 2015 | -   | -   | 1   | -   | -   | -   | -   | -   | 1   | -   | -   | 1   | 0        |          |          | 3     |
| Uncontested Divorce                      | 2015 | 2   | 2   | -   | 2   | 1   | 3   | 2   | 1   | 4   | 3   | 2   | 1   | 4        | 0.0%     | ↔        | 23    |
|  | 2016 | -   | 4   | -   | -   | -   | -   | -   | -   | -   | -   | -   | -   | 4        | 0.0%     | ↔        | 4     |

Court: Carroll Circuit

Start/End Date: Jan-15 / Feb-16

2015 Average Month: 227

Jan-Feb 2015: 385

Filings Trending: ▲

Circuit/Court ID: 27

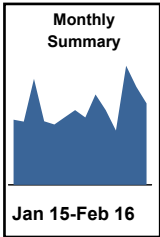
227035

Type of Case: Filings

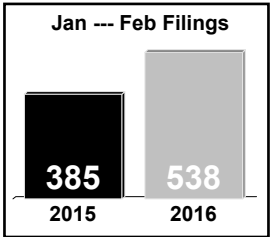
2016 Average Month:269

Jan-Feb 2016 : 538

Overall AVG. Month: 233



| Totals   |       |      |
|----------|-------|------|
|          | 2015  | 2016 |
| Civil    | 436   | 68   |
| Criminal | 1,071 | 197  |
| Other    | 1,213 | 273  |
| Total    | 2,720 | 538  |



| Jan --- Feb Filings |      |      |          |          |
|---------------------|------|------|----------|----------|
|                     | 2015 | 2016 | % Change | Trending |
| Civil               | 54   | 68   | 25.9%    | ▲        |
| Criminal            | 143  | 197  | 37.8%    | ▲        |
| Other               | 188  | 273  | 45.2%    | ▲        |
| Total               | 385  | 538  | 39.7%    | ▲        |

|      | Jan | Feb | Mar | Apr | May | Jun | Jul | Aug | Sep | Oct | Nov | Dec | Thru Feb | % Change | Trending | Total |
|------|-----|-----|-----|-----|-----|-----|-----|-----|-----|-----|-----|-----|----------|----------|----------|-------|
| 2015 | 195 | 190 | 318 | 191 | 181 | 203 | 224 | 202 | 271 | 224 | 163 | 358 | 385      |          |          | 2,720 |
| 2016 | 294 | 244 | -   | -   | -   | -   | -   | -   | -   | -   | -   | -   | 538      | 39.7%    | ▲        | 538   |

|  |      | Jan | Feb | Mar | Apr | May | Jun | Jul | Aug | Sep | Oct | Nov | Dec | Thru Feb | % Change | Trending | Total |
|--|------|-----|-----|-----|-----|-----|-----|-----|-----|-----|-----|-----|-----|----------|----------|----------|-------|
| Administrative Law                       | 2015 | -   | 1   | -   | -   | 1   | -   | -   | -   | -   | -   | -   | -   | 1        |          |          | 2     |
| Contested Divorce                        | 2015 | 1   | 5   | 5   | 4   | 8   | 2   | 7   | 2   | 3   | 3   | 3   | 6   | 6        |          |          | 49    |
|  | 2016 | 2   | 2   | -   | -   | -   | -   | -   | -   | -   | -   | -   | -   | 4        | -33.3%   | ▼        | 4     |
| Domestic and Family - Level 1            | 2015 | -   | -   | 1   | 5   | 1   | 5   | -   | -   | 8   | 5   | 1   | 1   | 0        |          |          | 27    |
|  | 2016 | 1   | 12  | -   | -   | -   | -   | -   | -   | -   | -   | -   | -   | 13       | 0.0%     | ↔        | 13    |
| Domestic and Family - Level 2            | 2015 | 1   | 2   | 4   | -   | 1   | 1   | 1   | -   | -   | 2   | 1   | 1   | 3        |          |          | 14    |
|  | 2016 | 2   | 1   | -   | -   | -   | -   | -   | -   | -   | -   | -   | -   | 3        | 0.0%     | ↔        | 3     |
| General Civil - Level 1                  | 2015 | -   | -   | 1   | -   | -   | -   | -   | -   | -   | -   | -   | -   | 0        |          |          | 1     |
| General Civil - Level 2                  | 2015 | 3   | 2   | 14  | 4   | 11  | 6   | 7   | 3   | 3   | 2   | 2   | 4   | 5        | 0.0%     | ↔        | 61    |
|  | 2016 | 3   | -   | -   | -   | -   | -   | -   | -   | -   | -   | -   | -   | 3        | -40.0%   | ▼        | 3     |
| General Civil - Level 3                  | 2015 | -   | -   | 4   | 1   | 3   | 1   | 1   | 2   | 3   | 3   | 2   | 4   | 0        |          |          | 24    |
|  | 2016 | 1   | 1   | -   | -   | -   | -   | -   | -   | -   | -   | -   | -   | 2        | 0.0%     | ↔        | 2     |
| Miscellaneous                            | 2015 | 88  | 74  | 105 | 90  | 45  | 70  | 96  | 85  | 91  | 84  | 58  | 140 | 162      |          |          | 1,026 |
|  | 2016 | 130 | 120 | -   | -   | -   | -   | -   | -   | -   | -   | -   | -   | 250      | 54.3%    | ▲        | 250   |
| Misdemeanor                              | 2015 | 11  | 11  | 19  | 10  | 7   | 13  | 9   | 21  | 10  | 19  | 19  | 6   | 22       |          |          | 155   |
|  | 2016 | 20  | 7   | -   | -   | -   | -   | -   | -   | -   | -   | -   | -   | 27       | 22.7%    | ▲        | 27    |
| Non-Capital Felonies and Related Matters | 2015 | 52  | 54  | 102 | 40  | 63  | 62  | 57  | 56  | 116 | 65  | 54  | 74  | 106      |          |          | 795   |
|  | 2016 | 99  | 55  | -   | -   | -   | -   | -   | -   | -   | -   | -   | -   | 154      | 45.3%    | ▲        | 154   |
| Other                                    | 2015 | 19  | 23  | 27  | 21  | 21  | 29  | 24  | 20  | 21  | 15  | 10  | 99  | 42       |          |          | 329   |
|  | 2016 | 16  | 30  | -   | -   | -   | -   | -   | -   | -   | -   | -   | -   | 46       | 9.5%     | ▲        | 46    |
| Other Criminally Related Matters         | 2015 | 12  | 3   | 23  | 5   | 8   | 11  | 14  | 5   | 7   | 11  | 8   | 14  | 15       |          |          | 121   |
|  | 2016 | 11  | 5   | -   | -   | -   | -   | -   | -   | -   | -   | -   | -   | 16       | 6.7%     | ▲        | 16    |
| Probates/Wills and Trusts - Le           | 2015 | -   | -   | -   | 2   | -   | 1   | -   | -   | 1   | -   | -   | -   | 0        |          |          | 4     |
| Probates/Wills and Trusts - Level 2      | 2015 | 2   | 3   | 1   | 2   | 2   | -   | -   | 4   | 1   | 4   | -   | 3   | 5        | 0.0%     | ↔        | 22    |
|  | 2016 | 2   | 1   | -   | -   | -   | -   | -   | -   | -   | -   | -   | -   | 3        | -40.0%   | ▼        | 3     |
| Protective Orders                        | 2015 | -   | 1   | -   | -   | -   | -   | -   | -   | -   | -   | -   | -   | 1        |          |          | 1     |
| Uncontested Divorce                      | 2015 | 6   | 11  | 12  | 7   | 10  | 2   | 8   | 4   | 7   | 11  | 5   | 6   | 17       |          |          | 89    |
|  | 2016 | 7   | 10  | -   | -   | -   | -   | -   | -   | -   | -   | -   | -   | 17       | 0.0%     | ↔        | 17    |



Court: Floyd Circuit

Start/End Date: Jan-15 / Feb-16

2015 Average Month: 76

Jan-Feb 2015: 113

Filings Trending: ▲

Circuit/Court ID: 27

227063


Type of Case: Filings

2016 Average Month:78

Jan-Feb 2016 : 156

Overall AVG. Month: 76

Monthly Summary



Jan 15-Feb 16

Totals

|          | 2015 | 2016 |
|----------|------|------|
| Civil    | 209  | 19   |
| Criminal | 331  | 13   |
| Other    | 368  | 124  |
| Total    | 908  | 156  |

Jan --- Feb Filings

113

2015

156

2016

Jan --- Feb Filings

|          | 2015 | 2016 | % Change | Trending |
|----------|------|------|----------|----------|
| Civil    | 31   | 19   | -38.7%   | ▼        |
| Criminal | 17   | 13   | -23.5%   | ▼        |
| Other    | 65   | 124  | 90.8%    | ▲        |
| Total    | 113  | 156  | 38.1%    | ▲        |

|      | Jan | Feb | Mar | Apr | May | Jun | Jul | Aug | Sep | Oct | Nov | Dec | Thru Feb | % Change | Trending | Total |
|------|-----|-----|-----|-----|-----|-----|-----|-----|-----|-----|-----|-----|----------|----------|----------|-------|
| 2015 | 52  | 61  | 119 | 55  | 48  | 105 | 39  | 64  | 106 | 68  | 67  | 124 | 113      |          |          | 908   |
| 2016 | 79  | 77  | -   | -   | -   | -   | -   | -   | -   | -   | -   | -   | 156      | 38.1%    | ▲        | 156   |

|  |      | Jan | Feb | Mar | Apr | May | Jun | Jul | Aug | Sep | Oct | Nov | Dec | Thru Feb | % Change | Trending | Total |
|--|------|-----|-----|-----|-----|-----|-----|-----|-----|-----|-----|-----|-----|----------|----------|----------|-------|
| Contested Divorce                        | 2015 | 1   | -   | 4   | 3   | 1   | 2   | -   | 1   | 5   | -   | -   | 2   | 1        |          |          | 19    |
| Domestic and Family - Level 1            | 2015 | -   | -   | -   | 6   | 1   | 2   | -   | -   | -   | -   | 13  | 2   | 0        |          |          | 24    |
|  | 2016 | 4   | 1   | -   | -   | -   | -   | -   | -   | -   | -   | -   | -   | 5        | 0.0%     | ↔        | 5     |
| Domestic and Family - Level 2            | 2015 | -   | -   | -   | 2   | 1   | -   | -   | -   | -   | -   | -   | -   | 0        |          |          | 3     |
| General Civil - Level 1                  | 2015 | 1   | 1   | -   | -   | -   | -   | -   | -   | -   | -   | -   | -   | 2        | 0.0%     | ↔        | 2     |
| General Civil - Level 2                  | 2015 | -   | 1   | -   | 1   | -   | -   | 1   | 3   | 1   | 1   | 2   | 2   | 1        |          |          | 12    |
|  | 2016 | 2   | 2   | -   | -   | -   | -   | -   | -   | -   | -   | -   | -   | 4        | 300.0%   | ▲        | 4     |
| General Civil - Level 3                  | 2015 | 2   | 1   | 1   | 3   | 1   | -   | 2   | 4   | 2   | -   | 1   | 3   | 3        |          |          | 20    |
| Miscellaneous                            | 2015 | 29  | 43  | 33  | 27  | 25  | 31  | 27  | 23  | 38  | 46  | 33  | 76  | 72       |          |          | 431   |
|  | 2016 | 64  | 67  | -   | -   | -   | -   | -   | -   | -   | -   | -   | -   | 131      | 81.9%    | ▲        | 131   |
| Misdemeanor                              | 2015 | 1   | -   | 5   | -   | 4   | 3   | 1   | 3   | 11  | 4   | 1   | 2   | 1        |          |          | 35    |
|  | 2016 | 5   | 2   | -   | -   | -   | -   | -   | -   | -   | -   | -   | -   | 7        | 600.0%   | ▲        | 7     |
| Non-Capital Felonies and Related Matters | 2015 | 8   | 4   | 71  | 10  | 9   | 60  | 2   | 17  | 44  | 11  | 7   | 34  | 12       |          |          | 277   |
|  | 2016 | 2   | 2   | -   | -   | -   | -   | -   | -   | -   | -   | -   | -   | 4        | -66.7%   | ▼        | 4     |
| Other Criminally Related Matters         | 2015 | -   | 4   | -   | -   | 1   | -   | -   | 5   | -   | -   | 9   | -   | 4        |          |          | 19    |
|  | 2016 | -   | 2   | -   | -   | -   | -   | -   | -   | -   | -   | -   | -   | 2        | -50.0%   | ▼        | 2     |
| Probates/Wills and Trusts - Le           | 2015 | -   | -   | -   | -   | -   | -   | -   | -   | 1   | -   | -   | -   | 0        |          |          | 1     |
| Probates/Wills and Trusts - Level 2      | 2015 | 3   | -   | 2   | 1   | -   | -   | -   | 3   | -   | 1   | -   | 1   | 3        | 0.0%     | ↔        | 11    |
|  | 2016 | -   | 1   | -   | -   | -   | -   | -   | -   | -   | -   | -   | -   | 1        | -66.7%   | ▼        | 1     |
| Uncontested Divorce                      | 2015 | 7   | 7   | 3   | 2   | 5   | 7   | 6   | 5   | 4   | 5   | 1   | 2   | 14       |          |          | 54    |
|  | 2016 | 2   | -   | -   | -   | -   | -   | -   | -   | -   | -   | -   | -   | 2        | -85.7%   | ▼        | 2     |

Court: Giles Circuit

Start/End Date: Jan-15 / Feb-16

2015 Average Month: 116

Jan-Feb 2015: 202

Filings Trending: ▲

Circuit/Court ID: 27

227071


Type of Case: Filings

2016 Average Month:121

Jan-Feb 2016 : 242

Overall AVG. Month: 117

Monthly Summary



Jan 15-Feb 16

Totals

|          | 2015  | 2016 |
|----------|-------|------|
| Civil    | 203   | 38   |
| Criminal | 793   | 89   |
| Other    | 401   | 115  |
| Total    | 1,397 | 242  |

Jan --- Feb Filings

202

2015

242

2016

Jan --- Feb Filings

|          | 2015 | 2016 | % Change | Trending |
|----------|------|------|----------|----------|
| Civil    | 46   | 38   | -17.4%   | ▼        |
| Criminal | 99   | 89   | -10.1%   | ▼        |
| Other    | 57   | 115  | 101.8%   | ▲        |
| Total    | 202  | 242  | 19.8%    | ▲        |

|      | Jan | Feb | Mar | Apr | May | Jun | Jul | Aug | Sep | Oct | Nov | Dec | Thru Feb | % Change | Trending | Total |
|------|-----|-----|-----|-----|-----|-----|-----|-----|-----|-----|-----|-----|----------|----------|----------|-------|
| 2015 | 106 | 96  | 119 | 115 | 84  | 89  | 88  | 122 | 226 | 117 | 88  | 147 | 202      |          |          | 1,397 |
| 2016 | 128 | 114 | -   | -   | -   | -   | -   | -   | -   | -   | -   | -   | 242      | 19.8%    | ▲        | 242   |

|  |      | Jan | Feb | Mar | Apr | May | Jun | Jul | Aug | Sep | Oct | Nov | Dec | Thru Feb | % Change | Trending | Total |
|--|------|-----|-----|-----|-----|-----|-----|-----|-----|-----|-----|-----|-----|----------|----------|----------|-------|
| Contested Divorce                        | 2015 | 3   | -   | 2   | 1   | 2   | 2   | 2   | 1   | 2   | 1   | 1   | 1   | 3        |          |          | 18    |
|  | 2016 | 1   | 1   | -   | -   | -   | -   | -   | -   | -   | -   | -   | -   | 2        | -33.3%   | ▼        | 2     |
| Domestic and Family - Level 1            | 2015 | 10  | 16  | 1   | 1   | 1   | 3   | 8   | 5   | 5   | -   | 2   | 5   | 26       |          |          | 57    |
|  | 2016 | -   | 7   | -   | -   | -   | -   | -   | -   | -   | -   | -   | -   | 7        | -73.1%   | ▼        | 7     |
| Domestic and Family - Level 2            | 2015 | -   | -   | 6   | -   | 5   | -   | -   | -   | -   | 1   | -   | -   | 0        |          |          | 12    |
|  | 2016 | 6   | 2   | -   | -   | -   | -   | -   | -   | -   | -   | -   | -   | 8        | 0.0%     | ↔        | 8     |
| General Civil - Level 2                  | 2015 | 1   | 2   | -   | 3   | -   | 2   | 1   | -   | 2   | 4   | 3   | 2   | 3        |          |          | 20    |
| General Civil - Level 3                  | 2015 | -   | 1   | -   | 1   | -   | -   | -   | 2   | -   | 1   | 1   | 1   | 1        |          |          | 7     |
|  | 2016 | 1   | -   | -   | -   | -   | -   | -   | -   | -   | -   | -   | -   | 1        | 0.0%     | ↔        | 1     |
| Infraction/ Civil Violation              | 2015 | -   | -   | 1   | -   | -   | -   | -   | -   | -   | -   | -   | -   | 0        |          |          | 1     |
| Miscellaneous                            | 2015 | 28  | 31  | 43  | 40  | 24  | 28  | 31  | 36  | 33  | 35  | 27  | 69  | 59       | 0.0%     | ↔        | 425   |
|  | 2016 | 56  | 63  | -   | -   | -   | -   | -   | -   | -   | -   | -   | -   | 119      | 101.7%   | ▲        | 119   |
| Misdemeanor                              | 2015 | 9   | 9   | 10  | 6   | 10  | 6   | 5   | 19  | 23  | 13  | 10  | 7   | 18       |          |          | 127   |
|  | 2016 | 17  | 23  | -   | -   | -   | -   | -   | -   | -   | -   | -   | -   | 40       | 122.2%   | ▲        | 40    |
| Non-Capital Felonies and Related Matters | 2015 | 50  | 26  | 47  | 42  | 34  | 34  | 32  | 47  | 151 | 52  | 26  | 55  | 76       |          |          | 596   |
|  | 2016 | 37  | 9   | -   | -   | -   | -   | -   | -   | -   | -   | -   | -   | 46       | -39.5%   | ▼        | 46    |
| Other                                    | 2015 | -   | -   | -   | -   | 1   | -   | -   | -   | -   | -   | -   | -   | 0        |          |          | 1     |
| Other Criminally Related Matters         | 2015 | 1   | 5   | 1   | 16  | -   | 8   | 1   | 8   | 5   | 9   | 17  | -   | 6        | 0.0%     | ↔        | 71    |
|  | 2016 | 2   | 1   | -   | -   | -   | -   | -   | -   | -   | -   | -   | -   | 3        | -50.0%   | ▼        | 3     |
| Probates/Wills and Trusts - Level 2      | 2015 | 1   | 3   | -   | -   | 1   | 1   | 2   | 1   | -   | -   | -   | 1   | 4        |          |          | 10    |
|  | 2016 | 3   | 1   | -   | -   | -   | -   | -   | -   | -   | -   | -   | -   | 4        | 0.0%     | ↔        | 4     |
| Protective Orders                        | 2015 | -   | 1   | -   | -   | -   | -   | -   | 1   | 1   | -   | -   | -   | 1        |          |          | 3     |
|  | 2016 | 4   | 1   | -   | -   | -   | -   | -   | -   | -   | -   | -   | -   | 5        | 400.0%   | ▲        | 5     |
| Uncontested Divorce                      | 2015 | 3   | 2   | 8   | 5   | 6   | 5   | 6   | 2   | 4   | 1   | 1   | 6   | 5        |          |          | 49    |
|  | 2016 | 1   | 6   | -   | -   | -   | -   | -   | -   | -   | -   | -   | -   | 7        | 40.0%    | ▲        | 7     |

Court: Grayson Circuit

Start/End Date: Jan-15 / Feb-16

2015 Average Month: 112

Jan-Feb 2015: 218

Filings Trending: ▲

Circuit/Court ID: 27

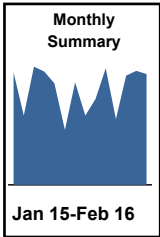
227077

Type of Case: Filings

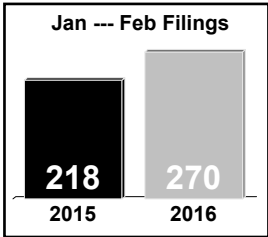
2016 Average Month:135

Jan-Feb 2016 : 270

Overall AVG. Month: 115



| Totals   |       |      |
|----------|-------|------|
|          | 2015  | 2016 |
| Civil    | 263   | 35   |
| Criminal | 524   | 80   |
| Other    | 556   | 155  |
| Total    | 1,343 | 270  |



| Jan --- Feb Filings |      |      |          |          |
|---------------------|------|------|----------|----------|
|                     | 2015 | 2016 | % Change | Trending |
| Civil               | 31   | 35   | 12.9%    | ▲        |
| Criminal            | 100  | 80   | -20.0%   | ▼        |
| Other               | 87   | 155  | 78.2%    | ▲        |
| Total               | 218  | 270  | 23.9%    | ▲        |

|      | Jan | Feb | Mar | Apr | May | Jun | Jul | Aug | Sep | Oct | Nov | Dec | Thru Feb | % Change | Trending | Total |
|------|-----|-----|-----|-----|-----|-----|-----|-----|-----|-----|-----|-----|----------|----------|----------|-------|
| 2015 | 135 | 83  | 142 | 136 | 122 | 66  | 123 | 83  | 103 | 140 | 79  | 131 | 218      |          |          | 1,343 |
| 2016 | 137 | 133 | -   | -   | -   | -   | -   | -   | -   | -   | -   | -   | 270      | 23.9%    | ▲        | 270   |

|  |      | Jan | Feb | Mar | Apr | May | Jun | Jul | Aug | Sep | Oct | Nov | Dec | Thru Feb | % Change | Trending | Total |
|--|------|-----|-----|-----|-----|-----|-----|-----|-----|-----|-----|-----|-----|----------|----------|----------|-------|
| Contested Divorce                        | 2015 | 2   | 2   | 4   | 3   | 3   | 1   | 5   | 3   | 3   | 3   | -   | 1   | 4        |          |          | 30    |
|  | 2016 | 1   | 2   | -   | -   | -   | -   | -   | -   | -   | -   | -   | -   | 3        | -25.0%   | ▼        | 3     |
| Domestic and Family - Level 1            | 2015 | 2   | -   | 7   | 6   | 5   | -   | -   | -   | 2   | 14  | 20  | 1   | 2        |          |          | 57    |
| Domestic and Family - Level 2            | 2015 | -   | -   | -   | -   | -   | -   | 2   | -   | -   | -   | -   | -   | 0        |          |          | 2     |
| General Civil - Level 1                  | 2015 | -   | -   | 2   | -   | -   | -   | -   | -   | -   | -   | -   | -   | 0        | 0.0%     | ↔        | 2     |
| General Civil - Level 2                  | 2015 | 4   | 1   | 2   | 3   | 3   | 3   | 1   | 4   | 2   | 3   | 1   | 5   | 5        | 0.0%     | ↔        | 32    |
|  | 2016 | 2   | 3   | -   | -   | -   | -   | -   | -   | -   | -   | -   | -   | 5        | 0.0%     | ↔        | 5     |
| General Civil - Level 3                  | 2015 | -   | 2   | -   | 1   | -   | -   | 1   | 5   | 1   | 2   | 4   | 1   | 2        |          |          | 17    |
|  | 2016 | -   | 1   | -   | -   | -   | -   | -   | -   | -   | -   | -   | -   | 1        | -50.0%   | ▼        | 1     |
| Miscellaneous                            | 2015 | 43  | 48  | 69  | 63  | 36  | 36  | 32  | 33  | 73  | 44  | 34  | 88  | 91       |          |          | 599   |
|  | 2016 | 93  | 76  | -   | -   | -   | -   | -   | -   | -   | -   | -   | -   | 169      | 85.7%    | ▲        | 169   |
| Misdemeanor                              | 2015 | 5   | 12  | 6   | 6   | 21  | 5   | 9   | 8   | 3   | 12  | 5   | 12  | 17       |          |          | 104   |
|  | 2016 | 8   | 10  | -   | -   | -   | -   | -   | -   | -   | -   | -   | -   | 18       | 5.9%     | ▲        | 18    |
| Non-Capital Felonies and Related Matters | 2015 | 71  | 11  | 41  | 49  | 45  | 11  | 66  | 18  | 11  | 55  | 12  | 21  | 82       |          |          | 411   |
|  | 2016 | 28  | 30  | -   | -   | -   | -   | -   | -   | -   | -   | -   | -   | 58       | -29.3%   | ▼        | 58    |
| Other                                    | 2015 | -   | -   | -   | 1   | 2   | 1   | 1   | 2   | 2   | 1   | -   | -   | 0        |          |          | 10    |
|  | 2016 | 1   | 2   | -   | -   | -   | -   | -   | -   | -   | -   | -   | -   | 3        | 0.0%     | ↔        | 3     |
| Other Criminally Related Matters         | 2015 | -   | 1   | 3   | 1   | -   | 1   | 4   | 1   | -   | 1   | -   | -   | 1        |          |          | 12    |
|  | 2016 | -   | 5   | -   | -   | -   | -   | -   | -   | -   | -   | -   | -   | 5        | 400.0%   | ▲        | 5     |
| Probates/Wills and Trusts - Level 2      | 2015 | 1   | -   | 3   | -   | -   | 1   | -   | -   | 1   | 2   | -   | -   | 1        |          |          | 8     |
|  | 2016 | 1   | -   | -   | -   | -   | -   | -   | -   | -   | -   | -   | -   | 1        | 0.0%     | ↔        | 1     |
| Protective Orders                        | 2015 | -   | 1   | -   | -   | 2   | -   | -   | 1   | -   | -   | -   | -   | 1        |          |          | 4     |
|  | 2016 | -   | 1   | -   | -   | -   | -   | -   | -   | -   | -   | -   | -   | 1        | 0.0%     | ↔        | 1     |
| Uncontested Divorce                      | 2015 | 7   | 5   | 5   | 3   | 5   | 7   | 2   | 8   | 5   | 3   | 3   | 2   | 12       |          |          | 55    |
|  | 2016 | 3   | 3   | -   | -   | -   | -   | -   | -   | -   | -   | -   | -   | 6        | -50.0%   | ▼        | 6     |

Court: Montgomery Circuit

Start/End Date: Jan-15 / Feb-16

2015 Average Month: 407

Jan-Feb 2015: 680

Filings Trending: ▲

Circuit/Court ID: 27

227121


Type of Case: Filings

2016 Average Month:432

Jan-Feb 2016 : 864

Overall AVG. Month: 410

Monthly Summary




Jan 15-Feb 16

Totals

|          | 2015  | 2016 |
|----------|-------|------|
| Civil    | 1,071 | 164  |
| Criminal | 1,660 | 346  |
| Other    | 2,151 | 354  |
| Total    | 4,882 | 864  |

Jan --- Feb Filings



680 864

2015 2016

Jan --- Feb Filings

|          | 2015 | 2016 | % Change | Trending |
|----------|------|------|----------|----------|
| Civil    | 149  | 164  | 10.1%    | ▲        |
| Criminal | 212  | 346  | 63.2%    | ▲        |
| Other    | 319  | 354  | 11.0%    | ▲        |
| Total    | 680  | 864  | 27.1%    | ▲        |

|      | Jan | Feb | Mar | Apr | May | Jun | Jul | Aug | Sep | Oct | Nov | Dec | Thru Feb | % Change | Trending | Total |
|------|-----|-----|-----|-----|-----|-----|-----|-----|-----|-----|-----|-----|----------|----------|----------|-------|
| 2015 | 355 | 325 | 439 | 493 | 267 | 375 | 383 | 429 | 395 | 402 | 332 | 687 | 680      |          |          | 4,882 |
| 2016 | 383 | 481 | -   | -   | -   | -   | -   | -   | -   | -   | -   | -   | 864      | 27.1%    | ▲        | 864   |

|  |      | Jan | Feb | Mar | Apr | May | Jun | Jul | Aug | Sep | Oct | Nov | Dec | Thru Feb | % Change | Trending | Total |
|--|------|-----|-----|-----|-----|-----|-----|-----|-----|-----|-----|-----|-----|----------|----------|----------|-------|
| Administrative Law                       | 2015 | 1   | -   | -   | -   | -   | -   | 3   | 1   | -   | -   | -   | -   | 1        |          |          | 5     |
|  | 2016 | 1   | 1   | -   | -   | -   | -   | -   | -   | -   | -   | -   | -   | 2        | 100.0%   | ▲        | 2     |
| Contested Divorce                        | 2015 | 10  | 11  | 12  | 12  | 7   | 8   | 9   | 9   | 9   | 8   | 9   | 7   | 21       |          |          | 111   |
|  | 2016 | 6   | 9   | -   | -   | -   | -   | -   | -   | -   | -   | -   | -   | 15       | -28.6%   | ▼        | 15    |
| Domestic and Family - Level 1            | 2015 | -   | 3   | 9   | 5   | 7   | 7   | 7   | 6   | 3   | -   | 5   | 4   | 3        |          |          | 56    |
|  | 2016 | 4   | 11  | -   | -   | -   | -   | -   | -   | -   | -   | -   | -   | 15       | 400.0%   | ▲        | 15    |
| Domestic and Family - Level 2            | 2015 | 2   | 1   | 4   | 3   | -   | 3   | 3   | 3   | 2   | 3   | 1   | 2   | 3        |          |          | 27    |
|  | 2016 | 1   | 4   | -   | -   | -   | -   | -   | -   | -   | -   | -   | -   | 5        | 66.7%    | ▲        | 5     |
| General Civil - Level 1                  | 2015 | -   | 4   | -   | 1   | -   | 1   | 1   | 1   | -   | 1   | -   | -   | 4        |          |          | 9     |
|  | 2016 | -   | 1   | -   | -   | -   | -   | -   | -   | -   | -   | -   | -   | 1        | -75.0%   | ▼        | 1     |
| General Civil - Level 2                  | 2015 | 5   | 5   | 18  | 14  | 10  | 16  | 8   | 13  | 17  | 10  | 6   | 8   | 10       |          |          | 130   |
|  | 2016 | 5   | 16  | -   | -   | -   | -   | -   | -   | -   | -   | -   | -   | 21       | 110.0%   | ▲        | 21    |
| General Civil - Level 3                  | 2015 | 4   | 5   | 5   | 5   | -   | 6   | 6   | 7   | 1   | 1   | 5   | 2   | 9        |          |          | 47    |
|  | 2016 | 2   | 3   | -   | -   | -   | -   | -   | -   | -   | -   | -   | -   | 5        | -44.4%   | ▼        | 5     |
| Miscellaneous                            | 2015 | 152 | 134 | 144 | 158 | 98  | 134 | 139 | 122 | 169 | 140 | 154 | 308 | 286      |          |          | 1,852 |
|  | 2016 | 206 | 172 | -   | -   | -   | -   | -   | -   | -   | -   | -   | -   | 378      | 32.2%    | ▲        | 378   |
| Misdemeanor                              | 2015 | 25  | 28  | 31  | 39  | 18  | 46  | 31  | 43  | 35  | 36  | 24  | 29  | 53       |          |          | 385   |
|  | 2016 | 27  | 50  | -   | -   | -   | -   | -   | -   | -   | -   | -   | -   | 77       | 45.3%    | ▲        | 77    |
| Non-Capital Felonies and Related Matters | 2015 | 110 | 43  | 97  | 122 | 57  | 75  | 113 | 163 | 106 | 114 | 82  | 133 | 153      |          |          | 1,215 |
|  | 2016 | 81  | 174 | -   | -   | -   | -   | -   | -   | -   | -   | -   | -   | 255      | 66.7%    | ▲        | 255   |
| Other                                    | 2015 | 24  | 67  | 93  | 95  | 44  | 50  | 41  | 37  | 37  | 56  | 22  | 165 | 91       |          |          | 731   |
|  | 2016 | 26  | 8   | -   | -   | -   | -   | -   | -   | -   | -   | -   | -   | 34       | -62.6%   | ▼        | 34    |
| Other Criminally Related Matters         | 2015 | 3   | 3   | 4   | 6   | 4   | 7   | 4   | 3   | 8   | 7   | 6   | 7   | 6        |          |          | 62    |
|  | 2016 | 3   | 11  | -   | -   | -   | -   | -   | -   | -   | -   | -   | -   | 14       | 133.3%   | ▲        | 14    |
| Probates/Wills and Trusts - Level 1      | 2015 | -   | -   | -   | -   | -   | -   | 1   | -   | -   | -   | -   | 1   | 0        |          |          | 2     |
|  | 2016 | 3   | -   | -   | -   | -   | -   | -   | -   | -   | -   | -   | -   | 3        | 0.0%     | ↔        | 3     |
| Probates/Wills and Trusts - Level 2      | 2015 | 4   | 3   | 4   | 3   | 1   | 3   | -   | 2   | 1   | 4   | 1   | 2   | 7        |          |          | 28    |
|  | 2016 | 4   | 5   | -   | -   | -   | -   | -   | -   | -   | -   | -   | -   | 9        | 28.6%    | ▲        | 9     |
| Uncontested Divorce                      | 2015 | 15  | 18  | 18  | 30  | 21  | 19  | 17  | 19  | 7   | 22  | 17  | 19  | 33       |          |          | 222   |
|  | 2016 | 14  | 16  | -   | -   | -   | -   | -   | -   | -   | -   | -   | -   | 30       | -9.1%    | ▼        | 30    |

Court: Pulaski Circuit

Start/End Date: Jan-15 / Feb-16

2015 Average Month: 238

Jan-Feb 2015: 465

Filings Trending: ▲

Circuit/Court ID: 27

227155


Type of Case: Filings

2016 Average Month:337

Jan-Feb 2016 : 673

Overall AVG. Month: 252

Monthly Summary



Jan 15-Feb 16

Totals

|          | 2015  | 2016 |
|----------|-------|------|
| Civil    | 498   | 78   |
| Criminal | 1,211 | 352  |
| Other    | 1,149 | 243  |
| Total    | 2,858 | 673  |

Jan --- Feb Filings

465

2015

673

2016

Jan --- Feb Filings

|          | 2015 | 2016 | % Change | Trending |
|----------|------|------|----------|----------|
| Civil    | 66   | 78   | 18.2%    | ▲        |
| Criminal | 241  | 352  | 46.1%    | ▲        |
| Other    | 158  | 243  | 53.8%    | ▲        |
| Total    | 465  | 673  | 44.7%    | ▲        |

|      | Jan | Feb | Mar | Apr | May | Jun | Jul | Aug | Sep | Oct | Nov | Dec | Thru Feb | % Change | Trending | Total |
|------|-----|-----|-----|-----|-----|-----|-----|-----|-----|-----|-----|-----|----------|----------|----------|-------|
| 2015 | 263 | 202 | 231 | 272 | 183 | 196 | 247 | 196 | 227 | 312 | 185 | 344 | 465      |          |          | 2,858 |
| 2016 | 394 | 279 | -   | -   | -   | -   | -   | -   | -   | -   | -   | -   | 673      | 44.7%    | ▲        | 673   |

|  |      | Jan | Feb | Mar | Apr | May | Jun | Jul | Aug | Sep | Oct | Nov | Dec | Thru Feb | % Change | Trending | Total |
|--|------|-----|-----|-----|-----|-----|-----|-----|-----|-----|-----|-----|-----|----------|----------|----------|-------|
| Contested Divorce                        | 2015 | 5   | 6   | 12  | 5   | 6   | 3   | 8   | 3   | 2   | 1   | 4   | 2   | 11       |          |          | 57    |
|  | 2016 | 3   | 6   | -   | -   | -   | -   | -   | -   | -   | -   | -   | -   | 9        | -18.2%   | ▼        | 9     |
| Domestic and Family - Level 1            | 2015 | 4   | -   | 15  | 10  | 6   | 4   | 6   | 10  | 2   | 9   | 1   | 10  | 4        |          |          | 77    |
|  | 2016 | 3   | 4   | -   | -   | -   | -   | -   | -   | -   | -   | -   | -   | 7        | 75.0%    | ▲        | 7     |
| Domestic and Family - Level 2            | 2015 | -   | 2   | 4   | 2   | 4   | 1   | 1   | 3   | -   | 2   | -   | 1   | 2        |          |          | 20    |
|  | 2016 | -   | 3   | -   | -   | -   | -   | -   | -   | -   | -   | -   | -   | 3        | 50.0%    | ▲        | 3     |
| General Civil - Level 1                  | 2015 | 1   | -   | 1   | -   | -   | 1   | 1   | -   | -   | -   | -   | -   | 1        |          |          | 4     |
|  | 2016 | 1   | -   | -   | -   | -   | -   | -   | -   | -   | -   | -   | -   | 1        | 0.0%     | ↔        | 1     |
| General Civil - Level 2                  | 2015 | 6   | 5   | 5   | 3   | 6   | 9   | 4   | 6   | 1   | 3   | 5   | 5   | 11       |          |          | 58    |
|  | 2016 | 2   | 4   | -   | -   | -   | -   | -   | -   | -   | -   | -   | -   | 6        | -45.5%   | ▼        | 6     |
| General Civil - Level 3                  | 2015 | 2   | -   | 2   | 4   | 2   | 5   | 5   | 2   | 2   | 1   | -   | -   | 2        |          |          | 25    |
|  | 2016 | 3   | 6   | -   | -   | -   | -   | -   | -   | -   | -   | -   | -   | 9        | 350.0%   | ▲        | 9     |
| Miscellaneous                            | 2015 | 58  | 73  | 81  | 96  | 57  | 56  | 77  | 71  | 93  | 109 | 75  | 117 | 131      |          |          | 963   |
|  | 2016 | 93  | 135 | -   | -   | -   | -   | -   | -   | -   | -   | -   | -   | 228      | 74.0%    | ▲        | 228   |
| Misdemeanor                              | 2015 | 22  | 28  | 11  | 18  | 10  | 8   | 13  | 20  | 11  | 29  | 19  | 26  | 50       |          |          | 215   |
|  | 2016 | 27  | 16  | -   | -   | -   | -   | -   | -   | -   | -   | -   | -   | 43       | -14.0%   | ▼        | 43    |
| Non-Capital Felonies and Related Matters | 2015 | 132 | 47  | 53  | 86  | 63  | 63  | 95  | 52  | 75  | 114 | 50  | 71  | 179      |          |          | 901   |
|  | 2016 | 230 | 67  | -   | -   | -   | -   | -   | -   | -   | -   | -   | -   | 297      | 65.9%    | ▲        | 297   |
| Other                                    | 2015 | 23  | 24  | 20  | 17  | 13  | 27  | 12  | 15  | 19  | 29  | 12  | 99  | 47       |          |          | 310   |
|  | 2016 | 21  | 18  | -   | -   | -   | -   | -   | -   | -   | -   | -   | -   | 39       | -17.0%   | ▼        | 39    |
| Other Criminally Related Matters         | 2015 | 7   | 5   | 9   | 18  | 4   | 4   | 9   | 10  | 10  | 1   | 10  | 9   | 12       |          |          | 96    |
|  | 2016 | 5   | 7   | -   | -   | -   | -   | -   | -   | -   | -   | -   | -   | 12       | 0.0%     | ↔        | 12    |
| Probates/Wills and Trusts - Le           | 2015 | -   | -   | -   | -   | -   | -   | -   | 1   | -   | -   | -   | -   | 0        |          |          | 1     |
| Probates/Wills and Trusts - Le           | 2015 | -   | 1   | 3   | 1   | -   | 2   | -   | -   | -   | 3   | -   | -   | 1        | 0.0%     | ↔        | 10    |
| Protective Orders                        | 2015 | -   | -   | -   | 1   | 1   | -   | -   | -   | -   | -   | 1   | 1   | 0        |          |          | 4     |
| Uncontested Divorce                      | 2015 | 3   | 11  | 15  | 11  | 11  | 13  | 16  | 3   | 12  | 11  | 8   | 3   | 14       | 0.0%     | ↔        | 117   |
|  | 2016 | 6   | 13  | -   | -   | -   | -   | -   | -   | -   | -   | -   | -   | 19       | 35.7%    | ▲        | 19    |

Court: Wythe Circuit

Start/End Date: Jan-15 / Feb-16

2015 Average Month: 222

Jan-Feb 2015: 387

Filings Trending: ▲

Circuit/Court ID: 27

227197


Type of Case: Filings

2016 Average Month:238

Jan-Feb 2016 : 476

Overall AVG. Month: 224

Monthly Summary



Jan 15-Feb 16

Totals

|          | 2015  | 2016 |
|----------|-------|------|
| Civil    | 467   | 64   |
| Criminal | 1,313 | 174  |
| Other    | 879   | 238  |
| Total    | 2,659 | 476  |

Jan --- Feb Filings

387

476

2015

2016

Jan --- Feb Filings

|          | 2015 | 2016 | % Change | Trending |
|----------|------|------|----------|----------|
| Civil    | 78   | 64   | -17.9%   | ▼        |
| Criminal | 172  | 174  | 1.2%     | ▲        |
| Other    | 137  | 238  | 73.7%    | ▲        |
| Total    | 387  | 476  | 23.0%    | ▲        |

|      | Jan | Feb | Mar | Apr | May | Jun | Jul | Aug | Sep | Oct | Nov | Dec | Thru Feb | % Change | Trending | Total |
|------|-----|-----|-----|-----|-----|-----|-----|-----|-----|-----|-----|-----|----------|----------|----------|-------|
| 2015 | 222 | 165 | 191 | 250 | 140 | 209 | 210 | 164 | 406 | 233 | 191 | 278 | 387      |          |          | 2,659 |
| 2016 | 270 | 206 | -   | -   | -   | -   | -   | -   | -   | -   | -   | -   | 476      | 23.0%    | ▲        | 476   |

|  |      | Jan | Feb | Mar | Apr | May | Jun | Jul | Aug | Sep | Oct | Nov | Dec | Thru Feb | % Change | Trending | Total |
|--|------|-----|-----|-----|-----|-----|-----|-----|-----|-----|-----|-----|-----|----------|----------|----------|-------|
| Administrative Law                       | 2015 | -   | -   | -   | -   | -   | 1   | 1   | -   | -   | -   | -   | -   | 0        |          |          | 2     |
| Contested Divorce                        | 2015 | 2   | 4   | 6   | 3   | 5   | 3   | 2   | 1   | 2   | 5   | 2   | 1   | 6        | 0.0%     | ↔        | 36    |
|  | 2016 | 2   | 3   | -   | -   | -   | -   | -   | -   | -   | -   | -   | -   | 5        | -16.7%   | ▼        | 5     |
| Domestic and Family - Level 1            | 2015 | 6   | 4   | 2   | 4   | 4   | 12  | 6   | 14  | 11  | 4   | 4   | 6   | 10       |          |          | 77    |
|  | 2016 | 2   | 1   | -   | -   | -   | -   | -   | -   | -   | -   | -   | -   | 3        | -70.0%   | ▼        | 3     |
| Domestic and Family - Level 2            | 2015 | 5   | 3   | 1   | 1   | 2   | 2   | 2   | 2   | 2   | 2   | 2   | 3   | 8        |          |          | 27    |
|  | 2016 | 1   | -   | -   | -   | -   | -   | -   | -   | -   | -   | -   | -   | 1        | -87.5%   | ▼        | 1     |
| General Civil - Level 1                  | 2015 | -   | -   | -   | 1   | 1   | -   | -   | -   | -   | -   | -   | 1   | 0        |          |          | 3     |
| General Civil - Level 2                  | 2015 | 4   | -   | 8   | 9   | 5   | 4   | 4   | 3   | 4   | 4   | 6   | 2   | 4        | 0.0%     | ↔        | 53    |
|  | 2016 | 4   | 3   | -   | -   | -   | -   | -   | -   | -   | -   | -   | -   | 7        | 75.0%    | ▲        | 7     |
| General Civil - Level 3                  | 2015 | 9   | 10  | 8   | -   | 6   | 3   | 6   | 3   | 1   | 3   | 7   | 3   | 19       |          |          | 59    |
|  | 2016 | 4   | 3   | -   | -   | -   | -   | -   | -   | -   | -   | -   | -   | 7        | -63.2%   | ▼        | 7     |
| Miscellaneous                            | 2015 | 71  | 78  | 96  | 58  | 56  | 57  | 70  | 59  | 94  | 95  | 71  | 148 | 149      |          |          | 953   |
|  | 2016 | 127 | 124 | -   | -   | -   | -   | -   | -   | -   | -   | -   | -   | 251      | 68.5%    | ▲        | 251   |
| Misdemeanor                              | 2015 | 9   | 7   | 7   | 26  | 9   | 13  | 9   | 12  | 10  | 10  | 8   | 17  | 16       |          |          | 137   |
|  | 2016 | 9   | 12  | -   | -   | -   | -   | -   | -   | -   | -   | -   | -   | 21       | 31.3%    | ▲        | 21    |
| Non-Capital Felonies and Related Matters | 2015 | 102 | 42  | 39  | 128 | 37  | 94  | 88  | 51  | 252 | 101 | 72  | 77  | 144      |          |          | 1,083 |
|  | 2016 | 104 | 42  | -   | -   | -   | -   | -   | -   | -   | -   | -   | -   | 146      | 1.4%     | ▲        | 146   |
| Other                                    | 2015 | 1   | 1   | 3   | -   | -   | 8   | 1   | 4   | 8   | -   | 4   | 1   | 2        |          |          | 31    |
|  | 2016 | 5   | -   | -   | -   | -   | -   | -   | -   | -   | -   | -   | -   | 5        | 150.0%   | ▲        | 5     |
| Other Criminally Related Matters         | 2015 | 5   | 8   | 11  | 12  | 4   | 8   | 9   | 5   | 9   | 5   | 7   | 14  | 13       |          |          | 97    |
|  | 2016 | 3   | 4   | -   | -   | -   | -   | -   | -   | -   | -   | -   | -   | 7        | -46.2%   | ▼        | 7     |
| Probates/Wills and Trusts - Le           | 2015 | -   | -   | -   | -   | -   | -   | -   | -   | -   | 1   | -   | -   | 0        |          |          | 1     |
| Probates/Wills and Trusts - Level 2      | 2015 | 1   | 1   | 1   | 1   | -   | -   | 3   | -   | -   | -   | 3   | -   | 2        | 0.0%     | ↔        | 10    |
|  | 2016 | 2   | 1   | -   | -   | -   | -   | -   | -   | -   | -   | -   | -   | 3        | 50.0%    | ▲        | 3     |
| Uncontested Divorce                      | 2015 | 7   | 7   | 9   | 7   | 11  | 4   | 9   | 10  | 13  | 3   | 5   | 5   | 14       |          |          | 90    |
|  | 2016 | 7   | 13  | -   | -   | -   | -   | -   | -   | -   | -   | -   | -   | 20       | 42.9%    | ▲        | 20    |

Court: Radford Circuit

Start/End Date: Jan-15 / Feb-16

2015 Average Month: 89

Jan-Feb 2015: 102

Filings Trending: ▲

Circuit/Court ID: 27

227750


Type of Case: Filings

2016 Average Month:82

Jan-Feb 2016 : 164

Overall AVG. Month: 88

Monthly Summary



Jan 15-Feb 16

Totals

|          | 2015  | 2016 |
|----------|-------|------|
| Civil    | 156   | 59   |
| Criminal | 727   | 66   |
| Other    | 189   | 39   |
| Total    | 1,072 | 164  |

Jan --- Feb Filings

102

2015

164

2016

Jan --- Feb Filings

|          | 2015 | 2016 | % Change | Trending |
|----------|------|------|----------|----------|
| Civil    | 26   | 59   | 126.9%   | ▲        |
| Criminal | 50   | 66   | 32.0%    | ▲        |
| Other    | 26   | 39   | 50.0%    | ▲        |
| Total    | 102  | 164  | 60.8%    | ▲        |

|      | Jan | Feb | Mar | Apr | May | Jun | Jul | Aug | Sep | Oct | Nov | Dec | Thru Feb | % Change | Trending | Total |
|------|-----|-----|-----|-----|-----|-----|-----|-----|-----|-----|-----|-----|----------|----------|----------|-------|
| 2015 | 39  | 63  | 119 | 43  | 68  | 248 | 48  | 64  | 94  | 58  | 39  | 189 | 102      |          |          | 1,072 |
| 2016 | 70  | 94  | -   | -   | -   | -   | -   | -   | -   | -   | -   | -   | 164      | 60.8%    | ▲        | 164   |

|  |      | Jan | Feb | Mar | Apr | May | Jun | Jul | Aug | Sep | Oct | Nov | Dec | Thru Feb | % Change | Trending | Total |
|--|------|-----|-----|-----|-----|-----|-----|-----|-----|-----|-----|-----|-----|----------|----------|----------|-------|
| Administrative Law                       | 2015 | -   | -   | -   | -   | -   | -   | 1   | -   | -   | -   | -   | -   | 0        |          |          | 1     |
| Contested Divorce                        | 2015 | -   | -   | 1   | -   | -   | -   | -   | -   | 1   | -   | 1   | 1   | 0        | 0.0%     | ↔        | 4     |
|  | 2016 | 1   | -   | -   | -   | -   | -   | -   | -   | -   | -   | -   | -   | 1        | 0.0%     | ↔        | 1     |
| Domestic and Family - Level 1            | 2015 | 5   | -   | 6   | 4   | -   | 2   | 3   | -   | -   | -   | -   | 4   | 5        |          |          | 24    |
|  | 2016 | -   | 2   | -   | -   | -   | -   | -   | -   | -   | -   | -   | -   | 2        | -60.0%   | ▼        | 2     |
| Domestic and Family - Level 2            | 2015 | -   | 2   | -   | -   | -   | -   | -   | -   | -   | 1   | -   | 1   | 2        |          |          | 4     |
|  | 2016 | -   | 1   | -   | -   | -   | -   | -   | -   | -   | -   | -   | -   | 1        | -50.0%   | ▼        | 1     |
| General Civil - Level 1                  | 2015 | -   | -   | -   | 1   | -   | -   | -   | -   | -   | -   | -   | -   | 0        |          |          | 1     |
| General Civil - Level 2                  | 2015 | -   | 4   | 1   | -   | 1   | -   | -   | 2   | -   | -   | 1   | -   | 4        | 0.0%     | ↔        | 9     |
|  | 2016 | 2   | 1   | -   | -   | -   | -   | -   | -   | -   | -   | -   | -   | 3        | -25.0%   | ▼        | 3     |
| General Civil - Level 3                  | 2015 | -   | -   | -   | 1   | -   | 1   | -   | -   | 3   | 1   | 2   | 2   | 0        |          |          | 10    |
|  | 2016 | 20  | 10  | -   | -   | -   | -   | -   | -   | -   | -   | -   | -   | 30       | 0.0%     | ↔        | 30    |
| Miscellaneous                            | 2015 | 17  | 20  | 24  | 21  | 14  | 19  | 32  | 31  | 18  | 16  | 22  | 35  | 37       |          |          | 269   |
|  | 2016 | 25  | 34  | -   | -   | -   | -   | -   | -   | -   | -   | -   | -   | 59       | 59.5%    | ▲        | 59    |
| Misdemeanor                              | 2015 | 2   | 6   | 11  | 6   | 6   | 8   | 4   | 9   | 18  | 14  | 3   | 19  | 8        |          |          | 106   |
|  | 2016 | 9   | 5   | -   | -   | -   | -   | -   | -   | -   | -   | -   | -   | 14       | 75.0%    | ▲        | 14    |
| Non-Capital Felonies and Related Matters | 2015 | 8   | 25  | 69  | 5   | 46  | 212 | 4   | 18  | 47  | 19  | 4   | 120 | 33       |          |          | 577   |
|  | 2016 | 11  | 38  | -   | -   | -   | -   | -   | -   | -   | -   | -   | -   | 49       | 48.5%    | ▲        | 49    |
| Other                                    | 2015 | -   | -   | -   | 1   | -   | -   | -   | -   | 2   | -   | -   | -   | 0        |          |          | 3     |
| Other Criminally Related Matters         | 2015 | 6   | 3   | 5   | 2   | -   | 3   | 3   | 4   | 3   | 6   | 5   | 6   | 9        | 0.0%     | ↔        | 46    |
|  | 2016 | 1   | 2   | -   | -   | -   | -   | -   | -   | -   | -   | -   | -   | 3        | -66.7%   | ▼        | 3     |
| Probates/Wills and Trusts - Le           | 2015 | -   | -   | 1   | -   | -   | 1   | -   | -   | -   | -   | -   | -   | 0        |          |          | 2     |
| Uncontested Divorce                      | 2015 | 1   | 3   | 1   | 2   | 1   | 2   | 1   | -   | 2   | 1   | 1   | 1   | 4        | 0.0%     | ↔        | 16    |
|  | 2016 | 1   | 1   | -   | -   | -   | -   | -   | -   | -   | -   | -   | -   | 2        | -50.0%   | ▼        | 2     |

Court: Smyth Circuit

Start/End Date: Jan-15 / Feb-16

2015 Average Month: 217

Jan-Feb 2015: 367

Filings Trending: ▲

Circuit/Court ID: 28

228173


Type of Case: Filings

2016 Average Month:512

Jan-Feb 2016 : 1,023

Overall AVG. Month: 259

Monthly Summary



Jan 15-Feb 16

Totals

|          | 2015  | 2016  |
|----------|-------|-------|
| Civil    | 416   | 93    |
| Criminal | 1,085 | 162   |
| Other    | 1,104 | 768   |
| Total    | 2,605 | 1,023 |

Jan --- Feb Filings

367

2015

1,023

2016

Jan --- Feb Filings

|          | 2015 | 2016  | % Change | Trending |
|----------|------|-------|----------|----------|
| Civil    | 65   | 93    | 43.1%    | ▲        |
| Criminal | 153  | 162   | 5.9%     | ▲        |
| Other    | 149  | 768   | 415.4%   | ▲        |
| Total    | 367  | 1,023 | 178.7%   | ▲        |

|      | Jan | Feb | Mar | Apr | May | Jun | Jul | Aug | Sep | Oct | Nov | Dec | Thru Feb | % Change | Trending | Total |
|------|-----|-----|-----|-----|-----|-----|-----|-----|-----|-----|-----|-----|----------|----------|----------|-------|
| 2015 | 176 | 191 | 273 | 168 | 195 | 215 | 167 | 217 | 295 | 185 | 170 | 353 | 367      |          |          | 2,605 |
| 2016 | 601 | 422 | -   | -   | -   | -   | -   | -   | -   | -   | -   | -   | 1,023    | 178.7%   | ▲        | 1,023 |

|  |      | Jan | Feb | Mar | Apr | May | Jun | Jul | Aug | Sep | Oct | Nov | Dec | Thru Feb | % Change | Trending | Total |
|--|------|-----|-----|-----|-----|-----|-----|-----|-----|-----|-----|-----|-----|----------|----------|----------|-------|
| Administrative Law                       | 2015 | -   | -   | -   | -   | 1   | -   | 2   | -   | -   | -   | -   | 2   | 0        |          |          | 5     |
| Contested Divorce                        | 2015 | 6   | 4   | 3   | 3   | 7   | 2   | 4   | 3   | 3   | -   | 2   | 9   | 10       | 0.0%     | ↔        | 46    |
|  | 2016 | 3   | 6   | -   | -   | -   | -   | -   | -   | -   | -   | -   | -   | 9        | -10.0%   | ▼        | 9     |
| Domestic and Family - Level 1            | 2015 | 1   | -   | 3   | 4   | 3   | 5   | -   | 1   | -   | 4   | 1   | 1   | 1        |          |          | 23    |
| Domestic and Family - Level 2            | 2015 | -   | 5   | 2   | 3   | 2   | 1   | 3   | 3   | 6   | -   | 5   | 2   | 5        |          |          | 32    |
|  | 2016 | -   | 5   | -   | -   | -   | -   | -   | -   | -   | -   | -   | -   | 5        | 0.0%     | ↔        | 5     |
| General Civil - Level 1                  | 2015 | 1   | -   | -   | -   | 1   | -   | 1   | -   | 1   | -   | -   | 3   | 1        |          |          | 7     |
|  | 2016 | -   | 1   | -   | -   | -   | -   | -   | -   | -   | -   | -   | -   | 1        | 0.0%     | ↔        | 1     |
| General Civil - Level 2                  | 2015 | 1   | 1   | 4   | 1   | 3   | 5   | 3   | 2   | 2   | 2   | 2   | 3   | 2        |          |          | 29    |
|  | 2016 | 2   | 7   | -   | -   | -   | -   | -   | -   | -   | -   | -   | -   | 9        | 350.0%   | ▲        | 9     |
| General Civil - Level 3                  | 2015 | 2   | 5   | 2   | 3   | 4   | 2   | 3   | 1   | 5   | 3   | 5   | 4   | 7        |          |          | 39    |
|  | 2016 | 3   | 2   | -   | -   | -   | -   | -   | -   | -   | -   | -   | -   | 5        | -28.6%   | ▼        | 5     |
| Miscellaneous                            | 2015 | 54  | 64  | 60  | 64  | 34  | 65  | 50  | 42  | 61  | 86  | 61  | 91  | 118      |          |          | 732   |
|  | 2016 | 119 | 109 | -   | -   | -   | -   | -   | -   | -   | -   | -   | -   | 228      | 93.2%    | ▲        | 228   |
| Misdemeanor                              | 2015 | 12  | 14  | 17  | 20  | 19  | 7   | 7   | 47  | 29  | 8   | 14  | 11  | 26       |          |          | 205   |
|  | 2016 | 7   | 20  | -   | -   | -   | -   | -   | -   | -   | -   | -   | -   | 27       | 3.8%     | ▲        | 27    |
| Non-Capital Felonies and Related Matters | 2015 | 64  | 59  | 107 | 34  | 83  | 75  | 46  | 85  | 141 | 54  | 45  | 60  | 123      |          |          | 853   |
|  | 2016 | 39  | 95  | -   | -   | -   | -   | -   | -   | -   | -   | -   | -   | 134      | 8.9%     | ▲        | 134   |
| Other                                    | 2015 | 22  | 29  | 61  | 21  | 25  | 45  | 38  | 18  | 36  | 22  | 28  | 159 | 51       |          |          | 504   |
|  | 2016 | 418 | 162 | -   | -   | -   | -   | -   | -   | -   | -   | -   | -   | 580      | 1,037.3% | ▲        | 580   |
| Other Criminally Related Matters         | 2015 | 3   | 2   | 3   | 3   | 6   | 1   | 2   | 4   | -   | -   | 2   | 2   | 5        |          |          | 28    |
|  | 2016 | 2   | 1   | -   | -   | -   | -   | -   | -   | -   | -   | -   | -   | 3        | -40.0%   | ▼        | 3     |
| Probates/Wills and Trusts - Le           | 2015 | -   | -   | -   | -   | -   | -   | -   | -   | 1   | -   | -   | -   | 0        |          |          | 1     |
| Probates/Wills and Trusts - Level 2      | 2015 | -   | -   | 3   | -   | -   | 1   | 2   | 2   | 1   | 2   | -   | -   | 0        | 0.0%     | ↔        | 11    |
|  | 2016 | 1   | 2   | -   | -   | -   | -   | -   | -   | -   | -   | -   | -   | 3        | 0.0%     | ↔        | 3     |
| Protective Orders                        | 2015 | -   | -   | -   | -   | -   | -   | 1   | -   | -   | -   | -   | -   | 0        |          |          | 1     |
| Uncontested Divorce                      | 2015 | 10  | 8   | 8   | 12  | 7   | 6   | 5   | 9   | 9   | 4   | 5   | 6   | 18       | 0.0%     | ↔        | 89    |
|  | 2016 | 7   | 12  | -   | -   | -   | -   | -   | -   | -   | -   | -   | -   | 19       | 5.6%     | ▲        | 19    |



Court: Washington Circuit

Start/End Date: Jan-15 / Feb-16

2015 Average Month: 288

Jan-Feb 2015: 572

Filings Trending: ▲

Circuit/Court ID: 28

228191


Type of Case: Filings

2016 Average Month:398

Jan-Feb 2016 : 795

Overall AVG. Month: 303

Monthly Summary



Jan 15-Feb 16

Totals

|          | 2015  | 2016 |
|----------|-------|------|
| Civil    | 609   | 91   |
| Criminal | 1,475 | 342  |
| Other    | 1,369 | 362  |
| Total    | 3,453 | 795  |

Jan --- Feb Filings

572

2015

795

2016

Jan --- Feb Filings

|          | 2015 | 2016 | % Change | Trending |
|----------|------|------|----------|----------|
| Civil    | 100  | 91   | -9.0%    | ▼        |
| Criminal | 304  | 342  | 12.5%    | ▲        |
| Other    | 168  | 362  | 115.5%   | ▲        |
| Total    | 572  | 795  | 39.0%    | ▲        |

|      | Jan | Feb | Mar | Apr | May | Jun | Jul | Aug | Sep | Oct | Nov | Dec | Thru Feb | % Change | Trending | Total |
|------|-----|-----|-----|-----|-----|-----|-----|-----|-----|-----|-----|-----|----------|----------|----------|-------|
| 2015 | 384 | 188 | 291 | 358 | 193 | 223 | 369 | 194 | 266 | 331 | 227 | 429 | 572      |          |          | 3,453 |
| 2016 | 409 | 386 | -   | -   | -   | -   | -   | -   | -   | -   | -   | -   | 795      | 39.0%    | ▲        | 795   |

|  |      | Jan | Feb | Mar | Apr | May | Jun | Jul | Aug | Sep | Oct | Nov | Dec | Thru Feb | % Change | Trending | Total |
|--|------|-----|-----|-----|-----|-----|-----|-----|-----|-----|-----|-----|-----|----------|----------|----------|-------|
| Administrative Law                       | 2015 | -   | -   | -   | -   | -   | 1   | -   | 3   | -   | -   | -   | -   | 0        |          |          | 4     |
| Contested Divorce                        | 2015 | 6   | 3   | 4   | 2   | 4   | 5   | 6   | 2   | 9   | 3   | 4   | 1   | 9        | 0.0%     | ↔        | 49    |
|  | 2016 | 8   | 5   | -   | -   | -   | -   | -   | -   | -   | -   | -   | -   | 13       | 44.4%    | ▲        | 13    |
| Domestic and Family - Level 1            | 2015 | -   | 3   | 9   | 5   | 3   | 2   | 3   | 2   | -   | 7   | 1   | -   | 3        |          |          | 35    |
|  | 2016 | 2   | -   | -   | -   | -   | -   | -   | -   | -   | -   | -   | -   | 2        | -33.3%   | ▼        | 2     |
| Domestic and Family - Level 2            | 2015 | 3   | 2   | 1   | 5   | 4   | 4   | 4   | 2   | -   | 2   | 4   | 1   | 5        |          |          | 32    |
|  | 2016 | -   | 3   | -   | -   | -   | -   | -   | -   | -   | -   | -   | -   | 3        | -40.0%   | ▼        | 3     |
| General Civil - Level 1                  | 2015 | 2   | -   | 1   | -   | 1   | 1   | -   | -   | 1   | 2   | 1   | -   | 2        |          |          | 9     |
| General Civil - Level 2                  | 2015 | 9   | 4   | 4   | 6   | 6   | 6   | 10  | 4   | 7   | 7   | 3   | 5   | 13       |          |          | 71    |
|  | 2016 | 3   | 3   | -   | -   | -   | -   | -   | -   | -   | -   | -   | -   | 6        | -53.8%   | ▼        | 6     |
| General Civil - Level 3                  | 2015 | 6   | 9   | 6   | 6   | 5   | 6   | 4   | 6   | 4   | 5   | 4   | 5   | 15       |          |          | 66    |
|  | 2016 | 3   | 2   | -   | -   | -   | -   | -   | -   | -   | -   | -   | -   | 5        | -66.7%   | ▼        | 5     |
| Miscellaneous                            | 2015 | 103 | 85  | 133 | 102 | 88  | 92  | 133 | 113 | 132 | 132 | 123 | 306 | 188      |          |          | 1,542 |
|  | 2016 | 185 | 203 | -   | -   | -   | -   | -   | -   | -   | -   | -   | -   | 388      | 106.4%   | ▲        | 388   |
| Misdemeanor                              | 2015 | 22  | 5   | 11  | 32  | 9   | 11  | 20  | 20  | 13  | 22  | 9   | 17  | 27       |          |          | 191   |
|  | 2016 | 36  | 25  | -   | -   | -   | -   | -   | -   | -   | -   | -   | -   | 61       | 125.9%   | ▲        | 61    |
| Non-Capital Felonies and Related Matters | 2015 | 203 | 47  | 92  | 170 | 56  | 68  | 171 | 28  | 77  | 132 | 69  | 82  | 250      |          |          | 1,195 |
|  | 2016 | 123 | 116 | -   | -   | -   | -   | -   | -   | -   | -   | -   | -   | 239      | -4.4%    | ▼        | 239   |
| Other                                    | 2015 | 2   | 1   | 5   | -   | 2   | 1   | -   | -   | -   | -   | -   | -   | 3        |          |          | 11    |
|  | 2016 | 1   | 1   | -   | -   | -   | -   | -   | -   | -   | -   | -   | -   | 2        | -33.3%   | ▼        | 2     |
| Other Criminally Related Matters         | 2015 | 15  | 12  | 3   | 15  | -   | 11  | 5   | 1   | 8   | 14  | 3   | 3   | 27       |          |          | 90    |
|  | 2016 | 34  | 8   | -   | -   | -   | -   | -   | -   | -   | -   | -   | -   | 42       | 55.6%    | ▲        | 42    |
| Probates/Wills and Trusts - Le           | 2015 | -   | -   | -   | -   | -   | -   | 1   | 1   | -   | -   | -   | -   | 0        |          |          | 2     |
| Probates/Wills and Trusts - Level 2      | 2015 | 1   | 1   | 1   | -   | 3   | -   | -   | 1   | 2   | -   | -   | 1   | 2        | 0.0%     | ↔        | 10    |
|  | 2016 | 1   | 3   | -   | -   | -   | -   | -   | -   | -   | -   | -   | -   | 4        | 100.0%   | ▲        | 4     |
| Protective Orders                        | 2015 | -   | 1   | -   | 1   | -   | -   | 1   | -   | -   | -   | -   | -   | 1        |          |          | 3     |
|  | 2016 | 1   | -   | -   | -   | -   | -   | -   | -   | -   | -   | -   | -   | 1        | 0.0%     | ↔        | 1     |
| Uncontested Divorce                      | 2015 | 12  | 15  | 21  | 14  | 12  | 15  | 11  | 11  | 13  | 5   | 6   | 8   | 27       |          |          | 143   |
|  | 2016 | 12  | 17  | -   | -   | -   | -   | -   | -   | -   | -   | -   | -   | 29       | 7.4%     | ▲        | 29    |

Court: Bristol Circuit

Start/End Date: Jan-15 / Feb-16

2015 Average Month: 174

Jan-Feb 2015: 348

Filings Trending: ▲

Circuit/Court ID: 28

228520


Type of Case: Filings

2016 Average Month:246

Jan-Feb 2016 : 492

Overall AVG. Month: 184

Monthly Summary



Jan 15-Feb 16

Totals

|          | 2015  | 2016 |
|----------|-------|------|
| Civil    | 349   | 71   |
| Criminal | 1,190 | 298  |
| Other    | 550   | 123  |
| Total    | 2,089 | 492  |

Jan --- Feb Filings

348

2015

492

2016

Jan --- Feb Filings

|          | 2015 | 2016 | % Change | Trending |
|----------|------|------|----------|----------|
| Civil    | 51   | 71   | 39.2%    | ▲        |
| Criminal | 184  | 298  | 62.0%    | ▲        |
| Other    | 113  | 123  | 8.8%     | ▲        |
| Total    | 348  | 492  | 41.4%    | ▲        |

|      | Jan | Feb | Mar | Apr | May | Jun | Jul | Aug | Sep | Oct | Nov | Dec | Thru Feb | % Change | Trending | Total |
|------|-----|-----|-----|-----|-----|-----|-----|-----|-----|-----|-----|-----|----------|----------|----------|-------|
| 2015 | 124 | 224 | 163 | 161 | 285 | 168 | 129 | 159 | 179 | 179 | 161 | 157 | 348      |          |          | 2,089 |
| 2016 | 213 | 279 | -   | -   | -   | -   | -   | -   | -   | -   | -   | -   | 492      | 41.4%    | ▲        | 492   |

|  |      | Jan | Feb | Mar | Apr | May | Jun | Jul | Aug | Sep | Oct | Nov | Dec | Thru Feb | % Change | Trending | Total |
|--|------|-----|-----|-----|-----|-----|-----|-----|-----|-----|-----|-----|-----|----------|----------|----------|-------|
| Administrative Law                       | 2015 | -   | -   | 1   | 2   | -   | -   | -   | -   | -   | -   | -   | -   | 0        |          |          | 3     |
|  | 2016 | -   | 1   | -   | -   | -   | -   | -   | -   | -   | -   | -   | -   | 1        | 0.0%     | ↔        | 1     |
| Contested Divorce                        | 2015 | 5   | 1   | 6   | 1   | 2   | 2   | 3   | 2   | 2   | 3   | 5   | 2   | 6        |          |          | 34    |
|  | 2016 | 1   | 4   | -   | -   | -   | -   | -   | -   | -   | -   | -   | -   | 5        | -16.7%   | ▼        | 5     |
| Domestic and Family - Level 1            | 2015 | 1   | 2   | -   | -   | 1   | 5   | 1   | 7   | -   | -   | 4   | -   | 3        |          |          | 21    |
|  | 2016 | 8   | 1   | -   | -   | -   | -   | -   | -   | -   | -   | -   | -   | 9        | 200.0%   | ▲        | 9     |
| Domestic and Family - Level 2            | 2015 | 1   | -   | -   | 3   | 1   | 1   | -   | 1   | -   | -   | 1   | 1   | 1        |          |          | 9     |
|  | 2016 | 2   | 2   | -   | -   | -   | -   | -   | -   | -   | -   | -   | -   | 4        | 300.0%   | ▲        | 4     |
| General Civil - Level 1                  | 2015 | -   | -   | -   | 1   | -   | 1   | -   | 1   | -   | -   | -   | -   | 0        |          |          | 3     |
| General Civil - Level 2                  | 2015 | 1   | 5   | 4   | 5   | 4   | -   | 4   | 4   | 5   | 1   | 2   | 3   | 6        | 0.0%     | ↔        | 38    |
|  | 2016 | 4   | 3   | -   | -   | -   | -   | -   | -   | -   | -   | -   | -   | 7        | 16.7%    | ▲        | 7     |
| General Civil - Level 3                  | 2015 | 1   | 1   | 2   | 4   | 1   | 1   | 1   | -   | 2   | 2   | 2   | -   | 2        |          |          | 17    |
|  | 2016 | 2   | 3   | -   | -   | -   | -   | -   | -   | -   | -   | -   | -   | 5        | 150.0%   | ▲        | 5     |
| Miscellaneous                            | 2015 | 35  | 28  | 33  | 29  | 31  | 42  | 37  | 33  | 36  | 40  | 47  | 49  | 63       |          |          | 440   |
|  | 2016 | 61  | 64  | -   | -   | -   | -   | -   | -   | -   | -   | -   | -   | 125      | 98.4%    | ▲        | 125   |
| Misdemeanor                              | 2015 | 7   | 8   | 25  | 5   | 15  | 6   | 12  | 6   | 23  | 17  | 13  | 7   | 15       |          |          | 144   |
|  | 2016 | 34  | 28  | -   | -   | -   | -   | -   | -   | -   | -   | -   | -   | 62       | 313.3%   | ▲        | 62    |
| Non-Capital Felonies and Related Matters | 2015 | 51  | 114 | 62  | 85  | 194 | 79  | 51  | 76  | 95  | 91  | 53  | 78  | 165      |          |          | 1,029 |
|  | 2016 | 72  | 162 | -   | -   | -   | -   | -   | -   | -   | -   | -   | -   | 234      | 41.8%    | ▲        | 234   |
| Other                                    | 2015 | 17  | 60  | 18  | 14  | 25  | 25  | 13  | 26  | 12  | 15  | 26  | 14  | 77       |          |          | 265   |
|  | 2016 | 21  | 6   | -   | -   | -   | -   | -   | -   | -   | -   | -   | -   | 27       | -64.9%   | ▼        | 27    |
| Other Criminally Related Matters         | 2015 | 3   | 1   | 1   | 3   | 3   | 1   | 2   | 1   | -   | 3   | 1   | 1   | 4        |          |          | 20    |
|  | 2016 | 2   | -   | -   | -   | -   | -   | -   | -   | -   | -   | -   | -   | 2        | -50.0%   | ▼        | 2     |
| Probates/Wills and Trusts - Level 2      | 2015 | -   | -   | 1   | 1   | -   | 1   | -   | 1   | -   | -   | -   | -   | 0        |          |          | 4     |
|  | 2016 | 1   | -   | -   | -   | -   | -   | -   | -   | -   | -   | -   | -   | 1        | 0.0%     | ↔        | 1     |
| Protective Orders                        | 2016 | 1   | -   | -   | -   | -   | -   | -   | -   | -   | -   | -   | -   | 1        |          |          | 1     |
| Uncontested Divorce                      | 2015 | 2   | 4   | 10  | 8   | 8   | 4   | 5   | 1   | 4   | 7   | 7   | 2   | 6        |          |          | 62    |
|  | 2016 | 4   | 5   | -   | -   | -   | -   | -   | -   | -   | -   | -   | -   | 9        | 50.0%    | ▲        | 9     |

Court: Buchanan Circuit

Start/End Date: Jan-15 / Feb-16

2015 Average Month: 213

Jan-Feb 2015: 358

Filings Trending: ▲

Circuit/Court ID: 29

229027


Type of Case: Filings

2016 Average Month:216

Jan-Feb 2016 : 432

Overall AVG. Month: 214

Monthly Summary



Jan 15-Feb 16

Totals

|          | 2015  | 2016 |
|----------|-------|------|
| Civil    | 360   | 72   |
| Criminal | 1,571 | 244  |
| Other    | 628   | 116  |
| Total    | 2,559 | 432  |

Jan --- Feb Filings

358

2015

432

2016

Jan --- Feb Filings

|          | 2015 | 2016 | % Change | Trending |
|----------|------|------|----------|----------|
| Civil    | 36   | 72   | 100.0%   | ▲        |
| Criminal | 246  | 244  | -0.8%    | ▼        |
| Other    | 76   | 116  | 52.6%    | ▲        |
| Total    | 358  | 432  | 20.7%    | ▲        |

|      | Jan | Feb | Mar | Apr | May | Jun | Jul | Aug | Sep | Oct | Nov | Dec | Thru Feb | % Change | Trending | Total |
|------|-----|-----|-----|-----|-----|-----|-----|-----|-----|-----|-----|-----|----------|----------|----------|-------|
| 2015 | 288 | 70  | 128 | 375 | 122 | 113 | 248 | 108 | 522 | 259 | 155 | 171 | 358      |          |          | 2,559 |
| 2016 | 323 | 109 | -   | -   | -   | -   | -   | -   | -   | -   | -   | -   | 432      | 20.7%    | ▲        | 432   |

|  |      | Jan | Feb | Mar | Apr | May | Jun | Jul | Aug | Sep | Oct | Nov | Dec | Thru Feb | % Change | Trending | Total |
|--|------|-----|-----|-----|-----|-----|-----|-----|-----|-----|-----|-----|-----|----------|----------|----------|-------|
| Capital Murder                           | 2015 | -   | -   | -   | 1   | -   | -   | -   | -   | -   | -   | -   | -   | 0        |          |          | 1     |
| Contested Divorce                        | 2015 | 2   | 3   | 5   | 1   | -   | 2   | 6   | -   | 3   | 2   | 2   | 1   | 5        | 0.0%     | ↔        | 27    |
|  | 2016 | 2   | 1   | -   | -   | -   | -   | -   | -   | -   | -   | -   | -   | 3        | -40.0%   | ▼        | 3     |
| Domestic and Family - Level 1            | 2015 | 1   | -   | 3   | -   | 4   | 2   | 2   | 12  | 1   | 9   | 7   | 8   | 1        |          |          | 49    |
|  | 2016 | 10  | 5   | -   | -   | -   | -   | -   | -   | -   | -   | -   | -   | 15       | 1,400.0% | ▲        | 15    |
| Domestic and Family - Level 2            | 2015 | 1   | -   | -   | 3   | 1   | 3   | 5   | 1   | 2   | -   | 1   | 1   | 1        |          |          | 18    |
|  | 2016 | 2   | -   | -   | -   | -   | -   | -   | -   | -   | -   | -   | -   | 2        | 100.0%   | ▲        | 2     |
| General Civil - Level 1                  | 2015 | -   | 1   | 3   | -   | -   | 1   | -   | -   | 1   | -   | 1   | -   | 1        |          |          | 7     |
|  | 2016 | 1   | -   | -   | -   | -   | -   | -   | -   | -   | -   | -   | -   | 1        | 0.0%     | ↔        | 1     |
| General Civil - Level 2                  | 2015 | 5   | 4   | 1   | 6   | 6   | 14  | 11  | 4   | 1   | 8   | 9   | 5   | 9        |          |          | 74    |
|  | 2016 | 7   | 5   | -   | -   | -   | -   | -   | -   | -   | -   | -   | -   | 12       | 33.3%    | ▲        | 12    |
| General Civil - Level 3                  | 2015 | 1   | -   | 1   | 2   | 4   | 5   | 1   | 5   | 2   | 2   | 3   | -   | 1        |          |          | 26    |
|  | 2016 | 4   | 4   | -   | -   | -   | -   | -   | -   | -   | -   | -   | -   | 8        | 700.0%   | ▲        | 8     |
| Miscellaneous                            | 2015 | 46  | 40  | 84  | 70  | 48  | 52  | 60  | 40  | 59  | 83  | 59  | 73  | 86       |          |          | 714   |
|  | 2016 | 72  | 62  | -   | -   | -   | -   | -   | -   | -   | -   | -   | -   | 134      | 55.8%    | ▲        | 134   |
| Misdemeanor                              | 2015 | 29  | 4   | 16  | 52  | 14  | 13  | 30  | 20  | 41  | 23  | 9   | 9   | 33       |          |          | 260   |
|  | 2016 | 33  | 13  | -   | -   | -   | -   | -   | -   | -   | -   | -   | -   | 46       | 39.4%    | ▲        | 46    |
| Non-Capital Felonies and Related Matters | 2015 | 192 | 13  | 8   | 218 | 39  | 13  | 127 | 20  | 401 | 113 | 56  | 65  | 205      |          |          | 1,265 |
|  | 2016 | 165 | 11  | -   | -   | -   | -   | -   | -   | -   | -   | -   | -   | 176      | -14.1%   | ▼        | 176   |
| Other                                    | 2015 | -   | -   | -   | -   | -   | -   | -   | 1   | -   | 1   | 1   | 1   | 0        |          |          | 4     |
| Other Criminally Related Matters         | 2015 | 8   | -   | 1   | 13  | -   | 3   | -   | 1   | 4   | 11  | 3   | 3   | 8        | 0.0%     | ↔        | 47    |
|  | 2016 | 20  | 2   | -   | -   | -   | -   | -   | -   | -   | -   | -   | -   | 22       | 175.0%   | ▲        | 22    |
| Probates/Wills and Trusts - Le           | 2015 | -   | -   | -   | -   | -   | -   | -   | -   | 1   | -   | -   | -   | 0        |          |          | 1     |
| Probates/Wills and Trusts - Level 2      | 2015 | 1   | -   | 1   | 1   | 1   | -   | 1   | -   | 1   | 1   | -   | 1   | 1        | 0.0%     | ↔        | 8     |
|  | 2016 | -   | 1   | -   | -   | -   | -   | -   | -   | -   | -   | -   | -   | 1        | 0.0%     | ↔        | 1     |
| Protective Orders                        | 2015 | -   | -   | -   | -   | -   | -   | -   | -   | 1   | 1   | -   | -   | 0        |          |          | 2     |
| Uncontested Divorce                      | 2015 | 2   | 5   | 5   | 8   | 5   | 5   | 5   | 4   | 4   | 5   | 4   | 4   | 7        | 0.0%     | ↔        | 56    |
|  | 2016 | 7   | 5   | -   | -   | -   | -   | -   | -   | -   | -   | -   | -   | 12       | 71.4%    | ▲        | 12    |

Court: Dickenson Circuit

Start/End Date: Jan-15 / Feb-16

2015 Average Month: 113

Jan-Feb 2015: 259

Filings Trending: ▼

Circuit/Court ID: 29

229051


Type of Case: Filings

2016 Average Month:70

Jan-Feb 2016 : 139

Overall AVG. Month: 107

Monthly Summary



Jan 15-Feb 16

Totals

|          | 2015  | 2016 |
|----------|-------|------|
| Civil    | 223   | 28   |
| Criminal | 658   | 21   |
| Other    | 472   | 90   |
| Total    | 1,353 | 139  |

Jan --- Feb Filings

259

2015

139

2016

Jan --- Feb Filings

|          | 2015 | 2016 | % Change | Trending |
|----------|------|------|----------|----------|
| Civil    | 28   | 28   | -        | ↔        |
| Criminal | 165  | 21   | -87.3%   | ▼        |
| Other    | 66   | 90   | 36.4%    | ▲        |
| Total    | 259  | 139  | -46.3%   | ▼        |

|      | Jan | Feb | Mar | Apr | May | Jun | Jul | Aug | Sep | Oct | Nov | Dec | Thru Feb | % Change | Trending | Total |
|------|-----|-----|-----|-----|-----|-----|-----|-----|-----|-----|-----|-----|----------|----------|----------|-------|
| 2015 | 87  | 172 | 139 | 111 | 86  | 125 | 80  | 45  | 209 | 90  | 72  | 137 | 259      |          |          | 1,353 |
| 2016 | 64  | 75  | -   | -   | -   | -   | -   | -   | -   | -   | -   | -   | 139      | -46.3%   | ▼        | 139   |

|  |      | Jan | Feb | Mar | Apr | May | Jun | Jul | Aug | Sep | Oct | Nov | Dec | Thru Feb | % Change | Trending | Total |
|--|------|-----|-----|-----|-----|-----|-----|-----|-----|-----|-----|-----|-----|----------|----------|----------|-------|
| Administrative Law                       | 2015 | -   | -   | -   | -   | -   | -   | -   | -   | -   | -   | -   | 1   | 0        |          |          | 1     |
| Contested Divorce                        | 2015 | -   | 1   | 2   | 2   | 2   | 1   | 2   | 2   | 3   | 3   | 1   | 2   | 1        | 0.0%     | ↔        | 21    |
|  | 2016 | 2   | -   | -   | -   | -   | -   | -   | -   | -   | -   | -   | -   | 2        | 100.0%   | ▲        | 2     |
| Domestic and Family - Level 1            | 2015 | 1   | -   | 2   | 3   | -   | 1   | 11  | 1   | -   | -   | -   | 3   | 1        |          |          | 22    |
|  | 2016 | -   | 2   | -   | -   | -   | -   | -   | -   | -   | -   | -   | -   | 2        | 100.0%   | ▲        | 2     |
| Domestic and Family - Level 2            | 2015 | 3   | 2   | 5   | 1   | 3   | 3   | 1   | 1   | 1   | 4   | 4   | 3   | 5        |          |          | 31    |
|  | 2016 | -   | 3   | -   | -   | -   | -   | -   | -   | -   | -   | -   | -   | 3        | -40.0%   | ▼        | 3     |
| General Civil - Level 1                  | 2016 | -   | 1   | -   | -   | -   | -   | -   | -   | -   | -   | -   | -   | 1        |          |          | 1     |
| General Civil - Level 2                  | 2015 | -   | -   | 4   | 2   | 2   | 2   | 3   | 2   | 3   | 2   | 1   | 4   | 0        |          |          | 25    |
|  | 2016 | 1   | 1   | -   | -   | -   | -   | -   | -   | -   | -   | -   | -   | 2        | 0.0%     | ↔        | 2     |
| General Civil - Level 3                  | 2015 | -   | 1   | 3   | -   | -   | -   | 2   | -   | 2   | 1   | 1   | -   | 1        |          |          | 10    |
|  | 2016 | 1   | 3   | -   | -   | -   | -   | -   | -   | -   | -   | -   | -   | 4        | 300.0%   | ▲        | 4     |
| Miscellaneous                            | 2015 | 30  | 25  | 38  | 50  | 27  | 41  | 33  | 19  | 24  | 36  | 34  | 46  | 55       |          |          | 403   |
|  | 2016 | 38  | 47  | -   | -   | -   | -   | -   | -   | -   | -   | -   | -   | 85       | 54.5%    | ▲        | 85    |
| Misdemeanor                              | 2015 | 8   | 1   | 12  | 14  | 1   | 23  | 2   | 2   | 6   | 4   | 6   | 5   | 9        |          |          | 84    |
|  | 2016 | -   | 5   | -   | -   | -   | -   | -   | -   | -   | -   | -   | -   | 5        | -44.4%   | ▼        | 5     |
| Non-Capital Felonies and Related Matters | 2015 | 34  | 122 | 55  | 30  | 34  | 36  | 13  | 2   | 150 | 22  | 15  | 61  | 156      |          |          | 574   |
|  | 2016 | 11  | 4   | -   | -   | -   | -   | -   | -   | -   | -   | -   | -   | 15       | -90.4%   | ▼        | 15    |
| Other                                    | 2015 | 3   | 16  | 12  | 4   | 11  | 13  | 8   | 10  | 13  | 10  | 6   | 10  | 19       |          |          | 116   |
|  | 2016 | 9   | 3   | -   | -   | -   | -   | -   | -   | -   | -   | -   | -   | 12       | -36.8%   | ▼        | 12    |
| Other Criminally Related Matte           | 2016 | -   | 1   | -   | -   | -   | -   | -   | -   | -   | -   | -   | -   | 1        |          |          | 1     |
| Probates/Wills and Trusts - Le           | 2015 | -   | -   | -   | -   | -   | -   | 1   | -   | -   | -   | -   | -   | 0        |          |          | 1     |
| Probates/Wills and Trusts - Le           | 2015 | 1   | -   | 2   | -   | -   | -   | 2   | 2   | -   | -   | -   | 2   | 1        | 0.0%     | ↔        | 9     |
| Protective Orders                        | 2015 | 1   | -   | -   | -   | -   | -   | -   | -   | -   | -   | -   | -   | 1        |          |          | 1     |
| Uncontested Divorce                      | 2015 | 6   | 4   | 4   | 5   | 6   | 5   | 2   | 4   | 7   | 8   | 4   | -   | 10       |          |          | 55    |
|  | 2016 | 2   | 5   | -   | -   | -   | -   | -   | -   | -   | -   | -   | -   | 7        | -30.0%   | ▼        | 7     |

Court: Russell Circuit

Start/End Date: Jan-15 / Feb-16

2015 Average Month: 241

Jan-Feb 2015: 465

Filings Trending: ▲

Circuit/Court ID: 29

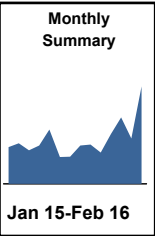
229167

Type of Case: Filings

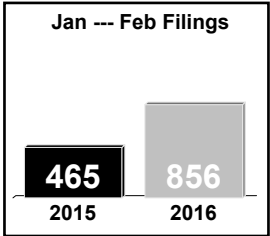
2016 Average Month:428

Jan-Feb 2016 : 856

Overall AVG. Month: 268



|          | Totals |      |
|----------|--------|------|
|          | 2015   | 2016 |
| Civil    | 455    | 76   |
| Criminal | 1,338  | 403  |
| Other    | 1,100  | 377  |
| Total    | 2,893  | 856  |



|          | Jan --- Feb Filings |      |          |          |
|----------|---------------------|------|----------|----------|
|          | 2015                | 2016 | % Change | Trending |
| Civil    | 88                  | 76   | -13.6%   | ▼        |
| Criminal | 246                 | 403  | 63.8%    | ▲        |
| Other    | 131                 | 377  | 187.8%   | ▲        |
| Total    | 465                 | 856  | 84.1%    | ▲        |

|      | Jan | Feb | Mar | Apr | May | Jun | Jul | Aug | Sep | Oct | Nov | Dec | Thru Feb | % Change | Trending | Total |
|------|-----|-----|-----|-----|-----|-----|-----|-----|-----|-----|-----|-----|----------|----------|----------|-------|
| 2015 | 221 | 244 | 200 | 229 | 326 | 160 | 162 | 230 | 236 | 188 | 298 | 399 | 465      |          |          | 2,893 |
| 2016 | 271 | 585 | -   | -   | -   | -   | -   | -   | -   | -   | -   | -   | 856      | 84.1%    | ▲        | 856   |

|  |      | Jan | Feb | Mar | Apr | May | Jun | Jul | Aug | Sep | Oct | Nov | Dec | Thru Feb | % Change | Trending | Total |
|--|------|-----|-----|-----|-----|-----|-----|-----|-----|-----|-----|-----|-----|----------|----------|----------|-------|
| Administrative Law                       | 2015 | -   | -   | 1   | 1   | -   | -   | -   | 1   | -   | 1   | -   | -   | 0        |          |          | 4     |
| Contested Divorce                        | 2015 | 3   | 8   | 5   | 8   | 4   | 4   | 1   | 4   | 4   | 2   | 5   | 4   | 11       | 0.0%     | ↔        | 52    |
|  | 2016 | 3   | 3   | -   | -   | -   | -   | -   | -   | -   | -   | -   | -   | 6        | -45.5%   | ▼        | 6     |
| Domestic and Family - Level 1            | 2015 | 10  | 7   | -   | 6   | -   | -   | 10  | 3   | -   | 3   | 1   | 3   | 17       |          |          | 43    |
|  | 2016 | -   | 13  | -   | -   | -   | -   | -   | -   | -   | -   | -   | -   | 13       | -23.5%   | ▼        | 13    |
| Domestic and Family - Level 2            | 2015 | 1   | 1   | 3   | 5   | 2   | 6   | 2   | 1   | 5   | 3   | -   | 1   | 2        |          |          | 30    |
|  | 2016 | 1   | 1   | -   | -   | -   | -   | -   | -   | -   | -   | -   | -   | 2        | 0.0%     | ↔        | 2     |
| General Civil - Level 1                  | 2015 | -   | -   | -   | 1   | 2   | 3   | -   | -   | -   | -   | 1   | -   | 0        |          |          | 7     |
|  | 2016 | 1   | -   | -   | -   | -   | -   | -   | -   | -   | -   | -   | -   | 1        | 0.0%     | ↔        | 1     |
| General Civil - Level 2                  | 2015 | 7   | 3   | 3   | 4   | 9   | 2   | 2   | 7   | 6   | 9   | 4   | 5   | 10       |          |          | 61    |
|  | 2016 | 9   | 4   | -   | -   | -   | -   | -   | -   | -   | -   | -   | -   | 13       | 30.0%    | ▲        | 13    |
| General Civil - Level 3                  | 2015 | 4   | 1   | -   | 3   | 3   | 2   | 4   | 1   | 10  | 5   | 8   | 8   | 5        |          |          | 49    |
|  | 2016 | 5   | 2   | -   | -   | -   | -   | -   | -   | -   | -   | -   | -   | 7        | 40.0%    | ▲        | 7     |
| Miscellaneous                            | 2015 | 60  | 58  | 47  | 67  | 53  | 52  | 56  | 51  | 75  | 74  | 67  | 139 | 118      |          |          | 799   |
|  | 2016 | 108 | 117 | -   | -   | -   | -   | -   | -   | -   | -   | -   | -   | 225      | 90.7%    | ▲        | 225   |
| Misdemeanor                              | 2015 | 20  | 20  | 20  | 9   | 43  | 3   | 11  | 19  | 11  | 8   | 20  | 58  | 40       |          |          | 242   |
|  | 2016 | 7   | 12  | -   | -   | -   | -   | -   | -   | -   | -   | -   | -   | 19       | -52.5%   | ▼        | 19    |
| Non-Capital Felonies and Related Matters | 2015 | 80  | 121 | 65  | 79  | 157 | 43  | 45  | 115 | 64  | 47  | 122 | 127 | 201      |          |          | 1,065 |
|  | 2016 | 80  | 297 | -   | -   | -   | -   | -   | -   | -   | -   | -   | -   | 377      | 87.6%    | ▲        | 377   |
| Other                                    | 2015 | 17  | 12  | 40  | 36  | 44  | 32  | 18  | 16  | 46  | 23  | 49  | 45  | 29       |          |          | 378   |
|  | 2016 | 48  | 112 | -   | -   | -   | -   | -   | -   | -   | -   | -   | -   | 160      | 451.7%   | ▲        | 160   |
| Other Criminally Related Matters         | 2015 | 2   | 3   | 7   | 1   | -   | 2   | 3   | 1   | 6   | 4   | 3   | -   | 5        |          |          | 32    |
|  | 2016 | 3   | 4   | -   | -   | -   | -   | -   | -   | -   | -   | -   | -   | 7        | 40.0%    | ▲        | 7     |
| Probates/Wills and Trusts - Level 1      | 2015 | -   | -   | -   | -   | 1   | -   | -   | -   | -   | -   | -   | -   | 0        |          |          | 1     |
|  | 2016 | -   | 1   | -   | -   | -   | -   | -   | -   | -   | -   | -   | -   | 1        | 0.0%     | ↔        | 1     |
| Probates/Wills and Trusts - Level 2      | 2015 | 2   | 1   | 1   | 3   | 3   | -   | 1   | 2   | -   | -   | 2   | -   | 3        |          |          | 15    |
|  | 2016 | 1   | 4   | -   | -   | -   | -   | -   | -   | -   | -   | -   | -   | 5        | 66.7%    | ▲        | 5     |
| Protective Orders                        | 2015 | -   | -   | -   | -   | -   | -   | -   | -   | -   | -   | 3   | 1   | 0        |          |          | 4     |
| Uncontested Divorce                      | 2015 | 15  | 9   | 8   | 6   | 5   | 11  | 9   | 9   | 9   | 9   | 13  | 8   | 24       | 0.0%     | ↔        | 111   |
|  | 2016 | 5   | 15  | -   | -   | -   | -   | -   | -   | -   | -   | -   | -   | 20       | -16.7%   | ▼        | 20    |

Court: Tazewell Circuit

Start/End Date: Jan-15 / Feb-16

2015 Average Month: 484

Jan-Feb 2015: 1,411

Filings Trending: ▼

Circuit/Court ID: 29

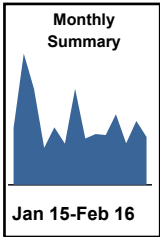
229185

Type of Case: Filings

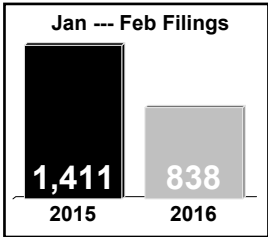
2016 Average Month:419

Jan-Feb 2016 : 838

Overall AVG. Month: 475



| Totals   |       |      |
|----------|-------|------|
|          | 2015  | 2016 |
| Civil    | 615   | 128  |
| Criminal | 3,962 | 380  |
| Other    | 1,234 | 330  |
| Total    | 5,811 | 838  |



| Jan --- Feb Filings |       |      |          |          |
|---------------------|-------|------|----------|----------|
|                     | 2015  | 2016 | % Change | Trending |
| Civil               | 93    | 128  | 37.6%    | ▲        |
| Criminal            | 1,092 | 380  | -65.2%   | ▼        |
| Other               | 226   | 330  | 46.0%    | ▲        |
| Total               | 1,411 | 838  | -40.6%   | ▼        |

|      | Jan | Feb | Mar | Apr | May | Jun | Jul | Aug | Sep | Oct | Nov | Dec | Thru Feb | % Change | Trending | Total |
|------|-----|-----|-----|-----|-----|-----|-----|-----|-----|-----|-----|-----|----------|----------|----------|-------|
| 2015 | 426 | 985 | 721 | 277 | 430 | 308 | 721 | 348 | 380 | 374 | 529 | 312 | 1,411    |          |          | 5,811 |
| 2016 | 480 | 358 | -   | -   | -   | -   | -   | -   | -   | -   | -   | -   | 838      | -40.6%   | ▼        | 838   |

|  |      | Jan | Feb | Mar | Apr | May | Jun | Jul | Aug | Sep | Oct | Nov | Dec | Thru Feb | % Change | Trending | Total |
|--|------|-----|-----|-----|-----|-----|-----|-----|-----|-----|-----|-----|-----|----------|----------|----------|-------|
| Administrative Law                       | 2015 | -   | -   | -   | -   | -   | -   | 2   | 2   | -   | -   | 1   | 2   | 0        |          |          | 7     |
|  | 2016 | 1   | -   | -   | -   | -   | -   | -   | -   | -   | -   | -   | -   | 1        | 0.0%     | ↔        | 1     |
| Capital Murder                           | 2015 | -   | -   | -   | -   | -   | -   | -   | -   | -   | 1   | -   | -   | 0        |          |          | 1     |
|  | 2016 | 5   | 8   | 5   | 10  | 1   | 4   | 4   | 9   | 7   | 12  | 4   | 5   | 13       | 0.0%     | ↔        | 74    |
| Contested Divorce                        | 2015 | 10  | 11  | -   | -   | -   | -   | -   | -   | -   | -   | -   | -   | 21       | 61.5%    | ▲        | 21    |
|  | 2016 | 1   | 6   | 24  | 4   | 1   | 2   | 2   | 1   | 7   | 13  | 3   | 2   | 7        |          |          | 66    |
| Domestic and Family - Level 1            | 2015 | 2   | 10  | -   | -   | -   | -   | -   | -   | -   | -   | -   | -   | 12       | 71.4%    | ▲        | 12    |
|  | 2016 | 4   | 2   | 3   | 1   | 5   | 4   | 5   | 3   | 1   | 1   | 5   | 1   | 6        |          |          | 35    |
| Domestic and Family - Level 2            | 2015 | 2   | 9   | -   | -   | -   | -   | -   | -   | -   | -   | -   | -   | 11       | 83.3%    | ▲        | 11    |
|  | 2016 | -   | 1   | 1   | 1   | 1   | -   | -   | 1   | 1   | -   | 1   | -   | 1        |          |          | 7     |
| General Civil - Level 1                  | 2015 | 10  | 3   | 6   | 13  | 5   | 5   | 7   | 5   | 2   | 6   | 6   | 4   | 13       |          |          | 72    |
|  | 2016 | 4   | 5   | -   | -   | -   | -   | -   | -   | -   | -   | -   | -   | 9        | -30.8%   | ▼        | 9     |
| General Civil - Level 2                  | 2015 | -   | 3   | -   | 1   | -   | 6   | 5   | 4   | 5   | 1   | 6   | 2   | 3        |          |          | 33    |
|  | 2016 | 5   | 5   | -   | -   | -   | -   | -   | -   | -   | -   | -   | -   | 10       | 233.3%   | ▲        | 10    |
| General Civil - Level 3                  | 2015 | 124 | 111 | 155 | 98  | 74  | 84  | 76  | 100 | 97  | 124 | 99  | 148 | 235      |          |          | 1,290 |
|  | 2016 | 164 | 182 | -   | -   | -   | -   | -   | -   | -   | -   | -   | -   | 346      | 47.2%    | ▲        | 346   |
| Miscellaneous                            | 2015 | 73  | 54  | 124 | 32  | 86  | 35  | 142 | 62  | 45  | 26  | 98  | 17  | 127      |          |          | 794   |
|  | 2016 | 83  | 24  | -   | -   | -   | -   | -   | -   | -   | -   | -   | -   | 107      | -15.7%   | ▼        | 107   |
| Misdemeanor                              | 2015 | 185 | 770 | 374 | 93  | 243 | 143 | 451 | 138 | 198 | 161 | 278 | 100 | 955      |          |          | 3,134 |
|  | 2016 | 188 | 82  | -   | -   | -   | -   | -   | -   | -   | -   | -   | -   | 270      | -71.7%   | ▼        | 270   |
| Non-Capital Felonies and Related Matters | 2015 | 3   | 10  | 7   | 5   | 3   | 11  | 6   | 11  | 5   | 4   | 8   | 15  | 13       |          |          | 88    |
|  | 2016 | 5   | 10  | -   | -   | -   | -   | -   | -   | -   | -   | -   | -   | 15       | 15.4%    | ▲        | 15    |
| Other                                    | 2015 | 5   | 5   | 2   | 2   | 1   | -   | 4   | 2   | 3   | 3   | 7   | 1   | 10       |          |          | 35    |
|  | 2016 | 2   | 2   | -   | -   | -   | -   | -   | -   | -   | -   | -   | -   | 4        | -60.0%   | ▼        | 4     |
| Other Criminally Related Matters         | 2015 | -   | -   | -   | -   | -   | 1   | 1   | -   | -   | -   | 1   | 1   | 0        |          |          | 4     |
|  | 2016 | 4   | 3   | 5   | 6   | 1   | 1   | 3   | 1   | -   | 6   | 1   | -   | 7        | 0.0%     | ↔        | 31    |
| Probates/Wills and Trusts - Level 2      | 2015 | 4   | -   | -   | -   | -   | -   | -   | -   | -   | -   | -   | -   | 4        | -42.9%   | ▼        | 4     |
|  | 2016 | 12  | 9   | 15  | 11  | 9   | 12  | 13  | 9   | 9   | 16  | 11  | 14  | 21       |          |          | 140   |
| Uncontested Divorce                      | 2015 | 10  | 18  | -   | -   | -   | -   | -   | -   | -   | -   | -   | -   | 28       | 33.3%    | ▲        | 28    |
|  | 2016 |     |     |     |     |     |     |     |     |     |     |     |     |          |          |          |       |

Court: Lee Circuit

Start/End Date: Jan-15 / Feb-16

2015 Average Month: 195

Jan-Feb 2015: 368

Filings Trending: ↔

Circuit/Court ID: 30

230105


Type of Case: Filings

2016 Average Month: 187

Jan-Feb 2016 : 373

Overall AVG. Month: 194

Monthly Summary



Jan 15-Feb 16

Totals

|          | 2015  | 2016 |
|----------|-------|------|
| Civil    | 345   | 56   |
| Criminal | 1,450 | 211  |
| Other    | 545   | 106  |
| Total    | 2,340 | 373  |

Jan --- Feb Filings

368

2015

373

2016

Jan --- Feb Filings

|          | 2015 | 2016 | % Change | Trending |
|----------|------|------|----------|----------|
| Civil    | 55   | 56   | 1.8%     | ▲        |
| Criminal | 235  | 211  | -10.2%   | ▼        |
| Other    | 78   | 106  | 35.9%    | ▲        |
| Total    | 368  | 373  | 1.4%     | ▲        |

|      | Jan | Feb | Mar | Apr | May | Jun | Jul | Aug | Sep | Oct | Nov | Dec | Thru Feb | % Change | Trending | Total |
|------|-----|-----|-----|-----|-----|-----|-----|-----|-----|-----|-----|-----|----------|----------|----------|-------|
| 2015 | 148 | 220 | 161 | 176 | 234 | 226 | 160 | 231 | 197 | 230 | 94  | 263 | 368      |          |          | 2,340 |
| 2016 | 174 | 199 | -   | -   | -   | -   | -   | -   | -   | -   | -   | -   | 373      | 1.4%     | ▲        | 373   |

|  |      | Jan | Feb | Mar | Apr | May | Jun | Jul | Aug | Sep | Oct | Nov | Dec | Thru Feb | % Change | Trending | Total |
|--|------|-----|-----|-----|-----|-----|-----|-----|-----|-----|-----|-----|-----|----------|----------|----------|-------|
| Administrative Law                       | 2016 | 1   | 1   | -   | -   | -   | -   | -   | -   | -   | -   | -   | -   | 2        |          |          | 2     |
| Contested Divorce                        | 2015 | 5   | 2   | 3   | 4   | 3   | 2   | 5   | 2   | 1   | 2   | 1   | -   | 7        |          |          | 30    |
|  | 2016 | 2   | 5   | -   | -   | -   | -   | -   | -   | -   | -   | -   | -   | 7        | 0.0%     | ↔        | 7     |
| Domestic and Family - Level 1            | 2015 | 2   | 7   | 1   | -   | 2   | 13  | 4   | 6   | -   | -   | -   | 1   | 9        |          |          | 36    |
|  | 2016 | 1   | -   | -   | -   | -   | -   | -   | -   | -   | -   | -   | -   | 1        | -88.9%   | ▼        | 1     |
| Domestic and Family - Level 2            | 2015 | -   | 3   | 2   | 4   | 2   | 2   | 2   | 2   | 4   | 4   | -   | 1   | 3        |          |          | 26    |
|  | 2016 | 2   | 5   | -   | -   | -   | -   | -   | -   | -   | -   | -   | -   | 7        | 133.3%   | ▲        | 7     |
| General Civil - Level 1                  | 2015 | -   | -   | 1   | 3   | -   | 1   | 1   | -   | 1   | -   | -   | 1   | 0        |          |          | 8     |
| General Civil - Level 2                  | 2015 | 4   | 5   | 3   | 4   | 2   | 4   | 1   | 3   | -   | 2   | 4   | 4   | 9        | 0.0%     | ↔        | 36    |
|  | 2016 | 1   | 4   | -   | -   | -   | -   | -   | -   | -   | -   | -   | -   | 5        | -44.4%   | ▼        | 5     |
| General Civil - Level 3                  | 2015 | 8   | 1   | 1   | 1   | -   | -   | 1   | 5   | -   | 7   | 1   | 4   | 9        |          |          | 29    |
|  | 2016 | 2   | 3   | -   | -   | -   | -   | -   | -   | -   | -   | -   | -   | 5        | -44.4%   | ▼        | 5     |
| Miscellaneous                            | 2015 | 51  | 36  | 50  | 34  | 32  | 46  | 54  | 41  | 66  | 75  | 39  | 106 | 87       |          |          | 630   |
|  | 2016 | 59  | 57  | -   | -   | -   | -   | -   | -   | -   | -   | -   | -   | 116      | 33.3%    | ▲        | 116   |
| Misdemeanor                              | 2015 | 15  | 19  | 23  | 39  | 39  | 42  | 18  | 40  | 37  | 35  | 16  | 37  | 34       |          |          | 360   |
|  | 2016 | 15  | 16  | -   | -   | -   | -   | -   | -   | -   | -   | -   | -   | 31       | -8.8%    | ▼        | 31    |
| Non-Capital Felonies and Related Matters | 2015 | 54  | 137 | 52  | 73  | 135 | 98  | 53  | 112 | 59  | 91  | 15  | 84  | 191      |          |          | 963   |
|  | 2016 | 63  | 91  | -   | -   | -   | -   | -   | -   | -   | -   | -   | -   | 154      | -19.4%   | ▼        | 154   |
| Other                                    | 2015 | -   | -   | -   | -   | 1   | -   | -   | -   | 1   | 1   | -   | -   | 0        |          |          | 3     |
| Other Criminally Related Matters         | 2015 | 3   | 7   | 13  | 7   | 14  | 11  | 13  | 7   | 20  | 9   | 11  | 12  | 10       | 0.0%     | ↔        | 127   |
|  | 2016 | 21  | 5   | -   | -   | -   | -   | -   | -   | -   | -   | -   | -   | 26       | 160.0%   | ▲        | 26    |
| Probates/Wills and Trusts - Le           | 2015 | -   | -   | -   | -   | -   | -   | -   | -   | -   | -   | 1   | 1   | 0        |          |          | 2     |
| Probates/Wills and Trusts - Level 2      | 2015 | -   | -   | 2   | 1   | 2   | 1   | 2   | 8   | 1   | 1   | 2   | 6   | 0        | 0.0%     | ↔        | 26    |
|  | 2016 | 2   | 4   | -   | -   | -   | -   | -   | -   | -   | -   | -   | -   | 6        | 0.0%     | ↔        | 6     |
| Protective Orders                        | 2015 | -   | -   | -   | -   | -   | -   | 2   | 1   | -   | -   | -   | -   | 0        |          |          | 3     |
| Uncontested Divorce                      | 2015 | 6   | 3   | 10  | 6   | 2   | 6   | 4   | 4   | 7   | 3   | 4   | 6   | 9        | 0.0%     | ↔        | 61    |
|  | 2016 | 5   | 8   | -   | -   | -   | -   | -   | -   | -   | -   | -   | -   | 13       | 44.4%    | ▲        | 13    |



Court: Scott Circuit

Start/End Date: Jan-15 / Feb-16

2015 Average Month: 224

Jan-Feb 2015: 260

Filings Trending: ▲

Circuit/Court ID: 30

230169


Type of Case: Filings

2016 Average Month:250

Jan-Feb 2016 : 499

Overall AVG. Month: 228

Monthly Summary



Jan 15-Feb 16

Totals

|          | 2015  | 2016 |
|----------|-------|------|
| Civil    | 342   | 59   |
| Criminal | 1,736 | 276  |
| Other    | 610   | 164  |
| Total    | 2,688 | 499  |

Jan --- Feb Filings

260

2015

499

2016

Jan --- Feb Filings

|          | 2015 | 2016 | % Change | Trending |
|----------|------|------|----------|----------|
| Civil    | 44   | 59   | 34.1%    | ▲        |
| Criminal | 140  | 276  | 97.1%    | ▲        |
| Other    | 76   | 164  | 115.8%   | ▲        |
| Total    | 260  | 499  | 91.9%    | ▲        |

|      | Jan | Feb | Mar | Apr | May | Jun | Jul | Aug | Sep | Oct | Nov | Dec | Thru Feb | % Change | Trending | Total |
|------|-----|-----|-----|-----|-----|-----|-----|-----|-----|-----|-----|-----|----------|----------|----------|-------|
| 2015 | 110 | 150 | 349 | 300 | 167 | 177 | 195 | 191 | 361 | 350 | 155 | 183 | 260      |          |          | 2,688 |
| 2016 | 265 | 234 | -   | -   | -   | -   | -   | -   | -   | -   | -   | -   | 499      | 91.9%    | ▲        | 499   |

|  |      | Jan | Feb | Mar | Apr | May | Jun | Jul | Aug | Sep | Oct | Nov | Dec | Thru Feb | % Change | Trending | Total |
|--|------|-----|-----|-----|-----|-----|-----|-----|-----|-----|-----|-----|-----|----------|----------|----------|-------|
| Administrative Law                       | 2015 | -   | 1   | -   | -   | -   | -   | -   | -   | 1   | -   | -   | -   | 1        |          |          | 2     |
| Contested Divorce                        | 2015 | 5   | 2   | 3   | 4   | 4   | 3   | 6   | 2   | 2   | 3   | 1   | 2   | 7        |          |          | 37    |
|  | 2016 | 1   | 5   | -   | -   | -   | -   | -   | -   | -   | -   | -   | -   | 6        | -14.3%   | ▼        | 6     |
| Domestic and Family - Level 1            | 2015 | 1   | 1   | 1   | 2   | -   | 6   | -   | -   | 3   | 1   | 1   | 4   | 2        |          |          | 20    |
|  | 2016 | 5   | -   | -   | -   | -   | -   | -   | -   | -   | -   | -   | -   | 5        | 150.0%   | ▲        | 5     |
| Domestic and Family - Level 2            | 2015 | -   | 2   | 3   | 2   | 1   | -   | 1   | 3   | 1   | 1   | -   | -   | 2        |          |          | 14    |
|  | 2016 | -   | 1   | -   | -   | -   | -   | -   | -   | -   | -   | -   | -   | 1        | -50.0%   | ▼        | 1     |
| General Civil - Level 1                  | 2015 | -   | -   | -   | -   | -   | 1   | 1   | -   | -   | 1   | 1   | -   | 0        |          |          | 4     |
|  | 2016 | -   | 1   | -   | -   | -   | -   | -   | -   | -   | -   | -   | -   | 1        | 0.0%     | ↔        | 1     |
| General Civil - Level 2                  | 2015 | -   | 2   | 3   | 4   | 5   | 3   | 6   | 1   | 3   | 1   | 3   | 1   | 2        |          |          | 32    |
|  | 2016 | 4   | 6   | -   | -   | -   | -   | -   | -   | -   | -   | -   | -   | 10       | 400.0%   | ▲        | 10    |
| General Civil - Level 3                  | 2015 | 3   | 3   | 1   | 2   | 7   | 4   | 4   | 4   | 2   | -   | 2   | 1   | 6        |          |          | 33    |
|  | 2016 | 6   | 5   | -   | -   | -   | -   | -   | -   | -   | -   | -   | -   | 11       | 83.3%    | ▲        | 11    |
| Miscellaneous                            | 2015 | 50  | 38  | 87  | 50  | 41  | 43  | 49  | 64  | 41  | 73  | 54  | 119 | 88       |          |          | 709   |
|  | 2016 | 92  | 80  | -   | -   | -   | -   | -   | -   | -   | -   | -   | -   | 172      | 95.5%    | ▲        | 172   |
| Misdemeanor                              | 2015 | 21  | 12  | 63  | 44  | 25  | 48  | 41  | 31  | 39  | 26  | 39  | 17  | 33       |          |          | 406   |
|  | 2016 | 43  | 52  | -   | -   | -   | -   | -   | -   | -   | -   | -   | -   | 95       | 187.9%   | ▲        | 95    |
| Non-Capital Felonies and Related Matters | 2015 | 23  | 83  | 170 | 166 | 70  | 52  | 74  | 69  | 254 | 215 | 40  | 18  | 106      |          |          | 1,234 |
|  | 2016 | 98  | 74  | -   | -   | -   | -   | -   | -   | -   | -   | -   | -   | 172      | 62.3%    | ▲        | 172   |
| Other                                    | 2015 | -   | -   | -   | 1   | -   | -   | -   | -   | -   | 1   | -   | -   | 0        |          |          | 2     |
| Other Criminally Related Matters         | 2015 | -   | 1   | 6   | 15  | 5   | 10  | 7   | 7   | 9   | 19  | 6   | 11  | 1        | 0.0%     | ↔        | 96    |
|  | 2016 | 6   | 3   | -   | -   | -   | -   | -   | -   | -   | -   | -   | -   | 9        | 800.0%   | ▲        | 9     |
| Probates/Wills and Trusts - Level 1      | 2015 | -   | 1   | -   | -   | -   | -   | -   | -   | -   | -   | -   | -   | 1        |          |          | 1     |
|  | 2016 | 1   | -   | -   | -   | -   | -   | -   | -   | -   | -   | -   | -   | 1        | 0.0%     | ↔        | 1     |
| Probates/Wills and Trusts - Level 2      | 2015 | 1   | -   | 2   | 1   | 1   | -   | 1   | 4   | -   | 2   | 2   | 1   | 1        |          |          | 15    |
|  | 2016 | 1   | 1   | -   | -   | -   | -   | -   | -   | -   | -   | -   | -   | 2        | 100.0%   | ▲        | 2     |
| Uncontested Divorce                      | 2015 | 6   | 4   | 10  | 9   | 8   | 7   | 5   | 6   | 6   | 7   | 6   | 9   | 10       |          |          | 83    |
|  | 2016 | 8   | 6   | -   | -   | -   | -   | -   | -   | -   | -   | -   | -   | 14       | 40.0%    | ▲        | 14    |



Court: Wise Circuit

Start/End Date: Jan-15 / Feb-16

2015 Average Month: 383

Jan-Feb 2015: 479

Filings Trending: ▲

Circuit/Court ID: 30

230195


Type of Case: Filings

2016 Average Month:383

Jan-Feb 2016 : 765

Overall AVG. Month: 383

Monthly Summary



Jan 15-Feb 16

Totals

|          | 2015  | 2016 |
|----------|-------|------|
| Civil    | 795   | 115  |
| Criminal | 2,892 | 463  |
| Other    | 913   | 187  |
| Total    | 4,600 | 765  |

Jan --- Feb Filings

479

765

2015

2016

Jan --- Feb Filings

|          | 2015 | 2016 | % Change | Trending |
|----------|------|------|----------|----------|
| Civil    | 128  | 115  | -10.2%   | ▼        |
| Criminal | 213  | 463  | 117.4%   | ▲        |
| Other    | 138  | 187  | 35.5%    | ▲        |
| Total    | 479  | 765  | 59.7%    | ▲        |

|      | Jan | Feb | Mar | Apr | May | Jun | Jul | Aug | Sep | Oct | Nov | Dec | Thru Feb | % Change | Trending | Total |
|------|-----|-----|-----|-----|-----|-----|-----|-----|-----|-----|-----|-----|----------|----------|----------|-------|
| 2015 | 262 | 217 | 485 | 372 | 213 | 540 | 638 | 366 | 294 | 276 | 340 | 597 | 479      |          |          | 4,600 |
| 2016 | 285 | 480 | -   | -   | -   | -   | -   | -   | -   | -   | -   | -   | 765      | 59.7%    | ▲        | 765   |

|  |      | Jan | Feb | Mar | Apr | May | Jun | Jul | Aug | Sep | Oct | Nov | Dec | Thru Feb | % Change | Trending | Total |
|--|------|-----|-----|-----|-----|-----|-----|-----|-----|-----|-----|-----|-----|----------|----------|----------|-------|
| Administrative Law                       | 2015 | -   | -   | 1   | -   | 1   | -   | -   | -   | 1   | -   | 2   | 2   | 0        |          |          | 7     |
|  | 2016 | 1   | -   | -   | -   | -   | -   | -   | -   | -   | -   | -   | -   | 1        | 0.0%     | ↔        | 1     |
| Capital Murder                           | 2015 | -   | -   | -   | -   | -   | -   | -   | 1   | 1   | -   | -   | -   | 0        |          |          | 2     |
|  | 2016 | 7   | 4   | 9   | 12  | 8   | 5   | 5   | 9   | 7   | 4   | 6   | 6   | 11       | 0.0%     | ↔        | 82    |
| Contested Divorce                        | 2015 | 6   | 6   | -   | -   | -   | -   | -   | -   | -   | -   | -   | -   | 12       | 9.1%     | ▲        | 12    |
|  | 2016 | 6   | 4   | 2   | 5   | 7   | 6   | 2   | 6   | 1   | 8   | 3   | 8   | 10       |          |          | 58    |
| Domestic and Family - Level 1            | 2015 | 4   | 1   | -   | -   | -   | -   | -   | -   | -   | -   | -   | -   | 5        | -50.0%   | ▼        | 5     |
|  | 2016 | 4   | 2   | 6   | 1   | 7   | 3   | 4   | 3   | 7   | 4   | 3   | 2   | 6        |          |          | 46    |
| Domestic and Family - Level 2            | 2015 | 2   | 3   | -   | -   | -   | -   | -   | -   | -   | -   | -   | -   | 5        | -16.7%   | ▼        | 5     |
|  | 2016 | 4   | -   | -   | -   | 2   | 1   | 1   | -   | 1   | 1   | 1   | 1   | 4        |          |          | 12    |
| General Civil - Level 1                  | 2015 | -   | 1   | -   | -   | -   | -   | -   | -   | -   | -   | -   | -   | 1        | -75.0%   | ▼        | 1     |
|  | 2016 | 13  | 3   | 13  | 6   | 11  | 11  | 17  | 9   | 16  | 12  | 8   | 10  | 16       |          |          | 129   |
| General Civil - Level 2                  | 2015 | 5   | 8   | -   | -   | -   | -   | -   | -   | -   | -   | -   | -   | 13       | -18.8%   | ▼        | 13    |
|  | 2016 | 2   | 5   | 4   | 1   | 3   | 4   | 6   | 4   | 5   | 3   | 6   | 8   | 7        |          |          | 51    |
| General Civil - Level 3                  | 2015 | 3   | 4   | -   | -   | -   | -   | -   | -   | -   | -   | -   | -   | 7        | 0.0%     | ↔        | 7     |
|  | 2016 | 91  | 70  | 132 | 101 | 53  | 82  | 45  | 92  | 79  | 92  | 82  | 135 | 161      |          |          | 1,054 |
| Miscellaneous                            | 2015 | 86  | 120 | -   | -   | -   | -   | -   | -   | -   | -   | -   | -   | 206      | 28.0%    | ▲        | 206   |
|  | 2016 | 48  | 30  | 81  | 71  | 36  | 138 | 66  | 79  | 52  | 38  | 73  | 145 | 78       |          |          | 857   |
| Misdemeanor                              | 2015 | 42  | 48  | -   | -   | -   | -   | -   | -   | -   | -   | -   | -   | 90       | 15.4%    | ▲        | 90    |
|  | 2016 | 57  | 56  | 213 | 146 | 57  | 245 | 453 | 125 | 97  | 92  | 130 | 264 | 113      |          |          | 1,935 |
| Non-Capital Felonies and Related Matters | 2015 | 101 | 250 | -   | -   | -   | -   | -   | -   | -   | -   | -   | -   | 351      | 210.6%   | ▲        | 351   |
|  | 2016 | 3   | 2   | -   | 3   | 3   | 4   | 3   | 10  | 2   | 4   | 1   | 1   | 5        |          |          | 36    |
| Other                                    | 2015 | 5   | 3   | -   | -   | -   | -   | -   | -   | -   | -   | -   | -   | 8        | 60.0%    | ▲        | 8     |
|  | 2016 | 4   | 18  | 6   | 10  | 9   | 16  | 9   | 10  | 11  | -   | 6   | 4   | 22       |          |          | 103   |
| Other Criminally Related Matters         | 2015 | 11  | 11  | -   | -   | -   | -   | -   | -   | -   | -   | -   | -   | 22       | 0.0%     | ↔        | 22    |
|  | 2016 | 1   | -   | -   | -   | -   | -   | -   | -   | -   | -   | -   | -   | 1        |          |          | 1     |
| Probates/Wills and Trusts - Le           | 2015 | 1   | 4   | 1   | 1   | -   | 3   | 2   | 2   | 2   | 1   | 1   | 3   | 5        |          |          | 21    |
|  | 2016 | 5   | 5   | -   | -   | -   | -   | -   | -   | -   | -   | -   | -   | 10       | 100.0%   | ▲        | 10    |
| Probates/Wills and Trusts - Level 2      | 2015 | 22  | 19  | 17  | 15  | 16  | 22  | 25  | 16  | 12  | 17  | 18  | 8   | 41       |          |          | 207   |
|  | 2016 | 13  | 20  | -   | -   | -   | -   | -   | -   | -   | -   | -   | -   | 33       | -19.5%   | ▼        | 33    |
| Uncontested Divorce                      |      |     |     |     |     |     |     |     |     |     |     |     |     |          |          |          |       |
|  |      |     |     |     |     |     |     |     |     |     |     |     |     |          |          |          |       |

Court: Prince William Circuit

Start/End Date: Jan-15 / Feb-16

2015 Average Month: 1,456

Jan-Feb 2015: 2,651

Filings Trending: ▲

Circuit/Court ID: 31

231153


Type of Case: Filings

2016 Average Month: 1,534

Jan-Feb 2016 : 3,068

Overall AVG. Month: 1,467

Monthly Summary



Jan 15-Feb 16

Totals

|          | 2015   | 2016  |
|----------|--------|-------|
| Civil    | 5,212  | 767   |
| Criminal | 5,521  | 865   |
| Other    | 6,736  | 1,436 |
| Total    | 17,469 | 3,068 |

Jan --- Feb Filings

2,651

2015

3,068

2016

Jan --- Feb Filings

|          | 2015  | 2016  | % Change | Trending |
|----------|-------|-------|----------|----------|
| Civil    | 823   | 767   | -6.8%    | ▼        |
| Criminal | 831   | 865   | 4.1%     | ▲        |
| Other    | 997   | 1,436 | 44.0%    | ▲        |
| Total    | 2,651 | 3,068 | 15.7%    | ▲        |

|      | Jan   | Feb   | Mar   | Apr   | May   | Jun   | Jul   | Aug   | Sep   | Oct   | Nov   | Dec   | Thru Feb | % Change | Trending | Total  |
|------|-------|-------|-------|-------|-------|-------|-------|-------|-------|-------|-------|-------|----------|----------|----------|--------|
| 2015 | 1,393 | 1,258 | 1,505 | 1,443 | 1,307 | 1,435 | 1,521 | 1,371 | 1,298 | 1,420 | 1,519 | 1,999 | 2,651    |          |          | 17,469 |
| 2016 | 1,411 | 1,657 | -     | -     | -     | -     | -     | -     | -     | -     | -     | -     | 3,068    | 15.7%    | ▲        | 3,068  |

|  |      | Jan | Feb | Mar | Apr | May | Jun | Jul | Aug | Sep | Oct | Nov | Dec   | Thru Feb | % Change | Trending | Total |
|--|------|-----|-----|-----|-----|-----|-----|-----|-----|-----|-----|-----|-------|----------|----------|----------|-------|
| Administrative Law                       | 2015 | 3   | 1   | 1   | -   | -   | -   | -   | -   | -   | -   | 2   | -     | 4        |          |          | 7     |
|  | 2016 | 3   | -   | -   | -   | -   | -   | -   | -   | -   | -   | -   | -     | 3        | -25.0%   | ▼        | 3     |
| Contested Divorce                        | 2015 | 31  | 45  | 38  | 38  | 42  | 29  | 36  | 42  | 22  | 32  | 36  | 29    | 76       |          |          | 420   |
|  | 2016 | 23  | 42  | -   | -   | -   | -   | -   | -   | -   | -   | -   | -     | 65       | -14.5%   | ▼        | 65    |
| Domestic and Family - Level 1            | 2015 | 13  | 23  | 15  | 28  | 20  | 17  | 19  | 16  | 15  | 20  | 26  | 22    | 36       |          |          | 234   |
|  | 2016 | 20  | 17  | -   | -   | -   | -   | -   | -   | -   | -   | -   | -     | 37       | 2.8%     | ▲        | 37    |
| Domestic and Family - Level 2            | 2015 | 44  | 29  | 28  | 12  | 7   | 15  | 9   | 42  | 14  | 28  | 10  | 13    | 73       |          |          | 251   |
|  | 2016 | 6   | 11  | -   | -   | -   | -   | -   | -   | -   | -   | -   | -     | 17       | -76.7%   | ▼        | 17    |
| General Civil - Level 1                  | 2015 | 5   | -   | -   | 4   | 8   | 2   | 1   | 3   | 3   | 2   | 2   | 1     | 5        |          |          | 31    |
|  | 2016 | 3   | 4   | -   | -   | -   | -   | -   | -   | -   | -   | -   | -     | 7        | 40.0%    | ▲        | 7     |
| General Civil - Level 2                  | 2015 | 72  | 65  | 70  | 97  | 73  | 91  | 90  | 63  | 63  | 64  | 49  | 69    | 137      |          |          | 866   |
|  | 2016 | 57  | 83  | -   | -   | -   | -   | -   | -   | -   | -   | -   | -     | 140      | 2.2%     | ▲        | 140   |
| General Civil - Level 3                  | 2015 | 21  | 30  | 34  | 28  | 27  | 28  | 34  | 26  | 41  | 28  | 27  | 34    | 51       |          |          | 358   |
|  | 2016 | 23  | 26  | -   | -   | -   | -   | -   | -   | -   | -   | -   | -     | 49       | -3.9%    | ▼        | 49    |
| Miscellaneous                            | 2015 | 576 | 528 | 658 | 625 | 475 | 551 | 616 | 573 | 574 | 583 | 651 | 1,176 | 1,104    |          |          | 7,586 |
|  | 2016 | 743 | 817 | -   | -   | -   | -   | -   | -   | -   | -   | -   | -     | 1,560    | 41.3%    | ▲        | 1,560 |
| Misdemeanor                              | 2015 | 109 | 83  | 98  | 67  | 106 | 92  | 141 | 131 | 114 | 126 | 152 | 127   | 192      |          |          | 1,346 |
|  | 2016 | 122 | 93  | -   | -   | -   | -   | -   | -   | -   | -   | -   | -     | 215      | 12.0%    | ▲        | 215   |
| Non-Capital Felonies and Related Matters | 2015 | 286 | 238 | 300 | 280 | 217 | 274 | 296 | 258 | 242 | 319 | 350 | 254   | 524      |          |          | 3,314 |
|  | 2016 | 196 | 295 | -   | -   | -   | -   | -   | -   | -   | -   | -   | -     | 491      | -6.3%    | ▼        | 491   |
| Other                                    | 2015 | 74  | 72  | 90  | 67  | 144 | 151 | 86  | 64  | 53  | 69  | 54  | 93    | 146      |          |          | 1,017 |
|  | 2016 | 72  | 103 | -   | -   | -   | -   | -   | -   | -   | -   | -   | -     | 175      | 19.9%    | ▲        | 175   |
| Other Criminally Related Matters         | 2015 | 81  | 38  | 53  | 64  | 93  | 78  | 93  | 55  | 72  | 57  | 79  | 105   | 119      |          |          | 868   |
|  | 2016 | 76  | 83  | -   | -   | -   | -   | -   | -   | -   | -   | -   | -     | 159      | 33.6%    | ▲        | 159   |
| Probates/Wills and Trusts - Le           | 2015 | 1   | 1   | 1   | 3   | 1   | -   | 1   | 1   | 2   | 1   | -   | 1     | 2        |          |          | 13    |
| Probates/Wills and Trusts - Level 2      | 2015 | 8   | 14  | 13  | 8   | 8   | 10  | 13  | 6   | 8   | 10  | 6   | 6     | 22       |          |          | 110   |
|  | 2016 | 7   | 8   | -   | -   | -   | -   | -   | -   | -   | -   | -   | -     | 15       | -31.8%   | ▼        | 15    |
| Protective Orders                        | 2015 | 1   | 4   | 3   | 1   | 1   | 3   | -   | 1   | 1   | 1   | 5   | 5     | 5        |          |          | 26    |
|  | 2016 | 1   | -   | -   | -   | -   | -   | -   | -   | -   | -   | -   | -     | 1        | -80.0%   | ▼        | 1     |
| Uncontested Divorce                      | 2015 | 68  | 87  | 103 | 121 | 85  | 94  | 86  | 90  | 74  | 80  | 70  | 64    | 155      |          |          | 1,022 |
|  | 2016 | 59  | 75  | -   | -   | -   | -   | -   | -   | -   | -   | -   | -     | 134      | -13.5%   | ▼        | 134   |