

Court: Chesapeake Circuit

Start/End Date: Jan-15 / Dec-16

2015 Average Month: 1,120

Jan-Dec 2015: 13,443

Filings Trending: ▲

Circuit/Court ID: 1 201550

Type of Case: Filings

2016 Average Month: 1,338

Jan-Dec 2016 : 16,060

Overall AVG. Month: 1,229

Monthly Summary

Jan 15-Dec 16

Totals

	2015	2016
Civil	3,297	3,362
Criminal	5,733	7,069
Other	4,413	5,629
Total	13,443	16,060

Jan --- Dec Filings

20152016

Jan --- Dec Filings

	2015	2016	% Change	Trending
Civil	3,297	3,362	2.0%	▲
Criminal	5,733	7,069	23.3%	▲
Other	4,413	5,629	27.6%	▲
Total	13,443	16,060	19.5%	▲

	Jan	Feb	Mar	Apr	May	Jun	Jul	Aug	Sep	Oct	Nov	Dec	Thru Dec	% Change	Trending	Total
2015	1,019	845	1,028	1,194	1,033	1,016	1,371	988	1,077	1,256	1,099	1,517	13,443			13,443
2016	1,273	1,445	1,573	1,497	1,213	1,254	1,383	1,360	1,184	1,339	1,390	1,149	16,060	19.5%	▲	16,060

		Jan	Feb	Mar	Apr	May	Jun	Jul	Aug	Sep	Oct	Nov	Dec	Thru Dec	% Change	Trending	Total
Administrative Law	2015	1	1	-	2	4	1	5	4	3	1	-	-	22			22
	2016	3	3	3	2	-	2	-	5	2	2	2	4	28	27.3%	▲	28
Capital Murder	2015	-	-	-	-	-	1	-	-	-	-	-	-	1			1
	2016	14	19	20	25	34	27	19	15	15	23	27	19	257			257
Contested Divorce	2015	27	37	35	36	29	23	18	31	30	21	26	18	331	28.8%	▲	331
	2016	27	37	35	36	29	23	18	31	30	21	26	18	331	28.8%	▲	331
Domestic and Family - Level 1	2015	10	16	13	33	10	19	21	17	18	15	23	18	213			213
	2016	7	13	11	7	4	10	7	12	4	4	4	9	92	-56.8%	▼	92
Domestic and Family - Level 2	2015	3	12	11	9	5	6	7	4	9	5	5	9	85			85
	2016	5	7	11	16	5	8	5	8	3	7	2	6	83	-2.4%	▼	83
General Civil - Level 1	2015	1	5	2	6	3	1	6	3	5	4	5	-	41			41
	2016	5	4	3	3	10	1	1	8	3	1	1	2	42	2.4%	▲	42
General Civil - Level 2	2015	31	55	32	64	31	39	67	39	37	51	37	31	514			514
	2016	49	45	34	25	52	26	32	51	36	34	34	36	454	-11.7%	▼	454
General Civil - Level 3	2015	3	12	16	26	14	15	28	3	11	29	12	21	190			190
	2016	20	6	14	14	26	13	11	35	18	27	16	31	231	21.6%	▲	231
Miscellaneous	2015	406	321	381	343	312	296	462	305	344	338	387	676	4,571			4,571
	2016	559	583	489	397	335	390	426	433	385	388	431	447	5,263	15.1%	▲	5,263
Misdemeanor	2015	100	82	104	135	124	105	131	122	114	122	123	154	1,416			1,416
	2016	83	142	142	146	107	129	118	140	114	132	138	113	1,504	6.2%	▲	1,504
Non-Capital Felonies and Related Matters	2015	315	183	258	408	347	334	331	287	306	393	257	297	3,716			3,716
	2016	292	358	554	529	385	437	491	370	369	503	512	276	5,076	36.6%	▲	5,076
Other	2015	62	35	72	56	50	58	148	87	90	168	109	123	1,058			1,058
	2016	121	129	139	209	132	105	156	159	134	102	116	104	1,606	51.8%	▲	1,606
Other Criminally Related Matters	2015	31	50	42	39	37	51	74	42	57	49	53	94	619			619
	2016	28	45	59	44	49	47	55	36	31	34	41	38	507	-18.1%	▼	507
Probates/Wills and Trusts - Level 1	2015	2	1	1	-	-	2	-	-	1	2	-	1	10			10
	2016	-	-	2	-	-	-	3	1	-	-	-	2	8	-20.0%	▼	8
Probates/Wills and Trusts - Level 2	2015	8	3	10	2	5	4	7	11	4	9	5	3	71			71
	2016	7	7	9	6	11	7	4	5	6	11	8	11	92	29.6%	▲	92
Uncontested Divorce	2015	32	50	66	46	57	57	65	49	63	47	56	71	659			659
	2016	67	66	68	63	68	56	56	66	49	73	59	52	743	12.7%	▲	743

Court: Accomack Circuit

Start/End Date: Jan-15 / Dec-16

2015 Average Month: 111

Jan-Dec 2015: 1,328

Filings Trending: ▲

Circuit/Court ID: 2 202001

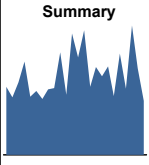
Type of Case: Filings

2016 Average Month:130

Jan-Dec 2016 : 1,562

Overall AVG. Month: 120

Monthly Summary




Jan 15-Dec 16

Totals

	2015	2016
Civil	396	361
Criminal	431	501
Other	501	700
Total	1,328	1,562

Jan --- Dec Filings



2015 2016

Jan --- Dec Filings

	2015	2016	% Change	Trending
Civil	396	361	-8.8%	▼
Criminal	431	501	16.2%	▲
Other	501	700	39.7%	▲
Total	1,328	1,562	17.6%	▲

	Jan	Feb	Mar	Apr	May	Jun	Jul	Aug	Sep	Oct	Nov	Dec	Thru Dec	% Change	Trending	Total
2015	102	86	109	140	87	96	84	98	100	154	90	182	1,328			1,328
2016	146	187	102	132	118	133	88	152	99	194	130	81	1,562	17.6%	▲	1,562

		Jan	Feb	Mar	Apr	May	Jun	Jul	Aug	Sep	Oct	Nov	Dec	Thru Dec	% Change	Trending	Total
Administrative Law	2015	-	-	-	-	-	-	-	-	-	2	2	-	4			4
	2016	-	2	-	1	-	1	1	1	-	-	-	-	6	50.0%	▲	6
Capital Murder	2015	-	1	-	-	-	-	-	-	-	-	-	-	1			1
	2016	-	1	-	-	-	-	-	-	-	-	-	-	1			1
Contested Divorce	2015	4	3	2	2	1	3	1	2	3	6	3	1	31			31
	2016	2	3	2	-	6	4	3	-	1	1	2	3	27	-12.9%	▼	27
Domestic and Family - Level 1	2015	-	2	-	2	2	-	2	-	1	4	2	-	15			15
	2016	-	2	-	2	2	-	2	-	1	4	2	-	15			15
Domestic and Family - Level 2	2015	2	-	-	-	-	2	4	1	-	-	-	-	9			9
	2016	-	-	-	2	-	1	-	2	-	-	-	-	5	-44.4%	▼	5
General Civil - Level 1	2015	3	2	-	1	1	-	1	-	-	-	-	-	8			8
	2016	1	1	-	-	-	-	1	1	1	-	1	-	6	-25.0%	▼	6
General Civil - Level 2	2015	14	2	2	7	10	10	3	15	7	5	6	2	83			83
	2016	5	2	3	7	4	5	3	16	7	12	6	5	75	-9.6%	▼	75
General Civil - Level 3	2015	9	3	3	4	7	5	2	4	7	3	2	1	50			50
	2016	1	1	1	-	3	1	4	6	3	5	3	4	32	-36.0%	▼	32
Miscellaneous	2015	44	26	64	47	44	27	39	29	45	68	55	100	588			588
	2016	101	105	75	58	56	44	37	53	47	85	88	48	797	35.5%	▲	797
Misdemeanor	2015	2	3	8	4	4	8	10	9	4	12	5	8	77			77
	2016	9	6	4	14	12	13	14	14	12	18	4	5	125	62.3%	▲	125
Non-Capital Felonies and Related Matters	2015	9	39	12	65	10	31	11	26	20	47	6	62	338			338
	2016	8	57	8	38	21	49	9	47	12	60	18	9	336	-0.6%	▼	336
Other	2015	1	1	1	1	1	2	2	3	2	2	2	3	21			21
	2016	6	2	1	1	4	1	2	3	3	4	1	6	34	61.9%	▲	34
Other Criminally Related Matters	2015	4	-	6	2	-	2	-	-	-	2	3	1	20			20
	2016	5	1	4	1	-	6	6	6	7	3	1	-	40	100.0%	▲	40
Probates/Wills and Trusts - Lev	2016	-	-	1	-	-	-	-	-	-	-	-	-	1			1
Probates/Wills and Trusts - Level 2	2015	-	-	1	-	-	-	-	3	-	-	-	-	4			4
	2016	-	1	1	-	1	-	1	-	-	2	1	-	7	75.0%	▲	7
Protective Orders	2015	-	-	-	-	-	-	1	-	-	-	-	-	1			1
Uncontested Divorce	2015	10	5	10	5	7	6	8	6	11	3	4	4	79			79
	2016	8	5	2	10	11	8	7	3	6	4	5	1	70	-11.4%	▼	70

Court: Northampton Circuit

Start/End Date: Jan-15 / Dec-16

2015 Average Month: 74

Jan-Dec 2015: 889

Filings Trending: ▲

Circuit/Court ID: 2 202131


Type of Case: Filings

2016 Average Month:90

Jan-Dec 2016 : 1,080

Overall AVG. Month: 82

Monthly Summary

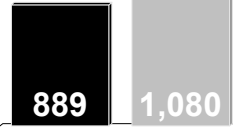


Jan 15-Dec 16

Totals

	2015	2016
Civil	173	125
Criminal	532	756
Other	184	199
Total	889	1,080

Jan --- Dec Filings



889 2015 1,080 2016

Jan --- Dec Filings

	2015	2016	% Change	Trending
Civil	173	125	-27.7%	▼
Criminal	532	756	42.1%	▲
Other	184	199	8.2%	▲
Total	889	1,080	21.5%	▲

	Jan	Feb	Mar	Apr	May	Jun	Jul	Aug	Sep	Oct	Nov	Dec	Thru Dec	% Change	Trending	Total
2015	55	46	70	46	58	83	82	75	60	123	108	83	889			889
2016	107	91	205	50	92	53	81	88	80	72	92	69	1,080	21.5%	▲	1,080

		Jan	Feb	Mar	Apr	May	Jun	Jul	Aug	Sep	Oct	Nov	Dec	Thru Dec	% Change	Trending	Total
Administrative Law	2015	-	-	-	-	1	-	-	-	-	-	-	-	1			1
	2016	-	-	-	-	-	-	-	1	-	-	-	-	1	0.0%	↔	1
Capital Murder	2015	-	-	-	-	-	-	-	-	-	-	2	-	2			2
	2016	-	-	-	-	-	-	-	-	-	-	-	-	-			-
Contested Divorce	2015	-	-	3	2	-	-	2	4	1	2	1	-	15			15
	2016	2	1	2	1	-	1	-	1	1	-	-	-	9	-40.0%	▼	9
Domestic and Family - Level 1	2015	-	-	-	1	3	-	2	-	-	-	3	1	10			10
	2016	-	-	-	-	-	-	-	-	-	-	-	-	-			-
Domestic and Family - Level 2	2015	-	1	1	-	-	1	-	-	-	-	-	-	3			3
	2016	-	-	-	-	1	-	-	-	1	-	-	1	3	0.0%	↔	3
General Civil - Level 1	2015	-	-	-	-	-	-	-	-	-	1	-	1	2			2
	2016	2	1	4	3	1	3	4	2	3	-	1	1	25			25
General Civil - Level 2	2015	-	1	1	-	4	-	5	2	5	-	1	4	23	-8.0%	▼	23
	2016	9	1	-	2	5	9	6	7	2	6	3	2	52			52
General Civil - Level 3	2015	9	1	-	2	5	9	6	7	2	6	3	2	52			52
	2016	2	4	1	5	3	1	5	1	2	2	2	3	31	-40.4%	▼	31
Miscellaneous	2015	13	20	20	8	14	12	16	20	16	23	30	29	221			221
	2016	24	29	28	15	15	10	11	13	18	23	26	17	229	3.6%	▲	229
Misdemeanor	2015	15	8	15	10	14	20	27	26	23	55	33	14	260			260
	2016	21	26	14	10	36	24	15	37	31	27	40	24	305	17.3%	▲	305
Non-Capital Felonies and Related Matters	2015	7	6	21	8	12	19	20	7	10	30	28	29	197			197
	2016	52	24	148	12	19	12	24	28	15	12	12	15	373	89.3%	▲	373
Other	2015	-	-	-	-	-	1	-	-	-	-	-	-	1			1
	2016	-	-	-	-	-	-	-	-	-	-	-	-	-			-
Other Criminally Related Matters	2015	7	6	4	6	7	17	3	8	4	5	7	1	75			75
	2016	3	3	6	5	11	4	18	4	5	5	9	3	76	1.3%	▲	76
Probates/Wills and Trusts - Lev	2015	-	-	-	-	-	-	-	-	-	-	-	1	1			1
	2016	1	2	1	3	1	-	-	-	-	-	-	1	9			9
Probates/Wills and Trusts - Level 2	2015	1	-	1	1	-	-	-	-	1	-	-	1	5	-44.4%	▼	5
	2016	1	1	1	3	-	2	2	1	1	1	2	4	19			19
Uncontested Divorce	2015	1	1	1	3	-	2	2	1	1	1	2	4	19			19
	2016	2	3	4	1	3	-	3	1	1	3	-	-	21	10.5%	▲	21

Court: Virginia Beach Circuit

Start/End Date: Jan-15 / Dec-16

2015 Average Month: 1,231

Jan-Dec 2015: 14,771

Filings Trending: ⇄

Circuit/Court ID: 2 202810

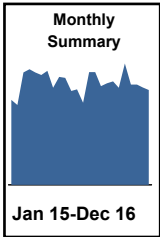
Type of Case: Filings

2016 Average Month: 1,224

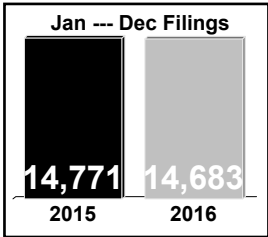
Jan-Dec 2016 : 14,683

Overall AVG. Month: 1,227

Virginia Beach - Back on CMS - October 2014



Totals		
	2015	2016
Civil	5,970	5,915
Criminal	8,253	7,867
Other	548	901
Total	14,771	14,683



Jan --- Dec Filings				
	2015	2016	% Change	Trending
Civil	5,970	5,915	-0.9%	▼
Criminal	8,253	7,867	-4.7%	▼
Other	548	901	64.4%	▲
Total	14,771	14,683	-0.6%	▼

	Jan	Feb	Mar	Apr	May	Jun	Jul	Aug	Sep	Oct	Nov	Dec	Thru Dec	% Change	Trending	Total
2015	1,018	959	1,349	1,387	1,349	1,321	1,368	1,166	1,298	1,283	1,127	1,146	14,771			14,771
2016	985	1,355	1,353	1,184	1,220	1,243	1,167	1,456	1,206	1,206	1,170	1,138	14,683	-0.6%	▼	14,683

		Jan	Feb	Mar	Apr	May	Jun	Jul	Aug	Sep	Oct	Nov	Dec	Thru Dec	% Change	Trending	Total
Administrative Law	2015	1	2	3	2	1	-	-	-	1	2	-	2	14			14
	2016	1	1	-	1	-	-	-	2	4	-	3	1	13	-7.1%	▼	13
Capital Murder	2015	-	1	-	-	2	-	-	-	1	-	-	2	6			6
	2016	-	-	-	-	-	-	-	-	-	-	-	-	-			-
Contested Divorce	2015	18	22	45	40	33	29	36	22	26	28	30	27	356			356
	2016	33	31	34	31	24	41	31	33	26	38	33	30	385	8.1%	▲	385
Domestic and Family - Level 1	2015	20	36	26	50	40	59	58	63	53	53	46	52	556			556
	2016	31	28	38	36	45	43	32	46	56	16	33	29	433	-22.1%	▼	433
Domestic and Family - Level 2	2015	5	15	16	10	8	19	8	10	14	15	10	18	148			148
	2016	10	12	18	16	10	17	12	12	14	7	15	9	152	2.7%	▲	152
General Civil - Level 1	2015	2	2	2	3	5	5	1	10	3	2	3	2	40			40
	2016	4	5	2	4	3	5	6	4	-	8	1	-	42	5.0%	▲	42
General Civil - Level 2	2015	63	52	86	60	59	66	69	60	80	88	70	49	802			802
	2016	57	54	79	56	89	66	53	77	71	67	64	65	798	-0.5%	▼	798
General Civil - Level 3	2015	23	18	41	85	76	102	90	111	68	96	94	60	864			864
	2016	101	95	81	82	72	90	85	115	89	68	71	80	1,029	19.1%	▲	1,029
Miscellaneous	2015	112	123	205	189	139	169	237	187	204	184	122	158	2,029			2,029
	2016	134	188	190	194	149	170	173	201	167	162	133	146	2,007	-1.1%	▼	2,007
Misdemeanor	2015	161	148	196	260	253	215	267	194	212	260	229	225	2,620			2,620
	2016	155	228	271	200	213	247	256	257	224	201	253	216	2,721	3.9%	▲	2,721
Non-Capital Felonies and Related Matters	2015	339	315	405	474	500	408	392	323	443	378	333	359	4,669			4,669
	2016	285	477	366	354	375	349	280	368	310	433	333	360	4,290	-8.1%	▼	4,290
Other	2015	57	55	69	56	62	57	49	52	61	45	55	52	670			670
	2016	58	75	85	56	101	65	63	103	93	80	80	86	945	41.0%	▲	945
Other Criminally Related Matters	2015	134	112	141	67	75	80	76	43	56	62	59	71	976			976
	2016	42	56	78	72	54	77	100	139	75	52	78	56	879	-9.9%	▼	879
Probates/Wills and Trusts - Level 1	2015	-	1	2	1	1	-	1	1	-	-	1	2	10			10
	2016	1	-	1	2	-	-	2	-	1	1	1	-	9	-10.0%	▼	9
Probates/Wills and Trusts - Level 2	2015	10	5	8	8	8	17	10	10	12	9	10	6	113			113
	2016	14	17	14	6	17	12	7	15	12	10	8	10	142	25.7%	▲	142
Protective Orders	2015	-	-	-	-	1	-	-	-	-	1	-	-	2			2
Uncontested Divorce	2015	73	52	104	82	86	95	74	80	64	60	65	61	896			896
	2016	59	88	96	74	68	61	67	84	64	63	64	50	838	-6.5%	▼	838

Court: Portsmouth Circuit

Start/End Date: Jan-15 / Dec-16

2015 Average Month: 800

Jan-Dec 2015: 9,604

Filings Trending: ▼

Circuit/Court ID: 3 203740

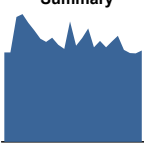
Type of Case: Filings

2016 Average Month:732

Jan-Dec 2016 : 8,787

Overall AVG. Month: 766

Monthly Summary




Jan 15-Dec 16

Totals

	2015	2016
Civil	3,746	2,820
Criminal	4,315	3,986
Other	1,543	1,981
Total	9,604	8,787

Jan --- Dec Filings



2015 2016

Jan --- Dec Filings

	2015	2016	% Change	Trending
Civil	3,746	2,820	-24.7%	▼
Criminal	4,315	3,986	-7.6%	▼
Other	1,543	1,981	28.4%	▲
Total	9,604	8,787	-8.5%	▼

	Jan	Feb	Mar	Apr	May	Jun	Jul	Aug	Sep	Oct	Nov	Dec	Thru Dec	% Change	Trending	Total
2015	671	670	937	960	895	837	774	750	781	728	698	903	9,604			9,604
2016	722	779	852	710	758	709	752	796	691	667	665	686	8,787	-8.5%	▼	8,787

		Jan	Feb	Mar	Apr	May	Jun	Jul	Aug	Sep	Oct	Nov	Dec	Thru Dec	% Change	Trending	Total
Administrative Law	2015	-	2	2	-	3	-	1	-	1	-	1	-	10			10
	2016	-	-	-	-	-	-	2	1	3	-	-	-	6	-40.0%	▼	6
Capital Murder	2015	-	-	-	-	-	-	-	-	-	-	-	1	1			1
	2016	-	-	-	-	-	-	-	-	-	-	-	-	-			-
Contested Divorce	2015	4	10	17	11	10	13	11	9	7	11	8	10	121			121
	2016	7	12	18	9	9	13	4	11	10	18	5	7	123	1.7%	▲	123
Domestic and Family - Level 1	2015	14	17	10	5	7	5	10	12	7	6	10	7	110			110
	2016	-	-	-	-	3	-	-	-	-	-	1	-	4	-96.4%	▼	4
Domestic and Family - Level 2	2015	3	2	7	-	5	7	6	4	5	4	3	2	48			48
	2016	3	-	6	2	2	1	2	5	4	1	-	-	26	-45.8%	▼	26
General Civil - Level 1	2015	1	1	2	2	-	1	-	1	4	-	1	2	15			15
	2016	2	2	2	1	-	2	3	2	2	2	-	2	20	33.3%	▲	20
General Civil - Level 2	2015	20	27	30	22	19	30	28	21	20	23	14	29	283			283
	2016	13	24	18	22	17	17	15	18	14	17	21	26	222	-21.6%	▼	222
General Civil - Level 3	2015	118	107	133	215	170	206	97	154	91	78	91	77	1,537			1,537
	2016	49	63	105	84	94	99	116	68	100	72	48	78	976	-36.5%	▼	976
Miscellaneous	2015	217	165	214	216	179	168	193	199	198	162	176	222	2,309			2,309
	2016	220	211	223	197	177	193	165	259	156	202	173	219	2,395	3.7%	▲	2,395
Misdemeanor	2015	65	97	161	121	167	86	127	92	97	98	105	124	1,340			1,340
	2016	86	96	106	63	94	75	95	103	90	65	75	74	1,022	-23.7%	▼	1,022
Non-Capital Felonies and Related Matters	2015	151	136	246	225	208	201	212	166	222	252	189	318	2,526			2,526
	2016	239	255	230	186	250	190	239	216	194	217	201	184	2,601	3.0%	▲	2,601
Other	2015	35	35	38	63	49	38	30	31	63	35	28	40	485			485
	2016	55	58	72	80	65	57	58	60	64	40	55	45	709	46.2%	▲	709
Other Criminally Related Matters	2015	15	44	48	42	43	51	27	34	44	29	39	51	467			467
	2016	30	33	38	36	21	25	33	25	32	13	59	31	376	-19.5%	▼	376
Probates/Wills and Trusts - Level 1	2015	-	-	-	-	-	-	-	-	-	-	1	-	1			1
	2016	-	-	-	-	-	-	-	-	-	-	1	-	1	0.0%	↔	1
Probates/Wills and Trusts - Level 2	2015	6	3	4	5	4	3	4	3	2	4	5	5	48			48
	2016	3	5	3	5	2	7	1	6	6	6	2	4	50	4.2%	▲	50
Protective Orders	2015	-	5	2	1	3	-	2	3	2	4	2	-	24			24
Uncontested Divorce	2015	22	19	23	32	28	28	26	21	18	22	25	16	280			280
	2016	15	20	31	25	24	30	19	22	16	14	24	15	255	-8.9%	▼	255

Court: Norfolk Circuit

Start/End Date: Jan-15 / Dec-16

2015 Average Month: 1,886

Jan-Dec 2015: 22,628

Filings Trending: ▲

Circuit/Court ID: 4 204710


Type of Case: Filings

2016 Average Month:2,005

Jan-Dec 2016 : 24,057

Overall AVG. Month: 1,945

Monthly Summary




Jan 15-Dec 16

Totals

	2015	2016
Civil	12,024	11,734
Criminal	7,368	7,925
Other	3,236	4,398
Total	22,628	24,057

Jan --- Dec Filings



20152016

Jan --- Dec Filings

	2015	2016	% Change	Trending
Civil	12,024	11,734	-2.4%	▼
Criminal	7,368	7,925	7.6%	▲
Other	3,236	4,398	35.9%	▲
Total	22,628	24,057	6.3%	▲

	Jan	Feb	Mar	Apr	May	Jun	Jul	Aug	Sep	Oct	Nov	Dec	Thru Dec	% Change	Trending	Total
2015	1,897	1,342	2,255	2,017	1,923	1,868	1,844	1,819	1,920	1,814	1,844	2,085	22,628			22,628
2016	1,852	2,166	2,329	1,982	2,116	1,955	2,023	2,069	1,780	1,869	2,063	1,853	24,057	6.3%	▲	24,057

		Jan	Feb	Mar	Apr	May	Jun	Jul	Aug	Sep	Oct	Nov	Dec	Thru Dec	% Change	Trending	Total
Administrative Law	2015	-	-	-	-	-	1	-	1	-	2	1	-	5			5
	2016	2	1	-	2	1	1	-	2	2	-	6	1	18	260.0%	▲	18
Capital Murder	2015	1	-	-	2	-	-	-	-	-	-	-	-	3			3
	2016	1	-	-	2	-	-	-	-	-	-	-	-	3			3
Contested Divorce	2015	73	84	113	119	100	89	100	101	75	101	83	86	1,124			1,124
	2016	94	115	116	127	126	112	103	107	105	99	96	95	1,295	15.2%	▲	1,295
Domestic and Family - Level 1	2015	17	21	20	13	17	23	38	17	15	24	19	23	247			247
	2016	-	1	-	4	-	2	2	1	-	-	1	1	12	-95.1%	▼	12
Domestic and Family - Level 2	2015	24	9	10	37	28	14	18	26	23	14	25	20	248			248
	2016	21	21	19	13	23	15	8	20	18	25	26	12	221	-10.9%	▼	221
General Civil - Level 1	2015	5	3	2	6	7	3	7	2	6	4	5	3	53			53
	2016	3	6	4	2	4	3	2	7	5	4	4	7	51	-3.8%	▼	51
General Civil - Level 2	2015	52	68	56	46	47	73	62	46	48	43	46	29	616			616
	2016	51	65	55	57	55	52	50	41	41	55	38	37	597	-3.1%	▼	597
General Civil - Level 3	2015	38	26	56	34	35	39	42	50	60	49	37	39	505			505
	2016	34	44	38	41	53	47	47	57	38	50	36	32	517	2.4%	▲	517
Miscellaneous	2015	831	439	955	692	708	632	545	749	670	638	752	894	8,505			8,505
	2016	663	733	880	635	752	626	704	806	542	661	825	708	8,535	0.4%	▲	8,535
Misdemeanor	2015	140	84	121	134	136	146	137	93	145	105	129	142	1,512			1,512
	2016	120	122	186	138	124	128	151	137	121	145	163	110	1,645	8.8%	▲	1,645
Non-Capital Felonies and Related Matters	2015	340	278	426	476	436	398	458	356	449	423	393	461	4,894			4,894
	2016	432	422	487	432	505	461	446	401	401	391	422	475	5,275	7.8%	▲	5,275
Other	2015	79	77	85	90	80	108	83	91	82	105	78	109	1,067			1,067
	2016	119	269	141	152	141	150	147	190	160	116	115	83	1,783	67.1%	▲	1,783
Other Criminally Related Matters	2015	93	57	71	107	78	100	95	81	103	84	61	87	1,017			1,017
	2016	75	88	98	92	90	117	97	66	99	70	93	79	1,064	4.6%	▲	1,064
Probates/Wills and Trusts - Level 1	2015	-	-	-	2	-	-	1	2	-	-	-	-	5			5
	2016	-	1	1	1	-	-	-	-	-	1	-	-	4	-20.0%	▼	4
Probates/Wills and Trusts - Level 2	2015	12	3	19	19	17	14	14	9	11	12	18	17	165			165
	2016	14	17	16	18	7	10	10	13	12	13	22	7	159	-3.6%	▼	159
Protective Orders	2015	-	1	3	-	3	3	2	1	-	-	2	3	18			18
	2016	193	192	318	242	231	225	242	194	233	210	195	172	2,647			2,647
Uncontested Divorce	2015	193	192	318	242	231	225	242	194	233	210	195	172	2,647			2,647
	2016	223	261	288	266	235	231	256	221	236	239	216	206	2,878	8.7%	▲	2,878

Court: Isle of Wight Circuit

Start/End Date: Jan-15 / Dec-16

2015 Average Month: 143

Jan-Dec 2015: 1,711

Filings Trending: ▲

Circuit/Court ID: 5 205093


Type of Case: Filings

2016 Average Month:163

Jan-Dec 2016 : 1,954

Overall AVG. Month: 153

Monthly Summary




Jan 15-Dec 16

Totals

	2015	2016
Civil	393	392
Criminal	521	716
Other	797	846
Total	1,711	1,954

Jan --- Dec Filings



2015 2016

Jan --- Dec Filings

	2015	2016	% Change	Trending
Civil	393	392	-	↔
Criminal	521	716	37.4%	▲
Other	797	846	6.1%	▲
Total	1,711	1,954	14.2%	▲

	Jan	Feb	Mar	Apr	May	Jun	Jul	Aug	Sep	Oct	Nov	Dec	Thru Dec	% Change	Trending	Total
2015	153	116	170	110	137	125	187	125	140	123	145	180	1,711			1,711
2016	238	198	164	170	107	162	151	127	161	130	175	171	1,954	14.2%	▲	1,954

		Jan	Feb	Mar	Apr	May	Jun	Jul	Aug	Sep	Oct	Nov	Dec	Thru Dec	% Change	Trending	Total
Administrative Law	2015	-	-	-	-	1	-	-	-	-	-	-	-	1			1
	2016	-	-	3	-	-	-	-	1	-	-	1	-	5	400.0%	▲	5
Contested Divorce	2015	-	2	2	2	3	7	2	1	2	4	2	3	30			30
	2016	3	3	7	3	2	4	3	2	1	2	2	2	34	13.3%	▲	34
Domestic and Family - Level 1	2015	4	-	-	1	3	6	3	3	3	5	1	2	31			31
	2016	-	-	2	2	-	1	-	1	1	1	-	1	9	-71.0%	▼	9
Domestic and Family - Level 2	2015	1	1	1	-	1	-	4	2	-	4	-	1	15			15
	2016	1	2	1	1	1	1	2	3	-	1	-	1	14	-6.7%	▼	14
General Civil - Level 1	2015	-	-	1	-	1	-	-	-	-	-	-	-	2			2
	2016	-	-	-	-	-	-	-	1	1	-	-	-	2	0.0%	↔	2
General Civil - Level 2	2015	7	3	2	2	6	5	5	12	1	3	9	5	60			60
	2016	5	4	3	2	6	3	2	9	1	10	5	7	57	-5.0%	▼	57
General Civil - Level 3	2015	2	6	2	3	3	2	2	3	2	5	2	2	34			34
	2016	2	2	2	2	4	-	2	3	2	2	1	3	25	-26.5%	▼	25
Miscellaneous	2015	64	62	78	59	57	50	67	72	52	67	67	133	828			828
	2016	115	117	95	58	48	65	70	54	47	68	81	80	898	8.5%	▲	898
Misdemeanor	2015	2	3	15	7	3	4	9	4	13	8	3	2	73			73
	2016	4	7	9	5	6	9	6	5	7	5	10	6	79	8.2%	▲	79
Non-Capital Felonies and Related Matters	2015	54	19	44	8	30	30	78	7	36	12	43	20	381			381
	2016	89	28	18	81	17	59	48	18	76	18	53	62	567	48.8%	▲	567
Other	2015	3	10	6	17	12	5	4	9	6	3	7	4	86			86
	2016	11	6	13	5	7	6	9	13	7	6	10	-	93	8.1%	▲	93
Other Criminally Related Matters	2015	6	3	10	-	5	7	4	3	17	5	2	5	67			67
	2016	2	17	5	3	9	4	3	4	9	10	2	4	72	7.5%	▲	72
Probates/Wills and Trusts - Level 2	2015	1	2	3	1	-	-	2	-	-	2	-	-	11			11
	2016	-	3	-	1	1	2	-	2	1	1	3	-	14	27.3%	▲	14
Uncontested Divorce	2015	9	5	6	10	12	9	7	9	8	5	9	3	92			92
	2016	6	9	6	7	6	8	6	11	8	6	7	5	85	-7.6%	▼	85

Court: Southampton Circuit

Start/End Date: Jan-15 / Dec-16

2015 Average Month: 128

Jan-Dec 2015: 1,540

Filings Trending: ▲

Circuit/Court ID: 5 205175


Type of Case: Filings

2016 Average Month:166

Jan-Dec 2016 : 1,994

Overall AVG. Month: 147

Monthly Summary




Jan 15-Dec 16

Totals

	2015	2016
Civil	369	375
Criminal	819	1,052
Other	352	567
Total	1,540	1,994

Jan --- Dec Filings



2015 2016

Jan --- Dec Filings

	2015	2016	% Change	Trending
Civil	369	375	1.6%	▲
Criminal	819	1,052	28.4%	▲
Other	352	567	61.1%	▲
Total	1,540	1,994	29.5%	▲

	Jan	Feb	Mar	Apr	May	Jun	Jul	Aug	Sep	Oct	Nov	Dec	Thru Dec	% Change	Trending	Total
2015	116	101	163	131	109	105	180	107	170	94	137	127	1,540			1,540
2016	204	211	232	158	156	136	145	146	159	162	179	106	1,994	29.5%	▲	1,994

		Jan	Feb	Mar	Apr	May	Jun	Jul	Aug	Sep	Oct	Nov	Dec	Thru Dec	% Change	Trending	Total
Administrative Law	2015	1	-	-	-	-	-	-	2	-	-	2	1	6			6
	2016	-	1	-	-	-	1	-	-	-	-	-	-	2	-66.7%	▼	2
Capital Murder	2015	-	-	-	-	-	-	-	-	-	-	1	-	1			1
	2016	2	9	7	1	3	4	3	1	-	-	-	3	33			33
Contested Divorce	2015	1	6	7	3	2	3	2	2	3	2	3	1	35	6.1%	▲	35
	2016	1	6	7	3	2	3	2	2	3	2	3	1	35	6.1%	▲	35
Domestic and Family - Level 1	2015	1	2	3	-	2	1	4	1	1	-	1	2	18			18
	2016	-	-	-	1	-	-	1	-	1	-	3	-	6			6
Domestic and Family - Level 2	2015	-	-	-	-	-	-	-	-	-	-	-	-	16	166.7%	▲	16
	2016	-	16	-	-	-	-	-	-	-	-	-	-	16	166.7%	▲	16
General Civil - Level 1	2015	-	-	-	1	-	-	-	1	-	-	-	-	2			2
	2016	-	-	-	-	-	-	-	-	1	-	-	-	1	-50.0%	▼	1
General Civil - Level 2	2015	6	4	5	5	6	4	1	1	3	9	3	3	50			50
	2016	3	8	7	2	4	6	6	5	2	7	2	4	56	12.0%	▲	56
General Civil - Level 3	2015	2	1	2	4	2	2	6	3	4	1	1	2	30			30
	2016	3	10	3	2	2	1	3	7	1	-	3	1	36	20.0%	▲	36
Miscellaneous	2015	26	46	47	37	22	24	46	45	39	35	28	68	463			463
	2016	76	78	67	57	34	36	55	55	44	44	44	38	628	35.6%	▲	628
Misdemeanor	2015	14	16	11	7	11	11	17	6	15	8	21	12	149			149
	2016	22	11	21	11	37	14	10	8	12	7	8	11	172	15.4%	▲	172
Non-Capital Felonies and Related Matters	2015	43	13	56	61	38	49	64	36	81	29	62	27	559			559
	2016	70	62	105	64	57	48	50	56	69	88	101	34	804	43.8%	▲	804
Other	2015	1	1	2	-	-	-	4	2	2	-	-	-	12			12
	2016	13	8	3	8	6	13	5	5	10	5	7	7	90	650.0%	▲	90
Other Criminally Related Matters	2015	15	-	20	2	16	4	23	-	20	7	8	4	119			119
	2016	9	8	13	3	9	7	6	4	10	1	8	8	86	-27.7%	▼	86
Probates/Wills and Trusts - Level 2	2015	-	-	-	3	-	2	2	-	1	2	-	-	10			10
	2016	-	-	-	-	-	-	-	1	-	-	1	-	2	-80.0%	▼	2
Protective Orders	2015	1	-	1	-	-	-	-	-	-	-	-	1	3			3
Uncontested Divorce	2015	4	9	9	9	9	4	9	9	3	3	7	4	79			79
	2016	7	3	6	8	5	7	8	3	7	8	2	2	66	-16.5%	▼	66

Court: Suffolk Circuit

Start/End Date: Jan-15 / Dec-16

2015 Average Month: 476

Jan-Dec 2015: 5,706

Filings Trending: ⇄

Circuit/Court ID: 5 205800


Type of Case: Filings

2016 Average Month:473

Jan-Dec 2016 : 5,670

Overall AVG. Month: 474

Monthly Summary



Jan 15-Dec 16

Totals

	2015	2016
Civil	1,135	1,084
Criminal	3,090	2,960
Other	1,481	1,626
Total	5,706	5,670

Jan --- Dec Filings

5,706

2015

5,670

2016

Jan --- Dec Filings

	2015	2016	% Change	Trending
Civil	1,135	1,084	-4.5%	▼
Criminal	3,090	2,960	-4.2%	▼
Other	1,481	1,626	9.8%	▲
Total	5,706	5,670	-0.6%	▼

	Jan	Feb	Mar	Apr	May	Jun	Jul	Aug	Sep	Oct	Nov	Dec	Thru Dec	% Change	Trending	Total
2015	566	455	583	401	403	528	413	452	394	487	573	451	5,706			5,706
2016	502	506	563	485	473	537	464	416	432	350	496	446	5,670	-0.6%	▼	5,670

		Jan	Feb	Mar	Apr	May	Jun	Jul	Aug	Sep	Oct	Nov	Dec	Thru Dec	% Change	Trending	Total
Administrative Law	2015	1	-	-	1	-	-	-	-	-	-	-	-	2			2
	2016	1	-	-	1	-	-	-	1	2	-	-	-	5	150.0%	▲	5
Capital Murder	2015	-	-	4	-	1	-	-	-	-	-	-	-	5			5
	2016	-	-	4	-	1	-	-	-	-	-	-	-	5			5
Contested Divorce	2015	8	5	14	8	11	9	9	10	8	7	10	10	109			109
	2016	4	6	10	7	4	6	8	7	4	5	12	5	78	-28.4%	▼	78
Domestic and Family - Level 1	2015	6	2	1	9	3	6	6	3	3	12	1	1	53			53
	2016	-	7	1	2	2	5	4	3	-	2	1	3	30	-43.4%	▼	30
Domestic and Family - Level 2	2015	4	3	4	10	6	11	7	11	6	7	8	7	84			84
	2016	8	3	6	6	8	10	7	8	7	6	6	7	82	-2.4%	▼	82
General Civil - Level 1	2015	2	-	-	3	-	1	-	1	1	-	1	-	9			9
	2016	-	-	1	-	-	2	-	1	1	1	-	1	7	-22.2%	▼	7
General Civil - Level 2	2015	15	15	23	18	16	16	15	13	8	17	12	6	174			174
	2016	13	17	14	13	20	21	16	19	10	17	13	8	181	4.0%	▲	181
General Civil - Level 3	2015	1	6	5	2	6	12	14	10	16	9	13	9	103			103
	2016	7	3	6	5	6	14	12	9	12	5	9	15	103	0.0%	⇄	103
Miscellaneous	2015	160	130	177	139	120	145	163	113	124	142	143	251	1,807			1,807
	2016	201	186	194	138	144	162	161	155	136	142	149	181	1,949	7.9%	▲	1,949
Misdemeanor	2015	86	67	39	38	58	83	42	67	55	64	100	32	731			731
	2016	85	69	95	72	54	52	58	53	48	45	57	45	733	0.3%	▲	733
Non-Capital Felonies and Related Matters	2015	241	192	278	124	151	210	129	196	140	201	259	107	2,228			2,228
	2016	163	186	195	212	205	235	175	132	184	91	213	156	2,147	-3.6%	▼	2,147
Other	2015	-	2	3	1	1	2	-	-	4	1	1	1	16			16
	2016	1	-	1	2	1	1	1	1	4	1	2	1	16	0.0%	⇄	16
Other Criminally Related Matters	2015	15	16	13	18	13	11	6	11	10	8	6	9	136			136
	2016	3	3	7	10	7	8	9	6	4	10	12	3	82	-39.7%	▼	82
Probates/Wills and Trusts - Level 1	2015	-	-	-	-	2	-	-	1	-	1	-	1	5			5
	2016	1	-	-	-	-	-	-	-	-	-	-	1	2	-60.0%	▼	2
Probates/Wills and Trusts - Level 2	2015	2	-	1	1	2	2	3	1	3	-	1	3	19			19
	2016	1	4	1	2	2	5	-	1	-	3	2	4	25	31.6%	▲	25
Uncontested Divorce	2015	25	17	25	29	14	20	19	15	16	18	18	14	230			230
	2016	14	22	28	15	19	16	13	20	20	22	20	16	225	-2.2%	▼	225

Court: Brunswick Circuit

Start/End Date: Jan-15 / Dec-16

2015 Average Month: 89

Jan-Dec 2015: 1,072

Filings Trending: ▲

Circuit/Court ID: 6 206025

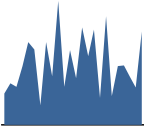
Type of Case: Filings

2016 Average Month:96

Jan-Dec 2016 : 1,153

Overall AVG. Month: 93

Monthly Summary




Jan 15-Dec 16

Totals

	2015	2016
Civil	136	133
Criminal	727	778
Other	209	242
Total	1,072	1,153

Jan --- Dec Filings



2015 2016

Jan --- Dec Filings

	2015	2016	% Change	Trending
Civil	136	133	-2.2%	▼
Criminal	727	778	7.0%	▲
Other	209	242	15.8%	▲
Total	1,072	1,153	7.6%	▲

	Jan	Feb	Mar	Apr	May	Jun	Jul	Aug	Sep	Oct	Nov	Dec	Thru Dec	% Change	Trending	Total
2015	47	62	57	88	124	113	29	124	73	186	57	112	1,072			1,072
2016	70	146	103	143	40	163	43	88	89	72	56	140	1,153	7.6%	▲	1,153

		Jan	Feb	Mar	Apr	May	Jun	Jul	Aug	Sep	Oct	Nov	Dec	Thru Dec	% Change	Trending	Total
Contested Divorce	2015	-	-	1	-	1	-	2	2	1	2	-	1	10			10
	2016	1	-	1	1	1	2	1	1	-	2	-	-	10	0.0%	↔	10
Domestic and Family - Level 1	2015	-	-	-	3	-	2	-	-	-	4	1	-	10			10
Domestic and Family - Level 2	2015	-	-	-	-	1	-	-	-	-	-	-	-	1			1
	2016	-	-	1	-	-	-	-	-	-	-	-	1	2	100.0%	▲	2
General Civil - Level 1	2016	-	-	-	-	-	-	1	-	-	-	-	-	1			1
General Civil - Level 2	2015	1	-	1	1	1	4	1	1	2	2	1	-	15			15
	2016	2	1	2	1	-	-	2	2	1	-	2	4	17	13.3%	▲	17
General Civil - Level 3	2015	1	-	2	1	1	2	-	1	1	1	-	1	11			11
	2016	1	1	-	1	2	-	-	-	3	1	-	-	9	-18.2%	▼	9
Miscellaneous	2015	25	14	17	17	22	20	12	18	30	21	31	39	266			266
	2016	34	37	37	24	20	25	19	24	18	18	23	19	298	12.0%	▲	298
Misdemeanor	2015	5	21	9	18	34	22	-	41	15	89	14	28	296			296
	2016	16	54	8	34	7	82	2	26	17	19	13	29	307	3.7%	▲	307
Non-Capital Felonies and Related Matters	2015	12	23	24	33	62	51	11	54	12	60	10	31	383			383
	2016	13	40	45	75	3	49	8	28	37	29	12	82	421	9.9%	▲	421
Other	2016	-	-	-	-	1	-	6	-	-	-	-	-	7			7
Other Criminally Related Matters	2015	1	4	-	14	-	6	-	4	4	6	-	10	49			49
	2016	2	11	-	7	4	3	-	6	11	2	1	4	51	4.1%	▲	51
Probates/Wills and Trusts - Level 2	2015	-	-	-	-	-	1	1	-	1	-	-	-	3			3
	2016	-	-	-	-	-	1	-	-	-	-	1	-	2	-33.3%	▼	2
Protective Orders	2015	1	-	-	-	-	1	-	-	3	-	-	-	5			5
Uncontested Divorce	2015	1	-	3	1	2	4	2	3	4	1	-	2	23			23
	2016	1	2	9	-	2	1	4	1	2	1	4	1	28	21.7%	▲	28

Court: Greenville Circuit

Start/End Date: Jan-15 / Dec-16

2015 Average Month: 68

Jan-Dec 2015: 811

Filings Trending: ▼

Circuit/Court ID: 6 206081

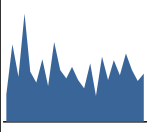
Type of Case: Filings

2016 Average Month:58

Jan-Dec 2016 : 700

Overall AVG. Month: 63

Monthly Summary




Jan 15-Dec 16

Totals

	2015	2016
Civil	239	238
Criminal	572	462
Total	811	700

Jan --- Dec Filings



811 2015 700 2016

Jan --- Dec Filings

	2015	2016	% Change	Trending
Civil	239	238	-	↔
Criminal	572	462	-19.2%	▼
Total	811	700	-13.7%	▼

	Jan	Feb	Mar	Apr	May	Jun	Jul	Aug	Sep	Oct	Nov	Dec	Thru Dec	% Change	Trending	Total
2015	33	93	54	130	60	47	75	43	96	62	52	66	811			811
2016	50	40	70	31	78	50	74	56	82	62	49	58	700	-13.7%	▼	700

		Jan	Feb	Mar	Apr	May	Jun	Jul	Aug	Sep	Oct	Nov	Dec	Thru Dec	% Change	Trending	Total
Capital Murder	2016	-	-	-	-	1	-	-	-	-	-	-	-	1			1
Contested Divorce	2015	-	1	2	-	-	1	1	3	2	1	-	-	11			11
	2016	3	3	-	-	2	1	2	3	1	3	1	1	20	81.8%	▲	20
Domestic and Family - Level 1	2015	-	-	3	4	-	2	-	1	1	8	-	-	19			19
	2016	3	-	2	1	2	4	-	4	-	-	2	-	18	-5.3%	▼	18
Domestic and Family - Level 2	2015	1	-	-	-	-	-	-	1	-	-	1	-	3			3
	2016	-	-	4	-	-	-	-	3	-	-	-	-	7	133.3%	▲	7
General Civil - Level 1	2015	-	-	1	2	-	-	-	-	1	-	-	1	5			5
	2016	-	2	-	-	1	2	1	-	-	-	-	-	6	20.0%	▲	6
General Civil - Level 2	2015	9	9	4	2	5	4	11	2	5	1	5	8	65			65
	2016	2	6	4	1	4	5	6	5	4	2	5	5	49	-24.6%	▼	49
General Civil - Level 3	2015	2	2	-	1	5	2	-	1	9	-	4	2	28			28
	2016	5	2	5	2	3	4	2	-	-	2	4	4	33	17.9%	▲	33
Miscellaneous	2015	5	5	4	11	5	6	7	4	5	2	5	5	64			64
	2016	6	4	5	6	5	8	5	4	5	4	2	4	58	-9.4%	▼	58
Misdemeanor	2015	2	5	7	21	6	6	13	4	31	6	6	11	118			118
	2016	6	6	12	7	6	9	13	12	22	7	10	15	125	5.9%	▲	125
Non-Capital Felonies and Related Matters	2015	12	54	22	81	30	19	38	21	33	40	23	38	411			411
	2016	23	11	31	10	52	13	30	15	45	40	19	19	308	-25.1%	▼	308
Other	2015	-	-	-	-	-	-	-	1	-	-	-	-	1			1
	2016	-	-	-	-	-	-	1	1	-	-	-	1	3	200.0%	▲	3
Other Criminally Related Matters	2015	1	10	5	4	2	3	3	2	8	2	5	1	46			46
	2016	-	4	1	-	2	2	7	6	1	1	2	3	29	-37.0%	▼	29
Probates/Wills and Trusts - Lev	2015	-	-	-	1	-	-	-	-	-	-	-	-	1			1
Probates/Wills and Trusts - Level 2	2015	-	-	-	-	-	1	-	-	-	-	1	-	2			2
	2016	-	-	-	-	-	1	-	-	3	-	1	2	7	250.0%	▲	7
Uncontested Divorce	2015	1	7	6	3	7	3	2	3	1	2	2	-	37			37
	2016	2	2	6	4	-	1	7	3	1	3	3	4	36	-2.7%	▼	36

Court: Prince George Circuit

Start/End Date: Jan-15 / Dec-16

2015 Average Month: 146

Jan-Dec 2015: 1,748

Filings Trending: ▲

Circuit/Court ID: 6 206149


Type of Case: Filings

2016 Average Month:162

Jan-Dec 2016 : 1,943

Overall AVG. Month: 154

Monthly Summary



Jan 15-Dec 16

Totals

	2015	2016
Civil	397	298
Criminal	585	798
Other	766	847
Total	1,748	1,943

Jan --- Dec Filings

1,748

1,943

2015

2016

Jan --- Dec Filings

	2015	2016	% Change	Trending
Civil	397	298	-24.9%	▼
Criminal	585	798	36.4%	▲
Other	766	847	10.6%	▲
Total	1,748	1,943	11.2%	▲

	Jan	Feb	Mar	Apr	May	Jun	Jul	Aug	Sep	Oct	Nov	Dec	Thru Dec	% Change	Trending	Total
2015	160	129	194	140	116	110	167	113	125	127	142	225	1,748			1,748
2016	172	191	227	131	164	153	141	114	174	138	190	148	1,943	11.2%	▲	1,943

		Jan	Feb	Mar	Apr	May	Jun	Jul	Aug	Sep	Oct	Nov	Dec	Thru Dec	% Change	Trending	Total
Capital Murder	2016	-	-	1	-	-	-	-	-	-	-	-	-	1			1
Contested Divorce	2015	9	2	3	2	4	3	1	3	3	5	1	6	42			42
	2016	5	7	7	2	4	1	1	4	4	3	4	2	44	4.8%	▲	44
Domestic and Family - Level 1	2015	-	2	1	5	1	5	-	5	4	6	-	1	30			30
	2016	-	-	-	-	-	-	1	-	-	-	-	1	2	-93.3%	▼	2
Domestic and Family - Level 2	2015	-	-	2	1	1	-	-	-	-	1	1	-	6			6
	2016	-	-	3	1	-	-	1	2	-	-	-	-	7	16.7%	▲	7
General Civil - Level 1	2015	1	-	-	1	1	-	-	1	-	-	-	-	4			4
General Civil - Level 2	2015	2	2	2	9	7	7	3	2	3	6	3	4	50			50
	2016	2	4	3	4	-	4	3	3	5	3	4	3	38	-24.0%	▼	38
General Civil - Level 3	2015	1	2	1	1	5	2	1	-	3	-	-	2	18			18
	2016	-	1	2	-	1	2	1	1	2	-	-	3	13	-27.8%	▼	13
Miscellaneous	2015	76	68	88	68	47	65	74	71	53	56	75	131	872			872
	2016	87	117	137	81	53	81	67	64	59	61	64	67	938	7.6%	▲	938
Misdemeanor	2015	20	1	32	8	10	6	21	8	8	9	10	11	144			144
	2016	9	11	16	8	19	14	14	6	16	14	49	27	203	41.0%	▲	203
Non-Capital Felonies and Related Matters	2015	40	44	43	33	27	7	49	10	42	30	37	56	418			418
	2016	63	37	49	20	69	38	38	28	79	40	64	40	565	35.2%	▲	565
Other	2015	-	-	-	1	1	-	-	-	-	-	3	-	5			5
	2016	1	2	-	-	1	-	-	-	1	-	1	-	6	20.0%	▲	6
Other Criminally Related Matters	2015	-	1	3	-	3	1	3	2	1	5	3	6	28			28
	2016	-	4	2	5	2	1	3	2	1	6	1	3	30	7.1%	▲	30
Probates/Wills and Trusts - Lev	2016	-	-	-	-	-	-	-	-	-	1	-	-	1			1
Probates/Wills and Trusts - Level 2	2015	-	1	-	2	-	3	-	1	1	-	-	1	9			9
	2016	-	1	-	1	-	1	4	-	-	-	-	-	7	-22.2%	▼	7
Uncontested Divorce	2015	11	6	19	9	9	11	15	10	7	9	9	7	122			122
	2016	5	7	7	9	15	11	8	4	7	10	3	2	88	-27.9%	▼	88

Court: Surry Circuit

Start/End Date: Jan-15 / Dec-16

2015 Average Month: 23

Jan-Dec 2015: 271

Filings Trending: ▲

Circuit/Court ID: 6 206181


Type of Case: Filings

2016 Average Month:25

Jan-Dec 2016 : 299

Overall AVG. Month: 24

Monthly Summary

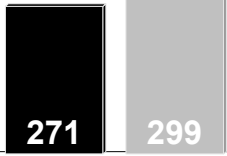


Jan 15-Dec 16

Totals

	2015	2016
Civil	80	75
Criminal	43	65
Other	148	159
Total	271	299

Jan --- Dec Filings



271 299

2015 2016

Jan --- Dec Filings

	2015	2016	% Change	Trending
Civil	80	75	-6.3%	▼
Criminal	43	65	51.2%	▲
Other	148	159	7.4%	▲
Total	271	299	10.3%	▲

	Jan	Feb	Mar	Apr	May	Jun	Jul	Aug	Sep	Oct	Nov	Dec	Thru Dec	% Change	Trending	Total
2015	30	15	41	19	18	16	19	19	17	13	26	38	271			271
2016	21	22	31	15	16	20	31	23	30	24	34	32	299	10.3%	▲	299

		Jan	Feb	Mar	Apr	May	Jun	Jul	Aug	Sep	Oct	Nov	Dec	Thru Dec	% Change	Trending	Total
Contested Divorce	2015	-	-	1	-	1	-	-	1	-	-	1	-	4			4
	2016	3	-	1	1	-	1	-	-	-	4	-	1	11	175.0%	▲	11
Domestic and Family - Level 2	2015	-	-	-	1	-	-	-	-	-	-	-	-	1			1
	2016	-	-	-	-	1	-	-	-	1	-	1	-	3	200.0%	▲	3
General Civil - Level 1	2015	1	-	-	-	-	-	-	-	-	-	-	-	1			1
	2016	-	-	-	1	-	-	-	-	-	-	-	-	1	0.0%	↔	1
General Civil - Level 2	2015	1	2	-	2	2	3	-	-	1	2	-	1	14			14
	2016	-	-	1	1	1	1	2	1	-	-	2	-	9	-35.7%	▼	9
General Civil - Level 3	2015	4	1	8	1	1	-	1	2	-	1	-	-	19			19
	2016	-	1	2	3	2	1	1	1	1	-	-	-	12	-36.8%	▼	12
Miscellaneous	2015	17	12	26	8	8	10	16	13	9	7	21	23	170			170
	2016	14	20	10	6	5	14	20	19	9	16	22	26	181	6.5%	▲	181
Misdemeanor	2015	1	-	-	2	2	1	-	-	-	3	1	3	15			15
	2016	-	-	1	1	-	1	-	-	6	-	-	-	9	-40.0%	▼	9
Non-Capital Felonies and Related Matters	2015	2	-	3	4	1	-	-	1	2	-	1	8	22			22
	2016	2	-	16	1	7	-	7	1	11	1	3	4	53	140.9%	▲	53
Other	2015	2	-	-	-	-	-	-	-	-	-	-	-	2			2
Other Criminally Related Matters	2015	1	-	-	1	1	-	-	-	-	-	-	3	6			6
	2016	1	-	-	-	-	-	-	-	1	-	1	-	3	-50.0%	▼	3
Probates/Wills and Trusts - Level 2	2015	-	-	-	-	1	1	-	-	-	-	-	-	2			2
	2016	-	1	-	-	-	-	-	-	-	-	-	-	1	-50.0%	▼	1
Uncontested Divorce	2015	1	-	3	-	1	1	2	2	3	-	2	-	15			15
	2016	1	-	-	1	-	2	1	1	1	3	5	1	16	6.7%	▲	16

Court: Sussex Circuit

Start/End Date: Jan-15 / Dec-16

2015 Average Month: 49

Jan-Dec 2015: 590

Filings Trending: ↔

Circuit/Court ID: 6 206183


Type of Case: Filings

2016 Average Month:49

Jan-Dec 2016 : 584

Overall AVG. Month: 49

Monthly Summary



Jan 15-Dec 16

Totals

	2015	2016
Civil	129	116
Criminal	315	322
Other	146	146
Total	590	584

Jan --- Dec Filings

590

2015

584

2016

Jan --- Dec Filings

	2015	2016	% Change	Trending
Civil	129	116	-10.1%	▼
Criminal	315	322	2.2%	▲
Other	146	146	-	↔
Total	590	584	-1.0%	▼

	Jan	Feb	Mar	Apr	May	Jun	Jul	Aug	Sep	Oct	Nov	Dec	Thru Dec	% Change	Trending	Total
2015	52	38	69	54	36	43	37	44	52	50	66	49	590			590
2016	38	68	69	35	54	34	29	54	62	62	25	54	584	-1.0%	▼	584

		Jan	Feb	Mar	Apr	May	Jun	Jul	Aug	Sep	Oct	Nov	Dec	Thru Dec	% Change	Trending	Total
Administrative Law	2015	-	-	1	-	-	1	-	-	-	-	-	-	2			2
Contested Divorce	2015	2	3	2	1	-	-	1	1	3	1	-	1	15			15
	2016	-	-	3	2	1	1	1	-	-	1	-	1	10	-33.3%	▼	10
Domestic and Family - Level 2	2015	-	-	-	1	-	-	-	-	-	-	-	-	1			1
General Civil - Level 2	2015	-	6	1	-	-	5	3	5	-	4	2	1	27			27
	2016	-	-	6	1	2	1	3	2	4	1	-	1	21	-22.2%	▼	21
General Civil - Level 3	2015	-	-	2	4	1	-	1	1	10	1	1	-	21			21
	2016	-	2	-	-	1	-	-	17	3	1	2	1	27	28.6%	▲	27
Miscellaneous	2015	14	13	15	17	19	12	10	9	19	16	18	20	182			182
	2016	19	17	23	20	14	8	14	17	17	9	17	9	184	1.1%	▲	184
Misdemeanor	2015	7	3	7	9	5	10	6	7	5	6	9	9	83			83
	2016	4	8	11	1	11	7	8	6	11	18	-	18	103	24.1%	▲	103
Non-Capital Felonies and Related Matters	2015	20	2	35	12	8	10	13	12	12	15	34	11	184			184
	2016	14	37	19	7	19	11	2	8	25	25	3	18	188	2.2%	▲	188
Other	2015	-	-	1	-	-	-	-	-	-	-	-	-	1			1
	2016	-	-	-	1	-	-	-	-	-	-	1	-	2	100.0%	▲	2
Other Criminally Related Matters	2015	8	7	2	8	2	3	2	5	2	5	2	4	50			50
	2016	1	3	4	1	6	2	1	4	-	6	1	5	34	-32.0%	▼	34
Probates/Wills and Trusts - Level 2	2015	-	-	-	-	-	-	1	1	-	-	-	3	5			5
	2016	-	-	2	-	-	1	-	-	-	-	-	1	4	-20.0%	▼	4
Uncontested Divorce	2015	1	4	3	2	1	2	-	3	1	2	-	-	19			19
	2016	-	1	1	2	-	3	-	-	2	1	1	-	11	-42.1%	▼	11

Court: Hopewell Circuit

Start/End Date: Jan-15 / Dec-16

2015 Average Month: 113

Jan-Dec 2015: 1,350

Filings Trending: ▲

Circuit/Court ID: 6 206670


Type of Case: Filings

2016 Average Month:118

Jan-Dec 2016 : 1,421

Overall AVG. Month: 115

Monthly Summary




Jan 15-Dec 16

Totals

	2015	2016
Civil	322	289
Criminal	764	851
Other	264	281
Total	1,350	1,421

Jan --- Dec Filings



2015 2016

Jan --- Dec Filings

	2015	2016	% Change	Trending
Civil	322	289	-10.2%	▼
Criminal	764	851	11.4%	▲
Other	264	281	6.4%	▲
Total	1,350	1,421	5.3%	▲

	Jan	Feb	Mar	Apr	May	Jun	Jul	Aug	Sep	Oct	Nov	Dec	Thru Dec	% Change	Trending	Total
2015	99	135	141	108	47	91	63	121	141	154	122	128	1,350			1,350
2016	125	109	154	142	98	112	125	175	102	95	89	95	1,421	5.3%	▲	1,421

		Jan	Feb	Mar	Apr	May	Jun	Jul	Aug	Sep	Oct	Nov	Dec	Thru Dec	% Change	Trending	Total
Administrative Law	2016	-	-	-	-	-	-	1	-	-	-	-	-	1			1
Contested Divorce	2015	3	4	2	4	2	3	-	2	-	2	2	-	24			24
	2016	2	1	3	3	2	2	2	1	4	-	-	-	20	-16.7%	▼	20
Domestic and Family - Level 1	2015	1	5	10	-	1	2	2	14	9	7	6	4	61			61
	2016	-	-	-	-	1	-	-	-	-	-	-	-	1	-98.4%	▼	1
Domestic and Family - Level 2	2015	-	-	1	2	-	-	-	1	-	1	2	-	7			7
	2016	-	-	2	-	1	1	1	5	1	-	1	1	13	85.7%	▲	13
General Civil - Level 1	2015	-	-	-	-	-	1	-	-	-	-	-	1	2			2
General Civil - Level 2	2015	3	2	9	3	3	-	2	3	1	5	2	1	34			34
	2016	3	7	6	4	1	3	1	2	4	8	3	5	47	38.2%	▲	47
General Civil - Level 3	2015	2	5	-	1	3	2	1	-	4	2	3	-	23			23
	2016	3	2	7	4	1	3	4	3	-	1	-	-	28	21.7%	▲	28
Miscellaneous	2015	28	34	48	21	13	21	27	45	23	32	33	45	370			370
	2016	33	42	45	42	24	28	33	33	30	25	27	35	397	7.3%	▲	397
Misdemeanor	2015	9	38	14	10	6	14	6	14	14	24	23	19	191			191
	2016	18	9	26	24	25	24	29	21	21	12	16	12	237	24.1%	▲	237
Non-Capital Felonies and Related Matters	2015	49	41	46	56	9	36	22	37	84	78	41	55	554			554
	2016	61	43	58	61	36	47	39	103	35	43	39	33	598	7.9%	▲	598
Other	2016	-	-	-	-	-	-	1	-	-	-	-	-	1			1
Other Criminally Related Matters	2015	-	1	3	4	3	1	1	-	1	1	2	2	19			19
	2016	-	2	1	2	2	1	2	-	1	-	1	4	16	-15.8%	▼	16
Probates/Wills and Trusts - Level 1	2015	-	-	-	-	-	1	-	-	-	-	-	-	1			1
	2016	-	-	-	-	-	-	-	-	-	1	-	1	2	100.0%	▲	2
Probates/Wills and Trusts - Level 2	2015	3	-	1	2	1	2	1	1	1	-	2	-	14			14
	2016	4	-	-	2	1	2	-	1	1	-	1	1	13	-7.1%	▼	13
Uncontested Divorce	2015	1	5	7	5	6	8	1	4	4	2	6	1	50			50
	2016	1	3	6	-	4	1	12	6	5	5	1	3	47	-6.0%	▼	47

Court: Newport News Circuit

Start/End Date: Jan-15 / Dec-16

2015 Average Month: 788

Jan-Dec 2015: 9,461

Filings Trending: ▼

Circuit/Court ID: 7 207700


Type of Case: Filings

2016 Average Month:749

Jan-Dec 2016 : 8,989

Overall AVG. Month: 769

Monthly Summary

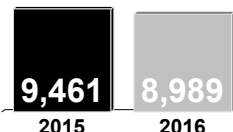


Jan 15-Dec 16

Totals

	2015	2016
Civil	2,420	2,093
Criminal	4,470	4,201
Other	2,571	2,695
Total	9,461	8,989

Jan --- Dec Filings



2015 2016

Jan --- Dec Filings

	2015	2016	% Change	Trending
Civil	2,420	2,093	-13.5%	▼
Criminal	4,470	4,201	-6.0%	▼
Other	2,571	2,695	4.8%	▲
Total	9,461	8,989	-5.0%	▼

	Jan	Feb	Mar	Apr	May	Jun	Jul	Aug	Sep	Oct	Nov	Dec	Thru Dec	% Change	Trending	Total
2015	911	774	916	888	684	761	765	602	757	817	689	897	9,461			9,461
2016	745	699	1,124	619	575	1,025	671	780	748	661	673	669	8,989	-5.0%	▼	8,989

		Jan	Feb	Mar	Apr	May	Jun	Jul	Aug	Sep	Oct	Nov	Dec	Thru Dec	% Change	Trending	Total
Administrative Law	2015	1	-	1	-	1	-	-	2	1	-	-	-	6			6
	2016	-	-	1	-	-	-	-	2	2	3	-	1	9	50.0%	▲	9
Contested Divorce	2015	15	17	26	27	13	11	17	15	17	22	15	10	205			205
	2016	15	14	23	15	16	15	16	25	22	11	15	17	204	-0.5%	▼	204
Domestic and Family - Level 1	2015	20	15	13	13	19	23	21	16	13	24	18	26	221			221
	2016	-	-	-	1	-	1	-	-	3	-	-	-	5	-97.7%	▼	5
Domestic and Family - Level 2	2015	4	6	-	9	5	4	7	13	3	8	4	3	66			66
	2016	5	3	5	4	3	10	2	9	8	5	5	5	64	-3.0%	▼	64
General Civil - Level 1	2015	9	4	65	12	2	61	19	5	35	6	20	8	246			246
	2016	7	34	6	38	6	6	3	7	10	30	5	6	158	-35.8%	▼	158
General Civil - Level 2	2015	31	19	27	37	32	20	36	45	36	34	28	26	371			371
	2016	29	33	26	24	26	34	41	38	33	26	32	27	369	-0.5%	▼	369
General Civil - Level 3	2015	16	10	15	9	12	12	17	12	14	14	26	17	174			174
	2016	14	34	23	12	13	29	13	20	24	19	22	33	256	47.1%	▲	256
Miscellaneous	2015	200	204	291	248	168	209	204	212	183	206	201	315	2,641			2,641
	2016	286	322	336	214	177	236	212	237	213	208	225	233	2,899	9.8%	▲	2,899
Misdemeanor	2015	109	116	112	110	74	78	63	37	70	59	68	64	960			960
	2016	103	47	104	58	74	138	75	73	47	69	75	48	911	-5.1%	▼	911
Non-Capital Felonies and Related Matters	2015	325	205	188	226	210	158	235	100	236	288	162	315	2,648			2,648
	2016	183	36	437	134	102	425	185	224	228	178	177	172	2,481	-6.3%	▼	2,481
Other	2015	39	40	47	28	31	43	50	52	47	43	39	26	485			485
	2016	22	35	25	23	19	15	24	28	32	25	26	18	292	-39.8%	▼	292
Other Criminally Related Matters	2015	90	80	82	111	65	83	49	44	72	75	61	50	862			862
	2016	45	77	79	57	86	69	63	78	91	45	51	71	812	-5.8%	▼	812
Probates/Wills and Trusts - Level 1	2015	-	3	-	2	-	1	-	-	1	-	-	-	7			7
	2016	-	1	-	-	1	-	-	1	-	1	-	-	4	-42.9%	▼	4
Probates/Wills and Trusts - Level 2	2015	-	-	-	-	-	-	-	1	-	1	1	-	3			3
	2016	-	1	-	1	-	-	-	1	-	1	-	-	4	33.3%	▲	4
Protective Orders	2015	5	5	3	4	1	2	2	6	5	3	1	1	38			38
Uncontested Divorce	2015	47	50	46	52	51	56	45	42	24	34	45	36	528			528
	2016	36	62	59	38	52	47	37	37	35	40	40	38	521	-1.3%	▼	521

Court: Hampton Circuit

Start/End Date: Jan-15 / Dec-16

2015 Average Month: 636

Jan-Dec 2015: 7,632

Filings Trending: ▲

Circuit/Court ID: 8 208650

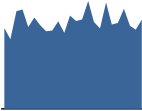
Type of Case: Filings

2016 Average Month:676

Jan-Dec 2016 : 8,107

Overall AVG. Month: 656

Monthly Summary




Jan 15-Dec 16

Totals

	2015	2016
Civil	2,270	1,804
Criminal	3,019	3,855
Other	2,343	2,448
Total	7,632	8,107

Jan --- Dec Filings



2015 2016

Jan --- Dec Filings

	2015	2016	% Change	Trending
Civil	2,270	1,804	-20.5%	▼
Criminal	3,019	3,855	27.7%	▲
Other	2,343	2,448	4.5%	▲
Total	7,632	8,107	6.2%	▲

	Jan	Feb	Mar	Apr	May	Jun	Jul	Aug	Sep	Oct	Nov	Dec	Thru Dec	% Change	Trending	Total
2015	607	522	734	746	614	685	625	583	587	657	571	701	7,632			7,632
2016	659	670	811	651	605	798	632	644	750	624	595	668	8,107	6.2%	▲	8,107

		Jan	Feb	Mar	Apr	May	Jun	Jul	Aug	Sep	Oct	Nov	Dec	Thru Dec	% Change	Trending	Total
Administrative Law	2015	-	1	-	-	-	-	-	-	2	-	1	1	5			5
	2016	-	-	1	1	-	1	-	1	2	3	-	-	9	80.0%	▲	9
Contested Divorce	2015	13	9	17	22	11	18	18	15	15	21	20	14	193			193
	2016	9	10	17	18	19	12	18	21	16	7	9	16	172	-10.9%	▼	172
Domestic and Family - Level 1	2015	11	15	11	5	24	19	21	12	19	17	10	24	188			188
	2016	3	4	3	7	4	7	2	4	6	7	9	4	60	-68.1%	▼	60
Domestic and Family - Level 2	2015	7	45	51	115	1	84	5	47	4	50	36	21	466			466
	2016	31	4	4	2	6	2	9	3	4	2	4	1	72	-84.5%	▼	72
General Civil - Level 1	2015	2	2	3	2	-	1	-	-	3	3	-	4	20			20
	2016	-	1	-	-	1	1	2	-	2	2	1	1	11	-45.0%	▼	11
General Civil - Level 2	2015	20	19	26	29	24	24	25	19	30	20	20	19	275			275
	2016	24	28	12	22	28	37	18	30	25	16	25	34	299	8.7%	▲	299
General Civil - Level 3	2015	9	7	12	10	10	17	9	10	14	10	11	7	126			126
	2016	10	13	11	8	13	21	12	29	10	25	6	8	166	31.7%	▲	166
Miscellaneous	2015	198	149	266	173	180	156	179	178	130	179	158	286	2,232			2,232
	2016	222	242	288	172	150	201	189	169	197	165	183	232	2,410	8.0%	▲	2,410
Misdemeanor	2015	59	59	61	49	48	80	50	61	62	63	58	53	703			703
	2016	47	63	98	62	75	107	64	79	100	68	72	87	922	31.2%	▲	922
Non-Capital Felonies and Related Matters	2015	166	120	144	175	185	169	185	111	188	174	138	159	1,914			1,914
	2016	173	165	226	209	193	264	186	187	244	167	175	147	2,336	22.0%	▲	2,336
Other	2015	44	42	60	71	53	47	50	57	62	41	44	58	629			629
	2016	47	59	56	59	34	63	30	39	54	62	36	48	587	-6.7%	▼	587
Other Criminally Related Matters	2015	47	29	32	55	26	24	33	39	19	42	35	26	407			407
	2016	56	24	52	49	55	40	60	45	55	62	53	55	606	48.9%	▲	606
Probates/Wills and Trusts - Level 1	2015	-	-	-	-	-	-	2	1	1	-	1	-	5			5
	2016	1	1	1	-	1	1	-	1	1	-	-	1	8	60.0%	▲	8
Probates/Wills and Trusts - Level 2	2015	6	1	5	2	7	8	5	3	5	1	3	4	50			50
	2016	4	8	3	5	4	4	5	2	2	2	1	6	46	-8.0%	▼	46
Uncontested Divorce	2015	25	24	46	38	45	38	43	30	33	36	36	25	419			419
	2016	32	48	39	37	22	37	37	34	32	36	21	28	403	-3.8%	▼	403

Court: Charles City Circuit

Start/End Date: Jan-15 / Dec-16

2015 Average Month: 24

Jan-Dec 2015: 290

Filings Trending: ▲

Circuit/Court ID: 9 209036


Type of Case: Filings

2016 Average Month:36

Jan-Dec 2016 : 433

Overall AVG. Month: 30

Monthly Summary



Jan 15-Dec 16

Totals

	2015	2016
Civil	86	65
Criminal	94	209
Other	110	159
Total	290	433

Jan --- Dec Filings

290

2015

433

2016

Jan --- Dec Filings

	2015	2016	% Change	Trending
Civil	86	65	-24.4%	▼
Criminal	94	209	122.3%	▲
Other	110	159	44.5%	▲
Total	290	433	49.3%	▲

	Jan	Feb	Mar	Apr	May	Jun	Jul	Aug	Sep	Oct	Nov	Dec	Thru Dec	% Change	Trending	Total
2015	19	19	24	33	15	25	30	17	33	23	26	26	290			290
2016	47	46	33	29	122	17	27	25	19	29	18	21	433	49.3%	▲	433

		Jan	Feb	Mar	Apr	May	Jun	Jul	Aug	Sep	Oct	Nov	Dec	Thru Dec	% Change	Trending	Total
Administrative Law	2016	-	-	-	-	-	-	1	-	-	-	-	-	1			1
Contested Divorce	2015	2	-	-	-	-	-	-	-	-	-	1	-	3			3
	2016	-	-	-	-	-	-	-	-	-	-	-	1	1	-66.7%	▼	1
Domestic and Family - Level 1	2015	-	-	-	-	-	-	1	-	-	-	-	-	1			1
	2016	-	-	-	-	1	-	-	-	-	-	-	-	1	0.0%	↔	1
Domestic and Family - Level 2	2015	-	-	-	-	-	-	-	-	1	-	-	-	1			1
	2016	-	-	-	-	-	-	-	-	-	1	-	-	1	0.0%	↔	1
General Civil - Level 1	2015	-	-	1	-	-	-	-	-	-	-	-	1	2			2
	2016	-	-	-	-	-	-	-	-	-	1	-	-	1	-50.0%	▼	1
General Civil - Level 2	2015	2	2	1	2	1	-	2	-	2	1	1	2	16			16
	2016	1	-	2	2	-	2	1	2	1	-	-	1	12	-25.0%	▼	12
General Civil - Level 3	2015	-	2	-	2	2	2	2	-	1	-	2	1	14			14
	2016	-	3	2	-	-	2	2	1	-	-	-	-	10	-28.6%	▼	10
Miscellaneous	2015	11	13	17	16	3	15	12	12	10	9	16	11	145			145
	2016	24	21	16	20	11	8	13	14	8	13	13	14	175	20.7%	▲	175
Misdemeanor	2015	2	-	-	5	-	2	2	-	4	6	2	2	25			25
	2016	20	13	6	2	91	-	5	2	4	3	-	1	147	488.0%	▲	147
Non-Capital Felonies and Related Matters	2015	2	-	2	5	8	6	9	1	13	5	1	5	57			57
	2016	2	7	4	2	9	3	4	4	5	9	3	2	54	-5.3%	▼	54
Other	2015	-	-	1	1	-	-	-	1	2	-	1	-	6			6
	2016	-	-	1	2	8	1	-	-	-	-	-	-	12	100.0%	▲	12
Other Criminally Related Matters	2015	-	1	2	1	1	-	1	3	-	-	1	2	12			12
	2016	-	-	2	-	2	-	-	1	1	1	1	-	8	-33.3%	▼	8
Probates/Wills and Trusts - Lev	2015	-	-	-	1	-	-	-	-	-	-	-	1	2			2
Uncontested Divorce	2015	-	1	-	-	-	-	1	-	-	2	1	1	6			6
	2016	-	2	-	1	-	1	1	1	-	1	1	2	10	66.7%	▲	10

Court: Gloucester Circuit

Start/End Date: Jan-15 / Dec-16

2015 Average Month: 199

Jan-Dec 2015: 2,382

Filings Trending: ▲

Circuit/Court ID: 9 209073


Type of Case: Filings

2016 Average Month:226

Jan-Dec 2016 : 2,717

Overall AVG. Month: 212

Monthly Summary




Jan 15-Dec 16

Totals

	2015	2016
Civil	538	530
Criminal	835	923
Other	1,009	1,264
Total	2,382	2,717

Jan --- Dec Filings



2,382 2,717

2015 2016

Jan --- Dec Filings

	2015	2016	% Change	Trending
Civil	538	530	-1.5%	▼
Criminal	835	923	10.5%	▲
Other	1,009	1,264	25.3%	▲
Total	2,382	2,717	14.1%	▲

	Jan	Feb	Mar	Apr	May	Jun	Jul	Aug	Sep	Oct	Nov	Dec	Thru Dec	% Change	Trending	Total
2015	190	268	221	194	168	167	228	159	175	196	186	230	2,382			2,382
2016	256	245	296	223	236	218	200	202	219	207	215	200	2,717	14.1%	▲	2,717

		Jan	Feb	Mar	Apr	May	Jun	Jul	Aug	Sep	Oct	Nov	Dec	Thru Dec	% Change	Trending	Total
Administrative Law	2015	-	-	-	-	-	-	-	1	-	-	-	-	1			1
Capital Murder	2015	-	-	-	-	-	-	-	-	1	-	-	-	1			1
Contested Divorce	2015	3	3	7	3	6	7	5	4	1	5	5	2	51			51
	2016	4	5	13	2	4	8	3	5	6	2	2	6	60	17.6%	▲	60
Domestic and Family - Level 1	2015	6	3	6	-	-	5	8	2	-	1	2	3	36			36
	2016	-	-	-	-	1	-	1	1	-	-	-	2	5	-86.1%	▼	5
Domestic and Family - Level 2	2015	-	3	1	1	3	2	4	2	1	3	-	-	20			20
	2016	-	2	5	1	2	1	1	-	1	1	3	1	18	-10.0%	▼	18
General Civil - Level 1	2015	-	-	-	-	-	-	1	1	-	-	-	-	2			2
	2016	-	-	-	-	-	-	-	-	-	1	-	-	1	-50.0%	▼	1
General Civil - Level 2	2015	3	9	9	4	9	12	5	5	7	9	4	5	81			81
	2016	5	6	17	5	5	5	14	3	5	6	2	10	83	2.5%	▲	83
General Civil - Level 3	2015	2	-	2	33	5	4	4	3	-	3	5	3	64			64
	2016	3	3	1	24	1	-	2	3	5	1	4	1	48	-25.0%	▼	48
Miscellaneous	2015	99	78	86	68	53	64	75	72	53	80	78	127	933			933
	2016	118	117	139	84	62	90	94	67	85	87	83	92	1,118	19.8%	▲	1,118
Misdemeanor	2015	17	19	32	17	16	15	24	13	27	18	17	20	235			235
	2016	27	20	21	18	36	26	13	23	23	13	26	24	270	14.9%	▲	270
Non-Capital Felonies and Related Matters	2015	33	103	45	35	40	32	54	24	45	46	19	42	518			518
	2016	65	37	44	47	84	47	35	44	57	48	59	25	592	14.3%	▲	592
Other	2015	14	28	13	16	17	15	24	11	23	15	23	19	218			218
	2016	23	32	23	31	25	30	21	35	22	30	19	27	318	45.9%	▲	318
Other Criminally Related Matters	2015	3	7	5	4	9	2	9	6	5	8	18	5	81			81
	2016	1	4	12	6	4	-	6	8	5	6	6	3	61	-24.7%	▼	61
Probates/Wills and Trusts - Lev	2015	-	1	1	-	-	1	-	-	-	-	-	-	3			3
Probates/Wills and Trusts - Level 2	2015	3	1	2	-	1	-	2	-	-	1	2	1	13			13
	2016	-	1	2	-	-	1	2	1	1	-	1	2	11	-15.4%	▼	11
Protective Orders	2015	-	-	-	2	1	1	-	3	-	-	1	-	8			8
Uncontested Divorce	2015	7	13	12	11	8	7	13	12	12	7	12	3	117			117
	2016	10	18	19	5	12	10	8	12	9	12	10	7	132	12.8%	▲	132

Court: King & Queen Circuit

Start/End Date: Jan-15 / Dec-16

2015 Average Month: 36

Jan-Dec 2015: 437

Filings Trending: ▼

Circuit/Court ID: 9 209097

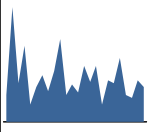
Type of Case: Filings

2016 Average Month:29

Jan-Dec 2016 : 352

Overall AVG. Month: 33

Monthly Summary



Jan 15-Dec 16

Totals

	2015	2016
Civil	87	71
Criminal	220	121
Other	130	160
Total	437	352

Jan --- Dec Filings

437

352

2015

2016

Jan --- Dec Filings

	2015	2016	% Change	Trending
Civil	87	71	-18.4%	▼
Criminal	220	121	-45.0%	▼
Other	130	160	23.1%	▲
Total	437	352	-19.5%	▼

	Jan	Feb	Mar	Apr	May	Jun	Jul	Aug	Sep	Oct	Nov	Dec	Thru Dec	% Change	Trending	Total
2015	20	86	29	57	13	26	35	23	38	62	20	28	437			437
2016	22	42	30	42	13	31	29	48	20	18	31	26	352	-19.5%	▼	352

		Jan	Feb	Mar	Apr	May	Jun	Jul	Aug	Sep	Oct	Nov	Dec	Thru Dec	% Change	Trending	Total
Administrative Law	2015	1	-	-	-	-	-	-	-	-	1	-	-	2			2
Contested Divorce	2015	-	-	2	1	-	1	-	1	-	1	-	1	7			7
	2016	-	1	1	-	1	-	-	1	-	-	-	1	5	-28.6%	▼	5
Domestic and Family - Level 1	2015	1	-	-	2	1	1	-	6	-	-	-	-	11			11
Domestic and Family - Level 2	2015	-	-	-	-	-	3	-	-	-	-	-	-	3			3
	2016	-	-	-	-	-	-	-	-	1	-	-	-	1	-66.7%	▼	1
General Civil - Level 2	2015	-	-	1	2	-	1	-	2	-	1	-	2	9			9
	2016	-	1	2	2	-	1	1	-	2	-	-	2	11	22.2%	▲	11
General Civil - Level 3	2015	1	-	-	1	1	-	2	1	6	4	4	-	20			20
	2016	1	3	-	-	-	1	5	7	-	2	2	1	22	10.0%	▲	22
Miscellaneous	2015	9	13	22	7	7	14	16	8	13	14	10	12	145			145
	2016	14	21	14	16	7	12	12	20	11	10	23	14	174	20.0%	▲	174
Misdemeanor	2015	4	15	3	9	1	1	4	1	6	13	3	1	61			61
	2016	1	4	1	5	-	3	2	4	2	-	1	2	25	-59.0%	▼	25
Non-Capital Felonies and Related Matters	2015	2	55	1	30	3	2	7	2	8	26	2	12	150			150
	2016	3	9	5	18	2	11	7	10	2	4	5	2	78	-48.0%	▼	78
Other	2015	-	-	-	3	-	1	1	-	-	-	-	-	5			5
	2016	-	-	1	-	-	-	-	2	-	-	-	1	4	-20.0%	▼	4
Other Criminally Related Matters	2015	-	2	-	2	-	1	2	-	3	-	-	-	10			10
	2016	2	1	3	-	1	3	1	3	1	1	-	2	18	80.0%	▲	18
Probates/Wills and Trusts - Lev	2016	-	1	-	-	-	-	-	-	-	-	-	-	1			1
Probates/Wills and Trusts - Level 2	2015	-	-	-	-	-	-	-	1	1	-	-	-	2			2
	2016	-	-	1	-	1	-	-	-	-	-	-	-	2	0.0%	↔	2
Uncontested Divorce	2015	2	1	-	-	-	1	3	1	1	2	1	-	12			12
	2016	1	1	2	1	1	-	1	1	1	1	-	1	11	-8.3%	▼	11

Court: King William Circuit

Start/End Date: Jan-15 / Dec-16

2015 Average Month: 66

Jan-Dec 2015: 790

Filings Trending: ▲

Circuit/Court ID: 9 209101

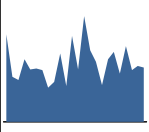
Type of Case: Filings

2016 Average Month:75

Jan-Dec 2016 : 894

Overall AVG. Month: 70

Monthly Summary



Jan 15-Dec 16

Totals

	2015	2016
Civil	161	151
Criminal	256	288
Other	373	455
Total	790	894

Jan --- Dec Filings

790

2015

894

2016

Jan --- Dec Filings

	2015	2016	% Change	Trending
Civil	161	151	-6.2%	▼
Criminal	256	288	12.5%	▲
Other	373	455	22.0%	▲
Total	790	894	13.2%	▲

	Jan	Feb	Mar	Apr	May	Jun	Jul	Aug	Sep	Oct	Nov	Dec	Thru Dec	% Change	Trending	Total
2015	105	54	50	75	63	64	62	41	48	82	43	103	790			790
2016	63	127	86	72	44	75	84	58	91	62	67	65	894	13.2%	▲	894

		Jan	Feb	Mar	Apr	May	Jun	Jul	Aug	Sep	Oct	Nov	Dec	Thru Dec	% Change	Trending	Total
Administrative Law	2015	-	-	-	-	-	-	1	-	-	-	-	-	1			1
Capital Murder	2016	-	1	-	-	-	-	-	-	-	-	-	-	1			1
Contested Divorce	2015	-	-	1	-	-	-	-	-	1	2	1	2	7			7
	2016	1	1	3	1	-	2	-	2	3	-	1	-	14	100.0%	▲	14
Domestic and Family - Level 1	2015	2	3	4	3	-	-	1	2	2	-	5	3	25			25
	2016	1	1	-	-	-	-	-	-	-	1	-	-	3	-88.0%	▼	3
Domestic and Family - Level 2	2015	-	2	1	1	1	2	1	-	2	-	-	-	10			10
	2016	-	-	-	-	-	2	-	-	1	1	-	1	5	-50.0%	▼	5
General Civil - Level 1	2015	1	1	-	2	-	-	-	-	-	-	-	-	4			4
	2016	-	-	-	1	-	-	-	-	1	-	-	-	2	-50.0%	▼	2
General Civil - Level 2	2015	2	1	1	1	3	10	2	3	2	2	2	2	31			31
	2016	1	2	1	2	-	4	3	4	2	1	4	1	25	-19.4%	▼	25
General Civil - Level 3	2015	3	1	2	2	5	3	1	1	-	2	1	3	24			24
	2016	1	1	1	-	1	3	-	1	-	3	2	2	15	-37.5%	▼	15
Miscellaneous	2015	43	37	29	24	19	38	27	29	27	33	32	76	414			414
	2016	47	56	44	36	33	30	48	41	38	49	43	36	501	21.0%	▲	501
Misdemeanor	2015	9	3	1	7	9	1	14	-	2	2	1	4	53			53
	2016	4	7	11	5	4	1	2	4	6	3	3	5	55	3.8%	▲	55
Non-Capital Felonies and Related Matters	2015	44	2	6	32	23	5	12	2	8	35	-	10	179			179
	2016	-	56	22	22	1	28	28	1	32	4	8	17	219	22.3%	▲	219
Other	2016	1	1	-	2	1	1	-	-	-	-	1	1	8			8
Other Criminally Related Matters	2015	-	4	2	3	2	5	2	1	2	2	1	-	24			24
	2016	3	-	1	-	-	1	-	2	3	-	2	1	13	-45.8%	▼	13
Probates/Wills and Trusts - Lev	2015	-	-	1	-	-	-	-	-	-	-	-	-	1			1
Probates/Wills and Trusts - Lev	2015	-	-	-	-	1	-	-	-	-	-	-	-	1			1
Protective Orders	2015	1	-	-	-	-	-	-	-	-	-	-	-	1			1
Uncontested Divorce	2015	-	-	2	-	-	-	1	3	2	4	-	3	15			15
	2016	4	1	3	3	4	3	3	3	5	-	3	1	33	120.0%	▲	33

Court: Mathews Circuit

Start/End Date: Jan-15 / Dec-16

2015 Average Month: 40

Jan-Dec 2015: 481

Filings Trending: ▼

Circuit/Court ID: 9 209115

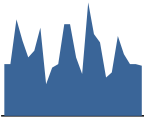
Type of Case: Filings

2016 Average Month:37

Jan-Dec 2016 : 447

Overall AVG. Month: 39

Monthly Summary



Jan 15-Dec 16

Totals

	2015	2016
Civil	133	88
Criminal	170	174
Other	178	185
Total	481	447

Jan --- Dec Filings

481

2015

447

2016

Jan --- Dec Filings

	2015	2016	% Change	Trending
Civil	133	88	-33.8%	▼
Criminal	170	174	2.4%	▲
Other	178	185	3.9%	▲
Total	481	447	-7.1%	▼

	Jan	Feb	Mar	Apr	May	Jun	Jul	Aug	Sep	Oct	Nov	Dec	Thru Dec	% Change	Trending	Total
2015	31	31	58	45	35	39	53	19	29	31	55	55	481			481
2016	35	25	68	49	44	23	26	48	37	31	31	30	447	-7.1%	▼	447

		Jan	Feb	Mar	Apr	May	Jun	Jul	Aug	Sep	Oct	Nov	Dec	Thru Dec	% Change	Trending	Total
Administrative Law	2015	-	-	-	-	-	-	-	-	1	-	-	-	1			1
	2016	-	-	-	1	-	-	-	-	-	1	-	-	2	100.0%	▲	2
Contested Divorce	2015	-	2	-	1	-	-	-	1	2	-	1	-	7			7
	2016	-	-	-	-	2	-	2	1	-	1	-	2	8	14.3%	▲	8
Domestic and Family - Level 1	2015	-	-	-	-	-	6	-	-	2	-	-	8	16			16
	2016	-	-	-	-	-	-	-	-	-	-	-	-	-			-
Domestic and Family - Level 2	2015	-	-	1	1	-	-	1	-	-	-	1	-	4			4
	2016	-	-	-	-	1	-	1	-	1	1	-	-	4	0.0%	↔	4
General Civil - Level 1	2015	1	-	-	-	-	-	-	-	-	1	1	-	3			3
	2016	-	-	-	-	1	-	-	-	-	-	-	-	1	-66.7%	▼	1
General Civil - Level 2	2015	3	3	2	1	-	1	3	1	-	-	1	3	18			18
	2016	2	-	2	2	-	2	1	1	2	-	-	1	13	-27.8%	▼	13
General Civil - Level 3	2015	-	1	2	5	1	-	-	1	-	2	2	1	15			15
	2016	3	2	1	-	-	-	1	-	-	1	-	-	8	-46.7%	▼	8
Miscellaneous	2015	20	19	27	33	14	12	8	12	9	13	20	31	218			218
	2016	24	23	26	13	11	18	15	12	9	21	21	19	212	-2.8%	▼	212
Misdemeanor	2015	1	1	3	-	6	2	5	-	4	1	-	6	29			29
	2016	1	-	5	-	11	-	-	-	6	-	4	5	32	10.3%	▲	32
Non-Capital Felonies and Related Matters	2015	5	3	19	-	11	11	32	3	8	11	23	2	128			128
	2016	-	-	32	31	13	1	1	30	13	2	3	2	128	0.0%	↔	128
Other	2015	-	-	1	-	-	-	-	-	-	-	-	2	3			3
	2016	-	-	1	-	-	-	-	-	-	-	-	-	1	-66.7%	▼	1
Other Criminally Related Matters	2015	-	2	-	3	2	2	-	-	2	1	2	-	14			14
	2016	3	-	1	-	2	2	1	2	3	-	3	-	17	21.4%	▲	17
Probates/Wills and Trusts - Lev	2016	-	-	-	-	-	-	-	-	-	-	-	1	1			1
Probates/Wills and Trusts - Level 2	2015	-	-	1	-	-	-	-	-	-	-	-	-	1			1
	2016	1	-	-	-	-	-	2	-	-	-	-	-	3	200.0%	▲	3
Protective Orders	2015	-	-	-	-	-	1	-	-	-	-	-	-	1			1
Uncontested Divorce	2015	1	-	2	1	1	4	4	1	1	2	4	2	23			23
	2016	1	-	-	2	3	-	2	2	3	4	-	-	17	-26.1%	▼	17

Court: Middlesex Circuit

Start/End Date: Jan-15 / Dec-16

2015 Average Month: 44

Jan-Dec 2015: 531

Filings Trending: ▲

Circuit/Court ID: 9 209119


Type of Case: Filings

2016 Average Month:58

Jan-Dec 2016 : 698

Overall AVG. Month: 51

Monthly Summary

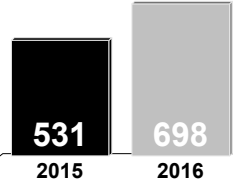


Jan 15-Dec 16

Totals

	2015	2016
Civil	118	132
Criminal	189	327
Other	224	239
Total	531	698

Jan --- Dec Filings



531 2015 698 2016

Jan --- Dec Filings

	2015	2016	% Change	Trending
Civil	118	132	11.9%	▲
Criminal	189	327	73.0%	▲
Other	224	239	6.7%	▲
Total	531	698	31.5%	▲

	Jan	Feb	Mar	Apr	May	Jun	Jul	Aug	Sep	Oct	Nov	Dec	Thru Dec	% Change	Trending	Total
2015	49	37	52	38	44	55	54	36	53	31	25	57	531			531
2016	62	64	123	48	83	34	48	49	41	38	65	43	698	31.5%	▲	698

		Jan	Feb	Mar	Apr	May	Jun	Jul	Aug	Sep	Oct	Nov	Dec	Thru Dec	% Change	Trending	Total
Administrative Law	2016	1	-	-	-	-	-	-	-	-	-	-	-	1			1
Capital Murder	2015	-	-	-	-	2	-	-	-	-	-	-	-	2			2
Contested Divorce	2015	-	1	1	1	-	1	1	-	1	-	1	1	8			8
	2016	1	-	2	-	1	1	-	-	-	2	3	2	12	50.0%	▲	12
Domestic and Family - Level 1	2015	-	1	-	-	-	-	-	4	-	2	1	1	9			9
Domestic and Family - Level 2	2015	2	-	1	2	-	-	1	-	-	-	-	-	6			6
	2016	-	-	-	-	-	2	-	1	-	-	-	-	3	-50.0%	▼	3
General Civil - Level 2	2015	2	3	6	4	-	4	-	-	-	3	-	1	23			23
	2016	1	3	3	1	1	2	1	4	1	3	2	1	23	0.0%	↔	23
General Civil - Level 3	2015	-	-	-	1	2	1	-	-	-	-	-	2	6			6
	2016	1	-	1	1	13	2	1	1	1	1	8	2	32	433.3%	▲	32
Miscellaneous	2015	17	28	26	15	11	23	17	12	13	12	17	45	236			236
	2016	26	38	22	18	11	16	22	27	15	24	17	17	253	7.2%	▲	253
Misdemeanor	2015	11	-	3	-	5	7	6	3	15	1	1	-	52			52
	2016	10	6	19	2	13	4	5	4	2	4	16	7	92	76.9%	▲	92
Non-Capital Felonies and Related Matters	2015	13	3	8	9	19	14	22	12	18	4	1	3	126			126
	2016	14	10	68	20	42	4	11	10	17	4	17	8	225	78.6%	▲	225
Other	2015	-	-	3	2	2	3	1	2	4	1	1	-	19			19
	2016	2	2	3	1	-	-	2	-	2	-	-	-	12	-36.8%	▼	12
Other Criminally Related Matters	2015	2	-	-	-	2	-	1	-	-	2	2	1	10			10
	2016	2	3	2	1	1	2	-	-	1	-	-	-	12	20.0%	▲	12
Probates/Wills and Trusts - Lev	2016	-	-	-	-	-	-	-	-	-	-	1	-	1			1
Probates/Wills and Trusts - Level 2	2015	-	-	1	1	-	1	-	2	1	-	-	-	6			6
	2016	2	-	-	1	-	-	2	-	-	-	-	-	5	-16.7%	▼	5
Protective Orders	2015	-	-	-	-	-	1	1	-	-	2	-	1	5			5
Uncontested Divorce	2015	2	1	3	3	1	-	4	1	1	4	1	2	23			23
	2016	2	2	3	3	1	1	4	2	2	-	1	6	27	17.4%	▲	27

Court: New Kent Circuit

Start/End Date: Jan-15 / Dec-16

2015 Average Month: 102

Jan-Dec 2015: 1,221

Filings Trending: ▲

Circuit/Court ID: 9 209127

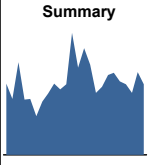
Type of Case: Filings

2016 Average Month:117

Jan-Dec 2016 : 1,403

Overall AVG. Month: 109

Monthly Summary

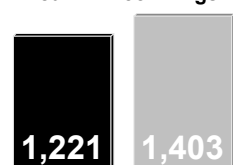


Jan 15-Dec 16

Totals

	2015	2016
Civil	178	214
Criminal	422	504
Other	621	685
Total	1,221	1,403

Jan --- Dec Filings



1,221 2015 1,403 2016

Jan --- Dec Filings

	2015	2016	% Change	Trending
Civil	178	214	20.2%	▲
Criminal	422	504	19.4%	▲
Other	621	685	10.3%	▲
Total	1,221	1,403	14.9%	▲

	Jan	Feb	Mar	Apr	May	Jun	Jul	Aug	Sep	Oct	Nov	Dec	Thru Dec	% Change	Trending	Total
2015	107	84	139	83	84	58	80	92	107	98	106	183	1,221			1,221
2016	131	160	135	93	102	120	123	110	106	93	124	106	1,403	14.9%	▲	1,403

		Jan	Feb	Mar	Apr	May	Jun	Jul	Aug	Sep	Oct	Nov	Dec	Thru Dec	% Change	Trending	Total
Administrative Law	2015	1	-	-	-	-	-	-	-	-	-	-	-	1			1
Capital Murder	2016	-	-	-	-	-	-	-	-	-	-	-	1	1			1
Contested Divorce	2015	-	1	4	3	2	-	2	2	2	1	3	2	22			22
	2016	5	1	1	1	-	4	3	2	2	-	2	-	21	-4.5%	▼	21
Domestic and Family - Level 1	2015	-	2	-	2	1	-	-	3	1	1	1	-	11			11
	2016	-	-	-	-	-	-	-	1	-	1	-	-	2	-81.8%	▼	2
Domestic and Family - Level 2	2015	2	2	-	1	1	-	-	2	-	-	2	1	11			11
	2016	-	-	-	1	1	-	1	1	-	1	1	2	8	-27.3%	▼	8
General Civil - Level 1	2015	-	-	-	1	-	-	-	-	-	-	-	-	1			1
	2016	-	-	-	-	-	-	-	1	-	-	-	-	1	0.0%	↔	1
General Civil - Level 2	2015	2	1	1	2	1	1	-	1	1	4	3	1	18			18
	2016	5	3	1	-	2	2	7	2	3	4	-	1	30	66.7%	▲	30
General Civil - Level 3	2015	2	3	-	1	2	-	1	1	-	1	-	3	14			14
	2016	1	3	3	-	2	1	2	-	2	5	1	2	22	57.1%	▲	22
Miscellaneous	2015	52	36	42	37	24	33	47	35	45	53	60	90	554			554
	2016	72	88	67	48	35	53	64	49	49	53	44	40	662	19.5%	▲	662
Misdemeanor	2015	11	8	17	12	10	11	9	11	17	13	11	5	135			135
	2016	15	16	12	9	14	8	11	11	15	7	26	10	154	14.1%	▲	154
Non-Capital Felonies and Related Matters	2015	22	5	61	17	35	4	12	16	34	18	8	18	250			250
	2016	21	28	41	21	28	24	25	26	24	13	39	37	327	30.8%	▲	327
Other	2015	9	14	5	3	4	2	1	9	3	3	11	58	122			122
	2016	10	12	2	9	16	13	5	5	6	5	9	3	95	-22.1%	▼	95
Other Criminally Related Matters	2015	2	6	4	1	1	4	2	6	1	2	5	3	37			37
	2016	-	3	2	-	1	5	-	7	2	-	-	2	22	-40.5%	▼	22
Probates/Wills and Trusts - Lev	2016	-	-	-	-	-	-	-	1	-	-	-	-	1			1
Probates/Wills and Trusts - Level 2	2015	-	-	-	-	-	-	1	2	1	1	-	-	5			5
	2016	1	-	-	-	-	1	-	-	-	1	-	-	3	-40.0%	▼	3
Uncontested Divorce	2015	4	6	5	3	3	3	5	4	2	1	2	2	40			40
	2016	1	6	6	4	3	9	5	4	3	3	2	8	54	35.0%	▲	54

Court: York Circuit

Start/End Date: Jan-15 / Dec-16

2015 Average Month: 252

Jan-Dec 2015: 3,021

Filings Trending: ▲

Circuit/Court ID: 9 209199


Type of Case: Filings

2016 Average Month:297

Jan-Dec 2016 : 3,568

Overall AVG. Month: 275

Monthly Summary




Jan 15-Dec 16

Totals

	2015	2016
Civil	782	797
Criminal	1,043	1,135
Other	1,196	1,636
Total	3,021	3,568

Jan --- Dec Filings



2015 2016

Jan --- Dec Filings

	2015	2016	% Change	Trending
Civil	782	797	1.9%	▲
Criminal	1,043	1,135	8.8%	▲
Other	1,196	1,636	36.8%	▲
Total	3,021	3,568	18.1%	▲

	Jan	Feb	Mar	Apr	May	Jun	Jul	Aug	Sep	Oct	Nov	Dec	Thru Dec	% Change	Trending	Total
2015	262	206	258	250	247	214	269	234	215	275	249	342	3,021			3,021
2016	352	337	324	280	260	278	292	317	280	267	262	319	3,568	18.1%	▲	3,568

		Jan	Feb	Mar	Apr	May	Jun	Jul	Aug	Sep	Oct	Nov	Dec	Thru Dec	% Change	Trending	Total
Administrative Law	2015	-	1	-	-	-	-	-	-	1	-	-	1	3			3
	2016	-	1	-	-	1	-	-	1	1	-	-	-	4	33.3%	▲	4
Contested Divorce	2015	3	3	10	4	5	12	6	7	6	6	4	3	69			69
	2016	3	3	5	5	4	8	4	9	5	4	8	6	64	-7.2%	▼	64
Domestic and Family - Level 1	2015	2	4	3	3	3	1	4	4	4	2	1	4	35			35
	2016	2	3	1	1	-	3	-	1	1	-	-	1	13	-62.9%	▼	13
Domestic and Family - Level 2	2015	5	2	14	12	6	4	13	10	7	12	7	8	100			100
	2016	3	10	13	8	7	8	9	9	4	9	11	15	106	6.0%	▲	106
General Civil - Level 1	2015	1	-	-	-	-	-	-	-	-	-	-	-	1			1
	2016	-	-	-	-	-	-	-	1	-	1	1	1	4	300.0%	▲	4
General Civil - Level 2	2015	5	7	11	17	5	20	6	16	4	16	12	8	127			127
	2016	11	8	9	9	10	10	6	7	8	10	4	10	102	-19.7%	▼	102
General Civil - Level 3	2015	4	1	7	1	3	3	5	6	5	6	2	1	44			44
	2016	2	1	6	2	4	7	10	2	-	1	3	4	42	-4.5%	▼	42
Miscellaneous	2015	123	99	137	99	100	92	122	114	95	91	105	197	1,374			1,374
	2016	214	199	171	142	125	133	186	162	111	136	152	127	1,858	35.2%	▲	1,858
Misdemeanor	2015	26	16	13	28	11	9	6	10	18	15	16	16	184			184
	2016	14	16	18	27	22	20	11	22	24	14	10	35	233	26.6%	▲	233
Non-Capital Felonies and Related Matters	2015	74	50	29	51	84	50	74	56	48	99	69	79	763			763
	2016	80	67	73	61	56	61	38	81	103	59	52	90	821	7.6%	▲	821
Other	2015	2	1	5	2	6	3	4	1	1	2	-	-	27			27
	2016	-	2	2	1	-	1	2	1	-	2	2	1	14	-48.1%	▼	14
Other Criminally Related Matters	2015	5	8	3	17	9	5	12	2	8	4	19	6	98			98
	2016	6	2	7	8	1	9	7	4	9	14	10	5	82	-16.3%	▼	82
Probates/Wills and Trusts - Level 1	2015	-	-	1	-	-	1	-	-	-	1	-	-	3			3
	2016	-	-	-	-	-	-	-	1	-	-	-	-	1	-66.7%	▼	1
Probates/Wills and Trusts - Level 2	2015	2	1	1	-	1	4	6	1	1	4	-	4	25			25
	2016	1	1	1	2	4	2	1	1	3	3	2	1	22	-12.0%	▼	22
Protective Orders	2015	1	-	-	-	-	-	-	1	1	2	-	1	6			6
Uncontested Divorce	2015	9	13	24	16	14	10	11	6	16	15	14	14	162			162
	2016	16	24	18	14	26	16	18	15	11	14	7	23	202	24.7%	▲	202

Court: Williamsburg Circuit

Start/End Date: Jan-15 / Dec-16

2015 Average Month: 303

Jan-Dec 2015: 3,638

Filings Trending: ▲

Circuit/Court ID: 9 209830


Type of Case: Filings

2016 Average Month:359

Jan-Dec 2016 : 4,304

Overall AVG. Month: 331

Monthly Summary




Jan 15-Dec 16

Totals

	2015	2016
Civil	969	1,014
Criminal	1,243	1,376
Other	1,426	1,914
Total	3,638	4,304

Jan --- Dec Filings



2015 2016

Jan --- Dec Filings

	2015	2016	% Change	Trending
Civil	969	1,014	4.6%	▲
Criminal	1,243	1,376	10.7%	▲
Other	1,426	1,914	34.2%	▲
Total	3,638	4,304	18.3%	▲

	Jan	Feb	Mar	Apr	May	Jun	Jul	Aug	Sep	Oct	Nov	Dec	Thru Dec	% Change	Trending	Total
2015	324	266	325	276	258	273	337	264	316	282	336	381	3,638			3,638
2016	403	348	428	340	371	358	313	370	410	293	352	318	4,304	18.3%	▲	4,304

		Jan	Feb	Mar	Apr	May	Jun	Jul	Aug	Sep	Oct	Nov	Dec	Thru Dec	% Change	Trending	Total
Administrative Law	2015	-	-	-	-	-	1	1	-	-	1	-	1	4			4
	2016	-	-	-	-	-	-	-	-	-	-	2	-	2	-50.0%	▼	2
Capital Murder	2015	-	-	4	-	-	-	-	-	-	-	-	-	4			4
	2016	9	7	5	9	7	4	7	2	4	5	9	2	70			70
Contested Divorce	2015	8	11	6	2	8	6	6	11	6	3	8	5	80	14.3%	▲	80
	2016	3	5	3	2	7	4	9	9	1	3	3	3	52			52
Domestic and Family - Level 1	2015	2	4	3	1	2	1	-	1	2	5	2	3	26	-50.0%	▼	26
	2016	5	1	5	2	4	-	-	4	-	-	3	3	27			27
Domestic and Family - Level 2	2015	1	1	3	4	2	2	3	1	1	4	4	-	26	-3.7%	▼	26
	2016	-	3	2	1	2	1	1	1	1	-	1	-	13			13
General Civil - Level 1	2015	1	-	1	4	-	-	2	1	1	1	1	-	12	-7.7%	▼	12
	2016	18	8	8	12	12	15	12	12	13	9	18	10	147			147
General Civil - Level 2	2015	11	13	13	7	13	12	12	15	10	14	12	18	150	2.0%	▲	150
	2016	6	6	1	11	4	14	11	5	-	9	9	8	84			84
General Civil - Level 3	2015	5	9	7	6	5	11	5	4	12	9	4	8	85	1.2%	▲	85
	2016	123	101	129	94	82	83	112	107	116	91	112	235	1,385			1,385
Miscellaneous	2015	176	171	175	145	118	150	164	163	150	128	138	137	1,815	31.0%	▲	1,815
	2016	44	26	31	34	34	43	44	30	42	44	44	21	437			437
Misdemeanor	2015	37	25	42	59	40	41	25	49	53	23	47	34	475	8.7%	▲	475
	2016	51	39	66	52	57	49	74	29	69	52	78	45	661			661
Non-Capital Felonies and Related Matters	2015	80	58	86	51	86	54	22	59	99	46	69	40	750	13.5%	▲	750
	2016	29	47	44	29	14	23	34	37	44	28	31	27	387			387
Other	2015	49	29	48	40	54	42	52	35	41	26	37	45	498	28.7%	▲	498
	2016	10	9	8	19	16	15	13	14	10	10	10	13	147			147
Other Criminally Related Matters	2015	8	14	14	12	23	16	8	12	17	13	11	7	155	5.4%	▲	155
	2016	1	-	1	-	1	1	-	-	1	2	-	-	7			7
Probates/Wills and Trusts - Level 1	2015	1	1	-	-	-	-	1	-	-	1	3	1	8	14.3%	▲	8
	2016	-	1	3	2	1	4	3	1	1	2	6	2	26			26
Probates/Wills and Trusts - Level 2	2015	3	2	4	1	2	2	5	5	2	2	1	4	33	26.9%	▲	33
	2016	25	13	15	9	17	16	16	13	14	26	12	11	187			187
Uncontested Divorce	2015	21	10	26	8	18	21	8	14	16	18	13	16	189	1.1%	▲	189
	2016																

Court: Appomattox Circuit

Start/End Date: Jan-15 / Dec-16

2015 Average Month: 73

Jan-Dec 2015: 877

Filings Trending: ▲

Circuit/Court ID: 10

210011

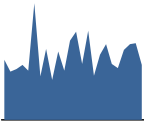
Type of Case: Filings

2016 Average Month:80

Jan-Dec 2016 : 964

Overall AVG. Month: 77

Monthly Summary



Jan 15-Dec 16

Totals

	2015	2016
Civil	180	167
Criminal	335	385
Other	362	412
Total	877	964

Jan --- Dec Filings

877

2015

964

2016

Jan --- Dec Filings

	2015	2016	% Change	Trending
Civil	180	167	-7.2%	▼
Criminal	335	385	14.9%	▲
Other	362	412	13.8%	▲
Total	877	964	9.9%	▲

	Jan	Feb	Mar	Apr	May	Jun	Jul	Aug	Sep	Oct	Nov	Dec	Thru Dec	% Change	Trending	Total
2015	72	58	61	66	59	140	52	85	48	82	59	95	877			877
2016	106	67	107	53	78	91	67	62	84	91	92	66	964	9.9%	▲	964

		Jan	Feb	Mar	Apr	May	Jun	Jul	Aug	Sep	Oct	Nov	Dec	Thru Dec	% Change	Trending	Total
Contested Divorce	2015	-	-	2	1	2	1	1	1	3	3	2	-	16			16
	2016	2	1	4	1	2	2	-	-	-	1	2	1	16	0.0%	↔	16
Domestic and Family - Level 1	2015	-	2	-	-	-	7	3	3	3	3	5	1	27			27
	2016	-	-	-	-	1	-	-	1	1	1	-	1	5	-81.5%	▼	5
Domestic and Family - Level 2	2015	-	-	-	-	2	3	-	1	-	-	2	-	8			8
	2016	-	-	2	-	1	-	1	3	-	2	-	-	9	12.5%	▲	9
General Civil - Level 1	2015	-	-	-	1	-	-	-	-	-	-	-	-	1			1
	2016	-	-	-	1	-	-	-	-	-	-	-	-	1	0.0%	↔	1
General Civil - Level 2	2015	2	-	1	2	2	-	1	-	1	-	-	2	11			11
	2016	-	5	1	3	4	-	1	2	-	2	4	1	23	109.1%	▲	23
General Civil - Level 3	2015	-	1	1	2	5	1	-	3	-	1	-	1	15			15
	2016	4	1	3	1	-	-	1	1	1	-	-	-	12	-20.0%	▼	12
Miscellaneous	2015	33	27	39	26	25	26	29	32	25	37	38	90	427			427
	2016	46	41	42	40	25	42	36	32	39	34	59	32	468	9.6%	▲	468
Misdemeanor	2015	7	1	1	2	3	8	2	4	2	8	2	-	40			40
	2016	10	2	14	-	4	10	5	1	6	7	2	7	68	70.0%	▲	68
Non-Capital Felonies and Related Matters	2015	27	24	13	28	11	90	12	38	11	25	4	1	284			284
	2016	39	12	30	1	33	33	18	19	27	39	16	15	282	-0.7%	▼	282
Other	2015	-	-	1	-	1	-	-	-	-	1	1	-	4			4
	2016	-	-	1	-	-	1	1	-	-	-	-	1	4	0.0%	↔	4
Other Criminally Related Matters	2015	-	1	1	-	6	-	-	-	1	1	1	-	11			11
	2016	5	2	5	-	4	1	1	-	5	3	7	3	36	227.3%	▲	36
Probates/Wills and Trusts - Lev	2016	-	-	-	-	1	-	-	-	-	1	-	1	3			3
Probates/Wills and Trusts - Level 2	2015	2	-	-	1	-	-	-	1	-	1	-	-	5			5
	2016	-	1	-	1	-	2	-	-	1	-	-	2	7	40.0%	▲	7
Uncontested Divorce	2015	1	2	2	3	2	4	4	2	2	2	4	-	28			28
	2016	-	2	5	5	3	-	3	3	4	1	2	2	30	7.1%	▲	30

Court: Buckingham Circuit

Start/End Date: Jan-15 / Dec-16

2015 Average Month: 67

Jan-Dec 2015: 808

Filings Trending: ▲

Circuit/Court ID: 10

210029

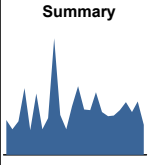
Type of Case: Filings

2016 Average Month:71

Jan-Dec 2016 : 848

Overall AVG. Month: 69

Monthly Summary



Jan 15-Dec 16

Totals

	2015	2016
Civil	170	190
Criminal	393	321
Other	245	337
Total	808	848

Jan --- Dec Filings

808

2015

848

2016

Jan --- Dec Filings

	2015	2016	% Change	Trending
Civil	170	190	11.8%	▲
Criminal	393	321	-18.3%	▼
Other	245	337	37.6%	▲
Total	808	848	5.0%	▲

	Jan	Feb	Mar	Apr	May	Jun	Jul	Aug	Sep	Oct	Nov	Dec	Thru Dec	% Change	Trending	Total
2015	52	38	50	100	37	92	38	55	175	60	38	73	808			808
2016	103	68	67	94	64	58	59	67	79	64	80	45	848	5.0%	▲	848

		Jan	Feb	Mar	Apr	May	Jun	Jul	Aug	Sep	Oct	Nov	Dec	Thru Dec	% Change	Trending	Total
Administrative Law	2015	-	-	-	-	-	-	-	1	-	-	-	-	1			1
	2016	-	-	-	-	-	1	-	-	-	-	-	-	1	0.0%	↔	1
Capital Murder	2015	-	-	-	-	-	1	-	-	-	-	-	-	1			1
	2016	-	-	-	-	-	-	-	-	-	-	-	-	-			-
Contested Divorce	2015	2	6	1	-	2	-	1	2	1	-	-	1	16			16
	2016	1	1	2	-	4	2	1	2	1	1	-	2	17	6.3%	▲	17
Domestic and Family - Level 1	2015	1	-	2	2	-	-	-	1	1	-	4	-	11			11
	2016	-	-	-	-	-	-	-	-	-	-	-	1	1	-90.9%	▼	1
Domestic and Family - Level 2	2016	2	1	-	2	-	-	2	-	-	1	1	2	11			11
	2016	-	-	-	-	-	-	-	-	-	1	-	-	1			1
General Civil - Level 1	2015	1	2	-	4	1	4	6	6	-	2	3	5	34			34
	2016	2	2	2	2	1	-	3	2	2	2	2	2	22	-35.3%	▼	22
General Civil - Level 3	2015	1	-	-	-	1	-	-	-	-	-	-	1	3			3
	2016	-	3	-	1	-	1	-	1	1	2	3	1	13	333.3%	▲	13
Miscellaneous	2015	15	21	26	30	17	29	25	22	21	36	22	40	304			304
	2016	45	43	46	23	31	34	30	37	33	36	32	25	415	36.5%	▲	415
Misdemeanor	2015	2	-	3	4	3	6	2	-	25	6	3	5	59			59
	2016	5	3	1	1	8	-	6	1	3	4	12	6	50	-15.3%	▼	50
Non-Capital Felonies and Related Matters	2015	28	8	12	55	8	45	1	19	123	9	4	17	329			329
	2016	43	12	13	60	15	15	15	19	35	13	28	3	271	-17.6%	▼	271
Other	2015	-	-	-	-	-	1	-	-	1	-	-	-	2			2
	2016	-	-	-	-	-	1	-	-	-	-	-	1	2	0.0%	↔	2
Other Criminally Related Matters	2015	-	-	-	1	-	-	-	-	1	2	-	-	4			4
	2016	-	-	-	1	-	-	-	-	1	-	-	-	2	-50.0%	▼	2
Probates/Wills and Trusts - Level 1	2015	-	-	-	-	-	1	-	-	-	-	-	-	1			1
	2016	-	-	-	-	-	-	-	1	-	-	-	-	1	0.0%	↔	1
Probates/Wills and Trusts - Level 2	2015	-	1	-	-	-	-	1	-	-	-	-	-	2			2
	2016	-	1	1	-	-	1	-	-	-	1	-	-	4	100.0%	▲	4
Uncontested Divorce	2015	2	-	6	4	5	5	2	4	2	5	2	4	41			41
	2016	5	2	2	4	5	3	2	4	3	3	2	2	37	-9.8%	▼	37

Court: Charlotte Circuit

Start/End Date: Jan-15 / Dec-16

2015 Average Month: 49

Jan-Dec 2015: 591

Filings Trending: ▲

Circuit/Court ID: 10

210037

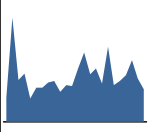
Type of Case: Filings

2016 Average Month:60

Jan-Dec 2016 : 718

Overall AVG. Month: 55

Monthly Summary




Jan 15-Dec 16

Totals

	2015	2016
Civil	174	137
Criminal	222	303
Other	195	278
Total	591	718

Jan --- Dec Filings



591 718

2015 2016

Jan --- Dec Filings

	2015	2016	% Change	Trending
Civil	174	137	-21.3%	▼
Criminal	222	303	36.5%	▲
Other	195	278	42.6%	▲
Total	591	718	21.5%	▲

	Jan	Feb	Mar	Apr	May	Jun	Jul	Aug	Sep	Oct	Nov	Dec	Thru Dec	% Change	Trending	Total
2015	29	125	50	58	28	41	41	47	49	36	44	43	591			591
2016	64	83	57	64	46	90	44	49	56	74	52	39	718	21.5%	▲	718

		Jan	Feb	Mar	Apr	May	Jun	Jul	Aug	Sep	Oct	Nov	Dec	Thru Dec	% Change	Trending	Total
Contested Divorce	2015	1	1	-	1	1	2	3	2	1	-	-	2	14			14
	2016	1	-	2	2	2	1	1	3	2	1	3	-	18	28.6%	▲	18
Domestic and Family - Level 1	2015	-	1	2	-	-	2	2	3	1	5	1	2	19			19
	2016	-	-	-	-	-	-	1	-	-	-	-	-	1	-94.7%	▼	1
Domestic and Family - Level 2	2015	-	-	1	1	1	-	1	-	4	1	-	2	11			11
	2016	1	-	2	1	-	2	-	-	-	-	-	-	6	-45.5%	▼	6
General Civil - Level 1	2015	-	-	-	-	-	-	1	-	-	-	-	-	1			1
	2016	-	-	-	-	-	-	-	-	-	-	-	-	-			-
General Civil - Level 2	2015	2	2	5	4	2	1	1	3	3	1	1	1	26			26
	2016	-	2	1	2	1	2	1	2	1	-	-	2	14	-46.2%	▼	14
General Civil - Level 3	2015	1	1	2	3	-	2	1	2	2	-	2	-	16			16
	2016	-	3	-	1	-	-	-	1	3	1	1	1	11	-31.3%	▼	11
Miscellaneous	2015	18	24	26	23	13	17	12	19	17	16	19	23	227			227
	2016	25	43	31	20	21	12	19	13	30	15	28	19	276	21.6%	▲	276
Misdemeanor	2015	-	7	2	2	4	4	1	3	6	3	6	2	40			40
	2016	3	7	6	2	-	4	1	3	4	2	2	5	39	-2.5%	▼	39
Non-Capital Felonies and Related Matters	2015	5	86	8	17	4	10	14	8	7	3	8	6	176			176
	2016	27	17	8	28	13	66	5	16	9	48	10	6	253	43.8%	▲	253
Other	2015	-	-	1	1	-	-	-	3	4	5	5	2	21			21
	2016	3	5	1	2	3	3	10	5	4	6	8	4	54	157.1%	▲	54
Other Criminally Related Matters	2015	-	-	1	3	1	-	-	-	-	1	-	1	7			7
	2016	1	2	2	3	2	-	-	-	-	-	-	1	11	57.1%	▲	11
Probates/Wills and Trusts - Lev	2015	-	-	-	-	-	-	1	-	-	-	-	-	1			1
Probates/Wills and Trusts - Level 2	2015	-	-	1	-	-	-	1	-	1	-	1	-	4			4
	2016	-	1	1	1	-	-	-	1	-	-	-	-	4	0.0%	↔	4
Uncontested Divorce	2015	2	3	1	3	2	3	4	4	3	1	1	2	29			29
	2016	3	3	3	2	4	-	5	5	3	1	-	1	30	3.4%	▲	30

Court: Cumberland Circuit

Start/End Date: Jan-15 / Dec-16

2015 Average Month: 37

Jan-Dec 2015: 443

Filings Trending: ▲

Circuit/Court ID: 10

210049


Type of Case: Filings

2016 Average Month:40

Jan-Dec 2016 : 485

Overall AVG. Month: 39

Monthly Summary



Jan 15-Dec 16

Totals

	2015	2016
Civil	87	81
Criminal	176	195
Other	180	209
Total	443	485

Jan --- Dec Filings

443

2015

485

2016

Jan --- Dec Filings

	2015	2016	% Change	Trending
Civil	87	81	-6.9%	▼
Criminal	176	195	10.8%	▲
Other	180	209	16.1%	▲
Total	443	485	9.5%	▲

	Jan	Feb	Mar	Apr	May	Jun	Jul	Aug	Sep	Oct	Nov	Dec	Thru Dec	% Change	Trending	Total
2015	41	28	36	46	29	54	30	31	29	45	25	49	443			443
2016	54	43	47	32	44	55	28	21	76	26	26	33	485	9.5%	▲	485

		Jan	Feb	Mar	Apr	May	Jun	Jul	Aug	Sep	Oct	Nov	Dec	Thru Dec	% Change	Trending	Total
Administrative Law	2016	-	1	1	-	-	-	-	-	-	-	-	-	2			2
Contested Divorce	2015	-	-	-	-	2	-	-	1	1	1	4	1	10			10
	2016	-	-	1	2	-	-	-	-	-	-	-	2	5	-50.0%	▼	5
Domestic and Family - Level 1	2015	1	-	1	2	-	2	-	2	-	1	-	1	10			10
	2016	-	-	-	-	-	-	1	-	-	-	-	-	1	-90.0%	▼	1
Domestic and Family - Level 2	2015	-	-	-	1	-	-	-	-	1	-	-	-	2			2
	2016	3	1	-	-	1	-	-	-	1	-	-	-	6	200.0%	▲	6
General Civil - Level 2	2015	-	2	-	1	2	1	1	-	-	2	2	-	11			11
	2016	1	1	4	-	1	-	1	-	3	2	-	-	13	18.2%	▲	13
General Civil - Level 3	2015	-	-	-	-	-	-	-	1	-	-	1	-	2			2
	2016	-	-	-	-	-	1	-	4	1	-	-	-	6	200.0%	▲	6
Miscellaneous	2015	17	12	15	24	9	10	14	19	13	30	14	28	205			205
	2016	39	25	28	20	22	15	16	10	23	11	20	11	240	17.1%	▲	240
Misdemeanor	2015	8	6	6	3	3	6	4	3	4	2	1	4	50			50
	2016	6	2	3	1	2	-	-	1	2	1	1	6	25	-50.0%	▼	25
Non-Capital Felonies and Related Matters	2015	11	3	11	12	11	34	9	3	8	5	3	13	123			123
	2016	3	-	10	8	12	36	7	6	41	11	4	13	151	22.8%	▲	151
Other	2015	1	-	-	-	-	-	-	-	-	1	-	-	2			2
	2016	2	-	-	-	1	1	-	-	-	-	-	-	4	100.0%	▲	4
Other Criminally Related Matters	2015	1	1	-	1	1	-	-	-	-	-	-	-	4			4
	2016	-	11	-	-	2	1	-	-	4	-	-	1	19	375.0%	▲	19
Probates/Wills and Trusts - Lev	2016	-	-	-	-	-	-	-	-	-	1	-	-	1			1
Probates/Wills and Trusts - Lev	2015	-	1	-	-	-	-	-	-	1	3	-	-	5			5
Protective Orders	2015	1	-	-	-	-	-	-	-	-	-	-	-	1			1
Uncontested Divorce	2015	1	3	3	2	1	1	2	2	1	-	-	2	18			18
	2016	-	2	-	1	3	1	3	-	1	-	1	-	12	-33.3%	▼	12

Court: Halifax Circuit

Start/End Date: Jan-15 / Dec-16

2015 Average Month: 199

Jan-Dec 2015: 2,391

Filings Trending: ▼

Circuit/Court ID: 10

210083


Type of Case: Filings

2016 Average Month: 191

Jan-Dec 2016 : 2,293

Overall AVG. Month: 195

Monthly Summary



Jan 15-Dec 16

Totals

	2015	2016
Civil	569	434
Criminal	1,086	970
Other	736	888
S	0	1
Total	2,391	2,293

Jan --- Dec Filings

2,391

2015

2,293

2016

Jan --- Dec Filings

	2015	2016	% Change	Trending
Civil	569	434	-23.7%	▼
Criminal	1,086	970	-10.7%	▼
Other	736	888	20.7%	▲
S	-	1	-	↔
Total	2,391	2,293	-4.1%	▼

	Jan	Feb	Mar	Apr	May	Jun	Jul	Aug	Sep	Oct	Nov	Dec	Thru Dec	% Change	Trending	Total
2015	280	143	297	144	190	139	246	239	172	135	161	245	2,391			2,391
2016	158	270	229	190	195	172	167	206	160	154	175	217	2,293	-4.1%	▼	2,293

		Jan	Feb	Mar	Apr	May	Jun	Jul	Aug	Sep	Oct	Nov	Dec	Thru Dec	% Change	Trending	Total
Administrative Law	2015	-	-	2	-	-	-	-	-	-	-	-	-	2			2
	2016	-	-	-	-	-	1	-	-	-	-	-	-	1	-50.0%	▼	1
Capital Murder	2015	-	-	-	-	-	-	-	-	-	-	1	-	1			1
	2016	-	-	-	-	-	-	-	-	-	-	-	-	-			-
Contested Divorce	2015	3	6	8	3	7	7	6	9	5	4	4	4	66			66
	2016	4	2	7	4	4	9	4	2	3	2	5	2	48	-27.3%	▼	48
Domestic and Family - Level 1	2015	1	2	1	3	4	1	4	9	1	3	4	5	38			38
	2016	1	-	-	2	2	1	3	1	1	-	-	1	12	-68.4%	▼	12
Domestic and Family - Level 2	2015	-	-	4	1	-	-	1	-	1	2	1	1	11			11
	2016	-	1	-	2	-	1	-	-	3	2	1	-	10	-9.1%	▼	10
General Civil - Level 1	2015	-	2	1	-	-	2	-	1	-	-	-	1	7			7
	2016	-	-	-	-	1	-	-	-	-	-	-	-	1	-85.7%	▼	1
General Civil - Level 2	2015	3	4	5	6	1	4	6	3	3	2	3	3	43			43
	2016	3	6	2	3	2	9	5	3	2	4	6	6	51	18.6%	▲	51
General Civil - Level 3	2015	3	1	5	6	7	3	8	3	3	1	1	4	45			45
	2016	-	12	11	3	9	4	1	2	4	5	3	5	59	31.1%	▲	59
Miscellaneous	2015	76	68	122	55	38	60	71	53	81	59	50	109	842			842
	2016	58	117	96	87	54	67	57	61	77	58	77	69	878	4.3%	▲	878
Misdemeanor	2015	49	10	32	16	35	14	45	39	21	16	28	36	341			341
	2016	19	32	31	18	34	20	39	24	19	17	16	20	289	-15.2%	▼	289
Non-Capital Felonies and Related Matters	2015	127	15	96	20	78	15	77	100	32	27	53	71	711			711
	2016	56	71	58	41	72	35	34	81	18	50	38	87	641	-9.8%	▼	641
Other	2015	2	10	7	15	9	4	4	5	6	7	1	-	70			70
	2016	5	12	5	6	5	11	14	13	19	7	9	15	121	72.9%	▲	121
Other Criminally Related Matters	2015	5	2	3	1	3	5	6	4	5	1	4	1	40			40
	2016	2	2	3	5	5	3	3	5	3	3	5	2	41	2.5%	▲	41
Probates/Wills and Trusts - Level 1	2015	-	1	-	-	-	-	-	-	-	-	-	-	1			1
	2016	-	1	1	-	-	1	-	1	-	-	-	1	5	400.0%	▲	5
Probates/Wills and Trusts - Level 2	2015	-	-	2	1	-	2	5	-	-	3	2	2	17			17
	2016	2	1	2	1	1	3	-	2	1	-	1	1	15	-11.8%	▼	15
Uncontested Divorce	2015	11	22	9	17	8	22	13	13	14	10	10	8	157			157
	2016	8	13	13	18	6	7	7	11	10	6	13	8	120	-23.6%	▼	120

Court: Lunenburg Circuit

Start/End Date: Jan-15 / Dec-16

2015 Average Month: 50

Jan-Dec 2015: 601

Filings Trending: ▼

Circuit/Court ID: 10

210111


Type of Case: Filings

2016 Average Month:44

Jan-Dec 2016 : 532

Overall AVG. Month: 47

Monthly Summary



Jan 15-Dec 16

Totals

	2015	2016
Civil	105	134
Criminal	298	175
Other	198	223
Total	601	532

Jan --- Dec Filings

601

2015

532

2016

Jan --- Dec Filings

	2015	2016	% Change	Trending
Civil	105	134	27.6%	▲
Criminal	298	175	-41.3%	▼
Other	198	223	12.6%	▲
Total	601	532	-11.5%	▼

	Jan	Feb	Mar	Apr	May	Jun	Jul	Aug	Sep	Oct	Nov	Dec	Thru Dec	% Change	Trending	Total
2015	40	103	45	46	32	40	49	52	44	54	28	68	601			601
2016	60	40	58	33	32	31	42	67	30	66	39	34	532	-11.5%	▼	532

		Jan	Feb	Mar	Apr	May	Jun	Jul	Aug	Sep	Oct	Nov	Dec	Thru Dec	% Change	Trending	Total
Administrative Law	2016	-	-	-	-	-	1	1	-	-	-	-	-	2			2
Contested Divorce	2015	-	-	1	1	1	1	-	1	1	1	1	1	9			9
	2016	-	-	-	2	1	1	-	2	1	2	-	-	9	0.0%	↔	9
Domestic and Family - Level 1	2016	-	-	-	1	-	-	1	1	1	1	-	-	5			5
Domestic and Family - Level 2	2015	-	1	-	-	1	-	-	-	2	-	-	-	4			4
	2016	2	1	3	3	1	-	1	4	1	2	-	-	18	350.0%	▲	18
General Civil - Level 1	2015	-	-	-	-	-	1	-	1	-	-	-	-	2			2
General Civil - Level 2	2015	-	-	1	-	1	-	-	3	-	1	-	1	7			7
	2016	-	1	1	1	1	-	1	9	-	-	1	1	16	128.6%	▲	16
General Civil - Level 3	2015	-	1	2	-	1	-	-	5	3	1	-	3	16			16
	2016	-	-	-	1	1	1	-	7	1	1	1	-	13	-18.8%	▼	13
Miscellaneous	2015	29	23	16	12	14	15	25	18	28	12	18	32	242			242
	2016	29	28	32	14	17	14	22	18	22	37	19	22	274	13.2%	▲	274
Misdemeanor	2015	-	2	3	3	2	3	4	6	5	12	2	3	45			45
	2016	8	-	6	3	1	-	3	2	1	6	4	3	37	-17.8%	▼	37
Non-Capital Felonies and Related Matters	2015	10	70	21	26	11	19	17	15	3	25	4	26	247			247
	2016	18	8	13	7	8	12	13	18	3	15	13	6	134	-45.7%	▼	134
Other Criminally Related Matters	2015	-	-	-	-	-	1	1	1	1	-	1	1	6			6
	2016	-	-	2	-	-	-	-	2	-	1	-	-	5	-16.7%	▼	5
Uncontested Divorce	2015	1	6	1	4	1	-	2	2	1	2	2	1	23			23
	2016	3	2	1	1	2	2	-	4	-	1	1	2	19	-17.4%	▼	19

Court: Mecklenburg Circuit

Start/End Date: Jan-15 / Dec-16

2015 Average Month: 244

Jan-Dec 2015: 2,933

Filings Trending: ▼

Circuit/Court ID: 10

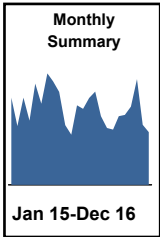
210117

Type of Case: Filings

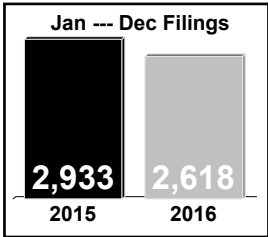
2016 Average Month:218

Jan-Dec 2016 : 2,618

Overall AVG. Month: 231



Totals		
	2015	2016
Civil	437	459
Criminal	1,930	1,575
Other	566	584
Total	2,933	2,618



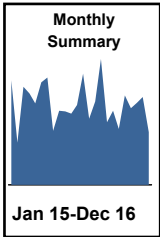
Jan --- Dec Filings				
	2015	2016	% Change	Trending
Civil	437	459	5.0%	▲
Criminal	1,930	1,575	-18.4%	▼
Other	566	584	3.2%	▲
Total	2,933	2,618	-10.7%	▼

	Jan	Feb	Mar	Apr	May	Jun	Jul	Aug	Sep	Oct	Nov	Dec	Thru Dec	% Change	Trending	Total
2015	262	176	262	193	304	243	335	311	279	179	150	239	2,933			2,933
2016	228	261	280	206	171	166	206	210	235	317	180	158	2,618	-10.7%	▼	2,618

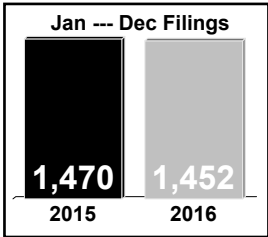
		Jan	Feb	Mar	Apr	May	Jun	Jul	Aug	Sep	Oct	Nov	Dec	Thru Dec	% Change	Trending	Total
Administrative Law	2016	-	-	-	-	-	2	1	1	-	-	2	1	7			7
Capital Murder	2015	-	-	-	-	-	1	-	-	-	-	-	-	1			1
Contested Divorce	2015	2	9	6	3	7	2	3	2	6	2	-	2	44			44
	2016	1	8	6	5	5	6	3	9	9	6	8	3	69	56.8%	▲	69
Domestic and Family - Level 1	2015	3	4	2	-	9	6	-	5	6	3	3	1	42			42
	2016	1	-	-	-	-	-	1	-	-	-	-	-	2	-95.2%	▼	2
Domestic and Family - Level 2	2015	-	-	-	-	1	1	-	1	-	-	1	1	5			5
	2016	1	-	3	2	-	-	1	1	2	1	1	-	12	140.0%	▲	12
General Civil - Level 1	2015	-	-	1	1	-	-	-	-	-	1	1	-	4			4
	2016	-	1	-	-	-	-	-	-	-	-	-	-	1	-75.0%	▼	1
General Civil - Level 2	2015	1	3	4	3	4	4	2	5	4	3	2	3	38			38
	2016	2	2	2	2	3	3	3	2	2	2	4	1	28	-26.3%	▼	28
General Civil - Level 3	2015	-	-	2	3	5	4	1	3	43	1	2	2	66			66
	2016	2	1	3	1	3	1	1	5	-	54	1	-	72	9.1%	▲	72
Miscellaneous	2015	66	56	62	44	49	41	49	42	48	63	37	98	655			655
	2016	68	73	72	75	49	53	48	53	58	60	41	38	688	5.0%	▲	688
Misdemeanor	2015	18	6	31	15	34	24	24	22	34	19	22	21	270			270
	2016	35	31	20	16	20	22	15	19	33	26	10	21	268	-0.7%	▼	268
Non-Capital Felonies and Related Matters	2015	153	87	137	113	182	142	240	213	120	66	70	97	1,620			1,620
	2016	102	118	156	91	76	65	117	104	113	154	100	81	1,277	-21.2%	▼	1,277
Other	2015	2	2	2	-	1	1	4	-	-	1	-	2	15			15
	2016	2	4	-	2	-	2	4	1	1	2	-	1	19	26.7%	▲	19
Other Criminally Related Matters	2015	4	1	2	1	2	9	1	6	2	3	2	8	41			41
	2016	3	4	2	2	4	2	3	7	5	2	2	-	36	-12.2%	▼	36
Probates/Wills and Trusts - Level 2	2015	1	-	2	-	1	-	1	3	-	1	-	-	9			9
	2016	-	3	-	-	1	-	1	-	1	1	2	-	9	0.0%	↔	9
Protective Orders	2015	-	-	-	-	-	-	-	1	1	-	-	-	2			2
Uncontested Divorce	2015	12	8	11	10	9	8	10	8	15	16	10	4	121			121
	2016	11	16	16	10	10	10	8	8	11	9	9	12	130	7.4%	▲	130

Court: Prince Edward Circuit
Start/End Date: Jan-15 / Dec-16
2015 Average Month: 123
Jan-Dec 2015: 1,470
Filings Trending: ⇄

Circuit/Court ID: 10
210147
Type of Case: Filings
2016 Average Month: 121
Jan-Dec 2016 : 1,452
Overall AVG. Month: 122



Totals		
	2015	2016
Civil	283	237
Criminal	902	899
Other	285	316
Total	1,470	1,452



Jan --- Dec Filings				
	2015	2016	% Change	Trending
Civil	283	237	-16.3%	▼
Criminal	902	899	-	↔
Other	285	316	10.9%	▲
Total	1,470	1,452	-1.2%	▼

	Jan	Feb	Mar	Apr	May	Jun	Jul	Aug	Sep	Oct	Nov	Dec	Thru Dec	% Change	Trending	Total
2015	157	63	147	137	122	154	161	81	111	110	107	120	1,470			1,470
2016	167	99	125	189	94	111	84	134	115	123	132	79	1,452	-1.2%	▼	1,452

		Jan	Feb	Mar	Apr	May	Jun	Jul	Aug	Sep	Oct	Nov	Dec	Thru Dec	% Change	Trending	Total
Administrative Law	2015	-	-	1	-	-	-	-	-	-	2	-	-	3			3
Contested Divorce	2015	3	3	1	2	1	1	2	2	3	1	-	-	19			19
	2016	5	3	3	1	3	1	-	2	-	2	2	-	22	15.8%	▲	22
Domestic and Family - Level 1	2015	-	-	-	-	-	2	3	-	4	4	-	11	24			24
	2016	-	-	-	-	-	-	-	-	1	-	-	-	1	-95.8%	▼	1
Domestic and Family - Level 2	2015	-	-	-	-	1	-	-	-	-	-	1	1	3			3
	2016	2	-	1	-	1	-	-	-	-	-	1	-	5	66.7%	▲	5
General Civil - Level 1	2015	-	-	-	-	-	1	-	-	1	-	3	1	6			6
	2016	-	-	-	-	-	-	2	-	-	-	-	-	2	-66.7%	▼	2
General Civil - Level 2	2015	2	2	2	-	5	6	5	-	-	1	5	-	28			28
	2016	3	2	2	1	6	3	4	4	-	1	1	4	31	10.7%	▲	31
General Civil - Level 3	2015	1	2	1	1	1	-	1	3	2	-	1	1	14			14
	2016	1	1	1	-	-	2	2	-	5	3	4	3	22	57.1%	▲	22
Miscellaneous	2015	42	22	42	24	31	31	27	30	28	35	26	71	409			409
	2016	54	45	36	37	25	29	36	20	23	49	30	29	413	1.0%	▲	413
Misdemeanor	2015	26	4	23	12	13	21	33	9	10	13	9	12	185			185
	2016	12	21	26	18	11	13	11	25	16	9	21	11	194	4.9%	▲	194
Non-Capital Felonies and Related Matters	2015	76	30	65	92	65	78	84	28	61	52	47	21	699			699
	2016	78	22	44	127	43	53	23	72	68	58	66	27	681	-2.6%	▼	681
Other	2015	-	-	-	-	-	-	-	1	-	-	-	1	2			2
	2016	-	-	1	-	-	-	2	-	-	-	-	-	3	50.0%	▲	3
Other Criminally Related Matters	2015	2	-	2	1	1	2	2	4	-	-	4	-	18			18
	2016	4	-	5	-	3	5	-	4	1	-	2	4	28	55.6%	▲	28
Probates/Wills and Trusts - Level 2	2015	-	-	2	1	1	1	2	-	-	-	1	-	8			8
	2016	2	1	-	1	-	1	-	5	-	-	-	1	11	37.5%	▲	11
Protective Orders	2015	-	-	-	-	-	-	-	-	-	-	2	-	2			2
Uncontested Divorce	2015	5	-	8	4	3	11	2	4	2	2	8	1	50			50
	2016	6	4	6	4	2	4	4	2	1	1	5	-	39	-22.0%	▼	39

Court: Amelia Circuit

Start/End Date: Jan-15 / Dec-16

2015 Average Month: 67

Jan-Dec 2015: 798

Filings Trending: ▼

Circuit/Court ID: 11

211007

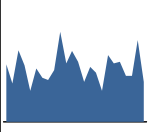
Type of Case: Filings

2016 Average Month:63

Jan-Dec 2016 : 760

Overall AVG. Month: 65

Monthly Summary



Jan 15-Dec 16

Totals

	2015	2016
Civil	121	107
Criminal	333	274
Other	344	379
Total	798	760

Jan --- Dec Filings

798

760

2015

2016

Jan --- Dec Filings

	2015	2016	% Change	Trending
Civil	121	107	-11.6%	▼
Criminal	333	274	-17.7%	▼
Other	344	379	10.2%	▲
Total	798	760	-4.8%	▼

	Jan	Feb	Mar	Apr	May	Jun	Jul	Aug	Sep	Oct	Nov	Dec	Thru Dec	% Change	Trending	Total
2015	69	46	86	68	37	64	53	50	62	108	70	85	798			798
2016	72	48	66	59	37	80	70	72	55	55	98	48	760	-4.8%	▼	760

		Jan	Feb	Mar	Apr	May	Jun	Jul	Aug	Sep	Oct	Nov	Dec	Thru Dec	% Change	Trending	Total
Contested Divorce	2015	-	-	3	1	-	-	1	-	4	-	-	-	9			9
	2016	-	1	1	1	1	2	-	2	1	3	1	-	13	44.4%	▲	13
Domestic and Family - Level 1	2015	1	2	5	2	1	-	-	1	-	2	2	-	16			16
	2016	-	-	-	-	-	2	-	-	-	-	-	-	2	-87.5%	▼	2
Domestic and Family - Level 2	2015	1	-	1	-	1	2	-	1	-	-	-	1	7			7
	2016	-	-	-	-	-	-	-	-	-	-	-	1	1	-85.7%	▼	1
General Civil - Level 1	2015	-	-	-	-	-	1	-	-	1	1	-	-	3			3
General Civil - Level 2	2015	4	1	2	2	-	1	2	1	1	-	1	-	15			15
	2016	-	-	2	-	-	1	2	2	3	-	1	1	12	-20.0%	▼	12
General Civil - Level 3	2015	1	2	-	1	1	-	2	-	-	1	1	-	9			9
	2016	-	-	-	-	-	-	-	1	-	1	1	-	3	-66.7%	▼	3
Miscellaneous	2015	47	22	32	22	14	30	26	28	26	23	38	56	364			364
	2016	44	32	36	32	18	28	40	28	39	28	47	25	397	9.1%	▲	397
Misdemeanor	2015	8	2	2	8	8	5	7	9	10	5	9	4	77			77
	2016	10	2	10	10	5	6	6	6	4	-	13	7	79	2.6%	▲	79
Non-Capital Felonies and Related Matters	2015	3	10	36	31	8	10	13	6	13	69	15	18	232			232
	2016	17	6	14	13	3	32	15	22	6	12	27	8	175	-24.6%	▼	175
Other	2015	2	2	-	-	1	6	-	-	-	1	-	1	13			13
	2016	-	1	1	2	5	4	-	4	-	8	-	-	25	92.3%	▲	25
Other Criminally Related Matters	2015	1	-	3	-	2	4	-	3	4	3	2	2	24			24
	2016	1	3	1	-	3	1	2	5	1	-	3	-	20	-16.7%	▼	20
Probates/Wills and Trusts - Level 2	2015	-	-	1	-	-	1	-	-	-	-	-	-	2			2
	2016	-	-	1	-	-	-	-	-	-	-	-	-	1	-50.0%	▼	1
Uncontested Divorce	2015	1	5	1	1	1	4	2	1	3	3	2	3	27			27
	2016	-	3	-	1	2	4	5	2	1	3	5	6	32	18.5%	▲	32

Court: Dinwiddie Circuit

Start/End Date: Jan-15 / Dec-16

2015 Average Month: 137

Jan-Dec 2015: 1,640

Filings Trending: ↔

Circuit/Court ID: 11

211053


Type of Case: Filings

2016 Average Month: 134

Jan-Dec 2016 : 1,608

Overall AVG. Month: 135

Monthly Summary



Jan 15-Dec 16

Totals

	2015	2016
Civil	414	419
Criminal	678	646
Other	548	543
Total	1,640	1,608

Jan --- Dec Filings

1,640

2015

1,608

2016

Jan --- Dec Filings

	2015	2016	% Change	Trending
Civil	414	419	1.2%	▲
Criminal	678	646	-4.7%	▼
Other	548	543	-0.9%	▼
Total	1,640	1,608	-2.0%	▼

	Jan	Feb	Mar	Apr	May	Jun	Jul	Aug	Sep	Oct	Nov	Dec	Thru Dec	% Change	Trending	Total
2015	149	118	162	153	143	134	152	124	92	136	133	144	1,640			1,640
2016	128	142	173	118	91	99	141	129	183	116	142	146	1,608	-2.0%	▼	1,608

		Jan	Feb	Mar	Apr	May	Jun	Jul	Aug	Sep	Oct	Nov	Dec	Thru Dec	% Change	Trending	Total
Administrative Law	2015	1	-	-	1	-	1	1	1	-	-	-	-	5			5
	2016	-	-	1	-	-	-	1	3	1	-	1	3	10	100.0%	▲	10
Capital Murder	2015	-	1	-	-	-	-	-	-	-	-	-	-	1			1
Contested Divorce	2015	1	2	1	1	4	5	5	-	1	1	2	5	28			28
	2016	3	3	2	4	3	4	3	2	5	1	2	1	33	17.9%	▲	33
Domestic and Family - Level 1	2015	-	2	7	2	5	4	1	-	4	8	3	3	39			39
	2016	-	-	4	-	-	1	1	3	1	1	-	-	11	-71.8%	▼	11
Domestic and Family - Level 2	2015	2	1	4	-	-	3	1	2	2	1	2	2	20			20
	2016	2	-	-	1	1	1	39	5	2	3	-	2	56	180.0%	▲	56
General Civil - Level 1	2016	-	3	1	1	-	-	1	-	-	-	-	-	6			6
General Civil - Level 2	2015	3	-	7	2	2	7	3	6	5	4	3	3	45			45
	2016	1	3	7	3	8	2	2	6	1	2	2	2	39	-13.3%	▼	39
General Civil - Level 3	2015	6	5	4	4	12	6	2	11	7	5	21	-	83			83
	2016	9	4	1	3	3	7	4	10	7	4	1	3	56	-32.5%	▼	56
Miscellaneous	2015	58	59	60	48	44	51	53	46	44	56	48	92	659			659
	2016	67	69	89	51	37	26	50	51	64	55	56	60	675	2.4%	▲	675
Misdemeanor	2015	25	10	16	23	25	22	16	11	6	20	18	11	203			203
	2016	8	19	22	20	14	20	16	13	19	16	20	15	202	-0.5%	▼	202
Non-Capital Felonies and Related Matters	2015	36	30	52	56	34	26	65	36	14	26	25	18	418			418
	2016	30	30	38	30	14	24	19	21	79	20	52	52	409	-2.2%	▼	409
Other	2015	1	1	-	-	-	-	-	-	1	-	1	-	4			4
	2016	-	-	-	-	-	1	-	-	1	2	-	1	5	25.0%	▲	5
Other Criminally Related Matters	2015	5	4	4	8	5	4	3	5	3	8	5	4	58			58
	2016	1	1	3	2	3	7	1	7	1	5	3	2	36	-37.9%	▼	36
Probates/Wills and Trusts - Lev	2016	-	-	-	-	-	-	-	-	-	-	1	-	1			1
Probates/Wills and Trusts - Level 2	2015	1	-	1	-	1	-	-	3	1	-	-	-	7			7
	2016	1	-	-	1	-	-	-	1	-	-	-	-	3	-57.1%	▼	3
Uncontested Divorce	2015	10	3	6	8	11	5	2	3	4	7	5	6	70			70
	2016	6	10	5	2	8	6	4	7	2	7	4	5	66	-5.7%	▼	66

Court: Nottoway Circuit

Start/End Date: Jan-15 / Dec-16

2015 Average Month: 65

Jan-Dec 2015: 775

Filings Trending: ▲

Circuit/Court ID: 11

211135


Type of Case: Filings

2016 Average Month:75

Jan-Dec 2016 : 899

Overall AVG. Month: 70

Monthly Summary



Jan 15-Dec 16

Totals

	2015	2016
Civil	207	184
Criminal	319	439
Other	249	276
Total	775	899

Jan --- Dec Filings

775

2015

899

2016

Jan --- Dec Filings

	2015	2016	% Change	Trending
Civil	207	184	-11.1%	▼
Criminal	319	439	37.6%	▲
Other	249	276	10.8%	▲
Total	775	899	16.0%	▲

	Jan	Feb	Mar	Apr	May	Jun	Jul	Aug	Sep	Oct	Nov	Dec	Thru Dec	% Change	Trending	Total
2015	41	50	68	43	60	56	73	98	89	55	84	58	775			775
2016	73	71	84	55	83	55	206	63	80	36	50	43	899	16.0%	▲	899

		Jan	Feb	Mar	Apr	May	Jun	Jul	Aug	Sep	Oct	Nov	Dec	Thru Dec	% Change	Trending	Total
Administrative Law	2015	-	-	-	-	-	-	-	-	1	-	1	-	2			2
	2016	-	-	-	-	-	-	1	-	2	-	-	-	3	50.0%	▲	3
Contested Divorce	2015	1	1	1	2	1	-	1	-	2	1	1	3	14			14
	2016	-	1	-	2	-	-	3	2	1	-	1	2	12	-14.3%	▼	12
Domestic and Family - Level 1	2015	1	2	-	3	2	2	2	-	-	1	1	4	18			18
	2016	-	-	-	1	-	-	-	-	-	2	-	-	3	-83.3%	▼	3
Domestic and Family - Level 2	2015	-	1	-	-	-	-	-	1	-	-	-	-	2			2
	2016	-	-	-	3	-	-	-	-	-	-	-	-	3	50.0%	▲	3
General Civil - Level 1	2015	-	1	-	-	-	-	-	-	-	-	-	1	2			2
	2016	-	-	-	-	-	-	-	1	-	1	-	-	2	0.0%	↔	2
General Civil - Level 2	2015	2	1	-	5	2	1	3	4	3	3	1	-	25			25
	2016	1	1	3	5	1	4	2	2	2	-	1	4	26	4.0%	▲	26
General Civil - Level 3	2015	2	2	4	1	-	3	-	15	1	8	3	2	41			41
	2016	-	4	5	2	1	5	4	12	3	3	1	-	40	-2.4%	▼	40
Miscellaneous	2015	23	14	43	15	16	30	24	28	24	23	27	33	300			300
	2016	50	43	33	25	21	15	30	18	33	18	29	16	331	10.3%	▲	331
Misdemeanor	2015	2	4	3	1	2	4	12	14	17	4	11	2	76			76
	2016	2	4	7	5	13	11	128	4	15	1	2	8	200	163.2%	▲	200
Non-Capital Felonies and Related Matters	2015	7	15	9	11	29	8	18	27	32	10	35	11	212			212
	2016	17	8	31	7	43	17	33	14	17	9	13	10	219	3.3%	▲	219
Other	2015	-	1	1	1	3	-	6	1	2	-	-	-	15			15
	2016	-	-	2	1	-	1	4	2	-	-	-	-	10	-33.3%	▼	10
Other Criminally Related Matters	2015	-	5	1	1	2	3	5	6	2	1	3	2	31			31
	2016	1	3	1	2	3	1	1	4	6	-	2	1	25	-19.4%	▼	25
Probates/Wills and Trusts - Level 2	2015	-	-	-	-	-	-	-	1	1	-	-	-	2			2
	2016	-	3	-	-	1	-	-	1	-	-	1	1	7	250.0%	▲	7
Uncontested Divorce	2015	3	3	6	3	3	5	2	1	4	4	1	-	35			35
	2016	2	4	2	2	-	1	-	3	1	2	-	1	18	-48.6%	▼	18

Court: Powhatan Circuit

Start/End Date: Jan-15 / Dec-16

2015 Average Month: 109

Jan-Dec 2015: 1,309

Filings Trending: ▲

Circuit/Court ID: 11

211145

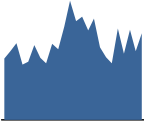
Type of Case: Filings

2016 Average Month:123

Jan-Dec 2016 : 1,481

Overall AVG. Month: 116

Monthly Summary



Jan 15-Dec 16

Totals

	2015	2016
Civil	285	304
Criminal	316	310
Other	708	867
Total	1,309	1,481

Jan --- Dec Filings

1,309

2015

1,481

2016

Jan --- Dec Filings

	2015	2016	% Change	Trending
Civil	285	304	6.7%	▲
Criminal	316	310	-1.9%	▼
Other	708	867	22.5%	▲
Total	1,309	1,481	13.1%	▲

	Jan	Feb	Mar	Apr	May	Jun	Jul	Aug	Sep	Oct	Nov	Dec	Thru Dec	% Change	Trending	Total
2015	92	103	115	83	87	112	93	85	114	106	140	179	1,309			1,309
2016	148	155	134	152	109	94	85	137	99	135	103	130	1,481	13.1%	▲	1,481

		Jan	Feb	Mar	Apr	May	Jun	Jul	Aug	Sep	Oct	Nov	Dec	Thru Dec	% Change	Trending	Total
Administrative Law	2016	1	-	-	-	-	-	-	-	-	-	-	-	1			1
Contested Divorce	2015	1	5	6	4	5	2	1	3	2	2	3	2	36			36
	2016	2	2	4	2	4	2	3	4	2	3	2	5	35	-2.8%	▼	35
Domestic and Family - Level 1	2015	-	-	-	-	-	-	2	1	2	3	4	4	16			16
Domestic and Family - Level 2	2015	1	-	-	1	-	-	4	1	3	1	2	-	13			13
	2016	-	-	-	-	-	1	-	1	-	-	-	-	2	-84.6%	▼	2
General Civil - Level 1	2015	-	-	1	-	-	-	-	-	-	-	-	-	1			1
	2016	-	-	-	-	-	-	-	-	1	-	1	-	2	100.0%	▲	2
General Civil - Level 2	2015	6	6	7	2	3	2	8	5	5	2	6	4	56			56
	2016	3	2	2	3	5	11	4	4	8	2	2	3	49	-12.5%	▼	49
General Civil - Level 3	2015	2	3	1	2	2	1	1	1	1	2	-	1	17			17
	2016	6	1	-	2	-	3	-	2	3	16	3	-	36	111.8%	▲	36
Miscellaneous	2015	64	58	68	45	53	58	54	57	59	65	74	135	790			790
	2016	108	117	106	96	52	54	58	78	62	82	71	84	968	22.5%	▲	968
Misdemeanor	2015	2	11	5	1	8	5	3	2	5	5	9	6	62			62
	2016	2	2	7	6	5	1	2	8	4	7	5	6	55	-11.3%	▼	55
Non-Capital Felonies and Related Matters	2015	13	14	15	18	13	32	13	8	21	17	33	23	220			220
	2016	22	19	3	34	28	14	11	24	12	18	11	19	215	-2.3%	▼	215
Other	2016	-	2	-	-	-	-	-	-	-	2	-	-	4			4
Other Criminally Related Matters	2015	1	2	3	3	-	6	-	2	10	1	5	1	34			34
	2016	-	3	3	5	2	4	3	9	3	1	5	5	43	26.5%	▲	43
Probates/Wills and Trusts - Lev	2016	-	-	-	-	1	-	1	-	1	-	-	-	3			3
Probates/Wills and Trusts - Level 2	2015	-	-	-	-	-	-	2	3	-	-	-	-	5			5
	2016	1	-	1	1	3	-	-	-	-	1	1	1	9	80.0%	▲	9
Uncontested Divorce	2015	2	4	9	7	3	6	5	2	6	8	4	3	59			59
	2016	3	7	8	3	9	4	3	7	3	3	2	7	59	0.0%	↔	59

Court: Petersburg Circuit

Start/End Date: Jan-15 / Dec-16

2015 Average Month: 177

Jan-Dec 2015: 2,127

Filings Trending: ▲

Circuit/Court ID: 11

211730


Type of Case: Filings

2016 Average Month:190

Jan-Dec 2016 : 2,274

Overall AVG. Month: 183

Monthly Summary




Jan 15-Dec 16

Totals

	2015	2016
Civil	636	676
Criminal	1,271	1,355
Other	220	243
Total	2,127	2,274

Jan --- Dec Filings



2,127 2,274

2015 2016

Jan --- Dec Filings

	2015	2016	% Change	Trending
Civil	636	676	6.3%	▲
Criminal	1,271	1,355	6.6%	▲
Other	220	243	10.5%	▲
Total	2,127	2,274	6.9%	▲

	Jan	Feb	Mar	Apr	May	Jun	Jul	Aug	Sep	Oct	Nov	Dec	Thru Dec	% Change	Trending	Total
2015	121	142	231	194	180	191	165	173	162	215	161	192	2,127			2,127
2016	156	243	220	196	181	201	197	198	151	171	159	201	2,274	6.9%	▲	2,274

		Jan	Feb	Mar	Apr	May	Jun	Jul	Aug	Sep	Oct	Nov	Dec	Thru Dec	% Change	Trending	Total
Administrative Law	2015	1	1	-	4	1	2	-	-	1	1	-	2	13			13
	2016	-	-	1	-	1	2	-	1	2	2	-	1	10	-23.1%	▼	10
Capital Murder	2015	-	-	-	-	-	-	6	-	-	-	-	-	6			6
	2016	1	4	3	4	4	9	6	2	2	3	2	1	41			41
Contested Divorce	2015	1	3	10	3	5	5	5	1	4	4	1	1	43	4.9%	▲	43
	2016	1	3	10	3	5	5	5	1	4	4	1	1	43	4.9%	▲	43
Domestic and Family - Level 1	2015	1	2	4	3	8	13	6	6	6	5	3	4	61			61
	2016	2	-	-	-	-	-	1	-	-	-	-	-	3	-95.1%	▼	3
Domestic and Family - Level 2	2015	-	-	1	2	1	1	-	-	1	-	1	1	8			8
	2016	13	2	3	2	2	2	-	-	-	2	3	1	30	275.0%	▲	30
General Civil - Level 1	2015	-	-	-	1	1	2	-	-	-	-	-	2	6			6
	2016	-	-	-	-	1	1	2	2	-	2	-	2	10	66.7%	▲	10
General Civil - Level 2	2015	8	5	11	14	7	8	14	12	13	12	8	13	125			125
	2016	11	14	20	16	9	12	16	13	10	13	7	9	150	20.0%	▲	150
General Civil - Level 3	2015	4	6	11	10	9	12	5	12	4	6	7	8	94			94
	2016	18	8	8	4	4	7	3	6	5	7	10	9	89	-5.3%	▼	89
Miscellaneous	2015	33	29	29	24	20	38	35	34	44	37	30	42	395			395
	2016	26	61	50	42	29	41	36	50	29	31	42	36	473	19.7%	▲	473
Misdemeanor	2015	11	25	20	33	24	34	16	35	18	44	14	30	304			304
	2016	19	25	17	30	34	26	28	26	22	20	23	36	306	0.7%	▲	306
Non-Capital Felonies and Related Matters	2015	36	59	114	77	81	55	67	50	42	78	85	74	818			818
	2016	53	95	78	64	72	69	77	81	52	76	47	64	828	1.2%	▲	828
Other	2015	-	-	-	-	-	-	-	1	2	-	-	-	3			3
	2016	1	-	-	1	-	1	-	1	3	-	-	2	9	200.0%	▲	9
Other Criminally Related Matters	2015	20	7	23	17	13	11	7	14	20	18	5	8	163			163
	2016	7	25	21	30	17	27	20	13	17	6	22	27	232	42.3%	▲	232
Probates/Wills and Trusts - Level 1	2015	-	-	1	-	-	-	-	-	-	-	-	-	1			1
	2016	-	1	-	-	-	-	-	-	-	-	1	1	3	200.0%	▲	3
Probates/Wills and Trusts - Level 2	2015	1	1	1	2	1	-	1	2	-	2	2	1	14			14
	2016	1	-	1	-	1	1	2	-	1	1	1	-	9	-35.7%	▼	9
Uncontested Divorce	2015	5	3	13	3	10	6	8	5	9	9	4	6	81			81
	2016	4	9	11	4	6	7	1	4	6	7	2	12	73	-9.9%	▼	73

Court: Chesterfield Circuit

Start/End Date: Jan-15 / Dec-16

2015 Average Month: 1,208

Jan-Dec 2015: 14,498

Filings Trending: ▲

Circuit/Court ID: 12

212041


Type of Case: Filings

2016 Average Month:1,352

Jan-Dec 2016 : 16,229

Overall AVG. Month: 1,280

Monthly Summary

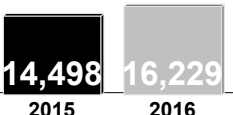


Jan 15-Dec 16

Totals

	2015	2016
Civil	3,811	3,767
Criminal	6,194	6,531
Other	4,493	5,931
Total	14,498	16,229

Jan --- Dec Filings



20152016

Jan --- Dec Filings

	2015	2016	% Change	Trending
Civil	3,811	3,767	-1.2%	▼
Criminal	6,194	6,531	5.4%	▲
Other	4,493	5,931	32.0%	▲
Total	14,498	16,229	11.9%	▲

	Jan	Feb	Mar	Apr	May	Jun	Jul	Aug	Sep	Oct	Nov	Dec	Thru Dec	% Change	Trending	Total
2015	1,377	1,077	1,436	1,183	1,101	1,178	1,248	1,169	1,300	1,114	1,108	1,207	14,498			14,498
2016	1,541	1,531	1,874	1,229	1,405	1,268	1,344	1,267	1,315	978	1,391	1,086	16,229	11.9%	▲	16,229

		Jan	Feb	Mar	Apr	May	Jun	Jul	Aug	Sep	Oct	Nov	Dec	Thru Dec	% Change	Trending	Total
Administrative Law	2015	2	4	-	1	2	1	1	-	-	3	-	3	17			17
	2016	3	3	1	1	-	-	2	3	3	3	1	-	20	17.6%	▲	20
Capital Murder	2015	-	-	-	-	-	1	-	-	-	-	2	-	3			3
	2016	31	18	27	35	19	38	27	25	32	29	21	27	329			329
Contested Divorce	2015	15	34	42	39	37	25	27	20	38	25	30	14	346	5.2%	▲	346
	2016	21	14	32	27	44	32	37	19	35	40	14	32	347			347
Domestic and Family - Level 1	2015	9	9	12	15	11	21	7	7	18	18	8	12	147	-57.6%	▼	147
	2016	6	6	11	6	8	6	7	8	7	5	7	4	81			81
Domestic and Family - Level 2	2015	7	4	6	13	10	13	9	11	9	6	12	11	111	37.0%	▲	111
	2016	1	4	2	1	1	1	1	1	1	2	2	4	21			21
General Civil - Level 1	2015	-	3	2	4	-	2	-	1	1	-	-	2	15	-28.6%	▼	15
	2016	35	50	44	56	56	62	62	41	53	42	51	59	611			611
General Civil - Level 2	2015	39	62	68	39	45	44	42	47	45	41	46	27	545	-10.8%	▼	545
	2016	11	20	24	20	47	40	30	18	19	15	14	17	275			275
General Civil - Level 3	2015	17	18	18	24	19	68	17	27	19	11	22	14	274	-0.4%	▼	274
	2016	576	408	660	459	339	316	473	473	449	326	382	453	5,314			5,314
Miscellaneous	2015	782	810	906	460	553	417	581	551	478	354	562	430	6,884	29.5%	▲	6,884
	2016	180	122	165	123	113	177	158	124	166	122	153	128	1,731			1,731
Misdemeanor	2015	138	103	228	121	151	166	145	140	154	101	163	139	1,749	1.0%	▲	1,749
	2016	383	301	304	312	347	367	318	316	388	379	339	330	4,084			4,084
Non-Capital Felonies and Related Matters	2015	379	337	436	372	437	343	371	309	378	291	420	319	4,392	7.5%	▲	4,392
	2016	17	28	25	40	23	33	30	40	27	47	31	51	392			392
Other	2015	50	27	25	33	27	35	47	38	36	31	29	24	402	2.6%	▲	402
	2016	45	30	40	29	21	33	24	32	43	27	41	25	390			390
Other Criminally Related Matters	2015	28	39	32	32	40	49	33	28	44	23	31	29	408	4.6%	▲	408
	2016	1	-	1	2	-	1	1	-	1	-	3	-	10			10
Probates/Wills and Trusts - Level 1	2015	1	1	-	-	2	-	1	-	1	-	1	1	8	-20.0%	▼	8
	2016	6	10	9	5	12	6	8	3	9	13	6	6	93			93
Probates/Wills and Trusts - Level 2	2015	4	2	12	4	9	4	2	6	9	5	1	7	65	-30.1%	▼	65
	2016	-	1	1	1	1	-	1	5	1	-	2	-	13			13
Protective Orders	2015	62	61	91	66	68	64	70	64	69	64	40	68	787			787
	2016	69	79	86	72	64	81	60	79	82	69	65	57	863	9.7%	▲	863
Uncontested Divorce	2015																
	2016																

Court: Colonial Heights Circuit

Start/End Date: Jan-15 / Dec-16

2015 Average Month: 154

Jan-Dec 2015: 1,847

Filings Trending: ▲

Circuit/Court ID: 12

212570


Type of Case: Filings

2016 Average Month:158

Jan-Dec 2016 : 1,900

Overall AVG. Month: 156

Monthly Summary




Jan 15-Dec 16

Totals

	2015	2016
Civil	294	256
Criminal	1,209	1,234
Other	344	410
Total	1,847	1,900

Jan --- Dec Filings



20152016

Jan --- Dec Filings

	2015	2016	% Change	Trending
Civil	294	256	-12.9%	▼
Criminal	1,209	1,234	2.1%	▲
Other	344	410	19.2%	▲
Total	1,847	1,900	2.9%	▲

	Jan	Feb	Mar	Apr	May	Jun	Jul	Aug	Sep	Oct	Nov	Dec	Thru Dec	% Change	Trending	Total
2015	144	182	129	183	138	121	149	189	120	176	180	136	1,847			1,847
2016	128	203	176	173	172	113	201	156	139	175	131	133	1,900	2.9%	▲	1,900

		Jan	Feb	Mar	Apr	May	Jun	Jul	Aug	Sep	Oct	Nov	Dec	Thru Dec	% Change	Trending	Total
Administrative Law	2015	-	1	-	-	-	-	1	-	-	-	-	-	2			2
	2016	-	-	2	-	-	1	-	1	-	-	-	1	5	150.0%	▲	5
Contested Divorce	2015	3	1	2	1	3	2	5	1	4	4	4	6	36			36
	2016	2	2	5	-	4	-	1	1	4	2	4	1	26	-27.8%	▼	26
Domestic and Family - Level 1	2015	2	-	2	2	-	-	3	3	2	5	5	6	30			30
	2016	-	-	-	-	1	-	-	-	-	-	-	-	1	-96.7%	▼	1
Domestic and Family - Level 2	2015	-	-	-	-	1	-	1	-	-	-	1	-	3			3
	2016	-	-	-	1	1	-	2	-	-	1	-	-	5	66.7%	▲	5
General Civil - Level 1	2015	-	-	-	-	-	-	2	-	-	-	-	-	2			2
	2016	-	-	-	-	-	1	-	-	-	-	-	-	1	-50.0%	▼	1
General Civil - Level 2	2015	2	3	4	2	2	2	-	2	-	1	1	3	22			22
	2016	1	1	1	4	3	2	1	3	2	3	2	3	26	18.2%	▲	26
General Civil - Level 3	2015	-	-	2	3	2	1	-	5	1	3	-	6	23			23
	2016	2	3	2	1	2	-	1	4	-	2	2	1	20	-13.0%	▼	20
Miscellaneous	2015	33	32	34	29	21	21	33	26	21	38	32	52	372			372
	2016	38	58	48	33	31	34	33	37	27	23	38	26	426	14.5%	▲	426
Misdemeanor	2015	37	23	26	35	49	35	35	26	19	44	42	19	390			390
	2016	22	28	42	35	58	25	51	32	43	29	32	27	424	8.7%	▲	424
Non-Capital Felonies and Related Matters	2015	45	106	41	83	51	33	55	101	55	59	84	32	745			745
	2016	42	94	54	81	53	35	95	61	46	97	31	53	742	-0.4%	▼	742
Other	2015	15	5	10	11	3	5	2	7	7	4	5	2	76			76
	2016	8	6	7	4	3	7	3	7	9	9	8	7	78	2.6%	▲	78
Other Criminally Related Matters	2015	3	7	-	8	2	11	7	11	2	14	3	6	74			74
	2016	10	4	5	5	9	3	7	7	5	5	5	7	72	-2.7%	▼	72
Probates/Wills and Trusts - Lev	2016	-	-	1	-	-	-	-	-	-	-	-	-	1			1
Probates/Wills and Trusts - Level 2	2015	1	1	-	1	1	-	-	1	-	1	-	1	7			7
	2016	-	-	-	2	-	1	-	1	-	-	-	2	6	-14.3%	▼	6
Uncontested Divorce	2015	3	3	8	8	3	11	5	6	9	3	3	3	65			65
	2016	3	7	9	7	7	4	7	2	3	4	9	5	67	3.1%	▲	67

Court: Richmond Circuit

Start/End Date: Jan-15 / Dec-16

2015 Average Month: 1,201

Jan-Dec 2015: 14,412

Filings Trending: ↔

Circuit/Court ID: 13

213760


Type of Case: Filings

2016 Average Month:1,186

Jan-Dec 2016 : 14,227

Overall AVG. Month: 1,193

Monthly Summary

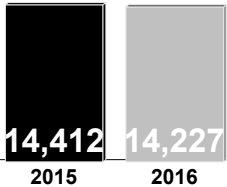


Jan 15-Dec 16

Totals

	2015	2016
Civil	4,695	4,702
Criminal	6,468	6,335
Other	3,249	3,190
Total	14,412	14,227

Jan --- Dec Filings



20152016

Jan --- Dec Filings

	2015	2016	% Change	Trending
Civil	4,695	4,702	-	↔
Criminal	6,468	6,335	-2.1%	▼
Other	3,249	3,190	-1.8%	▼
Total	14,412	14,227	-1.3%	▼

	Jan	Feb	Mar	Apr	May	Jun	Jul	Aug	Sep	Oct	Nov	Dec	Thru Dec	% Change	Trending	Total
2015	1,224	1,110	1,362	1,252	1,118	1,375	1,339	1,204	1,063	1,230	1,077	1,058	14,412			14,412
2016	1,109	1,225	1,332	1,183	1,265	1,375	1,035	1,265	1,159	1,147	1,133	999	14,227	-1.3%	▼	14,227

		Jan	Feb	Mar	Apr	May	Jun	Jul	Aug	Sep	Oct	Nov	Dec	Thru Dec	% Change	Trending	Total
Administrative Law	2015	2	3	3	1	1	3	5	2	-	8	3	4	35			35
	2016	2	1	1	1	8	2	3	5	5	7	6	9	50	42.9%	▲	50
Capital Murder	2015	-	3	2	-	-	-	-	-	-	-	-	-	5			5
	2016	1	2	-	2	-	-	-	-	-	-	-	-	5	0.0%	↔	5
Contested Divorce	2015	16	17	24	21	15	26	15	17	15	11	15	14	206			206
	2016	11	25	27	15	19	14	19	24	20	13	13	12	212	2.9%	▲	212
Domestic and Family - Level 1	2015	12	4	12	10	10	14	26	16	18	14	10	33	179			179
	2016	1	7	1	4	3	8	1	4	3	1	3	4	40	-77.7%	▼	40
Domestic and Family - Level 2	2015	10	10	9	9	14	6	14	8	9	11	5	25	130			130
	2016	10	19	17	11	22	12	17	14	11	18	12	21	184	41.5%	▲	184
General Civil - Level 1	2015	1	3	7	8	3	4	7	2	6	4	7	8	60			60
	2016	3	5	3	2	5	5	5	9	9	1	7	5	59	-1.7%	▼	59
General Civil - Level 2	2015	93	80	93	90	107	115	132	101	95	111	76	94	1,187			1,187
	2016	88	110	143	100	132	112	99	85	113	105	111	103	1,301	9.6%	▲	1,301
General Civil - Level 3	2015	37	47	33	33	31	42	55	44	27	25	30	35	439			439
	2016	24	37	41	40	46	34	50	33	34	40	35	32	446	1.6%	▲	446
Miscellaneous	2015	195	199	329	272	223	261	236	235	250	251	228	259	2,938			2,938
	2016	221	290	308	261	248	253	222	271	230	240	236	231	3,011	2.5%	▲	3,011
Misdemeanor	2015	124	90	101	104	84	106	132	101	91	117	79	85	1,214			1,214
	2016	109	86	62	85	115	92	79	82	83	89	57	51	990	-18.5%	▼	990
Non-Capital Felonies and Related Matters	2015	483	397	442	396	342	427	421	415	391	386	365	281	4,746			4,746
	2016	421	313	444	340	367	568	288	469	369	384	425	285	4,673	-1.5%	▼	4,673
Other	2015	163	162	223	175	207	252	210	175	120	161	185	139	2,172			2,172
	2016	159	166	171	144	165	178	168	165	190	159	160	175	2,000	-7.9%	▼	2,000
Other Criminally Related Matters	2015	56	35	34	76	41	56	38	41	6	86	29	34	532			532
	2016	19	103	51	122	91	48	47	41	45	53	28	47	695	30.6%	▲	695
Probates/Wills and Trusts - Level 1	2015	-	-	1	1	1	1	1	-	1	1	-	-	7			7
	2016	-	-	-	-	-	-	1	-	-	1	1	-	3	-57.1%	▼	3
Probates/Wills and Trusts - Level 2	2015	7	12	8	6	9	11	7	7	6	9	5	19	106			106
	2016	8	14	15	11	11	12	5	17	13	10	10	5	131	23.6%	▲	131
Uncontested Divorce	2015	25	48	41	50	30	51	40	40	28	35	40	28	456			456
	2016	32	47	48	45	33	37	31	46	34	26	29	19	427	-6.4%	▼	427

Court: Henrico Circuit

Start/End Date: Jan-15 / Dec-16

2015 Average Month: 1,010

Jan-Dec 2015: 12,125

Filings Trending: ▲

Circuit/Court ID: 14

214087


Type of Case: Filings

2016 Average Month:1,050

Jan-Dec 2016 : 12,600

Overall AVG. Month: 1,030

Monthly Summary



Jan 15-Dec 16

Totals

	2015	2016
Civil	3,626	3,671
Criminal	5,301	5,355
Other	3,198	3,574
Total	12,125	12,600

Jan --- Dec Filings

12,125

2015

12,600

2016

Jan --- Dec Filings

	2015	2016	% Change	Trending
Civil	3,626	3,671	1.2%	▲
Criminal	5,301	5,355	1.0%	▲
Other	3,198	3,574	11.8%	▲
Total	12,125	12,600	3.9%	▲

	Jan	Feb	Mar	Apr	May	Jun	Jul	Aug	Sep	Oct	Nov	Dec	Thru Dec	% Change	Trending	Total
2015	913	951	1,064	1,052	1,035	1,013	949	976	955	1,105	849	1,263	12,125			12,125
2016	997	1,115	1,230	1,113	1,033	1,025	1,115	1,074	1,017	932	1,005	944	12,600	3.9%	▲	12,600

		Jan	Feb	Mar	Apr	May	Jun	Jul	Aug	Sep	Oct	Nov	Dec	Thru Dec	% Change	Trending	Total
Administrative Law	2015	1	1	-	2	-	-	1	-	-	1	3	1	10			10
	2016	1	1	1	-	-	3	3	-	1	-	2	1	13	30.0%	▲	13
Capital Murder	2015	-	-	-	-	1	-	-	-	-	-	-	-	1			1
	2016	-	1	-	-	2	-	-	-	-	-	-	-	3	200.0%	▲	3
Contested Divorce	2015	31	25	40	22	22	35	28	28	29	23	16	16	315			315
	2016	16	33	34	31	28	31	25	27	22	24	21	16	308	-2.2%	▼	308
Domestic and Family - Level 1	2015	11	7	10	10	9	25	16	18	14	25	20	19	184			184
	2016	4	1	9	5	3	4	3	5	5	5	2	4	50	-72.8%	▼	50
Domestic and Family - Level 2	2015	4	7	9	16	6	7	9	8	9	8	8	10	101			101
	2016	10	6	14	10	5	4	6	7	10	5	13	5	95	-5.9%	▼	95
General Civil - Level 1	2015	5	2	-	1	2	1	-	3	3	4	-	2	23			23
	2016	4	7	2	3	6	-	3	3	4	2	2	-	36	56.5%	▲	36
General Civil - Level 2	2015	35	52	44	55	61	54	53	38	68	44	44	55	603			603
	2016	50	66	57	61	51	40	60	59	60	39	38	42	623	3.3%	▲	623
General Civil - Level 3	2015	11	20	25	26	20	27	21	44	18	25	19	21	277			277
	2016	17	34	30	20	31	16	16	15	22	31	18	23	273	-1.4%	▼	273
Miscellaneous	2015	290	340	386	318	325	305	280	323	305	362	312	564	4,110			4,110
	2016	452	475	445	383	335	387	411	400	330	328	391	355	4,692	14.2%	▲	4,692
Misdemeanor	2015	79	104	124	96	118	160	102	110	117	137	79	128	1,354			1,354
	2016	90	69	109	115	95	94	88	100	99	118	104	104	1,185	-12.5%	▼	1,185
Non-Capital Felonies and Related Matters	2015	307	256	291	374	341	247	292	283	260	346	228	298	3,523			3,523
	2016	256	286	363	367	322	314	356	287	336	220	284	285	3,676	4.3%	▲	3,676
Other	2015	31	27	29	25	20	32	30	35	24	38	29	36	356			356
	2016	25	25	31	29	29	29	37	35	26	30	29	26	351	-1.4%	▼	351
Other Criminally Related Matters	2015	41	31	33	33	45	48	36	32	37	31	37	36	440			440
	2016	34	39	39	35	48	46	42	50	38	61	46	24	502	14.1%	▲	502
Probates/Wills and Trusts - Level 1	2015	-	-	-	-	-	1	1	1	1	1	-	-	5			5
	2016	-	-	2	1	-	-	1	1	2	-	-	2	9	80.0%	▲	9
Probates/Wills and Trusts - Level 2	2015	10	12	-	5	5	12	9	8	7	5	6	7	86			86
	2016	3	9	9	9	13	10	10	8	8	14	6	5	104	20.9%	▲	104
Protective Orders	2015	-	-	-	-	-	-	-	-	-	2	-	1	3			3
Uncontested Divorce	2015	57	67	73	69	60	59	71	45	63	53	48	69	734			734
	2016	35	63	85	44	65	47	54	77	54	55	49	52	680	-7.4%	▼	680

Court: Caroline Circuit

Start/End Date: Jan-15 / Dec-16

2015 Average Month: 175

Jan-Dec 2015: 2,098

Filings Trending: ▲

Circuit/Court ID: 15

215033


Type of Case: Filings

2016 Average Month: 179

Jan-Dec 2016 : 2,152

Overall AVG. Month: 177

Monthly Summary

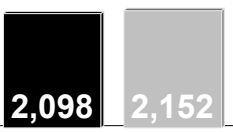


Jan 15-Dec 16

Totals

	2015	2016
Civil	382	389
Criminal	1,026	1,039
Other	690	724
Total	2,098	2,152

Jan --- Dec Filings



2,098 2,152

2015 2016

Jan --- Dec Filings

	2015	2016	% Change	Trending
Civil	382	389	1.8%	▲
Criminal	1,026	1,039	1.3%	▲
Other	690	724	4.9%	▲
Total	2,098	2,152	2.6%	▲

	Jan	Feb	Mar	Apr	May	Jun	Jul	Aug	Sep	Oct	Nov	Dec	Thru Dec	% Change	Trending	Total
2015	211	144	259	164	205	183	139	182	156	132	133	190	2,098			2,098
2016	140	195	202	168	180	176	201	157	244	164	166	159	2,152	2.6%	▲	2,152

		Jan	Feb	Mar	Apr	May	Jun	Jul	Aug	Sep	Oct	Nov	Dec	Thru Dec	% Change	Trending	Total
Administrative Law	2015	-	-	1	2	-	-	-	-	-	-	-	-	3			3
	2016	1	-	-	-	-	-	-	1	-	-	1	-	3	0.0%	↔	3
Capital Murder	2015	1	-	-	-	-	-	-	-	-	-	-	-	1			1
	2016	-	-	-	-	-	-	-	-	-	-	-	1	1	0.0%	↔	1
Contested Divorce	2015	1	2	3	-	1	2	2	1	1	3	-	1	17			17
	2016	1	5	5	3	2	3	-	5	1	-	-	-	25	47.1%	▲	25
Domestic and Family - Level 1	2015	1	1	6	1	4	3	13	15	4	2	7	12	69			69
	2016	2	-	3	5	4	3	2	1	4	2	1	-	27	-60.9%	▼	27
Domestic and Family - Level 2	2015	-	1	-	1	3	2	1	1	2	-	-	1	12			12
	2016	1	1	1	-	6	-	1	1	-	-	-	1	12	0.0%	↔	12
General Civil - Level 1	2015	-	-	-	-	-	2	-	-	1	-	-	1	4			4
	2016	-	1	-	-	-	2	1	1	-	1	1	-	7	75.0%	▲	7
General Civil - Level 2	2015	10	6	3	4	6	4	6	3	8	4	1	3	58			58
	2016	5	4	2	5	7	10	11	2	1	3	3	2	55	-5.2%	▼	55
General Civil - Level 3	2015	2	-	6	3	2	3	1	4	4	5	-	2	32			32
	2016	3	2	5	4	5	5	10	13	2	1	2	6	58	81.3%	▲	58
Miscellaneous	2015	44	49	73	54	55	52	53	57	48	48	44	83	660			660
	2016	73	69	78	70	51	61	62	53	68	57	46	54	742	12.4%	▲	742
Misdemeanor	2015	26	18	20	13	19	21	16	24	13	13	30	18	231			231
	2016	8	33	28	18	14	18	21	10	49	17	32	20	268	16.0%	▲	268
Non-Capital Felonies and Related Matters	2015	115	40	119	70	90	74	34	50	54	36	32	20	734			734
	2016	39	54	55	44	78	49	72	44	93	58	63	55	704	-4.1%	▼	704
Other	2015	5	13	18	6	16	6	9	13	13	11	7	39	156			156
	2016	2	12	14	9	6	14	10	9	12	14	8	8	118	-24.4%	▼	118
Other Criminally Related Matters	2015	2	8	5	7	4	10	-	3	6	6	3	7	61			61
	2016	3	9	5	4	3	6	4	3	10	9	8	5	69	13.1%	▲	69
Probates/Wills and Trusts - Level 2	2015	2	1	3	-	-	-	-	9	1	-	5	-	21			21
	2016	2	1	5	2	-	-	1	11	1	-	-	2	25	19.0%	▲	25
Uncontested Divorce	2015	2	5	2	3	5	4	4	2	1	4	4	3	39			39
	2016	-	4	1	4	4	5	6	3	3	2	1	5	38	-2.6%	▼	38

Court: Essex Circuit

Start/End Date: Jan-15 / Dec-16

2015 Average Month: 50

Jan-Dec 2015: 598

Filings Trending: ▲

Circuit/Court ID: 15

215057


Type of Case: Filings

2016 Average Month:52

Jan-Dec 2016 : 625

Overall AVG. Month: 51

Monthly Summary



Jan 15-Dec 16

Totals

	2015	2016
Civil	137	111
Criminal	282	348
Other	179	166
Total	598	625

Jan --- Dec Filings

598

625

2015

2016

Jan --- Dec Filings

	2015	2016	% Change	Trending
Civil	137	111	-19.0%	▼
Criminal	282	348	23.4%	▲
Other	179	166	-7.3%	▼
Total	598	625	4.5%	▲

	Jan	Feb	Mar	Apr	May	Jun	Jul	Aug	Sep	Oct	Nov	Dec	Thru Dec	% Change	Trending	Total
2015	63	33	52	66	42	39	114	33	26	63	34	33	598			598
2016	43	31	70	54	33	52	48	54	78	53	44	65	625	4.5%	▲	625

		Jan	Feb	Mar	Apr	May	Jun	Jul	Aug	Sep	Oct	Nov	Dec	Thru Dec	% Change	Trending	Total
Administrative Law	2016	-	-	-	-	-	-	-	-	-	-	1	-	1			1
Contested Divorce	2015	1	1	-	2	-	1	-	-	1	-	1	-	7			7
	2016	1	-	-	1	-	-	1	-	-	-	-	1	4	-42.9%	▼	4
Domestic and Family - Level 1	2015	-	-	6	2	1	-	4	-	3	-	-	-	16			16
	2016	-	-	1	-	-	-	-	1	1	2	1	-	6	-62.5%	▼	6
Domestic and Family - Level 2	2015	-	-	-	-	-	1	-	-	-	-	-	-	1			1
	2016	-	-	1	-	-	1	-	-	1	-	-	-	3	200.0%	▲	3
General Civil - Level 1	2015	-	-	-	-	-	1	-	-	-	-	-	-	1			1
General Civil - Level 2	2015	1	2	2	1	2	3	3	4	1	3	2	-	24			24
	2016	2	1	2	2	4	3	3	3	1	1	2	3	27	12.5%	▲	27
General Civil - Level 3	2015	1	-	2	-	-	1	3	5	2	-	-	-	14			14
	2016	-	-	2	-	3	1	-	2	2	1	-	-	11	-21.4%	▼	11
Miscellaneous	2015	21	20	33	18	18	16	16	12	14	17	19	21	225			225
	2016	18	15	25	17	12	16	11	24	11	13	18	23	203	-9.8%	▼	203
Misdemeanor	2015	7	3	4	3	-	5	8	4	1	3	1	5	44			44
	2016	2	1	2	4	7	6	-	3	10	8	3	14	60	36.4%	▲	60
Non-Capital Felonies and Related Matters	2015	30	5	4	31	14	5	73	6	3	28	8	4	211			211
	2016	18	8	32	24	5	22	27	13	49	22	16	23	259	22.7%	▲	259
Other	2016	-	-	-	-	-	-	-	-	-	3	-	-	3			3
Other Criminally Related Matters	2015	1	-	-	5	1	3	3	2	-	9	2	2	28			28
	2016	2	3	4	5	-	-	3	6	2	2	2	-	29	3.6%	▲	29
Probates/Wills and Trusts - Level 2	2015	-	-	-	-	1	-	-	-	-	-	1	-	2			2
	2016	-	-	-	1	-	-	-	-	1	-	-	-	2	0.0%	↔	2
Uncontested Divorce	2015	1	2	1	4	5	3	4	-	1	3	-	1	25			25
	2016	-	3	1	-	2	3	3	2	-	1	1	1	17	-32.0%	▼	17

Court: Hanover Circuit

Start/End Date: Jan-15 / Dec-16

2015 Average Month: 493

Jan-Dec 2015: 5,917

Filings Trending: ▲

Circuit/Court ID: 15

215085


Type of Case: Filings

2016 Average Month: 517

Jan-Dec 2016 : 6,198

Overall AVG. Month: 505

Monthly Summary



Jan 15-Dec 16

Totals

	2015	2016
Civil	1,581	1,736
Criminal	2,398	2,337
Other	1,938	2,125
Total	5,917	6,198

Jan --- Dec Filings

5,917

2015

6,198

2016

Jan --- Dec Filings

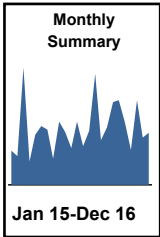
	2015	2016	% Change	Trending
Civil	1,581	1,736	9.8%	▲
Criminal	2,398	2,337	-2.5%	▼
Other	1,938	2,125	9.6%	▲
Total	5,917	6,198	4.7%	▲

	Jan	Feb	Mar	Apr	May	Jun	Jul	Aug	Sep	Oct	Nov	Dec	Thru Dec	% Change	Trending	Total
2015	495	505	543	484	427	406	532	460	442	456	460	707	5,917			5,917
2016	534	639	618	462	490	459	571	499	544	461	482	439	6,198	4.7%	▲	6,198

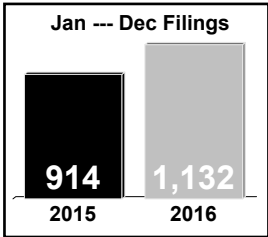
		Jan	Feb	Mar	Apr	May	Jun	Jul	Aug	Sep	Oct	Nov	Dec	Thru Dec	% Change	Trending	Total
Administrative Law	2015	-	1	1	1	1	1	-	1	-	3	-	-	9			9
	2016	-	-	-	-	-	-	-	1	4	1	-	-	6	-33.3%	▼	6
Capital Murder	2015	-	-	2	-	-	-	-	-	-	-	-	-	2			2
	2016	22	21	26	18	19	17	15	16	19	14	13	23	223			223
Contested Divorce	2015	6	35	20	18	21	15	17	27	20	19	16	18	232	4.0%	▲	232
	2016	8	8	8	4	9	3	8	11	8	6	9	7	89			89
Domestic and Family - Level 1	2015	10	3	7	4	7	2	6	7	11	2	3	4	66	-25.8%	▼	66
	2016	2	2	5	3	2	3	5	5	3	4	1	6	41			41
Domestic and Family - Level 2	2015	-	4	4	3	3	-	2	1	4	5	3	3	32	-22.0%	▼	32
	2016	-	-	-	1	1	-	-	-	2	2	-	-	6			6
General Civil - Level 1	2015	1	-	-	-	2	-	-	-	2	-	2	-	7	16.7%	▲	7
	2016	13	18	15	16	16	17	12	14	11	11	16	10	169			169
General Civil - Level 2	2015	10	13	7	8	17	13	12	20	15	14	15	11	155	-8.3%	▼	155
	2016	5	12	9	10	6	11	14	6	8	14	9	3	107			107
General Civil - Level 3	2015	7	9	7	7	6	8	13	3	12	9	8	4	93	-13.1%	▼	93
	2016	198	180	203	144	135	124	163	184	155	155	209	385	2,235			2,235
Miscellaneous	2015	288	295	264	181	154	180	225	209	219	169	209	191	2,584	15.6%	▲	2,584
	2016	63	88	79	64	66	58	101	60	83	64	58	73	857			857
Misdemeanor	2015	61	87	96	53	101	68	72	73	68	73	75	62	889	3.7%	▲	889
	2016	107	105	141	144	118	94	144	95	93	130	84	146	1,401			1,401
Non-Capital Felonies and Related Matters	2015	101	113	103	113	112	108	159	98	112	108	82	94	1,303	-7.0%	▼	1,303
	2016	7	6	5	5	8	10	10	6	7	9	6	1	80			80
Other	2015	3	2	7	4	3	7	6	3	10	8	7	7	67	-16.3%	▼	67
	2016	13	6	7	13	5	19	18	12	16	11	11	15	146			146
Other Criminally Related Matters	2015	9	12	26	9	12	14	14	12	7	8	13	9	145	-0.7%	▼	145
	2016	-	-	-	-	-	-	-	-	-	-	1	-	1			1
Probates/Wills and Trusts - Level 1	2015	-	-	-	1	-	1	-	-	1	1	-	-	4	300.0%	▲	4
	2016	1	-	1	6	2	5	1	3	-	2	1	1	23			23
Probates/Wills and Trusts - Level 2	2015	3	3	7	3	-	5	2	4	2	2	3	2	36	56.5%	▲	36
	2016	56	58	43	55	39	44	41	47	37	31	42	37	530			530
Uncontested Divorce	2015	35	63	68	58	52	38	43	41	57	42	46	34	577	8.9%	▲	577
	2016																

Court: King George Circuit
Start/End Date: Jan-15 / Dec-16
2015 Average Month: 76
Jan-Dec 2015: 914
Filings Trending: ▲

Circuit/Court ID: 15
215099
Type of Case: Filings
2016 Average Month:94
Jan-Dec 2016 : 1,132
Overall AVG. Month: 85



Totals		
	2015	2016
Civil	217	261
Criminal	697	871
Total	914	1,132



Jan --- Dec Filings				
	2015	2016	% Change	Trending
Civil	217	261	20.3%	▲
Criminal	697	871	25.0%	▲
Total	914	1,132	23.9%	▲

	Jan	Feb	Mar	Apr	May	Jun	Jul	Aug	Sep	Oct	Nov	Dec	Thru Dec	% Change	Trending	Total
2015	51	43	176	35	75	88	83	39	95	79	55	95	914			914
2016	58	81	167	67	86	124	127	94	52	127	71	78	1,132	23.9%	▲	1,132

		Jan	Feb	Mar	Apr	May	Jun	Jul	Aug	Sep	Oct	Nov	Dec	Thru Dec	% Change	Trending	Total
Administrative Law	2016	-	1	-	-	1	-	-	-	-	-	-	-	2			2
Contested Divorce	2015	1	1	1	2	1	2	1	-	1	2	-	-	12			12
	2016	6	6	1	2	1	3	3	4	1	1	1	3	32	166.7%	▲	32
Domestic and Family - Level 1	2015	3	3	2	1	-	-	1	5	5	1	6	-	27			27
	2016	2	1	1	1	1	-	2	-	1	-	-	1	10	-63.0%	▼	10
Domestic and Family - Level 2	2015	-	1	-	1	-	1	-	-	-	-	5	-	8			8
	2016	-	1	-	2	-	-	2	1	1	-	-	1	8	0.0%	↔	8
General Civil - Level 1	2015	-	1	-	-	-	-	-	-	-	1	-	-	2			2
	2016	-	-	-	-	-	-	-	1	-	-	-	-	1	-50.0%	▼	1
General Civil - Level 2	2015	2	2	2	4	4	1	2	1	-	6	3	2	29			29
	2016	5	4	4	1	3	4	3	3	3	3	7	2	42	44.8%	▲	42
General Civil - Level 3	2015	-	2	4	2	1	8	4	2	2	3	2	1	31			31
	2016	1	1	1	2	1	2	4	-	-	1	2	-	15	-51.6%	▼	15
Miscellaneous	2015	3	6	6	6	2	3	5	6	4	7	9	3	60			60
	2016	3	5	23	8	5	4	9	6	8	7	7	6	91	51.7%	▲	91
Misdemeanor	2015	18	5	47	1	12	21	20	10	19	18	8	24	203			203
	2016	16	20	28	11	28	28	35	29	6	34	23	18	276	36.0%	▲	276
Non-Capital Felonies and Related Matters	2015	16	18	110	13	51	50	38	13	55	34	11	61	470			470
	2016	22	36	100	32	38	79	60	42	23	77	24	43	576	22.6%	▲	576
Other	2015	-	-	-	-	1	-	1	-	1	1	-	-	4			4
	2016	-	-	-	-	-	-	1	-	-	-	-	-	1	-75.0%	▼	1
Other Criminally Related Matters	2015	1	2	1	1	-	-	7	-	1	3	6	2	24			24
	2016	1	-	2	1	1	1	-	4	2	-	4	3	19	-20.8%	▼	19
Probates/Wills and Trusts - Level 1	2015	-	-	-	-	-	1	-	-	-	-	-	-	1			1
	2016	-	1	-	-	1	-	-	1	-	-	-	-	3	200.0%	▲	3
Probates/Wills and Trusts - Level 2	2015	-	-	-	-	1	-	-	-	-	-	-	-	1			1
	2016	1	1	1	1	-	2	2	-	2	1	-	-	11	1,000.0%	▲	11
Protective Orders	2015	1	-	-	-	-	-	-	-	-	-	-	-	1			1
Uncontested Divorce	2015	6	2	3	4	2	1	4	2	7	3	5	2	41			41
	2016	1	4	6	6	6	1	6	3	5	3	3	1	45	9.8%	▲	45

Court: Lancaster Circuit

Start/End Date: Jan-15 / Dec-16

2015 Average Month: 63

Jan-Dec 2015: 761

Filings Trending: ↔

Circuit/Court ID: 15

215103

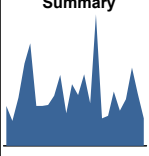
Type of Case: Filings

2016 Average Month:65

Jan-Dec 2016 : 778

Overall AVG. Month: 64

Monthly Summary



Jan 15-Dec 16

Totals

	2015	2016
Civil	168	151
Criminal	344	370
Other	249	257
Total	761	778

Jan --- Dec Filings

761

2015

778

2016

Jan --- Dec Filings

	2015	2016	% Change	Trending
Civil	168	151	-10.1%	▼
Criminal	344	370	7.6%	▲
Other	249	257	3.2%	▲
Total	761	778	2.2%	▲

	Jan	Feb	Mar	Apr	May	Jun	Jul	Aug	Sep	Oct	Nov	Dec	Thru Dec	% Change	Trending	Total
2015	48	30	58	99	123	48	48	49	60	85	39	74	761			761
2016	61	86	51	158	33	36	65	42	56	94	63	33	778	2.2%	▲	778

		Jan	Feb	Mar	Apr	May	Jun	Jul	Aug	Sep	Oct	Nov	Dec	Thru Dec	% Change	Trending	Total
Administrative Law	2015	-	-	-	-	-	-	-	1	-	-	-	-	1			1
Contested Divorce	2015	2	-	-	-	-	2	-	-	1	-	1	-	6			6
	2016	-	1	1	2	-	2	3	1	1	-	-	1	12	100.0%	▲	12
Domestic and Family - Level 1	2015	-	-	-	-	1	-	15	2	3	1	-	-	22			22
Domestic and Family - Level 2	2015	-	-	-	-	-	-	-	-	1	-	-	1	2			2
	2016	-	-	-	-	-	-	1	-	-	-	1	-	2	0.0%	↔	2
General Civil - Level 1	2016	-	-	-	1	-	-	-	-	-	-	-	1	2			2
General Civil - Level 2	2015	1	2	2	6	4	4	-	5	4	3	-	4	35			35
	2016	4	4	2	2	2	4	1	1	2	3	2	4	31	-11.4%	▼	31
General Civil - Level 3	2015	6	-	2	1	-	2	-	1	-	1	3	3	19			19
	2016	1	12	6	3	1	-	1	-	1	1	5	-	31	63.2%	▲	31
Miscellaneous	2015	15	19	20	21	16	20	13	32	25	19	19	47	266			266
	2016	30	42	27	19	15	11	23	27	17	26	27	16	280	5.3%	▲	280
Misdemeanor	2015	2	3	4	2	8	2	2	1	4	6	3	3	40			40
	2016	1	11	2	49	4	5	8	2	7	9	8	-	106	165.0%	▲	106
Non-Capital Felonies and Related Matters	2015	12	4	23	60	86	14	6	1	18	49	7	13	293			293
	2016	23	11	6	81	8	12	21	4	22	53	12	6	259	-11.6%	▼	259
Other	2015	7	-	4	7	3	1	8	3	1	4	5	-	43			43
	2016	1	2	4	1	2	2	4	3	2	1	2	4	28	-34.9%	▼	28
Other Criminally Related Matters	2015	-	1	2	-	4	1	1	1	-	1	-	-	11			11
	2016	-	-	1	-	-	-	3	1	1	-	1	-	7	-36.4%	▼	7
Probates/Wills and Trusts - Lev	2016	1	-	-	-	-	-	-	-	-	-	-	-	1			1
Probates/Wills and Trusts - Level 2	2015	-	-	-	-	1	-	-	-	-	1	-	-	2			2
	2016	-	-	-	-	1	-	-	-	-	-	3	-	4	100.0%	▲	4
Uncontested Divorce	2015	3	1	1	2	-	2	3	2	3	-	1	3	21			21
	2016	-	3	2	-	-	-	-	3	3	1	2	1	15	-28.6%	▼	15

Court: Northumberland Circuit

Start/End Date: Jan-15 / Dec-16

2015 Average Month: 52

Jan-Dec 2015: 627

Filings Trending: ▲

Circuit/Court ID: 15

215133

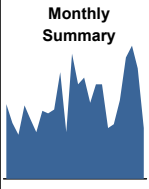
Type of Case: Filings

2016 Average Month:66

Jan-Dec 2016 : 796

Overall AVG. Month: 59

Monthly Summary



Jan 15-Dec 16

Totals

	2015	2016
Civil	103	93
Criminal	264	460
Other	260	243
Total	627	796

Jan --- Dec Filings

627

2015

796

2016

Jan --- Dec Filings

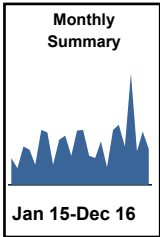
	2015	2016	% Change	Trending
Civil	103	93	-9.7%	▼
Criminal	264	460	74.2%	▲
Other	260	243	-6.5%	▼
Total	627	796	27.0%	▲

	Jan	Feb	Mar	Apr	May	Jun	Jul	Aug	Sep	Oct	Nov	Dec	Thru Dec	% Change	Trending	Total
2015	56	42	33	55	45	35	51	49	52	80	35	94	627			627
2016	71	76	57	71	71	38	41	59	91	100	83	38	796	27.0%	▲	796

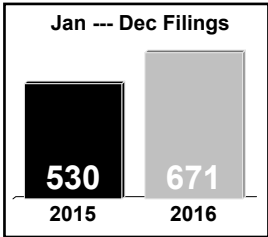
		Jan	Feb	Mar	Apr	May	Jun	Jul	Aug	Sep	Oct	Nov	Dec	Thru Dec	% Change	Trending	Total
Contested Divorce	2015	-	-	2	-	1	3	1	1	-	2	2	2	14			14
	2016	1	2	1	3	-	-	1	-	1	1	1	-	11	-21.4%	▼	11
Domestic and Family - Level 1	2015	1	-	-	1	-	1	-	1	-	1	-	1	6			6
	2016	-	1	-	-	-	-	-	-	-	-	-	1	2	-66.7%	▼	2
Domestic and Family - Level 2	2015	-	-	1	-	-	1	-	-	-	1	-	-	3			3
	2016	1	-	-	3	-	-	-	2	-	-	-	-	6	100.0%	▲	6
General Civil - Level 1	2015	-	1	-	-	-	-	-	-	-	-	-	-	1			1
General Civil - Level 2	2015	1	-	2	1	1	2	4	2	3	2	1	-	19			19
	2016	2	2	-	-	2	1	2	-	-	-	3	2	14	-26.3%	▼	14
General Civil - Level 3	2015	-	-	-	1	1	1	1	-	1	3	1	-	9			9
	2016	-	-	-	1	1	1	1	3	-	1	1	-	9	0.0%	↔	9
Miscellaneous	2015	17	26	22	16	15	10	24	30	25	25	24	50	284			284
	2016	36	33	22	16	15	20	21	16	19	26	26	15	265	-6.7%	▼	265
Misdemeanor	2015	17	3	2	4	5	1	1	-	2	10	3	4	52			52
	2016	3	1	1	10	7	2	3	2	11	40	6	8	94	80.8%	▲	94
Non-Capital Felonies and Related Matters	2015	19	6	1	24	20	13	15	12	18	27	3	35	193			193
	2016	24	36	29	33	44	13	10	25	54	26	43	10	347	79.8%	▲	347
Other	2015	-	-	-	-	1	-	-	-	-	2	-	-	3			3
	2016	1	-	-	-	-	-	3	1	-	-	-	2	7	133.3%	▲	7
Other Criminally Related Matters	2015	1	3	-	7	-	1	-	2	-	3	-	2	19			19
	2016	2	-	1	3	-	1	-	5	3	3	1	-	19	0.0%	↔	19
Probates/Wills and Trusts - Lev	2015	-	-	-	-	-	-	1	-	-	1	-	-	2			2
Uncontested Divorce	2015	-	3	3	1	1	2	4	1	3	3	1	-	22			22
	2016	1	1	3	2	2	-	-	5	3	3	2	-	22	0.0%	↔	22

Court: Richmond County Circuit
Start/End Date: Jan-15 / Dec-16
2015 Average Month: 44
Jan-Dec 2015: 530
Filings Trending: ▲

Circuit/Court ID: 15
215159
Type of Case: Filings
2016 Average Month:56
Jan-Dec 2016 : 671
Overall AVG. Month: 50



Totals		
	2015	2016
Civil	76	66
Criminal	175	291
Other	279	314
Total	530	671



Jan --- Dec Filings				
	2015	2016	% Change	Trending
Civil	76	66	-13.2%	▼
Criminal	175	291	66.3%	▲
Other	279	314	12.5%	▲
Total	530	671	26.6%	▲

	Jan	Feb	Mar	Apr	May	Jun	Jul	Aug	Sep	Oct	Nov	Dec	Thru Dec	% Change	Trending	Total
2015	32	20	46	42	24	66	63	24	54	59	35	65	530			530
2016	66	35	32	52	21	66	72	46	134	40	64	43	671	26.6%	▲	671

		Jan	Feb	Mar	Apr	May	Jun	Jul	Aug	Sep	Oct	Nov	Dec	Thru Dec	% Change	Trending	Total
Administrative Law	2015	-	1	-	-	-	-	-	-	1	-	-	-	2			2
	2016	-	-	-	1	-	-	-	-	-	-	-	-	1	-50.0%	▼	1
Capital Murder	2015	-	-	-	-	-	-	1	-	-	-	-	-	1			1
Contested Divorce	2015	1	-	1	-	1	-	1	-	-	-	-	-	4			4
	2016	-	-	-	1	-	-	-	-	-	-	1	-	2	-50.0%	▼	2
Domestic and Family - Level 1	2015	-	-	-	-	1	-	1	-	1	2	-	-	5			5
	2016	-	1	-	-	-	-	-	2	-	-	-	-	3	-40.0%	▼	3
Domestic and Family - Level 2	2015	-	-	-	1	-	-	-	-	-	-	-	-	1			1
General Civil - Level 1	2015	-	-	-	-	-	-	-	-	-	-	-	1	1			1
General Civil - Level 2	2015	-	-	2	-	-	2	4	2	1	1	1	1	14			14
	2016	-	1	1	-	2	2	1	-	1	-	2	-	10	-28.6%	▼	10
General Civil - Level 3	2015	1	-	-	1	1	-	1	1	-	3	-	2	10			10
	2016	-	1	2	-	-	1	1	-	-	-	2	1	8	-20.0%	▼	8
Miscellaneous	2015	9	7	11	6	8	13	11	6	6	14	13	29	133			133
	2016	14	12	16	8	12	17	12	13	18	8	18	18	166	24.8%	▲	166
Misdemeanor	2015	2	-	3	7	-	4	10	5	3	8	3	4	49			49
	2016	4	3	1	10	-	7	3	9	5	1	3	-	46	-6.1%	▼	46
Non-Capital Felonies and Related Matters	2015	9	1	4	14	7	9	8	1	27	14	8	4	106			106
	2016	6	3	1	18	1	20	12	14	89	18	25	17	224	111.3%	▲	224
Other	2015	9	7	21	9	6	37	18	7	15	13	6	21	169			169
	2016	41	12	9	11	5	17	42	5	18	11	6	5	182	7.7%	▲	182
Other Criminally Related Matters	2015	-	2	2	2	-	-	5	2	-	1	3	3	20			20
	2016	-	1	2	3	-	1	1	2	2	1	7	2	22	10.0%	▲	22
Probates/Wills and Trusts - Level 2	2015	-	-	-	-	-	-	-	-	-	-	1	-	1			1
	2016	-	-	-	-	-	1	-	1	-	-	-	-	2	100.0%	▲	2
Uncontested Divorce	2015	1	2	2	2	-	1	3	-	-	3	-	-	14			14
	2016	1	1	-	-	1	-	-	-	1	1	-	-	5	-64.3%	▼	5

Court: Spotsylvania Circuit

Start/End Date: Jan-15 / Dec-16

2015 Average Month: 514

Jan-Dec 2015: 6,163

Filings Trending: ▲

Circuit/Court ID: 15

215177


Type of Case: Filings

2016 Average Month:624

Jan-Dec 2016 : 7,486

Overall AVG. Month: 569

Monthly Summary

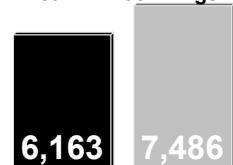


Jan 15-Dec 16

Totals

	2015	2016
Civil	1,528	1,260
Criminal	2,006	2,698
Other	2,629	3,528
Total	6,163	7,486

Jan --- Dec Filings



6,163 2015 7,486 2016

Jan --- Dec Filings

	2015	2016	% Change	Trending
Civil	1,528	1,260	-17.5%	▼
Criminal	2,006	2,698	34.5%	▲
Other	2,629	3,528	34.2%	▲
Total	6,163	7,486	21.5%	▲

	Jan	Feb	Mar	Apr	May	Jun	Jul	Aug	Sep	Oct	Nov	Dec	Thru Dec	% Change	Trending	Total
2015	471	472	540	475	431	483	522	460	622	462	421	804	6,163			6,163
2016	1,215	565	689	608	482	616	529	497	606	600	559	520	7,486	21.5%	▲	7,486

		Jan	Feb	Mar	Apr	May	Jun	Jul	Aug	Sep	Oct	Nov	Dec	Thru Dec	% Change	Trending	Total
Administrative Law	2015	1	-	2	-	-	-	-	1	2	1	2	-	9			9
	2016	-	-	-	1	1	-	1	1	3	1	2	1	11	22.2%	▲	11
Capital Murder	2015	-	-	-	-	-	-	-	-	-	-	2	-	2			2
	2016	-	-	-	-	-	-	-	-	-	-	-	-	-			-
Contested Divorce	2015	6	7	9	11	14	9	6	5	6	6	9	6	94			94
	2016	7	6	8	8	8	5	8	11	5	9	9	7	91	-3.2%	▼	91
Domestic and Family - Level 1	2015	12	6	14	12	20	16	14	18	15	20	39	49	235			235
	2016	1	6	8	2	6	5	2	5	5	5	4	14	63	-73.2%	▼	63
Domestic and Family - Level 2	2015	9	2	3	16	2	1	3	3	12	4	1	3	59			59
	2016	-	5	13	4	1	4	4	10	6	7	3	2	59	0.0%	↔	59
General Civil - Level 1	2015	3	1	-	2	-	1	-	2	-	2	-	1	12			12
	2016	-	-	2	-	-	-	4	-	1	1	-	2	10	-16.7%	▼	10
General Civil - Level 2	2015	18	17	19	24	15	20	19	12	11	18	7	21	201			201
	2016	8	10	19	10	15	14	18	13	18	11	12	10	158	-21.4%	▼	158
General Civil - Level 3	2015	10	9	8	9	4	6	6	10	9	13	11	8	103			103
	2016	7	10	7	6	12	3	7	5	17	10	9	8	101	-1.9%	▼	101
Miscellaneous	2015	195	208	244	216	204	205	243	233	195	209	242	494	2,888			2,888
	2016	285	322	319	225	208	247	245	243	247	276	263	248	3,128	8.3%	▲	3,128
Misdemeanor	2015	38	33	30	31	35	21	54	36	47	30	34	31	420			420
	2016	38	47	85	51	57	60	42	39	53	47	40	39	598	42.4%	▲	598
Non-Capital Felonies and Related Matters	2015	145	140	157	100	91	170	123	93	158	104	38	156	1,475			1,475
	2016	114	106	172	269	132	216	152	127	203	182	162	148	1,983	34.4%	▲	1,983
Other	2015	8	9	10	14	10	8	17	6	127	23	3	5	240			240
	2016	726	17	13	7	13	23	10	9	12	12	14	8	864	260.0%	▲	864
Other Criminally Related Matters	2015	2	13	10	14	6	8	11	14	10	6	8	12	114			114
	2016	4	9	15	6	9	15	11	11	7	12	10	11	120	5.3%	▲	120
Probates/Wills and Trusts - Level 1	2015	2	1	-	-	-	-	-	-	-	-	-	-	3			3
	2016	-	2	-	-	-	-	-	-	-	-	-	-	2	-33.3%	▼	2
Probates/Wills and Trusts - Level 2	2015	4	2	5	3	4	2	2	2	5	5	4	1	39			39
	2016	2	9	1	4	6	4	3	3	4	7	8	1	52	33.3%	▲	52
Protective Orders	2015	-	-	3	-	-	-	-	-	-	-	-	-	3			3
Uncontested Divorce	2015	18	24	26	23	26	16	24	25	25	21	23	17	268			268
	2016	23	16	27	15	14	20	22	20	25	20	21	21	244	-9.0%	▼	244

Court: Stafford Circuit

Start/End Date: Jan-15 / Dec-16

2015 Average Month: 730

Jan-Dec 2015: 8,763

Filings Trending: ▼

Circuit/Court ID: 15

215179


Type of Case: Filings

2016 Average Month:704

Jan-Dec 2016 : 8,444

Overall AVG. Month: 717

Monthly Summary



Jan 15-Dec 16

Totals

	2015	2016
Civil	1,827	1,519
Criminal	4,365	4,168
Other	2,571	2,757
Total	8,763	8,444

Jan --- Dec Filings

8,763

8,444

2015

2016

Jan --- Dec Filings

	2015	2016	% Change	Trending
Civil	1,827	1,519	-16.9%	▼
Criminal	4,365	4,168	-4.5%	▼
Other	2,571	2,757	7.2%	▲
Total	8,763	8,444	-3.6%	▼

	Jan	Feb	Mar	Apr	May	Jun	Jul	Aug	Sep	Oct	Nov	Dec	Thru Dec	% Change	Trending	Total
2015	607	719	745	718	676	674	697	739	817	739	651	981	8,763			8,763
2016	785	720	748	725	583	709	676	825	549	734	734	656	8,444	-3.6%	▼	8,444

		Jan	Feb	Mar	Apr	May	Jun	Jul	Aug	Sep	Oct	Nov	Dec	Thru Dec	% Change	Trending	Total
Administrative Law	2015	1	-	5	1	-	3	2	1	1	2	1	1	18			18
	2016	2	-	1	1	2	1	1	2	2	2	1	1	16	-11.1%	▼	16
Capital Murder	2015	2	-	-	-	-	-	-	-	-	-	-	2	4			4
	2016	-	-	-	-	-	-	-	-	-	4	-	-	4	0.0%	↔	4
Contested Divorce	2015	16	17	25	25	27	14	15	26	26	25	19	19	254			254
	2016	6	8	14	15	7	10	13	10	6	8	15	10	122	-52.0%	▼	122
Domestic and Family - Level 1	2015	6	12	11	5	22	13	3	7	7	5	8	10	109			109
	2016	1	5	4	2	5	4	3	-	4	6	7	6	47	-56.9%	▼	47
Domestic and Family - Level 2	2015	2	5	3	4	4	4	12	3	6	2	6	5	56			56
	2016	1	4	2	2	4	2	2	9	6	4	4	10	50	-10.7%	▼	50
General Civil - Level 1	2015	-	1	1	-	1	3	1	1	-	1	1	5	15			15
	2016	-	-	1	-	1	-	1	1	2	2	1	-	9	-40.0%	▼	9
General Civil - Level 2	2015	16	20	11	18	21	19	18	20	13	14	9	9	188			188
	2016	12	12	25	16	21	26	18	17	19	14	13	12	205	9.0%	▲	205
General Civil - Level 3	2015	6	4	7	10	5	11	6	3	10	6	8	14	90			90
	2016	11	9	11	8	11	7	5	15	7	10	15	7	116	28.9%	▲	116
Miscellaneous	2015	218	201	303	217	188	200	242	255	210	248	279	517	3,078			3,078
	2016	315	321	373	246	222	268	262	285	225	267	310	260	3,354	9.0%	▲	3,354
Misdemeanor	2015	61	79	77	116	91	84	106	98	137	126	80	111	1,166			1,166
	2016	132	112	110	118	81	91	88	119	64	117	76	110	1,218	4.5%	▲	1,218
Non-Capital Felonies and Related Matters	2015	222	311	240	249	260	246	211	269	354	238	165	221	2,986			2,986
	2016	263	206	148	276	176	252	246	327	172	257	239	200	2,762	-7.5%	▼	2,762
Other	2015	1	-	-	-	-	-	2	2	1	-	1	-	7			7
	2016	1	-	1	-	1	1	1	-	2	-	-	-	7	0.0%	↔	7
Other Criminally Related Matters	2015	15	17	10	20	16	18	22	11	19	14	29	27	218			218
	2016	14	11	17	16	16	13	19	9	11	19	24	18	187	-14.2%	▼	187
Probates/Wills and Trusts - Level 1	2015	1	-	-	-	-	-	-	1	-	-	-	-	2			2
	2016	-	1	-	-	-	1	-	-	-	-	-	-	2	0.0%	↔	2
Probates/Wills and Trusts - Level 2	2015	4	5	6	1	4	4	5	1	3	6	-	4	43			43
	2016	2	4	3	1	2	1	4	4	3	4	4	-	32	-25.6%	▼	32
Uncontested Divorce	2015	36	47	46	52	37	55	52	41	30	52	45	36	529			529
	2016	25	27	38	24	34	32	13	27	26	20	25	22	313	-40.8%	▼	313

Court: Westmoreland Circuit

Start/End Date: Jan-15 / Dec-16

2015 Average Month: 87

Jan-Dec 2015: 1,049

Filings Trending: ▼

Circuit/Court ID: 15

215193

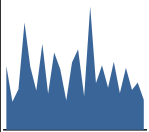
Type of Case: Filings

2016 Average Month:84

Jan-Dec 2016 : 1,012

Overall AVG. Month: 86

Monthly Summary



Jan 15-Dec 16

Totals

	2015	2016
Civil	137	158
Criminal	655	566
Other	257	288
Total	1,049	1,012

Jan --- Dec Filings

1,049

2015

1,012

2016

Jan --- Dec Filings

	2015	2016	% Change	Trending
Civil	137	158	15.3%	▲
Criminal	655	566	-13.6%	▼
Other	257	288	12.1%	▲
Total	1,049	1,012	-3.5%	▼

	Jan	Feb	Mar	Apr	May	Jun	Jul	Aug	Sep	Oct	Nov	Dec	Thru Dec	% Change	Trending	Total
2015	96	42	61	161	95	59	129	54	116	91	44	101	1,049			1,049
2016	121	50	185	70	97	63	102	55	93	60	71	45	1,012	-3.5%	▼	1,012

		Jan	Feb	Mar	Apr	May	Jun	Jul	Aug	Sep	Oct	Nov	Dec	Thru Dec	% Change	Trending	Total
Administrative Law	2015	-	-	-	-	-	1	-	-	-	-	-	-	1			1
Contested Divorce	2015	2	1	-	1	1	-	3	1	-	1	-	-	10			10
	2016	-	-	1	2	-	1	-	1	-	-	-	-	5	-50.0%	▼	5
Domestic and Family - Level 1	2015	-	-	2	-	-	-	-	2	2	-	2	-	8			8
	2016	-	-	-	1	-	-	2	1	-	-	3	1	8	0.0%	↔	8
Domestic and Family - Level 2	2015	-	-	-	-	1	-	1	-	-	-	1	-	3			3
	2016	-	-	-	-	2	-	-	-	-	-	-	-	2	-33.3%	▼	2
General Civil - Level 1	2015	-	-	-	-	-	-	-	-	-	1	1	1	3			3
General Civil - Level 2	2015	4	-	3	4	4	1	2	1	3	1	-	2	25			25
	2016	2	6	5	1	7	2	3	1	4	1	1	1	34	36.0%	▲	34
General Civil - Level 3	2015	1	1	-	4	2	3	-	-	1	2	5	-	19			19
	2016	3	-	-	2	-	4	17	-	2	-	-	3	31	63.2%	▲	31
Miscellaneous	2015	22	24	27	21	20	25	30	24	24	19	23	36	295			295
	2016	40	29	36	17	31	19	30	18	31	26	40	18	335	13.6%	▲	335
Misdemeanor	2015	15	-	7	40	9	4	5	14	11	10	4	9	128			128
	2016	16	2	5	7	4	8	9	5	10	9	7	8	90	-29.7%	▼	90
Non-Capital Felonies and Related Matters	2015	47	10	9	75	45	15	81	12	71	52	6	21	444			444
	2016	52	7	135	30	50	24	35	13	42	18	13	13	432	-2.7%	▼	432
Other	2015	-	-	1	-	1	4	1	-	1	-	-	-	8			8
	2016	1	2	1	-	1	1	-	-	-	-	-	1	7	-12.5%	▼	7
Other Criminally Related Matters	2015	4	6	9	12	7	5	3	-	2	5	-	30	83			83
	2016	6	1	1	8	1	1	6	11	3	5	2	-	45	-45.8%	▼	45
Probates/Wills and Trusts - Lev	2015	-	-	-	2	1	-	-	-	-	-	-	-	3			3
Probates/Wills and Trusts - Level 2	2015	-	-	1	-	1	1	1	-	-	-	1	2	7			7
	2016	-	1	-	-	-	1	-	-	-	1	2	-	5	-28.6%	▼	5
Uncontested Divorce	2015	1	-	2	2	3	-	2	-	1	-	1	-	12			12
	2016	1	2	1	2	1	2	-	5	1	-	3	-	18	50.0%	▲	18

Court: Fredericksburg Circuit

Start/End Date: Jan-15 / Dec-16

2015 Average Month: 275

Jan-Dec 2015: 3,300

Filings Trending: ▲

Circuit/Court ID: 15

215630


Type of Case: Filings

2016 Average Month:309

Jan-Dec 2016 : 3,704

Overall AVG. Month: 292

Monthly Summary




Jan 15-Dec 16

Totals

	2015	2016
Civil	784	1,068
Criminal	2,233	2,337
Other	283	299
Total	3,300	3,704

Jan --- Dec Filings



20152016

Jan --- Dec Filings

	2015	2016	% Change	Trending
Civil	784	1,068	36.2%	▲
Criminal	2,233	2,337	4.7%	▲
Other	283	299	5.7%	▲
Total	3,300	3,704	12.2%	▲

	Jan	Feb	Mar	Apr	May	Jun	Jul	Aug	Sep	Oct	Nov	Dec	Thru Dec	% Change	Trending	Total
2015	275	301	286	310	273	270	310	196	212	295	241	331	3,300			3,300
2016	291	306	378	298	295	350	298	275	344	385	245	239	3,704	12.2%	▲	3,704

		Jan	Feb	Mar	Apr	May	Jun	Jul	Aug	Sep	Oct	Nov	Dec	Thru Dec	% Change	Trending	Total
Administrative Law	2015	1	-	-	-	-	-	1	1	-	2	1	-	6			6
	2016	-	1	-	1	1	-	-	-	-	1	-	2	6	0.0%	↔	6
Contested Divorce	2015	6	8	4	7	5	9	5	4	4	7	2	2	63			63
	2016	6	11	15	11	18	5	12	8	12	4	4	5	111	76.2%	▲	111
Domestic and Family - Level 1	2015	6	10	7	20	2	11	5	10	9	9	7	25	121			121
	2016	-	4	-	2	1	-	-	-	3	1	-	8	19	-84.3%	▼	19
Domestic and Family - Level 2	2015	1	2	10	2	-	1	1	1	23	38	13	-	92			92
	2016	11	20	23	9	51	25	14	26	31	25	23	25	283	207.6%	▲	283
General Civil - Level 1	2015	-	-	-	1	1	1	3	2	-	1	2	-	11			11
	2016	-	1	1	-	1	3	2	2	1	1	1	1	14	27.3%	▲	14
General Civil - Level 2	2015	5	2	5	13	11	17	7	6	13	12	8	10	109			109
	2016	8	7	4	8	6	10	11	10	8	5	4	6	87	-20.2%	▼	87
General Civil - Level 3	2015	7	3	2	-	2	12	7	4	1	2	8	9	57			57
	2016	4	5	6	5	5	5	1	7	12	5	8	4	67	17.5%	▲	67
Miscellaneous	2015	34	26	36	33	34	38	44	30	42	40	46	58	461			461
	2016	52	55	37	39	38	44	37	41	46	33	30	26	478	3.7%	▲	478
Misdemeanor	2015	42	74	33	41	61	40	50	43	30	49	43	42	548			548
	2016	70	51	39	35	31	51	50	42	49	76	44	39	577	5.3%	▲	577
Non-Capital Felonies and Related Matters	2015	156	143	161	177	137	124	174	79	80	111	95	171	1,608			1,608
	2016	109	107	202	153	109	182	137	122	153	216	113	111	1,714	6.6%	▲	1,714
Other	2015	5	3	3	3	4	-	1	2	1	7	1	-	30			30
	2016	1	3	1	3	-	4	10	-	4	3	1	3	33	10.0%	▲	33
Other Criminally Related Matters	2015	6	5	9	5	11	5	9	5	6	9	2	6	78			78
	2016	3	8	5	4	3	4	3	4	2	6	6	3	51	-34.6%	▼	51
Probates/Wills and Trusts - Level 2	2015	-	-	1	-	-	1	-	1	-	1	1	-	5			5
	2016	-	-	1	1	1	2	-	-	4	1	-	-	10	100.0%	▲	10
Protective Orders	2015	-	2	-	-	-	-	-	-	-	-	-	-	2			2
Uncontested Divorce	2015	6	23	15	8	5	11	3	8	3	7	12	8	109			109
	2016	27	33	44	27	30	15	21	13	19	8	11	6	254	133.0%	▲	254

Court: Albemarle Circuit

Start/End Date: Jan-15 / Dec-16

2015 Average Month: 312

Jan-Dec 2015: 3,743

Filings Trending: ↔

Circuit/Court ID: 16

216003

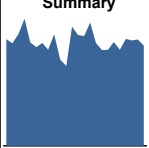
Type of Case: Filings

2016 Average Month: 315

Jan-Dec 2016 : 3,777

Overall AVG. Month: 313

Monthly Summary

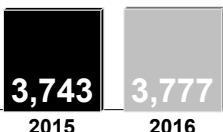


Jan 15-Dec 16

Totals

	2015	2016
Civil	1,730	1,542
Criminal	972	1,130
Other	1,041	1,105
Total	3,743	3,777

Jan --- Dec Filings



20152016

Jan --- Dec Filings

	2015	2016	% Change	Trending
Civil	1,730	1,542	-10.9%	▼
Criminal	972	1,130	16.3%	▲
Other	1,041	1,105	6.1%	▲
Total	3,743	3,777	0.9%	▲

	Jan	Feb	Mar	Apr	May	Jun	Jul	Aug	Sep	Oct	Nov	Dec	Thru Dec	% Change	Trending	Total
2015	320	308	336	382	311	296	309	289	335	259	240	358	3,743			3,743
2016	333	330	370	309	288	289	312	289	321	316	319	301	3,777	0.9%	▲	3,777

		Jan	Feb	Mar	Apr	May	Jun	Jul	Aug	Sep	Oct	Nov	Dec	Thru Dec	% Change	Trending	Total
Administrative Law	2015	-	1	1	2	-	1	-	-	1	-	-	-	6			6
	2016	-	-	-	-	-	-	-	-	-	-	1	-	1	-83.3%	▼	1
Capital Murder	2015	-	-	-	1	-	-	-	-	-	-	-	-	1			1
	2016	-	-	-	-	-	-	-	-	-	-	-	-	1			1
Contested Divorce	2015	11	3	7	5	3	9	1	5	6	4	7	6	67			67
	2016	5	12	9	4	4	7	6	5	11	7	2	2	74	10.4%	▲	74
Domestic and Family - Level 1	2015	10	3	11	23	15	5	2	1	12	5	3	7	97			97
	2016	1	2	3	2	6	1	4	1	2	2	-	2	26	-73.2%	▼	26
Domestic and Family - Level 2	2015	6	2	3	4	7	4	5	2	5	7	5	2	52			52
	2016	-	5	7	5	12	10	5	8	4	9	5	6	76	46.2%	▲	76
General Civil - Level 1	2015	-	1	6	3	3	-	1	2	2	3	1	1	23			23
	2016	2	5	2	-	-	-	2	-	1	-	-	-	12	-47.8%	▼	12
General Civil - Level 2	2015	34	46	43	38	39	22	26	32	25	19	20	16	360			360
	2016	26	47	32	27	24	18	15	24	17	17	27	17	291	-19.2%	▼	291
General Civil - Level 3	2015	3	-	8	11	10	5	9	4	5	5	5	7	72			72
	2016	23	28	10	7	10	5	5	7	5	4	10	3	117	62.5%	▲	117
Miscellaneous	2015	136	131	180	146	138	155	174	146	139	123	133	220	1,821			1,821
	2016	161	141	172	145	127	138	168	133	153	158	142	135	1,773	-2.6%	▼	1,773
Misdemeanor	2015	9	22	10	11	14	20	11	17	29	16	9	27	195			195
	2016	38	9	32	25	22	22	25	24	27	16	39	21	300	53.8%	▲	300
Non-Capital Felonies and Related Matters	2015	83	71	42	115	61	51	53	55	79	56	37	59	762			762
	2016	49	56	76	66	58	64	61	70	75	77	63	90	805	5.6%	▲	805
Other	2015	4	4	6	5	8	4	4	6	3	3	3	1	51			51
	2016	8	4	7	7	3	6	3	-	6	4	5	3	56	9.8%	▲	56
Other Criminally Related Matters	2015	1	-	2	-	3	2	2	-	2	3	2	-	17			17
	2016	1	-	2	3	-	4	2	3	2	1	7	1	26	52.9%	▲	26
Probates/Wills and Trusts - Level 1	2015	-	-	-	-	-	-	-	1	1	-	-	-	2			2
	2016	-	1	-	-	-	-	-	-	-	-	-	-	1	-50.0%	▼	1
Probates/Wills and Trusts - Level 2	2015	6	7	3	2	3	4	2	3	6	2	2	3	43			43
	2016	3	4	3	-	3	2	3	2	4	3	3	2	32	-25.6%	▼	32
Protective Orders	2015	-	-	-	-	-	-	-	1	-	-	1	-	2			2
Uncontested Divorce	2015	17	17	14	16	7	14	19	14	20	13	12	9	172			172
	2016	16	16	15	18	19	12	13	12	14	18	15	19	187	8.7%	▲	187

Court: Culpeper Circuit

Start/End Date: Jan-15 / Dec-16

2015 Average Month: 206

Jan-Dec 2015: 2,474

Filings Trending: ↔

Circuit/Court ID: 16

216047


Type of Case: Filings

2016 Average Month: 202

Jan-Dec 2016 : 2,427

Overall AVG. Month: 204

Monthly Summary




Jan 15-Dec 16

Totals

	2015	2016
Civil	691	577
Criminal	985	886
Other	798	964
Total	2,474	2,427

Jan --- Dec Filings



20152016

Jan --- Dec Filings

	2015	2016	% Change	Trending
Civil	691	577	-16.5%	▼
Criminal	985	886	-10.1%	▼
Other	798	964	20.8%	▲
Total	2,474	2,427	-1.9%	▼

	Jan	Feb	Mar	Apr	May	Jun	Jul	Aug	Sep	Oct	Nov	Dec	Thru Dec	% Change	Trending	Total
2015	160	206	189	292	171	226	201	189	182	202	195	261	2,474			2,474
2016	178	263	212	153	174	244	212	256	161	222	178	174	2,427	-1.9%	▼	2,427

		Jan	Feb	Mar	Apr	May	Jun	Jul	Aug	Sep	Oct	Nov	Dec	Thru Dec	% Change	Trending	Total
Administrative Law	2015	-	-	-	2	-	1	-	-	-	-	-	-	3			3
	2016	-	-	-	-	1	-	1	-	1	-	1	-	4	33.3%	▲	4
Capital Murder	2015	-	8	-	-	-	-	-	-	-	-	-	-	8			8
	2016	-	8	-	-	-	-	-	-	-	-	-	-	8			8
Contested Divorce	2015	1	5	6	8	2	4	2	4	4	2	3	2	43			43
	2016	2	4	7	4	3	3	7	5	2	4	2	4	47	9.3%	▲	47
Domestic and Family - Level 1	2015	6	3	18	10	14	9	12	12	6	3	5	7	105			105
	2016	3	4	3	1	4	3	2	7	2	4	4	3	40	-61.9%	▼	40
Domestic and Family - Level 2	2015	4	2	3	8	3	6	1	3	2	1	5	1	39			39
	2016	3	1	2	1	2	2	1	4	3	1	3	2	25	-35.9%	▼	25
General Civil - Level 1	2015	-	-	-	-	-	-	1	-	-	1	-	-	2			2
	2016	-	-	-	-	-	1	-	1	1	1	1	-	5	150.0%	▲	5
General Civil - Level 2	2015	6	11	9	8	12	5	14	12	5	9	4	7	102			102
	2016	7	7	16	6	8	8	11	5	4	11	3	3	89	-12.7%	▼	89
General Civil - Level 3	2015	2	4	9	7	4	6	8	3	7	11	8	3	72			72
	2016	4	3	7	3	5	4	5	-	4	3	4	2	44	-38.9%	▼	44
Miscellaneous	2015	76	73	74	56	76	81	76	77	66	86	78	155	974			974
	2016	119	147	119	69	81	80	100	99	78	76	86	81	1,135	16.5%	▲	1,135
Misdemeanor	2015	4	33	18	38	11	40	13	30	18	21	24	27	277			277
	2016	1	11	11	10	6	33	13	30	13	23	12	18	181	-34.7%	▼	181
Non-Capital Felonies and Related Matters	2015	47	59	35	139	34	55	53	37	56	52	53	47	667			667
	2016	30	59	32	43	46	90	53	91	38	82	52	50	666	-0.1%	▼	666
Other	2015	1	-	1	1	-	4	3	-	-	-	3	2	15			15
	2016	-	1	1	-	3	4	4	1	1	3	2	-	20	33.3%	▲	20
Other Criminally Related Matters	2015	3	3	1	3	2	3	4	6	8	6	2	3	44			44
	2016	2	3	4	4	3	3	2	2	3	2	3	1	32	-27.3%	▼	32
Probates/Wills and Trusts - Level 1	2015	-	-	-	-	-	-	1	-	-	-	1	-	2			2
	2016	-	-	-	-	-	-	1	-	-	-	-	-	1	-50.0%	▼	1
Probates/Wills and Trusts - Level 2	2015	-	-	-	1	2	-	2	-	1	1	2	-	9			9
	2016	-	1	1	-	1	-	-	-	1	1	-	1	6	-33.3%	▼	6
Uncontested Divorce	2015	10	13	15	11	11	12	11	5	9	9	7	7	120			120
	2016	7	14	9	12	11	13	12	11	10	11	5	9	124	3.3%	▲	124

Court: Fluvanna Circuit

Start/End Date: Jan-15 / Dec-16

2015 Average Month: 98

Jan-Dec 2015: 1,177

Filings Trending: ▲

Circuit/Court ID: 16

216065

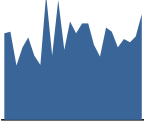
Type of Case: Filings

2016 Average Month:102

Jan-Dec 2016 : 1,223

Overall AVG. Month: 100

Monthly Summary



Jan 15-Dec 16

Totals

	2015	2016
Civil	314	261
Criminal	385	421
Other	478	541
Total	1,177	1,223

Jan --- Dec Filings

1,177

1,223

2015

2016

Jan --- Dec Filings

	2015	2016	% Change	Trending
Civil	314	261	-16.9%	▼
Criminal	385	421	9.4%	▲
Other	478	541	13.2%	▲
Total	1,177	1,223	3.9%	▲

	Jan	Feb	Mar	Apr	May	Jun	Jul	Aug	Sep	Oct	Nov	Dec	Thru Dec	% Change	Trending	Total
2015	104	106	65	87	99	77	66	150	77	144	84	118	1,177			1,177
2016	104	116	116	90	76	111	106	87	97	93	100	127	1,223	3.9%	▲	1,223

		Jan	Feb	Mar	Apr	May	Jun	Jul	Aug	Sep	Oct	Nov	Dec	Thru Dec	% Change	Trending	Total
Administrative Law	2015	-	-	2	-	-	-	-	-	-	-	-	-	2			2
	2016	1	-	-	-	-	-	-	-	-	-	-	1	2	0.0%	↔	2
Contested Divorce	2015	1	1	3	-	2	-	2	1	1	1	1	2	15			15
	2016	1	2	3	1	3	3	3	1	2	2	-	2	23	53.3%	▲	23
Domestic and Family - Level 1	2015	4	5	-	4	2	8	2	-	3	4	9	-	41			41
	2016	1	3	-	-	1	-	2	2	-	1	1	-	11	-73.2%	▼	11
Domestic and Family - Level 2	2015	-	-	1	5	2	1	-	2	2	1	2	-	16			16
	2016	2	1	1	1	-	2	2	-	1	6	3	1	20	25.0%	▲	20
General Civil - Level 1	2015	-	-	-	-	-	-	-	-	-	-	-	2	2			2
	2016	-	-	-	1	-	1	-	-	-	-	-	-	2	0.0%	↔	2
General Civil - Level 2	2015	3	3	1	3	3	2	3	3	5	7	4	5	42			42
	2016	-	3	3	1	-	5	2	7	8	4	4	2	39	-7.1%	▼	39
General Civil - Level 3	2015	1	1	2	3	6	1	-	2	1	4	1	2	24			24
	2016	1	-	1	3	-	3	1	4	1	4	1	-	19	-20.8%	▼	19
Miscellaneous	2015	40	44	42	34	52	33	43	60	50	51	42	85	576			576
	2016	81	67	49	42	47	50	56	35	51	42	60	57	637	10.6%	▲	637
Misdemeanor	2015	18	14	1	14	10	11	4	9	6	25	2	7	121			121
	2016	4	9	6	7	12	12	14	18	12	12	10	18	134	10.7%	▲	134
Non-Capital Felonies and Related Matters	2015	21	30	2	9	16	14	6	54	4	44	14	8	222			222
	2016	9	23	48	30	9	24	13	15	18	19	11	39	258	16.2%	▲	258
Other	2015	-	1	1	-	-	1	-	-	-	-	-	-	3			3
Other Criminally Related Matters	2015	10	3	2	4	1	1	3	11	1	1	5	-	42			42
	2016	2	2	-	2	-	2	9	3	2	1	5	2	30	-28.6%	▼	30
Probates/Wills and Trusts - Lev	2016	-	-	1	-	-	1	-	-	-	-	-	-	2			2
Probates/Wills and Trusts - Level 2	2015	-	1	1	-	-	-	-	-	2	1	-	-	5			5
	2016	-	-	1	-	-	-	-	-	-	-	1	2	4	-20.0%	▼	4
Protective Orders	2015	-	-	-	-	-	1	-	-	-	-	-	-	1			1
Uncontested Divorce	2015	6	3	7	11	5	4	3	8	2	5	4	7	65			65
	2016	2	6	3	2	4	8	4	2	2	2	4	3	42	-35.4%	▼	42

Court: Goochland Circuit

Start/End Date: Jan-15 / Dec-16

2015 Average Month: 88

Jan-Dec 2015: 1,055

Filings Trending: ↔

Circuit/Court ID: 16

216075

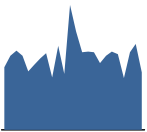
Type of Case: Filings

2016 Average Month:90

Jan-Dec 2016 : 1,079

Overall AVG. Month: 89

Monthly Summary



Jan 15-Dec 16

Totals

	2015	2016
Civil	250	264
Criminal	260	267
Other	545	548
Total	1,055	1,079

Jan --- Dec Filings

1,055

2015

1,079

2016

Jan --- Dec Filings

	2015	2016	% Change	Trending
Civil	250	264	5.6%	▲
Criminal	260	267	2.7%	▲
Other	545	548	0.6%	▲
Total	1,055	1,079	2.3%	▲

	Jan	Feb	Mar	Apr	May	Jun	Jul	Aug	Sep	Oct	Nov	Dec	Thru Dec	% Change	Trending	Total
2015	75	89	95	89	70	78	86	92	63	101	67	150	1,055			1,055
2016	118	93	94	93	80	89	94	91	62	93	103	69	1,079	2.3%	▲	1,079

		Jan	Feb	Mar	Apr	May	Jun	Jul	Aug	Sep	Oct	Nov	Dec	Thru Dec	% Change	Trending	Total
Administrative Law	2015	-	1	-	1	-	-	-	-	-	-	-	-	2			2
Contested Divorce	2015	-	2	1	2	3	4	2	-	1	3	-	1	19			19
	2016	1	-	3	2	-	2	3	-	4	-	-	1	16	-15.8%	▼	16
Domestic and Family - Level 1	2015	4	1	-	3	2	-	-	1	1	3	2	1	18			18
	2016	1	1	-	-	-	-	-	1	-	-	-	-	3	-83.3%	▼	3
Domestic and Family - Level 2	2015	-	2	1	1	1	-	2	1	1	1	-	-	10			10
	2016	2	-	-	-	1	-	1	-	1	1	-	-	6	-40.0%	▼	6
General Civil - Level 1	2015	1	-	-	-	-	-	1	-	-	-	-	-	2			2
	2016	-	-	1	-	-	-	-	-	-	-	-	-	1	-50.0%	▼	1
General Civil - Level 2	2015	6	2	10	1	-	3	5	5	8	3	2	1	46			46
	2016	3	5	7	1	5	2	3	2	3	4	6	5	46	0.0%	↔	46
General Civil - Level 3	2015	3	3	3	3	2	1	3	2	1	10	2	4	37			37
	2016	6	5	6	7	3	4	2	8	5	8	2	2	58	56.8%	▲	58
Miscellaneous	2015	43	50	48	49	40	40	42	45	38	55	40	121	611			611
	2016	69	65	49	44	40	44	59	63	30	52	55	36	606	-0.8%	▼	606
Misdemeanor	2015	10	9	15	7	6	13	14	5	1	6	9	13	108			108
	2016	9	4	8	10	13	7	9	7	6	3	16	7	99	-8.3%	▼	99
Non-Capital Felonies and Related Matters	2015	6	5	7	17	8	5	9	22	3	10	10	7	109			109
	2016	17	6	8	19	8	20	3	2	7	16	15	13	134	22.9%	▲	134
Other	2015	-	1	1	-	1	1	1	1	1	1	1	-	9			9
	2016	1	-	3	2	1	2	3	1	3	1	1	-	18	100.0%	▲	18
Other Criminally Related Matters	2015	1	7	3	2	5	2	5	7	4	4	1	2	43			43
	2016	5	1	2	5	4	3	5	1	1	4	3	2	36	-16.3%	▼	36
Probates/Wills and Trusts - Lev	2015	-	1	-	-	-	-	-	-	-	-	-	-	1			1
Probates/Wills and Trusts - Level 2	2015	1	-	1	1	-	1	-	-	-	-	-	-	4			4
	2016	-	-	1	-	2	-	-	-	-	1	-	-	4	0.0%	↔	4
Uncontested Divorce	2015	-	5	5	2	2	8	2	3	4	5	-	-	36			36
	2016	4	6	6	3	3	5	6	6	2	3	5	3	52	44.4%	▲	52

Court: Greene Circuit

Start/End Date: Jan-15 / Dec-16

2015 Average Month: 88

Jan-Dec 2015: 1,056

Filings Trending: ↔

Circuit/Court ID: 16

216079

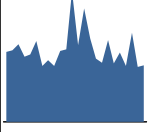
Type of Case: Filings

2016 Average Month:86

Jan-Dec 2016 : 1,034

Overall AVG. Month: 87

Monthly Summary



Jan 15-Dec 16

Totals

	2015	2016
Civil	210	196
Criminal	282	303
Other	564	535
Total	1,056	1,034

Jan --- Dec Filings

1,056

2015

1,034

2016

Jan --- Dec Filings

	2015	2016	% Change	Trending
Civil	210	196	-6.7%	▼
Criminal	282	303	7.4%	▲
Other	564	535	-5.1%	▼
Total	1,056	1,034	-2.1%	▼

	Jan	Feb	Mar	Apr	May	Jun	Jul	Aug	Sep	Oct	Nov	Dec	Thru Dec	% Change	Trending	Total
2015	84	86	93	78	81	97	67	74	67	85	87	157	1,056			1,056
2016	92	136	100	76	71	98	70	83	67	107	66	68	1,034	-2.1%	▼	1,034

		Jan	Feb	Mar	Apr	May	Jun	Jul	Aug	Sep	Oct	Nov	Dec	Thru Dec	% Change	Trending	Total
Administrative Law	2016	-	-	-	-	-	1	-	-	-	-	-	-	1			1
Contested Divorce	2015	-	1	2	1	-	1	2	1	-	1	1	-	10			10
	2016	1	1	-	-	5	-	2	1	1	4	-	2	17	70.0%	▲	17
Domestic and Family - Level 1	2015	2	-	1	-	5	2	1	1	4	-	-	1	17			17
	2016	1	1	-	-	2	3	2	2	2	1	-	-	14	-17.6%	▼	14
Domestic and Family - Level 2	2015	1	-	2	-	-	-	1	-	-	1	-	-	5			5
	2016	-	1	-	-	1	-	1	3	-	2	-	-	8	60.0%	▲	8
General Civil - Level 1	2015	-	1	-	-	-	-	-	-	-	-	-	-	1			1
General Civil - Level 2	2015	5	2	4	1	-	5	1	1	2	3	1	2	27			27
	2016	3	3	3	2	3	3	-	2	2	1	2	-	24	-11.1%	▼	24
General Civil - Level 3	2015	-	2	2	1	8	3	-	1	2	-	1	2	22			22
	2016	-	2	1	3	1	1	-	1	1	1	-	1	12	-45.5%	▼	12
Miscellaneous	2015	43	44	41	43	42	57	37	50	44	51	46	121	619			619
	2016	52	80	62	32	33	43	44	42	36	50	49	40	563	-9.0%	▼	563
Misdemeanor	2015	5	6	4	4	1	5	2	8	2	11	1	9	58			58
	2016	3	5	8	10	2	6	6	3	1	10	-	6	60	3.4%	▲	60
Non-Capital Felonies and Related Matters	2015	15	21	25	26	13	20	18	6	6	14	30	17	211			211
	2016	26	29	19	22	17	29	11	16	17	27	9	10	232	10.0%	▲	232
Other	2015	8	5	1	-	3	1	2	-	4	-	-	-	24			24
	2016	2	8	3	4	2	7	2	5	5	6	3	3	50	108.3%	▲	50
Other Criminally Related Matters	2015	1	-	-	-	1	-	2	2	1	2	1	4	14			14
	2016	1	2	-	-	1	3	2	2	1	1	1	-	14	0.0%	↔	14
Probates/Wills and Trusts - Lev	2016	-	-	-	-	-	-	-	-	-	1	-	-	1			1
Probates/Wills and Trusts - Level 2	2015	-	-	3	-	-	2	-	2	2	-	-	-	9			9
	2016	-	1	-	-	-	1	-	-	-	-	-	-	2	-77.8%	▼	2
Uncontested Divorce	2015	4	4	8	2	8	1	1	2	-	2	6	1	39			39
	2016	3	3	4	3	4	1	-	6	1	3	2	6	36	-7.7%	▼	36

Court: Louisa Circuit

Start/End Date: Jan-15 / Dec-16

2015 Average Month: 181

Jan-Dec 2015: 2,174

Filings Trending: ↔

Circuit/Court ID: 16

216109


Type of Case: Filings

2016 Average Month:182

Jan-Dec 2016 : 2,188

Overall AVG. Month: 182

Monthly Summary



Jan 15-Dec 16

Totals

	2015	2016
Civil	435	412
Criminal	857	764
Other	882	1,012
Total	2,174	2,188

Jan --- Dec Filings

2,174

2,188

2015

2016

Jan --- Dec Filings

	2015	2016	% Change	Trending
Civil	435	412	-5.3%	▼
Criminal	857	764	-10.9%	▼
Other	882	1,012	14.7%	▲
Total	2,174	2,188	0.6%	▲

	Jan	Feb	Mar	Apr	May	Jun	Jul	Aug	Sep	Oct	Nov	Dec	Thru Dec	% Change	Trending	Total
2015	178	184	159	179	145	155	156	143	254	127	186	308	2,174			2,174
2016	256	190	212	162	163	134	179	165	162	133	251	181	2,188	0.6%	▲	2,188

		Jan	Feb	Mar	Apr	May	Jun	Jul	Aug	Sep	Oct	Nov	Dec	Thru Dec	% Change	Trending	Total
Administrative Law	2015	1	-	1	-	1	-	2	-	-	-	-	1	6			6
	2016	-	-	2	-	-	-	-	-	-	-	-	1	3	-50.0%	▼	3
Contested Divorce	2015	1	2	1	4	1	1	2	4	3	4	2	1	26			26
	2016	1	4	4	5	2	1	5	2	8	3	6	5	46	76.9%	▲	46
Domestic and Family - Level 1	2015	-	8	-	3	-	2	1	11	-	3	-	13	41			41
	2016	-	1	-	1	-	2	-	2	1	-	-	-	7	-82.9%	▼	7
Domestic and Family - Level 2	2015	-	4	-	1	-	-	2	1	-	-	3	1	12			12
	2016	-	-	1	-	1	1	2	3	-	-	1	1	10	-16.7%	▼	10
General Civil - Level 1	2015	3	1	-	-	-	1	-	-	-	-	-	-	5			5
	2016	-	1	-	-	-	-	-	-	-	-	2	-	3	-40.0%	▼	3
General Civil - Level 2	2015	7	5	4	6	4	5	7	8	7	7	13	7	80			80
	2016	5	3	5	3	5	2	6	4	9	6	6	3	57	-28.8%	▼	57
General Civil - Level 3	2015	2	1	1	9	5	4	5	2	2	7	4	9	51			51
	2016	6	13	2	-	3	1	11	14	5	2	8	9	74	45.1%	▲	74
Miscellaneous	2015	56	54	73	45	53	49	40	42	61	55	61	129	718			718
	2016	102	102	99	85	69	60	70	61	61	81	75	64	929	29.4%	▲	929
Misdemeanor	2015	25	20	21	17	21	24	27	8	15	15	19	27	239			239
	2016	27	7	28	16	22	21	30	19	20	7	26	33	256	7.1%	▲	256
Non-Capital Felonies and Related Matters	2015	56	62	22	67	25	35	34	43	151	13	64	8	580			580
	2016	82	28	38	23	28	17	36	38	31	8	110	40	479	-17.4%	▼	479
Other	2015	20	22	21	15	21	24	21	15	6	14	16	102	297			297
	2016	23	17	18	20	25	19	12	12	15	14	13	15	203	-31.6%	▼	203
Other Criminally Related Matters	2015	3	3	5	5	4	5	8	3	3	-	1	1	41			41
	2016	3	-	4	2	1	6	2	1	5	5	-	2	31	-24.4%	▼	31
Probates/Wills and Trusts - Lev	2015	-	1	-	-	-	-	-	-	-	1	-	-	2			2
Probates/Wills and Trusts - Level 2	2015	1	-	-	2	3	-	-	-	-	-	-	1	7			7
	2016	1	2	-	-	2	2	-	-	1	2	-	1	11	57.1%	▲	11
Uncontested Divorce	2015	3	1	10	5	7	5	7	6	6	8	3	8	69			69
	2016	6	12	11	7	5	2	5	9	6	5	4	7	79	14.5%	▲	79

Court: Madison Circuit

Start/End Date: Jan-15 / Dec-16

2015 Average Month: 62

Jan-Dec 2015: 745

Filings Trending: ▲

Circuit/Court ID: 16

216113


Type of Case: Filings

2016 Average Month:66

Jan-Dec 2016 : 789

Overall AVG. Month: 64

Monthly Summary



Jan 15-Dec 16

Totals

	2015	2016
Civil	165	134
Criminal	181	232
Other	399	423
Total	745	789

Jan --- Dec Filings

745

789

2015

2016

Jan --- Dec Filings

	2015	2016	% Change	Trending
Civil	165	134	-18.8%	▼
Criminal	181	232	28.2%	▲
Other	399	423	6.0%	▲
Total	745	789	5.9%	▲

	Jan	Feb	Mar	Apr	May	Jun	Jul	Aug	Sep	Oct	Nov	Dec	Thru Dec	% Change	Trending	Total
2015	40	70	62	66	40	53	66	55	54	93	34	112	745			745
2016	75	66	75	83	51	53	77	40	76	64	67	62	789	5.9%	▲	789

		Jan	Feb	Mar	Apr	May	Jun	Jul	Aug	Sep	Oct	Nov	Dec	Thru Dec	% Change	Trending	Total
Contested Divorce	2015	-	1	1	2	1	1	2	-	-	1	1	-	10			10
	2016	-	-	-	2	1	2	-	1	1	-	-	1	8	-20.0%	▼	8
Domestic and Family - Level 1	2015	-	2	2	4	-	6	1	3	-	2	-	1	21			21
	2016	-	-	-	1	-	-	-	2	-	1	-	-	4	-81.0%	▼	4
Domestic and Family - Level 2	2015	1	1	3	-	1	-	-	1	-	-	-	-	7			7
	2016	1	-	1	1	1	-	-	-	1	-	1	-	6	-14.3%	▼	6
General Civil - Level 2	2015	-	1	3	3	-	4	3	3	1	-	2	-	20			20
	2016	1	-	1	3	1	2	-	1	3	3	1	3	19	-5.0%	▼	19
General Civil - Level 3	2015	-	1	1	3	6	1	1	-	1	3	1	-	18			18
	2016	1	-	1	-	-	-	1	1	-	-	1	1	6	-66.7%	▼	6
Miscellaneous	2015	26	25	23	23	16	14	31	15	34	35	22	35	299			299
	2016	45	32	43	46	29	19	41	11	32	15	27	25	365	22.1%	▲	365
Misdemeanor	2015	2	10	8	6	3	5	3	10	3	8	1	-	59			59
	2016	4	6	3	6	2	4	9	5	9	2	12	3	65	10.2%	▲	65
Non-Capital Felonies and Related Matters	2015	2	9	3	12	5	14	5	7	3	30	2	17	109			109
	2016	9	14	10	10	6	13	10	9	18	31	10	14	154	41.3%	▲	154
Other	2015	8	15	16	6	5	7	17	13	9	12	4	56	168			168
	2016	12	12	8	10	6	9	14	5	10	9	9	11	115	-31.5%	▼	115
Other Criminally Related Matters	2015	-	4	-	1	-	1	1	1	3	1	-	1	13			13
	2016	-	1	1	1	-	-	1	2	-	3	2	2	13	0.0%	↔	13
Probates/Wills and Trusts - Lev	2016	-	-	-	1	-	-	-	-	-	-	-	-	1			1
Probates/Wills and Trusts - Level 2	2015	-	-	-	-	1	-	-	2	-	-	-	-	3			3
	2016	1	-	1	-	1	-	1	-	-	-	2	-	6	100.0%	▲	6
Uncontested Divorce	2015	1	1	2	6	2	-	2	-	-	1	1	2	18			18
	2016	1	1	6	2	4	4	-	3	2	-	2	2	27	50.0%	▲	27

Court: Orange Circuit

Start/End Date: Jan-15 / Dec-16

2015 Average Month: 151

Jan-Dec 2015: 1,806

Filings Trending: ▲

Circuit/Court ID: 16

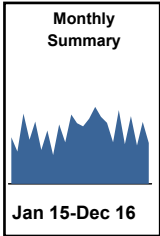
216137

Type of Case: Filings

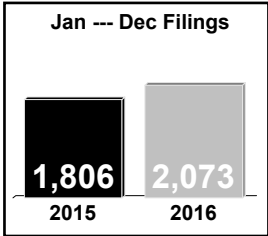
2016 Average Month:173

Jan-Dec 2016 : 2,073

Overall AVG. Month: 162



Totals		
	2015	2016
Civil	386	334
Criminal	780	832
Other	640	907
Total	1,806	2,073



Jan --- Dec Filings				
	2015	2016	% Change	Trending
Civil	386	334	-13.5%	▼
Criminal	780	832	6.7%	▲
Other	640	907	41.7%	▲
Total	1,806	2,073	14.8%	▲

	Jan	Feb	Mar	Apr	May	Jun	Jul	Aug	Sep	Oct	Nov	Dec	Thru Dec	% Change	Trending	Total
2015	140	97	211	132	187	101	160	86	178	124	208	182	1,806			1,806
2016	172	195	231	201	183	124	221	119	203	115	186	123	2,073	14.8%	▲	2,073

		Jan	Feb	Mar	Apr	May	Jun	Jul	Aug	Sep	Oct	Nov	Dec	Thru Dec	% Change	Trending	Total
Administrative Law	2015	-	1	-	-	1	-	-	-	-	-	2	-	4			4
Capital Murder	2016	-	-	-	1	-	-	-	-	-	-	-	-	1			1
Contested Divorce	2015	3	3	6	5	4	3	5	4	3	2	3	3	44			44
	2016	3	4	7	4	3	2	2	3	4	1	5	3	41	-6.8%	▼	41
Domestic and Family - Level 1	2015	4	4	1	5	-	1	6	-	4	-	7	1	33			33
	2016	-	5	1	-	1	1	1	3	3	1	-	-	16	-51.5%	▼	16
Domestic and Family - Level 2	2015	2	-	2	4	1	3	2	1	1	-	3	-	19			19
	2016	1	-	-	2	2	-	1	1	-	-	-	1	8	-57.9%	▼	8
General Civil - Level 1	2015	-	-	-	-	-	-	1	1	1	-	1	-	4			4
	2016	-	1	-	-	-	-	-	-	-	1	-	-	2	-50.0%	▼	2
General Civil - Level 2	2015	5	3	5	4	6	4	8	3	3	5	9	9	64			64
	2016	3	2	2	6	2	5	4	2	9	1	4	3	43	-32.8%	▼	43
General Civil - Level 3	2015	2	5	7	1	3	-	3	3	4	2	1	2	33			33
	2016	6	4	3	2	12	3	-	9	2	2	5	6	54	63.6%	▲	54
Miscellaneous	2015	45	48	60	51	42	61	52	46	61	65	76	119	726			726
	2016	85	122	120	61	63	66	69	70	80	78	89	69	972	33.9%	▲	972
Misdemeanor	2015	13	1	24	12	22	4	22	8	30	3	24	7	170			170
	2016	10	12	14	8	16	5	30	3	18	4	17	13	150	-11.8%	▼	150
Non-Capital Felonies and Related Matters	2015	60	24	96	42	98	12	41	14	57	29	70	23	566			566
	2016	51	38	78	107	75	28	101	19	77	16	52	15	657	16.1%	▲	657
Other	2015	-	2	2	1	1	5	1	2	4	8	3	2	31			31
	2016	2	4	2	4	2	4	5	4	4	5	1	3	40	29.0%	▲	40
Other Criminally Related Matters	2015	-	3	3	-	5	-	12	-	5	4	6	8	46			46
	2016	5	1	1	-	4	3	-	-	1	1	6	2	24	-47.8%	▼	24
Probates/Wills and Trusts - Level 2	2015	-	-	-	1	-	1	-	2	-	1	-	1	6			6
	2016	1	-	1	1	1	1	3	1	1	1	-	-	11	83.3%	▲	11
Uncontested Divorce	2015	6	3	5	6	4	7	7	2	5	5	3	7	60			60
	2016	5	2	2	5	2	6	5	4	4	4	7	8	54	-10.0%	▼	54

Court: Charlottesville Circuit

Start/End Date: Jan-15 / Dec-16

2015 Average Month: 126

Jan-Dec 2015: 1,509

Filings Trending: ↔

Circuit/Court ID: 16

216540

Type of Case: Filings

2016 Average Month:127

Jan-Dec 2016 : 1,518

Overall AVG. Month: 126

Monthly Summary

Jan 15-Dec 16

Totals

	2015	2016
Civil	414	404
Criminal	915	926
Other	180	188
Total	1,509	1,518

Jan --- Dec Filings

1,509

2015

1,518

2016

Jan --- Dec Filings

	2015	2016	% Change	Trending
Civil	414	404	-2.4%	▼
Criminal	915	926	1.2%	▲
Other	180	188	4.4%	▲
Total	1,509	1,518	0.6%	▲

	Jan	Feb	Mar	Apr	May	Jun	Jul	Aug	Sep	Oct	Nov	Dec	Thru Dec	% Change	Trending	Total
2015	114	131	121	137	110	131	137	138	109	134	98	149	1,509			1,509
2016	102	160	146	120	100	148	117	152	121	144	96	112	1,518	0.6%	▲	1,518

		Jan	Feb	Mar	Apr	May	Jun	Jul	Aug	Sep	Oct	Nov	Dec	Thru Dec	% Change	Trending	Total
Administrative Law	2015	-	-	-	1	3	1	1	-	-	1	1	-	8			8
	2016	1	1	-	-	-	1	1	-	-	-	-	-	4	-50.0%	▼	4
Capital Murder	2015	-	-	-	-	-	1	-	-	-	-	-	-	1			1
	2016	1	1	5	2	2	2	2	2	1	-	2	3	23			23
Contested Divorce	2015	-	-	1	2	1	-	1	-	3	1	2	-	11	-52.2%	▼	11
	2016	4	3	2	4	1	6	3	-	2	4	2	5	36			36
Domestic and Family - Level 1	2015	1	1	2	-	2	1	3	-	2	-	-	-	12	-66.7%	▼	12
	2016	3	2	1	1	1	2	1	3	2	3	-	3	22			22
Domestic and Family - Level 2	2015	1	2	3	3	5	3	3	-	5	4	-	1	30	36.4%	▲	30
	2016	1	2	-	2	-	-	2	2	-	3	-	1	13			13
General Civil - Level 1	2015	1	2	1	1	1	2	1	1	-	-	-	1	11	-15.4%	▼	11
	2016	6	15	12	6	8	7	4	5	5	14	5	6	93			93
General Civil - Level 2	2015	3	7	5	3	8	9	5	13	4	8	8	4	77	-17.2%	▼	77
	2016	5	7	5	4	5	4	5	3	5	4	3	3	53			53
General Civil - Level 3	2015	1	1	10	4	6	-	3	2	7	4	4	2	44	-17.0%	▼	44
	2016	26	21	20	20	20	18	28	27	28	18	21	40	287			287
Miscellaneous	2015	30	37	34	16	23	31	23	28	40	36	23	24	345	20.2%	▲	345
	2016	14	22	4	14	16	27	18	20	14	7	18	23	197			197
Misdemeanor	2015	19	22	22	24	11	26	21	29	17	25	20	19	255	29.4%	▲	255
	2016	47	54	64	76	51	52	61	62	45	70	41	56	679			679
Non-Capital Felonies and Related Matters	2015	41	76	60	58	36	62	48	73	35	60	36	54	639	-5.9%	▼	639
	2016	-	-	-	-	-	-	1	-	-	-	-	-	1			1
Other	2015	2	-	-	2	-	1	-	-	-	-	1	-	6	500.0%	▲	6
	2016	3	3	2	1	2	3	6	6	2	6	1	4	39			39
Other Criminally Related Matters	2015	2	2	4	6	3	4	3	3	4	2	-	2	35	-10.3%	▼	35
	2016	1	-	-	-	-	-	-	-	-	1	-	-	2			2
Probates/Wills and Trusts - Lev	2015	-	1	1	-	-	5	-	1	-	1	2	1	12			12
Probates/Wills and Trusts - Level 2	2015	-	-	1	1	1	1	-	1	1	1	-	1	8	-33.3%	▼	8
	2016	3	-	5	6	1	3	5	7	5	2	2	4	43			43
Uncontested Divorce	2015	-	9	3	-	3	7	5	2	3	3	2	4	41	-4.7%	▼	41

Court: Arlington Circuit

Start/End Date: Jan-15 / Dec-16

2015 Average Month: 804

Jan-Dec 2015: 9,647

Filings Trending: ▲

Circuit/Court ID: 17

217013


Type of Case: Filings

2016 Average Month:893

Jan-Dec 2016 : 10,721

Overall AVG. Month: 849

Monthly Summary

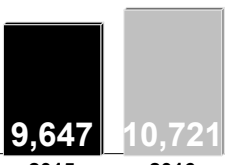


Jan 15-Dec 16

Totals

	2015	2016
Civil	2,408	2,432
Criminal	4,264	4,930
Other	2,975	3,359
Total	9,647	10,721

Jan --- Dec Filings



20152016

Jan --- Dec Filings

	2015	2016	% Change	Trending
Civil	2,408	2,432	1.0%	▲
Criminal	4,264	4,930	15.6%	▲
Other	2,975	3,359	12.9%	▲
Total	9,647	10,721	11.1%	▲

	Jan	Feb	Mar	Apr	May	Jun	Jul	Aug	Sep	Oct	Nov	Dec	Thru Dec	% Change	Trending	Total
2015	716	703	837	858	721	814	798	744	707	837	796	1,116	9,647			9,647
2016	832	824	774	873	937	966	935	1,036	864	1,021	867	792	10,721	11.1%	▲	10,721

		Jan	Feb	Mar	Apr	May	Jun	Jul	Aug	Sep	Oct	Nov	Dec	Thru Dec	% Change	Trending	Total
Administrative Law	2015	1	-	2	-	-	2	1	1	-	1	2	-	10			10
	2016	-	4	2	2	3	-	2	1	1	5	2	-	22	120.0%	▲	22
Contested Divorce	2015	14	8	18	30	13	24	20	16	21	18	18	21	221			221
	2016	12	19	21	19	31	24	23	20	18	16	24	17	244	10.4%	▲	244
Domestic and Family - Level 1	2015	8	11	7	10	6	4	7	22	15	3	9	15	117			117
	2016	4	-	4	7	5	2	1	4	1	-	4	2	34	-70.9%	▼	34
Domestic and Family - Level 2	2015	6	9	7	9	5	10	2	7	5	7	12	10	89			89
	2016	5	9	3	5	5	3	7	5	7	15	6	4	74	-16.9%	▼	74
General Civil - Level 1	2015	1	2	5	2	2	2	2	-	4	2	-	3	25			25
	2016	3	3	2	5	3	3	2	3	1	1	-	2	28	12.0%	▲	28
General Civil - Level 2	2015	39	23	37	34	43	41	38	38	35	36	36	41	441			441
	2016	28	58	43	32	41	57	44	58	36	47	72	54	570	29.3%	▲	570
General Civil - Level 3	2015	8	9	17	7	14	9	12	12	8	15	9	8	128			128
	2016	3	8	13	13	4	10	11	24	6	9	11	13	125	-2.3%	▼	125
Miscellaneous	2015	160	148	130	161	131	142	163	159	148	151	178	274	1,945			1,945
	2016	181	185	176	138	141	172	196	182	156	157	168	171	2,023	4.0%	▲	2,023
Misdemeanor	2015	45	51	71	60	56	53	40	43	38	56	71	70	654			654
	2016	58	64	57	69	78	98	72	110	102	85	58	69	920	40.7%	▲	920
Non-Capital Felonies and Related Matters	2015	187	193	238	297	220	253	257	242	217	282	223	277	2,886			2,886
	2016	163	253	186	278	339	332	322	336	295	408	268	240	3,420	18.5%	▲	3,420
Other	2015	124	174	150	155	128	190	178	108	146	144	153	296	1,946			1,946
	2016	300	129	155	221	206	174	177	198	176	202	181	144	2,263	16.3%	▲	2,263
Other Criminally Related Matters	2015	86	49	114	43	66	47	40	59	37	78	50	72	741			741
	2016	43	63	70	56	51	55	50	61	31	44	42	36	602	-18.8%	▼	602
Probates/Wills and Trusts - Level 1	2015	-	1	2	2	6	2	4	2	2	1	1	1	24			24
	2016	4	1	4	2	2	1	1	-	1	-	1	3	20	-16.7%	▼	20
Probates/Wills and Trusts - Level 2	2015	8	5	11	13	9	7	5	8	7	9	8	9	99			99
	2016	8	11	13	8	10	9	9	11	11	9	5	13	117	18.2%	▲	117
Uncontested Divorce	2015	29	20	28	35	22	28	29	27	24	34	26	19	321			321
	2016	20	17	25	18	18	26	18	23	22	23	25	24	259	-19.3%	▼	259

Court: Fauquier Circuit

Start/End Date: Jan-15 / Dec-16

2015 Average Month: 298

Jan-Dec 2015: 3,576

Filings Trending: ↔

Circuit/Court ID: 20220061


Type of Case: Filings

2016 Average Month: 305

Jan-Dec 2016 : 3,665

Overall AVG. Month: 302

Monthly Summary




Jan 15-Dec 16

Totals

	2015	2016
Civil	791	790
Criminal	959	1,080
Other	1,826	1,795
Total	3,576	3,665

Jan --- Dec Filings



20152016

Jan --- Dec Filings

	2015	2016	% Change	Trending
Civil	791	790	-	↔
Criminal	959	1,080	12.6%	▲
Other	1,826	1,795	-1.7%	▼
Total	3,576	3,665	2.5%	▲

	Jan	Feb	Mar	Apr	May	Jun	Jul	Aug	Sep	Oct	Nov	Dec	Thru Dec	% Change	Trending	Total
2015	266	290	317	269	295	250	267	238	229	245	326	584	3,576			3,576
2016	402	348	379	276	304	261	320	283	293	219	319	261	3,665	2.5%	▲	3,665

		Jan	Feb	Mar	Apr	May	Jun	Jul	Aug	Sep	Oct	Nov	Dec	Thru Dec	% Change	Trending	Total
Administrative Law	2015	-	-	-	-	-	-	-	2	-	-	-	1	3			3
	2016	-	1	-	-	-	-	-	-	2	-	1	-	4	33.3%	▲	4
Contested Divorce	2015	5	7	3	4	5	7	2	3	8	4	4	4	56			56
	2016	4	6	5	9	6	3	8	6	3	2	2	8	62	10.7%	▲	62
Domestic and Family - Level 1	2015	3	3	-	-	5	7	8	1	2	6	4	-	39			39
	2016	-	-	-	-	1	-	-	-	-	-	-	-	1	-97.4%	▼	1
Domestic and Family - Level 2	2015	1	3	5	3	4	2	3	3	2	-	2	4	32			32
	2016	1	6	3	3	6	-	2	5	2	-	6	7	41	28.1%	▲	41
General Civil - Level 1	2015	1	-	2	2	1	1	-	1	-	-	-	1	9			9
	2016	1	2	3	-	1	1	1	1	2	1	1	-	14	55.6%	▲	14
General Civil - Level 2	2015	7	15	20	11	14	14	12	11	11	11	8	10	144			144
	2016	13	11	11	15	18	10	10	18	18	5	12	11	152	5.6%	▲	152
General Civil - Level 3	2015	1	3	1	7	6	2	3	4	1	5	7	7	47			47
	2016	1	6	7	4	6	4	3	2	4	5	6	4	52	10.6%	▲	52
Miscellaneous	2015	104	127	129	109	106	110	106	115	102	100	137	253	1,498			1,498
	2016	206	209	175	125	106	100	135	120	117	119	167	117	1,696	13.2%	▲	1,696
Misdemeanor	2015	14	22	17	14	33	17	19	13	12	23	33	25	242			242
	2016	21	18	39	19	29	26	38	30	34	24	20	18	316	30.6%	▲	316
Non-Capital Felonies and Related Matters	2015	90	53	80	65	67	24	52	39	38	46	81	32	667			667
	2016	101	54	87	42	80	31	70	42	48	30	67	60	712	6.7%	▲	712
Other	2015	25	38	39	41	35	54	40	32	40	32	28	229	633			633
	2016	37	19	27	36	33	63	34	40	44	16	22	25	396	-37.4%	▼	396
Other Criminally Related Matters	2015	7	1	4	2	5	4	5	3	2	6	9	3	51			51
	2016	4	3	5	5	8	6	6	6	3	1	3	4	54	5.9%	▲	54
Probates/Wills and Trusts - Level 1	2015	-	-	1	1	-	-	-	-	-	-	-	-	2			2
	2016	1	-	-	-	-	-	1	-	-	-	-	1	3	50.0%	▲	3
Probates/Wills and Trusts - Level 2	2015	2	4	-	5	1	2	1	-	-	2	-	-	17			17
	2016	1	2	-	2	-	5	1	-	1	2	1	1	16	-5.9%	▼	16
Protective Orders	2015	1	1	1	-	-	1	2	1	1	1	1	-	10			10
Uncontested Divorce	2015	5	13	15	5	13	5	14	10	10	9	12	15	126			126
	2016	11	11	17	16	10	12	11	13	15	14	11	5	146	15.9%	▲	146

Court: Loudoun Circuit

Start/End Date: Jan-15 / Dec-16

2015 Average Month: 879

Jan-Dec 2015: 10,543

Filings Trending: ↔

Circuit/Court ID: 20

220107


Type of Case: Filings

2016 Average Month: 871

Jan-Dec 2016 : 10,456

Overall AVG. Month: 875

Monthly Summary



Jan 15-Dec 16

Totals

	2015	2016
Civil	4,425	4,208
Criminal	2,541	2,277
Other	3,577	3,971
Total	10,543	10,456

Jan --- Dec Filings

10,543

2015

10,456

2016

Jan --- Dec Filings

	2015	2016	% Change	Trending
Civil	4,425	4,208	-4.9%	▼
Criminal	2,541	2,277	-10.4%	▼
Other	3,577	3,971	11.0%	▲
Total	10,543	10,456	-0.8%	▼

	Jan	Feb	Mar	Apr	May	Jun	Jul	Aug	Sep	Oct	Nov	Dec	Thru Dec	% Change	Trending	Total
2015	785	748	797	883	816	880	928	859	863	841	900	1,243	10,543			10,543
2016	945	931	1,019	828	824	938	767	939	849	788	838	790	10,456	-0.8%	▼	10,456

		Jan	Feb	Mar	Apr	May	Jun	Jul	Aug	Sep	Oct	Nov	Dec	Thru Dec	% Change	Trending	Total
Administrative Law	2015	8	3	4	1	1	5	6	5	-	2	3	1	39			39
	2016	1	1	-	1	1	-	4	1	2	4	1	-	16	-59.0%	▼	16
Capital Murder	2015	-	5	-	-	-	-	-	-	-	-	-	-	5			5
	2016	17	18	23	23	21	12	35	22	17	24	27	18	257			257
Contested Divorce	2015	20	26	25	26	17	17	23	19	19	14	24	20	250	-2.7%	▼	250
	2016	32	24	27	20	30	19	22	8	33	18	20	43	296			296
Domestic and Family - Level 1	2015	1	7	8	8	6	8	7	6	15	6	8	10	90	-69.6%	▼	90
	2016	13	8	15	15	15	13	11	12	7	16	11	9	145			145
Domestic and Family - Level 2	2015	6	8	10	8	9	10	10	12	12	13	5	9	112	-22.8%	▼	112
	2016	-	3	-	4	4	1	1	4	2	1	1	3	24			24
General Civil - Level 1	2015	3	-	5	-	1	3	2	3	4	1	1	5	28	16.7%	▲	28
	2016	22	46	46	56	54	48	53	43	42	45	49	38	542			542
General Civil - Level 2	2015	35	48	45	49	57	45	50	57	42	46	39	48	561	3.5%	▲	561
	2016	24	18	30	28	32	33	29	21	31	30	18	32	326			326
General Civil - Level 3	2015	35	46	54	29	40	52	17	26	28	35	36	23	421	29.1%	▲	421
	2016	394	379	372	404	362	405	433	414	411	402	502	839	5,317			5,317
Miscellaneous	2015	569	508	505	456	422	488	414	460	429	426	461	396	5,534	4.1%	▲	5,534
	2016	39	40	37	55	36	42	45	44	45	52	40	45	520			520
Misdemeanor	2015	31	36	60	47	23	36	21	47	39	44	33	34	451	-13.3%	▼	451
	2016	119	101	111	132	121	154	155	121	140	134	136	131	1,555			1,555
Non-Capital Felonies and Related Matters	2015	105	100	163	78	131	121	87	129	96	81	86	97	1,274	-18.1%	▼	1,274
	2016	23	9	39	25	22	42	17	37	-	1	1	1	217			217
Other	2015	26	41	31	15	17	33	22	44	34	21	21	36	341	57.1%	▲	341
	2016	29	34	31	43	50	32	41	53	55	51	21	26	466			466
Other Criminally Related Matters	2015	48	48	55	43	26	41	58	42	43	47	58	46	555	19.1%	▲	555
	2016	-	-	-	-	1	-	1	-	2	-	2	1	7			7
Probates/Wills and Trusts - Level 1	2015	-	-	1	-	1	1	-	3	1	-	1	-	8	14.3%	▲	8
	2016	8	8	7	13	5	13	9	11	6	7	9	1	97			97
Probates/Wills and Trusts - Level 2	2015	10	7	9	5	13	11	3	11	8	9	8	15	109	12.4%	▲	109
	2016	57	52	55	64	62	61	70	64	72	58	60	55	730			730
Uncontested Divorce	2015	55	55	48	63	60	72	49	79	77	41	56	51	706	-3.3%	▼	706
	2016																

Court: Rappahannock Circuit

Start/End Date: Jan-15 / Dec-16

2015 Average Month: 36

Jan-Dec 2015: 436

Filings Trending: ▲

Circuit/Court ID: 20

220157


Type of Case: Filings

2016 Average Month:38

Jan-Dec 2016 : 452

Overall AVG. Month: 37

Monthly Summary



Jan 15-Dec 16

Totals

	2015	2016
Civil	95	105
Criminal	93	100
Other	248	247
Total	436	452

Jan --- Dec Filings

436

2015

452

2016

Jan --- Dec Filings

	2015	2016	% Change	Trending
Civil	95	105	10.5%	▲
Criminal	93	100	7.5%	▲
Other	248	247	-	↔
Total	436	452	3.7%	▲

	Jan	Feb	Mar	Apr	May	Jun	Jul	Aug	Sep	Oct	Nov	Dec	Thru Dec	% Change	Trending	Total
2015	31	29	45	29	38	37	39	24	39	37	28	60	436			436
2016	43	45	41	59	34	24	39	29	34	23	49	32	452	3.7%	▲	452

		Jan	Feb	Mar	Apr	May	Jun	Jul	Aug	Sep	Oct	Nov	Dec	Thru Dec	% Change	Trending	Total
Contested Divorce	2015	1	1	-	-	1	-	-	1	1	-	-	-	5			5
	2016	1	1	-	2	1	-	-	-	-	1	2	1	9	80.0%	▲	9
Domestic and Family - Level 1	2015	-	-	-	1	-	-	-	4	-	-	2	-	7			7
	2016	-	-	-	-	1	-	-	-	1	-	-	-	2	-71.4%	▼	2
Domestic and Family - Level 2	2015	-	-	-	-	3	1	-	-	-	-	-	-	4			4
	2016	-	-	3	1	-	1	-	1	1	-	-	-	7	75.0%	▲	7
General Civil - Level 2	2015	-	-	6	2	-	2	-	1	3	-	1	4	19			19
	2016	-	2	2	-	-	2	-	2	2	1	1	3	15	-21.1%	▼	15
General Civil - Level 3	2015	2	-	-	2	1	1	-	-	2	2	-	3	13			13
	2016	-	2	1	2	-	1	1	-	2	-	-	-	9	-30.8%	▼	9
Miscellaneous	2015	9	13	14	10	10	14	13	12	15	21	13	31	175			175
	2016	24	30	19	9	17	8	16	15	19	15	17	16	205	17.1%	▲	205
Misdemeanor	2015	4	2	2	2	-	3	7	-	3	3	2	1	29			29
	2016	2	3	1	4	3	-	3	3	1	-	7	2	29	0.0%	↔	29
Non-Capital Felonies and Related Matters	2015	8	2	11	5	12	-	10	1	2	3	5	1	60			60
	2016	9	1	2	33	2	1	2	-	2	-	12	3	67	11.7%	▲	67
Other	2015	6	7	10	5	7	11	7	5	10	7	5	18	98			98
	2016	6	5	10	7	8	10	15	7	6	5	8	5	92	-6.1%	▼	92
Other Criminally Related Matters	2015	-	-	1	-	1	-	2	-	-	-	-	-	4			4
	2016	-	-	-	-	1	-	-	-	-	-	2	1	4	0.0%	↔	4
Probates/Wills and Trusts - Lev	2016	-	-	-	-	-	-	-	-	-	1	-	-	1			1
Probates/Wills and Trusts - Lev	2015	1	-	-	1	-	1	-	-	-	-	-	-	3			3
Uncontested Divorce	2015	-	4	1	1	3	4	-	-	3	1	-	2	19			19
	2016	1	1	3	1	1	1	2	1	-	-	-	1	12	-36.8%	▼	12

Court: Henry Circuit

Start/End Date: Jan-15 / Dec-16

2015 Average Month: 308

Jan-Dec 2015: 3,697

Filings Trending: ▲

Circuit/Court ID: 21

221089


Type of Case: Filings

2016 Average Month: 372

Jan-Dec 2016 : 4,465

Overall AVG. Month: 340

Monthly Summary




Jan 15-Dec 16

Totals

	2015	2016
Civil	748	760
Criminal	1,701	2,080
Other	1,248	1,625
Total	3,697	4,465

Jan --- Dec Filings



3,697 2015 4,465 2016

Jan --- Dec Filings

	2015	2016	% Change	Trending
Civil	748	760	1.6%	▲
Criminal	1,701	2,080	22.3%	▲
Other	1,248	1,625	30.2%	▲
Total	3,697	4,465	20.8%	▲

	Jan	Feb	Mar	Apr	May	Jun	Jul	Aug	Sep	Oct	Nov	Dec	Thru Dec	% Change	Trending	Total
2015	364	294	408	320	291	287	281	239	327	307	305	274	3,697			3,697
2016	411	499	553	376	341	216	414	370	370	266	389	260	4,465	20.8%	▲	4,465

		Jan	Feb	Mar	Apr	May	Jun	Jul	Aug	Sep	Oct	Nov	Dec	Thru Dec	% Change	Trending	Total
Administrative Law	2015	-	-	-	1	-	-	-	-	-	-	-	-	1			1
Contested Divorce	2015	7	12	9	9	12	9	6	5	9	3	5	8	94			94
	2016	4	12	7	10	1	10	6	11	8	8	9	6	92	-2.1%	▼	92
Domestic and Family - Level 1	2015	2	6	5	1	1	4	6	4	4	1	7	-	41			41
	2016	1	5	1	1	2	-	1	2	3	1	-	3	20	-51.2%	▼	20
Domestic and Family - Level 2	2015	1	3	1	-	1	3	1	1	2	-	2	-	15			15
	2016	2	6	1	-	2	-	4	4	-	4	1	4	28	86.7%	▲	28
General Civil - Level 1	2015	-	-	1	1	2	-	-	-	-	-	1	1	6			6
	2016	-	-	-	-	-	-	-	1	2	-	-	-	3	-50.0%	▼	3
General Civil - Level 2	2015	9	4	6	9	8	1	3	7	5	17	6	11	86			86
	2016	7	7	4	4	6	8	4	1	8	3	4	4	60	-30.2%	▼	60
General Civil - Level 3	2015	1	7	9	5	8	1	3	5	5	7	2	2	55			55
	2016	9	16	5	6	3	4	5	5	6	5	2	9	75	36.4%	▲	75
Miscellaneous	2015	125	114	90	115	64	61	83	41	124	88	73	97	1,075			1,075
	2016	190	200	156	206	106	67	167	114	116	110	95	82	1,609	49.7%	▲	1,609
Misdemeanor	2015	46	18	65	38	34	39	32	47	35	43	53	53	503			503
	2016	44	75	49	30	53	33	30	69	37	36	50	62	568	12.9%	▲	568
Non-Capital Felonies and Related Matters	2015	147	58	138	105	114	42	75	90	85	71	118	69	1,112			1,112
	2016	122	115	275	62	113	50	138	104	131	54	193	59	1,416	27.3%	▲	1,416
Other	2015	14	37	41	17	25	103	36	12	38	45	12	15	395			395
	2016	17	37	27	17	20	19	32	30	36	19	18	12	284	-28.1%	▼	284
Other Criminally Related Matters	2015	2	7	16	1	8	7	5	8	6	13	13	4	90			90
	2016	6	8	9	11	13	10	10	6	6	11	2	6	98	8.9%	▲	98
Probates/Wills and Trusts - Level 1	2015	-	-	1	1	1	-	-	-	-	-	-	-	3			3
	2016	-	2	1	-	-	-	-	1	-	-	-	-	4	33.3%	▲	4
Probates/Wills and Trusts - Level 2	2015	1	1	3	1	3	1	5	2	2	4	-	-	23			23
	2016	1	2	1	7	2	2	7	5	3	1	4	4	39	69.6%	▲	39
Protective Orders	2015	-	-	-	-	-	-	-	-	-	-	-	1	1			1
Uncontested Divorce	2015	9	27	23	16	10	16	26	17	12	15	13	13	197			197
	2016	8	14	17	22	20	13	10	17	14	14	11	9	169	-14.2%	▼	169

Court: Patrick Circuit

Start/End Date: Jan-15 / Dec-16

2015 Average Month: 110

Jan-Dec 2015: 1,315

Filings Trending: ▲

Circuit/Court ID: 21

221141

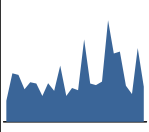
Type of Case: Filings

2016 Average Month:161

Jan-Dec 2016 : 1,926

Overall AVG. Month: 135

Monthly Summary

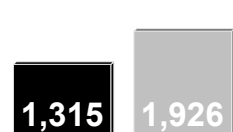


Jan 15-Dec 16

Totals

	2015	2016
Civil	255	227
Criminal	651	1,091
Other	409	608
Total	1,315	1,926

Jan --- Dec Filings



20152016

Jan --- Dec Filings

	2015	2016	% Change	Trending
Civil	255	227	-11.0%	▼
Criminal	651	1,091	67.6%	▲
Other	409	608	48.7%	▲
Total	1,315	1,926	46.5%	▲

	Jan	Feb	Mar	Apr	May	Jun	Jul	Aug	Sep	Oct	Nov	Dec	Thru Dec	% Change	Trending	Total
2015	63	146	141	98	119	115	77	116	93	169	77	101	1,315			1,315
2016	95	247	115	110	121	305	205	211	108	83	221	105	1,926	46.5%	▲	1,926

		Jan	Feb	Mar	Apr	May	Jun	Jul	Aug	Sep	Oct	Nov	Dec	Thru Dec	% Change	Trending	Total
Capital Murder	2016	-	-	-	-	-	-	-	1	-	-	-	-	1			1
Contested Divorce	2015	4	1	1	1	1	4	4	3	1	1	2	3	26			26
	2016	3	4	2	-	2	1	1	4	1	4	3	-	25	-3.8%	▼	25
Domestic and Family - Level 1	2015	1	6	-	-	2	1	2	-	1	2	1	-	16			16
	2016	-	1	-	-	-	1	1	-	-	-	-	-	3	-81.3%	▼	3
Domestic and Family - Level 2	2015	-	1	-	3	1	1	-	-	-	-	-	1	7			7
	2016	-	-	1	1	-	1	-	-	-	-	-	1	4	-42.9%	▼	4
General Civil - Level 1	2015	1	-	-	1	-	-	-	-	-	-	-	-	2			2
General Civil - Level 2	2015	4	1	1	2	-	2	1	1	1	2	-	1	16			16
	2016	1	1	-	1	1	1	2	-	-	2	4	1	14	-12.5%	▼	14
General Civil - Level 3	2015	5	2	1	2	-	3	3	2	4	1	2	3	28			28
	2016	1	6	2	2	4	1	1	1	4	3	5	2	32	14.3%	▲	32
Miscellaneous	2015	10	64	56	31	44	54	9	85	15	48	36	36	488			488
	2016	36	128	52	34	52	53	74	65	42	44	54	44	678	38.9%	▲	678
Misdemeanor	2015	5	11	33	20	18	11	14	7	17	29	9	11	185			185
	2016	9	25	22	13	11	15	8	31	4	9	35	9	191	3.2%	▲	191
Non-Capital Felonies and Related Matters	2015	16	45	41	14	36	33	16	15	48	47	9	38	358			358
	2016	35	66	28	33	43	229	108	86	52	12	88	41	821	129.3%	▲	821
Other	2016	-	-	-	-	-	-	2	-	-	1	-	-	3			3
Other Criminally Related Matters	2015	11	8	-	10	14	-	23	1	-	30	9	2	108			108
	2016	2	11	-	17	1	-	1	18	-	-	30	-	80	-25.9%	▼	80
Probates/Wills and Trusts - Lev	2015	-	-	-	-	-	-	-	-	-	-	1	-	1			1
Probates/Wills and Trusts - Level 2	2015	-	-	-	2	-	-	1	-	-	2	-	1	6			6
	2016	-	-	1	1	1	-	3	1	3	2	1	-	13	116.7%	▲	13
Protective Orders	2015	-	-	-	1	-	-	-	-	-	-	-	-	1			1
Uncontested Divorce	2015	6	7	8	11	3	6	4	2	6	7	8	5	73			73
	2016	8	5	7	8	6	3	4	4	2	6	1	7	61	-16.4%	▼	61

Court: Martinsville Circuit

Start/End Date: Jan-15 / Dec-16

2015 Average Month: 146

Jan-Dec 2015: 1,754

Filings Trending: ▼

Circuit/Court ID: 21

221690


Type of Case: Filings

2016 Average Month:123

Jan-Dec 2016 : 1,470

Overall AVG. Month: 134

Monthly Summary

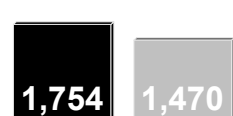


Jan 15-Dec 16

Totals

	2015	2016
Civil	268	154
Criminal	1,258	1,064
Other	228	252
Total	1,754	1,470

Jan --- Dec Filings



20152016

Jan --- Dec Filings

	2015	2016	% Change	Trending
Civil	268	154	-42.5%	▼
Criminal	1,258	1,064	-15.4%	▼
Other	228	252	10.5%	▲
Total	1,754	1,470	-16.2%	▼

	Jan	Feb	Mar	Apr	May	Jun	Jul	Aug	Sep	Oct	Nov	Dec	Thru Dec	% Change	Trending	Total
2015	130	116	117	172	223	131	256	102	105	136	181	85	1,754			1,754
2016	70	279	109	78	152	75	153	112	98	119	141	84	1,470	-16.2%	▼	1,470

		Jan	Feb	Mar	Apr	May	Jun	Jul	Aug	Sep	Oct	Nov	Dec	Thru Dec	% Change	Trending	Total
Administrative Law	2015	-	-	-	-	-	-	1	-	-	-	-	-	1			1
	2016	-	-	-	-	-	-	-	-	1	-	-	-	1	0.0%	↔	1
Contested Divorce	2015	1	2	1	4	3	2	3	2	-	4	1	-	23			23
	2016	2	2	4	-	2	1	2	-	2	-	1	1	17	-26.1%	▼	17
Domestic and Family - Level 1	2015	-	1	2	1	-	6	-	-	-	8	-	4	22			22
	2016	-	-	-	-	-	-	-	-	-	-	-	1	1	-95.5%	▼	1
Domestic and Family - Level 2	2015	-	1	-	-	-	-	-	-	-	2	1	-	4			4
	2016	-	1	-	-	-	-	1	-	-	-	1	1	4	0.0%	↔	4
General Civil - Level 1	2015	3	-	2	-	1	-	1	-	1	-	-	-	8			8
	2016	-	-	-	-	-	-	-	1	-	2	-	-	3	-62.5%	▼	3
General Civil - Level 2	2015	3	2	1	5	-	2	1	3	7	1	1	2	28			28
	2016	1	2	-	2	1	1	5	3	2	2	2	2	23	-17.9%	▼	23
General Civil - Level 3	2015	1	1	1	-	1	-	1	-	-	4	-	2	11			11
	2016	1	2	1	2	1	1	-	-	1	3	1	2	15	36.4%	▲	15
Miscellaneous	2015	15	11	15	9	11	16	25	19	13	18	14	16	182			182
	2016	15	10	25	10	15	11	12	18	13	12	17	15	173	-4.9%	▼	173
Misdemeanor	2015	23	12	17	27	22	18	100	29	19	27	40	15	349			349
	2016	9	29	16	9	18	7	16	31	17	23	21	9	205	-41.3%	▼	205
Non-Capital Felonies and Related Matters	2015	55	67	32	83	167	67	96	29	48	52	110	35	841			841
	2016	26	207	49	34	105	42	103	47	46	52	81	40	832	-1.1%	▼	832
Other	2015	18	8	15	21	9	11	10	14	9	10	9	7	141			141
	2016	11	16	5	15	6	8	10	12	6	19	10	10	128	-9.2%	▼	128
Other Criminally Related Matters	2015	8	4	19	11	3	3	5	2	5	2	4	3	69			69
	2016	1	6	5	2	-	1	1	-	2	5	5	-	28	-59.4%	▼	28
Probates/Wills and Trusts - Level 2	2015	1	-	-	1	1	2	2	-	1	-	-	-	8			8
	2016	1	2	1	-	1	1	-	-	1	-	-	2	9	12.5%	▲	9
Uncontested Divorce	2015	2	7	12	10	5	4	11	4	2	8	1	1	67			67
	2016	3	2	3	4	3	2	3	-	7	1	2	1	31	-53.7%	▼	31

Court: Franklin County Circuit

Start/End Date: Jan-15 / Dec-16

2015 Average Month: 315

Jan-Dec 2015: 3,779

Filings Trending: ↔

Circuit/Court ID: 22

222067


Type of Case: Filings

2016 Average Month:315

Jan-Dec 2016 : 3,785

Overall AVG. Month: 315

Monthly Summary




Jan 15-Dec 16

Totals

	2015	2016
Civil	822	608
Criminal	1,861	1,902
Other	1,096	1,275
Total	3,779	3,785

Jan --- Dec Filings



20152016

Jan --- Dec Filings

	2015	2016	% Change	Trending
Civil	822	608	-26.0%	▼
Criminal	1,861	1,902	2.2%	▲
Other	1,096	1,275	16.3%	▲
Total	3,779	3,785	-	↔

	Jan	Feb	Mar	Apr	May	Jun	Jul	Aug	Sep	Oct	Nov	Dec	Thru Dec	% Change	Trending	Total
2015	286	219	418	308	355	272	238	326	372	260	337	388	3,779			3,779
2016	352	331	575	281	233	316	246	332	279	216	328	296	3,785	0.2%	▲	3,785

		Jan	Feb	Mar	Apr	May	Jun	Jul	Aug	Sep	Oct	Nov	Dec	Thru Dec	% Change	Trending	Total
Administrative Law	2015	-	-	2	-	-	-	-	-	-	-	-	-	2			2
	2016	-	-	-	-	-	-	-	1	-	-	-	-	1	-50.0%	▼	1
Capital Murder	2015	-	2	-	-	-	-	-	-	-	-	-	-	2			2
	2016	-	-	-	-	-	-	-	-	-	-	1	-	1	-50.0%	▼	1
Contested Divorce	2015	8	9	7	8	5	10	5	5	5	6	6	2	76			76
	2016	7	6	14	4	4	4	5	7	5	4	2	3	65	-14.5%	▼	65
Domestic and Family - Level 1	2015	12	10	13	8	6	10	5	17	15	8	5	32	141			141
	2016	1	1	1	4	3	3	2	1	3	1	6	1	27	-80.9%	▼	27
Domestic and Family - Level 2	2015	1	-	2	3	4	1	2	3	-	3	2	-	21			21
	2016	3	2	2	4	-	2	1	7	-	1	1	1	24	14.3%	▲	24
General Civil - Level 1	2015	-	-	1	-	1	-	1	-	1	-	1	-	5			5
	2016	-	-	1	-	-	-	-	-	-	-	-	-	1	-80.0%	▼	1
General Civil - Level 2	2015	5	9	5	6	11	11	5	12	6	6	8	8	92			92
	2016	5	3	7	11	10	10	8	2	10	9	8	10	93	1.1%	▲	93
General Civil - Level 3	2015	2	5	3	4	9	8	12	11	14	5	7	15	95			95
	2016	1	3	2	6	7	3	3	7	7	8	6	6	59	-37.9%	▼	59
Miscellaneous	2015	102	84	109	107	81	65	89	113	135	104	98	199	1,286			1,286
	2016	181	172	144	81	81	104	116	135	127	111	103	89	1,444	12.3%	▲	1,444
Misdemeanor	2015	33	30	91	51	74	19	35	45	50	30	41	42	541			541
	2016	53	44	97	73	44	42	30	49	40	33	38	37	580	7.2%	▲	580
Non-Capital Felonies and Related Matters	2015	112	56	153	100	140	133	62	96	119	76	148	66	1,261			1,261
	2016	80	78	295	71	65	125	64	95	66	35	145	139	1,258	-0.2%	▼	1,258
Other	2015	-	-	1	2	2	1	-	-	1	1	1	-	9			9
	2016	1	-	-	1	-	-	-	3	-	2	1	-	8	-11.1%	▼	8
Other Criminally Related Matters	2015	1	3	5	1	3	1	10	7	4	8	5	10	58			58
	2016	5	4	2	7	5	8	8	9	7	2	7	1	65	12.1%	▲	65
Probates/Wills and Trusts - Level 1	2015	-	-	-	1	1	1	-	-	-	-	-	-	3			3
	2016	-	-	-	-	-	-	-	1	1	-	-	-	2	-33.3%	▼	2
Probates/Wills and Trusts - Level 2	2015	-	-	3	1	-	1	1	1	2	2	1	1	13			13
	2016	4	1	-	2	-	-	-	2	2	-	3	-	14	7.7%	▲	14
Uncontested Divorce	2015	10	11	23	16	18	11	11	16	20	11	14	13	174			174
	2016	11	17	10	17	14	15	9	13	11	10	7	9	143	-17.8%	▼	143

Court: Pittsylvania Circuit

Start/End Date: Jan-15 / Dec-16

2015 Average Month: 311

Jan-Dec 2015: 3,733

Filings Trending: ▲

Circuit/Court ID: 22

222143


Type of Case: Filings

2016 Average Month:368

Jan-Dec 2016 : 4,419

Overall AVG. Month: 340

Monthly Summary




Jan 15-Dec 16

Totals

	2015	2016
Civil	696	631
Criminal	1,342	1,499
Other	1,695	2,289
Total	3,733	4,419

Jan --- Dec Filings



20152016

Jan --- Dec Filings

	2015	2016	% Change	Trending
Civil	696	631	-9.3%	▼
Criminal	1,342	1,499	11.7%	▲
Other	1,695	2,289	35.0%	▲
Total	3,733	4,419	18.4%	▲

	Jan	Feb	Mar	Apr	May	Jun	Jul	Aug	Sep	Oct	Nov	Dec	Thru Dec	% Change	Trending	Total
2015	233	355	317	344	203	263	267	338	390	342	319	362	3,733			3,733
2016	417	534	470	369	291	378	226	450	269	354	321	340	4,419	18.4%	▲	4,419

		Jan	Feb	Mar	Apr	May	Jun	Jul	Aug	Sep	Oct	Nov	<u>Dec</u>	Thru Dec	% Change	Trending	<u>Total</u>
Administrative Law	2015	-	-	-	-	1	-	-	1	-	1	-	-	3			3
	2016	-	-	-	-	1	-	1	-	-	-	-	-	2	-33.3%	▼	2
Capital Murder	2015	-	-	-	-	-	-	-	-	-	-	-	1	1			1
	2016	-	-	-	-	1	1	-	-	-	-	-	-	2	100.0%	▲	2
Contested Divorce	2015	3	5	6	7	5	5	7	10	9	6	3	4	70			70
	2016	4	5	12	9	4	4	6	9	7	5	4	9	78	11.4%	▲	78
Domestic and Family - Level 1	2015	2	5	17	2	1	6	5	14	29	9	10	1	101			101
	2016	1	5	5	4	4	-	4	7	2	-	3	3	38	-62.4%	▼	38
Domestic and Family - Level 2	2015	1	1	-	2	-	-	4	3	1	9	4	1	26			26
	2016	1	2	-	1	-	1	4	5	2	3	1	1	21	-19.2%	▼	21
General Civil - Level 1	2015	-	2	1	-	-	-	-	-	1	2	-	1	7			7
	2016	-	1	-	1	-	-	1	-	-	-	-	1	4	-42.9%	▼	4
General Civil - Level 2	2015	4	11	4	7	5	5	5	3	7	4	1	6	62			62
	2016	-	4	8	4	8	5	2	6	7	6	3	5	58	-6.5%	▼	58
General Civil - Level 3	2015	-	19	7	2	2	8	10	8	8	4	2	3	73			73
	2016	4	3	3	5	2	4	2	2	2	3	9	3	42	-42.5%	▼	42
Miscellaneous	2015	111	103	137	102	90	93	113	134	167	151	137	218	1,556			1,556
	2016	269	321	244	156	141	118	127	182	122	160	171	150	2,161	38.9%	▲	2,161
Misdemeanor	2015	13	42	18	48	16	31	19	33	31	39	27	22	339			339
	2016	30	29	27	28	29	23	9	27	33	26	26	24	311	-8.3%	▼	311
Non-Capital Felonies and Related Matters	2015	53	103	79	124	34	69	58	79	95	79	97	70	940			940
	2016	44	100	118	131	55	184	25	151	51	94	68	110	1,131	20.3%	▲	1,131
Other	2015	28	40	28	31	23	31	24	26	26	24	18	24	323			323
	2016	50	43	27	25	28	26	19	30	22	29	16	18	333	3.1%	▲	333
Other Criminally Related Matters	2015	8	3	6	5	10	1	5	6	2	6	8	4	64			64
	2016	7	7	9	2	5	2	3	8	4	8	5	1	61	-4.7%	▼	61
Probates/Wills and Trusts - Level 1	2015	-	-	-	-	-	-	-	-	1	-	-	-	1			1
	2016	-	-	-	-	-	-	-	-	1	-	-	-	1	0.0%	↔	1
Probates/Wills and Trusts - Level 2	2015	-	1	4	1	1	2	1	2	-	2	-	2	16			16
	2016	-	2	1	1	2	2	3	-	-	3	3	-	17	6.3%	▲	17
Uncontested Divorce	2015	10	20	10	13	15	12	16	19	13	6	12	5	151			151
	2016	7	12	16	2	11	8	20	23	16	17	12	15	159	5.3%	▲	159

Court: Danville Circuit

Start/End Date: Jan-15 / Dec-16

2015 Average Month: 331

Jan-Dec 2015: 3,973

Filings Trending: ▲

Circuit/Court ID: 22

222590


Type of Case: Filings

2016 Average Month:362

Jan-Dec 2016 : 4,346

Overall AVG. Month: 347

Monthly Summary




Jan 15-Dec 16

Totals

	2015	2016
Civil	641	597
Criminal	2,926	3,096
Other	406	653
Total	3,973	4,346

Jan --- Dec Filings



20152016

Jan --- Dec Filings

	2015	2016	% Change	Trending
Civil	641	597	-6.9%	▼
Criminal	2,926	3,096	5.8%	▲
Other	406	653	60.8%	▲
Total	3,973	4,346	9.4%	▲

	Jan	Feb	Mar	Apr	May	Jun	Jul	Aug	Sep	Oct	Nov	Dec	Thru Dec	% Change	Trending	Total
2015	232	264	376	405	259	366	273	507	221	400	340	330	3,973			3,973
2016	401	420	434	370	274	446	255	545	324	293	296	288	4,346	9.4%	▲	4,346

		Jan	Feb	Mar	Apr	May	Jun	Jul	Aug	Sep	Oct	Nov	Dec	Thru Dec	% Change	Trending	Total
Administrative Law	2015	-	-	-	-	-	-	-	1	1	-	-	4	6			6
	2016	5	8	3	3	-	2	5	5	5	1	3	6	46	666.7%	▲	46
Capital Murder	2015	-	-	-	-	-	-	-	-	-	-	1	-	1			1
	2016	3	5	3	3	2	-	6	3	5	3	1	1	35			35
Contested Divorce	2015	-	-	-	-	-	-	-	-	-	-	-	-	-			-
	2016	-	4	4	4	-	8	1	6	3	5	5	1	41	17.1%	▲	41
Domestic and Family - Level 1	2015	5	5	5	10	8	8	5	20	5	10	9	8	98			98
	2016	3	5	3	2	2	4	1	1	3	1	3	-	28	-71.4%	▼	28
Domestic and Family - Level 2	2015	3	1	4	3	9	6	3	8	5	5	7	4	58			58
	2016	5	3	3	4	-	3	4	14	6	2	-	1	45	-22.4%	▼	45
General Civil - Level 1	2015	-	-	-	1	1	-	-	-	-	-	1	1	4			4
	2016	1	-	-	1	2	-	2	1	1	1	1	-	10	150.0%	▲	10
General Civil - Level 2	2015	3	5	3	5	3	8	6	6	3	11	5	10	68			68
	2016	6	1	6	9	6	4	9	4	7	4	1	5	62	-8.8%	▼	62
General Civil - Level 3	2015	10	7	2	1	6	5	8	10	7	7	5	5	73			73
	2016	1	6	12	4	10	12	7	5	8	6	4	6	81	11.0%	▲	81
Miscellaneous	2015	40	52	58	45	35	40	49	41	57	62	42	56	577			577
	2016	73	92	160	64	72	53	44	73	66	40	41	59	837	45.1%	▲	837
Misdemeanor	2015	41	85	58	140	34	160	54	115	36	109	110	126	1,068			1,068
	2016	50	126	58	102	48	117	36	134	67	95	60	94	987	-7.6%	▼	987
Non-Capital Felonies and Related Matters	2015	111	92	217	172	148	121	121	278	91	181	146	106	1,784			1,784
	2016	249	160	170	161	112	223	132	277	131	130	156	101	2,002	12.2%	▲	2,002
Other	2015	-	-	-	-	-	-	-	1	-	-	-	3	4			4
	2016	-	-	-	-	1	-	1	3	1	-	-	1	7	75.0%	▲	7
Other Criminally Related Matters	2015	6	2	8	10	1	7	7	16	4	4	8	4	77			77
	2016	4	9	6	6	10	12	6	11	18	4	14	9	109	41.6%	▲	109
Probates/Wills and Trusts - Level 1	2015	-	-	-	-	1	-	-	-	-	-	-	-	1			1
	2016	-	-	-	2	-	-	-	-	-	2	-	-	4	300.0%	▲	4
Probates/Wills and Trusts - Level 2	2015	2	-	3	1	3	-	2	-	1	1	-	2	15			15
	2016	-	-	-	1	-	2	-	1	2	-	-	-	6	-60.0%	▼	6
Protective Orders	2015	1	-	-	-	-	1	2	-	1	1	-	-	6			6
Uncontested Divorce	2015	7	10	15	14	8	10	10	8	5	6	6	-	99			99
	2016	4	6	9	7	11	6	7	10	6	2	7	5	80	-19.2%	▼	80

Court: Roanoke County Circuit

Start/End Date: Jan-15 / Dec-16

2015 Average Month: 383

Jan-Dec 2015: 4,601

Filings Trending: ▲

Circuit/Court ID: 23

223161


Type of Case: Filings

2016 Average Month: 412

Jan-Dec 2016 : 4,946

Overall AVG. Month: 398

Monthly Summary



Jan 15-Dec 16

Totals

	2015	2016
Civil	1,081	966
Criminal	1,791	2,014
Other	1,729	1,966
Total	4,601	4,946

Jan --- Dec Filings

4,601

2015

4,946

2016

Jan --- Dec Filings

	2015	2016	% Change	Trending
Civil	1,081	966	-10.6%	▼
Criminal	1,791	2,014	12.5%	▲
Other	1,729	1,966	13.7%	▲
Total	4,601	4,946	7.5%	▲

	Jan	Feb	Mar	Apr	May	Jun	Jul	Aug	Sep	Oct	Nov	Dec	Thru Dec	% Change	Trending	Total
2015	365	321	327	385	342	378	400	429	364	387	374	529	4,601			4,601
2016	412	514	453	359	374	369	388	494	370	455	392	366	4,946	7.5%	▲	4,946

		Jan	Feb	Mar	Apr	May	Jun	Jul	Aug	Sep	Oct	Nov	Dec	Thru Dec	% Change	Trending	Total
Administrative Law	2015	-	1	1	-	-	1	1	1	2	-	-	-	7			7
	2016	2	-	-	2	-	-	2	-	1	3	1	3	14	100.0%	▲	14
Capital Murder	2015	-	-	-	-	-	-	-	-	-	-	-	1	1			1
	2016	-	-	-	-	-	-	-	-	-	-	-	1	1			1
Contested Divorce	2015	12	10	14	8	12	7	9	13	12	8	10	7	122			122
	2016	7	9	14	15	13	15	9	8	9	7	7	6	119	-2.5%	▼	119
Domestic and Family - Level 1	2015	9	3	26	15	13	5	5	6	21	12	3	5	123			123
	2016	-	1	-	-	-	-	-	-	-	-	-	-	1	-99.2%	▼	1
Domestic and Family - Level 2	2015	3	3	7	7	5	8	2	2	1	4	4	2	48			48
	2016	-	2	5	1	4	4	2	2	3	3	4	2	32	-33.3%	▼	32
General Civil - Level 1	2015	-	1	-	-	-	1	1	3	1	2	-	-	9			9
	2016	-	-	-	-	1	-	-	-	1	-	-	-	2	-77.8%	▼	2
General Civil - Level 2	2015	12	10	16	11	16	11	10	12	12	6	7	11	134			134
	2016	9	6	9	11	14	9	12	7	4	15	8	6	110	-17.9%	▼	110
General Civil - Level 3	2015	15	7	4	3	6	6	9	6	7	7	6	4	80			80
	2016	2	18	6	4	2	6	6	2	7	5	6	8	72	-10.0%	▼	72
Miscellaneous	2015	186	137	135	136	122	103	170	145	163	171	163	340	1,971			1,971
	2016	263	232	221	158	131	174	185	228	178	185	194	131	2,280	15.7%	▲	2,280
Misdemeanor	2015	9	17	19	43	35	45	29	49	30	21	51	39	387			387
	2016	21	54	46	34	48	23	37	33	25	36	26	33	416	7.5%	▲	416
Non-Capital Felonies and Related Matters	2015	86	104	65	131	86	140	119	160	83	126	92	90	1,282			1,282
	2016	83	149	117	93	136	103	105	175	102	168	109	149	1,489	16.1%	▲	1,489
Other	2015	1	1	-	-	-	2	2	-	-	1	1	1	9			9
	2016	-	3	-	1	3	2	1	1	-	1	1	3	16	77.8%	▲	16
Other Criminally Related Matters	2015	4	4	9	9	15	18	17	13	10	8	13	4	124			124
	2016	7	12	9	13	8	3	7	10	12	10	11	10	112	-9.7%	▼	112
Probates/Wills and Trusts - Level 1	2015	2	-	-	1	1	-	-	-	-	-	-	1	5			5
	2016	1	1	-	-	-	-	-	1	-	-	-	-	3	-40.0%	▼	3
Probates/Wills and Trusts - Level 2	2015	9	6	7	2	13	1	3	4	4	3	2	8	62			62
	2016	4	1	3	6	1	4	-	11	6	4	6	1	47	-24.2%	▼	47
Protective Orders	2015	-	-	-	-	-	-	1	-	-	-	-	-	1			1
Uncontested Divorce	2015	17	17	24	19	18	30	22	15	18	18	22	17	237			237
	2016	13	26	23	21	13	26	22	16	22	18	19	13	232	-2.1%	▼	232

Court: Roanoke Circuit

Start/End Date: Jan-15 / Dec-16

2015 Average Month: 424

Jan-Dec 2015: 5,089

Filings Trending: ↔

Circuit/Court ID: 23

223770


Type of Case: Filings

2016 Average Month: 434

Jan-Dec 2016 : 5,211

Overall AVG. Month: 429

Monthly Summary



Jan 15-Dec 16

Totals

	2015	2016
Civil	1,690	1,597
Criminal	2,394	2,551
Other	1,005	1,063
Total	5,089	5,211

Jan --- Dec Filings

5,089

2015

5,211

2016

Jan --- Dec Filings

	2015	2016	% Change	Trending
Civil	1,690	1,597	-5.5%	▼
Criminal	2,394	2,551	6.6%	▲
Other	1,005	1,063	5.8%	▲
Total	5,089	5,211	2.4%	▲

	Jan	Feb	Mar	Apr	May	Jun	Jul	Aug	Sep	Oct	Nov	Dec	Thru Dec	% Change	Trending	Total
2015	418	402	452	411	384	434	466	395	482	448	322	475	5,089			5,089
2016	426	463	546	363	384	414	457	427	433	495	439	364	5,211	2.4%	▲	5,211

		Jan	Feb	Mar	Apr	May	Jun	Jul	Aug	Sep	Oct	Nov	Dec	Thru Dec	% Change	Trending	Total
Administrative Law	2015	-	-	1	1	1	-	2	-	-	1	-	3	9			9
	2016	2	-	1	1	-	1	-	-	-	1	-	-	6	-33.3%	▼	6
Contested Divorce	2015	8	7	15	12	8	10	17	4	11	16	10	7	125			125
	2016	9	9	10	14	19	12	17	10	12	13	12	6	143	14.4%	▲	143
Domestic and Family - Level 1	2015	2	11	10	26	11	18	11	5	45	24	6	25	194			194
	2016	5	4	7	7	4	8	5	5	4	5	8	7	69	-64.4%	▼	69
Domestic and Family - Level 2	2015	6	2	4	2	4	3	1	2	2	2	2	2	32			32
	2016	3	3	7	2	1	6	4	1	3	4	7	-	41	28.1%	▲	41
General Civil - Level 1	2015	5	6	5	5	6	3	2	1	3	8	2	3	49			49
	2016	12	6	9	1	6	7	6	3	4	3	6	7	70	42.9%	▲	70
General Civil - Level 2	2015	29	12	21	13	24	26	26	19	17	26	19	25	257			257
	2016	22	17	32	13	25	21	24	16	19	29	15	19	252	-1.9%	▼	252
General Civil - Level 3	2015	6	7	5	8	14	4	12	11	10	7	17	11	112			112
	2016	7	10	13	8	9	17	11	22	10	5	9	2	123	9.8%	▲	123
Miscellaneous	2015	130	128	122	122	116	84	119	113	145	132	99	177	1,487			1,487
	2016	160	150	178	114	104	91	131	134	115	114	146	112	1,549	4.2%	▲	1,549
Misdemeanor	2015	30	27	21	26	22	45	29	21	26	32	25	25	329			329
	2016	22	29	28	18	22	29	28	35	44	33	35	22	345	4.9%	▲	345
Non-Capital Felonies and Related Matters	2015	150	162	191	147	125	173	161	163	165	165	109	164	1,875			1,875
	2016	135	182	223	117	151	179	179	150	173	238	148	151	2,026	8.1%	▲	2,026
Other	2015	5	2	3	-	5	5	29	3	1	2	4	1	60			60
	2016	-	2	2	1	2	3	5	1	2	9	7	4	38	-36.7%	▼	38
Other Criminally Related Matters	2015	19	9	11	18	16	23	18	15	24	10	13	16	192			192
	2016	17	15	8	26	9	19	19	9	15	16	20	13	186	-3.1%	▼	186
Probates/Wills and Trusts - Level 1	2015	-	1	-	1	-	1	1	-	1	-	-	-	5			5
	2016	-	-	-	1	-	-	-	1	-	-	-	-	2	-60.0%	▼	2
Probates/Wills and Trusts - Level 2	2015	1	7	1	3	4	4	3	2	3	2	1	1	32			32
	2016	1	8	2	3	5	4	3	3	7	4	2	2	44	37.5%	▲	44
Uncontested Divorce	2015	27	21	42	27	28	35	35	36	29	21	15	15	331			331
	2016	31	28	26	37	27	17	25	37	25	21	24	19	317	-4.2%	▼	317

Court: Salem Circuit

Start/End Date: Jan-15 / Dec-16

2015 Average Month: 117

Jan-Dec 2015: 1,399

Filings Trending: ▲

Circuit/Court ID: 23

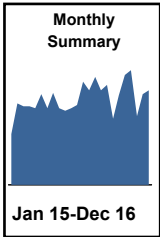
223775

Type of Case: Filings

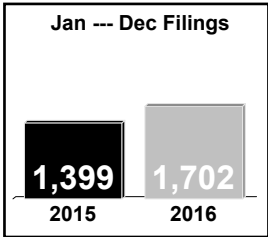
2016 Average Month:142

Jan-Dec 2016 : 1,702

Overall AVG. Month: 129



Totals		
	2015	2016
Civil	338	358
Criminal	681	910
Other	380	434
Total	1,399	1,702



Jan --- Dec Filings				
	2015	2016	% Change	Trending
Civil	338	358	5.9%	▲
Criminal	681	910	33.6%	▲
Other	380	434	14.2%	▲
Total	1,399	1,702	21.7%	▲

	Jan	Feb	Mar	Apr	May	Jun	Jul	Aug	Sep	Oct	Nov	Dec	Thru Dec	% Change	Trending	Total
2015	76	122	118	118	115	136	115	138	115	111	115	120	1,399			1,399
2016	155	142	162	142	150	99	134	165	172	103	136	142	1,702	21.7%	▲	1,702

		Jan	Feb	Mar	Apr	May	Jun	Jul	Aug	Sep	Oct	Nov	Dec	Thru Dec	% Change	Trending	Total
Contested Divorce	2015	4	6	2	5	1	10	4	10	5	1	2	4	54			54
	2016	6	4	6	8	4	3	7	7	1	2	2	8	58	7.4%	▲	58
Domestic and Family - Level 1	2015	-	-	-	-	1	-	-	-	-	-	-	-	1			1
	2016	1	-	-	-	-	-	-	-	-	-	-	-	1	0.0%	↔	1
Domestic and Family - Level 2	2015	-	1	4	2	1	-	-	-	-	-	2	-	10			10
	2016	-	-	2	1	3	3	-	-	-	-	2	1	12	20.0%	▲	12
General Civil - Level 1	2015	1	-	1	1	1	-	2	-	-	-	-	1	7			7
	2016	-	1	-	-	-	-	-	-	2	-	-	2	5	-28.6%	▼	5
General Civil - Level 2	2015	3	6	2	8	1	8	5	6	11	7	4	6	67			67
	2016	1	4	10	5	4	6	4	2	19	7	-	11	73	9.0%	▲	73
General Civil - Level 3	2015	2	1	2	3	2	1	1	-	3	-	2	1	18			18
	2016	1	2	1	2	-	3	2	-	5	-	5	2	23	27.8%	▲	23
Miscellaneous	2015	41	42	48	42	23	21	20	40	45	45	49	68	484			484
	2016	56	50	50	46	24	32	39	57	30	52	54	46	536	10.7%	▲	536
Misdemeanor	2015	1	6	10	9	14	9	2	7	3	9	6	4	80			80
	2016	10	8	6	5	34	3	6	8	17	6	11	6	120	50.0%	▲	120
Non-Capital Felonies and Related Matters	2015	19	49	41	40	63	78	68	62	39	44	41	31	575			575
	2016	68	62	72	66	71	43	68	78	90	26	53	55	752	30.8%	▲	752
Other Criminally Related Matters	2015	3	2	-	1	2	2	2	7	1	2	5	1	28			28
	2016	4	3	3	1	4	2	4	4	2	4	4	4	39	39.3%	▲	39
Probates/Wills and Trusts - Level 2	2015	-	1	2	1	2	1	1	-	1	-	-	1	10			10
	2016	2	2	3	1	1	-	-	1	1	1	1	1	14	40.0%	▲	14
Uncontested Divorce	2015	2	8	6	6	4	6	10	6	7	3	4	3	65			65
	2016	6	6	9	7	5	4	4	8	5	5	4	6	69	6.2%	▲	69

Court: Amherst Circuit

Start/End Date: Jan-15 / Dec-16

2015 Average Month: 172

Jan-Dec 2015: 2,060

Filings Trending: ↔

Circuit/Court ID: 24

224009


Type of Case: Filings

2016 Average Month: 172

Jan-Dec 2016 : 2,062

Overall AVG. Month: 172

Monthly Summary

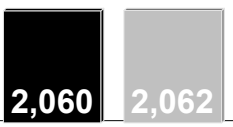


Jan 15-Dec 16

Totals

	2015	2016
Civil	329	322
Criminal	900	822
Other	831	918
Total	2,060	2,062

Jan --- Dec Filings



20152016

Jan --- Dec Filings

	2015	2016	% Change	Trending
Civil	329	322	-2.1%	▼
Criminal	900	822	-8.7%	▼
Other	831	918	10.5%	▲
Total	2,060	2,062	-	↔

	Jan	Feb	Mar	Apr	May	Jun	Jul	Aug	Sep	Oct	Nov	Dec	Thru Dec	% Change	Trending	Total
2015	133	164	141	227	111	188	154	174	109	298	103	258	2,060			2,060
2016	136	195	156	174	114	188	158	192	170	178	234	167	2,062	0.1%	▲	2,062

		Jan	Feb	Mar	Apr	May	Jun	Jul	Aug	Sep	Oct	Nov	Dec	Thru Dec	% Change	Trending	Total
Administrative Law	2015	-	-	-	-	1	-	-	-	1	-	-	-	2			2
	2016	-	-	-	-	-	-	1	-	2	-	1	-	4	100.0%	▲	4
Contested Divorce	2015	3	-	2	1	-	2	4	2	-	3	-	3	20			20
	2016	1	4	2	3	1	-	4	3	2	1	2	3	26	30.0%	▲	26
Domestic and Family - Level 1	2015	-	-	-	-	-	-	-	-	3	5	6	-	14			14
	2016	1	1	5	-	2	3	1	-	-	4	2	2	21	50.0%	▲	21
Domestic and Family - Level 2	2015	1	1	-	2	3	-	-	-	-	-	-	-	7			7
	2016	-	-	3	1	1	-	-	-	1	1	-	-	7	0.0%	↔	7
General Civil - Level 1	2015	1	-	-	-	1	-	-	1	-	-	-	1	4			4
	2016	-	-	-	-	1	-	-	1	-	-	-	-	2	-50.0%	▼	2
General Civil - Level 2	2015	2	4	8	6	6	4	6	5	5	5	5	2	58			58
	2016	1	4	2	6	-	4	3	6	2	6	2	7	43	-25.9%	▼	43
General Civil - Level 3	2015	7	2	2	3	1	-	-	1	2	2	1	-	21			21
	2016	5	1	1	8	-	-	-	2	1	3	1	3	25	19.0%	▲	25
Miscellaneous	2015	55	52	78	59	40	47	66	54	46	55	47	121	720			720
	2016	88	106	86	48	54	47	68	54	70	65	79	58	823	14.3%	▲	823
Misdemeanor	2015	8	12	6	32	6	29	15	24	5	23	4	28	192			192
	2016	4	15	9	29	5	35	12	25	14	17	20	17	202	5.2%	▲	202
Non-Capital Felonies and Related Matters	2015	30	62	14	93	18	71	23	59	31	186	18	73	678			678
	2016	1	46	19	51	14	67	41	59	35	53	97	49	532	-21.5%	▼	532
Other	2015	16	19	21	18	21	24	28	20	9	11	17	19	223			223
	2016	29	14	17	20	24	21	19	19	20	17	15	14	229	2.7%	▲	229
Other Criminally Related Matters	2015	1	3	1	4	2	4	4	2	2	2	2	3	30			30
	2016	2	3	6	4	10	6	1	18	16	3	10	9	88	193.3%	▲	88
Probates/Wills and Trusts - Lev	2015	-	1	-	1	-	-	1	-	-	-	-	-	3			3
Probates/Wills and Trusts - Level 2	2015	5	1	2	-	1	-	1	-	-	-	-	-	10			10
	2016	-	-	-	-	-	-	-	-	-	-	1	-	1	-90.0%	▼	1
Uncontested Divorce	2015	4	7	7	8	11	7	6	6	5	6	3	8	78			78
	2016	4	1	6	4	2	5	8	5	7	8	4	5	59	-24.4%	▼	59

Court: Bedford Circuit

Start/End Date: Jan-15 / Dec-16

2015 Average Month: 315

Jan-Dec 2015: 3,780

Filings Trending: ▲

Circuit/Court ID: 24

224019


Type of Case: Filings

2016 Average Month: 367

Jan-Dec 2016 : 4,400

Overall AVG. Month: 341

Monthly Summary




Jan 15-Dec 16

Totals

	2015	2016
Civil	833	813
Criminal	836	1,145
Other	2,111	2,442
Total	3,780	4,400

Jan --- Dec Filings



3,780 2015 4,400 2016

Jan --- Dec Filings

	2015	2016	% Change	Trending
Civil	833	813	-2.4%	▼
Criminal	836	1,145	37.0%	▲
Other	2,111	2,442	15.7%	▲
Total	3,780	4,400	16.4%	▲

	Jan	Feb	Mar	Apr	May	Jun	Jul	Aug	Sep	Oct	Nov	Dec	Thru Dec	% Change	Trending	Total
2015	252	278	298	274	265	286	283	302	363	330	277	572	3,780			3,780
2016	460	482	404	333	282	344	328	323	387	368	342	347	4,400	16.4%	▲	4,400

		Jan	Feb	Mar	Apr	May	Jun	Jul	Aug	Sep	Oct	Nov	Dec	Thru Dec	% Change	Trending	Total
Administrative Law	2016	-	-	1	-	-	-	-	1	2	-	-	-	4			4
Contested Divorce	2015	7	11	13	6	11	9	5	4	8	5	8	6	93			93
	2016	8	6	11	9	6	5	5	6	7	7	8	6	84	-9.7%	▼	84
Domestic and Family - Level 1	2015	8	6	11	6	3	9	13	10	9	4	3	11	93			93
	2016	1	3	4	5	1	3	3	1	-	-	3	2	26	-72.0%	▼	26
Domestic and Family - Level 2	2015	1	4	4	3	6	5	5	6	3	8	6	2	53			53
	2016	2	6	5	1	3	5	4	11	6	4	2	6	55	3.8%	▲	55
General Civil - Level 1	2015	-	-	1	-	-	1	-	-	-	1	1	-	4			4
	2016	-	-	-	-	-	-	-	-	-	-	-	1	1	-75.0%	▼	1
General Civil - Level 2	2015	10	8	14	6	11	16	6	14	9	7	4	9	114			114
	2016	6	12	11	12	3	10	11	6	11	12	9	6	109	-4.4%	▼	109
General Civil - Level 3	2015	7	9	4	-	5	2	3	10	6	4	3	2	55			55
	2016	8	5	10	5	5	7	4	3	5	7	7	3	69	25.5%	▲	69
Miscellaneous	2015	143	145	152	161	153	152	151	184	202	203	169	478	2,293			2,293
	2016	349	296	256	182	165	188	197	197	221	192	208	187	2,638	15.0%	▲	2,638
Misdemeanor	2015	9	15	11	8	16	10	16	5	10	29	14	12	155			155
	2016	19	32	21	16	16	16	20	10	28	22	18	17	235	51.6%	▲	235
Non-Capital Felonies and Related Matters	2015	31	48	54	47	35	48	53	41	86	43	30	35	551			551
	2016	39	96	65	53	47	69	39	60	79	81	61	74	763	38.5%	▲	763
Other	2015	-	2	-	1	1	-	1	-	-	2	1	2	10			10
	2016	-	1	1	1	-	-	4	1	1	-	2	1	12	20.0%	▲	12
Other Criminally Related Matters	2015	17	7	6	10	8	12	10	10	14	10	23	5	132			132
	2016	11	5	3	3	14	21	17	8	11	22	4	29	148	12.1%	▲	148
Probates/Wills and Trusts - Level 1	2015	-	-	-	1	1	-	-	1	-	2	1	-	6			6
	2016	-	-	-	12	-	-	-	2	-	1	-	1	16	166.7%	▲	16
Probates/Wills and Trusts - Level 2	2015	7	4	3	2	1	6	4	5	3	1	4	1	41			41
	2016	3	5	3	6	4	3	4	1	-	-	1	-	30	-26.8%	▼	30
Uncontested Divorce	2015	12	19	25	23	14	16	16	12	13	11	10	9	180			180
	2016	14	15	13	28	18	17	20	16	16	20	19	14	210	16.7%	▲	210

Court: Campbell Circuit

Start/End Date: Jan-15 / Dec-16

2015 Average Month: 260

Jan-Dec 2015: 3,125

Filings Trending: ▲

Circuit/Court ID: 24

224031


Type of Case: Filings

2016 Average Month: 278

Jan-Dec 2016 : 3,340

Overall AVG. Month: 269

Monthly Summary



Jan 15-Dec 16

Totals

	2015	2016
Civil	657	648
Criminal	1,148	1,133
Other	1,320	1,559
Total	3,125	3,340

Jan --- Dec Filings

3,125

2015

3,340

2016

Jan --- Dec Filings

	2015	2016	% Change	Trending
Civil	657	648	-1.4%	▼
Criminal	1,148	1,133	-1.3%	▼
Other	1,320	1,559	18.1%	▲
Total	3,125	3,340	6.9%	▲

	Jan	Feb	Mar	Apr	May	Jun	Jul	Aug	Sep	Oct	Nov	Dec	Thru Dec	% Change	Trending	Total
2015	240	241	250	196	237	217	265	229	281	203	284	482	3,125			3,125
2016	310	275	353	211	285	254	287	267	261	250	331	256	3,340	6.9%	▲	3,340

		Jan	Feb	Mar	Apr	May	Jun	Jul	Aug	Sep	Oct	Nov	Dec	Thru Dec	% Change	Trending	Total
Administrative Law	2016	-	-	-	-	-	-	1	1	-	1	-	-	3			3
Contested Divorce	2015	3	9	5	5	6	7	4	3	8	3	6	6	65			65
	2016	4	4	5	3	6	8	3	6	5	5	3	6	58	-10.8%	▼	58
Domestic and Family - Level 1	2015	4	8	1	6	3	7	5	8	1	6	1	12	62			62
	2016	3	1	5	-	-	2	1	-	4	3	2	3	24	-61.3%	▼	24
Domestic and Family - Level 2	2015	1	4	3	5	1	5	4	1	1	1	7	-	33			33
	2016	1	-	3	1	3	5	2	1	4	4	2	2	28	-15.2%	▼	28
General Civil - Level 1	2015	-	-	-	1	1	-	-	-	2	1	1	-	6			6
	2016	-	-	2	-	1	1	3	-	-	-	-	-	7	16.7%	▲	7
General Civil - Level 2	2015	14	9	6	13	13	9	10	11	14	3	7	11	120			120
	2016	5	9	3	11	7	7	9	12	10	5	11	9	98	-18.3%	▼	98
General Civil - Level 3	2015	3	3	16	6	4	3	4	3	11	3	6	6	68			68
	2016	13	1	2	16	2	4	10	5	5	4	3	3	68	0.0%	↔	68
Miscellaneous	2015	104	103	115	82	92	81	90	112	124	112	125	327	1,467			1,467
	2016	193	190	184	127	109	130	151	107	133	116	140	137	1,717	17.0%	▲	1,717
Misdemeanor	2015	20	23	30	15	23	24	33	27	28	28	35	35	321			321
	2016	23	26	41	12	32	25	21	37	31	32	15	26	321	0.0%	↔	321
Non-Capital Felonies and Related Matters	2015	77	65	48	46	81	57	95	47	69	33	83	70	771			771
	2016	49	25	70	21	112	55	69	78	57	51	137	49	773	0.3%	▲	773
Other	2015	1	-	2	1	1	-	3	6	-	-	1	2	17			17
	2016	4	2	8	1	1	-	3	1	-	1	2	3	26	52.9%	▲	26
Other Criminally Related Matters	2015	5	2	4	3	3	12	5	6	9	3	1	3	56			56
	2016	1	1	6	2	2	6	2	3	3	9	2	8	45	-19.6%	▼	45
Probates/Wills and Trusts - Level 1	2015	-	-	1	-	-	-	-	-	-	-	1	-	2			2
	2016	1	-	3	-	-	-	-	-	-	-	-	1	5	150.0%	▲	5
Probates/Wills and Trusts - Level 2	2015	-	-	1	-	1	1	3	1	-	1	-	-	8			8
	2016	2	3	5	-	2	1	-	-	-	1	-	-	14	75.0%	▲	14
Protective Orders	2015	-	-	-	-	-	1	-	-	-	-	-	-	1			1
Uncontested Divorce	2015	8	15	18	13	8	10	9	4	14	9	10	10	128			128
	2016	11	13	16	17	8	10	12	16	9	18	14	9	153	19.5%	▲	153

Court: Nelson Circuit

Start/End Date: Jan-15 / Dec-16

2015 Average Month: 89

Jan-Dec 2015: 1,069

Filings Trending: ▼

Circuit/Court ID: 24

224125

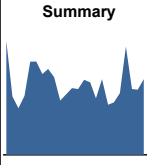
Type of Case: Filings

2016 Average Month:83

Jan-Dec 2016 : 990

Overall AVG. Month: 86

Monthly Summary



Jan 15-Dec 16

Totals

	2015	2016
Civil	405	239
Criminal	397	452
Other	267	299
Total	1,069	990

Jan --- Dec Filings

1,069

990

2015

2016

Jan --- Dec Filings

	2015	2016	% Change	Trending
Civil	405	239	-41.0%	▼
Criminal	397	452	13.9%	▲
Other	267	299	12.0%	▲
Total	1,069	990	-7.4%	▼

	Jan	Feb	Mar	Apr	May	Jun	Jul	Aug	Sep	Oct	Nov	Dec	Thru Dec	% Change	Trending	Total
2015	137	70	56	71	112	112	97	103	93	65	73	80	1,069			1,069
2016	79	90	87	68	91	60	63	74	130	79	78	91	990	-7.4%	▼	990

		Jan	Feb	Mar	Apr	May	Jun	Jul	Aug	Sep	Oct	Nov	Dec	Thru Dec	% Change	Trending	Total
Administrative Law	2015	-	-	-	-	-	-	1	-	-	-	-	-	1			1
Contested Divorce	2015	-	2	3	10	4	6	4	2	8	2	6	1	48			48
	2016	1	1	5	2	5	4	2	3	-	3	2	-	28	-41.7%	▼	28
Domestic and Family - Level 1	2015	-	2	-	1	3	1	1	1	-	3	3	1	16			16
	2016	-	-	-	-	-	-	-	-	1	1	2	-	4	-75.0%	▼	4
Domestic and Family - Level 2	2015	-	-	-	1	1	-	-	-	1	-	-	5	8			8
	2016	-	-	2	-	1	-	-	-	1	1	-	-	5	-37.5%	▼	5
General Civil - Level 1	2015	-	-	2	-	-	-	-	-	-	-	-	-	2			2
	2016	-	1	1	-	-	-	-	-	-	-	-	-	2	0.0%	↔	2
General Civil - Level 2	2015	50	3	6	2	3	28	10	29	2	2	3	-	138			138
	2016	1	14	4	2	3	2	1	4	2	3	2	3	41	-70.3%	▼	41
General Civil - Level 3	2015	16	10	-	1	-	3	-	1	2	2	4	-	39			39
	2016	1	1	-	3	1	1	2	2	1	-	2	3	17	-56.4%	▼	17
Miscellaneous	2015	23	27	28	27	15	27	22	27	21	36	33	55	341			341
	2016	45	37	29	25	36	24	32	28	32	34	35	29	386	13.2%	▲	386
Misdemeanor	2015	2	1	5	1	15	17	26	14	6	5	6	3	101			101
	2016	13	8	14	10	9	6	9	9	6	14	11	9	118	16.8%	▲	118
Non-Capital Felonies and Related Matters	2015	19	21	6	13	53	10	22	17	14	12	7	9	203			203
	2016	15	23	19	19	27	11	11	13	60	14	18	41	271	33.5%	▲	271
Other	2015	1	1	-	-	1	-	1	1	-	1	-	2	8			8
	2016	-	-	-	-	1	-	2	-	-	-	-	-	3	-62.5%	▼	3
Other Criminally Related Matters	2015	24	-	-	9	11	8	3	4	27	2	4	1	93			93
	2016	1	1	8	1	3	5	-	9	24	4	5	2	63	-32.3%	▼	63
Probates/Wills and Trusts - Level 1	2015	-	-	-	-	-	-	-	-	-	-	1	1	2			2
	2016	-	-	-	2	-	-	-	-	-	-	-	-	2	0.0%	↔	2
Probates/Wills and Trusts - Lev	2015	-	-	-	-	1	1	-	-	-	-	1	-	3			3
Uncontested Divorce	2015	2	3	6	6	5	11	7	7	12	-	5	2	66			66
	2016	2	4	5	4	5	7	4	6	3	5	1	4	50	-24.2%	▼	50

Court: Lynchburg Circuit

Start/End Date: Jan-15 / Dec-16

2015 Average Month: 356

Jan-Dec 2015: 4,277

Filings Trending: ▲

Circuit/Court ID: 24

224680


Type of Case: Filings

2016 Average Month:386

Jan-Dec 2016 : 4,637

Overall AVG. Month: 371

Monthly Summary



Jan 15-Dec 16

Totals

	2015	2016
Civil	1,378	1,268
Criminal	2,133	2,384
Other	766	985
Total	4,277	4,637

Jan --- Dec Filings

4,277

2015

4,637

2016

Jan --- Dec Filings

	2015	2016	% Change	Trending
Civil	1,378	1,268	-8.0%	▼
Criminal	2,133	2,384	11.8%	▲
Other	766	985	28.6%	▲
Total	4,277	4,637	8.4%	▲

	Jan	Feb	Mar	Apr	May	Jun	Jul	Aug	Sep	Oct	Nov	Dec	Thru Dec	% Change	Trending	Total
2015	368	334	327	335	295	304	403	309	421	397	282	502	4,277			4,277
2016	392	465	434	386	328	311	347	387	453	380	392	362	4,637	8.4%	▲	4,637

		Jan	Feb	Mar	Apr	May	Jun	Jul	Aug	Sep	Oct	Nov	Dec	Thru Dec	% Change	Trending	Total
Administrative Law	2015	-	-	-	-	1	-	-	-	-	-	-	-	1			1
	2016	1	-	1	-	-	-	-	1	1	-	-	-	4	300.0%	▲	4
Contested Divorce	2015	8	11	12	10	10	12	10	14	3	7	7	11	115			115
	2016	9	8	8	12	14	13	3	18	4	9	13	7	118	2.6%	▲	118
Domestic and Family - Level 1	2015	6	15	17	42	32	11	6	15	50	22	11	22	249			249
	2016	4	3	4	3	-	2	2	2	1	3	1	8	33	-86.7%	▼	33
Domestic and Family - Level 2	2015	2	1	4	4	3	1	1	1	2	4	1	2	26			26
	2016	2	3	2	4	-	3	1	5	4	5	2	4	35	34.6%	▲	35
General Civil - Level 1	2015	4	2	3	2	-	3	4	3	8	-	1	4	34			34
	2016	1	-	2	3	-	1	1	-	1	4	3	6	22	-35.3%	▼	22
General Civil - Level 2	2015	11	14	11	15	15	11	10	12	21	9	11	4	144			144
	2016	14	14	13	13	5	12	13	19	17	14	25	13	172	19.4%	▲	172
General Civil - Level 3	2015	8	8	6	7	7	7	4	5	11	8	3	4	78			78
	2016	3	8	6	3	13	7	7	6	37	54	27	16	187	139.7%	▲	187
Miscellaneous	2015	98	81	98	81	65	80	89	69	108	75	84	218	1,146			1,146
	2016	142	143	129	89	72	102	92	106	114	96	122	88	1,295	13.0%	▲	1,295
Misdemeanor	2015	64	31	28	21	33	33	57	36	50	61	40	26	480			480
	2016	40	65	61	51	50	41	77	62	72	54	46	60	679	41.5%	▲	679
Non-Capital Felonies and Related Matters	2015	132	125	110	113	83	98	189	112	130	175	87	180	1,534			1,534
	2016	160	178	162	153	142	96	111	114	146	93	111	121	1,587	3.5%	▲	1,587
Other	2015	3	3	7	2	2	4	2	4	3	4	5	2	41			41
	2016	1	-	2	6	2	9	7	11	9	6	7	6	66	61.0%	▲	66
Other Criminally Related Matters	2015	3	15	7	9	9	15	8	12	17	12	6	9	122			122
	2016	2	5	13	12	11	8	13	14	13	13	7	13	124	1.6%	▲	124
Probates/Wills and Trusts - Level 1	2015	1	-	-	-	-	-	-	-	-	-	-	-	1			1
	2016	-	-	1	-	-	-	-	-	2	-	-	1	4	300.0%	▲	4
Probates/Wills and Trusts - Level 2	2015	3	3	-	2	4	1	1	2	3	2	2	2	25			25
	2016	1	2	5	2	1	1	2	3	2	2	-	2	23	-8.0%	▼	23
Protective Orders	2015	-	-	-	-	-	1	-	-	-	-	-	-	1			1
Uncontested Divorce	2015	25	25	24	27	31	27	22	24	15	18	24	18	280			280
	2016	12	36	25	35	18	16	18	26	30	27	28	17	288	2.9%	▲	288

Court: Alleghany Circuit

Start/End Date: Jan-15 / Dec-16

2015 Average Month: 155

Jan-Dec 2015: 1,858

Filings Trending: ↔

Circuit/Court ID: 25

225005

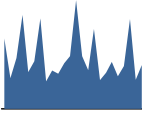
Type of Case: Filings

2016 Average Month: 157

Jan-Dec 2016 : 1,888

Overall AVG. Month: 156

Monthly Summary




Jan 15-Dec 16

Totals

	2015	2016
Civil	306	260
Criminal	1,049	1,127
Other	503	501
Total	1,858	1,888

Jan --- Dec Filings



20152016

Jan --- Dec Filings

	2015	2016	% Change	Trending
Civil	306	260	-15.0%	▼
Criminal	1,049	1,127	7.4%	▲
Other	503	501	-	↔
Total	1,858	1,888	1.6%	▲

	Jan	Feb	Mar	Apr	May	Jun	Jul	Aug	Sep	Oct	Nov	Dec	Thru Dec	% Change	Trending	Total
2015	211	92	152	282	110	143	271	82	115	105	137	158	1,858			1,858
2016	326	158	116	240	86	108	141	98	128	269	87	131	1,888	1.6%	▲	1,888

		Jan	Feb	Mar	Apr	May	Jun	Jul	Aug	Sep	Oct	Nov	Dec	Thru Dec	% Change	Trending	Total
Administrative Law	2015	-	-	-	-	-	-	1	-	-	-	-	-	1			1
Contested Divorce	2015	-	6	2	-	3	2	2	2	-	-	4	-	21			21
	2016	-	2	4	5	1	3	2	2	3	3	1	2	28	33.3%	▲	28
Domestic and Family - Level 1	2015	-	1	5	1	-	2	-	-	-	1	-	-	10			10
	2016	1	-	-	-	-	-	-	-	1	-	-	-	2	-80.0%	▼	2
Domestic and Family - Level 2	2015	-	1	1	3	1	2	-	-	-	4	1	1	14			14
	2016	1	-	1	1	3	1	-	3	1	-	1	-	12	-14.3%	▼	12
General Civil - Level 1	2015	2	-	-	1	1	2	-	-	1	-	3	-	10			10
	2016	-	-	-	-	-	-	-	-	-	-	-	2	2	-80.0%	▼	2
General Civil - Level 2	2015	1	2	4	1	2	4	3	1	2	4	5	1	30			30
	2016	-	5	1	2	2	3	5	2	4	3	2	-	29	-3.3%	▼	29
General Civil - Level 3	2015	2	-	-	1	1	8	11	4	1	3	6	-	37			37
	2016	5	-	2	2	-	-	-	1	1	2	4	18	35	-5.4%	▼	35
Miscellaneous	2015	37	58	55	23	33	44	44	42	58	57	52	96	599			599
	2016	51	87	56	39	35	34	41	47	55	47	36	31	559	-6.7%	▼	559
Misdemeanor	2015	29	9	28	15	8	15	21	6	14	6	15	16	182			182
	2016	23	10	9	21	13	12	15	3	10	20	14	8	158	-13.2%	▼	158
Non-Capital Felonies and Related Matters	2015	131	9	44	228	44	56	183	21	29	22	45	34	846			846
	2016	238	44	27	162	17	47	71	32	42	190	24	64	958	13.2%	▲	958
Other	2015	-	-	1	-	1	-	-	1	1	1	-	3	8			8
	2016	1	1	9	1	3	3	-	2	-	-	2	1	23	187.5%	▲	23
Other Criminally Related Matters	2015	6	1	-	2	3	1	1	1	4	1	1	3	24			24
	2016	1	-	-	1	4	1	-	-	1	2	1	1	12	-50.0%	▼	12
Probates/Wills and Trusts - Level 2	2015	1	1	-	2	2	-	-	1	1	-	-	-	8			8
	2016	-	1	2	-	1	-	-	2	-	-	-	2	8	0.0%	↔	8
Uncontested Divorce	2015	2	4	12	5	11	7	5	3	4	6	5	4	68			68
	2016	5	8	5	6	7	4	7	4	10	2	2	2	62	-8.8%	▼	62

Court: Augusta Circuit

Start/End Date: Jan-15 / Dec-16

2015 Average Month: 337

Jan-Dec 2015: 4,047

Filings Trending: ▲

Circuit/Court ID: 25

225015


Type of Case: Filings

2016 Average Month: 357

Jan-Dec 2016 : 4,289

Overall AVG. Month: 347

Monthly Summary



Jan 15-Dec 16

Totals

	2015	2016
Civil	824	767
Criminal	1,611	1,557
Other	1,612	1,965
Total	4,047	4,289

Jan --- Dec Filings

4,047

2015

4,289

2016

Jan --- Dec Filings

	2015	2016	% Change	Trending
Civil	824	767	-6.9%	▼
Criminal	1,611	1,557	-3.4%	▼
Other	1,612	1,965	21.9%	▲
Total	4,047	4,289	6.0%	▲

	Jan	Feb	Mar	Apr	May	Jun	Jul	Aug	Sep	Oct	Nov	Dec	Thru Dec	% Change	Trending	Total
2015	433	261	317	336	287	295	343	335	333	273	353	481	4,047			4,047
2016	386	346	486	308	351	357	373	334	353	320	373	302	4,289	6.0%	▲	4,289

		Jan	Feb	Mar	Apr	May	Jun	Jul	Aug	Sep	Oct	Nov	Dec	Thru Dec	% Change	Trending	Total
Administrative Law	2015	-	-	1	-	1	-	2	-	2	-	-	-	6			6
	2016	1	1	-	2	1	-	1	1	-	-	2	-	9	50.0%	▲	9
Capital Murder	2015	1	-	-	-	-	-	-	-	-	-	-	-	1			1
	2016	6	7	5	5	3	5	9	5	8	5	2	4	64			64
Contested Divorce	2015	7	8	13	5	5	8	5	5	6	8	5	5	80	25.0%	▲	80
	2016	11	6	21	12	9	7	15	10	9	15	16	1	132			132
Domestic and Family - Level 1	2015	-	2	2	1	2	4	1	2	1	2	1	2	20	-84.8%	▼	20
	2016	1	8	11	7	9	3	5	4	7	8	3	6	72			72
Domestic and Family - Level 2	2015	5	4	3	6	4	8	9	9	2	6	4	7	67	-6.9%	▼	67
	2016	-	-	-	-	1	-	-	-	-	-	-	-	1			1
General Civil - Level 1	2015	1	1	2	-	3	-	-	-	-	1	1	1	10	900.0%	▲	10
	2016	8	7	10	6	5	13	13	23	3	10	4	2	104			104
General Civil - Level 2	2015	4	5	8	6	6	1	7	7	3	2	3	3	55	-47.1%	▼	55
	2016	5	1	1	5	7	6	3	8	5	4	8	4	57			57
General Civil - Level 3	2015	1	3	2	3	5	8	3	4	11	3	-	7	50	-12.3%	▼	50
	2016	134	128	128	128	129	114	129	117	120	103	152	306	1,688			1,688
Miscellaneous	2015	226	201	224	163	132	164	194	148	167	172	145	150	2,086	23.6%	▲	2,086
	2016	17	9	8	17	3	6	18	18	13	21	10	9	149			149
Misdemeanor	2015	19	12	19	17	12	10	9	11	14	11	8	8	150	0.7%	▲	150
	2016	219	67	105	121	84	126	123	125	146	88	139	99	1,442			1,442
Non-Capital Felonies and Related Matters	2015	88	83	188	71	143	124	103	110	107	79	174	96	1,366	-5.3%	▼	1,366
	2016	17	13	13	17	12	9	16	7	7	8	8	34	161			161
Other	2015	17	7	8	13	14	13	17	10	18	15	12	14	158	-1.9%	▼	158
	2016	1	2	1	3	4	2	-	2	3	2	2	-	22			22
Other Criminally Related Matters	2015	2	2	3	4	9	2	2	9	3	6	4	1	47	113.6%	▲	47
	2016	1	-	-	-	-	-	-	-	-	-	-	-	1			1
Probates/Wills and Trusts - Level 1	2015	-	-	-	-	-	-	-	-	-	1	1	-	2	100.0%	▲	2
	2016	1	1	-	-	1	-	-	2	1	2	1	-	9			9
Probates/Wills and Trusts - Level 2	2015	-	3	1	-	3	4	4	3	4	1	1	3	27	200.0%	▲	27
	2016	11	12	13	15	19	4	10	14	9	7	8	16	138			138
Uncontested Divorce	2015	15	14	13	17	12	11	18	15	17	13	12	5	162	17.4%	▲	162
	2016																

Court: Bath Circuit

Start/End Date: Jan-15 / Dec-16

2015 Average Month: 23

Jan-Dec 2015: 271

Filings Trending: ▲

Circuit/Court ID: 25

225017

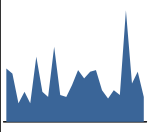
Type of Case: Filings

2016 Average Month:27

Jan-Dec 2016 : 321

Overall AVG. Month: 25

Monthly Summary



Jan 15-Dec 16

Totals

	2015	2016
Civil	57	60
Criminal	92	104
Other	122	157
Total	271	321

Jan --- Dec Filings

271

2015

321

2016

Jan --- Dec Filings

	2015	2016	% Change	Trending
Civil	57	60	5.3%	▲
Criminal	92	104	13.0%	▲
Other	122	157	28.7%	▲
Total	271	321	18.5%	▲

	Jan	Feb	Mar	Apr	May	Jun	Jul	Aug	Sep	Oct	Nov	Dec	Thru Dec	% Change	Trending	Total
2015	32	29	11	18	11	39	18	15	45	16	15	22	271			271
2016	31	26	30	31	19	14	19	16	67	23	30	15	321	18.5%	▲	321

		Jan	Feb	Mar	Apr	May	Jun	Jul	Aug	Sep	Oct	Nov	Dec	Thru Dec	% Change	Trending	Total
Contested Divorce	2015	1	1	1	1	1	-	-	1	-	1	1	-	8			8
	2016	-	-	1	-	-	-	-	1	-	1	-	-	3	-62.5%	▼	3
Domestic and Family - Level 2	2015	-	-	-	-	-	-	-	-	-	1	-	-	1			1
	2016	-	-	2	-	-	1	-	-	-	2	-	-	5	400.0%	▲	5
General Civil - Level 1	2015	-	-	1	-	-	-	-	-	-	1	1	-	3			3
General Civil - Level 2	2015	-	1	-	2	-	1	1	-	4	1	2	1	13			13
	2016	-	-	2	-	1	-	10	3	1	-	-	-	17	30.8%	▲	17
General Civil - Level 3	2015	-	-	-	-	-	-	-	-	-	1	1	-	2			2
	2016	-	1	-	-	-	-	-	-	-	-	1	2	4	100.0%	▲	4
Miscellaneous	2015	6	27	9	8	8	9	13	9	17	10	10	13	139			139
	2016	20	23	22	13	13	12	8	11	14	16	16	7	175	25.9%	▲	175
Misdemeanor	2015	-	-	-	3	-	3	2	-	2	-	-	3	13			13
	2016	3	-	-	-	2	-	-	-	14	-	3	3	25	92.3%	▲	25
Non-Capital Felonies and Related Matters	2015	22	-	-	3	-	24	2	2	20	-	-	4	77			77
	2016	6	-	3	18	1	1	-	-	37	2	6	2	76	-1.3%	▼	76
Other Criminally Related Matters	2015	1	-	-	-	-	1	-	-	-	-	-	-	2			2
	2016	-	-	-	-	2	-	-	-	-	-	1	-	3	50.0%	▲	3
Probates/Wills and Trusts - Level 2	2015	1	-	-	1	-	-	-	1	-	-	-	-	3			3
	2016	-	1	-	-	-	-	1	-	-	1	1	-	4	33.3%	▲	4
Uncontested Divorce	2015	1	-	-	-	2	1	-	2	2	1	-	1	10			10
	2016	2	1	-	-	-	-	-	1	1	1	2	1	9	-10.0%	▼	9

Court: Botetourt Circuit

Start/End Date: Jan-15 / Dec-16

2015 Average Month: 162

Jan-Dec 2015: 1,944

Filings Trending: ▲

Circuit/Court ID: 25

225023


Type of Case: Filings

2016 Average Month:190

Jan-Dec 2016 : 2,274

Overall AVG. Month: 176

Monthly Summary




Jan 15-Dec 16

Totals

	2015	2016
Civil	343	354
Criminal	826	947
Other	775	973
Total	1,944	2,274

Jan --- Dec Filings



1,944 2,274

2015 2016

Jan --- Dec Filings

	2015	2016	% Change	Trending
Civil	343	354	3.2%	▲
Criminal	826	947	14.6%	▲
Other	775	973	25.5%	▲
Total	1,944	2,274	17.0%	▲

	Jan	Feb	Mar	Apr	May	Jun	Jul	Aug	Sep	Oct	Nov	Dec	Thru Dec	% Change	Trending	Total
2015	128	122	228	122	106	257	154	195	115	163	98	256	1,944			1,944
2016	213	171	266	133	153	309	120	177	158	203	163	208	2,274	17.0%	▲	2,274

		Jan	Feb	Mar	Apr	May	Jun	Jul	Aug	Sep	Oct	Nov	Dec	Thru Dec	% Change	Trending	Total
Administrative Law	2015	-	1	-	-	-	-	1	1	-	-	-	1	4			4
	2016	-	1	-	-	-	-	-	1	-	1	-	-	3	-25.0%	▼	3
Contested Divorce	2015	5	4	1	2	5	1	5	6	3	2	-	3	37			37
	2016	5	3	2	6	4	1	1	2	1	2	2	5	34	-8.1%	▼	34
Domestic and Family - Level 1	2015	2	6	14	3	2	3	10	9	4	2	-	-	55			55
	2016	6	2	13	1	7	8	5	3	9	6	-	-	60	9.1%	▲	60
Domestic and Family - Level 2	2015	-	-	1	-	1	-	-	1	-	-	-	2	5			5
	2016	-	-	-	1	-	2	-	2	2	-	-	2	9	80.0%	▲	9
General Civil - Level 1	2015	1	-	-	-	1	-	-	-	-	-	-	-	2			2
	2016	-	-	-	-	1	1	-	-	1	-	-	-	3	50.0%	▲	3
General Civil - Level 2	2015	8	1	6	4	3	11	1	3	2	1	3	1	44			44
	2016	6	3	5	6	1	1	2	4	1	1	6	5	41	-6.8%	▼	41
General Civil - Level 3	2015	1	3	3	4	3	3	2	1	3	3	2	2	30			30
	2016	3	1	6	3	8	2	2	1	-	-	1	3	30	0.0%	↔	30
Miscellaneous	2015	57	57	78	55	38	57	61	79	70	87	59	163	861			861
	2016	120	117	104	73	76	76	73	95	64	108	95	74	1,075	24.9%	▲	1,075
Misdemeanor	2015	17	12	24	9	13	32	8	32	9	9	7	17	189			189
	2016	11	7	21	11	16	20	8	14	12	14	15	14	163	-13.8%	▼	163
Non-Capital Felonies and Related Matters	2015	24	21	90	33	24	143	61	53	17	41	18	60	585			585
	2016	51	21	103	23	32	189	16	51	53	60	36	97	732	25.1%	▲	732
Other Criminally Related Matters	2015	5	11	4	5	6	1	2	4	1	7	3	3	52			52
	2016	7	8	4	3	2	1	5	1	6	6	5	4	52	0.0%	↔	52
Probates/Wills and Trusts - Level 1	2015	1	-	1	-	-	-	-	1	-	-	-	-	3			3
	2016	-	-	-	-	-	-	-	-	1	1	-	-	2	-33.3%	▼	2
Probates/Wills and Trusts - Level 2	2015	-	2	-	1	-	1	-	-	-	2	1	-	7			7
	2016	-	1	-	-	2	2	-	-	1	-	-	1	7	0.0%	↔	7
Uncontested Divorce	2015	7	4	6	6	10	5	3	5	6	9	5	4	70			70
	2016	4	7	8	6	4	6	8	3	7	4	3	3	63	-10.0%	▼	63

Court: Craig Circuit

Start/End Date: Jan-15 / Dec-16

2015 Average Month: 29

Jan-Dec 2015: 344

Filings Trending: ▼

Circuit/Court ID: 25

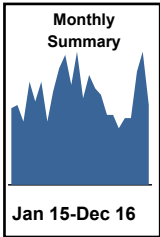
225045

Type of Case: Filings

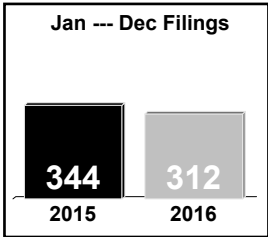
2016 Average Month:26

Jan-Dec 2016 : 312

Overall AVG. Month: 27



Totals		
	2015	2016
Civil	57	50
Criminal	64	69
Other	223	193
Total	344	312



Jan --- Dec Filings				
	2015	2016	% Change	Trending
Civil	57	50	-12.3%	▼
Criminal	64	69	7.8%	▲
Other	223	193	-13.5%	▼
Total	344	312	-9.3%	▼

	Jan	Feb	Mar	Apr	May	Jun	Jul	Aug	Sep	Oct	Nov	Dec	Thru Dec	% Change	Trending	Total
2015	23	24	19	31	25	31	19	28	35	39	30	40	344			344
2016	26	33	29	27	21	21	17	20	20	34	40	24	312	-9.3%	▼	312

		Jan	Feb	Mar	Apr	May	Jun	Jul	Aug	Sep	Oct	Nov	Dec	Thru Dec	% Change	Trending	Total
Administrative Law	2016	-	-	-	-	-	-	-	-	-	-	1	-	1			1
Contested Divorce	2015	-	1	-	2	-	1	-	-	2	1	-	1	8			8
	2016	-	2	1	-	1	-	-	-	-	1	-	1	6	-25.0%	▼	6
Domestic and Family - Level 1	2015	-	-	-	2	-	4	1	3	-	-	1	-	11			11
Domestic and Family - Level 2	2016	-	-	-	-	1	1	-	-	-	1	-	-	3			3
General Civil - Level 1	2015	-	-	-	-	-	-	-	-	-	1	-	-	1			1
General Civil - Level 2	2015	-	-	1	-	-	1	1	-	1	1	-	1	6			6
	2016	1	1	-	1	-	-	1	-	-	-	-	1	5	-16.7%	▼	5
General Civil - Level 3	2015	-	-	-	-	-	-	1	1	-	-	-	-	2			2
	2016	-	-	2	1	1	-	-	-	1	1	-	4	10	400.0%	▲	10
Miscellaneous	2015	19	13	16	15	20	18	14	20	28	23	20	35	241			241
	2016	20	24	20	19	12	16	12	17	14	20	17	16	207	-14.1%	▼	207
Misdemeanor	2015	1	2	-	7	1	3	1	-	2	4	1	1	23			23
	2016	-	-	2	-	1	-	1	-	2	-	5	-	11	-52.2%	▼	11
Non-Capital Felonies and Related Matters	2015	2	8	1	4	2	2	1	2	2	8	8	-	40			40
	2016	4	3	4	6	4	4	2	2	1	9	17	2	58	45.0%	▲	58
Other	2016	-	-	-	-	-	-	-	-	-	1	-	-	1			1
Other Criminally Related Matter	2015	-	-	-	-	-	1	-	-	-	-	-	-	1			1
Probates/Wills and Trusts - Level 2	2015	-	-	-	-	-	-	-	-	-	-	-	1	1			1
	2016	-	1	-	-	-	-	-	-	-	-	-	-	1	0.0%	↔	1
Uncontested Divorce	2015	1	-	1	1	2	1	-	2	-	1	-	1	10			10
	2016	1	2	-	-	1	-	1	1	2	1	-	-	9	-10.0%	▼	9

Court: Highland Circuit

Start/End Date: Jan-15 / Dec-16

2015 Average Month: 12

Jan-Dec 2015: 148

Filings Trending: ▲

Circuit/Court ID: 25

225091


Type of Case: Filings

2016 Average Month:13

Jan-Dec 2016 : 154

Overall AVG. Month: 13

Monthly Summary



Jan 15-Dec 16

Totals

	2015	2016
Civil	40	27
Criminal	19	63
Other	89	64
Total	148	154

Jan --- Dec Filings

148

2015

154

2016

Jan --- Dec Filings

	2015	2016	% Change	Trending
Civil	40	27	-32.5%	▼
Criminal	19	63	231.6%	▲
Other	89	64	-28.1%	▼
Total	148	154	4.1%	▲

	Jan	Feb	Mar	Apr	May	Jun	Jul	Aug	Sep	Oct	Nov	Dec	Thru Dec	% Change	Trending	Total
2015	14	13	8	16	3	15	19	8	10	7	10	25	148			148
2016	12	15	20	7	8	11	6	13	24	16	11	11	154	4.1%	▲	154

		Jan	Feb	Mar	Apr	May	Jun	Jul	Aug	Sep	Oct	Nov	Dec	Thru Dec	% Change	Trending	Total
Contested Divorce	2015	-	-	-	1	1	-	1	-	1	-	-	-	4			4
	2016	-	-	1	-	1	-	-	1	-	-	-	-	3	-25.0%	▼	3
Domestic and Family - Level 2	2015	-	-	-	1	-	-	-	-	-	-	-	-	1			1
	2016	-	-	-	-	1	-	-	-	-	-	-	-	1	0.0%	↔	1
General Civil - Level 2	2015	2	-	-	-	-	1	7	-	-	-	-	1	11			11
	2016	-	1	-	1	-	-	-	-	-	1	-	-	3	-72.7%	▼	3
General Civil - Level 3	2015	-	-	-	-	-	1	-	-	-	-	-	1	2			2
	2016	8	13	7	7	2	11	10	8	8	6	9	16	105			105
Miscellaneous	2015	8	13	7	7	2	11	10	8	8	6	9	16	105			105
	2016	12	7	11	3	4	1	4	10	4	9	8	1	74	-29.5%	▼	74
Misdemeanor	2015	-	-	-	4	-	-	1	-	-	-	1	1	7			7
	2016	-	4	4	-	-	7	-	-	4	4	2	5	30	328.6%	▲	30
Non-Capital Felonies and Related Matters	2015	2	-	-	2	-	2	-	-	-	1	-	4	11			11
	2016	-	1	3	1	1	3	1	-	16	-	1	5	32	190.9%	▲	32
Other	2016	-	1	-	-	-	-	-	-	-	-	-	-	1			1
	2015	-	-	-	1	-	-	-	-	-	-	-	-	1			1
Other Criminally Related Matters	2015	-	-	-	1	-	-	-	-	-	-	-	-	1			1
	2016	-	-	1	-	-	-	-	-	-	-	-	-	1	0.0%	↔	1
Uncontested Divorce	2015	2	-	-	-	-	-	-	-	1	-	-	2	5			5
	2016	-	1	-	2	1	-	1	2	-	2	-	-	9	80.0%	▲	9

Court: Rockbridge Circuit

Start/End Date: Jan-15 / Dec-16

2015 Average Month: 162

Jan-Dec 2015: 1,942

Filings Trending: ▲

Circuit/Court ID: 25

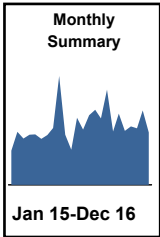
225163

Type of Case: Filings

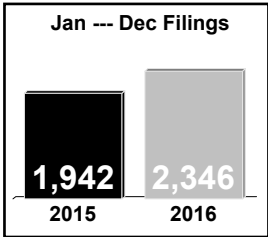
2016 Average Month:196

Jan-Dec 2016 : 2,346

Overall AVG. Month: 179



Totals		
	2015	2016
Civil	344	364
Criminal	1,035	1,365
Other	563	617
Total	1,942	2,346



Jan --- Dec Filings				
	2015	2016	% Change	Trending
Civil	344	364	5.8%	▲
Criminal	1,035	1,365	31.9%	▲
Other	563	617	9.6%	▲
Total	1,942	2,346	20.8%	▲

	Jan	Feb	Mar	Apr	May	Jun	Jul	Aug	Sep	Oct	Nov	Dec	Thru Dec	% Change	Trending	Total
2015	102	159	139	150	151	138	149	171	327	150	105	201	1,942			1,942
2016	166	209	225	199	286	160	214	162	175	170	223	157	2,346	20.8%	▲	2,346

		Jan	Feb	Mar	Apr	May	Jun	Jul	Aug	Sep	Oct	Nov	Dec	Thru Dec	% Change	Trending	Total
Administrative Law	2015	-	-	-	-	1	-	-	-	-	-	-	-	1			1
	2016	-	-	-	-	-	-	-	-	-	1	-	-	1	0.0%	↔	1
Contested Divorce	2015	3	2	3	3	-	4	-	1	6	4	2	-	28			28
	2016	3	3	6	5	2	2	3	2	2	1	4	1	34	21.4%	▲	34
Domestic and Family - Level 1	2015	2	-	3	-	3	5	2	6	2	1	2	3	29			29
	2016	-	4	-	-	-	2	2	2	1	-	6	2	19	-34.5%	▼	19
Domestic and Family - Level 2	2015	-	-	1	3	-	1	1	1	-	-	2	-	9			9
	2016	-	-	2	2	2	2	1	-	1	-	1	1	12	33.3%	▲	12
General Civil - Level 1	2015	-	-	-	-	1	-	1	1	-	-	-	-	3			3
General Civil - Level 2	2015	4	6	6	3	3	4	4	3	2	10	3	2	50			50
	2016	5	4	7	4	3	4	4	2	5	9	5	4	56	12.0%	▲	56
General Civil - Level 3	2015	2	1	1	4	4	3	3	1	3	3	5	4	34			34
	2016	5	3	4	4	-	2	1	2	3	7	-	5	36	5.9%	▲	36
Miscellaneous	2015	49	51	55	56	31	33	55	65	63	44	45	114	661			661
	2016	78	66	87	56	54	57	67	69	44	54	55	44	731	10.6%	▲	731
Misdemeanor	2015	13	28	19	30	21	25	17	25	19	17	15	24	253			253
	2016	11	40	39	44	38	50	31	22	47	35	55	34	446	76.3%	▲	446
Non-Capital Felonies and Related Matters	2015	17	57	34	43	71	48	53	53	224	62	14	41	717			717
	2016	55	77	62	74	171	27	95	50	58	54	88	54	865	20.6%	▲	865
Other	2015	-	1	2	-	-	-	-	-	-	-	1	-	4			4
	2016	-	-	-	1	1	-	1	-	1	1	1	-	6	50.0%	▲	6
Other Criminally Related Matters	2015	4	6	6	2	5	3	10	6	3	3	13	5	66			66
	2016	3	4	3	5	5	8	5	7	3	3	4	4	54	-18.2%	▼	54
Probates/Wills and Trusts - Lev	2016	-	-	1	-	-	-	-	-	-	-	-	-	1			1
Probates/Wills and Trusts - Level 2	2015	1	1	-	-	1	1	1	4	2	1	-	1	13			13
	2016	-	-	-	-	-	1	-	-	1	1	-	-	3	-76.9%	▼	3
Uncontested Divorce	2015	7	6	9	6	10	11	2	5	3	5	3	7	74			74
	2016	6	8	14	4	10	5	4	6	9	4	4	8	82	10.8%	▲	82

Court: Buena Vista Circuit

Start/End Date: Jan-15 / Dec-16

2015 Average Month: 36

Jan-Dec 2015: 427

Filings Trending: ▲

Circuit/Court ID: 25

225530


Type of Case: Filings

2016 Average Month:40

Jan-Dec 2016 : 477

Overall AVG. Month: 38

Monthly Summary



Jan 15-Dec 16

Totals

	2015	2016
Civil	75	97
Criminal	253	256
Other	99	124
Total	427	477

Jan --- Dec Filings

427

2015

477

2016

Jan --- Dec Filings

	2015	2016	% Change	Trending
Civil	75	97	29.3%	▲
Criminal	253	256	1.2%	▲
Other	99	124	25.3%	▲
Total	427	477	11.7%	▲

	Jan	Feb	Mar	Apr	May	Jun	Jul	Aug	Sep	Oct	Nov	Dec	Thru Dec	% Change	Trending	Total
2015	40	26	31	31	23	24	25	28	102	20	26	51	427			427
2016	66	42	39	59	27	33	64	33	27	29	30	28	477	11.7%	▲	477

		Jan	Feb	Mar	Apr	May	Jun	Jul	Aug	Sep	Oct	Nov	Dec	Thru Dec	% Change	Trending	Total
Administrative Law	2016	1	-	-	-	-	-	-	-	-	-	-	-	1			1
Contested Divorce	2015	1	-	2	2	-	1	-	1	1	1	-	1	10			10
	2016	1	1	1	2	-	1	3	-	-	1	1	3	14	40.0%	▲	14
Domestic and Family - Level 1	2015	-	-	1	-	1	-	2	-	2	1	2	1	10			10
	2016	1	1	-	-	-	-	1	1	1	-	2	-	7	-30.0%	▼	7
Domestic and Family - Level 2	2015	-	-	-	1	1	-	-	-	-	-	-	1	3			3
	2016	-	-	3	1	-	-	1	-	-	-	1	1	7	133.3%	▲	7
General Civil - Level 2	2015	-	-	-	-	1	-	-	-	-	1	-	2	4			4
	2016	-	-	1	2	1	1	-	-	-	-	-	-	5	25.0%	▲	5
General Civil - Level 3	2015	-	2	-	-	-	2	-	-	-	-	-	2	6			6
	2016	-	-	-	-	-	1	-	-	-	1	2	-	4	-33.3%	▼	4
Miscellaneous	2015	4	11	7	8	6	6	8	9	14	7	7	25	112			112
	2016	17	13	19	15	15	16	9	14	9	12	6	12	157	40.2%	▲	157
Misdemeanor	2015	1	5	3	10	8	1	4	7	1	1	2	6	49			49
	2016	3	5	2	8	3	4	11	6	8	4	7	4	65	32.7%	▲	65
Non-Capital Felonies and Related Matters	2015	31	4	15	5	1	12	10	8	82	7	12	11	198			198
	2016	40	18	10	25	7	8	38	9	9	8	5	5	182	-8.1%	▼	182
Other	2015	-	-	-	-	1	-	-	-	-	-	1	-	2			2
Other Criminally Related Matters	2015	-	-	-	3	2	-	-	-	-	-	1	-	6			6
	2016	-	2	-	1	-	1	1	2	-	-	2	-	9	50.0%	▲	9
Probates/Wills and Trusts - Level 2	2015	1	1	3	-	-	-	-	-	1	-	-	-	6			6
	2016	1	-	-	1	-	-	-	-	-	-	-	1	3	-50.0%	▼	3
Uncontested Divorce	2015	2	3	-	2	2	2	1	3	1	2	1	2	21			21
	2016	2	2	3	4	1	1	-	1	-	3	4	2	23	9.5%	▲	23

Court: Staunton Circuit

Start/End Date: Jan-15 / Dec-16

2015 Average Month: 139

Jan-Dec 2015: 1,670

Filings Trending: ▲

Circuit/Court ID: 25

225790


Type of Case: Filings

2016 Average Month:144

Jan-Dec 2016 : 1,724

Overall AVG. Month: 141

Monthly Summary



Jan 15-Dec 16

Totals

	2015	2016
Civil	351	316
Criminal	967	1,068
Other	352	340
Total	1,670	1,724

Jan --- Dec Filings

1,670

2015

1,724

2016

Jan --- Dec Filings

	2015	2016	% Change	Trending
Civil	351	316	-10.0%	▼
Criminal	967	1,068	10.4%	▲
Other	352	340	-3.4%	▼
Total	1,670	1,724	3.2%	▲

	Jan	Feb	Mar	Apr	May	Jun	Jul	Aug	Sep	Oct	Nov	Dec	Thru Dec	% Change	Trending	Total
2015	149	152	170	99	109	108	138	180	142	142	116	165	1,670			1,670
2016	175	162	131	142	137	135	142	161	137	133	106	163	1,724	3.2%	▲	1,724

		Jan	Feb	Mar	Apr	May	Jun	Jul	Aug	Sep	Oct	Nov	Dec	Thru Dec	% Change	Trending	Total
Administrative Law	2015	-	-	-	1	-	-	-	-	1	-	-	-	2			2
	2016	-	-	-	-	-	-	-	-	1	-	-	-	1	-50.0%	▼	1
Contested Divorce	2015	2	4	1	1	1	2	4	2	2	1	2	1	23			23
	2016	-	3	4	6	5	2	1	3	-	2	2	2	30	30.4%	▲	30
Domestic and Family - Level 1	2015	-	1	15	1	-	5	2	1	2	6	1	1	35			35
	2016	8	12	6	5	1	10	12	7	8	4	5	5	83			83
Domestic and Family - Level 2	2015	3	11	3	9	5	5	10	3	4	5	3	14	75	-9.6%	▼	75
	2016	-	1	1	-	1	-	-	-	-	1	-	-	4			4
General Civil - Level 1	2015	2	-	1	1	-	-	-	-	2	-	-	-	6	50.0%	▲	6
	2016	2	-	2	3	1	3	1	1	1	5	1	3	23			23
General Civil - Level 2	2015	-	3	-	1	3	3	4	5	3	1	2	9	34	47.8%	▲	34
	2016	3	-	4	2	2	3	1	1	-	2	-	2	20			20
General Civil - Level 3	2015	1	2	2	1	3	-	-	5	1	2	-	1	18	-10.0%	▼	18
	2016	35	36	33	26	23	18	34	28	43	22	27	63	388			388
Miscellaneous	2015	43	34	41	25	23	43	26	32	33	42	16	26	384	-1.0%	▼	384
	2016	10	12	16	10	5	2	11	9	14	12	12	14	127			127
Misdemeanor	2015	15	15	7	13	10	16	19	19	18	10	23	27	192	51.2%	▲	192
	2016	80	72	74	39	54	45	56	122	55	79	47	70	793			793
Non-Capital Felonies and Related Matters	2015	97	89	68	70	78	52	71	76	62	65	46	79	853	7.6%	▲	853
	2016	4	7	3	7	2	3	11	6	5	7	4	2	61			61
Other	2015	12	-	2	7	1	6	7	3	4	5	3	3	53	-13.1%	▼	53
	2016	-	3	9	1	9	5	2	1	6	-	11	-	47			47
Other Criminally Related Matters	2015	-	2	-	1	3	-	-	6	5	-	6	-	23	-51.1%	▼	23
	2016	1	-	-	-	1	2	2	-	1	-	1	-	8			8
Probates/Wills and Trusts - Level 2	2015	1	-	1	-	1	2	-	1	2	1	-	-	9	12.5%	▲	9
	2016	-	-	-	-	-	-	-	-	1	-	1	-	2			2
Protective Orders	2015	4	4	6	3	9	10	2	2	3	3	4	4	54			54
	2016	1	3	2	8	5	6	4	8	2	-	5	2	46	-14.8%	▼	46
Uncontested Divorce	2015																
	2016																

Court: Waynesboro Circuit

Start/End Date: Jan-15 / Dec-16

2015 Average Month: 150

Jan-Dec 2015: 1,798

Filings Trending: ▲

Circuit/Court ID: 25

225820


Type of Case: Filings

2016 Average Month: 166

Jan-Dec 2016 : 1,988

Overall AVG. Month: 158

Monthly Summary




Jan 15-Dec 16

Totals

	2015	2016
Civil	560	595
Criminal	613	718
Other	625	675
Total	1,798	1,988

Jan --- Dec Filings



20152016

Jan --- Dec Filings

	2015	2016	% Change	Trending
Civil	560	595	6.3%	▲
Criminal	613	718	17.1%	▲
Other	625	675	8.0%	▲
Total	1,798	1,988	10.6%	▲

	Jan	Feb	Mar	Apr	May	Jun	Jul	Aug	Sep	Oct	Nov	Dec	Thru Dec	% Change	Trending	Total
2015	193	141	159	167	148	107	152	161	147	124	136	163	1,798			1,798
2016	148	202	201	169	187	188	145	149	148	142	140	169	1,988	10.6%	▲	1,988

		Jan	Feb	Mar	Apr	May	Jun	Jul	Aug	Sep	Oct	Nov	Dec	Thru Dec	% Change	Trending	Total
Administrative Law	2016	1	-	-	-	-	-	-	-	-	-	-	1	2			2
Contested Divorce	2015	10	10	12	7	4	6	11	8	9	9	4	8	98			98
	2016	9	17	14	8	16	10	6	5	10	8	11	3	117	19.4%	▲	117
Domestic and Family - Level 1	2015	3	3	5	2	7	1	6	6	-	1	15	-	49			49
	2016	-	3	-	1	2	1	2	1	1	1	-	-	12	-75.5%	▼	12
Domestic and Family - Level 2	2015	-	-	1	2	1	2	2	1	-	-	-	-	9			9
	2016	2	2	1	3	2	4	1	-	2	2	3	4	26	188.9%	▲	26
General Civil - Level 1	2015	-	-	-	-	-	-	1	-	-	-	-	-	1			1
	2016	1	-	-	-	-	-	-	-	-	-	1	-	2	100.0%	▲	2
General Civil - Level 2	2015	2	4	5	1	2	1	-	2	1	2	3	-	23			23
	2016	1	2	2	1	1	3	-	2	4	-	2	4	22	-4.3%	▼	22
General Civil - Level 3	2015	1	-	-	2	-	3	-	8	1	4	2	5	26			26
	2016	-	3	2	3	4	3	2	-	1	1	2	-	21	-19.2%	▼	21
Miscellaneous	2015	36	25	23	25	27	28	28	23	38	24	24	57	358			358
	2016	36	34	42	33	27	31	30	28	24	35	31	21	372	3.9%	▲	372
Misdemeanor	2015	10	6	14	6	11	6	16	11	11	12	5	14	122			122
	2016	9	12	21	7	14	20	5	11	3	13	14	9	138	13.1%	▲	138
Non-Capital Felonies and Related Matters	2015	66	18	18	69	56	13	37	49	29	28	42	35	460			460
	2016	41	26	54	56	67	58	43	43	39	29	25	71	552	20.0%	▲	552
Other	2015	41	50	43	26	24	23	30	34	40	16	25	25	377			377
	2016	23	68	39	41	24	26	38	32	38	29	21	23	402	6.6%	▲	402
Other Criminally Related Matters	2015	-	-	1	6	1	4	3	1	5	7	2	1	31			31
	2016	-	-	-	-	12	-	-	1	-	-	-	16	29	-6.5%	▼	29
Probates/Wills and Trusts - Level 1	2015	1	-	1	-	-	-	-	-	-	1	-	-	3			3
	2016	-	-	1	-	-	-	-	1	-	-	-	-	2	-33.3%	▼	2
Probates/Wills and Trusts - Level 2	2015	-	1	1	1	-	1	-	-	-	1	-	-	5			5
	2016	-	-	1	2	1	1	-	1	-	3	-	-	9	80.0%	▲	9
Uncontested Divorce	2015	23	24	35	20	15	19	18	18	13	19	14	18	236			236
	2016	25	35	24	14	17	31	18	24	26	21	30	17	282	19.5%	▲	282

Court: Clarke Circuit

Start/End Date: Jan-15 / Dec-16

2015 Average Month: 52

Jan-Dec 2015: 619

Filings Trending: ▲

Circuit/Court ID: 26

226043

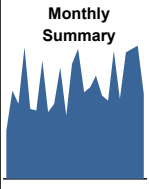
Type of Case: Filings

2016 Average Month:63

Jan-Dec 2016 : 754

Overall AVG. Month: 57

Monthly Summary



Jan 15-Dec 16

Totals

	2015	2016
Civil	129	165
Criminal	232	282
Other	258	307
Total	619	754

Jan --- Dec Filings

619

2015

754

2016

Jan --- Dec Filings

	2015	2016	% Change	Trending
Civil	129	165	27.9%	▲
Criminal	232	282	21.6%	▲
Other	258	307	19.0%	▲
Total	619	754	21.8%	▲

	Jan	Feb	Mar	Apr	May	Jun	Jul	Aug	Sep	Oct	Nov	Dec	Thru Dec	% Change	Trending	Total
2015	29	53	45	79	42	41	71	40	45	67	38	69	619			619
2016	78	52	55	62	50	47	77	48	76	78	80	51	754	21.8%	▲	754

		Jan	Feb	Mar	Apr	May	Jun	Jul	Aug	Sep	Oct	Nov	Dec	Thru Dec	% Change	Trending	Total
Administrative Law	2016	-	-	-	-	-	-	1	-	-	-	-	-	1			1
Contested Divorce	2015	-	3	3	1	4	-	1	-	1	-	2	1	16			16
	2016	1	1	2	-	-	1	2	3	1	3	1	2	17	6.3%	▲	17
Domestic and Family - Level 1	2015	-	-	1	-	1	-	-	-	1	-	-	-	3			3
	2016	1	-	-	1	-	-	-	1	1	-	2	-	6	100.0%	▲	6
Domestic and Family - Level 2	2015	-	-	1	1	-	-	1	-	-	-	-	-	3			3
	2016	-	-	1	1	-	-	-	-	3	-	1	-	6	100.0%	▲	6
General Civil - Level 1	2015	-	-	-	-	1	-	1	-	-	-	-	-	2			2
	2016	-	-	-	-	-	-	-	-	-	1	-	-	1	-50.0%	▼	1
General Civil - Level 2	2015	1	2	1	5	1	-	-	1	1	2	1	-	15			15
	2016	1	-	1	1	1	-	2	1	2	2	3	2	16	6.7%	▲	16
General Civil - Level 3	2015	-	-	-	1	1	-	1	-	2	2	1	-	8			8
	2016	1	-	1	2	6	4	6	1	2	1	10	6	40	400.0%	▲	40
Miscellaneous	2015	16	30	23	23	16	15	24	25	27	28	23	49	299			299
	2016	28	31	25	27	21	29	30	21	45	34	41	19	351	17.4%	▲	351
Misdemeanor	2015	2	1	3	5	3	7	8	1	5	10	3	7	55			55
	2016	10	4	3	3	5	1	5	5	9	1	6	5	57	3.6%	▲	57
Non-Capital Felonies and Related Matters	2015	6	10	8	40	10	13	30	6	7	23	4	10	167			167
	2016	33	12	18	26	13	11	29	6	11	31	10	15	215	28.7%	▲	215
Other	2015	-	1	-	-	-	-	-	-	-	-	-	-	1			1
	2016	-	-	-	-	-	-	-	1	-	-	-	-	1	0.0%	↔	1
Other Criminally Related Matters	2015	-	-	1	-	-	2	-	4	1	-	-	2	10			10
	2016	2	-	2	-	-	-	1	-	1	2	2	-	10	0.0%	↔	10
Probates/Wills and Trusts - Level 2	2015	-	1	-	1	-	-	-	-	-	-	-	-	2			2
	2016	-	-	-	-	-	-	-	3	1	-	-	-	4	100.0%	▲	4
Uncontested Divorce	2015	4	5	4	2	5	4	5	3	-	2	4	-	38			38
	2016	1	4	2	1	4	1	1	6	-	3	4	2	29	-23.7%	▼	29

Court: Frederick Circuit

Start/End Date: Jan-15 / Dec-16

2015 Average Month: 391

Jan-Dec 2015: 4,695

Filings Trending: ↔

Circuit/Court ID: 26

226069


Type of Case: Filings

2016 Average Month:389

Jan-Dec 2016 : 4,668

Overall AVG. Month: 390

Monthly Summary



Jan 15-Dec 16

Totals

	2015	2016
Civil	895	850
Criminal	2,482	2,108
Other	1,318	1,710
Total	4,695	4,668

Jan --- Dec Filings

4,695

2015

4,668

2016

Jan --- Dec Filings

	2015	2016	% Change	Trending
Civil	895	850	-5.0%	▼
Criminal	2,482	2,108	-15.1%	▼
Other	1,318	1,710	29.7%	▲
Total	4,695	4,668	-0.6%	▼

	Jan	Feb	Mar	Apr	May	Jun	Jul	Aug	Sep	Oct	Nov	Dec	Thru Dec	% Change	Trending	Total
2015	394	317	399	496	326	477	420	291	344	467	292	472	4,695			4,695
2016	373	438	467	352	419	393	403	349	308	462	413	291	4,668	-0.6%	▼	4,668

		Jan	Feb	Mar	Apr	May	Jun	Jul	Aug	Sep	Oct	Nov	Dec	Thru Dec	% Change	Trending	Total
Administrative Law	2015	-	-	1	-	-	1	-	-	-	-	-	-	2			2
	2016	-	-	-	-	-	1	1	-	2	2	-	-	6	200.0%	▲	6
Capital Murder	2015	-	-	4	-	-	-	-	-	-	-	-	-	4			4
	2016	5	10	14	15	6	9	6	10	7	7	5	14	108			108
Contested Divorce	2015	7	7	8	13	12	7	9	8	5	7	5	6	94	-13.0%	▼	94
	2016	2	4	7	7	6	6	2	3	5	7	9	2	60			60
Domestic and Family - Level 1	2015	-	5	3	4	6	7	8	6	6	4	3	4	56	-6.7%	▼	56
	2016	3	1	1	-	3	2	1	2	3	3	5	1	25			25
Domestic and Family - Level 2	2015	2	-	4	4	3	2	3	-	-	3	5	1	27	8.0%	▲	27
	2016	-	1	1	-	2	-	-	-	1	-	-	1	6	100.0%	▲	6
General Civil - Level 1	2015	7	5	7	11	10	7	8	6	11	5	5	7	89			89
	2016	4	11	11	4	7	5	3	5	9	7	6	11	83	-6.7%	▼	83
General Civil - Level 2	2015	4	5	5	7	3	8	2	4	3	5	2	2	50			50
	2016	1	10	1	1	6	3	4	2	4	2	2	3	39	-22.0%	▼	39
Miscellaneous	2015	110	113	123	151	110	98	141	100	118	123	137	248	1,572			1,572
	2016	172	220	223	132	126	154	186	143	158	180	158	136	1,988	26.5%	▲	1,988
Misdemeanor	2015	42	53	53	40	23	127	55	43	35	62	18	18	569			569
	2016	28	27	32	34	36	33	28	15	20	36	47	27	363	-36.2%	▼	363
Non-Capital Felonies and Related Matters	2015	201	97	153	233	138	182	179	82	134	224	77	153	1,853			1,853
	2016	136	132	139	130	188	161	143	143	88	194	153	80	1,687	-9.0%	▼	1,687
Other	2015	-	1	-	-	-	-	1	1	-	-	-	-	3			3
	2016	-	-	-	-	-	-	-	-	-	-	-	2	2	-33.3%	▼	2
Other Criminally Related Matters	2015	5	4	1	7	5	3	5	13	2	11	2	5	63			63
	2016	4	3	10	6	2	3	-	3	4	9	12	2	58	-7.9%	▼	58
Probates/Wills and Trusts - Lev	2015	-	-	-	1	-	1	-	-	-	-	-	-	2			2
Probates/Wills and Trusts - Level 2	2015	2	1	2	4	4	3	-	2	2	2	1	2	25			25
	2016	2	1	2	2	4	1	1	2	1	1	3	4	24	-4.0%	▼	24
Uncontested Divorce	2015	13	23	32	19	18	30	20	25	23	17	31	20	271			271
	2016	17	21	29	22	27	16	17	22	10	17	19	14	231	-14.8%	▼	231

Court: Page Circuit

Start/End Date: Jan-15 / Dec-16

2015 Average Month: 139

Jan-Dec 2015: 1,667

Filings Trending: ▲

Circuit/Court ID: 26

226139


Type of Case: Filings

2016 Average Month:168

Jan-Dec 2016 : 2,013

Overall AVG. Month: 153

Monthly Summary




Jan 15-Dec 16

Totals

	2015	2016
Civil	276	279
Criminal	991	1,225
Other	400	509
Total	1,667	2,013

Jan --- Dec Filings



20152016

Jan --- Dec Filings

	2015	2016	% Change	Trending
Civil	276	279	1.1%	▲
Criminal	991	1,225	23.6%	▲
Other	400	509	27.3%	▲
Total	1,667	2,013	20.8%	▲

	Jan	Feb	Mar	Apr	May	Jun	Jul	Aug	Sep	Oct	Nov	Dec	Thru Dec	% Change	Trending	Total
2015	194	108	155	125	142	130	158	117	149	125	108	156	1,667			1,667
2016	239	198	173	190	157	98	112	134	275	155	152	130	2,013	20.8%	▲	2,013

		Jan	Feb	Mar	Apr	May	Jun	Jul	Aug	Sep	Oct	Nov	Dec	Thru Dec	% Change	Trending	Total
Administrative Law	2015	-	-	-	-	-	-	-	-	-	-	1	1	2			2
Capital Murder	2016	-	-	-	-	-	-	-	4	-	-	-	-	4			4
Contested Divorce	2015	1	2	5	5	3	1	2	4	1	2	-	5	31			31
	2016	-	5	5	2	3	2	5	4	2	1	-	2	31	0.0%	↔	31
Domestic and Family - Level 1	2015	2	1	1	2	-	-	-	1	3	1	-	1	12			12
	2016	-	-	-	-	1	-	-	-	-	-	-	-	1	-91.7%	▼	1
Domestic and Family - Level 2	2015	1	1	-	1	-	1	-	-	-	2	2	2	10			10
	2016	-	-	-	-	-	1	4	-	2	1	2	1	11	10.0%	▲	11
General Civil - Level 2	2015	1	2	6	2	2	7	6	1	2	3	-	3	35			35
	2016	1	3	4	-	5	3	3	2	4	-	1	2	28	-20.0%	▼	28
General Civil - Level 3	2015	-	-	1	3	2	1	5	-	-	1	2	1	16			16
	2016	1	-	5	-	3	1	2	1	1	4	3	4	25	56.3%	▲	25
Miscellaneous	2015	42	40	41	22	32	33	40	23	43	44	33	82	475			475
	2016	71	71	57	34	35	36	41	40	49	56	60	49	599	26.1%	▲	599
Misdemeanor	2015	33	13	15	7	26	23	27	26	11	17	20	11	229			229
	2016	29	8	15	26	27	5	13	18	40	20	29	7	237	3.5%	▲	237
Non-Capital Felonies and Related Matters	2015	108	38	74	77	60	52	63	55	74	48	38	41	728			728
	2016	76	97	79	118	68	33	38	56	165	59	51	51	891	22.4%	▲	891
Other	2015	1	1	4	-	-	1	2	-	1	1	1	1	13			13
	2016	-	2	4	5	1	-	1	1	-	3	1	-	18	38.5%	▲	18
Other Criminally Related Matters	2015	1	-	1	1	8	3	5	1	11	-	3	1	35			35
	2016	56	1	-	3	2	10	-	-	7	4	-	11	94	168.6%	▲	94
Probates/Wills and Trusts - Lev	2016	-	-	-	-	1	-	-	-	1	-	1	-	3			3
Probates/Wills and Trusts - Level 2	2015	-	2	1	1	1	1	-	-	-	1	-	-	7			7
	2016	1	-	-	1	1	-	-	1	-	1	-	1	6	-14.3%	▼	6
Protective Orders	2015	1	-	-	-	-	-	-	-	-	-	-	-	1			1
Uncontested Divorce	2015	3	8	6	4	8	7	8	6	3	5	8	7	73			73
	2016	4	11	4	1	10	7	5	7	4	6	4	2	65	-11.0%	▼	65

Court: Rockingham Circuit

Start/End Date: Jan-15 / Dec-16

2015 Average Month: 591

Jan-Dec 2015: 7,094

Filings Trending: ▼

Circuit/Court ID: 26

226165

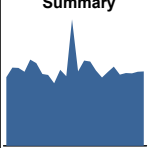
Type of Case: Filings

2016 Average Month:566

Jan-Dec 2016 : 6,797

Overall AVG. Month: 579

Monthly Summary



Jan 15-Dec 16

Totals

	2015	2016
Civil	1,625	1,555
Criminal	3,033	2,809
Other	2,436	2,433
Total	7,094	6,797

Jan --- Dec Filings

7,094

2015

6,797

2016

Jan --- Dec Filings

	2015	2016	% Change	Trending
Civil	1,625	1,555	-4.3%	▼
Criminal	3,033	2,809	-7.4%	▼
Other	2,436	2,433	-	↔
Total	7,094	6,797	-4.2%	▼

	Jan	Feb	Mar	Apr	May	Jun	Jul	Aug	Sep	Oct	Nov	Dec	Thru Dec	% Change	Trending	Total
2015	515	588	584	557	647	621	538	531	470	571	523	949	7,094			7,094
2016	558	640	633	565	513	555	594	534	547	543	557	558	6,797	-4.2%	▼	6,797

		Jan	Feb	Mar	Apr	May	Jun	Jul	Aug	Sep	Oct	Nov	Dec	Thru Dec	% Change	Trending	Total
Administrative Law	2015	-	1	-	1	-	-	3	1	-	1	1	1	9			9
	2016	-	1	1	1	-	-	-	1	2	-	-	-	6	-33.3%	▼	6
Capital Murder	2015	-	-	-	4	-	-	-	-	-	-	-	-	4			4
	2016	-	-	-	1	-	-	-	-	-	-	-	-	1	-75.0%	▼	1
Contested Divorce	2015	12	10	18	9	22	11	14	16	12	14	18	9	165			165
	2016	9	11	15	14	14	17	13	17	32	13	16	17	188	13.9%	▲	188
Domestic and Family - Level 1	2015	6	2	5	3	3	9	20	6	5	15	19	6	99			99
	2016	-	-	1	-	-	2	-	1	1	-	2	1	8	-91.9%	▼	8
Domestic and Family - Level 2	2015	5	1	14	4	15	17	3	5	8	18	19	5	114			114
	2016	9	4	2	20	4	6	4	6	12	2	4	2	75	-34.2%	▼	75
General Civil - Level 1	2015	2	2	-	1	2	1	1	1	2	-	-	-	12			12
	2016	1	-	-	-	-	1	1	2	1	1	1	-	8	-33.3%	▼	8
General Civil - Level 2	2015	13	14	9	11	10	17	11	12	18	5	22	9	151			151
	2016	10	12	17	19	16	13	14	27	24	15	10	22	199	31.8%	▲	199
General Civil - Level 3	2015	3	3	10	7	7	7	1	4	7	1	11	5	66			66
	2016	7	6	7	1	6	5	3	11	4	7	6	21	84	27.3%	▲	84
Miscellaneous	2015	147	198	164	156	152	135	148	131	166	176	141	415	2,129			2,129
	2016	239	256	219	158	125	175	156	177	167	198	166	165	2,201	3.4%	▲	2,201
Misdemeanor	2015	43	43	56	41	64	74	37	47	35	35	39	51	565			565
	2016	27	62	65	45	45	49	55	28	44	32	44	42	538	-4.8%	▼	538
Non-Capital Felonies and Related Matters	2015	170	212	211	224	250	254	184	203	134	198	148	203	2,391			2,391
	2016	150	175	202	204	203	179	232	142	161	171	195	172	2,186	-8.6%	▼	2,186
Other	2015	77	67	55	67	51	66	71	65	56	74	77	219	945			945
	2016	68	70	59	66	65	65	76	64	61	55	66	60	775	-18.0%	▼	775
Other Criminally Related Matters	2015	3	7	8	6	10	7	3	6	3	8	6	9	76			76
	2016	9	10	4	6	2	7	8	16	5	9	9	3	88	15.8%	▲	88
Probates/Wills and Trusts - Level 1	2015	-	-	-	-	-	1	-	1	-	-	1	-	3			3
	2016	-	-	-	1	-	2	-	1	-	-	1	-	5	66.7%	▲	5
Probates/Wills and Trusts - Level 2	2015	8	1	1	4	2	1	1	3	-	5	2	-	28			28
	2016	1	2	5	2	2	1	-	3	1	2	1	-	20	-28.6%	▼	20
Protective Orders	2015	-	1	3	1	5	-	1	-	-	-	2	-	13			13
Uncontested Divorce	2015	26	26	30	18	54	21	40	30	24	21	17	17	324			324
	2016	28	31	36	27	31	33	32	38	32	38	36	53	415	28.1%	▲	415

Court: Shenandoah Circuit

Start/End Date: Jan-15 / Dec-16

2015 Average Month: 265

Jan-Dec 2015: 3,178

Filings Trending: ▲

Circuit/Court ID: 26

226171


Type of Case: Filings

2016 Average Month: 275

Jan-Dec 2016 : 3,305

Overall AVG. Month: 270

Monthly Summary




Jan 15-Dec 16

Totals

	2015	2016
Civil	425	440
Criminal	1,351	1,356
Other	1,402	1,509
Total	3,178	3,305

Jan --- Dec Filings



20152016

Jan --- Dec Filings

	2015	2016	% Change	Trending
Civil	425	440	3.5%	▲
Criminal	1,351	1,356	-	↔
Other	1,402	1,509	7.6%	▲
Total	3,178	3,305	4.0%	▲

	Jan	Feb	Mar	Apr	May	Jun	Jul	Aug	Sep	Oct	Nov	Dec	Thru Dec	% Change	Trending	Total
2015	260	303	265	302	141	259	208	263	243	323	164	447	3,178			3,178
2016	339	242	324	322	279	273	314	215	235	281	310	171	3,305	4.0%	▲	3,305

		Jan	Feb	Mar	Apr	May	Jun	Jul	Aug	Sep	Oct	Nov	Dec	Thru Dec	% Change	Trending	Total
Administrative Law	2015	-	-	-	-	1	-	1	-	-	-	-	-	2			2
Capital Murder	2016	-	-	-	-	-	-	-	-	-	-	1	-	1			1
Contested Divorce	2015	-	-	5	7	6	7	6	2	3	2	5	2	45			45
	2016	7	5	-	8	6	2	7	3	5	3	3	3	52	15.6%	▲	52
Domestic and Family - Level 1	2015	6	3	2	9	2	4	3	12	8	2	4	1	56			56
	2016	-	-	-	-	-	-	-	1	-	-	-	-	1	-98.2%	▼	1
Domestic and Family - Level 2	2015	2	2	-	2	1	4	1	1	1	-	-	1	15			15
	2016	-	1	-	3	-	3	-	-	2	-	2	2	13	-13.3%	▼	13
General Civil - Level 1	2015	-	-	1	-	-	-	-	-	2	-	-	-	3			3
	2016	-	-	1	-	1	-	-	-	2	1	1	1	7	133.3%	▲	7
General Civil - Level 2	2015	1	4	3	2	3	4	2	2	5	1	3	3	33			33
	2016	2	1	9	2	1	6	11	4	7	4	8	4	59	78.8%	▲	59
General Civil - Level 3	2015	2	-	3	2	2	1	-	2	3	-	2	1	18			18
	2016	2	-	1	1	-	1	2	5	-	6	1	1	20	11.1%	▲	20
Miscellaneous	2015	73	54	85	66	52	75	64	84	76	71	93	142	935			935
	2016	117	104	118	82	76	77	96	84	106	123	84	74	1,141	22.0%	▲	1,141
Misdemeanor	2015	17	45	35	16	8	17	15	19	24	122	9	38	365			365
	2016	27	23	18	17	42	41	18	37	22	34	34	23	336	-7.9%	▼	336
Non-Capital Felonies and Related Matters	2015	110	90	99	128	34	95	74	42	73	79	8	98	930			930
	2016	99	71	74	156	87	67	108	49	44	78	130	28	991	6.6%	▲	991
Other	2015	38	91	22	53	27	42	33	70	39	29	23	148	615			615
	2016	80	28	86	37	57	66	57	16	36	18	40	21	542	-11.9%	▼	542
Other Criminally Related Matters	2015	1	8	1	5	2	5	-	19	-	10	2	3	56			56
	2016	-	1	6	4	-	1	3	1	4	6	3	-	29	-48.2%	▼	29
Probates/Wills and Trusts - Lev	2016	1	1	1	-	-	-	-	-	-	-	-	-	3			3
Probates/Wills and Trusts - Level 2	2015	-	1	-	1	-	-	3	-	-	-	-	2	7			7
	2016	1	1	1	3	1	-	-	2	1	1	-	4	15	114.3%	▲	15
Uncontested Divorce	2015	10	5	9	11	3	5	6	10	9	7	15	8	98			98
	2016	3	6	9	9	8	9	12	13	6	7	3	10	95	-3.1%	▼	95

Court: Warren Circuit

Start/End Date: Jan-15 / Dec-16

2015 Average Month: 264

Jan-Dec 2015: 3,166

Filings Trending: ▲

Circuit/Court ID: 26

226187


Type of Case: Filings

2016 Average Month: 271

Jan-Dec 2016 : 3,246

Overall AVG. Month: 267

Monthly Summary



Jan 15-Dec 16

Totals

	2015	2016
Civil	676	695
Criminal	1,248	1,163
Other	1,242	1,388
Total	3,166	3,246

Jan --- Dec Filings

3,166

2015

3,246

2016

Jan --- Dec Filings

	2015	2016	% Change	Trending
Civil	676	695	2.8%	▲
Criminal	1,248	1,163	-6.8%	▼
Other	1,242	1,388	11.8%	▲
Total	3,166	3,246	2.5%	▲

	Jan	Feb	Mar	Apr	May	Jun	Jul	Aug	Sep	Oct	Nov	Dec	Thru Dec	% Change	Trending	Total
2015	232	268	224	358	221	198	251	214	255	248	245	452	3,166			3,166
2016	248	248	350	262	222	297	274	266	277	262	268	272	3,246	2.5%	▲	3,246

		Jan	Feb	Mar	Apr	May	Jun	Jul	Aug	Sep	Oct	Nov	Dec	Thru Dec	% Change	Trending	Total
Administrative Law	2015	-	-	-	-	1	-	-	-	-	-	-	-	1			1
	2016	-	-	-	-	-	-	-	1	-	-	1	-	2	100.0%	▲	2
Contested Divorce	2015	6	8	14	10	9	10	8	12	8	10	6	6	107			107
	2016	9	13	8	10	8	12	9	10	11	15	11	9	125	16.8%	▲	125
Domestic and Family - Level 1	2015	1	1	6	5	11	11	4	9	18	12	4	2	84			84
	2016	-	-	-	-	-	-	-	-	1	-	-	-	1	-98.8%	▼	1
Domestic and Family - Level 2	2015	-	-	12	2	4	2	1	5	-	2	5	1	34			34
	2016	-	-	-	-	4	-	-	3	2	1	-	1	11	-67.6%	▼	11
General Civil - Level 1	2015	-	-	-	-	-	-	-	1	-	-	-	-	1			1
	2016	-	1	-	-	-	-	-	1	1	-	-	-	3	200.0%	▲	3
General Civil - Level 2	2015	1	6	6	8	8	4	4	2	3	5	3	6	56			56
	2016	2	15	5	8	7	12	4	3	7	5	7	4	79	41.1%	▲	79
General Civil - Level 3	2015	1	-	2	3	3	3	1	-	1	1	1	-	16			16
	2016	2	6	2	2	2	5	1	4	-	-	1	1	26	62.5%	▲	26
Miscellaneous	2015	77	66	73	60	53	55	74	64	54	72	88	162	898			898
	2016	110	107	118	86	66	93	84	76	87	116	101	101	1,145	27.5%	▲	1,145
Misdemeanor	2015	15	11	14	29	18	14	22	27	20	16	15	22	223			223
	2016	16	8	34	18	13	22	21	24	26	15	13	16	226	1.3%	▲	226
Non-Capital Felonies and Related Matters	2015	83	75	24	162	68	47	76	46	103	74	71	136	965			965
	2016	42	37	120	57	75	78	97	74	74	46	88	79	867	-10.2%	▼	867
Other	2015	25	72	42	46	28	32	34	16	29	43	26	99	492			492
	2016	51	40	37	54	25	37	26	33	32	40	31	34	440	-10.6%	▼	440
Other Criminally Related Matters	2015	10	5	13	4	1	4	6	5	4	-	7	1	60			60
	2016	2	3	6	2	6	9	12	15	8	2	-	6	71	18.3%	▲	71
Probates/Wills and Trusts - Lev	2015	-	-	-	-	-	-	-	-	1	-	-	-	1			1
Probates/Wills and Trusts - Level 2	2015	2	-	-	1	-	-	1	-	-	-	-	-	4			4
	2016	-	-	-	1	1	1	-	1	1	1	1	1	8	100.0%	▲	8
Protective Orders	2015	1	4	-	-	1	1	2	1	1	-	1	1	13			13
Uncontested Divorce	2015	10	20	18	28	16	15	18	26	13	13	18	16	211			211
	2016	14	18	20	24	15	28	20	21	27	21	14	20	242	14.7%	▲	242

Court: Winchester Circuit

Start/End Date: Jan-15 / Dec-16

2015 Average Month: 222

Jan-Dec 2015: 2,663

Filings Trending: ▼

Circuit/Court ID: 26

226840


Type of Case: Filings

2016 Average Month:183

Jan-Dec 2016 : 2,195

Overall AVG. Month: 202

Monthly Summary

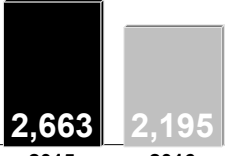


Jan 15-Dec 16

Totals

	2015	2016
Civil	466	383
Criminal	1,948	1,537
Other	249	275
Total	2,663	2,195

Jan --- Dec Filings



20152016

Jan --- Dec Filings

	2015	2016	% Change	Trending
Civil	466	383	-17.8%	▼
Criminal	1,948	1,537	-21.1%	▼
Other	249	275	10.4%	▲
Total	2,663	2,195	-17.6%	▼

	Jan	Feb	Mar	Apr	May	Jun	Jul	Aug	Sep	Oct	Nov	Dec	Thru Dec	% Change	Trending	Total
2015	200	277	250	213	230	259	263	217	213	189	134	218	2,663			2,663
2016	197	214	198	178	130	190	180	227	163	199	145	174	2,195	-17.6%	▼	2,195

		Jan	Feb	Mar	Apr	May	Jun	Jul	Aug	Sep	Oct	Nov	Dec	Thru Dec	% Change	Trending	Total
Administrative Law	2015	-	-	-	-	-	1	-	-	-	-	-	1	2			2
	2016	1	-	2	-	-	-	1	-	1	2	-	-	7	250.0%	▲	7
Contested Divorce	2015	4	5	5	5	-	6	2	4	6	3	2	-	42			42
	2016	3	3	4	-	4	3	-	3	-	2	4	2	28	-33.3%	▼	28
Domestic and Family - Level 1	2015	4	-	-	-	5	13	4	4	3	-	6	2	41			41
	2016	1	-	-	-	-	-	1	1	-	2	2	1	8	-80.5%	▼	8
Domestic and Family - Level 2	2015	3	-	2	3	1	3	4	-	5	3	-	1	25			25
	2016	-	-	1	3	-	2	-	4	2	1	2	1	16	-36.0%	▼	16
General Civil - Level 1	2015	1	1	1	1	-	-	1	1	1	1	2	2	12			12
	2016	-	1	-	-	-	1	2	-	2	3	-	1	10	-16.7%	▼	10
General Civil - Level 2	2015	5	-	20	4	4	3	8	4	3	6	2	3	62			62
	2016	3	4	4	4	8	7	4	6	4	7	3	7	61	-1.6%	▼	61
General Civil - Level 3	2015	6	1	3	6	2	3	1	-	1	3	1	3	30			30
	2016	1	3	2	-	1	1	1	-	1	5	2	2	19	-36.7%	▼	19
Miscellaneous	2015	22	37	28	27	28	25	29	29	30	21	35	50	361			361
	2016	40	35	29	28	24	34	35	36	39	44	33	32	409	13.3%	▲	409
Misdemeanor	2015	31	46	43	40	46	46	37	37	26	30	16	43	441			441
	2016	41	25	38	21	10	28	41	22	18	22	16	35	317	-28.1%	▼	317
Non-Capital Felonies and Related Matters	2015	100	172	135	112	127	137	160	120	123	113	59	108	1,466			1,466
	2016	102	130	109	114	79	102	86	137	79	99	76	81	1,194	-18.6%	▼	1,194
Other	2015	3	2	3	2	2	3	1	-	3	2	2	-	23			23
	2016	2	-	2	-	-	-	1	1	2	2	1	4	15	-34.8%	▼	15
Other Criminally Related Matters	2015	6	2	4	3	4	7	2	5	4	-	1	4	42			42
	2016	1	3	2	1	2	2	1	5	4	2	-	4	27	-35.7%	▼	27
Probates/Wills and Trusts - Lev	2015	-	1	-	-	-	-	-	-	-	-	-	-	1			1
Probates/Wills and Trusts - Level 2	2015	1	-	1	-	1	2	2	3	-	2	1	-	13			13
	2016	-	2	1	1	-	-	1	1	-	2	-	-	8	-38.5%	▼	8
Protective Orders	2015	-	-	-	-	-	-	-	-	1	-	-	-	1			1
Uncontested Divorce	2015	14	10	5	10	10	10	12	10	7	5	7	1	101			101
	2016	2	8	4	6	2	10	6	11	11	6	6	4	76	-24.8%	▼	76

Court: Bland Circuit

Start/End Date: Jan-15 / Dec-16

2015 Average Month: 29

Jan-Dec 2015: 342

Filings Trending: ▲

Circuit/Court ID: 27

227021


Type of Case: Filings

2016 Average Month:41

Jan-Dec 2016 : 487

Overall AVG. Month: 35

Monthly Summary

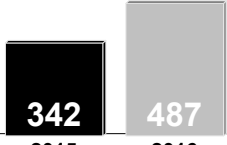


Jan 15-Dec 16

Totals

	2015	2016
Civil	76	81
Criminal	54	147
Other	212	259
Total	342	487

Jan --- Dec Filings



2015 2016

Jan --- Dec Filings

	2015	2016	% Change	Trending
Civil	76	81	6.6%	▲
Criminal	54	147	172.2%	▲
Other	212	259	22.2%	▲
Total	342	487	42.4%	▲

	Jan	Feb	Mar	Apr	May	Jun	Jul	Aug	Sep	Oct	Nov	Dec	Thru Dec	% Change	Trending	Total
2015	20	32	29	24	28	19	23	26	30	38	26	47	342			342
2016	57	63	51	31	46	44	31	31	29	34	31	39	487	42.4%	▲	487

		Jan	Feb	Mar	Apr	May	Jun	Jul	Aug	Sep	Oct	Nov	Dec	Thru Dec	% Change	Trending	Total
Administrative Law	2016	-	1	-	-	-	-	-	-	-	-	-	-	1			1
Contested Divorce	2015	2	1	1	2	-	-	1	2	1	-	-	-	10			10
	2016	1	4	2	-	-	-	1	-	1	2	1	1	13	30.0%	▲	13
Domestic and Family - Level 1	2015	-	-	-	3	-	1	-	2	-	-	2	1	9			9
Domestic and Family - Level 2	2015	-	-	1	-	2	-	-	-	1	-	-	-	4			4
	2016	-	-	-	-	-	-	-	-	-	1	-	-	1	-75.0%	▼	1
General Civil - Level 1	2016	-	-	-	-	-	-	-	-	-	-	1	-	1			1
General Civil - Level 2	2015	-	1	-	2	-	-	-	-	-	-	-	-	3			3
	2016	1	1	-	-	2	2	3	-	1	-	-	2	12	300.0%	▲	12
General Civil - Level 3	2015	1	-	-	-	1	1	1	-	-	1	1	1	7			7
	2016	-	1	-	-	1	-	1	-	-	-	-	1	4	-42.9%	▼	4
Miscellaneous	2015	13	23	22	12	15	10	12	14	17	30	19	41	228			228
	2016	44	39	33	26	10	17	17	17	18	26	16	15	278	21.9%	▲	278
Misdemeanor	2015	-	3	-	1	-	-	1	1	-	1	1	-	8			8
	2016	-	-	1	-	2	1	3	2	1	-	3	1	14	75.0%	▲	14
Non-Capital Felonies and Related Matters	2015	2	1	4	2	8	3	6	4	6	2	-	2	40			40
	2016	10	15	12	4	29	17	5	6	5	1	10	15	129	222.5%	▲	129
Other	2015	-	-	-	-	-	1	-	-	-	-	-	-	1			1
	2016	-	1	-	-	-	2	-	-	-	1	-	1	5	400.0%	▲	5
Other Criminally Related Matters	2015	-	1	-	-	1	-	-	2	-	1	1	-	6			6
	2016	-	-	-	-	-	-	-	3	2	-	-	-	5	-16.7%	▼	5
Probates/Wills and Trusts - Lev	2015	-	-	1	-	-	-	-	-	1	-	-	1	3			3
Uncontested Divorce	2015	2	2	-	2	1	3	2	1	4	3	2	1	23			23
	2016	1	1	3	1	2	5	1	3	1	3	-	3	24	4.3%	▲	24

Court: Carroll Circuit

Start/End Date: Jan-15 / Dec-16

2015 Average Month: 227

Jan-Dec 2015: 2,720

Filings Trending: ▲

Circuit/Court ID: 27

227035

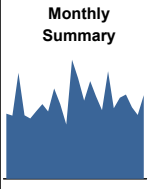
Type of Case: Filings

2016 Average Month:248

Jan-Dec 2016 : 2,973

Overall AVG. Month: 237

Monthly Summary




Jan 15-Dec 16

Totals

	2015	2016
Civil	436	403
Criminal	1,071	1,344
Other	1,213	1,226
Total	2,720	2,973

Jan --- Dec Filings



20152016

Jan --- Dec Filings

	2015	2016	% Change	Trending
Civil	436	403	-7.6%	▼
Criminal	1,071	1,344	25.5%	▲
Other	1,213	1,226	1.1%	▲
Total	2,720	2,973	9.3%	▲

	Jan	Feb	Mar	Apr	May	Jun	Jul	Aug	Sep	Oct	Nov	Dec	Thru Dec	% Change	Trending	Total
2015	195	190	318	191	181	203	224	202	271	224	163	358	2,720			2,720
2016	302	235	293	248	206	323	212	243	253	215	192	251	2,973	9.3%	▲	2,973

		Jan	Feb	Mar	Apr	May	Jun	Jul	Aug	Sep	Oct	Nov	Dec	Thru Dec	% Change	Trending	Total
Administrative Law	2015	-	1	-	-	1	-	-	-	-	-	-	-	2			2
	2016	-	-	-	-	-	1	-	-	-	1	-	-	2	0.0%	↔	2
Capital Murder	2015	-	-	-	-	-	-	-	-	-	-	-	-	1			1
	2016	-	-	-	-	-	-	-	-	-	-	-	-	1			1
Contested Divorce	2015	1	5	5	4	8	2	7	2	3	3	3	6	49			49
	2016	4	5	2	4	6	2	2	3	-	4	2	3	37	-24.5%	▼	37
Domestic and Family - Level 1	2015	-	-	1	5	1	5	-	-	8	5	1	1	27			27
	2016	1	1	1	-	1	-	-	3	-	-	1	4	12	-55.6%	▼	12
Domestic and Family - Level 2	2015	1	2	4	-	1	1	1	-	-	2	1	1	14			14
	2016	2	1	2	2	1	1	3	2	3	-	1	3	21	50.0%	▲	21
General Civil - Level 1	2015	-	-	1	-	-	-	-	-	-	-	-	-	1			1
	2016	-	-	-	1	1	-	1	-	2	-	-	-	5	400.0%	▲	5
General Civil - Level 2	2015	3	2	14	4	11	6	7	3	3	2	2	4	61			61
	2016	3	-	8	3	3	6	4	2	5	5	2	2	43	-29.5%	▼	43
General Civil - Level 3	2015	-	-	4	1	3	1	1	2	3	3	2	4	24			24
	2016	1	1	4	2	2	6	-	6	3	5	1	2	33	37.5%	▲	33
Miscellaneous	2015	88	74	105	90	45	70	96	85	91	84	58	140	1,026			1,026
	2016	130	120	122	110	68	79	89	83	103	80	86	69	1,139	11.0%	▲	1,139
Misdemeanor	2015	11	11	19	10	7	13	9	21	10	19	19	6	155			155
	2016	22	7	7	21	9	17	13	9	10	14	10	16	155	0.0%	↔	155
Non-Capital Felonies and Related Matters	2015	52	54	102	40	63	62	57	56	116	65	54	74	795			795
	2016	94	57	104	69	74	162	70	83	87	87	53	106	1,046	31.6%	▲	1,046
Other	2015	19	23	27	21	21	29	24	20	21	15	10	99	329			329
	2016	27	30	20	16	14	17	21	22	18	9	18	19	231	-29.8%	▼	231
Other Criminally Related Matters	2015	12	3	23	5	8	11	14	5	7	11	8	14	121			121
	2016	11	5	8	10	16	18	3	19	18	1	13	21	143	18.2%	▲	143
Probates/Wills and Trusts - Lev	2015	-	-	-	2	-	1	-	-	1	-	-	-	4			4
Probates/Wills and Trusts - Level 2	2015	2	3	1	2	2	-	-	4	1	4	-	3	22			22
	2016	2	1	2	1	2	5	2	3	2	-	1	-	21	-4.5%	▼	21
Protective Orders	2015	-	1	-	-	-	-	-	-	-	-	-	-	1			1
Uncontested Divorce	2015	6	11	12	7	10	2	8	4	7	11	5	6	89			89
	2016	5	7	13	9	9	9	4	8	2	9	4	5	84	-5.6%	▼	84

Court: Floyd Circuit

Start/End Date: Jan-15 / Dec-16

2015 Average Month: 76

Jan-Dec 2015: 908

Filings Trending: ▲

Circuit/Court ID: 27

227063


Type of Case: Filings

2016 Average Month:80

Jan-Dec 2016 : 962

Overall AVG. Month: 78

Monthly Summary



Jan 15-Dec 16

Totals

	2015	2016
Civil	209	181
Criminal	331	357
Other	368	424
Total	908	962

Jan --- Dec Filings

908

2015

962

2016

Jan --- Dec Filings

	2015	2016	% Change	Trending
Civil	209	181	-13.4%	▼
Criminal	331	357	7.9%	▲
Other	368	424	15.2%	▲
Total	908	962	5.9%	▲

	Jan	Feb	Mar	Apr	May	Jun	Jul	Aug	Sep	Oct	Nov	Dec	Thru Dec	% Change	Trending	Total
2015	52	61	119	55	48	105	39	64	106	68	67	124	908			908
2016	79	76	81	59	51	104	60	87	118	63	84	100	962	5.9%	▲	962

		Jan	Feb	Mar	Apr	May	Jun	Jul	Aug	Sep	Oct	Nov	Dec	Thru Dec	% Change	Trending	Total
Contested Divorce	2015	1	-	4	3	1	2	-	1	5	-	-	2	19			19
	2016	-	-	2	2	2	-	-	1	2	1	2	-	12	-36.8%	▼	12
Domestic and Family - Level 1	2015	-	-	-	6	1	2	-	-	-	-	13	2	24			24
	2016	4	1	-	1	2	-	-	1	-	3	1	3	16	-33.3%	▼	16
Domestic and Family - Level 2	2015	-	-	-	2	1	-	-	-	-	-	-	-	3			3
	2016	-	-	-	-	1	1	1	1	-	-	-	2	6	100.0%	▲	6
General Civil - Level 1	2015	1	1	-	-	-	-	-	-	-	-	-	-	2			2
	2016	-	-	1	-	-	-	-	-	-	1	1	-	3	50.0%	▲	3
General Civil - Level 2	2015	-	1	-	1	-	-	1	3	1	1	2	2	12			12
	2016	1	1	1	1	1	2	4	2	1	1	2	1	18	50.0%	▲	18
General Civil - Level 3	2015	2	1	1	3	1	-	2	4	2	-	1	3	20			20
	2016	1	1	-	-	4	4	3	-	-	2	3	2	20	0.0%	↔	20
Miscellaneous	2015	29	43	33	27	25	31	27	23	38	46	33	76	431			431
	2016	63	66	47	37	24	41	26	47	34	42	42	30	499	15.8%	▲	499
Misdemeanor	2015	1	-	5	-	4	3	1	3	11	4	1	2	35			35
	2016	5	2	2	11	3	6	11	11	10	9	6	4	80	128.6%	▲	80
Non-Capital Felonies and Related Matters	2015	8	4	71	10	9	60	2	17	44	11	7	34	277			277
	2016	2	2	26	2	13	39	8	21	69	2	26	54	264	-4.7%	▼	264
Other	2016	-	-	-	-	-	-	-	-	-	-	-	1	1			1
Other Criminally Related Matters	2015	-	4	-	-	1	-	-	5	-	-	9	-	19			19
	2016	-	2	-	1	-	7	3	1	-	-	-	-	14	-26.3%	▼	14
Probates/Wills and Trusts - Lev	2015	-	-	-	-	-	-	-	-	1	-	-	-	1			1
Probates/Wills and Trusts - Level 2	2015	3	-	2	1	-	-	-	3	-	1	-	1	11			11
	2016	-	1	1	-	-	1	2	-	-	1	-	-	6	-45.5%	▼	6
Uncontested Divorce	2015	7	7	3	2	5	7	6	5	4	5	1	2	54			54
	2016	3	-	1	4	1	3	2	2	2	1	1	3	23	-57.4%	▼	23

Court: Giles Circuit

Start/End Date: Jan-15 / Dec-16

2015 Average Month: 116

Jan-Dec 2015: 1,397

Filings Trending: ▼

Circuit/Court ID: 27

227071


Type of Case: Filings

2016 Average Month:101

Jan-Dec 2016 : 1,207

Overall AVG. Month: 109

Monthly Summary



Jan 15-Dec 16

Totals

	2015	2016
Civil	203	169
Criminal	793	574
Other	401	464
Total	1,397	1,207

Jan --- Dec Filings

1,397

2015

1,207

2016

Jan --- Dec Filings

	2015	2016	% Change	Trending
Civil	203	169	-16.7%	▼
Criminal	793	574	-27.6%	▼
Other	401	464	15.7%	▲
Total	1,397	1,207	-13.6%	▼

	Jan	Feb	Mar	Apr	May	Jun	Jul	Aug	Sep	Oct	Nov	Dec	Thru Dec	% Change	Trending	Total
2015	106	96	119	115	84	89	88	122	226	117	88	147	1,397			1,397
2016	125	106	103	87	77	91	117	93	109	123	77	99	1,207	-13.6%	▼	1,207

		Jan	Feb	Mar	Apr	May	Jun	Jul	Aug	Sep	Oct	Nov	Dec	Thru Dec	% Change	Trending	Total
Contested Divorce	2015	3	-	2	1	2	2	2	1	2	1	1	1	18			18
	2016	2	1	2	2	2	-	1	1	1	-	3	2	17	-5.6%	▼	17
Domestic and Family - Level 1	2015	10	16	1	1	1	3	8	5	5	-	2	5	57			57
	2016	-	-	-	-	-	-	-	-	-	-	-	2	2	-96.5%	▼	2
Domestic and Family - Level 2	2015	-	-	6	-	5	-	-	-	-	1	-	-	12			12
	2016	7	2	-	1	-	1	-	-	1	1	2	-	15	25.0%	▲	15
General Civil - Level 1	2016	-	-	-	-	-	-	-	-	-	1	-	-	1			1
	2015	1	2	-	3	-	2	1	-	2	4	3	2	20			20
General Civil - Level 2	2016	-	-	1	2	-	1	1	2	4	5	3	-	19	-5.0%	▼	19
	2015	-	1	-	1	-	-	-	2	-	1	1	1	7			7
General Civil - Level 3	2016	1	-	1	3	1	-	1	-	1	3	-	-	11	57.1%	▲	11
	2015	-	-	1	-	-	-	-	-	-	-	-	-	1			1
Infraction/ Civil Violation	2015	-	-	1	-	-	-	-	-	-	-	-	-	1			1
	2016	28	31	43	40	24	28	31	36	33	35	27	69	425			425
Miscellaneous	2015	54	63	55	42	30	39	40	46	42	31	37	24	503	18.4%	▲	503
	2016	9	9	10	6	10	6	5	19	23	13	10	7	127			127
Misdemeanor	2016	17	23	16	7	13	7	9	8	5	13	13	12	143	12.6%	▲	143
	2015	50	26	47	42	34	34	32	47	151	52	26	55	596			596
Non-Capital Felonies and Related Matters	2016	38	9	22	25	25	38	57	21	51	62	10	52	410	-31.2%	▼	410
	2015	-	-	-	-	1	-	-	-	-	-	-	-	1			1
Other	2015	1	5	1	16	-	8	1	8	5	9	17	-	71			71
	2016	2	1	-	1	-	3	-	5	2	1	3	3	21	-70.4%	▼	21
Other Criminally Related Matters	2016	-	-	-	-	1	-	-	-	-	-	-	-	1			1
	2015	1	3	-	-	1	1	2	1	-	-	-	1	10			10
Probates/Wills and Trusts - Lev	2016	3	1	2	-	-	-	-	4	1	-	3	2	16	60.0%	▲	16
	2015	-	1	-	-	-	-	-	1	1	-	-	-	3			3
Protective Orders	2015	3	2	8	5	6	5	6	2	4	1	1	6	49			49
	2016	1	6	4	4	5	2	8	6	1	6	3	2	48	-2.0%	▼	48
Uncontested Divorce	2015	3	2	8	5	6	5	6	2	4	1	1	6	49			49
	2016	1	6	4	4	5	2	8	6	1	6	3	2	48	-2.0%	▼	48

Court: Grayson Circuit

Start/End Date: Jan-15 / Dec-16

2015 Average Month: 112

Jan-Dec 2015: 1,343

Filings Trending: ▲

Circuit/Court ID: 27

227077

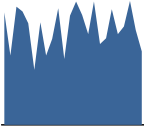
Type of Case: Filings

2016 Average Month: 121

Jan-Dec 2016 : 1,455

Overall AVG. Month: 117

Monthly Summary



Jan 15-Dec 16

Totals

	2015	2016
Civil	263	182
Criminal	524	648
Other	556	625
Total	1,343	1,455

Jan --- Dec Filings

1,343

2015

1,455

2016

Jan --- Dec Filings

	2015	2016	% Change	Trending
Civil	263	182	-30.8%	▼
Criminal	524	648	23.7%	▲
Other	556	625	12.4%	▲
Total	1,343	1,455	8.3%	▲

	Jan	Feb	Mar	Apr	May	Jun	Jul	Aug	Sep	Oct	Nov	Dec	Thru Dec	% Change	Trending	Total
2015	135	83	142	136	122	66	123	83	103	140	79	131	1,343			1,343
2016	148	132	109	148	97	104	139	109	118	149	114	88	1,455	8.3%	▲	1,455

		Jan	Feb	Mar	Apr	May	Jun	Jul	Aug	Sep	Oct	Nov	Dec	Thru Dec	% Change	Trending	Total
Administrative Law	2016	-	-	-	-	-	-	-	-	-	1	-	-	1			1
Contested Divorce	2015	2	2	4	3	3	1	5	3	3	3	-	1	30			30
	2016	2	1	6	2	2	4	1	1	1	2	3	-	25	-16.7%	▼	25
Domestic and Family - Level 1	2015	2	-	7	6	5	-	-	-	2	14	20	1	57			57
Domestic and Family - Level 2	2015	-	-	-	-	-	-	2	-	-	-	-	-	2			2
	2016	-	-	1	1	1	1	-	-	1	1	-	-	6	200.0%	▲	6
General Civil - Level 1	2015	-	-	2	-	-	-	-	-	-	-	-	-	2			2
	2016	-	-	-	-	-	-	-	-	-	-	-	1	1	-50.0%	▼	1
General Civil - Level 2	2015	4	1	2	3	3	3	1	4	2	3	1	5	32			32
	2016	1	1	-	4	-	4	1	-	3	4	2	3	23	-28.1%	▼	23
General Civil - Level 3	2015	-	2	-	1	-	-	1	5	1	2	4	1	17			17
	2016	2	3	-	1	-	3	3	-	2	-	3	-	17	0.0%	↔	17
Miscellaneous	2015	43	48	69	63	36	36	32	33	73	44	34	88	599			599
	2016	91	76	62	51	32	54	53	54	49	61	60	23	666	11.2%	▲	666
Misdemeanor	2015	5	12	6	6	21	5	9	8	3	12	5	12	104			104
	2016	9	10	15	18	13	6	10	17	11	18	9	12	148	42.3%	▲	148
Non-Capital Felonies and Related Matters	2015	71	11	41	49	45	11	66	18	11	55	12	21	411			411
	2016	38	30	21	60	41	24	66	29	45	48	31	43	476	15.8%	▲	476
Other	2015	-	-	-	1	2	1	1	2	2	1	-	-	10			10
	2016	1	2	-	1	4	3	-	6	1	1	1	-	20	100.0%	▲	20
Other Criminally Related Matters	2015	-	1	3	1	-	1	4	1	-	1	-	-	12			12
	2016	-	5	1	2	2	-	1	2	-	8	2	4	27	125.0%	▲	27
Probates/Wills and Trusts - Lev	2016	-	-	-	-	-	-	1	-	1	-	-	-	2			2
Probates/Wills and Trusts - Level 2	2015	1	-	3	-	-	1	-	-	1	2	-	-	8			8
	2016	2	-	1	1	-	1	-	-	2	-	-	-	7	-12.5%	▼	7
Protective Orders	2015	-	1	-	-	2	-	-	1	-	-	-	-	4			4
Uncontested Divorce	2015	7	5	5	3	5	7	2	8	5	3	3	2	55			55
	2016	2	4	2	7	2	4	3	-	2	5	3	2	36	-34.5%	▼	36

Court: Montgomery Circuit

Start/End Date: Jan-15 / Dec-16

2015 Average Month: 407

Jan-Dec 2015: 4,882

Filings Trending: ▲

Circuit/Court ID: 27

227121


Type of Case: Filings

2016 Average Month:440

Jan-Dec 2016 : 5,280

Overall AVG. Month: 423

Monthly Summary




Jan 15-Dec 16

Totals

	2015	2016
Civil	1,071	939
Criminal	1,660	2,269
Other	2,151	2,072
Total	4,882	5,280

Jan --- Dec Filings



4,882 2015 5,280 2016

Jan --- Dec Filings

	2015	2016	% Change	Trending
Civil	1,071	939	-12.3%	▼
Criminal	1,660	2,269	36.7%	▲
Other	2,151	2,072	-3.7%	▼
Total	4,882	5,280	8.2%	▲

	Jan	Feb	Mar	Apr	May	Jun	Jul	Aug	Sep	Oct	Nov	Dec	Thru Dec	% Change	Trending	Total
2015	355	325	439	493	267	375	383	429	395	402	332	687	4,882			4,882
2016	415	551	463	425	474	410	362	492	446	462	402	378	5,280	8.2%	▲	5,280

		Jan	Feb	Mar	Apr	May	Jun	Jul	Aug	Sep	Oct	Nov	Dec	Thru Dec	% Change	Trending	Total
Administrative Law	2015	1	-	-	-	-	-	3	1	-	-	-	-	5			5
	2016	1	1	-	-	-	1	-	-	1	1	-	-	5	0.0%	↔	5
Capital Murder	2015	-	-	-	-	-	-	-	-	-	-	-	2	2			2
	2016	-	-	-	-	-	-	-	-	-	-	-	2	2			2
Contested Divorce	2015	10	11	12	12	7	8	9	9	9	8	9	7	111			111
	2016	8	11	7	5	7	4	3	7	10	8	3	9	82	-26.1%	▼	82
Domestic and Family - Level 1	2015	-	3	9	5	7	7	7	6	3	-	5	4	56			56
	2016	3	4	-	1	2	4	2	1	3	1	-	3	24	-57.1%	▼	24
Domestic and Family - Level 2	2015	2	1	4	3	-	3	3	3	2	3	1	2	27			27
	2016	1	4	3	2	2	7	2	-	8	5	3	1	38	40.7%	▲	38
General Civil - Level 1	2015	-	4	-	1	-	1	1	1	-	1	-	-	9			9
	2016	-	1	2	1	1	-	1	-	-	1	-	-	7	-22.2%	▼	7
General Civil - Level 2	2015	5	5	18	14	10	16	8	13	17	10	6	8	130			130
	2016	5	15	8	10	13	12	6	17	7	11	5	11	120	-7.7%	▼	120
General Civil - Level 3	2015	4	5	5	5	-	6	6	7	1	1	5	2	47			47
	2016	2	4	4	3	5	7	4	3	2	5	5	3	47	0.0%	↔	47
Miscellaneous	2015	152	134	144	158	98	134	139	122	169	140	154	308	1,852			1,852
	2016	196	165	179	160	129	138	146	130	137	163	131	122	1,796	-3.0%	▼	1,796
Misdemeanor	2015	25	28	31	39	18	46	31	43	35	36	24	29	385			385
	2016	28	58	45	37	52	25	18	59	27	37	32	48	466	21.0%	▲	466
Non-Capital Felonies and Related Matters	2015	110	43	97	122	57	75	113	163	106	114	82	133	1,215			1,215
	2016	89	175	112	125	187	99	97	200	172	173	157	118	1,704	40.2%	▲	1,704
Other	2015	24	67	93	95	44	50	41	37	37	56	22	165	731			731
	2016	60	83	69	54	42	80	56	53	52	35	43	36	663	-9.3%	▼	663
Other Criminally Related Matters	2015	3	3	4	6	4	7	4	3	8	7	6	7	62			62
	2016	3	11	14	9	6	17	11	7	2	7	5	8	100	61.3%	▲	100
Probates/Wills and Trusts - Level 1	2015	-	-	-	-	-	-	1	-	-	-	-	1	2			2
	2016	3	-	-	-	-	-	1	-	-	-	-	-	4	100.0%	▲	4
Probates/Wills and Trusts - Level 2	2015	4	3	4	3	1	3	-	2	1	4	1	2	28			28
	2016	4	5	3	3	5	4	4	3	1	4	1	2	39	39.3%	▲	39
Uncontested Divorce	2015	15	18	18	30	21	19	17	19	7	22	17	19	222			222
	2016	12	14	17	15	23	12	11	12	24	11	17	15	183	-17.6%	▼	183

Court: Pulaski Circuit

Start/End Date: Jan-15 / Dec-16

2015 Average Month: 238

Jan-Dec 2015: 2,858

Filings Trending: ▲

Circuit/Court ID: 27

227155


Type of Case: Filings

2016 Average Month: 262

Jan-Dec 2016 : 3,145

Overall AVG. Month: 250

Monthly Summary



Jan 15-Dec 16

Totals

	2015	2016
Civil	498	357
Criminal	1,211	1,635
Other	1,149	1,153
Total	2,858	3,145

Jan --- Dec Filings

2,858

2015

3,145

2016

Jan --- Dec Filings

	2015	2016	% Change	Trending
Civil	498	357	-28.3%	▼
Criminal	1,211	1,635	35.0%	▲
Other	1,149	1,153	-	↔
Total	2,858	3,145	10.0%	▲

	Jan	Feb	Mar	Apr	May	Jun	Jul	Aug	Sep	Oct	Nov	Dec	Thru Dec	% Change	Trending	Total
2015	263	202	231	272	183	196	247	196	227	312	185	344	2,858			2,858
2016	390	274	262	335	318	232	245	232	236	256	216	149	3,145	10.0%	▲	3,145

		Jan	Feb	Mar	Apr	May	Jun	Jul	Aug	Sep	Oct	Nov	Dec	Thru Dec	% Change	Trending	Total
Contested Divorce	2015	5	6	12	5	6	3	8	3	2	1	4	2	57			57
	2016	4	10	5	1	5	4	4	3	5	3	3	7	54	-5.3%	▼	54
Domestic and Family - Level 1	2015	4	-	15	10	6	4	6	10	2	9	1	10	77			77
	2016	-	2	4	2	4	1	1	3	-	2	-	1	20			20
Domestic and Family - Level 2	2015	-	2	4	2	4	1	1	3	-	2	-	1	20			20
	2016	-	3	3	-	-	-	-	1	3	1	1	-	12	-40.0%	▼	12
General Civil - Level 1	2015	1	-	1	-	-	1	1	-	-	-	-	-	4			4
	2016	1	-	-	-	-	-	-	-	1	2	-	-	4	0.0%	↔	4
General Civil - Level 2	2015	6	5	5	3	6	9	4	6	1	3	5	5	58			58
	2016	2	3	4	7	2	4	3	6	5	5	2	-	43	-25.9%	▼	43
General Civil - Level 3	2015	2	-	2	4	2	5	5	2	2	1	-	-	25			25
	2016	3	7	3	5	3	3	2	4	1	1	1	-	33	32.0%	▲	33
Miscellaneous	2015	58	73	81	96	57	56	77	71	93	109	75	117	963			963
	2016	93	133	123	62	55	91	80	97	80	95	83	45	1,037	7.7%	▲	1,037
Misdemeanor	2015	22	28	11	18	10	8	13	20	11	29	19	26	215			215
	2016	27	16	28	44	38	14	15	26	17	19	14	13	271	26.0%	▲	271
Non-Capital Felonies and Related Matters	2015	132	47	53	86	63	63	95	52	75	114	50	71	901			901
	2016	229	67	61	184	169	72	110	55	84	98	87	57	1,273	41.3%	▲	1,273
Other	2015	23	24	20	17	13	27	12	15	19	29	12	99	310			310
	2016	21	18	16	19	28	21	19	22	27	8	16	19	234	-24.5%	▼	234
Other Criminally Related Matters	2015	7	5	9	18	4	4	9	10	10	1	10	9	96			96
	2016	5	7	7	7	9	13	6	9	3	15	5	5	91	-5.2%	▼	91
Probates/Wills and Trusts - Lev	2015	-	-	-	-	-	-	-	1	-	-	-	-	1			1
Probates/Wills and Trusts - Level 2	2015	-	1	3	1	-	2	-	-	-	3	-	-	10			10
	2016	-	-	-	3	1	-	-	4	1	1	3	1	14	40.0%	▲	14
Protective Orders	2015	-	-	-	1	1	-	-	-	-	-	1	1	4			4
Uncontested Divorce	2015	3	11	15	11	11	13	16	3	12	11	8	3	117			117
	2016	5	10	12	3	8	10	6	5	9	8	1	2	79	-32.5%	▼	79

Court: Wythe Circuit

Start/End Date: Jan-15 / Dec-16

2015 Average Month: 222

Jan-Dec 2015: 2,659

Filings Trending: ↔

Circuit/Court ID: 27

227197


Type of Case: Filings

2016 Average Month:226

Jan-Dec 2016 : 2,709

Overall AVG. Month: 224

Monthly Summary



Jan 15-Dec 16

Totals

	2015	2016
Civil	467	361
Criminal	1,313	1,396
Other	879	952
Total	2,659	2,709

Jan --- Dec Filings

2,659

2015

2,709

2016

Jan --- Dec Filings

	2015	2016	% Change	Trending
Civil	467	361	-22.7%	▼
Criminal	1,313	1,396	6.3%	▲
Other	879	952	8.3%	▲
Total	2,659	2,709	1.9%	▲

	Jan	Feb	Mar	Apr	May	Jun	Jul	Aug	Sep	Oct	Nov	Dec	Thru Dec	% Change	Trending	Total
2015	222	165	191	250	140	209	210	164	406	233	191	278	2,659			2,659
2016	269	202	237	335	187	237	264	257	138	221	200	162	2,709	1.9%	▲	2,709

		Jan	Feb	Mar	Apr	May	Jun	Jul	Aug	Sep	Oct	Nov	Dec	Thru Dec	% Change	Trending	Total
Administrative Law	2015	-	-	-	-	-	1	1	-	-	-	-	-	2			2
	2016	-	-	-	-	-	-	-	1	-	1	-	-	2	0.0%	↔	2
Contested Divorce	2015	2	4	6	3	5	3	2	1	2	5	2	1	36			36
	2016	4	6	9	5	2	2	4	4	4	6	4	4	54	50.0%	▲	54
Domestic and Family - Level 1	2015	6	4	2	4	4	12	6	14	11	4	4	6	77			77
	2016	1	-	1	1	-	-	-	1	-	-	2	2	8	-89.6%	▼	8
Domestic and Family - Level 2	2015	5	3	1	1	2	2	2	2	2	2	2	3	27			27
	2016	1	-	1	3	1	-	1	3	1	-	2	-	13	-51.9%	▼	13
General Civil - Level 1	2015	-	-	-	1	1	-	-	-	-	-	-	1	3			3
	2016	-	-	-	-	-	-	-	1	-	-	-	-	1	-66.7%	▼	1
General Civil - Level 2	2015	4	-	8	9	5	4	4	3	4	4	6	2	53			53
	2016	4	4	5	-	4	3	3	3	2	2	3	5	38	-28.3%	▼	38
General Civil - Level 3	2015	9	10	8	-	6	3	6	3	1	3	7	3	59			59
	2016	4	2	1	2	5	4	3	9	5	3	3	2	43	-27.1%	▼	43
Miscellaneous	2015	71	78	96	58	56	57	70	59	94	95	71	148	953			953
	2016	127	123	115	69	61	110	85	77	67	60	87	44	1,025	7.6%	▲	1,025
Misdemeanor	2015	9	7	7	26	9	13	9	12	10	10	8	17	137			137
	2016	9	12	12	16	14	11	22	17	8	25	26	22	194	41.6%	▲	194
Non-Capital Felonies and Related Matters	2015	102	42	39	128	37	94	88	51	252	101	72	77	1,083			1,083
	2016	104	40	68	224	79	89	135	118	37	109	62	60	1,125	3.9%	▲	1,125
Other	2015	1	1	3	-	-	8	1	4	8	-	4	1	31			31
	2016	5	-	8	-	2	2	-	1	1	-	-	1	20	-35.5%	▼	20
Other Criminally Related Matters	2015	5	8	11	12	4	8	9	5	9	5	7	14	97			97
	2016	3	4	6	6	10	6	6	14	4	3	4	11	77	-20.6%	▼	77
Probates/Wills and Trusts - Lev	2015	-	-	-	-	-	-	-	-	-	1	-	-	1			1
Probates/Wills and Trusts - Level 2	2015	1	1	1	1	-	-	3	-	-	-	3	-	10			10
	2016	2	1	-	1	-	-	3	2	-	1	-	-	10	0.0%	↔	10
Uncontested Divorce	2015	7	7	9	7	11	4	9	10	13	3	5	5	90			90
	2016	5	10	11	8	9	10	2	6	9	11	7	11	99	10.0%	▲	99

Court: Radford Circuit

Start/End Date: Jan-15 / Dec-16

2015 Average Month: 89

Jan-Dec 2015: 1,072

Filings Trending: ↔

Circuit/Court ID: 27

227750

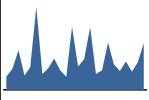
Type of Case: Filings

2016 Average Month:91

Jan-Dec 2016 : 1,091

Overall AVG. Month: 90

Monthly Summary



Jan 15-Dec 16

Totals

	2015	2016
Civil	156	188
Criminal	727	695
Other	189	208
Total	1,072	1,091

Jan --- Dec Filings

1,072

2015

1,091

2016

Jan --- Dec Filings

	2015	2016	% Change	Trending
Civil	156	188	20.5%	▲
Criminal	727	695	-4.4%	▼
Other	189	208	10.1%	▲
Total	1,072	1,091	1.8%	▲

	Jan	Feb	Mar	Apr	May	Jun	Jul	Aug	Sep	Oct	Nov	Dec	Thru Dec	% Change	Trending	Total
2015	39	63	119	43	68	248	48	64	94	58	39	189	1,072			1,072
2016	70	92	188	48	58	142	76	56	85	54	82	140	1,091	1.8%	▲	1,091

		Jan	Feb	Mar	Apr	May	Jun	Jul	Aug	Sep	Oct	Nov	Dec	Thru Dec	% Change	Trending	Total
Administrative Law	2015	-	-	-	-	-	-	1	-	-	-	-	-	1			1
	2016	-	-	-	-	-	-	1	-	-	-	-	-	1	0.0%	↔	1
Contested Divorce	2015	-	-	1	-	-	-	-	-	1	-	1	1	4			4
	2016	2	-	1	1	1	1	-	1	-	2	-	-	9	125.0%	▲	9
Domestic and Family - Level 1	2015	5	-	6	4	-	2	3	-	-	-	-	4	24			24
	2016	-	2	-	-	-	-	-	-	-	1	-	1	4			4
Domestic and Family - Level 2	2015	-	2	-	-	-	-	-	-	-	1	-	1	4			4
	2016	-	1	-	-	-	2	-	1	1	1	-	1	7	75.0%	▲	7
General Civil - Level 1	2015	-	-	-	1	-	-	-	-	-	-	-	-	1			1
	2016	-	-	1	-	-	-	-	-	-	1	-	-	2	100.0%	▲	2
General Civil - Level 2	2015	-	4	1	-	1	-	-	2	-	-	1	-	9			9
	2016	2	1	2	-	2	-	1	1	-	1	1	1	12	33.3%	▲	12
General Civil - Level 3	2015	-	-	-	1	-	1	-	-	3	1	2	2	10			10
	2016	20	10	-	-	3	-	2	1	-	-	1	-	37	270.0%	▲	37
Miscellaneous	2015	17	20	24	21	14	19	32	31	18	16	22	35	269			269
	2016	24	34	36	25	22	18	24	27	32	14	27	21	304	13.0%	▲	304
Misdemeanor	2015	2	6	11	6	6	8	4	9	18	14	3	19	106			106
	2016	9	4	9	8	12	33	4	5	4	9	14	35	146	37.7%	▲	146
Non-Capital Felonies and Related Matters	2015	8	25	69	5	46	212	4	18	47	19	4	120	577			577
	2016	11	39	132	13	10	83	40	15	44	17	31	76	511	-11.4%	▼	511
Other	2015	-	-	-	1	-	-	-	-	2	-	-	-	3			3
	2016	-	-	-	-	1	1	-	1	-	-	-	1	4	33.3%	▲	4
Other Criminally Related Matters	2015	6	3	5	2	-	3	3	4	3	6	5	6	46			46
	2016	1	2	5	-	5	4	2	1	2	6	5	5	38	-17.4%	▼	38
Probates/Wills and Trusts - Level 2	2015	-	-	1	-	-	1	-	-	-	-	-	-	2			2
	2016	-	-	1	-	-	-	-	-	-	-	-	-	1	-50.0%	▼	1
Uncontested Divorce	2015	1	3	1	2	1	2	1	-	2	1	1	1	16			16
	2016	1	1	1	1	2	-	2	3	2	3	3	-	19	18.8%	▲	19

Court: Smyth Circuit

Start/End Date: Jan-15 / Dec-16

2015 Average Month: 217

Jan-Dec 2015: 2,605

Filings Trending: ▲

Circuit/Court ID: 28

228173


Type of Case: Filings

2016 Average Month:388

Jan-Dec 2016 : 4,653

Overall AVG. Month: 302

Monthly Summary

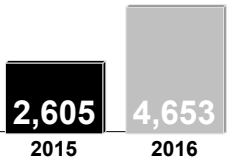


Jan 15-Dec 16

Totals

	2015	2016
Civil	416	529
Criminal	1,085	1,288
Other	1,104	2,836
Total	2,605	4,653

Jan --- Dec Filings



2,605 2015 4,653 2016

Jan --- Dec Filings

	2015	2016	% Change	Trending
Civil	416	529	27.2%	▲
Criminal	1,085	1,288	18.7%	▲
Other	1,104	2,836	156.9%	▲
Total	2,605	4,653	78.6%	▲

	Jan	Feb	Mar	Apr	May	Jun	Jul	Aug	Sep	Oct	Nov	Dec	Thru Dec	% Change	Trending	Total
2015	176	191	273	168	195	215	167	217	295	185	170	353	2,605			2,605
2016	602	428	501	391	226	402	250	503	236	243	276	595	4,653	78.6%	▲	4,653

		Jan	Feb	Mar	Apr	May	Jun	Jul	Aug	Sep	Oct	Nov	Dec	Thru Dec	% Change	Trending	Total
Administrative Law	2015	-	-	-	-	1	-	2	-	-	-	-	2	5			5
	2016	-	-	-	-	-	-	1	1	-	-	-	-	2	-60.0%	▼	2
Contested Divorce	2015	6	4	3	3	7	2	4	3	3	-	2	9	46			46
	2016	2	6	6	1	4	3	7	5	5	7	3	-	49	6.5%	▲	49
Domestic and Family - Level 1	2015	1	-	3	4	3	5	-	1	-	4	1	1	23			23
	2016	-	-	1	-	1	3	1	-	-	1	-	3	10	-56.5%	▼	10
Domestic and Family - Level 2	2015	-	5	2	3	2	1	3	3	6	-	5	2	32			32
	2016	-	6	4	6	8	6	3	10	4	3	4	3	57	78.1%	▲	57
General Civil - Level 1	2015	1	-	-	-	1	-	1	-	1	-	-	3	7			7
	2016	1	1	1	-	-	-	-	1	-	-	-	-	4	-42.9%	▼	4
General Civil - Level 2	2015	1	1	4	1	3	5	3	2	2	2	2	3	29			29
	2016	2	6	4	2	3	2	3	3	3	5	3	3	39	34.5%	▲	39
General Civil - Level 3	2015	2	5	2	3	4	2	3	1	5	3	5	4	39			39
	2016	2	3	7	2	1	2	1	2	2	5	2	3	32	-17.9%	▼	32
Miscellaneous	2015	54	64	60	64	34	65	50	42	61	86	61	91	732			732
	2016	119	108	80	70	47	60	88	69	73	67	62	56	899	22.8%	▲	899
Misdemeanor	2015	12	14	17	20	19	7	7	47	29	8	14	11	205			205
	2016	7	20	17	6	17	26	39	32	25	18	10	59	276	34.6%	▲	276
Non-Capital Felonies and Related Matters	2015	64	59	107	34	83	75	46	85	141	54	45	60	853			853
	2016	39	98	169	48	53	210	31	100	45	57	72	72	994	16.5%	▲	994
Other	2015	22	29	61	21	25	45	38	18	36	22	28	159	504			504
	2016	419	165	200	246	82	80	65	268	63	66	102	379	2,135	323.6%	▲	2,135
Other Criminally Related Matters	2015	3	2	3	3	6	1	2	4	-	-	2	2	28			28
	2016	2	1	2	3	2	-	1	-	2	1	3	3	20	-28.6%	▼	20
Probates/Wills and Trusts - Lev	2015	-	-	-	-	-	-	-	-	1	-	-	-	1			1
Probates/Wills and Trusts - Level 2	2015	-	-	3	-	-	1	2	2	1	2	-	-	11			11
	2016	1	2	-	-	3	2	1	2	2	1	2	2	18	63.6%	▲	18
Protective Orders	2015	-	-	-	-	-	-	1	-	-	-	-	-	1			1
Uncontested Divorce	2015	10	8	8	12	7	6	5	9	9	4	5	6	89			89
	2016	8	12	10	7	5	8	9	10	12	12	13	12	118	32.6%	▲	118

Court: Washington Circuit

Start/End Date: Jan-15 / Dec-16

2015 Average Month: 288

Jan-Dec 2015: 3,453

Filings Trending: ▲

Circuit/Court ID: 28

228191


Type of Case: Filings

2016 Average Month:344

Jan-Dec 2016 : 4,124

Overall AVG. Month: 316

Monthly Summary




Jan 15-Dec 16

Totals

	2015	2016
Civil	609	617
Criminal	1,475	1,970
Other	1,369	1,537
Total	3,453	4,124

Jan --- Dec Filings



20152016

Jan --- Dec Filings

	2015	2016	% Change	Trending
Civil	609	617	1.3%	▲
Criminal	1,475	1,970	33.6%	▲
Other	1,369	1,537	12.3%	▲
Total	3,453	4,124	19.4%	▲

	Jan	Feb	Mar	Apr	May	Jun	Jul	Aug	Sep	Oct	Nov	Dec	Thru Dec	% Change	Trending	Total
2015	384	188	291	358	193	223	369	194	266	331	227	429	3,453			3,453
2016	406	384	336	439	267	242	413	358	362	377	306	234	4,124	19.4%	▲	4,124

		Jan	Feb	Mar	Apr	May	Jun	Jul	Aug	Sep	Oct	Nov	Dec	Thru Dec	% Change	Trending	Total
Administrative Law	2015	-	-	-	-	-	1	-	3	-	-	-	-	4			4
	2016	-	-	4	-	-	-	-	-	2	2	-	-	8	100.0%	▲	8
Contested Divorce	2015	6	3	4	2	4	5	6	2	9	3	4	1	49			49
	2016	8	8	10	6	5	8	1	12	8	9	5	7	87	77.6%	▲	87
Domestic and Family - Level 1	2015	-	3	9	5	3	2	3	2	-	7	1	-	35			35
	2016	-	-	-	-	-	-	-	-	-	-	-	1	1	-97.1%	▼	1
Domestic and Family - Level 2	2015	3	2	1	5	4	4	4	2	-	2	4	1	32			32
	2016	-	3	7	4	2	1	3	1	3	5	5	-	34	6.3%	▲	34
General Civil - Level 1	2015	2	-	1	-	1	1	-	-	1	2	1	-	9			9
	2016	-	-	-	-	-	-	-	1	2	-	1	1	5	-44.4%	▼	5
General Civil - Level 2	2015	9	4	4	6	6	6	10	4	7	7	3	5	71			71
	2016	4	3	5	3	7	10	6	8	15	2	4	8	75	5.6%	▲	75
General Civil - Level 3	2015	6	9	6	6	5	6	4	6	4	5	4	5	66			66
	2016	4	3	5	4	3	6	2	4	3	1	2	5	42	-36.4%	▼	42
Miscellaneous	2015	103	85	133	102	88	92	133	113	132	132	123	306	1,542			1,542
	2016	183	200	166	149	92	93	140	159	137	137	128	95	1,679	8.9%	▲	1,679
Misdemeanor	2015	22	5	11	32	9	11	20	20	13	22	9	17	191			191
	2016	36	26	19	20	26	26	14	13	22	10	27	22	261	36.6%	▲	261
Non-Capital Felonies and Related Matters	2015	203	47	92	170	56	68	171	28	77	132	69	82	1,195			1,195
	2016	124	115	94	229	117	82	212	78	137	183	102	75	1,548	29.5%	▲	1,548
Other	2015	2	1	5	-	2	1	-	-	-	-	-	-	11			11
	2016	1	1	1	-	-	-	-	-	2	-	2	-	7	-36.4%	▼	7
Other Criminally Related Matters	2015	15	12	3	15	-	11	5	1	8	14	3	3	90			90
	2016	34	8	6	3	1	-	11	58	10	8	14	9	162	80.0%	▲	162
Probates/Wills and Trusts - Level 1	2015	-	-	-	-	-	-	1	1	-	-	-	-	2			2
	2016	-	-	1	-	-	2	4	-	1	3	3	-	14	600.0%	▲	14
Probates/Wills and Trusts - Level 2	2015	1	1	1	-	3	-	-	1	2	-	-	1	10			10
	2016	1	3	3	3	2	2	4	5	5	3	-	-	31	210.0%	▲	31
Protective Orders	2015	-	1	-	1	-	-	1	-	-	-	-	-	3			3
Uncontested Divorce	2015	12	15	21	14	12	15	11	11	13	5	6	8	143			143
	2016	11	14	15	18	12	12	16	19	15	14	13	11	170	18.9%	▲	170

Court: Bristol Circuit

Start/End Date: Jan-15 / Dec-16

2015 Average Month: 174

Jan-Dec 2015: 2,089

Filings Trending: ▲

Circuit/Court ID: 28

228520


Type of Case: Filings

2016 Average Month:180

Jan-Dec 2016 : 2,161

Overall AVG. Month: 177

Monthly Summary



Jan 15-Dec 16

Totals

	2015	2016
Civil	349	331
Criminal	1,190	1,268
Other	550	562
Total	2,089	2,161

Jan --- Dec Filings

2,089

2015

2,161

2016

Jan --- Dec Filings

	2015	2016	% Change	Trending
Civil	349	331	-5.2%	▼
Criminal	1,190	1,268	6.6%	▲
Other	550	562	2.2%	▲
Total	2,089	2,161	3.4%	▲

	Jan	Feb	Mar	Apr	May	Jun	Jul	Aug	Sep	Oct	Nov	Dec	Thru Dec	% Change	Trending	Total
2015	124	224	163	161	285	168	129	159	179	179	161	157	2,089			2,089
2016	211	291	177	182	163	154	194	150	133	182	233	91	2,161	3.4%	▲	2,161

		Jan	Feb	Mar	Apr	May	Jun	Jul	Aug	Sep	Oct	Nov	Dec	Thru Dec	% Change	Trending	Total
Administrative Law	2015	-	-	1	2	-	-	-	-	-	-	-	-	3			3
	2016	-	1	-	-	-	-	-	-	-	-	-	-	1	-66.7%	▼	1
Contested Divorce	2015	5	1	6	1	2	2	3	2	2	3	5	2	34			34
	2016	-	3	2	2	2	-	2	2	1	-	2	4	20	-41.2%	▼	20
Domestic and Family - Level 1	2015	1	2	-	-	1	5	1	7	-	-	4	-	21			21
	2016	1	-	-	3	1	1	-	1	-	-	1	1	9			9
Domestic and Family - Level 2	2015	1	-	-	3	1	1	-	1	-	-	1	1	9			9
	2016	-	2	-	1	-	-	1	-	1	2	-	-	7	-22.2%	▼	7
General Civil - Level 1	2015	-	-	-	1	-	1	-	1	-	-	-	-	3			3
	2016	-	-	-	-	-	-	-	1	-	1	-	-	2	-33.3%	▼	2
General Civil - Level 2	2015	1	5	4	5	4	-	4	4	5	1	2	3	38			38
	2016	5	5	4	3	2	4	4	5	3	7	3	2	47	23.7%	▲	47
General Civil - Level 3	2015	1	1	2	4	1	1	1	-	2	2	2	-	17			17
	2016	-	1	1	3	2	6	-	2	1	2	1	-	19	11.8%	▲	19
Miscellaneous	2015	35	28	33	29	31	42	37	33	36	40	47	49	440			440
	2016	65	64	51	35	32	34	72	36	41	37	33	36	536	21.8%	▲	536
Misdemeanor	2015	7	8	25	5	15	6	12	6	23	17	13	7	144			144
	2016	34	28	14	16	30	10	12	11	7	19	21	9	211	46.5%	▲	211
Non-Capital Felonies and Related Matters	2015	51	114	62	85	194	79	51	76	95	91	53	78	1,029			1,029
	2016	72	162	75	87	83	71	82	66	52	96	145	21	1,012	-1.7%	▼	1,012
Other	2015	17	60	18	14	25	25	13	26	12	15	26	14	265			265
	2016	28	19	15	27	9	21	17	19	12	9	10	9	195	-26.4%	▼	195
Other Criminally Related Matters	2015	3	1	1	3	3	1	2	1	-	3	1	1	20			20
	2016	2	-	3	3	-	4	-	3	8	1	17	4	45	125.0%	▲	45
Probates/Wills and Trusts - Level 2	2015	-	-	1	1	-	1	-	1	-	-	-	-	4			4
	2016	-	-	-	1	-	-	1	-	-	-	-	-	2	-50.0%	▼	2
Uncontested Divorce	2015	2	4	10	8	8	4	5	1	4	7	7	2	62			62
	2016	5	6	12	4	3	4	3	5	7	8	1	6	64	3.2%	▲	64

Court: Buchanan Circuit

Start/End Date: Jan-15 / Dec-16

2015 Average Month: 213

Jan-Dec 2015: 2,559

Filings Trending: ▼

Circuit/Court ID: 29

229027

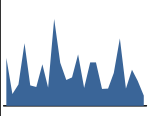
Type of Case: Filings

2016 Average Month:190

Jan-Dec 2016 : 2,274

Overall AVG. Month: 201

Monthly Summary



Jan 15-Dec 16

Totals

	2015	2016
Civil	360	298
Criminal	1,571	1,347
Other	628	629
Total	2,559	2,274

Jan --- Dec Filings

2,559

2015

2,274

2016

Jan --- Dec Filings

	2015	2016	% Change	Trending
Civil	360	298	-17.2%	▼
Criminal	1,571	1,347	-14.3%	▼
Other	628	629	-	↔
Total	2,559	2,274	-11.1%	▼

	Jan	Feb	Mar	Apr	May	Jun	Jul	Aug	Sep	Oct	Nov	Dec	Thru Dec	% Change	Trending	Total
2015	288	70	128	375	122	113	248	108	522	259	155	171	2,559			2,559
2016	309	107	260	261	101	104	197	405	103	216	150	61	2,274	-11.1%	▼	2,274

		Jan	Feb	Mar	Apr	May	Jun	Jul	Aug	Sep	Oct	Nov	Dec	Thru Dec	% Change	Trending	Total
Administrative Law	2016	-	-	-	-	-	-	-	-	-	1	-	-	1			1
Capital Murder	2015	-	-	-	1	-	-	-	-	-	-	-	-	1			1
Contested Divorce	2015	2	3	5	1	-	2	6	-	3	2	2	1	27			27
	2016	2	-	6	1	-	2	-	1	1	2	1	2	18	-33.3%	▼	18
Domestic and Family - Level 1	2015	1	-	3	-	4	2	2	12	1	9	7	8	49			49
Domestic and Family - Level 2	2015	1	-	-	3	1	3	5	1	2	-	1	1	18			18
	2016	1	1	2	3	2	3	2	1	3	2	2	1	23	27.8%	▲	23
General Civil - Level 1	2015	-	1	3	-	-	1	-	-	1	-	1	-	7			7
	2016	2	-	1	-	-	-	-	-	-	-	1	-	4	-42.9%	▼	4
General Civil - Level 2	2015	5	4	1	6	6	14	11	4	1	8	9	5	74			74
	2016	5	5	10	7	2	7	2	5	2	2	1	2	50	-32.4%	▼	50
General Civil - Level 3	2015	1	-	1	2	4	5	1	5	2	2	3	-	26			26
	2016	5	2	2	5	3	3	3	2	3	3	-	1	32	23.1%	▲	32
Miscellaneous	2015	46	40	84	70	48	52	60	40	59	83	59	73	714			714
	2016	73	64	66	75	38	46	66	65	49	83	71	38	734	2.8%	▲	734
Misdemeanor	2015	29	4	16	52	14	13	30	20	41	23	9	9	260			260
	2016	31	13	42	28	19	8	26	45	9	28	8	6	263	1.2%	▲	263
Non-Capital Felonies and Related Matters	2015	192	13	8	218	39	13	127	20	401	113	56	65	1,265			1,265
	2016	163	13	124	137	34	26	94	283	27	84	52	7	1,044	-17.5%	▼	1,044
Other	2015	-	-	-	-	-	-	-	1	-	1	1	1	4			4
	2016	-	1	2	-	-	1	-	-	-	-	-	-	4	0.0%	↔	4
Other Criminally Related Matters	2015	8	-	1	13	-	3	-	1	4	11	3	3	47			47
	2016	20	2	1	2	2	-	-	-	4	5	5	-	41	-12.8%	▼	41
Probates/Wills and Trusts - Lev	2015	-	-	-	-	-	-	-	-	1	-	-	-	1			1
Probates/Wills and Trusts - Level 2	2015	1	-	1	1	1	-	1	-	1	1	-	1	8			8
	2016	-	-	-	-	-	-	2	-	2	3	2	2	11	37.5%	▲	11
Protective Orders	2015	-	-	-	-	-	-	-	-	1	1	-	-	2			2
Uncontested Divorce	2015	2	5	5	8	5	5	5	4	4	5	4	4	56			56
	2016	7	6	4	3	1	8	2	3	3	3	7	2	49	-12.5%	▼	49

Court: Dickenson Circuit

Start/End Date: Jan-15 / Dec-16

2015 Average Month: 113

Jan-Dec 2015: 1,353

Filings Trending: ↔

Circuit/Court ID: 29

229051


Type of Case: Filings

2016 Average Month: 112

Jan-Dec 2016 : 1,345

Overall AVG. Month: 112

Monthly Summary



Jan 15-Dec 16

Totals

	2015	2016
Civil	223	218
Criminal	658	674
Other	472	450
S	0	3
Total	1,353	1,345

Jan --- Dec Filings

1,353

2015

1,345

2016

Jan --- Dec Filings

	2015	2016	% Change	Trending
Civil	223	218	-2.2%	▼
Criminal	658	674	2.4%	▲
Other	472	450	-4.7%	▼
S	-	3	-	↔
Total	1,353	1,345	-0.6%	▼

	Jan	Feb	Mar	Apr	May	Jun	Jul	Aug	Sep	Oct	Nov	Dec	Thru Dec	% Change	Trending	Total
2015	87	172	139	111	86	125	80	45	209	90	72	137	1,353			1,353
2016	64	81	219	101	49	150	75	101	220	61	87	137	1,345	-0.6%	▼	1,345

		Jan	Feb	Mar	Apr	May	Jun	Jul	Aug	Sep	Oct	Nov	Dec	Thru Dec	% Change	Trending	Total
Administrative Law	2015	-	-	-	-	-	-	-	-	-	-	-	1	1			1
Capital Murder	2016	-	-	15	-	-	-	-	-	-	-	-	-	15			15
Contested Divorce	2015	-	1	2	2	2	1	2	2	3	3	1	2	21			21
	2016	-	3	2	3	1	2	2	5	1	1	2	3	25	19.0%	▲	25
Domestic and Family - Level 1	2015	1	-	2	3	-	1	11	1	-	-	-	3	22			22
	2016	-	-	-	-	-	1	-	-	-	-	-	-	1	-95.5%	▼	1
Domestic and Family - Level 2	2015	3	2	5	1	3	3	1	1	1	4	4	3	31			31
	2016	-	3	1	3	4	1	1	-	-	-	4	1	18	-41.9%	▼	18
General Civil - Level 1	2016	-	-	-	-	-	-	5	-	1	-	-	-	6			6
General Civil - Level 2	2015	-	-	4	2	2	2	3	2	3	2	1	4	25			25
	2016	1	1	3	3	-	4	2	4	2	3	3	3	29	16.0%	▲	29
General Civil - Level 3	2015	-	1	3	-	-	-	2	-	2	1	1	-	10			10
	2016	1	4	4	1	1	5	2	4	4	3	1	2	32	220.0%	▲	32
Miscellaneous	2015	30	25	38	50	27	41	33	19	24	36	34	46	403			403
	2016	38	48	40	26	25	31	42	46	35	31	31	18	411	2.0%	▲	411
Misdemeanor	2015	8	1	12	14	1	23	2	2	6	4	6	5	84			84
	2016	-	5	5	7	3	9	1	2	7	1	4	4	48	-42.9%	▼	48
Non-Capital Felonies and Related Matters	2015	34	122	55	30	34	36	13	2	150	22	15	61	574			574
	2016	11	5	128	48	6	82	8	27	157	14	30	94	610	6.3%	▲	610
Other	2015	3	16	12	4	11	13	8	10	13	10	6	10	116			116
	2016	9	10	14	3	3	10	6	9	8	2	7	7	88	-24.1%	▼	88
Other Criminally Related Matter	2016	-	1	1	-	-	-	1	-	1	-	-	1	5			5
Probates/Wills and Trusts - Level 1	2015	-	-	-	-	-	-	1	-	-	-	-	-	1			1
	2016	-	-	-	1	-	-	-	-	-	-	-	-	1	0.0%	↔	1
Probates/Wills and Trusts - Level 2	2015	1	-	2	-	-	-	2	2	-	-	-	2	9			9
	2016	-	-	1	-	-	-	-	-	-	2	2	1	6	-33.3%	▼	6
Protective Orders	2015	1	-	-	-	-	-	-	-	-	-	-	-	1			1
Uncontested Divorce	2015	6	4	4	5	6	5	2	4	7	8	4	-	55			55
	2016	4	1	5	6	6	5	5	4	4	4	3	3	50	-9.1%	▼	50

Court: Russell Circuit

Start/End Date: Jan-15 / Dec-16

2015 Average Month: 241

Jan-Dec 2015: 2,893

Filings Trending: ▲

Circuit/Court ID: 29

229167


Type of Case: Filings

2016 Average Month:323

Jan-Dec 2016 : 3,875

Overall AVG. Month: 282

Monthly Summary

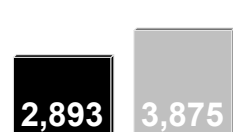


Jan 15-Dec 16

Totals

	2015	2016
Civil	455	386
Criminal	1,338	1,798
Other	1,100	1,691
Total	2,893	3,875

Jan --- Dec Filings



20152016

Jan --- Dec Filings

	2015	2016	% Change	Trending
Civil	455	386	-15.2%	▼
Criminal	1,338	1,798	34.4%	▲
Other	1,100	1,691	53.7%	▲
Total	2,893	3,875	33.9%	▲

	Jan	Feb	Mar	Apr	May	Jun	Jul	Aug	Sep	Oct	Nov	Dec	Thru Dec	% Change	Trending	Total
2015	221	244	200	229	326	160	162	230	236	188	298	399	2,893			2,893
2016	271	571	447	325	367	176	187	542	161	162	431	235	3,875	33.9%	▲	3,875

		Jan	Feb	Mar	Apr	May	Jun	Jul	Aug	Sep	Oct	Nov	Dec	Thru Dec	% Change	Trending	Total
Administrative Law	2015	-	-	1	1	-	-	-	1	-	1	-	-	4			4
	2016	-	-	-	1	-	-	-	-	-	-	-	-	1	-75.0%	▼	1
Contested Divorce	2015	3	8	5	8	4	4	1	4	4	2	5	4	52			52
	2016	3	7	2	3	2	2	2	5	2	7	4	4	43	-17.3%	▼	43
Domestic and Family - Level 1	2015	10	7	-	6	-	-	10	3	-	3	1	3	43			43
	2016	-	-	2	3	1	1	-	-	1	2	1	1	12	-72.1%	▼	12
Domestic and Family - Level 2	2015	1	1	3	5	2	6	2	1	5	3	-	1	30			30
	2016	1	-	3	3	4	1	2	3	3	1	-	5	26	-13.3%	▼	26
General Civil - Level 1	2015	-	-	-	1	2	3	-	-	-	-	1	-	7			7
	2016	1	-	1	-	-	1	-	-	1	-	1	1	6	-14.3%	▼	6
General Civil - Level 2	2015	7	3	3	4	9	2	2	7	6	9	4	5	61			61
	2016	9	4	4	6	1	8	5	8	3	4	3	4	59	-3.3%	▼	59
General Civil - Level 3	2015	4	1	-	3	3	2	4	1	10	5	8	8	49			49
	2016	4	3	3	6	4	6	7	4	6	1	5	4	53	8.2%	▲	53
Miscellaneous	2015	60	58	47	67	53	52	56	51	75	74	67	139	799			799
	2016	109	117	108	79	84	52	101	77	54	69	72	69	991	24.0%	▲	991
Misdemeanor	2015	20	20	20	9	43	3	11	19	11	8	20	58	242			242
	2016	7	12	14	15	26	12	4	54	18	17	79	12	270	11.6%	▲	270
Non-Capital Felonies and Related Matters	2015	80	121	65	79	157	43	45	115	64	47	122	127	1,065			1,065
	2016	80	297	132	89	114	34	22	340	48	28	222	99	1,505	41.3%	▲	1,505
Other	2015	17	12	40	36	44	32	18	16	46	23	49	45	378			378
	2016	48	112	167	98	122	51	36	44	19	22	33	25	777	105.6%	▲	777
Other Criminally Related Matters	2015	2	3	7	1	-	2	3	1	6	4	3	-	32			32
	2016	3	4	2	5	1	2	1	-	3	1	-	4	26	-18.8%	▼	26
Probates/Wills and Trusts - Level 1	2015	-	-	-	-	1	-	-	-	-	-	-	-	1			1
	2016	-	1	-	-	1	-	-	-	-	-	-	-	2	100.0%	▲	2
Probates/Wills and Trusts - Level 2	2015	2	1	1	3	3	-	1	2	-	-	2	-	15			15
	2016	1	4	-	1	1	1	1	1	-	-	-	-	10	-33.3%	▼	10
Protective Orders	2015	-	-	-	-	-	-	-	-	-	-	3	1	4			4
Uncontested Divorce	2015	15	9	8	6	5	11	9	9	9	9	13	8	111			111
	2016	5	10	9	16	6	5	6	6	3	10	11	7	94	-15.3%	▼	94

Court: Tazewell Circuit

Start/End Date: Jan-15 / Dec-16

2015 Average Month: 484

Jan-Dec 2015: 5,811

Filings Trending: ▲

Circuit/Court ID: 29

229185


Type of Case: Filings

2016 Average Month:537

Jan-Dec 2016 : 6,448

Overall AVG. Month: 511

Monthly Summary



Jan 15-Dec 16

Totals

	2015	2016
Civil	615	717
Criminal	3,962	4,367
Other	1,234	1,364
Total	5,811	6,448

Jan --- Dec Filings

5,811

2015

6,448

2016

Jan --- Dec Filings

	2015	2016	% Change	Trending
Civil	615	717	16.6%	▲
Criminal	3,962	4,367	10.2%	▲
Other	1,234	1,364	10.5%	▲
Total	5,811	6,448	11.0%	▲

	Jan	Feb	Mar	Apr	May	Jun	Jul	Aug	Sep	Oct	Nov	Dec	Thru Dec	% Change	Trending	Total
2015	426	985	721	277	430	308	721	348	380	374	529	312	5,811			5,811
2016	487	356	584	698	697	269	1,043	432	526	317	445	594	6,448	11.0%	▲	6,448

		Jan	Feb	Mar	Apr	May	Jun	Jul	Aug	Sep	Oct	Nov	Dec	Thru Dec	% Change	Trending	Total
Administrative Law	2015	-	-	-	-	-	-	2	2	-	-	1	2	7			7
	2016	1	-	1	1	-	3	-	-	2	3	-	-	11	57.1%	▲	11
Capital Murder	2015	-	-	-	-	-	-	-	-	-	1	-	-	1			1
	2016	-	-	-	-	-	-	-	-	-	1	-	-	1	0.0%	↔	1
Contested Divorce	2015	5	8	5	10	1	4	4	9	7	12	4	5	74			74
	2016	2	9	6	8	8	3	3	3	5	4	3	3	57	-23.0%	▼	57
Domestic and Family - Level 1	2015	1	6	24	4	1	2	2	1	7	13	3	2	66			66
	2016	2	4	1	3	-	-	1	-	-	6	3	-	20	-69.7%	▼	20
Domestic and Family - Level 2	2015	4	2	3	1	5	4	5	3	1	1	5	1	35			35
	2016	2	9	9	6	5	6	4	3	1	3	3	4	55	57.1%	▲	55
General Civil - Level 1	2015	-	1	1	1	1	-	-	1	1	-	1	-	7			7
	2016	-	-	-	-	1	-	1	1	-	-	2	1	6	-14.3%	▼	6
General Civil - Level 2	2015	10	3	6	13	5	5	7	5	2	6	6	4	72			72
	2016	4	5	7	11	10	8	4	6	7	14	8	5	89	23.6%	▲	89
General Civil - Level 3	2015	-	3	-	1	-	6	5	4	5	1	6	2	33			33
	2016	5	4	4	3	5	14	8	3	3	10	11	10	80	142.4%	▲	80
Miscellaneous	2015	124	111	155	98	74	84	76	100	97	124	99	148	1,290			1,290
	2016	163	182	148	123	91	110	91	151	115	109	89	79	1,451	12.5%	▲	1,451
Misdemeanor	2015	73	54	124	32	86	35	142	62	45	26	98	17	794			794
	2016	83	25	76	64	140	26	143	53	105	35	45	77	872	9.8%	▲	872
Non-Capital Felonies and Related Matters	2015	185	770	374	93	243	143	451	138	198	161	278	100	3,134			3,134
	2016	195	84	299	442	402	78	766	184	262	106	249	379	3,446	10.0%	▲	3,446
Other	2015	3	10	7	5	3	11	6	11	5	4	8	15	88			88
	2016	6	11	7	5	7	8	5	8	6	8	8	10	89	1.1%	▲	89
Other Criminally Related Matters	2015	5	5	2	2	1	-	4	2	3	3	7	1	35			35
	2016	2	4	3	11	11	1	4	2	4	3	6	2	53	51.4%	▲	53
Probates/Wills and Trusts - Level 1	2015	-	-	-	-	-	1	1	-	-	-	1	1	4			4
	2016	-	-	-	1	-	-	-	-	-	-	-	-	1	-75.0%	▼	1
Probates/Wills and Trusts - Level 2	2015	4	3	5	6	1	1	3	1	-	6	1	-	31			31
	2016	4	-	3	3	2	1	-	3	7	2	2	9	36	16.1%	▲	36
Uncontested Divorce	2015	12	9	15	11	9	12	13	9	9	16	11	14	140			140
	2016	18	19	20	17	15	11	13	15	9	13	16	15	181	29.3%	▲	181

Court: Lee Circuit

Start/End Date: Jan-15 / Dec-16

2015 Average Month: 195

Jan-Dec 2015: 2,340

Filings Trending: ▼

Circuit/Court ID: 30

230105


Type of Case: Filings

2016 Average Month:189

Jan-Dec 2016 : 2,264

Overall AVG. Month: 192

Monthly Summary



Jan 15-Dec 16

Totals

	2015	2016
Civil	345	352
Criminal	1,450	1,356
Other	545	556
Total	2,340	2,264

Jan --- Dec Filings

2,340

2015

2,264

2016

Jan --- Dec Filings

	2015	2016	% Change	Trending
Civil	345	352	2.0%	▲
Criminal	1,450	1,356	-6.5%	▼
Other	545	556	2.0%	▲
Total	2,340	2,264	-3.2%	▼

	Jan	Feb	Mar	Apr	May	Jun	Jul	Aug	Sep	Oct	Nov	Dec	Thru Dec	% Change	Trending	Total
2015	148	220	161	176	234	226	160	231	197	230	94	263	2,340			2,340
2016	176	199	163	150	177	176	168	186	277	190	241	161	2,264	-3.2%	▼	2,264

		Jan	Feb	Mar	Apr	May	Jun	Jul	Aug	Sep	Oct	Nov	Dec	Thru Dec	% Change	Trending	Total
Administrative Law	2016	1	-	-	-	-	-	-	-	-	-	-	-	1			1
Contested Divorce	2015	5	2	3	4	3	2	5	2	1	2	1	-	30			30
	2016	1	3	6	2	2	1	1	1	4	3	3	-	27	-10.0%	▼	27
Domestic and Family - Level 1	2015	2	7	1	-	2	13	4	6	-	-	-	1	36			36
	2016	1	-	-	-	-	-	-	1	-	-	2	1	5	-86.1%	▼	5
Domestic and Family - Level 2	2015	-	3	2	4	2	2	2	2	4	4	-	1	26			26
	2016	2	4	5	3	7	4	2	8	2	1	6	2	46	76.9%	▲	46
General Civil - Level 1	2015	-	-	1	3	-	1	1	-	1	-	-	1	8			8
	2016	-	-	-	-	-	1	-	-	-	-	-	1	2	-75.0%	▼	2
General Civil - Level 2	2015	4	5	3	4	2	4	1	3	-	2	4	4	36			36
	2016	1	3	2	4	1	1	2	6	3	4	2	3	32	-11.1%	▼	32
General Civil - Level 3	2015	8	1	1	1	-	-	1	5	-	7	1	4	29			29
	2016	2	5	3	1	3	6	4	9	2	3	1	3	42	44.8%	▲	42
Miscellaneous	2015	51	36	50	34	32	46	54	41	66	75	39	106	630			630
	2016	60	58	77	38	44	46	48	63	58	59	62	35	648	2.9%	▲	648
Misdemeanor	2015	15	19	23	39	39	42	18	40	37	35	16	37	360			360
	2016	17	16	14	17	24	27	19	22	50	25	31	38	300	-16.7%	▼	300
Non-Capital Felonies and Related Matters	2015	54	137	52	73	135	98	53	112	59	91	15	84	963			963
	2016	63	91	47	62	87	81	78	57	146	86	119	65	982	2.0%	▲	982
Other	2015	-	-	-	-	1	-	-	-	1	1	-	-	3			3
	2016	-	-	-	1	-	-	2	-	-	1	-	1	5	66.7%	▲	5
Other Criminally Related Matters	2015	3	7	13	7	14	11	13	7	20	9	11	12	127			127
	2016	21	5	5	10	1	4	1	12	2	1	9	3	74	-41.7%	▼	74
Probates/Wills and Trusts - Lev	2015	-	-	-	-	-	-	-	-	-	-	1	1	2			2
Probates/Wills and Trusts - Level 2	2015	-	-	2	1	2	1	2	8	1	1	2	6	26			26
	2016	2	4	-	4	1	1	-	1	2	1	1	1	18	-30.8%	▼	18
Protective Orders	2015	-	-	-	-	-	-	2	1	-	-	-	-	3			3
Uncontested Divorce	2015	6	3	10	6	2	6	4	4	7	3	4	6	61			61
	2016	5	10	4	8	7	4	11	6	8	6	5	8	82	34.4%	▲	82

Court: Scott Circuit

Start/End Date: Jan-15 / Dec-16

2015 Average Month: 224

Jan-Dec 2015: 2,688

Filings Trending: ▼

Circuit/Court ID: 30

230169

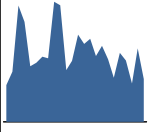
Type of Case: Filings

2016 Average Month:195

Jan-Dec 2016 : 2,344

Overall AVG. Month: 210

Monthly Summary



Jan 15-Dec 16

Totals

	2015	2016
Civil	342	325
Criminal	1,736	1,336
Other	610	683
Total	2,688	2,344

Jan --- Dec Filings

2,688

2015

2,344

2016

Jan --- Dec Filings

	2015	2016	% Change	Trending
Civil	342	325	-5.0%	▼
Criminal	1,736	1,336	-23.0%	▼
Other	610	683	12.0%	▲
Total	2,688	2,344	-12.8%	▼

	Jan	Feb	Mar	Apr	May	Jun	Jul	Aug	Sep	Oct	Nov	Dec	Thru Dec	% Change	Trending	Total
2015	110	150	349	300	167	177	195	191	361	350	155	183	2,688			2,688
2016	262	234	249	197	228	188	132	207	184	115	220	128	2,344	-12.8%	▼	2,344

		Jan	Feb	Mar	Apr	May	Jun	Jul	Aug	Sep	Oct	Nov	Dec	Thru Dec	% Change	Trending	Total
Administrative Law	2015	-	1	-	-	-	-	-	-	1	-	-	-	2			2
	2016	-	-	1	-	-	-	-	-	-	1	-	-	2	0.0%	↔	2
Contested Divorce	2015	5	2	3	4	4	3	6	2	2	3	1	2	37			37
	2016	3	4	6	7	6	5	8	3	1	1	5	4	53	43.2%	▲	53
Domestic and Family - Level 1	2015	1	1	1	2	-	6	-	-	3	1	1	4	20			20
	2016	1	-	-	-	-	-	-	-	-	-	1	-	2	-90.0%	▼	2
Domestic and Family - Level 2	2015	-	2	3	2	1	-	1	3	1	1	-	-	14			14
	2016	-	1	1	1	1	1	-	1	-	-	-	-	6	-57.1%	▼	6
General Civil - Level 1	2015	-	-	-	-	-	1	1	-	-	1	1	-	4			4
	2016	-	2	-	1	-	-	1	-	-	-	-	1	5	25.0%	▲	5
General Civil - Level 2	2015	-	2	3	4	5	3	6	1	3	1	3	1	32			32
	2016	3	6	2	-	1	3	2	3	1	3	1	3	28	-12.5%	▼	28
General Civil - Level 3	2015	3	3	1	2	7	4	4	4	2	-	2	1	33			33
	2016	7	3	5	3	3	1	1	3	3	4	4	3	40	21.2%	▲	40
Miscellaneous	2015	50	38	87	50	41	43	49	64	41	73	54	119	709			709
	2016	94	80	83	52	53	55	69	59	53	55	56	59	768	8.3%	▲	768
Misdemeanor	2015	21	12	63	44	25	48	41	31	39	26	39	17	406			406
	2016	43	52	46	34	54	25	20	42	21	18	40	29	424	4.4%	▲	424
Non-Capital Felonies and Related Matters	2015	23	83	170	166	70	52	74	69	254	215	40	18	1,234			1,234
	2016	98	75	74	72	82	86	16	77	96	18	102	16	812	-34.2%	▼	812
Other	2015	-	-	-	1	-	-	-	-	-	1	-	-	2			2
Other Criminally Related Matters	2015	-	1	6	15	5	10	7	7	9	19	6	11	96			96
	2016	6	3	22	6	17	8	8	11	2	9	3	5	100	4.2%	▲	100
Probates/Wills and Trusts - Lev	2015	-	1	-	-	-	-	-	-	-	-	-	-	1			1
Probates/Wills and Trusts - Level 2	2015	1	-	2	1	1	-	1	4	-	2	2	1	15			15
	2016	1	1	4	2	2	-	3	4	-	-	1	3	21	40.0%	▲	21
Uncontested Divorce	2015	6	4	10	9	8	7	5	6	6	7	6	9	83			83
	2016	6	7	5	19	9	4	4	4	7	6	7	5	83	0.0%	↔	83

Court: Wise Circuit

Start/End Date: Jan-15 / Dec-16

2015 Average Month: 383

Jan-Dec 2015: 4,600

Filings Trending: ▼

Circuit/Court ID: 30

230195

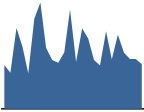
Type of Case: Filings

2016 Average Month:346

Jan-Dec 2016 : 4,149

Overall AVG. Month: 365

Monthly Summary




Jan 15-Dec 16

Totals

	2015	2016
Civil	795	711
Criminal	2,892	2,531
Other	913	907
Total	4,600	4,149

Jan --- Dec Filings



20152016

Jan --- Dec Filings

	2015	2016	% Change	Trending
Civil	795	711	-10.6%	▼
Criminal	2,892	2,531	-12.5%	▼
Other	913	907	-0.7%	▼
Total	4,600	4,149	-9.8%	▼

	Jan	Feb	Mar	Apr	May	Jun	Jul	Aug	Sep	Oct	Nov	Dec	Thru Dec	% Change	Trending	Total
2015	262	217	485	372	213	540	638	366	294	276	340	597	4,600			4,600
2016	282	484	422	293	260	465	296	444	337	298	299	269	4,149	-9.8%	▼	4,149

		Jan	Feb	Mar	Apr	May	Jun	Jul	Aug	Sep	Oct	Nov	Dec	Thru Dec	% Change	Trending	Total
Administrative Law	2015	-	-	1	-	1	-	-	-	1	-	2	2	7			7
	2016	1	-	-	-	-	-	-	1	1	3	1	-	7	0.0%	↔	7
Capital Murder	2015	-	-	-	-	-	-	-	1	1	-	-	-	2			2
	2016	-	-	-	-	4	-	-	-	-	-	-	-	4	100.0%	▲	4
Contested Divorce	2015	7	4	9	12	8	5	5	9	7	4	6	6	82			82
	2016	5	7	12	10	6	6	10	4	7	4	6	5	82	0.0%	↔	82
Domestic and Family - Level 1	2015	6	4	2	5	7	6	2	6	1	8	3	8	58			58
	2016	1	-	-	-	-	-	2	-	2	-	-	3	8	-86.2%	▼	8
Domestic and Family - Level 2	2015	4	2	6	1	7	3	4	3	7	4	3	2	46			46
	2016	2	3	6	3	7	6	12	3	6	3	4	1	56	21.7%	▲	56
General Civil - Level 1	2015	4	-	-	-	2	1	1	-	1	1	1	1	12			12
	2016	1	1	-	2	3	2	-	-	1	-	3	1	14	16.7%	▲	14
General Civil - Level 2	2015	13	3	13	6	11	11	17	9	16	12	8	10	129			129
	2016	4	11	14	9	7	10	6	10	10	9	1	12	103	-20.2%	▼	103
General Civil - Level 3	2015	2	5	4	1	3	4	6	4	5	3	6	8	51			51
	2016	4	1	3	6	5	2	4	3	10	6	3	6	53	3.9%	▲	53
Miscellaneous	2015	91	70	132	101	53	82	45	92	79	92	82	135	1,054			1,054
	2016	85	119	114	85	66	63	107	107	94	80	86	62	1,068	1.3%	▲	1,068
Misdemeanor	2015	48	30	81	71	36	138	66	79	52	38	73	145	857			857
	2016	42	51	81	32	34	31	36	74	40	51	43	44	559	-34.8%	▼	559
Non-Capital Felonies and Related Matters	2015	57	56	213	146	57	245	453	125	97	92	130	264	1,935			1,935
	2016	101	250	158	120	113	313	83	215	135	112	122	116	1,838	-5.0%	▼	1,838
Other	2015	3	2	-	3	3	4	3	10	2	4	1	1	36			36
	2016	5	4	2	2	1	3	1	-	3	1	3	2	27	-25.0%	▼	27
Other Criminally Related Matters	2015	4	18	6	10	9	16	9	10	11	-	6	4	103			103
	2016	11	12	14	10	6	9	17	15	7	10	11	10	132	28.2%	▲	132
Probates/Wills and Trusts - Lev	2016	1	-	-	-	-	-	-	-	-	-	-	-	1			1
Probates/Wills and Trusts - Level 2	2015	1	4	1	1	-	3	2	2	2	1	1	3	21			21
	2016	5	5	5	2	1	4	1	1	4	3	3	-	34	61.9%	▲	34
Uncontested Divorce	2015	22	19	17	15	16	22	25	16	12	17	18	8	207			207
	2016	14	20	13	12	7	16	17	11	17	16	13	7	163	-21.3%	▼	163

Court: Prince William Circuit

Start/End Date: Jan-15 / Dec-16

2015 Average Month: 1,456

Jan-Dec 2015: 17,469

Filings Trending: ▲

Circuit/Court ID: 31

231153

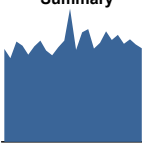
Type of Case: Filings

2016 Average Month: 1,523

Jan-Dec 2016 : 18,277

Overall AVG. Month: 1,489

Monthly Summary

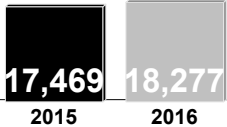


Jan 15-Dec 16

Totals

	2015	2016
Civil	5,212	4,908
Criminal	5,521	5,647
Other	6,736	7,722
Total	17,469	18,277

Jan --- Dec Filings



20152016

Jan --- Dec Filings

	2015	2016	% Change	Trending
Civil	5,212	4,908	-5.8%	▼
Criminal	5,521	5,647	2.3%	▲
Other	6,736	7,722	14.6%	▲
Total	17,469	18,277	4.6%	▲

	Jan	Feb	Mar	Apr	May	Jun	Jul	Aug	Sep	Oct	Nov	Dec	Thru Dec	% Change	Trending	Total
2015	1,393	1,258	1,505	1,443	1,307	1,435	1,521	1,371	1,298	1,420	1,519	1,999	17,469			17,469
2016	1,381	1,644	1,694	1,398	1,487	1,659	1,527	1,608	1,472	1,541	1,460	1,406	18,277	4.6%	▲	18,277

		Jan	Feb	Mar	Apr	May	Jun	Jul	Aug	Sep	Oct	Nov	Dec	Thru Dec	% Change	Trending	Total
Administrative Law	2015	3	1	1	-	-	-	-	-	-	-	2	-	7			7
	2016	3	-	-	4	2	3	-	1	9	6	1	-	29	314.3%	▲	29
Capital Murder	2015	-	-	-	5	-	-	-	-	-	-	-	-	5			5
	2016	-	-	-	-	-	-	-	-	-	-	-	-	-			-
Contested Divorce	2015	31	45	38	38	42	29	36	42	22	32	36	29	420			420
	2016	23	37	27	30	35	39	36	37	45	28	19	21	377	-10.2%	▼	377
Domestic and Family - Level 1	2015	13	23	15	28	20	17	19	16	15	20	26	22	234			234
	2016	3	2	10	13	10	15	9	13	14	7	10	4	110	-53.0%	▼	110
Domestic and Family - Level 2	2015	44	29	28	12	7	15	9	42	14	28	10	13	251			251
	2016	7	11	20	7	15	24	13	20	17	10	15	9	168	-33.1%	▼	168
General Civil - Level 1	2015	5	-	-	4	8	2	1	3	3	2	2	1	31			31
	2016	3	4	5	2	2	7	4	3	6	4	2	3	45	45.2%	▲	45
General Civil - Level 2	2015	72	65	70	97	73	91	90	63	63	64	49	69	866			866
	2016	55	86	67	62	80	90	77	93	78	70	68	81	907	4.7%	▲	907
General Civil - Level 3	2015	21	30	34	28	27	28	34	26	41	28	27	34	358			358
	2016	24	25	25	21	51	21	19	21	19	25	33	27	311	-13.1%	▼	311
Miscellaneous	2015	576	528	658	625	475	551	616	573	574	583	651	1,176	7,586			7,586
	2016	734	800	887	653	592	728	684	710	638	693	740	692	8,551	12.7%	▲	8,551
Misdemeanor	2015	109	83	98	67	106	92	141	131	114	126	152	127	1,346			1,346
	2016	121	96	103	72	119	134	104	105	95	130	96	74	1,249	-7.2%	▼	1,249
Non-Capital Felonies and Related Matters	2015	286	238	300	280	217	274	296	258	242	319	350	254	3,314			3,314
	2016	197	307	306	309	318	270	267	315	287	332	226	263	3,397	2.5%	▲	3,397
Other	2015	74	72	90	67	144	151	86	64	53	69	54	93	1,017			1,017
	2016	67	103	70	73	101	134	102	83	52	75	80	86	1,026	0.9%	▲	1,026
Other Criminally Related Matters	2015	81	38	53	64	93	78	93	55	72	57	79	105	868			868
	2016	76	84	70	46	81	102	111	102	111	69	89	64	1,005	15.8%	▲	1,005
Probates/Wills and Trusts - Level 1	2015	1	1	1	3	1	-	1	1	2	1	-	1	13			13
	2016	-	-	-	1	-	1	2	-	-	2	1	2	9	-30.8%	▼	9
Probates/Wills and Trusts - Level 2	2015	8	14	13	8	8	10	13	6	8	10	6	6	110			110
	2016	8	8	13	15	5	11	8	9	10	9	7	9	112	1.8%	▲	112
Protective Orders	2015	1	4	3	1	1	3	-	1	1	1	5	5	26			26
Uncontested Divorce	2015	68	87	103	121	85	94	86	90	74	80	70	64	1,022			1,022
	2016	60	81	91	85	76	80	91	96	91	81	73	71	976	-4.5%	▼	976