

Court: Chesapeake Circuit

Start/End Date: Jan-15 / Aug-16

2015 Average Month: 1,120

Jan-Aug 2015: 8,494

Filings Trending: ▲

Circuit/Court ID: 1 201550


Type of Case: Filings

2016 Average Month:1,388

Jan-Aug 2016 : 11,106

Overall AVG. Month: 1,227

Monthly Summary

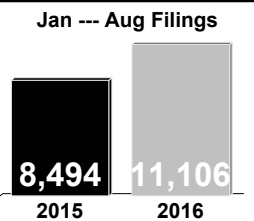


Jan 15-Aug 16

Totals

	2015	2016
Civil	3,297	2,465
Criminal	5,733	4,759
Other	4,413	3,882
Total	13,443	11,106

Jan --- Aug Filings



8,494 2015 11,106 2016

Jan --- Aug Filings

	2015	2016	% Change	Trending
Civil	2,177	2,465	13.2%	▲
Criminal	3,719	4,759	28.0%	▲
Other	2,598	3,882	49.4%	▲
Total	8,494	11,106	30.8%	▲

	Jan	Feb	Mar	Apr	May	Jun	Jul	Aug	Sep	Oct	Nov	Dec	Thru Aug	% Change	Trending	Total
2015	1,019	845	1,028	1,194	1,033	1,016	1,371	988	1,077	1,256	1,099	1,517	8,494			13,443
2016	1,274	1,452	1,592	1,519	1,231	1,272	1,402	1,364	-	-	-	-	11,106	30.8%	▲	11,106

		Jan	Feb	Mar	Apr	May	Jun	Jul	Aug	Sep	Oct	Nov	Dec	Thru Aug	% Change	Trending	Total
Administrative Law	2015	1	1	-	2	4	1	5	4	3	1	-	-	18			22
	2016	3	2	4	3	1	2	-	5	-	-	-	-	20	11.1%	▲	20
Capital Murder	2015	-	-	-	-	-	1	-	-	-	-	-	-	1			1
	2016	14	19	20	25	34	27	19	15	15	23	27	19	173			257
Contested Divorce	2015	32	28	31	32	30	28	25	22	-	-	-	-	228	31.8%	▲	228
	2016	10	16	13	33	10	19	21	17	18	15	23	18	139			213
Domestic and Family - Level 1	2015	9	20	30	27	19	21	23	61	-	-	-	-	210	51.1%	▲	210
	2016	3	12	11	9	5	6	7	4	9	5	5	9	57			85
Domestic and Family - Level 2	2015	5	7	10	14	6	8	4	8	-	-	-	-	62	8.8%	▲	62
	2016	1	5	2	6	3	1	6	3	5	4	5	-	27			41
General Civil - Level 1	2015	3	4	5	3	7	2	1	5	-	-	-	-	30	11.1%	▲	30
	2016	31	55	32	64	31	39	67	39	37	51	37	31	358			514
General Civil - Level 2	2015	50	41	33	21	57	24	31	56	-	-	-	-	313	-12.6%	▼	313
	2016	3	12	16	26	14	15	28	3	11	29	12	21	117			190
General Civil - Level 3	2015	19	10	13	16	23	14	14	35	-	-	-	-	144	23.1%	▲	144
	2016	406	321	381	343	312	296	462	305	344	338	387	676	2,826			4,571
Miscellaneous	2015	561	583	490	404	335	395	432	436	-	-	-	-	3,636	28.7%	▲	3,636
	2016	100	82	104	135	124	105	131	122	114	122	123	154	903			1,416
Misdemeanor	2015	83	142	142	146	109	129	120	148	-	-	-	-	1,019	12.8%	▲	1,019
	2016	315	183	258	408	347	334	331	287	306	393	257	297	2,463			3,716
Non-Capital Felonies and Related Matters	2015	291	358	554	529	385	438	493	354	-	-	-	-	3,402	38.1%	▲	3,402
	2016	62	35	72	56	50	58	148	87	90	168	109	123	568			1,058
Other	2015	121	129	139	209	132	104	153	122	-	-	-	-	1,109	95.2%	▲	1,109
	2016	31	50	42	39	37	51	74	42	57	49	53	94	366			619
Other Criminally Related Matters	2015	28	45	59	44	47	46	54	27	-	-	-	-	350	-4.4%	▼	350
	2016	2	1	1	-	-	2	-	-	1	2	-	1	6			10
Probates/Wills and Trusts - Level 1	2015	-	-	2	-	-	-	2	2	-	-	-	-	6	0.0%	↔	6
	2016	8	3	10	2	5	4	7	11	4	9	5	3	50			71
Probates/Wills and Trusts - Level 2	2015	6	7	8	7	11	7	6	4	-	-	-	-	56	12.0%	▲	56
	2016	32	50	66	46	57	57	65	49	63	47	56	71	422			659
Uncontested Divorce	2015	63	76	72	64	69	54	44	79	-	-	-	-	521	23.5%	▲	521
	2016																

Court: Accomack Circuit

Start/End Date: Jan-15 / Aug-16

2015 Average Month: 111

Jan-Aug 2015: 802

Filings Trending: ▲

Circuit/Court ID: 2 202001


Type of Case: Filings

2016 Average Month:133

Jan-Aug 2016 : 1,060

Overall AVG. Month: 119

Monthly Summary




Jan 15-Aug 16

Totals

	2015	2016
Civil	396	261
Criminal	431	343
Other	501	456
Total	1,328	1,060

Jan --- Aug Filings



802 2015 1,060 2016

Jan --- Aug Filings

	2015	2016	% Change	Trending
Civil	276	261	-5.4%	▼
Criminal	265	343	29.4%	▲
Other	261	456	74.7%	▲
Total	802	1,060	32.2%	▲

	Jan	Feb	Mar	Apr	May	Jun	Jul	Aug	Sep	Oct	Nov	Dec	Thru Aug	% Change	Trending	Total
2015	102	86	109	140	87	96	84	98	100	154	90	182	802			1,328
2016	149	189	105	133	118	136	86	144	-	-	-	-	1,060	32.2%	▲	1,060

		Jan	Feb	Mar	Apr	May	Jun	Jul	Aug	Sep	Oct	Nov	Dec	Thru Aug	% Change	Trending	Total
Administrative Law	2015	-	-	-	-	-	-	-	-	-	2	2	-	0			4
	2016	-	2	-	1	-	1	1	1	-	-	-	-	6	0.0%	↔	6
Capital Murder	2015	-	1	-	-	-	-	-	-	-	-	-	-	1			1
	2016	-	1	-	-	-	-	-	-	-	-	-	-	1			1
Contested Divorce	2015	4	3	2	2	1	3	1	2	3	6	3	1	18			31
	2016	4	1	-	4	4	4	2	-	-	-	-	-	19	5.6%	▲	19
Domestic and Family - Level 1	2015	-	2	-	2	2	-	2	-	1	4	2	-	8			15
	2016	3	3	4	1	-	3	-	1	-	-	-	-	15	87.5%	▲	15
Domestic and Family - Level 2	2015	2	-	-	-	-	2	4	1	-	-	-	-	9			9
	2016	-	-	-	2	-	1	-	2	-	-	-	-	5	-44.4%	▼	5
General Civil - Level 1	2015	3	2	-	1	1	-	1	-	-	-	-	-	8			8
	2016	-	-	-	1	-	-	3	1	-	-	-	-	5	-37.5%	▼	5
General Civil - Level 2	2015	14	2	2	7	10	10	3	15	7	5	6	2	63			83
	2016	4	3	2	4	4	4	3	14	-	-	-	-	38	-39.7%	▼	38
General Civil - Level 3	2015	9	3	3	4	7	5	2	4	7	3	2	1	37			50
	2016	3	1	2	2	2	3	2	8	-	-	-	-	23	-37.8%	▼	23
Miscellaneous	2015	44	26	64	47	44	27	39	29	45	68	55	100	320			588
	2016	101	106	74	58	58	43	37	53	-	-	-	-	530	65.6%	▲	530
Misdemeanor	2015	2	3	8	4	4	8	10	9	4	12	5	8	48			77
	2016	9	6	4	14	12	13	13	12	-	-	-	-	83	72.9%	▲	83
Non-Capital Felonies and Related Matters	2015	9	39	12	65	10	31	11	26	20	47	6	62	203			338
	2016	8	56	8	38	21	49	9	43	-	-	-	-	232	14.3%	▲	232
Other	2015	1	1	1	1	1	2	2	3	2	2	2	3	12			21
	2016	6	2	1	1	4	1	1	-	-	-	-	-	16	33.3%	▲	16
Other Criminally Related Matters	2015	4	-	6	2	-	2	-	-	-	2	3	1	14			20
	2016	5	1	4	1	-	6	6	5	-	-	-	-	28	100.0%	▲	28
Probates/Wills and Trusts - Lev	2016	-	-	1	-	-	-	-	-	-	-	-	-	1			1
Probates/Wills and Trusts - Level 2	2015	-	-	1	-	-	-	-	3	-	-	-	-	4			4
	2016	-	-	1	-	-	-	1	-	-	-	-	-	2	-50.0%	▼	2
Protective Orders	2015	-	-	-	-	-	-	1	-	-	-	-	-	1			1
	2016	-	-	-	-	-	-	-	1	-	-	-	-	1	0.0%	↔	1
Uncontested Divorce	2015	10	5	10	5	7	6	8	6	11	3	4	4	57			79
	2016	6	7	4	6	13	8	8	3	-	-	-	-	55	-3.5%	▼	55

Court: Northampton Circuit

Start/End Date: Jan-15 / Aug-16

2015 Average Month: 74

Jan-Aug 2015: 515

Filings Trending: ▲

Circuit/Court ID: 2 202131


Type of Case: Filings

2016 Average Month:91

Jan-Aug 2016 : 725

Overall AVG. Month: 81

Monthly Summary



Jan 15-Aug 16

Totals

	2015	2016
Civil	173	93
Criminal	532	504
Other	184	128
Total	889	725

Jan --- Aug Filings

515

2015

725

2016

Jan --- Aug Filings

	2015	2016	% Change	Trending
Civil	123	93	-24.4%	▼
Criminal	293	504	72.0%	▲
Other	99	128	29.3%	▲
Total	515	725	40.8%	▲

	Jan	Feb	Mar	Apr	May	Jun	Jul	Aug	Sep	Oct	Nov	Dec	Thru Aug	% Change	Trending	Total
2015	55	46	70	46	58	83	82	75	60	123	108	83	515			889
2016	107	90	179	53	93	54	79	70	-	-	-	-	725	40.8%	▲	725

		Jan	Feb	Mar	Apr	May	Jun	Jul	Aug	Sep	Oct	Nov	Dec	Thru Aug	% Change	Trending	Total
Administrative Law	2015	-	-	-	-	1	-	-	-	-	-	-	-	1			1
	2016	-	-	-	-	-	-	-	1	-	-	-	-	1	0.0%	↔	1
Contested Divorce	2015	-	-	3	2	-	-	2	4	1	2	1	-	11			15
	2016	1	3	3	2	1	1	1	-	-	-	-	-	12	9.1%	▲	12
Domestic and Family - Level 1	2015	-	-	-	1	3	-	2	-	-	-	3	1	6			10
	2016	-	-	2	3	1	1	-	3	-	-	-	-	10	66.7%	▲	10
Domestic and Family - Level 2	2015	-	1	1	-	-	1	-	-	-	-	-	-	3			3
	2016	-	-	-	-	1	-	-	-	-	-	-	-	1	-66.7%	▼	1
General Civil - Level 1	2015	-	-	-	-	-	-	-	-	-	1	-	1	0			2
General Civil - Level 2	2015	2	1	4	3	1	3	4	2	3	-	1	1	20	0.0%	↔	25
	2016	-	-	2	2	4	1	4	2	-	-	-	-	15	-25.0%	▼	15
General Civil - Level 3	2015	9	1	-	2	5	9	6	7	2	6	3	2	39			52
	2016	2	5	-	3	3	1	6	1	-	-	-	-	21	-46.2%	▼	21
Miscellaneous	2015	13	20	20	8	14	12	16	20	16	23	30	29	123			221
	2016	24	29	28	15	15	9	11	13	-	-	-	-	144	17.1%	▲	144
Misdemeanor	2015	15	8	15	10	14	20	27	26	23	55	33	14	135			260
	2016	21	26	11	10	36	24	13	21	-	-	-	-	162	20.0%	▲	162
Non-Capital Felonies and Related Matters	2015	7	6	21	8	12	19	20	7	10	30	28	29	100			197
	2016	52	23	123	12	19	12	24	25	-	-	-	-	290	190.0%	▲	290
Other	2016	-	-	-	-	-	1	-	-	-	-	-	-	1			1
Other Criminally Related Matters	2015	7	6	4	6	7	17	3	8	4	5	7	1	58			75
	2016	3	3	6	5	11	4	18	2	-	-	-	-	52	-10.3%	▼	52
Probates/Wills and Trusts - Level 2	2015	1	2	1	3	1	-	-	-	-	-	-	1	8			9
	2016	1	-	1	1	-	-	-	-	-	-	-	-	3	-62.5%	▼	3
Uncontested Divorce	2015	1	1	1	3	-	2	2	1	1	1	2	4	11			19
	2016	3	1	3	-	2	-	2	2	-	-	-	-	13	18.2%	▲	13

Court: Virginia Beach Circuit

Start/End Date: Jan-15 / Aug-16

2015 Average Month: 1,231

Jan-Aug 2015: 9,917

Filings Trending: ↔

Circuit/Court ID: 2 202810

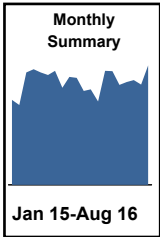
Type of Case: Filings

2016 Average Month:1,259

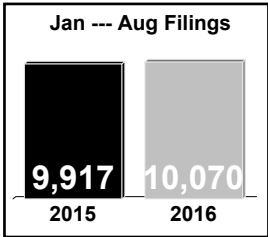
Jan-Aug 2016 : 10,070

Overall AVG. Month: 1,242

Virginia Beach - Back on CMS - October 2014



Totals		
	2015	2016
Civil	5,970	4,246
Criminal	8,253	5,293
Other	548	531
Total	14,771	10,070



Jan --- Aug Filings				
	2015	2016	% Change	Trending
Civil	3,999	4,246	6.2%	▲
Criminal	5,571	5,293	-5.0%	▼
Other	347	531	53.0%	▲
Total	9,917	10,070	1.5%	▲

	Jan	Feb	Mar	Apr	May	Jun	Jul	Aug	Sep	Oct	Nov	Dec	Thru Aug	% Change	Trending	Total
2015	1,018	959	1,349	1,387	1,349	1,321	1,368	1,166	1,298	1,283	1,127	1,146	9,917			14,771
2016	1,000	1,368	1,367	1,201	1,236	1,259	1,203	1,436	-	-	-	-	10,070	1.5%	▲	10,070

		Jan	Feb	Mar	Apr	May	Jun	Jul	Aug	Sep	Oct	Nov	Dec	Thru Aug	% Change	Trending	Total
Administrative Law	2015	1	2	3	2	1	-	-	-	1	2	-	2	9			14
	2016	1	1	1	1	-	1	-	2	-	-	-	-	7	-22.2%	▼	7
Capital Murder	2015	-	1	-	-	2	-	-	-	1	-	-	2	3			6
	2016	18	22	45	40	33	29	36	22	26	28	30	27	245			356
Contested Divorce	2015	33	34	44	31	25	25	26	36	-	-	-	-	254	3.7%	▲	254
	2016	20	36	26	50	40	59	58	63	53	53	46	52	352			556
Domestic and Family - Level 1	2015	45	36	48	48	54	56	47	68	-	-	-	-	402	14.2%	▲	402
	2016	5	15	16	10	8	19	8	10	14	15	10	18	91			148
Domestic and Family - Level 2	2015	10	14	21	21	13	18	17	12	-	-	-	-	126	38.5%	▲	126
	2016	2	2	2	3	5	5	1	10	3	2	3	2	30			40
General Civil - Level 1	2015	1	5	3	3	1	7	6	3	-	-	-	-	29	-3.3%	▼	29
	2016	63	52	86	60	59	66	69	60	80	88	70	49	515			802
General Civil - Level 2	2015	60	55	72	55	87	66	59	78	-	-	-	-	532	3.3%	▲	532
	2016	23	18	41	85	76	102	90	111	68	96	94	60	546			864
General Civil - Level 3	2015	97	90	85	74	79	89	81	118	-	-	-	-	713	30.6%	▲	713
	2016	112	123	205	189	139	169	237	187	204	184	122	158	1,361			2,029
Miscellaneous	2015	139	186	190	200	147	171	190	204	-	-	-	-	1,427	4.8%	▲	1,427
	2016	161	148	196	260	253	215	267	194	212	260	229	225	1,694			2,620
Misdemeanor	2015	155	230	270	200	215	247	257	256	-	-	-	-	1,830	8.0%	▲	1,830
	2016	339	315	405	474	500	408	392	323	443	378	333	359	3,156			4,669
Non-Capital Felonies and Related Matters	2015	285	477	366	354	375	349	279	373	-	-	-	-	2,858	-9.4%	▼	2,858
	2016	57	55	69	56	62	57	49	52	61	45	55	52	457			670
Other	2015	58	75	85	56	100	63	61	51	-	-	-	-	549	20.1%	▲	549
	2016	134	112	141	67	75	80	76	43	56	62	59	71	728			976
Other Criminally Related Matters	2015	42	56	78	72	54	77	100	140	-	-	-	-	619	-15.0%	▼	619
	2016	-	1	2	1	1	-	1	1	-	-	1	2	7			10
Probates/Wills and Trusts - Level 1	2015	-	-	1	3	-	-	1	-	-	-	-	-	5	-28.6%	▼	5
	2016	10	5	8	8	8	17	10	10	12	9	10	6	76			113
Probates/Wills and Trusts - Level 2	2015	16	21	15	7	19	13	7	14	-	-	-	-	112	47.4%	▲	112
	2016	-	-	-	-	1	-	-	-	-	1	-	-	1			2
Protective Orders	2015	-	-	1	2	-	-	-	-	-	-	-	-	3	200.0%	▲	3
	2016	73	52	104	82	86	95	74	80	64	60	65	61	646			896
Uncontested Divorce	2015	58	88	87	74	67	77	72	81	-	-	-	-	604	-6.5%	▼	604
	2016																

Court: Portsmouth Circuit

Start/End Date: Jan-15 / Aug-16

2015 Average Month: 800

Jan-Aug 2015: 6,494

Filings Trending: ▼

Circuit/Court ID: 3 203740


Type of Case: Filings

2016 Average Month:769

Jan-Aug 2016 : 6,154

Overall AVG. Month: 788

Monthly Summary



Jan 15-Aug 16

Totals

	2015	2016
Civil	3,746	2,019
Criminal	4,315	2,749
Other	1,543	1,386
Total	9,604	6,154

Jan --- Aug Filings

6,494

2015

6,154

2016

Jan --- Aug Filings

	2015	2016	% Change	Trending
Civil	2,725	2,019	-25.9%	▼
Criminal	2,756	2,749	-	↔
Other	1,013	1,386	36.8%	▲
Total	6,494	6,154	-5.2%	▼

	Jan	Feb	Mar	Apr	May	Jun	Jul	Aug	Sep	Oct	Nov	Dec	Thru Aug	% Change	Trending	Total
2015	671	670	937	960	895	837	774	750	781	728	698	903	6,494			9,604
2016	721	786	867	710	776	727	753	814	-	-	-	-	6,154	-5.2%	▼	6,154

		Jan	Feb	Mar	Apr	May	Jun	Jul	Aug	Sep	Oct	Nov	Dec	Thru Aug	% Change	Trending	Total
Administrative Law	2015	-	2	2	-	3	-	1	-	1	-	1	-	8			10
	2016	-	-	-	-	-	1	2	1	-	-	-	-	4	-50.0%	▼	4
Contested Divorce	2015	4	10	17	11	10	13	11	9	7	11	8	10	85			121
	2016	7	11	18	8	10	9	7	8	-	-	-	-	78	-8.2%	▼	78
Domestic and Family - Level 1	2015	14	17	10	5	7	5	10	12	7	6	10	7	80			110
	2016	1	11	10	6	11	10	5	17	-	-	-	-	71	-11.3%	▼	71
Domestic and Family - Level 2	2015	3	2	7	-	5	7	6	4	5	4	3	2	34			48
	2016	1	-	4	6	1	2	3	5	-	-	-	-	22	-35.3%	▼	22
General Civil - Level 1	2015	1	1	2	2	-	1	-	1	4	-	1	2	8			15
	2016	2	2	2	1	-	2	3	2	-	-	-	-	14	75.0%	▲	14
General Civil - Level 2	2015	20	27	30	22	19	30	28	21	20	23	14	29	197			283
	2016	13	24	18	22	17	17	15	19	-	-	-	-	145	-26.4%	▼	145
General Civil - Level 3	2015	118	107	133	215	170	206	97	154	91	78	91	77	1,200			1,537
	2016	45	67	106	81	94	97	120	70	-	-	-	-	680	-43.3%	▼	680
Miscellaneous	2015	217	165	214	216	179	168	193	199	198	162	176	222	1,551			2,309
	2016	225	203	226	192	185	200	163	259	-	-	-	-	1,653	6.6%	▲	1,653
Misdemeanor	2015	65	97	161	121	167	86	127	92	97	98	105	124	916			1,340
	2016	86	96	106	63	94	75	94	102	-	-	-	-	716	-21.8%	▼	716
Non-Capital Felonies and Related Matters	2015	151	136	246	225	208	201	212	166	222	252	189	318	1,545			2,526
	2016	239	255	230	186	250	188	239	214	-	-	-	-	1,801	16.6%	▲	1,801
Other	2015	35	35	38	63	49	38	30	31	63	35	28	40	319			485
	2016	52	55	71	72	65	57	53	56	-	-	-	-	481	50.8%	▲	481
Other Criminally Related Matters	2015	15	44	48	42	43	51	27	34	44	29	39	51	304			467
	2016	30	33	38	36	21	25	33	25	-	-	-	-	241	-20.7%	▼	241
Probates/Wills and Trusts - Level 1	2015	-	-	-	-	-	-	-	-	-	-	1	-	0			1
	2016	1	-	-	-	-	-	-	-	-	-	-	-	1	0.0%	↔	1
Probates/Wills and Trusts - Level 2	2015	6	3	4	5	4	3	4	3	2	4	5	5	32			48
	2016	5	6	3	7	1	7	1	6	-	-	-	-	36	12.5%	▲	36
Protective Orders	2015	-	5	2	1	3	-	2	3	2	4	2	-	16			24
	2016	-	-	4	3	2	2	-	3	-	-	-	-	14	-12.5%	▼	14
Uncontested Divorce	2015	22	19	23	32	28	28	26	21	18	22	25	16	199			280
	2016	14	23	31	27	25	35	15	27	-	-	-	-	197	-1.0%	▼	197

Court: Norfolk Circuit

Start/End Date: Jan-15 / Aug-16

2015 Average Month: 1,886

Jan-Aug 2015: 14,965

Filings Trending: ▲

Circuit/Court ID: 4 204710


Type of Case: Filings

2016 Average Month:2,091

Jan-Aug 2016 : 16,731

Overall AVG. Month: 1,968

Monthly Summary




Jan 15-Aug 16

Totals

	2015	2016
Civil	12,024	8,357
Criminal	7,368	5,369
Other	3,236	3,005
Total	22,628	16,731

Jan --- Aug Filings



20152016

Jan --- Aug Filings

	2015	2016	% Change	Trending
Civil	8,096	8,357	3.2%	▲
Criminal	4,805	5,369	11.7%	▲
Other	2,064	3,005	45.6%	▲
Total	14,965	16,731	11.8%	▲

	Jan	Feb	Mar	Apr	May	Jun	Jul	Aug	Sep	Oct	Nov	Dec	Thru Aug	% Change	Trending	Total
2015	1,897	1,342	2,255	2,017	1,923	1,868	1,844	1,819	1,920	1,814	1,844	2,085	14,965			22,628
2016	1,880	2,212	2,376	2,013	2,182	1,974	2,041	2,053	-	-	-	-	16,731	11.8%	▲	16,731

		Jan	Feb	Mar	Apr	May	Jun	Jul	Aug	Sep	Oct	Nov	Dec	Thru Aug	% Change	Trending	Total
Administrative Law	2015	-	-	-	-	-	1	-	1	-	2	1	-	2			5
	2016	2	1	-	2	1	1	-	2	-	-	-	-	9	350.0%	▲	9
Capital Murder	2015	1	-	-	2	-	-	-	-	-	-	-	-	3			3
	2016	73	84	113	119	100	89	100	101	75	101	83	86	779			1,124
Contested Divorce	2015	103	111	117	99	108	107	93	112	-	-	-	-	850	9.1%	▲	850
	2016	17	21	20	13	17	23	38	17	15	24	19	23	166			247
Domestic and Family - Level 1	2015	22	42	47	28	48	28	31	24	-	-	-	-	270	62.7%	▲	270
	2016	24	9	10	37	28	14	18	26	23	14	25	20	166			248
Domestic and Family - Level 2	2015	24	26	20	18	41	18	7	20	-	-	-	-	174	4.8%	▲	174
	2016	5	3	2	6	7	3	7	2	6	4	5	3	35			53
General Civil - Level 1	2015	4	4	3	3	8	6	4	3	-	-	-	-	35	0.0%	↔	35
	2016	52	68	56	46	47	73	62	46	48	43	46	29	450			616
General Civil - Level 2	2015	44	66	49	58	44	45	45	44	-	-	-	-	395	-12.2%	▼	395
	2016	38	26	56	34	35	39	42	50	60	49	37	39	320			505
General Civil - Level 3	2015	39	43	45	35	61	59	53	55	-	-	-	-	390	21.9%	▲	390
	2016	831	439	955	692	708	632	545	749	670	638	752	894	5,551			8,505
Miscellaneous	2015	668	735	874	639	759	628	714	820	-	-	-	-	5,837	5.2%	▲	5,837
	2016	140	84	121	134	136	146	137	93	145	105	129	142	991			1,512
Misdemeanor	2015	120	123	187	137	124	128	151	137	-	-	-	-	1,107	11.7%	▲	1,107
	2016	340	278	426	476	436	398	458	356	449	423	393	461	3,168			4,894
Non-Capital Felonies and Related Matters	2015	431	422	487	432	505	461	447	398	-	-	-	-	3,583	13.1%	▲	3,583
	2016	79	77	85	90	80	108	83	91	82	105	78	109	693			1,067
Other	2015	118	267	139	151	133	134	128	147	-	-	-	-	1,217	75.6%	▲	1,217
	2016	93	57	71	107	78	100	95	81	103	84	61	87	682			1,017
Other Criminally Related Matters	2015	75	87	97	92	90	114	97	66	-	-	-	-	718	5.3%	▲	718
	2016	-	-	-	2	-	-	1	2	-	-	-	-	5			5
Probates/Wills and Trusts - Level 1	2015	-	1	1	-	-	-	-	-	-	-	-	-	2	-60.0%	▼	2
	2016	12	3	19	19	17	14	14	9	11	12	18	17	107			165
Probates/Wills and Trusts - Level 2	2015	14	17	16	18	8	10	11	14	-	-	-	-	108	0.9%	▲	108
	2016	-	1	3	-	3	3	2	1	-	-	2	3	13			18
Protective Orders	2015	1	1	-	-	-	-	-	-	-	-	-	-	2	-84.6%	▼	2
	2016	193	192	318	242	231	225	242	194	233	210	195	172	1,837			2,647
Uncontested Divorce	2015	214	266	294	299	252	235	260	211	-	-	-	-	2,031	10.6%	▲	2,031
	2016																

Court: Isle of Wight Circuit

Start/End Date: Jan-15 / Aug-16

2015 Average Month: 143

Jan-Aug 2015: 1,123

Filings Trending: ▲

Circuit/Court ID: 5 205093


Type of Case: Filings

2016 Average Month:163

Jan-Aug 2016 : 1,300

Overall AVG. Month: 151

Monthly Summary



Jan 15-Aug 16

Totals

	2015	2016
Civil	393	286
Criminal	521	457
Other	797	557
Total	1,711	1,300

Jan --- Aug Filings

1,123

2015

1,300

2016

Jan --- Aug Filings

	2015	2016	% Change	Trending
Civil	278	286	2.9%	▲
Criminal	355	457	28.7%	▲
Other	490	557	13.7%	▲
Total	1,123	1,300	15.8%	▲

	Jan	Feb	Mar	Apr	May	Jun	Jul	Aug	Sep	Oct	Nov	Dec	Thru Aug	% Change	Trending	Total
2015	153	116	170	110	137	125	187	125	140	123	145	180	1,123			1,711
2016	237	207	172	172	99	157	142	114	-	-	-	-	1,300	15.8%	▲	1,300

		Jan	Feb	Mar	Apr	May	Jun	Jul	Aug	Sep	Oct	Nov	Dec	Thru Aug	% Change	Trending	Total
Administrative Law	2015	-	-	-	-	1	-	-	-	-	-	-	-	1			1
	2016	-	-	3	-	-	-	-	1	-	-	-	-	4	300.0%	▲	4
Contested Divorce	2015	-	2	2	2	3	7	2	1	2	4	2	3	19			30
	2016	5	2	4	2	2	5	4	2	-	-	-	-	26	36.8%	▲	26
Domestic and Family - Level 1	2015	4	-	-	1	3	6	3	3	3	5	1	2	20			31
	2016	-	9	5	4	-	2	-	1	-	-	-	-	21	5.0%	▲	21
Domestic and Family - Level 2	2015	1	1	1	-	1	-	4	2	-	4	-	1	10			15
	2016	1	2	1	1	1	1	2	3	-	-	-	-	12	20.0%	▲	12
General Civil - Level 1	2015	-	-	1	-	1	-	-	-	-	-	-	-	2			2
	2016	-	-	-	-	-	-	-	1	-	-	-	-	1	-50.0%	▼	1
General Civil - Level 2	2015	7	3	2	2	6	5	5	12	1	3	9	5	42			60
	2016	5	4	4	2	6	3	2	9	-	-	-	-	35	-16.7%	▼	35
General Civil - Level 3	2015	2	6	2	3	3	2	2	3	2	5	2	2	23			34
	2016	2	3	1	2	4	-	2	3	-	-	-	-	17	-26.1%	▼	17
Miscellaneous	2015	64	62	78	59	57	50	67	72	52	67	67	133	509			828
	2016	114	118	95	59	47	65	70	54	-	-	-	-	622	22.2%	▲	622
Misdemeanor	2015	2	3	15	7	3	4	9	4	13	8	3	2	47			73
	2016	4	7	9	4	6	9	6	6	-	-	-	-	51	8.5%	▲	51
Non-Capital Felonies and Related Matters	2015	54	19	44	8	30	30	78	7	36	12	43	20	270			381
	2016	88	28	23	82	15	59	48	17	-	-	-	-	360	33.3%	▲	360
Other	2015	3	10	6	17	12	5	4	9	6	3	7	4	66			86
	2016	11	6	13	5	1	-	-	-	-	-	-	-	36	-45.5%	▼	36
Other Criminally Related Matters	2015	6	3	10	-	5	7	4	3	17	5	2	5	38			67
	2016	2	17	5	3	9	4	3	4	-	-	-	-	47	23.7%	▲	47
Probates/Wills and Trusts - Level 2	2015	1	2	3	1	-	-	2	-	-	2	-	-	9			11
	2016	-	3	-	1	1	2	-	2	-	-	-	-	9	0.0%	↔	9
Uncontested Divorce	2015	9	5	6	10	12	9	7	9	8	5	9	3	67			92
	2016	5	8	9	7	7	7	5	11	-	-	-	-	59	-11.9%	▼	59

Court: Southampton Circuit

Start/End Date: Jan-15 / Aug-16

2015 Average Month: 128

Jan-Aug 2015: 1,012

Filings Trending: ▲

Circuit/Court ID: 5 205175


Type of Case: Filings

2016 Average Month:174

Jan-Aug 2016 : 1,388

Overall AVG. Month: 146

Monthly Summary

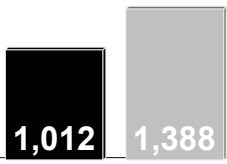


Jan 15-Aug 16

Totals

	2015	2016
Civil	369	289
Criminal	819	694
Other	352	405
Total	1,540	1,388

Jan --- Aug Filings



20152016

Jan --- Aug Filings

	2015	2016	% Change	Trending
Civil	264	289	9.5%	▲
Criminal	531	694	30.7%	▲
Other	217	405	86.6%	▲
Total	1,012	1,388	37.2%	▲

	Jan	Feb	Mar	Apr	May	Jun	Jul	Aug	Sep	Oct	Nov	Dec	Thru Aug	% Change	Trending	Total
2015	116	101	163	131	109	105	180	107	170	94	137	127	1,012			1,540
2016	204	211	234	158	156	137	142	146	-	-	-	-	1,388	37.2%	▲	1,388

		Jan	Feb	Mar	Apr	May	Jun	Jul	Aug	Sep	Oct	Nov	Dec	Thru Aug	% Change	Trending	Total
Administrative Law	2015	1	-	-	-	-	-	-	2	-	-	2	1	3			6
	2016	-	1	-	-	-	1	-	-	-	-	-	-	2	-33.3%	▼	2
Capital Murder	2015	-	-	-	-	-	-	-	-	-	-	1	-	0			1
	2016	2	9	7	1	3	4	3	1	-	-	-	3	30	0.0%	↔	33
Contested Divorce	2015	3	2	2	4	2	2	2	2	-	-	-	-	19	-36.7%	▼	19
	2016	1	2	3	-	2	1	4	1	1	-	1	2	14	-71.4%	▼	18
Domestic and Family - Level 1	2015	-	-	1	-	-	1	2	-	-	-	-	-	4	-71.4%	▼	4
	2016	-	-	-	1	-	-	1	-	1	-	3	-	2	700.0%	▲	6
Domestic and Family - Level 2	2015	-	16	-	-	-	-	-	-	-	-	-	-	16		▲	16
	2016	-	-	-	1	-	-	-	1	-	-	-	-	2	100.0%	▲	4
General Civil - Level 1	2015	1	1	-	-	-	-	-	2	-	-	-	-	4		▲	4
	2016	6	4	5	5	6	4	1	1	3	9	3	3	32	18.8%	▲	50
General Civil - Level 2	2015	2	7	8	2	4	6	6	3	-	-	-	-	38		▲	38
	2016	2	1	2	4	2	2	6	3	4	1	1	2	22	40.9%	▲	30
General Civil - Level 3	2015	3	11	3	2	2	2	2	6	-	-	-	-	31		▲	31
	2016	26	46	47	37	22	24	46	45	39	35	28	68	293	56.7%	▲	463
Miscellaneous	2015	76	77	66	57	34	35	57	57	-	-	-	-	459		▲	459
	2016	14	16	11	7	11	11	17	6	15	8	21	12	93	44.1%	▲	149
Misdemeanor	2015	22	11	21	11	37	14	10	8	-	-	-	-	134		▲	134
	2016	43	13	56	61	38	49	64	36	81	29	62	27	360	40.6%	▲	559
Non-Capital Felonies and Related Matters	2015	70	62	105	64	57	48	44	56	-	-	-	-	506		▲	506
	2016	1	1	2	-	-	-	4	2	2	-	-	-	10		▲	12
Other	2015	13	8	3	8	6	13	5	4	-	-	-	-	60	500.0%	▲	60
	2016	15	-	20	2	16	4	23	-	20	7	8	4	80	-26.3%	▼	119
Other Criminally Related Matters	2015	9	8	13	3	9	7	6	4	-	-	-	-	59		▼	59
	2016	-	-	-	3	-	2	2	-	1	2	-	-	7	-85.7%	▼	10
Probates/Wills and Trusts - Level 2	2015	-	-	-	-	-	-	-	1	-	-	-	-	1		▼	1
	2016	1	-	1	-	-	-	-	-	-	-	-	1	2	-50.0%	▼	3
Protective Orders	2015	-	-	1	-	-	-	-	-	-	-	-	-	1		▼	1
	2016	4	9	9	9	9	4	9	9	3	3	7	4	62	-12.9%	▼	79
Uncontested Divorce	2015	5	7	11	7	5	8	8	3	-	-	-	-	54		▼	54
	2016																

Court: Suffolk Circuit

Start/End Date: Jan-15 / Aug-16

2015 Average Month: 476

Jan-Aug 2015: 3,801

Filings Trending: ▲

Circuit/Court ID: 5 205800


Type of Case: Filings

2016 Average Month:495

Jan-Aug 2016 : 3,957

Overall AVG. Month: 483

Monthly Summary



Jan 15-Aug 16

Totals

	2015	2016
Civil	1,135	758
Criminal	3,090	2,088
Other	1,481	1,111
Total	5,706	3,957

Jan --- Aug Filings

3,801

2015

3,957

2016

Jan --- Aug Filings

	2015	2016	% Change	Trending
Civil	767	758	-1.2%	▼
Criminal	2,103	2,088	-0.7%	▼
Other	931	1,111	19.3%	▲
Total	3,801	3,957	4.1%	▲

	Jan	Feb	Mar	Apr	May	Jun	Jul	Aug	Sep	Oct	Nov	Dec	Thru Aug	% Change	Trending	Total
2015	566	455	583	401	403	528	413	452	394	487	573	451	3,801			5,706
2016	498	509	566	486	474	539	469	416	-	-	-	-	3,957	4.1%	▲	3,957

		Jan	Feb	Mar	Apr	May	Jun	Jul	Aug	Sep	Oct	Nov	Dec	Thru Aug	% Change	Trending	Total
Administrative Law	2015	1	-	-	1	-	-	-	-	-	-	-	-	2			2
	2016	1	-	-	-	-	-	-	1	-	-	-	-	2	0.0%	↔	2
Capital Murder	2015	-	-	4	-	1	-	-	-	-	-	-	-	5			5
	2016	-	-	-	-	-	-	-	-	-	-	-	-	-			-
Contested Divorce	2015	8	5	14	8	11	9	9	10	8	7	10	10	74			109
	2016	7	3	8	4	10	8	6	8	-	-	-	-	54	-27.0%	▼	54
Domestic and Family - Level 1	2015	6	2	1	9	3	6	6	3	3	12	1	1	36			53
	2016	1	10	3	3	3	7	8	5	-	-	-	-	40	11.1%	▲	40
Domestic and Family - Level 2	2015	4	3	4	10	6	11	7	11	6	7	8	7	56			84
	2016	8	3	7	6	8	11	7	8	-	-	-	-	58	3.6%	▲	58
General Civil - Level 1	2015	2	-	-	3	-	1	-	1	1	-	1	-	7			9
	2016	-	-	1	-	-	2	-	1	-	-	-	-	4	-42.9%	▼	4
General Civil - Level 2	2015	15	15	23	18	16	16	15	13	8	17	12	6	131			174
	2016	14	16	14	15	21	22	16	19	-	-	-	-	137	4.6%	▲	137
General Civil - Level 3	2015	1	6	5	2	6	12	14	10	16	9	13	9	56			103
	2016	6	4	5	6	5	11	11	9	-	-	-	-	57	1.8%	▲	57
Miscellaneous	2015	160	130	177	139	120	145	163	113	124	142	143	251	1,147			1,807
	2016	200	187	196	135	143	163	163	152	-	-	-	-	1,339	16.7%	▲	1,339
Misdemeanor	2015	86	67	39	38	58	83	42	67	55	64	100	32	480			731
	2016	81	69	95	72	54	52	58	53	-	-	-	-	534	11.3%	▲	534
Non-Capital Felonies and Related Matters	2015	241	192	278	124	151	210	129	196	140	201	259	107	1,521			2,228
	2016	162	186	195	212	204	235	175	132	-	-	-	-	1,501	-1.3%	▼	1,501
Other	2015	-	2	3	1	1	2	-	-	4	1	1	1	9			16
	2016	1	-	1	2	1	1	1	1	-	-	-	-	8	-11.1%	▼	8
Other Criminally Related Matters	2015	15	16	13	18	13	11	6	11	10	8	6	9	103			136
	2016	3	3	7	10	7	8	9	6	-	-	-	-	53	-48.5%	▼	53
Probates/Wills and Trusts - Level 1	2015	-	-	-	-	2	-	-	1	-	1	-	1	3			5
	2016	1	-	-	-	-	-	-	-	-	-	-	-	1	-66.7%	▼	1
Probates/Wills and Trusts - Level 2	2015	2	-	1	1	2	2	3	1	3	-	1	3	12			19
	2016	1	4	1	2	2	5	-	1	-	-	-	-	16	33.3%	▲	16
Uncontested Divorce	2015	25	17	25	29	14	20	19	15	16	18	18	14	164			230
	2016	12	24	29	19	15	14	15	20	-	-	-	-	148	-9.8%	▼	148

Court: Brunswick Circuit

Start/End Date: Jan-15 / Aug-16

2015 Average Month: 89

Jan-Aug 2015: 644

Filings Trending: ▲

Circuit/Court ID: 6 206025

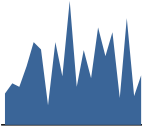
Type of Case: Filings

2016 Average Month:97

Jan-Aug 2016 : 775

Overall AVG. Month: 92

Monthly Summary



Jan 15-Aug 16

Totals

	2015	2016
Civil	136	91
Criminal	727	500
Other	209	184
Total	1,072	775

Jan --- Aug Filings

644

775

2015

2016

Jan --- Aug Filings

	2015	2016	% Change	Trending
Civil	80	91	13.8%	▲
Criminal	448	500	11.6%	▲
Other	116	184	58.6%	▲
Total	644	775	20.3%	▲

	Jan	Feb	Mar	Apr	May	Jun	Jul	Aug	Sep	Oct	Nov	Dec	Thru Aug	% Change	Trending	Total
2015	47	62	57	88	124	113	29	124	73	186	57	112	644			1,072
2016	70	146	103	139	40	160	43	74	-	-	-	-	775	20.3%	▲	775

		Jan	Feb	Mar	Apr	May	Jun	Jul	Aug	Sep	Oct	Nov	Dec	Thru Aug	% Change	Trending	Total
Contested Divorce	2015	-	-	1	-	1	-	2	2	1	2	-	1	6			10
	2016	-	-	4	-	-	1	2	2	-	-	-	-	9	50.0%	▲	9
Domestic and Family - Level 1	2015	-	-	-	3	-	2	-	-	-	4	1	-	5			10
	2016	-	-	-	-	1	-	-	-	-	-	-	-	1			1
Domestic and Family - Level 2	2015	-	-	-	-	-	-	-	-	-	-	-	-	1	0.0%	↔	1
	2016	-	-	1	-	-	-	-	-	-	-	-	-	1			1
General Civil - Level 1	2015	-	1	-	-	-	-	-	-	-	-	-	-	1			1
	2016	1	-	1	1	1	4	1	1	2	2	1	-	10			15
General Civil - Level 2	2015	1	-	1	1	1	-	3	-	-	-	-	-	9	-10.0%	▼	9
	2016	2	1	1	1	1	-	-	-	-	-	-	-	9			9
General Civil - Level 3	2015	1	-	2	1	1	2	-	1	1	1	-	1	8			11
	2016	1	-	1	1	1	-	-	2	-	-	-	-	6	-25.0%	▼	6
Miscellaneous	2015	25	14	17	17	22	20	12	18	30	21	31	39	145			266
	2016	34	37	37	24	20	26	18	25	-	-	-	-	221	52.4%	▲	221
Misdemeanor	2015	5	21	9	18	34	22	-	41	15	89	14	28	150			296
	2016	16	54	8	34	7	82	2	20	-	-	-	-	223	48.7%	▲	223
Non-Capital Felonies and Related Matters	2015	12	23	24	33	62	51	11	54	12	60	10	31	270			383
	2016	13	40	45	71	3	46	8	19	-	-	-	-	245	-9.3%	▼	245
Other	2015	-	-	-	-	1	-	6	-	-	-	-	-	7			7
	2016	-	-	-	-	-	-	-	-	-	-	-	-	-			-
Other Criminally Related Matters	2015	1	4	-	14	-	6	-	4	4	6	-	10	29			49
	2016	2	11	-	7	4	3	-	6	-	-	-	-	33	13.8%	▲	33
Probates/Wills and Trusts - Level 2	2015	-	-	-	-	-	1	1	-	1	-	-	-	2			3
	2016	-	-	-	-	-	-	1	-	-	-	-	-	1	-50.0%	▼	1
Protective Orders	2015	1	-	-	-	-	1	-	-	3	-	-	-	2			5
	2016	1	-	3	1	2	4	2	3	4	1	-	2	16			23
Uncontested Divorce	2015	1	-	3	1	2	4	2	3	4	1	-	2	16			23
	2016	2	2	6	1	3	2	3	-	-	-	-	-	19	18.8%	▲	19

Court: Greenville Circuit

Start/End Date: Jan-15 / Aug-16

2015 Average Month: 68

Jan-Aug 2015: 535

Filings Trending: ▼

Circuit/Court ID: 6 206081


Type of Case: Filings

2016 Average Month:56

Jan-Aug 2016 : 449

Overall AVG. Month: 63

Monthly Summary



Jan 15-Aug 16

Totals

	2015	2016
Civil	239	171
Criminal	572	278
Total	811	449

Jan --- Aug Filings

535

2015

449

2016

Jan --- Aug Filings

	2015	2016	% Change	Trending
Civil	167	171	2.4%	▲
Criminal	368	278	-24.5%	▼
Total	535	449	-16.1%	▼

	Jan	Feb	Mar	Apr	May	Jun	Jul	Aug	Sep	Oct	Nov	Dec	Thru Aug	% Change	Trending	Total
2015	33	93	54	130	60	47	75	43	96	62	52	66	535			811
2016	50	40	70	31	78	50	74	56	-	-	-	-	449	-16.1%	▼	449

		Jan	Feb	Mar	Apr	May	Jun	Jul	Aug	Sep	Oct	Nov	Dec	Thru Aug	% Change	Trending	Total
Capital Murder	2016	-	-	-	-	1	-	-	-	-	-	-	-	1			1
Contested Divorce	2015	-	1	2	-	-	1	1	3	2	1	-	-	8			11
	2016	-	2	3	-	-	1	8	1	-	-	-	-	15	87.5%	▲	15
Domestic and Family - Level 1	2015	-	-	3	4	-	2	-	1	1	8	-	-	10			19
	2016	3	-	2	1	2	4	-	4	-	-	-	-	16	60.0%	▲	16
Domestic and Family - Level 2	2015	1	-	-	-	-	-	-	1	-	-	1	-	2			3
	2016	-	-	3	-	-	-	-	3	-	-	-	-	6	200.0%	▲	6
General Civil - Level 1	2015	-	-	1	2	-	-	-	-	1	-	-	1	3			5
	2016	-	-	-	-	-	1	-	1	-	-	-	-	2	-33.3%	▼	2
General Civil - Level 2	2015	9	9	4	2	5	4	11	2	5	1	5	8	46			65
	2016	2	6	4	2	5	7	7	3	-	-	-	-	36	-21.7%	▼	36
General Civil - Level 3	2015	2	2	-	1	5	2	-	1	9	-	4	2	13			28
	2016	3	4	7	1	3	3	2	1	-	-	-	-	24	84.6%	▲	24
Miscellaneous	2015	5	5	4	11	5	6	7	4	5	2	5	5	47			64
	2016	7	4	4	6	5	8	5	5	-	-	-	-	44	-6.4%	▼	44
Misdemeanor	2015	2	5	7	21	6	6	13	4	31	6	6	11	64			118
	2016	6	6	12	7	6	9	13	12	-	-	-	-	71	10.9%	▲	71
Non-Capital Felonies and Related Matters	2015	12	54	22	81	30	19	38	21	33	40	23	38	277			411
	2016	23	11	31	10	52	13	30	15	-	-	-	-	185	-33.2%	▼	185
Other	2015	-	-	-	-	-	-	-	1	-	-	-	-	1			1
	2016	-	-	-	-	-	-	1	1	-	-	-	-	2	100.0%	▲	2
Other Criminally Related Matters	2015	1	10	5	4	2	3	3	2	8	2	5	1	30			46
	2016	-	4	1	-	2	2	7	6	-	-	-	-	22	-26.7%	▼	22
Probates/Wills and Trusts - Lev	2015	-	-	-	1	-	-	-	-	-	-	-	-	1			1
Probates/Wills and Trusts - Level 2	2015	-	-	-	-	-	1	-	-	-	-	1	-	1			2
	2016	1	-	-	-	-	1	-	-	-	-	-	-	2	100.0%	▲	2
Uncontested Divorce	2015	1	7	6	3	7	3	2	3	1	2	2	-	32			37
	2016	5	3	3	4	2	1	1	4	-	-	-	-	23	-28.1%	▼	23

Court: Prince George Circuit

Start/End Date: Jan-15 / Aug-16

2015 Average Month: 146

Jan-Aug 2015: 1,129

Filings Trending: ▲

Circuit/Court ID: 6 206149


Type of Case: Filings

2016 Average Month:166

Jan-Aug 2016 : 1,324

Overall AVG. Month: 154

Monthly Summary



Jan 15-Aug 16

Totals

	2015	2016
Civil	397	243
Criminal	585	457
Other	766	624
Total	1,748	1,324

Jan --- Aug Filings

1,129

2015

1,324

2016

Jan --- Aug Filings

	2015	2016	% Change	Trending
Civil	282	243	-13.8%	▼
Criminal	368	457	24.2%	▲
Other	479	624	30.3%	▲
Total	1,129	1,324	17.3%	▲

	Jan	Feb	Mar	Apr	May	Jun	Jul	Aug	Sep	Oct	Nov	Dec	Thru Aug	% Change	Trending	Total
2015	160	129	194	140	116	110	167	113	125	127	142	225	1,129			1,748
2016	181	197	233	133	170	155	141	114	-	-	-	-	1,324	17.3%	▲	1,324

		Jan	Feb	Mar	Apr	May	Jun	Jul	Aug	Sep	Oct	Nov	Dec	Thru Aug	% Change	Trending	Total
Capital Murder	2016	-	-	1	-	-	-	-	-	-	-	-	-	1			1
Contested Divorce	2015	9	2	3	2	4	3	1	3	3	5	1	6	27			42
	2016	4	2	6	2	3	2	3	2	-	-	-	-	24	-11.1%	▼	24
Domestic and Family - Level 1	2015	-	2	1	5	1	5	-	5	4	6	-	1	19			30
	2016	6	6	5	2	6	2	1	-	-	-	-	-	28	47.4%	▲	28
Domestic and Family - Level 2	2015	-	-	2	1	1	-	-	-	-	1	1	-	4			6
	2016	3	-	4	1	-	-	1	2	-	-	-	-	11	175.0%	▲	11
General Civil - Level 1	2015	1	-	-	1	1	-	-	1	-	-	-	-	4			4
General Civil - Level 2	2015	2	2	2	9	7	7	3	2	3	6	3	4	34			50
	2016	1	4	3	3	-	4	3	4	-	-	-	-	22	-35.3%	▼	22
General Civil - Level 3	2015	1	2	1	1	5	2	1	-	3	-	-	2	13			18
	2016	1	1	1	1	1	2	1	-	-	-	-	-	8	-38.5%	▼	8
Miscellaneous	2015	76	68	88	68	47	65	74	71	53	56	75	131	557			872
	2016	87	116	138	82	55	83	67	65	-	-	-	-	693	24.4%	▲	693
Misdemeanor	2015	20	1	32	8	10	6	21	8	8	9	10	11	106			144
	2016	9	11	16	8	19	14	14	6	-	-	-	-	97	-8.5%	▼	97
Non-Capital Felonies and Related Matters	2015	40	44	43	33	27	7	49	10	42	30	37	56	253			418
	2016	63	37	49	20	69	38	38	27	-	-	-	-	341	34.8%	▲	341
Other	2015	-	-	-	1	1	-	-	-	-	-	3	-	2			5
	2016	1	2	-	-	1	-	-	-	-	-	-	-	4	100.0%	▲	4
Other Criminally Related Matters	2015	-	1	3	-	3	1	3	2	1	5	3	6	13			28
	2016	-	4	2	5	2	1	3	2	-	-	-	-	19	46.2%	▲	19
Probates/Wills and Trusts - Level 2	2015	-	1	-	2	-	3	-	1	1	-	-	1	7			9
	2016	-	1	-	1	-	1	4	-	-	-	-	-	7	0.0%	↔	7
Uncontested Divorce	2015	11	6	19	9	9	11	15	10	7	9	9	7	90			122
	2016	6	13	8	8	14	8	6	6	-	-	-	-	69	-23.3%	▼	69

Court: Surry Circuit

Start/End Date: Jan-15 / Aug-16

2015 Average Month: 23

Jan-Aug 2015: 177

Filings Trending: ↔

Circuit/Court ID: 6 206181


Type of Case: Filings

2016 Average Month:23

Jan-Aug 2016 : 180

Overall AVG. Month: 23

Monthly Summary



Jan 15-Aug 16

Totals

	2015	2016
Civil	80	52
Criminal	43	38
Other	148	90
Total	271	180

Jan --- Aug Filings

177

2015

180

2016

Jan --- Aug Filings

	2015	2016	% Change	Trending
Civil	65	52	-20.0%	▼
Criminal	20	38	90.0%	▲
Other	92	90	-2.2%	▼
Total	177	180	1.7%	▲

	Jan	Feb	Mar	Apr	May	Jun	Jul	Aug	Sep	Oct	Nov	Dec	Thru Aug	% Change	Trending	Total
2015	30	15	41	19	18	16	19	19	17	13	26	38	177			271
2016	21	22	31	15	16	21	31	23	-	-	-	-	180	1.7%	▲	180

		Jan	Feb	Mar	Apr	May	Jun	Jul	Aug	Sep	Oct	Nov	Dec	Thru Aug	% Change	Trending	Total
Contested Divorce	2015	-	-	1	-	1	-	-	1	-	-	1	-	3			4
	2016	3	-	-	1	-	2	-	-	-	-	-	-	6	100.0%	▲	6
Domestic and Family - Level 1	2016	-	-	-	-	-	1	-	1	-	-	-	-	2			2
	2015	-	-	-	1	-	-	-	-	-	-	-	-	1			1
Domestic and Family - Level 2	2016	-	-	-	-	1	-	-	-	-	-	-	-	1	0.0%	↔	1
	2015	1	-	-	-	-	-	-	-	-	-	-	-	1			1
General Civil - Level 1	2016	-	-	1	-	-	-	-	-	-	-	-	-	1	0.0%	↔	1
	2015	1	2	-	2	2	3	-	-	1	2	-	1	10			14
General Civil - Level 2	2016	-	-	-	2	1	1	1	1	-	-	-	-	6	-40.0%	▼	6
	2015	4	1	8	1	1	-	1	2	-	1	-	-	18			19
General Civil - Level 3	2016	-	1	1	2	2	1	2	1	-	-	-	-	10	-44.4%	▼	10
	2015	17	12	26	8	8	10	16	13	9	7	21	23	110			170
Miscellaneous	2016	14	20	11	7	5	14	20	18	-	-	-	-	109	-0.9%	▼	109
	2015	1	-	-	2	2	1	-	-	2	3	1	3	6			15
Misdemeanor	2016	-	-	1	1	-	1	-	-	-	-	-	-	3	-50.0%	▼	3
	2015	2	-	3	4	1	-	-	1	2	-	1	8	11			22
Non-Capital Felonies and Related Matters	2016	2	-	16	1	7	-	7	1	-	-	-	-	34	209.1%	▲	34
	2015	2	-	-	-	-	-	-	-	-	-	-	-	2			2
Other	2015	1	-	-	1	1	-	-	-	-	-	-	3	3			6
	2016	1	-	-	-	-	-	-	-	-	-	-	-	1	-66.7%	▼	1
Other Criminally Related Matters	2015	-	-	-	-	1	1	-	-	-	-	-	-	2			2
	2016	-	1	-	-	-	-	-	-	-	-	-	-	1	-50.0%	▼	1
Probates/Wills and Trusts - Level 2	2015	1	-	3	-	1	1	2	2	3	-	2	-	10			15
	2016	1	-	1	1	-	1	1	1	-	-	-	-	6	-40.0%	▼	6

Court: Sussex Circuit

Start/End Date: Jan-15 / Aug-16

2015 Average Month: 49

Jan-Aug 2015: 373

Filings Trending: ↔

Circuit/Court ID: 6 206183

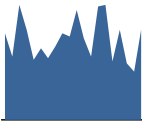
Type of Case: Filings

2016 Average Month:48

Jan-Aug 2016 : 381

Overall AVG. Month: 49

Monthly Summary



Jan 15-Aug 16

Totals

	2015	2016
Civil	129	81
Criminal	315	194
Other	146	106
Total	590	381

Jan --- Aug Filings

373

2015

381

2016

Jan --- Aug Filings

	2015	2016	% Change	Trending
Civil	90	81	-10.0%	▼
Criminal	202	194	-4.0%	▼
Other	81	106	30.9%	▲
Total	373	381	2.1%	▲

	Jan	Feb	Mar	Apr	May	Jun	Jul	Aug	Sep	Oct	Nov	Dec	Thru Aug	% Change	Trending	Total
2015	52	38	69	54	36	43	37	44	52	50	66	49	373			590
2016	38	68	69	35	54	34	29	54	-	-	-	-	381	2.1%	▲	381

		Jan	Feb	Mar	Apr	May	Jun	Jul	Aug	Sep	Oct	Nov	Dec	Thru Aug	% Change	Trending	Total
Administrative Law	2015	-	-	1	-	-	1	-	-	-	-	-	-	2			2
Contested Divorce	2015	2	3	2	1	-	-	1	1	3	1	-	1	10			15
	2016	-	-	2	3	1	1	1	-	-	-	-	-	8	-20.0%	▼	8
Domestic and Family - Level 2	2015	-	-	-	1	-	-	-	-	-	-	-	-	1			1
General Civil - Level 2	2015	-	6	1	-	-	5	3	5	-	4	2	1	20			27
	2016	-	1	6	1	2	1	3	3	-	-	-	-	17	-15.0%	▼	17
General Civil - Level 3	2015	-	-	2	4	1	-	1	1	10	1	1	-	9			21
	2016	-	1	-	-	1	-	-	15	-	-	-	-	17	88.9%	▲	17
Miscellaneous	2015	14	13	15	17	19	12	10	9	19	16	18	20	109			182
	2016	19	17	22	20	13	8	14	18	-	-	-	-	131	20.2%	▲	131
Misdemeanor	2015	7	3	7	9	5	10	6	7	5	6	9	9	54			83
	2016	4	8	11	1	11	7	8	6	-	-	-	-	56	3.7%	▲	56
Non-Capital Felonies and Related Matters	2015	20	2	35	12	8	10	13	12	12	15	34	11	112			184
	2016	14	37	19	7	19	11	2	8	-	-	-	-	117	4.5%	▲	117
Other	2015	-	-	1	-	-	-	-	-	-	-	-	-	1			1
	2016	-	-	-	1	-	-	-	-	-	-	-	-	1	0.0%	↔	1
Other Criminally Related Matters	2015	8	7	2	8	2	3	2	5	2	5	2	4	37			50
	2016	1	3	4	1	6	2	1	4	-	-	-	-	22	-40.5%	▼	22
Probates/Wills and Trusts - Level 2	2015	-	-	-	-	-	-	1	1	-	-	-	3	2			5
	2016	-	-	3	-	-	1	-	-	-	-	-	-	4	100.0%	▲	4
Uncontested Divorce	2015	1	4	3	2	1	2	-	3	1	2	-	-	16			19
	2016	-	1	2	1	1	3	-	-	-	-	-	-	8	-50.0%	▼	8

Court: Hopewell Circuit

Start/End Date: Jan-15 / Aug-16

2015 Average Month: 113

Jan-Aug 2015: 805

Filings Trending: ▲

Circuit/Court ID: 6 206670


Type of Case: Filings

2016 Average Month:134

Jan-Aug 2016 : 1,075

Overall AVG. Month: 121

Monthly Summary

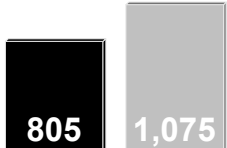


Jan 15-Aug 16

Totals

	2015	2016
Civil	322	253
Criminal	764	625
Other	264	197
Total	1,350	1,075

Jan --- Aug Filings



805 2015 1,075 2016

Jan --- Aug Filings

	2015	2016	% Change	Trending
Civil	213	253	18.8%	▲
Criminal	420	625	48.8%	▲
Other	172	197	14.5%	▲
Total	805	1,075	33.5%	▲

	Jan	Feb	Mar	Apr	May	Jun	Jul	Aug	Sep	Oct	Nov	Dec	Thru Aug	% Change	Trending	Total
2015	99	135	141	108	47	91	63	121	141	154	122	128	805			1,350
2016	128	118	168	144	104	116	124	173	-	-	-	-	1,075	33.5%	▲	1,075

		Jan	Feb	Mar	Apr	May	Jun	Jul	Aug	Sep	Oct	Nov	Dec	Thru Aug	% Change	Trending	Total
Administrative Law	2016	-	-	-	-	-	-	1	-	-	-	-	-	1			1
Contested Divorce	2015	3	4	2	4	2	3	-	2	-	2	2	-	20			24
	2016	1	2	5	-	2	3	1	1	-	-	-	-	15	-25.0%	▼	15
Domestic and Family - Level 1	2015	1	5	10	-	1	2	2	14	9	7	6	4	35			61
	2016	4	9	13	6	7	4	-	-	-	-	-	-	43	22.9%	▲	43
Domestic and Family - Level 2	2015	-	-	1	2	-	-	-	1	-	1	2	-	4			7
	2016	-	-	2	-	1	1	1	5	-	-	-	-	10	150.0%	▲	10
General Civil - Level 1	2015	-	-	-	-	-	1	-	-	-	-	-	1	1			2
General Civil - Level 2	2015	3	2	9	3	3	-	2	3	1	5	2	1	25			34
	2016	2	7	7	4	1	3	2	2	-	-	-	-	28	12.0%	▲	28
General Civil - Level 3	2015	2	5	-	1	3	2	1	-	4	2	3	-	14			23
	2016	4	2	8	2	1	3	3	3	-	-	-	-	26	85.7%	▲	26
Miscellaneous	2015	28	34	48	21	13	21	27	45	23	32	33	45	237			370
	2016	33	43	43	45	24	28	33	35	-	-	-	-	284	19.8%	▲	284
Misdemeanor	2015	9	38	14	10	6	14	6	14	14	24	23	19	111			191
	2016	18	9	26	22	25	24	29	20	-	-	-	-	173	55.9%	▲	173
Non-Capital Felonies and Related Matters	2015	49	41	46	56	9	36	22	37	84	78	41	55	296			554
	2016	60	43	58	59	36	47	38	101	-	-	-	-	442	49.3%	▲	442
Other	2016	-	-	-	-	-	-	1	-	-	-	-	-	1			1
Other Criminally Related Matters	2015	-	1	3	4	3	1	1	-	1	1	2	2	13			19
	2016	-	2	1	2	2	1	2	-	-	-	-	-	10	-23.1%	▼	10
Probates/Wills and Trusts - Lev	2015	-	-	-	-	-	1	-	-	-	-	-	-	1			1
Probates/Wills and Trusts - Level 2	2015	3	-	1	2	1	2	1	1	1	-	2	-	11			14
	2016	4	-	-	1	1	2	-	1	-	-	-	-	9	-18.2%	▼	9
Protective Orders	2016	-	-	1	-	-	-	-	-	-	-	-	-	1			1
Uncontested Divorce	2015	1	5	7	5	6	8	1	4	4	2	6	1	37			50
	2016	2	1	4	3	4	-	13	5	-	-	-	-	32	-13.5%	▼	32

Court: Newport News Circuit

Start/End Date: Jan-15 / Aug-16

2015 Average Month: 788

Jan-Aug 2015: 6,301

Filings Trending: ↔

Circuit/Court ID: 7 207700


Type of Case: Filings

2016 Average Month:801

Jan-Aug 2016 : 6,404

Overall AVG. Month: 793

Monthly Summary



Jan 15-Aug 16

Totals

	2015	2016
Civil	2,420	1,580
Criminal	4,470	2,946
Other	2,571	1,878
Total	9,461	6,404

Jan --- Aug Filings

6,301

2015

6,404

2016

Jan --- Aug Filings

	2015	2016	% Change	Trending
Civil	1,690	1,580	-6.5%	▼
Criminal	2,950	2,946	-	↔
Other	1,661	1,878	13.1%	▲
Total	6,301	6,404	1.6%	▲

	Jan	Feb	Mar	Apr	May	Jun	Jul	Aug	Sep	Oct	Nov	Dec	Thru Aug	% Change	Trending	Total
2015	911	774	916	888	684	761	765	602	757	817	689	897	6,301			9,461
2016	751	727	1,157	644	601	1,044	685	795	-	-	-	-	6,404	1.6%	▲	6,404

		Jan	Feb	Mar	Apr	May	Jun	Jul	Aug	Sep	Oct	Nov	Dec	Thru Aug	% Change	Trending	Total
Administrative Law	2015	1	-	1	-	1	-	-	2	1	-	-	-	5			6
	2016	-	-	1	-	-	-	-	2	-	-	-	-	3	-40.0%	▼	3
Contested Divorce	2015	15	17	26	27	13	11	17	15	17	22	15	10	141	8.5%	▲	205
	2016	15	29	22	20	19	20	6	22	-	-	-	-	153			153
Domestic and Family - Level 1	2015	20	15	13	13	19	23	21	16	13	24	18	26	140			221
	2016	4	20	32	21	21	19	11	16	-	-	-	-	144	2.9%	▲	144
Domestic and Family - Level 2	2015	4	6	-	9	5	4	7	13	3	8	4	3	48			66
	2016	5	4	5	4	3	10	2	9	-	-	-	-	42	-12.5%	▼	42
General Civil - Level 1	2015	9	4	65	12	2	61	19	5	35	6	20	8	177			246
	2016	6	34	6	37	6	6	4	8	-	-	-	-	107	-39.5%	▼	107
General Civil - Level 2	2015	31	19	27	37	32	20	36	45	36	34	28	26	247			371
	2016	29	33	27	21	27	32	42	35	-	-	-	-	246	-0.4%	▼	246
General Civil - Level 3	2015	16	10	15	9	12	12	17	12	14	14	26	17	103			174
	2016	13	34	22	16	11	30	10	19	-	-	-	-	155	50.5%	▲	155
Miscellaneous	2015	200	204	291	248	168	209	204	212	183	206	201	315	1,736			2,641
	2016	287	319	335	212	181	235	220	248	-	-	-	-	2,037	17.3%	▲	2,037
Misdemeanor	2015	109	116	112	110	74	78	63	37	70	59	68	64	699			960
	2016	103	47	104	58	74	142	75	75	-	-	-	-	678	-3.0%	▼	678
Non-Capital Felonies and Related Matters	2015	325	205	188	226	210	158	235	100	236	288	162	315	1,647			2,648
	2016	183	36	436	134	101	420	186	220	-	-	-	-	1,716	4.2%	▲	1,716
Other	2015	39	40	47	28	31	43	50	52	47	43	39	26	330			485
	2016	22	35	25	23	19	15	15	18	-	-	-	-	172	-47.9%	▼	172
Other Criminally Related Matters	2015	90	80	82	111	65	83	49	44	72	75	61	50	604			862
	2016	45	77	79	57	86	69	63	78	-	-	-	-	554	-8.3%	▼	554
Probates/Wills and Trusts - Level 1	2015	-	3	-	2	-	1	-	-	1	-	-	-	6			7
	2016	-	1	-	-	1	-	-	1	-	-	-	-	3	-50.0%	▼	3
Probates/Wills and Trusts - Level 2	2015	-	-	-	-	-	-	-	1	-	1	1	-	1			3
	2016	-	1	-	1	-	1	-	-	-	-	-	-	3	200.0%	▲	3
Protective Orders	2015	5	5	3	4	1	2	2	6	5	3	1	1	28			38
	2016	2	7	2	5	6	1	2	3	-	-	-	-	28	0.0%	↔	28
Uncontested Divorce	2015	47	50	46	52	51	56	45	42	24	34	45	36	389			528
	2016	37	50	61	35	46	44	49	41	-	-	-	-	363	-6.7%	▼	363

Court: Hampton Circuit

Start/End Date: Jan-15 / Aug-16

2015 Average Month: 636

Jan-Aug 2015: 5,116

Filings Trending: ▲

Circuit/Court ID: 8 208650


Type of Case: Filings

2016 Average Month:701

Jan-Aug 2016 : 5,610

Overall AVG. Month: 662

Monthly Summary



Jan 15-Aug 16

Totals

	2015	2016
Civil	2,270	1,379
Criminal	3,019	2,573
Other	2,343	1,658
Total	7,632	5,610

Jan --- Aug Filings

5,116

2015

5,610

2016

Jan --- Aug Filings

	2015	2016	% Change	Trending
Civil	1,570	1,379	-12.2%	▼
Criminal	2,004	2,573	28.4%	▲
Other	1,542	1,658	7.5%	▲
Total	5,116	5,610	9.7%	▲

	Jan	Feb	Mar	Apr	May	Jun	Jul	Aug	Sep	Oct	Nov	Dec	Thru Aug	% Change	Trending	Total
2015	607	522	734	746	614	685	625	583	587	657	571	701	5,116			7,632
2016	671	688	831	681	614	820	651	654	-	-	-	-	5,610	9.7%	▲	5,610

		Jan	Feb	Mar	Apr	May	Jun	Jul	Aug	Sep	Oct	Nov	Dec	Thru Aug	% Change	Trending	Total
Administrative Law	2015	-	1	-	-	-	-	-	-	2	-	1	1	1			5
	2016	-	-	1	1	-	1	-	1	-	-	-	-	4	300.0%	▲	4
Contested Divorce	2015	13	9	17	22	11	18	18	15	15	21	20	14	123			193
	2016	14	9	22	14	8	12	18	20	-	-	-	-	117	-4.9%	▼	117
Domestic and Family - Level 1	2015	11	15	11	5	24	19	21	12	19	17	10	24	118			188
	2016	12	19	23	32	14	26	17	14	-	-	-	-	157	33.1%	▲	157
Domestic and Family - Level 2	2015	7	45	51	115	1	84	5	47	4	50	36	21	355			466
	2016	29	4	5	2	8	4	11	3	-	-	-	-	66	-81.4%	▼	66
General Civil - Level 1	2015	2	2	3	2	-	1	-	-	3	3	-	4	10			20
	2016	1	-	-	-	2	1	2	1	-	-	-	-	7	-30.0%	▼	7
General Civil - Level 2	2015	20	19	26	29	24	24	25	19	30	20	20	19	186			275
	2016	24	27	13	22	28	37	18	28	-	-	-	-	197	5.9%	▲	197
General Civil - Level 3	2015	9	7	12	10	10	17	9	10	14	10	11	7	84			126
	2016	10	14	8	7	12	22	13	29	-	-	-	-	115	36.9%	▲	115
Miscellaneous	2015	198	149	266	173	180	156	179	178	130	179	158	286	1,479			2,232
	2016	226	247	289	178	149	200	190	171	-	-	-	-	1,650	11.6%	▲	1,650
Misdemeanor	2015	59	59	61	49	48	80	50	61	62	63	58	53	467			703
	2016	47	63	96	62	75	107	64	77	-	-	-	-	591	26.6%	▲	591
Non-Capital Felonies and Related Matters	2015	166	120	144	175	185	169	185	111	188	174	138	159	1,255			1,914
	2016	173	165	227	209	191	264	188	189	-	-	-	-	1,606	28.0%	▲	1,606
Other	2015	44	42	60	71	53	47	50	57	62	41	44	58	424			629
	2016	47	59	56	59	34	63	30	39	-	-	-	-	387	-8.7%	▼	387
Other Criminally Related Matters	2015	47	29	32	55	26	24	33	39	19	42	35	26	285			407
	2016	56	24	53	50	55	40	60	45	-	-	-	-	383	34.4%	▲	383
Probates/Wills and Trusts - Level 1	2015	-	-	-	-	-	-	2	1	1	-	1	-	3			5
	2016	1	1	1	-	1	1	-	-	-	-	-	-	5	66.7%	▲	5
Probates/Wills and Trusts - Level 2	2015	6	1	5	2	7	8	5	3	5	1	3	4	37			50
	2016	4	8	4	6	4	4	6	2	-	-	-	-	38	2.7%	▲	38
Uncontested Divorce	2015	25	24	46	38	45	38	43	30	33	36	36	25	289			419
	2016	27	48	33	39	33	38	34	35	-	-	-	-	287	-0.7%	▼	287

Court: Charles City Circuit

Start/End Date: Jan-15 / Aug-16

2015 Average Month: 24

Jan-Aug 2015: 182

Filings Trending: ▲

Circuit/Court ID: 9 209036

Type of Case: Filings

2016 Average Month:43

Jan-Aug 2016 : 344

Overall AVG. Month: 32

Monthly Summary

Jan 15-Aug 16

Totals

	2015	2016
Civil	86	46
Criminal	94	176
Other	110	122
Total	290	344

Jan --- Aug Filings

182

2015

344

2016

Jan --- Aug Filings

	2015	2016	% Change	Trending
Civil	57	46	-19.3%	▼
Criminal	53	176	232.1%	▲
Other	72	122	69.4%	▲
Total	182	344	89.0%	▲

	Jan	Feb	Mar	Apr	May	Jun	Jul	Aug	Sep	Oct	Nov	Dec	Thru Aug	% Change	Trending	Total
2015	19	19	24	33	15	25	30	17	33	23	26	26	182			290
2016	47	46	34	28	121	17	26	25	-	-	-	-	344	89.0%	▲	344

		Jan	Feb	Mar	Apr	May	Jun	Jul	Aug	Sep	Oct	Nov	Dec	Thru Aug	% Change	Trending	Total
Administrative Law	2016	-	-	-	-	-	-	1	-	-	-	-	-	1			1
Contested Divorce	2015	2	-	-	-	-	-	-	-	-	-	1	-	2			3
	2016	-	-	-	-	-	1	-	1	-	-	-	-	2	0.0%	↔	2
Domestic and Family - Level 1	2015	-	-	-	-	-	-	1	-	-	-	-	-	1			1
	2016	-	-	-	-	1	-	-	-	-	-	-	-	1	0.0%	↔	1
Domestic and Family - Level 2	2015	-	-	-	-	-	-	-	-	1	-	-	-	0			1
General Civil - Level 1	2015	-	-	1	-	-	-	-	-	-	-	-	1	1	0.0%	↔	2
	2016	-	-	-	1	-	1	-	-	-	-	-	-	2	100.0%	▲	2
General Civil - Level 2	2015	2	2	1	2	1	-	2	-	2	1	1	2	10			16
	2016	1	2	4	1	-	1	2	2	-	-	-	-	13	30.0%	▲	13
General Civil - Level 3	2015	-	2	-	2	2	2	2	-	1	-	2	1	10			14
	2016	-	1	-	-	-	2	1	1	-	-	-	-	5	-50.0%	▼	5
Miscellaneous	2015	11	13	17	16	3	15	12	12	10	9	16	11	99			145
	2016	24	21	16	20	10	8	13	14	-	-	-	-	126	27.3%	▲	126
Misdemeanor	2015	2	-	-	5	-	2	2	-	4	6	2	2	11			25
	2016	20	13	6	2	90	-	5	2	-	-	-	-	138	1,154.5%	▲	138
Non-Capital Felonies and Related Matters	2015	2	-	2	5	8	6	9	1	13	5	1	5	33			57
	2016	2	7	4	1	9	3	3	4	-	-	-	-	33	0.0%	↔	33
Other	2015	-	-	1	1	-	-	-	1	2	-	1	-	3			6
	2016	-	-	1	2	8	1	-	-	-	-	-	-	12	300.0%	▲	12
Other Criminally Related Matters	2015	-	1	2	1	1	-	1	3	-	-	1	2	9			12
	2016	-	-	2	-	2	-	-	1	-	-	-	-	5	-44.4%	▼	5
Probates/Wills and Trusts - Lev	2015	-	-	-	1	-	-	-	-	-	-	-	1	1			2
Protective Orders	2016	-	-	1	-	-	-	-	-	-	-	-	-	1			1
Uncontested Divorce	2015	-	1	-	-	-	-	1	-	-	2	1	1	2			6
	2016	-	2	-	1	1	-	1	-	-	-	-	-	5	150.0%	▲	5

Court: Gloucester Circuit

Start/End Date: Jan-15 / Aug-16

2015 Average Month: 199

Jan-Aug 2015: 1,595

Filings Trending: ▲

Circuit/Court ID: 9 209073


Type of Case: Filings

2016 Average Month:240

Jan-Aug 2016 : 1,917

Overall AVG. Month: 215

Monthly Summary




Jan 15-Aug 16

Totals

	2015	2016
Civil	538	419
Criminal	835	628
Other	1,009	870
Total	2,382	1,917

Jan --- Aug Filings



1,595 2015 1,917 2016

Jan --- Aug Filings

	2015	2016	% Change	Trending
Civil	395	419	6.1%	▲
Criminal	564	628	11.3%	▲
Other	636	870	36.8%	▲
Total	1,595	1,917	20.2%	▲

	Jan	Feb	Mar	Apr	May	Jun	Jul	Aug	Sep	Oct	Nov	Dec	Thru Aug	% Change	Trending	Total
2015	190	268	221	194	168	167	228	159	175	196	186	230	1,595			2,382
2016	265	251	302	224	242	220	201	212	-	-	-	-	1,917	20.2%	▲	1,917

		Jan	Feb	Mar	Apr	May	Jun	Jul	Aug	Sep	Oct	Nov	Dec	Thru Aug	% Change	Trending	Total
Administrative Law	2015	-	-	-	-	-	-	-	1	-	-	-	-	1			1
Capital Murder	2015	-	-	-	-	-	-	-	-	1	-	-	-	0			1
Contested Divorce	2015	3	3	7	3	6	7	5	4	1	5	5	2	38	0.0%	↔	51
	2016	4	9	10	3	1	6	4	4	-	-	-	-	41	7.9%	▲	41
Domestic and Family - Level 1	2015	6	3	6	-	-	5	8	2	-	1	2	3	30			36
	2016	9	5	6	-	6	2	2	10	-	-	-	-	40	33.3%	▲	40
Domestic and Family - Level 2	2015	-	3	1	1	3	2	4	2	1	3	-	-	16			20
	2016	-	2	5	1	1	1	2	-	-	-	-	-	12	-25.0%	▼	12
General Civil - Level 1	2015	-	-	-	-	-	-	1	1	-	-	-	-	2			2
General Civil - Level 2	2015	3	9	9	4	9	12	5	5	7	9	4	5	56			81
	2016	5	6	17	5	5	5	13	4	-	-	-	-	60	7.1%	▲	60
General Civil - Level 3	2015	2	-	2	33	5	4	4	3	-	3	5	3	53			64
	2016	1	3	2	24	1	-	1	3	-	-	-	-	35	-34.0%	▼	35
Miscellaneous	2015	99	78	86	68	53	64	75	72	53	80	78	127	595			933
	2016	119	119	138	84	64	91	96	67	-	-	-	-	778	30.8%	▲	778
Misdemeanor	2015	17	19	32	17	16	15	24	13	27	18	17	20	153			235
	2016	27	20	21	18	36	26	13	23	-	-	-	-	184	20.3%	▲	184
Non-Capital Felonies and Related Matters	2015	33	103	45	35	40	32	54	24	45	46	19	42	366			518
	2016	65	37	44	47	84	47	35	44	-	-	-	-	403	10.1%	▲	403
Other	2015	14	28	13	16	17	15	24	11	23	15	23	19	138			218
	2016	23	32	23	31	25	30	21	35	-	-	-	-	220	59.4%	▲	220
Other Criminally Related Matters	2015	3	7	5	4	9	2	9	6	5	8	18	5	45			81
	2016	1	4	12	6	4	-	6	8	-	-	-	-	41	-8.9%	▼	41
Probates/Wills and Trusts - Lev	2015	-	1	1	-	-	1	-	-	-	-	-	-	3			3
Probates/Wills and Trusts - Level 2	2015	3	1	2	-	1	-	2	-	-	1	2	1	9			13
	2016	-	1	2	-	-	1	2	1	-	-	-	-	7	-22.2%	▼	7
Protective Orders	2015	-	-	-	2	1	1	-	3	-	-	1	-	7			8
	2016	-	-	-	1	-	-	-	-	-	-	-	-	1	-85.7%	▼	1
Uncontested Divorce	2015	7	13	12	11	8	7	13	12	12	7	12	3	83			117
	2016	11	13	22	4	15	11	6	13	-	-	-	-	95	14.5%	▲	95

Court: King & Queen Circuit

Start/End Date: Jan-15 / Aug-16

2015 Average Month: 36

Jan-Aug 2015: 289

Filings Trending: ▼

Circuit/Court ID: 9 209097

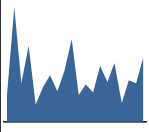
Type of Case: Filings

2016 Average Month:33

Jan-Aug 2016 : 260

Overall AVG. Month: 35

Monthly Summary



Jan 15-Aug 16

Totals

	2015	2016
Civil	87	56
Criminal	220	99
Other	130	105
Total	437	260

Jan --- Aug Filings

289

2015

260

2016

Jan --- Aug Filings

	2015	2016	% Change	Trending
Civil	56	56	-	↔
Criminal	147	99	-32.7%	▼
Other	86	105	22.1%	▲
Total	289	260	-10.0%	▼

	Jan	Feb	Mar	Apr	May	Jun	Jul	Aug	Sep	Oct	Nov	Dec	Thru Aug	% Change	Trending	Total
2015	20	86	29	57	13	26	35	23	38	62	20	28	289			437
2016	22	42	30	44	14	31	29	48	-	-	-	-	260	-10.0%	▼	260

		Jan	Feb	Mar	Apr	May	Jun	Jul	Aug	Sep	Oct	Nov	Dec	Thru Aug	% Change	Trending	Total
Administrative Law	2015	1	-	-	-	-	-	-	-	-	1	-	-	1			2
Contested Divorce	2015	-	-	2	1	-	1	-	1	-	1	-	1	5			7
	2016	1	2	-	1	-	-	1	1	-	-	-	-	6	20.0%	▲	6
Domestic and Family - Level 1	2015	1	-	-	2	1	1	-	6	-	-	-	-	11			11
	2016	-	-	-	2	1	-	-	-	-	-	-	-	3	-72.7%	▼	3
Domestic and Family - Level 2	2015	-	-	-	-	-	3	-	-	-	-	-	-	3			3
General Civil - Level 2	2015	-	-	1	2	-	1	-	2	-	1	-	2	6			9
	2016	-	1	2	2	-	1	2	-	-	-	-	-	8	33.3%	▲	8
General Civil - Level 3	2015	1	-	-	1	1	-	2	1	6	4	4	-	6			20
	2016	1	3	-	-	-	1	4	7	-	-	-	-	16	166.7%	▲	16
Miscellaneous	2015	9	13	22	7	7	14	16	8	13	14	10	12	96			145
	2016	14	21	14	16	7	12	12	20	-	-	-	-	116	20.8%	▲	116
Misdemeanor	2015	4	15	3	9	1	1	4	1	6	13	3	1	38			61
	2016	1	4	1	5	-	3	2	4	-	-	-	-	20	-47.4%	▼	20
Non-Capital Felonies and Related Matters	2015	2	55	1	30	3	2	7	2	8	26	2	12	102			150
	2016	3	9	5	18	2	11	7	10	-	-	-	-	65	-36.3%	▼	65
Other	2015	-	-	-	3	-	1	1	-	-	-	-	-	5			5
	2016	-	-	1	-	-	-	-	2	-	-	-	-	3	-40.0%	▼	3
Other Criminally Related Matters	2015	-	2	-	2	-	1	2	-	3	-	-	-	7			10
	2016	2	1	3	-	1	3	1	3	-	-	-	-	14	100.0%	▲	14
Probates/Wills and Trusts - Lev	2016	-	1	-	-	-	-	-	-	-	-	-	-	1			1
Probates/Wills and Trusts - Level 2	2015	-	-	-	-	-	-	-	1	1	-	-	-	1			2
	2016	-	-	1	-	1	-	-	-	-	-	-	-	2	100.0%	▲	2
Uncontested Divorce	2015	2	1	-	-	-	1	3	1	1	2	1	-	8			12
	2016	-	-	3	-	2	-	-	1	-	-	-	-	6	-25.0%	▼	6

Court: King William Circuit

Start/End Date: Jan-15 / Aug-16

2015 Average Month: 66

Jan-Aug 2015: 514

Filings Trending: ▲

Circuit/Court ID: 9 209101


Type of Case: Filings

2016 Average Month:77

Jan-Aug 2016 : 619

Overall AVG. Month: 70

Monthly Summary



Jan 15-Aug 16

Totals

	2015	2016
Civil	161	115
Criminal	256	204
Other	373	300
Total	790	619

Jan --- Aug Filings

514

2015

619

2016

Jan --- Aug Filings

	2015	2016	% Change	Trending
Civil	107	115	7.5%	▲
Criminal	189	204	7.9%	▲
Other	218	300	37.6%	▲
Total	514	619	20.4%	▲

	Jan	Feb	Mar	Apr	May	Jun	Jul	Aug	Sep	Oct	Nov	Dec	Thru Aug	% Change	Trending	Total
2015	105	54	50	75	63	64	62	41	48	82	43	103	514			790
2016	63	127	88	74	44	76	84	63	-	-	-	-	619	20.4%	▲	619

		Jan	Feb	Mar	Apr	May	Jun	Jul	Aug	Sep	Oct	Nov	Dec	Thru Aug	% Change	Trending	Total
Administrative Law	2015	-	-	-	-	-	-	1	-	-	-	-	-	1			1
Capital Murder	2016	-	1	-	-	-	-	-	-	-	-	-	-	1			1
Contested Divorce	2015	-	-	1	-	-	-	-	-	1	2	1	2	1			7
	2016	2	2	1	1	-	2	1	3	-	-	-	-	12	1,100.0%	▲	12
Domestic and Family - Level 1	2015	2	3	4	3	-	-	1	2	2	-	5	3	15			25
	2016	1	1	2	1	-	1	-	4	-	-	-	-	10	-33.3%	▼	10
Domestic and Family - Level 2	2015	-	2	1	1	1	2	1	-	2	-	-	-	8			10
	2016	-	-	-	-	-	2	-	-	-	-	-	-	2	-75.0%	▼	2
General Civil - Level 1	2015	1	1	-	2	-	-	-	-	-	-	-	-	4			4
	2016	-	-	-	1	-	-	-	-	-	-	-	-	1	-75.0%	▼	1
General Civil - Level 2	2015	2	1	1	1	3	10	2	3	2	2	2	2	23			31
	2016	-	2	1	2	-	4	2	4	-	-	-	-	15	-34.8%	▼	15
General Civil - Level 3	2015	3	1	2	2	5	3	1	1	-	2	1	3	18			24
	2016	2	1	2	-	1	3	1	1	-	-	-	-	11	-38.9%	▼	11
Miscellaneous	2015	43	37	29	24	19	38	27	29	27	33	32	76	246			414
	2016	47	56	43	37	34	30	48	42	-	-	-	-	337	37.0%	▲	337
Misdemeanor	2015	9	3	1	7	9	1	14	-	2	2	1	4	44			53
	2016	4	7	11	5	4	1	2	4	-	-	-	-	38	-13.6%	▼	38
Non-Capital Felonies and Related Matters	2015	44	2	6	32	23	5	12	2	8	35	-	10	126			179
	2016	-	56	22	22	1	28	28	1	-	-	-	-	158	25.4%	▲	158
Other	2016	1	1	-	2	1	1	-	-	-	-	-	-	6			6
Other Criminally Related Matters	2015	-	4	2	3	2	5	2	1	2	2	1	-	19			24
	2016	3	-	1	-	-	1	-	2	-	-	-	-	7	-63.2%	▼	7
Probates/Wills and Trusts - Lev	2015	-	-	1	-	-	-	-	-	-	-	-	-	1			1
Probates/Wills and Trusts - Lev	2015	-	-	-	-	1	-	-	-	-	-	-	-	1			1
Protective Orders	2015	1	-	-	-	-	-	-	-	-	-	-	-	1			1
Uncontested Divorce	2015	-	-	2	-	-	-	1	3	2	4	-	3	6			15
	2016	3	-	5	3	3	3	2	2	-	-	-	-	21	250.0%	▲	21

Court: Mathews Circuit

Start/End Date: Jan-15 / Aug-16

2015 Average Month: 40

Jan-Aug 2015: 311

Filings Trending: ▲

Circuit/Court ID: 9 209115


Type of Case: Filings

2016 Average Month:41

Jan-Aug 2016 : 325

Overall AVG. Month: 40

Monthly Summary



Jan 15-Aug 16

Totals

	2015	2016
Civil	133	66
Criminal	170	135
Other	178	124
Total	481	325

Jan --- Aug Filings

311

2015

325

2016

Jan --- Aug Filings

	2015	2016	% Change	Trending
Civil	89	66	-25.8%	▼
Criminal	110	135	22.7%	▲
Other	112	124	10.7%	▲
Total	311	325	4.5%	▲

	Jan	Feb	Mar	Apr	May	Jun	Jul	Aug	Sep	Oct	Nov	Dec	Thru Aug	% Change	Trending	Total
2015	31	31	58	45	35	39	53	19	29	31	55	55	311			481
2016	35	25	69	49	44	25	28	50	-	-	-	-	325	4.5%	▲	325

		Jan	Feb	Mar	Apr	May	Jun	Jul	Aug	Sep	Oct	Nov	Dec	Thru Aug	% Change	Trending	Total
Administrative Law	2015	-	-	-	-	-	-	-	-	1	-	-	-	0			1
	2016	-	-	-	1	-	-	-	-	-	-	-	-	1	0.0%	↔	1
Contested Divorce	2015	-	2	-	1	-	-	-	1	2	-	1	-	4			7
	2016	-	-	-	-	1	-	1	1	-	-	-	-	3	-25.0%	▼	3
Domestic and Family - Level 1	2015	-	-	-	-	-	6	-	-	2	-	-	8	6			16
	2016	-	-	1	-	-	1	1	1	-	-	-	-	4	-33.3%	▼	4
Domestic and Family - Level 2	2015	-	-	1	1	-	-	1	-	-	-	1	-	3			4
	2016	-	-	-	-	1	-	1	-	-	-	-	-	2	-33.3%	▼	2
General Civil - Level 1	2015	1	-	-	-	-	-	-	-	-	1	1	-	1			3
	2016	-	-	-	-	1	-	-	-	-	-	-	-	1	0.0%	↔	1
General Civil - Level 2	2015	3	3	2	1	-	1	3	1	-	-	1	3	14			18
	2016	2	2	3	2	-	2	1	-	-	-	-	-	12	-14.3%	▼	12
General Civil - Level 3	2015	-	1	2	5	1	-	-	1	-	2	2	1	10			15
	2016	3	-	-	-	-	-	1	1	-	-	-	-	5	-50.0%	▼	5
Miscellaneous	2015	20	19	27	33	14	12	8	12	9	13	20	31	145			218
	2016	24	23	26	13	11	18	16	13	-	-	-	-	144	-0.7%	▼	144
Misdemeanor	2015	1	1	3	-	6	2	5	-	4	1	-	6	18			29
	2016	1	-	5	-	11	-	-	-	-	-	-	-	17	-5.6%	▼	17
Non-Capital Felonies and Related Matters	2015	5	3	19	-	11	11	32	3	8	11	23	2	84			128
	2016	-	-	32	31	13	1	1	30	-	-	-	-	108	28.6%	▲	108
Other	2015	-	-	1	-	-	-	-	-	-	-	-	2	1			3
	2016	-	-	1	-	-	-	-	-	-	-	-	-	1	0.0%	↔	1
Other Criminally Related Matters	2015	-	2	-	3	2	2	-	-	2	1	2	-	9			14
	2016	3	-	1	-	2	2	1	2	-	-	-	-	11	22.2%	▲	11
Probates/Wills and Trusts - Level 2	2015	-	-	1	-	-	-	-	-	-	-	-	-	1			1
	2016	1	-	-	-	-	-	2	-	-	-	-	-	3	200.0%	▲	3
Protective Orders	2015	-	-	-	-	-	1	-	-	-	-	-	-	1			1
	2016	-	-	-	-	-	1	-	-	-	-	-	-	1	0.0%	↔	1
Uncontested Divorce	2015	1	-	2	1	1	4	4	1	1	2	4	2	14			23
	2016	1	-	-	2	4	-	3	2	-	-	-	-	12	-14.3%	▼	12

Court: Middlesex Circuit

Start/End Date: Jan-15 / Aug-16

2015 Average Month: 44

Jan-Aug 2015: 365

Filings Trending: ▲

Circuit/Court ID: 9 209119


Type of Case: Filings

2016 Average Month:65

Jan-Aug 2016 : 518

Overall AVG. Month: 52

Monthly Summary



Jan 15-Aug 16

Totals

	2015	2016
Civil	118	95
Criminal	189	251
Other	224	172
Total	531	518

Jan --- Aug Filings

365

2015

518

2016

Jan --- Aug Filings

	2015	2016	% Change	Trending
Civil	84	95	13.1%	▲
Criminal	141	251	78.0%	▲
Other	140	172	22.9%	▲
Total	365	518	41.9%	▲

	Jan	Feb	Mar	Apr	May	Jun	Jul	Aug	Sep	Oct	Nov	Dec	Thru Aug	% Change	Trending	Total
2015	49	37	52	38	44	55	54	36	53	31	25	57	365			531
2016	62	64	125	51	83	34	48	51	-	-	-	-	518	41.9%	▲	518

		Jan	Feb	Mar	Apr	May	Jun	Jul	Aug	Sep	Oct	Nov	Dec	Thru Aug	% Change	Trending	Total
Capital Murder	2015	-	-	-	-	2	-	-	-	-	-	-	-	2			2
	2016	-	-	-	-	1	-	-	-	-	-	-	-	1	-50.0%	▼	1
Contested Divorce	2015	-	1	1	1	-	1	1	-	1	-	1	1	5			8
	2016	2	-	-	-	-	-	1	-	-	-	-	-	3	-40.0%	▼	3
Domestic and Family - Level 1	2015	-	1	-	-	-	-	-	4	-	2	1	1	5			9
	2016	-	-	2	1	-	-	-	-	-	-	-	-	3	-40.0%	▼	3
Domestic and Family - Level 2	2015	2	-	1	2	-	-	1	-	-	-	-	-	6			6
	2016	-	-	-	-	-	2	-	1	-	-	-	-	3	-50.0%	▼	3
General Civil - Level 2	2015	2	3	6	4	-	4	-	-	-	3	-	1	19			23
	2016	1	3	3	2	1	1	1	4	-	-	-	-	16	-15.8%	▼	16
General Civil - Level 3	2015	-	-	-	1	2	1	-	-	-	-	-	2	4			6
	2016	1	-	1	-	13	3	1	1	-	-	-	-	20	400.0%	▲	20
Miscellaneous	2015	17	28	26	15	11	23	17	12	13	12	17	45	149			236
	2016	27	38	22	19	11	16	23	28	-	-	-	-	184	23.5%	▲	184
Misdemeanor	2015	11	-	3	-	5	7	6	3	15	1	1	-	35			52
	2016	10	6	19	2	13	4	5	4	-	-	-	-	63	80.0%	▲	63
Non-Capital Felonies and Related Matters	2015	13	3	8	9	19	14	22	12	18	4	1	3	100			126
	2016	14	10	68	20	41	4	11	10	-	-	-	-	178	78.0%	▲	178
Other	2015	-	-	3	2	2	3	1	2	4	1	1	-	13			19
	2016	2	2	3	1	-	-	2	-	-	-	-	-	10	-23.1%	▼	10
Other Criminally Related Matters	2015	2	-	-	-	2	-	1	-	-	2	2	1	5			10
	2016	2	3	2	1	1	2	-	-	-	-	-	-	11	120.0%	▲	11
Probates/Wills and Trusts - Level 2	2015	-	-	1	1	-	1	-	2	1	-	-	-	5			6
	2016	2	-	-	1	-	-	2	-	-	-	-	-	5	0.0%	↔	5
Protective Orders	2015	-	-	-	-	-	1	1	-	-	2	-	1	2			5
	2016	-	-	-	2	-	-	-	1	-	-	-	-	3	50.0%	▲	3
Uncontested Divorce	2015	2	1	3	3	1	-	4	1	1	4	1	2	15			23
	2016	1	2	5	2	2	2	2	2	-	-	-	-	18	20.0%	▲	18

Court: New Kent Circuit

Start/End Date: Jan-15 / Aug-16

2015 Average Month: 102

Jan-Aug 2015: 727

Filings Trending: ▲

Circuit/Court ID: 9 209127


Type of Case: Filings

2016 Average Month:122

Jan-Aug 2016 : 975

Overall AVG. Month: 110

Monthly Summary



Jan 15-Aug 16

Totals

	2015	2016
Civil	178	147
Criminal	422	320
Other	621	508
Total	1,221	975

Jan --- Aug Filings

727

975

2015

2016

Jan --- Aug Filings

	2015	2016	% Change	Trending
Civil	129	147	14.0%	▲
Criminal	287	320	11.5%	▲
Other	311	508	63.3%	▲
Total	727	975	34.1%	▲

	Jan	Feb	Mar	Apr	May	Jun	Jul	Aug	Sep	Oct	Nov	Dec	Thru Aug	% Change	Trending	Total
2015	107	84	139	83	84	58	80	92	107	98	106	183	727			1,221
2016	131	162	134	96	102	121	123	106	-	-	-	-	975	34.1%	▲	975

		Jan	Feb	Mar	Apr	May	Jun	Jul	Aug	Sep	Oct	Nov	Dec	Thru Aug	% Change	Trending	Total
Administrative Law	2015	1	-	-	-	-	-	-	-	-	-	-	-	1			1
Contested Divorce	2015	-	1	4	3	2	-	2	2	2	1	3	2	14			22
	2016	3	2	2	-	-	2	3	2	-	-	-	-	14	0.0%	↔	14
Domestic and Family - Level 1	2015	-	2	-	2	1	-	-	3	1	1	1	-	8			11
	2016	-	2	-	3	-	-	-	3	-	-	-	-	8	0.0%	↔	8
Domestic and Family - Level 2	2015	2	2	-	1	1	-	-	2	-	-	2	1	8			11
	2016	-	-	-	1	1	-	1	-	-	-	-	-	3	-62.5%	▼	3
General Civil - Level 1	2015	-	-	-	1	-	-	-	-	-	-	-	-	1			1
General Civil - Level 2	2015	2	1	1	2	1	1	-	1	1	4	3	1	9			18
	2016	4	3	1	-	2	3	4	2	-	-	-	-	19	111.1%	▲	19
General Civil - Level 3	2015	2	3	-	1	2	-	1	1	-	1	-	3	10			14
	2016	2	3	3	-	2	-	5	1	-	-	-	-	16	60.0%	▲	16
Miscellaneous	2015	52	36	42	37	24	33	47	35	45	53	60	90	306			554
	2016	72	88	67	46	36	54	63	51	-	-	-	-	477	55.9%	▲	477
Misdemeanor	2015	11	8	17	12	10	11	9	11	17	13	11	5	89			135
	2016	15	16	12	9	14	8	11	11	-	-	-	-	96	7.9%	▲	96
Non-Capital Felonies and Related Matters	2015	22	5	61	17	35	4	12	16	34	18	8	18	172			250
	2016	21	28	40	21	28	24	25	19	-	-	-	-	206	19.8%	▲	206
Other	2015	9	14	5	3	4	2	1	9	3	3	11	58	47			122
	2016	10	12	2	9	16	13	5	5	-	-	-	-	72	53.2%	▲	72
Other Criminally Related Matters	2015	2	6	4	1	1	4	2	6	1	2	5	3	26			37
	2016	-	3	2	-	1	5	-	7	-	-	-	-	18	-30.8%	▼	18
Probates/Wills and Trusts - Lev	2016	-	-	-	-	-	-	-	1	-	-	-	-	1			1
Probates/Wills and Trusts - Level 2	2015	-	-	-	-	-	-	1	2	1	1	-	-	3			5
	2016	1	-	-	-	-	1	-	-	-	-	-	-	2	-33.3%	▼	2
Uncontested Divorce	2015	4	6	5	3	3	3	5	4	2	1	2	2	33			40
	2016	3	5	5	7	2	11	6	4	-	-	-	-	43	30.3%	▲	43

Court: York Circuit

Start/End Date: Jan-15 / Aug-16

2015 Average Month: 252

Jan-Aug 2015: 1,940

Filings Trending: ▲

Circuit/Court ID: 9 209199


Type of Case: Filings

2016 Average Month:306

Jan-Aug 2016 : 2,451

Overall AVG. Month: 274

Monthly Summary




Jan 15-Aug 16

Totals

	2015	2016
Civil	782	580
Criminal	1,043	711
Other	1,196	1,160
Total	3,021	2,451

Jan --- Aug Filings



2015 2016

Jan --- Aug Filings

	2015	2016	% Change	Trending
Civil	527	580	10.1%	▲
Criminal	647	711	9.9%	▲
Other	766	1,160	51.4%	▲
Total	1,940	2,451	26.3%	▲

	Jan	Feb	Mar	Apr	May	Jun	Jul	Aug	Sep	Oct	Nov	Dec	Thru Aug	% Change	Trending	Total
2015	262	206	258	250	247	214	269	234	215	275	249	342	1,940			3,021
2016	353	342	326	281	260	279	292	318	-	-	-	-	2,451	26.3%	▲	2,451

		Jan	Feb	Mar	Apr	May	Jun	Jul	Aug	Sep	Oct	Nov	Dec	Thru Aug	% Change	Trending	Total
Administrative Law	2015	-	1	-	-	-	-	-	-	1	-	-	1	1			3
	2016	-	1	-	-	1	-	-	1	-	-	-	-	3	200.0%	▲	3
Contested Divorce	2015	3	3	10	4	5	12	6	7	6	6	4	3	50			69
	2016	5	7	5	2	6	7	7	8	-	-	-	-	47	-6.0%	▼	47
Domestic and Family - Level 1	2015	2	4	3	3	3	1	4	4	4	2	1	4	24			35
	2016	1	7	3	2	-	2	-	1	-	-	-	-	16	-33.3%	▼	16
Domestic and Family - Level 2	2015	5	2	14	12	6	4	13	10	7	12	7	8	66			100
	2016	4	11	13	8	7	8	9	9	-	-	-	-	69	4.5%	▲	69
General Civil - Level 1	2015	1	-	-	-	-	-	-	-	-	-	-	-	1			1
General Civil - Level 2	2015	5	7	11	17	5	20	6	16	4	16	12	8	87			127
	2016	11	9	9	9	10	10	6	8	-	-	-	-	72	-17.2%	▼	72
General Civil - Level 3	2015	4	1	7	1	3	3	5	6	5	6	2	1	30			44
	2016	1	-	6	1	3	7	9	3	-	-	-	-	30	0.0%	↔	30
Miscellaneous	2015	123	99	137	99	100	92	122	114	95	91	105	197	886			1,374
	2016	216	198	172	144	128	134	188	163	-	-	-	-	1,343	51.6%	▲	1,343
Misdemeanor	2015	26	16	13	28	11	9	6	10	18	15	16	16	119			184
	2016	13	15	18	27	22	20	11	22	-	-	-	-	148	24.4%	▲	148
Non-Capital Felonies and Related Matters	2015	74	50	29	51	84	50	74	56	48	99	69	79	468			763
	2016	81	68	73	61	56	61	38	81	-	-	-	-	519	10.9%	▲	519
Other	2015	2	1	5	2	6	3	4	1	1	2	-	-	24			27
	2016	-	2	2	1	-	1	2	1	-	-	-	-	9	-62.5%	▼	9
Other Criminally Related Matters	2015	5	8	3	17	9	5	12	2	8	4	19	6	61			98
	2016	6	2	7	8	1	9	7	4	-	-	-	-	44	-27.9%	▼	44
Probates/Wills and Trusts - Level 1	2015	-	-	1	-	-	1	-	-	-	1	-	-	2			3
	2016	-	-	-	-	-	-	-	1	-	-	-	-	1	-50.0%	▼	1
Probates/Wills and Trusts - Level 2	2015	2	1	1	-	1	4	6	1	1	4	-	4	16			25
	2016	1	1	1	2	4	1	1	1	-	-	-	-	12	-25.0%	▼	12
Protective Orders	2015	1	-	-	-	-	-	-	1	1	2	-	1	2			6
	2016	1	1	-	1	-	1	-	-	-	-	-	-	4	100.0%	▲	4
Uncontested Divorce	2015	9	13	24	16	14	10	11	6	16	15	14	14	103			162
	2016	13	20	17	15	22	18	14	15	-	-	-	-	134	30.1%	▲	134

Court: Williamsburg Circuit

Start/End Date: Jan-15 / Aug-16

2015 Average Month: 303

Jan-Aug 2015: 2,323

Filings Trending: ▲

Circuit/Court ID: 9 209830


Type of Case: Filings

2016 Average Month:368

Jan-Aug 2016 : 2,942

Overall AVG. Month: 329

Monthly Summary



Jan 15-Aug 16

Totals

	2015	2016
Civil	969	693
Criminal	1,243	915
Other	1,426	1,334
Total	3,638	2,942

Jan --- Aug Filings

2,323

2015

2,942

2016

Jan --- Aug Filings

	2015	2016	% Change	Trending
Civil	668	693	3.7%	▲
Criminal	807	915	13.4%	▲
Other	848	1,334	57.3%	▲
Total	2,323	2,942	26.6%	▲

	Jan	Feb	Mar	Apr	May	Jun	Jul	Aug	Sep	Oct	Nov	Dec	Thru Aug	% Change	Trending	Total
2015	324	266	325	276	258	273	337	264	316	282	336	381	2,323			3,638
2016	404	350	431	341	369	365	316	366	-	-	-	-	2,942	26.6%	▲	2,942

		Jan	Feb	Mar	Apr	May	Jun	Jul	Aug	Sep	Oct	Nov	Dec	Thru Aug	% Change	Trending	Total
Administrative Law	2015	-	-	-	-	-	1	1	-	-	1	-	1	2			4
	2016	1	-	-	1	-	-	-	-	-	-	-	-	2	0.0%	↔	2
Capital Murder	2015	-	-	4	-	-	-	-	-	-	-	-	-	4			4
	2016	9	7	5	9	7	4	7	2	4	5	9	2	50			70
Contested Divorce	2015	10	6	11	4	7	8	6	8	-	-	-	-	60	20.0%	▲	60
	2016	3	5	3	2	7	4	9	9	1	3	3	3	42			52
Domestic and Family - Level 1	2015	3	6	6	2	3	8	7	3	-	-	-	-	38	-9.5%	▼	38
	2016	3	6	6	2	3	8	7	3	-	-	-	-	38	-9.5%	▼	38
Domestic and Family - Level 2	2015	5	1	5	2	4	-	-	4	-	-	3	3	21			27
	2016	-	1	3	4	2	2	2	1	-	-	-	-	15	-28.6%	▼	15
General Civil - Level 1	2015	-	3	2	1	2	1	1	1	1	-	1	-	11			13
	2016	1	-	1	4	-	-	2	1	-	-	-	-	9	-18.2%	▼	9
General Civil - Level 2	2015	18	8	8	12	12	15	12	12	13	9	18	10	97			147
	2016	11	14	13	7	14	11	13	15	-	-	-	-	98	1.0%	▲	98
General Civil - Level 3	2015	6	6	1	11	4	14	11	5	-	9	9	8	58			84
	2016	4	7	7	5	4	13	2	4	-	-	-	-	46	-20.7%	▼	46
Miscellaneous	2015	123	101	129	94	82	83	112	107	116	91	112	235	831			1,385
	2016	177	173	176	144	118	149	168	161	-	-	-	-	1,266	52.3%	▲	1,266
Misdemeanor	2015	44	26	31	34	34	43	44	30	42	44	44	21	286			437
	2016	37	25	42	59	40	41	25	48	-	-	-	-	317	10.8%	▲	317
Non-Capital Felonies and Related Matters	2015	51	39	66	52	57	49	74	29	69	52	78	45	417			661
	2016	80	58	86	51	83	54	22	59	-	-	-	-	493	18.2%	▲	493
Other	2015	29	47	44	29	14	23	34	37	44	28	31	27	257			387
	2016	49	29	48	40	54	42	48	30	-	-	-	-	340	32.3%	▲	340
Other Criminally Related Matters	2015	10	9	8	19	16	15	13	14	10	10	10	13	104			147
	2016	8	14	14	12	23	16	8	12	-	-	-	-	107	2.9%	▲	107
Probates/Wills and Trusts - Level 1	2015	1	-	1	-	1	1	-	-	1	2	-	-	4			7
	2016	1	1	-	-	-	-	1	-	-	-	-	-	3	-25.0%	▼	3
Probates/Wills and Trusts - Level 2	2015	-	1	3	2	1	4	3	1	1	2	6	2	15			26
	2016	3	2	4	2	1	2	5	5	-	-	-	-	24	60.0%	▲	24
Uncontested Divorce	2015	25	13	15	9	17	16	16	13	14	26	12	11	124			187
	2016	19	14	20	6	20	19	7	19	-	-	-	-	124	0.0%	↔	124

Court: Appomattox Circuit

Start/End Date: Jan-15 / Aug-16

2015 Average Month: 73

Jan-Aug 2015: 593

Filings Trending: ▲

Circuit/Court ID: 10

210011


Type of Case: Filings

2016 Average Month:80

Jan-Aug 2016 : 637

Overall AVG. Month: 76

Monthly Summary



Jan 15-Aug 16

Totals

	2015	2016
Civil	180	109
Criminal	335	249
Other	362	279
Total	877	637

Jan --- Aug Filings

593

2015

637

2016

Jan --- Aug Filings

	2015	2016	% Change	Trending
Civil	121	109	-9.9%	▼
Criminal	279	249	-10.8%	▼
Other	193	279	44.6%	▲
Total	593	637	7.4%	▲

	Jan	Feb	Mar	Apr	May	Jun	Jul	Aug	Sep	Oct	Nov	Dec	Thru Aug	% Change	Trending	Total
2015	72	58	61	66	59	140	52	85	48	82	59	95	593			877
2016	106	67	107	55	78	93	70	61	-	-	-	-	637	7.4%	▲	637

		Jan	Feb	Mar	Apr	May	Jun	Jul	Aug	Sep	Oct	Nov	Dec	Thru Aug	% Change	Trending	Total
Contested Divorce	2015	-	-	2	1	2	1	1	1	3	3	2	-	8			16
	2016	-	1	4	2	1	2	-	2	-	-	-	-	12	50.0%	▲	12
Domestic and Family - Level 1	2015	-	2	-	-	-	7	3	3	3	3	5	1	15			27
	2016	-	-	-	2	1	1	3	1	-	-	-	-	8	-46.7%	▼	8
Domestic and Family - Level 2	2015	-	-	-	-	2	3	-	1	-	-	2	-	6			8
	2016	-	-	2	-	1	-	1	3	-	-	-	-	7	16.7%	▲	7
General Civil - Level 1	2015	-	-	-	1	-	-	-	-	-	-	-	-	1			1
	2016	-	-	-	1	-	-	-	-	-	-	-	-	1	0.0%	↔	1
General Civil - Level 2	2015	2	-	1	2	2	-	1	-	1	-	-	2	8			11
	2016	-	5	1	3	4	-	1	2	-	-	-	-	16	100.0%	▲	16
General Civil - Level 3	2015	-	1	1	2	5	1	-	3	-	1	-	1	13			15
	2016	4	1	3	1	-	-	1	-	-	-	-	-	10	-23.1%	▼	10
Miscellaneous	2015	33	27	39	26	25	26	29	32	25	37	38	90	237			427
	2016	46	41	42	40	25	42	36	32	-	-	-	-	304	28.3%	▲	304
Misdemeanor	2015	7	1	1	2	3	8	2	4	2	8	2	-	28			40
	2016	10	2	14	-	4	11	5	1	-	-	-	-	47	67.9%	▲	47
Non-Capital Felonies and Related Matters	2015	27	24	13	28	11	90	12	38	11	25	4	1	243			284
	2016	39	12	30	1	33	33	18	19	-	-	-	-	185	-23.9%	▼	185
Other	2015	-	-	1	-	1	-	-	-	-	1	1	-	2			4
	2016	-	-	1	-	-	1	1	-	-	-	-	-	3	50.0%	▲	3
Other Criminally Related Matters	2015	-	1	1	-	6	-	-	-	1	1	1	-	8			11
	2016	5	2	5	-	4	1	1	-	-	-	-	-	18	125.0%	▲	18
Probates/Wills and Trusts - Lev	2016	-	-	-	-	1	-	-	-	-	-	-	-	1			1
Probates/Wills and Trusts - Level 2	2015	2	-	-	1	-	-	-	1	-	1	-	-	4			5
	2016	-	1	-	1	-	2	-	-	-	-	-	-	4	0.0%	↔	4
Uncontested Divorce	2015	1	2	2	3	2	4	4	2	2	2	4	-	20			28
	2016	2	2	5	4	4	-	3	1	-	-	-	-	21	5.0%	▲	21

Court: Buckingham Circuit

Start/End Date: Jan-15 / Aug-16

2015 Average Month: 67

Jan-Aug 2015: 462

Filings Trending: ▲

Circuit/Court ID: 10

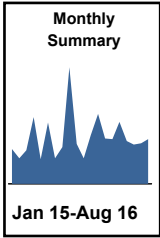
210029

Type of Case: Filings

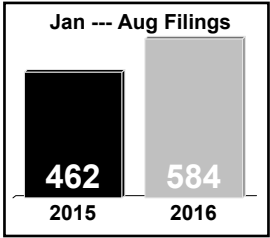
2016 Average Month:73

Jan-Aug 2016 : 584

Overall AVG. Month: 70



Totals		
	2015	2016
Civil	170	145
Criminal	393	207
Other	245	232
Total	808	584



Jan --- Aug Filings				
	2015	2016	% Change	Trending
Civil	120	145	20.8%	▲
Criminal	198	207	4.5%	▲
Other	144	232	61.1%	▲
Total	462	584	26.4%	▲

	Jan	Feb	Mar	Apr	May	Jun	Jul	Aug	Sep	Oct	Nov	Dec	Thru Aug	% Change	Trending	Total
2015	52	38	50	100	37	92	38	55	175	60	38	73	462			808
2016	105	68	67	93	64	59	61	67	-	-	-	-	584	26.4%	▲	584

		Jan	Feb	Mar	Apr	May	Jun	Jul	Aug	Sep	Oct	Nov	Dec	Thru Aug	% Change	Trending	Total
Administrative Law	2015	-	-	-	-	-	-	-	1	-	-	-	-	1			1
	2016	-	-	-	-	-	1	-	-	-	-	-	-	1	0.0%	↔	1
Capital Murder	2015	-	-	-	-	-	1	-	-	-	-	-	-	1			1
	2016	-	-	-	-	-	1	-	-	-	-	-	-	1			1
Contested Divorce	2015	2	6	1	-	2	-	1	2	1	-	-	1	14			16
	2016	2	1	1	-	-	1	1	2	-	-	-	-	8	-42.9%	▼	8
Domestic and Family - Level 1	2015	1	-	2	2	-	-	-	1	1	-	4	-	6			11
	2016	2	-	-	4	-	5	-	-	-	-	-	-	11	83.3%	▲	11
Domestic and Family - Level 2	2016	2	1	-	1	-	-	2	-	-	-	-	-	6			6
	2015	1	2	-	4	1	4	6	6	-	2	3	5	24			34
General Civil - Level 2	2016	2	3	2	2	1	-	3	2	-	-	-	-	15	-37.5%	▼	15
	2015	1	-	-	-	1	-	-	-	-	-	-	1	2			3
General Civil - Level 3	2016	-	1	-	2	-	-	-	2	-	-	-	-	5	150.0%	▲	5
	2015	15	21	26	30	17	29	25	22	21	36	22	40	185			304
Miscellaneous	2016	46	44	46	23	31	34	30	37	-	-	-	-	291	57.3%	▲	291
	2015	2	-	3	4	3	6	2	-	25	6	3	5	20			59
Misdemeanor	2016	5	3	1	1	8	-	6	1	-	-	-	-	25	25.0%	▲	25
	2015	28	8	12	55	8	45	1	19	123	9	4	17	176			329
Non-Capital Felonies and Related Matters	2016	43	12	13	55	15	11	15	19	-	-	-	-	183	4.0%	▲	183
	2015	-	-	-	-	-	1	-	-	1	-	-	-	1			2
Other	2016	-	-	-	-	-	1	-	-	-	-	-	-	1	0.0%	↔	1
	2015	-	-	-	1	-	-	-	-	1	2	-	-	1	0.0%	↔	4
Other Criminally Related Matters	2016	-	-	-	1	-	-	-	-	-	-	-	-	1	0.0%	↔	1
	2015	-	-	-	-	-	1	-	-	-	-	-	-	1			1
Probates/Wills and Trusts - Lev	2016	-	1	-	-	-	-	1	-	-	-	-	-	2			2
	2015	-	1	1	-	-	2	-	-	-	-	-	-	4	100.0%	▲	4
Probates/Wills and Trusts - Level 2	2016	-	-	-	-	-	-	2	-	-	-	-	-	2			2
	2015	2	-	6	4	5	5	2	4	2	5	2	4	28			41
Protective Orders	2016	3	2	3	4	9	4	2	4	-	-	-	-	31	10.7%	▲	31
	2015	-	-	-	-	-	-	2	-	-	-	-	-	2			2
Uncontested Divorce	2016	-	-	-	-	-	-	-	-	-	-	-	-	-			-
	2015	2	-	6	4	5	5	2	4	2	5	2	4	28			41
	2016	3	2	3	4	9	4	2	4	-	-	-	-	31	10.7%	▲	31

Court: Charlotte Circuit

Start/End Date: Jan-15 / Aug-16

2015 Average Month: 49

Jan-Aug 2015: 419

Filings Trending: ▲

Circuit/Court ID: 10

210037


Type of Case: Filings

2016 Average Month:63

Jan-Aug 2016 : 505

Overall AVG. Month: 55

Monthly Summary



Jan 15-Aug 16

Totals

	2015	2016
Civil	174	114
Criminal	222	209
Other	195	182
Total	591	505

Jan --- Aug Filings

419

505

2015

2016

Jan --- Aug Filings

	2015	2016	% Change	Trending
Civil	120	114	-5.0%	▼
Criminal	180	209	16.1%	▲
Other	119	182	52.9%	▲
Total	419	505	20.5%	▲

	Jan	Feb	Mar	Apr	May	Jun	Jul	Aug	Sep	Oct	Nov	Dec	Thru Aug	% Change	Trending	Total
2015	29	125	50	58	28	41	41	47	49	36	44	43	419			591
2016	64	85	62	59	50	90	44	51	-	-	-	-	505	20.5%	▲	505

		Jan	Feb	Mar	Apr	May	Jun	Jul	Aug	Sep	Oct	Nov	Dec	Thru Aug	% Change	Trending	Total
Contested Divorce	2015	1	1	-	1	1	2	3	2	1	-	-	2	11			14
	2016	2	1	-	1	2	-	3	3	-	-	-	-	12	9.1%	▲	12
Domestic and Family - Level 1	2015	-	1	2	-	-	2	2	3	1	5	1	2	10			19
	2016	-	2	5	2	4	-	1	2	-	-	-	-	16	60.0%	▲	16
Domestic and Family - Level 2	2015	-	-	1	1	1	-	1	-	4	1	-	2	4			11
	2016	1	-	2	1	-	2	-	-	-	-	-	-	6	50.0%	▲	6
General Civil - Level 1	2015	-	-	-	-	-	-	1	-	-	-	-	-	1			1
	2016	-	-	-	-	-	-	-	-	-	-	-	-	-			-
General Civil - Level 2	2015	2	2	5	4	2	1	1	3	3	1	1	1	20			26
	2016	-	2	1	2	1	2	1	2	-	-	-	-	11	-45.0%	▼	11
General Civil - Level 3	2015	1	1	2	3	-	2	1	2	2	-	2	-	12			16
	2016	-	4	-	1	-	-	-	1	-	-	-	-	6	-50.0%	▼	6
Miscellaneous	2015	18	24	26	23	13	17	12	19	17	16	19	23	152			227
	2016	25	40	31	20	21	12	19	13	-	-	-	-	181	19.1%	▲	181
Misdemeanor	2015	-	7	2	2	4	4	1	3	6	3	6	2	23			40
	2016	3	7	6	2	-	4	1	3	-	-	-	-	26	13.0%	▲	26
Non-Capital Felonies and Related Matters	2015	5	86	8	17	4	10	14	8	7	3	8	6	152			176
	2016	27	17	8	21	13	66	5	16	-	-	-	-	173	13.8%	▲	173
Other	2015	-	-	1	1	-	-	-	3	4	5	5	2	5			21
	2016	3	5	1	2	3	3	10	5	-	-	-	-	32	540.0%	▲	32
Other Criminally Related Matters	2015	-	-	1	3	1	-	-	-	-	1	-	1	5			7
	2016	1	2	2	3	2	-	-	-	-	-	-	-	10	100.0%	▲	10
Probates/Wills and Trusts - Lev	2015	-	-	-	-	-	-	1	-	-	-	-	-	1			1
	2016	-	-	1	-	-	-	1	-	1	-	1	-	2			4
Probates/Wills and Trusts - Level 2	2015	-	-	1	-	-	-	-	-	-	-	-	-	6	200.0%	▲	6
	2016	-	3	1	1	-	-	-	1	-	-	-	-	-			-
Uncontested Divorce	2015	2	3	1	3	2	3	4	4	3	1	1	2	22			29
	2016	2	2	5	3	4	1	3	5	-	-	-	-	25	13.6%	▲	25

Court: Cumberland Circuit

Start/End Date: Jan-15 / Aug-16

2015 Average Month: 37

Jan-Aug 2015: 295

Filings Trending: ▲

Circuit/Court ID: 10

210049


Type of Case: Filings

2016 Average Month:41

Jan-Aug 2016 : 331

Overall AVG. Month: 39

Monthly Summary



Jan 15-Aug 16

Totals

	2015	2016
Civil	87	65
Criminal	176	111
Other	180	155
Total	443	331

Jan --- Aug Filings

295

2015

331

2016

Jan --- Aug Filings

	2015	2016	% Change	Trending
Civil	54	65	20.4%	▲
Criminal	136	111	-18.4%	▼
Other	105	155	47.6%	▲
Total	295	331	12.2%	▲

	Jan	Feb	Mar	Apr	May	Jun	Jul	Aug	Sep	Oct	Nov	Dec	Thru Aug	% Change	Trending	Total
2015	41	28	36	46	29	54	30	31	29	45	25	49	295			443
2016	57	43	48	32	48	54	28	21	-	-	-	-	331	12.2%	▲	331

		Jan	Feb	Mar	Apr	May	Jun	Jul	Aug	Sep	Oct	Nov	Dec	Thru Aug	% Change	Trending	Total
Contested Divorce	2015	-	-	-	-	2	-	-	1	1	1	4	1	3			10
	2016	-	-	1	1	-	1	1	-	-	-	-	-	4	33.3%	▲	4
Domestic and Family - Level 1	2015	1	-	1	2	-	2	-	2	-	1	-	1	8			10
	2016	3	-	1	-	3	-	1	-	-	-	-	-	8	0.0%	↔	8
Domestic and Family - Level 2	2015	-	-	-	1	-	-	-	-	1	-	-	-	1			2
	2016	3	1	-	-	1	-	-	-	-	-	-	-	5	400.0%	▲	5
General Civil - Level 2	2015	-	2	-	1	2	1	1	-	-	2	2	-	7			11
	2016	1	1	4	-	1	-	-	-	-	-	-	-	7	0.0%	↔	7
General Civil - Level 3	2015	-	-	-	-	-	-	-	1	-	-	1	-	1			2
	2016	-	-	1	-	-	1	1	3	-	-	-	-	6	500.0%	▲	6
Miscellaneous	2015	17	12	15	24	9	10	14	19	13	30	14	28	120			205
	2016	39	26	28	19	22	15	16	11	-	-	-	-	176	46.7%	▲	176
Misdemeanor	2015	8	6	6	3	3	6	4	3	4	2	1	4	39			50
	2016	6	2	3	1	3	-	-	1	-	-	-	-	16	-59.0%	▼	16
Non-Capital Felonies and Related Matters	2015	11	3	11	12	11	34	9	3	8	5	3	13	94			123
	2016	3	-	10	8	12	35	7	6	-	-	-	-	81	-13.8%	▼	81
Other	2015	1	-	-	-	-	-	-	-	-	1	-	-	1			2
	2016	2	-	-	-	1	1	-	-	-	-	-	-	4	300.0%	▲	4
Other Criminally Related Matters	2015	1	1	-	1	1	-	-	-	-	-	-	-	4			4
	2016	-	11	-	-	2	1	-	-	-	-	-	-	14	250.0%	▲	14
Probates/Wills and Trusts - Lev	2015	-	1	-	-	-	-	-	-	1	3	-	-	1			5
Protective Orders	2015	1	-	-	-	-	-	-	-	-	-	-	-	1			1
Uncontested Divorce	2015	1	3	3	2	1	1	2	2	1	-	-	2	15			18
	2016	-	2	-	3	3	-	2	-	-	-	-	-	10	-33.3%	▼	10

Court: Halifax Circuit

Start/End Date: Jan-15 / Aug-16

2015 Average Month: 199

Jan-Aug 2015: 1,678

Filings Trending: ▼

Circuit/Court ID: 10

210083

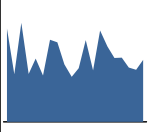
Type of Case: Filings

2016 Average Month:193

Jan-Aug 2016 : 1,544

Overall AVG. Month: 197

Monthly Summary



Jan 15-Aug 16

Totals

	2015	2016
Civil	569	320
Criminal	1,086	665
Other	736	559
Total	2,391	1,544

Jan --- Aug Filings

1,678

2015

1,544

2016

Jan --- Aug Filings

	2015	2016	% Change	Trending
Civil	426	320	-24.9%	▼
Criminal	794	665	-16.2%	▼
Other	458	559	22.1%	▲
Total	1,678	1,544	-8.0%	▼

	Jan	Feb	Mar	Apr	May	Jun	Jul	Aug	Sep	Oct	Nov	Dec	Thru Aug	% Change	Trending	Total
2015	280	143	297	144	190	139	246	239	172	135	161	245	1,678			2,391
2016	154	274	226	192	193	163	156	186	-	-	-	-	1,544	-8.0%	▼	1,544

		Jan	Feb	Mar	Apr	May	Jun	Jul	Aug	Sep	Oct	Nov	Dec	Thru Aug	% Change	Trending	Total
Administrative Law	2015	-	-	2	-	-	-	-	-	-	-	-	-	2			2
	2016	-	-	-	-	-	1	-	-	-	-	-	-	1	-50.0%	▼	1
Contested Divorce	2015	3	6	8	3	7	7	6	9	5	4	4	4	49			66
	2016	2	6	8	9	4	5	5	4	-	-	-	-	43	-12.2%	▼	43
Domestic and Family - Level 1	2015	1	2	1	3	4	1	4	9	1	3	4	5	25			38
	2016	2	5	12	7	4	1	3	1	-	-	-	-	35	40.0%	▲	35
Domestic and Family - Level 2	2015	-	-	4	1	-	-	1	-	1	2	1	1	6			11
	2016	-	1	1	2	-	1	-	-	-	-	-	-	5	-16.7%	▼	5
General Civil - Level 1	2015	-	2	1	-	-	2	-	1	-	-	-	1	6			7
	2016	-	-	-	1	1	-	-	-	-	-	-	-	2	-66.7%	▼	2
General Civil - Level 2	2015	3	4	5	6	1	4	6	3	3	2	3	3	32			43
	2016	2	6	2	2	2	9	6	3	-	-	-	-	32	0.0%	↔	32
General Civil - Level 3	2015	3	1	5	6	7	3	8	3	3	1	1	4	36			45
	2016	2	12	11	3	8	4	-	2	-	-	-	-	42	16.7%	▲	42
Miscellaneous	2015	76	68	122	55	38	60	71	53	81	59	50	109	543			842
	2016	57	116	96	88	55	69	56	61	-	-	-	-	598	10.1%	▲	598
Misdemeanor	2015	49	10	32	16	35	14	45	39	21	16	28	36	240			341
	2016	19	32	31	18	34	21	38	24	-	-	-	-	217	-9.6%	▼	217
Non-Capital Felonies and Related Matters	2015	127	15	96	20	78	15	77	100	32	27	53	71	528			711
	2016	52	71	43	40	72	34	35	74	-	-	-	-	421	-20.3%	▼	421
Other	2015	2	10	7	15	9	4	4	5	6	7	1	-	56			70
	2016	4	12	5	3	1	2	3	-	-	-	-	-	30	-46.4%	▼	30
Other Criminally Related Matters	2015	5	2	3	1	3	5	6	4	5	1	4	1	29			40
	2016	2	2	3	5	5	3	3	5	-	-	-	-	28	-3.4%	▼	28
Probates/Wills and Trusts - Level 1	2015	-	1	-	-	-	-	-	-	-	-	-	-	1			1
	2016	-	1	1	-	-	1	-	1	-	-	-	-	4	300.0%	▲	4
Probates/Wills and Trusts - Level 2	2015	-	-	2	1	-	2	5	-	-	3	2	2	10			17
	2016	2	1	1	1	-	2	-	2	-	-	-	-	9	-10.0%	▼	9
Uncontested Divorce	2015	11	22	9	17	8	22	13	13	14	10	10	8	115			157
	2016	10	9	12	13	7	10	7	9	-	-	-	-	77	-33.0%	▼	77

Court: Lunenburg Circuit

Start/End Date: Jan-15 / Aug-16

2015 Average Month: 50

Jan-Aug 2015: 407

Filings Trending: ▼

Circuit/Court ID: 10

210111


Type of Case: Filings

2016 Average Month:43

Jan-Aug 2016 : 345

Overall AVG. Month: 47

Monthly Summary



Jan 15-Aug 16

Totals

	2015	2016
Civil	105	89
Criminal	298	104
Other	198	152
Total	601	345

Jan --- Aug Filings

407

2015

345

2016

Jan --- Aug Filings

	2015	2016	% Change	Trending
Civil	72	89	23.6%	▲
Criminal	215	104	-51.6%	▼
Other	120	152	26.7%	▲
Total	407	345	-15.2%	▼

	Jan	Feb	Mar	Apr	May	Jun	Jul	Aug	Sep	Oct	Nov	Dec	Thru Aug	% Change	Trending	Total
2015	40	103	45	46	32	40	49	52	44	54	28	68	407			601
2016	60	40	58	33	32	30	36	56	-	-	-	-	345	-15.2%	▼	345

		Jan	Feb	Mar	Apr	May	Jun	Jul	Aug	Sep	Oct	Nov	Dec	Thru Aug	% Change	Trending	Total
Administrative Law	2016	-	-	-	-	-	1	1	-	-	-	-	-	2			2
Contested Divorce	2015	-	-	1	1	1	1	-	1	1	1	1	1	5			9
	2016	-	-	-	-	2	-	-	1	-	-	-	-	3	-40.0%	▼	3
Domestic and Family - Level 1	2016	-	-	-	1	-	-	1	1	-	-	-	-	3			3
Domestic and Family - Level 2	2015	-	1	-	-	1	-	-	-	2	-	-	-	2			4
	2016	2	1	3	3	1	-	-	5	-	-	-	-	15	650.0%	▲	15
General Civil - Level 1	2015	-	-	-	-	-	1	-	1	-	-	-	-	2			2
	2016	-	1	-	-	-	-	-	1	-	-	-	-	2	0.0%	↔	2
General Civil - Level 2	2015	-	-	1	-	1	-	-	3	-	1	-	1	5			7
	2016	-	-	-	1	-	-	1	10	-	-	-	-	12	140.0%	▲	12
General Civil - Level 3	2015	-	1	2	-	1	-	-	5	3	1	-	3	9			16
	2016	-	1	1	1	1	1	1	5	-	-	-	-	11	22.2%	▲	11
Miscellaneous	2015	29	23	16	12	14	15	25	18	28	12	18	32	152			242
	2016	30	27	32	14	18	14	22	18	-	-	-	-	175	15.1%	▲	175
Misdemeanor	2015	-	2	3	3	2	3	4	6	5	12	2	3	23			45
	2016	8	-	6	3	1	-	3	1	-	-	-	-	22	-4.3%	▼	22
Non-Capital Felonies and Related Matters	2015	10	70	21	26	11	19	17	15	3	25	4	26	189			247
	2016	18	8	13	7	8	11	7	7	-	-	-	-	79	-58.2%	▼	79
Other Criminally Related Matters	2015	-	-	-	-	-	1	1	1	1	-	1	1	3			6
	2016	-	-	2	-	-	-	-	2	-	-	-	-	4	33.3%	▲	4
Uncontested Divorce	2015	1	6	1	4	1	-	2	2	1	2	2	1	17			23
	2016	2	2	1	3	1	3	-	5	-	-	-	-	17	0.0%	↔	17

Court: Mecklenburg Circuit

Start/End Date: Jan-15 / Aug-16

2015 Average Month: 244

Jan-Aug 2015: 2,086

Filings Trending: ▼

Circuit/Court ID: 10

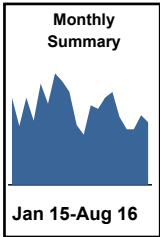
210117

Type of Case: Filings

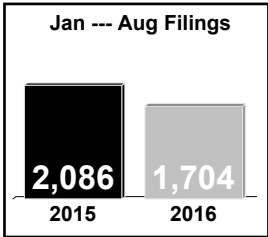
2016 Average Month:213

Jan-Aug 2016 : 1,704

Overall AVG. Month: 232



Totals		
	2015	2016
Civil	437	313
Criminal	1,930	974
Other	566	417
Total	2,933	1,704



Jan --- Aug Filings				
	2015	2016	% Change	Trending
Civil	272	313	15.1%	▲
Criminal	1,466	974	-33.6%	▼
Other	348	417	19.8%	▲
Total	2,086	1,704	-18.3%	▼

	Jan	Feb	Mar	Apr	May	Jun	Jul	Aug	Sep	Oct	Nov	Dec	Thru Aug	% Change	Trending	Total
2015	262	176	262	193	304	243	335	311	279	179	150	239	2,086			2,933
2016	228	262	279	204	167	167	209	188	-	-	-	-	1,704	-18.3%	▼	1,704

		Jan	Feb	Mar	Apr	May	Jun	Jul	Aug	Sep	Oct	Nov	Dec	Thru Aug	% Change	Trending	Total
Administrative Law	2016	-	-	-	-	-	2	1	1	-	-	-	-	4			4
Capital Murder	2015	-	-	-	-	-	1	-	-	-	-	-	-	1			1
Contested Divorce	2015	2	9	6	3	7	2	3	2	6	2	-	2	34			44
	2016	3	13	4	3	5	4	4	4	-	-	-	-	40	17.6%	▲	40
Domestic and Family - Level 1	2015	3	4	2	-	9	6	-	5	6	3	3	1	29			42
	2016	6	1	3	-	10	1	3	1	-	-	-	-	25	-13.8%	▼	25
Domestic and Family - Level 2	2015	-	-	-	-	1	1	-	1	-	-	1	1	3			5
	2016	2	-	3	2	-	-	2	1	-	-	-	-	10	233.3%	▲	10
General Civil - Level 1	2015	-	-	1	1	-	-	-	-	-	1	1	-	2			4
	2016	1	1	1	-	-	1	-	-	-	-	-	-	4	100.0%	▲	4
General Civil - Level 2	2015	1	3	4	3	4	4	2	5	4	3	2	3	26			38
	2016	2	1	2	2	2	3	3	3	-	-	-	-	18	-30.8%	▼	18
General Civil - Level 3	2015	-	-	2	3	5	4	1	3	43	1	2	2	18			66
	2016	-	2	2	2	4	-	1	4	-	-	-	-	15	-16.7%	▼	15
Miscellaneous	2015	66	56	62	44	49	41	49	42	48	63	37	98	409			655
	2016	69	73	72	75	49	53	49	54	-	-	-	-	494	20.8%	▲	494
Misdemeanor	2015	18	6	31	15	34	24	24	22	34	19	22	21	174			270
	2016	35	31	20	16	19	22	15	19	-	-	-	-	177	1.7%	▲	177
Non-Capital Felonies and Related Matters	2015	153	87	137	113	182	142	240	213	120	66	70	97	1,267			1,620
	2016	96	118	152	89	62	64	115	80	-	-	-	-	776	-38.8%	▼	776
Other	2015	2	2	2	-	1	1	4	-	-	1	-	2	12			15
	2016	2	4	-	2	-	2	4	1	-	-	-	-	15	25.0%	▲	15
Other Criminally Related Matters	2015	4	1	2	1	2	9	1	6	2	3	2	8	26			41
	2016	3	4	2	2	4	2	3	7	-	-	-	-	27	3.8%	▲	27
Probates/Wills and Trusts - Level 2	2015	1	-	2	-	1	-	1	3	-	1	-	-	8			9
	2016	-	3	-	-	1	-	1	-	-	-	-	-	5	-37.5%	▼	5
Protective Orders	2015	-	-	-	-	-	-	-	1	1	-	-	-	1			2
	2016	-	-	-	-	1	1	1	-	-	-	-	-	3	200.0%	▲	3
Uncontested Divorce	2015	12	8	11	10	9	8	10	8	15	16	10	4	76			121
	2016	9	11	18	11	10	12	7	13	-	-	-	-	91	19.7%	▲	91

Court: Prince Edward Circuit

Start/End Date: Jan-15 / Aug-16

2015 Average Month: 123

Jan-Aug 2015: 1,022

Filings Trending: ▼

Circuit/Court ID: 10

210147


Type of Case: Filings

2016 Average Month:124

Jan-Aug 2016 : 991

Overall AVG. Month: 123

Monthly Summary



Jan 15-Aug 16

Totals

	2015	2016
Civil	283	187
Criminal	902	595
Other	285	209
Total	1,470	991

Jan --- Aug Filings

1,022

2015

991

2016

Jan --- Aug Filings

	2015	2016	% Change	Trending
Civil	195	187	-4.1%	▼
Criminal	673	595	-11.6%	▼
Other	154	209	35.7%	▲
Total	1,022	991	-3.0%	▼

	Jan	Feb	Mar	Apr	May	Jun	Jul	Aug	Sep	Oct	Nov	Dec	Thru Aug	% Change	Trending	Total
2015	157	63	147	137	122	154	161	81	111	110	107	120	1,022			1,470
2016	167	99	125	174	94	106	84	142	-	-	-	-	991	-3.0%	▼	991

		Jan	Feb	Mar	Apr	May	Jun	Jul	Aug	Sep	Oct	Nov	Dec	Thru Aug	% Change	Trending	Total
Administrative Law	2015	-	-	1	-	-	-	-	-	-	2	-	-	1			3
Contested Divorce	2015	3	3	1	2	1	1	2	2	3	1	-	-	15			19
	2016	5	-	3	1	-	2	1	2	-	-	-	-	14	-6.7%	▼	14
Domestic and Family - Level 1	2015	-	-	-	-	-	2	3	-	4	4	-	11	5			24
	2016	-	-	-	1	-	-	-	5	-	-	-	-	6	20.0%	▲	6
Domestic and Family - Level 2	2015	-	-	-	-	1	-	-	-	-	-	1	1	1			3
	2016	3	-	1	-	1	-	-	-	-	-	-	-	5	400.0%	▲	5
General Civil - Level 1	2015	-	-	-	-	-	1	-	-	1	-	3	1	1			6
	2016	-	-	-	-	-	1	1	-	-	-	-	-	2	100.0%	▲	2
General Civil - Level 2	2015	2	2	2	-	5	6	5	-	-	1	5	-	22			28
	2016	3	3	2	1	6	2	6	4	-	-	-	-	27	22.7%	▲	27
General Civil - Level 3	2015	1	2	1	1	1	-	1	3	2	-	1	1	10			14
	2016	1	-	2	-	-	1	1	-	-	-	-	-	5	-50.0%	▼	5
Miscellaneous	2015	42	22	42	24	31	31	27	30	28	35	26	71	249			409
	2016	53	45	35	37	25	30	36	19	-	-	-	-	280	12.4%	▲	280
Misdemeanor	2015	26	4	23	12	13	21	33	9	10	13	9	12	141			185
	2016	12	21	26	15	11	12	11	25	-	-	-	-	133	-5.7%	▼	133
Non-Capital Felonies and Related Matters	2015	76	30	65	92	65	78	84	28	61	52	47	21	518			699
	2016	78	22	44	114	43	49	23	72	-	-	-	-	445	-14.1%	▼	445
Other	2015	-	-	-	-	-	-	-	1	-	-	-	1	1			2
	2016	-	-	1	-	-	-	2	-	-	-	-	-	3	200.0%	▲	3
Other Criminally Related Matters	2015	2	-	2	1	1	2	2	4	-	-	4	-	14			18
	2016	4	-	5	-	3	5	-	4	-	-	-	-	21	50.0%	▲	21
Probates/Wills and Trusts - Level 2	2015	-	-	2	1	1	1	2	-	-	-	1	-	7			8
	2016	2	1	-	1	-	1	-	5	-	-	-	-	10	42.9%	▲	10
Protective Orders	2015	-	-	-	-	-	-	-	-	-	-	2	-	0			2
	2016	-	-	-	-	-	-	-	3	-	-	-	-	3	0.0%	↔	3
Uncontested Divorce	2015	5	-	8	4	3	11	2	4	2	2	8	1	37			50
	2016	6	7	6	4	5	3	3	3	-	-	-	-	37	0.0%	↔	37

Court: Amelia Circuit

Start/End Date: Jan-15 / Aug-16

2015 Average Month: 67

Jan-Aug 2015: 473

Filings Trending: ▲

Circuit/Court ID: 11

211007


Type of Case: Filings

2016 Average Month:64

Jan-Aug 2016 : 511

Overall AVG. Month: 65

Monthly Summary



Jan 15-Aug 16

Totals

	2015	2016
Civil	121	75
Criminal	333	193
Other	344	243
Total	798	511

Jan --- Aug Filings

473

511

2015

2016

Jan --- Aug Filings

	2015	2016	% Change	Trending
Civil	83	75	-9.6%	▼
Criminal	179	193	7.8%	▲
Other	211	243	15.2%	▲
Total	473	511	8.0%	▲

	Jan	Feb	Mar	Apr	May	Jun	Jul	Aug	Sep	Oct	Nov	Dec	Thru Aug	% Change	Trending	Total
2015	69	46	86	68	37	64	53	50	62	108	70	85	473			798
2016	75	48	66	59	38	81	71	73	-	-	-	-	511	8.0%	▲	511

		Jan	Feb	Mar	Apr	May	Jun	Jul	Aug	Sep	Oct	Nov	Dec	Thru Aug	% Change	Trending	Total
Contested Divorce	2015	-	-	3	1	-	-	1	-	4	-	-	-	5			9
	2016	-	2	-	-	-	1	-	2	-	-	-	-	5	0.0%	↔	5
Domestic and Family - Level 1	2015	1	2	5	2	1	-	-	1	-	2	2	-	12			16
	2016	3	-	-	-	1	3	-	1	-	-	-	-	8	-33.3%	▼	8
Domestic and Family - Level 2	2015	1	-	1	-	1	2	-	1	-	-	-	1	6			7
General Civil - Level 1	2015	-	-	-	-	-	1	-	-	1	1	-	-	1			3
	2016	-	-	-	-	-	-	-	-	-	-	-	-	-			-
General Civil - Level 2	2015	4	1	2	2	-	1	2	1	1	-	1	-	13			15
	2016	-	-	2	-	-	1	2	1	-	-	-	-	6	-53.8%	▼	6
General Civil - Level 3	2015	1	2	-	1	1	-	2	-	-	1	1	-	7			9
	2016	-	-	-	1	-	-	-	2	-	-	-	-	3	-57.1%	▼	3
Miscellaneous	2015	47	22	32	22	14	30	26	28	26	23	38	56	221			364
	2016	44	32	36	31	18	28	40	28	-	-	-	-	257	16.3%	▲	257
Misdemeanor	2015	8	2	2	8	8	5	7	9	10	5	9	4	49			77
	2016	10	2	10	10	5	6	6	6	-	-	-	-	55	12.2%	▲	55
Non-Capital Felonies and Related Matters	2015	3	10	36	31	8	10	13	6	13	69	15	18	117			232
	2016	17	6	14	13	3	32	15	22	-	-	-	-	122	4.3%	▲	122
Other	2015	2	2	-	-	1	6	-	-	-	1	-	1	11			13
	2016	-	1	1	2	5	4	-	4	-	-	-	-	17	54.5%	▲	17
Other Criminally Related Matters	2015	1	-	3	-	2	4	-	3	4	3	2	2	13			24
	2016	1	3	1	-	3	1	2	5	-	-	-	-	16	23.1%	▲	16
Probates/Wills and Trusts - Level 2	2015	-	-	1	-	-	1	-	-	-	-	-	-	2			2
	2016	-	-	1	-	-	-	-	-	-	-	-	-	1	-50.0%	▼	1
Protective Orders	2016	-	-	-	-	-	-	1	-	-	-	-	-	1			1
Uncontested Divorce	2015	1	5	1	1	1	4	2	1	3	3	2	3	16			27
	2016	-	2	1	2	3	5	5	2	-	-	-	-	20	25.0%	▲	20

Court: Dinwiddie Circuit

Start/End Date: Jan-15 / Aug-16

2015 Average Month: 137

Jan-Aug 2015: 1,135

Filings Trending: ▼

Circuit/Court ID: 11

211053


Type of Case: Filings

2016 Average Month:132

Jan-Aug 2016 : 1,055

Overall AVG. Month: 135

Monthly Summary



Jan 15-Aug 16

Totals

	2015	2016
Civil	414	332
Criminal	678	362
Other	548	361
Total	1,640	1,055

Jan --- Aug Filings

1,135

2015

1,055

2016

Jan --- Aug Filings

	2015	2016	% Change	Trending
Civil	273	332	21.6%	▲
Criminal	520	362	-30.4%	▼
Other	342	361	5.6%	▲
Total	1,135	1,055	-7.0%	▼

	Jan	Feb	Mar	Apr	May	Jun	Jul	Aug	Sep	Oct	Nov	Dec	Thru Aug	% Change	Trending	Total
2015	149	118	162	153	143	134	152	124	92	136	133	144	1,135			1,640
2016	128	148	179	124	92	98	145	141	-	-	-	-	1,055	-7.0%	▼	1,055

		Jan	Feb	Mar	Apr	May	Jun	Jul	Aug	Sep	Oct	Nov	Dec	Thru Aug	% Change	Trending	Total
Administrative Law	2015	1	-	-	1	-	1	1	1	-	-	-	-	5			5
	2016	-	-	1	-	-	-	1	3	-	-	-	-	5	0.0%	↔	5
Capital Murder	2015	-	1	-	-	-	-	-	-	-	-	-	-	1			1
Contested Divorce	2015	1	2	1	1	4	5	5	-	1	1	2	5	19			28
	2016	2	3	3	1	5	3	2	4	-	-	-	-	23	21.1%	▲	23
Domestic and Family - Level 1	2015	-	2	7	2	5	4	1	-	4	8	3	3	21			39
	2016	-	6	9	6	-	1	4	15	-	-	-	-	41	95.2%	▲	41
Domestic and Family - Level 2	2015	2	1	4	-	-	3	1	2	2	1	2	2	13			20
	2016	2	-	-	1	1	1	39	5	-	-	-	-	49	276.9%	▲	49
General Civil - Level 1	2016	-	3	1	-	-	-	1	-	-	-	-	-	5			5
General Civil - Level 2	2015	3	-	7	2	2	7	3	6	5	4	3	3	30			45
	2016	1	3	6	2	7	1	2	5	-	-	-	-	27	-10.0%	▼	27
General Civil - Level 3	2015	6	5	4	4	12	6	2	11	7	5	21	-	50			83
	2016	10	4	2	4	5	7	4	11	-	-	-	-	47	-6.0%	▼	47
Miscellaneous	2015	58	59	60	48	44	51	53	46	44	56	48	92	419			659
	2016	67	71	90	52	37	27	51	51	-	-	-	-	446	6.4%	▲	446
Misdemeanor	2015	25	10	16	23	25	22	16	11	6	20	18	11	148			203
	2016	8	19	22	20	14	19	16	13	-	-	-	-	131	-11.5%	▼	131
Non-Capital Felonies and Related Matters	2015	36	30	52	56	34	26	65	36	14	26	25	18	335			418
	2016	30	30	38	30	14	24	19	21	-	-	-	-	206	-38.5%	▼	206
Other	2015	1	1	-	-	-	-	-	-	1	-	1	-	2			4
	2016	-	-	-	-	-	1	-	-	-	-	-	-	1	-50.0%	▼	1
Other Criminally Related Matters	2015	5	4	4	8	5	4	3	5	3	8	5	4	38			58
	2016	1	1	3	2	3	7	1	7	-	-	-	-	25	-34.2%	▼	25
Probates/Wills and Trusts - Level 2	2015	1	-	1	-	1	-	-	3	1	-	-	-	6			7
	2016	1	-	-	-	-	-	-	1	-	-	-	-	2	-66.7%	▼	2
Uncontested Divorce	2015	10	3	6	8	11	5	2	3	4	7	5	6	48			70
	2016	6	8	4	6	6	7	5	5	-	-	-	-	47	-2.1%	▼	47

Court: Nottoway Circuit

Start/End Date: Jan-15 / Aug-16

2015 Average Month: 65

Jan-Aug 2015: 489

Filings Trending: ▲

Circuit/Court ID: 11

211135


Type of Case: Filings

2016 Average Month:87

Jan-Aug 2016 : 694

Overall AVG. Month: 73

Monthly Summary



Jan 15-Aug 16

Totals

	2015	2016
Civil	207	135
Criminal	319	358
Other	249	201
Total	775	694

Jan --- Aug Filings

489

2015

694

2016

Jan --- Aug Filings

	2015	2016	% Change	Trending
Civil	141	135	-4.3%	▼
Criminal	189	358	89.4%	▲
Other	159	201	26.4%	▲
Total	489	694	41.9%	▲

	Jan	Feb	Mar	Apr	May	Jun	Jul	Aug	Sep	Oct	Nov	Dec	Thru Aug	% Change	Trending	Total
2015	41	50	68	43	60	56	73	98	89	55	84	58	489			775
2016	74	71	85	57	83	55	206	63	-	-	-	-	694	41.9%	▲	694

		Jan	Feb	Mar	Apr	May	Jun	Jul	Aug	Sep	Oct	Nov	Dec	Thru Aug	% Change	Trending	Total
Administrative Law	2015	-	-	-	-	-	-	-	-	1	-	1	-	0			2
	2016	-	-	-	-	-	-	1	-	-	-	-	-	1	0.0%	↔	1
Contested Divorce	2015	1	1	1	2	1	-	1	-	2	1	1	3	7			14
	2016	1	2	2	1	-	-	1	1	-	-	-	-	8	14.3%	▲	8
Domestic and Family - Level 1	2015	1	2	-	3	2	2	2	-	-	1	1	4	12			18
	2016	1	-	-	3	-	-	-	-	-	-	-	-	4	-66.7%	▼	4
Domestic and Family - Level 2	2015	-	1	-	-	-	-	-	1	-	-	-	-	2			2
	2016	-	-	-	3	-	-	-	-	-	-	-	-	3	50.0%	▲	3
General Civil - Level 1	2015	-	1	-	-	-	-	-	-	-	-	-	1	1			2
	2016	-	1	-	-	-	-	-	-	-	-	-	-	1	0.0%	↔	1
General Civil - Level 2	2015	2	1	-	5	2	1	3	4	3	3	1	-	18			25
	2016	1	-	3	4	1	4	2	1	-	-	-	-	16	-11.1%	▼	16
General Civil - Level 3	2015	2	2	4	1	-	3	-	15	1	8	3	2	27			41
	2016	-	3	5	3	1	5	4	14	-	-	-	-	35	29.6%	▲	35
Miscellaneous	2015	23	14	43	15	16	30	24	28	24	23	27	33	193			300
	2016	50	43	33	25	20	15	29	18	-	-	-	-	233	20.7%	▲	233
Misdemeanor	2015	2	4	3	1	2	4	12	14	17	4	11	2	42			76
	2016	2	4	7	5	13	11	128	4	-	-	-	-	174	314.3%	▲	174
Non-Capital Felonies and Related Matters	2015	7	15	9	11	29	8	18	27	32	10	35	11	124			212
	2016	17	8	31	7	43	17	33	14	-	-	-	-	170	37.1%	▲	170
Other	2015	-	1	1	1	3	-	6	1	2	-	-	-	13			15
	2016	-	-	2	1	-	1	4	2	-	-	-	-	10	-23.1%	▼	10
Other Criminally Related Matters	2015	-	5	1	1	2	3	5	6	2	1	3	2	23			31
	2016	1	3	1	2	3	1	1	4	-	-	-	-	16	-30.4%	▼	16
Probates/Wills and Trusts - Level 2	2015	-	-	-	-	-	-	-	1	1	-	-	-	1			2
	2016	-	4	-	-	1	-	-	1	-	-	-	-	6	500.0%	▲	6
Protective Orders	2016	-	-	1	-	-	-	-	-	-	-	-	-	1			1
Uncontested Divorce	2015	3	3	6	3	3	5	2	1	4	4	1	-	26			35
	2016	1	3	-	3	1	1	3	4	-	-	-	-	16	-38.5%	▼	16

Court: Powhatan Circuit

Start/End Date: Jan-15 / Aug-16

2015 Average Month: 109

Jan-Aug 2015: 770

Filings Trending: ▲

Circuit/Court ID: 11

211145


Type of Case: Filings

2016 Average Month:133

Jan-Aug 2016 : 1,061

Overall AVG. Month: 119

Monthly Summary

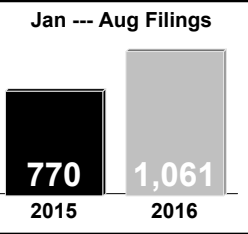


Jan 15-Aug 16

Totals

	2015	2016
Civil	285	239
Criminal	316	215
Other	708	607
Total	1,309	1,061

Jan --- Aug Filings



Jan --- Aug Filings

	2015	2016	% Change	Trending
Civil	187	239	27.8%	▲
Criminal	180	215	19.4%	▲
Other	403	607	50.6%	▲
Total	770	1,061	37.8%	▲

	Jan	Feb	Mar	Apr	May	Jun	Jul	Aug	Sep	Oct	Nov	Dec	Thru Aug	% Change	Trending	Total
2015	92	103	115	83	87	112	93	85	114	106	140	179	770			1,309
2016	149	157	150	155	114	99	92	145	-	-	-	-	1,061	37.8%	▲	1,061

		Jan	Feb	Mar	Apr	May	Jun	Jul	Aug	Sep	Oct	Nov	Dec	Thru Aug	% Change	Trending	Total
Administrative Law	2016	1	-	-	-	-	-	-	-	-	-	-	-	1			1
Contested Divorce	2015	1	5	6	4	5	2	1	3	2	2	3	2	27			36
	2016	1	1	5	1	4	-	4	3	-	-	-	-	19	-29.6%	▼	19
Domestic and Family - Level 1	2015	-	-	-	-	-	-	2	1	2	3	4	4	3			16
	2016	1	2	14	3	3	4	7	6	-	-	-	-	40	1,233.3%	▲	40
Domestic and Family - Level 2	2015	1	-	-	1	-	-	4	1	3	1	2	-	7			13
	2016	1	-	1	-	-	1	-	-	-	-	-	-	3	-57.1%	▼	3
General Civil - Level 1	2015	-	-	1	-	-	-	-	-	-	-	-	-	1			1
General Civil - Level 2	2015	6	6	7	2	3	2	8	5	5	2	6	4	39			56
	2016	3	2	2	3	5	11	4	3	-	-	-	-	33	-15.4%	▼	33
General Civil - Level 3	2015	2	3	1	2	2	1	1	1	1	2	-	1	13			17
	2016	6	1	-	2	-	3	1	3	-	-	-	-	16	23.1%	▲	16
Miscellaneous	2015	64	58	68	45	53	58	54	57	59	65	74	135	457			790
	2016	107	118	105	96	53	54	56	82	-	-	-	-	671	46.8%	▲	671
Misdemeanor	2015	2	11	5	1	8	5	3	2	5	5	9	6	37			62
	2016	2	2	7	6	5	1	2	8	-	-	-	-	33	-10.8%	▼	33
Non-Capital Felonies and Related Matters	2015	13	14	15	18	13	32	13	8	21	17	33	23	126			220
	2016	22	19	3	34	28	14	11	24	-	-	-	-	155	23.0%	▲	155
Other	2016	-	2	-	-	-	-	-	-	-	-	-	-	2			2
Other Criminally Related Matters	2015	1	2	3	3	-	6	-	2	10	1	5	1	17			34
	2016	-	3	3	5	2	4	3	9	-	-	-	-	29	70.6%	▲	29
Probates/Wills and Trusts - Lev	2016	-	-	-	-	1	-	1	-	-	-	-	-	2			2
Probates/Wills and Trusts - Level 2	2015	-	-	-	-	-	-	2	3	-	-	-	-	5			5
	2016	1	-	1	1	3	-	-	-	-	-	-	-	6	20.0%	▲	6
Protective Orders	2016	-	-	1	-	2	1	-	-	-	-	-	-	4			4
Uncontested Divorce	2015	2	4	9	7	3	6	5	2	6	8	4	3	38			59
	2016	4	7	8	4	8	6	3	7	-	-	-	-	47	23.7%	▲	47

Court: Petersburg Circuit

Start/End Date: Jan-15 / Aug-16

2015 Average Month: 177

Jan-Aug 2015: 1,397

Filings Trending: ▲

Circuit/Court ID: 11

211730


Type of Case: Filings

2016 Average Month:200

Jan-Aug 2016 : 1,598

Overall AVG. Month: 186

Monthly Summary



Jan 15-Aug 16

Totals

	2015	2016
Civil	636	498
Criminal	1,271	922
Other	220	178
Total	2,127	1,598

Jan --- Aug Filings

1,397

2015

1,598

2016

Jan --- Aug Filings

	2015	2016	% Change	Trending
Civil	433	498	15.0%	▲
Criminal	839	922	9.9%	▲
Other	125	178	42.4%	▲
Total	1,397	1,598	14.4%	▲

	Jan	Feb	Mar	Apr	May	Jun	Jul	Aug	Sep	Oct	Nov	Dec	Thru Aug	% Change	Trending	Total
2015	121	142	231	194	180	191	165	173	162	215	161	192	1,397			2,127
2016	162	244	212	205	186	203	200	186	-	-	-	-	1,598	14.4%	▲	1,598

		Jan	Feb	Mar	Apr	May	Jun	Jul	Aug	Sep	Oct	Nov	Dec	Thru Aug	% Change	Trending	Total
Administrative Law	2015	1	1	-	4	1	2	-	-	1	1	-	2	9			13
	2016	-	-	1	-	1	2	-	1	-	-	-	-	5	-44.4%	▼	5
Capital Murder	2015	-	-	-	-	-	-	6	-	-	-	-	-	6			6
	2016	1	4	3	4	4	9	6	2	2	3	2	1	33			41
Contested Divorce	2015	1	5	4	3	4	6	1	2	-	-	-	-	26	-21.2%	▼	26
	2016	1	2	4	3	8	13	6	6	6	5	3	4	43			61
Domestic and Family - Level 1	2015	8	1	-	8	4	1	5	6	-	-	-	-	33	-23.3%	▼	33
	2016	-	-	1	2	1	1	-	-	1	-	1	1	5			8
Domestic and Family - Level 2	2015	13	4	3	3	4	2	1	-	-	-	-	-	30	500.0%	▲	30
	2016	-	-	-	1	1	2	-	-	-	-	-	2	4			6
General Civil - Level 1	2015	1	-	-	-	1	1	2	1	-	-	-	-	6	50.0%	▲	6
	2016	8	5	11	14	7	8	14	12	13	12	8	13	79			125
General Civil - Level 2	2015	11	14	20	15	9	12	16	14	-	-	-	-	111	40.5%	▲	111
	2016	4	6	11	10	9	12	5	12	4	6	7	8	69			94
General Civil - Level 3	2015	17	8	8	5	4	6	4	6	-	-	-	-	58	-15.9%	▼	58
	2016	33	29	29	24	20	38	35	34	44	37	30	42	242			395
Miscellaneous	2015	26	59	50	42	28	42	34	50	-	-	-	-	331	36.8%	▲	331
	2016	11	25	20	33	24	34	16	35	18	44	14	30	198			304
Misdemeanor	2015	19	25	17	30	34	26	28	24	-	-	-	-	203	2.5%	▲	203
	2016	36	59	114	77	81	55	67	50	42	78	85	74	539			818
Non-Capital Felonies and Related Matters	2015	53	95	70	64	72	69	76	65	-	-	-	-	564	4.6%	▲	564
	2016	-	-	-	-	-	-	-	1	2	-	-	-	1			3
Other	2015	1	-	-	1	-	1	-	1	-	-	-	-	4	300.0%	▲	4
	2016	20	7	23	17	13	11	7	14	20	18	5	8	112			163
Other Criminally Related Matters	2015	7	25	21	30	17	27	20	13	-	-	-	-	160	42.9%	▲	160
	2016	-	-	1	-	-	-	-	-	-	-	-	-	1			1
Probates/Wills and Trusts - Level 1	2015	-	1	-	-	-	-	-	-	-	-	-	-	1	0.0%	↔	1
	2016	1	1	1	2	1	-	1	2	-	2	2	1	9			14
Probates/Wills and Trusts - Level 2	2015	1	-	1	-	1	1	2	-	-	-	-	-	6	-33.3%	▼	6
	2016	-	-	-	-	-	1	-	-	-	-	-	-	1			1
Protective Orders	2015	5	3	13	3	10	6	8	5	9	9	4	6	53			81
Uncontested Divorce	2016	4	7	17	4	7	6	5	3	-	-	-	-	53	0.0%	↔	53

Court: Chesterfield Circuit

Start/End Date: Jan-15 / Aug-16

2015 Average Month: 1,208

Jan-Aug 2015: 9,769

Filings Trending: ▲

Circuit/Court ID: 12

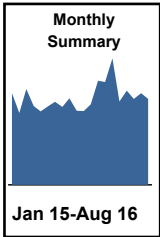
212041

Type of Case: Filings

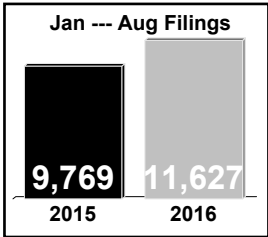
2016 Average Month:1,453

Jan-Aug 2016 : 11,627

Overall AVG. Month: 1,306



Totals		
	2015	2016
Civil	3,811	2,737
Criminal	6,194	4,436
Other	4,493	4,454
Total	14,498	11,627



Jan --- Aug Filings				
	2015	2016	% Change	Trending
Civil	2,578	2,737	6.2%	▲
Criminal	4,058	4,436	9.3%	▲
Other	3,133	4,454	42.2%	▲
Total	9,769	11,627	19.0%	▲

	Jan	Feb	Mar	Apr	May	Jun	Jul	Aug	Sep	Oct	Nov	Dec	Thru Aug	% Change	Trending	Total
2015	1,377	1,077	1,436	1,183	1,101	1,178	1,248	1,169	1,300	1,114	1,108	1,207	9,769			14,498
2016	1,565	1,544	1,901	1,249	1,415	1,288	1,377	1,288	-	-	-	-	11,627	19.0%	▲	11,627

		Jan	Feb	Mar	Apr	May	Jun	Jul	Aug	Sep	Oct	Nov	Dec	Thru Aug	% Change	Trending	Total
Administrative Law	2015	2	4	-	1	2	1	1	-	-	3	-	3	11			17
	2016	3	3	1	1	-	-	2	3	-	-	-	-	13	18.2%	▲	13
Capital Murder	2015	-	-	-	-	-	1	-	-	-	-	2	-	1			3
	2016	-	-	-	-	1	-	-	-	-	-	-	-	1	0.0%	↔	1
Contested Divorce	2015	31	18	27	35	19	38	27	25	32	29	21	27	220			329
	2016	24	42	36	35	26	38	28	33	-	-	-	-	262	19.1%	▲	262
Domestic and Family - Level 1	2015	21	14	32	27	44	32	37	19	35	40	14	32	226			347
	2016	31	22	31	29	18	31	28	26	-	-	-	-	216	-4.4%	▼	216
Domestic and Family - Level 2	2015	6	6	11	6	8	6	7	8	7	5	7	4	58			81
	2016	7	3	6	13	11	13	10	10	-	-	-	-	73	25.9%	▲	73
General Civil - Level 1	2015	1	4	2	1	1	1	1	1	1	2	2	4	12			21
	2016	-	3	2	4	-	2	-	1	-	-	-	-	12	0.0%	↔	12
General Civil - Level 2	2015	35	50	44	56	56	62	62	41	53	42	51	59	406			611
	2016	39	61	69	40	44	43	42	50	-	-	-	-	388	-4.4%	▼	388
General Civil - Level 3	2015	11	20	24	20	47	40	30	18	19	15	14	17	210			275
	2016	16	19	17	24	18	70	18	25	-	-	-	-	207	-1.4%	▼	207
Miscellaneous	2015	576	408	660	459	339	316	473	473	449	326	382	453	3,704			5,314
	2016	784	812	907	461	555	423	590	555	-	-	-	-	5,087	37.3%	▲	5,087
Misdemeanor	2015	180	122	165	123	113	177	158	124	166	122	153	128	1,162			1,731
	2016	138	103	229	121	151	165	145	145	-	-	-	-	1,197	3.0%	▲	1,197
Non-Capital Felonies and Related Matters	2015	383	301	304	312	347	367	318	316	388	379	339	330	2,648			4,084
	2016	379	337	437	373	436	342	371	304	-	-	-	-	2,979	12.5%	▲	2,979
Other	2015	17	28	25	40	23	33	30	40	27	47	31	51	236			392
	2016	50	27	25	33	27	35	46	38	-	-	-	-	281	19.1%	▲	281
Other Criminally Related Matters	2015	45	30	40	29	21	33	24	32	43	27	41	25	254			390
	2016	28	39	32	32	40	49	33	22	-	-	-	-	275	8.3%	▲	275
Probates/Wills and Trusts - Level 1	2015	1	-	1	2	-	1	1	-	1	-	3	-	6			10
	2016	1	1	-	-	2	-	1	-	-	-	-	-	5	-16.7%	▼	5
Probates/Wills and Trusts - Level 2	2015	6	10	9	5	12	6	8	3	9	13	6	6	59			93
	2016	4	2	12	4	10	4	2	6	-	-	-	-	44	-25.4%	▼	44
Protective Orders	2015	-	1	1	1	1	-	1	5	1	-	2	-	10			13
	2016	-	-	3	2	-	1	1	2	-	-	-	-	9	-10.0%	▼	9
Uncontested Divorce	2015	62	61	91	66	68	64	70	64	69	64	40	68	546			787
	2016	61	70	94	77	76	72	60	68	-	-	-	-	578	5.9%	▲	578

Court: Colonial Heights Circuit

Start/End Date: Jan-15 / Aug-16

2015 Average Month: 154

Jan-Aug 2015: 1,235

Filings Trending: ▲

Circuit/Court ID: 12

212570


Type of Case: Filings

2016 Average Month: 168

Jan-Aug 2016 : 1,343

Overall AVG. Month: 160

Monthly Summary



Jan 15-Aug 16

Totals

	2015	2016
Civil	294	197
Criminal	1,209	853
Other	344	293
Total	1,847	1,343

Jan --- Aug Filings

1,235

2015

1,343

2016

Jan --- Aug Filings

	2015	2016	% Change	Trending
Civil	186	197	5.9%	▲
Criminal	830	853	2.8%	▲
Other	219	293	33.8%	▲
Total	1,235	1,343	8.7%	▲

	Jan	Feb	Mar	Apr	May	Jun	Jul	Aug	Sep	Oct	Nov	Dec	Thru Aug	% Change	Trending	Total
2015	144	182	129	183	138	121	149	189	120	176	180	136	1,235			1,847
2016	129	207	176	176	175	116	205	159	-	-	-	-	1,343	8.7%	▲	1,343

		Jan	Feb	Mar	Apr	May	Jun	Jul	Aug	Sep	Oct	Nov	Dec	Thru Aug	% Change	Trending	Total
Administrative Law	2015	-	1	-	-	-	-	1	-	-	-	-	-	2			2
	2016	-	-	2	-	-	1	-	1	-	-	-	-	4	100.0%	▲	4
Contested Divorce	2015	3	1	2	1	3	2	5	1	4	4	4	6	18	11.1%	▲	36
	2016	1	3	6	2	2	1	3	2	-	-	-	-	20		▲	20
Domestic and Family - Level 1	2015	2	-	2	2	-	-	3	3	2	5	5	6	12			30
	2016	1	4	-	1	2	2	3	2	-	-	-	-	15	25.0%	▲	15
Domestic and Family - Level 2	2015	-	-	-	-	1	-	1	-	-	-	1	-	2			3
	2016	-	-	-	1	1	1	2	-	-	-	-	-	5	150.0%	▲	5
General Civil - Level 1	2015	-	-	-	-	-	-	2	-	-	-	-	-	2			2
General Civil - Level 2	2015	2	3	4	2	2	2	-	2	-	1	1	3	17			22
	2016	3	1	2	5	3	2	-	4	-	-	-	-	20	17.6%	▲	20
General Civil - Level 3	2015	-	-	2	3	2	1	-	5	1	3	-	6	13			23
	2016	-	3	-	-	-	2	2	2	-	-	-	-	9	-30.8%	▼	9
Miscellaneous	2015	33	32	34	29	21	21	33	26	21	38	32	52	229			372
	2016	38	58	49	32	34	33	35	39	-	-	-	-	318	38.9%	▲	318
Misdemeanor	2015	37	23	26	35	49	35	35	26	19	44	42	19	266			390
	2016	22	28	42	34	58	25	51	32	-	-	-	-	292	9.8%	▲	292
Non-Capital Felonies and Related Matters	2015	45	106	41	83	51	33	55	101	55	59	84	32	515			745
	2016	42	94	54	81	53	35	95	60	-	-	-	-	514	-0.2%	▼	514
Other	2015	15	5	10	11	3	5	2	7	7	4	5	2	58			76
	2016	8	6	7	4	3	7	3	7	-	-	-	-	45	-22.4%	▼	45
Other Criminally Related Matters	2015	3	7	-	8	2	11	7	11	2	14	3	6	49			74
	2016	10	4	5	6	9	3	7	7	-	-	-	-	51	4.1%	▲	51
Probates/Wills and Trusts - Lev	2016	-	-	1	-	-	-	-	-	-	-	-	-	1			1
Probates/Wills and Trusts - Level 2	2015	1	1	-	1	1	-	-	1	-	1	-	1	5			7
	2016	-	-	-	2	-	1	-	1	-	-	-	-	4	-20.0%	▼	4
Protective Orders	2016	-	-	-	2	1	-	-	-	-	-	-	-	3			3
Uncontested Divorce	2015	3	3	8	8	3	11	5	6	9	3	3	3	47			65
	2016	4	6	8	6	9	3	4	2	-	-	-	-	42	-10.6%	▼	42

Court: Richmond Circuit

Start/End Date: Jan-15 / Aug-16

2015 Average Month: 1,201

Jan-Aug 2015: 9,984

Filings Trending: ↔

Circuit/Court ID: 13

213760


Type of Case: Filings

2016 Average Month: 1,240

Jan-Aug 2016 : 9,916

Overall AVG. Month: 1,216

Monthly Summary



Jan 15-Aug 16

Totals

	2015	2016
Civil	4,695	3,331
Criminal	6,468	4,423
Other	3,249	2,162
Total	14,412	9,916

Jan --- Aug Filings

9,984

2015

9,916

2016

Jan --- Aug Filings

	2015	2016	% Change	Trending
Civil	3,210	3,331	3.8%	▲
Criminal	4,525	4,423	-2.3%	▼
Other	2,249	2,162	-3.9%	▼
Total	9,984	9,916	-0.7%	▼

	Jan	Feb	Mar	Apr	May	Jun	Jul	Aug	Sep	Oct	Nov	Dec	Thru Aug	% Change	Trending	Total
2015	1,224	1,110	1,362	1,252	1,118	1,375	1,339	1,204	1,063	1,230	1,077	1,058	9,984			14,412
2016	1,110	1,237	1,367	1,199	1,282	1,388	1,059	1,274	-	-	-	-	9,916	-0.7%	▼	9,916

		Jan	Feb	Mar	Apr	May	Jun	Jul	Aug	Sep	Oct	Nov	Dec	Thru Aug	% Change	Trending	Total
Administrative Law	2015	2	3	3	1	1	3	5	2	-	8	3	4	20			35
	2016	3	1	1	2	7	2	2	5	-	-	-	-	23	15.0%	▲	23
Capital Murder	2015	-	3	2	-	-	-	-	-	-	-	-	-	5			5
	2016	1	2	-	2	-	-	-	-	-	-	-	-	5	0.0%	↔	5
Contested Divorce	2015	16	17	24	21	15	26	15	17	15	11	15	14	151			206
	2016	12	25	25	20	10	19	10	19	-	-	-	-	140	-7.3%	▼	140
Domestic and Family - Level 1	2015	12	4	12	10	10	14	26	16	18	14	10	33	104			179
	2016	2	17	38	18	17	19	10	16	-	-	-	-	137	31.7%	▲	137
Domestic and Family - Level 2	2015	10	10	9	9	14	6	14	8	9	11	5	25	80			130
	2016	11	17	15	11	25	12	19	14	-	-	-	-	124	55.0%	▲	124
General Civil - Level 1	2015	1	3	7	8	3	4	7	2	6	4	7	8	35			60
	2016	2	4	2	2	6	5	5	9	-	-	-	-	35	0.0%	↔	35
General Civil - Level 2	2015	93	80	93	90	107	115	132	101	95	111	76	94	811			1,187
	2016	90	107	146	101	134	108	98	85	-	-	-	-	869	7.2%	▲	869
General Civil - Level 3	2015	37	47	33	33	31	42	55	44	27	25	30	35	322			439
	2016	23	35	38	34	39	39	44	35	-	-	-	-	287	-10.9%	▼	287
Miscellaneous	2015	195	199	329	272	223	261	236	235	250	251	228	259	1,950			2,938
	2016	220	302	310	266	251	261	244	279	-	-	-	-	2,133	9.4%	▲	2,133
Misdemeanor	2015	124	90	101	104	84	106	132	101	91	117	79	85	842			1,214
	2016	109	86	62	84	115	92	78	82	-	-	-	-	708	-15.9%	▼	708
Non-Capital Felonies and Related Matters	2015	483	397	442	396	342	427	421	415	391	386	365	281	3,323			4,746
	2016	421	313	444	340	367	562	287	467	-	-	-	-	3,201	-3.7%	▼	3,201
Other	2015	163	162	223	175	207	252	210	175	120	161	185	139	1,567			2,172
	2016	159	166	171	143	165	178	169	155	-	-	-	-	1,306	-16.7%	▼	1,306
Other Criminally Related Matters	2015	56	35	34	76	41	56	38	41	6	86	29	34	377			532
	2016	19	103	51	122	91	48	47	41	-	-	-	-	522	38.5%	▲	522
Probates/Wills and Trusts - Level 1	2015	-	-	1	1	1	1	1	-	1	1	-	-	5			7
	2016	-	-	1	-	-	-	1	-	-	-	-	-	2	-60.0%	▼	2
Probates/Wills and Trusts - Level 2	2015	7	12	8	6	9	11	7	7	6	9	5	19	67			106
	2016	7	12	13	14	13	11	5	15	-	-	-	-	90	34.3%	▲	90
Uncontested Divorce	2015	25	48	41	50	30	51	40	40	28	35	40	28	325			456
	2016	31	47	50	40	42	32	40	52	-	-	-	-	334	2.8%	▲	334

Court: Henrico Circuit

Start/End Date: Jan-15 / Aug-16

2015 Average Month: 1,010

Jan-Aug 2015: 7,953

Filings Trending: ▲

Circuit/Court ID: 14

214087


Type of Case: Filings

2016 Average Month:1,102

Jan-Aug 2016 : 8,818

Overall AVG. Month: 1,047

Monthly Summary



Jan 15-Aug 16

Totals

	2015	2016
Civil	3,626	2,705
Criminal	5,301	3,589
Other	3,198	2,524
Total	12,125	8,818

Jan --- Aug Filings

7,953

2015

8,818

2016

Jan --- Aug Filings

	2015	2016	% Change	Trending
Civil	2,466	2,705	9.7%	▲
Criminal	3,569	3,589	0.6%	▲
Other	1,918	2,524	31.6%	▲
Total	7,953	8,818	10.9%	▲

	Jan	Feb	Mar	Apr	May	Jun	Jul	Aug	Sep	Oct	Nov	Dec	Thru Aug	% Change	Trending	Total
2015	913	951	1,064	1,052	1,035	1,013	949	976	955	1,105	849	1,263	7,953			12,125
2016	1,005	1,132	1,256	1,130	1,044	1,042	1,127	1,082	-	-	-	-	8,818	10.9%	▲	8,818

		Jan	Feb	Mar	Apr	May	Jun	Jul	Aug	Sep	Oct	Nov	Dec	Thru Aug	% Change	Trending	Total
Administrative Law	2015	1	1	-	2	-	-	1	-	-	1	3	1	5			10
	2016	1	1	1	-	1	2	3	-	-	-	-	-	9	80.0%	▲	9
Capital Murder	2015	-	-	-	-	1	-	-	-	-	-	-	-	1			1
	2016	-	1	-	-	2	-	-	-	-	-	-	-	3	200.0%	▲	3
Contested Divorce	2015	31	25	40	22	22	35	28	28	29	23	16	16	231			315
	2016	17	31	38	22	30	25	24	26	-	-	-	-	213	-7.8%	▼	213
Domestic and Family - Level 1	2015	11	7	10	10	9	25	16	18	14	25	20	19	106			184
	2016	9	20	23	23	12	24	17	28	-	-	-	-	156	47.2%	▲	156
Domestic and Family - Level 2	2015	4	7	9	16	6	7	9	8	9	8	8	10	66			101
	2016	10	6	24	26	5	10	7	8	-	-	-	-	96	45.5%	▲	96
General Civil - Level 1	2015	5	2	-	1	2	1	-	3	3	4	-	2	14			23
	2016	4	8	2	2	8	-	3	3	-	-	-	-	30	114.3%	▲	30
General Civil - Level 2	2015	35	52	44	55	61	54	53	38	68	44	44	55	392			603
	2016	48	66	59	61	57	38	58	58	-	-	-	-	445	13.5%	▲	445
General Civil - Level 3	2015	11	20	25	26	20	27	21	44	18	25	19	21	194			277
	2016	18	32	26	22	21	20	15	14	-	-	-	-	168	-13.4%	▼	168
Miscellaneous	2015	290	340	386	318	325	305	280	323	305	362	312	564	2,567			4,110
	2016	456	477	446	384	336	381	418	400	-	-	-	-	3,298	28.5%	▲	3,298
Misdemeanor	2015	79	104	124	96	118	160	102	110	117	137	79	128	893			1,354
	2016	90	69	109	115	95	93	85	100	-	-	-	-	756	-15.3%	▼	756
Non-Capital Felonies and Related Matters	2015	307	256	291	374	341	247	292	283	260	346	228	298	2,391			3,523
	2016	256	285	363	348	321	306	353	273	-	-	-	-	2,505	4.8%	▲	2,505
Other	2015	31	27	29	25	20	32	30	35	24	38	29	36	229			356
	2016	25	25	31	29	29	29	37	35	-	-	-	-	240	4.8%	▲	240
Other Criminally Related Matters	2015	41	31	33	33	45	48	36	32	37	31	37	36	299			440
	2016	34	39	39	35	48	46	42	50	-	-	-	-	333	11.4%	▲	333
Probates/Wills and Trusts - Level 1	2015	-	-	-	-	-	1	1	1	1	1	-	-	3			5
	2016	-	-	2	1	-	-	1	1	-	-	-	-	5	66.7%	▲	5
Probates/Wills and Trusts - Level 2	2015	10	12	-	5	5	12	9	8	7	5	6	7	61			86
	2016	4	8	8	9	12	10	10	8	-	-	-	-	69	13.1%	▲	69
Protective Orders	2015	-	-	-	-	-	-	-	-	-	2	-	1	0			3
	2016	1	-	2	-	-	-	-	-	-	-	-	-	3	0.0%	↔	3
Uncontested Divorce	2015	57	67	73	69	60	59	71	45	63	53	48	69	501			734
	2016	32	64	83	53	67	58	54	78	-	-	-	-	489	-2.4%	▼	489

Court: Caroline Circuit

Start/End Date: Jan-15 / Aug-16

2015 Average Month: 175

Jan-Aug 2015: 1,487

Filings Trending: ▼

Circuit/Court ID: 15

215033


Type of Case: Filings

2016 Average Month:179

Jan-Aug 2016 : 1,430

Overall AVG. Month: 176

Monthly Summary



Jan 15-Aug 16

Totals

	2015	2016
Civil	382	307
Criminal	1,026	621
Other	690	502
Total	2,098	1,430

Jan --- Aug Filings

1,487

2015

1,430

2016

Jan --- Aug Filings

	2015	2016	% Change	Trending
Civil	271	307	13.3%	▲
Criminal	788	621	-21.2%	▼
Other	428	502	17.3%	▲
Total	1,487	1,430	-3.8%	▼

	Jan	Feb	Mar	Apr	May	Jun	Jul	Aug	Sep	Oct	Nov	Dec	Thru Aug	% Change	Trending	Total
2015	211	144	259	164	205	183	139	182	156	132	133	190	1,487			2,098
2016	144	195	202	169	183	177	203	157	-	-	-	-	1,430	-3.8%	▼	1,430

		Jan	Feb	Mar	Apr	May	Jun	Jul	Aug	Sep	Oct	Nov	Dec	Thru Aug	% Change	Trending	Total
Administrative Law	2015	-	-	1	2	-	-	-	-	-	-	-	-	3			3
	2016	1	-	-	-	-	-	-	1	-	-	-	-	2	-33.3%	▼	2
Capital Murder	2015	1	-	-	-	-	-	-	-	-	-	-	-	1			1
	2016	1	2	3	-	1	2	2	1	1	3	-	1	12			17
Contested Divorce	2015	1	-	-	-	-	-	-	-	-	-	-	-	1			1
	2016	1	6	2	-	4	2	2	1	-	-	-	-	18	50.0%	▲	18
Domestic and Family - Level 1	2015	1	1	6	1	4	3	13	15	4	2	7	12	44			69
	2016	6	-	3	6	7	5	4	1	-	-	-	-	32	-27.3%	▼	32
Domestic and Family - Level 2	2015	-	1	-	1	3	2	1	1	2	-	-	1	9			12
	2016	1	1	1	-	6	-	1	1	-	-	-	-	11	22.2%	▲	11
General Civil - Level 1	2015	-	-	-	-	-	2	-	-	1	-	-	1	2			4
	2016	1	-	-	-	2	1	1	1	-	-	-	-	6	200.0%	▲	6
General Civil - Level 2	2015	10	6	3	4	6	4	6	3	8	4	1	3	42			58
	2016	5	4	1	5	6	9	12	4	-	-	-	-	46	9.5%	▲	46
General Civil - Level 3	2015	2	-	6	3	2	3	1	4	4	5	-	2	21			32
	2016	2	3	6	4	4	7	10	11	-	-	-	-	47	123.8%	▲	47
Miscellaneous	2015	44	49	73	54	55	52	53	57	48	48	44	83	437			660
	2016	73	69	78	70	50	59	61	53	-	-	-	-	513	17.4%	▲	513
Misdemeanor	2015	26	18	20	13	19	21	16	24	13	13	30	18	157			231
	2016	8	33	28	18	14	18	21	10	-	-	-	-	150	-4.5%	▼	150
Non-Capital Felonies and Related Matters	2015	115	40	119	70	90	74	34	50	54	36	32	20	592			734
	2016	39	54	55	44	78	49	72	44	-	-	-	-	435	-26.5%	▼	435
Other	2015	5	13	18	6	16	6	9	13	13	11	7	39	86			156
	2016	2	12	14	9	6	13	10	9	-	-	-	-	75	-12.8%	▼	75
Other Criminally Related Matters	2015	2	8	5	7	4	10	-	3	6	6	3	7	39			61
	2016	3	9	5	4	3	6	4	3	-	-	-	-	37	-5.1%	▼	37
Probates/Wills and Trusts - Level 2	2015	2	1	3	-	-	-	-	9	1	-	5	-	15			21
	2016	2	1	5	2	-	2	1	11	-	-	-	-	24	60.0%	▲	24
Uncontested Divorce	2015	2	5	2	3	5	4	4	2	1	4	4	3	27			39
	2016	-	3	4	7	3	6	4	7	-	-	-	-	34	25.9%	▲	34

Court: Essex Circuit

Start/End Date: Jan-15 / Aug-16

2015 Average Month: 50

Jan-Aug 2015: 442

Filings Trending: ▼

Circuit/Court ID: 15

215057

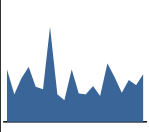
Type of Case: Filings

2016 Average Month:48

Jan-Aug 2016 : 384

Overall AVG. Month: 49

Monthly Summary



Jan 15-Aug 16

Totals

	2015	2016
Civil	137	82
Criminal	282	192
Other	179	110
Total	598	384

Jan --- Aug Filings

442

384

2015

2016

Jan --- Aug Filings

	2015	2016	% Change	Trending
Civil	103	82	-20.4%	▼
Criminal	217	192	-11.5%	▼
Other	122	110	-9.8%	▼
Total	442	384	-13.1%	▼

	Jan	Feb	Mar	Apr	May	Jun	Jul	Aug	Sep	Oct	Nov	Dec	Thru Aug	% Change	Trending	Total
2015	63	33	52	66	42	39	114	33	26	63	34	33	442			598
2016	43	31	70	54	35	50	44	57	-	-	-	-	384	-13.1%	▼	384

		Jan	Feb	Mar	Apr	May	Jun	Jul	Aug	Sep	Oct	Nov	Dec	Thru Aug	% Change	Trending	Total
Contested Divorce	2015	1	1	-	2	-	1	-	-	1	-	1	-	5			7
	2016	-	1	-	-	1	1	2	-	-	-	-	-	5	0.0%	↔	5
Domestic and Family - Level 1	2015	-	-	6	2	1	-	4	-	3	-	-	-	13			16
	2016	-	-	1	-	2	-	-	3	-	-	-	-	6	-53.8%	▼	6
Domestic and Family - Level 2	2015	-	-	-	-	-	1	-	-	-	-	-	-	1			1
	2016	-	-	-	-	-	1	-	-	-	-	-	-	1	0.0%	↔	1
General Civil - Level 1	2015	-	-	-	-	-	1	-	-	-	-	-	-	1			1
General Civil - Level 2	2015	1	2	2	1	2	3	3	4	1	3	2	-	18			24
	2016	2	1	2	2	3	3	3	4	-	-	-	-	20	11.1%	▲	20
General Civil - Level 3	2015	1	-	2	-	-	1	3	5	2	-	-	-	12			14
	2016	-	-	2	-	4	1	-	1	-	-	-	-	8	-33.3%	▼	8
Miscellaneous	2015	21	20	33	18	18	16	16	12	14	17	19	21	154			225
	2016	18	15	26	17	12	16	11	24	-	-	-	-	139	-9.7%	▼	139
Misdemeanor	2015	7	3	4	3	-	5	8	4	1	3	1	5	34			44
	2016	2	1	2	4	7	6	-	3	-	-	-	-	25	-26.5%	▼	25
Non-Capital Felonies and Related Matters	2015	30	5	4	31	14	5	73	6	3	28	8	4	168			211
	2016	18	8	32	24	5	20	23	14	-	-	-	-	144	-14.3%	▼	144
Other Criminally Related Matters	2015	1	-	-	5	1	3	3	2	-	9	2	2	15			28
	2016	2	3	4	5	-	-	3	6	-	-	-	-	23	53.3%	▲	23
Probates/Wills and Trusts - Level 2	2015	-	-	-	-	1	-	-	-	-	-	1	-	1			2
	2016	-	-	-	1	-	-	-	-	-	-	-	-	1	0.0%	↔	1
Uncontested Divorce	2015	1	2	1	4	5	3	4	-	1	3	-	1	20			25
	2016	1	2	1	1	1	2	2	2	-	-	-	-	12	-40.0%	▼	12

Court: Hanover Circuit

Start/End Date: Jan-15 / Aug-16

2015 Average Month: 493

Jan-Aug 2015: 3,852

Filings Trending: ▲

Circuit/Court ID: 15

215085


Type of Case: Filings

2016 Average Month:539

Jan-Aug 2016 : 4,314

Overall AVG. Month: 512

Monthly Summary



Jan 15-Aug 16

Totals

	2015	2016
Civil	1,581	1,195
Criminal	2,398	1,626
Other	1,938	1,493
Total	5,917	4,314

Jan --- Aug Filings

3,852

4,314

2015

2016

Jan --- Aug Filings

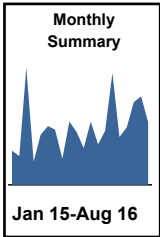
	2015	2016	% Change	Trending
Civil	1,116	1,195	7.1%	▲
Criminal	1,615	1,626	0.7%	▲
Other	1,121	1,493	33.2%	▲
Total	3,852	4,314	12.0%	▲

	Jan	Feb	Mar	Apr	May	Jun	Jul	Aug	Sep	Oct	Nov	Dec	Thru Aug	% Change	Trending	Total
2015	495	505	543	484	427	406	532	460	442	456	460	707	3,852			5,917
2016	536	644	623	467	498	462	580	504	-	-	-	-	4,314	12.0%	▲	4,314

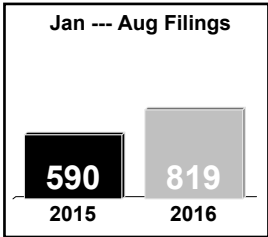
		Jan	Feb	Mar	Apr	May	Jun	Jul	Aug	Sep	Oct	Nov	Dec	Thru Aug	% Change	Trending	Total
Administrative Law	2015	-	1	1	1	1	1	-	1	-	3	-	-	6			9
	2016	-	-	-	-	-	-	-	1	-	-	-	-	1	-83.3%	▼	1
Capital Murder	2015	-	-	2	-	-	-	-	-	-	-	-	-	2			2
	2016	-	-	-	-	-	-	-	-	-	-	-	-	-			-
Contested Divorce	2015	22	21	26	18	19	17	15	16	19	14	13	23	154			223
	2016	14	31	28	20	25	8	19	19	-	-	-	-	164	6.5%	▲	164
Domestic and Family - Level 1	2015	8	8	8	4	9	3	8	11	8	6	9	7	59			89
	2016	11	8	11	8	12	4	12	10	-	-	-	-	76	28.8%	▲	76
Domestic and Family - Level 2	2015	2	2	5	3	2	3	5	5	3	4	1	6	27			41
	2016	1	4	5	2	2	-	2	-	-	-	-	-	16	-40.7%	▼	16
General Civil - Level 1	2015	-	-	-	1	1	-	-	-	2	2	-	-	2			6
	2016	1	-	-	1	1	-	-	-	-	-	-	-	3	50.0%	▲	3
General Civil - Level 2	2015	13	18	15	16	16	17	12	14	11	11	16	10	121			169
	2016	9	14	7	8	19	13	12	20	-	-	-	-	102	-15.7%	▼	102
General Civil - Level 3	2015	5	12	9	10	6	11	14	6	8	14	9	3	73			107
	2016	6	10	8	7	4	11	13	4	-	-	-	-	63	-13.7%	▼	63
Miscellaneous	2015	198	180	203	144	135	124	163	184	155	155	209	385	1,331			2,235
	2016	289	292	263	185	157	181	225	212	-	-	-	-	1,804	35.5%	▲	1,804
Misdemeanor	2015	63	88	79	64	66	58	101	60	83	64	58	73	579			857
	2016	61	87	96	53	101	68	72	73	-	-	-	-	611	5.5%	▲	611
Non-Capital Felonies and Related Matters	2015	107	105	141	144	118	94	144	95	93	130	84	146	948			1,401
	2016	101	113	103	113	112	108	159	98	-	-	-	-	907	-4.3%	▼	907
Other	2015	7	6	5	5	8	10	10	6	7	9	6	1	57			80
	2016	3	2	7	4	3	7	6	3	-	-	-	-	35	-38.6%	▼	35
Other Criminally Related Matters	2015	13	6	7	13	5	19	18	12	16	11	11	15	93			146
	2016	9	12	26	9	12	14	14	12	-	-	-	-	108	16.1%	▲	108
Probates/Wills and Trusts - Level 1	2015	-	-	-	-	-	-	-	-	-	-	1	-	0			1
	2016	-	-	-	1	-	1	1	-	-	-	-	-	3	0.0%	↔	3
Probates/Wills and Trusts - Level 2	2015	1	-	1	6	2	5	1	3	-	2	1	1	19			23
	2016	4	3	6	3	2	5	3	4	-	-	-	-	30	57.9%	▲	30
Uncontested Divorce	2015	56	58	43	55	39	44	41	47	37	31	42	37	383			530
	2016	27	68	61	53	48	42	42	48	-	-	-	-	389	1.6%	▲	389

Court: King George Circuit
Start/End Date: Jan-15 / Aug-16
2015 Average Month: 76
Jan-Aug 2015: 590
Filings Trending: ▲

Circuit/Court ID: 15
215099
Type of Case: Filings
2016 Average Month:102
Jan-Aug 2016 : 819
Overall AVG. Month: 87



Totals		
	2015	2016
Civil	217	205
Criminal	697	614
Total	914	819



Jan --- Aug Filings				
	2015	2016	% Change	Trending
Civil	135	205	51.9%	▲
Criminal	455	614	34.9%	▲
Total	590	819	38.8%	▲

	Jan	Feb	Mar	Apr	May	Jun	Jul	Aug	Sep	Oct	Nov	Dec	Thru Aug	% Change	Trending	Total
2015	51	43	176	35	75	88	83	39	95	79	55	95	590			914
2016	61	81	168	72	86	124	133	94	-	-	-	-	819	38.8%	▲	819

		Jan	Feb	Mar	Apr	May	Jun	Jul	Aug	Sep	Oct	Nov	Dec	Thru Aug	% Change	Trending	Total
Administrative Law	2016	-	1	1	-	-	-	-	-	-	-	-	-	2			2
Contested Divorce	2015	1	1	1	2	1	2	1	-	1	2	-	-	9			12
	2016	3	3	3	1	1	1	2	2	-	-	-	-	16	77.8%	▲	16
Domestic and Family - Level 1	2015	3	3	2	1	-	-	1	5	5	1	6	-	15			27
	2016	5	1	2	6	1	-	8	-	-	-	-	-	23	53.3%	▲	23
Domestic and Family - Level 2	2015	-	1	-	1	-	1	-	-	-	-	5	-	3			8
	2016	-	1	-	2	-	-	3	1	-	-	-	-	7	133.3%	▲	7
General Civil - Level 1	2015	-	1	-	-	-	-	-	-	-	1	-	-	1			2
	2016	-	-	-	-	-	-	-	1	-	-	-	-	1	0.0%	↔	1
General Civil - Level 2	2015	2	2	2	4	4	1	2	1	-	6	3	2	18			29
	2016	5	4	4	1	3	4	2	3	-	-	-	-	26	44.4%	▲	26
General Civil - Level 3	2015	-	2	4	2	1	8	4	2	2	3	2	1	23			31
	2016	1	1	1	2	-	2	5	-	-	-	-	-	12	-47.8%	▼	12
Miscellaneous	2015	3	6	6	6	2	3	5	6	4	7	9	3	37			60
	2016	3	5	22	8	8	4	8	6	-	-	-	-	64	73.0%	▲	64
Misdemeanor	2015	18	5	47	1	12	21	20	10	19	18	8	24	134			203
	2016	16	20	28	11	28	28	35	29	-	-	-	-	195	45.5%	▲	195
Non-Capital Felonies and Related Matters	2015	16	18	110	13	51	50	38	13	55	34	11	61	309			470
	2016	22	36	100	32	38	79	60	42	-	-	-	-	409	32.4%	▲	409
Other	2015	-	-	-	-	1	-	1	-	1	1	-	-	2			4
	2016	-	-	-	-	-	-	1	-	-	-	-	-	1	-50.0%	▼	1
Other Criminally Related Matters	2015	1	2	1	1	-	-	7	-	1	3	6	2	12			24
	2016	1	-	2	1	1	1	-	4	-	-	-	-	10	-16.7%	▼	10
Probates/Wills and Trusts - Level 1	2015	-	-	-	-	-	1	-	-	-	-	-	-	1			1
	2016	-	1	-	-	1	-	-	1	-	-	-	-	3	200.0%	▲	3
Probates/Wills and Trusts - Level 2	2015	-	-	-	-	1	-	-	-	-	-	-	-	1			1
	2016	1	1	1	1	-	2	2	-	-	-	-	-	8	700.0%	▲	8
Protective Orders	2015	1	-	-	-	-	-	-	-	-	-	-	-	1			1
Uncontested Divorce	2015	6	2	3	4	2	1	4	2	7	3	5	2	24			41
	2016	4	7	4	7	5	3	7	5	-	-	-	-	42	75.0%	▲	42

Court: Lancaster Circuit

Start/End Date: Jan-15 / Aug-16

2015 Average Month: 63

Jan-Aug 2015: 503

Filings Trending: ▲

Circuit/Court ID: 15

215103


Type of Case: Filings

2016 Average Month:66

Jan-Aug 2016 : 530

Overall AVG. Month: 65

Monthly Summary



Jan 15-Aug 16

Totals

	2015	2016
Civil	168	105
Criminal	344	248
Other	249	177
Total	761	530

Jan --- Aug Filings

503

530

2015

2016

Jan --- Aug Filings

	2015	2016	% Change	Trending
Civil	108	105	-2.8%	▼
Criminal	240	248	3.3%	▲
Other	155	177	14.2%	▲
Total	503	530	5.4%	▲

	Jan	Feb	Mar	Apr	May	Jun	Jul	Aug	Sep	Oct	Nov	Dec	Thru Aug	% Change	Trending	Total
2015	48	30	58	99	123	48	48	49	60	85	39	74	503			761
2016	61	86	51	159	30	36	65	42	-	-	-	-	530	5.4%	▲	530

		Jan	Feb	Mar	Apr	May	Jun	Jul	Aug	Sep	Oct	Nov	Dec	Thru Aug	% Change	Trending	Total
Administrative Law	2015	-	-	-	-	-	-	-	1	-	-	-	-	1			1
Contested Divorce	2015	2	-	-	-	-	2	-	-	1	-	1	-	4			6
	2016	-	1	1	-	-	-	2	-	-	-	-	-	4	0.0%	↔	4
Domestic and Family - Level 1	2015	-	-	-	-	1	-	15	2	3	1	-	-	18			22
	2016	-	-	-	1	1	-	-	-	-	-	-	-	2	-88.9%	▼	2
Domestic and Family - Level 2	2015	-	-	-	-	-	-	-	-	1	-	-	1	0			2
	2016	-	-	-	-	-	-	1	-	-	-	-	-	1	0.0%	↔	1
General Civil - Level 1	2016	-	-	-	1	-	1	-	-	-	-	-	-	2			2
General Civil - Level 2	2015	1	2	2	6	4	4	-	5	4	3	-	4	24			35
	2016	4	4	2	2	2	3	1	1	-	-	-	-	19	-20.8%	▼	19
General Civil - Level 3	2015	6	-	2	1	-	2	-	1	-	1	3	3	12			19
	2016	1	12	6	3	-	-	1	2	-	-	-	-	25	108.3%	▲	25
Miscellaneous	2015	15	19	20	21	16	20	13	32	25	19	19	47	156			266
	2016	30	43	27	18	16	11	23	26	-	-	-	-	194	24.4%	▲	194
Misdemeanor	2015	2	3	4	2	8	2	2	1	4	6	3	3	24			40
	2016	1	11	2	49	4	4	8	2	-	-	-	-	81	237.5%	▲	81
Non-Capital Felonies and Related Matters	2015	12	4	23	60	86	14	6	1	18	49	7	13	206			293
	2016	23	11	6	81	4	13	21	4	-	-	-	-	163	-20.9%	▼	163
Other	2015	7	-	4	7	3	1	8	3	1	4	5	-	33			43
	2016	1	2	4	1	2	2	4	3	-	-	-	-	19	-42.4%	▼	19
Other Criminally Related Matters	2015	-	1	2	-	4	1	1	1	-	1	-	-	10			11
	2016	-	-	1	-	-	-	3	1	-	-	-	-	5	-50.0%	▼	5
Probates/Wills and Trusts - Lev	2016	1	-	-	-	-	-	-	-	-	-	-	-	1			1
Probates/Wills and Trusts - Level 2	2015	-	-	-	-	1	-	-	-	-	1	-	-	1			2
	2016	-	-	-	-	1	-	-	-	-	-	-	-	1	0.0%	↔	1
Protective Orders	2016	-	-	-	1	-	-	-	-	-	-	-	-	1			1
Uncontested Divorce	2015	3	1	1	2	-	2	3	2	3	-	1	3	14			21
	2016	-	2	2	2	-	2	1	3	-	-	-	-	12	-14.3%	▼	12

Court: Northumberland Circuit

Start/End Date: Jan-15 / Aug-16

2015 Average Month: 52

Jan-Aug 2015: 366

Filings Trending: ▲

Circuit/Court ID: 15

215133

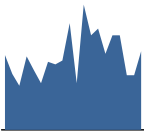
Type of Case: Filings

2016 Average Month:61

Jan-Aug 2016 : 487

Overall AVG. Month: 56

Monthly Summary




Jan 15-Aug 16

Totals

	2015	2016
Civil	103	67
Criminal	264	255
Other	260	165
Total	627	487

Jan --- Aug Filings



366 487

2015 2016

Jan --- Aug Filings

	2015	2016	% Change	Trending
Civil	62	67	8.1%	▲
Criminal	157	255	62.4%	▲
Other	147	165	12.2%	▲
Total	366	487	33.1%	▲

	Jan	Feb	Mar	Apr	May	Jun	Jul	Aug	Sep	Oct	Nov	Dec	Thru Aug	% Change	Trending	Total
2015	56	42	33	55	45	35	51	49	52	80	35	94	366			627
2016	71	76	57	71	71	41	41	59	-	-	-	-	487	33.1%	▲	487

		Jan	Feb	Mar	Apr	May	Jun	Jul	Aug	Sep	Oct	Nov	Dec	Thru Aug	% Change	Trending	Total
Contested Divorce	2015	-	-	2	-	1	3	1	1	-	2	2	2	8			14
	2016	1	-	1	2	-	-	-	2	-	-	-	-	6	-25.0%	▼	6
Domestic and Family - Level 1	2015	1	-	-	1	-	1	-	1	-	1	-	1	4			6
	2016	-	1	-	-	-	3	-	-	-	-	-	-	4	0.0%	↔	4
Domestic and Family - Level 2	2015	-	-	1	-	-	1	-	-	-	1	-	-	2			3
	2016	-	-	-	3	-	-	-	2	-	-	-	-	5	150.0%	▲	5
General Civil - Level 1	2015	-	1	-	-	-	-	-	-	-	-	-	-	1			1
General Civil - Level 2	2015	1	-	2	1	1	2	4	2	3	2	1	-	13			19
	2016	2	2	-	-	2	1	2	-	-	-	-	-	9	-30.8%	▼	9
General Civil - Level 3	2015	-	-	-	1	1	1	1	-	1	3	1	-	4			9
	2016	1	-	-	1	1	1	1	3	-	-	-	-	8	100.0%	▲	8
Miscellaneous	2015	17	26	22	16	15	10	24	30	25	25	24	50	160			284
	2016	36	33	22	16	15	20	21	15	-	-	-	-	178	11.3%	▲	178
Misdemeanor	2015	17	3	2	4	5	1	1	-	2	10	3	4	33			52
	2016	3	1	1	10	7	2	3	2	-	-	-	-	29	-12.1%	▼	29
Non-Capital Felonies and Related Matters	2015	19	6	1	24	20	13	15	12	18	27	3	35	110			193
	2016	24	36	29	33	44	13	10	25	-	-	-	-	214	94.5%	▲	214
Other	2015	-	-	-	-	1	-	-	-	-	2	-	-	1			3
	2016	1	-	-	-	-	-	3	1	-	-	-	-	5	400.0%	▲	5
Other Criminally Related Matters	2015	1	3	-	7	-	1	-	2	-	3	-	2	14			19
	2016	2	-	1	3	-	1	-	5	-	-	-	-	12	-14.3%	▼	12
Probates/Wills and Trusts - Lev	2015	-	-	-	-	-	-	1	-	-	1	-	-	1			2
Uncontested Divorce	2015	-	3	3	1	1	2	4	1	3	3	1	-	15			22
	2016	1	3	3	3	2	-	1	4	-	-	-	-	17	13.3%	▲	17

Court: Richmond County Circuit

Start/End Date: Jan-15 / Aug-16

2015 Average Month: 44

Jan-Aug 2015: 317

Filings Trending: ▲

Circuit/Court ID: 15

215159

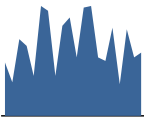
Type of Case: Filings

2016 Average Month:41

Jan-Aug 2016 : 331

Overall AVG. Month: 43

Monthly Summary



Jan 15-Aug 16

Totals

	2015	2016
Civil	76	50
Criminal	175	118
Other	279	163
Total	530	331

Jan --- Aug Filings

317

2015

331

2016

Jan --- Aug Filings

	2015	2016	% Change	Trending
Civil	51	50	-2.0%	▼
Criminal	98	118	20.4%	▲
Other	168	163	-3.0%	▼
Total	317	331	4.4%	▲

	Jan	Feb	Mar	Apr	May	Jun	Jul	Aug	Sep	Oct	Nov	Dec	Thru Aug	% Change	Trending	Total
2015	32	20	46	42	24	66	63	24	54	59	35	65	317			530
2016	66	35	33	53	19	52	35	38	-	-	-	-	331	4.4%	▲	331

		Jan	Feb	Mar	Apr	May	Jun	Jul	Aug	Sep	Oct	Nov	Dec	Thru Aug	% Change	Trending	Total
Administrative Law	2015	-	1	-	-	-	-	-	-	1	-	-	-	1			2
	2016	-	-	-	1	-	1	-	-	-	-	-	-	2	100.0%	▲	2
Capital Murder	2015	-	-	-	-	-	-	1	-	-	-	-	-	1			1
	2016	1	-	1	-	1	-	1	-	-	-	-	-	4			4
Contested Divorce	2015	1	-	-	-	1	-	1	-	-	-	-	-	3	-25.0%	▼	3
	2016	1	-	-	1	1	-	-	-	-	-	-	-	3	-25.0%	▼	3
Domestic and Family - Level 1	2015	-	-	-	-	1	-	1	-	1	2	-	-	2			5
	2016	-	1	1	1	-	-	-	2	-	-	-	-	5	150.0%	▲	5
Domestic and Family - Level 2	2015	-	-	-	1	-	-	-	-	-	-	-	-	1			1
	2016	-	-	-	-	-	-	-	1	-	-	-	-	1	0.0%	↔	1
General Civil - Level 1	2015	-	-	-	-	-	-	-	-	-	-	-	1	0			1
General Civil - Level 2	2015	-	-	2	-	-	2	4	2	1	1	1	1	10	0.0%	↔	14
	2016	-	1	1	-	2	2	2	-	-	-	-	-	8	-20.0%	▼	8
General Civil - Level 3	2015	1	-	-	1	1	-	1	1	-	3	-	2	5			10
	2016	-	1	-	-	-	1	-	-	-	-	-	-	2	-60.0%	▼	2
Miscellaneous	2015	9	7	11	6	8	13	11	6	6	14	13	29	71			133
	2016	14	12	18	8	12	16	12	13	-	-	-	-	105	47.9%	▲	105
Misdemeanor	2015	2	-	3	7	-	4	10	5	3	8	3	4	31			49
	2016	4	3	1	10	-	7	3	9	-	-	-	-	37	19.4%	▲	37
Non-Capital Felonies and Related Matters	2015	9	1	4	14	7	9	8	1	27	14	8	4	53			106
	2016	6	3	1	18	1	20	12	10	-	-	-	-	71	34.0%	▲	71
Other	2015	9	7	21	9	6	37	18	7	15	13	6	21	114			169
	2016	41	12	9	11	3	3	5	-	-	-	-	-	84	-26.3%	▼	84
Other Criminally Related Matters	2015	-	2	2	2	-	-	5	2	-	1	3	3	13			20
	2016	-	1	2	3	-	1	1	2	-	-	-	-	10	-23.1%	▼	10
Probates/Wills and Trusts - Level 2	2015	-	-	-	-	-	-	-	-	-	-	1	-	0			1
	2016	-	-	-	-	-	1	-	1	-	-	-	-	2	0.0%	↔	2
Uncontested Divorce	2015	1	2	2	2	-	1	3	-	-	3	-	-	11			14
	2016	-	1	-	-	-	-	-	-	-	-	-	-	1	-90.9%	▼	1

Court: Spotsylvania Circuit

Start/End Date: Jan-15 / Aug-16

2015 Average Month: 514

Jan-Aug 2015: 3,854

Filings Trending: ▲

Circuit/Court ID: 15

215177


Type of Case: Filings

2016 Average Month: 672

Jan-Aug 2016 : 5,377

Overall AVG. Month: 577

Monthly Summary

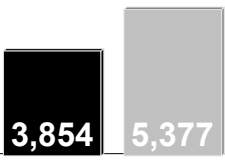


Jan 15-Aug 16

Totals

	2015	2016
Civil	1,528	1,009
Criminal	2,006	1,782
Other	2,629	2,586
Total	6,163	5,377

Jan --- Aug Filings



3,854 2015 5,377 2016

Jan --- Aug Filings

	2015	2016	% Change	Trending
Civil	988	1,009	2.1%	▲
Criminal	1,374	1,782	29.7%	▲
Other	1,492	2,586	73.3%	▲
Total	3,854	5,377	39.5%	▲

	Jan	Feb	Mar	Apr	May	Jun	Jul	Aug	Sep	Oct	Nov	Dec	Thru Aug	% Change	Trending	Total
2015	471	472	540	475	431	483	522	460	622	462	421	804	3,854			6,163
2016	1,229	589	712	646	491	625	574	511	-	-	-	-	5,377	39.5%	▲	5,377

		Jan	Feb	Mar	Apr	May	Jun	Jul	Aug	Sep	Oct	Nov	Dec	Thru Aug	% Change	Trending	Total
Administrative Law	2015	1	-	2	-	-	-	-	1	2	1	2	-	4			9
	2016	-	-	-	1	1	-	1	1	-	-	-	-	4	0.0%	↔	4
Contested Divorce	2015	6	7	9	11	14	9	6	5	6	6	9	6	67			94
	2016	5	6	12	5	11	4	6	10	-	-	-	-	59	-11.9%	▼	59
Domestic and Family - Level 1	2015	12	6	14	12	20	16	14	18	15	20	39	49	112			235
	2016	15	29	28	38	14	10	29	18	-	-	-	-	181	61.6%	▲	181
Domestic and Family - Level 2	2015	9	2	3	16	2	1	3	3	12	4	1	3	39			59
	2016	-	5	13	4	1	4	17	9	-	-	-	-	53	35.9%	▲	53
General Civil - Level 1	2015	3	1	-	2	-	1	-	2	-	2	-	1	9			12
	2016	-	-	2	-	-	-	2	-	-	-	-	-	4	-55.6%	▼	4
General Civil - Level 2	2015	18	17	19	24	15	20	19	12	11	18	7	21	144			201
	2016	8	10	19	10	16	14	18	12	-	-	-	-	107	-25.7%	▼	107
General Civil - Level 3	2015	10	9	8	9	4	6	6	10	9	13	11	8	62			103
	2016	7	10	7	6	11	3	7	7	-	-	-	-	58	-6.5%	▼	58
Miscellaneous	2015	195	208	244	216	204	205	243	233	195	209	242	494	1,748			2,888
	2016	286	321	315	229	209	250	250	246	-	-	-	-	2,106	20.5%	▲	2,106
Misdemeanor	2015	38	33	30	31	35	21	54	36	47	30	34	31	278			420
	2016	38	47	85	51	57	60	42	40	-	-	-	-	420	51.1%	▲	420
Non-Capital Felonies and Related Matters	2015	145	140	157	100	91	170	123	93	158	104	38	156	1,019			1,475
	2016	114	106	172	269	132	216	152	126	-	-	-	-	1,287	26.3%	▲	1,287
Other	2015	8	9	10	14	10	8	17	6	127	23	3	5	82			240
	2016	726	17	13	7	13	23	10	7	-	-	-	-	816	895.1%	▲	816
Other Criminally Related Matters	2015	2	13	10	14	6	8	11	14	10	6	8	12	78			114
	2016	4	9	15	6	9	15	11	11	-	-	-	-	80	2.6%	▲	80
Probates/Wills and Trusts - Level 1	2015	2	1	-	-	-	-	-	-	-	-	-	-	3			3
	2016	-	2	-	-	-	-	-	-	-	-	-	-	2	-33.3%	▼	2
Probates/Wills and Trusts - Level 2	2015	4	2	5	3	4	2	2	2	5	5	4	1	24			39
	2016	2	9	3	4	6	4	3	4	-	-	-	-	35	45.8%	▲	35
Protective Orders	2015	-	-	3	-	-	-	-	-	-	-	-	-	3			3
	2016	-	-	2	-	-	-	3	-	-	-	-	-	5	66.7%	▲	5
Uncontested Divorce	2015	18	24	26	23	26	16	24	25	25	21	23	17	182			268
	2016	24	18	26	16	11	22	23	20	-	-	-	-	160	-12.1%	▼	160

Court: Stafford Circuit

Start/End Date: Jan-15 / Aug-16

2015 Average Month: 730

Jan-Aug 2015: 5,575

Filings Trending: ▲

Circuit/Court ID: 15

215179

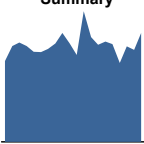
Type of Case: Filings

2016 Average Month:727

Jan-Aug 2016 : 5,817

Overall AVG. Month: 729

Monthly Summary



Jan 15-Aug 16

Totals

	2015	2016
Civil	1,827	1,086
Criminal	4,365	2,848
Other	2,571	1,883
Total	8,763	5,817

Jan --- Aug Filings

5,575

2015

5,817

2016

Jan --- Aug Filings

	2015	2016	% Change	Trending
Civil	1,245	1,086	-12.8%	▼
Criminal	2,843	2,848	-	↔
Other	1,487	1,883	26.6%	▲
Total	5,575	5,817	4.3%	▲

	Jan	Feb	Mar	Apr	May	Jun	Jul	Aug	Sep	Oct	Nov	Dec	Thru Aug	% Change	Trending	Total
2015	607	719	745	718	676	674	697	739	817	739	651	981	5,575			8,763
2016	787	728	752	733	591	717	691	818	-	-	-	-	5,817	4.3%	▲	5,817

		Jan	Feb	Mar	Apr	May	Jun	Jul	Aug	Sep	Oct	Nov	Dec	Thru Aug	% Change	Trending	Total
Administrative Law	2015	1	-	5	1	-	3	2	1	1	2	1	1	13			18
	2016	1	-	1	1	2	1	1	2	-	-	-	-	9	-30.8%	▼	9
Capital Murder	2015	2	-	-	-	-	-	-	-	-	-	-	2	2			4
	2016	-	-	-	-	1	-	-	-	-	-	-	-	1	-50.0%	▼	1
Contested Divorce	2015	16	17	25	25	27	14	15	26	26	25	19	19	165			254
	2016	7	8	12	12	7	14	9	12	-	-	-	-	81	-50.9%	▼	81
Domestic and Family - Level 1	2015	6	12	11	5	22	13	3	7	7	5	8	10	79			109
	2016	3	13	7	10	9	12	14	3	-	-	-	-	71	-10.1%	▼	71
Domestic and Family - Level 2	2015	2	5	3	4	4	4	12	3	6	2	6	5	37			56
	2016	1	4	2	3	4	2	2	8	-	-	-	-	26	-29.7%	▼	26
General Civil - Level 1	2015	-	1	1	-	1	3	1	1	-	1	1	5	8			15
	2016	-	-	1	1	-	-	1	-	-	-	-	-	3	-62.5%	▼	3
General Civil - Level 2	2015	16	20	11	18	21	19	18	20	13	14	9	9	143			188
	2016	15	14	24	14	20	28	18	15	-	-	-	-	148	3.5%	▲	148
General Civil - Level 3	2015	6	4	7	10	5	11	6	3	10	6	8	14	52			90
	2016	11	9	11	5	13	7	4	20	-	-	-	-	80	53.8%	▲	80
Miscellaneous	2015	218	201	303	217	188	200	242	255	210	248	279	517	1,824			3,078
	2016	314	318	375	248	226	268	265	286	-	-	-	-	2,300	26.1%	▲	2,300
Misdemeanor	2015	61	79	77	116	91	84	106	98	137	126	80	111	712			1,166
	2016	132	112	110	118	84	91	88	114	-	-	-	-	849	19.2%	▲	849
Non-Capital Felonies and Related Matters	2015	222	311	240	249	260	246	211	269	354	238	165	221	2,008			2,986
	2016	263	206	148	276	173	252	246	322	-	-	-	-	1,886	-6.1%	▼	1,886
Other	2015	1	-	-	-	-	-	2	2	1	-	1	-	5			7
	2016	1	-	1	-	1	1	1	-	-	-	-	-	5	0.0%	↔	5
Other Criminally Related Matters	2015	15	17	10	20	16	18	22	11	19	14	29	27	129			218
	2016	14	11	17	16	16	13	19	8	-	-	-	-	114	-11.6%	▼	114
Probates/Wills and Trusts - Level 1	2015	1	-	-	-	-	-	-	1	-	-	-	-	2			2
	2016	-	1	-	-	-	-	-	-	-	-	-	-	1	-50.0%	▼	1
Probates/Wills and Trusts - Level 2	2015	4	5	6	1	4	4	5	1	3	6	-	4	30			43
	2016	2	2	4	1	1	1	5	4	-	-	-	-	20	-33.3%	▼	20
Uncontested Divorce	2015	36	47	46	52	37	55	52	41	30	52	45	36	366			529
	2016	23	30	39	28	34	27	18	24	-	-	-	-	223	-39.1%	▼	223

Court: Westmoreland Circuit

Start/End Date: Jan-15 / Aug-16

2015 Average Month: 87

Jan-Aug 2015: 697

Filings Trending: ▲

Circuit/Court ID: 15

215193

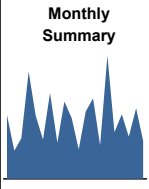
Type of Case: Filings

2016 Average Month:94

Jan-Aug 2016 : 749

Overall AVG. Month: 90

Monthly Summary



Jan 15-Aug 16

Totals

	2015	2016
Civil	137	118
Criminal	655	436
Other	257	195
Total	1,049	749

Jan --- Aug Filings

697

2015

749

2016

Jan --- Aug Filings

	2015	2016	% Change	Trending
Civil	99	118	19.2%	▲
Criminal	434	436	-	↔
Other	164	195	18.9%	▲
Total	697	749	7.5%	▲

	Jan	Feb	Mar	Apr	May	Jun	Jul	Aug	Sep	Oct	Nov	Dec	Thru Aug	% Change	Trending	Total
2015	96	42	61	161	95	59	129	54	116	91	44	101	697			1,049
2016	121	50	185	70	97	63	106	57	-	-	-	-	749	7.5%	▲	749

		Jan	Feb	Mar	Apr	May	Jun	Jul	Aug	Sep	Oct	Nov	Dec	Thru Aug	% Change	Trending	Total
Administrative Law	2015	-	-	-	-	-	1	-	-	-	-	-	-	1			1
Contested Divorce	2015	2	1	-	1	1	-	3	1	-	1	-	-	9			10
	2016	-	-	-	2	-	3	-	-	-	-	-	-	5	-44.4%	▼	5
Domestic and Family - Level 1	2015	-	-	2	-	-	-	-	2	2	-	2	-	4			8
	2016	-	-	-	1	-	1	6	3	-	-	-	-	11	175.0%	▲	11
Domestic and Family - Level 2	2015	-	-	-	-	1	-	1	-	-	-	1	-	2			3
	2016	-	-	-	-	2	-	-	-	-	-	-	-	2	0.0%	↔	2
General Civil - Level 1	2015	-	-	-	-	-	-	-	-	-	1	1	1	0			3
	2016	-	-	1	-	1	-	1	-	-	-	-	-	3	0.0%	↔	3
General Civil - Level 2	2015	4	-	3	4	4	1	2	1	3	1	-	2	19			25
	2016	2	3	3	-	5	3	1	1	-	-	-	-	18	-5.3%	▼	18
General Civil - Level 3	2015	1	1	-	4	2	3	-	-	1	2	5	-	11			19
	2016	1	3	1	3	1	2	18	1	-	-	-	-	30	172.7%	▲	30
Miscellaneous	2015	22	24	27	21	20	25	30	24	24	19	23	36	193			295
	2016	42	29	36	17	31	20	30	18	-	-	-	-	223	15.5%	▲	223
Misdemeanor	2015	15	-	7	40	9	4	5	14	11	10	4	9	94			128
	2016	16	2	5	7	4	8	9	5	-	-	-	-	56	-40.4%	▼	56
Non-Capital Felonies and Related Matters	2015	47	10	9	75	45	15	81	12	71	52	6	21	294			444
	2016	52	7	135	30	50	24	35	13	-	-	-	-	346	17.7%	▲	346
Other	2015	-	-	1	-	1	4	1	-	1	-	-	-	7			8
	2016	1	2	1	-	1	1	-	-	-	-	-	-	6	-14.3%	▼	6
Other Criminally Related Matters	2015	4	6	9	12	7	5	3	-	2	5	-	30	46			83
	2016	6	1	1	8	1	1	6	11	-	-	-	-	35	-23.9%	▼	35
Probates/Wills and Trusts - Lev	2015	-	-	-	2	1	-	-	-	-	-	-	-	3			3
Probates/Wills and Trusts - Level 2	2015	-	-	1	-	1	1	1	-	-	-	1	2	4			7
	2016	-	1	-	-	-	-	-	-	-	-	-	-	1	-75.0%	▼	1
Uncontested Divorce	2015	1	-	2	2	3	-	2	-	1	-	1	-	10			12
	2016	1	2	2	2	1	-	-	5	-	-	-	-	13	30.0%	▲	13

Court: Fredericksburg Circuit

Start/End Date: Jan-15 / Aug-16

2015 Average Month: 275

Jan-Aug 2015: 2,221

Filings Trending: ▲

Circuit/Court ID: 15

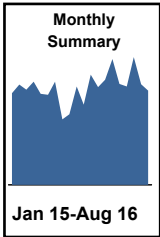
215630

Type of Case: Filings

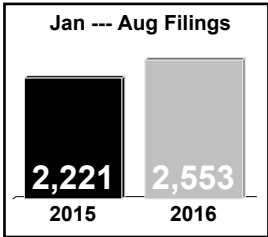
2016 Average Month:319

Jan-Aug 2016 : 2,553

Overall AVG. Month: 293



Totals		
	2015	2016
Civil	784	823
Criminal	2,233	1,518
Other	283	212
Total	3,300	2,553



Jan --- Aug Filings				
	2015	2016	% Change	Trending
Civil	472	823	74.4%	▲
Criminal	1,590	1,518	-4.5%	▼
Other	159	212	33.3%	▲
Total	2,221	2,553	14.9%	▲

	Jan	Feb	Mar	Apr	May	Jun	Jul	Aug	Sep	Oct	Nov	Dec	Thru Aug	% Change	Trending	Total
2015	275	301	286	310	273	270	310	196	212	295	241	331	2,221			3,300
2016	293	315	378	303	295	384	302	283	-	-	-	-	2,553	14.9%	▲	2,553

		Jan	Feb	Mar	Apr	May	Jun	Jul	Aug	Sep	Oct	Nov	Dec	Thru Aug	% Change	Trending	Total
Administrative Law	2015	1	-	-	-	-	-	1	1	-	2	1	-	3			6
	2016	-	1	-	1	1	-	1	-	-	-	-	-	4	33.3%	▲	4
Capital Murder	2015	-	-	-	-	1	-	-	-	-	-	-	-	1			1
	2016	-	-	-	-	-	-	-	-	-	-	-	-	-			-
Contested Divorce	2015	6	8	4	7	5	9	5	4	4	7	2	2	48			63
	2016	10	16	19	9	17	4	6	5	-	-	-	-	86	79.2%	▲	86
Domestic and Family - Level 1	2015	6	10	7	20	2	11	5	10	9	9	7	25	71			121
	2016	2	13	4	6	1	34	3	6	-	-	-	-	69	-2.8%	▼	69
Domestic and Family - Level 2	2015	1	2	10	2	-	1	1	1	23	38	13	-	18			92
	2016	11	20	23	8	52	26	14	26	-	-	-	-	180	900.0%	▲	180
General Civil - Level 1	2015	-	-	-	1	1	1	3	2	-	1	2	-	8			11
	2016	1	1	1	-	1	2	2	2	-	-	-	-	10	25.0%	▲	10
General Civil - Level 2	2015	5	2	5	13	11	17	7	6	13	12	8	10	66			109
	2016	9	8	5	9	6	11	10	10	-	-	-	-	68	3.0%	▲	68
General Civil - Level 3	2015	7	3	2	-	2	12	7	4	1	2	8	9	37			57
	2016	1	3	5	5	5	4	2	7	-	-	-	-	32	-13.5%	▼	32
Miscellaneous	2015	34	26	36	33	34	38	44	30	42	40	46	58	275			461
	2016	52	57	40	38	37	43	37	44	-	-	-	-	348	26.5%	▲	348
Misdemeanor	2015	42	74	33	41	61	40	50	43	30	49	43	42	384			548
	2016	70	51	39	35	31	51	50	42	-	-	-	-	369	-3.9%	▼	369
Non-Capital Felonies and Related Matters	2015	156	143	161	177	137	124	174	79	80	111	95	171	1,151			1,608
	2016	109	107	198	153	108	182	137	122	-	-	-	-	1,116	-3.0%	▼	1,116
Other	2015	5	3	3	3	4	-	1	2	1	7	1	-	21			30
	2016	1	3	1	3	-	4	10	-	-	-	-	-	22	4.8%	▲	22
Other Criminally Related Matters	2015	6	5	9	5	11	5	9	5	6	9	2	6	55			78
	2016	3	8	5	5	3	4	3	4	-	-	-	-	35	-36.4%	▼	35
Probates/Wills and Trusts - Level 2	2015	-	-	1	-	-	1	-	1	-	1	1	-	3			5
	2016	-	-	1	1	1	2	-	-	-	-	-	-	5	66.7%	▲	5
Protective Orders	2015	-	2	-	-	-	-	-	-	-	-	-	-	2			2
Uncontested Divorce	2015	6	23	15	8	5	11	3	8	3	7	12	8	79			109
	2016	24	27	37	30	31	17	27	15	-	-	-	-	208	163.3%	▲	208

Court: Albemarle Circuit

Start/End Date: Jan-15 / Aug-16

2015 Average Month: 312

Jan-Aug 2015: 2,551

Filings Trending: ↔

Circuit/Court ID: 16

216003


Type of Case: Filings

2016 Average Month:320

Jan-Aug 2016 : 2,559

Overall AVG. Month: 315

Monthly Summary



Jan 15-Aug 16

Totals

	2015	2016
Civil	1,730	1,081
Criminal	972	708
Other	1,041	770
Total	3,743	2,559

Jan --- Aug Filings

2,551

2015

2,559

2016

Jan --- Aug Filings

	2015	2016	% Change	Trending
Civil	1,279	1,081	-15.5%	▼
Criminal	653	708	8.4%	▲
Other	619	770	24.4%	▲
Total	2,551	2,559	-	↔

	Jan	Feb	Mar	Apr	May	Jun	Jul	Aug	Sep	Oct	Nov	Dec	Thru Aug	% Change	Trending	Total
2015	320	308	336	382	311	296	309	289	335	259	240	358	2,551			3,743
2016	346	333	373	310	298	290	321	288	-	-	-	-	2,559	0.3%	▲	2,559

		Jan	Feb	Mar	Apr	May	Jun	Jul	Aug	Sep	Oct	Nov	Dec	Thru Aug	% Change	Trending	Total
Administrative Law	2015	-	1	1	2	-	1	-	-	1	-	-	-	5			6
Capital Murder	2015	-	-	-	1	-	-	-	-	-	-	-	-	1			1
Contested Divorce	2015	11	3	7	5	3	9	1	5	6	4	7	6	44			67
	2016	5	8	4	7	7	9	7	5	-	-	-	-	52	18.2%	▲	52
Domestic and Family - Level 1	2015	10	3	11	23	15	5	2	1	12	5	3	7	70			97
	2016	15	5	6	3	16	4	13	3	-	-	-	-	65	-7.1%	▼	65
Domestic and Family - Level 2	2015	6	2	3	4	7	4	5	2	5	7	5	2	33			52
	2016	-	5	7	5	13	9	5	8	-	-	-	-	52	57.6%	▲	52
General Civil - Level 1	2015	-	1	6	3	3	-	1	2	2	3	1	1	16			23
	2016	2	4	2	-	-	-	2	2	-	-	-	-	12	-25.0%	▼	12
General Civil - Level 2	2015	34	46	43	38	39	22	26	32	25	19	20	16	280			360
	2016	25	49	31	25	26	18	14	17	-	-	-	-	205	-26.8%	▼	205
General Civil - Level 3	2015	3	-	8	11	10	5	9	4	5	5	5	7	50			72
	2016	24	27	12	9	8	5	7	11	-	-	-	-	103	106.0%	▲	103
Miscellaneous	2015	136	131	180	146	138	155	174	146	139	123	133	220	1,206			1,821
	2016	160	139	170	146	126	138	171	133	-	-	-	-	1,183	-1.9%	▼	1,183
Misdemeanor	2015	9	22	10	11	14	20	11	17	29	16	9	27	114			195
	2016	38	9	32	25	22	22	25	22	-	-	-	-	195	71.1%	▲	195
Non-Capital Felonies and Related Matters	2015	83	71	42	115	61	51	53	55	79	56	37	59	531			762
	2016	49	56	76	66	58	63	61	70	-	-	-	-	499	-6.0%	▼	499
Other	2015	4	4	6	5	8	4	4	6	3	3	3	1	41			51
	2016	8	4	7	7	3	6	3	-	-	-	-	-	38	-7.3%	▼	38
Other Criminally Related Matters	2015	1	-	2	-	3	2	2	-	2	3	2	-	10			17
	2016	1	-	2	3	-	4	2	3	-	-	-	-	15	50.0%	▲	15
Probates/Wills and Trusts - Level 1	2015	-	-	-	-	-	-	-	1	1	-	-	-	1			2
	2016	-	1	-	-	-	-	-	-	-	-	-	-	1	0.0%	↔	1
Probates/Wills and Trusts - Level 2	2015	6	7	3	2	3	4	2	3	6	2	2	3	30			43
	2016	3	4	3	-	3	2	2	2	-	-	-	-	19	-36.7%	▼	19
Protective Orders	2015	-	-	-	-	-	-	-	1	-	-	1	-	1			2
Uncontested Divorce	2015	17	17	14	16	7	14	19	14	20	13	12	9	118			172
	2016	16	22	21	14	16	10	9	12	-	-	-	-	120	1.7%	▲	120

Court: Culpeper Circuit

Start/End Date: Jan-15 / Aug-16

2015 Average Month: 206

Jan-Aug 2015: 1,634

Filings Trending: ▲

Circuit/Court ID: 16

216047


Type of Case: Filings

2016 Average Month:214

Jan-Aug 2016 : 1,715

Overall AVG. Month: 209

Monthly Summary



Jan 15-Aug 16

Totals

	2015	2016
Civil	691	436
Criminal	985	589
Other	798	690
Total	2,474	1,715

Jan --- Aug Filings

1,634

2015

1,715

2016

Jan --- Aug Filings

	2015	2016	% Change	Trending
Civil	503	436	-13.3%	▼
Criminal	669	589	-12.0%	▼
Other	462	690	49.4%	▲
Total	1,634	1,715	5.0%	▲

	Jan	Feb	Mar	Apr	May	Jun	Jul	Aug	Sep	Oct	Nov	Dec	Thru Aug	% Change	Trending	Total
2015	160	206	189	292	171	226	201	189	182	202	195	261	1,634			2,474
2016	181	270	214	156	174	244	217	259	-	-	-	-	1,715	5.0%	▲	1,715

		Jan	Feb	Mar	Apr	May	Jun	Jul	Aug	Sep	Oct	Nov	Dec	Thru Aug	% Change	Trending	Total
Administrative Law	2015	-	-	-	2	-	1	-	-	-	-	-	-	3			3
	2016	-	-	-	-	1	-	1	-	-	-	-	-	2	-33.3%	▼	2
Capital Murder	2015	-	8	-	-	-	-	-	-	-	-	-	-	8			8
	2016	-	-	-	-	-	-	-	-	-	-	-	-	-			-
Contested Divorce	2015	1	5	6	8	2	4	2	4	4	2	3	2	32			43
	2016	4	3	5	7	4	4	8	3	-	-	-	-	38	18.8%	▲	38
Domestic and Family - Level 1	2015	6	3	18	10	14	9	12	12	6	3	5	7	84			105
	2016	6	11	5	4	5	4	7	10	-	-	-	-	52	-38.1%	▼	52
Domestic and Family - Level 2	2015	4	2	3	8	3	6	1	3	2	1	5	1	30			39
	2016	3	1	2	1	1	1	1	3	-	-	-	-	13	-56.7%	▼	13
General Civil - Level 1	2015	-	-	-	-	-	-	1	-	-	1	-	-	1			2
	2016	-	-	-	-	-	1	1	1	-	-	-	-	3	200.0%	▲	3
General Civil - Level 2	2015	6	11	9	8	12	5	14	12	5	9	4	7	77			102
	2016	8	7	16	6	6	8	10	5	-	-	-	-	66	-14.3%	▼	66
General Civil - Level 3	2015	2	4	9	7	4	6	8	3	7	11	8	3	43			72
	2016	2	3	6	3	8	3	5	1	-	-	-	-	31	-27.9%	▼	31
Miscellaneous	2015	76	73	74	56	76	81	76	77	66	86	78	155	589			974
	2016	118	148	118	68	81	82	101	99	-	-	-	-	815	38.4%	▲	815
Misdemeanor	2015	4	33	18	38	11	40	13	30	18	21	24	27	187			277
	2016	1	11	11	10	6	33	13	30	-	-	-	-	115	-38.5%	▼	115
Non-Capital Felonies and Related Matters	2015	47	59	35	139	34	55	53	37	56	52	53	47	459			667
	2016	30	59	32	43	46	90	53	91	-	-	-	-	444	-3.3%	▼	444
Other	2015	1	-	1	1	-	4	3	-	-	-	3	2	10			15
	2016	-	1	1	-	3	4	4	2	-	-	-	-	15	50.0%	▲	15
Other Criminally Related Matters	2015	3	3	1	3	2	3	4	6	8	6	2	3	25			44
	2016	2	3	4	4	3	3	2	2	-	-	-	-	23	-8.0%	▼	23
Probates/Wills and Trusts - Level 1	2015	-	-	-	-	-	-	1	-	-	-	1	-	1			2
	2016	-	-	1	-	-	-	1	-	-	-	-	-	2	100.0%	▲	2
Probates/Wills and Trusts - Level 2	2015	-	-	-	1	2	-	2	-	1	1	2	-	5			9
	2016	1	1	2	-	1	-	-	-	-	-	-	-	5	0.0%	↔	5
Uncontested Divorce	2015	10	13	15	11	11	12	11	5	9	9	7	7	88			120
	2016	6	14	11	10	9	11	10	12	-	-	-	-	83	-5.7%	▼	83

Court: Fluvanna Circuit

Start/End Date: Jan-15 / Aug-16

2015 Average Month: 98

Jan-Aug 2015: 754

Filings Trending: ▲

Circuit/Court ID: 16

216065

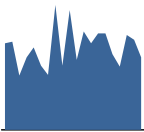
Type of Case: Filings

2016 Average Month:102

Jan-Aug 2016 : 812

Overall AVG. Month: 99

Monthly Summary



Jan 15-Aug 16

Totals

	2015	2016
Civil	314	179
Criminal	385	272
Other	478	361
Total	1,177	812

Jan --- Aug Filings

754

2015

812

2016

Jan --- Aug Filings

	2015	2016	% Change	Trending
Civil	207	179	-13.5%	▼
Criminal	268	272	1.5%	▲
Other	279	361	29.4%	▲
Total	754	812	7.7%	▲

	Jan	Feb	Mar	Apr	May	Jun	Jul	Aug	Sep	Oct	Nov	Dec	Thru Aug	% Change	Trending	Total
2015	104	106	65	87	99	77	66	150	77	144	84	118	754			1,177
2016	104	116	116	91	76	114	108	87	-	-	-	-	812	7.7%	▲	812

		Jan	Feb	Mar	Apr	May	Jun	Jul	Aug	Sep	Oct	Nov	Dec	Thru Aug	% Change	Trending	Total
Administrative Law	2015	-	-	2	-	-	-	-	-	-	-	-	-	2			2
	2016	1	-	-	-	-	-	-	-	-	-	-	-	1	-50.0%	▼	1
Contested Divorce	2015	1	1	3	-	2	-	2	1	1	1	1	2	10			15
	2016	1	3	2	1	1	2	1	1	-	-	-	-	12	20.0%	▲	12
Domestic and Family - Level 1	2015	4	5	-	4	2	8	2	-	3	4	9	-	25			41
	2016	1	3	-	1	1	3	4	2	-	-	-	-	15	-40.0%	▼	15
Domestic and Family - Level 2	2015	-	-	1	5	2	1	-	2	2	1	2	-	11			16
	2016	2	1	1	1	-	2	2	-	-	-	-	-	9	-18.2%	▼	9
General Civil - Level 1	2015	-	-	-	-	-	-	-	-	-	-	-	2	0			2
	2016	-	-	-	-	-	1	-	-	-	-	-	-	1	0.0%	↔	1
General Civil - Level 2	2015	3	3	1	3	3	2	3	3	5	7	4	5	21			42
	2016	-	3	3	2	-	6	2	7	-	-	-	-	23	9.5%	▲	23
General Civil - Level 3	2015	1	1	2	3	6	1	-	2	1	4	1	2	16			24
	2016	1	1	1	3	-	2	1	3	-	-	-	-	12	-25.0%	▼	12
Miscellaneous	2015	40	44	42	34	52	33	43	60	50	51	42	85	348			576
	2016	80	66	49	42	49	50	55	35	-	-	-	-	426	22.4%	▲	426
Misdemeanor	2015	18	14	1	14	10	11	4	9	6	25	2	7	81			121
	2016	4	9	6	7	12	12	14	18	-	-	-	-	82	1.2%	▲	82
Non-Capital Felonies and Related Matters	2015	21	30	2	9	16	14	6	54	4	44	14	8	152			222
	2016	9	23	48	30	9	24	13	15	-	-	-	-	171	12.5%	▲	171
Other	2015	-	1	1	-	-	1	-	-	-	-	-	-	3			3
Other Criminally Related Matters	2015	10	3	2	4	1	1	3	11	1	1	5	-	35			42
	2016	2	2	-	2	-	2	9	3	-	-	-	-	20	-42.9%	▼	20
Probates/Wills and Trusts - Lev	2016	-	-	1	-	-	1	-	-	-	-	-	-	2			2
Probates/Wills and Trusts - Level 2	2015	-	1	1	-	-	-	-	-	2	1	-	-	2			5
	2016	-	-	1	-	-	-	-	-	-	-	-	-	1	-50.0%	▼	1
Protective Orders	2015	-	-	-	-	-	1	-	-	-	-	-	-	1			1
Uncontested Divorce	2015	6	3	7	11	5	4	3	8	2	5	4	7	47			65
	2016	3	5	4	2	4	9	7	3	-	-	-	-	37	-21.3%	▼	37

Court: Goochland Circuit

Start/End Date: Jan-15 / Aug-16

2015 Average Month: 88

Jan-Aug 2015: 674

Filings Trending: ▲

Circuit/Court ID: 16

216075


Type of Case: Filings

2016 Average Month:95

Jan-Aug 2016 : 757

Overall AVG. Month: 91

Monthly Summary



Jan 15-Aug 16

Totals

	2015	2016
Civil	250	187
Criminal	260	175
Other	545	395
Total	1,055	757

Jan --- Aug Filings

674

2015

757

2016

Jan --- Aug Filings

	2015	2016	% Change	Trending
Civil	164	187	14.0%	▲
Criminal	190	175	-7.9%	▼
Other	320	395	23.4%	▲
Total	674	757	12.3%	▲

	Jan	Feb	Mar	Apr	May	Jun	Jul	Aug	Sep	Oct	Nov	Dec	Thru Aug	% Change	Trending	Total
2015	75	89	95	89	70	78	86	92	63	101	67	150	674			1,055
2016	120	93	94	94	80	90	94	92	-	-	-	-	757	12.3%	▲	757

		Jan	Feb	Mar	Apr	May	Jun	Jul	Aug	Sep	Oct	Nov	Dec	Thru Aug	% Change	Trending	Total
Administrative Law	2015	-	1	-	1	-	-	-	-	-	-	-	-	2			2
Contested Divorce	2015	-	2	1	2	3	4	2	-	1	3	-	1	14			19
	2016	4	3	3	2	1	3	6	1	-	-	-	-	23	64.3%	▲	23
Domestic and Family - Level 1	2015	4	1	-	3	2	-	-	1	1	3	2	1	11			18
	2016	2	1	-	-	-	1	-	2	-	-	-	-	6	-45.5%	▼	6
Domestic and Family - Level 2	2015	-	2	1	1	1	-	2	1	1	1	-	-	8			10
	2016	2	-	-	-	1	-	1	-	-	-	-	-	4	-50.0%	▼	4
General Civil - Level 1	2015	1	-	-	-	-	-	1	-	-	-	-	-	2			2
	2016	-	-	1	-	-	-	-	-	-	-	-	-	1	-50.0%	▼	1
General Civil - Level 2	2015	6	2	10	1	-	3	5	5	8	3	2	1	32			46
	2016	3	6	7	1	5	2	3	2	-	-	-	-	29	-9.4%	▼	29
General Civil - Level 3	2015	3	3	3	3	2	1	3	2	1	10	2	4	20			37
	2016	6	4	6	7	3	4	1	8	-	-	-	-	39	95.0%	▲	39
Miscellaneous	2015	43	50	48	49	40	40	42	45	38	55	40	121	357			611
	2016	70	64	48	45	41	43	61	62	-	-	-	-	434	21.6%	▲	434
Misdemeanor	2015	10	9	15	7	6	13	14	5	1	6	9	13	79			108
	2016	9	4	8	10	13	7	9	7	-	-	-	-	67	-15.2%	▼	67
Non-Capital Felonies and Related Matters	2015	6	5	7	17	8	5	9	22	3	10	10	7	79			109
	2016	17	6	8	19	8	20	3	2	-	-	-	-	83	5.1%	▲	83
Other	2015	-	1	1	-	1	1	1	1	1	1	1	-	6			9
	2016	1	-	3	2	1	2	3	1	-	-	-	-	13	116.7%	▲	13
Other Criminally Related Matters	2015	1	7	3	2	5	2	5	7	4	4	1	2	32			43
	2016	5	1	2	5	4	3	5	1	-	-	-	-	26	-18.8%	▼	26
Probates/Wills and Trusts - Lev	2015	-	1	-	-	-	-	-	-	-	-	-	-	1			1
Probates/Wills and Trusts - Level 2	2015	1	-	1	1	-	1	-	-	-	-	-	-	4			4
	2016	-	-	2	-	1	-	-	-	-	-	-	-	3	-25.0%	▼	3
Uncontested Divorce	2015	-	5	5	2	2	8	2	3	4	5	-	-	27			36
	2016	1	4	6	3	2	5	2	6	-	-	-	-	29	7.4%	▲	29

Court: Greene Circuit

Start/End Date: Jan-15 / Aug-16

2015 Average Month: 88

Jan-Aug 2015: 660

Filings Trending: ▲

Circuit/Court ID: 16

216079


Type of Case: Filings

2016 Average Month:91

Jan-Aug 2016 : 730

Overall AVG. Month: 89

Monthly Summary



Jan 15-Aug 16

Totals

	2015	2016
Civil	210	142
Criminal	282	220
Other	564	368
Total	1,056	730

Jan --- Aug Filings

660

2015

730

2016

Jan --- Aug Filings

	2015	2016	% Change	Trending
Civil	152	142	-6.6%	▼
Criminal	185	220	18.9%	▲
Other	323	368	13.9%	▲
Total	660	730	10.6%	▲

	Jan	Feb	Mar	Apr	May	Jun	Jul	Aug	Sep	Oct	Nov	Dec	Thru Aug	% Change	Trending	Total
2015	84	86	93	78	81	97	67	74	67	85	87	157	660			1,056
2016	93	136	100	76	73	98	71	83	-	-	-	-	730	10.6%	▲	730

		Jan	Feb	Mar	Apr	May	Jun	Jul	Aug	Sep	Oct	Nov	Dec	Thru Aug	% Change	Trending	Total
Administrative Law	2016	-	-	-	-	-	1	-	-	-	-	-	-	1			1
Contested Divorce	2015	-	1	2	1	-	1	2	1	-	1	1	-	8			10
	2016	-	1	1	-	1	1	1	1	-	-	-	-	6	-25.0%	▼	6
Domestic and Family - Level 1	2015	2	-	1	-	5	2	1	1	4	-	-	1	12			17
	2016	2	1	-	-	4	3	3	3	-	-	-	-	16	33.3%	▲	16
Domestic and Family - Level 2	2015	1	-	2	-	-	-	1	-	-	1	-	-	4			5
	2016	-	1	-	-	1	-	1	3	-	-	-	-	6	50.0%	▲	6
General Civil - Level 1	2015	-	1	-	-	-	-	-	-	-	-	-	-	1			1
General Civil - Level 2	2015	5	2	4	1	-	5	1	1	2	3	1	2	19			27
	2016	3	4	3	1	3	3	-	2	-	-	-	-	19	0.0%	↔	19
General Civil - Level 3	2015	-	2	2	1	8	3	-	1	2	-	1	2	17			22
	2016	-	1	1	4	1	1	-	1	-	-	-	-	9	-47.1%	▼	9
Miscellaneous	2015	43	44	41	43	42	57	37	50	44	51	46	121	357			619
	2016	52	80	61	32	34	42	44	42	-	-	-	-	387	8.4%	▲	387
Misdemeanor	2015	5	6	4	4	1	5	2	8	2	11	1	9	35			58
	2016	3	5	8	10	2	6	6	3	-	-	-	-	43	22.9%	▲	43
Non-Capital Felonies and Related Matters	2015	15	21	25	26	13	20	18	6	6	14	30	17	144			211
	2016	26	29	19	22	17	29	11	16	-	-	-	-	169	17.4%	▲	169
Other	2015	8	5	1	-	3	1	2	-	4	-	-	-	20			24
	2016	2	8	3	4	2	7	2	4	-	-	-	-	32	60.0%	▲	32
Other Criminally Related Matters	2015	1	-	-	-	1	-	2	2	1	2	1	4	6			14
	2016	1	2	-	-	1	3	2	2	-	-	-	-	11	83.3%	▲	11
Probates/Wills and Trusts - Level 2	2015	-	-	3	-	-	2	-	2	2	-	-	-	7			9
	2016	-	1	-	-	-	1	-	-	-	-	-	-	2	-71.4%	▼	2
Uncontested Divorce	2015	4	4	8	2	8	1	1	2	-	2	6	1	30			39
	2016	4	3	4	3	7	1	1	6	-	-	-	-	29	-3.3%	▼	29

Court: Louisa Circuit

Start/End Date: Jan-15 / Aug-16

2015 Average Month: 181

Jan-Aug 2015: 1,299

Filings Trending: ▲

Circuit/Court ID: 16

216109


Type of Case: Filings

2016 Average Month:183

Jan-Aug 2016 : 1,464

Overall AVG. Month: 182

Monthly Summary



Jan 15-Aug 16

Totals

	2015	2016
Civil	435	274
Criminal	857	477
Other	882	713
Total	2,174	1,464

Jan --- Aug Filings

1,299

2015

1,464

2016

Jan --- Aug Filings

	2015	2016	% Change	Trending
Civil	269	274	1.9%	▲
Criminal	541	477	-11.8%	▼
Other	489	713	45.8%	▲
Total	1,299	1,464	12.7%	▲

	Jan	Feb	Mar	Apr	May	Jun	Jul	Aug	Sep	Oct	Nov	Dec	Thru Aug	% Change	Trending	Total
2015	178	184	159	179	145	155	156	143	254	127	186	308	1,299			2,174
2016	256	191	212	163	163	134	179	166	-	-	-	-	1,464	12.7%	▲	1,464

		Jan	Feb	Mar	Apr	May	Jun	Jul	Aug	Sep	Oct	Nov	Dec	Thru Aug	% Change	Trending	Total
Administrative Law	2015	1	-	1	-	1	-	2	-	-	-	-	1	5			6
	2016	-	-	2	-	-	-	-	-	-	-	-	-	2	-60.0%	▼	2
Contested Divorce	2015	1	2	1	4	1	1	2	4	3	4	2	1	16			26
	2016	2	6	4	4	1	1	3	2	-	-	-	-	23	43.8%	▲	23
Domestic and Family - Level 1	2015	-	8	-	3	-	2	1	11	-	3	-	13	25			41
	2016	-	1	-	1	-	2	-	4	-	-	-	-	8	-68.0%	▼	8
Domestic and Family - Level 2	2015	-	4	-	1	-	-	2	1	-	-	3	1	8			12
	2016	-	-	1	-	1	1	2	3	-	-	-	-	8	0.0%	↔	8
General Civil - Level 1	2015	3	1	-	-	-	1	-	-	-	-	-	-	5			5
	2016	-	2	-	-	-	-	-	-	-	-	-	-	2	-60.0%	▼	2
General Civil - Level 2	2015	7	5	4	6	4	5	7	8	7	7	13	7	46			80
	2016	5	2	6	3	5	2	4	3	-	-	-	-	30	-34.8%	▼	30
General Civil - Level 3	2015	2	1	1	9	5	4	5	2	2	7	4	9	29			51
	2016	6	13	1	-	3	1	13	15	-	-	-	-	52	79.3%	▲	52
Miscellaneous	2015	56	54	73	45	53	49	40	42	61	55	61	129	412			718
	2016	100	103	99	86	69	60	70	61	-	-	-	-	648	57.3%	▲	648
Misdemeanor	2015	25	20	21	17	21	24	27	8	15	15	19	27	163			239
	2016	27	7	28	16	22	21	30	19	-	-	-	-	170	4.3%	▲	170
Non-Capital Felonies and Related Matters	2015	56	62	22	67	25	35	34	43	151	13	64	8	344			580
	2016	82	28	38	23	28	17	36	38	-	-	-	-	290	-15.7%	▼	290
Other	2015	20	22	21	15	21	24	21	15	6	14	16	102	159			297
	2016	23	17	18	20	25	19	12	11	-	-	-	-	145	-8.8%	▼	145
Other Criminally Related Matters	2015	3	3	5	5	4	5	8	3	3	-	1	1	36			41
	2016	3	-	4	2	1	6	2	1	-	-	-	-	19	-47.2%	▼	19
Probates/Wills and Trusts - Lev	2015	-	1	-	-	-	-	-	-	-	1	-	-	1			2
Probates/Wills and Trusts - Level 2	2015	1	-	-	2	3	-	-	-	-	-	-	1	6			7
	2016	1	2	-	-	2	2	-	-	-	-	-	-	7	16.7%	▲	7
Uncontested Divorce	2015	3	1	10	5	7	5	7	6	6	8	3	8	44			69
	2016	7	10	11	8	6	2	7	9	-	-	-	-	60	36.4%	▲	60

Court: Madison Circuit

Start/End Date: Jan-15 / Aug-16

2015 Average Month: 62

Jan-Aug 2015: 452

Filings Trending: ▲

Circuit/Court ID: 16

216113


Type of Case: Filings

2016 Average Month:66

Jan-Aug 2016 : 528

Overall AVG. Month: 64

Monthly Summary



Jan 15-Aug 16

Totals

	2015	2016
Civil	165	98
Criminal	181	126
Other	399	304
Total	745	528

Jan --- Aug Filings

452

528

2015

2016

Jan --- Aug Filings

	2015	2016	% Change	Trending
Civil	105	98	-6.7%	▼
Criminal	112	126	12.5%	▲
Other	235	304	29.4%	▲
Total	452	528	16.8%	▲

	Jan	Feb	Mar	Apr	May	Jun	Jul	Aug	Sep	Oct	Nov	Dec	Thru Aug	% Change	Trending	Total
2015	40	70	62	66	40	53	66	55	54	93	34	112	452			745
2016	75	66	75	84	53	54	77	44	-	-	-	-	528	16.8%	▲	528

		Jan	Feb	Mar	Apr	May	Jun	Jul	Aug	Sep	Oct	Nov	Dec	Thru Aug	% Change	Trending	Total
Contested Divorce	2015	-	1	1	2	1	1	2	-	-	1	1	-	8			10
	2016	-	-	1	1	3	2	-	1	-	-	-	-	8	0.0%	↔	8
Domestic and Family - Level 1	2015	-	2	2	4	-	6	1	3	-	2	-	1	18			21
	2016	-	-	-	2	2	1	-	6	-	-	-	-	11	-38.9%	▼	11
Domestic and Family - Level 2	2015	1	1	3	-	1	-	-	1	-	-	-	-	7			7
	2016	1	-	1	1	1	-	-	-	-	-	-	-	4	-42.9%	▼	4
General Civil - Level 2	2015	-	1	3	3	-	4	3	3	1	-	2	-	17			20
	2016	1	-	1	3	1	2	-	1	-	-	-	-	9	-47.1%	▼	9
General Civil - Level 3	2015	-	1	1	3	6	1	1	-	1	3	1	-	13			18
	2016	1	-	1	-	-	-	1	1	-	-	-	-	4	-69.2%	▼	4
Miscellaneous	2015	26	25	23	23	16	14	31	15	34	35	22	35	173			299
	2016	45	32	44	47	29	20	40	11	-	-	-	-	268	54.9%	▲	268
Misdemeanor	2015	2	10	8	6	3	5	3	10	3	8	1	-	47			59
	2016	4	6	3	6	2	4	9	5	-	-	-	-	39	-17.0%	▼	39
Non-Capital Felonies and Related Matters	2015	2	9	3	12	5	14	5	7	3	30	2	17	57			109
	2016	9	14	10	10	6	13	10	9	-	-	-	-	81	42.1%	▲	81
Other	2015	8	15	16	6	5	7	17	13	9	12	4	56	87			168
	2016	12	12	8	10	6	9	14	5	-	-	-	-	76	-12.6%	▼	76
Other Criminally Related Matters	2015	-	4	-	1	-	1	1	1	3	1	-	1	8			13
	2016	-	1	1	1	-	-	1	2	-	-	-	-	6	-25.0%	▼	6
Probates/Wills and Trusts - Lev	2016	-	-	-	1	-	-	-	-	-	-	-	-	1			1
Probates/Wills and Trusts - Level 2	2015	-	-	-	-	1	-	-	2	-	-	-	-	3			3
	2016	1	-	1	-	1	-	1	-	-	-	-	-	4	33.3%	▲	4
Uncontested Divorce	2015	1	1	2	6	2	-	2	-	-	1	1	2	14			18
	2016	1	1	4	2	2	3	1	3	-	-	-	-	17	21.4%	▲	17

Court: Orange Circuit

Start/End Date: Jan-15 / Aug-16

2015 Average Month: 151

Jan-Aug 2015: 1,114

Filings Trending: ▲

Circuit/Court ID: 16

216137


Type of Case: Filings

2016 Average Month:183

Jan-Aug 2016 : 1,465

Overall AVG. Month: 164

Monthly Summary



Jan 15-Aug 16

Totals

	2015	2016
Civil	386	240
Criminal	780	610
Other	640	615
Total	1,806	1,465

Jan --- Aug Filings

1,114

2015

1,465

2016

Jan --- Aug Filings

	2015	2016	% Change	Trending
Civil	254	240	-5.5%	▼
Criminal	515	610	18.4%	▲
Other	345	615	78.3%	▲
Total	1,114	1,465	31.5%	▲

	Jan	Feb	Mar	Apr	May	Jun	Jul	Aug	Sep	Oct	Nov	Dec	Thru Aug	% Change	Trending	Total
2015	140	97	211	132	187	101	160	86	178	124	208	182	1,114			1,806
2016	173	196	235	201	183	127	223	127	-	-	-	-	1,465	31.5%	▲	1,465

		Jan	Feb	Mar	Apr	May	Jun	Jul	Aug	Sep	Oct	Nov	Dec	Thru Aug	% Change	Trending	Total
Administrative Law	2015	-	1	-	-	1	-	-	-	-	-	2	-	2			4
Capital Murder	2016	-	-	-	1	-	-	-	-	-	-	-	-	1			1
Contested Divorce	2015	3	3	6	5	4	3	5	4	3	2	3	3	33			44
	2016	6	3	2	3	1	4	3	2	-	-	-	-	24	-27.3%	▼	24
Domestic and Family - Level 1	2015	4	4	1	5	-	1	6	-	4	-	7	1	21			33
	2016	1	6	5	-	2	1	3	9	-	-	-	-	27	28.6%	▲	27
Domestic and Family - Level 2	2015	2	-	2	4	1	3	2	1	1	-	3	-	15			19
	2016	1	-	-	2	1	3	1	1	-	-	-	-	9	-40.0%	▼	9
General Civil - Level 1	2015	-	-	-	-	-	-	1	1	1	-	1	-	2			4
General Civil - Level 2	2015	5	3	5	4	6	4	8	3	3	5	9	9	38			64
	2016	3	1	2	7	4	5	3	2	-	-	-	-	27	-28.9%	▼	27
General Civil - Level 3	2015	2	5	7	1	3	-	3	3	4	2	1	2	24			33
	2016	5	7	3	2	9	4	1	8	-	-	-	-	39	62.5%	▲	39
Miscellaneous	2015	45	48	60	51	42	61	52	46	61	65	76	119	405			726
	2016	86	121	120	61	64	64	70	73	-	-	-	-	659	62.7%	▲	659
Misdemeanor	2015	13	1	24	12	22	4	22	8	30	3	24	7	106			170
	2016	10	12	14	8	16	5	30	3	-	-	-	-	98	-7.5%	▼	98
Non-Capital Felonies and Related Matters	2015	60	24	96	42	98	12	41	14	57	29	70	23	387			566
	2016	51	38	78	107	75	28	101	19	-	-	-	-	497	28.4%	▲	497
Other	2015	-	2	2	1	1	5	1	2	4	8	3	2	14			31
	2016	2	4	2	4	2	4	5	4	-	-	-	-	27	92.9%	▲	27
Other Criminally Related Matters	2015	-	3	3	-	5	-	12	-	5	4	6	8	23			46
	2016	5	1	1	-	4	3	-	-	-	-	-	-	14	-39.1%	▼	14
Probates/Wills and Trusts - Level 2	2015	-	-	-	1	-	1	-	2	-	1	-	1	4			6
	2016	1	-	1	1	1	1	2	1	-	-	-	-	8	100.0%	▲	8
Uncontested Divorce	2015	6	3	5	6	4	7	7	2	5	5	3	7	40			60
	2016	2	3	7	5	4	5	4	5	-	-	-	-	35	-12.5%	▼	35

Court: Charlottesville Circuit

Start/End Date: Jan-15 / Aug-16

2015 Average Month: 126

Jan-Aug 2015: 1,019

Filings Trending: ▲

Circuit/Court ID: 16

216540

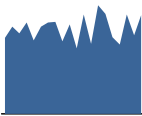
Type of Case: Filings

2016 Average Month:132

Jan-Aug 2016 : 1,052

Overall AVG. Month: 128

Monthly Summary



Jan 15-Aug 16

Totals

	2015	2016
Civil	414	284
Criminal	915	638
Other	180	130
Total	1,509	1,052

Jan --- Aug Filings

1,019

2015

1,052

2016

Jan --- Aug Filings

	2015	2016	% Change	Trending
Civil	275	284	3.3%	▲
Criminal	629	638	1.4%	▲
Other	115	130	13.0%	▲
Total	1,019	1,052	3.2%	▲

	Jan	Feb	Mar	Apr	May	Jun	Jul	Aug	Sep	Oct	Nov	Dec	Thru Aug	% Change	Trending	Total
2015	114	131	121	137	110	131	137	138	109	134	98	149	1,019			1,509
2016	105	163	150	115	104	149	118	148	-	-	-	-	1,052	3.2%	▲	1,052

		Jan	Feb	Mar	Apr	May	Jun	Jul	Aug	Sep	Oct	Nov	Dec	Thru Aug	% Change	Trending	Total
Administrative Law	2015	-	-	-	1	3	1	1	-	-	1	1	-	6			8
	2016	1	1	-	-	-	1	1	-	-	-	-	-	4	-33.3%	▼	4
Capital Murder	2015	-	-	-	-	-	1	-	-	-	-	-	-	1			1
	2016	1	1	5	2	2	2	2	2	1	-	2	3	17			23
Contested Divorce	2015	-	3	1	-	-	3	1	-	-	-	-	-	8	-52.9%	▼	8
	2016	4	3	2	4	1	6	3	-	2	4	2	5	23			36
Domestic and Family - Level 1	2015	4	5	4	1	5	-	4	2	-	-	-	-	25	8.7%	▲	25
	2016	3	2	1	1	1	2	1	3	2	3	-	3	14			22
Domestic and Family - Level 2	2015	2	2	4	3	5	1	4	-	-	-	-	-	21	50.0%	▲	21
	2016	1	2	-	2	-	-	2	2	-	3	-	1	9			13
General Civil - Level 1	2015	1	1	1	-	2	1	-	2	-	-	-	-	8	-11.1%	▼	8
	2016	6	15	12	6	8	7	4	5	5	14	5	6	63			93
General Civil - Level 2	2015	3	8	8	6	8	9	6	10	-	-	-	-	58	-7.9%	▼	58
	2016	5	7	5	4	5	4	5	3	5	4	3	3	38			53
General Civil - Level 3	2015	2	-	6	2	5	2	2	4	-	-	-	-	23	-39.5%	▼	23
	2016	26	21	20	20	20	18	28	27	28	18	21	40	180			287
Miscellaneous	2015	28	38	35	17	26	35	24	28	-	-	-	-	231	28.3%	▲	231
	2016	14	22	4	14	16	27	18	20	14	7	18	23	135			197
Misdemeanor	2015	19	21	22	22	11	26	21	27	-	-	-	-	169	25.2%	▲	169
	2016	47	54	64	76	51	52	61	62	45	70	41	56	467			679
Non-Capital Felonies and Related Matters	2015	41	76	60	53	34	62	49	69	-	-	-	-	444	-4.9%	▼	444
	2016	-	-	-	-	-	-	1	-	-	-	-	-	1			1
Other	2015	2	-	-	2	-	1	-	-	-	-	-	-	5	400.0%	▲	5
	2016	3	3	2	1	2	3	6	6	2	6	1	4	26			39
Other Criminally Related Matters	2015	2	2	4	6	3	4	3	3	-	-	-	-	27	3.8%	▲	27
	2016	1	-	-	-	-	-	-	-	-	1	-	-	1			2
Probates/Wills and Trusts - Lev	2015	-	1	1	-	-	5	-	1	-	1	2	1	8			12
Probates/Wills and Trusts - Level 2	2015	-	-	1	1	1	-	-	1	-	-	-	-	4	-50.0%	▼	4
Uncontested Divorce	2015	3	-	5	6	1	3	5	7	5	2	2	4	30			43
	2016	-	6	4	2	4	4	3	2	-	-	-	-	25	-16.7%	▼	25

Court: Arlington Circuit

Start/End Date: Jan-15 / Aug-16

2015 Average Month: 804

Jan-Aug 2015: 6,191

Filings Trending: ▲

Circuit/Court ID: 17

217013


Type of Case: Filings

2016 Average Month:902

Jan-Aug 2016 : 7,218

Overall AVG. Month: 843

Monthly Summary



Jan 15-Aug 16

Totals

	2015	2016
Civil	2,408	1,706
Criminal	4,264	3,236
Other	2,975	2,276
Total	9,647	7,218

Jan --- Aug Filings

6,191

2015

7,218

2016

Jan --- Aug Filings

	2015	2016	% Change	Trending
Civil	1,606	1,706	6.2%	▲
Criminal	2,800	3,236	15.6%	▲
Other	1,785	2,276	27.5%	▲
Total	6,191	7,218	16.6%	▲

	Jan	Feb	Mar	Apr	May	Jun	Jul	Aug	Sep	Oct	Nov	Dec	Thru Aug	% Change	Trending	Total
2015	716	703	837	858	721	814	798	744	707	837	796	1,116	6,191			9,647
2016	843	822	781	875	944	967	950	1,036	-	-	-	-	7,218	16.6%	▲	7,218

		Jan	Feb	Mar	Apr	May	Jun	Jul	Aug	Sep	Oct	Nov	Dec	Thru Aug	% Change	Trending	Total
Administrative Law	2015	1	-	2	-	-	2	1	1	-	1	2	-	7			10
	2016	-	4	2	2	3	1	2	1	-	-	-	-	15	114.3%	▲	15
Contested Divorce	2015	14	8	18	30	13	24	20	16	21	18	18	21	143			221
	2016	12	14	21	19	23	20	17	24	-	-	-	-	150	4.9%	▲	150
Domestic and Family - Level 1	2015	8	11	7	10	6	4	7	22	15	3	9	15	75			117
	2016	16	2	13	10	10	10	8	11	-	-	-	-	80	6.7%	▲	80
Domestic and Family - Level 2	2015	6	9	7	9	5	10	2	7	5	7	12	10	55			89
	2016	5	8	4	4	6	3	7	6	-	-	-	-	43	-21.8%	▼	43
General Civil - Level 1	2015	1	2	5	2	2	2	2	-	4	2	-	3	16			25
	2016	3	3	2	4	3	3	2	3	-	-	-	-	23	43.8%	▲	23
General Civil - Level 2	2015	39	23	37	34	43	41	38	38	35	36	36	41	293			441
	2016	28	58	43	31	41	56	44	57	-	-	-	-	358	22.2%	▲	358
General Civil - Level 3	2015	8	9	17	7	14	9	12	12	8	15	9	8	88			128
	2016	5	6	15	12	3	11	10	27	-	-	-	-	89	1.1%	▲	89
Miscellaneous	2015	160	148	130	161	131	142	163	159	148	151	178	274	1,194			1,945
	2016	179	188	174	143	148	171	205	191	-	-	-	-	1,399	17.2%	▲	1,399
Misdemeanor	2015	45	51	71	60	56	53	40	43	38	56	71	70	419			654
	2016	59	63	58	69	77	97	73	94	-	-	-	-	590	40.8%	▲	590
Non-Capital Felonies and Related Matters	2015	187	193	238	297	220	253	257	242	217	282	223	277	1,887			2,886
	2016	163	254	186	278	339	327	320	338	-	-	-	-	2,205	16.9%	▲	2,205
Other	2015	124	174	150	155	128	190	178	108	146	144	153	296	1,207			1,946
	2016	300	125	152	220	202	173	177	194	-	-	-	-	1,543	27.8%	▲	1,543
Other Criminally Related Matters	2015	86	49	114	43	66	47	40	59	37	78	50	72	504			741
	2016	41	63	70	56	51	55	50	61	-	-	-	-	447	-11.3%	▼	447
Probates/Wills and Trusts - Level 1	2015	-	1	2	2	6	2	4	2	2	1	1	1	19			24
	2016	4	1	4	2	3	1	1	-	-	-	-	-	16	-15.8%	▼	16
Probates/Wills and Trusts - Level 2	2015	8	5	11	13	9	7	5	8	7	9	8	9	66			99
	2016	8	11	13	8	10	9	10	11	-	-	-	-	80	21.2%	▲	80
Uncontested Divorce	2015	29	20	28	35	22	28	29	27	24	34	26	19	218			321
	2016	20	22	24	17	25	30	24	18	-	-	-	-	180	-17.4%	▼	180

Court: Fauquier Circuit

Start/End Date: Jan-15 / Aug-16

2015 Average Month: 298

Jan-Aug 2015: 2,192

Filings Trending: ▲

Circuit/Court ID: 20

220061


Type of Case: Filings

2016 Average Month:326

Jan-Aug 2016 : 2,606

Overall AVG. Month: 309

Monthly Summary

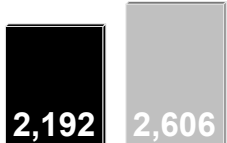


Jan 15-Aug 16

Totals

	2015	2016
Civil	791	584
Criminal	959	767
Other	1,826	1,255
Total	3,576	2,606

Jan --- Aug Filings



2,192 2,606

2015 2016

Jan --- Aug Filings

	2015	2016	% Change	Trending
Civil	528	584	10.6%	▲
Criminal	650	767	18.0%	▲
Other	1,014	1,255	23.8%	▲
Total	2,192	2,606	18.9%	▲

	Jan	Feb	Mar	Apr	May	Jun	Jul	Aug	Sep	Oct	Nov	Dec	Thru Aug	% Change	Trending	Total
2015	266	290	317	269	295	250	267	238	229	245	326	584	2,192			3,576
2016	405	353	384	282	306	263	329	284	-	-	-	-	2,606	18.9%	▲	2,606

		Jan	Feb	Mar	Apr	May	Jun	Jul	Aug	Sep	Oct	Nov	Dec	Thru Aug	% Change	Trending	Total
Administrative Law	2015	-	-	-	-	-	-	-	2	-	-	-	1	2			3
	2016	-	1	-	-	-	-	-	-	-	-	-	-	1	-50.0%	▼	1
Contested Divorce	2015	5	7	3	4	5	7	2	3	8	4	4	4	36			56
	2016	3	4	6	6	5	7	6	4	-	-	-	-	41	13.9%	▲	41
Domestic and Family - Level 1	2015	3	3	-	-	5	7	8	1	2	6	4	-	27			39
	2016	3	4	3	4	2	1	6	1	-	-	-	-	24	-11.1%	▼	24
Domestic and Family - Level 2	2015	1	3	5	3	4	2	3	3	2	-	2	4	24			32
	2016	1	7	3	2	6	1	2	5	-	-	-	-	27	12.5%	▲	27
General Civil - Level 1	2015	1	-	2	2	1	1	-	1	-	-	-	1	8			9
	2016	1	1	3	-	1	-	1	2	-	-	-	-	9	12.5%	▲	9
General Civil - Level 2	2015	7	15	20	11	14	14	12	11	11	11	8	10	104			144
	2016	13	12	11	14	18	10	9	17	-	-	-	-	104	0.0%	↔	104
General Civil - Level 3	2015	1	3	1	7	6	2	3	4	1	5	7	7	27			47
	2016	3	5	7	5	6	3	4	2	-	-	-	-	35	29.6%	▲	35
Miscellaneous	2015	104	127	129	109	106	110	106	115	102	100	137	253	906			1,498
	2016	205	208	174	122	107	102	137	120	-	-	-	-	1,175	29.7%	▲	1,175
Misdemeanor	2015	14	22	17	14	33	17	19	13	12	23	33	25	149			242
	2016	21	18	39	18	29	26	38	28	-	-	-	-	217	45.6%	▲	217
Non-Capital Felonies and Related Matters	2015	90	53	80	65	67	24	52	39	38	46	81	32	470			667
	2016	101	54	87	43	80	31	70	43	-	-	-	-	509	8.3%	▲	509
Other	2015	25	38	39	41	35	54	40	32	40	32	28	229	304			633
	2016	37	19	27	36	33	62	34	40	-	-	-	-	288	-5.3%	▼	288
Other Criminally Related Matters	2015	7	1	4	2	5	4	5	3	2	6	9	3	31			51
	2016	4	3	5	5	8	6	6	6	-	-	-	-	43	38.7%	▲	43
Probates/Wills and Trusts - Level 1	2015	-	-	1	1	-	-	-	-	-	-	-	-	2			2
	2016	-	-	-	-	-	-	1	-	-	-	-	-	1	-50.0%	▼	1
Probates/Wills and Trusts - Level 2	2015	2	4	-	5	1	2	1	-	-	2	-	-	15			17
	2016	1	2	1	3	-	5	-	1	-	-	-	-	13	-13.3%	▼	13
Protective Orders	2015	1	1	1	-	-	1	2	1	1	1	1	-	7			10
	2016	-	2	2	3	-	2	3	1	-	-	-	-	13	85.7%	▲	13
Uncontested Divorce	2015	5	13	15	5	13	5	14	10	10	9	12	15	80			126
	2016	12	13	16	21	11	7	12	14	-	-	-	-	106	32.5%	▲	106

Court: Loudoun Circuit

Start/End Date: Jan-15 / Aug-16

2015 Average Month: 879

Jan-Aug 2015: 6,696

Filings Trending: ▲

Circuit/Court ID: 20

220107


Type of Case: Filings

2016 Average Month:906

Jan-Aug 2016 : 7,251

Overall AVG. Month: 890

Monthly Summary



Jan 15-Aug 16

Totals

	2015	2016
Civil	4,425	2,976
Criminal	2,541	1,571
Other	3,577	2,704
Total	10,543	7,251

Jan --- Aug Filings

6,696

2015

7,251

2016

Jan --- Aug Filings

	2015	2016	% Change	Trending
Civil	2,973	2,976	-	↔
Criminal	1,665	1,571	-5.6%	▼
Other	2,058	2,704	31.4%	▲
Total	6,696	7,251	8.3%	▲

	Jan	Feb	Mar	Apr	May	Jun	Jul	Aug	Sep	Oct	Nov	Dec	Thru Aug	% Change	Trending	Total
2015	785	748	797	883	816	880	928	859	863	841	900	1,243	6,696			10,543
2016	953	942	1,031	836	832	953	786	918	-	-	-	-	7,251	8.3%	▲	7,251

		Jan	Feb	Mar	Apr	May	Jun	Jul	Aug	Sep	Oct	Nov	Dec	Thru Aug	% Change	Trending	Total
Administrative Law	2015	8	3	4	1	1	5	6	5	-	2	3	1	33			39
	2016	2	-	-	1	-	2	5	1	-	-	-	-	11	-66.7%	▼	11
Capital Murder	2015	-	5	-	-	-	-	-	-	-	-	-	-	5			5
	2016	17	18	23	23	21	12	35	22	17	24	27	18	171			257
Contested Divorce	2015	22	14	20	27	14	20	20	25	-	-	-	-	162	-5.3%	▼	162
	2016	32	24	27	20	30	19	22	8	33	18	20	43	182			296
Domestic and Family - Level 1	2015	9	20	16	14	9	16	21	13	-	-	-	-	118	-35.2%	▼	118
	2016	13	8	15	15	15	13	11	12	7	16	11	9	102			145
Domestic and Family - Level 2	2015	8	8	15	11	8	14	15	14	-	-	-	-	93	-8.8%	▼	93
	2016	-	3	-	4	4	1	1	4	2	1	1	3	17			24
General Civil - Level 1	2015	3	-	5	-	1	3	2	4	-	-	-	-	18	5.9%	▲	18
	2016	22	46	46	56	54	48	53	43	42	45	49	38	368			542
General Civil - Level 2	2015	36	46	45	48	59	45	52	56	-	-	-	-	387	5.2%	▲	387
	2016	24	18	30	28	32	33	29	21	31	30	18	32	215			326
General Civil - Level 3	2015	29	48	58	28	32	49	17	30	-	-	-	-	291	35.3%	▲	291
	2016	394	379	372	404	362	405	433	414	411	402	502	839	3,163			5,317
Miscellaneous	2015	574	511	503	457	431	491	407	468	-	-	-	-	3,842	21.5%	▲	3,842
	2016	39	40	37	55	36	42	45	44	45	52	40	45	338			520
Misdemeanor	2015	31	36	60	47	23	36	22	44	-	-	-	-	299	-11.5%	▼	299
	2016	119	101	111	132	121	154	155	121	140	134	136	131	1,014			1,555
Non-Capital Felonies and Related Matters	2015	105	100	163	78	131	120	87	130	-	-	-	-	914	-9.9%	▼	914
	2016	23	9	39	25	22	42	17	37	-	1	1	1	214			217
Other	2015	26	41	31	15	17	32	21	7	-	-	-	-	190	-11.2%	▼	190
	2016	29	34	31	43	50	32	41	53	55	51	21	26	313			466
Other Criminally Related Matters	2015	48	48	55	43	26	41	57	42	-	-	-	-	360	15.0%	▲	360
	2016	-	-	-	-	1	-	1	-	2	-	2	1	2			7
Probates/Wills and Trusts - Level 1	2015	-	-	1	2	1	1	1	2	-	-	-	-	8	300.0%	▲	8
	2016	8	8	7	13	5	13	9	11	6	7	9	1	74			97
Probates/Wills and Trusts - Level 2	2015	5	7	11	7	14	10	2	8	-	-	-	-	64	-13.5%	▼	64
	2016	57	52	55	64	62	61	70	64	72	58	60	55	485			730
Uncontested Divorce	2015	55	63	48	58	66	73	57	74	-	-	-	-	494	1.9%	▲	494
	2016																

Court: Rappahannock Circuit

Start/End Date: Jan-15 / Aug-16

2015 Average Month: 36

Jan-Aug 2015: 272

Filings Trending: ▲

Circuit/Court ID: 20

220157


Type of Case: Filings

2016 Average Month:37

Jan-Aug 2016 : 297

Overall AVG. Month: 37

Monthly Summary



Jan 15-Aug 16

Totals

	2015	2016
Civil	95	76
Criminal	93	70
Other	248	151
Total	436	297

Jan --- Aug Filings

272

2015

297

2016

Jan --- Aug Filings

	2015	2016	% Change	Trending
Civil	60	76	26.7%	▲
Criminal	73	70	-4.1%	▼
Other	139	151	8.6%	▲
Total	272	297	9.2%	▲

	Jan	Feb	Mar	Apr	May	Jun	Jul	Aug	Sep	Oct	Nov	Dec	Thru Aug	% Change	Trending	Total
2015	31	29	45	29	38	37	39	24	39	37	28	60	272			436
2016	43	45	41	59	34	26	25	24	-	-	-	-	297	9.2%	▲	297

		Jan	Feb	Mar	Apr	May	Jun	Jul	Aug	Sep	Oct	Nov	Dec	Thru Aug	% Change	Trending	Total
Administrative Law	2016	-	-	-	1	-	-	-	-	-	-	-	-	1			1
Contested Divorce	2015	1	1	-	-	1	-	-	1	1	-	-	-	4			5
	2016	1	-	2	-	1	-	1	1	-	-	-	-	6	50.0%	▲	6
Domestic and Family - Level 1	2015	-	-	-	1	-	-	-	4	-	-	2	-	5			7
	2016	-	-	1	-	-	2	-	2	-	-	-	-	5	0.0%	↔	5
Domestic and Family - Level 2	2015	-	-	-	-	3	1	-	-	-	-	-	-	4			4
	2016	-	-	3	1	-	1	-	1	-	-	-	-	6	50.0%	▲	6
General Civil - Level 1	2016	-	-	-	-	-	-	-	1	-	-	-	-	1			1
General Civil - Level 2	2015	-	-	6	2	-	2	-	1	3	-	1	4	11			19
	2016	-	1	2	-	-	2	-	1	-	-	-	-	6	-45.5%	▼	6
General Civil - Level 3	2015	2	-	-	2	1	1	-	-	2	2	-	3	6			13
	2016	1	4	1	1	2	1	1	-	-	-	-	-	11	83.3%	▲	11
Miscellaneous	2015	9	13	14	10	10	14	13	12	15	21	13	31	95			175
	2016	23	29	18	9	16	8	16	15	-	-	-	-	134	41.1%	▲	134
Misdemeanor	2015	4	2	2	2	-	3	7	-	3	3	2	1	20			29
	2016	2	3	1	4	3	-	3	3	-	-	-	-	19	-5.0%	▼	19
Non-Capital Felonies and Related Matters	2015	8	2	11	5	12	-	10	1	2	3	5	1	49			60
	2016	9	1	2	33	2	1	2	-	-	-	-	-	50	2.0%	▲	50
Other	2015	6	7	10	5	7	11	7	5	10	7	5	18	58			98
	2016	6	5	10	7	8	10	1	-	-	-	-	-	47	-19.0%	▼	47
Other Criminally Related Matters	2015	-	-	1	-	1	-	2	-	-	-	-	-	4			4
	2016	-	-	-	-	1	-	-	-	-	-	-	-	1	-75.0%	▼	1
Probates/Wills and Trusts - Lev	2015	1	-	-	1	-	1	-	-	-	-	-	-	3			3
Uncontested Divorce	2015	-	4	1	1	3	4	-	-	3	1	-	2	13			19
	2016	1	2	1	3	1	1	1	-	-	-	-	-	10	-23.1%	▼	10

Court: Henry Circuit

Start/End Date: Jan-15 / Aug-16

2015 Average Month: 308

Jan-Aug 2015: 2,484

Filings Trending: ▲

Circuit/Court ID: 21

221089


Type of Case: Filings

2016 Average Month:400

Jan-Aug 2016 : 3,196

Overall AVG. Month: 345

Monthly Summary

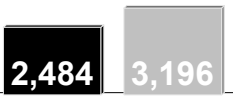


Jan 15-Aug 16

Totals

	2015	2016
Civil	748	544
Criminal	1,701	1,432
Other	1,248	1,220
Total	3,697	3,196

Jan --- Aug Filings



20152016

Jan --- Aug Filings

	2015	2016	% Change	Trending
Civil	519	544	4.8%	▲
Criminal	1,141	1,432	25.5%	▲
Other	824	1,220	48.1%	▲
Total	2,484	3,196	28.7%	▲

	Jan	Feb	Mar	Apr	May	Jun	Jul	Aug	Sep	Oct	Nov	Dec	Thru Aug	% Change	Trending	Total
2015	364	294	408	320	291	287	281	239	327	307	305	274	2,484			3,697
2016	412	503	553	379	346	219	411	373	-	-	-	-	3,196	28.7%	▲	3,196

		Jan	Feb	Mar	Apr	May	Jun	Jul	Aug	Sep	Oct	Nov	Dec	Thru Aug	% Change	Trending	Total
Administrative Law	2015	-	-	-	1	-	-	-	-	-	-	-	-	1			1
Contested Divorce	2015	7	12	9	9	12	9	6	5	9	3	5	8	69			94
	2016	3	7	9	16	8	10	5	8	-	-	-	-	66	-4.3%	▼	66
Domestic and Family - Level 1	2015	2	6	5	1	1	4	6	4	4	1	7	-	29			41
	2016	3	9	2	3	6	3	1	6	-	-	-	-	33	13.8%	▲	33
Domestic and Family - Level 2	2015	1	3	1	-	1	3	1	1	2	-	2	-	11			15
	2016	2	4	-	1	2	-	4	4	-	-	-	-	17	54.5%	▲	17
General Civil - Level 1	2015	-	-	1	1	2	-	-	-	-	-	1	1	4			6
	2016	-	-	-	-	-	-	-	1	-	-	-	-	1	-75.0%	▼	1
General Civil - Level 2	2015	9	4	6	9	8	1	3	7	5	17	6	11	47			86
	2016	7	7	4	4	6	8	4	1	-	-	-	-	41	-12.8%	▼	41
General Civil - Level 3	2015	1	7	9	5	8	1	3	5	5	7	2	2	39			55
	2016	9	16	6	7	3	4	5	6	-	-	-	-	56	43.6%	▲	56
Miscellaneous	2015	125	114	90	115	64	61	83	41	124	88	73	97	693			1,075
	2016	190	201	155	204	107	67	167	116	-	-	-	-	1,207	74.2%	▲	1,207
Misdemeanor	2015	46	18	65	38	34	39	32	47	35	43	53	53	319			503
	2016	43	75	48	30	54	33	29	70	-	-	-	-	382	19.7%	▲	382
Non-Capital Felonies and Related Matters	2015	147	58	138	105	114	42	75	90	85	71	118	69	769			1,112
	2016	122	115	275	62	113	50	136	106	-	-	-	-	979	27.3%	▲	979
Other	2015	14	37	41	17	25	103	36	12	38	45	12	15	285			395
	2016	17	39	28	17	20	19	32	24	-	-	-	-	196	-31.2%	▼	196
Other Criminally Related Matters	2015	2	7	16	1	8	7	5	8	6	13	13	4	54			90
	2016	6	8	9	11	13	10	10	6	-	-	-	-	73	35.2%	▲	73
Probates/Wills and Trusts - Level 1	2015	-	-	1	1	1	-	-	-	-	-	-	-	3			3
	2016	-	2	1	-	-	-	-	1	-	-	-	-	4	33.3%	▲	4
Probates/Wills and Trusts - Level 2	2015	1	1	3	1	3	1	5	2	2	4	-	-	17			23
	2016	1	2	1	7	2	2	7	4	-	-	-	-	26	52.9%	▲	26
Protective Orders	2015	-	-	-	-	-	-	-	-	-	-	-	1	0			1
	2016	-	-	-	-	-	-	-	1	-	-	-	-	1	0.0%	↔	1
Uncontested Divorce	2015	9	27	23	16	10	16	26	17	12	15	13	13	144			197
	2016	9	18	15	17	12	13	11	19	-	-	-	-	114	-20.8%	▼	114

Court: Patrick Circuit

Start/End Date: Jan-15 / Aug-16

2015 Average Month: 110

Jan-Aug 2015: 875

Filings Trending: ▲

Circuit/Court ID: 21

221141


Type of Case: Filings

2016 Average Month:177

Jan-Aug 2016 : 1,414

Overall AVG. Month: 136

Monthly Summary

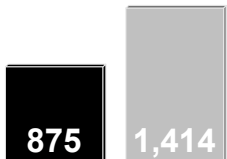


Jan 15-Aug 16

Totals

	2015	2016
Civil	255	162
Criminal	651	813
Other	409	439
Total	1,315	1,414

Jan --- Aug Filings



875 2015 1,414 2016

Jan --- Aug Filings

	2015	2016	% Change	Trending
Civil	184	162	-12.0%	▼
Criminal	402	813	102.2%	▲
Other	289	439	51.9%	▲
Total	875	1,414	61.6%	▲

	Jan	Feb	Mar	Apr	May	Jun	Jul	Aug	Sep	Oct	Nov	Dec	Thru Aug	% Change	Trending	Total
2015	63	146	141	98	119	115	77	116	93	169	77	101	875			1,315
2016	95	249	115	110	122	306	205	212	-	-	-	-	1,414	61.6%	▲	1,414

		Jan	Feb	Mar	Apr	May	Jun	Jul	Aug	Sep	Oct	Nov	Dec	Thru Aug	% Change	Trending	Total
Administrative Law	2016	-	-	-	-	-	1	-	-	-	-	-	-	1			1
Capital Murder	2016	-	-	-	-	-	-	-	1	-	-	-	-	1			1
Contested Divorce	2015	4	1	1	1	1	4	4	3	1	1	2	3	19			26
	2016	2	2	3	1	2	1	1	2	-	-	-	-	14	-26.3%	▼	14
Domestic and Family - Level 1	2015	1	6	-	-	2	1	2	-	1	2	1	-	12			16
	2016	-	3	-	-	1	2	1	1	-	-	-	-	8	-33.3%	▼	8
Domestic and Family - Level 2	2015	-	1	-	3	1	1	-	-	-	-	-	1	6			7
	2016	-	-	1	1	-	1	-	-	-	-	-	-	3	-50.0%	▼	3
General Civil - Level 1	2015	1	-	-	1	-	-	-	-	-	-	-	-	2			2
	2016	1	-	-	1	-	-	-	-	-	-	-	-	2	0.0%	↔	2
General Civil - Level 2	2015	4	1	1	2	-	2	1	1	1	2	-	1	12			16
	2016	1	1	-	-	1	2	1	-	-	-	-	-	6	-50.0%	▼	6
General Civil - Level 3	2015	5	2	1	2	-	3	3	2	4	1	2	3	18			28
	2016	-	6	2	2	3	-	2	1	-	-	-	-	16	-11.1%	▼	16
Miscellaneous	2015	10	64	56	31	44	54	9	85	15	48	36	36	353			488
	2016	36	128	52	35	53	52	74	65	-	-	-	-	495	40.2%	▲	495
Misdemeanor	2015	5	11	33	20	18	11	14	7	17	29	9	11	119			185
	2016	9	25	22	13	11	15	8	31	-	-	-	-	134	12.6%	▲	134
Non-Capital Felonies and Related Matters	2015	16	45	41	14	36	33	16	15	48	47	9	38	216			358
	2016	35	66	28	33	43	229	108	86	-	-	-	-	628	190.7%	▲	628
Other	2016	-	-	-	-	-	-	2	-	-	-	-	-	2			2
Other Criminally Related Matters	2015	11	8	-	10	14	-	23	1	-	30	9	2	67			108
	2016	2	11	-	17	1	-	1	18	-	-	-	-	50	-25.4%	▼	50
Probates/Wills and Trusts - Lev	2015	-	-	-	-	-	-	-	-	-	-	1	-	0			1
Probates/Wills and Trusts - Level 2	2015	-	-	-	2	-	-	1	-	-	2	-	1	3	0.0%	↔	6
	2016	-	-	1	-	1	-	3	1	-	-	-	-	6	100.0%	▲	6
Protective Orders	2015	-	-	-	1	-	-	-	-	-	-	-	-	1			1
Uncontested Divorce	2015	6	7	8	11	3	6	4	2	6	7	8	5	47			73
	2016	9	7	6	7	6	3	4	6	-	-	-	-	48	2.1%	▲	48

Court: Martinsville Circuit

Start/End Date: Jan-15 / Aug-16

2015 Average Month: 146

Jan-Aug 2015: 1,247

Filings Trending: ▼

Circuit/Court ID: 21

221690


Type of Case: Filings

2016 Average Month:130

Jan-Aug 2016 : 1,039

Overall AVG. Month: 140

Monthly Summary



Jan 15-Aug 16

Totals

	2015	2016
Civil	268	108
Criminal	1,258	763
Other	228	168
Total	1,754	1,039

Jan --- Aug Filings

1,247

2015

1,039

2016

Jan --- Aug Filings

	2015	2016	% Change	Trending
Civil	188	108	-42.6%	▼
Criminal	898	763	-15.0%	▼
Other	161	168	4.3%	▲
Total	1,247	1,039	-16.7%	▼

	Jan	Feb	Mar	Apr	May	Jun	Jul	Aug	Sep	Oct	Nov	Dec	Thru Aug	% Change	Trending	Total
2015	130	116	117	172	223	131	256	102	105	136	181	85	1,247			1,754
2016	74	280	109	78	155	74	153	116	-	-	-	-	1,039	-16.7%	▼	1,039

		Jan	Feb	Mar	Apr	May	Jun	Jul	Aug	Sep	Oct	Nov	Dec	Thru Aug	% Change	Trending	Total
Administrative Law	2015	-	-	-	-	-	-	1	-	-	-	-	-	1			1
Contested Divorce	2015	1	2	1	4	3	2	3	2	-	4	1	-	18			23
	2016	2	2	-	1	1	-	1	-	-	-	-	-	7	-61.1%	▼	7
Domestic and Family - Level 1	2015	-	1	2	1	-	6	-	-	-	8	-	4	10			22
	2016	-	-	-	-	3	-	-	4	-	-	-	-	7	-30.0%	▼	7
Domestic and Family - Level 2	2015	-	1	-	-	-	-	-	-	-	2	1	-	1			4
	2016	6	1	-	-	-	-	1	-	-	-	-	-	8	700.0%	▲	8
General Civil - Level 1	2015	3	-	2	-	1	-	1	-	1	-	-	-	7			8
	2016	-	-	-	-	-	-	-	2	-	-	-	-	2	-71.4%	▼	2
General Civil - Level 2	2015	3	2	1	5	-	2	1	3	7	1	1	2	17			28
	2016	1	2	1	2	1	1	3	2	-	-	-	-	13	-23.5%	▼	13
General Civil - Level 3	2015	1	1	1	-	1	-	1	-	-	4	-	2	5			11
	2016	1	2	-	2	1	1	2	-	-	-	-	-	9	80.0%	▲	9
Miscellaneous	2015	15	11	15	9	11	16	25	19	13	18	14	16	121			182
	2016	14	10	25	10	15	11	12	18	-	-	-	-	115	-5.0%	▼	115
Misdemeanor	2015	23	12	17	27	22	18	100	29	19	27	40	15	248			349
	2016	9	28	16	9	18	7	16	31	-	-	-	-	134	-46.0%	▼	134
Non-Capital Felonies and Related Matters	2015	55	67	32	83	167	67	96	29	48	52	110	35	596			841
	2016	25	209	49	34	105	42	103	47	-	-	-	-	614	3.0%	▲	614
Other	2015	18	8	15	21	9	11	10	14	9	10	9	7	106			141
	2016	11	16	5	15	6	7	10	12	-	-	-	-	82	-22.6%	▼	82
Other Criminally Related Matters	2015	8	4	19	11	3	3	5	2	5	2	4	3	55			69
	2016	1	6	5	2	-	1	1	-	-	-	-	-	16	-70.9%	▼	16
Probates/Wills and Trusts - Level 2	2015	1	-	-	1	1	2	2	-	1	-	-	-	7			8
	2016	1	2	1	-	1	1	-	-	-	-	-	-	6	-14.3%	▼	6
Uncontested Divorce	2015	2	7	12	10	5	4	11	4	2	8	1	1	55			67
	2016	3	2	7	3	4	3	4	-	-	-	-	-	26	-52.7%	▼	26

Court: Franklin County Circuit

Start/End Date: Jan-15 / Aug-16

2015 Average Month: 315

Jan-Aug 2015: 2,422

Filings Trending: ▲

Circuit/Court ID: 22

222067


Type of Case: Filings

2016 Average Month:339

Jan-Aug 2016 : 2,708

Overall AVG. Month: 324

Monthly Summary



Jan 15-Aug 16

Totals

	2015	2016
Civil	822	471
Criminal	1,861	1,338
Other	1,096	899
Total	3,779	2,708

Jan --- Aug Filings

2,422

2015

2,708

2016

Jan --- Aug Filings

	2015	2016	% Change	Trending
Civil	545	471	-13.6%	▼
Criminal	1,262	1,338	6.0%	▲
Other	615	899	46.2%	▲
Total	2,422	2,708	11.8%	▲

	Jan	Feb	Mar	Apr	May	Jun	Jul	Aug	Sep	Oct	Nov	Dec	Thru Aug	% Change	Trending	Total
2015	286	219	418	308	355	272	238	326	372	260	337	388	2,422			3,779
2016	353	339	579	299	235	322	250	331	-	-	-	-	2,708	11.8%	▲	2,708

		Jan	Feb	Mar	Apr	May	Jun	Jul	Aug	Sep	Oct	Nov	Dec	Thru Aug	% Change	Trending	Total
Administrative Law	2015	-	-	2	-	-	-	-	-	-	-	-	-	2			2
	2016	-	-	-	-	-	-	-	1	-	-	-	-	1	-50.0%	▼	1
Capital Murder	2015	-	2	-	-	-	-	-	-	-	-	-	-	2			2
	2016	5	11	7	12	6	5	-	7	-	-	-	-	53	-7.0%	▼	53
Contested Divorce	2015	8	9	7	8	5	10	5	5	5	6	6	2	57			76
	2016	5	11	7	12	6	5	-	7	-	-	-	-	53	-7.0%	▼	53
Domestic and Family - Level 1	2015	12	10	13	8	6	10	5	17	15	8	5	32	81			141
	2016	2	5	4	22	5	7	11	7	-	-	-	-	63	-22.2%	▼	63
Domestic and Family - Level 2	2015	1	-	2	3	4	1	2	3	-	3	2	-	16			21
	2016	3	5	2	4	-	2	1	8	-	-	-	-	25	56.3%	▲	25
General Civil - Level 1	2015	-	-	1	-	1	-	1	-	1	-	1	-	3			5
	2016	-	-	2	-	-	-	1	-	-	-	-	-	3	0.0%	↔	3
General Civil - Level 2	2015	5	9	5	6	11	11	5	12	6	6	8	8	64			92
	2016	5	3	7	12	11	9	7	3	-	-	-	-	57	-10.9%	▼	57
General Civil - Level 3	2015	2	5	3	4	9	8	12	11	14	5	7	15	54			95
	2016	1	3	1	5	6	3	3	6	-	-	-	-	28	-48.1%	▼	28
Miscellaneous	2015	102	84	109	107	81	65	89	113	135	104	98	199	750			1,286
	2016	183	173	145	81	83	105	117	137	-	-	-	-	1,024	36.5%	▲	1,024
Misdemeanor	2015	33	30	91	51	74	19	35	45	50	30	41	42	378			541
	2016	53	44	97	73	44	44	28	49	-	-	-	-	432	14.3%	▲	432
Non-Capital Felonies and Related Matters	2015	112	56	153	100	140	133	62	96	119	76	148	66	852			1,261
	2016	80	78	295	71	65	125	59	86	-	-	-	-	859	0.8%	▲	859
Other	2015	-	-	1	2	2	1	-	-	1	1	1	-	6			9
	2016	1	-	-	1	-	-	-	3	-	-	-	-	5	-16.7%	▼	5
Other Criminally Related Matters	2015	1	3	5	1	3	1	10	7	4	8	5	10	31			58
	2016	5	4	2	7	5	8	8	9	-	-	-	-	48	54.8%	▲	48
Probates/Wills and Trusts - Level 1	2015	-	-	-	1	1	1	-	-	-	-	-	-	3			3
	2016	-	-	-	-	-	-	-	1	-	-	-	-	1	-66.7%	▼	1
Probates/Wills and Trusts - Level 2	2015	-	-	3	1	-	1	1	1	2	2	1	1	7			13
	2016	3	1	-	2	-	-	-	2	-	-	-	-	8	14.3%	▲	8
Protective Orders	2016	-	-	-	-	-	-	1	1	-	-	-	-	2			2
Uncontested Divorce	2015	10	11	23	16	18	11	11	16	20	11	14	13	116			174
	2016	12	12	17	9	10	14	14	11	-	-	-	-	99	-14.7%	▼	99

Court: Pittsylvania Circuit

Start/End Date: Jan-15 / Aug-16

2015 Average Month: 311

Jan-Aug 2015: 2,320

Filings Trending: ▲

Circuit/Court ID: 22

222143


Type of Case: Filings

2016 Average Month:400

Jan-Aug 2016 : 3,201

Overall AVG. Month: 347

Monthly Summary



Jan 15-Aug 16

Totals

	2015	2016
Civil	696	502
Criminal	1,342	1,025
Other	1,695	1,674
Total	3,733	3,201

Jan --- Aug Filings

2,320

2015

3,201

2016

Jan --- Aug Filings

	2015	2016	% Change	Trending
Civil	475	502	5.7%	▲
Criminal	861	1,025	19.0%	▲
Other	984	1,674	70.1%	▲
Total	2,320	3,201	38.0%	▲

	Jan	Feb	Mar	Apr	May	Jun	Jul	Aug	Sep	Oct	Nov	Dec	Thru Aug	% Change	Trending	Total
2015	233	355	317	344	203	263	267	338	390	342	319	362	2,320			3,733
2016	423	561	490	371	305	367	237	447	-	-	-	-	3,201	38.0%	▲	3,201

		Jan	Feb	Mar	Apr	May	Jun	Jul	Aug	Sep	Oct	Nov	Dec	Thru Aug	% Change	Trending	Total
Administrative Law	2015	-	-	-	-	1	-	-	1	-	1	-	-	2			3
	2016	-	-	-	-	1	-	1	-	-	-	-	-	2	0.0%	↔	2
Capital Murder	2015	-	-	-	-	-	-	-	-	-	-	-	1	0			1
	2016	-	-	-	-	1	1	-	-	-	-	-	-	2	0.0%	↔	2
Contested Divorce	2015	3	5	6	7	5	5	7	10	9	6	3	4	48			70
	2016	1	8	6	3	5	2	8	8	-	-	-	-	41	-14.6%	▼	41
Domestic and Family - Level 1	2015	2	5	17	2	1	6	5	14	29	9	10	1	52			101
	2016	6	35	23	6	18	2	13	10	-	-	-	-	113	117.3%	▲	113
Domestic and Family - Level 2	2015	1	1	-	2	-	-	4	3	1	9	4	1	11			26
	2016	2	2	1	1	-	1	4	4	-	-	-	-	15	36.4%	▲	15
General Civil - Level 1	2015	-	2	1	-	-	-	-	-	1	2	-	1	3			7
	2016	-	1	-	1	-	-	-	-	-	-	-	-	2	-33.3%	▼	2
General Civil - Level 2	2015	4	11	4	7	5	5	5	3	7	4	1	6	44			62
	2016	-	4	9	3	7	6	3	4	-	-	-	-	36	-18.2%	▼	36
General Civil - Level 3	2015	-	19	7	2	2	8	10	8	8	4	2	3	56			73
	2016	4	2	2	5	3	4	3	4	-	-	-	-	27	-51.8%	▼	27
Miscellaneous	2015	111	103	137	102	90	93	113	134	167	151	137	218	883			1,556
	2016	270	321	245	157	141	120	128	184	-	-	-	-	1,566	77.3%	▲	1,566
Misdemeanor	2015	13	42	18	48	16	31	19	33	31	39	27	22	220			339
	2016	30	29	27	28	29	23	9	25	-	-	-	-	200	-9.1%	▼	200
Non-Capital Felonies and Related Matters	2015	53	103	79	124	34	69	58	79	95	79	97	70	599			940
	2016	44	97	118	131	55	168	25	146	-	-	-	-	784	30.9%	▲	784
Other	2015	28	40	28	31	23	31	24	26	26	24	18	24	231			323
	2016	50	43	27	25	28	26	19	30	-	-	-	-	248	7.4%	▲	248
Other Criminally Related Matters	2015	8	3	6	5	10	1	5	6	2	6	8	4	44			64
	2016	7	7	9	2	5	2	3	8	-	-	-	-	43	-2.3%	▼	43
Probates/Wills and Trusts - Lev	2015	-	-	-	-	-	-	-	-	1	-	-	-	0			1
Probates/Wills and Trusts - Level 2	2015	-	1	4	1	1	2	1	2	-	2	-	2	12	0.0%	↔	16
	2016	-	2	1	1	2	2	3	-	-	-	-	-	11	-8.3%	▼	11
Uncontested Divorce	2015	10	20	10	13	15	12	16	19	13	6	12	5	115			151
	2016	9	10	22	8	10	10	18	24	-	-	-	-	111	-3.5%	▼	111

Court: Danville Circuit

Start/End Date: Jan-15 / Aug-16

2015 Average Month: 331

Jan-Aug 2015: 2,682

Filings Trending: ▲

Circuit/Court ID: 22

222590


Type of Case: Filings

2016 Average Month: 396

Jan-Aug 2016 : 3,170

Overall AVG. Month: 357

Monthly Summary



Jan 15-Aug 16

Totals

	2015	2016
Civil	641	467
Criminal	2,926	2,196
Other	406	507
Total	3,973	3,170

Jan --- Aug Filings

2,682

2015

3,170

2016

Jan --- Aug Filings

	2015	2016	% Change	Trending
Civil	429	467	8.9%	▲
Criminal	2,001	2,196	9.7%	▲
Other	252	507	101.2%	▲
Total	2,682	3,170	18.2%	▲

	Jan	Feb	Mar	Apr	May	Jun	Jul	Aug	Sep	Oct	Nov	Dec	Thru Aug	% Change	Trending	Total
2015	232	264	376	405	259	366	273	507	221	400	340	330	2,682			3,973
2016	413	427	445	369	280	453	257	526	-	-	-	-	3,170	18.2%	▲	3,170

		Jan	Feb	Mar	Apr	May	Jun	Jul	Aug	Sep	Oct	Nov	Dec	Thru Aug	% Change	Trending	Total
Administrative Law	2015	-	-	-	-	-	-	-	1	1	-	-	4	1			6
	2016	5	8	2	3	-	2	6	5	-	-	-	-	31	3,000.0%	▲	31
Capital Murder	2015	-	-	-	1	-	-	-	-	-	-	-	-	1			1
	2016	3	5	3	3	2	-	6	3	5	3	1	1	25			35
Contested Divorce	2015	1	5	5	3	1	4	2	2	-	-	-	-	23	-8.0%	▼	23
	2016	5	5	5	10	8	8	5	20	5	10	9	8	66			98
Domestic and Family - Level 1	2015	13	10	17	3	5	7	5	7	-	-	-	-	67	1.5%	▲	67
	2016	3	1	4	3	9	6	3	8	5	5	7	4	37			58
Domestic and Family - Level 2	2015	5	4	3	4	-	3	5	15	-	-	-	-	39	5.4%	▲	39
	2016	-	-	-	1	1	-	-	-	-	-	1	1	2			4
General Civil - Level 1	2015	1	-	-	1	2	-	1	1	-	-	-	-	6	200.0%	▲	6
	2016	3	5	3	5	3	8	6	6	3	11	5	10	39			68
General Civil - Level 2	2015	6	2	7	10	6	4	10	3	-	-	-	-	48	23.1%	▲	48
	2016	10	7	2	1	6	5	8	10	7	7	5	5	49			73
General Civil - Level 3	2015	-	5	13	3	10	12	8	4	-	-	-	-	55	12.2%	▲	55
	2016	40	52	58	45	35	40	49	41	57	62	42	56	360			577
Miscellaneous	2015	73	92	159	64	72	50	40	75	-	-	-	-	625	73.6%	▲	625
	2016	41	85	58	140	34	160	54	115	36	109	110	126	687			1,068
Misdemeanor	2015	50	126	58	101	48	118	34	127	-	-	-	-	662	-3.6%	▼	662
	2016	111	92	217	172	148	121	121	278	91	181	146	106	1,260			1,784
Non-Capital Felonies and Related Matters	2015	249	160	167	158	115	228	133	259	-	-	-	-	1,469	16.6%	▲	1,469
	2016	-	-	-	-	-	-	-	1	-	-	-	3	1			4
Other	2015	-	-	-	-	1	-	1	3	-	-	-	-	5	400.0%	▲	5
	2016	6	2	8	10	1	7	7	16	4	4	8	4	57			77
Other Criminally Related Matters	2015	4	9	6	6	10	12	6	11	-	-	-	-	64	12.3%	▲	64
	2016	-	-	-	-	1	-	-	-	-	-	-	-	1			1
Probates/Wills and Trusts - Level 1	2015	-	-	-	2	-	-	-	-	-	-	-	-	2	100.0%	▲	2
	2016	2	-	3	1	3	-	2	-	1	1	-	2	11			15
Probates/Wills and Trusts - Level 2	2015	-	-	-	2	-	3	-	-	-	-	-	-	5	-54.5%	▼	5
	2016	1	-	-	-	-	1	2	-	1	1	-	-	4			6
Protective Orders	2015	2	1	-	-	-	-	-	-	-	-	-	-	3	-25.0%	▼	3
	2016	7	10	15	14	8	10	10	8	5	6	6	-	82			99
Uncontested Divorce	2015	4	5	8	8	10	10	6	14	-	-	-	-	65	-20.7%	▼	65
	2016																

Court: Roanoke County Circuit

Start/End Date: Jan-15 / Aug-16

2015 Average Month: 383

Jan-Aug 2015: 2,947

Filings Trending: ▲

Circuit/Court ID: 23

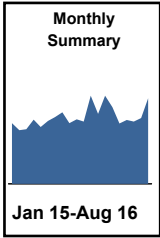
223161

Type of Case: Filings

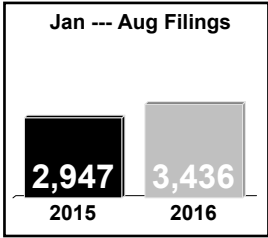
2016 Average Month:430

Jan-Aug 2016 : 3,436

Overall AVG. Month: 402



Totals		
	2015	2016
Civil	1,081	740
Criminal	1,791	1,321
Other	1,729	1,375
Total	4,601	3,436



Jan --- Aug Filings				
	2015	2016	% Change	Trending
Civil	760	740	-2.6%	▼
Criminal	1,224	1,321	7.9%	▲
Other	963	1,375	42.8%	▲
Total	2,947	3,436	16.6%	▲

	Jan	Feb	Mar	Apr	May	Jun	Jul	Aug	Sep	Oct	Nov	Dec	Thru Aug	% Change	Trending	Total
2015	365	321	327	385	342	378	400	429	364	387	374	529	2,947			4,601
2016	420	529	461	362	383	374	394	513	-	-	-	-	3,436	16.6%	▲	3,436

		Jan	Feb	Mar	Apr	May	Jun	Jul	Aug	Sep	Oct	Nov	Dec	Thru Aug	% Change	Trending	Total
Administrative Law	2015	-	1	1	-	-	1	1	1	2	-	-	-	5			7
	2016	2	-	-	2	-	-	2	-	-	-	-	-	6	20.0%	▲	6
Contested Divorce	2015	12	10	14	8	12	7	9	13	12	8	10	7	85			122
	2016	2	10	15	16	6	16	7	7	-	-	-	-	79	-7.1%	▼	79
Domestic and Family - Level 1	2015	9	3	26	15	13	5	5	6	21	12	3	5	82			123
	2016	8	15	8	3	9	5	5	19	-	-	-	-	72	-12.2%	▼	72
Domestic and Family - Level 2	2015	3	3	7	7	5	8	2	2	1	4	4	2	37			48
	2016	-	2	6	1	4	4	2	3	-	-	-	-	22	-40.5%	▼	22
General Civil - Level 1	2015	-	1	-	-	-	1	1	3	1	2	-	-	6			9
	2016	-	-	-	-	1	-	-	-	-	-	-	-	1	-83.3%	▼	1
General Civil - Level 2	2015	12	10	16	11	16	11	10	12	12	6	7	11	98			134
	2016	10	6	9	12	14	9	12	7	-	-	-	-	79	-19.4%	▼	79
General Civil - Level 3	2015	15	7	4	3	6	6	9	6	7	7	6	4	56			80
	2016	1	18	4	3	-	4	5	2	-	-	-	-	37	-33.9%	▼	37
Miscellaneous	2015	186	137	135	136	122	103	170	145	163	171	163	340	1,134			1,971
	2016	264	233	220	157	132	175	187	230	-	-	-	-	1,598	40.9%	▲	1,598
Misdemeanor	2015	9	17	19	43	35	45	29	49	30	21	51	39	246			387
	2016	21	54	46	34	48	23	36	32	-	-	-	-	294	19.5%	▲	294
Non-Capital Felonies and Related Matters	2015	86	104	65	131	86	140	119	160	83	126	92	90	891			1,282
	2016	83	149	117	93	136	103	105	175	-	-	-	-	961	7.9%	▲	961
Other	2015	1	1	-	-	-	2	2	-	-	1	1	1	6			9
	2016	-	3	-	1	3	1	1	1	-	-	-	-	10	66.7%	▲	10
Other Criminally Related Matters	2015	4	4	9	9	15	18	17	13	10	8	13	4	89			124
	2016	7	12	9	13	8	3	7	10	-	-	-	-	69	-22.5%	▼	69
Probates/Wills and Trusts - Level 1	2015	2	-	-	1	1	-	-	-	-	-	-	1	4			5
	2016	1	1	-	-	-	-	-	1	-	-	-	-	3	-25.0%	▼	3
Probates/Wills and Trusts - Level 2	2015	9	6	7	2	13	1	3	4	4	3	2	8	45			62
	2016	4	1	3	6	1	5	-	8	-	-	-	-	28	-37.8%	▼	28
Protective Orders	2015	-	-	-	-	-	-	1	-	-	-	-	-	1			1
Uncontested Divorce	2015	17	17	24	19	18	30	22	15	18	18	22	17	162			237
	2016	17	25	24	21	21	26	25	18	-	-	-	-	177	9.3%	▲	177

Court: Roanoke Circuit

Start/End Date: Jan-15 / Aug-16

2015 Average Month: 424

Jan-Aug 2015: 3,362

Filings Trending: ▲

Circuit/Court ID: 23

223770


Type of Case: Filings

2016 Average Month: 451

Jan-Aug 2016 : 3,608

Overall AVG. Month: 435

Monthly Summary

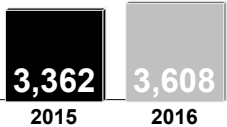


Jan 15-Aug 16

Totals

	2015	2016
Civil	1,690	1,229
Criminal	2,394	1,645
Other	1,005	734
Total	5,089	3,608

Jan --- Aug Filings



20152016

Jan --- Aug Filings

	2015	2016	% Change	Trending
Civil	1,145	1,229	7.3%	▲
Criminal	1,620	1,645	1.5%	▲
Other	597	734	22.9%	▲
Total	3,362	3,608	7.3%	▲

	Jan	Feb	Mar	Apr	May	Jun	Jul	Aug	Sep	Oct	Nov	Dec	Thru Aug	% Change	Trending	Total
2015	418	402	452	411	384	434	466	395	482	448	322	475	3,362			5,089
2016	428	469	547	376	395	442	505	446	-	-	-	-	3,608	7.3%	▲	3,608

		Jan	Feb	Mar	Apr	May	Jun	Jul	Aug	Sep	Oct	Nov	Dec	Thru Aug	% Change	Trending	Total
Administrative Law	2015	-	-	1	1	1	-	2	-	-	1	-	3	5			9
	2016	2	-	1	-	-	-	-	-	-	-	-	-	3	-40.0%	▼	3
Contested Divorce	2015	8	7	15	12	8	10	17	4	11	16	10	7	81			125
	2016	12	15	10	12	12	7	15	11	-	-	-	-	94	16.0%	▲	94
Domestic and Family - Level 1	2015	2	11	10	26	11	18	11	5	45	24	6	25	94			194
	2016	6	8	8	19	15	36	53	24	-	-	-	-	169	79.8%	▲	169
Domestic and Family - Level 2	2015	6	2	4	2	4	3	1	2	2	2	2	2	24			32
	2016	1	3	5	2	1	5	3	1	-	-	-	-	21	-12.5%	▼	21
General Civil - Level 1	2015	5	6	5	5	6	3	2	1	3	8	2	3	33			49
	2016	12	6	9	1	6	7	6	3	-	-	-	-	50	51.5%	▲	50
General Civil - Level 2	2015	29	12	21	13	24	26	26	19	17	26	19	25	170			257
	2016	23	19	31	13	26	21	22	16	-	-	-	-	171	0.6%	▲	171
General Civil - Level 3	2015	6	7	5	8	14	4	12	11	10	7	17	11	67			112
	2016	9	8	13	9	8	17	13	21	-	-	-	-	98	46.3%	▲	98
Miscellaneous	2015	130	128	122	122	116	84	119	113	145	132	99	177	934			1,487
	2016	158	151	180	116	104	93	130	135	-	-	-	-	1,067	14.2%	▲	1,067
Misdemeanor	2015	30	27	21	26	22	45	29	21	26	32	25	25	221			329
	2016	22	29	28	18	22	29	28	35	-	-	-	-	211	-4.5%	▼	211
Non-Capital Felonies and Related Matters	2015	150	162	191	147	125	173	161	163	165	165	109	164	1,272			1,875
	2016	135	182	223	117	151	179	179	150	-	-	-	-	1,316	3.5%	▲	1,316
Other	2015	5	2	3	-	5	5	29	3	1	2	4	1	52			60
	2016	-	2	2	1	2	3	5	1	-	-	-	-	16	-69.2%	▼	16
Other Criminally Related Matters	2015	19	9	11	18	16	23	18	15	24	10	13	16	129			192
	2016	17	15	8	26	9	19	19	9	-	-	-	-	122	-5.4%	▼	122
Probates/Wills and Trusts - Level 1	2015	-	1	-	1	-	1	1	-	1	-	-	-	4			5
	2016	-	-	-	1	-	1	-	1	-	-	-	-	3	-25.0%	▼	3
Probates/Wills and Trusts - Level 2	2015	1	7	1	3	4	4	3	2	3	2	1	1	25			32
	2016	1	9	2	3	5	4	4	3	-	-	-	-	31	24.0%	▲	31
Uncontested Divorce	2015	27	21	42	27	28	35	35	36	29	21	15	15	251			331
	2016	30	22	27	38	34	21	28	36	-	-	-	-	236	-6.0%	▼	236

Court: Salem Circuit

Start/End Date: Jan-15 / Aug-16

2015 Average Month: 117

Jan-Aug 2015: 938

Filings Trending: ▲

Circuit/Court ID: 23

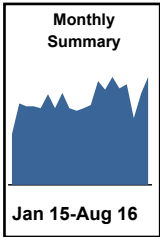
223775

Type of Case: Filings

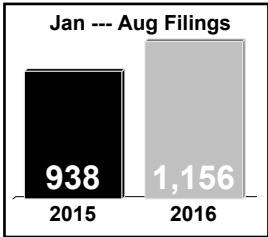
2016 Average Month: 145

Jan-Aug 2016 : 1,156

Overall AVG. Month: 128



Totals		
	2015	2016
Civil	338	235
Criminal	681	629
Other	380	292
Total	1,399	1,156



Jan --- Aug Filings				
	2015	2016	% Change	Trending
Civil	240	235	-2.1%	▼
Criminal	495	629	27.1%	▲
Other	203	292	43.8%	▲
Total	938	1,156	23.2%	▲

	Jan	Feb	Mar	Apr	May	Jun	Jul	Aug	Sep	Oct	Nov	Dec	Thru Aug	% Change	Trending	Total
2015	76	122	118	118	115	136	115	138	115	111	115	120	938			1,399
2016	156	143	162	145	151	100	137	162	-	-	-	-	1,156	23.2%	▲	1,156

		Jan	Feb	Mar	Apr	May	Jun	Jul	Aug	Sep	Oct	Nov	Dec	Thru Aug	% Change	Trending	Total
Contested Divorce	2015	4	6	2	5	1	10	4	10	5	1	2	4	42			54
	2016	6	5	6	7	6	1	8	6	-	-	-	-	45	7.1%	▲	45
Domestic and Family - Level 1	2015	-	-	-	-	1	-	-	-	-	-	-	-	1			1
	2016	-	1	4	2	1	-	-	-	-	-	2	-	8			10
Domestic and Family - Level 2	2015	-	-	-	-	-	-	-	-	-	-	-	-	9	12.5%	▲	9
	2016	-	-	2	1	3	3	-	-	-	-	-	-	9	12.5%	▲	9
General Civil - Level 1	2015	1	-	1	1	1	-	2	-	-	-	-	1	6			7
	2016	-	1	-	-	-	-	-	-	-	-	-	-	1	-83.3%	▼	1
General Civil - Level 2	2015	3	6	2	8	1	8	5	6	11	7	4	6	39			67
	2016	1	4	10	6	3	6	4	1	-	-	-	-	35	-10.3%	▼	35
General Civil - Level 3	2015	2	1	2	3	2	1	1	-	3	-	2	1	12			18
	2016	2	1	2	-	1	4	2	1	-	-	-	-	13	8.3%	▲	13
Miscellaneous	2015	41	42	48	42	23	21	20	40	45	45	49	68	277			484
	2016	57	53	49	51	24	32	41	57	-	-	-	-	364	31.4%	▲	364
Misdemeanor	2015	1	6	10	9	14	9	2	7	3	9	6	4	58			80
	2016	9	8	5	5	34	3	6	8	-	-	-	-	78	34.5%	▲	78
Non-Capital Felonies and Related Matters	2015	19	49	41	40	63	78	68	62	39	44	41	31	420			575
	2016	69	62	73	66	71	43	68	75	-	-	-	-	527	25.5%	▲	527
Other Criminally Related Matters	2015	3	2	-	1	2	2	2	7	1	2	5	1	19			28
	2016	4	3	3	1	4	2	4	4	-	-	-	-	25	31.6%	▲	25
Probates/Wills and Trusts - Level 2	2015	-	1	2	1	2	1	1	-	1	-	-	1	8			10
	2016	2	2	3	2	1	-	-	1	-	-	-	-	11	37.5%	▲	11
Uncontested Divorce	2015	2	8	6	6	4	6	10	6	7	3	4	3	48			65
	2016	6	4	9	6	4	6	4	9	-	-	-	-	48	0.0%	↔	48

Court: Amherst Circuit

Start/End Date: Jan-15 / Aug-16

2015 Average Month: 172

Jan-Aug 2015: 1,292

Filings Trending: ▲

Circuit/Court ID: 24

224009


Type of Case: Filings

2016 Average Month:167

Jan-Aug 2016 : 1,335

Overall AVG. Month: 170

Monthly Summary



Jan 15-Aug 16

Totals

	2015	2016
Civil	329	232
Criminal	900	482
Other	831	621
Total	2,060	1,335

Jan --- Aug Filings

1,292

1,335

2015

2016

Jan --- Aug Filings

	2015	2016	% Change	Trending
Civil	229	232	1.3%	▲
Criminal	523	482	-7.8%	▼
Other	540	621	15.0%	▲
Total	1,292	1,335	3.3%	▲

	Jan	Feb	Mar	Apr	May	Jun	Jul	Aug	Sep	Oct	Nov	Dec	Thru Aug	% Change	Trending	Total
2015	133	164	141	227	111	188	154	174	109	298	103	258	1,292			2,060
2016	140	203	156	183	118	190	162	183	-	-	-	-	1,335	3.3%	▲	1,335

		Jan	Feb	Mar	Apr	May	Jun	Jul	Aug	Sep	Oct	Nov	Dec	Thru Aug	% Change	Trending	Total
Administrative Law	2015	-	-	-	-	1	-	-	-	1	-	-	-	1			2
	2016	-	-	-	-	-	-	1	-	-	-	-	-	1	0.0%	↔	1
Contested Divorce	2015	3	-	2	1	-	2	4	2	-	3	-	3	14			20
	2016	2	1	3	-	1	2	3	3	-	-	-	-	15	7.1%	▲	15
Domestic and Family - Level 1	2015	-	-	-	-	-	-	-	-	3	5	6	-	0			14
	2016	5	9	5	9	6	5	5	1	-	-	-	-	45	0.0%	↔	45
Domestic and Family - Level 2	2015	1	1	-	2	3	-	-	-	-	-	-	-	7			7
	2016	-	-	3	1	1	-	-	-	-	-	-	-	5	-28.6%	▼	5
General Civil - Level 1	2015	1	-	-	-	1	-	-	1	-	-	-	1	3			4
General Civil - Level 2	2015	2	4	8	6	6	4	6	5	5	5	5	2	41			58
	2016	1	4	2	6	1	4	3	8	-	-	-	-	29	-29.3%	▼	29
General Civil - Level 3	2015	7	2	2	3	1	-	-	1	2	2	1	-	16			21
	2016	5	1	2	8	-	-	-	1	-	-	-	-	17	6.3%	▲	17
Miscellaneous	2015	55	52	78	59	40	47	66	54	46	55	47	121	451			720
	2016	88	106	85	48	53	47	69	54	-	-	-	-	550	22.0%	▲	550
Misdemeanor	2015	8	12	6	32	6	29	15	24	5	23	4	28	132			192
	2016	4	15	9	29	5	35	12	25	-	-	-	-	134	1.5%	▲	134
Non-Capital Felonies and Related Matters	2015	30	62	14	93	18	71	23	59	31	186	18	73	370			678
	2016	1	46	19	51	14	67	41	59	-	-	-	-	298	-19.5%	▼	298
Other	2015	16	19	21	18	21	24	28	20	9	11	17	19	167			223
	2016	29	14	17	20	24	21	19	9	-	-	-	-	153	-8.4%	▼	153
Other Criminally Related Matters	2015	1	3	1	4	2	4	4	2	2	2	2	3	21			30
	2016	2	3	6	4	10	6	1	18	-	-	-	-	50	138.1%	▲	50
Probates/Wills and Trusts - Lev	2015	-	1	-	1	-	-	1	-	-	-	-	-	3			3
Probates/Wills and Trusts - Lev	2015	5	1	2	-	1	-	1	-	-	-	-	-	10			10
Uncontested Divorce	2015	4	7	7	8	11	7	6	6	5	6	3	8	56			78
	2016	3	4	5	7	3	3	8	5	-	-	-	-	38	-32.1%	▼	38

Court: Bedford Circuit

Start/End Date: Jan-15 / Aug-16

2015 Average Month: 315

Jan-Aug 2015: 2,238

Filings Trending: ▲

Circuit/Court ID: 24

224019


Type of Case: Filings

2016 Average Month:376

Jan-Aug 2016 : 3,005

Overall AVG. Month: 339

Monthly Summary



Jan 15-Aug 16

Totals

	2015	2016
Civil	833	619
Criminal	836	682
Other	2,111	1,704
Total	3,780	3,005

Jan --- Aug Filings

2,238

2015

3,005

2016

Jan --- Aug Filings

	2015	2016	% Change	Trending
Civil	596	619	3.9%	▲
Criminal	526	682	29.7%	▲
Other	1,116	1,704	52.7%	▲
Total	2,238	3,005	34.3%	▲

	Jan	Feb	Mar	Apr	May	Jun	Jul	Aug	Sep	Oct	Nov	Dec	Thru Aug	% Change	Trending	Total
2015	252	278	298	274	265	286	283	302	363	330	277	572	2,238			3,780
2016	461	499	412	342	291	341	338	321	-	-	-	-	3,005	34.3%	▲	3,005

		Jan	Feb	Mar	Apr	May	Jun	Jul	Aug	Sep	Oct	Nov	Dec	Thru Aug	% Change	Trending	Total
Administrative Law	2016	-	1	1	-	-	-	-	1	-	-	-	-	3			3
Contested Divorce	2015	7	11	13	6	11	9	5	4	8	5	8	6	66			93
	2016	9	8	7	13	6	7	9	4	-	-	-	-	63	-4.5%	▼	63
Domestic and Family - Level 1	2015	8	6	11	6	3	9	13	10	9	4	3	11	66			93
	2016	3	21	12	14	9	13	11	1	-	-	-	-	84	27.3%	▲	84
Domestic and Family - Level 2	2015	1	4	4	3	6	5	5	6	3	8	6	2	34			53
	2016	2	6	5	2	4	5	4	12	-	-	-	-	40	17.6%	▲	40
General Civil - Level 1	2015	-	-	1	-	-	1	-	-	-	1	1	-	2			4
General Civil - Level 2	2015	10	8	14	6	11	16	6	14	9	7	4	9	85			114
	2016	8	12	12	12	3	11	11	5	-	-	-	-	74	-12.9%	▼	74
General Civil - Level 3	2015	7	9	4	-	5	2	3	10	6	4	3	2	40			55
	2016	5	4	9	6	4	8	4	4	-	-	-	-	44	10.0%	▲	44
Miscellaneous	2015	143	145	152	161	153	152	151	184	202	203	169	478	1,241			2,293
	2016	349	297	256	180	165	186	200	198	-	-	-	-	1,831	47.5%	▲	1,831
Misdemeanor	2015	9	15	11	8	16	10	16	5	10	29	14	12	90			155
	2016	19	32	21	16	16	16	20	10	-	-	-	-	150	66.7%	▲	150
Non-Capital Felonies and Related Matters	2015	31	48	54	47	35	48	53	41	86	43	30	35	357			551
	2016	39	96	65	53	47	56	39	56	-	-	-	-	451	26.3%	▲	451
Other	2015	-	2	-	1	1	-	1	-	-	2	1	2	5			10
	2016	-	1	1	1	-	-	4	1	-	-	-	-	8	60.0%	▲	8
Other Criminally Related Matters	2015	17	7	6	10	8	12	10	10	14	10	23	5	80			132
	2016	11	5	3	3	14	21	17	8	-	-	-	-	82	2.5%	▲	82
Probates/Wills and Trusts - Level 1	2015	-	-	-	1	1	-	-	1	-	2	1	-	3			6
	2016	-	-	-	12	-	-	-	2	-	-	-	-	14	366.7%	▲	14
Probates/Wills and Trusts - Level 2	2015	7	4	3	2	1	6	4	5	3	1	4	1	32			41
	2016	3	4	3	6	5	3	4	1	-	-	-	-	29	-9.4%	▼	29
Uncontested Divorce	2015	12	19	25	23	14	16	16	12	13	11	10	9	137			180
	2016	13	12	17	24	18	15	15	18	-	-	-	-	132	-3.6%	▼	132

Court: Campbell Circuit

Start/End Date: Jan-15 / Aug-16

2015 Average Month: 260

Jan-Aug 2015: 1,875

Filings Trending: ▲

Circuit/Court ID: 24

224031


Type of Case: Filings

2016 Average Month:283

Jan-Aug 2016 : 2,264

Overall AVG. Month: 269

Monthly Summary



Jan 15-Aug 16

Totals

	2015	2016
Civil	657	495
Criminal	1,148	691
Other	1,320	1,078
Total	3,125	2,264

Jan --- Aug Filings

1,875

2015

2,264

2016

Jan --- Aug Filings

	2015	2016	% Change	Trending
Civil	442	495	12.0%	▲
Criminal	751	691	-8.0%	▼
Other	682	1,078	58.1%	▲
Total	1,875	2,264	20.7%	▲

	Jan	Feb	Mar	Apr	May	Jun	Jul	Aug	Sep	Oct	Nov	Dec	Thru Aug	% Change	Trending	Total
2015	240	241	250	196	237	217	265	229	281	203	284	482	1,875			3,125
2016	311	276	361	219	288	256	289	264	-	-	-	-	2,264	20.7%	▲	2,264

		Jan	Feb	Mar	Apr	May	Jun	Jul	Aug	Sep	Oct	Nov	Dec	Thru Aug	% Change	Trending	Total
Administrative Law	2016	-	-	-	-	-	-	1	1	-	-	-	-	2			2
Contested Divorce	2015	3	9	5	5	6	7	4	3	8	3	6	6	42			65
	2016	3	4	6	7	3	8	4	8	-	-	-	-	43	2.4%	▲	43
Domestic and Family - Level 1	2015	4	8	1	6	3	7	5	8	1	6	1	12	42			62
	2016	4	2	14	8	3	10	8	9	-	-	-	-	58	38.1%	▲	58
Domestic and Family - Level 2	2015	1	4	3	5	1	5	4	1	1	1	7	-	24			33
	2016	1	-	3	1	3	5	2	1	-	-	-	-	16	-33.3%	▼	16
General Civil - Level 1	2015	-	-	-	1	1	-	-	-	2	1	1	-	2			6
	2016	-	-	2	-	1	1	3	-	-	-	-	-	7	250.0%	▲	7
General Civil - Level 2	2015	14	9	6	13	13	9	10	11	14	3	7	11	85			120
	2016	5	9	3	12	7	7	12	11	-	-	-	-	66	-22.4%	▼	66
General Civil - Level 3	2015	3	3	16	6	4	3	4	3	11	3	6	6	42			68
	2016	13	1	2	15	3	6	6	6	-	-	-	-	52	23.8%	▲	52
Miscellaneous	2015	104	103	115	82	92	81	90	112	124	112	125	327	779			1,467
	2016	193	190	182	128	108	128	152	107	-	-	-	-	1,188	52.5%	▲	1,188
Misdemeanor	2015	20	23	30	15	23	24	33	27	28	28	35	35	195			321
	2016	22	26	41	12	32	24	21	36	-	-	-	-	214	9.7%	▲	214
Non-Capital Felonies and Related Matters	2015	77	65	48	46	81	57	95	47	69	33	83	70	516			771
	2016	49	25	69	21	112	50	64	67	-	-	-	-	457	-11.4%	▼	457
Other	2015	1	-	2	1	1	-	3	6	-	-	1	2	14			17
	2016	4	2	8	1	1	-	3	1	-	-	-	-	20	42.9%	▲	20
Other Criminally Related Matters	2015	5	2	4	3	3	12	5	6	9	3	1	3	40			56
	2016	1	1	6	2	2	6	2	3	-	-	-	-	23	-42.5%	▼	23
Probates/Wills and Trusts - Level 1	2015	-	-	1	-	-	-	-	-	-	-	1	-	1			2
	2016	1	-	3	-	-	-	-	-	-	-	-	-	4	300.0%	▲	4
Probates/Wills and Trusts - Level 2	2015	-	-	1	-	1	1	3	1	-	1	-	-	7			8
	2016	2	3	5	-	2	1	-	-	-	-	-	-	13	85.7%	▲	13
Protective Orders	2015	-	-	-	-	-	1	-	-	-	-	-	-	1			1
	2016	1	-	-	-	-	-	-	-	-	-	-	-	1	0.0%	↔	1
Uncontested Divorce	2015	8	15	18	13	8	10	9	4	14	9	10	10	85			128
	2016	12	13	17	12	11	10	11	14	-	-	-	-	100	17.6%	▲	100

Court: Nelson Circuit

Start/End Date: Jan-15 / Aug-16

2015 Average Month: 89

Jan-Aug 2015: 758

Filings Trending: ▼

Circuit/Court ID: 24

224125


Type of Case: Filings

2016 Average Month:77

Jan-Aug 2016 : 616

Overall AVG. Month: 84

Monthly Summary



Jan 15-Aug 16

Totals

	2015	2016
Civil	405	171
Criminal	397	244
Other	267	201
Total	1,069	616

Jan --- Aug Filings

758

616

2015

2016

Jan --- Aug Filings

	2015	2016	% Change	Trending
Civil	308	171	-44.5%	▼
Criminal	301	244	-18.9%	▼
Other	149	201	34.9%	▲
Total	758	616	-18.7%	▼

	Jan	Feb	Mar	Apr	May	Jun	Jul	Aug	Sep	Oct	Nov	Dec	Thru Aug	% Change	Trending	Total
2015	137	70	56	71	112	112	97	103	93	65	73	80	758			1,069
2016	79	90	87	68	92	61	64	75	-	-	-	-	616	-18.7%	▼	616

		Jan	Feb	Mar	Apr	May	Jun	Jul	Aug	Sep	Oct	Nov	Dec	Thru Aug	% Change	Trending	Total
Administrative Law	2015	-	-	-	-	-	-	1	-	-	-	-	-	1			1
Contested Divorce	2015	-	2	3	10	4	6	4	2	8	2	6	1	31			48
	2016	-	-	2	2	6	2	2	4	-	-	-	-	18	-41.9%	▼	18
Domestic and Family - Level 1	2015	-	2	-	1	3	1	1	1	-	3	3	1	9			16
	2016	-	-	-	-	1	-	1	1	-	-	-	-	3	-66.7%	▼	3
Domestic and Family - Level 2	2015	-	-	-	1	1	-	-	-	1	-	-	5	2			8
	2016	-	-	2	-	1	-	-	-	-	-	-	-	3	50.0%	▲	3
General Civil - Level 1	2015	-	-	2	-	-	-	-	-	-	-	-	-	2			2
General Civil - Level 2	2015	50	3	6	2	3	28	10	29	2	2	3	-	131			138
	2016	1	13	3	2	3	2	1	4	-	-	-	-	29	-77.9%	▼	29
General Civil - Level 3	2015	16	10	-	1	-	3	-	1	2	2	4	-	31			39
	2016	1	3	2	1	-	1	3	4	-	-	-	-	15	-51.6%	▼	15
Miscellaneous	2015	23	27	28	27	15	27	22	27	21	36	33	55	196			341
	2016	45	37	29	27	37	25	31	26	-	-	-	-	257	31.1%	▲	257
Misdemeanor	2015	2	1	5	1	15	17	26	14	6	5	6	3	81			101
	2016	13	8	14	10	9	6	9	9	-	-	-	-	78	-3.7%	▼	78
Non-Capital Felonies and Related Matters	2015	19	21	6	13	53	10	22	17	14	12	7	9	161			203
	2016	15	23	19	19	27	11	11	13	-	-	-	-	138	-14.3%	▼	138
Other	2015	1	1	-	-	1	-	1	1	-	1	-	2	5			8
	2016	-	-	-	-	1	-	2	-	-	-	-	-	3	-40.0%	▼	3
Other Criminally Related Matters	2015	24	-	-	9	11	8	3	4	27	2	4	1	59			93
	2016	1	1	8	1	3	5	-	9	-	-	-	-	28	-52.5%	▼	28
Probates/Wills and Trusts - Level 1	2015	-	-	-	-	-	-	-	-	-	-	1	1	0			2
	2016	-	-	-	2	-	-	-	-	-	-	-	-	2	0.0%	↔	2
Probates/Wills and Trusts - Lev	2015	-	-	-	-	1	1	-	-	-	-	1	-	2			3
Uncontested Divorce	2015	2	3	6	6	5	11	7	7	12	-	5	2	47			66
	2016	3	5	8	4	4	9	4	5	-	-	-	-	42	-10.6%	▼	42

Court: Lynchburg Circuit

Start/End Date: Jan-15 / Aug-16

2015 Average Month: 356

Jan-Aug 2015: 2,675

Filings Trending: ▲

Circuit/Court ID: 24

224680


Type of Case: Filings

2016 Average Month:404

Jan-Aug 2016 : 3,229

Overall AVG. Month: 375

Monthly Summary



Jan 15-Aug 16

Totals

	2015	2016
Civil	1,378	945
Criminal	2,133	1,612
Other	766	672
Total	4,277	3,229

Jan --- Aug Filings

2,675

2015

3,229

2016

Jan --- Aug Filings

	2015	2016	% Change	Trending
Civil	934	945	1.2%	▲
Criminal	1,340	1,612	20.3%	▲
Other	401	672	67.6%	▲
Total	2,675	3,229	20.7%	▲

	Jan	Feb	Mar	Apr	May	Jun	Jul	Aug	Sep	Oct	Nov	Dec	Thru Aug	% Change	Trending	Total
2015	368	334	327	335	295	304	403	309	421	397	282	502	2,675			4,277
2016	421	511	441	390	372	332	358	404	-	-	-	-	3,229	20.7%	▲	3,229

		Jan	Feb	Mar	Apr	May	Jun	Jul	Aug	Sep	Oct	Nov	Dec	Thru Aug	% Change	Trending	Total
Administrative Law	2015	-	-	-	-	1	-	-	-	-	-	-	-	1			1
	2016	1	-	1	-	-	1	-	1	-	-	-	-	4	300.0%	▲	4
Contested Divorce	2015	8	11	12	10	10	12	10	14	3	7	7	11	87			115
	2016	10	17	6	16	13	7	4	16	-	-	-	-	89	2.3%	▲	89
Domestic and Family - Level 1	2015	6	15	17	42	32	11	6	15	50	22	11	22	144			249
	2016	38	33	11	15	44	23	19	25	-	-	-	-	208	44.4%	▲	208
Domestic and Family - Level 2	2015	2	1	4	4	3	1	1	1	2	4	1	2	17			26
	2016	2	15	3	4	1	3	1	6	-	-	-	-	35	105.9%	▲	35
General Civil - Level 1	2015	4	2	3	2	-	3	4	3	8	-	1	4	21			34
	2016	1	-	2	3	1	1	1	-	-	-	-	-	9	-57.1%	▼	9
General Civil - Level 2	2015	11	14	11	15	15	11	10	12	21	9	11	4	99			144
	2016	14	16	12	13	6	11	12	19	-	-	-	-	103	4.0%	▲	103
General Civil - Level 3	2015	8	8	6	7	7	7	4	5	11	8	3	4	52			78
	2016	4	6	8	5	7	7	8	6	-	-	-	-	51	-1.9%	▼	51
Miscellaneous	2015	98	81	98	81	65	80	89	69	108	75	84	218	661			1,146
	2016	142	142	125	89	74	102	95	106	-	-	-	-	875	32.4%	▲	875
Misdemeanor	2015	64	31	28	21	33	33	57	36	50	61	40	26	303			480
	2016	40	65	61	51	50	41	77	62	-	-	-	-	447	47.5%	▲	447
Non-Capital Felonies and Related Matters	2015	132	125	110	113	83	98	189	112	130	175	87	180	962			1,534
	2016	154	178	162	145	142	96	105	109	-	-	-	-	1,091	13.4%	▲	1,091
Other	2015	3	3	7	2	2	4	2	4	3	4	5	2	27			41
	2016	1	-	2	6	2	9	7	10	-	-	-	-	37	37.0%	▲	37
Other Criminally Related Matters	2015	3	15	7	9	9	15	8	12	17	12	6	9	78			122
	2016	2	5	13	12	11	8	13	14	-	-	-	-	78	0.0%	↔	78
Probates/Wills and Trusts - Level 1	2015	1	-	-	-	-	-	-	-	-	-	-	-	1			1
	2016	-	-	1	-	-	-	-	-	-	-	-	-	1	0.0%	↔	1
Probates/Wills and Trusts - Level 2	2015	3	3	-	2	4	1	1	2	3	2	2	2	16			25
	2016	1	2	6	1	2	1	2	4	-	-	-	-	19	18.8%	▲	19
Protective Orders	2015	-	-	-	-	-	1	-	-	-	-	-	-	1			1
	2016	-	4	-	-	-	-	-	-	-	-	-	-	4	300.0%	▲	4
Uncontested Divorce	2015	25	25	24	27	31	27	22	24	15	18	24	18	205			280
	2016	11	28	28	30	19	22	14	26	-	-	-	-	178	-13.2%	▼	178

Court: Alleghany Circuit

Start/End Date: Jan-15 / Aug-16

2015 Average Month: 155

Jan-Aug 2015: 1,343

Filings Trending: ▼

Circuit/Court ID: 25

225005

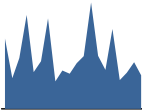
Type of Case: Filings

2016 Average Month: 159

Jan-Aug 2016 : 1,269

Overall AVG. Month: 156

Monthly Summary



Jan 15-Aug 16

Totals

	2015	2016
Civil	306	168
Criminal	1,049	742
Other	503	359
Total	1,858	1,269

Jan --- Aug Filings

1,343

2015

1,269

2016

Jan --- Aug Filings

	2015	2016	% Change	Trending
Civil	214	168	-21.5%	▼
Criminal	859	742	-13.6%	▼
Other	270	359	33.0%	▲
Total	1,343	1,269	-5.5%	▼

	Jan	Feb	Mar	Apr	May	Jun	Jul	Aug	Sep	Oct	Nov	Dec	Thru Aug	% Change	Trending	Total
2015	211	92	152	282	110	143	271	82	115	105	137	158	1,343			1,858
2016	319	159	117	240	86	108	140	100	-	-	-	-	1,269	-5.5%	▼	1,269

		Jan	Feb	Mar	Apr	May	Jun	Jul	Aug	Sep	Oct	Nov	Dec	Thru Aug	% Change	Trending	Total
Administrative Law	2015	-	-	-	-	-	-	1	-	-	-	-	-	1			1
Contested Divorce	2015	-	6	2	-	3	2	2	2	-	-	4	-	17			21
	2016	3	3	5	5	2	-	3	3	-	-	-	-	24	41.2%	▲	24
Domestic and Family - Level 1	2015	-	1	5	1	-	2	-	-	-	1	-	-	9			10
	2016	-	2	1	-	-	-	3	-	-	-	-	-	6	-33.3%	▼	6
Domestic and Family - Level 2	2015	-	1	1	3	1	2	-	-	-	4	1	1	8			14
	2016	1	-	1	-	3	1	-	4	-	-	-	-	10	25.0%	▲	10
General Civil - Level 1	2015	2	-	-	1	1	2	-	-	1	-	3	-	6			10
General Civil - Level 2	2015	1	2	4	1	2	4	3	1	2	4	5	1	18			30
	2016	-	5	1	2	2	3	5	2	-	-	-	-	20	11.1%	▲	20
General Civil - Level 3	2015	2	-	-	1	1	8	11	4	1	3	6	-	27			37
	2016	6	-	-	2	-	1	1	-	-	-	-	-	10	-63.0%	▼	10
Miscellaneous	2015	37	58	55	23	33	44	44	42	58	57	52	96	336			599
	2016	51	85	57	41	35	33	40	46	-	-	-	-	388	15.5%	▲	388
Misdemeanor	2015	29	9	28	15	8	15	21	6	14	6	15	16	131			182
	2016	22	10	9	21	13	12	15	5	-	-	-	-	107	-18.3%	▼	107
Non-Capital Felonies and Related Matters	2015	131	9	44	228	44	56	183	21	29	22	45	34	716			846
	2016	232	44	27	162	17	47	67	32	-	-	-	-	628	-12.3%	▼	628
Other	2015	-	-	1	-	1	-	-	1	1	1	-	3	3			8
	2016	1	1	9	1	3	3	-	2	-	-	-	-	20	566.7%	▲	20
Other Criminally Related Matters	2015	6	1	-	2	3	1	1	1	4	1	1	3	15			24
	2016	1	-	-	1	4	1	-	-	-	-	-	-	7	-53.3%	▼	7
Probates/Wills and Trusts - Level 2	2015	1	1	-	2	2	-	-	1	1	-	-	-	7			8
	2016	-	1	2	-	1	-	-	2	-	-	-	-	6	-14.3%	▼	6
Uncontested Divorce	2015	2	4	12	5	11	7	5	3	4	6	5	4	49			68
	2016	2	8	5	5	6	7	6	4	-	-	-	-	43	-12.2%	▼	43

Court: Augusta Circuit

Start/End Date: Jan-15 / Aug-16

2015 Average Month: 337

Jan-Aug 2015: 2,607

Filings Trending: ▲

Circuit/Court ID: 25

225015


Type of Case: Filings

2016 Average Month: 370

Jan-Aug 2016 : 2,958

Overall AVG. Month: 350

Monthly Summary



Jan 15-Aug 16

Totals

	2015	2016
Civil	824	571
Criminal	1,611	1,029
Other	1,612	1,358
Total	4,047	2,958

Jan --- Aug Filings

2,607

2015

2,958

2016

Jan --- Aug Filings

	2015	2016	% Change	Trending
Civil	569	571	-	↔
Criminal	1,080	1,029	-4.7%	▼
Other	958	1,358	41.8%	▲
Total	2,607	2,958	13.5%	▲

	Jan	Feb	Mar	Apr	May	Jun	Jul	Aug	Sep	Oct	Nov	Dec	Thru Aug	% Change	Trending	Total
2015	433	261	317	336	287	295	343	335	333	273	353	481	2,607			4,047
2016	386	354	486	312	360	362	373	325	-	-	-	-	2,958	13.5%	▲	2,958

		Jan	Feb	Mar	Apr	May	Jun	Jul	Aug	Sep	Oct	Nov	Dec	Thru Aug	% Change	Trending	Total
Administrative Law	2015	-	-	1	-	1	-	2	-	2	-	-	-	4			6
	2016	1	1	-	2	1	-	1	1	-	-	-	-	7	75.0%	▲	7
Capital Murder	2015	1	-	-	-	-	-	-	-	-	-	-	-	1			1
	2016	6	7	5	5	3	5	9	5	8	5	2	4	45			64
Contested Divorce	2015	8	8	9	6	8	5	6	3	-	-	-	-	53	17.8%	▲	53
	2016	11	6	21	12	9	7	15	10	9	15	16	1	91			132
Domestic and Family - Level 1	2015	-	11	2	4	9	9	-	13	-	-	-	-	48	-47.3%	▼	48
	2016	1	8	11	7	9	3	5	4	7	8	3	6	48	0.0%	↔	48
Domestic and Family - Level 2	2015	5	4	3	6	4	8	9	9	-	-	-	-	48			48
	2016	-	-	-	-	1	-	-	-	-	-	-	-	1	400.0%	▲	5
General Civil - Level 1	2015	8	7	10	6	5	13	13	23	3	10	4	2	85			104
	2016	5	5	9	6	6	1	7	7	-	-	-	-	46	-45.9%	▼	46
General Civil - Level 2	2015	5	1	1	5	7	6	3	8	5	4	8	4	36			57
	2016	-	3	3	3	5	8	3	4	-	-	-	-	29	-19.4%	▼	29
General Civil - Level 3	2015	134	128	128	128	129	114	129	117	120	103	152	306	1,007			1,688
	2016	226	201	222	162	134	164	195	149	-	-	-	-	1,453	44.3%	▲	1,453
Miscellaneous	2015	17	9	8	17	3	6	18	18	13	21	10	9	96			149
	2016	19	11	19	18	12	10	9	10	-	-	-	-	108	12.5%	▲	108
Misdemeanor	2015	219	67	105	121	84	126	123	125	146	88	139	99	970			1,442
	2016	88	83	188	71	143	124	103	90	-	-	-	-	890	-8.2%	▼	890
Non-Capital Felonies and Related Matters	2015	17	13	13	17	12	9	16	7	7	8	8	34	104			161
	2016	17	7	8	13	14	13	17	9	-	-	-	-	98	-5.8%	▼	98
Other	2015	1	2	1	3	4	2	-	2	3	2	2	-	15			22
	2016	2	2	3	4	9	2	2	9	-	-	-	-	33	120.0%	▲	33
Other Criminally Related Matters	2015	1	-	-	-	-	-	-	-	-	-	-	-	1			1
Probates/Wills and Trusts - Lev	2015	1	1	-	-	1	-	-	2	1	2	1	-	5			9
	2016	-	3	2	-	3	4	4	3	-	-	-	-	19	280.0%	▲	19
Probates/Wills and Trusts - Level 2	2015	11	12	13	15	19	4	10	14	9	7	8	16	98			138
Uncontested Divorce	2016	14	14	18	17	9	14	17	18	-	-	-	-	121	23.5%	▲	121

Court: Bath Circuit

Start/End Date: Jan-15 / Aug-16

2015 Average Month: 23

Jan-Aug 2015: 173

Filings Trending: ▲

Circuit/Court ID: 25

225017


Type of Case: Filings

2016 Average Month:23

Jan-Aug 2016 : 187

Overall AVG. Month: 23

Monthly Summary



Jan 15-Aug 16

Totals

	2015	2016
Civil	57	38
Criminal	92	36
Other	122	113
Total	271	187

Jan --- Aug Filings

173

187

2015

2016

Jan --- Aug Filings

	2015	2016	% Change	Trending
Civil	32	38	18.8%	▲
Criminal	63	36	-42.9%	▼
Other	78	113	44.9%	▲
Total	173	187	8.1%	▲

	Jan	Feb	Mar	Apr	May	Jun	Jul	Aug	Sep	Oct	Nov	Dec	Thru Aug	% Change	Trending	Total
2015	32	29	11	18	11	39	18	15	45	16	15	22	173			271
2016	31	26	31	30	20	14	19	16	-	-	-	-	187	8.1%	▲	187

		Jan	Feb	Mar	Apr	May	Jun	Jul	Aug	Sep	Oct	Nov	Dec	Thru Aug	% Change	Trending	Total
Contested Divorce	2015	1	1	1	1	1	-	-	1	-	1	1	-	6			8
	2016	-	-	1	-	-	-	-	1	-	-	-	-	2	-66.7%	▼	2
Domestic and Family - Level 1	2016	-	-	1	-	-	-	-	-	-	-	-	-	1			1
	2015	-	-	-	-	-	-	-	-	-	1	-	-	0			1
Domestic and Family - Level 2	2016	-	-	2	-	-	1	-	-	-	-	-	-	3	0.0%	↔	3
	2015	-	-	1	-	-	-	-	-	-	1	1	-	1			3
General Civil - Level 1	2015	-	1	-	2	-	1	1	-	4	1	2	1	5			13
	2016	-	-	2	-	-	-	10	3	-	-	-	-	15	200.0%	▲	15
General Civil - Level 3	2015	-	-	-	-	-	-	-	-	-	1	1	-	0			2
	2016	-	1	-	-	1	-	-	-	-	-	-	-	2	0.0%	↔	2
Miscellaneous	2015	6	27	9	8	8	9	13	9	17	10	10	13	89			139
	2016	20	23	22	12	14	12	8	11	-	-	-	-	122	37.1%	▲	122
Misdemeanor	2015	-	-	-	3	-	3	2	-	2	-	-	3	8			13
	2016	3	-	-	-	2	-	-	-	-	-	-	-	5	-37.5%	▼	5
Non-Capital Felonies and Related Matters	2015	22	-	-	3	-	24	2	2	20	-	-	4	53			77
	2016	6	-	3	18	1	1	-	-	-	-	-	-	29	-45.3%	▼	29
Other Criminally Related Matters	2015	1	-	-	-	-	1	-	-	-	-	-	-	2			2
	2016	-	-	-	-	2	-	-	-	-	-	-	-	2	0.0%	↔	2
Probates/Wills and Trusts - Level 2	2015	1	-	-	1	-	-	-	1	-	-	-	-	3			3
	2016	-	1	-	-	-	-	1	-	-	-	-	-	2	-33.3%	▼	2
Uncontested Divorce	2015	1	-	-	-	2	1	-	2	2	1	-	1	6			10
	2016	2	1	-	-	-	-	-	1	-	-	-	-	4	-33.3%	▼	4

Court: Botetourt Circuit

Start/End Date: Jan-15 / Aug-16

2015 Average Month: 162

Jan-Aug 2015: 1,312

Filings Trending: ▲

Circuit/Court ID: 25

225023

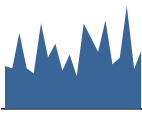
Type of Case: Filings

2016 Average Month:192

Jan-Aug 2016 : 1,538

Overall AVG. Month: 174

Monthly Summary



Jan 15-Aug 16

Totals

	2015	2016
Civil	343	243
Criminal	826	625
Other	775	670
Total	1,944	1,538

Jan --- Aug Filings

1,312

2015

1,538

2016

Jan --- Aug Filings

	2015	2016	% Change	Trending
Civil	252	243	-3.6%	▼
Criminal	634	625	-1.4%	▼
Other	426	670	57.3%	▲
Total	1,312	1,538	17.2%	▲

	Jan	Feb	Mar	Apr	May	Jun	Jul	Aug	Sep	Oct	Nov	Dec	Thru Aug	% Change	Trending	Total
2015	128	122	228	122	106	257	154	195	115	163	98	256	1,312			1,944
2016	213	171	266	133	153	309	120	173	-	-	-	-	1,538	17.2%	▲	1,538

		Jan	Feb	Mar	Apr	May	Jun	Jul	Aug	Sep	Oct	Nov	Dec	Thru Aug	% Change	Trending	Total
Administrative Law	2015	-	1	-	-	-	-	1	1	-	-	-	1	3			4
	2016	-	1	-	-	-	-	-	1	-	-	-	-	2	-33.3%	▼	2
Contested Divorce	2015	5	4	1	2	5	1	5	6	3	2	-	3	29			37
	2016	2	4	4	2	5	1	5	1	-	-	-	-	24	-17.2%	▼	24
Domestic and Family - Level 1	2015	2	6	14	3	2	3	10	9	4	2	-	-	49			55
	2016	6	3	13	1	7	9	6	3	-	-	-	-	48	-2.0%	▼	48
Domestic and Family - Level 2	2015	-	-	1	-	1	-	-	1	-	-	-	2	3			5
	2016	-	-	-	1	-	2	1	2	-	-	-	-	6	100.0%	▲	6
General Civil - Level 1	2015	1	-	-	-	1	-	-	-	-	-	-	-	2			2
	2016	-	-	-	-	1	1	-	-	-	-	-	-	2	0.0%	↔	2
General Civil - Level 2	2015	8	1	6	4	3	11	1	3	2	1	3	1	37			44
	2016	8	3	4	6	1	1	1	4	-	-	-	-	28	-24.3%	▼	28
General Civil - Level 3	2015	1	3	3	4	3	3	2	1	3	3	2	2	20			30
	2016	1	1	7	2	9	1	2	1	-	-	-	-	24	20.0%	▲	24
Miscellaneous	2015	57	57	78	55	38	57	61	79	70	87	59	163	482			861
	2016	120	116	104	73	75	76	72	91	-	-	-	-	727	50.8%	▲	727
Misdemeanor	2015	17	12	24	9	13	32	8	32	9	9	7	17	147			189
	2016	11	7	21	11	16	20	8	14	-	-	-	-	108	-26.5%	▼	108
Non-Capital Felonies and Related Matters	2015	24	21	90	33	24	143	61	53	17	41	18	60	449			585
	2016	51	21	103	23	32	189	16	51	-	-	-	-	486	8.2%	▲	486
Other Criminally Related Matters	2015	5	11	4	5	6	1	2	4	1	7	3	3	38			52
	2016	7	8	4	3	2	1	5	1	-	-	-	-	31	-18.4%	▼	31
Probates/Wills and Trusts - Lev	2015	1	-	1	-	-	-	-	1	-	-	-	-	3			3
Probates/Wills and Trusts - Level 2	2015	-	2	-	1	-	1	-	-	-	2	1	-	4			7
	2016	-	1	-	1	2	2	-	-	-	-	-	-	6	50.0%	▲	6
Uncontested Divorce	2015	7	4	6	6	10	5	3	5	6	9	5	4	46			70
	2016	7	6	6	10	3	6	4	4	-	-	-	-	46	0.0%	↔	46

Court: Craig Circuit

Start/End Date: Jan-15 / Aug-16

2015 Average Month: 29

Jan-Aug 2015: 200

Filings Trending: ↔

Circuit/Court ID: 25

225045


Type of Case: Filings

2016 Average Month:25

Jan-Aug 2016 : 198

Overall AVG. Month: 27

Monthly Summary



Jan 15-Aug 16

Totals

	2015	2016
Civil	57	36
Criminal	64	33
Other	223	129
Total	344	198

Jan --- Aug Filings

200

198

20152016

Jan --- Aug Filings

	2015	2016	% Change	Trending
Civil	40	36	-10.0%	▼
Criminal	38	33	-13.2%	▼
Other	122	129	5.7%	▲
Total	200	198	-1.0%	▼

	Jan	Feb	Mar	Apr	May	Jun	Jul	Aug	Sep	Oct	Nov	Dec	Thru Aug	% Change	Trending	Total
2015	23	24	19	31	25	31	19	28	35	39	30	40	200			344
2016	26	34	29	28	22	21	17	21	-	-	-	-	198	-1.0%	▼	198

		Jan	Feb	Mar	Apr	May	Jun	Jul	Aug	Sep	Oct	Nov	Dec	Thru Aug	% Change	Trending	Total
Contested Divorce	2015	-	1	-	2	-	1	-	-	2	1	-	1	4			8
	2016	-	1	-	-	1	-	-	-	-	-	-	-	2	-50.0%	▼	2
Domestic and Family - Level 1	2015	-	-	-	2	-	4	1	3	-	-	1	-	10			11
	2016	-	1	-	1	1	-	-	1	-	-	-	-	4	-60.0%	▼	4
Domestic and Family - Level 2	2016	-	-	-	-	2	1	-	-	-	-	-	-	3			3
General Civil - Level 1	2015	-	-	-	-	-	-	-	-	-	1	-	-	0			1
General Civil - Level 2	2015	-	-	1	-	-	1	1	-	1	1	-	1	3	0.0%	↔	6
	2016	1	1	-	2	-	-	-	-	-	-	-	-	4	33.3%	▲	4
General Civil - Level 3	2015	-	-	-	-	-	-	1	1	-	-	-	-	2			2
	2016	-	-	2	-	-	-	1	-	-	-	-	-	3	50.0%	▲	3
Miscellaneous	2015	19	13	16	15	20	18	14	20	28	23	20	35	135			241
	2016	20	24	20	18	12	16	12	17	-	-	-	-	139	3.0%	▲	139
Misdemeanor	2015	1	2	-	7	1	3	1	-	2	4	1	1	15			23
	2016	-	-	2	-	1	-	1	-	-	-	-	-	4	-73.3%	▼	4
Non-Capital Felonies and Related Matters	2015	2	8	1	4	2	2	1	2	2	8	8	-	22			40
	2016	4	3	4	6	4	4	2	2	-	-	-	-	29	31.8%	▲	29
Other Criminally Related Matter	2015	-	-	-	-	-	1	-	-	-	-	-	-	1			1
Probates/Wills and Trusts - Level 2	2015	-	-	-	-	-	-	-	-	-	-	-	1	0			1
	2016	-	1	-	-	-	-	-	-	-	-	-	-	1	0.0%	↔	1
Uncontested Divorce	2015	1	-	1	1	2	1	-	2	-	1	-	1	8			10
	2016	1	3	1	1	1	-	1	1	-	-	-	-	9	12.5%	▲	9

Court: Highland Circuit

Start/End Date: Jan-15 / Aug-16

2015 Average Month: 12

Jan-Aug 2015: 96

Filings Trending: ▼

Circuit/Court ID: 25

225091


Type of Case: Filings

2016 Average Month:12

Jan-Aug 2016 : 93

Overall AVG. Month: 12

Monthly Summary



Jan 15-Aug 16

Totals

	2015	2016
Civil	40	23
Criminal	19	24
Other	89	46
Total	148	93

Jan --- Aug Filings

96

2015

93

2016

Jan --- Aug Filings

	2015	2016	% Change	Trending
Civil	29	23	-20.7%	▼
Criminal	12	24	100.0%	▲
Other	55	46	-16.4%	▼
Total	96	93	-3.1%	▼

	Jan	Feb	Mar	Apr	May	Jun	Jul	Aug	Sep	Oct	Nov	Dec	Thru Aug	% Change	Trending	Total
2015	14	13	8	16	3	15	19	8	10	7	10	25	96			148
2016	12	15	20	7	9	9	6	15	-	-	-	-	93	-3.1%	▼	93

		Jan	Feb	Mar	Apr	May	Jun	Jul	Aug	Sep	Oct	Nov	Dec	Thru Aug	% Change	Trending	Total
Contested Divorce	2015	-	-	-	1	1	-	1	-	1	-	-	-	3			4
	2016	-	-	-	1	-	-	-	-	-	-	-	-	1	-66.7%	▼	1
Domestic and Family - Level 1	2016	-	-	-	-	1	-	-	2	-	-	-	-	3			3
Domestic and Family - Level 2	2015	-	-	-	1	-	-	-	-	-	-	-	-	1			1
General Civil - Level 1	2015	-	-	1	-	-	-	-	-	-	-	-	-	1			1
General Civil - Level 2	2015	2	-	-	-	-	1	7	-	-	-	-	1	10			11
	2016	-	1	-	1	1	-	-	-	-	-	-	-	3	-70.0%	▼	3
General Civil - Level 3	2015	-	-	-	-	-	1	-	-	-	-	-	1	1			2
Miscellaneous	2015	8	13	7	7	2	11	10	8	8	6	9	16	66			105
	2016	12	7	11	3	4	1	4	10	-	-	-	-	52	-21.2%	▼	52
Misdemeanor	2015	-	-	-	4	-	-	1	-	-	-	1	1	5			7
	2016	-	4	4	-	-	5	-	-	-	-	-	-	13	160.0%	▲	13
Non-Capital Felonies and Related Matters	2015	2	-	-	2	-	2	-	-	-	1	-	4	6			11
	2016	-	1	3	1	1	3	1	-	-	-	-	-	10	66.7%	▲	10
Other	2016	-	1	-	-	-	-	-	-	-	-	-	-	1			1
Other Criminally Related Matters	2015	-	-	-	1	-	-	-	-	-	-	-	-	1			1
	2016	-	-	1	-	-	-	-	-	-	-	-	-	1	0.0%	↔	1
Uncontested Divorce	2015	2	-	-	-	-	-	-	-	1	-	-	2	2			5
	2016	-	1	1	1	2	-	1	3	-	-	-	-	9	350.0%	▲	9

Court: Rockbridge Circuit

Start/End Date: Jan-15 / Aug-16

2015 Average Month: 162

Jan-Aug 2015: 1,159

Filings Trending: ▲

Circuit/Court ID: 25

225163


Type of Case: Filings

2016 Average Month:203

Jan-Aug 2016 : 1,622

Overall AVG. Month: 178

Monthly Summary



Jan 15-Aug 16

Totals

	2015	2016
Civil	344	231
Criminal	1,035	926
Other	563	465
Total	1,942	1,622

Jan --- Aug Filings

1,159

2015

1,622

2016

Jan --- Aug Filings

	2015	2016	% Change	Trending
Civil	240	231	-3.8%	▼
Criminal	596	926	55.4%	▲
Other	323	465	44.0%	▲
Total	1,159	1,622	39.9%	▲

	Jan	Feb	Mar	Apr	May	Jun	Jul	Aug	Sep	Oct	Nov	Dec	Thru Aug	% Change	Trending	Total
2015	102	159	139	150	151	138	149	171	327	150	105	201	1,159			1,942
2016	166	209	225	199	288	160	213	162	-	-	-	-	1,622	39.9%	▲	1,622

		Jan	Feb	Mar	Apr	May	Jun	Jul	Aug	Sep	Oct	Nov	Dec	Thru Aug	% Change	Trending	Total
Administrative Law	2015	-	-	-	-	1	-	-	-	-	-	-	-	1			1
Contested Divorce	2015	3	2	3	3	-	4	-	1	6	4	2	-	16			28
	2016	3	3	8	3	2	3	3	3	-	-	-	-	28	75.0%	▲	28
Domestic and Family - Level 1	2015	2	-	3	-	3	5	2	6	2	1	2	3	21			29
	2016	-	3	-	-	-	2	2	2	-	-	-	-	9	-57.1%	▼	9
Domestic and Family - Level 2	2015	-	-	1	3	-	1	1	1	-	-	2	-	7			9
	2016	-	-	2	2	2	2	1	-	-	-	-	-	9	28.6%	▲	9
General Civil - Level 1	2015	-	-	-	-	1	-	1	1	-	-	-	-	3			3
	2016	-	-	-	-	-	1	-	-	-	-	-	-	1	-66.7%	▼	1
General Civil - Level 2	2015	4	6	6	3	3	4	4	3	2	10	3	2	33			50
	2016	5	4	7	4	3	4	4	3	-	-	-	-	34	3.0%	▲	34
General Civil - Level 3	2015	2	1	1	4	4	3	3	1	3	3	5	4	19			34
	2016	5	4	3	3	-	1	1	1	-	-	-	-	18	-5.3%	▼	18
Miscellaneous	2015	49	51	55	56	31	33	55	65	63	44	45	114	395			661
	2016	79	66	88	57	55	57	67	70	-	-	-	-	539	36.5%	▲	539
Misdemeanor	2015	13	28	19	30	21	25	17	25	19	17	15	24	178			253
	2016	11	40	39	44	39	50	31	22	-	-	-	-	276	55.1%	▲	276
Non-Capital Felonies and Related Matters	2015	17	57	34	43	71	48	53	53	224	62	14	41	376			717
	2016	55	77	62	74	171	27	94	50	-	-	-	-	610	62.2%	▲	610
Other	2015	-	1	2	-	-	-	-	-	-	-	1	-	3			4
	2016	-	-	-	1	1	-	1	-	-	-	-	-	3	0.0%	↔	3
Other Criminally Related Matters	2015	4	6	6	2	5	3	10	6	3	3	13	5	42			66
	2016	3	4	3	5	5	8	5	7	-	-	-	-	40	-4.8%	▼	40
Probates/Wills and Trusts - Lev	2016	-	-	1	-	-	-	-	-	-	-	-	-	1			1
Probates/Wills and Trusts - Level 2	2015	1	1	-	-	1	1	1	4	2	1	-	1	9			13
	2016	-	-	-	-	-	1	-	-	-	-	-	-	1	-88.9%	▼	1
Uncontested Divorce	2015	7	6	9	6	10	11	2	5	3	5	3	7	56			74
	2016	5	8	12	6	10	4	4	4	-	-	-	-	53	-5.4%	▼	53

Court: Buena Vista Circuit

Start/End Date: Jan-15 / Aug-16

2015 Average Month: 36

Jan-Aug 2015: 228

Filings Trending: ▲

Circuit/Court ID: 25

225530


Type of Case: Filings

2016 Average Month:45

Jan-Aug 2016 : 363

Overall AVG. Month: 40

Monthly Summary



Jan 15-Aug 16

Totals

	2015	2016
Civil	75	65
Criminal	253	204
Other	99	94
Total	427	363

Jan --- Aug Filings

228

2015

363

2016

Jan --- Aug Filings

	2015	2016	% Change	Trending
Civil	49	65	32.7%	▲
Criminal	130	204	56.9%	▲
Other	49	94	91.8%	▲
Total	228	363	59.2%	▲

	Jan	Feb	Mar	Apr	May	Jun	Jul	Aug	Sep	Oct	Nov	Dec	Thru Aug	% Change	Trending	Total
2015	40	26	31	31	23	24	25	28	102	20	26	51	228			427
2016	66	42	39	59	27	33	64	33	-	-	-	-	363	59.2%	▲	363

		Jan	Feb	Mar	Apr	May	Jun	Jul	Aug	Sep	Oct	Nov	Dec	Thru Aug	% Change	Trending	Total
Administrative Law	2016	1	-	-	-	-	-	-	-	-	-	-	-	1			1
Contested Divorce	2015	1	-	2	2	-	1	-	1	1	1	-	1	7			10
	2016	1	1	2	1	-	-	3	-	-	-	-	-	8	14.3%	▲	8
Domestic and Family - Level 1	2015	-	-	1	-	1	-	2	-	2	1	2	1	4			10
	2016	1	1	-	-	-	-	1	1	-	-	-	-	4	0.0%	↔	4
Domestic and Family - Level 2	2015	-	-	-	1	1	-	-	-	-	-	-	1	2			3
	2016	-	-	3	-	-	-	1	-	-	-	-	-	4	100.0%	▲	4
General Civil - Level 2	2015	-	-	-	-	1	-	-	-	-	1	-	2	1			4
	2016	-	-	1	2	1	1	-	-	-	-	-	-	5	400.0%	▲	5
General Civil - Level 3	2015	-	2	-	-	-	2	-	-	-	-	-	2	4			6
	2016	-	-	-	1	-	1	-	-	-	-	-	-	2	-50.0%	▼	2
Miscellaneous	2015	4	11	7	8	6	6	8	9	14	7	7	25	59			112
	2016	17	13	18	14	15	16	9	14	-	-	-	-	116	96.6%	▲	116
Misdemeanor	2015	1	5	3	10	8	1	4	7	1	1	2	6	39			49
	2016	3	5	2	8	3	4	11	6	-	-	-	-	42	7.7%	▲	42
Non-Capital Felonies and Related Matters	2015	31	4	15	5	1	12	10	8	82	7	12	11	86			198
	2016	40	18	10	25	7	8	38	9	-	-	-	-	155	80.2%	▲	155
Other	2015	-	-	-	-	1	-	-	-	-	-	1	-	1			2
Other Criminally Related Matters	2015	-	-	-	3	2	-	-	-	-	-	1	-	5			6
	2016	-	2	-	1	-	1	1	2	-	-	-	-	7	40.0%	▲	7
Probates/Wills and Trusts - Level 2	2015	1	1	3	-	-	-	-	-	1	-	-	-	5			6
	2016	1	-	1	1	-	-	-	-	-	-	-	-	3	-40.0%	▼	3
Uncontested Divorce	2015	2	3	-	2	2	2	1	3	1	2	1	2	15			21
	2016	2	2	2	6	1	2	-	1	-	-	-	-	16	6.7%	▲	16

Court: Staunton Circuit

Start/End Date: Jan-15 / Aug-16

2015 Average Month: 139

Jan-Aug 2015: 1,105

Filings Trending: ▲

Circuit/Court ID: 25

225790


Type of Case: Filings

2016 Average Month:152

Jan-Aug 2016 : 1,213

Overall AVG. Month: 144

Monthly Summary



Jan 15-Aug 16

Totals

	2015	2016
Civil	351	255
Criminal	967	721
Other	352	237
Total	1,670	1,213

Jan --- Aug Filings

1,105

2015

1,213

2016

Jan --- Aug Filings

	2015	2016	% Change	Trending
Civil	245	255	4.1%	▲
Criminal	647	721	11.4%	▲
Other	213	237	11.3%	▲
Total	1,105	1,213	9.8%	▲

	Jan	Feb	Mar	Apr	May	Jun	Jul	Aug	Sep	Oct	Nov	Dec	Thru Aug	% Change	Trending	Total
2015	149	152	170	99	109	108	138	180	142	142	116	165	1,105			1,670
2016	171	168	136	147	141	142	148	160	-	-	-	-	1,213	9.8%	▲	1,213

		Jan	Feb	Mar	Apr	May	Jun	Jul	Aug	Sep	Oct	Nov	Dec	Thru Aug	% Change	Trending	Total
Administrative Law	2015	-	-	-	1	-	-	-	-	1	-	-	-	1			2
Contested Divorce	2015	2	4	1	1	1	2	4	2	2	1	2	1	17			23
	2016	-	4	1	4	5	4	2	3	-	-	-	-	23	35.3%	▲	23
Domestic and Family - Level 1	2015	-	1	15	1	-	5	2	1	2	6	1	1	25			35
	2016	-	6	5	5	4	7	6	2	-	-	-	-	35	40.0%	▲	35
Domestic and Family - Level 2	2015	8	12	6	5	1	10	12	7	8	4	5	5	61			83
	2016	3	11	2	9	5	5	10	3	-	-	-	-	48	-21.3%	▼	48
General Civil - Level 1	2015	-	1	1	-	1	-	-	-	-	1	-	-	3			4
	2016	1	-	-	1	-	-	-	-	-	-	-	-	2	-33.3%	▼	2
General Civil - Level 2	2015	2	-	2	3	1	3	1	1	1	5	1	3	13			23
	2016	1	2	3	2	3	3	3	6	-	-	-	-	23	76.9%	▲	23
General Civil - Level 3	2015	3	-	4	2	2	3	1	1	-	2	-	2	16			20
	2016	1	3	-	-	2	-	1	4	-	-	-	-	11	-31.3%	▼	11
Miscellaneous	2015	35	36	33	26	23	18	34	28	43	22	27	63	233			388
	2016	43	34	42	25	24	43	26	31	-	-	-	-	268	15.0%	▲	268
Misdemeanor	2015	10	12	16	10	5	2	11	9	14	12	12	14	75			127
	2016	15	15	7	13	10	16	19	18	-	-	-	-	113	50.7%	▲	113
Non-Capital Felonies and Related Matters	2015	80	72	74	39	54	45	56	122	55	79	47	70	542			793
	2016	93	89	68	70	78	52	71	75	-	-	-	-	596	10.0%	▲	596
Other	2015	4	7	3	7	2	3	11	6	5	7	4	2	43			61
	2016	12	-	2	7	1	6	7	3	-	-	-	-	38	-11.6%	▼	38
Other Criminally Related Matters	2015	-	3	9	1	9	5	2	1	6	-	11	-	30			47
	2016	-	2	-	1	3	-	-	6	-	-	-	-	12	-60.0%	▼	12
Probates/Wills and Trusts - Level 2	2015	1	-	-	-	1	2	2	-	1	-	1	-	6			8
	2016	1	-	1	-	1	2	-	1	-	-	-	-	6	0.0%	↔	6
Protective Orders	2015	-	-	-	-	-	-	-	-	1	-	1	-	0			2
Uncontested Divorce	2015	4	4	6	3	9	10	2	2	3	3	4	4	40	0.0%	↔	54
	2016	1	2	5	10	5	4	3	8	-	-	-	-	38	-5.0%	▼	38

Court: Waynesboro Circuit

Start/End Date: Jan-15 / Aug-16

2015 Average Month: 150

Jan-Aug 2015: 1,228

Filings Trending: ▲

Circuit/Court ID: 25

225820


Type of Case: Filings

2016 Average Month: 178

Jan-Aug 2016 : 1,427

Overall AVG. Month: 161

Monthly Summary




Jan 15-Aug 16

Totals

	2015	2016
Civil	560	447
Criminal	613	499
Other	625	481
Total	1,798	1,427

Jan --- Aug Filings



1,228 2015 1,427 2016

Jan --- Aug Filings

	2015	2016	% Change	Trending
Civil	393	447	13.7%	▲
Criminal	422	499	18.2%	▲
Other	413	481	16.5%	▲
Total	1,228	1,427	16.2%	▲

	Jan	Feb	Mar	Apr	May	Jun	Jul	Aug	Sep	Oct	Nov	Dec	Thru Aug	% Change	Trending	Total
2015	193	141	159	167	148	107	152	161	147	124	136	163	1,228			1,798
2016	152	207	204	179	187	198	148	152	-	-	-	-	1,427	16.2%	▲	1,427

		Jan	Feb	Mar	Apr	May	Jun	Jul	Aug	Sep	Oct	Nov	Dec	Thru Aug	% Change	Trending	Total
Administrative Law	2016	1	-	-	-	-	-	-	-	-	-	-	-	1			1
Contested Divorce	2015	10	10	12	7	4	6	11	8	9	9	4	8	68			98
	2016	13	10	16	11	12	12	8	7	-	-	-	-	89	30.9%	▲	89
Domestic and Family - Level 1	2015	3	3	5	2	7	1	6	6	-	1	15	-	33			49
	2016	4	8	3	11	2	11	4	4	-	-	-	-	47	42.4%	▲	47
Domestic and Family - Level 2	2015	-	-	1	2	1	2	2	1	-	-	-	-	9			9
	2016	2	2	-	3	2	4	1	-	-	-	-	-	14	55.6%	▲	14
General Civil - Level 1	2015	-	-	-	-	-	-	1	-	-	-	-	-	1			1
	2016	1	-	-	-	-	-	-	-	-	-	-	-	1	0.0%	↔	1
General Civil - Level 2	2015	2	4	5	1	2	1	-	2	1	2	3	-	17			23
	2016	1	2	2	1	1	3	-	2	-	-	-	-	12	-29.4%	▼	12
General Civil - Level 3	2015	1	-	-	2	-	3	-	8	1	4	2	5	14			26
	2016	-	3	3	3	4	2	3	-	-	-	-	-	18	28.6%	▲	18
Miscellaneous	2015	36	25	23	25	27	28	28	23	38	24	24	57	215			358
	2016	36	35	41	33	27	32	30	28	-	-	-	-	262	21.9%	▲	262
Misdemeanor	2015	10	6	14	6	11	6	16	11	11	12	5	14	80			122
	2016	9	12	21	7	14	20	5	11	-	-	-	-	99	23.8%	▲	99
Non-Capital Felonies and Related Matters	2015	66	18	18	69	56	13	37	49	29	28	42	35	326			460
	2016	41	26	54	56	67	58	43	43	-	-	-	-	388	19.0%	▲	388
Other	2015	41	50	43	26	24	23	30	34	40	16	25	25	271			377
	2016	23	68	39	41	24	26	38	32	-	-	-	-	291	7.4%	▲	291
Other Criminally Related Matters	2015	-	-	1	6	1	4	3	1	5	7	2	1	16			31
	2016	-	-	-	-	12	-	-	1	-	-	-	-	13	-18.8%	▼	13
Probates/Wills and Trusts - Level 1	2015	1	-	1	-	-	-	-	-	-	1	-	-	2			3
	2016	-	-	1	-	-	-	-	-	-	-	-	-	1	-50.0%	▼	1
Probates/Wills and Trusts - Level 2	2015	-	1	1	1	-	1	-	-	-	1	-	-	4			5
	2016	-	-	1	2	1	1	-	1	-	-	-	-	6	50.0%	▲	6
Uncontested Divorce	2015	23	24	35	20	15	19	18	18	13	19	14	18	172			236
	2016	21	41	23	11	21	29	16	23	-	-	-	-	185	7.6%	▲	185

Court: Clarke Circuit

Start/End Date: Jan-15 / Aug-16

2015 Average Month: 52

Jan-Aug 2015: 400

Filings Trending: ▲

Circuit/Court ID: 26

226043


Type of Case: Filings

2016 Average Month:59

Jan-Aug 2016 : 470

Overall AVG. Month: 54

Monthly Summary

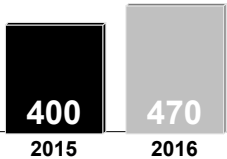


Jan 15-Aug 16

Totals

	2015	2016
Civil	129	93
Criminal	232	188
Other	258	189
Total	619	470

Jan --- Aug Filings



400 2015 470 2016

Jan --- Aug Filings

	2015	2016	% Change	Trending
Civil	89	93	4.5%	▲
Criminal	160	188	17.5%	▲
Other	151	189	25.2%	▲
Total	400	470	17.5%	▲

	Jan	Feb	Mar	Apr	May	Jun	Jul	Aug	Sep	Oct	Nov	Dec	Thru Aug	% Change	Trending	Total
2015	29	53	45	79	42	41	71	40	45	67	38	69	400			619
2016	78	52	55	62	50	48	77	48	-	-	-	-	470	17.5%	▲	470

		Jan	Feb	Mar	Apr	May	Jun	Jul	Aug	Sep	Oct	Nov	Dec	Thru Aug	% Change	Trending	Total
Administrative Law	2016	-	-	-	-	-	-	1	-	-	-	-	-	1			1
Contested Divorce	2015	-	3	3	1	4	-	1	-	1	-	2	1	12			16
	2016	1	1	1	1	1	1	1	3	-	-	-	-	10	-16.7%	▼	10
Domestic and Family - Level 1	2015	-	-	1	-	1	-	-	-	1	-	-	-	2			3
	2016	1	-	-	1	-	1	-	1	-	-	-	-	4	100.0%	▲	4
Domestic and Family - Level 2	2015	-	-	1	1	-	-	1	-	-	-	-	-	3			3
	2016	-	-	1	1	-	-	-	-	-	-	-	-	2	-33.3%	▼	2
General Civil - Level 1	2015	-	-	-	-	1	-	1	-	-	-	-	-	2			2
General Civil - Level 2	2015	1	2	1	5	1	-	-	1	1	2	1	-	11			15
	2016	1	-	1	2	1	1	1	2	-	-	-	-	9	-18.2%	▼	9
General Civil - Level 3	2015	-	-	-	1	1	-	1	-	2	2	1	-	3			8
	2016	1	-	1	2	6	3	5	-	-	-	-	-	18	500.0%	▲	18
Miscellaneous	2015	16	30	23	23	16	15	24	25	27	28	23	49	172			299
	2016	28	31	26	26	21	29	32	21	-	-	-	-	214	24.4%	▲	214
Misdemeanor	2015	2	1	3	5	3	7	8	1	5	10	3	7	30			55
	2016	10	4	3	3	5	1	5	5	-	-	-	-	36	20.0%	▲	36
Non-Capital Felonies and Related Matters	2015	6	10	8	40	10	13	30	6	7	23	4	10	123			167
	2016	33	12	18	26	13	11	28	6	-	-	-	-	147	19.5%	▲	147
Other	2015	-	1	-	-	-	-	-	-	-	-	-	-	1			1
	2016	-	-	-	-	-	-	-	1	-	-	-	-	1	0.0%	↔	1
Other Criminally Related Matters	2015	-	-	1	-	-	2	-	4	1	-	-	2	7			10
	2016	2	-	2	-	-	-	1	-	-	-	-	-	5	-28.6%	▼	5
Probates/Wills and Trusts - Level 2	2015	-	1	-	1	-	-	-	-	-	-	-	-	2			2
	2016	-	-	-	-	-	-	-	3	-	-	-	-	3	50.0%	▲	3
Protective Orders	2016	-	-	-	-	-	-	1	-	-	-	-	-	1			1
Uncontested Divorce	2015	4	5	4	2	5	4	5	3	-	2	4	-	32			38
	2016	1	4	2	-	3	1	2	6	-	-	-	-	19	-40.6%	▼	19

Court: Frederick Circuit

Start/End Date: Jan-15 / Aug-16

2015 Average Month: 391

Jan-Aug 2015: 3,120

Filings Trending: ↔

Circuit/Court ID: 26

226069


Type of Case: Filings

2016 Average Month:399

Jan-Aug 2016 : 3,195

Overall AVG. Month: 395

Monthly Summary



Jan 15-Aug 16

Totals

	2015	2016
Civil	895	581
Criminal	2,482	1,437
Other	1,318	1,177
Total	4,695	3,195

Jan --- Aug Filings

3,120

2015

3,195

2016

Jan --- Aug Filings

	2015	2016	% Change	Trending
Civil	612	581	-5.1%	▼
Criminal	1,742	1,437	-17.5%	▼
Other	766	1,177	53.7%	▲
Total	3,120	3,195	2.4%	▲

	Jan	Feb	Mar	Apr	May	Jun	Jul	Aug	Sep	Oct	Nov	Dec	Thru Aug	% Change	Trending	Total
2015	394	317	399	496	326	477	420	291	344	467	292	472	3,120			4,695
2016	374	438	467	352	419	393	403	349	-	-	-	-	3,195	2.4%	▲	3,195

		Jan	Feb	Mar	Apr	May	Jun	Jul	Aug	Sep	Oct	Nov	Dec	Thru Aug	% Change	Trending	Total
Administrative Law	2015	-	-	1	-	-	1	-	-	-	-	-	-	2			2
	2016	-	-	-	-	-	1	1	-	-	-	-	-	2	0.0%	↔	2
Capital Murder	2015	-	-	4	-	-	-	-	-	-	-	-	-	4			4
	2016	-	-	-	-	-	-	-	-	-	-	-	-	-			-
Contested Divorce	2015	5	10	14	15	6	9	6	10	7	7	5	14	75			108
	2016	8	6	8	13	9	7	8	9	-	-	-	-	68	-9.3%	▼	68
Domestic and Family - Level 1	2015	2	4	7	7	6	6	2	3	5	7	9	2	37			60
	2016	-	5	3	4	6	7	7	6	-	-	-	-	38	2.7%	▲	38
Domestic and Family - Level 2	2015	3	1	1	-	3	2	1	2	3	3	5	1	13			25
	2016	2	1	3	2	3	2	3	-	-	-	-	-	16	23.1%	▲	16
General Civil - Level 1	2015	-	-	-	1	-	-	-	-	1	1	-	-	1			3
	2016	-	1	2	-	-	-	-	-	-	-	-	-	3	200.0%	▲	3
General Civil - Level 2	2015	7	5	7	11	10	7	8	6	11	5	5	7	61			89
	2016	3	12	10	4	9	5	3	5	-	-	-	-	51	-16.4%	▼	51
General Civil - Level 3	2015	4	5	5	7	3	8	2	4	3	5	2	2	38			50
	2016	2	7	2	2	6	4	4	2	-	-	-	-	29	-23.7%	▼	29
Miscellaneous	2015	110	113	123	151	110	98	141	100	118	123	137	248	946			1,572
	2016	173	221	223	134	124	153	188	143	-	-	-	-	1,359	43.7%	▲	1,359
Misdemeanor	2015	42	53	53	40	23	127	55	43	35	62	18	18	436			569
	2016	28	27	32	34	36	33	28	15	-	-	-	-	233	-46.6%	▼	233
Non-Capital Felonies and Related Matters	2015	201	97	153	233	138	182	179	82	134	224	77	153	1,265			1,853
	2016	136	132	139	130	188	161	143	143	-	-	-	-	1,172	-7.4%	▼	1,172
Other	2015	-	1	-	-	-	-	1	1	-	-	-	-	3			3
	2016	5	4	1	7	5	3	5	13	2	11	2	5	43			63
Other Criminally Related Matters	2015	4	3	10	6	2	3	-	3	-	-	-	-	31	-27.9%	▼	31
	2016	-	-	-	1	-	1	-	-	-	-	-	-	2			2
Probates/Wills and Trusts - Lev	2015	2	1	2	4	4	3	-	2	2	2	1	2	18			25
	2016	2	1	2	2	4	-	1	2	-	-	-	-	14	-22.2%	▼	14
Uncontested Divorce	2015	13	23	32	19	18	30	20	25	23	17	31	20	180			271
	2016	16	22	29	21	32	17	17	21	-	-	-	-	175	-2.8%	▼	175

Court: Page Circuit

Start/End Date: Jan-15 / Aug-16

2015 Average Month: 139

Jan-Aug 2015: 1,129

Filings Trending: ▲

Circuit/Court ID: 26

226139


Type of Case: Filings

2016 Average Month:163

Jan-Aug 2016 : 1,300

Overall AVG. Month: 148

Monthly Summary




Jan 15-Aug 16

Totals

	2015	2016
Civil	276	193
Criminal	991	772
Other	400	335
Total	1,667	1,300

Jan --- Aug Filings



1,129 2015 1,300 2016

Jan --- Aug Filings

	2015	2016	% Change	Trending
Civil	185	193	4.3%	▲
Criminal	717	772	7.7%	▲
Other	227	335	47.6%	▲
Total	1,129	1,300	15.1%	▲

	Jan	Feb	Mar	Apr	May	Jun	Jul	Aug	Sep	Oct	Nov	Dec	Thru Aug	% Change	Trending	Total
2015	194	108	155	125	142	130	158	117	149	125	108	156	1,129			1,667
2016	242	198	173	186	154	99	112	136	-	-	-	-	1,300	15.1%	▲	1,300

		Jan	Feb	Mar	Apr	May	Jun	Jul	Aug	Sep	Oct	Nov	Dec	Thru Aug	% Change	Trending	Total
Administrative Law	2015	-	-	-	-	-	-	-	-	-	-	1	1	0			2
Capital Murder	2016	-	-	-	-	-	-	-	4	-	-	-	-	4	0.0%	↔	4
Contested Divorce	2015	1	2	5	5	3	1	2	4	1	2	-	5	23			31
	2016	2	-	3	1	2	3	5	3	-	-	-	-	19	-17.4%	▼	19
Domestic and Family - Level 1	2015	2	1	1	2	-	-	-	1	3	1	-	1	7			12
	2016	3	-	-	-	1	3	1	-	-	-	-	-	8	14.3%	▲	8
Domestic and Family - Level 2	2015	1	1	-	1	-	1	-	-	-	2	2	2	4			10
	2016	-	-	-	-	-	1	4	-	-	-	-	-	5	25.0%	▲	5
General Civil - Level 1	2016	-	-	-	-	-	-	1	-	-	-	-	-	1			1
General Civil - Level 2	2015	1	2	6	2	2	7	6	1	2	3	-	3	27			35
	2016	1	3	5	-	5	2	2	2	-	-	-	-	20	-25.9%	▼	20
General Civil - Level 3	2015	-	-	1	3	2	1	5	-	-	1	2	1	12			16
	2016	1	-	4	-	3	2	2	1	-	-	-	-	13	8.3%	▲	13
Miscellaneous	2015	42	40	41	22	32	33	40	23	43	44	33	82	273			475
	2016	71	71	57	34	35	36	41	41	-	-	-	-	386	41.4%	▲	386
Misdemeanor	2015	33	13	15	7	26	23	27	26	11	17	20	11	170			229
	2016	29	8	16	22	25	4	13	17	-	-	-	-	134	-21.2%	▼	134
Non-Capital Felonies and Related Matters	2015	108	38	74	77	60	52	63	55	74	48	38	41	527			728
	2016	76	97	78	118	67	42	37	58	-	-	-	-	573	8.7%	▲	573
Other	2015	1	1	4	-	-	1	2	-	1	1	1	1	9			13
	2016	-	2	4	5	1	-	1	1	-	-	-	-	14	55.6%	▲	14
Other Criminally Related Matters	2015	1	-	1	1	8	3	5	1	11	-	3	1	20			35
	2016	56	1	-	3	2	-	-	-	-	-	-	-	62	210.0%	▲	62
Probates/Wills and Trusts - Lev	2016	-	-	-	-	1	-	-	-	-	-	-	-	1			1
Probates/Wills and Trusts - Level 2	2015	-	2	1	1	1	1	-	-	-	1	-	-	6			7
	2016	1	-	-	1	1	-	-	1	-	-	-	-	4	-33.3%	▼	4
Protective Orders	2015	1	-	-	-	-	-	-	-	-	-	-	-	1			1
Uncontested Divorce	2015	3	8	6	4	8	7	8	6	3	5	8	7	50			73
	2016	2	16	6	2	11	6	5	8	-	-	-	-	56	12.0%	▲	56

Court: Rockingham Circuit

Start/End Date: Jan-15 / Aug-16

2015 Average Month: 591

Jan-Aug 2015: 4,581

Filings Trending: ▲

Circuit/Court ID: 26

226165


Type of Case: Filings

2016 Average Month:587

Jan-Aug 2016 : 4,698

Overall AVG. Month: 590

Monthly Summary



Jan 15-Aug 16

Totals

	2015	2016
Civil	1,625	1,120
Criminal	3,033	1,909
Other	2,436	1,669
Total	7,094	4,698

Jan --- Aug Filings

4,581

2015

4,698

2016

Jan --- Aug Filings

	2015	2016	% Change	Trending
Civil	1,054	1,120	6.3%	▲
Criminal	2,165	1,909	-11.8%	▼
Other	1,362	1,669	22.5%	▲
Total	4,581	4,698	2.6%	▲

	Jan	Feb	Mar	Apr	May	Jun	Jul	Aug	Sep	Oct	Nov	Dec	Thru Aug	% Change	Trending	Total
2015	515	588	584	557	647	621	538	531	470	571	523	949	4,581			7,094
2016	566	644	639	574	529	595	613	538	-	-	-	-	4,698	2.6%	▲	4,698

		Jan	Feb	Mar	Apr	May	Jun	Jul	Aug	Sep	Oct	Nov	Dec	Thru Aug	% Change	Trending	Total
Administrative Law	2015	-	1	-	1	-	-	3	1	-	1	1	1	6			9
	2016	-	2	1	1	-	-	-	1	-	-	-	-	5	-16.7%	▼	5
Capital Murder	2015	-	-	-	4	-	-	-	-	-	-	-	-	4			4
	2016	-	-	-	1	-	-	-	-	-	-	-	-	1	-75.0%	▼	1
Contested Divorce	2015	12	10	18	9	22	11	14	16	12	14	18	9	112			165
	2016	10	18	16	9	9	20	15	17	-	-	-	-	114	1.8%	▲	114
Domestic and Family - Level 1	2015	6	2	5	3	3	9	20	6	5	15	19	6	54			99
	2016	8	7	4	3	9	44	9	1	-	-	-	-	85	57.4%	▲	85
Domestic and Family - Level 2	2015	5	1	14	4	15	17	3	5	8	18	19	5	64			114
	2016	9	4	3	20	5	6	4	7	-	-	-	-	58	-9.4%	▼	58
General Civil - Level 1	2015	2	2	-	1	2	1	1	1	2	-	-	-	10			12
	2016	1	-	1	-	-	1	1	3	-	-	-	-	7	-30.0%	▼	7
General Civil - Level 2	2015	13	14	9	11	10	17	11	12	18	5	22	9	97			151
	2016	12	11	19	19	17	13	12	27	-	-	-	-	130	34.0%	▲	130
General Civil - Level 3	2015	3	3	10	7	7	7	1	4	7	1	11	5	42			66
	2016	5	7	4	1	6	6	4	9	-	-	-	-	42	0.0%	↔	42
Miscellaneous	2015	147	198	164	156	152	135	148	131	166	176	141	415	1,231			2,129
	2016	241	255	221	163	125	182	164	180	-	-	-	-	1,531	24.4%	▲	1,531
Misdemeanor	2015	43	43	56	41	64	74	37	47	35	35	39	51	405			565
	2016	27	62	65	46	44	49	55	27	-	-	-	-	375	-7.4%	▼	375
Non-Capital Felonies and Related Matters	2015	170	212	211	224	250	254	184	203	134	198	148	203	1,708			2,391
	2016	150	172	202	204	206	166	231	143	-	-	-	-	1,474	-13.7%	▼	1,474
Other	2015	77	67	55	67	51	66	71	65	56	74	77	219	519			945
	2016	68	70	59	66	65	64	76	64	-	-	-	-	532	2.5%	▲	532
Other Criminally Related Matters	2015	3	7	8	6	10	7	3	6	3	8	6	9	50			76
	2016	9	10	4	6	2	7	8	16	-	-	-	-	62	24.0%	▲	62
Probates/Wills and Trusts - Level 1	2015	-	-	-	-	-	1	-	1	-	-	1	-	2			3
	2016	-	-	-	1	-	2	-	1	-	-	-	-	4	100.0%	▲	4
Probates/Wills and Trusts - Level 2	2015	8	1	1	4	2	1	1	3	-	5	2	-	21			28
	2016	1	2	5	2	4	1	-	3	-	-	-	-	18	-14.3%	▼	18
Protective Orders	2015	-	1	3	1	5	-	1	-	-	-	2	-	11			13
	2016	-	-	-	2	1	4	3	1	-	-	-	-	11	0.0%	↔	11
Uncontested Divorce	2015	26	26	30	18	54	21	40	30	24	21	17	17	245			324
	2016	25	24	35	30	36	30	31	38	-	-	-	-	249	1.6%	▲	249

Court: Shenandoah Circuit

Start/End Date: Jan-15 / Aug-16

2015 Average Month: 265

Jan-Aug 2015: 2,001

Filings Trending: ▲

Circuit/Court ID: 26

226171


Type of Case: Filings

2016 Average Month: 291

Jan-Aug 2016 : 2,331

Overall AVG. Month: 275

Monthly Summary

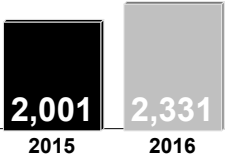


Jan 15-Aug 16

Totals

	2015	2016
Civil	425	323
Criminal	1,351	938
Other	1,402	1,070
Total	3,178	2,331

Jan --- Aug Filings



2,001 2015 2,331 2016

Jan --- Aug Filings

	2015	2016	% Change	Trending
Civil	279	323	15.8%	▲
Criminal	885	938	6.0%	▲
Other	837	1,070	27.8%	▲
Total	2,001	2,331	16.5%	▲

	Jan	Feb	Mar	Apr	May	Jun	Jul	Aug	Sep	Oct	Nov	Dec	Thru Aug	% Change	Trending	Total
2015	260	303	265	302	141	259	208	263	243	323	164	447	2,001			3,178
2016	345	244	333	323	280	273	314	219	-	-	-	-	2,331	16.5%	▲	2,331

		Jan	Feb	Mar	Apr	May	Jun	Jul	Aug	Sep	Oct	Nov	Dec	Thru Aug	% Change	Trending	Total
Administrative Law	2015	-	-	-	-	1	-	1	-	-	-	-	-	2			2
	2016	-	-	-	-	-	1	-	-	-	-	-	-	1	-50.0%	▼	1
Contested Divorce	2015	-	-	5	7	6	7	6	2	3	2	5	2	33			45
	2016	3	4	1	6	3	1	7	5	-	-	-	-	30	-9.1%	▼	30
Domestic and Family - Level 1	2015	6	3	2	9	2	4	3	12	8	2	4	1	41			56
	2016	6	-	6	6	1	-	-	5	-	-	-	-	24	-41.5%	▼	24
Domestic and Family - Level 2	2015	2	2	-	2	1	4	1	1	1	-	-	1	13			15
	2016	-	3	2	4	-	2	-	-	-	-	-	-	11	-15.4%	▼	11
General Civil - Level 1	2015	-	-	1	-	-	-	-	-	2	-	-	-	1			3
	2016	-	-	1	-	-	-	-	-	-	-	-	-	1	0.0%	↔	1
General Civil - Level 2	2015	1	4	3	2	3	4	2	2	5	1	3	3	21			33
	2016	3	1	9	2	2	4	10	4	-	-	-	-	35	66.7%	▲	35
General Civil - Level 3	2015	2	-	3	2	2	1	-	2	3	-	2	1	12			18
	2016	2	-	-	1	-	2	3	6	-	-	-	-	14	16.7%	▲	14
Miscellaneous	2015	73	54	85	66	52	75	64	84	76	71	93	142	553			935
	2016	116	103	120	82	81	78	97	85	-	-	-	-	762	37.8%	▲	762
Misdemeanor	2015	17	45	35	16	8	17	15	19	24	122	9	38	172			365
	2016	27	23	18	17	42	40	18	35	-	-	-	-	220	27.9%	▲	220
Non-Capital Felonies and Related Matters	2015	110	90	99	128	34	95	74	42	73	79	8	98	672			930
	2016	99	71	74	147	87	68	108	49	-	-	-	-	703	4.6%	▲	703
Other	2015	38	91	22	53	27	42	33	70	39	29	23	148	376			615
	2016	80	28	86	39	55	66	56	16	-	-	-	-	426	13.3%	▲	426
Other Criminally Related Matters	2015	1	8	1	5	2	5	-	19	-	10	2	3	41			56
	2016	-	1	6	4	-	1	3	1	-	-	-	-	16	-61.0%	▼	16
Probates/Wills and Trusts - Lev	2016	1	1	1	-	-	-	-	-	-	-	-	-	3			3
Probates/Wills and Trusts - Level 2	2015	-	1	-	1	-	-	3	-	-	-	-	2	5			7
	2016	1	1	2	3	1	-	-	2	-	-	-	-	10	100.0%	▲	10
Uncontested Divorce	2015	10	5	9	11	3	5	6	10	9	7	15	8	59			98
	2016	7	8	7	12	8	10	12	11	-	-	-	-	75	27.1%	▲	75

Court: Warren Circuit

Start/End Date: Jan-15 / Aug-16

2015 Average Month: 264

Jan-Aug 2015: 1,966

Filings Trending: ▲

Circuit/Court ID: 26

226187


Type of Case: Filings

2016 Average Month:270

Jan-Aug 2016 : 2,161

Overall AVG. Month: 266

Monthly Summary



Jan 15-Aug 16

Totals

	2015	2016
Civil	676	511
Criminal	1,248	791
Other	1,242	859
Total	3,166	2,161

Jan --- Aug Filings

1,966

2015

2,161

2016

Jan --- Aug Filings

	2015	2016	% Change	Trending
Civil	466	511	9.7%	▲
Criminal	779	791	1.5%	▲
Other	721	859	19.1%	▲
Total	1,966	2,161	9.9%	▲

	Jan	Feb	Mar	Apr	May	Jun	Jul	Aug	Sep	Oct	Nov	Dec	Thru Aug	% Change	Trending	Total
2015	232	268	224	358	221	198	251	214	255	248	245	452	1,966			3,166
2016	247	271	355	265	226	302	259	236	-	-	-	-	2,161	9.9%	▲	2,161

		Jan	Feb	Mar	Apr	May	Jun	Jul	Aug	Sep	Oct	Nov	Dec	Thru Aug	% Change	Trending	Total
Administrative Law	2015	-	-	-	-	1	-	-	-	-	-	-	-	1			1
	2016	-	-	-	-	-	-	-	1	-	-	-	-	1	0.0%	↔	1
Contested Divorce	2015	6	8	14	10	9	10	8	12	8	10	6	6	77			107
	2016	7	8	7	12	4	6	8	10	-	-	-	-	62	-19.5%	▼	62
Domestic and Family - Level 1	2015	1	1	6	5	11	11	4	9	18	12	4	2	48			84
	2016	-	21	2	3	1	6	7	2	-	-	-	-	42	-12.5%	▼	42
Domestic and Family - Level 2	2015	-	-	12	2	4	2	1	5	-	2	5	1	26			34
	2016	1	1	-	-	5	-	1	4	-	-	-	-	12	-53.8%	▼	12
General Civil - Level 1	2015	-	-	-	-	-	-	-	1	-	-	-	-	1			1
	2016	-	1	-	-	-	1	-	1	-	-	-	-	3	200.0%	▲	3
General Civil - Level 2	2015	1	6	6	8	8	4	4	2	3	5	3	6	39			56
	2016	2	15	5	7	7	13	4	5	-	-	-	-	58	48.7%	▲	58
General Civil - Level 3	2015	1	-	2	3	3	3	1	-	1	1	1	-	13			16
	2016	2	5	3	3	2	3	1	2	-	-	-	-	21	61.5%	▲	21
Miscellaneous	2015	77	66	73	60	53	55	74	64	54	72	88	162	522			898
	2016	108	108	117	87	69	90	83	73	-	-	-	-	735	40.8%	▲	735
Misdemeanor	2015	15	11	14	29	18	14	22	27	20	16	15	22	150			223
	2016	16	8	34	18	13	22	21	24	-	-	-	-	156	4.0%	▲	156
Non-Capital Felonies and Related Matters	2015	83	75	24	162	68	47	76	46	103	74	71	136	581			965
	2016	42	37	120	57	75	78	97	74	-	-	-	-	580	-0.2%	▼	580
Other	2015	25	72	42	46	28	32	34	16	29	43	26	99	295			492
	2016	50	40	37	54	24	35	3	1	-	-	-	-	244	-17.3%	▼	244
Other Criminally Related Matters	2015	10	5	13	4	1	4	6	5	4	-	7	1	48			60
	2016	2	3	6	2	6	9	12	15	-	-	-	-	55	14.6%	▲	55
Probates/Wills and Trusts - Lev	2015	-	-	-	-	-	-	-	-	1	-	-	-	0			1
Probates/Wills and Trusts - Level 2	2015	2	-	-	1	-	-	1	-	-	-	-	-	4	0.0%	↔	4
	2016	-	-	-	1	1	1	-	1	-	-	-	-	4	0.0%	↔	4
Protective Orders	2015	1	4	-	-	1	1	2	1	1	-	1	1	10			13
	2016	-	1	2	-	1	1	-	1	-	-	-	-	6	-40.0%	▼	6
Uncontested Divorce	2015	10	20	18	28	16	15	18	26	13	13	18	16	151			211
	2016	17	23	22	21	18	37	22	22	-	-	-	-	182	20.5%	▲	182

Court: Winchester Circuit

Start/End Date: Jan-15 / Aug-16

2015 Average Month: 222

Jan-Aug 2015: 1,909

Filings Trending: ▼

Circuit/Court ID: 26

226840


Type of Case: Filings

2016 Average Month: 196

Jan-Aug 2016 : 1,565

Overall AVG. Month: 211

Monthly Summary



Jan 15-Aug 16

Totals

	2015	2016
Civil	466	299
Criminal	1,948	1,101
Other	249	165
Total	2,663	1,565

Jan --- Aug Filings

1,909

2015

1,565

2016

Jan --- Aug Filings

	2015	2016	% Change	Trending
Civil	336	299	-11.0%	▼
Criminal	1,421	1,101	-22.5%	▼
Other	152	165	8.6%	▲
Total	1,909	1,565	-18.0%	▼

	Jan	Feb	Mar	Apr	May	Jun	Jul	Aug	Sep	Oct	Nov	Dec	Thru Aug	% Change	Trending	Total
2015	200	277	250	213	230	259	263	217	213	189	134	218	1,909			2,663
2016	197	215	213	186	134	199	192	229	-	-	-	-	1,565	-18.0%	▼	1,565

		Jan	Feb	Mar	Apr	May	Jun	Jul	Aug	Sep	Oct	Nov	Dec	Thru Aug	% Change	Trending	Total
Administrative Law	2015	-	-	-	-	-	1	-	-	-	-	-	1	1			2
	2016	1	-	2	-	-	-	1	-	-	-	-	-	4	300.0%	▲	4
Contested Divorce	2015	4	5	5	5	-	6	2	4	6	3	2	-	31			42
	2016	2	5	1	2	2	4	2	2	-	-	-	-	20	-35.5%	▼	20
Domestic and Family - Level 1	2015	4	-	-	-	5	13	4	4	3	-	6	2	30			41
	2016	1	1	11	8	4	8	13	3	-	-	-	-	49	63.3%	▲	49
Domestic and Family - Level 2	2015	3	-	2	3	1	3	4	-	5	3	-	1	16			25
	2016	-	-	5	3	-	3	-	4	-	-	-	-	15	-6.3%	▼	15
General Civil - Level 1	2015	1	1	1	1	-	-	1	1	1	1	2	2	6			12
	2016	-	1	1	-	-	1	2	-	-	-	-	-	5	-16.7%	▼	5
General Civil - Level 2	2015	5	-	20	4	4	3	8	4	3	6	2	3	48			62
	2016	3	4	3	4	7	7	4	4	-	-	-	-	36	-25.0%	▼	36
General Civil - Level 3	2015	6	1	3	6	2	3	1	-	1	3	1	3	22			30
	2016	1	2	2	-	2	1	2	2	-	-	-	-	12	-45.5%	▼	12
Miscellaneous	2015	22	37	28	27	28	25	29	29	30	21	35	50	225			361
	2016	40	35	28	27	24	35	34	36	-	-	-	-	259	15.1%	▲	259
Misdemeanor	2015	31	46	43	40	46	46	37	37	26	30	16	43	326			441
	2016	41	25	38	19	10	28	41	22	-	-	-	-	224	-31.3%	▼	224
Non-Capital Felonies and Related Matters	2015	100	172	135	112	127	137	160	120	123	113	59	108	1,063			1,466
	2016	102	130	109	116	79	102	86	137	-	-	-	-	861	-19.0%	▼	861
Other	2015	3	2	3	2	2	3	1	-	3	2	2	-	16			23
	2016	2	-	2	-	-	-	1	1	-	-	-	-	6	-62.5%	▼	6
Other Criminally Related Matters	2015	6	2	4	3	4	7	2	5	4	-	1	4	33			42
	2016	1	3	2	1	2	2	1	5	-	-	-	-	17	-48.5%	▼	17
Probates/Wills and Trusts - Lev	2015	-	1	-	-	-	-	-	-	-	-	-	-	1			1
Probates/Wills and Trusts - Level 2	2015	1	-	1	-	1	2	2	3	-	2	1	-	10			13
	2016	-	2	1	1	-	-	1	1	-	-	-	-	6	-40.0%	▼	6
Protective Orders	2015	-	-	-	-	-	-	-	-	1	-	-	-	0			1
Uncontested Divorce	2015	14	10	5	10	10	10	12	10	7	5	7	1	81	0.0%	↔	101
	2016	3	7	8	5	4	8	4	12	-	-	-	-	51	-37.0%	▼	51

Court: Bland Circuit

Start/End Date: Jan-15 / Aug-16

2015 Average Month: 29

Jan-Aug 2015: 201

Filings Trending: ▲

Circuit/Court ID: 27

227021


Type of Case: Filings

2016 Average Month:45

Jan-Aug 2016 : 358

Overall AVG. Month: 35

Monthly Summary



Jan 15-Aug 16

Totals

	2015	2016
Civil	76	60
Criminal	54	109
Other	212	189
Total	342	358

Jan --- Aug Filings

201

2015

358

2016

Jan --- Aug Filings

	2015	2016	% Change	Trending
Civil	48	60	25.0%	▲
Criminal	40	109	172.5%	▲
Other	113	189	67.3%	▲
Total	201	358	78.1%	▲

	Jan	Feb	Mar	Apr	May	Jun	Jul	Aug	Sep	Oct	Nov	Dec	Thru Aug	% Change	Trending	Total
2015	20	32	29	24	28	19	23	26	30	38	26	47	201			342
2016	58	63	51	32	46	44	33	31	-	-	-	-	358	78.1%	▲	358

		Jan	Feb	Mar	Apr	May	Jun	Jul	Aug	Sep	Oct	Nov	Dec	Thru Aug	% Change	Trending	Total
Administrative Law	2016	-	1	-	-	-	-	-	-	-	-	-	-	1			1
Contested Divorce	2015	2	1	1	2	-	-	1	2	1	-	-	-	9			10
	2016	-	2	1	-	1	1	-	1	-	-	-	-	6	-33.3%	▼	6
Domestic and Family - Level 1	2015	-	-	-	3	-	1	-	2	-	-	2	1	6			9
	2016	1	-	-	1	-	-	2	-	-	-	-	-	4	-33.3%	▼	4
Domestic and Family - Level 2	2015	-	-	1	-	2	-	-	-	1	-	-	-	3			4
General Civil - Level 1	2016	-	-	-	-	-	-	1	-	-	-	-	-	1			1
General Civil - Level 2	2015	-	1	-	2	-	-	-	-	-	-	-	-	3			3
	2016	1	1	-	-	2	2	3	-	-	-	-	-	9	200.0%	▲	9
General Civil - Level 3	2015	1	-	-	-	1	1	1	-	-	1	1	1	4			7
	2016	-	1	-	-	1	-	-	-	-	-	-	-	2	-50.0%	▼	2
Miscellaneous	2015	13	23	22	12	15	10	12	14	17	30	19	41	121			228
	2016	44	39	33	27	10	17	17	17	-	-	-	-	204	68.6%	▲	204
Misdemeanor	2015	-	3	-	1	-	-	1	1	-	1	1	-	6			8
	2016	-	-	1	-	2	1	3	2	-	-	-	-	9	50.0%	▲	9
Non-Capital Felonies and Related Matters	2015	2	1	4	2	8	3	6	4	6	2	-	2	30			40
	2016	10	15	12	4	29	17	5	6	-	-	-	-	98	226.7%	▲	98
Other	2015	-	-	-	-	-	1	-	-	-	-	-	-	1			1
	2016	-	1	-	-	-	2	-	-	-	-	-	-	3	200.0%	▲	3
Other Criminally Related Matters	2015	-	1	-	-	1	-	-	2	-	1	1	-	4			6
	2016	-	-	-	-	-	-	-	3	-	-	-	-	3	-25.0%	▼	3
Probates/Wills and Trusts - Lev	2015	-	-	1	-	-	-	-	-	1	-	-	1	1			3
Uncontested Divorce	2015	2	2	-	2	1	3	2	1	4	3	2	1	13			23
	2016	2	3	4	-	1	4	2	2	-	-	-	-	18	38.5%	▲	18

Court: Carroll Circuit

Start/End Date: Jan-15 / Aug-16

2015 Average Month: 227

Jan-Aug 2015: 1,704

Filings Trending: ▲

Circuit/Court ID: 27

227035


Type of Case: Filings

2016 Average Month: 261

Jan-Aug 2016 : 2,091

Overall AVG. Month: 241

Monthly Summary




Jan 15-Aug 16

Totals

	2015	2016
Civil	436	334
Criminal	1,071	899
Other	1,213	858
Total	2,720	2,091

Jan --- Aug Filings



20152016

Jan --- Aug Filings

	2015	2016	% Change	Trending
Civil	303	334	10.2%	▲
Criminal	668	899	34.6%	▲
Other	733	858	17.1%	▲
Total	1,704	2,091	22.7%	▲

	Jan	Feb	Mar	Apr	May	Jun	Jul	Aug	Sep	Oct	Nov	Dec	Thru Aug	% Change	Trending	Total
2015	195	190	318	191	181	203	224	202	271	224	163	358	1,704			2,720
2016	302	247	291	252	223	318	214	244	-	-	-	-	2,091	22.7%	▲	2,091

		Jan	Feb	Mar	Apr	May	Jun	Jul	Aug	Sep	Oct	Nov	Dec	Thru Aug	% Change	Trending	Total
Administrative Law	2015	-	1	-	-	1	-	-	-	-	-	-	-	2			2
	2016	-	-	-	-	-	1	-	-	-	-	-	-	1	-50.0%	▼	1
Contested Divorce	2015	1	5	5	4	8	2	7	2	3	3	3	6	34			49
	2016	4	4	3	5	5	4	1	5	-	-	-	-	31	-8.8%	▼	31
Domestic and Family - Level 1	2015	-	-	1	5	1	5	-	-	8	5	1	1	12			27
	2016	1	13	3	4	19	-	3	6	-	-	-	-	49	308.3%	▲	49
Domestic and Family - Level 2	2015	1	2	4	-	1	1	1	-	-	2	1	1	10			14
	2016	2	2	2	2	1	1	2	4	-	-	-	-	16	60.0%	▲	16
General Civil - Level 1	2015	-	-	1	-	-	-	-	-	-	-	-	-	1			1
	2016	-	-	-	1	1	-	1	-	-	-	-	-	3	200.0%	▲	3
General Civil - Level 2	2015	3	2	14	4	11	6	7	3	3	2	2	4	50			61
	2016	3	-	8	2	2	5	4	2	-	-	-	-	26	-48.0%	▼	26
General Civil - Level 3	2015	-	-	4	1	3	1	1	2	3	3	2	4	12			24
	2016	1	1	4	3	3	7	-	5	-	-	-	-	24	100.0%	▲	24
Miscellaneous	2015	88	74	105	90	45	70	96	85	91	84	58	140	653			1,026
	2016	130	119	122	110	68	79	90	82	-	-	-	-	800	22.5%	▲	800
Misdemeanor	2015	11	11	19	10	7	13	9	21	10	19	19	6	101			155
	2016	20	7	6	21	9	17	13	9	-	-	-	-	102	1.0%	▲	102
Non-Capital Felonies and Related Matters	2015	52	54	102	40	63	62	57	56	116	65	54	74	486			795
	2016	96	57	101	69	74	158	70	83	-	-	-	-	708	45.7%	▲	708
Other	2015	19	23	27	21	21	29	24	20	21	15	10	99	184			329
	2016	27	30	20	16	13	16	20	20	-	-	-	-	162	-12.0%	▼	162
Other Criminally Related Matters	2015	12	3	23	5	8	11	14	5	7	11	8	14	81			121
	2016	11	5	8	10	16	18	3	19	-	-	-	-	90	11.1%	▲	90
Probates/Wills and Trusts - Lev	2015	-	-	-	2	-	1	-	-	1	-	-	-	3			4
Probates/Wills and Trusts - Level 2	2015	2	3	1	2	2	-	-	4	1	4	-	3	14			22
	2016	2	1	2	1	2	5	2	3	-	-	-	-	18	28.6%	▲	18
Protective Orders	2015	-	1	-	-	-	-	-	-	-	-	-	-	1			1
Uncontested Divorce	2015	6	11	12	7	10	2	8	4	7	11	5	6	60			89
	2016	5	8	12	8	10	7	5	6	-	-	-	-	61	1.7%	▲	61

Court: Floyd Circuit

Start/End Date: Jan-15 / Aug-16

2015 Average Month: 76

Jan-Aug 2015: 543

Filings Trending: ▲

Circuit/Court ID: 27

227063


Type of Case: Filings

2016 Average Month:75

Jan-Aug 2016 : 597

Overall AVG. Month: 75

Monthly Summary



Jan 15-Aug 16

Totals

	2015	2016
Civil	209	113
Criminal	331	178
Other	368	306
Total	908	597

Jan --- Aug Filings

543

2015

597

2016

Jan --- Aug Filings

	2015	2016	% Change	Trending
Civil	139	113	-18.7%	▼
Criminal	208	178	-14.4%	▼
Other	196	306	56.1%	▲
Total	543	597	9.9%	▲

	Jan	Feb	Mar	Apr	May	Jun	Jul	Aug	Sep	Oct	Nov	Dec	Thru Aug	% Change	Trending	Total
2015	52	61	119	55	48	105	39	64	106	68	67	124	543			908
2016	79	76	81	59	51	104	60	87	-	-	-	-	597	9.9%	▲	597

		Jan	Feb	Mar	Apr	May	Jun	Jul	Aug	Sep	Oct	Nov	Dec	Thru Aug	% Change	Trending	Total
Contested Divorce	2015	1	-	4	3	1	2	-	1	5	-	-	2	12			19
	2016	2	-	2	-	-	-	1	2	-	-	-	-	7	-41.7%	▼	7
Domestic and Family - Level 1	2015	-	-	-	6	1	2	-	-	-	-	13	2	9			24
	2016	4	1	-	1	2	-	-	1	-	-	-	-	9	0.0%	↔	9
Domestic and Family - Level 2	2015	-	-	-	2	1	-	-	-	-	-	-	-	3			3
	2016	-	-	-	-	1	-	1	1	-	-	-	-	3	0.0%	↔	3
General Civil - Level 1	2015	1	1	-	-	-	-	-	-	-	-	-	-	2			2
	2016	-	-	1	1	-	-	1	-	-	-	-	-	3	50.0%	▲	3
General Civil - Level 2	2015	-	1	-	1	-	-	1	3	1	1	2	2	6			12
	2016	1	1	1	-	1	4	3	1	-	-	-	-	12	100.0%	▲	12
General Civil - Level 3	2015	2	1	1	3	1	-	2	4	2	-	1	3	14			20
	2016	2	1	-	-	4	3	3	1	-	-	-	-	14	0.0%	↔	14
Miscellaneous	2015	29	43	33	27	25	31	27	23	38	46	33	76	238			431
	2016	62	66	47	37	24	42	26	47	-	-	-	-	351	47.5%	▲	351
Misdemeanor	2015	1	-	5	-	4	3	1	3	11	4	1	2	17			35
	2016	5	2	2	11	3	6	11	11	-	-	-	-	51	200.0%	▲	51
Non-Capital Felonies and Related Matters	2015	8	4	71	10	9	60	2	17	44	11	7	34	181			277
	2016	2	2	26	2	13	39	8	21	-	-	-	-	113	-37.6%	▼	113
Other Criminally Related Matters	2015	-	4	-	-	1	-	-	5	-	-	9	-	10			19
	2016	-	2	-	1	-	7	3	1	-	-	-	-	14	40.0%	▲	14
Probates/Wills and Trusts - Lev	2015	-	-	-	-	-	-	-	-	1	-	-	-	0			1
Probates/Wills and Trusts - Level 2	2015	3	-	2	1	-	-	-	3	-	1	-	1	9	0.0%	↔	11
	2016	-	1	1	-	-	-	2	-	-	-	-	-	4	-55.6%	▼	4
Uncontested Divorce	2015	7	7	3	2	5	7	6	5	4	5	1	2	42			54
	2016	1	-	1	6	3	3	1	1	-	-	-	-	16	-61.9%	▼	16

Court: Giles Circuit

Start/End Date: Jan-15 / Aug-16

2015 Average Month: 116

Jan-Aug 2015: 819

Filings Trending: ↔

Circuit/Court ID: 27

227071


Type of Case: Filings

2016 Average Month:105

Jan-Aug 2016 : 839

Overall AVG. Month: 112

Monthly Summary



Jan 15-Aug 16

Totals

	2015	2016
Civil	203	143
Criminal	793	348
Other	401	348
Total	1,397	839

Jan --- Aug Filings

819

839

2015

2016

Jan --- Aug Filings

	2015	2016	% Change	Trending
Civil	149	143	-4.0%	▼
Criminal	425	348	-18.1%	▼
Other	245	348	42.0%	▲
Total	819	839	2.4%	▲

	Jan	Feb	Mar	Apr	May	Jun	Jul	Aug	Sep	Oct	Nov	Dec	Thru Aug	% Change	Trending	Total
2015	106	96	119	115	84	89	88	122	226	117	88	147	819			1,397
2016	129	114	118	91	79	92	119	97	-	-	-	-	839	2.4%	▲	839

		Jan	Feb	Mar	Apr	May	Jun	Jul	Aug	Sep	Oct	Nov	Dec	Thru Aug	% Change	Trending	Total
Contested Divorce	2015	3	-	2	1	2	2	2	1	2	1	1	1	13			18
	2016	-	4	1	3	2	1	3	1	-	-	-	-	15	15.4%	▲	15
Domestic and Family - Level 1	2015	10	16	1	1	1	3	8	5	5	-	2	5	45			57
	2016	-	7	14	4	2	1	2	-	-	-	-	-	30	-33.3%	▼	30
Domestic and Family - Level 2	2015	-	-	6	-	5	-	-	-	-	1	-	-	11			12
	2016	6	2	1	1	-	1	-	-	-	-	-	-	11	0.0%	↔	11
General Civil - Level 2	2015	1	2	-	3	-	2	1	-	2	4	3	2	9			20
	2016	-	-	1	2	-	1	1	2	-	-	-	-	7	-22.2%	▼	7
General Civil - Level 3	2015	-	1	-	1	-	-	-	2	-	1	1	1	4			7
	2016	1	-	1	2	1	1	-	-	-	-	-	-	6	50.0%	▲	6
Infraction/ Civil Violation	2015	-	-	1	-	-	-	-	-	-	-	-	-	1			1
Miscellaneous	2015	28	31	43	40	24	28	31	36	33	35	27	69	261			425
	2016	55	63	55	43	30	38	40	47	-	-	-	-	371	42.1%	▲	371
Misdemeanor	2015	9	9	10	6	10	6	5	19	23	13	10	7	74			127
	2016	17	23	16	7	13	7	8	8	-	-	-	-	99	33.8%	▲	99
Non-Capital Felonies and Related Matters	2015	50	26	47	42	34	34	32	47	151	52	26	55	312			596
	2016	38	9	22	25	25	38	58	22	-	-	-	-	237	-24.0%	▼	237
Other	2015	-	-	-	-	1	-	-	-	-	-	-	-	1			1
Other Criminally Related Matters	2015	1	5	1	16	-	8	1	8	5	9	17	-	40			71
	2016	2	1	-	1	-	3	-	5	-	-	-	-	12	-70.0%	▼	12
Probates/Wills and Trusts - Lev	2016	-	-	-	-	1	-	-	-	-	-	-	-	1			1
Probates/Wills and Trusts - Level 2	2015	1	3	-	-	1	1	2	1	-	-	-	1	9			10
	2016	3	1	2	-	-	-	-	4	-	-	-	-	10	11.1%	▲	10
Protective Orders	2015	-	1	-	-	-	-	-	1	1	-	-	-	2			3
	2016	4	1	-	-	-	-	-	2	-	-	-	-	7	250.0%	▲	7
Uncontested Divorce	2015	3	2	8	5	6	5	6	2	4	1	1	6	37			49
	2016	3	3	5	3	5	1	7	6	-	-	-	-	33	-10.8%	▼	33

Court: Grayson Circuit

Start/End Date: Jan-15 / Aug-16

2015 Average Month: 112

Jan-Aug 2015: 890

Filings Trending: ▲

Circuit/Court ID: 27

227077

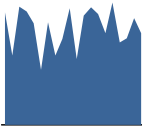
Type of Case: Filings

2016 Average Month:122

Jan-Aug 2016 : 972

Overall AVG. Month: 116

Monthly Summary



Jan 15-Aug 16

Totals

	2015	2016
Civil	263	126
Criminal	524	396
Other	556	450
Total	1,343	972

Jan --- Aug Filings

890

2015

972

2016

Jan --- Aug Filings

	2015	2016	% Change	Trending
Civil	161	126	-21.7%	▼
Criminal	394	396	0.5%	▲
Other	335	450	34.3%	▲
Total	890	972	9.2%	▲

	Jan	Feb	Mar	Apr	May	Jun	Jul	Aug	Sep	Oct	Nov	Dec	Thru Aug	% Change	Trending	Total
2015	135	83	142	136	122	66	123	83	103	140	79	131	890			1,343
2016	141	133	110	147	99	104	128	110	-	-	-	-	972	9.2%	▲	972

		Jan	Feb	Mar	Apr	May	Jun	Jul	Aug	Sep	Oct	Nov	Dec	Thru Aug	% Change	Trending	Total
Contested Divorce	2015	2	2	4	3	3	1	5	3	3	3	-	1	23			30
	2016	-	2	5	3	1	3	2	-	-	-	-	-	16	-30.4%	▼	16
Domestic and Family - Level 1	2015	2	-	7	6	5	-	-	-	2	14	20	1	20			57
	2016	-	-	-	1	1	-	-	-	-	-	-	-	2	-90.0%	▼	2
Domestic and Family - Level 2	2015	-	-	-	-	-	-	2	-	-	-	-	-	2			2
	2016	-	-	1	1	1	1	-	-	-	-	-	-	4	100.0%	▲	4
General Civil - Level 1	2015	-	-	2	-	-	-	-	-	-	-	-	-	2			2
General Civil - Level 2	2015	4	1	2	3	3	3	1	4	2	3	1	5	21			32
	2016	2	2	-	3	-	3	3	-	-	-	-	-	13	-38.1%	▼	13
General Civil - Level 3	2015	-	2	-	1	-	-	1	5	1	2	4	1	9			17
	2016	1	2	-	2	-	4	2	-	-	-	-	-	11	22.2%	▲	11
Miscellaneous	2015	43	48	69	63	36	36	32	33	73	44	34	88	360			599
	2016	92	76	61	51	33	55	52	54	-	-	-	-	474	31.7%	▲	474
Misdemeanor	2015	5	12	6	6	21	5	9	8	3	12	5	12	72			104
	2016	8	10	15	18	13	6	10	17	-	-	-	-	97	34.7%	▲	97
Non-Capital Felonies and Related Matters	2015	71	11	41	49	45	11	66	18	11	55	12	21	312			411
	2016	32	30	21	57	41	24	55	29	-	-	-	-	289	-7.4%	▼	289
Other	2015	-	-	-	1	2	1	1	2	2	1	-	-	7			10
	2016	1	2	-	1	4	3	-	6	-	-	-	-	17	142.9%	▲	17
Other Criminally Related Matters	2015	-	1	3	1	-	1	4	1	-	1	-	-	11			12
	2016	-	5	1	2	2	-	1	2	-	-	-	-	13	18.2%	▲	13
Probates/Wills and Trusts - Lev	2016	-	-	-	-	-	-	1	-	-	-	-	-	1			1
Probates/Wills and Trusts - Level 2	2015	1	-	3	-	-	1	-	-	1	2	-	-	5			8
	2016	1	-	1	1	-	1	-	-	-	-	-	-	4	-20.0%	▼	4
Protective Orders	2015	-	1	-	-	2	-	-	1	-	-	-	-	4			4
	2016	-	1	1	1	-	-	-	1	-	-	-	-	4	0.0%	↔	4
Uncontested Divorce	2015	7	5	5	3	5	7	2	8	5	3	3	2	42			55
	2016	4	3	4	6	3	4	2	1	-	-	-	-	27	-35.7%	▼	27

Court: Montgomery Circuit

Start/End Date: Jan-15 / Aug-16

2015 Average Month: 407

Jan-Aug 2015: 3,066

Filings Trending: ▲

Circuit/Court ID: 27

227121


Type of Case: Filings

2016 Average Month:455

Jan-Aug 2016 : 3,643

Overall AVG. Month: 426

Monthly Summary

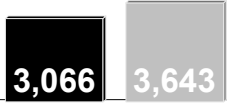


Jan 15-Aug 16

Totals

	2015	2016
Civil	1,071	692
Criminal	1,660	1,480
Other	2,151	1,471
Total	4,882	3,643

Jan --- Aug Filings



20152016

Jan --- Aug Filings

	2015	2016	% Change	Trending
Civil	735	692	-5.9%	▼
Criminal	1,074	1,480	37.8%	▲
Other	1,257	1,471	17.0%	▲
Total	3,066	3,643	18.8%	▲

	Jan	Feb	Mar	Apr	May	Jun	Jul	Aug	Sep	Oct	Nov	Dec	Thru Aug	% Change	Trending	Total
2015	355	325	439	493	267	375	383	429	395	402	332	687	3,066			4,882
2016	415	556	467	427	489	415	374	500	-	-	-	-	3,643	18.8%	▲	3,643

		Jan	Feb	Mar	Apr	May	Jun	Jul	Aug	Sep	Oct	Nov	Dec	Thru Aug	% Change	Trending	Total
Administrative Law	2015	1	-	-	-	-	-	3	1	-	-	-	-	5			5
	2016	1	1	-	-	-	1	-	-	-	-	-	-	3	-40.0%	▼	3
Contested Divorce	2015	10	11	12	12	7	8	9	9	9	8	9	7	78			111
	2016	6	10	9	9	8	5	3	5	-	-	-	-	55	-29.5%	▼	55
Domestic and Family - Level 1	2015	-	3	9	5	7	7	7	6	3	-	5	4	44			56
	2016	4	11	5	2	13	9	7	3	-	-	-	-	54	22.7%	▲	54
Domestic and Family - Level 2	2015	2	1	4	3	-	3	3	3	2	3	1	2	19			27
	2016	1	4	4	2	2	7	1	-	-	-	-	-	21	10.5%	▲	21
General Civil - Level 1	2015	-	4	-	1	-	1	1	1	-	1	-	-	8			9
	2016	-	1	2	1	1	-	1	-	-	-	-	-	6	-25.0%	▼	6
General Civil - Level 2	2015	5	5	18	14	10	16	8	13	17	10	6	8	89			130
	2016	5	16	8	10	13	11	7	18	-	-	-	-	88	-1.1%	▼	88
General Civil - Level 3	2015	4	5	5	5	-	6	6	7	1	1	5	2	38			47
	2016	2	4	5	1	3	5	3	3	-	-	-	-	26	-31.6%	▼	26
Miscellaneous	2015	152	134	144	158	98	134	139	122	169	140	154	308	1,081			1,852
	2016	198	165	179	163	135	143	155	138	-	-	-	-	1,276	18.0%	▲	1,276
Misdemeanor	2015	25	28	31	39	18	46	31	43	35	36	24	29	261			385
	2016	28	58	45	37	52	26	19	59	-	-	-	-	324	24.1%	▲	324
Non-Capital Felonies and Related Matters	2015	110	43	97	122	57	75	113	163	106	114	82	133	780			1,215
	2016	89	175	112	123	186	98	96	200	-	-	-	-	1,079	38.3%	▲	1,079
Other	2015	24	67	93	95	44	50	41	37	37	56	22	165	451			731
	2016	59	80	67	55	42	79	55	52	-	-	-	-	489	8.4%	▲	489
Other Criminally Related Matters	2015	3	3	4	6	4	7	4	3	8	7	6	7	34			62
	2016	3	11	14	9	6	17	11	7	-	-	-	-	78	129.4%	▲	78
Probates/Wills and Trusts - Level 1	2015	-	-	-	-	-	-	1	-	-	-	-	1	1			2
	2016	3	-	-	-	-	-	1	-	-	-	-	-	4	300.0%	▲	4
Probates/Wills and Trusts - Level 2	2015	4	3	4	3	1	3	-	2	1	4	1	2	20			28
	2016	4	5	3	3	5	4	4	3	-	-	-	-	31	55.0%	▲	31
Uncontested Divorce	2015	15	18	18	30	21	19	17	19	7	22	17	19	157			222
	2016	12	15	14	12	23	10	11	12	-	-	-	-	109	-30.6%	▼	109

Court: Pulaski Circuit

Start/End Date: Jan-15 / Aug-16

2015 Average Month: 238

Jan-Aug 2015: 1,790

Filings Trending: ▲

Circuit/Court ID: 27

227155

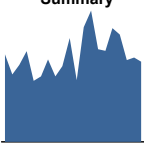
Type of Case: Filings

2016 Average Month:293

Jan-Aug 2016 : 2,347

Overall AVG. Month: 260

Monthly Summary



Jan 15-Aug 16

Totals

	2015	2016
Civil	498	314
Criminal	1,211	1,218
Other	1,149	815
Total	2,858	2,347

Jan --- Aug Filings

1,790

2015

2,347

2016

Jan --- Aug Filings

	2015	2016	% Change	Trending
Civil	369	314	-14.9%	▼
Criminal	787	1,218	54.8%	▲
Other	634	815	28.5%	▲
Total	1,790	2,347	31.1%	▲

	Jan	Feb	Mar	Apr	May	Jun	Jul	Aug	Sep	Oct	Nov	Dec	Thru Aug	% Change	Trending	Total
2015	263	202	231	272	183	196	247	196	227	312	185	344	1,790			2,858
2016	394	278	273	341	322	245	253	241	-	-	-	-	2,347	31.1%	▲	2,347

		Jan	Feb	Mar	Apr	May	Jun	Jul	Aug	Sep	Oct	Nov	Dec	Thru Aug	% Change	Trending	Total
Contested Divorce	2015	5	6	12	5	6	3	8	3	2	1	4	2	48			57
	2016	2	7	6	2	4	5	2	2	-	-	-	-	30	-37.5%	▼	30
Domestic and Family - Level 1	2015	4	-	15	10	6	4	6	10	2	9	1	10	55			77
	2016	3	4	9	5	4	9	4	7	-	-	-	-	45	-18.2%	▼	45
Domestic and Family - Level 2	2015	-	2	4	2	4	1	1	3	-	2	-	1	17			20
	2016	-	2	3	-	-	-	-	1	-	-	-	-	6	-64.7%	▼	6
General Civil - Level 1	2015	1	-	1	-	-	1	1	-	-	-	-	-	4			4
	2016	1	-	-	-	-	-	-	-	-	-	-	-	1	-75.0%	▼	1
General Civil - Level 2	2015	6	5	5	3	6	9	4	6	1	3	5	5	44			58
	2016	2	4	4	8	1	5	2	6	-	-	-	-	32	-27.3%	▼	32
General Civil - Level 3	2015	2	-	2	4	2	5	5	2	2	1	-	-	22			25
	2016	3	6	5	2	4	3	4	4	-	-	-	-	31	40.9%	▲	31
Miscellaneous	2015	58	73	81	96	57	56	77	71	93	109	75	117	569			963
	2016	93	135	122	65	55	91	80	99	-	-	-	-	740	30.1%	▲	740
Misdemeanor	2015	22	28	11	18	10	8	13	20	11	29	19	26	130			215
	2016	27	16	28	44	38	14	15	26	-	-	-	-	208	60.0%	▲	208
Non-Capital Felonies and Related Matters	2015	132	47	53	86	63	63	95	52	75	114	50	71	591			901
	2016	230	67	61	184	169	72	110	54	-	-	-	-	947	60.2%	▲	947
Other	2015	23	24	20	17	13	27	12	15	19	29	12	99	151			310
	2016	21	18	16	19	28	21	19	22	-	-	-	-	164	8.6%	▲	164
Other Criminally Related Matters	2015	7	5	9	18	4	4	9	10	10	1	10	9	66			96
	2016	5	7	7	7	9	13	6	9	-	-	-	-	63	-4.5%	▼	63
Probates/Wills and Trusts - Lev	2015	-	-	-	-	-	-	-	1	-	-	-	-	1			1
Probates/Wills and Trusts - Level 2	2015	-	1	3	1	-	2	-	-	-	3	-	-	7			10
	2016	-	-	1	3	1	-	-	3	-	-	-	-	8	14.3%	▲	8
Protective Orders	2015	-	-	-	1	1	-	-	-	-	-	1	1	2			4
	2016	-	-	1	-	-	3	3	2	-	-	-	-	9	350.0%	▲	9
Uncontested Divorce	2015	3	11	15	11	11	13	16	3	12	11	8	3	83			117
	2016	7	12	10	2	9	9	8	6	-	-	-	-	63	-24.1%	▼	63

Court: Wythe Circuit

Start/End Date: Jan-15 / Aug-16

2015 Average Month: 222

Jan-Aug 2015: 1,551

Filings Trending: ▲

Circuit/Court ID: 27

227197


Type of Case: Filings

2016 Average Month:253

Jan-Aug 2016 : 2,023

Overall AVG. Month: 234

Monthly Summary




Jan 15-Aug 16

Totals

	2015	2016
Civil	467	277
Criminal	1,313	1,026
Other	879	720
Total	2,659	2,023

Jan --- Aug Filings



1,551 2015 2,023 2016

Jan --- Aug Filings

	2015	2016	% Change	Trending
Civil	319	277	-13.2%	▼
Criminal	732	1,026	40.2%	▲
Other	500	720	44.0%	▲
Total	1,551	2,023	30.4%	▲

	Jan	Feb	Mar	Apr	May	Jun	Jul	Aug	Sep	Oct	Nov	Dec	Thru Aug	% Change	Trending	Total
2015	222	165	191	250	140	209	210	164	406	233	191	278	1,551			2,659
2016	270	203	241	341	192	249	265	262	-	-	-	-	2,023	30.4%	▲	2,023

		Jan	Feb	Mar	Apr	May	Jun	Jul	Aug	Sep	Oct	Nov	Dec	Thru Aug	% Change	Trending	Total
Administrative Law	2015	-	-	-	-	-	1	1	-	-	-	-	-	2			2
	2016	-	-	-	-	-	-	-	1	-	-	-	-	1	-50.0%	▼	1
Contested Divorce	2015	2	4	6	3	5	3	2	1	2	5	2	1	26			36
	2016	3	7	5	3	2	3	2	3	-	-	-	-	28	7.7%	▲	28
Domestic and Family - Level 1	2015	6	4	2	4	4	12	6	14	11	4	4	6	52			77
	2016	2	1	5	7	4	12	1	4	-	-	-	-	36	-30.8%	▼	36
Domestic and Family - Level 2	2015	5	3	1	1	2	2	2	2	2	2	2	3	18			27
	2016	1	-	1	3	1	-	1	3	-	-	-	-	10	-44.4%	▼	10
General Civil - Level 1	2015	-	-	-	1	1	-	-	-	-	-	-	1	2			3
	2016	-	-	-	-	1	-	1	-	-	-	-	-	2	0.0%	↔	2
General Civil - Level 2	2015	4	-	8	9	5	4	4	3	4	4	6	2	37			53
	2016	4	4	4	-	3	4	2	4	-	-	-	-	25	-32.4%	▼	25
General Civil - Level 3	2015	9	10	8	-	6	3	6	3	1	3	7	3	45			59
	2016	4	2	3	1	5	3	3	9	-	-	-	-	30	-33.3%	▼	30
Miscellaneous	2015	71	78	96	58	56	57	70	59	94	95	71	148	545			953
	2016	127	123	114	71	62	110	84	78	-	-	-	-	769	41.1%	▲	769
Misdemeanor	2015	9	7	7	26	9	13	9	12	10	10	8	17	92			137
	2016	9	12	12	16	14	11	22	17	-	-	-	-	113	22.8%	▲	113
Non-Capital Felonies and Related Matters	2015	102	42	39	128	37	94	88	51	252	101	72	77	581			1,083
	2016	104	40	68	224	79	89	135	119	-	-	-	-	858	47.7%	▲	858
Other	2015	1	1	3	-	-	8	1	4	8	-	4	1	18			31
	2016	5	-	8	-	2	2	-	1	-	-	-	-	18	0.0%	↔	18
Other Criminally Related Matters	2015	5	8	11	12	4	8	9	5	9	5	7	14	62			97
	2016	3	4	6	6	10	6	6	14	-	-	-	-	55	-11.3%	▼	55
Probates/Wills and Trusts - Lev	2015	-	-	-	-	-	-	-	-	-	1	-	-	0			1
Probates/Wills and Trusts - Level 2	2015	1	1	1	1	-	-	3	-	-	-	3	-	7	0.0%	↔	10
	2016	2	1	-	1	-	-	3	2	-	-	-	-	9	28.6%	▲	9
Uncontested Divorce	2015	7	7	9	7	11	4	9	10	13	3	5	5	64			90
	2016	6	9	15	9	9	9	5	7	-	-	-	-	69	7.8%	▲	69

Court: Radford Circuit

Start/End Date: Jan-15 / Aug-16

2015 Average Month: 89

Jan-Aug 2015: 692

Filings Trending: ▲

Circuit/Court ID: 27

227750


Type of Case: Filings

2016 Average Month:90

Jan-Aug 2016 : 721

Overall AVG. Month: 90

Monthly Summary



Jan 15-Aug 16

Totals

	2015	2016
Civil	156	155
Criminal	727	428
Other	189	138
Total	1,072	721

Jan --- Aug Filings

692

2015

721

2016

Jan --- Aug Filings

	2015	2016	% Change	Trending
Civil	111	155	39.6%	▲
Criminal	464	428	-7.8%	▼
Other	117	138	17.9%	▲
Total	692	721	4.2%	▲

	Jan	Feb	Mar	Apr	May	Jun	Jul	Aug	Sep	Oct	Nov	Dec	Thru Aug	% Change	Trending	Total
2015	39	63	119	43	68	248	48	64	94	58	39	189	692			1,072
2016	70	94	186	50	62	125	78	56	-	-	-	-	721	4.2%	▲	721

		Jan	Feb	Mar	Apr	May	Jun	Jul	Aug	Sep	Oct	Nov	Dec	Thru Aug	% Change	Trending	Total
Administrative Law	2015	-	-	-	-	-	-	1	-	-	-	-	-	1			1
	2016	-	-	-	-	-	-	1	-	-	-	-	-	1	0.0%	↔	1
Contested Divorce	2015	-	-	1	-	-	-	-	-	1	-	1	1	1			4
	2016	1	-	-	1	-	-	-	1	-	-	-	-	3	200.0%	▲	3
Domestic and Family - Level 1	2015	5	-	6	4	-	2	3	-	-	-	-	4	20			24
	2016	-	2	-	2	4	-	2	-	-	-	-	-	10	-50.0%	▼	10
Domestic and Family - Level 2	2015	-	2	-	-	-	-	-	-	-	1	-	1	2			4
	2016	-	1	-	-	-	2	-	1	-	-	-	-	4	100.0%	▲	4
General Civil - Level 1	2015	-	-	-	1	-	-	-	-	-	-	-	-	1			1
General Civil - Level 2	2015	-	4	1	-	1	-	-	2	-	-	1	-	8			9
	2016	2	1	2	-	2	-	1	2	-	-	-	-	10	25.0%	▲	10
General Civil - Level 3	2015	-	-	-	1	-	1	-	-	3	1	2	2	2			10
	2016	20	10	1	-	3	-	2	-	-	-	-	-	36	1,700.0%	▲	36
Miscellaneous	2015	17	20	24	21	14	19	32	31	18	16	22	35	178			269
	2016	24	34	37	25	22	18	24	27	-	-	-	-	211	18.5%	▲	211
Misdemeanor	2015	2	6	11	6	6	8	4	9	18	14	3	19	52			106
	2016	9	4	9	8	12	28	4	5	-	-	-	-	79	51.9%	▲	79
Non-Capital Felonies and Related Matters	2015	8	25	69	5	46	212	4	18	47	19	4	120	387			577
	2016	11	39	130	13	10	71	40	15	-	-	-	-	329	-15.0%	▼	329
Other	2015	-	-	-	1	-	-	-	-	2	-	-	-	1			3
	2016	-	-	-	-	1	1	-	1	-	-	-	-	3	200.0%	▲	3
Other Criminally Related Matters	2015	6	3	5	2	-	3	3	4	3	6	5	6	26			46
	2016	1	2	5	-	5	4	2	1	-	-	-	-	20	-23.1%	▼	20
Probates/Wills and Trusts - Level 2	2015	-	-	1	-	-	1	-	-	-	-	-	-	2			2
	2016	-	-	1	-	-	-	-	-	-	-	-	-	1	-50.0%	▼	1
Uncontested Divorce	2015	1	3	1	2	1	2	1	-	2	1	1	1	11			16
	2016	2	1	1	1	3	1	2	3	-	-	-	-	14	27.3%	▲	14

Court: Smyth Circuit

Start/End Date: Jan-15 / Aug-16

2015 Average Month: 217

Jan-Aug 2015: 1,602

Filings Trending: ▲

Circuit/Court ID: 28

228173


Type of Case: Filings

2016 Average Month:411

Jan-Aug 2016 : 3,290

Overall AVG. Month: 295

Monthly Summary



Jan 15-Aug 16

Totals

	2015	2016
Civil	416	368
Criminal	1,085	893
Other	1,104	2,029
Total	2,605	3,290

Jan --- Aug Filings

1,602

2015

3,290

2016

Jan --- Aug Filings

	2015	2016	% Change	Trending
Civil	281	368	31.0%	▲
Criminal	719	893	24.2%	▲
Other	602	2,029	237.0%	▲
Total	1,602	3,290	105.4%	▲

	Jan	Feb	Mar	Apr	May	Jun	Jul	Aug	Sep	Oct	Nov	Dec	Thru Aug	% Change	Trending	Total
2015	176	191	273	168	195	215	167	217	295	185	170	353	1,602			2,605
2016	602	428	503	391	229	383	256	498	-	-	-	-	3,290	105.4%	▲	3,290

		Jan	Feb	Mar	Apr	May	Jun	Jul	Aug	Sep	Oct	Nov	Dec	Thru Aug	% Change	Trending	Total
Administrative Law	2015	-	-	-	-	1	-	2	-	-	-	-	2	3			5
	2016	-	-	-	-	-	-	1	1	-	-	-	-	2	-33.3%	▼	2
Contested Divorce	2015	6	4	3	3	7	2	4	3	3	-	2	9	32			46
	2016	3	8	9	2	2	6	2	7	-	-	-	-	39	21.9%	▲	39
Domestic and Family - Level 1	2015	1	-	3	4	3	5	-	1	-	4	1	1	17			23
	2016	-	-	9	-	4	5	7	-	-	-	-	-	25	47.1%	▲	25
Domestic and Family - Level 2	2015	-	5	2	3	2	1	3	3	6	-	5	2	19			32
	2016	-	5	4	6	8	5	2	10	-	-	-	-	40	110.5%	▲	40
General Civil - Level 1	2015	1	-	-	-	1	-	1	-	1	-	-	3	3			7
	2016	-	1	1	-	-	-	-	2	-	-	-	-	4	33.3%	▲	4
General Civil - Level 2	2015	1	1	4	1	3	5	3	2	2	2	2	3	20			29
	2016	3	5	3	1	3	3	3	1	-	-	-	-	22	10.0%	▲	22
General Civil - Level 3	2015	2	5	2	3	4	2	3	1	5	3	5	4	22			39
	2016	2	5	8	2	-	1	1	3	-	-	-	-	22	0.0%	↔	22
Miscellaneous	2015	54	64	60	64	34	65	50	42	61	86	61	91	433			732
	2016	119	108	80	71	49	63	89	69	-	-	-	-	648	49.7%	▲	648
Misdemeanor	2015	12	14	17	20	19	7	7	47	29	8	14	11	143			205
	2016	7	20	16	6	17	24	39	32	-	-	-	-	161	12.6%	▲	161
Non-Capital Felonies and Related Matters	2015	64	59	107	34	83	75	46	85	141	54	45	60	553			853
	2016	39	98	164	48	53	190	31	100	-	-	-	-	723	30.7%	▲	723
Other	2015	22	29	61	21	25	45	38	18	36	22	28	159	259			504
	2016	419	165	200	246	82	80	65	263	-	-	-	-	1,520	486.9%	▲	1,520
Other Criminally Related Matters	2015	3	2	3	3	6	1	2	4	-	-	2	2	24			28
	2016	2	1	2	3	2	-	1	-	-	-	-	-	11	-54.2%	▼	11
Probates/Wills and Trusts - Lev	2015	-	-	-	-	-	-	-	-	1	-	-	-	0			1
Probates/Wills and Trusts - Level 2	2015	-	-	3	-	-	1	2	2	1	2	-	-	8	0.0%	↔	11
	2016	1	2	-	-	3	2	1	2	-	-	-	-	11	37.5%	▲	11
Protective Orders	2015	-	-	-	-	-	-	1	-	-	-	-	-	1			1
Uncontested Divorce	2015	10	8	8	12	7	6	5	9	9	4	5	6	65			89
	2016	7	10	7	6	6	4	14	8	-	-	-	-	62	-4.6%	▼	62

Court: Washington Circuit

Start/End Date: Jan-15 / Aug-16

2015 Average Month: 288

Jan-Aug 2015: 2,200

Filings Trending: ▲

Circuit/Court ID: 28

228191


Type of Case: Filings

2016 Average Month:358

Jan-Aug 2016 : 2,861

Overall AVG. Month: 316

Monthly Summary



Jan 15-Aug 16

Totals

	2015	2016
Civil	609	419
Criminal	1,475	1,350
Other	1,369	1,092
Total	3,453	2,861

Jan --- Aug Filings

2,200

2015

2,861

2016

Jan --- Aug Filings

	2015	2016	% Change	Trending
Civil	437	419	-4.1%	▼
Criminal	1,026	1,350	31.6%	▲
Other	737	1,092	48.2%	▲
Total	2,200	2,861	30.0%	▲

	Jan	Feb	Mar	Apr	May	Jun	Jul	Aug	Sep	Oct	Nov	Dec	Thru Aug	% Change	Trending	Total
2015	384	188	291	358	193	223	369	194	266	331	227	429	2,200			3,453
2016	409	384	339	442	268	243	416	360	-	-	-	-	2,861	30.0%	▲	2,861

		Jan	Feb	Mar	Apr	May	Jun	Jul	Aug	Sep	Oct	Nov	Dec	Thru Aug	% Change	Trending	Total
Administrative Law	2015	-	-	-	-	-	1	-	3	-	-	-	-	4			4
	2016	-	-	4	-	-	-	-	-	-	-	-	-	4	0.0%	↔	4
Contested Divorce	2015	6	3	4	2	4	5	6	2	9	3	4	1	32			49
	2016	5	6	9	7	6	6	5	11	-	-	-	-	55	71.9%	▲	55
Domestic and Family - Level 1	2015	-	3	9	5	3	2	3	2	-	7	1	-	27			35
	2016	2	-	3	2	1	1	3	1	-	-	-	-	13	-51.9%	▼	13
Domestic and Family - Level 2	2015	3	2	1	5	4	4	4	2	-	2	4	1	25			32
	2016	-	3	6	4	3	1	3	1	-	-	-	-	21	-16.0%	▼	21
General Civil - Level 1	2015	2	-	1	-	1	1	-	-	1	2	1	-	5			9
	2016	-	-	-	-	-	1	-	1	-	-	-	-	2	-60.0%	▼	2
General Civil - Level 2	2015	9	4	4	6	6	6	10	4	7	7	3	5	49			71
	2016	3	3	3	2	8	15	5	8	-	-	-	-	47	-4.1%	▼	47
General Civil - Level 3	2015	6	9	6	6	5	6	4	6	4	5	4	5	48			66
	2016	4	2	7	5	1	2	6	5	-	-	-	-	32	-33.3%	▼	32
Miscellaneous	2015	103	85	133	102	88	92	133	113	132	132	123	306	849			1,542
	2016	183	201	167	149	92	94	140	159	-	-	-	-	1,185	39.6%	▲	1,185
Misdemeanor	2015	22	5	11	32	9	11	20	20	13	22	9	17	130			191
	2016	36	26	19	20	26	26	14	12	-	-	-	-	179	37.7%	▲	179
Non-Capital Felonies and Related Matters	2015	203	47	92	170	56	68	171	28	77	132	69	82	835			1,195
	2016	124	115	94	229	117	81	211	130	-	-	-	-	1,101	31.9%	▲	1,101
Other	2015	2	1	5	-	2	1	-	-	-	-	-	-	11			11
	2016	1	1	1	-	-	-	-	-	-	-	-	-	3	-72.7%	▼	3
Other Criminally Related Matters	2015	15	12	3	15	-	11	5	1	8	14	3	3	62			90
	2016	34	8	6	3	1	-	11	7	-	-	-	-	70	12.9%	▲	70
Probates/Wills and Trusts - Lev	2015	-	-	-	-	-	-	1	1	-	-	-	-	2			2
Probates/Wills and Trusts - Level 2	2015	1	1	1	-	3	-	-	1	2	-	-	1	7			10
	2016	1	3	3	3	2	3	4	5	-	-	-	-	24	242.9%	▲	24
Protective Orders	2015	-	1	-	1	-	-	1	-	-	-	-	-	3			3
	2016	1	-	-	1	-	-	1	-	-	-	-	-	3	0.0%	↔	3
Uncontested Divorce	2015	12	15	21	14	12	15	11	11	13	5	6	8	111			143
	2016	15	16	17	17	11	13	13	20	-	-	-	-	122	9.9%	▲	122

Court: Bristol Circuit

Start/End Date: Jan-15 / Aug-16

2015 Average Month: 174

Jan-Aug 2015: 1,413

Filings Trending: ▲

Circuit/Court ID: 28

228520


Type of Case: Filings

2016 Average Month:192

Jan-Aug 2016 : 1,539

Overall AVG. Month: 181

Monthly Summary



Jan 15-Aug 16

Totals

	2015	2016
Civil	349	255
Criminal	1,190	868
Other	550	416
Total	2,089	1,539

Jan --- Aug Filings

1,413

2015

1,539

2016

Jan --- Aug Filings

	2015	2016	% Change	Trending
Civil	246	255	3.7%	▲
Criminal	809	868	7.3%	▲
Other	358	416	16.2%	▲
Total	1,413	1,539	8.9%	▲

	Jan	Feb	Mar	Apr	May	Jun	Jul	Aug	Sep	Oct	Nov	Dec	Thru Aug	% Change	Trending	Total
2015	124	224	163	161	285	168	129	159	179	179	161	157	1,413			2,089
2016	220	292	178	184	163	156	195	151	-	-	-	-	1,539	8.9%	▲	1,539

		Jan	Feb	Mar	Apr	May	Jun	Jul	Aug	Sep	Oct	Nov	Dec	Thru Aug	% Change	Trending	Total
Administrative Law	2015	-	-	1	2	-	-	-	-	-	-	-	-	3			3
	2016	-	1	-	-	-	-	-	-	-	-	-	-	1	-66.7%	▼	1
Contested Divorce	2015	5	1	6	1	2	2	3	2	2	3	5	2	22			34
	2016	3	2	3	5	4	1	-	1	-	-	-	-	19	-13.6%	▼	19
Domestic and Family - Level 1	2015	1	2	-	-	1	5	1	7	-	-	4	-	17			21
	2016	8	1	1	3	-	1	3	1	-	-	-	-	18	5.9%	▲	18
Domestic and Family - Level 2	2015	1	-	-	3	1	1	-	1	-	-	1	1	7			9
	2016	1	2	-	1	-	2	1	-	-	-	-	-	7	0.0%	↔	7
General Civil - Level 1	2015	-	-	-	1	-	1	-	1	-	-	-	-	3			3
	2016	-	1	-	-	-	-	-	-	-	-	-	-	1	-66.7%	▼	1
General Civil - Level 2	2015	1	5	4	5	4	-	4	4	5	1	2	3	27			38
	2016	4	4	3	2	3	4	4	6	-	-	-	-	30	11.1%	▲	30
General Civil - Level 3	2015	1	1	2	4	1	1	1	-	2	2	2	-	11			17
	2016	3	1	1	5	1	6	-	1	-	-	-	-	18	63.6%	▲	18
Miscellaneous	2015	35	28	33	29	31	42	37	33	36	40	47	49	268			440
	2016	62	64	52	32	32	32	72	37	-	-	-	-	383	42.9%	▲	383
Misdemeanor	2015	7	8	25	5	15	6	12	6	23	17	13	7	84			144
	2016	34	28	14	16	30	10	12	11	-	-	-	-	155	84.5%	▲	155
Non-Capital Felonies and Related Matters	2015	51	114	62	85	194	79	51	76	95	91	53	78	712			1,029
	2016	72	162	75	87	83	71	82	66	-	-	-	-	698	-2.0%	▼	698
Other	2015	17	60	18	14	25	25	13	26	12	15	26	14	198			265
	2016	28	19	15	27	9	21	15	18	-	-	-	-	152	-23.2%	▼	152
Other Criminally Related Matters	2015	3	1	1	3	3	1	2	1	-	3	1	1	15			20
	2016	2	-	3	3	-	4	-	3	-	-	-	-	15	0.0%	↔	15
Probates/Wills and Trusts - Level 2	2015	-	-	1	1	-	1	-	1	-	-	-	-	4			4
	2016	-	-	-	1	-	-	1	-	-	-	-	-	2	-50.0%	▼	2
Protective Orders	2016	1	-	-	-	-	1	-	1	-	-	-	-	3			3
Uncontested Divorce	2015	2	4	10	8	8	4	5	1	4	7	7	2	42			62
	2016	2	7	11	2	1	3	5	6	-	-	-	-	37	-11.9%	▼	37

Court: Buchanan Circuit

Start/End Date: Jan-15 / Aug-16

2015 Average Month: 213

Jan-Aug 2015: 1,452

Filings Trending: ▲

Circuit/Court ID: 29

229027


Type of Case: Filings

2016 Average Month:201

Jan-Aug 2016 : 1,604

Overall AVG. Month: 208

Monthly Summary



Jan 15-Aug 16

Totals

	2015	2016
Civil	360	263
Criminal	1,571	923
Other	628	418
Total	2,559	1,604

Jan --- Aug Filings

1,452

2015

1,604

2016

Jan --- Aug Filings

	2015	2016	% Change	Trending
Civil	231	263	13.9%	▲
Criminal	834	923	10.7%	▲
Other	387	418	8.0%	▲
Total	1,452	1,604	10.5%	▲

	Jan	Feb	Mar	Apr	May	Jun	Jul	Aug	Sep	Oct	Nov	Dec	Thru Aug	% Change	Trending	Total
2015	288	70	128	375	122	113	248	108	522	259	155	171	1,452			2,559
2016	321	113	249	259	108	120	199	235	-	-	-	-	1,604	10.5%	▲	1,604

		Jan	Feb	Mar	Apr	May	Jun	Jul	Aug	Sep	Oct	Nov	Dec	Thru Aug	% Change	Trending	Total
Capital Murder	2015	-	-	-	1	-	-	-	-	-	-	-	-	1			1
Contested Divorce	2015	2	3	5	1	-	2	6	-	3	2	2	1	19			27
	2016	2	2	2	1	1	1	-	3	-	-	-	-	12	-36.8%	▼	12
Domestic and Family - Level 1	2015	1	-	3	-	4	2	2	12	1	9	7	8	24			49
	2016	11	7	3	2	6	15	3	2	-	-	-	-	49	104.2%	▲	49
Domestic and Family - Level 2	2015	1	-	-	3	1	3	5	1	2	-	1	1	14			18
	2016	1	-	2	3	3	3	2	1	-	-	-	-	15	7.1%	▲	15
General Civil - Level 1	2015	-	1	3	-	-	1	-	-	1	-	1	-	5			7
	2016	3	-	-	-	-	1	-	-	-	-	-	-	4	-20.0%	▼	4
General Civil - Level 2	2015	5	4	1	6	6	14	11	4	1	8	9	5	51			74
	2016	5	5	12	8	3	6	3	5	-	-	-	-	47	-7.8%	▼	47
General Civil - Level 3	2015	1	-	1	2	4	5	1	5	2	2	3	-	19			26
	2016	3	3	2	5	1	3	2	1	-	-	-	-	20	5.3%	▲	20
Miscellaneous	2015	46	40	84	70	48	52	60	40	59	83	59	73	440			714
	2016	73	62	65	74	38	47	66	66	-	-	-	-	491	11.6%	▲	491
Misdemeanor	2015	29	4	16	52	14	13	30	20	41	23	9	9	178			260
	2016	32	13	38	27	19	8	26	12	-	-	-	-	175	-1.7%	▼	175
Non-Capital Felonies and Related Matters	2015	192	13	8	218	39	13	127	20	401	113	56	65	630			1,265
	2016	164	13	114	134	34	26	94	143	-	-	-	-	722	14.6%	▲	722
Other	2015	-	-	-	-	-	-	-	1	-	1	1	1	1			4
	2016	-	1	2	-	-	1	-	-	-	-	-	-	4	300.0%	▲	4
Other Criminally Related Matters	2015	8	-	1	13	-	3	-	1	4	11	3	3	26			47
	2016	20	2	1	2	2	-	-	-	-	-	-	-	27	3.8%	▲	27
Probates/Wills and Trusts - Lev	2015	-	-	-	-	-	-	-	-	1	-	-	-	0			1
Probates/Wills and Trusts - Level 2	2015	1	-	1	1	1	-	1	-	1	1	-	1	5	0.0%	↔	8
	2016	-	1	-	-	-	-	1	-	-	-	-	-	2	-60.0%	▼	2
Protective Orders	2015	-	-	-	-	-	-	-	-	1	1	-	-	0			2
	2016	-	-	-	1	1	-	-	1	-	-	-	-	3	0.0%	↔	3
Uncontested Divorce	2015	2	5	5	8	5	5	5	4	4	5	4	4	39			56
	2016	7	4	8	2	-	9	2	1	-	-	-	-	33	-15.4%	▼	33

Court: Dickenson Circuit

Start/End Date: Jan-15 / Aug-16

2015 Average Month: 113

Jan-Aug 2015: 845

Filings Trending: ↔

Circuit/Court ID: 29

229051


Type of Case: Filings

2016 Average Month:106

Jan-Aug 2016 : 845

Overall AVG. Month: 110

Monthly Summary



Jan 15-Aug 16

Totals

	2015	2016
Civil	223	172
Criminal	658	353
Other	472	320
Total	1,353	845

Jan --- Aug Filings

845

2015

845

2016

Jan --- Aug Filings

	2015	2016	% Change	Trending
Civil	148	172	16.2%	▲
Criminal	389	353	-9.3%	▼
Other	308	320	3.9%	▲
Total	845	845	-	↔

	Jan	Feb	Mar	Apr	May	Jun	Jul	Aug	Sep	Oct	Nov	Dec	Thru Aug	% Change	Trending	Total
2015	87	172	139	111	86	125	80	45	209	90	72	137	845			1,353
2016	64	83	211	104	51	156	71	105	-	-	-	-	845	0.0%	↔	845

		Jan	Feb	Mar	Apr	May	Jun	Jul	Aug	Sep	Oct	Nov	Dec	Thru Aug	% Change	Trending	Total
Administrative Law	2015	-	-	-	-	-	-	-	-	-	-	-	1	0			1
Capital Murder	2016	-	-	11	-	-	-	-	-	-	-	-	-	11	0.0%	↔	11
Contested Divorce	2015	-	1	2	2	2	1	2	2	3	3	1	2	12			21
	2016	3	1	-	2	4	1	2	3	-	-	-	-	16	33.3%	▲	16
Domestic and Family - Level 1	2015	1	-	2	3	-	1	11	1	-	-	-	3	19			22
	2016	-	2	3	3	2	8	1	4	-	-	-	-	23	21.1%	▲	23
Domestic and Family - Level 2	2015	3	2	5	1	3	3	1	1	1	4	4	3	19			31
	2016	-	3	2	3	4	1	1	-	-	-	-	-	14	-26.3%	▼	14
General Civil - Level 1	2016	-	-	-	1	-	1	5	-	-	-	-	-	7			7
General Civil - Level 2	2015	-	-	4	2	2	2	3	2	3	2	1	4	15			25
	2016	1	2	4	3	1	4	2	5	-	-	-	-	22	46.7%	▲	22
General Civil - Level 3	2015	-	1	3	-	-	-	2	-	2	1	1	-	6			10
	2016	2	3	4	-	-	4	2	3	-	-	-	-	18	200.0%	▲	18
Miscellaneous	2015	30	25	38	50	27	41	33	19	24	36	34	46	263			403
	2016	37	47	40	26	25	30	43	46	-	-	-	-	294	11.8%	▲	294
Misdemeanor	2015	8	1	12	14	1	23	2	2	6	4	6	5	63			84
	2016	-	5	5	7	3	9	1	1	-	-	-	-	31	-50.8%	▼	31
Non-Capital Felonies and Related Matters	2015	34	122	55	30	34	36	13	2	150	22	15	61	326			574
	2016	11	5	121	48	6	82	8	28	-	-	-	-	309	-5.2%	▼	309
Other	2015	3	16	12	4	11	13	8	10	13	10	6	10	77			116
	2016	9	10	14	3	2	9	-	9	-	-	-	-	56	-27.3%	▼	56
Other Criminally Related Matter	2016	-	1	1	-	-	-	1	-	-	-	-	-	3			3
Probates/Wills and Trusts - Level 1	2015	-	-	-	-	-	-	1	-	-	-	-	-	1			1
	2016	-	-	-	1	-	-	-	-	-	-	-	-	1	0.0%	↔	1
Probates/Wills and Trusts - Level 2	2015	1	-	2	-	-	-	2	2	-	-	-	2	7			9
	2016	-	-	1	-	-	1	-	-	-	-	-	-	2	-71.4%	▼	2
Protective Orders	2015	1	-	-	-	-	-	-	-	-	-	-	-	1			1
	2016	-	-	-	-	1	-	-	-	-	-	-	-	1	0.0%	↔	1
Uncontested Divorce	2015	6	4	4	5	6	5	2	4	7	8	4	-	36			55
	2016	1	4	5	7	3	6	5	6	-	-	-	-	37	2.8%	▲	37

Court: Russell Circuit

Start/End Date: Jan-15 / Aug-16

2015 Average Month: 241

Jan-Aug 2015: 1,772

Filings Trending: ▲

Circuit/Court ID: 29

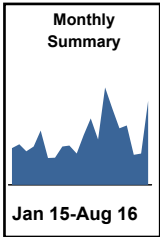
229167

Type of Case: Filings

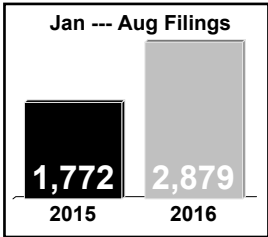
2016 Average Month:360

Jan-Aug 2016 : 2,879

Overall AVG. Month: 289



Totals		
	2015	2016
Civil	455	333
Criminal	1,338	1,204
Other	1,100	1,342
Total	2,893	2,879



Jan --- Aug Filings				
	2015	2016	% Change	Trending
Civil	299	333	11.4%	▲
Criminal	868	1,204	38.7%	▲
Other	605	1,342	121.8%	▲
Total	1,772	2,879	62.5%	▲

	Jan	Feb	Mar	Apr	May	Jun	Jul	Aug	Sep	Oct	Nov	Dec	Thru Aug	% Change	Trending	Total
2015	221	244	200	229	326	160	162	230	236	188	298	399	1,772			2,893
2016	271	584	456	340	356	180	187	505	-	-	-	-	2,879	62.5%	▲	2,879

		Jan	Feb	Mar	Apr	May	Jun	Jul	Aug	Sep	Oct	Nov	Dec	Thru Aug	% Change	Trending	Total
Administrative Law	2015	-	-	1	1	-	-	-	1	-	1	-	-	3			4
	2016	-	-	-	1	-	-	-	-	-	-	-	-	1	-66.7%	▼	1
Contested Divorce	2015	3	8	5	8	4	4	1	4	4	2	5	4	37			52
	2016	3	5	6	7	4	2	1	4	-	-	-	-	32	-13.5%	▼	32
Domestic and Family - Level 1	2015	10	7	-	6	-	-	10	3	-	3	1	3	36			43
	2016	-	13	9	18	4	5	-	11	-	-	-	-	60	66.7%	▲	60
Domestic and Family - Level 2	2015	1	1	3	5	2	6	2	1	5	3	-	1	21			30
	2016	1	-	4	3	5	1	3	3	-	-	-	-	20	-4.8%	▼	20
General Civil - Level 1	2015	-	-	-	1	2	3	-	-	-	-	1	-	6			7
	2016	1	-	1	-	-	1	-	-	-	-	-	-	3	-50.0%	▼	3
General Civil - Level 2	2015	7	3	3	4	9	2	2	7	6	9	4	5	37			61
	2016	9	4	4	5	1	8	5	7	-	-	-	-	43	16.2%	▲	43
General Civil - Level 3	2015	4	1	-	3	3	2	4	1	10	5	8	8	18			49
	2016	4	3	1	7	4	6	8	6	-	-	-	-	39	116.7%	▲	39
Miscellaneous	2015	60	58	47	67	53	52	56	51	75	74	67	139	444			799
	2016	109	116	109	79	84	52	100	76	-	-	-	-	725	63.3%	▲	725
Misdemeanor	2015	20	20	20	9	43	3	11	19	11	8	20	58	145			242
	2016	7	12	14	15	26	12	4	54	-	-	-	-	144	-0.7%	▼	144
Non-Capital Felonies and Related Matters	2015	80	121	65	79	157	43	45	115	64	47	122	127	705			1,065
	2016	80	297	132	89	99	34	22	292	-	-	-	-	1,045	48.2%	▲	1,045
Other	2015	17	12	40	36	44	32	18	16	46	23	49	45	215			378
	2016	48	112	167	98	122	51	36	44	-	-	-	-	678	215.3%	▲	678
Other Criminally Related Matters	2015	2	3	7	1	-	2	3	1	6	4	3	-	19			32
	2016	3	4	2	5	1	2	1	-	-	-	-	-	18	-5.3%	▼	18
Probates/Wills and Trusts - Level 1	2015	-	-	-	-	1	-	-	-	-	-	-	-	1			1
	2016	-	1	-	-	1	-	-	-	-	-	-	-	2	100.0%	▲	2
Probates/Wills and Trusts - Level 2	2015	2	1	1	3	3	-	1	2	-	-	2	-	13			15
	2016	1	4	1	1	1	1	-	1	-	-	-	-	10	-23.1%	▼	10
Protective Orders	2015	-	-	-	-	-	-	-	-	-	-	3	1	0			4
	2016	-	-	1	-	-	-	-	-	-	-	-	-	1	0.0%	↔	1
Uncontested Divorce	2015	15	9	8	6	5	11	9	9	9	9	13	8	72			111
	2016	5	13	5	12	4	5	7	7	-	-	-	-	58	-19.4%	▼	58

Court: Tazewell Circuit

Start/End Date: Jan-15 / Aug-16

2015 Average Month: 484

Jan-Aug 2015: 4,216

Filings Trending: ▲

Circuit/Court ID: 29

229185


Type of Case: Filings

2016 Average Month:555

Jan-Aug 2016 : 4,438

Overall AVG. Month: 512

Monthly Summary



Jan 15-Aug 16

Totals

	2015	2016
Civil	615	510
Criminal	3,962	2,929
Other	1,234	999
Total	5,811	4,438

Jan --- Aug Filings

4,216

2015

4,438

2016

Jan --- Aug Filings

	2015	2016	% Change	Trending
Civil	428	510	19.2%	▲
Criminal	3,024	2,929	-3.1%	▼
Other	764	999	30.8%	▲
Total	4,216	4,438	5.3%	▲

	Jan	Feb	Mar	Apr	May	Jun	Jul	Aug	Sep	Oct	Nov	Dec	Thru Aug	% Change	Trending	Total
2015	426	985	721	277	430	308	721	348	380	374	529	312	4,216			5,811
2016	482	363	584	702	697	272	912	426	-	-	-	-	4,438	5.3%	▲	4,438

		Jan	Feb	Mar	Apr	May	Jun	Jul	Aug	Sep	Oct	Nov	Dec	Thru Aug	% Change	Trending	Total
Administrative Law	2015	-	-	-	-	-	-	2	2	-	-	1	2	4			7
	2016	1	-	1	1	-	3	-	-	-	-	-	-	6	50.0%	▲	6
Capital Murder	2015	-	-	-	-	-	-	-	-	-	1	-	-	0			1
	2016	5	8	5	10	1	4	4	9	7	12	4	5	46	0.0%	↔	74
Contested Divorce	2015	5	7	7	10	8	2	5	3	-	-	-	-	47	2.2%	▲	47
	2016	1	6	24	4	1	2	2	1	7	13	3	2	41			66
Domestic and Family - Level 1	2015	2	10	2	6	1	5	10	8	-	-	-	-	44	7.3%	▲	44
	2016	4	2	3	1	5	4	5	3	1	1	5	1	27			35
Domestic and Family - Level 2	2015	2	9	9	6	5	5	4	3	-	-	-	-	43	59.3%	▲	43
	2016	-	1	1	1	1	-	-	1	1	-	1	-	5			7
General Civil - Level 1	2015	-	-	-	-	1	-	1	1	-	-	-	-	3	-40.0%	▼	3
	2016	10	3	6	13	5	5	7	5	2	6	6	4	54			72
General Civil - Level 2	2015	4	5	7	11	10	8	4	6	-	-	-	-	55	1.9%	▲	55
	2016	-	3	-	1	-	6	5	4	5	1	6	2	19			33
General Civil - Level 3	2015	5	5	5	3	5	14	8	3	-	-	-	-	48	152.6%	▲	48
	2016	124	111	155	98	74	84	76	100	97	124	99	148	822			1,290
Miscellaneous	2015	163	181	149	125	92	114	91	151	-	-	-	-	1,066	29.7%	▲	1,066
	2016	73	54	124	32	86	35	142	62	45	26	98	17	608			794
Misdemeanor	2015	83	25	76	64	140	25	132	40	-	-	-	-	585	-3.8%	▼	585
	2016	185	770	374	93	243	143	451	138	198	161	278	100	2,397			3,134
Non-Capital Felonies and Related Matters	2015	190	84	296	441	400	76	637	183	-	-	-	-	2,307	-3.8%	▼	2,307
	2016	3	10	7	5	3	11	6	11	5	4	8	15	56			88
Other	2015	6	11	7	5	7	8	5	8	-	-	-	-	57	1.8%	▲	57
	2016	5	5	2	2	1	-	4	2	3	3	7	1	21			35
Other Criminally Related Matters	2015	2	4	4	11	11	1	4	2	-	-	-	-	39	85.7%	▲	39
	2016	-	-	-	-	-	1	1	-	-	-	1	1	2			4
Probates/Wills and Trusts - Level 1	2015	-	-	-	1	-	-	-	-	-	-	-	-	1	-50.0%	▼	1
	2016	4	3	5	6	1	1	3	1	-	6	1	-	24			31
Probates/Wills and Trusts - Level 2	2015	4	-	3	3	2	1	-	3	-	-	-	-	16	-33.3%	▼	16
	2016	12	9	15	11	9	12	13	9	9	16	11	14	90			140
Uncontested Divorce	2015	15	22	18	15	15	10	11	15	-	-	-	-	121	34.4%	▲	121
	2016																

Court: Lee Circuit

Start/End Date: Jan-15 / Aug-16

2015 Average Month: 195

Jan-Aug 2015: 1,556

Filings Trending: ▼

Circuit/Court ID: 30

230105


Type of Case: Filings

2016 Average Month:168

Jan-Aug 2016 : 1,345

Overall AVG. Month: 184

Monthly Summary



Jan 15-Aug 16

Totals

	2015	2016
Civil	345	244
Criminal	1,450	729
Other	545	372
Total	2,340	1,345

Jan --- Aug Filings

1,556

2015

1,345

2016

Jan --- Aug Filings

	2015	2016	% Change	Trending
Civil	237	244	3.0%	▲
Criminal	1,024	729	-28.8%	▼
Other	295	372	26.1%	▲
Total	1,556	1,345	-13.6%	▼

	Jan	Feb	Mar	Apr	May	Jun	Jul	Aug	Sep	Oct	Nov	Dec	Thru Aug	% Change	Trending	Total
2015	148	220	161	176	234	226	160	231	197	230	94	263	1,556			2,340
2016	176	199	163	151	177	139	168	172	-	-	-	-	1,345	-13.6%	▼	1,345

		Jan	Feb	Mar	Apr	May	Jun	Jul	Aug	Sep	Oct	Nov	Dec	Thru Aug	% Change	Trending	Total
Administrative Law	2016	1	-	-	-	-	-	-	-	-	-	-	-	1			1
Contested Divorce	2015	5	2	3	4	3	2	5	2	1	2	1	-	26			30
	2016	1	5	-	4	3	2	3	3	-	-	-	-	21	-19.2%	▼	21
Domestic and Family - Level 1	2015	2	7	1	-	2	13	4	6	-	-	-	1	35			36
	2016	1	-	-	1	-	2	-	1	-	-	-	-	5	-85.7%	▼	5
Domestic and Family - Level 2	2015	-	3	2	4	2	2	2	2	4	4	-	1	17			26
	2016	2	4	5	2	7	4	2	8	-	-	-	-	34	100.0%	▲	34
General Civil - Level 1	2015	-	-	1	3	-	1	1	-	1	-	-	1	6			8
	2016	-	1	-	1	-	1	-	-	-	-	-	-	3	-50.0%	▼	3
General Civil - Level 2	2015	4	5	3	4	2	4	1	3	-	2	4	4	26			36
	2016	1	2	3	4	1	1	2	6	-	-	-	-	20	-23.1%	▼	20
General Civil - Level 3	2015	8	1	1	1	-	-	1	5	-	7	1	4	17			29
	2016	2	4	2	-	3	6	4	8	-	-	-	-	29	70.6%	▲	29
Miscellaneous	2015	51	36	50	34	32	46	54	41	66	75	39	106	344			630
	2016	60	59	76	38	45	46	48	64	-	-	-	-	436	26.7%	▲	436
Misdemeanor	2015	15	19	23	39	39	42	18	40	37	35	16	37	235			360
	2016	17	16	14	17	23	25	19	22	-	-	-	-	153	-34.9%	▼	153
Non-Capital Felonies and Related Matters	2015	54	137	52	73	135	98	53	112	59	91	15	84	714			963
	2016	63	91	47	62	88	44	78	44	-	-	-	-	517	-27.6%	▼	517
Other	2015	-	-	-	-	1	-	-	-	1	1	-	-	1			3
	2016	-	-	-	1	-	-	2	-	-	-	-	-	3	200.0%	▲	3
Other Criminally Related Matters	2015	3	7	13	7	14	11	13	7	20	9	11	12	75			127
	2016	21	5	5	10	1	4	1	12	-	-	-	-	59	-21.3%	▼	59
Probates/Wills and Trusts - Lev	2015	-	-	-	-	-	-	-	-	-	-	1	1	0			2
Probates/Wills and Trusts - Level 2	2015	-	-	2	1	2	1	2	8	1	1	2	6	16	0.0%	↔	26
	2016	2	4	-	5	1	1	-	1	-	-	-	-	14	-12.5%	▼	14
Protective Orders	2015	-	-	-	-	-	-	2	1	-	-	-	-	3			3
Uncontested Divorce	2015	6	3	10	6	2	6	4	4	7	3	4	6	41			61
	2016	5	8	11	6	5	3	9	3	-	-	-	-	50	22.0%	▲	50

Court: Scott Circuit

Start/End Date: Jan-15 / Aug-16

2015 Average Month: 224

Jan-Aug 2015: 1,639

Filings Trending: ▲

Circuit/Court ID: 30

230169


Type of Case: Filings

2016 Average Month:213

Jan-Aug 2016 : 1,706

Overall AVG. Month: 220

Monthly Summary



Jan 15-Aug 16

Totals

	2015	2016
Civil	342	238
Criminal	1,736	978
Other	610	490
Total	2,688	1,706

Jan --- Aug Filings

1,639

2015

1,706

2016

Jan --- Aug Filings

	2015	2016	% Change	Trending
Civil	241	238	-1.2%	▼
Criminal	1,043	978	-6.2%	▼
Other	355	490	38.0%	▲
Total	1,639	1,706	4.1%	▲

	Jan	Feb	Mar	Apr	May	Jun	Jul	Aug	Sep	Oct	Nov	Dec	Thru Aug	% Change	Trending	Total
2015	110	150	349	300	167	177	195	191	361	350	155	183	1,639			2,688
2016	265	234	248	198	229	188	133	211	-	-	-	-	1,706	4.1%	▲	1,706

		Jan	Feb	Mar	Apr	May	Jun	Jul	Aug	Sep	Oct	Nov	Dec	Thru Aug	% Change	Trending	Total
Administrative Law	2015	-	1	-	-	-	-	-	-	1	-	-	-	1			2
Contested Divorce	2015	5	2	3	4	4	3	6	2	2	3	1	2	29			37
	2016	3	4	3	11	6	4	3	1	-	-	-	-	35	20.7%	▲	35
Domestic and Family - Level 1	2015	1	1	1	2	-	6	-	-	3	1	1	4	11			20
	2016	4	1	-	1	1	-	-	2	-	-	-	-	9	-18.2%	▼	9
Domestic and Family - Level 2	2015	-	2	3	2	1	-	1	3	1	1	-	-	12			14
	2016	-	1	1	1	1	1	-	1	-	-	-	-	6	-50.0%	▼	6
General Civil - Level 1	2015	-	-	-	-	-	1	1	-	-	1	1	-	2			4
	2016	-	1	-	1	-	-	-	-	-	-	-	-	2	0.0%	↔	2
General Civil - Level 2	2015	-	2	3	4	5	3	6	1	3	1	3	1	24			32
	2016	3	6	2	-	1	3	3	3	-	-	-	-	21	-12.5%	▼	21
General Civil - Level 3	2015	3	3	1	2	7	4	4	4	2	-	2	1	28			33
	2016	7	4	4	3	2	1	1	3	-	-	-	-	25	-10.7%	▼	25
Miscellaneous	2015	50	38	87	50	41	43	49	64	41	73	54	119	422			709
	2016	94	79	85	54	54	55	70	59	-	-	-	-	550	30.3%	▲	550
Misdemeanor	2015	21	12	63	44	25	48	41	31	39	26	39	17	285			406
	2016	43	52	45	34	54	25	20	43	-	-	-	-	316	10.9%	▲	316
Non-Capital Felonies and Related Matters	2015	23	83	170	166	70	52	74	69	254	215	40	18	707			1,234
	2016	98	75	74	72	82	86	16	78	-	-	-	-	581	-17.8%	▼	581
Other	2015	-	-	-	1	-	-	-	-	-	1	-	-	1			2
Other Criminally Related Matters	2015	-	1	6	15	5	10	7	7	9	19	6	11	51			96
	2016	6	3	22	6	17	8	8	11	-	-	-	-	81	58.8%	▲	81
Probates/Wills and Trusts - Lev	2015	-	1	-	-	-	-	-	-	-	-	-	-	1			1
Probates/Wills and Trusts - Level 2	2015	1	-	2	1	1	-	1	4	-	2	2	1	10			15
	2016	1	1	4	2	2	-	3	4	-	-	-	-	17	70.0%	▲	17
Uncontested Divorce	2015	6	4	10	9	8	7	5	6	6	7	6	9	55			83
	2016	6	7	8	13	9	5	9	6	-	-	-	-	63	14.5%	▲	63

Court: Wise Circuit

Start/End Date: Jan-15 / Aug-16

2015 Average Month: 383

Jan-Aug 2015: 3,093

Filings Trending: ▼

Circuit/Court ID: 30

230195

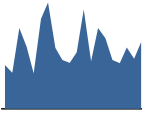
Type of Case: Filings

2016 Average Month:354

Jan-Aug 2016 : 2,830

Overall AVG. Month: 372

Monthly Summary



Jan 15-Aug 16

Totals

	2015	2016
Civil	795	510
Criminal	2,892	1,679
Other	913	641
Total	4,600	2,830

Jan --- Aug Filings

3,093

2,830

2015

2016

Jan --- Aug Filings

	2015	2016	% Change	Trending
Civil	542	510	-5.9%	▼
Criminal	1,981	1,679	-15.2%	▼
Other	570	641	12.5%	▲
Total	3,093	2,830	-8.5%	▼

	Jan	Feb	Mar	Apr	May	Jun	Jul	Aug	Sep	Oct	Nov	Dec	Thru Aug	% Change	Trending	Total
2015	262	217	485	372	213	540	638	366	294	276	340	597	3,093			4,600
2016	285	485	423	294	274	368	300	401	-	-	-	-	2,830	-8.5%	▼	2,830

		Jan	Feb	Mar	Apr	May	Jun	Jul	Aug	Sep	Oct	Nov	Dec	Thru Aug	% Change	Trending	Total
Administrative Law	2015	-	-	1	-	1	-	-	-	1	-	2	2	2			7
	2016	1	-	-	-	-	-	-	1	-	-	-	-	2	0.0%	↔	2
Capital Murder	2015	-	-	-	-	-	-	-	1	1	-	-	-	1			2
	2016	-	-	-	-	4	-	-	-	-	-	-	-	4	300.0%	▲	4
Contested Divorce	2015	7	4	9	12	8	5	5	9	7	4	6	6	59			82
	2016	7	14	8	7	1	7	11	1	-	-	-	-	56	-5.1%	▼	56
Domestic and Family - Level 1	2015	6	4	2	5	7	6	2	6	1	8	3	8	38			58
	2016	4	1	1	2	14	7	6	4	-	-	-	-	39	2.6%	▲	39
Domestic and Family - Level 2	2015	4	2	6	1	7	3	4	3	7	4	3	2	30			46
	2016	2	3	6	3	7	5	12	3	-	-	-	-	41	36.7%	▲	41
General Civil - Level 1	2015	4	-	-	-	2	1	1	-	1	1	1	1	8			12
	2016	-	2	-	3	-	2	1	-	-	-	-	-	8	0.0%	↔	8
General Civil - Level 2	2015	13	3	13	6	11	11	17	9	16	12	8	10	83			129
	2016	4	9	11	6	10	11	4	10	-	-	-	-	65	-21.7%	▼	65
General Civil - Level 3	2015	2	5	4	1	3	4	6	4	5	3	6	8	29			51
	2016	4	2	6	7	5	1	5	3	-	-	-	-	33	13.8%	▲	33
Miscellaneous	2015	91	70	132	101	53	82	45	92	79	92	82	135	666			1,054
	2016	86	118	114	87	68	64	109	108	-	-	-	-	754	13.2%	▲	754
Misdemeanor	2015	48	30	81	71	36	138	66	79	52	38	73	145	549			857
	2016	42	51	81	32	34	24	36	67	-	-	-	-	367	-33.2%	▼	367
Non-Capital Felonies and Related Matters	2015	57	56	213	146	57	245	453	125	97	92	130	264	1,352			1,935
	2016	101	250	158	120	113	216	83	175	-	-	-	-	1,216	-10.1%	▼	1,216
Other	2015	3	2	-	3	3	4	3	10	2	4	1	1	28			36
	2016	5	4	2	2	-	3	1	-	-	-	-	-	17	-39.3%	▼	17
Other Criminally Related Matters	2015	4	18	6	10	9	16	9	10	11	-	6	4	82			103
	2016	11	12	14	10	6	9	17	15	-	-	-	-	94	14.6%	▲	94
Probates/Wills and Trusts - Lev	2016	1	-	-	-	-	-	-	-	-	-	-	-	1			1
Probates/Wills and Trusts - Level 2	2015	1	4	1	1	-	3	2	2	2	1	1	3	14			21
	2016	5	5	5	2	1	4	1	1	-	-	-	-	24	71.4%	▲	24
Uncontested Divorce	2015	22	19	17	15	16	22	25	16	12	17	18	8	152			207
	2016	12	14	17	13	11	15	14	13	-	-	-	-	109	-28.3%	▼	109

Court: Prince William Circuit

Start/End Date: Jan-15 / Aug-16

2015 Average Month: 1,456

Jan-Aug 2015: 11,233

Filings Trending: ▲

Circuit/Court ID: 31

231153


Type of Case: Filings

2016 Average Month:1,568

Jan-Aug 2016 : 12,547

Overall AVG. Month: 1,501

Monthly Summary




Jan 15-Aug 16

Totals

	2015	2016
Civil	5,212	3,440
Criminal	5,521	3,797
Other	6,736	5,310
Total	17,469	12,547

Jan --- Aug Filings



20152016

Jan --- Aug Filings

	2015	2016	% Change	Trending
Civil	3,615	3,440	-4.8%	▼
Criminal	3,524	3,797	7.7%	▲
Other	4,094	5,310	29.7%	▲
Total	11,233	12,547	11.7%	▲

	Jan	Feb	Mar	Apr	May	Jun	Jul	Aug	Sep	Oct	Nov	Dec	Thru Aug	% Change	Trending	Total
2015	1,393	1,258	1,505	1,443	1,307	1,435	1,521	1,371	1,298	1,420	1,519	1,999	11,233			17,469
2016	1,399	1,659	1,713	1,412	1,515	1,683	1,563	1,603	-	-	-	-	12,547	11.7%	▲	12,547

		Jan	Feb	Mar	Apr	May	Jun	Jul	Aug	Sep	Oct	Nov	Dec	Thru Aug	% Change	Trending	Total
Administrative Law	2015	3	1	1	-	-	-	-	-	-	-	2	-	5			7
	2016	3	-	-	3	1	3	-	1	-	-	-	-	11	120.0%	▲	11
Capital Murder	2015	-	-	-	5	-	-	-	-	-	-	-	-	5			5
	2016	-	-	-	-	-	-	-	-	-	-	-	-	-			-
Contested Divorce	2015	31	45	38	38	42	29	36	42	22	32	36	29	301			420
	2016	21	31	25	36	28	37	40	42	-	-	-	-	260	-13.6%	▼	260
Domestic and Family - Level 1	2015	13	23	15	28	20	17	19	16	15	20	26	22	151			234
	2016	20	17	27	21	19	23	29	26	-	-	-	-	182	20.5%	▲	182
Domestic and Family - Level 2	2015	44	29	28	12	7	15	9	42	14	28	10	13	186			251
	2016	6	12	20	7	20	24	16	22	-	-	-	-	127	-31.7%	▼	127
General Civil - Level 1	2015	5	-	-	4	8	2	1	3	3	2	2	1	23			31
	2016	2	4	6	3	4	8	4	-	-	-	-	-	31	34.8%	▲	31
General Civil - Level 2	2015	72	65	70	97	73	91	90	63	63	64	49	69	621			866
	2016	56	84	71	59	77	88	76	90	-	-	-	-	601	-3.2%	▼	601
General Civil - Level 3	2015	21	30	34	28	27	28	34	26	41	28	27	34	228			358
	2016	25	24	26	21	52	22	21	23	-	-	-	-	214	-6.1%	▼	214
Miscellaneous	2015	576	528	658	625	475	551	616	573	574	583	651	1,176	4,602			7,586
	2016	735	798	885	665	611	744	695	713	-	-	-	-	5,846	27.0%	▲	5,846
Misdemeanor	2015	109	83	98	67	106	92	141	131	114	126	152	127	827			1,346
	2016	121	96	101	72	118	131	101	101	-	-	-	-	841	1.7%	▲	841
Non-Capital Felonies and Related Matters	2015	286	238	300	280	217	274	296	258	242	319	350	254	2,149			3,314
	2016	197	307	307	309	319	273	270	302	-	-	-	-	2,284	6.3%	▲	2,284
Other	2015	74	72	90	67	144	151	86	64	53	69	54	93	748			1,017
	2016	67	103	70	73	101	133	101	78	-	-	-	-	726	-2.9%	▼	726
Other Criminally Related Matters	2015	81	38	53	64	93	78	93	55	72	57	79	105	555			868
	2016	76	84	71	46	81	102	111	102	-	-	-	-	673	21.3%	▲	673
Probates/Wills and Trusts - Level 1	2015	1	1	1	3	1	-	1	1	2	1	-	1	9			13
	2016	-	-	-	1	-	1	2	-	-	-	-	-	4	-55.6%	▼	4
Probates/Wills and Trusts - Level 2	2015	8	14	13	8	8	10	13	6	8	10	6	6	80			110
	2016	7	8	13	16	5	12	9	9	-	-	-	-	79	-1.3%	▼	79
Protective Orders	2015	1	4	3	1	1	3	-	1	1	1	5	5	14			26
	2016	1	-	-	-	-	1	-	1	-	-	-	-	3	-78.6%	▼	3
Uncontested Divorce	2015	68	87	103	121	85	94	86	90	74	80	70	64	734			1,022
	2016	62	91	91	75	79	81	88	93	-	-	-	-	660	-10.1%	▼	660