

Court: Chesapeake Circuit

Start/End Date: Jan-15 / Apr-16

2015 Average Month: 1,120

Jan-Apr 2015: 4,086

Filings Trending: ▲

Circuit/Court ID: 1 201550


Type of Case: Filings

2016 Average Month:1,448

Jan-Apr 2016 : 5,790

Overall AVG. Month: 1,202

Monthly Summary

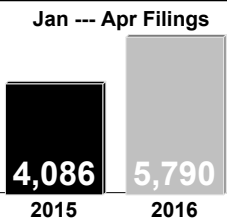


Jan 15-Apr 16

Totals

	2015	2016
Civil	3,297	1,237
Criminal	5,733	2,377
Other	4,413	2,176
Total	13,443	5,790

Jan --- Apr Filings



4,086 2015 5,790 2016

Jan --- Apr Filings

	2015	2016	% Change	Trending
Civil	1,036	1,237	19.4%	▲
Criminal	1,743	2,377	36.4%	▲
Other	1,307	2,176	66.5%	▲
Total	4,086	5,790	41.7%	▲

	Jan	Feb	Mar	Apr	May	Jun	Jul	Aug	Sep	Oct	Nov	Dec	Thru Apr	% Change	Trending	Total
2015	1,019	845	1,028	1,194	1,033	1,016	1,371	988	1,077	1,256	1,099	1,517	4,086			13,443
2016	1,283	1,455	1,598	1,454	-	-	-	-	-	-	-	-	5,790	41.7%	▲	5,790

		Jan	Feb	Mar	Apr	May	Jun	Jul	Aug	Sep	Oct	Nov	Dec	Thru Apr	% Change	Trending	Total
Administrative Law	2015	1	1	-	2	4	1	5	4	3	1	-	-	4			22
	2016	3	2	3	3	-	-	-	-	-	-	-	-	11	175.0%	▲	11
Capital Murder	2015	-	-	-	-	-	1	-	-	-	-	-	-	0			1
	2016	14	19	20	25	34	27	19	15	15	23	27	19	78	0.0%	↔	257
Contested Divorce	2015	30	26	29	25	-	-	-	-	-	-	-	-	110	41.0%	▲	110
	2016	10	16	13	33	10	19	21	17	18	15	23	18	72			213
Domestic and Family - Level 1	2015	9	20	30	26	-	-	-	-	-	-	-	-	85	18.1%	▲	85
	2016	3	12	11	9	5	6	7	4	9	5	5	9	35			85
Domestic and Family - Level 2	2015	5	8	11	14	-	-	-	-	-	-	-	-	38	8.6%	▲	38
	2016	1	5	2	6	3	1	6	3	5	4	5	-	14			41
General Civil - Level 1	2015	4	2	3	3	-	-	-	-	-	-	-	-	12	-14.3%	▼	12
	2016	31	55	32	64	31	39	67	39	37	51	37	31	182			514
General Civil - Level 2	2015	48	43	31	24	-	-	-	-	-	-	-	-	146	-19.8%	▼	146
	2016	3	12	16	26	14	15	28	3	11	29	12	21	57			190
General Civil - Level 3	2015	23	10	16	14	-	-	-	-	-	-	-	-	63	10.5%	▲	63
	2016	406	321	381	343	312	296	462	305	344	338	387	676	1,451			4,571
Miscellaneous	2015	567	581	501	409	-	-	-	-	-	-	-	-	2,058	41.8%	▲	2,058
	2016	100	82	104	135	124	105	131	122	114	122	123	154	421			1,416
Misdemeanor	2015	82	142	140	146	-	-	-	-	-	-	-	-	510	21.1%	▲	510
	2016	315	183	258	408	347	334	331	287	306	393	257	297	1,164			3,716
Non-Capital Felonies and Related Matters	2015	291	358	555	493	-	-	-	-	-	-	-	-	1,697	45.8%	▲	1,697
	2016	62	35	72	56	50	58	148	87	90	168	109	123	225			1,058
Other	2015	121	129	136	175	-	-	-	-	-	-	-	-	561	149.3%	▲	561
	2016	31	50	42	39	37	51	74	42	57	49	53	94	162			619
Other Criminally Related Matters	2015	28	45	59	44	-	-	-	-	-	-	-	-	176	8.6%	▲	176
	2016	2	1	1	-	-	2	-	-	1	2	-	1	4			10
Probates/Wills and Trusts - Level 1	2015	-	-	2	-	-	-	-	-	-	-	-	-	2	-50.0%	▼	2
	2016	8	3	10	2	5	4	7	11	4	9	5	3	23			71
Probates/Wills and Trusts - Level 2	2015	6	7	8	6	-	-	-	-	-	-	-	-	27	17.4%	▲	27
	2016	32	50	66	46	57	57	65	49	63	47	56	71	194			659
Uncontested Divorce	2015	66	82	74	72	-	-	-	-	-	-	-	-	294	51.5%	▲	294
	2016																

Court: Accomack Circuit

Start/End Date: Jan-15 / Apr-16

2015 Average Month: 111

Jan-Apr 2015: 437

Filings Trending: ▲

Circuit/Court ID: 2 202001


Type of Case: Filings

2016 Average Month:137

Jan-Apr 2016 : 547

Overall AVG. Month: 117

Monthly Summary




Jan 15-Apr 16

Totals

	2015	2016
Civil	396	111
Criminal	431	130
Other	501	306
Total	1,328	547

Jan --- Apr Filings



437 2015 547 2016

Jan --- Apr Filings

	2015	2016	% Change	Trending
Civil	127	111	-12.6%	▼
Criminal	154	130	-15.6%	▼
Other	156	306	96.2%	▲
Total	437	547	25.2%	▲

	Jan	Feb	Mar	Apr	May	Jun	Jul	Aug	Sep	Oct	Nov	Dec	Thru Apr	% Change	Trending	Total
2015	102	86	109	140	87	96	84	98	100	154	90	182	437			1,328
2016	147	179	103	118	-	-	-	-	-	-	-	-	547	25.2%	▲	547

		Jan	Feb	Mar	Apr	May	Jun	Jul	Aug	Sep	Oct	Nov	Dec	Thru Apr	% Change	Trending	Total
Administrative Law	2015	-	-	-	-	-	-	-	-	-	2	2	-	0			4
	2016	-	2	1	1	-	-	-	-	-	-	-	-	4	0.0%	↔	4
Capital Murder	2015	-	1	-	-	-	-	-	-	-	-	-	-	1			1
	2016	-	1	-	-	-	-	-	-	-	-	-	-	1			1
Contested Divorce	2015	4	3	2	2	1	3	1	2	3	6	3	1	11			31
	2016	4	3	1	1	-	-	-	-	-	-	-	-	9	-18.2%	▼	9
Domestic and Family - Level 1	2015	-	2	-	2	2	-	2	-	1	4	2	-	4			15
	2016	3	3	3	1	-	-	-	-	-	-	-	-	10	150.0%	▲	10
Domestic and Family - Level 2	2015	2	-	-	-	-	2	4	1	-	-	-	-	2			9
	2016	-	-	-	2	-	-	-	-	-	-	-	-	2	0.0%	↔	2
General Civil - Level 1	2015	3	2	-	1	1	-	1	-	-	-	-	-	6			8
	2016	1	-	-	-	-	-	-	-	-	-	-	-	1	-83.3%	▼	1
General Civil - Level 2	2015	14	2	2	7	10	10	3	15	7	5	6	2	25			83
	2016	3	3	1	6	-	-	-	-	-	-	-	-	13	-48.0%	▼	13
General Civil - Level 3	2015	9	3	3	4	7	5	2	4	7	3	2	1	19			50
	2016	3	2	3	2	-	-	-	-	-	-	-	-	10	-47.4%	▼	10
Miscellaneous	2015	44	26	64	47	44	27	39	29	45	68	55	100	181			588
	2016	101	105	74	57	-	-	-	-	-	-	-	-	337	86.2%	▲	337
Misdemeanor	2015	2	3	8	4	4	8	10	9	4	12	5	8	17			77
	2016	9	5	4	10	-	-	-	-	-	-	-	-	28	64.7%	▲	28
Non-Capital Felonies and Related Matters	2015	9	39	12	65	10	31	11	26	20	47	6	62	125			338
	2016	6	49	7	28	-	-	-	-	-	-	-	-	90	-28.0%	▼	90
Other	2015	1	1	1	1	1	2	2	3	2	2	2	3	4			21
	2016	6	-	-	-	-	-	-	-	-	-	-	-	6	50.0%	▲	6
Other Criminally Related Matters	2015	4	-	6	2	-	2	-	-	-	2	3	1	12			20
	2016	5	1	4	1	-	-	-	-	-	-	-	-	11	-8.3%	▼	11
Probates/Wills and Trusts - Lev	2016	-	-	1	-	-	-	-	-	-	-	-	-	1			1
Probates/Wills and Trusts - Level 2	2015	-	-	1	-	-	-	-	3	-	-	-	-	1			4
	2016	-	-	1	-	-	-	-	-	-	-	-	-	1	0.0%	↔	1
Protective Orders	2015	-	-	-	-	-	-	1	-	-	-	-	-	0			1
Uncontested Divorce	2015	10	5	10	5	7	6	8	6	11	3	4	4	30	0.0%	↔	79
	2016	6	5	3	9	-	-	-	-	-	-	-	-	23	-23.3%	▼	23

Court: Northampton Circuit

Start/End Date: Jan-15 / Apr-16

2015 Average Month: 74

Jan-Apr 2015: 217

Filings Trending: ▲

Circuit/Court ID: 2 202131


Type of Case: Filings

2016 Average Month:97

Jan-Apr 2016 : 387

Overall AVG. Month: 80

Monthly Summary

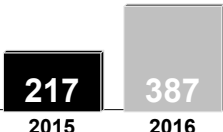


Jan 15-Apr 16

Totals

	2015	2016
Civil	173	46
Criminal	532	253
Other	184	88
Total	889	387

Jan --- Apr Filings



217 2015 387 2016

Jan --- Apr Filings

	2015	2016	% Change	Trending
Civil	57	46	-19.3%	▼
Criminal	113	253	123.9%	▲
Other	47	88	87.2%	▲
Total	217	387	78.3%	▲

	Jan	Feb	Mar	Apr	May	Jun	Jul	Aug	Sep	Oct	Nov	Dec	Thru Apr	% Change	Trending	Total
2015	55	46	70	46	58	83	82	75	60	123	108	83	217			889
2016	107	90	151	39	-	-	-	-	-	-	-	-	387	78.3%	▲	387

		Jan	Feb	Mar	Apr	May	Jun	Jul	Aug	Sep	Oct	Nov	Dec	Thru Apr	% Change	Trending	Total
Administrative Law	2015	-	-	-	-	1	-	-	-	-	-	-	-	0			1
Contested Divorce	2015	-	-	3	2	-	-	2	4	1	2	1	-	5	0.0%	↔	15
	2016	2	3	-	-	-	-	-	-	-	-	-	-	5	0.0%	↔	5
Domestic and Family - Level 1	2015	-	-	-	1	3	-	2	-	-	-	3	1	1		▲	10
	2016	-	-	2	3	-	-	-	-	-	-	-	-	5	400.0%	▲	5
Domestic and Family - Level 2	2015	-	1	1	-	-	1	-	-	-	-	-	-	2			3
General Civil - Level 1	2015	-	-	-	-	-	-	-	-	-	1	-	1	0			2
	2016	-	-	-	1	-	-	-	-	-	-	-	-	1	0.0%	↔	1
General Civil - Level 2	2015	2	1	4	3	1	3	4	2	3	-	1	1	10			25
	2016	-	-	2	1	-	-	-	-	-	-	-	-	3	-70.0%	▼	3
General Civil - Level 3	2015	9	1	-	2	5	9	6	7	2	6	3	2	12			52
	2016	2	5	-	3	-	-	-	-	-	-	-	-	10	-16.7%	▼	10
Miscellaneous	2015	13	20	20	8	14	12	16	20	16	23	30	29	61			221
	2016	24	29	28	15	-	-	-	-	-	-	-	-	96	57.4%	▲	96
Misdemeanor	2015	15	8	15	10	14	20	27	26	23	55	33	14	48			260
	2016	21	26	10	1	-	-	-	-	-	-	-	-	58	20.8%	▲	58
Non-Capital Felonies and Related Matters	2015	7	6	21	8	12	19	20	7	10	30	28	29	42			197
	2016	52	23	96	9	-	-	-	-	-	-	-	-	180	328.6%	▲	180
Other Criminally Related Matters	2015	7	6	4	6	7	17	3	8	4	5	7	1	23			75
	2016	3	3	6	3	-	-	-	-	-	-	-	-	15	-34.8%	▼	15
Probates/Wills and Trusts - Level 2	2015	1	2	1	3	1	-	-	-	-	-	-	1	7			9
	2016	1	-	1	1	-	-	-	-	-	-	-	-	3	-57.1%	▼	3
Uncontested Divorce	2015	1	1	1	3	-	2	2	1	1	1	2	4	6			19
	2016	2	1	6	2	-	-	-	-	-	-	-	-	11	83.3%	▲	11

Court: Virginia Beach Circuit

Start/End Date: Jan-15 / Apr-16

2015 Average Month: 1,231

Jan-Apr 2015: 4,713

Filings Trending: ▲

Circuit/Court ID: 2 202810

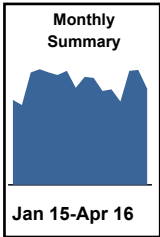
Type of Case: Filings

2016 Average Month:1,226

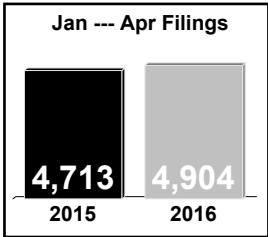
Jan-Apr 2016 : 4,904

Overall AVG. Month: 1,230

Virginia Beach - Back on CMS - October 2014



Totals		
	2015	2016
Civil	5,970	2,121
Criminal	8,253	2,576
Other	548	207
Total	14,771	4,904



Jan --- Apr Filings				
	2015	2016	% Change	Trending
Civil	1,815	2,121	16.9%	▲
Criminal	2,746	2,576	-6.2%	▼
Other	152	207	36.2%	▲
Total	4,713	4,904	4.1%	▲

	Jan	Feb	Mar	Apr	May	Jun	Jul	Aug	Sep	Oct	Nov	Dec	Thru Apr	% Change	Trending	Total
2015	1,018	959	1,349	1,387	1,349	1,321	1,368	1,166	1,298	1,283	1,127	1,146	4,713			14,771
2016	1,001	1,368	1,382	1,153	-	-	-	-	-	-	-	-	4,904	4.1%	▲	4,904

		Jan	Feb	Mar	Apr	May	Jun	Jul	Aug	Sep	Oct	Nov	Dec	Thru Apr	% Change	Trending	Total
Administrative Law	2015	1	2	3	2	1	-	-	-	1	2	-	2	8			14
	2016	3	1	-	1	-	-	-	-	-	-	-	-	5	-37.5%	▼	5
Capital Murder	2015	-	1	-	-	2	-	-	-	1	-	-	2	1			6
	2016	18	22	45	40	33	29	36	22	26	28	30	27	125	16.0%	▲	356
Contested Divorce	2015	29	37	39	40	-	-	-	-	-	-	-	-	145			145
	2016	20	36	26	50	40	59	58	63	53	53	46	52	132	34.1%	▲	556
Domestic and Family - Level 1	2015	44	36	49	48	-	-	-	-	-	-	-	-	177			177
	2016	5	15	16	10	8	19	8	10	14	15	10	18	46	37.0%	▲	148
Domestic and Family - Level 2	2015	11	15	20	17	-	-	-	-	-	-	-	-	63			63
	2016	2	2	2	3	5	5	1	10	3	2	3	2	9	66.7%	▲	40
General Civil - Level 1	2015	2	5	5	3	-	-	-	-	-	-	-	-	15			15
	2016	63	52	86	60	59	66	69	60	80	88	70	49	261	-8.4%	▼	802
General Civil - Level 2	2015	56	53	73	57	-	-	-	-	-	-	-	-	239			239
	2016	23	18	41	85	76	102	90	111	68	96	94	60	167	109.6%	▲	864
General Civil - Level 3	2015	97	94	84	75	-	-	-	-	-	-	-	-	350			350
	2016	112	123	205	189	139	169	237	187	204	184	122	158	629	18.3%	▲	2,029
Miscellaneous	2015	138	188	205	213	-	-	-	-	-	-	-	-	744			744
	2016	161	148	196	260	253	215	267	194	212	260	229	225	765	11.5%	▲	2,620
Misdemeanor	2015	155	228	270	200	-	-	-	-	-	-	-	-	853			853
	2016	339	315	405	474	500	408	392	323	443	378	333	359	1,533	-3.3%	▼	4,669
Non-Capital Felonies and Related Matters	2015	285	477	366	354	-	-	-	-	-	-	-	-	1,482			1,482
	2016	57	55	69	56	62	57	49	52	61	45	55	52	237	-9.3%	▼	670
Other	2015	57	73	82	3	-	-	-	-	-	-	-	-	215			215
	2016	134	112	141	67	75	80	76	43	56	62	59	71	454	-45.6%	▼	976
Other Criminally Related Matters	2015	42	56	78	71	-	-	-	-	-	-	-	-	247			247
	2016	-	1	2	1	1	-	1	1	-	-	1	2	4	-25.0%	▼	10
Probates/Wills and Trusts - Level 1	2015	-	-	1	2	-	-	-	-	-	-	-	-	3			3
	2016	10	5	8	8	8	17	10	10	12	9	10	6	31	77.4%	▲	113
Probates/Wills and Trusts - Level 2	2015	16	21	13	5	-	-	-	-	-	-	-	-	55			55
	2016	-	-	-	-	1	-	-	-	-	1	-	-	0			2
Protective Orders	2015	-	-	1	2	-	-	-	-	-	-	-	-	3	0.0%	↔	3
	2016	73	52	104	82	86	95	74	80	64	60	65	61	311	-1.0%	▼	896
Uncontested Divorce	2015	66	84	96	62	-	-	-	-	-	-	-	-	308			308
	2016																

Court: Portsmouth Circuit

Start/End Date: Jan-15 / Apr-16

2015 Average Month: 800

Jan-Apr 2015: 3,238

Filings Trending: ▼

Circuit/Court ID: 3 203740


Type of Case: Filings

2016 Average Month:772

Jan-Apr 2016 : 3,087

Overall AVG. Month: 793

Monthly Summary



Jan 15-Apr 16

Totals

	2015	2016
Civil	3,746	920
Criminal	4,315	1,392
Other	1,543	775
Total	9,604	3,087

Jan --- Apr Filings

3,238

2015

3,087

2016

Jan --- Apr Filings

	2015	2016	% Change	Trending
Civil	1,320	920	-30.3%	▼
Criminal	1,348	1,392	3.3%	▲
Other	570	775	36.0%	▲
Total	3,238	3,087	-4.7%	▼

	Jan	Feb	Mar	Apr	May	Jun	Jul	Aug	Sep	Oct	Nov	Dec	Thru Apr	% Change	Trending	Total
2015	671	670	937	960	895	837	774	750	781	728	698	903	3,238			9,604
2016	722	788	869	708	-	-	-	-	-	-	-	-	3,087	-4.7%	▼	3,087

		Jan	Feb	Mar	Apr	May	Jun	Jul	Aug	Sep	Oct	Nov	Dec	Thru Apr	% Change	Trending	Total
Administrative Law	2015	-	2	2	-	3	-	1	-	1	-	1	-	4			10
	2016	1	-	-	-	-	-	-	-	-	-	-	-	1	-75.0%	▼	1
Contested Divorce	2015	4	10	17	11	10	13	11	9	7	11	8	10	42			121
	2016	6	4	10	13	-	-	-	-	-	-	-	-	33	-21.4%	▼	33
Domestic and Family - Level 1	2015	14	17	10	5	7	5	10	12	7	6	10	7	46			110
	2016	2	11	10	5	-	-	-	-	-	-	-	-	28	-39.1%	▼	28
Domestic and Family - Level 2	2015	3	2	7	-	5	7	6	4	5	4	3	2	12			48
	2016	1	3	5	3	-	-	-	-	-	-	-	-	12	0.0%	↔	12
General Civil - Level 1	2015	1	1	2	2	-	1	-	1	4	-	1	2	6			15
	2016	2	2	3	1	-	-	-	-	-	-	-	-	8	33.3%	▲	8
General Civil - Level 2	2015	20	27	30	22	19	30	28	21	20	23	14	29	99			283
	2016	13	22	18	22	-	-	-	-	-	-	-	-	75	-24.2%	▼	75
General Civil - Level 3	2015	118	107	133	215	170	206	97	154	91	78	91	77	573			1,537
	2016	49	64	101	82	-	-	-	-	-	-	-	-	296	-48.3%	▼	296
Miscellaneous	2015	217	165	214	216	179	168	193	199	198	162	176	222	812			2,309
	2016	224	207	234	199	-	-	-	-	-	-	-	-	864	6.4%	▲	864
Misdemeanor	2015	65	97	161	121	167	86	127	92	97	98	105	124	444			1,340
	2016	86	96	106	62	-	-	-	-	-	-	-	-	350	-21.2%	▼	350
Non-Capital Felonies and Related Matters	2015	151	136	246	225	208	201	212	166	222	252	189	318	758			2,526
	2016	239	255	229	186	-	-	-	-	-	-	-	-	909	19.9%	▲	909
Other	2015	35	35	38	63	49	38	30	31	63	35	28	40	171			485
	2016	51	55	68	69	-	-	-	-	-	-	-	-	243	42.1%	▲	243
Other Criminally Related Matters	2015	15	44	48	42	43	51	27	34	44	29	39	51	149			467
	2016	30	33	38	36	-	-	-	-	-	-	-	-	137	-8.1%	▼	137
Probates/Wills and Trusts - Level 1	2015	-	-	-	-	-	-	-	-	-	-	1	-	0			1
	2016	-	1	-	-	-	-	-	-	-	-	-	-	1	0.0%	↔	1
Probates/Wills and Trusts - Level 2	2015	6	3	4	5	4	3	4	3	2	4	5	5	18			48
	2016	2	7	4	5	-	-	-	-	-	-	-	-	18	0.0%	↔	18
Protective Orders	2015	-	5	2	1	3	-	2	3	2	4	2	-	8			24
	2016	-	-	4	3	-	-	-	-	-	-	-	-	7	-12.5%	▼	7
Uncontested Divorce	2015	22	19	23	32	28	28	26	21	18	22	25	16	96			280
	2016	16	28	39	22	-	-	-	-	-	-	-	-	105	9.4%	▲	105

Court: Norfolk Circuit

Start/End Date: Jan-15 / Apr-16

2015 Average Month: 1,886

Jan-Apr 2015: 7,511

Filings Trending: ▲

Circuit/Court ID: 4 204710


Type of Case: Filings

2016 Average Month:2,101

Jan-Apr 2016 : 8,403

Overall AVG. Month: 1,939

Monthly Summary



Jan 15-Apr 16

Totals

	2015	2016
Civil	12,024	4,130
Criminal	7,368	2,673
Other	3,236	1,600
Total	22,628	8,403

Jan --- Apr Filings

7,511

2015

8,403

2016

Jan --- Apr Filings

	2015	2016	% Change	Trending
Civil	4,154	4,130	-0.6%	▼
Criminal	2,318	2,673	15.3%	▲
Other	1,039	1,600	54.0%	▲
Total	7,511	8,403	11.9%	▲

	Jan	Feb	Mar	Apr	May	Jun	Jul	Aug	Sep	Oct	Nov	Dec	Thru Apr	% Change	Trending	Total
2015	1,897	1,342	2,255	2,017	1,923	1,868	1,844	1,819	1,920	1,814	1,844	2,085	7,511			22,628
2016	1,878	2,199	2,355	1,971	-	-	-	-	-	-	-	-	8,403	11.9%	▲	8,403

		Jan	Feb	Mar	Apr	May	Jun	Jul	Aug	Sep	Oct	Nov	Dec	Thru Apr	% Change	Trending	Total
Administrative Law	2015	-	-	-	-	-	1	-	1	-	2	1	-	0			5
	2016	2	1	-	1	-	-	-	-	-	-	-	-	4	0.0%	↔	4
Capital Murder	2015	-	-	-	-	-	-	-	-	-	-	-	-	2			2
	2016	-	-	-	2	-	-	-	-	-	-	-	-	2			2
Contested Divorce	2015	73	84	113	119	100	89	100	101	75	101	83	86	389			1,124
	2016	92	115	119	111	-	-	-	-	-	-	-	-	437	12.3%	▲	437
Domestic and Family - Level 1	2015	17	21	20	13	17	23	38	17	15	24	19	23	71			247
	2016	22	42	48	28	-	-	-	-	-	-	-	-	140	97.2%	▲	140
Domestic and Family - Level 2	2015	24	9	10	37	28	14	18	26	23	14	25	20	80			248
	2016	24	24	21	16	-	-	-	-	-	-	-	-	85	6.3%	▲	85
General Civil - Level 1	2015	5	3	2	6	7	3	7	2	6	4	5	3	16			53
	2016	3	6	4	3	-	-	-	-	-	-	-	-	16	0.0%	↔	16
General Civil - Level 2	2015	52	68	56	46	47	73	62	46	48	43	46	29	222			616
	2016	37	56	45	53	-	-	-	-	-	-	-	-	191	-14.0%	▼	191
General Civil - Level 3	2015	38	26	56	34	35	39	42	50	60	49	37	39	154			505
	2016	48	51	49	49	-	-	-	-	-	-	-	-	197	27.9%	▲	197
Miscellaneous	2015	831	439	955	692	708	632	545	749	670	638	752	894	2,917			8,505
	2016	676	743	886	648	-	-	-	-	-	-	-	-	2,953	1.2%	▲	2,953
Misdemeanor	2015	140	84	121	134	136	146	137	93	145	105	129	142	479			1,512
	2016	120	122	187	136	-	-	-	-	-	-	-	-	565	18.0%	▲	565
Non-Capital Felonies and Related Matters	2015	340	278	426	476	436	398	458	356	449	423	393	461	1,520			4,894
	2016	432	423	487	432	-	-	-	-	-	-	-	-	1,774	16.7%	▲	1,774
Other	2015	79	77	85	90	80	108	83	91	82	105	78	109	331			1,067
	2016	108	247	107	105	-	-	-	-	-	-	-	-	567	71.3%	▲	567
Other Criminally Related Matters	2015	93	57	71	107	78	100	95	81	103	84	61	87	328			1,017
	2016	76	87	97	92	-	-	-	-	-	-	-	-	352	7.3%	▲	352
Probates/Wills and Trusts - Level 1	2015	-	-	-	2	-	-	1	2	-	-	-	-	2			5
	2016	-	2	1	-	-	-	-	-	-	-	-	-	3	50.0%	▲	3
Probates/Wills and Trusts - Level 2	2015	12	3	19	19	17	14	14	9	11	12	18	17	53			165
	2016	15	16	18	18	-	-	-	-	-	-	-	-	67	26.4%	▲	67
Protective Orders	2015	-	1	3	-	3	3	2	1	-	-	2	3	4			18
	2016	1	1	-	-	-	-	-	-	-	-	-	-	2	-50.0%	▼	2
Uncontested Divorce	2015	193	192	318	242	231	225	242	194	233	210	195	172	945			2,647
	2016	222	263	286	277	-	-	-	-	-	-	-	-	1,048	10.9%	▲	1,048

Court: Isle of Wight Circuit

Start/End Date: Jan-15 / Apr-16

2015 Average Month: 143

Jan-Apr 2015: 549

Filings Trending: ▲

Circuit/Court ID: 5 205093


Type of Case: Filings

2016 Average Month:192

Jan-Apr 2016 : 766

Overall AVG. Month: 155

Monthly Summary



Jan 15-Apr 16

Totals

	2015	2016
Civil	393	154
Criminal	521	272
Other	797	340
Total	1,711	766

Jan --- Apr Filings

549

766

20152016

Jan --- Apr Filings

	2015	2016	% Change	Trending
Civil	110	154	40.0%	▲
Criminal	171	272	59.1%	▲
Other	268	340	26.9%	▲
Total	549	766	39.5%	▲

	Jan	Feb	Mar	Apr	May	Jun	Jul	Aug	Sep	Oct	Nov	Dec	Thru Apr	% Change	Trending	Total
2015	153	116	170	110	137	125	187	125	140	123	145	180	549			1,711
2016	237	203	159	167	-	-	-	-	-	-	-	-	766	39.5%	▲	766

		Jan	Feb	Mar	Apr	May	Jun	Jul	Aug	Sep	Oct	Nov	Dec	Thru Apr	% Change	Trending	Total
Administrative Law	2015	-	-	-	-	1	-	-	-	-	-	-	-	0			1
	2016	-	-	3	-	-	-	-	-	-	-	-	-	3	0.0%	↔	3
Contested Divorce	2015	-	2	2	2	3	7	2	1	2	4	2	3	6			30
	2016	4	3	5	3	-	-	-	-	-	-	-	-	15	150.0%	▲	15
Domestic and Family - Level 1	2015	4	-	-	1	3	6	3	3	3	5	1	2	5			31
	2016	-	9	5	4	-	-	-	-	-	-	-	-	18	260.0%	▲	18
Domestic and Family - Level 2	2015	1	1	1	-	1	-	4	2	-	4	-	1	3			15
	2016	1	3	1	1	-	-	-	-	-	-	-	-	6	100.0%	▲	6
General Civil - Level 1	2015	-	-	1	-	1	-	-	-	-	-	-	-	1			2
General Civil - Level 2	2015	7	3	2	2	6	5	5	12	1	3	9	5	14			60
	2016	5	4	4	1	-	-	-	-	-	-	-	-	14	0.0%	↔	14
General Civil - Level 3	2015	2	6	2	3	3	2	2	3	2	5	2	2	13			34
	2016	2	2	1	3	-	-	-	-	-	-	-	-	8	-38.5%	▼	8
Miscellaneous	2015	64	62	78	59	57	50	67	72	52	67	67	133	263			828
	2016	114	118	93	59	-	-	-	-	-	-	-	-	384	46.0%	▲	384
Misdemeanor	2015	2	3	15	7	3	4	9	4	13	8	3	2	27			73
	2016	4	7	10	4	-	-	-	-	-	-	-	-	25	-7.4%	▼	25
Non-Capital Felonies and Related Matters	2015	54	19	44	8	30	30	78	7	36	12	43	20	125			381
	2016	88	28	23	82	-	-	-	-	-	-	-	-	221	76.8%	▲	221
Other	2015	3	10	6	17	12	5	4	9	6	3	7	4	36			86
	2016	11	2	-	-	-	-	-	-	-	-	-	-	13	-63.9%	▼	13
Other Criminally Related Matters	2015	6	3	10	-	5	7	4	3	17	5	2	5	19			67
	2016	2	17	4	3	-	-	-	-	-	-	-	-	26	36.8%	▲	26
Probates/Wills and Trusts - Level 2	2015	1	2	3	1	-	-	2	-	-	2	-	-	7			11
	2016	-	2	-	1	-	-	-	-	-	-	-	-	3	-57.1%	▼	3
Uncontested Divorce	2015	9	5	6	10	12	9	7	9	8	5	9	3	30			92
	2016	6	8	10	6	-	-	-	-	-	-	-	-	30	0.0%	↔	30

Court: Southampton Circuit

Start/End Date: Jan-15 / Apr-16

2015 Average Month: 128

Jan-Apr 2015: 511

Filings Trending: ▲

Circuit/Court ID: 5 205175


Type of Case: Filings

2016 Average Month:201

Jan-Apr 2016 : 802

Overall AVG. Month: 146

Monthly Summary



Jan 15-Apr 16

Totals

	2015	2016
Civil	369	163
Criminal	819	391
Other	352	248
Total	1,540	802

Jan --- Apr Filings

511

2015

802

2016

Jan --- Apr Filings

	2015	2016	% Change	Trending
Civil	137	163	19.0%	▲
Criminal	258	391	51.6%	▲
Other	116	248	113.8%	▲
Total	511	802	56.9%	▲

	Jan	Feb	Mar	Apr	May	Jun	Jul	Aug	Sep	Oct	Nov	Dec	Thru Apr	% Change	Trending	Total
2015	116	101	163	131	109	105	180	107	170	94	137	127	511			1,540
2016	204	211	230	157	-	-	-	-	-	-	-	-	802	56.9%	▲	802

		Jan	Feb	Mar	Apr	May	Jun	Jul	Aug	Sep	Oct	Nov	Dec	Thru Apr	% Change	Trending	Total
Administrative Law	2015	1	-	-	-	-	-	-	2	-	-	2	1	1			6
	2016	-	1	-	-	-	-	-	-	-	-	-	-	1	0.0%	↔	1
Capital Murder	2015	-	-	-	-	-	-	-	-	-	-	1	-	0			1
	2016	2	9	7	1	3	4	3	1	-	-	-	3	19	0.0%	↔	33
Contested Divorce	2015	2	9	7	1	3	4	3	1	-	-	-	3	19			33
	2016	2	2	4	1	-	-	-	-	-	-	-	-	9	-52.6%	▼	9
Domestic and Family - Level 1	2015	1	2	3	-	2	1	4	1	1	-	1	2	6			18
	2016	-	-	1	-	-	-	-	-	-	-	-	-	1	-83.3%	▼	1
Domestic and Family - Level 2	2015	-	-	-	1	-	-	1	-	1	-	3	-	1			6
	2016	-	16	1	-	-	-	-	-	-	-	-	-	17	1,600.0%	▲	17
General Civil - Level 1	2015	-	-	-	1	-	-	-	1	-	-	-	-	1			2
	2016	1	-	-	-	-	-	-	-	-	-	-	-	1	0.0%	↔	1
General Civil - Level 2	2015	6	4	5	5	6	4	1	1	3	9	3	3	20			50
	2016	2	9	9	2	-	-	-	-	-	-	-	-	22	10.0%	▲	22
General Civil - Level 3	2015	2	1	2	4	2	2	6	3	4	1	1	2	9			30
	2016	3	10	2	2	-	-	-	-	-	-	-	-	17	88.9%	▲	17
Miscellaneous	2015	26	46	47	37	22	24	46	45	39	35	28	68	156			463
	2016	76	77	66	57	-	-	-	-	-	-	-	-	276	76.9%	▲	276
Misdemeanor	2015	14	16	11	7	11	11	17	6	15	8	21	12	48			149
	2016	22	11	21	11	-	-	-	-	-	-	-	-	65	35.4%	▲	65
Non-Capital Felonies and Related Matters	2015	43	13	56	61	38	49	64	36	81	29	62	27	173			559
	2016	70	62	100	64	-	-	-	-	-	-	-	-	296	71.1%	▲	296
Other	2015	1	1	2	-	-	-	4	2	2	-	-	-	4			12
	2016	13	8	3	7	-	-	-	-	-	-	-	-	31	675.0%	▲	31
Other Criminally Related Matters	2015	15	-	20	2	16	4	23	-	20	7	8	4	37			119
	2016	9	8	13	3	-	-	-	-	-	-	-	-	33	-10.8%	▼	33
Probates/Wills and Trusts - Lev	2016	-	-	-	1	-	-	-	-	-	-	-	-	1			1
Probates/Wills and Trusts - Lev	2015	-	-	-	3	-	2	2	-	1	2	-	-	3			10
Protective Orders	2015	1	-	1	-	-	-	-	-	-	-	-	1	2			3
	2016	-	-	1	-	-	-	-	-	-	-	-	-	1	-50.0%	▼	1
Uncontested Divorce	2015	4	9	9	9	9	4	9	9	3	3	7	4	31			79
	2016	6	7	9	9	-	-	-	-	-	-	-	-	31	0.0%	↔	31

Court: Suffolk Circuit

Start/End Date: Jan-15 / Apr-16

2015 Average Month: 476

Jan-Apr 2015: 2,005

Filings Trending: ▲

Circuit/Court ID: 5 205800


Type of Case: Filings

2016 Average Month:516

Jan-Apr 2016 : 2,063

Overall AVG. Month: 486

Monthly Summary



Jan 15-Apr 16

Totals

	2015	2016
Civil	1,135	356
Criminal	3,090	1,095
Other	1,481	612
Total	5,706	2,063

Jan --- Apr Filings

2,005

2015

2,063

2016

Jan --- Apr Filings

	2015	2016	% Change	Trending
Civil	374	356	-4.8%	▼
Criminal	1,126	1,095	-2.8%	▼
Other	505	612	21.2%	▲
Total	2,005	2,063	2.9%	▲

	Jan	Feb	Mar	Apr	May	Jun	Jul	Aug	Sep	Oct	Nov	Dec	Thru Apr	% Change	Trending	Total
2015	566	455	583	401	403	528	413	452	394	487	573	451	2,005			5,706
2016	499	509	567	488	-	-	-	-	-	-	-	-	2,063	2.9%	▲	2,063

		Jan	Feb	Mar	Apr	May	Jun	Jul	Aug	Sep	Oct	Nov	Dec	Thru Apr	% Change	Trending	Total
Administrative Law	2015	1	-	-	1	-	-	-	-	-	-	-	-	2			2
	2016	1	-	-	-	-	-	-	-	-	-	-	-	1	-50.0%	▼	1
Capital Murder	2015	-	-	4	-	-	-	-	-	-	-	-	-	4			4
	2016	-	-	-	-	-	-	-	-	-	-	-	-	-			-
Contested Divorce	2015	8	5	14	8	11	9	9	10	8	7	10	10	35			109
	2016	5	8	11	6	-	-	-	-	-	-	-	-	30	-14.3%	▼	30
Domestic and Family - Level 1	2015	6	2	1	9	3	6	6	3	3	12	1	1	18			53
	2016	1	10	3	3	-	-	-	-	-	-	-	-	17	-5.6%	▼	17
Domestic and Family - Level 2	2015	4	3	4	10	6	11	7	11	6	7	8	7	21			84
	2016	8	3	7	6	-	-	-	-	-	-	-	-	24	14.3%	▲	24
General Civil - Level 1	2015	2	-	-	3	-	1	-	1	1	-	1	-	5			9
	2016	-	-	1	-	-	-	-	-	-	-	-	-	1	-80.0%	▼	1
General Civil - Level 2	2015	15	15	23	18	16	16	15	13	8	17	12	6	71			174
	2016	13	17	14	15	-	-	-	-	-	-	-	-	59	-16.9%	▼	59
General Civil - Level 3	2015	1	6	5	2	6	12	14	10	16	9	13	9	14			103
	2016	7	4	5	5	-	-	-	-	-	-	-	-	21	50.0%	▲	21
Miscellaneous	2015	160	130	177	139	120	145	163	113	124	142	143	251	606			1,807
	2016	201	185	196	140	-	-	-	-	-	-	-	-	722	19.1%	▲	722
Misdemeanor	2015	86	67	39	38	58	83	42	67	55	64	100	32	230			731
	2016	80	69	95	72	-	-	-	-	-	-	-	-	316	37.4%	▲	316
Non-Capital Felonies and Related Matters	2015	241	192	278	124	151	210	129	196	140	201	259	107	835			2,228
	2016	163	186	195	212	-	-	-	-	-	-	-	-	756	-9.5%	▼	756
Other	2015	-	2	3	1	1	2	-	-	4	1	1	1	6			16
	2016	1	-	1	2	-	-	-	-	-	-	-	-	4	-33.3%	▼	4
Other Criminally Related Matters	2015	15	16	13	18	13	11	6	11	10	8	6	9	62			136
	2016	3	3	7	10	-	-	-	-	-	-	-	-	23	-62.9%	▼	23
Probates/Wills and Trusts - Level 1	2015	-	-	-	-	2	-	-	1	-	1	-	1	0			5
	2016	1	-	-	-	-	-	-	-	-	-	-	-	1	0.0%	↔	1
Probates/Wills and Trusts - Level 2	2015	2	-	1	1	2	2	3	1	3	-	1	3	4			19
	2016	1	4	1	2	-	-	-	-	-	-	-	-	8	100.0%	▲	8
Uncontested Divorce	2015	25	17	25	29	14	20	19	15	16	18	18	14	96			230
	2016	14	20	27	15	-	-	-	-	-	-	-	-	76	-20.8%	▼	76

Court: Brunswick Circuit

Start/End Date: Jan-15 / Apr-16

2015 Average Month: 89

Jan-Apr 2015: 254

Filings Trending: ▲

Circuit/Court ID: 6 206025

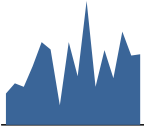
Type of Case: Filings

2016 Average Month:105

Jan-Apr 2016 : 420

Overall AVG. Month: 93

Monthly Summary



Jan 15-Apr 16

Totals

	2015	2016
Civil	136	45
Criminal	727	261
Other	209	114
Total	1,072	420

Jan --- Apr Filings

254

2015

420

2016

Jan --- Apr Filings

	2015	2016	% Change	Trending
Civil	30	45	50.0%	▲
Criminal	163	261	60.1%	▲
Other	61	114	86.9%	▲
Total	254	420	65.4%	▲

	Jan	Feb	Mar	Apr	May	Jun	Jul	Aug	Sep	Oct	Nov	Dec	Thru Apr	% Change	Trending	Total
2015	47	62	57	88	124	113	29	124	73	186	57	112	254			1,072
2016	70	140	104	106	-	-	-	-	-	-	-	-	420	65.4%	▲	420

		Jan	Feb	Mar	Apr	May	Jun	Jul	Aug	Sep	Oct	Nov	Dec	Thru Apr	% Change	Trending	Total
Contested Divorce	2015	-	-	1	-	1	-	2	2	1	2	-	1	1			10
	2016	1	1	4	-	-	-	-	-	-	-	-	-	6	500.0%	▲	6
Domestic and Family - Level 1	2015	-	-	-	3	-	2	-	-	-	4	1	-	3			10
	2016	-	-	-	-	1	-	-	-	-	-	-	-	0			1
Domestic and Family - Level 2	2015	-	-	-	-	-	-	-	-	-	-	-	-	1	0.0%	↔	1
	2016	-	-	1	-	-	-	-	-	-	-	-	-	1			1
General Civil - Level 2	2015	1	-	1	1	1	4	1	1	2	2	1	-	3			15
	2016	1	1	1	2	-	-	-	-	-	-	-	-	5	66.7%	▲	5
General Civil - Level 3	2015	1	-	2	1	1	2	-	1	1	1	-	1	4			11
	2016	2	1	1	-	-	-	-	-	-	-	-	-	4	0.0%	↔	4
Miscellaneous	2015	25	14	17	17	22	20	12	18	30	21	31	39	73			266
	2016	34	38	37	24	-	-	-	-	-	-	-	-	133	82.2%	▲	133
Misdemeanor	2015	5	21	9	18	34	22	-	41	15	89	14	28	53			296
	2016	16	53	8	29	-	-	-	-	-	-	-	-	106	100.0%	▲	106
Non-Capital Felonies and Related Matters	2015	12	23	24	33	62	51	11	54	12	60	10	31	92			383
	2016	13	34	45	43	-	-	-	-	-	-	-	-	135	46.7%	▲	135
Other Criminally Related Matters	2015	1	4	-	14	-	6	-	4	4	6	-	10	19			49
	2016	2	11	-	7	-	-	-	-	-	-	-	-	20	5.3%	▲	20
Probates/Wills and Trusts - Lev	2015	-	-	-	-	-	1	1	-	1	-	-	-	0			3
Protective Orders	2015	1	-	-	-	-	1	-	-	3	-	-	-	1	0.0%	↔	5
Uncontested Divorce	2015	1	-	3	1	2	4	2	3	4	1	-	2	5			23
	2016	1	1	7	1	-	-	-	-	-	-	-	-	10	100.0%	▲	10

Court: Greenville Circuit

Start/End Date: Jan-15 / Apr-16

2015 Average Month: 68

Jan-Apr 2015: 310

Filings Trending: ▼

Circuit/Court ID: 6 206081


Type of Case: Filings

2016 Average Month:48

Jan-Apr 2016 : 191

Overall AVG. Month: 63

Monthly Summary



Jan 15-Apr 16

Totals

	2015	2016
Civil	239	81
Criminal	572	110
Total	811	191

Jan --- Apr Filings

310

2015

191

2016

Jan --- Apr Filings

	2015	2016	% Change	Trending
Civil	87	81	-6.9%	▼
Criminal	223	110	-50.7%	▼
Total	310	191	-38.4%	▼

	Jan	Feb	Mar	Apr	May	Jun	Jul	Aug	Sep	Oct	Nov	Dec	Thru Apr	% Change	Trending	Total
2015	33	93	54	130	60	47	75	43	96	62	52	66	310			811
2016	50	40	70	31	-	-	-	-	-	-	-	-	191	-38.4%	▼	191

		Jan	Feb	Mar	Apr	May	Jun	Jul	Aug	Sep	Oct	Nov	Dec	Thru Apr	% Change	Trending	Total
Contested Divorce	2015	-	1	2	-	-	1	1	3	2	1	-	-	3			11
	2016	3	1	1	2	-	-	-	-	-	-	-	-	7	133.3%	▲	7
Domestic and Family - Level 1	2015	-	-	3	4	-	2	-	1	1	8	-	-	7			19
	2016	3	-	2	1	-	-	-	-	-	-	-	-	6	-14.3%	▼	6
Domestic and Family - Level 2	2015	1	-	-	-	-	-	-	1	-	-	1	-	1			3
	2016	-	-	3	-	-	-	-	-	-	-	-	-	3	200.0%	▲	3
General Civil - Level 1	2015	-	-	1	2	-	-	-	-	1	-	-	1	3			5
General Civil - Level 2	2015	9	9	4	2	5	4	11	2	5	1	5	8	24			65
	2016	3	6	4	1	-	-	-	-	-	-	-	-	14	-41.7%	▼	14
General Civil - Level 3	2015	2	2	-	1	5	2	-	1	9	-	4	2	5			28
	2016	2	4	5	2	-	-	-	-	-	-	-	-	13	160.0%	▲	13
Miscellaneous	2015	5	5	4	11	5	6	7	4	5	2	5	5	25			64
	2016	8	4	6	6	-	-	-	-	-	-	-	-	24	-4.0%	▼	24
Misdemeanor	2015	2	5	7	21	6	6	13	4	31	6	6	11	35			118
	2016	6	6	12	7	-	-	-	-	-	-	-	-	31	-11.4%	▼	31
Non-Capital Felonies and Related Matters	2015	12	54	22	81	30	19	38	21	33	40	23	38	169			411
	2016	23	11	31	10	-	-	-	-	-	-	-	-	75	-55.6%	▼	75
Other	2015	-	-	-	-	-	-	-	1	-	-	-	-	0			1
Other Criminally Related Matters	2015	1	10	5	4	2	3	3	2	8	2	5	1	20	0.0%	↔	46
	2016	-	4	1	-	-	-	-	-	-	-	-	-	5	-75.0%	▼	5
Probates/Wills and Trusts - Lev	2015	-	-	-	1	-	-	-	-	-	-	-	-	1			1
Probates/Wills and Trusts - Lev	2015	-	-	-	-	-	1	-	-	-	-	1	-	0			2
Uncontested Divorce	2015	1	7	6	3	7	3	2	3	1	2	2	-	17	0.0%	↔	37
	2016	2	4	5	2	-	-	-	-	-	-	-	-	13	-23.5%	▼	13

Court: Prince George Circuit

Start/End Date: Jan-15 / Apr-16

2015 Average Month: 146

Jan-Apr 2015: 623

Filings Trending: ▲

Circuit/Court ID: 6 206149


Type of Case: Filings

2016 Average Month:186

Jan-Apr 2016 : 743

Overall AVG. Month: 156

Monthly Summary



Jan 15-Apr 16

Totals

	2015	2016
Civil	397	134
Criminal	585	224
Other	766	385
Total	1,748	743

Jan --- Apr Filings

623

2015

743

2016

Jan --- Apr Filings

	2015	2016	% Change	Trending
Civil	142	134	-5.6%	▼
Criminal	224	224	-	↔
Other	257	385	49.8%	▲
Total	623	743	19.3%	▲

	Jan	Feb	Mar	Apr	May	Jun	Jul	Aug	Sep	Oct	Nov	Dec	Thru Apr	% Change	Trending	Total
2015	160	129	194	140	116	110	167	113	125	127	142	225	623			1,748
2016	181	197	232	133	-	-	-	-	-	-	-	-	743	19.3%	▲	743

		Jan	Feb	Mar	Apr	May	Jun	Jul	Aug	Sep	Oct	Nov	Dec	Thru Apr	% Change	Trending	Total
Capital Murder	2016	-	-	1	-	-	-	-	-	-	-	-	-	1			1
Contested Divorce	2015	9	2	3	2	4	3	1	3	3	5	1	6	16			42
	2016	2	6	3	2	-	-	-	-	-	-	-	-	13	-18.8%	▼	13
Domestic and Family - Level 1	2015	-	2	1	5	1	5	-	5	4	6	-	1	8			30
	2016	6	6	6	2	-	-	-	-	-	-	-	-	20	150.0%	▲	20
Domestic and Family - Level 2	2015	-	-	2	1	1	-	-	-	-	1	1	-	3			6
	2016	3	-	3	1	-	-	-	-	-	-	-	-	7	133.3%	▲	7
General Civil - Level 1	2015	1	-	-	1	1	-	-	1	-	-	-	-	2			4
	2016	-	-	-	1	-	-	-	-	-	-	-	-	1	-50.0%	▼	1
General Civil - Level 2	2015	2	2	2	9	7	7	3	2	3	6	3	4	15			50
	2016	2	4	3	3	-	-	-	-	-	-	-	-	12	-20.0%	▼	12
General Civil - Level 3	2015	1	2	1	1	5	2	1	-	3	-	-	2	5			18
	2016	-	1	1	-	-	-	-	-	-	-	-	-	2	-60.0%	▼	2
Miscellaneous	2015	76	68	88	68	47	65	74	71	53	56	75	131	300			872
	2016	87	116	138	82	-	-	-	-	-	-	-	-	423	41.0%	▲	423
Misdemeanor	2015	20	1	32	8	10	6	21	8	8	9	10	11	61			144
	2016	9	11	16	8	-	-	-	-	-	-	-	-	44	-27.9%	▼	44
Non-Capital Felonies and Related Matters	2015	40	44	43	33	27	7	49	10	42	30	37	56	160			418
	2016	63	37	49	20	-	-	-	-	-	-	-	-	169	5.6%	▲	169
Other	2015	-	-	-	1	1	-	-	-	-	-	3	-	1			5
	2016	1	2	-	-	-	-	-	-	-	-	-	-	3	200.0%	▲	3
Other Criminally Related Matters	2015	-	1	3	-	3	1	3	2	1	5	3	6	4			28
	2016	-	4	2	5	-	-	-	-	-	-	-	-	11	175.0%	▲	11
Probates/Wills and Trusts - Level 2	2015	-	1	-	2	-	3	-	1	1	-	-	1	3			9
	2016	-	1	-	1	-	-	-	-	-	-	-	-	2	-33.3%	▼	2
Uncontested Divorce	2015	11	6	19	9	9	11	15	10	7	9	9	7	45			122
	2016	8	9	10	8	-	-	-	-	-	-	-	-	35	-22.2%	▼	35

Court: Surry Circuit

Start/End Date: Jan-15 / Apr-16

2015 Average Month: 23

Jan-Apr 2015: 105

Filings Trending: ▼

Circuit/Court ID: 6 206181


Type of Case: Filings

2016 Average Month:22

Jan-Apr 2016 : 89

Overall AVG. Month: 23

Monthly Summary



Jan 15-Apr 16

Totals

	2015	2016
Civil	80	21
Criminal	43	22
Other	148	46
Total	271	89

Jan --- Apr Filings

105

89

20152016

Jan --- Apr Filings

	2015	2016	% Change	Trending
Civil	36	21	-41.7%	▼
Criminal	14	22	57.1%	▲
Other	55	46	-16.4%	▼
Total	105	89	-15.2%	▼

	Jan	Feb	Mar	Apr	May	Jun	Jul	Aug	Sep	Oct	Nov	Dec	Thru Apr	% Change	Trending	Total
2015	30	15	41	19	18	16	19	19	17	13	26	38	105			271
2016	21	22	31	15	-	-	-	-	-	-	-	-	89	-15.2%	▼	89

		Jan	Feb	Mar	Apr	May	Jun	Jul	Aug	Sep	Oct	Nov	Dec	Thru Apr	% Change	Trending	Total
Contested Divorce	2015	-	-	1	-	1	-	-	1	-	-	1	-	1			4
	2016	3	-	-	-	-	-	-	-	-	-	-	-	3	200.0%	▲	3
Domestic and Family - Level 2	2015	-	-	-	1	-	-	-	-	-	-	-	-	1			1
General Civil - Level 1	2015	1	-	-	-	-	-	-	-	-	-	-	-	1			1
General Civil - Level 2	2015	1	2	-	2	2	3	-	-	1	2	-	1	5			14
	2016	-	-	1	2	-	-	-	-	-	-	-	-	3	-40.0%	▼	3
General Civil - Level 3	2015	4	1	8	1	1	-	1	2	-	1	-	-	14			19
	2016	-	1	1	3	-	-	-	-	-	-	-	-	5	-64.3%	▼	5
Miscellaneous	2015	17	12	26	8	8	10	16	13	9	7	21	23	63			170
	2016	14	20	11	6	-	-	-	-	-	-	-	-	51	-19.0%	▼	51
Misdemeanor	2015	1	-	-	2	2	1	-	-	2	3	1	3	3			15
	2016	-	-	1	1	-	-	-	-	-	-	-	-	2	-33.3%	▼	2
Non-Capital Felonies and Related Matters	2015	2	-	3	4	1	-	-	1	2	-	1	8	9			22
	2016	2	-	16	1	-	-	-	-	-	-	-	-	19	111.1%	▲	19
Other	2015	2	-	-	-	-	-	-	-	-	-	-	-	2			2
Other Criminally Related Matters	2015	1	-	-	1	1	-	-	-	-	-	-	3	2			6
	2016	1	-	-	-	-	-	-	-	-	-	-	-	1	-50.0%	▼	1
Probates/Wills and Trusts - Level 2	2015	-	-	-	-	1	1	-	-	-	-	-	-	0			2
	2016	-	1	-	-	-	-	-	-	-	-	-	-	1	0.0%	↔	1
Uncontested Divorce	2015	1	-	3	-	1	1	2	2	3	-	2	-	4			15
	2016	1	-	1	2	-	-	-	-	-	-	-	-	4	0.0%	↔	4

Court: Sussex Circuit

Start/End Date: Jan-15 / Apr-16

2015 Average Month: 49

Jan-Apr 2015: 213

Filings Trending: ↔

Circuit/Court ID: 6 206183


Type of Case: Filings

2016 Average Month:53

Jan-Apr 2016 : 210

Overall AVG. Month: 50

Monthly Summary



Jan 15-Apr 16

Totals

	2015	2016
Civil	129	30
Criminal	315	110
Other	146	70
Total	590	210

Jan --- Apr Filings

213

2015

210

2016

Jan --- Apr Filings

	2015	2016	% Change	Trending
Civil	52	30	-42.3%	▼
Criminal	120	110	-8.3%	▼
Other	41	70	70.7%	▲
Total	213	210	-1.4%	▼

	Jan	Feb	Mar	Apr	May	Jun	Jul	Aug	Sep	Oct	Nov	Dec	Thru Apr	% Change	Trending	Total
2015	52	38	69	54	36	43	37	44	52	50	66	49	213			590
2016	38	68	69	35	-	-	-	-	-	-	-	-	210	-1.4%	▼	210

		Jan	Feb	Mar	Apr	May	Jun	Jul	Aug	Sep	Oct	Nov	Dec	Thru Apr	% Change	Trending	Total
Administrative Law	2015	-	-	1	-	-	1	-	-	-	-	-	-	1			2
Contested Divorce	2015	2	3	2	1	-	-	1	1	3	1	-	1	8			15
	2016	-	1	1	3	-	-	-	-	-	-	-	-	5	-37.5%	▼	5
Domestic and Family - Level 2	2015	-	-	-	1	-	-	-	-	-	-	-	-	1			1
General Civil - Level 2	2015	-	6	1	-	-	5	3	5	-	4	2	1	7			27
	2016	-	1	6	1	-	-	-	-	-	-	-	-	8	14.3%	▲	8
General Civil - Level 3	2015	-	-	2	4	1	-	1	1	10	1	1	-	6			21
	2016	-	1	-	-	-	-	-	-	-	-	-	-	1	-83.3%	▼	1
Miscellaneous	2015	14	13	15	17	19	12	10	9	19	16	18	20	59			182
	2016	19	17	23	20	-	-	-	-	-	-	-	-	79	33.9%	▲	79
Misdemeanor	2015	7	3	7	9	5	10	6	7	5	6	9	9	26			83
	2016	4	8	11	1	-	-	-	-	-	-	-	-	24	-7.7%	▼	24
Non-Capital Felonies and Related Matters	2015	20	2	35	12	8	10	13	12	12	15	34	11	69			184
	2016	14	37	19	7	-	-	-	-	-	-	-	-	77	11.6%	▲	77
Other	2015	-	-	1	-	-	-	-	-	-	-	-	-	1			1
	2016	-	-	-	1	-	-	-	-	-	-	-	-	1	0.0%	↔	1
Other Criminally Related Matters	2015	8	7	2	8	2	3	2	5	2	5	2	4	25			50
	2016	1	3	4	1	-	-	-	-	-	-	-	-	9	-64.0%	▼	9
Probates/Wills and Trusts - Level 2	2015	-	-	-	-	-	-	1	1	-	-	-	3	0			5
	2016	-	-	2	-	-	-	-	-	-	-	-	-	2	0.0%	↔	2
Uncontested Divorce	2015	1	4	3	2	1	2	-	3	1	2	-	-	10			19
	2016	-	-	3	1	-	-	-	-	-	-	-	-	4	-60.0%	▼	4

Court: Hopewell Circuit

Start/End Date: Jan-15 / Apr-16

2015 Average Month: 113

Jan-Apr 2015: 483

Filings Trending: ▲

Circuit/Court ID: 6 206670


Type of Case: Filings

2016 Average Month:140

Jan-Apr 2016 : 558

Overall AVG. Month: 119

Monthly Summary



Jan 15-Apr 16

Totals

	2015	2016
Civil	322	145
Criminal	764	299
Other	264	114
Total	1,350	558

Jan --- Apr Filings

483

558

2015

2016

Jan --- Apr Filings

	2015	2016	% Change	Trending
Civil	123	145	17.9%	▲
Criminal	271	299	10.3%	▲
Other	89	114	28.1%	▲
Total	483	558	15.5%	▲

	Jan	Feb	Mar	Apr	May	Jun	Jul	Aug	Sep	Oct	Nov	Dec	Thru Apr	% Change	Trending	Total
2015	99	135	141	108	47	91	63	121	141	154	122	128	483			1,350
2016	128	118	168	144	-	-	-	-	-	-	-	-	558	15.5%	▲	558

		Jan	Feb	Mar	Apr	May	Jun	Jul	Aug	Sep	Oct	Nov	Dec	Thru Apr	% Change	Trending	Total
Contested Divorce	2015	3	4	2	4	2	3	-	2	-	2	2	-	13			24
	2016	2	1	3	-	-	-	-	-	-	-	-	-	6	-53.8%	▼	6
Domestic and Family - Level 1	2015	1	5	10	-	1	2	2	14	9	7	6	4	16			61
	2016	4	9	13	6	-	-	-	-	-	-	-	-	32	100.0%	▲	32
Domestic and Family - Level 2	2015	-	-	1	2	-	-	-	1	-	1	2	-	3			7
	2016	-	-	2	-	-	-	-	-	-	-	-	-	2	-33.3%	▼	2
General Civil - Level 1	2015	-	-	-	-	-	1	-	-	-	-	-	1	0			2
General Civil - Level 2	2015	3	2	9	3	3	-	2	3	1	5	2	1	17	0.0%	↔	34
	2016	2	7	8	4	-	-	-	-	-	-	-	-	21	23.5%	▲	21
General Civil - Level 3	2015	2	5	-	1	3	2	1	-	4	2	3	-	8			23
	2016	4	2	6	1	-	-	-	-	-	-	-	-	13	62.5%	▲	13
Miscellaneous	2015	28	34	48	21	13	21	27	45	23	32	33	45	131			370
	2016	33	42	44	47	-	-	-	-	-	-	-	-	166	26.7%	▲	166
Misdemeanor	2015	9	38	14	10	6	14	6	14	14	24	23	19	71			191
	2016	18	9	26	21	-	-	-	-	-	-	-	-	74	4.2%	▲	74
Non-Capital Felonies and Related Matters	2015	49	41	46	56	9	36	22	37	84	78	41	55	192			554
	2016	60	43	58	59	-	-	-	-	-	-	-	-	220	14.6%	▲	220
Other Criminally Related Matters	2015	-	1	3	4	3	1	1	-	1	1	2	2	8			19
	2016	-	2	1	2	-	-	-	-	-	-	-	-	5	-37.5%	▼	5
Probates/Wills and Trusts - Lev	2015	-	-	-	-	-	1	-	-	-	-	-	-	0			1
Probates/Wills and Trusts - Level 2	2015	3	-	1	2	1	2	1	1	1	-	2	-	6	0.0%	↔	14
	2016	4	-	-	1	-	-	-	-	-	-	-	-	5	-16.7%	▼	5
Protective Orders	2016	-	-	1	-	-	-	-	-	-	-	-	-	1			1
Uncontested Divorce	2015	1	5	7	5	6	8	1	4	4	2	6	1	18			50
	2016	1	3	6	3	-	-	-	-	-	-	-	-	13	-27.8%	▼	13

Court: Newport News Circuit

Start/End Date: Jan-15 / Apr-16

2015 Average Month: 788

Jan-Apr 2015: 3,489

Filings Trending: ▼

Circuit/Court ID: 7 207700


Type of Case: Filings

2016 Average Month:819

Jan-Apr 2016 : 3,277

Overall AVG. Month: 796

Monthly Summary



Jan 15-Apr 16

Totals

	2015	2016
Civil	2,420	827
Criminal	4,470	1,356
Other	2,571	1,094
Total	9,461	3,277

Jan --- Apr Filings

3,489

2015

3,277

2016

Jan --- Apr Filings

	2015	2016	% Change	Trending
Civil	862	827	-4.1%	▼
Criminal	1,754	1,356	-22.7%	▼
Other	873	1,094	25.3%	▲
Total	3,489	3,277	-6.1%	▼

	Jan	Feb	Mar	Apr	May	Jun	Jul	Aug	Sep	Oct	Nov	Dec	Thru Apr	% Change	Trending	Total
2015	911	774	916	888	684	761	765	602	757	817	689	897	3,489			9,461
2016	751	726	1,157	643	-	-	-	-	-	-	-	-	3,277	-6.1%	▼	3,277

		Jan	Feb	Mar	Apr	May	Jun	Jul	Aug	Sep	Oct	Nov	Dec	Thru Apr	% Change	Trending	Total
Administrative Law	2015	1	-	1	-	1	-	-	2	1	-	-	-	2			6
	2016	1	-	1	-	-	-	-	-	-	-	-	-	2	0.0%	↔	2
Contested Divorce	2015	15	17	26	27	13	11	17	15	17	22	15	10	85			205
	2016	14	22	24	11	-	-	-	-	-	-	-	-	71	-16.5%	▼	71
Domestic and Family - Level 1	2015	20	15	13	13	19	23	21	16	13	24	18	26	61			221
	2016	4	20	32	22	-	-	-	-	-	-	-	-	78	27.9%	▲	78
Domestic and Family - Level 2	2015	4	6	-	9	5	4	7	13	3	8	4	3	19			66
	2016	5	4	5	5	-	-	-	-	-	-	-	-	19	0.0%	↔	19
General Civil - Level 1	2015	9	4	65	12	2	61	19	5	35	6	20	8	90			246
	2016	7	34	6	37	-	-	-	-	-	-	-	-	84	-6.7%	▼	84
General Civil - Level 2	2015	31	19	27	37	32	20	36	45	36	34	28	26	114			371
	2016	31	34	26	23	-	-	-	-	-	-	-	-	114	0.0%	↔	114
General Civil - Level 3	2015	16	10	15	9	12	12	17	12	14	14	26	17	50			174
	2016	11	33	22	14	-	-	-	-	-	-	-	-	80	60.0%	▲	80
Miscellaneous	2015	200	204	291	248	168	209	204	212	183	206	201	315	943			2,641
	2016	287	320	336	211	-	-	-	-	-	-	-	-	1,154	22.4%	▲	1,154
Misdemeanor	2015	109	116	112	110	74	78	63	37	70	59	68	64	447			960
	2016	103	46	103	57	-	-	-	-	-	-	-	-	309	-30.9%	▼	309
Non-Capital Felonies and Related Matters	2015	325	205	188	226	210	158	235	100	236	288	162	315	944			2,648
	2016	183	36	437	134	-	-	-	-	-	-	-	-	790	-16.3%	▼	790
Other	2015	39	40	47	28	31	43	50	52	47	43	39	26	154			485
	2016	22	35	25	23	-	-	-	-	-	-	-	-	105	-31.8%	▼	105
Other Criminally Related Matters	2015	90	80	82	111	65	83	49	44	72	75	61	50	363			862
	2016	45	77	79	57	-	-	-	-	-	-	-	-	258	-28.9%	▼	258
Probates/Wills and Trusts - Level 1	2015	-	3	-	2	-	1	-	-	1	-	-	-	5			7
	2016	-	1	-	-	-	-	-	-	-	-	-	-	1	-80.0%	▼	1
Probates/Wills and Trusts - Level 2	2015	-	-	-	-	-	-	-	1	-	1	1	-	0			3
	2016	-	1	-	1	-	-	-	-	-	-	-	-	2	0.0%	↔	2
Protective Orders	2015	5	5	3	4	1	2	2	6	5	3	1	1	17			38
	2016	2	7	2	5	-	-	-	-	-	-	-	-	16	-5.9%	▼	16
Uncontested Divorce	2015	47	50	46	52	51	56	45	42	24	34	45	36	195			528
	2016	36	56	59	43	-	-	-	-	-	-	-	-	194	-0.5%	▼	194

Court: Hampton Circuit

Start/End Date: Jan-15 / Apr-16

2015 Average Month: 636

Jan-Apr 2015: 2,609

Filings Trending: ▲

Circuit/Court ID: 8 208650


Type of Case: Filings

2016 Average Month:723

Jan-Apr 2016 : 2,893

Overall AVG. Month: 658

Monthly Summary



Jan 15-Apr 16

Totals

	2015	2016
Civil	2,270	696
Criminal	3,019	1,233
Other	2,343	964
Total	7,632	2,893

Jan --- Apr Filings

2,609

2015

2,893

2016

Jan --- Apr Filings

	2015	2016	% Change	Trending
Civil	788	696	-11.7%	▼
Criminal	994	1,233	24.0%	▲
Other	827	964	16.6%	▲
Total	2,609	2,893	10.9%	▲

	Jan	Feb	Mar	Apr	May	Jun	Jul	Aug	Sep	Oct	Nov	Dec	Thru Apr	% Change	Trending	Total
2015	607	522	734	746	614	685	625	583	587	657	571	701	2,609			7,632
2016	672	694	834	693	-	-	-	-	-	-	-	-	2,893	10.9%	▲	2,893

		Jan	Feb	Mar	Apr	May	Jun	Jul	Aug	Sep	Oct	Nov	Dec	Thru Apr	% Change	Trending	Total
Administrative Law	2015	-	1	-	-	-	-	-	-	2	-	1	1	1			5
	2016	-	-	1	1	-	-	-	-	-	-	-	-	2	100.0%	▲	2
Contested Divorce	2015	13	9	17	22	11	18	18	15	15	21	20	14	61			193
	2016	12	18	17	16	-	-	-	-	-	-	-	-	63	3.3%	▲	63
Domestic and Family - Level 1	2015	11	15	11	5	24	19	21	12	19	17	10	24	42			188
	2016	12	19	23	32	-	-	-	-	-	-	-	-	86	104.8%	▲	86
Domestic and Family - Level 2	2015	7	45	51	115	1	84	5	47	4	50	36	21	218			466
	2016	29	4	5	2	-	-	-	-	-	-	-	-	40	-81.7%	▼	40
General Civil - Level 1	2015	2	2	3	2	-	1	-	-	3	3	-	4	9			20
General Civil - Level 2	2015	20	19	26	29	24	24	25	19	30	20	20	19	94			275
	2016	25	26	13	21	-	-	-	-	-	-	-	-	85	-9.6%	▼	85
General Civil - Level 3	2015	9	7	12	10	10	17	9	10	14	10	11	7	38			126
	2016	9	17	9	9	-	-	-	-	-	-	-	-	44	15.8%	▲	44
Miscellaneous	2015	198	149	266	173	180	156	179	178	130	179	158	286	786			2,232
	2016	226	249	292	180	-	-	-	-	-	-	-	-	947	20.5%	▲	947
Misdemeanor	2015	59	59	61	49	48	80	50	61	62	63	58	53	228			703
	2016	47	62	95	58	-	-	-	-	-	-	-	-	262	14.9%	▲	262
Non-Capital Felonies and Related Matters	2015	166	120	144	175	185	169	185	111	188	174	138	159	605			1,914
	2016	173	167	227	213	-	-	-	-	-	-	-	-	780	28.9%	▲	780
Other	2015	44	42	60	71	53	47	50	57	62	41	44	58	217			629
	2016	47	59	56	58	-	-	-	-	-	-	-	-	220	1.4%	▲	220
Other Criminally Related Matters	2015	47	29	32	55	26	24	33	39	19	42	35	26	163			407
	2016	56	24	53	62	-	-	-	-	-	-	-	-	195	19.6%	▲	195
Probates/Wills and Trusts - Level 1	2015	-	-	-	-	-	-	2	1	1	-	1	-	0			5
	2016	1	1	1	-	-	-	-	-	-	-	-	-	3	0.0%	↔	3
Probates/Wills and Trusts - Level 2	2015	6	1	5	2	7	8	5	3	5	1	3	4	14			50
	2016	4	8	3	5	-	-	-	-	-	-	-	-	20	42.9%	▲	20
Uncontested Divorce	2015	25	24	46	38	45	38	43	30	33	36	36	25	133			419
	2016	31	40	39	36	-	-	-	-	-	-	-	-	146	9.8%	▲	146

Court: Charles City Circuit

Start/End Date: Jan-15 / Apr-16

2015 Average Month: 24

Jan-Apr 2015: 95

Filings Trending: ▲

Circuit/Court ID: 9 209036


Type of Case: Filings

2016 Average Month:39

Jan-Apr 2016 : 155

Overall AVG. Month: 28

Monthly Summary



Jan 15-Apr 16

Totals

	2015	2016
Civil	86	24
Criminal	94	57
Other	110	74
Total	290	155

Jan --- Apr Filings

95

2015

155

2016

Jan --- Apr Filings

	2015	2016	% Change	Trending
Civil	33	24	-27.3%	▼
Criminal	20	57	185.0%	▲
Other	42	74	76.2%	▲
Total	95	155	63.2%	▲

	Jan	Feb	Mar	Apr	May	Jun	Jul	Aug	Sep	Oct	Nov	Dec	Thru Apr	% Change	Trending	Total
2015	19	19	24	33	15	25	30	17	33	23	26	26	95			290
2016	47	46	34	28	-	-	-	-	-	-	-	-	155	63.2%	▲	155

		Jan	Feb	Mar	Apr	May	Jun	Jul	Aug	Sep	Oct	Nov	Dec	Thru Apr	% Change	Trending	Total
Contested Divorce	2015	2	-	-	-	-	-	-	-	-	-	1	-	2			3
Domestic and Family - Level 1	2015	-	-	-	-	-	-	1	-	-	-	-	-	0			1
Domestic and Family - Level 2	2015	-	-	-	-	-	-	-	-	1	-	-	-	0	0.0%	↔	1
General Civil - Level 1	2015	-	-	1	-	-	-	-	-	-	-	-	1	1	0.0%	↔	2
	2016	-	-	1	-	-	-	-	-	-	-	-	-	1	0.0%	↔	1
General Civil - Level 2	2015	2	2	1	2	1	-	2	-	2	1	1	2	7			16
	2016	1	1	3	1	-	-	-	-	-	-	-	-	6	-14.3%	▼	6
General Civil - Level 3	2015	-	2	-	2	2	2	2	-	1	-	2	1	4			14
	2016	-	2	-	1	-	-	-	-	-	-	-	-	3	-25.0%	▼	3
Miscellaneous	2015	11	13	17	16	3	15	12	12	10	9	16	11	57			145
	2016	24	20	16	20	-	-	-	-	-	-	-	-	80	40.4%	▲	80
Misdemeanor	2015	2	-	-	5	-	2	2	-	4	6	2	2	7			25
	2016	20	13	6	2	-	-	-	-	-	-	-	-	41	485.7%	▲	41
Non-Capital Felonies and Related Matters	2015	2	-	2	5	8	6	9	1	13	5	1	5	9			57
	2016	2	7	4	1	-	-	-	-	-	-	-	-	14	55.6%	▲	14
Other	2015	-	-	1	1	-	-	-	1	2	-	1	-	2			6
	2016	-	-	1	2	-	-	-	-	-	-	-	-	3	50.0%	▲	3
Other Criminally Related Matters	2015	-	1	2	1	1	-	1	3	-	-	1	2	4			12
	2016	-	-	2	-	-	-	-	-	-	-	-	-	2	-50.0%	▼	2
Probates/Wills and Trusts - Level 2	2015	-	-	-	1	-	-	-	-	-	-	-	1	1			2
	2016	-	1	-	-	-	-	-	-	-	-	-	-	1	0.0%	↔	1
Protective Orders	2016	-	-	1	-	-	-	-	-	-	-	-	-	1			1
Uncontested Divorce	2015	-	1	-	-	-	-	1	-	-	2	1	1	1			6
	2016	-	2	-	1	-	-	-	-	-	-	-	-	3	200.0%	▲	3

Court: Gloucester Circuit

Start/End Date: Jan-15 / Apr-16

2015 Average Month: 199

Jan-Apr 2015: 873

Filings Trending: ▲

Circuit/Court ID: 9 209073


Type of Case: Filings

2016 Average Month:261

Jan-Apr 2016 : 1,043

Overall AVG. Month: 214

Monthly Summary



Jan 15-Apr 16

Totals

	2015	2016
Civil	538	249
Criminal	835	302
Other	1,009	492
Total	2,382	1,043

Jan --- Apr Filings

873

2015

1,043

2016

Jan --- Apr Filings

	2015	2016	% Change	Trending
Civil	187	249	33.2%	▲
Criminal	320	302	-5.6%	▼
Other	366	492	34.4%	▲
Total	873	1,043	19.5%	▲

	Jan	Feb	Mar	Apr	May	Jun	Jul	Aug	Sep	Oct	Nov	Dec	Thru Apr	% Change	Trending	Total
2015	190	268	221	194	168	167	228	159	175	196	186	230	873			2,382
2016	265	251	303	224	-	-	-	-	-	-	-	-	1,043	19.5%	▲	1,043

		Jan	Feb	Mar	Apr	May	Jun	Jul	Aug	Sep	Oct	Nov	Dec	Thru Apr	% Change	Trending	Total
Administrative Law	2015	-	-	-	-	-	-	-	1	-	-	-	-	0			1
Capital Murder	2015	-	-	-	-	-	-	-	-	1	-	-	-	0	0.0%	↔	1
Contested Divorce	2015	3	3	7	3	6	7	5	4	1	5	5	2	16	0.0%	↔	51
	2016	3	12	11	1	-	-	-	-	-	-	-	-	27	68.8%	▲	27
Domestic and Family - Level 1	2015	6	3	6	-	-	5	8	2	-	1	2	3	15			36
	2016	9	5	6	-	-	-	-	-	-	-	-	-	20	33.3%	▲	20
Domestic and Family - Level 2	2015	-	3	1	1	3	2	4	2	1	3	-	-	5			20
	2016	-	2	5	1	-	-	-	-	-	-	-	-	8	60.0%	▲	8
General Civil - Level 1	2015	-	-	-	-	-	-	1	1	-	-	-	-	0			2
General Civil - Level 2	2015	3	9	9	4	9	12	5	5	7	9	4	5	25	0.0%	↔	81
	2016	4	6	17	5	-	-	-	-	-	-	-	-	32	28.0%	▲	32
General Civil - Level 3	2015	2	-	2	33	5	4	4	3	-	3	5	3	37			64
	2016	3	3	2	24	-	-	-	-	-	-	-	-	32	-13.5%	▼	32
Miscellaneous	2015	99	78	86	68	53	64	75	72	53	80	78	127	331			933
	2016	119	118	140	84	-	-	-	-	-	-	-	-	461	39.3%	▲	461
Misdemeanor	2015	17	19	32	17	16	15	24	13	27	18	17	20	85			235
	2016	27	20	21	18	-	-	-	-	-	-	-	-	86	1.2%	▲	86
Non-Capital Felonies and Related Matters	2015	33	103	45	35	40	32	54	24	45	46	19	42	216			518
	2016	65	37	44	47	-	-	-	-	-	-	-	-	193	-10.6%	▼	193
Other	2015	14	28	13	16	17	15	24	11	23	15	23	19	71			218
	2016	23	32	23	31	-	-	-	-	-	-	-	-	109	53.5%	▲	109
Other Criminally Related Matters	2015	3	7	5	4	9	2	9	6	5	8	18	5	19			81
	2016	1	4	12	6	-	-	-	-	-	-	-	-	23	21.1%	▲	23
Probates/Wills and Trusts - Lev	2015	-	1	1	-	-	1	-	-	-	-	-	-	2			3
Probates/Wills and Trusts - Level 2	2015	3	1	2	-	1	-	2	-	-	1	2	1	6			13
	2016	-	1	2	-	-	-	-	-	-	-	-	-	3	-50.0%	▼	3
Protective Orders	2015	-	-	-	2	1	1	-	3	-	-	1	-	2			8
	2016	-	-	-	1	-	-	-	-	-	-	-	-	1	-50.0%	▼	1
Uncontested Divorce	2015	7	13	12	11	8	7	13	12	12	7	12	3	43			117
	2016	11	11	20	6	-	-	-	-	-	-	-	-	48	11.6%	▲	48

Court: King & Queen Circuit

Start/End Date: Jan-15 / Apr-16

2015 Average Month: 36

Jan-Apr 2015: 192

Filings Trending: ▼

Circuit/Court ID: 9 209097


Type of Case: Filings

2016 Average Month:35

Jan-Apr 2016 : 138

Overall AVG. Month: 36

Monthly Summary



Jan 15-Apr 16

Totals

	2015	2016
Civil	87	28
Criminal	220	52
Other	130	58
Total	437	138

Jan --- Apr Filings

192

2015

138

2016

Jan --- Apr Filings

	2015	2016	% Change	Trending
Civil	22	28	27.3%	▲
Criminal	123	52	-57.7%	▼
Other	47	58	23.4%	▲
Total	192	138	-28.1%	▼

	Jan	Feb	Mar	Apr	May	Jun	Jul	Aug	Sep	Oct	Nov	Dec	Thru Apr	% Change	Trending	Total
2015	20	86	29	57	13	26	35	23	38	62	20	28	192			437
2016	22	42	30	44	-	-	-	-	-	-	-	-	138	-28.1%	▼	138

		Jan	Feb	Mar	Apr	May	Jun	Jul	Aug	Sep	Oct	Nov	Dec	Thru Apr	% Change	Trending	Total
Administrative Law	2015	1	-	-	-	-	-	-	-	-	1	-	-	1			2
Contested Divorce	2015	-	-	2	1	-	1	-	1	-	1	-	1	3			7
	2016	1	-	1	1	-	-	-	-	-	-	-	-	3	0.0%	↔	3
Domestic and Family - Level 1	2015	1	-	-	2	1	1	-	6	-	-	-	-	3			11
	2016	-	-	-	2	-	-	-	-	-	-	-	-	2	-33.3%	▼	2
Domestic and Family - Level 2	2015	-	-	-	-	-	3	-	-	-	-	-	-	0			3
General Civil - Level 2	2015	-	-	1	2	-	1	-	2	-	1	-	2	3	0.0%	↔	9
	2016	-	1	2	2	-	-	-	-	-	-	-	-	5	66.7%	▲	5
General Civil - Level 3	2015	1	-	-	1	1	-	2	1	6	4	4	-	2			20
	2016	1	3	-	-	-	-	-	-	-	-	-	-	4	100.0%	▲	4
Miscellaneous	2015	9	13	22	7	7	14	16	8	13	14	10	12	51			145
	2016	14	21	14	16	-	-	-	-	-	-	-	-	65	27.5%	▲	65
Misdemeanor	2015	4	15	3	9	1	1	4	1	6	13	3	1	31			61
	2016	1	4	1	4	-	-	-	-	-	-	-	-	10	-67.7%	▼	10
Non-Capital Felonies and Related Matters	2015	2	55	1	30	3	2	7	2	8	26	2	12	88			150
	2016	3	9	5	19	-	-	-	-	-	-	-	-	36	-59.1%	▼	36
Other	2015	-	-	-	3	-	1	1	-	-	-	-	-	3			5
	2016	-	-	1	-	-	-	-	-	-	-	-	-	1	-66.7%	▼	1
Other Criminally Related Matters	2015	-	2	-	2	-	1	2	-	3	-	-	-	4			10
	2016	2	1	3	-	-	-	-	-	-	-	-	-	6	50.0%	▲	6
Probates/Wills and Trusts - Lev	2016	-	1	-	-	-	-	-	-	-	-	-	-	1			1
Probates/Wills and Trusts - Level 2	2015	-	-	-	-	-	-	-	1	1	-	-	-	0			2
	2016	-	-	1	-	-	-	-	-	-	-	-	-	1	0.0%	↔	1
Uncontested Divorce	2015	2	1	-	-	-	1	3	1	1	2	1	-	3			12
	2016	-	2	2	-	-	-	-	-	-	-	-	-	4	33.3%	▲	4

Court: King William Circuit

Start/End Date: Jan-15 / Apr-16

2015 Average Month: 66

Jan-Apr 2015: 284

Filings Trending: ▲

Circuit/Court ID: 9 209101


Type of Case: Filings

2016 Average Month:88

Jan-Apr 2016 : 350

Overall AVG. Month: 71

Monthly Summary



Jan 15-Apr 16

Totals

	2015	2016
Civil	161	51
Criminal	256	130
Other	373	169
Total	790	350

Jan --- Apr Filings

284

2015

350

2016

Jan --- Apr Filings

	2015	2016	% Change	Trending
Civil	54	51	-5.6%	▼
Criminal	113	130	15.0%	▲
Other	117	169	44.4%	▲
Total	284	350	23.2%	▲

	Jan	Feb	Mar	Apr	May	Jun	Jul	Aug	Sep	Oct	Nov	Dec	Thru Apr	% Change	Trending	Total
2015	105	54	50	75	63	64	62	41	48	82	43	103	284			790
2016	63	126	87	74	-	-	-	-	-	-	-	-	350	23.2%	▲	350

		Jan	Feb	Mar	Apr	May	Jun	Jul	Aug	Sep	Oct	Nov	Dec	Thru Apr	% Change	Trending	Total
Administrative Law	2015	-	-	-	-	-	-	1	-	-	-	-	-	0			1
Capital Murder	2016	-	1	-	-	-	-	-	-	-	-	-	-	1	0.0%	↔	1
Contested Divorce	2015	-	-	1	-	-	-	-	-	1	2	1	2	1			7
	2016	1	2	2	2	-	-	-	-	-	-	-	-	7	600.0%	▲	7
Domestic and Family - Level 1	2015	2	3	4	3	-	-	1	2	2	-	5	3	12			25
	2016	1	1	2	1	-	-	-	-	-	-	-	-	5	-58.3%	▼	5
Domestic and Family - Level 2	2015	-	2	1	1	1	2	1	-	2	-	-	-	4			10
General Civil - Level 1	2015	1	1	-	2	-	-	-	-	-	-	-	-	4			4
	2016	-	-	-	1	-	-	-	-	-	-	-	-	1	-75.0%	▼	1
General Civil - Level 2	2015	2	1	1	1	3	10	2	3	2	2	2	2	5			31
	2016	1	1	1	2	-	-	-	-	-	-	-	-	5	0.0%	↔	5
General Civil - Level 3	2015	3	1	2	2	5	3	1	1	-	2	1	3	8			24
	2016	-	3	1	1	-	-	-	-	-	-	-	-	5	-37.5%	▼	5
Miscellaneous	2015	43	37	29	24	19	38	27	29	27	33	32	76	133			414
	2016	48	55	44	36	-	-	-	-	-	-	-	-	183	37.6%	▲	183
Misdemeanor	2015	9	3	1	7	9	1	14	-	2	2	1	4	20			53
	2016	4	7	11	5	-	-	-	-	-	-	-	-	27	35.0%	▲	27
Non-Capital Felonies and Related Matters	2015	44	2	6	32	23	5	12	2	8	35	-	10	84			179
	2016	-	55	21	22	-	-	-	-	-	-	-	-	98	16.7%	▲	98
Other	2016	1	1	-	2	-	-	-	-	-	-	-	-	4			4
Other Criminally Related Matters	2015	-	4	2	3	2	5	2	1	2	2	1	-	9			24
	2016	3	-	1	-	-	-	-	-	-	-	-	-	4	-55.6%	▼	4
Probates/Wills and Trusts - Lev	2015	-	-	1	-	-	-	-	-	-	-	-	-	1			1
Probates/Wills and Trusts - Lev	2015	-	-	-	-	1	-	-	-	-	-	-	-	0			1
Protective Orders	2015	1	-	-	-	-	-	-	-	-	-	-	-	1	0.0%	↔	1
Uncontested Divorce	2015	-	-	2	-	-	-	1	3	2	4	-	3	2			15
	2016	4	-	4	2	-	-	-	-	-	-	-	-	10	400.0%	▲	10

Court: Mathews Circuit

Start/End Date: Jan-15 / Apr-16

2015 Average Month: 40

Jan-Apr 2015: 165

Filings Trending: ▲

Circuit/Court ID: 9 209115


Type of Case: Filings

2016 Average Month:45

Jan-Apr 2016 : 179

Overall AVG. Month: 41

Monthly Summary



Jan 15-Apr 16

Totals

	2015	2016
Civil	133	32
Criminal	170	73
Other	178	74
Total	481	179

Jan --- Apr Filings

165

2015

179

2016

Jan --- Apr Filings

	2015	2016	% Change	Trending
Civil	48	32	-33.3%	▼
Criminal	37	73	97.3%	▲
Other	80	74	-7.5%	▼
Total	165	179	8.5%	▲

	Jan	Feb	Mar	Apr	May	Jun	Jul	Aug	Sep	Oct	Nov	Dec	Thru Apr	% Change	Trending	Total
2015	31	31	58	45	35	39	53	19	29	31	55	55	165			481
2016	35	25	69	50	-	-	-	-	-	-	-	-	179	8.5%	▲	179

		Jan	Feb	Mar	Apr	May	Jun	Jul	Aug	Sep	Oct	Nov	Dec	Thru Apr	% Change	Trending	Total
Administrative Law	2015	-	-	-	-	-	-	-	-	1	-	-	-	0			1
	2016	-	-	-	1	-	-	-	-	-	-	-	-	1	0.0%	↔	1
Contested Divorce	2015	-	2	-	1	-	-	-	1	2	-	1	-	3			7
	2016	-	-	-	1	-	-	-	-	-	-	-	-	1	-66.7%	▼	1
Domestic and Family - Level 1	2015	-	-	-	-	-	6	-	-	2	-	-	8	0			16
	2016	-	-	1	-	-	-	-	-	-	-	-	-	1	0.0%	↔	1
Domestic and Family - Level 2	2015	-	-	1	1	-	-	1	-	-	-	1	-	2			4
General Civil - Level 1	2015	1	-	-	-	-	-	-	-	-	1	1	-	1			3
General Civil - Level 2	2015	3	3	2	1	-	1	3	1	-	-	1	3	9			18
	2016	2	1	3	3	-	-	-	-	-	-	-	-	9	0.0%	↔	9
General Civil - Level 3	2015	-	1	2	5	1	-	-	1	-	2	2	1	8			15
	2016	2	1	-	-	-	-	-	-	-	-	-	-	3	-62.5%	▼	3
Miscellaneous	2015	20	19	27	33	14	12	8	12	9	13	20	31	99			218
	2016	25	23	26	13	-	-	-	-	-	-	-	-	87	-12.1%	▼	87
Misdemeanor	2015	1	1	3	-	6	2	5	-	4	1	-	6	5			29
	2016	1	-	5	-	-	-	-	-	-	-	-	-	6	20.0%	▲	6
Non-Capital Felonies and Related Matters	2015	5	3	19	-	11	11	32	3	8	11	23	2	27			128
	2016	-	-	32	31	-	-	-	-	-	-	-	-	63	133.3%	▲	63
Other	2015	-	-	1	-	-	-	-	-	-	-	-	2	1			3
	2016	-	-	1	-	-	-	-	-	-	-	-	-	1	0.0%	↔	1
Other Criminally Related Matters	2015	-	2	-	3	2	2	-	-	2	1	2	-	5			14
	2016	3	-	1	-	-	-	-	-	-	-	-	-	4	-20.0%	▼	4
Probates/Wills and Trusts - Level 2	2015	-	-	1	-	-	-	-	-	-	-	-	-	1			1
	2016	1	-	-	-	-	-	-	-	-	-	-	-	1	0.0%	↔	1
Protective Orders	2015	-	-	-	-	-	1	-	-	-	-	-	-	0			1
Uncontested Divorce	2015	1	-	2	1	1	4	4	1	1	2	4	2	4	0.0%	↔	23
	2016	1	-	-	1	-	-	-	-	-	-	-	-	2	-50.0%	▼	2

Court: Middlesex Circuit

Start/End Date: Jan-15 / Apr-16

2015 Average Month: 44

Jan-Apr 2015: 176

Filings Trending: ▲

Circuit/Court ID: 9 209119


Type of Case: Filings

2016 Average Month:76

Jan-Apr 2016 : 302

Overall AVG. Month: 52

Monthly Summary



Jan 15-Apr 16

Totals

	2015	2016
Civil	118	39
Criminal	189	157
Other	224	106
Total	531	302

Jan --- Apr Filings

176

302

2015

2016

Jan --- Apr Filings

	2015	2016	% Change	Trending
Civil	45	39	-13.3%	▼
Criminal	49	157	220.4%	▲
Other	82	106	29.3%	▲
Total	176	302	71.6%	▲

	Jan	Feb	Mar	Apr	May	Jun	Jul	Aug	Sep	Oct	Nov	Dec	Thru Apr	% Change	Trending	Total
2015	49	37	52	38	44	55	54	36	53	31	25	57	176			531
2016	62	64	125	51	-	-	-	-	-	-	-	-	302	71.6%	▲	302

		Jan	Feb	Mar	Apr	May	Jun	Jul	Aug	Sep	Oct	Nov	Dec	Thru Apr	% Change	Trending	Total
Capital Murder	2015	-	-	-	-	2	-	-	-	-	-	-	-	0			2
Contested Divorce	2015	-	1	1	1	-	1	1	-	1	-	1	1	3	0.0%	↔	8
	2016	1	1	2	-	-	-	-	-	-	-	-	-	4	33.3%	▲	4
Domestic and Family - Level 1	2015	-	1	-	-	-	-	-	4	-	2	1	1	1			9
	2016	-	-	2	1	-	-	-	-	-	-	-	-	3	200.0%	▲	3
Domestic and Family - Level 2	2015	2	-	1	2	-	-	1	-	-	-	-	-	5			6
General Civil - Level 2	2015	2	3	6	4	-	4	-	-	-	3	-	1	15			23
	2016	1	3	3	2	-	-	-	-	-	-	-	-	9	-40.0%	▼	9
General Civil - Level 3	2015	-	-	-	1	2	1	-	-	-	-	-	2	1			6
	2016	1	-	1	-	-	-	-	-	-	-	-	-	2	100.0%	▲	2
Miscellaneous	2015	17	28	26	15	11	23	17	12	13	12	17	45	86			236
	2016	27	38	22	18	-	-	-	-	-	-	-	-	105	22.1%	▲	105
Misdemeanor	2015	11	-	3	-	5	7	6	3	15	1	1	-	14			52
	2016	10	6	16	2	-	-	-	-	-	-	-	-	34	142.9%	▲	34
Non-Capital Felonies and Related Matters	2015	13	3	8	9	19	14	22	12	18	4	1	3	33			126
	2016	14	10	71	20	-	-	-	-	-	-	-	-	115	248.5%	▲	115
Other	2015	-	-	3	2	2	3	1	2	4	1	1	-	5			19
	2016	2	2	3	1	-	-	-	-	-	-	-	-	8	60.0%	▲	8
Other Criminally Related Matters	2015	2	-	-	-	2	-	1	-	-	2	2	1	2			10
	2016	2	3	2	1	-	-	-	-	-	-	-	-	8	300.0%	▲	8
Probates/Wills and Trusts - Level 2	2015	-	-	1	1	-	1	-	2	1	-	-	-	2			6
	2016	2	-	-	1	-	-	-	-	-	-	-	-	3	50.0%	▲	3
Protective Orders	2015	-	-	-	-	-	1	1	-	-	2	-	1	0			5
	2016	-	-	-	2	-	-	-	-	-	-	-	-	2	0.0%	↔	2
Uncontested Divorce	2015	2	1	3	3	1	-	4	1	1	4	1	2	9			23
	2016	2	1	3	3	-	-	-	-	-	-	-	-	9	0.0%	↔	9

Court: New Kent Circuit

Start/End Date: Jan-15 / Apr-16

2015 Average Month: 102

Jan-Apr 2015: 413

Filings Trending: ▲

Circuit/Court ID: 9 209127


Type of Case: Filings

2016 Average Month:131

Jan-Apr 2016 : 524

Overall AVG. Month: 109

Monthly Summary



Jan 15-Apr 16

Totals

	2015	2016
Civil	178	62
Criminal	422	167
Other	621	295
Total	1,221	524

Jan --- Apr Filings

413

2015

524

2016

Jan --- Apr Filings

	2015	2016	% Change	Trending
Civil	70	62	-11.4%	▼
Criminal	166	167	0.6%	▲
Other	177	295	66.7%	▲
Total	413	524	26.9%	▲

	Jan	Feb	Mar	Apr	May	Jun	Jul	Aug	Sep	Oct	Nov	Dec	Thru Apr	% Change	Trending	Total
2015	107	84	139	83	84	58	80	92	107	98	106	183	413			1,221
2016	131	162	135	96	-	-	-	-	-	-	-	-	524	26.9%	▲	524

		Jan	Feb	Mar	Apr	May	Jun	Jul	Aug	Sep	Oct	Nov	Dec	Thru Apr	% Change	Trending	Total
Administrative Law	2015	1	-	-	-	-	-	-	-	-	-	-	-	1			1
Contested Divorce	2015	-	1	4	3	2	-	2	2	2	1	3	2	8			22
	2016	4	1	1	2	-	-	-	-	-	-	-	-	8	0.0%	↔	8
Domestic and Family - Level 1	2015	-	2	-	2	1	-	-	3	1	1	1	-	4			11
	2016	-	2	-	3	-	-	-	-	-	-	-	-	5	25.0%	▲	5
Domestic and Family - Level 2	2015	2	2	-	1	1	-	-	2	-	-	2	1	5			11
	2016	-	-	-	1	-	-	-	-	-	-	-	-	1	-80.0%	▼	1
General Civil - Level 1	2015	-	-	-	1	-	-	-	-	-	-	-	-	1			1
General Civil - Level 2	2015	2	1	1	2	1	1	-	1	1	4	3	1	6			18
	2016	5	4	1	-	-	-	-	-	-	-	-	-	10	66.7%	▲	10
General Civil - Level 3	2015	2	3	-	1	2	-	1	1	-	1	-	3	6			14
	2016	1	2	3	-	-	-	-	-	-	-	-	-	6	0.0%	↔	6
Miscellaneous	2015	52	36	42	37	24	33	47	35	45	53	60	90	167			554
	2016	72	87	69	48	-	-	-	-	-	-	-	-	276	65.3%	▲	276
Misdemeanor	2015	11	8	17	12	10	11	9	11	17	13	11	5	48			135
	2016	15	16	12	9	-	-	-	-	-	-	-	-	52	8.3%	▲	52
Non-Capital Felonies and Related Matters	2015	22	5	61	17	35	4	12	16	34	18	8	18	105			250
	2016	21	28	40	21	-	-	-	-	-	-	-	-	110	4.8%	▲	110
Other	2015	9	14	5	3	4	2	1	9	3	3	11	58	31			122
	2016	10	12	2	9	-	-	-	-	-	-	-	-	33	6.5%	▲	33
Other Criminally Related Matters	2015	2	6	4	1	1	4	2	6	1	2	5	3	13			37
	2016	-	3	2	-	-	-	-	-	-	-	-	-	5	-61.5%	▼	5
Probates/Wills and Trusts - Level 2	2015	-	-	-	-	-	-	1	2	1	1	-	-	0			5
	2016	1	-	-	-	-	-	-	-	-	-	-	-	1	0.0%	↔	1
Uncontested Divorce	2015	4	6	5	3	3	3	5	4	2	1	2	2	18			40
	2016	2	7	5	3	-	-	-	-	-	-	-	-	17	-5.6%	▼	17

Court: York Circuit

Start/End Date: Jan-15 / Apr-16

2015 Average Month: 252

Jan-Apr 2015: 976

Filings Trending: ▲

Circuit/Court ID: 9 209199


Type of Case: Filings

2016 Average Month:325

Jan-Apr 2016 : 1,301

Overall AVG. Month: 270

Monthly Summary

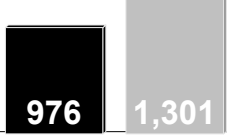


Jan 15-Apr 16

Totals

	2015	2016
Civil	782	287
Criminal	1,043	379
Other	1,196	635
Total	3,021	1,301

Jan --- Apr Filings



976 2015 1,301 2016

Jan --- Apr Filings

	2015	2016	% Change	Trending
Civil	254	287	13.0%	▲
Criminal	319	379	18.8%	▲
Other	403	635	57.6%	▲
Total	976	1,301	33.3%	▲

	Jan	Feb	Mar	Apr	May	Jun	Jul	Aug	Sep	Oct	Nov	Dec	Thru Apr	% Change	Trending	Total
2015	262	206	258	250	247	214	269	234	215	275	249	342	976			3,021
2016	352	342	326	281	-	-	-	-	-	-	-	-	1,301	33.3%	▲	1,301

		Jan	Feb	Mar	Apr	May	Jun	Jul	Aug	Sep	Oct	Nov	Dec	Thru Apr	% Change	Trending	Total
Administrative Law	2015	-	1	-	-	-	-	-	-	1	-	-	1	1			3
	2016	-	1	-	-	-	-	-	-	-	-	-	-	1	0.0%	↔	1
Contested Divorce	2015	3	3	10	4	5	12	6	7	6	6	4	3	20			69
	2016	11	10	3	3	-	-	-	-	-	-	-	-	27	35.0%	▲	27
Domestic and Family - Level 1	2015	2	4	3	3	3	1	4	4	4	2	1	4	12			35
	2016	1	7	3	1	-	-	-	-	-	-	-	-	12	0.0%	↔	12
Domestic and Family - Level 2	2015	5	2	14	12	6	4	13	10	7	12	7	8	33			100
	2016	2	10	13	8	-	-	-	-	-	-	-	-	33	0.0%	↔	33
General Civil - Level 1	2015	1	-	-	-	-	-	-	-	-	-	-	-	1			1
General Civil - Level 2	2015	5	7	11	17	5	20	6	16	4	16	12	8	40			127
	2016	11	9	9	9	-	-	-	-	-	-	-	-	38	-5.0%	▼	38
General Civil - Level 3	2015	4	1	7	1	3	3	5	6	5	6	2	1	13			44
	2016	1	1	6	1	-	-	-	-	-	-	-	-	9	-30.8%	▼	9
Miscellaneous	2015	123	99	137	99	100	92	122	114	95	91	105	197	458			1,374
	2016	216	199	172	144	-	-	-	-	-	-	-	-	731	59.6%	▲	731
Misdemeanor	2015	26	16	13	28	11	9	6	10	18	15	16	16	83			184
	2016	13	15	18	18	-	-	-	-	-	-	-	-	64	-22.9%	▼	64
Non-Capital Felonies and Related Matters	2015	74	50	29	51	84	50	74	56	48	99	69	79	204			763
	2016	81	68	73	70	-	-	-	-	-	-	-	-	292	43.1%	▲	292
Other	2015	2	1	5	2	6	3	4	1	1	2	-	-	10			27
	2016	-	2	2	1	-	-	-	-	-	-	-	-	5	-50.0%	▼	5
Other Criminally Related Matters	2015	5	8	3	17	9	5	12	2	8	4	19	6	33			98
	2016	6	2	7	8	-	-	-	-	-	-	-	-	23	-30.3%	▼	23
Probates/Wills and Trusts - Lev	2015	-	-	1	-	-	1	-	-	-	1	-	-	1			3
Probates/Wills and Trusts - Level 2	2015	2	1	1	-	1	4	6	1	1	4	-	4	4			25
	2016	1	-	1	2	-	-	-	-	-	-	-	-	4	0.0%	↔	4
Protective Orders	2015	1	-	-	-	-	-	-	1	1	2	-	1	1			6
	2016	1	1	-	1	-	-	-	-	-	-	-	-	3	200.0%	▲	3
Uncontested Divorce	2015	9	13	24	16	14	10	11	6	16	15	14	14	62			162
	2016	8	17	19	15	-	-	-	-	-	-	-	-	59	-4.8%	▼	59

Court: Williamsburg Circuit

Start/End Date: Jan-15 / Apr-16

2015 Average Month: 303

Jan-Apr 2015: 1,191

Filings Trending: ▲

Circuit/Court ID: 9 209830


Type of Case: Filings

2016 Average Month:372

Jan-Apr 2016 : 1,486

Overall AVG. Month: 320

Monthly Summary



Jan 15-Apr 16

Totals

	2015	2016
Civil	969	329
Criminal	1,243	481
Other	1,426	676
Total	3,638	1,486

Jan --- Apr Filings

1,191

2015

1,486

2016

Jan --- Apr Filings

	2015	2016	% Change	Trending
Civil	315	329	4.4%	▲
Criminal	393	481	22.4%	▲
Other	483	676	40.0%	▲
Total	1,191	1,486	24.8%	▲

	Jan	Feb	Mar	Apr	May	Jun	Jul	Aug	Sep	Oct	Nov	Dec	Thru Apr	% Change	Trending	Total
2015	324	266	325	276	258	273	337	264	316	282	336	381	1,191			3,638
2016	388	350	424	324	-	-	-	-	-	-	-	-	1,486	24.8%	▲	1,486

		Jan	Feb	Mar	Apr	May	Jun	Jul	Aug	Sep	Oct	Nov	Dec	Thru Apr	% Change	Trending	Total
Administrative Law	2015	-	-	-	-	-	1	1	-	-	1	-	1	0			4
Capital Murder	2015	-	-	4	-	-	-	-	-	-	-	-	-	4	0.0%	↔	4
Contested Divorce	2015	9	7	5	9	7	4	7	2	4	5	9	2	30			70
	2016	8	8	11	3	-	-	-	-	-	-	-	-	30	0.0%	↔	30
Domestic and Family - Level 1	2015	3	5	3	2	7	4	9	9	1	3	3	3	13			52
	2016	3	6	6	2	-	-	-	-	-	-	-	-	17	30.8%	▲	17
Domestic and Family - Level 2	2015	5	1	5	2	4	-	-	4	-	-	3	3	13			27
	2016	-	1	3	4	-	-	-	-	-	-	-	-	8	-38.5%	▼	8
General Civil - Level 1	2015	-	3	2	1	2	1	1	1	1	-	1	-	6			13
	2016	1	-	1	4	-	-	-	-	-	-	-	-	6	0.0%	↔	6
General Civil - Level 2	2015	18	8	8	12	12	15	12	12	13	9	18	10	46			147
	2016	11	14	13	7	-	-	-	-	-	-	-	-	45	-2.2%	▼	45
General Civil - Level 3	2015	6	6	1	11	4	14	11	5	-	9	9	8	24			84
	2016	4	7	7	5	-	-	-	-	-	-	-	-	23	-4.2%	▼	23
Miscellaneous	2015	123	101	129	94	82	83	112	107	116	91	112	235	447			1,385
	2016	177	173	175	146	-	-	-	-	-	-	-	-	671	50.1%	▲	671
Misdemeanor	2015	44	26	31	34	34	43	44	30	42	44	44	21	135			437
	2016	37	25	42	59	-	-	-	-	-	-	-	-	163	20.7%	▲	163
Non-Capital Felonies and Related Matters	2015	51	39	66	52	57	49	74	29	69	52	78	45	208			661
	2016	80	58	82	51	-	-	-	-	-	-	-	-	271	30.3%	▲	271
Other	2015	29	47	44	29	14	23	34	37	44	28	31	27	149			387
	2016	33	29	45	23	-	-	-	-	-	-	-	-	130	-12.8%	▼	130
Other Criminally Related Matters	2015	10	9	8	19	16	15	13	14	10	10	10	13	46			147
	2016	8	14	14	12	-	-	-	-	-	-	-	-	48	4.3%	▲	48
Probates/Wills and Trusts - Level 1	2015	1	-	1	-	1	1	-	-	1	2	-	-	2			7
	2016	1	1	-	-	-	-	-	-	-	-	-	-	2	0.0%	↔	2
Probates/Wills and Trusts - Level 2	2015	-	1	3	2	1	4	3	1	1	2	6	2	6			26
	2016	3	2	4	1	-	-	-	-	-	-	-	-	10	66.7%	▲	10
Uncontested Divorce	2015	25	13	15	9	17	16	16	13	14	26	12	11	62			187
	2016	22	12	21	7	-	-	-	-	-	-	-	-	62	0.0%	↔	62

Court: Appomattox Circuit

Start/End Date: Jan-15 / Apr-16

2015 Average Month: 73

Jan-Apr 2015: 257

Filings Trending: ▲

Circuit/Court ID: 10

210011


Type of Case: Filings

2016 Average Month:84

Jan-Apr 2016 : 336

Overall AVG. Month: 76

Monthly Summary



Jan 15-Apr 16

Totals

	2015	2016
Civil	180	61
Criminal	335	119
Other	362	156
Total	877	336

Jan --- Apr Filings

257

2015

336

2016

Jan --- Apr Filings

	2015	2016	% Change	Trending
Civil	50	61	22.0%	▲
Criminal	105	119	13.3%	▲
Other	102	156	52.9%	▲
Total	257	336	30.7%	▲

	Jan	Feb	Mar	Apr	May	Jun	Jul	Aug	Sep	Oct	Nov	Dec	Thru Apr	% Change	Trending	Total
2015	72	58	61	66	59	140	52	85	48	82	59	95	257			877
2016	106	67	108	55	-	-	-	-	-	-	-	-	336	30.7%	▲	336

		Jan	Feb	Mar	Apr	May	Jun	Jul	Aug	Sep	Oct	Nov	Dec	Thru Apr	% Change	Trending	Total
Contested Divorce	2015	-	-	2	1	2	1	1	1	3	3	2	-	3			16
	2016	1	1	3	4	-	-	-	-	-	-	-	-	9	200.0%	▲	9
Domestic and Family - Level 1	2015	-	2	-	-	-	7	3	3	3	3	5	1	2			27
	2016	-	-	-	2	-	-	-	-	-	-	-	-	2	0.0%	↔	2
Domestic and Family - Level 2	2015	-	-	-	-	2	3	-	1	-	-	2	-	0			8
	2016	-	-	2	-	-	-	-	-	-	-	-	-	2	0.0%	↔	2
General Civil - Level 1	2015	-	-	-	1	-	-	-	-	-	-	-	-	1			1
	2016	-	-	-	1	-	-	-	-	-	-	-	-	1	0.0%	↔	1
General Civil - Level 2	2015	2	-	1	2	2	-	1	-	1	-	-	2	5			11
	2016	-	5	1	3	-	-	-	-	-	-	-	-	9	80.0%	▲	9
General Civil - Level 3	2015	-	1	1	2	5	1	-	3	-	1	-	1	4			15
	2016	4	1	3	1	-	-	-	-	-	-	-	-	9	125.0%	▲	9
Miscellaneous	2015	33	27	39	26	25	26	29	32	25	37	38	90	125			427
	2016	46	41	43	40	-	-	-	-	-	-	-	-	170	36.0%	▲	170
Misdemeanor	2015	7	1	1	2	3	8	2	4	2	8	2	-	11			40
	2016	10	2	14	-	-	-	-	-	-	-	-	-	26	136.4%	▲	26
Non-Capital Felonies and Related Matters	2015	27	24	13	28	11	90	12	38	11	25	4	1	92			284
	2016	39	12	30	1	-	-	-	-	-	-	-	-	82	-10.9%	▼	82
Other	2015	-	-	1	-	1	-	-	-	-	1	1	-	1			4
	2016	-	-	1	-	-	-	-	-	-	-	-	-	1	0.0%	↔	1
Other Criminally Related Matters	2015	-	1	1	-	6	-	-	-	1	1	1	-	2			11
	2016	5	2	5	-	-	-	-	-	-	-	-	-	12	500.0%	▲	12
Probates/Wills and Trusts - Level 2	2015	2	-	-	1	-	-	-	1	-	1	-	-	3			5
	2016	-	1	-	1	-	-	-	-	-	-	-	-	2	-33.3%	▼	2
Uncontested Divorce	2015	1	2	2	3	2	4	4	2	2	2	4	-	8			28
	2016	1	2	6	2	-	-	-	-	-	-	-	-	11	37.5%	▲	11

Court: Buckingham Circuit

Start/End Date: Jan-15 / Apr-16

2015 Average Month: 67

Jan-Apr 2015: 240

Filings Trending: ▲

Circuit/Court ID: 10

210029

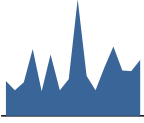
Type of Case: Filings

2016 Average Month:81

Jan-Apr 2016 : 323

Overall AVG. Month: 71

Monthly Summary



Jan 15-Apr 16

Totals

	2015	2016
Civil	170	72
Criminal	393	123
Other	245	128
Total	808	323

Jan --- Apr Filings

240

2015

323

2016

Jan --- Apr Filings

	2015	2016	% Change	Trending
Civil	54	72	33.3%	▲
Criminal	113	123	8.8%	▲
Other	73	128	75.3%	▲
Total	240	323	34.6%	▲

	Jan	Feb	Mar	Apr	May	Jun	Jul	Aug	Sep	Oct	Nov	Dec	Thru Apr	% Change	Trending	Total
2015	52	38	50	100	37	92	38	55	175	60	38	73	240			808
2016	104	68	67	84	-	-	-	-	-	-	-	-	323	34.6%	▲	323

		Jan	Feb	Mar	Apr	May	Jun	Jul	Aug	Sep	Oct	Nov	Dec	Thru Apr	% Change	Trending	Total
Administrative Law	2015	-	-	-	-	-	-	-	1	-	-	-	-	0			1
Capital Murder	2015	-	-	-	-	-	1	-	-	-	-	-	-	0	0.0%	↔	1
Contested Divorce	2015	2	6	1	-	2	-	1	2	1	-	-	1	9	0.0%	↔	16
	2016	2	-	2	1	-	-	-	-	-	-	-	-	5	-44.4%	▼	5
Domestic and Family - Level 1	2015	1	-	2	2	-	-	-	1	1	-	4	-	5			11
	2016	2	-	-	4	-	-	-	-	-	-	-	-	6	20.0%	▲	6
Domestic and Family - Level 2	2016	2	1	-	1	-	-	-	-	-	-	-	-	4			4
General Civil - Level 1	2016	-	1	-	-	-	-	-	-	-	-	-	-	1			1
General Civil - Level 2	2015	1	2	-	4	1	4	6	6	-	2	3	5	7			34
	2016	2	2	2	2	-	-	-	-	-	-	-	-	8	14.3%	▲	8
General Civil - Level 3	2015	1	-	-	-	1	-	-	-	-	-	-	1	1			3
	2016	-	1	-	1	-	-	-	-	-	-	-	-	2	100.0%	▲	2
Miscellaneous	2015	15	21	26	30	17	29	25	22	21	36	22	40	92			304
	2016	46	44	46	24	-	-	-	-	-	-	-	-	160	73.9%	▲	160
Misdemeanor	2015	2	-	3	4	3	6	2	-	25	6	3	5	9			59
	2016	5	3	1	1	-	-	-	-	-	-	-	-	10	11.1%	▲	10
Non-Capital Felonies and Related Matters	2015	28	8	12	55	8	45	1	19	123	9	4	17	103			329
	2016	42	12	13	46	-	-	-	-	-	-	-	-	113	9.7%	▲	113
Other	2015	-	-	-	-	-	1	-	-	1	-	-	-	0			2
Other Criminally Related Matters	2015	-	-	-	1	-	-	-	-	1	2	-	-	1	0.0%	↔	4
	2016	-	-	-	1	-	-	-	-	-	-	-	-	1	0.0%	↔	1
Probates/Wills and Trusts - Lev	2015	-	-	-	-	-	1	-	-	-	-	-	-	0			1
Probates/Wills and Trusts - Level 2	2015	-	1	-	-	-	-	1	-	-	-	-	-	1	0.0%	↔	2
	2016	-	1	1	-	-	-	-	-	-	-	-	-	2	100.0%	▲	2
Uncontested Divorce	2015	2	-	6	4	5	5	2	4	2	5	2	4	12			41
	2016	3	3	2	3	-	-	-	-	-	-	-	-	11	-8.3%	▼	11

Court: Charlotte Circuit

Start/End Date: Jan-15 / Apr-16

2015 Average Month: 49

Jan-Apr 2015: 262

Filings Trending: ↔

Circuit/Court ID: 10

210037


Type of Case: Filings

2016 Average Month:66

Jan-Apr 2016 : 265

Overall AVG. Month: 54

Monthly Summary



Jan 15-Apr 16

Totals

	2015	2016
Civil	174	62
Criminal	222	94
Other	195	109
Total	591	265

Jan --- Apr Filings

262

2015

265

2016

Jan --- Apr Filings

	2015	2016	% Change	Trending
Civil	53	62	17.0%	▲
Criminal	131	94	-28.2%	▼
Other	78	109	39.7%	▲
Total	262	265	1.1%	▲

	Jan	Feb	Mar	Apr	May	Jun	Jul	Aug	Sep	Oct	Nov	Dec	Thru Apr	% Change	Trending	Total
2015	29	125	50	58	28	41	41	47	49	36	44	43	262			591
2016	64	85	62	54	-	-	-	-	-	-	-	-	265	1.1%	▲	265

		Jan	Feb	Mar	Apr	May	Jun	Jul	Aug	Sep	Oct	Nov	Dec	Thru Apr	% Change	Trending	Total
Contested Divorce	2015	1	1	-	1	1	2	3	2	1	-	-	2	3			14
	2016	1	-	-	1	-	-	-	-	-	-	-	-	2	-33.3%	▼	2
Domestic and Family - Level 1	2015	-	1	2	-	-	2	2	3	1	5	1	2	3			19
	2016	-	2	5	2	-	-	-	-	-	-	-	-	9	200.0%	▲	9
Domestic and Family - Level 2	2015	-	-	1	1	1	-	1	-	4	1	-	2	2			11
	2016	1	-	2	1	-	-	-	-	-	-	-	-	4	100.0%	▲	4
General Civil - Level 2	2015	2	2	5	4	2	1	1	3	3	1	1	1	13			26
	2016	-	1	1	2	-	-	-	-	-	-	-	-	4	-69.2%	▼	4
General Civil - Level 3	2015	1	1	2	3	-	2	1	2	2	-	2	-	7			16
	2016	-	4	-	1	-	-	-	-	-	-	-	-	5	-28.6%	▼	5
Miscellaneous	2015	18	24	26	23	13	17	12	19	17	16	19	23	91			227
	2016	25	43	31	20	-	-	-	-	-	-	-	-	119	30.8%	▲	119
Misdemeanor	2015	-	7	2	2	4	4	1	3	6	3	6	2	11			40
	2016	3	7	6	2	-	-	-	-	-	-	-	-	18	63.6%	▲	18
Non-Capital Felonies and Related Matters	2015	5	86	8	17	4	10	14	8	7	3	8	6	116			176
	2016	27	17	8	16	-	-	-	-	-	-	-	-	68	-41.4%	▼	68
Other	2015	-	-	1	1	-	-	-	3	4	5	5	2	2			21
	2016	3	5	1	2	-	-	-	-	-	-	-	-	11	450.0%	▲	11
Other Criminally Related Matters	2015	-	-	1	3	1	-	-	-	-	1	-	1	4			7
	2016	1	2	2	3	-	-	-	-	-	-	-	-	8	100.0%	▲	8
Probates/Wills and Trusts - Lev	2015	-	-	-	-	-	-	1	-	-	-	-	-	0			1
Probates/Wills and Trusts - Level 2	2015	-	-	1	-	-	-	1	-	1	-	1	-	1	0.0%	↔	4
	2016	-	1	1	1	-	-	-	-	-	-	-	-	3	200.0%	▲	3
Uncontested Divorce	2015	2	3	1	3	2	3	4	4	3	1	1	2	9			29
	2016	3	3	5	3	-	-	-	-	-	-	-	-	14	55.6%	▲	14

Court: Cumberland Circuit

Start/End Date: Jan-15 / Apr-16

2015 Average Month: 37

Jan-Apr 2015: 151

Filings Trending: ▲

Circuit/Court ID: 10

210049


Type of Case: Filings

2016 Average Month:45

Jan-Apr 2016 : 181

Overall AVG. Month: 39

Monthly Summary



Jan 15-Apr 16

Totals

	2015	2016
Civil	87	35
Criminal	176	44
Other	180	102
Total	443	181

Jan --- Apr Filings

151

2015

181

2016

Jan --- Apr Filings

	2015	2016	% Change	Trending
Civil	32	35	9.4%	▲
Criminal	63	44	-30.2%	▼
Other	56	102	82.1%	▲
Total	151	181	19.9%	▲

	Jan	Feb	Mar	Apr	May	Jun	Jul	Aug	Sep	Oct	Nov	Dec	Thru Apr	% Change	Trending	Total
2015	41	28	36	46	29	54	30	31	29	45	25	49	151			443
2016	57	43	49	32	-	-	-	-	-	-	-	-	181	19.9%	▲	181

		Jan	Feb	Mar	Apr	May	Jun	Jul	Aug	Sep	Oct	Nov	Dec	Thru Apr	% Change	Trending	Total
Contested Divorce	2015	-	-	-	-	2	-	-	1	1	1	4	1	0			10
	2016	-	1	1	2	-	-	-	-	-	-	-	-	4	0.0%	↔	4
Domestic and Family - Level 1	2015	1	-	1	2	-	2	-	2	-	1	-	1	4			10
	2016	3	-	1	-	-	-	-	-	-	-	-	-	4	0.0%	↔	4
Domestic and Family - Level 2	2015	-	-	-	1	-	-	-	-	1	-	-	-	1			2
	2016	3	1	-	-	-	-	-	-	-	-	-	-	4	300.0%	▲	4
General Civil - Level 2	2015	-	2	-	1	2	1	1	-	-	2	2	-	3			11
	2016	1	1	4	-	-	-	-	-	-	-	-	-	6	100.0%	▲	6
General Civil - Level 3	2015	-	-	-	-	-	-	-	1	-	-	1	-	0			2
	2016	17	12	15	24	9	10	14	19	13	30	14	28	68	0.0%	↔	205
Miscellaneous	2015	39	26	29	20	-	-	-	-	-	-	-	-	114	67.6%	▲	114
	2016	8	6	6	3	3	6	4	3	4	2	1	4	23			50
Misdemeanor	2015	6	2	3	1	-	-	-	-	-	-	-	-	12	-47.8%	▼	12
	2016	11	3	11	12	11	34	9	3	8	5	3	13	37			123
Non-Capital Felonies and Related Matters	2015	3	-	10	8	-	-	-	-	-	-	-	-	21	-43.2%	▼	21
	2016	1	-	-	-	-	-	-	-	-	1	-	-	1			2
Other	2015	2	-	-	-	-	-	-	-	-	-	-	-	2	100.0%	▲	2
	2016	1	1	-	1	1	-	-	-	-	-	-	-	3			4
Other Criminally Related Matters	2015	-	11	-	-	-	-	-	-	-	-	-	-	11	266.7%	▲	11
	2016	-	1	-	-	-	-	-	-	1	3	-	-	1			5
Probates/Wills and Trusts - Lev	2015	-	-	-	-	-	-	-	-	-	-	-	-	1			1
Protective Orders	2015	1	-	-	-	-	-	-	-	-	-	-	-	1			1
Uncontested Divorce	2015	1	3	3	2	1	1	2	2	1	-	-	2	9			18
	2016	-	1	1	1	-	-	-	-	-	-	-	-	3	-66.7%	▼	3

Court: Halifax Circuit

Start/End Date: Jan-15 / Apr-16

2015 Average Month: 199

Jan-Apr 2015: 864

Filings Trending: ▼

Circuit/Court ID: 10

210083


Type of Case: Filings

2016 Average Month:210

Jan-Apr 2016 : 840

Overall AVG. Month: 202

Monthly Summary



Jan 15-Apr 16

Totals

	2015	2016
Civil	569	179
Criminal	1,086	316
Other	736	345
Total	2,391	840

Jan --- Apr Filings

864

2015

840

2016

Jan --- Apr Filings

	2015	2016	% Change	Trending
Civil	201	179	-10.9%	▼
Criminal	374	316	-15.5%	▼
Other	289	345	19.4%	▲
Total	864	840	-2.8%	▼

	Jan	Feb	Mar	Apr	May	Jun	Jul	Aug	Sep	Oct	Nov	Dec	Thru Apr	% Change	Trending	Total
2015	280	143	297	144	190	139	246	239	172	135	161	245	864			2,391
2016	154	271	224	191	-	-	-	-	-	-	-	-	840	-2.8%	▼	840

		Jan	Feb	Mar	Apr	May	Jun	Jul	Aug	Sep	Oct	Nov	Dec	Thru Apr	% Change	Trending	Total
Administrative Law	2015	-	-	2	-	-	-	-	-	-	-	-	-	2			2
Contested Divorce	2015	3	6	8	3	7	7	6	9	5	4	4	4	20			66
	2016	2	4	9	6	-	-	-	-	-	-	-	-	21	5.0%	▲	21
Domestic and Family - Level 1	2015	1	2	1	3	4	1	4	9	1	3	4	5	7			38
	2016	2	4	12	7	-	-	-	-	-	-	-	-	25	257.1%	▲	25
Domestic and Family - Level 2	2015	-	-	4	1	-	-	1	-	1	2	1	1	5			11
	2016	-	1	1	2	-	-	-	-	-	-	-	-	4	-20.0%	▼	4
General Civil - Level 1	2015	-	2	1	-	-	2	-	1	-	-	-	1	3			7
General Civil - Level 2	2015	3	4	5	6	1	4	6	3	3	2	3	3	18			43
	2016	3	6	1	2	-	-	-	-	-	-	-	-	12	-33.3%	▼	12
General Civil - Level 3	2015	3	1	5	6	7	3	8	3	3	1	1	4	15			45
	2016	-	12	11	4	-	-	-	-	-	-	-	-	27	80.0%	▲	27
Miscellaneous	2015	76	68	122	55	38	60	71	53	81	59	50	109	321			842
	2016	58	117	95	87	-	-	-	-	-	-	-	-	357	11.2%	▲	357
Misdemeanor	2015	49	10	32	16	35	14	45	39	21	16	28	36	107			341
	2016	19	32	31	18	-	-	-	-	-	-	-	-	100	-6.5%	▼	100
Non-Capital Felonies and Related Matters	2015	127	15	96	20	78	15	77	100	32	27	53	71	258			711
	2016	52	70	43	40	-	-	-	-	-	-	-	-	205	-20.5%	▼	205
Other	2015	2	10	7	15	9	4	4	5	6	7	1	-	34			70
	2016	4	10	4	3	-	-	-	-	-	-	-	-	21	-38.2%	▼	21
Other Criminally Related Matters	2015	5	2	3	1	3	5	6	4	5	1	4	1	11			40
	2016	2	2	3	5	-	-	-	-	-	-	-	-	12	9.1%	▲	12
Probates/Wills and Trusts - Level 1	2015	-	1	-	-	-	-	-	-	-	-	-	-	1			1
	2016	-	1	1	-	-	-	-	-	-	-	-	-	2	100.0%	▲	2
Probates/Wills and Trusts - Level 2	2015	-	-	2	1	-	2	5	-	-	3	2	2	3			17
	2016	2	1	2	1	-	-	-	-	-	-	-	-	6	100.0%	▲	6
Uncontested Divorce	2015	11	22	9	17	8	22	13	13	14	10	10	8	59			157
	2016	10	11	11	16	-	-	-	-	-	-	-	-	48	-18.6%	▼	48

Court: Lunenburg Circuit

Start/End Date: Jan-15 / Apr-16

2015 Average Month: 50

Jan-Apr 2015: 234

Filings Trending: ▼

Circuit/Court ID: 10

210111


Type of Case: Filings

2016 Average Month:43

Jan-Apr 2016 : 172

Overall AVG. Month: 48

Monthly Summary



Jan 15-Apr 16

Totals

	2015	2016
Civil	105	34
Criminal	298	46
Other	198	92
Total	601	172

Jan --- Apr Filings

234

2015

172

2016

Jan --- Apr Filings

	2015	2016	% Change	Trending
Civil	31	34	9.7%	▲
Criminal	135	46	-65.9%	▼
Other	68	92	35.3%	▲
Total	234	172	-26.5%	▼

	Jan	Feb	Mar	Apr	May	Jun	Jul	Aug	Sep	Oct	Nov	Dec	Thru Apr	% Change	Trending	Total
2015	40	103	45	46	32	40	49	52	44	54	28	68	234			601
2016	60	38	45	29	-	-	-	-	-	-	-	-	172	-26.5%	▼	172

		Jan	Feb	Mar	Apr	May	Jun	Jul	Aug	Sep	Oct	Nov	Dec	Thru Apr	% Change	Trending	Total
Contested Divorce	2015	-	-	1	1	1	1	-	1	1	1	1	1	2			9
	2016	-	1	1	1	-	-	-	-	-	-	-	-	3	50.0%	▲	3
Domestic and Family - Level 1	2016	-	-	-	1	-	-	-	-	-	-	-	-	1			1
Domestic and Family - Level 2	2015	-	1	-	-	1	-	-	-	2	-	-	-	1			4
	2016	2	1	3	3	-	-	-	-	-	-	-	-	9	800.0%	▲	9
General Civil - Level 1	2015	-	-	-	-	-	1	-	1	-	-	-	-	0			2
General Civil - Level 2	2015	-	-	1	-	1	-	-	3	-	1	-	1	1	0.0%	↔	7
	2016	-	-	1	1	-	-	-	-	-	-	-	-	2	100.0%	▲	2
General Civil - Level 3	2015	-	1	2	-	1	-	-	5	3	1	-	3	3			16
	2016	-	2	-	1	-	-	-	-	-	-	-	-	3	0.0%	↔	3
Miscellaneous	2015	29	23	16	12	14	15	25	18	28	12	18	32	80			242
	2016	29	27	32	14	-	-	-	-	-	-	-	-	102	27.5%	▲	102
Misdemeanor	2015	-	2	3	3	2	3	4	6	5	12	2	3	8			45
	2016	8	-	-	2	-	-	-	-	-	-	-	-	10	25.0%	▲	10
Non-Capital Felonies and Related Matters	2015	10	70	21	26	11	19	17	15	3	25	4	26	127			247
	2016	18	6	6	4	-	-	-	-	-	-	-	-	34	-73.2%	▼	34
Other Criminally Related Matters	2015	-	-	-	-	-	1	1	1	1	-	1	1	0			6
	2016	-	-	2	-	-	-	-	-	-	-	-	-	2	0.0%	↔	2
Uncontested Divorce	2015	1	6	1	4	1	-	2	2	1	2	2	1	12			23
	2016	3	1	-	2	-	-	-	-	-	-	-	-	6	-50.0%	▼	6

Court: Mecklenburg Circuit

Start/End Date: Jan-15 / Apr-16

2015 Average Month: 244

Jan-Apr 2015: 893

Filings Trending: ▲

Circuit/Court ID: 10

210117


Type of Case: Filings

2016 Average Month:229

Jan-Apr 2016 : 917

Overall AVG. Month: 241

Monthly Summary



Jan 15-Apr 16

Totals

	2015	2016
Civil	437	160
Criminal	1,930	508
Other	566	249
Total	2,933	917

Jan --- Apr Filings

893

2015

917

2016

Jan --- Apr Filings

	2015	2016	% Change	Trending
Civil	129	160	24.0%	▲
Criminal	567	508	-10.4%	▼
Other	197	249	26.4%	▲
Total	893	917	2.7%	▲

	Jan	Feb	Mar	Apr	May	Jun	Jul	Aug	Sep	Oct	Nov	Dec	Thru Apr	% Change	Trending	Total
2015	262	176	262	193	304	243	335	311	279	179	150	239	893			2,933
2016	226	262	231	198	-	-	-	-	-	-	-	-	917	2.7%	▲	917

		Jan	Feb	Mar	Apr	May	Jun	Jul	Aug	Sep	Oct	Nov	Dec	Thru Apr	% Change	Trending	Total
Capital Murder	2015	-	-	-	-	-	1	-	-	-	-	-	-	0			1
Contested Divorce	2015	2	9	6	3	7	2	3	2	6	2	-	2	20	0.0%	↔	44
	2016	4	7	5	2	-	-	-	-	-	-	-	-	18	-10.0%	▼	18
Domestic and Family - Level 1	2015	3	4	2	-	9	6	-	5	6	3	3	1	9			42
	2016	6	1	3	1	-	-	-	-	-	-	-	-	11	22.2%	▲	11
Domestic and Family - Level 2	2015	-	-	-	-	1	1	-	1	-	-	1	1	0			5
	2016	1	-	3	2	-	-	-	-	-	-	-	-	6	0.0%	↔	6
General Civil - Level 1	2015	-	-	1	1	-	-	-	-	-	1	1	-	2			4
	2016	1	1	-	-	-	-	-	-	-	-	-	-	2	0.0%	↔	2
General Civil - Level 2	2015	1	3	4	3	4	4	2	5	4	3	2	3	11			38
	2016	2	2	3	2	-	-	-	-	-	-	-	-	9	-18.2%	▼	9
General Civil - Level 3	2015	-	-	2	3	5	4	1	3	43	1	2	2	5			66
	2016	-	1	2	1	-	-	-	-	-	-	-	-	4	-20.0%	▼	4
Miscellaneous	2015	66	56	62	44	49	41	49	42	48	63	37	98	228			655
	2016	68	73	72	74	-	-	-	-	-	-	-	-	287	25.9%	▲	287
Misdemeanor	2015	18	6	31	15	34	24	24	22	34	19	22	21	70			270
	2016	35	31	20	16	-	-	-	-	-	-	-	-	102	45.7%	▲	102
Non-Capital Felonies and Related Matters	2015	153	87	137	113	182	142	240	213	120	66	70	97	490			1,620
	2016	94	118	104	84	-	-	-	-	-	-	-	-	400	-18.4%	▼	400
Other	2015	2	2	2	-	1	1	4	-	-	1	-	2	6			15
	2016	2	4	-	2	-	-	-	-	-	-	-	-	8	33.3%	▲	8
Other Criminally Related Matters	2015	4	1	2	1	2	9	1	6	2	3	2	8	8			41
	2016	3	4	2	1	-	-	-	-	-	-	-	-	10	25.0%	▲	10
Probates/Wills and Trusts - Level 2	2015	1	-	2	-	1	-	1	3	-	1	-	-	3			9
	2016	1	3	-	-	-	-	-	-	-	-	-	-	4	33.3%	▲	4
Protective Orders	2015	-	-	-	-	-	-	-	1	1	-	-	-	0			2
Uncontested Divorce	2015	12	8	11	10	9	8	10	8	15	16	10	4	41	0.0%	↔	121
	2016	9	17	17	13	-	-	-	-	-	-	-	-	56	36.6%	▲	56

Court: Prince Edward Circuit

Start/End Date: Jan-15 / Apr-16

2015 Average Month: 123

Jan-Apr 2015: 504

Filings Trending: ▲

Circuit/Court ID: 10

210147


Type of Case: Filings

2016 Average Month:139

Jan-Apr 2016 : 555

Overall AVG. Month: 127

Monthly Summary



Jan 15-Apr 16

Totals

	2015	2016
Civil	283	97
Criminal	902	330
Other	285	128
Total	1,470	555

Jan --- Apr Filings

504

2015

555

2016

Jan --- Apr Filings

	2015	2016	% Change	Trending
Civil	97	97	-	↔
Criminal	333	330	-0.9%	▼
Other	74	128	73.0%	▲
Total	504	555	10.1%	▲

	Jan	Feb	Mar	Apr	May	Jun	Jul	Aug	Sep	Oct	Nov	Dec	Thru Apr	% Change	Trending	Total
2015	157	63	147	137	122	154	161	81	111	110	107	120	504			1,470
2016	167	99	125	164	-	-	-	-	-	-	-	-	555	10.1%	▲	555

		Jan	Feb	Mar	Apr	May	Jun	Jul	Aug	Sep	Oct	Nov	Dec	Thru Apr	% Change	Trending	Total
Administrative Law	2015	-	-	1	-	-	-	-	-	-	2	-	-	1			3
Contested Divorce	2015	3	3	1	2	1	1	2	2	3	1	-	-	9			19
	2016	5	2	2	2	-	-	-	-	-	-	-	-	11	22.2%	▲	11
Domestic and Family - Level 1	2015	-	-	-	-	-	2	3	-	4	4	-	11	0			24
	2016	-	-	-	1	-	-	-	-	-	-	-	-	1	0.0%	↔	1
Domestic and Family - Level 2	2015	-	-	-	-	1	-	-	-	-	-	1	1	0			3
	2016	2	-	1	-	-	-	-	-	-	-	-	-	3	0.0%	↔	3
General Civil - Level 1	2015	-	-	-	-	-	1	-	-	1	-	3	1	0			6
General Civil - Level 2	2015	2	2	2	-	5	6	5	-	-	1	5	-	6	0.0%	↔	28
	2016	2	3	3	1	-	-	-	-	-	-	-	-	9	50.0%	▲	9
General Civil - Level 3	2015	1	2	1	1	1	-	1	3	2	-	1	1	5			14
	2016	2	-	1	-	-	-	-	-	-	-	-	-	3	-40.0%	▼	3
Miscellaneous	2015	42	22	42	24	31	31	27	30	28	35	26	71	130			409
	2016	54	45	35	37	-	-	-	-	-	-	-	-	171	31.5%	▲	171
Misdemeanor	2015	26	4	23	12	13	21	33	9	10	13	9	12	65			185
	2016	12	21	26	13	-	-	-	-	-	-	-	-	72	10.8%	▲	72
Non-Capital Felonies and Related Matters	2015	76	30	65	92	65	78	84	28	61	52	47	21	263			699
	2016	78	22	44	106	-	-	-	-	-	-	-	-	250	-4.9%	▼	250
Other	2015	-	-	-	-	-	-	-	1	-	-	-	1	0			2
	2016	-	-	1	-	-	-	-	-	-	-	-	-	1	0.0%	↔	1
Other Criminally Related Matters	2015	2	-	2	1	1	2	2	4	-	-	4	-	5			18
	2016	4	-	5	-	-	-	-	-	-	-	-	-	9	80.0%	▲	9
Probates/Wills and Trusts - Level 2	2015	-	-	2	1	1	1	2	-	-	-	1	-	3			8
	2016	2	1	-	1	-	-	-	-	-	-	-	-	4	33.3%	▲	4
Protective Orders	2015	-	-	-	-	-	-	-	-	-	-	2	-	0			2
Uncontested Divorce	2015	5	-	8	4	3	11	2	4	2	2	8	1	17	0.0%	↔	50
	2016	6	5	7	3	-	-	-	-	-	-	-	-	21	23.5%	▲	21

Court: Amelia Circuit

Start/End Date: Jan-15 / Apr-16

2015 Average Month: 67

Jan-Apr 2015: 269

Filings Trending: ▼

Circuit/Court ID: 11

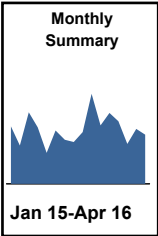
211007

Type of Case: Filings

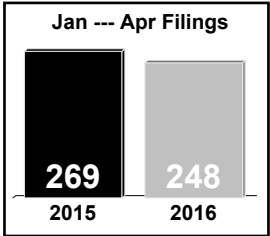
2016 Average Month:62

Jan-Apr 2016 : 248

Overall AVG. Month: 65



Totals		
	2015	2016
Civil	121	23
Criminal	333	87
Other	344	138
Total	798	248



Jan --- Apr Filings				
	2015	2016	% Change	Trending
Civil	50	23	-54.0%	▼
Criminal	104	87	-16.3%	▼
Other	115	138	20.0%	▲
Total	269	248	-7.8%	▼

	Jan	Feb	Mar	Apr	May	Jun	Jul	Aug	Sep	Oct	Nov	Dec	Thru Apr	% Change	Trending	Total
2015	69	46	86	68	37	64	53	50	62	108	70	85	269			798
2016	75	48	66	59	-	-	-	-	-	-	-	-	248	-7.8%	▼	248

		Jan	Feb	Mar	Apr	May	Jun	Jul	Aug	Sep	Oct	Nov	Dec	Thru Apr	% Change	Trending	Total
Contested Divorce	2015	-	-	3	1	-	-	1	-	4	-	-	-	4			9
	2016	-	2	1	-	-	-	-	-	-	-	-	-	3	-25.0%	▼	3
Domestic and Family - Level 1	2015	1	2	5	2	1	-	-	1	-	2	2	-	10			16
	2016	3	-	-	-	-	-	-	-	-	-	-	-	3	-70.0%	▼	3
Domestic and Family - Level 2	2015	1	-	1	-	1	2	-	1	-	-	-	1	2			7
	2016	-	-	1	-	-	-	-	-	-	-	-	-	1	0.0%	↔	1
General Civil - Level 1	2015	4	1	2	2	-	1	2	1	1	-	1	-	9			15
	2016	-	-	1	-	-	-	-	-	-	-	-	-	1	-88.9%	▼	1
General Civil - Level 3	2015	1	2	-	1	1	-	2	-	-	1	1	-	4			9
	2016	47	22	32	22	14	30	26	28	26	23	38	56	123			364
Miscellaneous	2015	44	32	36	32	-	-	-	-	-	-	-	-	144	17.1%	▲	144
	2016	8	2	2	8	8	5	7	9	10	5	9	4	20			77
Misdemeanor	2015	10	2	10	10	-	-	-	-	-	-	-	-	32	60.0%	▲	32
	2016	3	10	36	31	8	10	13	6	13	69	15	18	80			232
Non-Capital Felonies and Related Matters	2015	17	6	14	13	-	-	-	-	-	-	-	-	50	-37.5%	▼	50
	2016	2	2	-	-	1	6	-	-	-	1	-	1	4			13
Other	2015	-	1	1	2	-	-	-	-	-	-	-	-	4	0.0%	↔	4
	2016	1	-	3	-	2	4	-	3	4	3	2	2	4			24
Other Criminally Related Matters	2015	1	3	1	-	-	-	-	-	-	-	-	-	5	25.0%	▲	5
	2016	-	-	1	-	-	1	-	-	-	-	-	-	1	0.0%	↔	2
Probates/Wills and Trusts - Level 2	2015	-	-	1	-	-	-	-	-	-	-	-	-	1			1
	2016	1	5	1	1	1	4	2	1	3	3	2	3	8			27
Uncontested Divorce	2015	-	2	-	2	-	-	-	-	-	-	-	-	4	-50.0%	▼	4
	2016	-	-	-	-	-	-	-	-	-	-	-	-	-			-

Court: Dinwiddie Circuit

Start/End Date: Jan-15 / Apr-16

2015 Average Month: 137

Jan-Apr 2015: 582

Filings Trending: ⇄

Circuit/Court ID: 11

211053


Type of Case: Filings

2016 Average Month:145

Jan-Apr 2016 : 579

Overall AVG. Month: 139

Monthly Summary



Jan 15-Apr 16

Totals

	2015	2016
Civil	414	138
Criminal	678	204
Other	548	237
Total	1,640	579

Jan --- Apr Filings

582

2015

579

2016

Jan --- Apr Filings

	2015	2016	% Change	Trending
Civil	127	138	8.7%	▲
Criminal	268	204	-23.9%	▼
Other	187	237	26.7%	▲
Total	582	579	-0.5%	▼

	Jan	Feb	Mar	Apr	May	Jun	Jul	Aug	Sep	Oct	Nov	Dec	Thru Apr	% Change	Trending	Total
2015	149	118	162	153	143	134	152	124	92	136	133	144	582			1,640
2016	128	148	179	124	-	-	-	-	-	-	-	-	579	-0.5%	▼	579

		Jan	Feb	Mar	Apr	May	Jun	Jul	Aug	Sep	Oct	Nov	Dec	Thru Apr	% Change	Trending	Total
Administrative Law	2015	1	-	-	1	-	1	1	1	-	-	-	-	2			5
	2016	-	-	1	-	-	-	-	-	-	-	-	-	1	-50.0%	▼	1
Capital Murder	2015	-	1	-	-	-	-	-	-	-	-	-	-	1			1
Contested Divorce	2015	1	2	1	1	4	5	5	-	1	1	2	5	5			28
	2016	4	5	-	2	-	-	-	-	-	-	-	-	11	120.0%	▲	11
Domestic and Family - Level 1	2015	-	2	7	2	5	4	1	-	4	8	3	3	11			39
	2016	-	6	9	6	-	-	-	-	-	-	-	-	21	90.9%	▲	21
Domestic and Family - Level 2	2015	2	1	4	-	-	3	1	2	2	1	2	2	7			20
	2016	2	-	-	1	-	-	-	-	-	-	-	-	3	-57.1%	▼	3
General Civil - Level 1	2016	-	3	1	-	-	-	-	-	-	-	-	-	4			4
General Civil - Level 2	2015	3	-	7	2	2	7	3	6	5	4	3	3	12			45
	2016	1	3	7	3	-	-	-	-	-	-	-	-	14	16.7%	▲	14
General Civil - Level 3	2015	6	5	4	4	12	6	2	11	7	5	21	-	19			83
	2016	9	4	3	3	-	-	-	-	-	-	-	-	19	0.0%	⇄	19
Miscellaneous	2015	58	59	60	48	44	51	53	46	44	56	48	92	225			659
	2016	69	70	87	52	-	-	-	-	-	-	-	-	278	23.6%	▲	278
Misdemeanor	2015	25	10	16	23	25	22	16	11	6	20	18	11	74			203
	2016	8	19	22	20	-	-	-	-	-	-	-	-	69	-6.8%	▼	69
Non-Capital Felonies and Related Matters	2015	36	30	52	56	34	26	65	36	14	26	25	18	174			418
	2016	30	30	38	30	-	-	-	-	-	-	-	-	128	-26.4%	▼	128
Other	2015	1	1	-	-	-	-	-	-	1	-	1	-	2			4
Other Criminally Related Matters	2015	5	4	4	8	5	4	3	5	3	8	5	4	21			58
	2016	1	1	3	2	-	-	-	-	-	-	-	-	7	-66.7%	▼	7
Probates/Wills and Trusts - Level 2	2015	1	-	1	-	1	-	-	3	1	-	-	-	2			7
	2016	1	-	-	-	-	-	-	-	-	-	-	-	1	-50.0%	▼	1
Uncontested Divorce	2015	10	3	6	8	11	5	2	3	4	7	5	6	27			70
	2016	3	7	8	5	-	-	-	-	-	-	-	-	23	-14.8%	▼	23

Court: Nottoway Circuit

Start/End Date: Jan-15 / Apr-16

2015 Average Month: 65

Jan-Apr 2015: 202

Filings Trending: ▲

Circuit/Court ID: 11

211135


Type of Case: Filings

2016 Average Month:71

Jan-Apr 2016 : 285

Overall AVG. Month: 66

Monthly Summary

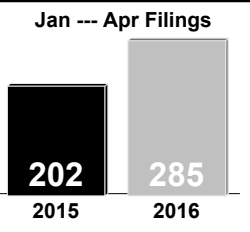


Jan 15-Apr 16

Totals

	2015	2016
Civil	207	67
Criminal	319	83
Other	249	135
Total	775	285

Jan --- Apr Filings



20152022016285

Jan --- Apr Filings

	2015	2016	% Change	Trending
Civil	67	67	-	↔
Criminal	59	83	40.7%	▲
Other	76	135	77.6%	▲
Total	202	285	41.1%	▲

	Jan	Feb	Mar	Apr	May	Jun	Jul	Aug	Sep	Oct	Nov	Dec	Thru Apr	% Change	Trending	Total
2015	41	50	68	43	60	56	73	98	89	55	84	58	202			775
2016	74	71	82	58	-	-	-	-	-	-	-	-	285	41.1%	▲	285

		Jan	Feb	Mar	Apr	May	Jun	Jul	Aug	Sep	Oct	Nov	Dec	Thru Apr	% Change	Trending	Total
Administrative Law	2015	-	-	-	-	-	-	-	-	1	-	1	-	0			2
Contested Divorce	2015	1	1	1	2	1	-	1	-	2	1	1	3	5	0.0%	↔	14
	2016	-	4	2	1	-	-	-	-	-	-	-	-	7	40.0%	▲	7
Domestic and Family - Level 1	2015	1	2	-	3	2	2	2	-	-	1	1	4	6			18
	2016	1	-	-	3	-	-	-	-	-	-	-	-	4	-33.3%	▼	4
Domestic and Family - Level 2	2015	-	1	-	-	-	-	-	1	-	-	-	-	1			2
	2016	-	-	-	3	-	-	-	-	-	-	-	-	3	200.0%	▲	3
General Civil - Level 1	2015	-	1	-	-	-	-	-	-	-	-	-	1	1			2
General Civil - Level 2	2015	2	1	-	5	2	1	3	4	3	3	1	-	8			25
	2016	1	1	3	5	-	-	-	-	-	-	-	-	10	25.0%	▲	10
General Civil - Level 3	2015	2	2	4	1	-	3	-	15	1	8	3	2	9			41
	2016	-	3	5	2	-	-	-	-	-	-	-	-	10	11.1%	▲	10
Miscellaneous	2015	23	14	43	15	16	30	24	28	24	23	27	33	95			300
	2016	50	44	33	26	-	-	-	-	-	-	-	-	153	61.1%	▲	153
Misdemeanor	2015	2	4	3	1	2	4	12	14	17	4	11	2	10			76
	2016	2	4	7	5	-	-	-	-	-	-	-	-	18	80.0%	▲	18
Non-Capital Felonies and Related Matters	2015	7	15	9	11	29	8	18	27	32	10	35	11	42			212
	2016	17	8	28	7	-	-	-	-	-	-	-	-	60	42.9%	▲	60
Other	2015	-	1	1	1	3	-	6	1	2	-	-	-	3			15
	2016	-	-	2	1	-	-	-	-	-	-	-	-	3	0.0%	↔	3
Other Criminally Related Matters	2015	-	5	1	1	2	3	5	6	2	1	3	2	7			31
	2016	1	3	1	2	-	-	-	-	-	-	-	-	7	0.0%	↔	7
Probates/Wills and Trusts - Level 2	2015	-	-	-	-	-	-	-	1	1	-	-	-	0			2
	2016	-	3	-	-	-	-	-	-	-	-	-	-	3	0.0%	↔	3
Protective Orders	2016	-	-	1	-	-	-	-	-	-	-	-	-	1			1
Uncontested Divorce	2015	3	3	6	3	3	5	2	1	4	4	1	-	15			35
	2016	2	1	-	3	-	-	-	-	-	-	-	-	6	-60.0%	▼	6

Court: Powhatan Circuit

Start/End Date: Jan-15 / Apr-16

2015 Average Month: 109

Jan-Apr 2015: 393

Filings Trending: ▲

Circuit/Court ID: 11

211145


Type of Case: Filings

2016 Average Month:153

Jan-Apr 2016 : 612

Overall AVG. Month: 120

Monthly Summary

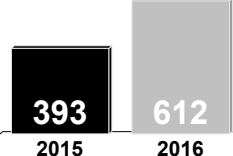


Jan 15-Apr 16

Totals

	2015	2016
Civil	285	116
Criminal	316	104
Other	708	392
Total	1,309	612

Jan --- Apr Filings



393 2015 612 2016

Jan --- Apr Filings

	2015	2016	% Change	Trending
Civil	97	116	19.6%	▲
Criminal	88	104	18.2%	▲
Other	208	392	88.5%	▲
Total	393	612	55.7%	▲

	Jan	Feb	Mar	Apr	May	Jun	Jul	Aug	Sep	Oct	Nov	Dec	Thru Apr	% Change	Trending	Total
2015	92	103	115	83	87	112	93	85	114	106	140	179	393			1,309
2016	149	158	150	155	-	-	-	-	-	-	-	-	612	55.7%	▲	612

		Jan	Feb	Mar	Apr	May	Jun	Jul	Aug	Sep	Oct	Nov	Dec	Thru Apr	% Change	Trending	Total
Administrative Law	2016	2	-	-	-	-	-	-	-	-	-	-	-	2			2
Contested Divorce	2015	1	5	6	4	5	2	1	3	2	2	3	2	16			36
	2016	2	4	5	-	-	-	-	-	-	-	-	-	11	-31.3%	▼	11
Domestic and Family - Level 1	2015	-	-	-	-	-	-	2	1	2	3	4	4	0			16
	2016	1	2	14	3	-	-	-	-	-	-	-	-	20	0.0%	↔	20
Domestic and Family - Level 2	2015	1	-	-	1	-	-	4	1	3	1	2	-	2			13
	2016	-	-	1	-	-	-	-	-	-	-	-	-	1	-50.0%	▼	1
General Civil - Level 1	2015	-	-	1	-	-	-	-	-	-	-	-	-	1			1
General Civil - Level 2	2015	6	6	7	2	3	2	8	5	5	2	6	4	21			56
	2016	3	2	2	3	-	-	-	-	-	-	-	-	10	-52.4%	▼	10
General Civil - Level 3	2015	2	3	1	2	2	1	1	1	1	2	-	1	8			17
	2016	6	1	-	2	-	-	-	-	-	-	-	-	9	12.5%	▲	9
Miscellaneous	2015	64	58	68	45	53	58	54	57	59	65	74	135	235			790
	2016	107	119	105	96	-	-	-	-	-	-	-	-	427	81.7%	▲	427
Misdemeanor	2015	2	11	5	1	8	5	3	2	5	5	9	6	19			62
	2016	2	2	7	6	-	-	-	-	-	-	-	-	17	-10.5%	▼	17
Non-Capital Felonies and Related Matters	2015	13	14	15	18	13	32	13	8	21	17	33	23	60			220
	2016	22	19	3	34	-	-	-	-	-	-	-	-	78	30.0%	▲	78
Other	2016	-	2	-	-	-	-	-	-	-	-	-	-	2			2
Other Criminally Related Matters	2015	1	2	3	3	-	6	-	2	10	1	5	1	9			34
	2016	-	3	3	5	-	-	-	-	-	-	-	-	11	22.2%	▲	11
Probates/Wills and Trusts - Level 2	2015	-	-	-	-	-	-	2	3	-	-	-	-	0			5
	2016	1	-	1	1	-	-	-	-	-	-	-	-	3	0.0%	↔	3
Protective Orders	2016	-	-	1	-	-	-	-	-	-	-	-	-	1			1
Uncontested Divorce	2015	2	4	9	7	3	6	5	2	6	8	4	3	22			59
	2016	3	4	8	5	-	-	-	-	-	-	-	-	20	-9.1%	▼	20

Court: Petersburg Circuit

Start/End Date: Jan-15 / Apr-16

2015 Average Month: 177

Jan-Apr 2015: 688

Filings Trending: ▲

Circuit/Court ID: 11

211730


Type of Case: Filings

2016 Average Month:205

Jan-Apr 2016 : 818

Overall AVG. Month: 184

Monthly Summary



Jan 15-Apr 16

Totals

	2015	2016
Civil	636	264
Criminal	1,271	450
Other	220	104
Total	2,127	818

Jan --- Apr Filings

688

2015

818

2016

Jan --- Apr Filings

	2015	2016	% Change	Trending
Civil	187	264	41.2%	▲
Criminal	437	450	3.0%	▲
Other	64	104	62.5%	▲
Total	688	818	18.9%	▲

	Jan	Feb	Mar	Apr	May	Jun	Jul	Aug	Sep	Oct	Nov	Dec	Thru Apr	% Change	Trending	Total
2015	121	142	231	194	180	191	165	173	162	215	161	192	688			2,127
2016	161	244	211	202	-	-	-	-	-	-	-	-	818	18.9%	▲	818

		Jan	Feb	Mar	Apr	May	Jun	Jul	Aug	Sep	Oct	Nov	Dec	Thru Apr	% Change	Trending	Total
Administrative Law	2015	1	1	-	4	1	2	-	-	1	1	-	2	6			13
	2016	-	-	1	-	-	-	-	-	-	-	-	-	1	-83.3%	▼	1
Contested Divorce	2015	1	4	3	4	4	9	6	2	2	3	2	1	12			41
	2016	1	4	6	3	-	-	-	-	-	-	-	-	14	16.7%	▲	14
Domestic and Family - Level 1	2015	1	2	4	3	8	13	6	6	6	5	3	4	10			61
	2016	8	1	-	8	-	-	-	-	-	-	-	-	17	70.0%	▲	17
Domestic and Family - Level 2	2015	-	-	1	2	1	1	-	-	1	-	1	1	3			8
	2016	13	2	3	3	-	-	-	-	-	-	-	-	21	600.0%	▲	21
General Civil - Level 1	2015	-	-	-	1	1	2	-	-	-	-	-	2	1			6
	2016	-	-	-	1	-	-	-	-	-	-	-	-	1	0.0%	↔	1
General Civil - Level 2	2015	8	5	11	14	7	8	14	12	13	12	8	13	38			125
	2016	12	14	20	15	-	-	-	-	-	-	-	-	61	60.5%	▲	61
General Civil - Level 3	2015	4	6	11	10	9	12	5	12	4	6	7	8	31			94
	2016	16	9	8	4	-	-	-	-	-	-	-	-	37	19.4%	▲	37
Miscellaneous	2015	33	29	29	24	20	38	35	34	44	37	30	42	115			395
	2016	27	60	50	42	-	-	-	-	-	-	-	-	179	55.7%	▲	179
Misdemeanor	2015	11	25	20	33	24	34	16	35	18	44	14	30	89			304
	2016	19	25	17	30	-	-	-	-	-	-	-	-	91	2.2%	▲	91
Non-Capital Felonies and Related Matters	2015	36	59	114	77	81	55	67	50	42	78	85	74	286			818
	2016	52	95	69	62	-	-	-	-	-	-	-	-	278	-2.8%	▼	278
Other	2015	-	-	-	-	-	-	-	1	2	-	-	-	0			3
	2016	1	-	-	1	-	-	-	-	-	-	-	-	2	0.0%	↔	2
Other Criminally Related Matters	2015	20	7	23	17	13	11	7	14	20	18	5	8	67			163
	2016	7	25	21	30	-	-	-	-	-	-	-	-	83	23.9%	▲	83
Probates/Wills and Trusts - Level 1	2015	-	-	1	-	-	-	-	-	-	-	-	-	1			1
	2016	-	1	-	-	-	-	-	-	-	-	-	-	1	0.0%	↔	1
Probates/Wills and Trusts - Level 2	2015	1	1	1	2	1	-	1	2	-	2	2	1	5			14
	2016	1	-	1	-	-	-	-	-	-	-	-	-	2	-60.0%	▼	2
Uncontested Divorce	2015	5	3	13	3	10	6	8	5	9	9	4	6	24			81
	2016	4	8	15	3	-	-	-	-	-	-	-	-	30	25.0%	▲	30

Court: Chesterfield Circuit

Start/End Date: Jan-15 / Apr-16

2015 Average Month: 1,208

Jan-Apr 2015: 5,073

Filings Trending: ▲

Circuit/Court ID: 12

212041

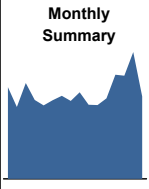
Type of Case: Filings

2016 Average Month:1,564

Jan-Apr 2016 : 6,254

Overall AVG. Month: 1,297

Monthly Summary

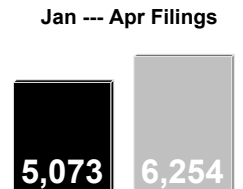


Jan 15-Apr 16

Totals

	2015	2016
Civil	3,811	1,385
Criminal	6,194	2,214
Other	4,493	2,655
Total	14,498	6,254

Jan --- Apr Filings



5,073 2015 6,254 2016

Jan --- Apr Filings

	2015	2016	% Change	Trending
Civil	1,239	1,385	11.8%	▲
Criminal	2,031	2,214	9.0%	▲
Other	1,803	2,655	47.3%	▲
Total	5,073	6,254	23.3%	▲

	Jan	Feb	Mar	Apr	May	Jun	Jul	Aug	Sep	Oct	Nov	Dec	Thru Apr	% Change	Trending	Total
2015	1,377	1,077	1,436	1,183	1,101	1,178	1,248	1,169	1,300	1,114	1,108	1,207	5,073			14,498
2016	1,565	1,549	1,903	1,237	-	-	-	-	-	-	-	-	6,254	23.3%	▲	6,254

		Jan	Feb	Mar	Apr	May	Jun	Jul	Aug	Sep	Oct	Nov	Dec	Thru Apr	% Change	Trending	Total
Administrative Law	2015	2	4	-	1	2	1	1	-	-	3	-	3	7			17
	2016	3	3	1	-	-	-	-	-	-	-	-	-	7	0.0%	↔	7
Capital Murder	2015	-	-	-	-	-	1	-	-	-	-	2	-	0			3
	2016	31	18	27	35	19	38	27	25	32	29	21	27	111	0.0%	↔	329
Contested Divorce	2015	21	30	32	33	-	-	-	-	-	-	-	-	116	4.5%	▲	116
	2016	21	14	32	27	44	32	37	19	35	40	14	32	94			347
Domestic and Family - Level 1	2015	31	21	31	29	-	-	-	-	-	-	-	-	112	19.1%	▲	112
	2016	6	6	11	6	8	6	7	8	7	5	7	4	29			81
Domestic and Family - Level 2	2015	7	3	6	13	-	-	-	-	-	-	-	-	29	0.0%	↔	29
	2016	1	4	2	1	1	1	1	1	1	2	2	4	8			21
General Civil - Level 1	2015	-	3	2	4	-	-	-	-	-	-	-	-	9	12.5%	▲	9
	2016	35	50	44	56	56	62	62	41	53	42	51	59	185			611
General Civil - Level 2	2015	39	61	70	39	-	-	-	-	-	-	-	-	209	13.0%	▲	209
	2016	11	20	24	20	47	40	30	18	19	15	14	17	75			275
General Civil - Level 3	2015	17	21	16	27	-	-	-	-	-	-	-	-	81	8.0%	▲	81
	2016	576	408	660	459	339	316	473	473	449	326	382	453	2,103			5,314
Miscellaneous	2015	787	822	908	464	-	-	-	-	-	-	-	-	2,981	41.7%	▲	2,981
	2016	180	122	165	123	113	177	158	124	166	122	153	128	590			1,731
Misdemeanor	2015	138	103	228	119	-	-	-	-	-	-	-	-	588	-0.3%	▼	588
	2016	383	301	304	312	347	367	318	316	388	379	339	330	1,300			4,084
Non-Capital Felonies and Related Matters	2015	377	337	433	359	-	-	-	-	-	-	-	-	1,506	15.8%	▲	1,506
	2016	17	28	25	40	23	33	30	40	27	47	31	51	110			392
Other	2015	50	27	25	32	-	-	-	-	-	-	-	-	134	21.8%	▲	134
	2016	45	30	40	29	21	33	24	32	43	27	41	25	144			390
Other Criminally Related Matters	2015	28	39	32	32	-	-	-	-	-	-	-	-	131	-9.0%	▼	131
	2016	1	-	1	2	-	1	1	-	1	-	3	-	4			10
Probates/Wills and Trusts - Level 1	2015	1	1	-	-	-	-	-	-	-	-	-	-	2	-50.0%	▼	2
	2016	6	10	9	5	12	6	8	3	9	13	6	6	30			93
Probates/Wills and Trusts - Level 2	2015	4	1	13	4	-	-	-	-	-	-	-	-	22	-26.7%	▼	22
	2016	-	1	1	1	1	-	1	5	1	-	2	-	3			13
Protective Orders	2015	-	-	3	2	-	-	-	-	-	-	-	-	5	66.7%	▲	5
	2016	62	61	91	66	68	64	70	64	69	64	40	68	280			787
Uncontested Divorce	2015	62	77	103	80	-	-	-	-	-	-	-	-	322	15.0%	▲	322
	2016																

Court: Colonial Heights Circuit

Start/End Date: Jan-15 / Apr-16

2015 Average Month: 154

Jan-Apr 2015: 638

Filings Trending: ▲

Circuit/Court ID: 12

212570


Type of Case: Filings

2016 Average Month: 173

Jan-Apr 2016 : 692

Overall AVG. Month: 159

Monthly Summary



Jan 15-Apr 16

Totals

	2015	2016
Civil	294	91
Criminal	1,209	421
Other	344	180
Total	1,847	692

Jan --- Apr Filings

638

2015

692

2016

Jan --- Apr Filings

	2015	2016	% Change	Trending
Civil	92	91	-1.1%	▼
Criminal	414	421	1.7%	▲
Other	132	180	36.4%	▲
Total	638	692	8.5%	▲

	Jan	Feb	Mar	Apr	May	Jun	Jul	Aug	Sep	Oct	Nov	Dec	Thru Apr	% Change	Trending	Total
2015	144	182	129	183	138	121	149	189	120	176	180	136	638			1,847
2016	129	209	176	178	-	-	-	-	-	-	-	-	692	8.5%	▲	692

		Jan	Feb	Mar	Apr	May	Jun	Jul	Aug	Sep	Oct	Nov	Dec	Thru Apr	% Change	Trending	Total
Administrative Law	2015	-	1	-	-	-	-	1	-	-	-	-	-	1			2
	2016	-	-	2	-	-	-	-	-	-	-	-	-	2	100.0%	▲	2
Contested Divorce	2015	3	1	2	1	3	2	5	1	4	4	4	6	7			36
	2016	1	5	3	2	-	-	-	-	-	-	-	-	11	57.1%	▲	11
Domestic and Family - Level 1	2015	2	-	2	2	-	-	3	3	2	5	5	6	6			30
	2016	1	4	1	1	-	-	-	-	-	-	-	-	7	16.7%	▲	7
Domestic and Family - Level 2	2015	-	-	-	-	1	-	1	-	-	-	1	-	0			3
	2016	-	-	-	1	-	-	-	-	-	-	-	-	1	0.0%	↔	1
General Civil - Level 1	2015	-	-	-	-	-	-	2	-	-	-	-	-	0			2
	2016	1	-	-	-	-	-	-	-	-	-	-	-	1	0.0%	↔	1
General Civil - Level 2	2015	2	3	4	2	2	2	-	2	-	1	1	3	11			22
	2016	2	2	2	4	-	-	-	-	-	-	-	-	10	-9.1%	▼	10
General Civil - Level 3	2015	-	-	2	3	2	1	-	5	1	3	-	6	5			23
	2016	-	2	-	1	-	-	-	-	-	-	-	-	3	-40.0%	▼	3
Miscellaneous	2015	33	32	34	29	21	21	33	26	21	38	32	52	128			372
	2016	38	61	48	34	-	-	-	-	-	-	-	-	181	41.4%	▲	181
Misdemeanor	2015	37	23	26	35	49	35	35	26	19	44	42	19	121			390
	2016	22	27	42	34	-	-	-	-	-	-	-	-	125	3.3%	▲	125
Non-Capital Felonies and Related Matters	2015	45	106	41	83	51	33	55	101	55	59	84	32	275			745
	2016	42	95	54	81	-	-	-	-	-	-	-	-	272	-1.1%	▼	272
Other	2015	15	5	10	11	3	5	2	7	7	4	5	2	41			76
	2016	8	6	7	4	-	-	-	-	-	-	-	-	25	-39.0%	▼	25
Other Criminally Related Matters	2015	3	7	-	8	2	11	7	11	2	14	3	6	18			74
	2016	10	4	5	6	-	-	-	-	-	-	-	-	25	38.9%	▲	25
Probates/Wills and Trusts - Lev	2016	-	-	1	-	-	-	-	-	-	-	-	-	1			1
Probates/Wills and Trusts - Level 2	2015	1	1	-	1	1	-	-	1	-	1	-	1	3			7
	2016	-	-	-	2	-	-	-	-	-	-	-	-	2	-33.3%	▼	2
Protective Orders	2016	-	-	-	2	-	-	-	-	-	-	-	-	2			2
Uncontested Divorce	2015	3	3	8	8	3	11	5	6	9	3	3	3	22			65
	2016	4	3	11	6	-	-	-	-	-	-	-	-	24	9.1%	▲	24

Court: Richmond Circuit

Start/End Date: Jan-15 / Apr-16

2015 Average Month: 1,201

Jan-Apr 2015: 4,948

Filings Trending: ⇔

Circuit/Court ID: 13

213760


Type of Case: Filings

2016 Average Month: 1,225

Jan-Apr 2016 : 4,900

Overall AVG. Month: 1,207

Monthly Summary



Jan 15-Apr 16

Totals

	2015	2016
Civil	4,695	1,676
Criminal	6,468	2,149
Other	3,249	1,075
Total	14,412	4,900

Jan --- Apr Filings

4,948

2015

4,900

2016

Jan --- Apr Filings

	2015	2016	% Change	Trending
Civil	1,518	1,676	10.4%	▲
Criminal	2,331	2,149	-7.8%	▼
Other	1,099	1,075	-2.2%	▼
Total	4,948	4,900	-1.0%	▼

	Jan	Feb	Mar	Apr	May	Jun	Jul	Aug	Sep	Oct	Nov	Dec	Thru Apr	% Change	Trending	Total
2015	1,224	1,110	1,362	1,252	1,118	1,375	1,339	1,204	1,063	1,230	1,077	1,058	4,948			14,412
2016	1,112	1,239	1,368	1,181	-	-	-	-	-	-	-	-	4,900	-1.0%	▼	4,900

		Jan	Feb	Mar	Apr	May	Jun	Jul	Aug	Sep	Oct	Nov	Dec	Thru Apr	% Change	Trending	Total
Administrative Law	2015	2	3	3	1	1	3	5	2	-	8	3	4	9			35
	2016	2	1	1	2	-	-	-	-	-	-	-	-	6	-33.3%	▼	6
Capital Murder	2015	-	3	2	-	-	-	-	-	-	-	-	-	5			5
	2016	1	2	-	2	-	-	-	-	-	-	-	-	5	0.0%	⇔	5
Contested Divorce	2015	16	17	24	21	15	26	15	17	15	11	15	14	78			206
	2016	11	25	29	23	-	-	-	-	-	-	-	-	88	12.8%	▲	88
Domestic and Family - Level 1	2015	12	4	12	10	10	14	26	16	18	14	10	33	38			179
	2016	5	19	39	18	-	-	-	-	-	-	-	-	81	113.2%	▲	81
Domestic and Family - Level 2	2015	10	10	9	9	14	6	14	8	9	11	5	25	38			130
	2016	12	18	16	11	-	-	-	-	-	-	-	-	57	50.0%	▲	57
General Civil - Level 1	2015	1	3	7	8	3	4	7	2	6	4	7	8	19			60
	2016	1	4	2	3	-	-	-	-	-	-	-	-	10	-47.4%	▼	10
General Civil - Level 2	2015	93	80	93	90	107	115	132	101	95	111	76	94	356			1,187
	2016	91	109	146	100	-	-	-	-	-	-	-	-	446	25.3%	▲	446
General Civil - Level 3	2015	37	47	33	33	31	42	55	44	27	25	30	35	150			439
	2016	24	29	38	44	-	-	-	-	-	-	-	-	135	-10.0%	▼	135
Miscellaneous	2015	195	199	329	272	223	261	236	235	250	251	228	259	995			2,938
	2016	216	314	328	270	-	-	-	-	-	-	-	-	1,128	13.4%	▲	1,128
Misdemeanor	2015	124	90	101	104	84	106	132	101	91	117	79	85	419			1,214
	2016	109	86	60	82	-	-	-	-	-	-	-	-	337	-19.6%	▼	337
Non-Capital Felonies and Related Matters	2015	483	397	442	396	342	427	421	415	391	386	365	281	1,718			4,746
	2016	421	313	444	339	-	-	-	-	-	-	-	-	1,517	-11.7%	▼	1,517
Other	2015	163	162	223	175	207	252	210	175	120	161	185	139	723			2,172
	2016	159	154	157	115	-	-	-	-	-	-	-	-	585	-19.1%	▼	585
Other Criminally Related Matters	2015	56	35	34	76	41	56	38	41	6	86	29	34	201			532
	2016	19	103	51	122	-	-	-	-	-	-	-	-	295	46.8%	▲	295
Probates/Wills and Trusts - Level 1	2015	-	-	1	1	1	1	1	-	1	1	-	-	2			7
	2016	1	1	-	-	-	-	-	-	-	-	-	-	2	0.0%	⇔	2
Probates/Wills and Trusts - Level 2	2015	7	12	8	6	9	11	7	7	6	9	5	19	33			106
	2016	8	14	11	14	-	-	-	-	-	-	-	-	47	42.4%	▲	47
Uncontested Divorce	2015	25	48	41	50	30	51	40	40	28	35	40	28	164			456
	2016	32	47	46	36	-	-	-	-	-	-	-	-	161	-1.8%	▼	161

Court: Henrico Circuit

Start/End Date: Jan-15 / Apr-16

2015 Average Month: 1,010

Jan-Apr 2015: 3,980

Filings Trending: ▲

Circuit/Court ID: 14

214087


Type of Case: Filings

2016 Average Month: 1,108

Jan-Apr 2016 : 4,430

Overall AVG. Month: 1,035

Monthly Summary




Jan 15-Apr 16

Totals

	2015	2016
Civil	3,626	1,300
Criminal	5,301	1,703
Other	3,198	1,427
Total	12,125	4,430

Jan --- Apr Filings



2015 2016

Jan --- Apr Filings

	2015	2016	% Change	Trending
Civil	1,197	1,300	8.6%	▲
Criminal	1,761	1,703	-3.3%	▼
Other	1,022	1,427	39.6%	▲
Total	3,980	4,430	11.3%	▲

	Jan	Feb	Mar	Apr	May	Jun	Jul	Aug	Sep	Oct	Nov	Dec	Thru Apr	% Change	Trending	Total
2015	913	951	1,064	1,052	1,035	1,013	949	976	955	1,105	849	1,263	3,980			12,125
2016	1,002	1,135	1,250	1,043	-	-	-	-	-	-	-	-	4,430	11.3%	▲	4,430

		Jan	Feb	Mar	Apr	May	Jun	Jul	Aug	Sep	Oct	Nov	Dec	Thru Apr	% Change	Trending	Total
Administrative Law	2015	1	1	-	2	-	-	1	-	-	1	3	1	4			10
	2016	1	1	1	-	-	-	-	-	-	-	-	-	3	-25.0%	▼	3
Capital Murder	2015	-	-	-	-	1	-	-	-	-	-	-	-	0			1
	2016	-	-	-	-	-	-	-	-	-	-	-	-	-			-
Contested Divorce	2015	31	25	40	22	22	35	28	28	29	23	16	16	118	0.0%	↔	315
	2016	12	26	46	31	-	-	-	-	-	-	-	-	115	-2.5%	▼	115
Domestic and Family - Level 1	2015	11	7	10	10	9	25	16	18	14	25	20	19	38			184
	2016	10	21	22	21	-	-	-	-	-	-	-	-	74	94.7%	▲	74
Domestic and Family - Level 2	2015	4	7	9	16	6	7	9	8	9	8	8	10	36			101
	2016	10	8	17	14	-	-	-	-	-	-	-	-	49	36.1%	▲	49
General Civil - Level 1	2015	5	2	-	1	2	1	-	3	3	4	-	2	8			23
	2016	5	7	3	2	-	-	-	-	-	-	-	-	17	112.5%	▲	17
General Civil - Level 2	2015	35	52	44	55	61	54	53	38	68	44	44	55	186			603
	2016	49	65	59	61	-	-	-	-	-	-	-	-	234	25.8%	▲	234
General Civil - Level 3	2015	11	20	25	26	20	27	21	44	18	25	19	21	82			277
	2016	14	35	27	23	-	-	-	-	-	-	-	-	99	20.7%	▲	99
Miscellaneous	2015	290	340	386	318	325	305	280	323	305	362	312	564	1,334			4,110
	2016	460	478	452	374	-	-	-	-	-	-	-	-	1,764	32.2%	▲	1,764
Misdemeanor	2015	79	104	124	96	118	160	102	110	117	137	79	128	403			1,354
	2016	90	68	109	102	-	-	-	-	-	-	-	-	369	-8.4%	▼	369
Non-Capital Felonies and Related Matters	2015	307	256	291	374	341	247	292	283	260	346	228	298	1,228			3,523
	2016	251	286	357	297	-	-	-	-	-	-	-	-	1,191	-3.0%	▼	1,191
Other	2015	31	27	29	25	20	32	30	35	24	38	29	36	112			356
	2016	25	25	31	29	-	-	-	-	-	-	-	-	110	-1.8%	▼	110
Other Criminally Related Matters	2015	41	31	33	33	45	48	36	32	37	31	37	36	138			440
	2016	34	39	39	33	-	-	-	-	-	-	-	-	145	5.1%	▲	145
Probates/Wills and Trusts - Level 1	2015	-	-	-	-	-	1	1	1	1	1	-	-	0			5
	2016	-	-	2	1	-	-	-	-	-	-	-	-	3	0.0%	↔	3
Probates/Wills and Trusts - Level 2	2015	10	12	-	5	5	12	9	8	7	5	6	7	27			86
	2016	3	8	9	9	-	-	-	-	-	-	-	-	29	7.4%	▲	29
Protective Orders	2015	-	-	-	-	-	-	-	-	-	2	-	1	0			3
	2016	1	-	2	-	-	-	-	-	-	-	-	-	3	0.0%	↔	3
Uncontested Divorce	2015	57	67	73	69	60	59	71	45	63	53	48	69	266			734
	2016	37	68	74	46	-	-	-	-	-	-	-	-	225	-15.4%	▼	225

Court: Caroline Circuit

Start/End Date: Jan-15 / Apr-16

2015 Average Month: 175

Jan-Apr 2015: 778

Filings Trending: ▼

Circuit/Court ID: 15

215033


Type of Case: Filings

2016 Average Month:177

Jan-Apr 2016 : 709

Overall AVG. Month: 175

Monthly Summary



Jan 15-Apr 16

Totals

	2015	2016
Civil	382	125
Criminal	1,026	299
Other	690	285
Total	2,098	709

Jan --- Apr Filings

778

709

2015

2016

Jan --- Apr Filings

	2015	2016	% Change	Trending
Civil	120	125	4.2%	▲
Criminal	443	299	-32.5%	▼
Other	215	285	32.6%	▲
Total	778	709	-8.9%	▼

	Jan	Feb	Mar	Apr	May	Jun	Jul	Aug	Sep	Oct	Nov	Dec	Thru Apr	% Change	Trending	Total
2015	211	144	259	164	205	183	139	182	156	132	133	190	778			2,098
2016	144	195	202	168	-	-	-	-	-	-	-	-	709	-8.9%	▼	709

		Jan	Feb	Mar	Apr	May	Jun	Jul	Aug	Sep	Oct	Nov	Dec	Thru Apr	% Change	Trending	Total
Administrative Law	2015	-	-	1	2	-	-	-	-	-	-	-	-	3			3
	2016	1	-	-	-	-	-	-	-	-	-	-	-	1	-66.7%	▼	1
Capital Murder	2015	1	-	-	-	-	-	-	-	-	-	-	-	1			1
	2016	-	-	-	-	-	-	-	-	-	-	-	-	-			-
Contested Divorce	2015	1	2	3	-	1	2	2	1	1	3	-	1	6			17
	2016	-	-	-	2	-	-	-	-	-	-	-	-	2	-66.7%	▼	2
Domestic and Family - Level 1	2015	1	1	6	1	4	3	13	15	4	2	7	12	9			69
	2016	6	-	3	6	-	-	-	-	-	-	-	-	15	66.7%	▲	15
Domestic and Family - Level 2	2015	-	1	-	1	3	2	1	1	2	-	-	1	2			12
	2016	1	1	1	-	-	-	-	-	-	-	-	-	3	50.0%	▲	3
General Civil - Level 1	2015	-	-	-	-	-	2	-	-	1	-	-	1	0			4
	2016	1	-	-	-	-	-	-	-	-	-	-	-	1	0.0%	↔	1
General Civil - Level 2	2015	10	6	3	4	6	4	6	3	8	4	1	3	23			58
	2016	4	2	1	6	-	-	-	-	-	-	-	-	13	-43.5%	▼	13
General Civil - Level 3	2015	2	-	6	3	2	3	1	4	4	5	-	2	11			32
	2016	3	5	6	3	-	-	-	-	-	-	-	-	17	54.5%	▲	17
Miscellaneous	2015	44	49	73	54	55	52	53	57	48	48	44	83	220			660
	2016	73	69	78	70	-	-	-	-	-	-	-	-	290	31.8%	▲	290
Misdemeanor	2015	26	18	20	13	19	21	16	24	13	13	30	18	77			231
	2016	8	33	28	17	-	-	-	-	-	-	-	-	86	11.7%	▲	86
Non-Capital Felonies and Related Matters	2015	115	40	119	70	90	74	34	50	54	36	32	20	344			734
	2016	39	54	55	44	-	-	-	-	-	-	-	-	192	-44.2%	▼	192
Other	2015	5	13	18	6	16	6	9	13	13	11	7	39	42			156
	2016	2	12	14	9	-	-	-	-	-	-	-	-	37	-11.9%	▼	37
Other Criminally Related Matters	2015	2	8	5	7	4	10	-	3	6	6	3	7	22			61
	2016	3	9	5	4	-	-	-	-	-	-	-	-	21	-4.5%	▼	21
Probates/Wills and Trusts - Level 2	2015	2	1	3	-	-	-	-	9	1	-	5	-	6			21
	2016	2	1	5	2	-	-	-	-	-	-	-	-	10	66.7%	▲	10
Uncontested Divorce	2015	2	5	2	3	5	4	4	2	1	4	4	3	12			39
	2016	1	9	6	5	-	-	-	-	-	-	-	-	21	75.0%	▲	21

Court: Essex Circuit

Start/End Date: Jan-15 / Apr-16

2015 Average Month: 50

Jan-Apr 2015: 214

Filings Trending: ▼

Circuit/Court ID: 15

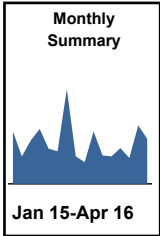
215057

Type of Case: Filings

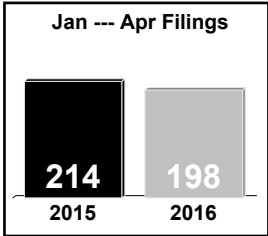
2016 Average Month:50

Jan-Apr 2016 : 198

Overall AVG. Month: 50



Totals		
	2015	2016
Civil	137	32
Criminal	282	105
Other	179	61
Total	598	198



Jan --- Apr Filings				
	2015	2016	% Change	Trending
Civil	48	32	-33.3%	▼
Criminal	93	105	12.9%	▲
Other	73	61	-16.4%	▼
Total	214	198	-7.5%	▼

	Jan	Feb	Mar	Apr	May	Jun	Jul	Aug	Sep	Oct	Nov	Dec	Thru Apr	% Change	Trending	Total
2015	63	33	52	66	42	39	114	33	26	63	34	33	214			598
2016	43	31	70	54	-	-	-	-	-	-	-	-	198	-7.5%	▼	198

		Jan	Feb	Mar	Apr	May	Jun	Jul	Aug	Sep	Oct	Nov	Dec	Thru Apr	% Change	Trending	Total
Contested Divorce	2015	1	1	-	2	-	1	-	-	1	-	1	-	4			7
Domestic and Family - Level 1	2015	-	-	6	2	1	-	4	-	3	-	-	-	8			16
	2016	-	-	1	-	-	-	-	-	-	-	-	-	1	-87.5%	▼	1
Domestic and Family - Level 2	2015	-	-	-	-	-	1	-	-	-	-	-	-	0			1
General Civil - Level 1	2015	-	-	-	-	-	1	-	-	-	-	-	-	0	0.0%	↔	1
General Civil - Level 2	2015	1	2	2	1	2	3	3	4	1	3	2	-	6	0.0%	↔	24
	2016	2	1	2	2	-	-	-	-	-	-	-	-	7	16.7%	▲	7
General Civil - Level 3	2015	1	-	2	-	-	1	3	5	2	-	-	-	3			14
	2016	-	-	2	-	-	-	-	-	-	-	-	-	2	-33.3%	▼	2
Miscellaneous	2015	21	20	33	18	18	16	16	12	14	17	19	21	92			225
	2016	17	15	26	17	-	-	-	-	-	-	-	-	75	-18.5%	▼	75
Misdemeanor	2015	7	3	4	3	-	5	8	4	1	3	1	5	17			44
	2016	2	1	2	4	-	-	-	-	-	-	-	-	9	-47.1%	▼	9
Non-Capital Felonies and Related Matters	2015	30	5	4	31	14	5	73	6	3	28	8	4	70			211
	2016	18	8	32	24	-	-	-	-	-	-	-	-	82	17.1%	▲	82
Other Criminally Related Matters	2015	1	-	-	5	1	3	3	2	-	9	2	2	6			28
	2016	2	3	4	5	-	-	-	-	-	-	-	-	14	133.3%	▲	14
Probates/Wills and Trusts - Lev	2016	1	-	-	-	-	-	-	-	-	-	-	-	1			1
Probates/Wills and Trusts - Level 2	2015	-	-	-	-	1	-	-	-	-	-	1	-	0			2
	2016	-	-	-	1	-	-	-	-	-	-	-	-	1	0.0%	↔	1
Uncontested Divorce	2015	1	2	1	4	5	3	4	-	1	3	-	1	8			25
	2016	1	3	1	1	-	-	-	-	-	-	-	-	6	-25.0%	▼	6

Court: Hanover Circuit

Start/End Date: Jan-15 / Apr-16

2015 Average Month: 493

Jan-Apr 2015: 2,027

Filings Trending: ▲

Circuit/Court ID: 15

215085


Type of Case: Filings

2016 Average Month:569

Jan-Apr 2016 : 2,276

Overall AVG. Month: 512

Monthly Summary



Jan 15-Apr 16

Totals

	2015	2016
Civil	1,581	618
Criminal	2,398	783
Other	1,938	875
Total	5,917	2,276

Jan --- Apr Filings

2,027

2015

2,276

2016

Jan --- Apr Filings

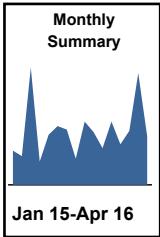
	2015	2016	% Change	Trending
Civil	587	618	5.3%	▲
Criminal	827	783	-5.3%	▼
Other	613	875	42.7%	▲
Total	2,027	2,276	12.3%	▲

	Jan	Feb	Mar	Apr	May	Jun	Jul	Aug	Sep	Oct	Nov	Dec	Thru Apr	% Change	Trending	Total
2015	495	505	543	484	427	406	532	460	442	456	460	707	2,027			5,917
2016	536	646	627	467	-	-	-	-	-	-	-	-	2,276	12.3%	▲	2,276

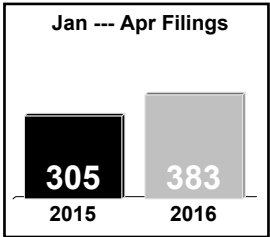
		Jan	Feb	Mar	Apr	May	Jun	Jul	Aug	Sep	Oct	Nov	Dec	Thru Apr	% Change	Trending	Total
Administrative Law	2015	-	1	1	1	1	1	-	1	-	3	-	-	3			9
Capital Murder	2016	-	-	2	-	-	-	-	-	-	-	-	-	2			2
Contested Divorce	2015	22	21	26	18	19	17	15	16	19	14	13	23	87			223
	2016	22	18	24	19	-	-	-	-	-	-	-	-	83	-4.6%	▼	83
Domestic and Family - Level 1	2015	8	8	8	4	9	3	8	11	8	6	9	7	28			89
	2016	11	8	11	9	-	-	-	-	-	-	-	-	39	39.3%	▲	39
Domestic and Family - Level 2	2015	2	2	5	3	2	3	5	5	3	4	1	6	12			41
	2016	2	4	5	2	-	-	-	-	-	-	-	-	13	8.3%	▲	13
General Civil - Level 1	2015	-	-	-	1	1	-	-	-	2	2	-	-	1			6
	2016	1	1	-	1	-	-	-	-	-	-	-	-	3	200.0%	▲	3
General Civil - Level 2	2015	13	18	15	16	16	17	12	14	11	11	16	10	62			169
	2016	10	14	8	7	-	-	-	-	-	-	-	-	39	-37.1%	▼	39
General Civil - Level 3	2015	5	12	9	10	6	11	14	6	8	14	9	3	36			107
	2016	6	8	8	7	-	-	-	-	-	-	-	-	29	-19.4%	▼	29
Miscellaneous	2015	198	180	203	144	135	124	163	184	155	155	209	385	725			2,235
	2016	288	294	265	181	-	-	-	-	-	-	-	-	1,028	41.8%	▲	1,028
Misdemeanor	2015	63	88	79	64	66	58	101	60	83	64	58	73	294			857
	2016	61	87	96	53	-	-	-	-	-	-	-	-	297	1.0%	▲	297
Non-Capital Felonies and Related Matters	2015	107	105	141	144	118	94	144	95	93	130	84	146	497			1,401
	2016	101	113	103	113	-	-	-	-	-	-	-	-	430	-13.5%	▼	430
Other	2015	7	6	5	5	8	10	10	6	7	9	6	1	23			80
	2016	3	2	7	4	-	-	-	-	-	-	-	-	16	-30.4%	▼	16
Other Criminally Related Matters	2015	13	6	7	13	5	19	18	12	16	11	11	15	39			146
	2016	9	12	26	9	-	-	-	-	-	-	-	-	56	43.6%	▲	56
Probates/Wills and Trusts - Level 1	2015	-	-	-	-	-	-	-	-	-	-	1	-	0			1
	2016	-	-	-	1	-	-	-	-	-	-	-	-	1	0.0%	↔	1
Probates/Wills and Trusts - Level 2	2015	1	-	1	6	2	5	1	3	-	2	1	1	8			23
	2016	4	3	6	3	-	-	-	-	-	-	-	-	16	100.0%	▲	16
Uncontested Divorce	2015	56	58	43	55	39	44	41	47	37	31	42	37	212			530
	2016	18	82	66	58	-	-	-	-	-	-	-	-	224	5.7%	▲	224

Court: King George Circuit
Start/End Date: Jan-15 / Apr-16
2015 Average Month: 76
Jan-Apr 2015: 305
Filings Trending: ▲

Circuit/Court ID: 15
215099
Type of Case: Filings
2016 Average Month:96
Jan-Apr 2016 : 383
Overall AVG. Month: 81



Totals		
	2015	2016
Civil	217	114
Criminal	697	269
Total	914	383



Jan --- Apr Filings				
	2015	2016	% Change	Trending
Civil	72	114	58.3%	▲
Criminal	233	269	15.5%	▲
Total	305	383	25.6%	▲

	Jan	Feb	Mar	Apr	May	Jun	Jul	Aug	Sep	Oct	Nov	Dec	Thru Apr	% Change	Trending	Total
2015	51	43	176	35	75	88	83	39	95	79	55	95	305			914
2016	61	81	168	73	-	-	-	-	-	-	-	-	383	25.6%	▲	383

		Jan	Feb	Mar	Apr	May	Jun	Jul	Aug	Sep	Oct	Nov	Dec	Thru Apr	% Change	Trending	Total
Administrative Law	2016	-	1	-	-	-	-	-	-	-	-	-	-	1			1
Contested Divorce	2015	1	1	1	2	1	2	1	-	1	2	-	-	5			12
	2016	1	4	1	2	-	-	-	-	-	-	-	-	8	60.0%	▲	8
Domestic and Family - Level 1	2015	3	3	2	1	-	-	1	5	5	1	6	-	9			27
	2016	5	1	2	6	-	-	-	-	-	-	-	-	14	55.6%	▲	14
Domestic and Family - Level 2	2015	-	1	-	1	-	1	-	-	-	-	5	-	2			8
	2016	-	1	-	1	-	-	-	-	-	-	-	-	2	0.0%	↔	2
General Civil - Level 1	2015	-	1	-	-	-	-	-	-	-	1	-	-	1			2
General Civil - Level 2	2015	2	2	2	4	4	1	2	1	-	6	3	2	10			29
	2016	5	4	4	1	-	-	-	-	-	-	-	-	14	40.0%	▲	14
General Civil - Level 3	2015	-	2	4	2	1	8	4	2	2	3	2	1	8			31
	2016	1	1	1	2	-	-	-	-	-	-	-	-	5	-37.5%	▼	5
Miscellaneous	2015	3	6	6	6	2	3	5	6	4	7	9	3	21			60
	2016	4	5	23	10	-	-	-	-	-	-	-	-	42	100.0%	▲	42
Misdemeanor	2015	18	5	47	1	12	21	20	10	19	18	8	24	71			203
	2016	17	20	28	11	-	-	-	-	-	-	-	-	76	7.0%	▲	76
Non-Capital Felonies and Related Matters	2015	16	18	110	13	51	50	38	13	55	34	11	61	157			470
	2016	21	36	100	32	-	-	-	-	-	-	-	-	189	20.4%	▲	189
Other	2015	-	-	-	-	1	-	1	-	1	1	-	-	0			4
Other Criminally Related Matters	2015	1	2	1	1	-	-	7	-	1	3	6	2	5	0.0%	↔	24
	2016	1	-	2	1	-	-	-	-	-	-	-	-	4	-20.0%	▼	4
Probates/Wills and Trusts - Level 1	2015	-	-	-	-	-	1	-	-	-	-	-	-	0			1
	2016	-	1	-	-	-	-	-	-	-	-	-	-	1	0.0%	↔	1
Probates/Wills and Trusts - Level 2	2015	-	-	-	-	1	-	-	-	-	-	-	-	0			1
	2016	1	1	1	1	-	-	-	-	-	-	-	-	4	0.0%	↔	4
Protective Orders	2015	1	-	-	-	-	-	-	-	-	-	-	-	1			1
Uncontested Divorce	2015	6	2	3	4	2	1	4	2	7	3	5	2	15			41
	2016	5	6	6	6	-	-	-	-	-	-	-	-	23	53.3%	▲	23

Court: Lancaster Circuit

Start/End Date: Jan-15 / Apr-16

2015 Average Month: 63

Jan-Apr 2015: 235

Filings Trending: ▲

Circuit/Court ID: 15

215103


Type of Case: Filings

2016 Average Month:87

Jan-Apr 2016 : 349

Overall AVG. Month: 69

Monthly Summary



Jan 15-Apr 16

Totals

	2015	2016
Civil	168	66
Criminal	344	176
Other	249	107
Total	761	349

Jan --- Apr Filings

235

2015

349

2016

Jan --- Apr Filings

	2015	2016	% Change	Trending
Civil	39	66	69.2%	▲
Criminal	113	176	55.8%	▲
Other	83	107	28.9%	▲
Total	235	349	48.5%	▲

	Jan	Feb	Mar	Apr	May	Jun	Jul	Aug	Sep	Oct	Nov	Dec	Thru Apr	% Change	Trending	Total
2015	48	30	58	99	123	48	48	49	60	85	39	74	235			761
2016	61	86	52	150	-	-	-	-	-	-	-	-	349	48.5%	▲	349

		Jan	Feb	Mar	Apr	May	Jun	Jul	Aug	Sep	Oct	Nov	Dec	Thru Apr	% Change	Trending	Total
Administrative Law	2015	-	-	-	-	-	-	-	1	-	-	-	-	0			1
Contested Divorce	2015	2	-	-	-	-	2	-	-	1	-	1	-	2	0.0%	↔	6
	2016	-	3	1	1	-	-	-	-	-	-	-	-	5	150.0%	▲	5
Domestic and Family - Level 1	2015	-	-	-	-	1	-	15	2	3	1	-	-	0			22
Domestic and Family - Level 2	2015	-	-	-	-	-	-	-	-	1	-	-	1	0	0.0%	↔	2
General Civil - Level 1	2016	-	-	-	1	-	-	-	-	-	-	-	-	1	0.0%	↔	1
General Civil - Level 2	2015	1	2	2	6	4	4	-	5	4	3	-	4	11			35
	2016	4	4	2	2	-	-	-	-	-	-	-	-	12	9.1%	▲	12
General Civil - Level 3	2015	6	-	2	1	-	2	-	1	-	1	3	3	9			19
	2016	1	12	7	3	-	-	-	-	-	-	-	-	23	155.6%	▲	23
Miscellaneous	2015	15	19	20	21	16	20	13	32	25	19	19	47	75			266
	2016	30	42	27	19	-	-	-	-	-	-	-	-	118	57.3%	▲	118
Misdemeanor	2015	2	3	4	2	8	2	2	1	4	6	3	3	11			40
	2016	1	11	2	49	-	-	-	-	-	-	-	-	63	472.7%	▲	63
Non-Capital Felonies and Related Matters	2015	12	4	23	60	86	14	6	1	18	49	7	13	99			293
	2016	23	11	6	72	-	-	-	-	-	-	-	-	112	13.1%	▲	112
Other	2015	7	-	4	7	3	1	8	3	1	4	5	-	18			43
	2016	1	2	4	1	-	-	-	-	-	-	-	-	8	-55.6%	▼	8
Other Criminally Related Matters	2015	-	1	2	-	4	1	1	1	-	1	-	-	3			11
	2016	-	-	1	-	-	-	-	-	-	-	-	-	1	-66.7%	▼	1
Probates/Wills and Trusts - Lev	2016	1	-	-	-	-	-	-	-	-	-	-	-	1			1
Probates/Wills and Trusts - Lev	2015	-	-	-	-	1	-	-	-	-	1	-	-	0			2
Protective Orders	2016	-	-	-	1	-	-	-	-	-	-	-	-	1	0.0%	↔	1
Uncontested Divorce	2015	3	1	1	2	-	2	3	2	3	-	1	3	7			21
	2016	-	1	2	1	-	-	-	-	-	-	-	-	4	-42.9%	▼	4

Court: Northumberland Circuit

Start/End Date: Jan-15 / Apr-16

2015 Average Month: 52

Jan-Apr 2015: 186

Filings Trending: ▲

Circuit/Court ID: 15

215133


Type of Case: Filings

2016 Average Month:69

Jan-Apr 2016 : 275

Overall AVG. Month: 56

Monthly Summary

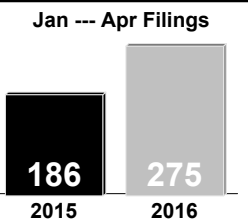


Jan 15-Apr 16

Totals

	2015	2016
Civil	103	30
Criminal	264	143
Other	260	102
Total	627	275

Jan --- Apr Filings



20152016

Jan --- Apr Filings

	2015	2016	% Change	Trending
Civil	23	30	30.4%	▲
Criminal	87	143	64.4%	▲
Other	76	102	34.2%	▲
Total	186	275	47.8%	▲

	Jan	Feb	Mar	Apr	May	Jun	Jul	Aug	Sep	Oct	Nov	Dec	Thru Apr	% Change	Trending	Total
2015	56	42	33	55	45	35	51	49	52	80	35	94	186			627
2016	70	76	58	71	-	-	-	-	-	-	-	-	275	47.8%	▲	275

		Jan	Feb	Mar	Apr	May	Jun	Jul	Aug	Sep	Oct	Nov	Dec	Thru Apr	% Change	Trending	Total
Contested Divorce	2015	-	-	2	-	1	3	1	1	-	2	2	2	2			14
	2016	-	2	1	1	-	-	-	-	-	-	-	-	4	100.0%	▲	4
Domestic and Family - Level 1	2015	1	-	-	1	-	1	-	1	-	1	-	1	2			6
	2016	-	1	-	-	-	-	-	-	-	-	-	-	1	-50.0%	▼	1
Domestic and Family - Level 2	2015	-	-	1	-	-	1	-	-	-	1	-	-	1			3
	2016	1	-	-	3	-	-	-	-	-	-	-	-	4	300.0%	▲	4
General Civil - Level 1	2015	-	1	-	-	-	-	-	-	-	-	-	-	1			1
General Civil - Level 2	2015	1	-	2	1	1	2	4	2	3	2	1	-	4			19
	2016	2	2	-	-	-	-	-	-	-	-	-	-	4	0.0%	↔	4
General Civil - Level 3	2015	-	-	-	1	1	1	1	-	1	3	1	-	1			9
Miscellaneous	2015	17	26	22	16	15	10	24	30	25	25	24	50	81			284
	2016	35	33	23	17	-	-	-	-	-	-	-	-	108	33.3%	▲	108
Misdemeanor	2015	17	3	2	4	5	1	1	-	2	10	3	4	26			52
	2016	3	1	1	10	-	-	-	-	-	-	-	-	15	-42.3%	▼	15
Non-Capital Felonies and Related Matters	2015	19	6	1	24	20	13	15	12	18	27	3	35	50			193
	2016	24	36	29	33	-	-	-	-	-	-	-	-	122	144.0%	▲	122
Other	2015	-	-	-	-	1	-	-	-	-	2	-	-	0			3
	2016	1	-	-	-	-	-	-	-	-	-	-	-	1	0.0%	↔	1
Other Criminally Related Matters	2015	1	3	-	7	-	1	-	2	-	3	-	2	11			19
	2016	2	-	1	3	-	-	-	-	-	-	-	-	6	-45.5%	▼	6
Probates/Wills and Trusts - Lev	2015	-	-	-	-	-	-	1	-	-	1	-	-	0			2
Uncontested Divorce	2015	-	3	3	1	1	2	4	1	3	3	1	-	7	0.0%	↔	22
	2016	2	1	3	4	-	-	-	-	-	-	-	-	10	42.9%	▲	10

Court: Richmond County Circuit

Start/End Date: Jan-15 / Apr-16

2015 Average Month: 44

Jan-Apr 2015: 140

Filings Trending: ▲

Circuit/Court ID: 15

215159


Type of Case: Filings

2016 Average Month:46

Jan-Apr 2016 : 185

Overall AVG. Month: 45

Monthly Summary



Jan 15-Apr 16

Totals

	2015	2016
Civil	76	20
Criminal	175	52
Other	279	113
Total	530	185

Jan --- Apr Filings

140

2015

185

2016

Jan --- Apr Filings

	2015	2016	% Change	Trending
Civil	21	20	-4.8%	▼
Criminal	46	52	13.0%	▲
Other	73	113	54.8%	▲
Total	140	185	32.1%	▲

	Jan	Feb	Mar	Apr	May	Jun	Jul	Aug	Sep	Oct	Nov	Dec	Thru Apr	% Change	Trending	Total
2015	32	20	46	42	24	66	63	24	54	59	35	65	140			530
2016	66	35	34	50	-	-	-	-	-	-	-	-	185	32.1%	▲	185

		Jan	Feb	Mar	Apr	May	Jun	Jul	Aug	Sep	Oct	Nov	Dec	Thru Apr	% Change	Trending	Total
Administrative Law	2015	-	1	-	-	-	-	-	-	1	-	-	-	1			2
	2016	-	-	1	1	-	-	-	-	-	-	-	-	2	100.0%	▲	2
Capital Murder	2015	-	-	-	-	-	-	1	-	-	-	-	-	0			1
Contested Divorce	2015	1	-	1	-	1	-	1	-	-	-	-	-	2	0.0%	↔	4
Domestic and Family - Level 1	2015	-	-	-	-	1	-	1	-	1	2	-	-	0			5
	2016	-	1	1	1	-	-	-	-	-	-	-	-	3	0.0%	↔	3
Domestic and Family - Level 2	2015	-	-	-	1	-	-	-	-	-	-	-	-	1			1
General Civil - Level 1	2015	-	-	-	-	-	-	-	-	-	-	-	1	0			1
General Civil - Level 2	2015	-	-	2	-	-	2	4	2	1	1	1	1	2	0.0%	↔	14
	2016	-	1	1	-	-	-	-	-	-	-	-	-	2	0.0%	↔	2
General Civil - Level 3	2015	1	-	-	1	1	-	1	1	-	3	-	2	2			10
	2016	-	1	-	-	-	-	-	-	-	-	-	-	1	-50.0%	▼	1
Miscellaneous	2015	9	7	11	6	8	13	11	6	6	14	13	29	33			133
	2016	14	12	18	8	-	-	-	-	-	-	-	-	52	57.6%	▲	52
Misdemeanor	2015	2	-	3	7	-	4	10	5	3	8	3	4	12			49
	2016	4	3	1	10	-	-	-	-	-	-	-	-	18	50.0%	▲	18
Non-Capital Felonies and Related Matters	2015	9	1	4	14	7	9	8	1	27	14	8	4	28			106
	2016	6	3	1	18	-	-	-	-	-	-	-	-	28	0.0%	↔	28
Other	2015	9	7	21	9	6	37	18	7	15	13	6	21	46			169
	2016	41	12	9	8	-	-	-	-	-	-	-	-	70	52.2%	▲	70
Other Criminally Related Matters	2015	-	2	2	2	-	-	5	2	-	1	3	3	6	0.0%	↔	20
	2016	-	1	2	3	-	-	-	-	-	-	-	-	6	0.0%	↔	6
Probates/Wills and Trusts - Lev	2015	-	-	-	-	-	-	-	-	-	-	1	-	0			1
Uncontested Divorce	2015	1	2	2	2	-	1	3	-	-	3	-	-	7	0.0%	↔	14
	2016	1	1	-	1	-	-	-	-	-	-	-	-	3	-57.1%	▼	3

Court: Spotsylvania Circuit

Start/End Date: Jan-15 / Apr-16

2015 Average Month: 514

Jan-Apr 2015: 1,958

Filings Trending: ▲

Circuit/Court ID: 15

215177


Type of Case: Filings

2016 Average Month:778

Jan-Apr 2016 : 3,110

Overall AVG. Month: 580

Monthly Summary



Jan 15-Apr 16

Totals

	2015	2016
Civil	1,528	519
Criminal	2,006	914
Other	2,629	1,677
Total	6,163	3,110

Jan --- Apr Filings

1,958

2015

3,110

2016

Jan --- Apr Filings

	2015	2016	% Change	Trending
Civil	492	519	5.5%	▲
Criminal	713	914	28.2%	▲
Other	753	1,677	122.7%	▲
Total	1,958	3,110	58.8%	▲

	Jan	Feb	Mar	Apr	May	Jun	Jul	Aug	Sep	Oct	Nov	Dec	Thru Apr	% Change	Trending	Total
2015	471	472	540	475	431	483	522	460	622	462	421	804	1,958			6,163
2016	1,159	589	711	651	-	-	-	-	-	-	-	-	3,110	58.8%	▲	3,110

		Jan	Feb	Mar	Apr	May	Jun	Jul	Aug	Sep	Oct	Nov	Dec	Thru Apr	% Change	Trending	Total
Administrative Law	2015	1	-	2	-	-	-	-	1	2	1	2	-	3			9
	2016	-	-	-	1	-	-	-	-	-	-	-	-	1	-66.7%	▼	1
Contested Divorce	2015	6	7	9	11	14	9	6	5	6	6	9	6	33			94
	2016	10	7	10	7	-	-	-	-	-	-	-	-	34	3.0%	▲	34
Domestic and Family - Level 1	2015	12	6	14	12	20	16	14	18	15	20	39	49	44			235
	2016	15	29	28	39	-	-	-	-	-	-	-	-	111	152.3%	▲	111
Domestic and Family - Level 2	2015	9	2	3	16	2	1	3	3	12	4	1	3	30			59
	2016	1	5	13	4	-	-	-	-	-	-	-	-	23	-23.3%	▼	23
General Civil - Level 1	2015	3	1	-	2	-	1	-	2	-	2	-	1	6			12
	2016	-	-	2	-	-	-	-	-	-	-	-	-	2	-66.7%	▼	2
General Civil - Level 2	2015	18	17	19	24	15	20	19	12	11	18	7	21	78			201
	2016	8	11	19	10	-	-	-	-	-	-	-	-	48	-38.5%	▼	48
General Civil - Level 3	2015	10	9	8	9	4	6	6	10	9	13	11	8	36			103
	2016	7	9	7	6	-	-	-	-	-	-	-	-	29	-19.4%	▼	29
Miscellaneous	2015	195	208	244	216	204	205	243	233	195	209	242	494	863			2,888
	2016	286	322	315	230	-	-	-	-	-	-	-	-	1,153	33.6%	▲	1,153
Misdemeanor	2015	38	33	30	31	35	21	54	36	47	30	34	31	132			420
	2016	38	47	85	51	-	-	-	-	-	-	-	-	221	67.4%	▲	221
Non-Capital Felonies and Related Matters	2015	145	140	157	100	91	170	123	93	158	104	38	156	542			1,475
	2016	114	106	172	269	-	-	-	-	-	-	-	-	661	22.0%	▲	661
Other	2015	8	9	10	14	10	8	17	6	127	23	3	5	41			240
	2016	655	17	13	7	-	-	-	-	-	-	-	-	692	1,587.8%	▲	692
Other Criminally Related Matters	2015	2	13	10	14	6	8	11	14	10	6	8	12	39			114
	2016	4	9	15	7	-	-	-	-	-	-	-	-	35	-10.3%	▼	35
Probates/Wills and Trusts - Level 1	2015	2	1	-	-	-	-	-	-	-	-	-	-	3			3
	2016	-	2	-	-	-	-	-	-	-	-	-	-	2	-33.3%	▼	2
Probates/Wills and Trusts - Level 2	2015	4	2	5	3	4	2	2	2	5	5	4	1	14			39
	2016	2	9	1	4	-	-	-	-	-	-	-	-	16	14.3%	▲	16
Protective Orders	2015	-	-	3	-	-	-	-	-	-	-	-	-	3			3
	2016	-	-	2	-	-	-	-	-	-	-	-	-	2	-33.3%	▼	2
Uncontested Divorce	2015	18	24	26	23	26	16	24	25	25	21	23	17	91			268
	2016	19	16	29	16	-	-	-	-	-	-	-	-	80	-12.1%	▼	80

Court: Stafford Circuit

Start/End Date: Jan-15 / Apr-16

2015 Average Month: 730

Jan-Apr 2015: 2,789

Filings Trending: ▲

Circuit/Court ID: 15

215179

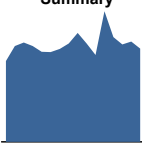
Type of Case: Filings

2016 Average Month:742

Jan-Apr 2016 : 2,969

Overall AVG. Month: 733

Monthly Summary



Jan 15-Apr 16

Totals

	2015	2016
Civil	1,827	528
Criminal	4,365	1,385
Other	2,571	1,056
Total	8,763	2,969

Jan --- Apr Filings

2,789

2015

2,969

2016

Jan --- Apr Filings

	2015	2016	% Change	Trending
Civil	595	528	-11.3%	▼
Criminal	1,414	1,385	-2.1%	▼
Other	780	1,056	35.4%	▲
Total	2,789	2,969	6.5%	▲

	Jan	Feb	Mar	Apr	May	Jun	Jul	Aug	Sep	Oct	Nov	Dec	Thru Apr	% Change	Trending	Total
2015	607	719	745	718	676	674	697	739	817	739	651	981	2,789			8,763
2016	787	730	753	699	-	-	-	-	-	-	-	-	2,969	6.5%	▲	2,969

		Jan	Feb	Mar	Apr	May	Jun	Jul	Aug	Sep	Oct	Nov	Dec	Thru Apr	% Change	Trending	Total
Administrative Law	2015	1	-	5	1	-	3	2	1	1	2	1	1	7			18
	2016	1	-	1	1	-	-	-	-	-	-	-	-	3	-57.1%	▼	3
Capital Murder	2015	2	-	-	-	-	-	-	-	-	-	-	2	2			4
	2016	16	17	25	25	27	14	15	26	26	25	19	19	83	-42.2%	▼	254
Contested Divorce	2015	12	8	16	12	-	-	-	-	-	-	-	-	48			48
	2016	6	12	11	5	22	13	3	7	7	5	8	10	34	-2.9%	▼	109
Domestic and Family - Level 1	2015	3	13	8	9	-	-	-	-	-	-	-	-	33			33
	2016	2	5	3	4	4	4	12	3	6	2	6	5	14	-21.4%	▼	56
Domestic and Family - Level 2	2015	1	4	3	3	-	-	-	-	-	-	-	-	11			11
	2016	-	1	1	-	1	3	1	1	-	1	1	5	2	-50.0%	▼	15
General Civil - Level 1	2015	-	-	1	-	-	-	-	-	-	-	-	-	1			1
	2016	16	20	11	18	21	19	18	20	13	14	9	9	65	1.5%	▲	188
General Civil - Level 2	2015	15	13	22	16	-	-	-	-	-	-	-	-	66			66
	2016	6	4	7	10	5	11	6	3	10	6	8	14	27	44.4%	▲	90
General Civil - Level 3	2015	11	9	13	6	-	-	-	-	-	-	-	-	39			39
	2016	218	201	303	217	188	200	242	255	210	248	279	517	939	34.4%	▲	3,078
Miscellaneous	2015	315	323	375	249	-	-	-	-	-	-	-	-	1,262			1,262
	2016	61	79	77	116	91	84	106	98	137	126	80	111	333	36.0%	▲	1,166
Misdemeanor	2015	132	112	110	99	-	-	-	-	-	-	-	-	453			453
	2016	222	311	240	249	260	246	211	269	354	238	165	221	1,022	-14.2%	▼	2,986
Non-Capital Felonies and Related Matters	2015	263	206	147	261	-	-	-	-	-	-	-	-	877			877
	2016	1	-	-	-	-	-	2	2	1	-	1	-	1			7
Other	2015	1	-	1	-	-	-	-	-	-	-	-	-	2	100.0%	▲	2
	2016	15	17	10	20	16	18	22	11	19	14	29	27	62	-8.1%	▼	218
Other Criminally Related Matters	2015	14	11	17	15	-	-	-	-	-	-	-	-	57			57
	2016	1	-	-	-	-	-	-	1	-	-	-	-	1	0.0%	↔	2
Probates/Wills and Trusts - Level 1	2015	-	1	-	-	-	-	-	-	-	-	-	-	1			1
	2016	4	5	6	1	4	4	5	1	3	6	-	4	16	-50.0%	▼	43
Probates/Wills and Trusts - Level 2	2015	2	2	3	1	-	-	-	-	-	-	-	-	8			8
	2016	36	47	46	52	37	55	52	41	30	52	45	36	181	-40.3%	▼	529
Uncontested Divorce	2015	17	28	36	27	-	-	-	-	-	-	-	-	108			108
	2016																

Court: Westmoreland Circuit

Start/End Date: Jan-15 / Apr-16

2015 Average Month: 87

Jan-Apr 2015: 360

Filings Trending: ▲

Circuit/Court ID: 15

215193


Type of Case: Filings

2016 Average Month:106

Jan-Apr 2016 : 424

Overall AVG. Month: 92

Monthly Summary



Jan 15-Apr 16

Totals

	2015	2016
Civil	137	45
Criminal	655	267
Other	257	112
Total	1,049	424

Jan --- Apr Filings

360

2015

424

2016

Jan --- Apr Filings

	2015	2016	% Change	Trending
Civil	47	45	-4.3%	▼
Criminal	234	267	14.1%	▲
Other	79	112	41.8%	▲
Total	360	424	17.8%	▲

	Jan	Feb	Mar	Apr	May	Jun	Jul	Aug	Sep	Oct	Nov	Dec	Thru Apr	% Change	Trending	Total
2015	96	42	61	161	95	59	129	54	116	91	44	101	360			1,049
2016	121	50	185	68	-	-	-	-	-	-	-	-	424	17.8%	▲	424

		Jan	Feb	Mar	Apr	May	Jun	Jul	Aug	Sep	Oct	Nov	Dec	Thru Apr	% Change	Trending	Total
Administrative Law	2015	-	-	-	-	-	1	-	-	-	-	-	-	0			1
Contested Divorce	2015	2	1	-	1	1	-	3	1	-	1	-	-	4	0.0%	↔	10
	2016	1	2	2	-	-	-	-	-	-	-	-	-	5	25.0%	▲	5
Domestic and Family - Level 1	2015	-	-	-	-	-	-	-	2	2	-	2	-	2			8
	2016	-	-	-	1	-	-	-	-	-	-	-	-	1	-50.0%	▼	1
Domestic and Family - Level 2	2015	-	-	-	-	1	-	1	-	-	-	1	-	0			3
General Civil - Level 1	2015	-	-	-	-	-	-	-	-	-	1	1	1	0	0.0%	↔	3
	2016	-	1	-	-	-	-	-	-	-	-	-	-	1	0.0%	↔	1
General Civil - Level 2	2015	4	-	3	4	4	1	2	1	3	1	-	2	11			25
	2016	2	3	3	1	-	-	-	-	-	-	-	-	9	-18.2%	▼	9
General Civil - Level 3	2015	1	1	-	4	2	3	-	-	1	2	5	-	6			19
	2016	1	2	2	2	-	-	-	-	-	-	-	-	7	16.7%	▲	7
Miscellaneous	2015	22	24	27	21	20	25	30	24	24	19	23	36	94			295
	2016	42	29	36	17	-	-	-	-	-	-	-	-	124	31.9%	▲	124
Misdemeanor	2015	15	-	7	40	9	4	5	14	11	10	4	9	62			128
	2016	16	2	5	7	-	-	-	-	-	-	-	-	30	-51.6%	▼	30
Non-Capital Felonies and Related Matters	2015	47	10	9	75	45	15	81	12	71	52	6	21	141			444
	2016	52	7	135	28	-	-	-	-	-	-	-	-	222	57.4%	▲	222
Other	2015	-	-	1	-	1	4	1	-	1	-	-	-	1			8
	2016	1	2	1	-	-	-	-	-	-	-	-	-	4	300.0%	▲	4
Other Criminally Related Matters	2015	4	6	9	12	7	5	3	-	2	5	-	30	31			83
	2016	6	1	1	8	-	-	-	-	-	-	-	-	16	-48.4%	▼	16
Probates/Wills and Trusts - Lev	2015	-	-	-	2	1	-	-	-	-	-	-	-	2			3
Probates/Wills and Trusts - Level 2	2015	-	-	1	-	1	1	1	-	-	-	1	2	1			7
	2016	-	1	-	-	-	-	-	-	-	-	-	-	1	0.0%	↔	1
Uncontested Divorce	2015	1	-	2	2	3	-	2	-	1	-	1	-	5			12
	2016	-	-	-	4	-	-	-	-	-	-	-	-	4	-20.0%	▼	4

Court: Fredericksburg Circuit

Start/End Date: Jan-15 / Apr-16

2015 Average Month: 275

Jan-Apr 2015: 1,172

Filings Trending: ▲

Circuit/Court ID: 15

215630


Type of Case: Filings

2016 Average Month: 325

Jan-Apr 2016 : 1,298

Overall AVG. Month: 287

Monthly Summary



Jan 15-Apr 16

Totals

	2015	2016
Civil	784	399
Criminal	2,233	785
Other	283	114
Total	3,300	1,298

Jan --- Apr Filings

1,172

2015

1,298

2016

Jan --- Apr Filings

	2015	2016	% Change	Trending
Civil	242	399	64.9%	▲
Criminal	852	785	-7.9%	▼
Other	78	114	46.2%	▲
Total	1,172	1,298	10.8%	▲

	Jan	Feb	Mar	Apr	May	Jun	Jul	Aug	Sep	Oct	Nov	Dec	Thru Apr	% Change	Trending	Total
2015	275	301	286	310	273	270	310	196	212	295	241	331	1,172			3,300
2016	293	317	384	304	-	-	-	-	-	-	-	-	1,298	10.8%	▲	1,298

		Jan	Feb	Mar	Apr	May	Jun	Jul	Aug	Sep	Oct	Nov	Dec	Thru Apr	% Change	Trending	Total
Administrative Law	2015	1	-	-	-	-	-	1	1	-	2	1	-	1			6
	2016	-	1	-	1	-	-	-	-	-	-	-	-	2	100.0%	▲	2
Contested Divorce	2015	6	8	4	7	5	9	5	4	4	7	2	2	25			63
	2016	11	12	19	13	-	-	-	-	-	-	-	-	55	120.0%	▲	55
Domestic and Family - Level 1	2015	6	10	7	20	2	11	5	10	9	9	7	25	43			121
	2016	2	13	4	6	-	-	-	-	-	-	-	-	25	-41.9%	▼	25
Domestic and Family - Level 2	2015	1	2	10	2	-	1	1	1	23	38	13	-	15			92
	2016	11	20	23	8	-	-	-	-	-	-	-	-	62	313.3%	▲	62
General Civil - Level 1	2015	-	-	-	1	1	1	3	2	-	1	2	-	1			11
	2016	1	2	1	-	-	-	-	-	-	-	-	-	4	300.0%	▲	4
General Civil - Level 2	2015	5	2	5	13	11	17	7	6	13	12	8	10	25			109
	2016	9	7	6	8	-	-	-	-	-	-	-	-	30	20.0%	▲	30
General Civil - Level 3	2015	7	3	2	-	2	12	7	4	1	2	8	9	12			57
	2016	1	5	4	5	-	-	-	-	-	-	-	-	15	25.0%	▲	15
Miscellaneous	2015	34	26	36	33	34	38	44	30	42	40	46	58	129			461
	2016	53	57	44	40	-	-	-	-	-	-	-	-	194	50.4%	▲	194
Misdemeanor	2015	42	74	33	41	61	40	50	43	30	49	43	42	190			548
	2016	70	51	40	35	-	-	-	-	-	-	-	-	196	3.2%	▲	196
Non-Capital Felonies and Related Matters	2015	156	143	161	177	137	124	174	79	80	111	95	171	637			1,608
	2016	109	107	199	153	-	-	-	-	-	-	-	-	568	-10.8%	▼	568
Other	2015	5	3	3	3	4	-	1	2	1	7	1	-	14			30
	2016	1	3	1	3	-	-	-	-	-	-	-	-	8	-42.9%	▼	8
Other Criminally Related Matters	2015	6	5	9	5	11	5	9	5	6	9	2	6	25			78
	2016	3	8	5	5	-	-	-	-	-	-	-	-	21	-16.0%	▼	21
Probates/Wills and Trusts - Level 2	2015	-	-	1	-	-	1	-	1	-	1	1	-	1			5
	2016	-	-	1	1	-	-	-	-	-	-	-	-	2	100.0%	▲	2
Protective Orders	2015	-	2	-	-	-	-	-	-	-	-	-	-	2			2
Uncontested Divorce	2015	6	23	15	8	5	11	3	8	3	7	12	8	52			109
	2016	22	31	37	26	-	-	-	-	-	-	-	-	116	123.1%	▲	116

Court: Albemarle Circuit

Start/End Date: Jan-15 / Apr-16

2015 Average Month: 312

Jan-Apr 2015: 1,346

Filings Trending: ↔

Circuit/Court ID: 16

216003


Type of Case: Filings

2016 Average Month:337

Jan-Apr 2016 : 1,349

Overall AVG. Month: 318

Monthly Summary



Jan 15-Apr 16

Totals

	2015	2016
Civil	1,730	564
Criminal	972	347
Other	1,041	438
Total	3,743	1,349

Jan --- Apr Filings

1,346

2015

1,349

2016

Jan --- Apr Filings

	2015	2016	% Change	Trending
Civil	661	564	-14.7%	▼
Criminal	365	347	-4.9%	▼
Other	320	438	36.9%	▲
Total	1,346	1,349	-	↔

	Jan	Feb	Mar	Apr	May	Jun	Jul	Aug	Sep	Oct	Nov	Dec	Thru Apr	% Change	Trending	Total
2015	320	308	336	382	311	296	309	289	335	259	240	358	1,346			3,743
2016	345	332	372	300	-	-	-	-	-	-	-	-	1,349	0.2%	▲	1,349

		Jan	Feb	Mar	Apr	May	Jun	Jul	Aug	Sep	Oct	Nov	Dec	Thru Apr	% Change	Trending	Total
Administrative Law	2015	-	1	1	2	-	1	-	-	1	-	-	-	4			6
Capital Murder	2015	-	-	-	1	-	-	-	-	-	-	-	-	1			1
Contested Divorce	2015	11	3	7	5	3	9	1	5	6	4	7	6	26			67
	2016	5	9	4	7	-	-	-	-	-	-	-	-	25	-3.8%	▼	25
Domestic and Family - Level 1	2015	10	3	11	23	15	5	2	1	12	5	3	7	47			97
	2016	15	5	6	3	-	-	-	-	-	-	-	-	29	-38.3%	▼	29
Domestic and Family - Level 2	2015	6	2	3	4	7	4	5	2	5	7	5	2	15			52
	2016	-	5	7	5	-	-	-	-	-	-	-	-	17	13.3%	▲	17
General Civil - Level 1	2015	-	1	6	3	3	-	1	2	2	3	1	1	10			23
	2016	2	5	3	2	-	-	-	-	-	-	-	-	12	20.0%	▲	12
General Civil - Level 2	2015	34	46	43	38	39	22	26	32	25	19	20	16	161			360
	2016	26	51	29	23	-	-	-	-	-	-	-	-	129	-19.9%	▼	129
General Civil - Level 3	2015	3	-	8	11	10	5	9	4	5	5	5	7	22			72
	2016	23	24	13	9	-	-	-	-	-	-	-	-	69	213.6%	▲	69
Miscellaneous	2015	136	131	180	146	138	155	174	146	139	123	133	220	593			1,821
	2016	159	142	169	145	-	-	-	-	-	-	-	-	615	3.7%	▲	615
Misdemeanor	2015	9	22	10	11	14	20	11	17	29	16	9	27	52			195
	2016	38	9	32	25	-	-	-	-	-	-	-	-	104	100.0%	▲	104
Non-Capital Felonies and Related Matters	2015	83	71	42	115	61	51	53	55	79	56	37	59	311			762
	2016	49	56	76	57	-	-	-	-	-	-	-	-	238	-23.5%	▼	238
Other	2015	4	4	6	5	8	4	4	6	3	3	3	1	19			51
	2016	7	3	6	5	-	-	-	-	-	-	-	-	21	10.5%	▲	21
Other Criminally Related Matters	2015	1	-	2	-	3	2	2	-	2	3	2	-	3			17
	2016	1	-	2	3	-	-	-	-	-	-	-	-	6	100.0%	▲	6
Probates/Wills and Trusts - Level 1	2015	-	-	-	-	-	-	-	1	1	-	-	-	0			2
	2016	-	1	-	-	-	-	-	-	-	-	-	-	1	0.0%	↔	1
Probates/Wills and Trusts - Level 2	2015	6	7	3	2	3	4	2	3	6	2	2	3	18			43
	2016	3	4	3	-	-	-	-	-	-	-	-	-	10	-44.4%	▼	10
Protective Orders	2015	-	-	-	-	-	-	-	1	-	-	1	-	0			2
Uncontested Divorce	2015	17	17	14	16	7	14	19	14	20	13	12	9	64	0.0%	↔	172
	2016	17	18	22	16	-	-	-	-	-	-	-	-	73	14.1%	▲	73

Court: Culpeper Circuit

Start/End Date: Jan-15 / Apr-16

2015 Average Month: 206

Jan-Apr 2015: 847

Filings Trending: ▼

Circuit/Court ID: 16

216047


Type of Case: Filings

2016 Average Month:206

Jan-Apr 2016 : 823

Overall AVG. Month: 206

Monthly Summary



Jan 15-Apr 16

Totals

	2015	2016
Civil	691	213
Criminal	985	217
Other	798	393
Total	2,474	823

Jan --- Apr Filings

847

2015

823

2016

Jan --- Apr Filings

	2015	2016	% Change	Trending
Civil	242	213	-12.0%	▼
Criminal	382	217	-43.2%	▼
Other	223	393	76.2%	▲
Total	847	823	-2.8%	▼

	Jan	Feb	Mar	Apr	May	Jun	Jul	Aug	Sep	Oct	Nov	Dec	Thru Apr	% Change	Trending	Total
2015	160	206	189	292	171	226	201	189	182	202	195	261	847			2,474
2016	181	271	215	156	-	-	-	-	-	-	-	-	823	-2.8%	▼	823

		Jan	Feb	Mar	Apr	May	Jun	Jul	Aug	Sep	Oct	Nov	Dec	Thru Apr	% Change	Trending	Total
Administrative Law	2015	-	-	-	2	-	1	-	-	-	-	-	-	2			3
Capital Murder	2016	-	8	-	-	-	-	-	-	-	-	-	-	8			8
Contested Divorce	2015	1	5	6	8	2	4	2	4	4	2	3	2	20			43
	2016	5	5	2	2	-	-	-	-	-	-	-	-	14	-30.0%	▼	14
Domestic and Family - Level 1	2015	6	3	18	10	14	9	12	12	6	3	5	7	37			105
	2016	6	11	5	4	-	-	-	-	-	-	-	-	26	-29.7%	▼	26
Domestic and Family - Level 2	2015	4	2	3	8	3	6	1	3	2	1	5	1	17			39
	2016	3	2	2	1	-	-	-	-	-	-	-	-	8	-52.9%	▼	8
General Civil - Level 1	2015	-	-	-	-	-	-	1	-	-	1	-	-	0			2
General Civil - Level 2	2015	6	11	9	8	12	5	14	12	5	9	4	7	34	0.0%	↔	102
	2016	8	7	16	6	-	-	-	-	-	-	-	-	37	8.8%	▲	37
General Civil - Level 3	2015	2	4	9	7	4	6	8	3	7	11	8	3	22			72
	2016	2	3	8	3	-	-	-	-	-	-	-	-	16	-27.3%	▼	16
Miscellaneous	2015	76	73	74	56	76	81	76	77	66	86	78	155	279			974
	2016	119	150	118	69	-	-	-	-	-	-	-	-	456	63.4%	▲	456
Misdemeanor	2015	4	33	18	38	11	40	13	30	18	21	24	27	93			277
	2016	1	11	11	10	-	-	-	-	-	-	-	-	33	-64.5%	▼	33
Non-Capital Felonies and Related Matters	2015	47	59	35	139	34	55	53	37	56	52	53	47	280			667
	2016	30	59	32	43	-	-	-	-	-	-	-	-	164	-41.4%	▼	164
Other	2015	1	-	1	1	-	4	3	-	-	-	3	2	3			15
	2016	-	1	1	-	-	-	-	-	-	-	-	-	2	-33.3%	▼	2
Other Criminally Related Matters	2015	3	3	1	3	2	3	4	6	8	6	2	3	10			44
	2016	2	3	4	4	-	-	-	-	-	-	-	-	13	30.0%	▲	13
Probates/Wills and Trusts - Lev	2015	-	-	-	-	-	-	1	-	-	-	1	-	0			2
Probates/Wills and Trusts - Level 2	2015	-	-	-	1	2	-	2	-	1	1	2	-	1	0.0%	↔	9
	2016	-	1	1	-	-	-	-	-	-	-	-	-	2	100.0%	▲	2
Uncontested Divorce	2015	10	13	15	11	11	12	11	5	9	9	7	7	49			120
	2016	5	10	15	14	-	-	-	-	-	-	-	-	44	-10.2%	▼	44

Court: Fluvanna Circuit

Start/End Date: Jan-15 / Apr-16

2015 Average Month: 98

Jan-Apr 2015: 362

Filings Trending: ▲

Circuit/Court ID: 16

216065


Type of Case: Filings

2016 Average Month: 106

Jan-Apr 2016 : 425

Overall AVG. Month: 100

Monthly Summary



Jan 15-Apr 16

Totals

	2015	2016
Civil	314	74
Criminal	385	141
Other	478	210
Total	1,177	425

Jan --- Apr Filings

362

2015

425

2016

Jan --- Apr Filings

	2015	2016	% Change	Trending
Civil	105	74	-29.5%	▼
Criminal	128	141	10.2%	▲
Other	129	210	62.8%	▲
Total	362	425	17.4%	▲

	Jan	Feb	Mar	Apr	May	Jun	Jul	Aug	Sep	Oct	Nov	Dec	Thru Apr	% Change	Trending	Total
2015	104	106	65	87	99	77	66	150	77	144	84	118	362			1,177
2016	104	116	116	89	-	-	-	-	-	-	-	-	425	17.4%	▲	425

		Jan	Feb	Mar	Apr	May	Jun	Jul	Aug	Sep	Oct	Nov	Dec	Thru Apr	% Change	Trending	Total
Administrative Law	2015	-	-	2	-	-	-	-	-	-	-	-	-	2			2
	2016	1	-	-	-	-	-	-	-	-	-	-	-	1	-50.0%	▼	1
Contested Divorce	2015	1	1	3	-	2	-	2	1	1	1	1	2	5			15
	2016	1	3	2	2	-	-	-	-	-	-	-	-	8	60.0%	▲	8
Domestic and Family - Level 1	2015	4	5	-	4	2	8	2	-	3	4	9	-	13			41
	2016	1	3	-	1	-	-	-	-	-	-	-	-	5	-61.5%	▼	5
Domestic and Family - Level 2	2015	-	-	1	5	2	1	-	2	2	1	2	-	6			16
	2016	2	1	1	1	-	-	-	-	-	-	-	-	5	-16.7%	▼	5
General Civil - Level 1	2015	-	-	-	-	-	-	-	-	-	-	-	2	0			2
General Civil - Level 2	2015	3	3	1	3	3	2	3	3	5	7	4	5	10	0.0%	↔	42
	2016	-	3	2	1	-	-	-	-	-	-	-	-	6	-40.0%	▼	6
General Civil - Level 3	2015	1	1	2	3	6	1	-	2	1	4	1	2	7			24
	2016	1	-	2	4	-	-	-	-	-	-	-	-	7	0.0%	↔	7
Miscellaneous	2015	40	44	42	34	52	33	43	60	50	51	42	85	160			576
	2016	80	67	49	40	-	-	-	-	-	-	-	-	236	47.5%	▲	236
Misdemeanor	2015	18	14	1	14	10	11	4	9	6	25	2	7	47			121
	2016	4	9	6	7	-	-	-	-	-	-	-	-	26	-44.7%	▼	26
Non-Capital Felonies and Related Matters	2015	21	30	2	9	16	14	6	54	4	44	14	8	62			222
	2016	9	23	48	30	-	-	-	-	-	-	-	-	110	77.4%	▲	110
Other	2015	-	1	1	-	-	1	-	-	-	-	-	-	2			3
Other Criminally Related Matters	2015	10	3	2	4	1	1	3	11	1	1	5	-	19			42
	2016	2	2	-	2	-	-	-	-	-	-	-	-	6	-68.4%	▼	6
Probates/Wills and Trusts - Lev	2016	-	-	1	-	-	-	-	-	-	-	-	-	1			1
Probates/Wills and Trusts - Level 2	2015	-	1	1	-	-	-	-	-	2	1	-	-	2			5
	2016	-	-	1	-	-	-	-	-	-	-	-	-	1	-50.0%	▼	1
Protective Orders	2015	-	-	-	-	-	1	-	-	-	-	-	-	0			1
Uncontested Divorce	2015	6	3	7	11	5	4	3	8	2	5	4	7	27	0.0%	↔	65
	2016	3	5	4	1	-	-	-	-	-	-	-	-	13	-51.9%	▼	13

Court: Goochland Circuit

Start/End Date: Jan-15 / Apr-16

2015 Average Month: 88

Jan-Apr 2015: 348

Filings Trending: ▲

Circuit/Court ID: 16

216075


Type of Case: Filings

2016 Average Month:100

Jan-Apr 2016 : 401

Overall AVG. Month: 91

Monthly Summary



Jan 15-Apr 16

Totals

	2015	2016
Civil	250	103
Criminal	260	92
Other	545	206
Total	1,055	401

Jan --- Apr Filings

348

2015

401

2016

Jan --- Apr Filings

	2015	2016	% Change	Trending
Civil	84	103	22.6%	▲
Criminal	89	92	3.4%	▲
Other	175	206	17.7%	▲
Total	348	401	15.2%	▲

	Jan	Feb	Mar	Apr	May	Jun	Jul	Aug	Sep	Oct	Nov	Dec	Thru Apr	% Change	Trending	Total
2015	75	89	95	89	70	78	86	92	63	101	67	150	348			1,055
2016	120	93	94	94	-	-	-	-	-	-	-	-	401	15.2%	▲	401

		Jan	Feb	Mar	Apr	May	Jun	Jul	Aug	Sep	Oct	Nov	Dec	Thru Apr	% Change	Trending	Total
Administrative Law	2015	-	1	-	1	-	-	-	-	-	-	-	-	2			2
Capital Murder	2016	1	-	-	-	-	-	-	-	-	-	-	-	1			1
Contested Divorce	2015	-	2	1	2	3	4	2	-	1	3	-	1	5			19
	2016	-	2	1	-	-	-	-	-	-	-	-	-	3	-40.0%	▼	3
Domestic and Family - Level 1	2015	4	1	-	3	2	-	-	1	1	3	2	1	8			18
	2016	2	1	-	-	-	-	-	-	-	-	-	-	3	-62.5%	▼	3
Domestic and Family - Level 2	2015	-	2	1	1	1	-	2	1	1	1	-	-	4			10
	2016	2	-	-	1	-	-	-	-	-	-	-	-	3	-25.0%	▼	3
General Civil - Level 1	2015	1	-	-	-	-	-	1	-	-	-	-	-	1			2
	2016	-	-	1	-	-	-	-	-	-	-	-	-	1	0.0%	↔	1
General Civil - Level 2	2015	6	2	10	1	-	3	5	5	8	3	2	1	19			46
	2016	3	4	6	1	-	-	-	-	-	-	-	-	14	-26.3%	▼	14
General Civil - Level 3	2015	3	3	3	3	2	1	3	2	1	10	2	4	12			37
	2016	6	7	7	6	-	-	-	-	-	-	-	-	26	116.7%	▲	26
Miscellaneous	2015	43	50	48	49	40	40	42	45	38	55	40	121	190			611
	2016	70	63	49	46	-	-	-	-	-	-	-	-	228	20.0%	▲	228
Misdemeanor	2015	10	9	15	7	6	13	14	5	1	6	9	13	41			108
	2016	9	4	8	9	-	-	-	-	-	-	-	-	30	-26.8%	▼	30
Non-Capital Felonies and Related Matters	2015	6	5	7	17	8	5	9	22	3	10	10	7	35			109
	2016	16	6	8	19	-	-	-	-	-	-	-	-	49	40.0%	▲	49
Other	2015	-	1	1	-	1	1	1	1	1	1	1	-	2			9
	2016	1	-	3	2	-	-	-	-	-	-	-	-	6	200.0%	▲	6
Other Criminally Related Matters	2015	1	7	3	2	5	2	5	7	4	4	1	2	13			43
	2016	5	1	2	5	-	-	-	-	-	-	-	-	13	0.0%	↔	13
Probates/Wills and Trusts - Lev	2015	-	1	-	-	-	-	-	-	-	-	-	-	1			1
Probates/Wills and Trusts - Level 2	2015	1	-	1	1	-	1	-	-	-	-	-	-	3			4
	2016	-	-	2	-	-	-	-	-	-	-	-	-	2	-33.3%	▼	2
Uncontested Divorce	2015	-	5	5	2	2	8	2	3	4	5	-	-	12			36
	2016	5	5	7	5	-	-	-	-	-	-	-	-	22	83.3%	▲	22

Court: Greene Circuit

Start/End Date: Jan-15 / Apr-16

2015 Average Month: 88

Jan-Apr 2015: 341

Filings Trending: ▲

Circuit/Court ID: 16

216079


Type of Case: Filings

2016 Average Month:98

Jan-Apr 2016 : 392

Overall AVG. Month: 91

Monthly Summary



Jan 15-Apr 16

Totals

	2015	2016
Civil	210	68
Criminal	282	125
Other	564	199
Total	1,056	392

Jan --- Apr Filings

341

2015

392

2016

Jan --- Apr Filings

	2015	2016	% Change	Trending
Civil	81	68	-16.0%	▼
Criminal	107	125	16.8%	▲
Other	153	199	30.1%	▲
Total	341	392	15.0%	▲

	Jan	Feb	Mar	Apr	May	Jun	Jul	Aug	Sep	Oct	Nov	Dec	Thru Apr	% Change	Trending	Total
2015	84	86	93	78	81	97	67	74	67	85	87	157	341			1,056
2016	92	129	97	74	-	-	-	-	-	-	-	-	392	15.0%	▲	392

		Jan	Feb	Mar	Apr	May	Jun	Jul	Aug	Sep	Oct	Nov	Dec	Thru Apr	% Change	Trending	Total
Contested Divorce	2015	-	1	2	1	-	1	2	1	-	1	1	-	4			10
	2016	2	1	2	1	-	-	-	-	-	-	-	-	6	50.0%	▲	6
Domestic and Family - Level 1	2015	2	-	1	-	5	2	1	1	4	-	-	1	3			17
	2016	2	1	-	-	-	-	-	-	-	-	-	-	3	0.0%	↔	3
Domestic and Family - Level 2	2015	1	-	2	-	-	-	1	-	-	1	-	-	3			5
	2016	-	1	-	-	-	-	-	-	-	-	-	-	1	-66.7%	▼	1
General Civil - Level 1	2015	-	1	-	-	-	-	-	-	-	-	-	-	1			1
General Civil - Level 2	2015	5	2	4	1	-	5	1	1	2	3	1	2	12			27
	2016	2	3	3	2	-	-	-	-	-	-	-	-	10	-16.7%	▼	10
General Civil - Level 3	2015	-	2	2	1	8	3	-	1	2	-	1	2	5			22
	2016	1	2	1	3	-	-	-	-	-	-	-	-	7	40.0%	▲	7
Miscellaneous	2015	43	44	41	43	42	57	37	50	44	51	46	121	171			619
	2016	52	80	62	32	-	-	-	-	-	-	-	-	226	32.2%	▲	226
Misdemeanor	2015	5	6	4	4	1	5	2	8	2	11	1	9	19			58
	2016	3	4	8	10	-	-	-	-	-	-	-	-	25	31.6%	▲	25
Non-Capital Felonies and Related Matters	2015	15	21	25	26	13	20	18	6	6	14	30	17	87			211
	2016	26	30	19	23	-	-	-	-	-	-	-	-	98	12.6%	▲	98
Other	2015	8	5	1	-	3	1	2	-	4	-	-	-	14			24
	2016	1	1	-	1	-	-	-	-	-	-	-	-	3	-78.6%	▼	3
Other Criminally Related Matters	2015	1	-	-	-	1	-	2	2	1	2	1	4	1			14
	2016	1	2	-	-	-	-	-	-	-	-	-	-	3	200.0%	▲	3
Probates/Wills and Trusts - Level 2	2015	-	-	3	-	-	2	-	2	2	-	-	-	3			9
	2016	-	1	-	-	-	-	-	-	-	-	-	-	1	-66.7%	▼	1
Uncontested Divorce	2015	4	4	8	2	8	1	1	2	-	2	6	1	18			39
	2016	2	3	2	2	-	-	-	-	-	-	-	-	9	-50.0%	▼	9

Court: Louisa Circuit

Start/End Date: Jan-15 / Apr-16

2015 Average Month: 181

Jan-Apr 2015: 700

Filings Trending: ▲

Circuit/Court ID: 16

216109


Type of Case: Filings

2016 Average Month:206

Jan-Apr 2016 : 823

Overall AVG. Month: 187

Monthly Summary



Jan 15-Apr 16

Totals

	2015	2016
Civil	435	138
Criminal	857	256
Other	882	429
Total	2,174	823

Jan --- Apr Filings

700

2015

823

2016

Jan --- Apr Filings

	2015	2016	% Change	Trending
Civil	133	138	3.8%	▲
Criminal	304	256	-15.8%	▼
Other	263	429	63.1%	▲
Total	700	823	17.6%	▲

	Jan	Feb	Mar	Apr	May	Jun	Jul	Aug	Sep	Oct	Nov	Dec	Thru Apr	% Change	Trending	Total
2015	178	184	159	179	145	155	156	143	254	127	186	308	700			2,174
2016	257	191	212	163	-	-	-	-	-	-	-	-	823	17.6%	▲	823

		Jan	Feb	Mar	Apr	May	Jun	Jul	Aug	Sep	Oct	Nov	Dec	Thru Apr	% Change	Trending	Total
Administrative Law	2015	1	-	1	-	1	-	2	-	-	-	-	1	2			6
	2016	-	-	2	-	-	-	-	-	-	-	-	-	2	0.0%	↔	2
Contested Divorce	2015	1	2	1	4	1	1	2	4	3	4	2	1	8			26
	2016	2	4	5	4	-	-	-	-	-	-	-	-	15	87.5%	▲	15
Domestic and Family - Level 1	2015	-	8	-	3	-	2	1	11	-	3	-	13	11			41
	2016	-	1	-	1	-	-	-	-	-	-	-	-	2	-81.8%	▼	2
Domestic and Family - Level 2	2015	-	4	-	1	-	-	2	1	-	-	3	1	5			12
	2016	-	-	1	-	-	-	-	-	-	-	-	-	1	-80.0%	▼	1
General Civil - Level 1	2015	3	1	-	-	-	1	-	-	-	-	-	-	4			5
	2016	-	1	-	-	-	-	-	-	-	-	-	-	1	-75.0%	▼	1
General Civil - Level 2	2015	7	5	4	6	4	5	7	8	7	7	13	7	22			80
	2016	5	2	5	3	-	-	-	-	-	-	-	-	15	-31.8%	▼	15
General Civil - Level 3	2015	2	1	1	9	5	4	5	2	2	7	4	9	13			51
	2016	6	14	2	-	-	-	-	-	-	-	-	-	22	69.2%	▲	22
Miscellaneous	2015	56	54	73	45	53	49	40	42	61	55	61	129	228			718
	2016	103	103	99	86	-	-	-	-	-	-	-	-	391	71.5%	▲	391
Misdemeanor	2015	25	20	21	17	21	24	27	8	15	15	19	27	83			239
	2016	27	7	28	16	-	-	-	-	-	-	-	-	78	-6.0%	▼	78
Non-Capital Felonies and Related Matters	2015	56	62	22	67	25	35	34	43	151	13	64	8	207			580
	2016	82	28	38	23	-	-	-	-	-	-	-	-	171	-17.4%	▼	171
Other	2015	20	22	21	15	21	24	21	15	6	14	16	102	78			297
	2016	23	17	18	20	-	-	-	-	-	-	-	-	78	0.0%	↔	78
Other Criminally Related Matters	2015	3	3	5	5	4	5	8	3	3	-	1	1	16			41
	2016	3	-	4	2	-	-	-	-	-	-	-	-	9	-43.8%	▼	9
Probates/Wills and Trusts - Lev	2015	-	1	-	-	-	-	-	-	-	1	-	-	1			2
Probates/Wills and Trusts - Level 2	2015	1	-	-	2	3	-	-	-	-	-	-	1	3			7
	2016	1	2	-	-	-	-	-	-	-	-	-	-	3	0.0%	↔	3
Uncontested Divorce	2015	3	1	10	5	7	5	7	6	6	8	3	8	19			69
	2016	5	12	10	8	-	-	-	-	-	-	-	-	35	84.2%	▲	35

Court: Madison Circuit

Start/End Date: Jan-15 / Apr-16

2015 Average Month: 62

Jan-Apr 2015: 238

Filings Trending: ▲

Circuit/Court ID: 16

216113


Type of Case: Filings

2016 Average Month:75

Jan-Apr 2016 : 300

Overall AVG. Month: 65

Monthly Summary



Jan 15-Apr 16

Totals

	2015	2016
Civil	165	38
Criminal	181	65
Other	399	197
Total	745	300

Jan --- Apr Filings

238

2015

300

2016

Jan --- Apr Filings

	2015	2016	% Change	Trending
Civil	55	38	-30.9%	▼
Criminal	57	65	14.0%	▲
Other	126	197	56.3%	▲
Total	238	300	26.1%	▲

	Jan	Feb	Mar	Apr	May	Jun	Jul	Aug	Sep	Oct	Nov	Dec	Thru Apr	% Change	Trending	Total
2015	40	70	62	66	40	53	66	55	54	93	34	112	238			745
2016	75	66	75	84	-	-	-	-	-	-	-	-	300	26.1%	▲	300

		Jan	Feb	Mar	Apr	May	Jun	Jul	Aug	Sep	Oct	Nov	Dec	Thru Apr	% Change	Trending	Total
Contested Divorce	2015	-	1	1	2	1	1	2	-	-	1	1	-	4			10
	2016	-	-	1	-	-	-	-	-	-	-	-	-	1	-75.0%	▼	1
Domestic and Family - Level 1	2015	-	2	2	4	-	6	1	3	-	2	-	1	8			21
	2016	-	-	-	2	-	-	-	-	-	-	-	-	2	-75.0%	▼	2
Domestic and Family - Level 2	2015	1	1	3	-	1	-	-	1	-	-	-	-	5			7
	2016	1	-	1	1	-	-	-	-	-	-	-	-	3	-40.0%	▼	3
General Civil - Level 2	2015	-	1	3	3	-	4	3	3	1	-	2	-	7			20
	2016	1	-	1	2	-	-	-	-	-	-	-	-	4	-42.9%	▼	4
General Civil - Level 3	2015	-	1	1	3	6	1	1	-	1	3	1	-	5			18
	2016	1	-	1	1	-	-	-	-	-	-	-	-	3	-40.0%	▼	3
Miscellaneous	2015	26	25	23	23	16	14	31	15	34	35	22	35	97			299
	2016	44	32	44	46	-	-	-	-	-	-	-	-	166	71.1%	▲	166
Misdemeanor	2015	2	10	8	6	3	5	3	10	3	8	1	-	26			59
	2016	4	6	3	6	-	-	-	-	-	-	-	-	19	-26.9%	▼	19
Non-Capital Felonies and Related Matters	2015	2	9	3	12	5	14	5	7	3	30	2	17	26			109
	2016	9	14	10	10	-	-	-	-	-	-	-	-	43	65.4%	▲	43
Other	2015	8	15	16	6	5	7	17	13	9	12	4	56	45			168
	2016	12	12	8	10	-	-	-	-	-	-	-	-	42	-6.7%	▼	42
Other Criminally Related Matters	2015	-	4	-	1	-	1	1	1	3	1	-	1	5			13
	2016	-	1	1	1	-	-	-	-	-	-	-	-	3	-40.0%	▼	3
Probates/Wills and Trusts - Lev	2016	-	-	-	1	-	-	-	-	-	-	-	-	1			1
Probates/Wills and Trusts - Level 2	2015	-	-	-	-	1	-	-	2	-	-	-	-	0			3
	2016	1	-	1	-	-	-	-	-	-	-	-	-	2	0.0%	↔	2
Uncontested Divorce	2015	1	1	2	6	2	-	2	-	-	1	1	2	10			18
	2016	2	1	4	4	-	-	-	-	-	-	-	-	11	10.0%	▲	11

Court: Orange Circuit

Start/End Date: Jan-15 / Apr-16

2015 Average Month: 151

Jan-Apr 2015: 580

Filings Trending: ▲

Circuit/Court ID: 16

216137


Type of Case: Filings

2016 Average Month:202

Jan-Apr 2016 : 806

Overall AVG. Month: 163

Monthly Summary



Jan 15-Apr 16

Totals

	2015	2016
Civil	386	120
Criminal	780	321
Other	640	365
Total	1,806	806

Jan --- Apr Filings

580

2015

806

2016

Jan --- Apr Filings

	2015	2016	% Change	Trending
Civil	129	120	-7.0%	▼
Criminal	278	321	15.5%	▲
Other	173	365	111.0%	▲
Total	580	806	39.0%	▲

	Jan	Feb	Mar	Apr	May	Jun	Jul	Aug	Sep	Oct	Nov	Dec	Thru Apr	% Change	Trending	Total
2015	140	97	211	132	187	101	160	86	178	124	208	182	580			1,806
2016	175	199	231	201	-	-	-	-	-	-	-	-	806	39.0%	▲	806

		Jan	Feb	Mar	Apr	May	Jun	Jul	Aug	Sep	Oct	Nov	Dec	Thru Apr	% Change	Trending	Total
Administrative Law	2015	-	1	-	-	1	-	-	-	-	-	2	-	1			4
Capital Murder	2016	-	-	-	1	-	-	-	-	-	-	-	-	1			1
Contested Divorce	2015	3	3	6	5	4	3	5	4	3	2	3	3	17			44
	2016	3	2	5	5	-	-	-	-	-	-	-	-	15	-11.8%	▼	15
Domestic and Family - Level 1	2015	4	4	1	5	-	1	6	-	4	-	7	1	14			33
	2016	1	6	5	-	-	-	-	-	-	-	-	-	12	-14.3%	▼	12
Domestic and Family - Level 2	2015	2	-	2	4	1	3	2	1	1	-	3	-	8			19
	2016	1	-	-	2	-	-	-	-	-	-	-	-	3	-62.5%	▼	3
General Civil - Level 1	2015	-	-	-	-	-	-	1	1	1	-	1	-	0			4
	2016	1	-	-	-	-	-	-	-	-	-	-	-	1	0.0%	↔	1
General Civil - Level 2	2015	5	3	5	4	6	4	8	3	3	5	9	9	17			64
	2016	2	3	2	4	-	-	-	-	-	-	-	-	11	-35.3%	▼	11
General Civil - Level 3	2015	2	5	7	1	3	-	3	3	4	2	1	2	15			33
	2016	5	4	3	4	-	-	-	-	-	-	-	-	16	6.7%	▲	16
Miscellaneous	2015	45	48	60	51	42	61	52	46	61	65	76	119	204			726
	2016	88	126	120	62	-	-	-	-	-	-	-	-	396	94.1%	▲	396
Misdemeanor	2015	13	1	24	12	22	4	22	8	30	3	24	7	50			170
	2016	10	12	13	8	-	-	-	-	-	-	-	-	43	-14.0%	▼	43
Non-Capital Felonies and Related Matters	2015	60	24	96	42	98	12	41	14	57	29	70	23	222			566
	2016	51	37	75	107	-	-	-	-	-	-	-	-	270	21.6%	▲	270
Other	2015	-	2	2	1	1	5	1	2	4	8	3	2	5			31
	2016	2	4	2	4	-	-	-	-	-	-	-	-	12	140.0%	▲	12
Other Criminally Related Matters	2015	-	3	3	-	5	-	12	-	5	4	6	8	6			46
	2016	5	1	1	-	-	-	-	-	-	-	-	-	7	16.7%	▲	7
Probates/Wills and Trusts - Level 2	2015	-	-	-	1	-	1	-	2	-	1	-	1	1			6
	2016	1	-	1	1	-	-	-	-	-	-	-	-	3	200.0%	▲	3
Uncontested Divorce	2015	6	3	5	6	4	7	7	2	5	5	3	7	20			60
	2016	5	4	4	3	-	-	-	-	-	-	-	-	16	-20.0%	▼	16

Court: Charlottesville Circuit

Start/End Date: Jan-15 / Apr-16

2015 Average Month: 126

Jan-Apr 2015: 503

Filings Trending: ▲

Circuit/Court ID: 16

216540


Type of Case: Filings

2016 Average Month:129

Jan-Apr 2016 : 516

Overall AVG. Month: 127

Monthly Summary



Jan 15-Apr 16

Totals

	2015	2016
Civil	414	125
Criminal	915	309
Other	180	82
Total	1,509	516

Jan --- Apr Filings

503

2015

516

2016

Jan --- Apr Filings

	2015	2016	% Change	Trending
Civil	142	125	-12.0%	▼
Criminal	304	309	1.6%	▲
Other	57	82	43.9%	▲
Total	503	516	2.6%	▲

	Jan	Feb	Mar	Apr	May	Jun	Jul	Aug	Sep	Oct	Nov	Dec	Thru Apr	% Change	Trending	Total
2015	114	131	121	137	110	131	137	138	109	134	98	149	503			1,509
2016	105	163	151	97	-	-	-	-	-	-	-	-	516	2.6%	▲	516

		Jan	Feb	Mar	Apr	May	Jun	Jul	Aug	Sep	Oct	Nov	Dec	Thru Apr	% Change	Trending	Total
Administrative Law	2015	-	-	-	1	3	1	1	-	-	1	1	-	1			8
	2016	1	1	-	-	-	-	-	-	-	-	-	-	2	100.0%	▲	2
Capital Murder	2015	-	-	-	-	-	1	-	-	-	-	-	-	0			1
	2016	1	1	5	2	2	2	2	2	1	-	2	3	9	0.0%	↔	23
Contested Divorce	2015	-	3	2	1	-	-	-	-	-	-	-	-	6	-33.3%	▼	6
	2016	4	3	2	4	1	6	3	-	2	4	2	5	13			36
Domestic and Family - Level 1	2015	4	5	4	1	-	-	-	-	-	-	-	-	14	7.7%	▲	14
	2016	3	2	1	1	1	2	1	3	2	3	-	3	7			22
Domestic and Family - Level 2	2015	1	3	3	3	-	-	-	-	-	-	-	-	10	42.9%	▲	10
	2016	1	2	-	2	-	-	2	2	-	3	-	1	5	-20.0%	▼	4
General Civil - Level 1	2015	6	15	12	6	8	7	4	5	5	14	5	6	39			93
	2016	3	4	6	5	-	-	-	-	-	-	-	-	18	-53.8%	▼	18
General Civil - Level 2	2015	5	7	5	4	5	4	5	3	5	4	3	3	21			53
	2016	3	4	9	3	-	-	-	-	-	-	-	-	19	-9.5%	▼	19
Miscellaneous	2015	26	21	20	20	20	18	28	27	28	18	21	40	87			287
	2016	28	35	35	17	-	-	-	-	-	-	-	-	115	32.2%	▲	115
Misdemeanor	2015	14	22	4	14	16	27	18	20	14	7	18	23	54			197
	2016	19	21	22	20	-	-	-	-	-	-	-	-	82	51.9%	▲	82
Non-Capital Felonies and Related Matters	2015	47	54	64	76	51	52	61	62	45	70	41	56	241			679
	2016	41	76	60	37	-	-	-	-	-	-	-	-	214	-11.2%	▼	214
Other	2015	-	-	-	-	-	-	1	-	-	-	-	-	0			1
	2016	2	-	-	2	-	-	-	-	-	-	-	-	4	0.0%	↔	4
Other Criminally Related Matters	2015	3	3	2	1	2	3	6	6	2	6	1	4	9			39
	2016	2	2	4	6	-	-	-	-	-	-	-	-	14	55.6%	▲	14
Probates/Wills and Trusts - Lev	2015	1	-	-	-	-	-	-	-	-	1	-	-	1			2
Probates/Wills and Trusts - Level 2	2015	-	1	1	-	-	5	-	1	-	1	2	1	2			12
	2016	-	1	1	1	-	-	-	-	-	-	-	-	3	50.0%	▲	3
Uncontested Divorce	2015	3	-	5	6	1	3	5	7	5	2	2	4	14			43
	2016	-	6	4	1	-	-	-	-	-	-	-	-	11	-21.4%	▼	11

Court: Arlington Circuit

Start/End Date: Jan-15 / Apr-16

2015 Average Month: 804

Jan-Apr 2015: 3,114

Filings Trending: ▲

Circuit/Court ID: 17

217013


Type of Case: Filings

2016 Average Month:835

Jan-Apr 2016 : 3,341

Overall AVG. Month: 812

Monthly Summary

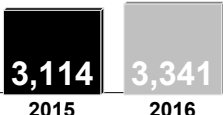


Jan 15-Apr 16

Totals

	2015	2016
Civil	2,408	814
Criminal	4,264	1,356
Other	2,975	1,171
Total	9,647	3,341

Jan --- Apr Filings



20152016

Jan --- Apr Filings

	2015	2016	% Change	Trending
Civil	799	814	1.9%	▲
Criminal	1,429	1,356	-5.1%	▼
Other	886	1,171	32.2%	▲
Total	3,114	3,341	7.3%	▲

	Jan	Feb	Mar	Apr	May	Jun	Jul	Aug	Sep	Oct	Nov	Dec	Thru Apr	% Change	Trending	Total
2015	716	703	837	858	721	814	798	744	707	837	796	1,116	3,114			9,647
2016	842	822	790	887	-	-	-	-	-	-	-	-	3,341	7.3%	▲	3,341

		Jan	Feb	Mar	Apr	May	Jun	Jul	Aug	Sep	Oct	Nov	Dec	Thru Apr	% Change	Trending	Total
Administrative Law	2015	1	-	2	-	-	2	1	1	-	1	2	-	3			10
	2016	-	4	2	2	-	-	-	-	-	-	-	-	8	166.7%	▲	8
Contested Divorce	2015	14	8	18	30	13	24	20	16	21	18	18	21	70			221
	2016	9	17	22	16	-	-	-	-	-	-	-	-	64	-8.6%	▼	64
Domestic and Family - Level 1	2015	8	11	7	10	6	4	7	22	15	3	9	15	36			117
	2016	16	2	13	11	-	-	-	-	-	-	-	-	42	16.7%	▲	42
Domestic and Family - Level 2	2015	6	9	7	9	5	10	2	7	5	7	12	10	31			89
	2016	5	8	7	4	-	-	-	-	-	-	-	-	24	-22.6%	▼	24
General Civil - Level 1	2015	1	2	5	2	2	2	2	-	4	2	-	3	10			25
	2016	2	2	1	3	-	-	-	-	-	-	-	-	8	-20.0%	▼	8
General Civil - Level 2	2015	39	23	37	34	43	41	38	38	35	36	36	41	133			441
	2016	27	58	43	32	-	-	-	-	-	-	-	-	160	20.3%	▲	160
General Civil - Level 3	2015	8	9	17	7	14	9	12	12	8	15	9	8	41			128
	2016	6	9	13	13	-	-	-	-	-	-	-	-	41	0.0%	↔	41
Miscellaneous	2015	160	148	130	161	131	142	163	159	148	151	178	274	599			1,945
	2016	185	188	186	154	-	-	-	-	-	-	-	-	713	19.0%	▲	713
Misdemeanor	2015	45	51	71	60	56	53	40	43	38	56	71	70	227			654
	2016	58	63	57	66	-	-	-	-	-	-	-	-	244	7.5%	▲	244
Non-Capital Felonies and Related Matters	2015	187	193	238	297	220	253	257	242	217	282	223	277	915			2,886
	2016	162	253	187	281	-	-	-	-	-	-	-	-	883	-3.5%	▼	883
Other	2015	124	174	150	155	128	190	178	108	146	144	153	296	603			1,946
	2016	300	125	151	221	-	-	-	-	-	-	-	-	797	32.2%	▲	797
Other Criminally Related Matters	2015	86	49	114	43	66	47	40	59	37	78	50	72	292			741
	2016	41	63	70	56	-	-	-	-	-	-	-	-	230	-21.2%	▼	230
Probates/Wills and Trusts - Level 1	2015	-	1	2	2	6	2	4	2	2	1	1	1	5			24
	2016	2	1	3	-	-	-	-	-	-	-	-	-	6	20.0%	▲	6
Probates/Wills and Trusts - Level 2	2015	8	5	11	13	9	7	5	8	7	9	8	9	37			99
	2016	6	11	13	8	-	-	-	-	-	-	-	-	38	2.7%	▲	38
Uncontested Divorce	2015	29	20	28	35	22	28	29	27	24	34	26	19	112			321
	2016	23	18	22	20	-	-	-	-	-	-	-	-	83	-25.9%	▼	83

Court: Fauquier Circuit

Start/End Date: Jan-15 / Apr-16

2015 Average Month: 298

Jan-Apr 2015: 1,142

Filings Trending: ▲

Circuit/Court ID: 20

220061


Type of Case: Filings

2016 Average Month:356

Jan-Apr 2016 : 1,425

Overall AVG. Month: 313

Monthly Summary

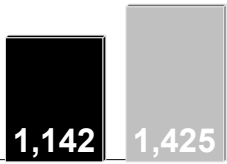


Jan 15-Apr 16

Totals

	2015	2016
Civil	791	306
Criminal	959	399
Other	1,826	720
Total	3,576	1,425

Jan --- Apr Filings



20152016

Jan --- Apr Filings

	2015	2016	% Change	Trending
Civil	243	306	25.9%	▲
Criminal	369	399	8.1%	▲
Other	530	720	35.8%	▲
Total	1,142	1,425	24.8%	▲

	Jan	Feb	Mar	Apr	May	Jun	Jul	Aug	Sep	Oct	Nov	Dec	Thru Apr	% Change	Trending	Total
2015	266	290	317	269	295	250	267	238	229	245	326	584	1,142			3,576
2016	405	354	385	281	-	-	-	-	-	-	-	-	1,425	24.8%	▲	1,425

		Jan	Feb	Mar	Apr	May	Jun	Jul	Aug	Sep	Oct	Nov	Dec	Thru Apr	% Change	Trending	Total
Administrative Law	2015	-	-	-	-	-	-	-	2	-	-	-	1	0			3
	2016	-	1	-	-	-	-	-	-	-	-	-	-	1	0.0%	↔	1
Contested Divorce	2015	5	7	3	4	5	7	2	3	8	4	4	4	19			56
	2016	2	2	8	8	-	-	-	-	-	-	-	-	20	5.3%	▲	20
Domestic and Family - Level 1	2015	3	3	-	-	5	7	8	1	2	6	4	-	6			39
	2016	4	3	3	4	-	-	-	-	-	-	-	-	14	133.3%	▲	14
Domestic and Family - Level 2	2015	1	3	5	3	4	2	3	3	2	-	2	4	12			32
	2016	1	6	3	2	-	-	-	-	-	-	-	-	12	0.0%	↔	12
General Civil - Level 1	2015	1	-	2	2	1	1	-	1	-	-	-	1	5			9
	2016	1	1	3	-	-	-	-	-	-	-	-	-	5	0.0%	↔	5
General Civil - Level 2	2015	7	15	20	11	14	14	12	11	11	11	8	10	53			144
	2016	13	13	11	15	-	-	-	-	-	-	-	-	52	-1.9%	▼	52
General Civil - Level 3	2015	1	3	1	7	6	2	3	4	1	5	7	7	12			47
	2016	1	5	6	4	-	-	-	-	-	-	-	-	16	33.3%	▲	16
Miscellaneous	2015	104	127	129	109	106	110	106	115	102	100	137	253	469			1,498
	2016	208	209	175	124	-	-	-	-	-	-	-	-	716	52.7%	▲	716
Misdemeanor	2015	14	22	17	14	33	17	19	13	12	23	33	25	67			242
	2016	21	18	40	18	-	-	-	-	-	-	-	-	97	44.8%	▲	97
Non-Capital Felonies and Related Matters	2015	90	53	80	65	67	24	52	39	38	46	81	32	288			667
	2016	101	55	87	42	-	-	-	-	-	-	-	-	285	-1.0%	▼	285
Other	2015	25	38	39	41	35	54	40	32	40	32	28	229	143			633
	2016	37	19	26	36	-	-	-	-	-	-	-	-	118	-17.5%	▼	118
Other Criminally Related Matters	2015	7	1	4	2	5	4	5	3	2	6	9	3	14			51
	2016	4	3	5	5	-	-	-	-	-	-	-	-	17	21.4%	▲	17
Probates/Wills and Trusts - Lev	2015	-	-	1	1	-	-	-	-	-	-	-	-	2			2
Probates/Wills and Trusts - Level 2	2015	2	4	-	5	1	2	1	-	-	2	-	-	11			17
	2016	1	2	1	2	-	-	-	-	-	-	-	-	6	-45.5%	▼	6
Protective Orders	2015	1	1	1	-	-	1	2	1	1	1	1	-	3			10
	2016	-	2	2	3	-	-	-	-	-	-	-	-	7	133.3%	▲	7
Uncontested Divorce	2015	5	13	15	5	13	5	14	10	10	9	12	15	38			126
	2016	11	15	15	18	-	-	-	-	-	-	-	-	59	55.3%	▲	59

Court: Loudoun Circuit

Start/End Date: Jan-15 / Apr-16

2015 Average Month: 879

Jan-Apr 2015: 3,213

Filings Trending: ▲

Circuit/Court ID: 20

220107


Type of Case: Filings

2016 Average Month:923

Jan-Apr 2016 : 3,690

Overall AVG. Month: 890

Monthly Summary



Jan 15-Apr 16

Totals

	2015	2016
Civil	4,425	1,477
Criminal	2,541	805
Other	3,577	1,408
Total	10,543	3,690

Jan --- Apr Filings

3,213

2015

3,690

2016

Jan --- Apr Filings

	2015	2016	% Change	Trending
Civil	1,408	1,477	4.9%	▲
Criminal	774	805	4.0%	▲
Other	1,031	1,408	36.6%	▲
Total	3,213	3,690	14.8%	▲

	Jan	Feb	Mar	Apr	May	Jun	Jul	Aug	Sep	Oct	Nov	Dec	Thru Apr	% Change	Trending	Total
2015	785	748	797	883	816	880	928	859	863	841	900	1,243	3,213			10,543
2016	929	916	1,019	826	-	-	-	-	-	-	-	-	3,690	14.8%	▲	3,690

		Jan	Feb	Mar	Apr	May	Jun	Jul	Aug	Sep	Oct	Nov	Dec	Thru Apr	% Change	Trending	Total
Administrative Law	2015	8	3	4	1	1	5	6	5	-	2	3	1	16			39
	2016	1	-	-	4	-	-	-	-	-	-	-	-	5	-68.8%	▼	5
Capital Murder	2015	-	5	-	-	-	-	-	-	-	-	-	-	5			5
	2016	17	18	23	23	21	12	35	22	17	24	27	18	81			257
Contested Divorce	2015	26	14	25	28	-	-	-	-	-	-	-	-	93	14.8%	▲	93
	2016	32	24	27	20	30	19	22	8	33	18	20	43	103	-45.6%	▼	56
Domestic and Family - Level 1	2015	10	15	19	12	-	-	-	-	-	-	-	-	56	-45.6%	▼	56
	2016	13	8	15	15	15	13	11	12	7	16	11	9	51			145
Domestic and Family - Level 2	2015	10	8	13	11	-	-	-	-	-	-	-	-	42	-17.6%	▼	42
	2016	-	3	-	4	4	1	1	4	2	1	1	3	7			24
General Civil - Level 1	2015	2	1	6	-	-	-	-	-	-	-	-	-	9	28.6%	▲	9
	2016	22	46	46	56	54	48	53	43	42	45	49	38	170			542
General Civil - Level 2	2015	37	47	43	47	-	-	-	-	-	-	-	-	174	2.4%	▲	174
	2016	24	18	30	28	32	33	29	21	31	30	18	32	100			326
General Civil - Level 3	2015	31	47	51	34	-	-	-	-	-	-	-	-	163	63.0%	▲	163
	2016	394	379	372	404	362	405	433	414	411	402	502	839	1,549			5,317
Miscellaneous	2015	571	525	528	453	-	-	-	-	-	-	-	-	2,077	34.1%	▲	2,077
	2016	39	40	37	55	36	42	45	44	45	52	40	45	171			520
Misdemeanor	2015	31	37	60	47	-	-	-	-	-	-	-	-	175	2.3%	▲	175
	2016	119	101	111	132	121	154	155	121	140	134	136	131	463			1,555
Non-Capital Felonies and Related Matters	2015	97	100	163	77	-	-	-	-	-	-	-	-	437	-5.6%	▼	437
	2016	23	9	39	25	22	42	17	37	-	1	1	1	96			217
Other	2015	5	1	2	3	-	-	-	-	-	-	-	-	11	-88.5%	▼	11
	2016	29	34	31	43	50	32	41	53	55	51	21	26	137			466
Other Criminally Related Matters	2015	48	48	55	43	-	-	-	-	-	-	-	-	194	41.6%	▲	194
	2016	-	-	-	-	1	-	1	-	2	-	2	1	0			7
Probates/Wills and Trusts - Level 1	2015	-	-	2	-	-	-	-	-	-	-	-	-	2	0.0%	↔	2
	2016	8	8	7	13	5	13	9	11	6	7	9	1	36			97
Probates/Wills and Trusts - Level 2	2015	7	6	7	11	-	-	-	-	-	-	-	-	31	-13.9%	▼	31
	2016	57	52	55	64	62	61	70	64	72	58	60	55	228			730
Uncontested Divorce	2015	53	67	45	56	-	-	-	-	-	-	-	-	221	-3.1%	▼	221
	2016																

Court: Rappahannock Circuit

Start/End Date: Jan-15 / Apr-16

2015 Average Month: 36

Jan-Apr 2015: 134

Filings Trending: ▲

Circuit/Court ID: 20

220157


Type of Case: Filings

2016 Average Month:43

Jan-Apr 2016 : 173

Overall AVG. Month: 38

Monthly Summary



Jan 15-Apr 16

Totals

	2015	2016
Civil	95	41
Criminal	93	55
Other	248	77
Total	436	173

Jan --- Apr Filings

134

2015

173

2016

Jan --- Apr Filings

	2015	2016	% Change	Trending
Civil	30	41	36.7%	▲
Criminal	37	55	48.6%	▲
Other	67	77	14.9%	▲
Total	134	173	29.1%	▲

	Jan	Feb	Mar	Apr	May	Jun	Jul	Aug	Sep	Oct	Nov	Dec	Thru Apr	% Change	Trending	Total
2015	31	29	45	29	38	37	39	24	39	37	28	60	134			436
2016	43	45	32	53	-	-	-	-	-	-	-	-	173	29.1%	▲	173

		Jan	Feb	Mar	Apr	May	Jun	Jul	Aug	Sep	Oct	Nov	Dec	Thru Apr	% Change	Trending	Total
Contested Divorce	2015	1	1	-	-	1	-	-	1	1	-	-	-	2			5
	2016	1	-	2	-	-	-	-	-	-	-	-	-	3	50.0%	▲	3
Domestic and Family - Level 1	2015	-	-	-	1	-	-	-	4	-	-	2	-	1			7
Domestic and Family - Level 2	2015	-	-	-	-	3	1	-	-	-	-	-	-	0			4
	2016	-	-	3	1	-	-	-	-	-	-	-	-	4	0.0%	↔	4
General Civil - Level 2	2015	-	-	6	2	-	2	-	1	3	-	1	4	8			19
	2016	-	1	2	-	-	-	-	-	-	-	-	-	3	-62.5%	▼	3
General Civil - Level 3	2015	2	-	-	2	1	1	-	-	2	2	-	3	4			13
	2016	-	3	1	2	-	-	-	-	-	-	-	-	6	50.0%	▲	6
Miscellaneous	2015	9	13	14	10	10	14	13	12	15	21	13	31	46			175
	2016	24	30	19	9	-	-	-	-	-	-	-	-	82	78.3%	▲	82
Misdemeanor	2015	4	2	2	2	-	3	7	-	3	3	2	1	10			29
	2016	2	3	1	4	-	-	-	-	-	-	-	-	10	0.0%	↔	10
Non-Capital Felonies and Related Matters	2015	8	2	11	5	12	-	10	1	2	3	5	1	26			60
	2016	9	1	2	33	-	-	-	-	-	-	-	-	45	73.1%	▲	45
Other	2015	6	7	10	5	7	11	7	5	10	7	5	18	28			98
	2016	6	5	1	1	-	-	-	-	-	-	-	-	13	-53.6%	▼	13
Other Criminally Related Matter	2015	-	-	1	-	1	-	2	-	-	-	-	-	1			4
Probates/Wills and Trusts - Lev	2015	1	-	-	1	-	1	-	-	-	-	-	-	2			3
Uncontested Divorce	2015	-	4	1	1	3	4	-	-	3	1	-	2	6			19
	2016	1	2	1	3	-	-	-	-	-	-	-	-	7	16.7%	▲	7

Court: Henry Circuit

Start/End Date: Jan-15 / Apr-16

2015 Average Month: 308

Jan-Apr 2015: 1,386

Filings Trending: ▲

Circuit/Court ID: 21

221089


Type of Case: Filings

2016 Average Month:461

Jan-Apr 2016 : 1,843

Overall AVG. Month: 346

Monthly Summary




Jan 15-Apr 16

Totals

	2015	2016
Civil	748	292
Criminal	1,701	800
Other	1,248	751
Total	3,697	1,843

Jan --- Apr Filings



1,386 2015 1,843 2016

Jan --- Apr Filings

	2015	2016	% Change	Trending
Civil	271	292	7.7%	▲
Criminal	641	800	24.8%	▲
Other	474	751	58.4%	▲
Total	1,386	1,843	33.0%	▲

	Jan	Feb	Mar	Apr	May	Jun	Jul	Aug	Sep	Oct	Nov	Dec	Thru Apr	% Change	Trending	Total
2015	364	294	408	320	291	287	281	239	327	307	305	274	1,386			3,697
2016	410	502	553	378	-	-	-	-	-	-	-	-	1,843	33.0%	▲	1,843

		Jan	Feb	Mar	Apr	May	Jun	Jul	Aug	Sep	Oct	Nov	Dec	Thru Apr	% Change	Trending	Total
Administrative Law	2015	-	-	-	1	-	-	-	-	-	-	-	-	1			1
	2016	-	1	-	-	-	-	-	-	-	-	-	-	1	0.0%	↔	1
Contested Divorce	2015	7	12	9	9	12	9	6	5	9	3	5	8	37			94
	2016	4	7	8	12	-	-	-	-	-	-	-	-	31	-16.2%	▼	31
Domestic and Family - Level 1	2015	2	6	5	1	1	4	6	4	4	1	7	-	14			41
	2016	3	9	2	3	-	-	-	-	-	-	-	-	17	21.4%	▲	17
Domestic and Family - Level 2	2015	1	3	1	-	1	3	1	1	2	-	2	-	5			15
	2016	2	4	-	1	-	-	-	-	-	-	-	-	7	40.0%	▲	7
General Civil - Level 1	2015	-	-	1	1	2	-	-	-	-	-	1	1	2			6
	2016	9	4	6	9	8	1	3	7	5	17	6	11	28			86
General Civil - Level 2	2015	7	7	4	5	-	-	-	-	-	-	-	-	23	-17.9%	▼	23
	2016	1	7	9	5	8	1	3	5	5	7	2	2	22			55
General Civil - Level 3	2015	9	16	5	6	-	-	-	-	-	-	-	-	36	63.6%	▲	36
	2016	125	114	90	115	64	61	83	41	124	88	73	97	444			1,075
Miscellaneous	2015	190	200	158	205	-	-	-	-	-	-	-	-	753	69.6%	▲	753
	2016	46	18	65	38	34	39	32	47	35	43	53	53	167			503
Misdemeanor	2015	42	75	48	30	-	-	-	-	-	-	-	-	195	16.8%	▲	195
	2016	147	58	138	105	114	42	75	90	85	71	118	69	448			1,112
Non-Capital Felonies and Related Matters	2015	122	115	275	61	-	-	-	-	-	-	-	-	573	27.9%	▲	573
	2016	14	37	41	17	25	103	36	12	38	45	12	15	109			395
Other	2015	16	38	27	18	-	-	-	-	-	-	-	-	99	-9.2%	▼	99
	2016	2	7	16	1	8	7	5	8	6	13	13	4	26			90
Other Criminally Related Matters	2015	6	8	9	10	-	-	-	-	-	-	-	-	33	26.9%	▲	33
	2016	-	-	1	1	1	-	-	-	-	-	-	-	2			3
Probates/Wills and Trusts - Level 1	2015	-	2	1	-	-	-	-	-	-	-	-	-	3	50.0%	▲	3
	2016	1	1	3	1	3	1	5	2	2	4	-	-	6			23
Probates/Wills and Trusts - Level 2	2015	1	2	1	7	-	-	-	-	-	-	-	-	11	83.3%	▲	11
	2016	-	-	-	-	-	-	-	-	-	-	-	1	0			1
Protective Orders	2015	9	27	23	16	10	16	26	17	12	15	13	13	75	0.0%	↔	197
	2016	8	18	15	20	-	-	-	-	-	-	-	-	61	-18.7%	▼	61
Uncontested Divorce	2015																
	2016																

Court: Patrick Circuit

Start/End Date: Jan-15 / Apr-16

2015 Average Month: 110

Jan-Apr 2015: 448

Filings Trending: ▲

Circuit/Court ID: 21

221141


Type of Case: Filings

2016 Average Month:142

Jan-Apr 2016 : 569

Overall AVG. Month: 118

Monthly Summary



Jan 15-Apr 16

Totals

	2015	2016
Civil	255	78
Criminal	651	261
Other	409	230
Total	1,315	569

Jan --- Apr Filings

448

569

2015

2016

Jan --- Apr Filings

	2015	2016	% Change	Trending
Civil	113	78	-31.0%	▼
Criminal	214	261	22.0%	▲
Other	121	230	90.1%	▲
Total	448	569	27.0%	▲

	Jan	Feb	Mar	Apr	May	Jun	Jul	Aug	Sep	Oct	Nov	Dec	Thru Apr	% Change	Trending	Total
2015	63	146	141	98	119	115	77	116	93	169	77	101	448			1,315
2016	95	249	115	110	-	-	-	-	-	-	-	-	569	27.0%	▲	569

		Jan	Feb	Mar	Apr	May	Jun	Jul	Aug	Sep	Oct	Nov	Dec	Thru Apr	% Change	Trending	Total
Contested Divorce	2015	4	1	1	1	1	4	4	3	1	1	2	3	7			26
	2016	3	2	3	-	-	-	-	-	-	-	-	-	8	14.3%	▲	8
Domestic and Family - Level 1	2015	1	6	-	-	2	1	2	-	1	2	1	-	7			16
	2016	-	3	-	-	-	-	-	-	-	-	-	-	3	-57.1%	▼	3
Domestic and Family - Level 2	2015	-	1	-	3	1	1	-	-	-	-	-	1	4			7
	2016	-	-	1	1	-	-	-	-	-	-	-	-	2	-50.0%	▼	2
General Civil - Level 1	2015	1	-	-	1	-	-	-	-	-	-	-	-	2			2
General Civil - Level 2	2015	4	1	1	2	-	2	1	1	1	2	-	1	8			16
	2016	1	1	-	1	-	-	-	-	-	-	-	-	3	-62.5%	▼	3
General Civil - Level 3	2015	5	2	1	2	-	3	3	2	4	1	2	3	10			28
	2016	1	7	2	2	-	-	-	-	-	-	-	-	12	20.0%	▲	12
Miscellaneous	2015	10	64	56	31	44	54	9	85	15	48	36	36	161			488
	2016	36	127	52	35	-	-	-	-	-	-	-	-	250	55.3%	▲	250
Misdemeanor	2015	5	11	33	20	18	11	14	7	17	29	9	11	69			185
	2016	9	25	22	13	-	-	-	-	-	-	-	-	69	0.0%	↔	69
Non-Capital Felonies and Related Matters	2015	16	45	41	14	36	33	16	15	48	47	9	38	116			358
	2016	35	66	28	33	-	-	-	-	-	-	-	-	162	39.7%	▲	162
Other Criminally Related Matters	2015	11	8	-	10	14	-	23	1	-	30	9	2	29			108
	2016	2	11	-	17	-	-	-	-	-	-	-	-	30	3.4%	▲	30
Probates/Wills and Trusts - Lev	2015	-	-	-	-	-	-	-	-	-	-	1	-	0			1
Probates/Wills and Trusts - Level 2	2015	-	-	-	2	-	-	1	-	-	2	-	1	2	0.0%	↔	6
	2016	-	-	1	-	-	-	-	-	-	-	-	-	1	-50.0%	▼	1
Protective Orders	2015	-	-	-	1	-	-	-	-	-	-	-	-	1			1
Uncontested Divorce	2015	6	7	8	11	3	6	4	2	6	7	8	5	32			73
	2016	8	7	6	8	-	-	-	-	-	-	-	-	29	-9.4%	▼	29

Court: Martinsville Circuit

Start/End Date: Jan-15 / Apr-16

2015 Average Month: 146

Jan-Apr 2015: 535

Filings Trending: ↔

Circuit/Court ID: 21

221690


Type of Case: Filings

2016 Average Month:136

Jan-Apr 2016 : 542

Overall AVG. Month: 144

Monthly Summary



Jan 15-Apr 16

Totals

	2015	2016
Civil	268	59
Criminal	1,258	392
Other	228	91
Total	1,754	542

Jan --- Apr Filings

535

2015

542

2016

Jan --- Apr Filings

	2015	2016	% Change	Trending
Civil	92	59	-35.9%	▼
Criminal	358	392	9.5%	▲
Other	85	91	7.1%	▲
Total	535	542	1.3%	▲

	Jan	Feb	Mar	Apr	May	Jun	Jul	Aug	Sep	Oct	Nov	Dec	Thru Apr	% Change	Trending	Total
2015	130	116	117	172	223	131	256	102	105	136	181	85	535			1,754
2016	74	280	110	78	-	-	-	-	-	-	-	-	542	1.3%	▲	542

		Jan	Feb	Mar	Apr	May	Jun	Jul	Aug	Sep	Oct	Nov	Dec	Thru Apr	% Change	Trending	Total
Administrative Law	2015	-	-	-	-	-	-	1	-	-	-	-	-	0			1
Contested Divorce	2015	1	2	1	4	3	2	3	2	-	4	1	-	8	0.0%	↔	23
	2016	3	2	-	1	-	-	-	-	-	-	-	-	6	-25.0%	▼	6
Domestic and Family - Level 1	2015	-	1	2	1	-	6	-	-	-	8	-	4	4			22
Domestic and Family - Level 2	2015	-	1	-	-	-	-	-	-	-	2	1	-	1			4
	2016	5	1	-	-	-	-	-	-	-	-	-	-	6	500.0%	▲	6
General Civil - Level 1	2015	3	-	2	-	1	-	1	-	1	-	-	-	5			8
General Civil - Level 2	2015	3	2	1	5	-	2	1	3	7	1	1	2	11			28
	2016	1	2	1	2	-	-	-	-	-	-	-	-	6	-45.5%	▼	6
General Civil - Level 3	2015	1	1	1	-	1	-	1	-	-	4	-	2	3			11
	2016	2	2	-	2	-	-	-	-	-	-	-	-	6	100.0%	▲	6
Miscellaneous	2015	15	11	15	9	11	16	25	19	13	18	14	16	50			182
	2016	14	10	26	10	-	-	-	-	-	-	-	-	60	20.0%	▲	60
Misdemeanor	2015	23	12	17	27	22	18	100	29	19	27	40	15	79			349
	2016	9	28	15	9	-	-	-	-	-	-	-	-	61	-22.8%	▼	61
Non-Capital Felonies and Related Matters	2015	55	67	32	83	167	67	96	29	48	52	110	35	237			841
	2016	25	209	50	34	-	-	-	-	-	-	-	-	318	34.2%	▲	318
Other	2015	18	8	15	21	9	11	10	14	9	10	9	7	62			141
	2016	11	16	5	15	-	-	-	-	-	-	-	-	47	-24.2%	▼	47
Other Criminally Related Matters	2015	8	4	19	11	3	3	5	2	5	2	4	3	42			69
	2016	1	6	5	2	-	-	-	-	-	-	-	-	14	-66.7%	▼	14
Probates/Wills and Trusts - Level 2	2015	1	-	-	1	1	2	2	-	1	-	-	-	2			8
	2016	1	2	1	-	-	-	-	-	-	-	-	-	4	100.0%	▲	4
Uncontested Divorce	2015	2	7	12	10	5	4	11	4	2	8	1	1	31			67
	2016	2	2	7	3	-	-	-	-	-	-	-	-	14	-54.8%	▼	14

Court: Franklin County Circuit

Start/End Date: Jan-15 / Apr-16

2015 Average Month: 315

Jan-Apr 2015: 1,231

Filings Trending: ▲

Circuit/Court ID: 22

222067


Type of Case: Filings

2016 Average Month:390

Jan-Apr 2016 : 1,561

Overall AVG. Month: 334

Monthly Summary



Jan 15-Apr 16

Totals

	2015	2016
Civil	822	242
Criminal	1,861	796
Other	1,096	523
Total	3,779	1,561

Jan --- Apr Filings

1,231

2015

1,561

2016

Jan --- Apr Filings

	2015	2016	% Change	Trending
Civil	262	242	-7.6%	▼
Criminal	638	796	24.8%	▲
Other	331	523	58.0%	▲
Total	1,231	1,561	26.8%	▲

	Jan	Feb	Mar	Apr	May	Jun	Jul	Aug	Sep	Oct	Nov	Dec	Thru Apr	% Change	Trending	Total
2015	286	219	418	308	355	272	238	326	372	260	337	388	1,231			3,779
2016	353	339	573	296	-	-	-	-	-	-	-	-	1,561	26.8%	▲	1,561

		Jan	Feb	Mar	Apr	May	Jun	Jul	Aug	Sep	Oct	Nov	Dec	Thru Apr	% Change	Trending	Total
Administrative Law	2015	-	-	2	-	-	-	-	-	-	-	-	-	2			2
Capital Murder	2015	-	2	-	-	-	-	-	-	-	-	-	-	2			2
Contested Divorce	2015	8	9	7	8	5	10	5	5	5	6	6	2	32			76
	2016	7	6	7	6	-	-	-	-	-	-	-	-	26	-18.8%	▼	26
Domestic and Family - Level 1	2015	12	10	13	8	6	10	5	17	15	8	5	32	43			141
	2016	2	5	4	22	-	-	-	-	-	-	-	-	33	-23.3%	▼	33
Domestic and Family - Level 2	2015	1	-	2	3	4	1	2	3	-	3	2	-	6			21
	2016	3	5	3	4	-	-	-	-	-	-	-	-	15	150.0%	▲	15
General Civil - Level 1	2015	-	-	1	-	1	-	1	-	1	-	1	-	1			5
	2016	-	-	1	-	-	-	-	-	-	-	-	-	1	0.0%	↔	1
General Civil - Level 2	2015	5	9	5	6	11	11	5	12	6	6	8	8	25			92
	2016	5	3	5	12	-	-	-	-	-	-	-	-	25	0.0%	↔	25
General Civil - Level 3	2015	2	5	3	4	9	8	12	11	14	5	7	15	14			95
	2016	1	3	4	5	-	-	-	-	-	-	-	-	13	-7.1%	▼	13
Miscellaneous	2015	102	84	109	107	81	65	89	113	135	104	98	199	402			1,286
	2016	182	174	145	82	-	-	-	-	-	-	-	-	583	45.0%	▲	583
Misdemeanor	2015	33	30	91	51	74	19	35	45	50	30	41	42	205			541
	2016	53	44	97	71	-	-	-	-	-	-	-	-	265	29.3%	▲	265
Non-Capital Felonies and Related Matters	2015	112	56	153	100	140	133	62	96	119	76	148	66	421			1,261
	2016	80	78	287	71	-	-	-	-	-	-	-	-	516	22.6%	▲	516
Other	2015	-	-	1	2	2	1	-	-	1	1	1	-	3			9
	2016	1	-	-	1	-	-	-	-	-	-	-	-	2	-33.3%	▼	2
Other Criminally Related Matters	2015	1	3	5	1	3	1	10	7	4	8	5	10	10			58
	2016	5	4	2	5	-	-	-	-	-	-	-	-	16	60.0%	▲	16
Probates/Wills and Trusts - Lev	2015	-	-	-	1	1	1	-	-	-	-	-	-	1			3
Probates/Wills and Trusts - Level 2	2015	-	-	3	1	-	1	1	1	2	2	1	1	4			13
	2016	3	1	-	2	-	-	-	-	-	-	-	-	6	50.0%	▲	6
Uncontested Divorce	2015	10	11	23	16	18	11	11	16	20	11	14	13	60			174
	2016	11	16	18	15	-	-	-	-	-	-	-	-	60	0.0%	↔	60

Court: Pittsylvania Circuit

Start/End Date: Jan-15 / Apr-16

2015 Average Month: 311

Jan-Apr 2015: 1,249

Filings Trending: ▲

Circuit/Court ID: 22

222143


Type of Case: Filings

2016 Average Month:460

Jan-Apr 2016 : 1,841

Overall AVG. Month: 348

Monthly Summary



Jan 15-Apr 16

Totals

	2015	2016
Civil	696	247
Criminal	1,342	523
Other	1,695	1,071
Total	3,733	1,841

Jan --- Apr Filings

1,249

2015

1,841

2016

Jan --- Apr Filings

	2015	2016	% Change	Trending
Civil	234	247	5.6%	▲
Criminal	502	523	4.2%	▲
Other	513	1,071	108.8%	▲
Total	1,249	1,841	47.4%	▲

	Jan	Feb	Mar	Apr	May	Jun	Jul	Aug	Sep	Oct	Nov	Dec	Thru Apr	% Change	Trending	Total
2015	233	355	317	344	203	263	267	338	390	342	319	362	1,249			3,733
2016	423	561	490	367	-	-	-	-	-	-	-	-	1,841	47.4%	▲	1,841

		Jan	Feb	Mar	Apr	May	Jun	Jul	Aug	Sep	Oct	Nov	Dec	Thru Apr	% Change	Trending	Total
Administrative Law	2015	-	-	-	-	1	-	-	1	-	1	-	-	0			3
Capital Murder	2015	-	-	-	-	-	-	-	-	-	-	-	1	0	0.0%	↔	1
Contested Divorce	2015	3	5	6	7	5	5	7	10	9	6	3	4	21	0.0%	↔	70
	2016	2	2	6	4	-	-	-	-	-	-	-	-	14	-33.3%	▼	14
Domestic and Family - Level 1	2015	2	5	17	2	1	6	5	14	29	9	10	1	26			101
	2016	6	35	23	6	-	-	-	-	-	-	-	-	70	169.2%	▲	70
Domestic and Family - Level 2	2015	1	1	-	2	-	-	4	3	1	9	4	1	4			26
	2016	2	3	1	1	-	-	-	-	-	-	-	-	7	75.0%	▲	7
General Civil - Level 1	2015	-	2	1	-	-	-	-	-	1	2	-	1	3			7
	2016	-	-	1	-	-	-	-	-	-	-	-	-	1	-66.7%	▼	1
General Civil - Level 2	2015	4	11	4	7	5	5	5	3	7	4	1	6	26			62
	2016	-	5	7	5	-	-	-	-	-	-	-	-	17	-34.6%	▼	17
General Civil - Level 3	2015	-	19	7	2	2	8	10	8	8	4	2	3	28			73
	2016	4	2	4	5	-	-	-	-	-	-	-	-	15	-46.4%	▼	15
Miscellaneous	2015	111	103	137	102	90	93	113	134	167	151	137	218	453			1,556
	2016	269	321	245	156	-	-	-	-	-	-	-	-	991	118.8%	▲	991
Misdemeanor	2015	13	42	18	48	16	31	19	33	31	39	27	22	121			339
	2016	30	29	27	28	-	-	-	-	-	-	-	-	114	-5.8%	▼	114
Non-Capital Felonies and Related Matters	2015	53	103	79	124	34	69	58	79	95	79	97	70	359			940
	2016	44	97	118	127	-	-	-	-	-	-	-	-	386	7.5%	▲	386
Other	2015	28	40	28	31	23	31	24	26	26	24	18	24	127			323
	2016	50	43	26	25	-	-	-	-	-	-	-	-	144	13.4%	▲	144
Other Criminally Related Matters	2015	8	3	6	5	10	1	5	6	2	6	8	4	22			64
	2016	7	7	9	2	-	-	-	-	-	-	-	-	25	13.6%	▲	25
Probates/Wills and Trusts - Lev	2015	-	-	-	-	-	-	-	-	1	-	-	-	0			1
Probates/Wills and Trusts - Level 2	2015	-	1	4	1	1	2	1	2	-	2	-	2	6	0.0%	↔	16
	2016	-	2	1	1	-	-	-	-	-	-	-	-	4	-33.3%	▼	4
Uncontested Divorce	2015	10	20	10	13	15	12	16	19	13	6	12	5	53			151
	2016	9	15	22	7	-	-	-	-	-	-	-	-	53	0.0%	↔	53

Court: Danville Circuit

Start/End Date: Jan-15 / Apr-16

2015 Average Month: 331

Jan-Apr 2015: 1,277

Filings Trending: ▲

Circuit/Court ID: 22

222590


Type of Case: Filings

2016 Average Month:405

Jan-Apr 2016 : 1,620

Overall AVG. Month: 350

Monthly Summary



Jan 15-Apr 16

Totals

	2015	2016
Civil	641	233
Criminal	2,926	1,061
Other	406	326
Total	3,973	1,620

Jan --- Apr Filings

1,277

2015

1,620

2016

Jan --- Apr Filings

	2015	2016	% Change	Trending
Civil	197	233	18.3%	▲
Criminal	940	1,061	12.9%	▲
Other	140	326	132.9%	▲
Total	1,277	1,620	26.9%	▲

	Jan	Feb	Mar	Apr	May	Jun	Jul	Aug	Sep	Oct	Nov	Dec	Thru Apr	% Change	Trending	Total
2015	232	264	376	405	259	366	273	507	221	400	340	330	1,277			3,973
2016	412	427	433	348	-	-	-	-	-	-	-	-	1,620	26.9%	▲	1,620

		Jan	Feb	Mar	Apr	May	Jun	Jul	Aug	Sep	Oct	Nov	Dec	Thru Apr	% Change	Trending	Total
Administrative Law	2015	-	-	-	-	-	-	-	1	1	-	-	4	0			6
	2016	5	8	2	3	-	-	-	-	-	-	-	-	18	0.0%	↔	18
Capital Murder	2015	-	-	-	1	-	-	-	-	-	-	-	-	1			1
	2016	3	5	3	3	2	-	6	3	5	3	1	1	14			35
Contested Divorce	2015	2	4	5	4	-	-	-	-	-	-	-	-	15	7.1%	▲	15
	2016	2	4	5	4	-	-	-	-	-	-	-	-	15	7.1%	▲	15
Domestic and Family - Level 1	2015	5	5	5	10	8	8	5	20	5	10	9	8	25			98
	2016	13	10	17	3	-	-	-	-	-	-	-	-	43	72.0%	▲	43
Domestic and Family - Level 2	2015	3	1	4	3	9	6	3	8	5	5	7	4	11			58
	2016	5	4	3	4	-	-	-	-	-	-	-	-	16	45.5%	▲	16
General Civil - Level 1	2015	-	-	-	1	1	-	-	-	-	-	1	1	1			4
	2016	2	-	1	1	-	-	-	-	-	-	-	-	4	300.0%	▲	4
General Civil - Level 2	2015	3	5	3	5	3	8	6	6	3	11	5	10	16			68
	2016	4	2	3	8	-	-	-	-	-	-	-	-	17	6.3%	▲	17
General Civil - Level 3	2015	10	7	2	1	6	5	8	10	7	7	5	5	20			73
	2016	1	5	14	6	-	-	-	-	-	-	-	-	26	30.0%	▲	26
Miscellaneous	2015	40	52	58	45	35	40	49	41	57	62	42	56	195			577
	2016	74	92	161	64	-	-	-	-	-	-	-	-	391	100.5%	▲	391
Misdemeanor	2015	41	85	58	140	34	160	54	115	36	109	110	126	324			1,068
	2016	49	126	51	96	-	-	-	-	-	-	-	-	322	-0.6%	▼	322
Non-Capital Felonies and Related Matters	2015	111	92	217	172	148	121	121	278	91	181	146	106	592			1,784
	2016	249	160	162	142	-	-	-	-	-	-	-	-	713	20.4%	▲	713
Other	2015	-	-	-	-	-	-	-	1	-	-	-	3	0			4
	2016	6	2	8	10	1	7	7	16	4	4	8	4	26	0.0%	↔	77
Other Criminally Related Matters	2015	4	9	6	6	-	-	-	-	-	-	-	-	25	-3.8%	▼	25
	2016	-	-	-	-	1	-	-	-	-	-	-	-	0			1
Probates/Wills and Trusts - Level 1	2015	-	-	-	-	-	-	-	-	-	-	-	-	2	0.0%	↔	2
	2016	-	-	-	2	-	-	-	-	-	-	-	-	2	0.0%	↔	2
Probates/Wills and Trusts - Level 2	2015	2	-	3	1	3	-	2	-	1	1	-	2	6			15
	2016	-	-	-	1	-	-	-	-	-	-	-	-	1	-83.3%	▼	1
Protective Orders	2015	1	-	-	-	-	1	2	-	1	1	-	-	1			6
	2016	2	1	-	-	-	-	-	-	-	-	-	-	3	200.0%	▲	3
Uncontested Divorce	2015	7	10	15	14	8	10	10	8	5	6	6	-	46			99
	2016	2	6	8	7	-	-	-	-	-	-	-	-	23	-50.0%	▼	23

Court: Roanoke County Circuit

Start/End Date: Jan-15 / Apr-16

2015 Average Month: 383

Jan-Apr 2015: 1,398

Filings Trending: ▲

Circuit/Court ID: 23

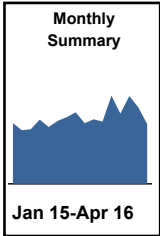
223161

Type of Case: Filings

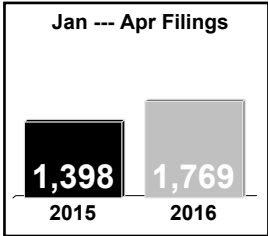
2016 Average Month:442

Jan-Apr 2016 : 1,769

Overall AVG. Month: 398



Totals		
	2015	2016
Civil	1,081	372
Criminal	1,791	630
Other	1,729	767
Total	4,601	1,769



Jan --- Apr Filings				
	2015	2016	% Change	Trending
Civil	397	372	-6.3%	▼
Criminal	498	630	26.5%	▲
Other	503	767	52.5%	▲
Total	1,398	1,769	26.5%	▲

	Jan	Feb	Mar	Apr	May	Jun	Jul	Aug	Sep	Oct	Nov	Dec	Thru Apr	% Change	Trending	Total
2015	365	321	327	385	342	378	400	429	364	387	374	529	1,398			4,601
2016	421	528	461	359	-	-	-	-	-	-	-	-	1,769	26.5%	▲	1,769

		Jan	Feb	Mar	Apr	May	Jun	Jul	Aug	Sep	Oct	Nov	Dec	Thru Apr	% Change	Trending	Total
Administrative Law	2015	-	1	1	-	-	1	1	1	2	-	-	-	2			7
	2016	2	-	-	2	-	-	-	-	-	-	-	-	4	100.0%	▲	4
Contested Divorce	2015	12	10	14	8	12	7	9	13	12	8	10	7	44			122
	2016	6	6	13	16	-	-	-	-	-	-	-	-	41	-6.8%	▼	41
Domestic and Family - Level 1	2015	9	3	26	15	13	5	5	6	21	12	3	5	53			123
	2016	8	15	9	3	-	-	-	-	-	-	-	-	35	-34.0%	▼	35
Domestic and Family - Level 2	2015	3	3	7	7	5	8	2	2	1	4	4	2	20			48
	2016	-	2	5	1	-	-	-	-	-	-	-	-	8	-60.0%	▼	8
General Civil - Level 1	2015	-	1	-	-	-	1	1	3	1	2	-	-	1			9
	2016	1	-	-	-	-	-	-	-	-	-	-	-	1	0.0%	↔	1
General Civil - Level 2	2015	12	10	16	11	16	11	10	12	12	6	7	11	49			134
	2016	9	6	9	12	-	-	-	-	-	-	-	-	36	-26.5%	▼	36
General Civil - Level 3	2015	15	7	4	3	6	6	9	6	7	7	6	4	29			80
	2016	1	19	5	3	-	-	-	-	-	-	-	-	28	-3.4%	▼	28
Miscellaneous	2015	186	137	135	136	122	103	170	145	163	171	163	340	594			1,971
	2016	264	232	220	159	-	-	-	-	-	-	-	-	875	47.3%	▲	875
Misdemeanor	2015	9	17	19	43	35	45	29	49	30	21	51	39	88			387
	2016	21	54	46	31	-	-	-	-	-	-	-	-	152	72.7%	▲	152
Non-Capital Felonies and Related Matters	2015	86	104	65	131	86	140	119	160	83	126	92	90	386			1,282
	2016	83	148	117	92	-	-	-	-	-	-	-	-	440	14.0%	▲	440
Other	2015	1	1	-	-	-	2	2	-	-	1	1	1	2			9
	2016	-	3	-	1	-	-	-	-	-	-	-	-	4	100.0%	▲	4
Other Criminally Related Matters	2015	4	4	9	9	15	18	17	13	10	8	13	4	26			124
	2016	7	12	9	12	-	-	-	-	-	-	-	-	40	53.8%	▲	40
Probates/Wills and Trusts - Level 1	2015	2	-	-	1	1	-	-	-	-	-	-	1	3			5
	2016	1	1	-	-	-	-	-	-	-	-	-	-	2	-33.3%	▼	2
Probates/Wills and Trusts - Level 2	2015	9	6	7	2	13	1	3	4	4	3	2	8	24			62
	2016	4	1	3	6	-	-	-	-	-	-	-	-	14	-41.7%	▼	14
Protective Orders	2015	-	-	-	-	-	-	1	-	-	-	-	-	0			1
Uncontested Divorce	2015	17	17	24	19	18	30	22	15	18	18	22	17	77	0.0%	↔	237
	2016	14	29	25	21	-	-	-	-	-	-	-	-	89	15.6%	▲	89

Court: Roanoke Circuit

Start/End Date: Jan-15 / Apr-16

2015 Average Month: 424

Jan-Apr 2015: 1,683

Filings Trending: ▲

Circuit/Court ID: 23

223770


Type of Case: Filings

2016 Average Month:455

Jan-Apr 2016 : 1,821

Overall AVG. Month: 432

Monthly Summary

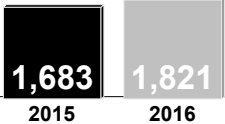


Jan 15-Apr 16

Totals

	2015	2016
Civil	1,690	593
Criminal	2,394	817
Other	1,005	411
Total	5,089	1,821

Jan --- Apr Filings



1,683 2015 1,821 2016

Jan --- Apr Filings

	2015	2016	% Change	Trending
Civil	554	593	7.0%	▲
Criminal	810	817	0.9%	▲
Other	319	411	28.8%	▲
Total	1,683	1,821	8.2%	▲

	Jan	Feb	Mar	Apr	May	Jun	Jul	Aug	Sep	Oct	Nov	Dec	Thru Apr	% Change	Trending	Total
2015	418	402	452	411	384	434	466	395	482	448	322	475	1,683			5,089
2016	428	469	548	376	-	-	-	-	-	-	-	-	1,821	8.2%	▲	1,821

		Jan	Feb	Mar	Apr	May	Jun	Jul	Aug	Sep	Oct	Nov	Dec	Thru Apr	% Change	Trending	Total
Administrative Law	2015	-	-	1	1	1	-	2	-	-	1	-	3	2			9
	2016	3	1	1	-	-	-	-	-	-	-	-	-	5	150.0%	▲	5
Contested Divorce	2015	8	7	15	12	8	10	17	4	11	16	10	7	42			125
	2016	14	9	10	20	-	-	-	-	-	-	-	-	53	26.2%	▲	53
Domestic and Family - Level 1	2015	2	11	10	26	11	18	11	5	45	24	6	25	49			194
	2016	6	9	10	20	-	-	-	-	-	-	-	-	45	-8.2%	▼	45
Domestic and Family - Level 2	2015	6	2	4	2	4	3	1	2	2	2	2	2	14			32
	2016	2	3	5	2	-	-	-	-	-	-	-	-	12	-14.3%	▼	12
General Civil - Level 1	2015	5	6	5	5	6	3	2	1	3	8	2	3	21			49
	2016	12	6	9	1	-	-	-	-	-	-	-	-	28	33.3%	▲	28
General Civil - Level 2	2015	29	12	21	13	24	26	26	19	17	26	19	25	75			257
	2016	23	18	31	13	-	-	-	-	-	-	-	-	85	13.3%	▲	85
General Civil - Level 3	2015	6	7	5	8	14	4	12	11	10	7	17	11	26			112
	2016	8	10	11	7	-	-	-	-	-	-	-	-	36	38.5%	▲	36
Miscellaneous	2015	130	128	122	122	116	84	119	113	145	132	99	177	502			1,487
	2016	159	149	183	115	-	-	-	-	-	-	-	-	606	20.7%	▲	606
Misdemeanor	2015	30	27	21	26	22	45	29	21	26	32	25	25	104			329
	2016	22	28	26	18	-	-	-	-	-	-	-	-	94	-9.6%	▼	94
Non-Capital Felonies and Related Matters	2015	150	162	191	147	125	173	161	163	165	165	109	164	650			1,875
	2016	135	183	225	117	-	-	-	-	-	-	-	-	660	1.5%	▲	660
Other	2015	5	2	3	-	5	5	29	3	1	2	4	1	10			60
	2016	-	2	2	1	-	-	-	-	-	-	-	-	5	-50.0%	▼	5
Other Criminally Related Matters	2015	19	9	11	18	16	23	18	15	24	10	13	16	57			192
	2016	17	15	8	26	-	-	-	-	-	-	-	-	66	15.8%	▲	66
Probates/Wills and Trusts - Level 1	2015	-	1	-	1	-	1	1	-	1	-	-	-	2			5
	2016	-	-	-	1	-	-	-	-	-	-	-	-	1	-50.0%	▼	1
Probates/Wills and Trusts - Level 2	2015	1	7	1	3	4	4	3	2	3	2	1	1	12			32
	2016	1	8	2	3	-	-	-	-	-	-	-	-	14	16.7%	▲	14
Uncontested Divorce	2015	27	21	42	27	28	35	35	36	29	21	15	15	117			331
	2016	26	28	25	32	-	-	-	-	-	-	-	-	111	-5.1%	▼	111

Court: Salem Circuit

Start/End Date: Jan-15 / Apr-16

2015 Average Month: 117

Jan-Apr 2015: 434

Filings Trending: ▲

Circuit/Court ID: 23

223775


Type of Case: Filings

2016 Average Month:153

Jan-Apr 2016 : 611

Overall AVG. Month: 126

Monthly Summary

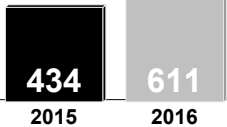


Jan 15-Apr 16

Totals

	2015	2016
Civil	338	132
Criminal	681	306
Other	380	173
Total	1,399	611

Jan --- Apr Filings



434 2015 611 2016

Jan --- Apr Filings

	2015	2016	% Change	Trending
Civil	135	132	-2.2%	▼
Criminal	179	306	70.9%	▲
Other	120	173	44.2%	▲
Total	434	611	40.8%	▲

	Jan	Feb	Mar	Apr	May	Jun	Jul	Aug	Sep	Oct	Nov	Dec	Thru Apr	% Change	Trending	Total
2015	76	122	118	118	115	136	115	138	115	111	115	120	434			1,399
2016	158	144	164	145	-	-	-	-	-	-	-	-	611	40.8%	▲	611

		Jan	Feb	Mar	Apr	May	Jun	Jul	Aug	Sep	Oct	Nov	Dec	Thru Apr	% Change	Trending	Total
Administrative Law	2016	-	-	1	-	-	-	-	-	-	-	-	-	1			1
Contested Divorce	2015	4	6	2	5	1	10	4	10	5	1	2	4	17			54
	2016	4	6	6	7	-	-	-	-	-	-	-	-	23	35.3%	▲	23
Domestic and Family - Level 1	2015	-	-	-	-	1	-	-	-	-	-	-	-	0			1
Domestic and Family - Level 2	2015	-	1	4	2	1	-	-	-	-	-	2	-	7	0.0%	↔	10
	2016	-	-	2	1	-	-	-	-	-	-	-	-	3	-57.1%	▼	3
General Civil - Level 1	2015	1	-	1	1	1	-	2	-	-	-	-	1	3			7
	2016	-	1	-	-	-	-	-	-	-	-	-	-	1	-66.7%	▼	1
General Civil - Level 2	2015	3	6	2	8	1	8	5	6	11	7	4	6	19			67
	2016	1	3	8	5	-	-	-	-	-	-	-	-	17	-10.5%	▼	17
General Civil - Level 3	2015	2	1	2	3	2	1	1	-	3	-	2	1	8			18
	2016	1	2	3	1	-	-	-	-	-	-	-	-	7	-12.5%	▼	7
Miscellaneous	2015	41	42	48	42	23	21	20	40	45	45	49	68	173			484
	2016	60	52	53	52	-	-	-	-	-	-	-	-	217	25.4%	▲	217
Misdemeanor	2015	1	6	10	9	14	9	2	7	3	9	6	4	26			80
	2016	9	8	4	5	-	-	-	-	-	-	-	-	26	0.0%	↔	26
Non-Capital Felonies and Related Matters	2015	19	49	41	40	63	78	68	62	39	44	41	31	149			575
	2016	69	62	74	64	-	-	-	-	-	-	-	-	269	80.5%	▲	269
Other Criminally Related Matters	2015	3	2	-	1	2	2	2	7	1	2	5	1	6			28
	2016	4	3	3	1	-	-	-	-	-	-	-	-	11	83.3%	▲	11
Probates/Wills and Trusts - Level 2	2015	-	1	2	1	2	1	1	-	1	-	-	1	4			10
	2016	2	2	3	2	-	-	-	-	-	-	-	-	9	125.0%	▲	9
Uncontested Divorce	2015	2	8	6	6	4	6	10	6	7	3	4	3	22			65
	2016	8	5	7	7	-	-	-	-	-	-	-	-	27	22.7%	▲	27

Court: Amherst Circuit

Start/End Date: Jan-15 / Apr-16

2015 Average Month: 172

Jan-Apr 2015: 665

Filings Trending: ↔

Circuit/Court ID: 24

224009


Type of Case: Filings

2016 Average Month:166

Jan-Apr 2016 : 662

Overall AVG. Month: 170

Monthly Summary



Jan 15-Apr 16

Totals

	2015	2016
Civil	329	122
Criminal	900	189
Other	831	351
Total	2,060	662

Jan --- Apr Filings

665

2015

662

2016

Jan --- Apr Filings

	2015	2016	% Change	Trending
Civil	121	122	0.8%	▲
Criminal	266	189	-28.9%	▼
Other	278	351	26.3%	▲
Total	665	662	-	↔

	Jan	Feb	Mar	Apr	May	Jun	Jul	Aug	Sep	Oct	Nov	Dec	Thru Apr	% Change	Trending	Total
2015	133	164	141	227	111	188	154	174	109	298	103	258	665			2,060
2016	140	203	156	163	-	-	-	-	-	-	-	-	662	-0.5%	▼	662

		Jan	Feb	Mar	Apr	May	Jun	Jul	Aug	Sep	Oct	Nov	Dec	Thru Apr	% Change	Trending	Total
Administrative Law	2015	-	-	-	-	1	-	-	-	1	-	-	-	0			2
Contested Divorce	2015	3	-	2	1	-	2	4	2	-	3	-	3	6	0.0%	↔	20
	2016	1	2	5	1	-	-	-	-	-	-	-	-	9	50.0%	▲	9
Domestic and Family - Level 1	2015	-	-	-	-	-	-	-	-	3	5	6	-	0			14
	2016	5	9	5	9	-	-	-	-	-	-	-	-	28	0.0%	↔	28
Domestic and Family - Level 2	2015	1	1	-	2	3	-	-	-	-	-	-	-	4			7
	2016	-	-	3	1	-	-	-	-	-	-	-	-	4	0.0%	↔	4
General Civil - Level 1	2015	1	-	-	-	1	-	-	1	-	-	-	1	1			4
General Civil - Level 2	2015	2	4	8	6	6	4	6	5	5	5	5	2	20			58
	2016	-	3	2	5	-	-	-	-	-	-	-	-	10	-50.0%	▼	10
General Civil - Level 3	2015	7	2	2	3	1	-	-	1	2	2	1	-	14			21
	2016	6	1	2	9	-	-	-	-	-	-	-	-	18	28.6%	▲	18
Miscellaneous	2015	55	52	78	59	40	47	66	54	46	55	47	121	244			720
	2016	88	106	85	47	-	-	-	-	-	-	-	-	326	33.6%	▲	326
Misdemeanor	2015	8	12	6	32	6	29	15	24	5	23	4	28	58			192
	2016	4	15	9	29	-	-	-	-	-	-	-	-	57	-1.7%	▼	57
Non-Capital Felonies and Related Matters	2015	30	62	14	93	18	71	23	59	31	186	18	73	199			678
	2016	1	46	19	51	-	-	-	-	-	-	-	-	117	-41.2%	▼	117
Other	2015	16	19	21	18	21	24	28	20	9	11	17	19	74			223
	2016	29	14	17	-	-	-	-	-	-	-	-	-	60	-18.9%	▼	60
Other Criminally Related Matters	2015	1	3	1	4	2	4	4	2	2	2	2	3	9			30
	2016	2	3	6	4	-	-	-	-	-	-	-	-	15	66.7%	▲	15
Probates/Wills and Trusts - Lev	2015	-	1	-	1	-	-	1	-	-	-	-	-	2			3
Probates/Wills and Trusts - Level 2	2015	5	1	2	-	1	-	1	-	-	-	-	-	8			10
	2016	-	1	-	-	-	-	-	-	-	-	-	-	1	-87.5%	▼	1
Uncontested Divorce	2015	4	7	7	8	11	7	6	6	5	6	3	8	26			78
	2016	4	3	3	7	-	-	-	-	-	-	-	-	17	-34.6%	▼	17

Court: Bedford Circuit

Start/End Date: Jan-15 / Apr-16

2015 Average Month: 315

Jan-Apr 2015: 1,102

Filings Trending: ▲

Circuit/Court ID: 24

224019


Type of Case: Filings

2016 Average Month:430

Jan-Apr 2016 : 1,718

Overall AVG. Month: 344

Monthly Summary



Jan 15-Apr 16

Totals

	2015	2016
Civil	833	325
Criminal	836	361
Other	2,111	1,032
Total	3,780	1,718

Jan --- Apr Filings

1,102

2015

1,718

2016

Jan --- Apr Filings

	2015	2016	% Change	Trending
Civil	297	325	9.4%	▲
Criminal	262	361	37.8%	▲
Other	543	1,032	90.1%	▲
Total	1,102	1,718	55.9%	▲

	Jan	Feb	Mar	Apr	May	Jun	Jul	Aug	Sep	Oct	Nov	Dec	Thru Apr	% Change	Trending	Total
2015	252	278	298	274	265	286	283	302	363	330	277	572	1,102			3,780
2016	461	501	412	344	-	-	-	-	-	-	-	-	1,718	55.9%	▲	1,718

		Jan	Feb	Mar	Apr	May	Jun	Jul	Aug	Sep	Oct	Nov	Dec	Thru Apr	% Change	Trending	Total
Administrative Law	2016	-	-	1	-	-	-	-	-	-	-	-	-	1			1
Contested Divorce	2015	7	11	13	6	11	9	5	4	8	5	8	6	37			93
	2016	7	8	10	15	-	-	-	-	-	-	-	-	40	8.1%	▲	40
Domestic and Family - Level 1	2015	8	6	11	6	3	9	13	10	9	4	3	11	31			93
	2016	2	20	12	14	-	-	-	-	-	-	-	-	48	54.8%	▲	48
Domestic and Family - Level 2	2015	1	4	4	3	6	5	5	6	3	8	6	2	12			53
	2016	2	7	5	1	-	-	-	-	-	-	-	-	15	25.0%	▲	15
General Civil - Level 1	2015	-	-	1	-	-	1	-	-	-	1	1	-	1			4
General Civil - Level 2	2015	10	8	14	6	11	16	6	14	9	7	4	9	38			114
	2016	7	12	13	12	-	-	-	-	-	-	-	-	44	15.8%	▲	44
General Civil - Level 3	2015	7	9	4	-	5	2	3	10	6	4	3	2	20			55
	2016	6	5	8	6	-	-	-	-	-	-	-	-	25	25.0%	▲	25
Miscellaneous	2015	143	145	152	161	153	152	151	184	202	203	169	478	601			2,293
	2016	350	298	256	184	-	-	-	-	-	-	-	-	1,088	81.0%	▲	1,088
Misdemeanor	2015	9	15	11	8	16	10	16	5	10	29	14	12	43			155
	2016	19	32	21	16	-	-	-	-	-	-	-	-	88	104.7%	▲	88
Non-Capital Felonies and Related Matters	2015	31	48	54	47	35	48	53	41	86	43	30	35	180			551
	2016	39	96	65	52	-	-	-	-	-	-	-	-	252	40.0%	▲	252
Other	2015	-	2	-	1	1	-	1	-	-	2	1	2	3			10
	2016	-	1	1	1	-	-	-	-	-	-	-	-	3	0.0%	↔	3
Other Criminally Related Matters	2015	17	7	6	10	8	12	10	10	14	10	23	5	40			132
	2016	11	5	3	3	-	-	-	-	-	-	-	-	22	-45.0%	▼	22
Probates/Wills and Trusts - Level 1	2015	-	-	-	1	1	-	-	1	-	2	1	-	1			6
	2016	-	-	-	12	-	-	-	-	-	-	-	-	12	1,100.0%	▲	12
Probates/Wills and Trusts - Level 2	2015	7	4	3	2	1	6	4	5	3	1	4	1	16			41
	2016	3	4	3	6	-	-	-	-	-	-	-	-	16	0.0%	↔	16
Uncontested Divorce	2015	12	19	25	23	14	16	16	12	13	11	10	9	79			180
	2016	15	13	14	22	-	-	-	-	-	-	-	-	64	-19.0%	▼	64

Court: Campbell Circuit

Start/End Date: Jan-15 / Apr-16

2015 Average Month: 260

Jan-Apr 2015: 927

Filings Trending: ▲

Circuit/Court ID: 24

224031


Type of Case: Filings

2016 Average Month:289

Jan-Apr 2016 : 1,155

Overall AVG. Month: 268

Monthly Summary



Jan 15-Apr 16

Totals

	2015	2016
Civil	657	252
Criminal	1,148	262
Other	1,320	641
Total	3,125	1,155

Jan --- Apr Filings

927

2015

1,155

2016

Jan --- Apr Filings

	2015	2016	% Change	Trending
Civil	240	252	5.0%	▲
Criminal	338	262	-22.5%	▼
Other	349	641	83.7%	▲
Total	927	1,155	24.6%	▲

	Jan	Feb	Mar	Apr	May	Jun	Jul	Aug	Sep	Oct	Nov	Dec	Thru Apr	% Change	Trending	Total
2015	240	241	250	196	237	217	265	229	281	203	284	482	927			3,125
2016	311	276	355	213	-	-	-	-	-	-	-	-	1,155	24.6%	▲	1,155

		Jan	Feb	Mar	Apr	May	Jun	Jul	Aug	Sep	Oct	Nov	Dec	Thru Apr	% Change	Trending	Total
Contested Divorce	2015	3	9	5	5	6	7	4	3	8	3	6	6	22			65
	2016	3	3	11	6	-	-	-	-	-	-	-	-	23	4.5%	▲	23
Domestic and Family - Level 1	2015	4	8	1	6	3	7	5	8	1	6	1	12	19			62
	2016	4	2	14	8	-	-	-	-	-	-	-	-	28	47.4%	▲	28
Domestic and Family - Level 2	2015	1	4	3	5	1	5	4	1	1	1	7	-	13			33
	2016	1	-	3	1	-	-	-	-	-	-	-	-	5	-61.5%	▼	5
General Civil - Level 1	2015	-	-	-	1	1	-	-	-	2	1	1	-	1			6
	2016	-	-	2	-	-	-	-	-	-	-	-	-	2	100.0%	▲	2
General Civil - Level 2	2015	14	9	6	13	13	9	10	11	14	3	7	11	42			120
	2016	6	9	3	12	-	-	-	-	-	-	-	-	30	-28.6%	▼	30
General Civil - Level 3	2015	3	3	16	6	4	3	4	3	11	3	6	6	28			68
	2016	12	1	1	15	-	-	-	-	-	-	-	-	29	3.6%	▲	29
Miscellaneous	2015	104	103	115	82	92	81	90	112	124	112	125	327	404			1,467
	2016	193	190	185	128	-	-	-	-	-	-	-	-	696	72.3%	▲	696
Misdemeanor	2015	20	23	30	15	23	24	33	27	28	28	35	35	88			321
	2016	22	26	41	10	-	-	-	-	-	-	-	-	99	12.5%	▲	99
Non-Capital Felonies and Related Matters	2015	77	65	48	46	81	57	95	47	69	33	83	70	236			771
	2016	49	25	63	17	-	-	-	-	-	-	-	-	154	-34.7%	▼	154
Other	2015	1	-	2	1	1	-	3	6	-	-	1	2	4			17
	2016	4	2	8	1	-	-	-	-	-	-	-	-	15	275.0%	▲	15
Other Criminally Related Matters	2015	5	2	4	3	3	12	5	6	9	3	1	3	14			56
	2016	1	1	6	2	-	-	-	-	-	-	-	-	10	-28.6%	▼	10
Probates/Wills and Trusts - Level 1	2015	-	-	1	-	-	-	-	-	-	-	1	-	1			2
	2016	1	-	3	-	-	-	-	-	-	-	-	-	4	300.0%	▲	4
Probates/Wills and Trusts - Level 2	2015	-	-	1	-	1	1	3	1	-	1	-	-	1			8
	2016	2	3	5	-	-	-	-	-	-	-	-	-	10	900.0%	▲	10
Protective Orders	2015	-	-	-	-	-	1	-	-	-	-	-	-	0			1
	2016	1	-	-	-	-	-	-	-	-	-	-	-	1	0.0%	↔	1
Uncontested Divorce	2015	8	15	18	13	8	10	9	4	14	9	10	10	54			128
	2016	12	14	10	13	-	-	-	-	-	-	-	-	49	-9.3%	▼	49

Court: Nelson Circuit

Start/End Date: Jan-15 / Apr-16

2015 Average Month: 89

Jan-Apr 2015: 334

Filings Trending: ▼

Circuit/Court ID: 24

224125


Type of Case: Filings

2016 Average Month:81

Jan-Apr 2016 : 324

Overall AVG. Month: 87

Monthly Summary



Jan 15-Apr 16

Totals

	2015	2016
Civil	405	78
Criminal	397	132
Other	267	114
Total	1,069	324

Jan --- Apr Filings

334

2015

324

2016

Jan --- Apr Filings

	2015	2016	% Change	Trending
Civil	149	78	-47.7%	▼
Criminal	101	132	30.7%	▲
Other	84	114	35.7%	▲
Total	334	324	-3.0%	▼

	Jan	Feb	Mar	Apr	May	Jun	Jul	Aug	Sep	Oct	Nov	Dec	Thru Apr	% Change	Trending	Total
2015	137	70	56	71	112	112	97	103	93	65	73	80	334			1,069
2016	79	90	87	68	-	-	-	-	-	-	-	-	324	-3.0%	▼	324

		Jan	Feb	Mar	Apr	May	Jun	Jul	Aug	Sep	Oct	Nov	Dec	Thru Apr	% Change	Trending	Total
Administrative Law	2015	-	-	-	-	-	-	1	-	-	-	-	-	0			1
Contested Divorce	2015	-	2	3	10	4	6	4	2	8	2	6	1	15	0.0%	↔	48
	2016	1	1	3	1	-	-	-	-	-	-	-	-	6	-60.0%	▼	6
Domestic and Family - Level 1	2015	-	2	-	1	3	1	1	1	-	3	3	1	3			16
Domestic and Family - Level 2	2015	-	-	-	1	1	-	-	-	1	-	-	5	1			8
	2016	-	-	2	-	-	-	-	-	-	-	-	-	2	100.0%	▲	2
General Civil - Level 1	2015	-	-	2	-	-	-	-	-	-	-	-	-	2			2
	2016	-	1	-	-	-	-	-	-	-	-	-	-	1	-50.0%	▼	1
General Civil - Level 2	2015	50	3	6	2	3	28	10	29	2	2	3	-	61			138
	2016	1	12	2	2	-	-	-	-	-	-	-	-	17	-72.1%	▼	17
General Civil - Level 3	2015	16	10	-	1	-	3	-	1	2	2	4	-	27			39
	2016	1	4	3	1	-	-	-	-	-	-	-	-	9	-66.7%	▼	9
Miscellaneous	2015	23	27	28	27	15	27	22	27	21	36	33	55	105			341
	2016	45	37	29	27	-	-	-	-	-	-	-	-	138	31.4%	▲	138
Misdemeanor	2015	2	1	5	1	15	17	26	14	6	5	6	3	9			101
	2016	13	8	14	10	-	-	-	-	-	-	-	-	45	400.0%	▲	45
Non-Capital Felonies and Related Matters	2015	19	21	6	13	53	10	22	17	14	12	7	9	59			203
	2016	15	23	19	19	-	-	-	-	-	-	-	-	76	28.8%	▲	76
Other	2015	1	1	-	-	1	-	1	1	-	1	-	2	2			8
Other Criminally Related Matters	2015	24	-	-	9	11	8	3	4	27	2	4	1	33			93
	2016	1	1	8	1	-	-	-	-	-	-	-	-	11	-66.7%	▼	11
Probates/Wills and Trusts - Level 1	2015	-	-	-	-	-	-	-	-	-	-	1	1	0			2
	2016	-	-	-	2	-	-	-	-	-	-	-	-	2	0.0%	↔	2
Probates/Wills and Trusts - Lev	2015	-	-	-	-	1	1	-	-	-	-	1	-	0			3
Uncontested Divorce	2015	2	3	6	6	5	11	7	7	12	-	5	2	17	0.0%	↔	66
	2016	2	3	7	5	-	-	-	-	-	-	-	-	17	0.0%	↔	17

Court: Lynchburg Circuit

Start/End Date: Jan-15 / Apr-16

2015 Average Month: 356

Jan-Apr 2015: 1,364

Filings Trending: ▲

Circuit/Court ID: 24

224680


Type of Case: Filings

2016 Average Month:432

Jan-Apr 2016 : 1,728

Overall AVG. Month: 375

Monthly Summary




Jan 15-Apr 16

Totals

	2015	2016
Civil	1,378	481
Criminal	2,133	849
Other	766	398
Total	4,277	1,728

Jan --- Apr Filings



1,364 2015 1,728 2016

Jan --- Apr Filings

	2015	2016	% Change	Trending
Civil	500	481	-3.8%	▼
Criminal	657	849	29.2%	▲
Other	207	398	92.3%	▲
Total	1,364	1,728	26.7%	▲

	Jan	Feb	Mar	Apr	May	Jun	Jul	Aug	Sep	Oct	Nov	Dec	Thru Apr	% Change	Trending	Total
2015	368	334	327	335	295	304	403	309	421	397	282	502	1,364			4,277
2016	412	510	436	370	-	-	-	-	-	-	-	-	1,728	26.7%	▲	1,728

		Jan	Feb	Mar	Apr	May	Jun	Jul	Aug	Sep	Oct	Nov	Dec	Thru Apr	% Change	Trending	Total
Administrative Law	2015	-	-	-	-	1	-	-	-	-	-	-	-	0			1
	2016	1	-	1	-	-	-	-	-	-	-	-	-	2	0.0%	↔	2
Contested Divorce	2015	8	11	12	10	10	12	10	14	3	7	7	11	41			115
	2016	3	12	7	14	-	-	-	-	-	-	-	-	36	-12.2%	▼	36
Domestic and Family - Level 1	2015	6	15	17	42	32	11	6	15	50	22	11	22	80			249
	2016	38	34	10	15	-	-	-	-	-	-	-	-	97	21.3%	▲	97
Domestic and Family - Level 2	2015	2	1	4	4	3	1	1	1	2	4	1	2	11			26
	2016	4	15	2	4	-	-	-	-	-	-	-	-	25	127.3%	▲	25
General Civil - Level 1	2015	4	2	3	2	-	3	4	3	8	-	1	4	11			34
	2016	1	-	2	3	-	-	-	-	-	-	-	-	6	-45.5%	▼	6
General Civil - Level 2	2015	11	14	11	15	15	11	10	12	21	9	11	4	51			144
	2016	14	15	13	13	-	-	-	-	-	-	-	-	55	7.8%	▲	55
General Civil - Level 3	2015	8	8	6	7	7	7	4	5	11	8	3	4	29			78
	2016	5	7	6	4	-	-	-	-	-	-	-	-	22	-24.1%	▼	22
Miscellaneous	2015	98	81	98	81	65	80	89	69	108	75	84	218	358			1,146
	2016	140	141	129	88	-	-	-	-	-	-	-	-	498	39.1%	▲	498
Misdemeanor	2015	64	31	28	21	33	33	57	36	50	61	40	26	144			480
	2016	40	65	61	51	-	-	-	-	-	-	-	-	217	50.7%	▲	217
Non-Capital Felonies and Related Matters	2015	132	125	110	113	83	98	189	112	130	175	87	180	480			1,534
	2016	144	177	157	125	-	-	-	-	-	-	-	-	603	25.6%	▲	603
Other	2015	3	3	7	2	2	4	2	4	3	4	5	2	15			41
	2016	1	-	2	6	-	-	-	-	-	-	-	-	9	-40.0%	▼	9
Other Criminally Related Matters	2015	3	15	7	9	9	15	8	12	17	12	6	9	34			122
	2016	2	5	13	12	-	-	-	-	-	-	-	-	32	-5.9%	▼	32
Probates/Wills and Trusts - Level 1	2015	1	-	-	-	-	-	-	-	-	-	-	-	1			1
	2016	-	-	1	-	-	-	-	-	-	-	-	-	1	0.0%	↔	1
Probates/Wills and Trusts - Level 2	2015	3	3	-	2	4	1	1	2	3	2	2	2	8			25
	2016	1	2	5	2	-	-	-	-	-	-	-	-	10	25.0%	▲	10
Protective Orders	2015	-	-	-	-	-	1	-	-	-	-	-	-	0			1
	2016	-	4	-	-	-	-	-	-	-	-	-	-	4	0.0%	↔	4
Uncontested Divorce	2015	25	25	24	27	31	27	22	24	15	18	24	18	101			280
	2016	18	33	27	33	-	-	-	-	-	-	-	-	111	9.9%	▲	111

Court: Alleghany Circuit

Start/End Date: Jan-15 / Apr-16

2015 Average Month: 155

Jan-Apr 2015: 737

Filings Trending: ▲

Circuit/Court ID: 25

225005

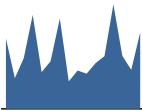
Type of Case: Filings

2016 Average Month:205

Jan-Apr 2016 : 819

Overall AVG. Month: 167

Monthly Summary



Jan 15-Apr 16

Totals

	2015	2016
Civil	306	92
Criminal	1,049	512
Other	503	215
Total	1,858	819

Jan --- Apr Filings

737

819

2015

2016

Jan --- Apr Filings

	2015	2016	% Change	Trending
Civil	87	92	5.7%	▲
Criminal	501	512	2.2%	▲
Other	149	215	44.3%	▲
Total	737	819	11.1%	▲

	Jan	Feb	Mar	Apr	May	Jun	Jul	Aug	Sep	Oct	Nov	Dec	Thru Apr	% Change	Trending	Total
2015	211	92	152	282	110	143	271	82	115	105	137	158	737			1,858
2016	314	159	117	229	-	-	-	-	-	-	-	-	819	11.1%	▲	819

		Jan	Feb	Mar	Apr	May	Jun	Jul	Aug	Sep	Oct	Nov	Dec	Thru Apr	% Change	Trending	Total
Administrative Law	2015	-	-	-	-	-	-	1	-	-	-	-	-	0			1
Contested Divorce	2015	-	6	2	-	3	2	2	2	-	-	4	-	8	0.0%	↔	21
	2016	1	2	3	1	-	-	-	-	-	-	-	-	7	-12.5%	▼	7
Domestic and Family - Level 1	2015	-	1	5	1	-	2	-	-	-	1	-	-	7			10
	2016	-	1	1	-	-	-	-	-	-	-	-	-	2	-71.4%	▼	2
Domestic and Family - Level 2	2015	-	1	1	3	1	2	-	-	-	4	1	1	5			14
	2016	1	-	1	-	-	-	-	-	-	-	-	-	2	-60.0%	▼	2
General Civil - Level 1	2015	2	-	-	1	1	2	-	-	1	-	3	-	3			10
General Civil - Level 2	2015	1	2	4	1	2	4	3	1	2	4	5	1	8			30
	2016	-	5	1	2	-	-	-	-	-	-	-	-	8	0.0%	↔	8
General Civil - Level 3	2015	2	-	-	1	1	8	11	4	1	3	6	-	3			37
	2016	7	-	-	2	-	-	-	-	-	-	-	-	9	200.0%	▲	9
Miscellaneous	2015	37	58	55	23	33	44	44	42	58	57	52	96	173			599
	2016	50	86	57	41	-	-	-	-	-	-	-	-	234	35.3%	▲	234
Misdemeanor	2015	29	9	28	15	8	15	21	6	14	6	15	16	81			182
	2016	20	10	9	21	-	-	-	-	-	-	-	-	60	-25.9%	▼	60
Non-Capital Felonies and Related Matters	2015	131	9	44	228	44	56	183	21	29	22	45	34	412			846
	2016	229	44	27	150	-	-	-	-	-	-	-	-	450	9.2%	▲	450
Other	2015	-	-	1	-	1	-	-	1	1	1	-	3	1			8
	2016	1	1	9	1	-	-	-	-	-	-	-	-	12	1,100.0%	▲	12
Other Criminally Related Matters	2015	6	1	-	2	3	1	1	1	4	1	1	3	9			24
	2016	1	-	-	1	-	-	-	-	-	-	-	-	2	-77.8%	▼	2
Probates/Wills and Trusts - Level 2	2015	1	1	-	2	2	-	-	1	1	-	-	-	4			8
	2016	-	2	2	-	-	-	-	-	-	-	-	-	4	0.0%	↔	4
Uncontested Divorce	2015	2	4	12	5	11	7	5	3	4	6	5	4	23			68
	2016	4	8	7	10	-	-	-	-	-	-	-	-	29	26.1%	▲	29

Court: Augusta Circuit

Start/End Date: Jan-15 / Apr-16

2015 Average Month: 337

Jan-Apr 2015: 1,347

Filings Trending: ▲

Circuit/Court ID: 25

225015


Type of Case: Filings

2016 Average Month:385

Jan-Apr 2016 : 1,540

Overall AVG. Month: 349

Monthly Summary



Jan 15-Apr 16

Totals

	2015	2016
Civil	824	270
Criminal	1,611	508
Other	1,612	762
Total	4,047	1,540

Jan --- Apr Filings

1,347

2015

1,540

2016

Jan --- Apr Filings

	2015	2016	% Change	Trending
Civil	272	270	-0.7%	▼
Criminal	570	508	-10.9%	▼
Other	505	762	50.9%	▲
Total	1,347	1,540	14.3%	▲

	Jan	Feb	Mar	Apr	May	Jun	Jul	Aug	Sep	Oct	Nov	Dec	Thru Apr	% Change	Trending	Total
2015	433	261	317	336	287	295	343	335	333	273	353	481	1,347			4,047
2016	387	354	486	313	-	-	-	-	-	-	-	-	1,540	14.3%	▲	1,540

		Jan	Feb	Mar	Apr	May	Jun	Jul	Aug	Sep	Oct	Nov	Dec	Thru Apr	% Change	Trending	Total
Administrative Law	2015	-	-	1	-	1	-	2	-	2	-	-	-	1			6
	2016	1	1	1	2	-	-	-	-	-	-	-	-	5	400.0%	▲	5
Capital Murder	2015	1	-	-	-	-	-	-	-	-	-	-	-	1			1
	2016	6	7	5	5	3	5	9	5	8	5	2	4	23			64
Contested Divorce	2015	10	8	7	5	-	-	-	-	-	-	-	-	30	30.4%	▲	30
	2016	11	6	21	12	9	7	15	10	9	15	16	1	50			132
Domestic and Family - Level 1	2015	-	11	2	4	-	-	-	-	-	-	-	-	17	-66.0%	▼	17
	2016	1	8	11	7	9	3	5	4	7	8	3	6	27			72
Domestic and Family - Level 2	2015	5	4	4	6	-	-	-	-	-	-	-	-	19	-29.6%	▼	19
	2016	-	-	-	-	1	-	-	-	-	-	-	-	0			1
General Civil - Level 1	2015	1	1	-	-	-	-	-	-	-	-	-	-	2	0.0%	↔	2
	2016	8	7	10	6	5	13	13	23	3	10	4	2	31			104
General Civil - Level 2	2015	5	4	9	5	-	-	-	-	-	-	-	-	23	-25.8%	▼	23
	2016	5	1	1	5	7	6	3	8	5	4	8	4	12			57
General Civil - Level 3	2015	1	4	2	4	-	-	-	-	-	-	-	-	11	-8.3%	▼	11
	2016	134	128	128	128	129	114	129	117	120	103	152	306	518			1,688
Miscellaneous	2015	225	200	223	164	-	-	-	-	-	-	-	-	812	56.8%	▲	812
	2016	17	9	8	17	3	6	18	18	13	21	10	9	51			149
Misdemeanor	2015	19	11	19	18	-	-	-	-	-	-	-	-	67	31.4%	▲	67
	2016	219	67	105	121	84	126	123	125	146	88	139	99	512			1,442
Non-Capital Felonies and Related Matters	2015	89	83	188	71	-	-	-	-	-	-	-	-	431	-15.8%	▼	431
	2016	17	13	13	17	12	9	16	7	7	8	8	34	60			161
Other	2015	17	7	8	13	-	-	-	-	-	-	-	-	45	-25.0%	▼	45
	2016	1	2	1	3	4	2	-	2	3	2	2	-	7			22
Other Criminally Related Matters	2015	2	2	3	4	-	-	-	-	-	-	-	-	11	57.1%	▲	11
	2016	1	-	-	-	-	-	-	-	-	-	-	-	1			1
Probates/Wills and Trusts - Lev	2015	1	1	-	-	1	-	-	2	1	2	1	-	2			9
	2016	-	3	1	-	-	-	-	-	-	-	-	-	4	100.0%	▲	4
Probates/Wills and Trusts - Level 2	2015	11	12	13	15	19	4	10	14	9	7	8	16	51			138
	2016	12	15	19	17	-	-	-	-	-	-	-	-	63	23.5%	▲	63
Uncontested Divorce																	

Court: Bath Circuit

Start/End Date: Jan-15 / Apr-16

2015 Average Month: 23

Jan-Apr 2015: 90

Filings Trending: ▲

Circuit/Court ID: 25

225017


Type of Case: Filings

2016 Average Month:29

Jan-Apr 2016 : 117

Overall AVG. Month: 24

Monthly Summary



Jan 15-Apr 16

Totals

	2015	2016
Civil	57	15
Criminal	92	29
Other	122	73
Total	271	117

Jan --- Apr Filings

90

2015

117

2016

Jan --- Apr Filings

	2015	2016	% Change	Trending
Civil	17	15	-11.8%	▼
Criminal	29	29	-	↔
Other	44	73	65.9%	▲
Total	90	117	30.0%	▲

	Jan	Feb	Mar	Apr	May	Jun	Jul	Aug	Sep	Oct	Nov	Dec	Thru Apr	% Change	Trending	Total
2015	32	29	11	18	11	39	18	15	45	16	15	22	90			271
2016	31	26	30	30	-	-	-	-	-	-	-	-	117	30.0%	▲	117

		Jan	Feb	Mar	Apr	May	Jun	Jul	Aug	Sep	Oct	Nov	Dec	Thru Apr	% Change	Trending	Total
Contested Divorce	2015	1	1	1	1	1	-	-	1	-	1	1	-	4			8
	2016	-	1	1	-	-	-	-	-	-	-	-	-	2	-50.0%	▼	2
Domestic and Family - Level 1	2016	-	-	1	-	-	-	-	-	-	-	-	-	1			1
	2015	-	-	-	-	-	-	-	-	-	1	-	-	0			1
Domestic and Family - Level 2	2016	-	-	2	-	-	-	-	-	-	-	-	-	2	0.0%	↔	2
	2015	-	-	1	-	-	-	-	-	-	1	1	-	1			3
General Civil - Level 1	2015	-	1	-	2	-	1	1	-	4	1	2	1	3			13
	2016	-	-	2	-	-	-	-	-	-	-	-	-	2	-33.3%	▼	2
General Civil - Level 2	2015	-	-	-	-	-	-	-	-	-	1	1	-	0			2
	2016	-	1	-	-	-	-	-	-	-	-	-	-	1	0.0%	↔	1
General Civil - Level 3	2015	-	-	-	-	-	-	-	-	-	-	-	-	-			-
	2016	-	1	-	-	-	-	-	-	-	-	-	-	-			-
Miscellaneous	2015	6	27	9	8	8	9	13	9	17	10	10	13	50			139
	2016	20	23	22	12	-	-	-	-	-	-	-	-	77	54.0%	▲	77
Misdemeanor	2015	-	-	-	3	-	3	2	-	2	-	-	3	3			13
	2016	2	-	-	-	-	-	-	-	-	-	-	-	2	-33.3%	▼	2
Non-Capital Felonies and Related Matters	2015	22	-	-	3	-	24	2	2	20	-	-	4	25			77
	2016	7	-	2	18	-	-	-	-	-	-	-	-	27	8.0%	▲	27
Other Criminally Related Matter	2015	1	-	-	-	-	1	-	-	-	-	-	-	1			2
	2016	-	-	-	-	-	-	-	-	-	-	-	-	-			-
Probates/Wills and Trusts - Level 2	2015	1	-	-	1	-	-	-	1	-	-	-	-	2			3
	2016	-	1	-	-	-	-	-	-	-	-	-	-	1	-50.0%	▼	1
Uncontested Divorce	2015	1	-	-	-	2	1	-	2	2	1	-	1	1			10
	2016	2	-	-	-	-	-	-	-	-	-	-	-	2	100.0%	▲	2

Court: Botetourt Circuit

Start/End Date: Jan-15 / Apr-16

2015 Average Month: 162

Jan-Apr 2015: 600

Filings Trending: ▲

Circuit/Court ID: 25

225023


Type of Case: Filings

2016 Average Month:197

Jan-Apr 2016 : 786

Overall AVG. Month: 171

Monthly Summary



Jan 15-Apr 16

Totals

	2015	2016
Civil	343	132
Criminal	826	270
Other	775	384
Total	1,944	786

Jan --- Apr Filings

600

2015

786

2016

Jan --- Apr Filings

	2015	2016	% Change	Trending
Civil	127	132	3.9%	▲
Criminal	255	270	5.9%	▲
Other	218	384	76.1%	▲
Total	600	786	31.0%	▲

	Jan	Feb	Mar	Apr	May	Jun	Jul	Aug	Sep	Oct	Nov	Dec	Thru Apr	% Change	Trending	Total
2015	128	122	228	122	106	257	154	195	115	163	98	256	600			1,944
2016	214	172	266	134	-	-	-	-	-	-	-	-	786	31.0%	▲	786

		Jan	Feb	Mar	Apr	May	Jun	Jul	Aug	Sep	Oct	Nov	Dec	Thru Apr	% Change	Trending	Total
Administrative Law	2015	-	1	-	-	-	-	1	1	-	-	-	1	1			4
	2016	-	1	-	-	-	-	-	-	-	-	-	-	1	0.0%	↔	1
Contested Divorce	2015	5	4	1	2	5	1	5	6	3	2	-	3	12			37
	2016	3	4	1	2	-	-	-	-	-	-	-	-	10	-16.7%	▼	10
Domestic and Family - Level 1	2015	2	6	14	3	2	3	10	9	4	2	-	-	25			55
	2016	6	2	13	1	-	-	-	-	-	-	-	-	22	-12.0%	▼	22
Domestic and Family - Level 2	2015	-	-	1	-	1	-	-	1	-	-	-	2	1			5
	2016	-	-	-	1	-	-	-	-	-	-	-	-	1	0.0%	↔	1
General Civil - Level 1	2015	1	-	-	-	1	-	-	-	-	-	-	-	1			2
	2016	1	-	-	-	-	-	-	-	-	-	-	-	1	0.0%	↔	1
General Civil - Level 2	2015	8	1	6	4	3	11	1	3	2	1	3	1	19			44
	2016	7	2	3	6	-	-	-	-	-	-	-	-	18	-5.3%	▼	18
General Civil - Level 3	2015	1	3	3	4	3	3	2	1	3	3	2	2	11			30
	2016	1	2	8	3	-	-	-	-	-	-	-	-	14	27.3%	▲	14
Miscellaneous	2015	57	57	78	55	38	57	61	79	70	87	59	163	247			861
	2016	121	118	104	74	-	-	-	-	-	-	-	-	417	68.8%	▲	417
Misdemeanor	2015	17	12	24	9	13	32	8	32	9	9	7	17	62			189
	2016	11	7	21	11	-	-	-	-	-	-	-	-	50	-19.4%	▼	50
Non-Capital Felonies and Related Matters	2015	24	21	90	33	24	143	61	53	17	41	18	60	168			585
	2016	51	21	103	23	-	-	-	-	-	-	-	-	198	17.9%	▲	198
Other Criminally Related Matters	2015	5	11	4	5	6	1	2	4	1	7	3	3	25			52
	2016	7	8	4	3	-	-	-	-	-	-	-	-	22	-12.0%	▼	22
Probates/Wills and Trusts - Lev	2015	1	-	1	-	-	-	-	1	-	-	-	-	2			3
Probates/Wills and Trusts - Level 2	2015	-	2	-	1	-	1	-	-	-	2	1	-	3			7
	2016	-	1	-	-	-	-	-	-	-	-	-	-	1	-66.7%	▼	1
Uncontested Divorce	2015	7	4	6	6	10	5	3	5	6	9	5	4	23			70
	2016	6	6	9	10	-	-	-	-	-	-	-	-	31	34.8%	▲	31

Court: Craig Circuit

Start/End Date: Jan-15 / Apr-16

2015 Average Month: 29

Jan-Apr 2015: 97

Filings Trending: ▲

Circuit/Court ID: 25

225045


Type of Case: Filings

2016 Average Month:29

Jan-Apr 2016 : 117

Overall AVG. Month: 29

Monthly Summary

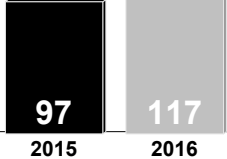


Jan 15-Apr 16

Totals

	2015	2016
Civil	57	23
Criminal	64	19
Other	223	75
Total	344	117

Jan --- Apr Filings



97 2015 117 2016

Jan --- Apr Filings

	2015	2016	% Change	Trending
Civil	15	23	53.3%	▲
Criminal	25	19	-24.0%	▼
Other	57	75	31.6%	▲
Total	97	117	20.6%	▲

	Jan	Feb	Mar	Apr	May	Jun	Jul	Aug	Sep	Oct	Nov	Dec	Thru Apr	% Change	Trending	Total
2015	23	24	19	31	25	31	19	28	35	39	30	40	97			344
2016	26	34	29	28	-	-	-	-	-	-	-	-	117	20.6%	▲	117

		Jan	Feb	Mar	Apr	May	Jun	Jul	Aug	Sep	Oct	Nov	Dec	Thru Apr	% Change	Trending	Total
Contested Divorce	2015	-	1	-	2	-	1	-	-	2	1	-	1	3			8
	2016	-	1	-	-	-	-	-	-	-	-	-	-	1	-66.7%	▼	1
Domestic and Family - Level 1	2015	-	-	-	2	-	4	1	3	-	-	1	-	2			11
	2016	-	1	-	1	-	-	-	-	-	-	-	-	2	0.0%	↔	2
General Civil - Level 1	2015	-	-	-	-	-	-	-	-	-	1	-	-	0			1
	2016	1	1	-	1	-	-	-	-	-	-	-	-	3	200.0%	▲	3
General Civil - Level 2	2015	-	-	1	-	-	1	1	-	1	1	-	1	1	0.0%	↔	6
	2016	1	1	-	1	-	-	-	-	-	-	-	-	3	200.0%	▲	3
General Civil - Level 3	2015	-	-	-	-	-	-	1	1	-	-	-	-	0			2
	2016	-	-	2	1	-	-	-	-	-	-	-	-	3	0.0%	↔	3
Miscellaneous	2015	19	13	16	15	20	18	14	20	28	23	20	35	63			241
	2016	20	24	20	18	-	-	-	-	-	-	-	-	82	30.2%	▲	82
Misdemeanor	2015	1	2	-	7	1	3	1	-	2	4	1	1	10			23
	2016	-	-	2	-	-	-	-	-	-	-	-	-	2	-80.0%	▼	2
Non-Capital Felonies and Related Matters	2015	2	8	1	4	2	2	1	2	2	8	8	-	15			40
	2016	4	3	4	6	-	-	-	-	-	-	-	-	17	13.3%	▲	17
Other Criminally Related Matter	2015	-	-	-	-	-	1	-	-	-	-	-	-	0			1
Probates/Wills and Trusts - Level 2	2015	-	-	-	-	-	-	-	-	-	-	-	1	0	0.0%	↔	1
	2016	-	1	-	-	-	-	-	-	-	-	-	-	1	0.0%	↔	1
Uncontested Divorce	2015	1	-	1	1	2	1	-	2	-	1	-	1	3			10
	2016	1	3	1	1	-	-	-	-	-	-	-	-	6	100.0%	▲	6

Court: Highland Circuit

Start/End Date: Jan-15 / Apr-16

2015 Average Month: 12

Jan-Apr 2015: 51

Filings Trending: ▲

Circuit/Court ID: 25

225091


Type of Case: Filings

2016 Average Month: 14

Jan-Apr 2016 : 54

Overall AVG. Month: 13

Monthly Summary



Jan 15-Apr 16

Totals

	2015	2016
Civil	40	10
Criminal	19	14
Other	89	30
Total	148	54

Jan --- Apr Filings

51

2015

54

2016

Jan --- Apr Filings

	2015	2016	% Change	Trending
Civil	13	10	-23.1%	▼
Criminal	9	14	55.6%	▲
Other	29	30	3.4%	▲
Total	51	54	5.9%	▲

	Jan	Feb	Mar	Apr	May	Jun	Jul	Aug	Sep	Oct	Nov	Dec	Thru Apr	% Change	Trending	Total
2015	14	13	8	16	3	15	19	8	10	7	10	25	51			148
2016	12	15	20	7	-	-	-	-	-	-	-	-	54	5.9%	▲	54

		Jan	Feb	Mar	Apr	May	Jun	Jul	Aug	Sep	Oct	Nov	Dec	Thru Apr	% Change	Trending	Total
Contested Divorce	2015	-	-	-	1	1	-	1	-	1	-	-	-	1			4
	2016	-	1	-	1	-	-	-	-	-	-	-	-	2	100.0%	▲	2
Domestic and Family - Level 2	2015	-	-	-	1	-	-	-	-	-	-	-	-	1			1
General Civil - Level 1	2015	-	-	1	-	-	-	-	-	-	-	-	-	1			1
General Civil - Level 2	2015	2	-	-	-	-	1	7	-	-	-	-	1	2			11
	2016	-	1	-	1	-	-	-	-	-	-	-	-	2	0.0%	↔	2
General Civil - Level 3	2015	-	-	-	-	-	1	-	-	-	-	-	1	0			2
	2016	8	13	7	7	2	11	10	8	8	6	9	16	35	0.0%	↔	105
Miscellaneous	2015	12	7	11	3	-	-	-	-	-	-	-	-	33	-5.7%	▼	33
	2016	-	-	-	4	-	-	1	-	-	-	1	1	4			7
Misdemeanor	2015	-	4	4	-	-	-	-	-	-	-	-	-	8	100.0%	▲	8
	2016	2	-	-	2	-	2	-	-	-	1	-	4	4			11
Non-Capital Felonies and Related Matters	2015	-	1	3	1	-	-	-	-	-	-	-	-	5	25.0%	▲	5
	2016	-	1	-	-	-	-	-	-	-	-	-	-	1			1
Other	2015	-	-	-	1	-	-	-	-	-	-	-	-	1			1
	2016	-	-	1	-	-	-	-	-	-	-	-	-	1	0.0%	↔	1
Other Criminally Related Matters	2015	2	-	-	-	-	-	-	-	1	-	-	2	2			5
	2016	-	-	1	1	-	-	-	-	-	-	-	-	2	0.0%	↔	2
Uncontested Divorce	2015	-	-	1	1	-	-	-	-	-	-	-	-	2			2
	2016	-	-	-	-	-	-	-	-	-	-	-	-	-			-

Court: Rockbridge Circuit

Start/End Date: Jan-15 / Apr-16

2015 Average Month: 162

Jan-Apr 2015: 550

Filings Trending: ▲

Circuit/Court ID: 25

225163


Type of Case: Filings

2016 Average Month:200

Jan-Apr 2016 : 799

Overall AVG. Month: 171

Monthly Summary



Jan 15-Apr 16

Totals

	2015	2016
Civil	344	133
Criminal	1,035	417
Other	563	249
Total	1,942	799

Jan --- Apr Filings

550

799

2015

2016

Jan --- Apr Filings

	2015	2016	% Change	Trending
Civil	118	133	12.7%	▲
Criminal	259	417	61.0%	▲
Other	173	249	43.9%	▲
Total	550	799	45.3%	▲

	Jan	Feb	Mar	Apr	May	Jun	Jul	Aug	Sep	Oct	Nov	Dec	Thru Apr	% Change	Trending	Total
2015	102	159	139	150	151	138	149	171	327	150	105	201	550			1,942
2016	166	209	225	199	-	-	-	-	-	-	-	-	799	45.3%	▲	799

		Jan	Feb	Mar	Apr	May	Jun	Jul	Aug	Sep	Oct	Nov	Dec	Thru Apr	% Change	Trending	Total
Administrative Law	2015	-	-	-	-	1	-	-	-	-	-	-	-	0			1
Contested Divorce	2015	3	2	3	3	-	4	-	1	6	4	2	-	11	0.0%	↔	28
	2016	-	6	10	4	-	-	-	-	-	-	-	-	20	81.8%	▲	20
Domestic and Family - Level 1	2015	2	-	3	-	3	5	2	6	2	1	2	3	5			29
	2016	-	3	-	-	-	-	-	-	-	-	-	-	3	-40.0%	▼	3
Domestic and Family - Level 2	2015	-	-	1	3	-	1	1	1	-	-	2	-	4			9
	2016	-	-	2	2	-	-	-	-	-	-	-	-	4	0.0%	↔	4
General Civil - Level 1	2015	-	-	-	-	1	-	1	1	-	-	-	-	0			3
General Civil - Level 2	2015	4	6	6	3	3	4	4	3	2	10	3	2	19	0.0%	↔	50
	2016	5	3	7	5	-	-	-	-	-	-	-	-	20	5.3%	▲	20
General Civil - Level 3	2015	2	1	1	4	4	3	3	1	3	3	5	4	8			34
	2016	5	5	4	2	-	-	-	-	-	-	-	-	16	100.0%	▲	16
Miscellaneous	2015	49	51	55	56	31	33	55	65	63	44	45	114	211			661
	2016	78	67	86	57	-	-	-	-	-	-	-	-	288	36.5%	▲	288
Misdemeanor	2015	13	28	19	30	21	25	17	25	19	17	15	24	90			253
	2016	11	40	39	43	-	-	-	-	-	-	-	-	133	47.8%	▲	133
Non-Capital Felonies and Related Matters	2015	17	57	34	43	71	48	53	53	224	62	14	41	151			717
	2016	55	77	62	75	-	-	-	-	-	-	-	-	269	78.1%	▲	269
Other	2015	-	1	2	-	-	-	-	-	-	-	1	-	3			4
	2016	-	-	-	1	-	-	-	-	-	-	-	-	1	-66.7%	▼	1
Other Criminally Related Matters	2015	4	6	6	2	5	3	10	6	3	3	13	5	18			66
	2016	3	4	3	5	-	-	-	-	-	-	-	-	15	-16.7%	▼	15
Probates/Wills and Trusts - Lev	2016	-	-	1	-	-	-	-	-	-	-	-	-	1			1
Probates/Wills and Trusts - Level 2	2015	1	1	-	-	1	1	1	4	2	1	-	1	2			13
	2016	-	-	1	-	-	-	-	-	-	-	-	-	1	-50.0%	▼	1
Uncontested Divorce	2015	7	6	9	6	10	11	2	5	3	5	3	7	28			74
	2016	9	4	10	5	-	-	-	-	-	-	-	-	28	0.0%	↔	28

Court: Buena Vista Circuit

Start/End Date: Jan-15 / Apr-16

2015 Average Month: 36

Jan-Apr 2015: 128

Filings Trending: ▲

Circuit/Court ID: 25

225530


Type of Case: Filings

2016 Average Month:52

Jan-Apr 2016 : 206

Overall AVG. Month: 40

Monthly Summary



Jan 15-Apr 16

Totals

	2015	2016
Civil	75	40
Criminal	253	114
Other	99	52
Total	427	206

Jan --- Apr Filings

128

2015

206

2016

Jan --- Apr Filings

	2015	2016	% Change	Trending
Civil	28	40	42.9%	▲
Criminal	77	114	48.1%	▲
Other	23	52	126.1%	▲
Total	128	206	60.9%	▲

	Jan	Feb	Mar	Apr	May	Jun	Jul	Aug	Sep	Oct	Nov	Dec	Thru Apr	% Change	Trending	Total
2015	40	26	31	31	23	24	25	28	102	20	26	51	128			427
2016	66	42	39	59	-	-	-	-	-	-	-	-	206	60.9%	▲	206

		Jan	Feb	Mar	Apr	May	Jun	Jul	Aug	Sep	Oct	Nov	Dec	Thru Apr	% Change	Trending	Total
Administrative Law	2016	1	-	-	-	-	-	-	-	-	-	-	-	1			1
Contested Divorce	2015	1	-	2	2	-	1	-	1	1	1	-	1	5			10
	2016	-	2	1	-	-	-	-	-	-	-	-	-	3	-40.0%	▼	3
Domestic and Family - Level 1	2015	-	-	1	-	1	-	2	-	2	1	2	1	1			10
	2016	1	1	-	-	-	-	-	-	-	-	-	-	2	100.0%	▲	2
Domestic and Family - Level 2	2015	-	-	-	1	1	-	-	-	-	-	-	1	1			3
	2016	-	-	3	-	-	-	-	-	-	-	-	-	3	200.0%	▲	3
General Civil - Level 1	2016	-	-	1	-	-	-	-	-	-	-	-	-	1			1
General Civil - Level 2	2015	-	-	-	-	1	-	-	-	-	1	-	2	0			4
	2016	-	-	-	2	-	-	-	-	-	-	-	-	2	0.0%	↔	2
General Civil - Level 3	2015	-	2	-	-	-	2	-	-	-	-	-	2	2			6
Miscellaneous	2015	4	11	7	8	6	6	8	9	14	7	7	25	30			112
	2016	17	13	19	16	-	-	-	-	-	-	-	-	65	116.7%	▲	65
Misdemeanor	2015	1	5	3	10	8	1	4	7	1	1	2	6	19			49
	2016	3	5	2	8	-	-	-	-	-	-	-	-	18	-5.3%	▼	18
Non-Capital Felonies and Related Matters	2015	31	4	15	5	1	12	10	8	82	7	12	11	55			198
	2016	40	18	10	25	-	-	-	-	-	-	-	-	93	69.1%	▲	93
Other	2015	-	-	-	-	1	-	-	-	-	-	1	-	0			2
Other Criminally Related Matters	2015	-	-	-	3	2	-	-	-	-	-	1	-	3	0.0%	↔	6
	2016	-	2	-	1	-	-	-	-	-	-	-	-	3	0.0%	↔	3
Probates/Wills and Trusts - Level 2	2015	1	1	3	-	-	-	-	-	1	-	-	-	5			6
	2016	1	-	-	1	-	-	-	-	-	-	-	-	2	-60.0%	▼	2
Uncontested Divorce	2015	2	3	-	2	2	2	1	3	1	2	1	2	7			21
	2016	3	1	3	6	-	-	-	-	-	-	-	-	13	85.7%	▲	13

Court: Staunton Circuit

Start/End Date: Jan-15 / Apr-16

2015 Average Month: 139

Jan-Apr 2015: 570

Filings Trending: ▲

Circuit/Court ID: 25

225790


Type of Case: Filings

2016 Average Month:155

Jan-Apr 2016 : 619

Overall AVG. Month: 143

Monthly Summary



Jan 15-Apr 16

Totals

	2015	2016
Civil	351	112
Criminal	967	371
Other	352	136
Total	1,670	619

Jan --- Apr Filings

570

2015

619

2016

Jan --- Apr Filings

	2015	2016	% Change	Trending
Civil	126	112	-11.1%	▼
Criminal	326	371	13.8%	▲
Other	118	136	15.3%	▲
Total	570	619	8.6%	▲

	Jan	Feb	Mar	Apr	May	Jun	Jul	Aug	Sep	Oct	Nov	Dec	Thru Apr	% Change	Trending	Total
2015	149	152	170	99	109	108	138	180	142	142	116	165	570			1,670
2016	168	168	136	147	-	-	-	-	-	-	-	-	619	8.6%	▲	619

		Jan	Feb	Mar	Apr	May	Jun	Jul	Aug	Sep	Oct	Nov	Dec	Thru Apr	% Change	Trending	Total
Administrative Law	2015	-	-	-	1	-	-	-	-	1	-	-	-	1			2
Contested Divorce	2015	2	4	1	1	1	2	4	2	2	1	2	1	8			23
	2016	-	1	3	7	-	-	-	-	-	-	-	-	11	37.5%	▲	11
Domestic and Family - Level 1	2015	-	1	15	1	-	5	2	1	2	6	1	1	17			35
	2016	-	6	5	5	-	-	-	-	-	-	-	-	16	-5.9%	▼	16
Domestic and Family - Level 2	2015	8	12	6	5	1	10	12	7	8	4	5	5	31			83
	2016	3	11	2	9	-	-	-	-	-	-	-	-	25	-19.4%	▼	25
General Civil - Level 1	2015	-	1	1	-	1	-	-	-	-	1	-	-	2			4
	2016	1	-	-	1	-	-	-	-	-	-	-	-	2	0.0%	↔	2
General Civil - Level 2	2015	2	-	2	3	1	3	1	1	1	5	1	3	7			23
	2016	-	2	-	2	-	-	-	-	-	-	-	-	4	-42.9%	▼	4
General Civil - Level 3	2015	3	-	4	2	2	3	1	1	-	2	-	2	9			20
	2016	2	3	3	-	-	-	-	-	-	-	-	-	8	-11.1%	▼	8
Miscellaneous	2015	35	36	33	26	23	18	34	28	43	22	27	63	130			388
	2016	43	34	42	25	-	-	-	-	-	-	-	-	144	10.8%	▲	144
Misdemeanor	2015	10	12	16	10	5	2	11	9	14	12	12	14	48			127
	2016	13	15	7	13	-	-	-	-	-	-	-	-	48	0.0%	↔	48
Non-Capital Felonies and Related Matters	2015	80	72	74	39	54	45	56	122	55	79	47	70	265			793
	2016	93	89	68	70	-	-	-	-	-	-	-	-	320	20.8%	▲	320
Other	2015	4	7	3	7	2	3	11	6	5	7	4	2	21			61
	2016	11	-	2	7	-	-	-	-	-	-	-	-	20	-4.8%	▼	20
Other Criminally Related Matters	2015	-	3	9	1	9	5	2	1	6	-	11	-	13			47
	2016	-	2	-	1	-	-	-	-	-	-	-	-	3	-76.9%	▼	3
Probates/Wills and Trusts - Level 2	2015	1	-	-	-	1	2	2	-	1	-	1	-	1			8
	2016	1	-	1	-	-	-	-	-	-	-	-	-	2	100.0%	▲	2
Protective Orders	2015	-	-	-	-	-	-	-	-	1	-	1	-	0			2
Uncontested Divorce	2015	4	4	6	3	9	10	2	2	3	3	4	4	17	0.0%	↔	54
	2016	1	5	3	7	-	-	-	-	-	-	-	-	16	-5.9%	▼	16

Court: Waynesboro Circuit

Start/End Date: Jan-15 / Apr-16

2015 Average Month: 150

Jan-Apr 2015: 660

Filings Trending: ▲

Circuit/Court ID: 25

225820


Type of Case: Filings

2016 Average Month:186

Jan-Apr 2016 : 742

Overall AVG. Month: 159

Monthly Summary



Jan 15-Apr 16

Totals

	2015	2016
Civil	560	238
Criminal	613	225
Other	625	279
Total	1,798	742

Jan --- Apr Filings

660

2015

742

2016

Jan --- Apr Filings

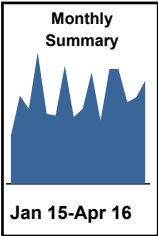
	2015	2016	% Change	Trending
Civil	206	238	15.5%	▲
Criminal	214	225	5.1%	▲
Other	240	279	16.3%	▲
Total	660	742	12.4%	▲

	Jan	Feb	Mar	Apr	May	Jun	Jul	Aug	Sep	Oct	Nov	Dec	Thru Apr	% Change	Trending	Total
2015	193	141	159	167	148	107	152	161	147	124	136	163	660			1,798
2016	152	207	204	179	-	-	-	-	-	-	-	-	742	12.4%	▲	742

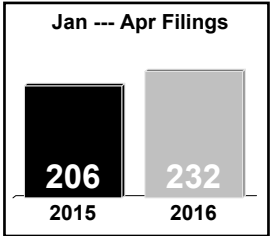
		Jan	Feb	Mar	Apr	May	Jun	Jul	Aug	Sep	Oct	Nov	Dec	Thru Apr	% Change	Trending	Total
Administrative Law	2016	1	-	-	-	-	-	-	-	-	-	-	-	1			1
Contested Divorce	2015	10	10	12	7	4	6	11	8	9	9	4	8	39			98
	2016	13	17	9	7	-	-	-	-	-	-	-	-	46	17.9%	▲	46
Domestic and Family - Level 1	2015	3	3	5	2	7	1	6	6	-	1	15	-	13			49
	2016	4	9	3	11	-	-	-	-	-	-	-	-	27	107.7%	▲	27
Domestic and Family - Level 2	2015	-	-	1	2	1	2	2	1	-	-	-	-	3			9
	2016	2	2	-	3	-	-	-	-	-	-	-	-	7	133.3%	▲	7
General Civil - Level 1	2015	-	-	-	-	-	-	1	-	-	-	-	-	0			1
	2016	1	-	-	-	-	-	-	-	-	-	-	-	1	0.0%	↔	1
General Civil - Level 2	2015	2	4	5	1	2	1	-	2	1	2	3	-	12			23
	2016	1	2	2	1	-	-	-	-	-	-	-	-	6	-50.0%	▼	6
General Civil - Level 3	2015	1	-	-	2	-	3	-	8	1	4	2	5	3			26
	2016	-	3	2	3	-	-	-	-	-	-	-	-	8	166.7%	▲	8
Miscellaneous	2015	36	25	23	25	27	28	28	23	38	24	24	57	109			358
	2016	36	34	43	34	-	-	-	-	-	-	-	-	147	34.9%	▲	147
Misdemeanor	2015	10	6	14	6	11	6	16	11	11	12	5	14	36			122
	2016	9	12	21	7	-	-	-	-	-	-	-	-	49	36.1%	▲	49
Non-Capital Felonies and Related Matters	2015	66	18	18	69	56	13	37	49	29	28	42	35	171			460
	2016	41	26	54	56	-	-	-	-	-	-	-	-	177	3.5%	▲	177
Other	2015	41	50	43	26	24	23	30	34	40	16	25	25	160			377
	2016	23	68	39	41	-	-	-	-	-	-	-	-	171	6.9%	▲	171
Other Criminally Related Matter	2015	-	-	1	6	1	4	3	1	5	7	2	1	7			31
Probates/Wills and Trusts - Level 1	2015	1	-	1	-	-	-	-	-	-	1	-	-	2			3
	2016	-	-	1	-	-	-	-	-	-	-	-	-	1	-50.0%	▼	1
Probates/Wills and Trusts - Level 2	2015	-	1	1	1	-	1	-	-	-	1	-	-	3			5
	2016	-	-	1	2	-	-	-	-	-	-	-	-	3	0.0%	↔	3
Uncontested Divorce	2015	23	24	35	20	15	19	18	18	13	19	14	18	102			236
	2016	21	34	29	14	-	-	-	-	-	-	-	-	98	-3.9%	▼	98

Court: Clarke Circuit
Start/End Date: Jan-15 / Apr-16
2015 Average Month: 52
Jan-Apr 2015: 206
Filings Trending: ▲

Circuit/Court ID: 26
226043
Type of Case: Filings
2016 Average Month:58
Jan-Apr 2016 : 232
Overall AVG. Month: 53



Totals		
	2015	2016
Civil	129	30
Criminal	232	98
Other	258	104
Total	619	232



Jan --- Apr Filings				
	2015	2016	% Change	Trending
Civil	48	30	-37.5%	▼
Criminal	76	98	28.9%	▲
Other	82	104	26.8%	▲
Total	206	232	12.6%	▲

	Jan	Feb	Mar	Apr	May	Jun	Jul	Aug	Sep	Oct	Nov	Dec	Thru Apr	% Change	Trending	Total
2015	29	53	45	79	42	41	71	40	45	67	38	69	206			619
2016	69	49	52	62	-	-	-	-	-	-	-	-	232	12.6%	▲	232

		Jan	Feb	Mar	Apr	May	Jun	Jul	Aug	Sep	Oct	Nov	Dec	Thru Apr	% Change	Trending	Total
Contested Divorce	2015	-	3	3	1	4	-	1	-	1	-	2	1	7			16
	2016	1	2	2	1	-	-	-	-	-	-	-	-	6	-14.3%	▼	6
Domestic and Family - Level 1	2015	-	-	1	-	1	-	-	-	1	-	-	-	1			3
	2016	1	-	-	1	-	-	-	-	-	-	-	-	2	100.0%	▲	2
Domestic and Family - Level 2	2015	-	-	1	1	-	-	1	-	-	-	-	-	2			3
	2016	-	-	1	1	-	-	-	-	-	-	-	-	2	0.0%	↔	2
General Civil - Level 1	2015	-	-	-	-	1	-	1	-	-	-	-	-	0			2
General Civil - Level 2	2015	1	2	1	5	1	-	-	1	1	2	1	-	9	0.0%	↔	15
	2016	1	-	1	1	-	-	-	-	-	-	-	-	3	-66.7%	▼	3
General Civil - Level 3	2015	-	-	-	1	1	-	1	-	2	2	1	-	1			8
	2016	2	-	2	2	-	-	-	-	-	-	-	-	6	500.0%	▲	6
Miscellaneous	2015	16	30	23	23	16	15	24	25	27	28	23	49	92			299
	2016	27	31	24	27	-	-	-	-	-	-	-	-	109	18.5%	▲	109
Misdemeanor	2015	2	1	3	5	3	7	8	1	5	10	3	7	11			55
	2016	10	4	2	3	-	-	-	-	-	-	-	-	19	72.7%	▲	19
Non-Capital Felonies and Related Matters	2015	6	10	8	40	10	13	30	6	7	23	4	10	64			167
	2016	24	9	16	26	-	-	-	-	-	-	-	-	75	17.2%	▲	75
Other	2015	-	1	-	-	-	-	-	-	-	-	-	-	1			1
Other Criminally Related Matters	2015	-	-	1	-	-	2	-	4	1	-	-	2	1			10
	2016	2	-	2	-	-	-	-	-	-	-	-	-	4	300.0%	▲	4
Probates/Wills and Trusts - Lev	2015	-	1	-	1	-	-	-	-	-	-	-	-	2			2
Uncontested Divorce	2015	4	5	4	2	5	4	5	3	-	2	4	-	15			38
	2016	1	3	2	-	-	-	-	-	-	-	-	-	6	-60.0%	▼	6

Court: Frederick Circuit

Start/End Date: Jan-15 / Apr-16

2015 Average Month: 391

Jan-Apr 2015: 1,606

Filings Trending: ↔

Circuit/Court ID: 26

226069


Type of Case: Filings

2016 Average Month:407

Jan-Apr 2016 : 1,628

Overall AVG. Month: 395

Monthly Summary



Jan 15-Apr 16

Totals

	2015	2016
Civil	895	269
Criminal	2,482	683
Other	1,318	676
Total	4,695	1,628

Jan --- Apr Filings

1,606

2015

1,628

2016

Jan --- Apr Filings

	2015	2016	% Change	Trending
Civil	304	269	-11.5%	▼
Criminal	889	683	-23.2%	▼
Other	413	676	63.7%	▲
Total	1,606	1,628	1.4%	▲

	Jan	Feb	Mar	Apr	May	Jun	Jul	Aug	Sep	Oct	Nov	Dec	Thru Apr	% Change	Trending	Total
2015	394	317	399	496	326	477	420	291	344	467	292	472	1,606			4,695
2016	375	438	466	349	-	-	-	-	-	-	-	-	1,628	1.4%	▲	1,628

		Jan	Feb	Mar	Apr	May	Jun	Jul	Aug	Sep	Oct	Nov	Dec	Thru Apr	% Change	Trending	Total
Administrative Law	2015	-	-	1	-	-	1	-	-	-	-	-	-	1			2
Capital Murder	2016	-	-	4	-	-	-	-	-	-	-	-	-	4			4
Contested Divorce	2015	5	10	14	15	6	9	6	10	7	7	5	14	44			108
	2016	12	7	9	9	-	-	-	-	-	-	-	-	37	-15.9%	▼	37
Domestic and Family - Level 1	2015	2	4	7	7	6	6	2	3	5	7	9	2	20			60
	2016	-	5	3	4	-	-	-	-	-	-	-	-	12	-40.0%	▼	12
Domestic and Family - Level 2	2015	3	1	1	-	3	2	1	2	3	3	5	1	5			25
	2016	2	-	3	2	-	-	-	-	-	-	-	-	7	40.0%	▲	7
General Civil - Level 1	2015	-	-	-	1	-	-	-	-	1	1	-	-	1			3
	2016	-	1	2	-	-	-	-	-	-	-	-	-	3	200.0%	▲	3
General Civil - Level 2	2015	7	5	7	11	10	7	8	6	11	5	5	7	30			89
	2016	4	11	9	4	-	-	-	-	-	-	-	-	28	-6.7%	▼	28
General Civil - Level 3	2015	4	5	5	7	3	8	2	4	3	5	2	2	21			50
	2016	1	8	3	-	-	-	-	-	-	-	-	-	12	-42.9%	▼	12
Miscellaneous	2015	110	113	123	151	110	98	141	100	118	123	137	248	497			1,572
	2016	173	223	223	132	-	-	-	-	-	-	-	-	751	51.1%	▲	751
Misdemeanor	2015	42	53	53	40	23	127	55	43	35	62	18	18	188			569
	2016	28	27	32	34	-	-	-	-	-	-	-	-	121	-35.6%	▼	121
Non-Capital Felonies and Related Matters	2015	201	97	153	233	138	182	179	82	134	224	77	153	684			1,853
	2016	137	132	139	130	-	-	-	-	-	-	-	-	538	-21.3%	▼	538
Other	2015	-	1	-	-	-	-	1	1	-	-	-	-	1			3
Other Criminally Related Matters	2015	5	4	1	7	5	3	5	13	2	11	2	5	17			63
	2016	4	3	10	6	-	-	-	-	-	-	-	-	23	35.3%	▲	23
Probates/Wills and Trusts - Lev	2015	-	-	-	1	-	1	-	-	-	-	-	-	1			2
Probates/Wills and Trusts - Level 2	2015	2	1	2	4	4	3	-	2	2	2	1	2	9			25
	2016	2	1	2	2	-	-	-	-	-	-	-	-	7	-22.2%	▼	7
Uncontested Divorce	2015	13	23	32	19	18	30	20	25	23	17	31	20	87			271
	2016	12	20	27	26	-	-	-	-	-	-	-	-	85	-2.3%	▼	85

Court: Page Circuit

Start/End Date: Jan-15 / Apr-16

2015 Average Month: 139

Jan-Apr 2015: 582

Filings Trending: ▲

Circuit/Court ID: 26

226139


Type of Case: Filings

2016 Average Month:190

Jan-Apr 2016 : 759

Overall AVG. Month: 152

Monthly Summary



Jan 15-Apr 16

Totals

	2015	2016
Civil	276	84
Criminal	991	463
Other	400	212
Total	1,667	759

Jan --- Apr Filings

582

759

2015

2016

Jan --- Apr Filings

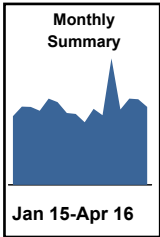
	2015	2016	% Change	Trending
Civil	94	84	-10.6%	▼
Criminal	368	463	25.8%	▲
Other	120	212	76.7%	▲
Total	582	759	30.4%	▲

	Jan	Feb	Mar	Apr	May	Jun	Jul	Aug	Sep	Oct	Nov	Dec	Thru Apr	% Change	Trending	Total
2015	194	108	155	125	142	130	158	117	149	125	108	156	582			1,667
2016	243	198	172	146	-	-	-	-	-	-	-	-	759	30.4%	▲	759

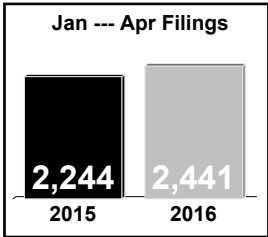
		Jan	Feb	Mar	Apr	May	Jun	Jul	Aug	Sep	Oct	Nov	Dec	Thru Apr	% Change	Trending	Total
Administrative Law	2015	-	-	-	-	-	-	-	-	-	-	1	1	0			2
Contested Divorce	2015	1	2	5	5	3	1	2	4	1	2	-	5	13	0.0%	↔	31
	2016	3	6	4	1	-	-	-	-	-	-	-	-	14	7.7%	▲	14
Domestic and Family - Level 1	2015	2	1	1	2	-	-	-	1	3	1	-	1	6			12
	2016	3	-	-	-	-	-	-	-	-	-	-	-	3	-50.0%	▼	3
Domestic and Family - Level 2	2015	1	1	-	1	-	1	-	-	-	2	2	2	3			10
General Civil - Level 2	2015	1	2	6	2	2	7	6	1	2	3	-	3	11			35
	2016	1	3	5	-	-	-	-	-	-	-	-	-	9	-18.2%	▼	9
General Civil - Level 3	2015	-	-	1	3	2	1	5	-	-	1	2	1	4			16
	2016	1	-	4	-	-	-	-	-	-	-	-	-	5	25.0%	▲	5
Miscellaneous	2015	42	40	41	22	32	33	40	23	43	44	33	82	145			475
	2016	71	71	57	34	-	-	-	-	-	-	-	-	233	60.7%	▲	233
Misdemeanor	2015	33	13	15	7	26	23	27	26	11	17	20	11	68			229
	2016	29	8	14	22	-	-	-	-	-	-	-	-	73	7.4%	▲	73
Non-Capital Felonies and Related Matters	2015	108	38	74	77	60	52	63	55	74	48	38	41	297			728
	2016	77	97	79	78	-	-	-	-	-	-	-	-	331	11.4%	▲	331
Other	2015	1	1	4	-	-	1	2	-	1	1	1	1	6			13
	2016	-	2	4	5	-	-	-	-	-	-	-	-	11	83.3%	▲	11
Other Criminally Related Matters	2015	1	-	1	1	8	3	5	1	11	-	3	1	3			35
	2016	56	1	-	3	-	-	-	-	-	-	-	-	60	1,900.0%	▲	60
Probates/Wills and Trusts - Level 2	2015	-	2	1	1	1	1	-	-	-	1	-	-	4			7
	2016	1	-	-	1	-	-	-	-	-	-	-	-	2	-50.0%	▼	2
Protective Orders	2015	1	-	-	-	-	-	-	-	-	-	-	-	1			1
Uncontested Divorce	2015	3	8	6	4	8	7	8	6	3	5	8	7	21			73
	2016	1	10	5	2	-	-	-	-	-	-	-	-	18	-14.3%	▼	18

Court: Rockingham Circuit
Start/End Date: Jan-15 / Apr-16
2015 Average Month: 591
Jan-Apr 2015: 2,244
Filings Trending: ▲

Circuit/Court ID: 26
226165
Type of Case: Filings
2016 Average Month:610
Jan-Apr 2016 : 2,441
Overall AVG. Month: 596



Totals		
	2015	2016
Civil	1,625	526
Criminal	3,033	959
Other	2,436	956
Total	7,094	2,441



Jan --- Apr Filings				
	2015	2016	% Change	Trending
Civil	477	526	10.3%	▲
Criminal	1,026	959	-6.5%	▼
Other	741	956	29.0%	▲
Total	2,244	2,441	8.8%	▲

	Jan	Feb	Mar	Apr	May	Jun	Jul	Aug	Sep	Oct	Nov	Dec	Thru Apr	% Change	Trending	Total
2015	515	588	584	557	647	621	538	531	470	571	523	949	2,244			7,094
2016	566	648	643	584	-	-	-	-	-	-	-	-	2,441	8.8%	▲	2,441

		Jan	Feb	Mar	Apr	May	Jun	Jul	Aug	Sep	Oct	Nov	Dec	Thru Apr	% Change	Trending	Total
Administrative Law	2015	-	1	-	1	-	-	3	1	-	1	1	1	2			9
	2016	-	1	1	1	-	-	-	-	-	-	-	-	3	50.0%	▲	3
Capital Murder	2015	-	-	-	4	-	-	-	-	-	-	-	-	4			4
	2016	-	-	-	1	-	-	-	-	-	-	-	-	1	-75.0%	▼	1
Contested Divorce	2015	12	10	18	9	22	11	14	16	12	14	18	9	49			165
	2016	16	16	18	13	-	-	-	-	-	-	-	-	63	28.6%	▲	63
Domestic and Family - Level 1	2015	6	2	5	3	3	9	20	6	5	15	19	6	16			99
	2016	8	7	4	3	-	-	-	-	-	-	-	-	22	37.5%	▲	22
Domestic and Family - Level 2	2015	5	1	14	4	15	17	3	5	8	18	19	5	24			114
	2016	9	4	3	20	-	-	-	-	-	-	-	-	36	50.0%	▲	36
General Civil - Level 1	2015	2	2	-	1	2	1	1	1	2	-	-	-	5			12
	2016	1	-	-	-	-	-	-	-	-	-	-	-	1	-80.0%	▼	1
General Civil - Level 2	2015	13	14	9	11	10	17	11	12	18	5	22	9	47			151
	2016	12	12	18	19	-	-	-	-	-	-	-	-	61	29.8%	▲	61
General Civil - Level 3	2015	3	3	10	7	7	7	1	4	7	1	11	5	23			66
	2016	5	5	7	1	-	-	-	-	-	-	-	-	18	-21.7%	▼	18
Miscellaneous	2015	147	198	164	156	152	135	148	131	166	176	141	415	665			2,129
	2016	240	262	223	170	-	-	-	-	-	-	-	-	895	34.6%	▲	895
Misdemeanor	2015	43	43	56	41	64	74	37	47	35	35	39	51	183			565
	2016	26	62	63	43	-	-	-	-	-	-	-	-	194	6.0%	▲	194
Non-Capital Felonies and Related Matters	2015	170	212	211	224	250	254	184	203	134	198	148	203	817			2,391
	2016	151	172	204	210	-	-	-	-	-	-	-	-	737	-9.8%	▼	737
Other	2015	77	67	55	67	51	66	71	65	56	74	77	219	266			945
	2016	68	70	59	66	-	-	-	-	-	-	-	-	263	-1.1%	▼	263
Other Criminally Related Matters	2015	3	7	8	6	10	7	3	6	3	8	6	9	24			76
	2016	9	10	4	6	-	-	-	-	-	-	-	-	29	20.8%	▲	29
Probates/Wills and Trusts - Level 1	2015	-	-	-	-	-	1	-	1	-	-	1	-	0			3
	2016	-	-	-	1	-	-	-	-	-	-	-	-	1	0.0%	↔	1
Probates/Wills and Trusts - Level 2	2015	8	1	1	4	2	1	1	3	-	5	2	-	14			28
	2016	1	2	5	2	-	-	-	-	-	-	-	-	10	-28.6%	▼	10
Protective Orders	2015	-	1	3	1	5	-	1	-	-	-	2	-	5			13
	2016	-	-	-	2	-	-	-	-	-	-	-	-	2	-60.0%	▼	2
Uncontested Divorce	2015	26	26	30	18	54	21	40	30	24	21	17	17	100			324
	2016	20	25	34	26	-	-	-	-	-	-	-	-	105	5.0%	▲	105

Court: Shenandoah Circuit

Start/End Date: Jan-15 / Apr-16

2015 Average Month: 265

Jan-Apr 2015: 1,130

Filings Trending: ▲

Circuit/Court ID: 26

226171


Type of Case: Filings

2016 Average Month:300

Jan-Apr 2016 : 1,200

Overall AVG. Month: 274

Monthly Summary



Jan 15-Apr 16

Totals

	2015	2016
Civil	425	158
Criminal	1,351	441
Other	1,402	601
Total	3,178	1,200

Jan --- Apr Filings

1,130

2015

1,200

2016

Jan --- Apr Filings

	2015	2016	% Change	Trending
Civil	136	158	16.2%	▲
Criminal	555	441	-20.5%	▼
Other	439	601	36.9%	▲
Total	1,130	1,200	6.2%	▲

	Jan	Feb	Mar	Apr	May	Jun	Jul	Aug	Sep	Oct	Nov	Dec	Thru Apr	% Change	Trending	Total
2015	260	303	265	302	141	259	208	263	243	323	164	447	1,130			3,178
2016	341	244	333	282	-	-	-	-	-	-	-	-	1,200	6.2%	▲	1,200

		Jan	Feb	Mar	Apr	May	Jun	Jul	Aug	Sep	Oct	Nov	Dec	Thru Apr	% Change	Trending	Total
Administrative Law	2015	-	-	-	-	1	-	1	-	-	-	-	-	0			2
Contested Divorce	2015	-	-	5	7	6	7	6	2	3	2	5	2	12	0.0%	↔	45
	2016	5	5	4	4	-	-	-	-	-	-	-	-	18	50.0%	▲	18
Domestic and Family - Level 1	2015	6	3	2	9	2	4	3	12	8	2	4	1	20			56
	2016	6	-	6	6	-	-	-	-	-	-	-	-	18	-10.0%	▼	18
Domestic and Family - Level 2	2015	2	2	-	2	1	4	1	1	1	-	-	1	6			15
	2016	-	3	2	4	-	-	-	-	-	-	-	-	9	50.0%	▲	9
General Civil - Level 1	2015	-	-	1	-	-	-	-	-	2	-	-	-	1			3
	2016	1	-	1	-	-	-	-	-	-	-	-	-	2	100.0%	▲	2
General Civil - Level 2	2015	1	4	3	2	3	4	2	2	5	1	3	3	10			33
	2016	2	1	8	2	-	-	-	-	-	-	-	-	13	30.0%	▲	13
General Civil - Level 3	2015	2	-	3	2	2	1	-	2	3	-	2	1	7			18
	2016	1	-	1	1	-	-	-	-	-	-	-	-	3	-57.1%	▼	3
Miscellaneous	2015	73	54	85	66	52	75	64	84	76	71	93	142	278			935
	2016	117	104	120	83	-	-	-	-	-	-	-	-	424	52.5%	▲	424
Misdemeanor	2015	17	45	35	16	8	17	15	19	24	122	9	38	113			365
	2016	27	23	18	16	-	-	-	-	-	-	-	-	84	-25.7%	▼	84
Non-Capital Felonies and Related Matters	2015	110	90	99	128	34	95	74	42	73	79	8	98	427			930
	2016	95	71	74	107	-	-	-	-	-	-	-	-	347	-18.7%	▼	347
Other	2015	38	91	22	53	27	42	33	70	39	29	23	148	204			615
	2016	80	28	86	39	-	-	-	-	-	-	-	-	233	14.2%	▲	233
Other Criminally Related Matters	2015	1	8	1	5	2	5	-	19	-	10	2	3	15			56
	2016	-	1	6	4	-	-	-	-	-	-	-	-	11	-26.7%	▼	11
Probates/Wills and Trusts - Lev	2016	1	1	1	-	-	-	-	-	-	-	-	-	3			3
Probates/Wills and Trusts - Level 2	2015	-	1	-	1	-	-	3	-	-	-	-	2	2			7
	2016	1	1	1	3	-	-	-	-	-	-	-	-	6	200.0%	▲	6
Uncontested Divorce	2015	10	5	9	11	3	5	6	10	9	7	15	8	35			98
	2016	5	6	5	13	-	-	-	-	-	-	-	-	29	-17.1%	▼	29

Court: Warren Circuit

Start/End Date: Jan-15 / Apr-16

2015 Average Month: 264

Jan-Apr 2015: 1,082

Filings Trending: ↔

Circuit/Court ID: 26

226187


Type of Case: Filings

2016 Average Month:268

Jan-Apr 2016 : 1,070

Overall AVG. Month: 265

Monthly Summary



Jan 15-Apr 16

Totals

	2015	2016
Civil	676	244
Criminal	1,248	345
Other	1,242	481
Total	3,166	1,070

Jan --- Apr Filings

1,082

2015

1,070

2016

Jan --- Apr Filings

	2015	2016	% Change	Trending
Civil	224	244	8.9%	▲
Criminal	445	345	-22.5%	▼
Other	413	481	16.5%	▲
Total	1,082	1,070	-1.1%	▼

	Jan	Feb	Mar	Apr	May	Jun	Jul	Aug	Sep	Oct	Nov	Dec	Thru Apr	% Change	Trending	Total
2015	232	268	224	358	221	198	251	214	255	248	245	452	1,082			3,166
2016	248	259	349	214	-	-	-	-	-	-	-	-	1,070	-1.1%	▼	1,070

		Jan	Feb	Mar	Apr	May	Jun	Jul	Aug	Sep	Oct	Nov	Dec	Thru Apr	% Change	Trending	Total
Administrative Law	2015	-	-	-	-	1	-	-	-	-	-	-	-	0			1
Contested Divorce	2015	6	8	14	10	9	10	8	12	8	10	6	6	38	0.0%	↔	107
	2016	7	11	8	10	-	-	-	-	-	-	-	-	36	-5.3%	▼	36
Domestic and Family - Level 1	2015	1	1	6	5	11	11	4	9	18	12	4	2	13			84
	2016	-	21	2	3	-	-	-	-	-	-	-	-	26	100.0%	▲	26
Domestic and Family - Level 2	2015	-	-	12	2	4	2	1	5	-	2	5	1	14			34
	2016	-	1	-	-	-	-	-	-	-	-	-	-	1	-92.9%	▼	1
General Civil - Level 1	2015	-	-	-	-	-	-	-	1	-	-	-	-	0			1
	2016	-	1	-	-	-	-	-	-	-	-	-	-	1	0.0%	↔	1
General Civil - Level 2	2015	1	6	6	8	8	4	4	2	3	5	3	6	21			56
	2016	2	16	5	8	-	-	-	-	-	-	-	-	31	47.6%	▲	31
General Civil - Level 3	2015	1	-	2	3	3	3	1	-	1	1	1	-	6			16
	2016	2	5	2	2	-	-	-	-	-	-	-	-	11	83.3%	▲	11
Miscellaneous	2015	77	66	73	60	53	55	74	64	54	72	88	162	276			898
	2016	111	107	118	86	-	-	-	-	-	-	-	-	422	52.9%	▲	422
Misdemeanor	2015	15	11	14	29	18	14	22	27	20	16	15	22	69			223
	2016	16	8	34	18	-	-	-	-	-	-	-	-	76	10.1%	▲	76
Non-Capital Felonies and Related Matters	2015	83	75	24	162	68	47	76	46	103	74	71	136	344			965
	2016	42	37	120	57	-	-	-	-	-	-	-	-	256	-25.6%	▼	256
Other	2015	25	72	42	46	28	32	34	16	29	43	26	99	185			492
	2016	50	28	31	4	-	-	-	-	-	-	-	-	113	-38.9%	▼	113
Other Criminally Related Matters	2015	10	5	13	4	1	4	6	5	4	-	7	1	32			60
	2016	2	3	6	2	-	-	-	-	-	-	-	-	13	-59.4%	▼	13
Probates/Wills and Trusts - Lev	2015	-	-	-	-	-	-	-	-	1	-	-	-	0			1
Probates/Wills and Trusts - Level 2	2015	2	-	-	1	-	-	1	-	-	-	-	-	3	0.0%	↔	4
	2016	1	-	-	1	-	-	-	-	-	-	-	-	2	-33.3%	▼	2
Protective Orders	2015	1	4	-	-	1	1	2	1	1	-	1	1	5			13
	2016	-	1	2	-	-	-	-	-	-	-	-	-	3	-40.0%	▼	3
Uncontested Divorce	2015	10	20	18	28	16	15	18	26	13	13	18	16	76			211
	2016	15	20	21	23	-	-	-	-	-	-	-	-	79	3.9%	▲	79

Court: Winchester Circuit

Start/End Date: Jan-15 / Apr-16

2015 Average Month: 222

Jan-Apr 2015: 940

Filings Trending: ▼

Circuit/Court ID: 26

226840


Type of Case: Filings

2016 Average Month:203

Jan-Apr 2016 : 811

Overall AVG. Month: 217

Monthly Summary



Jan 15-Apr 16

Totals

	2015	2016
Civil	466	129
Criminal	1,948	586
Other	249	96
Total	2,663	811

Jan --- Apr Filings

940

2015

811

2016

Jan --- Apr Filings

	2015	2016	% Change	Trending
Civil	166	129	-22.3%	▼
Criminal	693	586	-15.4%	▼
Other	81	96	18.5%	▲
Total	940	811	-13.7%	▼

	Jan	Feb	Mar	Apr	May	Jun	Jul	Aug	Sep	Oct	Nov	Dec	Thru Apr	% Change	Trending	Total
2015	200	277	250	213	230	259	263	217	213	189	134	218	940			2,663
2016	197	215	213	186	-	-	-	-	-	-	-	-	811	-13.7%	▼	811

		Jan	Feb	Mar	Apr	May	Jun	Jul	Aug	Sep	Oct	Nov	Dec	Thru Apr	% Change	Trending	Total
Administrative Law	2015	-	-	-	-	-	1	-	-	-	-	-	1	0			2
	2016	1	-	2	-	-	-	-	-	-	-	-	-	3	0.0%	↔	3
Contested Divorce	2015	4	5	5	5	-	6	2	4	6	3	2	-	19			42
	2016	1	4	2	1	-	-	-	-	-	-	-	-	8	-57.9%	▼	8
Domestic and Family - Level 1	2015	4	-	-	-	5	13	4	4	3	-	6	2	4			41
	2016	1	1	11	8	-	-	-	-	-	-	-	-	21	425.0%	▲	21
Domestic and Family - Level 2	2015	3	-	2	3	1	3	4	-	5	3	-	1	8			25
	2016	-	2	5	3	-	-	-	-	-	-	-	-	10	25.0%	▲	10
General Civil - Level 1	2015	1	1	1	1	-	-	1	1	1	1	2	2	4			12
	2016	-	1	-	-	-	-	-	-	-	-	-	-	1	-75.0%	▼	1
General Civil - Level 2	2015	5	-	20	4	4	3	8	4	3	6	2	3	29			62
	2016	3	4	3	3	-	-	-	-	-	-	-	-	13	-55.2%	▼	13
General Civil - Level 3	2015	6	1	3	6	2	3	1	-	1	3	1	3	16			30
	2016	1	2	3	1	-	-	-	-	-	-	-	-	7	-56.3%	▼	7
Miscellaneous	2015	22	37	28	27	28	25	29	29	30	21	35	50	114			361
	2016	39	34	29	27	-	-	-	-	-	-	-	-	129	13.2%	▲	129
Misdemeanor	2015	31	46	43	40	46	46	37	37	26	30	16	43	160			441
	2016	41	25	38	19	-	-	-	-	-	-	-	-	123	-23.1%	▼	123
Non-Capital Felonies and Related Matters	2015	100	172	135	112	127	137	160	120	123	113	59	108	519			1,466
	2016	102	130	109	116	-	-	-	-	-	-	-	-	457	-11.9%	▼	457
Other	2015	3	2	3	2	2	3	1	-	3	2	2	-	10			23
	2016	2	-	2	-	-	-	-	-	-	-	-	-	4	-60.0%	▼	4
Other Criminally Related Matters	2015	6	2	4	3	4	7	2	5	4	-	1	4	15			42
	2016	1	3	2	1	-	-	-	-	-	-	-	-	7	-53.3%	▼	7
Probates/Wills and Trusts - Lev	2015	-	1	-	-	-	-	-	-	-	-	-	-	1			1
Probates/Wills and Trusts - Level 2	2015	1	-	1	-	1	2	2	3	-	2	1	-	2			13
	2016	-	2	1	1	-	-	-	-	-	-	-	-	4	100.0%	▲	4
Protective Orders	2015	-	-	-	-	-	-	-	-	1	-	-	-	0			1
Uncontested Divorce	2015	14	10	5	10	10	10	12	10	7	5	7	1	39	0.0%	↔	101
	2016	5	7	6	6	-	-	-	-	-	-	-	-	24	-38.5%	▼	24

Court: Bland Circuit

Start/End Date: Jan-15 / Apr-16

2015 Average Month: 29

Jan-Apr 2015: 105

Filings Trending: ▲

Circuit/Court ID: 27

227021


Type of Case: Filings

2016 Average Month:50

Jan-Apr 2016 : 201

Overall AVG. Month: 34

Monthly Summary



Jan 15-Apr 16

Totals

	2015	2016
Civil	76	29
Criminal	54	37
Other	212	135
Total	342	201

Jan --- Apr Filings

105

2015

201

2016

Jan --- Apr Filings

	2015	2016	% Change	Trending
Civil	26	29	11.5%	▲
Criminal	14	37	164.3%	▲
Other	65	135	107.7%	▲
Total	105	201	91.4%	▲

	Jan	Feb	Mar	Apr	May	Jun	Jul	Aug	Sep	Oct	Nov	Dec	Thru Apr	% Change	Trending	Total
2015	20	32	29	24	28	19	23	26	30	38	26	47	105			342
2016	58	63	47	33	-	-	-	-	-	-	-	-	201	91.4%	▲	201

		Jan	Feb	Mar	Apr	May	Jun	Jul	Aug	Sep	Oct	Nov	Dec	Thru Apr	% Change	Trending	Total
Administrative Law	2016	-	1	-	-	-	-	-	-	-	-	-	-	1			1
Contested Divorce	2015	2	1	1	2	-	-	1	2	1	-	-	-	6			10
	2016	-	2	2	-	-	-	-	-	-	-	-	-	4	-33.3%	▼	4
Domestic and Family - Level 1	2015	-	-	-	3	-	1	-	2	-	-	2	1	3			9
	2016	1	-	-	1	-	-	-	-	-	-	-	-	2	-33.3%	▼	2
Domestic and Family - Level 2	2015	-	-	1	-	2	-	-	-	1	-	-	-	1			4
General Civil - Level 2	2015	-	1	-	2	-	-	-	-	-	-	-	-	3			3
	2016	-	1	-	-	-	-	-	-	-	-	-	-	1	-66.7%	▼	1
General Civil - Level 3	2015	1	-	-	-	1	1	1	-	-	1	1	1	1			7
	2016	1	1	-	-	-	-	-	-	-	-	-	-	2	100.0%	▲	2
Miscellaneous	2015	13	23	22	12	15	10	12	14	17	30	19	41	70			228
	2016	44	39	33	27	-	-	-	-	-	-	-	-	143	104.3%	▲	143
Misdemeanor	2015	-	3	-	1	-	-	1	1	-	1	1	-	4			8
	2016	-	-	1	-	-	-	-	-	-	-	-	-	1	-75.0%	▼	1
Non-Capital Felonies and Related Matters	2015	2	1	4	2	8	3	6	4	6	2	-	2	9			40
	2016	10	15	8	4	-	-	-	-	-	-	-	-	37	311.1%	▲	37
Other	2015	-	-	-	-	-	1	-	-	-	-	-	-	0			1
	2016	-	1	-	-	-	-	-	-	-	-	-	-	1	0.0%	↔	1
Other Criminally Related Matter	2015	-	1	-	-	1	-	-	2	-	1	1	-	1			6
Probates/Wills and Trusts - Lev	2015	-	-	1	-	-	-	-	-	1	-	-	1	1			3
Uncontested Divorce	2015	2	2	-	2	1	3	2	1	4	3	2	1	6			23
	2016	2	3	3	1	-	-	-	-	-	-	-	-	9	50.0%	▲	9

Court: Carroll Circuit

Start/End Date: Jan-15 / Apr-16

2015 Average Month: 227

Jan-Apr 2015: 894

Filings Trending: ▲

Circuit/Court ID: 27

227035


Type of Case: Filings

2016 Average Month:269

Jan-Apr 2016 : 1,074

Overall AVG. Month: 237

Monthly Summary

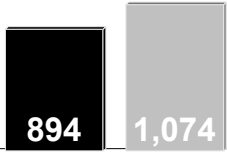


Jan 15-Apr 16

Totals

	2015	2016
Civil	436	158
Criminal	1,071	407
Other	1,213	509
Total	2,720	1,074

Jan --- Apr Filings



894 2015 1,074 2016

Jan --- Apr Filings

	2015	2016	% Change	Trending
Civil	153	158	3.3%	▲
Criminal	342	407	19.0%	▲
Other	399	509	27.6%	▲
Total	894	1,074	20.1%	▲

	Jan	Feb	Mar	Apr	May	Jun	Jul	Aug	Sep	Oct	Nov	Dec	Thru Apr	% Change	Trending	Total
2015	195	190	318	191	181	203	224	202	271	224	163	358	894			2,720
2016	292	247	289	246	-	-	-	-	-	-	-	-	1,074	20.1%	▲	1,074

		Jan	Feb	Mar	Apr	May	Jun	Jul	Aug	Sep	Oct	Nov	Dec	Thru Apr	% Change	Trending	Total
Administrative Law	2015	-	1	-	-	1	-	-	-	-	-	-	-	1			2
Contested Divorce	2015	1	5	5	4	8	2	7	2	3	3	3	6	15			49
	2016	4	2	6	4	-	-	-	-	-	-	-	-	16	6.7%	▲	16
Domestic and Family - Level 1	2015	-	-	1	5	1	5	-	-	8	5	1	1	6			27
	2016	1	13	3	4	-	-	-	-	-	-	-	-	21	250.0%	▲	21
Domestic and Family - Level 2	2015	1	2	4	-	1	1	1	-	-	2	1	1	7			14
	2016	2	2	2	2	-	-	-	-	-	-	-	-	8	14.3%	▲	8
General Civil - Level 1	2015	-	-	1	-	-	-	-	-	-	-	-	-	1			1
	2016	-	-	1	1	-	-	-	-	-	-	-	-	2	100.0%	▲	2
General Civil - Level 2	2015	3	2	14	4	11	6	7	3	3	2	2	4	23			61
	2016	2	-	7	2	-	-	-	-	-	-	-	-	11	-52.2%	▼	11
General Civil - Level 3	2015	-	-	4	1	3	1	1	2	3	3	2	4	5			24
	2016	2	1	4	3	-	-	-	-	-	-	-	-	10	100.0%	▲	10
Miscellaneous	2015	88	74	105	90	45	70	96	85	91	84	58	140	357			1,026
	2016	130	119	122	110	-	-	-	-	-	-	-	-	481	34.7%	▲	481
Misdemeanor	2015	11	11	19	10	7	13	9	21	10	19	19	6	51			155
	2016	20	7	6	21	-	-	-	-	-	-	-	-	54	5.9%	▲	54
Non-Capital Felonies and Related Matters	2015	52	54	102	40	63	62	57	56	116	65	54	74	248			795
	2016	97	57	99	67	-	-	-	-	-	-	-	-	320	29.0%	▲	320
Other	2015	19	23	27	21	21	29	24	20	21	15	10	99	90			329
	2016	16	30	20	12	-	-	-	-	-	-	-	-	78	-13.3%	▼	78
Other Criminally Related Matters	2015	12	3	23	5	8	11	14	5	7	11	8	14	43			121
	2016	11	5	8	10	-	-	-	-	-	-	-	-	34	-20.9%	▼	34
Probates/Wills and Trusts - Lev	2015	-	-	-	2	-	1	-	-	1	-	-	-	2			4
Probates/Wills and Trusts - Level 2	2015	2	3	1	2	2	-	-	4	1	4	-	3	8			22
	2016	2	1	2	1	-	-	-	-	-	-	-	-	6	-25.0%	▼	6
Protective Orders	2015	-	1	-	-	-	-	-	-	-	-	-	-	1			1
Uncontested Divorce	2015	6	11	12	7	10	2	8	4	7	11	5	6	36			89
	2016	5	10	9	9	-	-	-	-	-	-	-	-	33	-8.3%	▼	33

Court: Floyd Circuit

Start/End Date: Jan-15 / Apr-16

2015 Average Month: 76

Jan-Apr 2015: 287

Filings Trending: ▲

Circuit/Court ID: 27

227063


Type of Case: Filings

2016 Average Month:74

Jan-Apr 2016 : 295

Overall AVG. Month: 75

Monthly Summary



Jan 15-Apr 16

Totals

	2015	2016
Civil	209	50
Criminal	331	55
Other	368	190
Total	908	295

Jan --- Apr Filings

287

2015

295

2016

Jan --- Apr Filings

	2015	2016	% Change	Trending
Civil	66	50	-24.2%	▼
Criminal	103	55	-46.6%	▼
Other	118	190	61.0%	▲
Total	287	295	2.8%	▲

	Jan	Feb	Mar	Apr	May	Jun	Jul	Aug	Sep	Oct	Nov	Dec	Thru Apr	% Change	Trending	Total
2015	52	61	119	55	48	105	39	64	106	68	67	124	287			908
2016	79	77	81	58	-	-	-	-	-	-	-	-	295	2.8%	▲	295

		Jan	Feb	Mar	Apr	May	Jun	Jul	Aug	Sep	Oct	Nov	Dec	Thru Apr	% Change	Trending	Total
Contested Divorce	2015	1	-	4	3	1	2	-	1	5	-	-	2	8			19
	2016	-	-	2	3	-	-	-	-	-	-	-	-	5	-37.5%	▼	5
Domestic and Family - Level 1	2015	-	-	-	6	1	2	-	-	-	-	13	2	6			24
	2016	4	1	-	1	-	-	-	-	-	-	-	-	6	0.0%	↔	6
Domestic and Family - Level 2	2015	-	-	-	2	1	-	-	-	-	-	-	-	2			3
	2016	1	-	-	-	-	-	-	-	-	-	-	-	1	-50.0%	▼	1
General Civil - Level 1	2015	1	1	-	-	-	-	-	-	-	-	-	-	2			2
	2016	-	-	1	-	-	-	-	-	-	-	-	-	1	-50.0%	▼	1
General Civil - Level 2	2015	-	1	-	1	-	-	1	3	1	1	2	2	2			12
	2016	1	1	-	-	-	-	-	-	-	-	-	-	2	0.0%	↔	2
General Civil - Level 3	2015	2	1	1	3	1	-	2	4	2	-	1	3	7			20
	2016	1	1	1	1	-	-	-	-	-	-	-	-	4	-42.9%	▼	4
Miscellaneous	2015	29	43	33	27	25	31	27	23	38	46	33	76	132			431
	2016	62	67	47	36	-	-	-	-	-	-	-	-	212	60.6%	▲	212
Misdemeanor	2015	1	-	5	-	4	3	1	3	11	4	1	2	6			35
	2016	5	2	2	11	-	-	-	-	-	-	-	-	20	233.3%	▲	20
Non-Capital Felonies and Related Matters	2015	8	4	71	10	9	60	2	17	44	11	7	34	93			277
	2016	2	2	26	2	-	-	-	-	-	-	-	-	32	-65.6%	▼	32
Other Criminally Related Matters	2015	-	4	-	-	1	-	-	5	-	-	9	-	4			19
	2016	-	2	-	1	-	-	-	-	-	-	-	-	3	-25.0%	▼	3
Probates/Wills and Trusts - Lev	2015	-	-	-	-	-	-	-	-	1	-	-	-	0			1
Probates/Wills and Trusts - Level 2	2015	3	-	2	1	-	-	-	3	-	1	-	1	6	0.0%	↔	11
	2016	-	1	1	-	-	-	-	-	-	-	-	-	2	-66.7%	▼	2
Uncontested Divorce	2015	7	7	3	2	5	7	6	5	4	5	1	2	19			54
	2016	3	-	1	3	-	-	-	-	-	-	-	-	7	-63.2%	▼	7

Court: Giles Circuit

Start/End Date: Jan-15 / Apr-16

2015 Average Month: 116

Jan-Apr 2015: 436

Filings Trending: ▲

Circuit/Court ID: 27

227071


Type of Case: Filings

2016 Average Month:112

Jan-Apr 2016 : 447

Overall AVG. Month: 115

Monthly Summary



Jan 15-Apr 16

Totals

	2015	2016
Civil	203	87
Criminal	793	156
Other	401	204
Total	1,397	447

Jan --- Apr Filings

436

2015

447

2016

Jan --- Apr Filings

	2015	2016	% Change	Trending
Civil	77	87	13.0%	▲
Criminal	221	156	-29.4%	▼
Other	138	204	47.8%	▲
Total	436	447	2.5%	▲

	Jan	Feb	Mar	Apr	May	Jun	Jul	Aug	Sep	Oct	Nov	Dec	Thru Apr	% Change	Trending	Total
2015	106	96	119	115	84	89	88	122	226	117	88	147	436			1,397
2016	128	114	118	87	-	-	-	-	-	-	-	-	447	2.5%	▲	447

		Jan	Feb	Mar	Apr	May	Jun	Jul	Aug	Sep	Oct	Nov	Dec	Thru Apr	% Change	Trending	Total
Contested Divorce	2015	3	-	2	1	2	2	2	1	2	1	1	1	6			18
	2016	-	1	2	2	-	-	-	-	-	-	-	-	5	-16.7%	▼	5
Domestic and Family - Level 1	2015	10	16	1	1	1	3	8	5	5	-	2	5	28			57
	2016	-	7	14	4	-	-	-	-	-	-	-	-	25	-10.7%	▼	25
Domestic and Family - Level 2	2015	-	-	6	-	5	-	-	-	-	1	-	-	6			12
	2016	6	2	2	1	-	-	-	-	-	-	-	-	11	83.3%	▲	11
General Civil - Level 2	2015	1	2	-	3	-	2	1	-	2	4	3	2	6			20
	2016	-	-	1	2	-	-	-	-	-	-	-	-	3	-50.0%	▼	3
General Civil - Level 3	2015	-	1	-	1	-	-	-	2	-	1	1	1	2			7
	2016	1	-	-	1	-	-	-	-	-	-	-	-	2	0.0%	↔	2
Infraction/ Civil Violation	2015	-	-	1	-	-	-	-	-	-	-	-	-	1			1
Miscellaneous	2015	28	31	43	40	24	28	31	36	33	35	27	69	142			425
	2016	56	63	55	44	-	-	-	-	-	-	-	-	218	53.5%	▲	218
Misdemeanor	2015	9	9	10	6	10	6	5	19	23	13	10	7	34			127
	2016	17	23	16	7	-	-	-	-	-	-	-	-	63	85.3%	▲	63
Non-Capital Felonies and Related Matters	2015	50	26	47	42	34	34	32	47	151	52	26	55	165			596
	2016	37	9	22	21	-	-	-	-	-	-	-	-	89	-46.1%	▼	89
Other	2015	-	-	-	-	1	-	-	-	-	-	-	-	0			1
Other Criminally Related Matters	2015	1	5	1	16	-	8	1	8	5	9	17	-	23	0.0%	↔	71
	2016	2	1	-	1	-	-	-	-	-	-	-	-	4	-82.6%	▼	4
Probates/Wills and Trusts - Level 2	2015	1	3	-	-	1	1	2	1	-	-	-	1	4			10
	2016	3	1	2	-	-	-	-	-	-	-	-	-	6	50.0%	▲	6
Protective Orders	2015	-	1	-	-	-	-	-	1	1	-	-	-	1			3
	2016	4	1	-	-	-	-	-	-	-	-	-	-	5	400.0%	▲	5
Uncontested Divorce	2015	3	2	8	5	6	5	6	2	4	1	1	6	18			49
	2016	2	6	4	4	-	-	-	-	-	-	-	-	16	-11.1%	▼	16

Court: Grayson Circuit

Start/End Date: Jan-15 / Apr-16

2015 Average Month: 112

Jan-Apr 2015: 496

Filings Trending: ▲

Circuit/Court ID: 27

227077

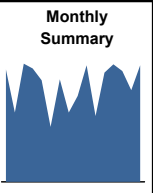
Type of Case: Filings

2016 Average Month:131

Jan-Apr 2016 : 524

Overall AVG. Month: 117

Monthly Summary



Jan 15-Apr 16

Totals

	2015	2016
Civil	263	73
Criminal	524	191
Other	556	260
Total	1,343	524

Jan --- Apr Filings

496

2015

524

2016

Jan --- Apr Filings

	2015	2016	% Change	Trending
Civil	79	73	-7.6%	▼
Criminal	206	191	-7.3%	▼
Other	211	260	23.2%	▲
Total	496	524	5.6%	▲

	Jan	Feb	Mar	Apr	May	Jun	Jul	Aug	Sep	Oct	Nov	Dec	Thru Apr	% Change	Trending	Total
2015	135	83	142	136	122	66	123	83	103	140	79	131	496			1,343
2016	141	133	110	140	-	-	-	-	-	-	-	-	524	5.6%	▲	524

		Jan	Feb	Mar	Apr	May	Jun	Jul	Aug	Sep	Oct	Nov	Dec	Thru Apr	% Change	Trending	Total
Contested Divorce	2015	2	2	4	3	3	1	5	3	3	3	-	1	11			30
	2016	2	2	3	1	-	-	-	-	-	-	-	-	8	-27.3%	▼	8
Domestic and Family - Level 1	2015	2	-	7	6	5	-	-	-	2	14	20	1	15			57
	2016	-	-	-	1	-	-	-	-	-	-	-	-	1	-93.3%	▼	1
Domestic and Family - Level 2	2015	-	-	-	-	-	-	2	-	-	-	-	-	0			2
	2016	-	-	1	1	-	-	-	-	-	-	-	-	2	0.0%	↔	2
General Civil - Level 1	2015	-	-	2	-	-	-	-	-	-	-	-	-	2			2
General Civil - Level 2	2015	4	1	2	3	3	3	1	4	2	3	1	5	10			32
	2016	1	3	-	3	-	-	-	-	-	-	-	-	7	-30.0%	▼	7
General Civil - Level 3	2015	-	2	-	1	-	-	1	5	1	2	4	1	3			17
	2016	1	1	-	2	-	-	-	-	-	-	-	-	4	33.3%	▲	4
Miscellaneous	2015	43	48	69	63	36	36	32	33	73	44	34	88	223			599
	2016	93	76	61	52	-	-	-	-	-	-	-	-	282	26.5%	▲	282
Misdemeanor	2015	5	12	6	6	21	5	9	8	3	12	5	12	29			104
	2016	8	10	15	19	-	-	-	-	-	-	-	-	52	79.3%	▲	52
Non-Capital Felonies and Related Matters	2015	71	11	41	49	45	11	66	18	11	55	12	21	172			411
	2016	32	30	21	49	-	-	-	-	-	-	-	-	132	-23.3%	▼	132
Other	2015	-	-	-	1	2	1	1	2	2	1	-	-	1			10
	2016	1	2	-	1	-	-	-	-	-	-	-	-	4	300.0%	▲	4
Other Criminally Related Matters	2015	-	1	3	1	-	1	4	1	-	1	-	-	5			12
	2016	-	5	1	2	-	-	-	-	-	-	-	-	8	60.0%	▲	8
Probates/Wills and Trusts - Level 2	2015	1	-	3	-	-	1	-	-	1	2	-	-	4			8
	2016	1	-	1	1	-	-	-	-	-	-	-	-	3	-25.0%	▼	3
Protective Orders	2015	-	1	-	-	2	-	-	1	-	-	-	-	1			4
	2016	-	1	1	1	-	-	-	-	-	-	-	-	3	200.0%	▲	3
Uncontested Divorce	2015	7	5	5	3	5	7	2	8	5	3	3	2	20			55
	2016	2	3	6	7	-	-	-	-	-	-	-	-	18	-10.0%	▼	18

Court: Montgomery Circuit

Start/End Date: Jan-15 / Apr-16

2015 Average Month: 407

Jan-Apr 2015: 1,612

Filings Trending: ▲

Circuit/Court ID: 27

227121


Type of Case: Filings

2016 Average Month:453

Jan-Apr 2016 : 1,810

Overall AVG. Month: 418

Monthly Summary

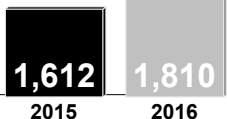


Jan 15-Apr 16

Totals

	2015	2016
Civil	1,071	358
Criminal	1,660	682
Other	2,151	770
Total	4,882	1,810

Jan --- Apr Filings



20152016

Jan --- Apr Filings

	2015	2016	% Change	Trending
Civil	358	358	-	↔
Criminal	511	682	33.5%	▲
Other	743	770	3.6%	▲
Total	1,612	1,810	12.3%	▲

	Jan	Feb	Mar	Apr	May	Jun	Jul	Aug	Sep	Oct	Nov	Dec	Thru Apr	% Change	Trending	Total
2015	355	325	439	493	267	375	383	429	395	402	332	687	1,612			4,882
2016	408	549	461	392	-	-	-	-	-	-	-	-	1,810	12.3%	▲	1,810

		Jan	Feb	Mar	Apr	May	Jun	Jul	Aug	Sep	Oct	Nov	Dec	Thru Apr	% Change	Trending	Total
Administrative Law	2015	1	-	-	-	-	-	3	1	-	-	-	-	1			5
	2016	1	1	-	-	-	-	-	-	-	-	-	-	2	100.0%	▲	2
Contested Divorce	2015	10	11	12	12	7	8	9	9	9	8	9	7	45			111
	2016	6	11	9	4	-	-	-	-	-	-	-	-	30	-33.3%	▼	30
Domestic and Family - Level 1	2015	-	3	9	5	7	7	7	6	3	-	5	4	17			56
	2016	4	11	4	3	-	-	-	-	-	-	-	-	22	29.4%	▲	22
Domestic and Family - Level 2	2015	2	1	4	3	-	3	3	3	2	3	1	2	10			27
	2016	1	4	3	2	-	-	-	-	-	-	-	-	10	0.0%	↔	10
General Civil - Level 1	2015	-	4	-	1	-	1	1	1	-	1	-	-	5			9
	2016	-	1	2	1	-	-	-	-	-	-	-	-	4	-20.0%	▼	4
General Civil - Level 2	2015	5	5	18	14	10	16	8	13	17	10	6	8	42			130
	2016	5	15	8	10	-	-	-	-	-	-	-	-	38	-9.5%	▼	38
General Civil - Level 3	2015	4	5	5	5	-	6	6	7	1	1	5	2	19			47
	2016	2	4	5	3	-	-	-	-	-	-	-	-	14	-26.3%	▼	14
Miscellaneous	2015	152	134	144	158	98	134	139	122	169	140	154	308	588			1,852
	2016	199	171	192	171	-	-	-	-	-	-	-	-	733	24.7%	▲	733
Misdemeanor	2015	25	28	31	39	18	46	31	43	35	36	24	29	123			385
	2016	28	56	45	32	-	-	-	-	-	-	-	-	161	30.9%	▲	161
Non-Capital Felonies and Related Matters	2015	110	43	97	122	57	75	113	163	106	114	82	133	372			1,215
	2016	89	173	102	120	-	-	-	-	-	-	-	-	484	30.1%	▲	484
Other	2015	24	67	93	95	44	50	41	37	37	56	22	165	279			731
	2016	48	72	61	18	-	-	-	-	-	-	-	-	199	-28.7%	▼	199
Other Criminally Related Matters	2015	3	3	4	6	4	7	4	3	8	7	6	7	16			62
	2016	3	11	14	9	-	-	-	-	-	-	-	-	37	131.3%	▲	37
Probates/Wills and Trusts - Level 1	2015	-	-	-	-	-	-	1	-	-	-	-	1	0			2
	2016	3	-	-	-	-	-	-	-	-	-	-	-	3	0.0%	↔	3
Probates/Wills and Trusts - Level 2	2015	4	3	4	3	1	3	-	2	1	4	1	2	14			28
	2016	4	5	3	3	-	-	-	-	-	-	-	-	15	7.1%	▲	15
Uncontested Divorce	2015	15	18	18	30	21	19	17	19	7	22	17	19	81			222
	2016	15	14	13	16	-	-	-	-	-	-	-	-	58	-28.4%	▼	58

Court: Pulaski Circuit

Start/End Date: Jan-15 / Apr-16

2015 Average Month: 238

Jan-Apr 2015: 968

Filings Trending: ▲

Circuit/Court ID: 27

227155


Type of Case: Filings

2016 Average Month:322

Jan-Apr 2016 : 1,287

Overall AVG. Month: 259

Monthly Summary




Jan 15-Apr 16

Totals

	2015	2016
Civil	498	165
Criminal	1,211	683
Other	1,149	439
Total	2,858	1,287

Jan --- Apr Filings



968 2015 1,287 2016

Jan --- Apr Filings

	2015	2016	% Change	Trending
Civil	188	165	-12.2%	▼
Criminal	436	683	56.7%	▲
Other	344	439	27.6%	▲
Total	968	1,287	33.0%	▲

	Jan	Feb	Mar	Apr	May	Jun	Jul	Aug	Sep	Oct	Nov	Dec	Thru Apr	% Change	Trending	Total
2015	263	202	231	272	183	196	247	196	227	312	185	344	968			2,858
2016	394	279	273	341	-	-	-	-	-	-	-	-	1,287	33.0%	▲	1,287

		Jan	Feb	Mar	Apr	May	Jun	Jul	Aug	Sep	Oct	Nov	Dec	Thru Apr	% Change	Trending	Total
Contested Divorce	2015	5	6	12	5	6	3	8	3	2	1	4	2	28			57
	2016	1	5	7	2	-	-	-	-	-	-	-	-	15	-46.4%	▼	15
Domestic and Family - Level 1	2015	4	-	15	10	6	4	6	10	2	9	1	10	29			77
	2016	3	4	9	5	-	-	-	-	-	-	-	-	21	-27.6%	▼	21
Domestic and Family - Level 2	2015	-	2	4	2	4	1	1	3	-	2	-	1	8			20
	2016	-	2	3	-	-	-	-	-	-	-	-	-	5	-37.5%	▼	5
General Civil - Level 1	2015	1	-	1	-	-	1	1	-	-	-	-	-	2			4
	2016	1	-	-	-	-	-	-	-	-	-	-	-	1	-50.0%	▼	1
General Civil - Level 2	2015	6	5	5	3	6	9	4	6	1	3	5	5	19			58
	2016	3	4	4	7	-	-	-	-	-	-	-	-	18	-5.3%	▼	18
General Civil - Level 3	2015	2	-	2	4	2	5	5	2	2	1	-	-	8			25
	2016	2	6	3	4	-	-	-	-	-	-	-	-	15	87.5%	▲	15
Miscellaneous	2015	58	73	81	96	57	56	77	71	93	109	75	117	308			963
	2016	93	135	126	64	-	-	-	-	-	-	-	-	418	35.7%	▲	418
Misdemeanor	2015	22	28	11	18	10	8	13	20	11	29	19	26	79			215
	2016	27	16	28	44	-	-	-	-	-	-	-	-	115	45.6%	▲	115
Non-Capital Felonies and Related Matters	2015	132	47	53	86	63	63	95	52	75	114	50	71	318			901
	2016	230	67	61	184	-	-	-	-	-	-	-	-	542	70.4%	▲	542
Other	2015	23	24	20	17	13	27	12	15	19	29	12	99	84			310
	2016	21	18	15	19	-	-	-	-	-	-	-	-	73	-13.1%	▼	73
Other Criminally Related Matters	2015	7	5	9	18	4	4	9	10	10	1	10	9	39			96
	2016	5	7	7	7	-	-	-	-	-	-	-	-	26	-33.3%	▼	26
Probates/Wills and Trusts - Lev	2015	-	-	-	-	-	-	-	1	-	-	-	-	0			1
Probates/Wills and Trusts - Level 2	2015	-	1	3	1	-	2	-	-	-	3	-	-	5	0.0%	↔	10
	2016	-	-	-	3	-	-	-	-	-	-	-	-	3	-40.0%	▼	3
Protective Orders	2015	-	-	-	1	1	-	-	-	-	-	1	1	1			4
	2016	-	-	1	-	-	-	-	-	-	-	-	-	1	0.0%	↔	1
Uncontested Divorce	2015	3	11	15	11	11	13	16	3	12	11	8	3	40			117
	2016	8	15	9	2	-	-	-	-	-	-	-	-	34	-15.0%	▼	34

Court: Wythe Circuit

Start/End Date: Jan-15 / Apr-16

2015 Average Month: 222

Jan-Apr 2015: 828

Filings Trending: ▲

Circuit/Court ID: 27

227197


Type of Case: Filings

2016 Average Month:261

Jan-Apr 2016 : 1,044

Overall AVG. Month: 231

Monthly Summary




Jan 15-Apr 16

Totals

	2015	2016
Civil	467	134
Criminal	1,313	493
Other	879	417
Total	2,659	1,044

Jan --- Apr Filings



828 2015 1,044 2016

Jan --- Apr Filings

	2015	2016	% Change	Trending
Civil	153	134	-12.4%	▼
Criminal	394	493	25.1%	▲
Other	281	417	48.4%	▲
Total	828	1,044	26.1%	▲

	Jan	Feb	Mar	Apr	May	Jun	Jul	Aug	Sep	Oct	Nov	Dec	Thru Apr	% Change	Trending	Total
2015	222	165	191	250	140	209	210	164	406	233	191	278	828			2,659
2016	270	203	241	330	-	-	-	-	-	-	-	-	1,044	26.1%	▲	1,044

		Jan	Feb	Mar	Apr	May	Jun	Jul	Aug	Sep	Oct	Nov	Dec	Thru Apr	% Change	Trending	Total
Administrative Law	2015	-	-	-	-	-	1	1	-	-	-	-	-	0			2
Contested Divorce	2015	2	4	6	3	5	3	2	1	2	5	2	1	15	0.0%	↔	36
	2016	1	3	9	6	-	-	-	-	-	-	-	-	19	26.7%	▲	19
Domestic and Family - Level 1	2015	6	4	2	4	4	12	6	14	11	4	4	6	16			77
	2016	2	1	5	7	-	-	-	-	-	-	-	-	15	-6.3%	▼	15
Domestic and Family - Level 2	2015	5	3	1	1	2	2	2	2	2	2	2	3	10			27
	2016	1	-	1	3	-	-	-	-	-	-	-	-	5	-50.0%	▼	5
General Civil - Level 1	2015	-	-	-	1	1	-	-	-	-	-	-	1	1			3
General Civil - Level 2	2015	4	-	8	9	5	4	4	3	4	4	6	2	21			53
	2016	4	3	5	-	-	-	-	-	-	-	-	-	12	-42.9%	▼	12
General Civil - Level 3	2015	9	10	8	-	6	3	6	3	1	3	7	3	27			59
	2016	4	3	1	1	-	-	-	-	-	-	-	-	9	-66.7%	▼	9
Miscellaneous	2015	71	78	96	58	56	57	70	59	94	95	71	148	303			953
	2016	127	123	116	71	-	-	-	-	-	-	-	-	437	44.2%	▲	437
Misdemeanor	2015	9	7	7	26	9	13	9	12	10	10	8	17	49			137
	2016	9	12	12	16	-	-	-	-	-	-	-	-	49	0.0%	↔	49
Non-Capital Felonies and Related Matters	2015	102	42	39	128	37	94	88	51	252	101	72	77	311			1,083
	2016	104	40	68	213	-	-	-	-	-	-	-	-	425	36.7%	▲	425
Other	2015	1	1	3	-	-	8	1	4	8	-	4	1	5			31
	2016	5	-	8	-	-	-	-	-	-	-	-	-	13	160.0%	▲	13
Other Criminally Related Matters	2015	5	8	11	12	4	8	9	5	9	5	7	14	36			97
	2016	3	4	6	6	-	-	-	-	-	-	-	-	19	-47.2%	▼	19
Probates/Wills and Trusts - Lev	2015	-	-	-	-	-	-	-	-	-	1	-	-	0			1
Probates/Wills and Trusts - Level 2	2015	1	1	1	1	-	-	3	-	-	-	3	-	4	0.0%	↔	10
	2016	2	1	-	1	-	-	-	-	-	-	-	-	4	0.0%	↔	4
Uncontested Divorce	2015	7	7	9	7	11	4	9	10	13	3	5	5	30			90
	2016	8	13	10	6	-	-	-	-	-	-	-	-	37	23.3%	▲	37

Court: Radford Circuit

Start/End Date: Jan-15 / Apr-16

2015 Average Month: 89

Jan-Apr 2015: 264

Filings Trending: ▲

Circuit/Court ID: 27

227750


Type of Case: Filings

2016 Average Month:93

Jan-Apr 2016 : 372

Overall AVG. Month: 90

Monthly Summary

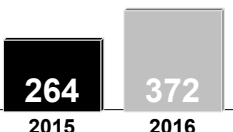


Jan 15-Apr 16

Totals

	2015	2016
Civil	156	95
Criminal	727	204
Other	189	73
Total	1,072	372

Jan --- Apr Filings



20152642016372

Jan --- Apr Filings

	2015	2016	% Change	Trending
Civil	59	95	61.0%	▲
Criminal	148	204	37.8%	▲
Other	57	73	28.1%	▲
Total	264	372	40.9%	▲

	Jan	Feb	Mar	Apr	May	Jun	Jul	Aug	Sep	Oct	Nov	Dec	Thru Apr	% Change	Trending	Total
2015	39	63	119	43	68	248	48	64	94	58	39	189	264			1,072
2016	70	94	159	49	-	-	-	-	-	-	-	-	372	40.9%	▲	372

		Jan	Feb	Mar	Apr	May	Jun	Jul	Aug	Sep	Oct	Nov	Dec	Thru Apr	% Change	Trending	Total
Administrative Law	2015	-	-	-	-	-	-	1	-	-	-	-	-	0			1
Contested Divorce	2015	-	-	1	-	-	-	-	-	1	-	1	1	1	0.0%	↔	4
	2016	1	-	-	-	-	-	-	-	-	-	-	-	1	0.0%	↔	1
Domestic and Family - Level 1	2015	5	-	6	4	-	2	3	-	-	-	-	4	15			24
	2016	-	2	-	2	-	-	-	-	-	-	-	-	4	-73.3%	▼	4
Domestic and Family - Level 2	2015	-	2	-	-	-	-	-	-	-	1	-	1	2			4
	2016	-	1	-	-	-	-	-	-	-	-	-	-	1	-50.0%	▼	1
General Civil - Level 1	2015	-	-	-	1	-	-	-	-	-	-	-	-	1			1
General Civil - Level 2	2015	-	4	1	-	1	-	-	2	-	-	1	-	5			9
	2016	2	1	2	-	-	-	-	-	-	-	-	-	5	0.0%	↔	5
General Civil - Level 3	2015	-	-	-	1	-	1	-	-	3	1	2	2	1			10
	2016	20	11	1	-	-	-	-	-	-	-	-	-	32	3,100.0%	▲	32
Miscellaneous	2015	17	20	24	21	14	19	32	31	18	16	22	35	82			269
	2016	24	33	37	24	-	-	-	-	-	-	-	-	118	43.9%	▲	118
Misdemeanor	2015	2	6	11	6	6	8	4	9	18	14	3	19	25			106
	2016	9	4	9	8	-	-	-	-	-	-	-	-	30	20.0%	▲	30
Non-Capital Felonies and Related Matters	2015	8	25	69	5	46	212	4	18	47	19	4	120	107			577
	2016	11	39	103	13	-	-	-	-	-	-	-	-	166	55.1%	▲	166
Other	2015	-	-	-	1	-	-	-	-	2	-	-	-	1			3
Other Criminally Related Matters	2015	6	3	5	2	-	3	3	4	3	6	5	6	16			46
	2016	1	2	5	-	-	-	-	-	-	-	-	-	8	-50.0%	▼	8
Probates/Wills and Trusts - Level 2	2015	-	-	1	-	-	1	-	-	-	-	-	-	1			2
	2016	-	-	1	-	-	-	-	-	-	-	-	-	1	0.0%	↔	1
Uncontested Divorce	2015	1	3	1	2	1	2	1	-	2	1	1	1	7			16
	2016	2	1	1	2	-	-	-	-	-	-	-	-	6	-14.3%	▼	6

Court: Smyth Circuit

Start/End Date: Jan-15 / Apr-16

2015 Average Month: 217

Jan-Apr 2015: 808

Filings Trending: ▲

Circuit/Court ID: 28

228173


Type of Case: Filings

2016 Average Month:477

Jan-Apr 2016 : 1,909

Overall AVG. Month: 282

Monthly Summary



Jan 15-Apr 16

Totals

	2015	2016
Civil	416	178
Criminal	1,085	396
Other	1,104	1,335
Total	2,605	1,909

Jan --- Apr Filings

808

2015

1,909

2016

Jan --- Apr Filings

	2015	2016	% Change	Trending
Civil	139	178	28.1%	▲
Criminal	337	396	17.5%	▲
Other	332	1,335	302.1%	▲
Total	808	1,909	136.3%	▲

	Jan	Feb	Mar	Apr	May	Jun	Jul	Aug	Sep	Oct	Nov	Dec	Thru Apr	% Change	Trending	Total
2015	176	191	273	168	195	215	167	217	295	185	170	353	808			2,605
2016	601	428	494	386	-	-	-	-	-	-	-	-	1,909	136.3%	▲	1,909

		Jan	Feb	Mar	Apr	May	Jun	Jul	Aug	Sep	Oct	Nov	Dec	Thru Apr	% Change	Trending	Total
Administrative Law	2015	-	-	-	-	1	-	2	-	-	-	-	2	0			5
Contested Divorce	2015	6	4	3	3	7	2	4	3	3	-	2	9	16	0.0%	↔	46
	2016	4	9	7	2	-	-	-	-	-	-	-	-	22	37.5%	▲	22
Domestic and Family - Level 1	2015	1	-	3	4	3	5	-	1	-	4	1	1	8			23
	2016	-	-	9	-	-	-	-	-	-	-	-	-	9	12.5%	▲	9
Domestic and Family - Level 2	2015	-	5	2	3	2	1	3	3	6	-	5	2	10			32
	2016	-	5	4	6	-	-	-	-	-	-	-	-	15	50.0%	▲	15
General Civil - Level 1	2015	1	-	-	-	1	-	1	-	1	-	-	3	1			7
	2016	-	1	1	-	-	-	-	-	-	-	-	-	2	100.0%	▲	2
General Civil - Level 2	2015	1	1	4	1	3	5	3	2	2	2	2	3	7			29
	2016	4	5	4	2	-	-	-	-	-	-	-	-	15	114.3%	▲	15
General Civil - Level 3	2015	2	5	2	3	4	2	3	1	5	3	5	4	12			39
	2016	2	4	6	1	-	-	-	-	-	-	-	-	13	8.3%	▲	13
Miscellaneous	2015	54	64	60	64	34	65	50	42	61	86	61	91	242			732
	2016	118	109	81	71	-	-	-	-	-	-	-	-	379	56.6%	▲	379
Misdemeanor	2015	12	14	17	20	19	7	7	47	29	8	14	11	63			205
	2016	7	20	16	6	-	-	-	-	-	-	-	-	49	-22.2%	▼	49
Non-Capital Felonies and Related Matters	2015	64	59	107	34	83	75	46	85	141	54	45	60	264			853
	2016	39	98	156	48	-	-	-	-	-	-	-	-	341	29.2%	▲	341
Other	2015	22	29	61	21	25	45	38	18	36	22	28	159	133			504
	2016	418	165	199	241	-	-	-	-	-	-	-	-	1,023	669.2%	▲	1,023
Other Criminally Related Matters	2015	3	2	3	3	6	1	2	4	-	-	2	2	11			28
	2016	2	1	2	3	-	-	-	-	-	-	-	-	8	-27.3%	▼	8
Probates/Wills and Trusts - Lev	2015	-	-	-	-	-	-	-	-	1	-	-	-	0			1
Probates/Wills and Trusts - Level 2	2015	-	-	3	-	-	1	2	2	1	2	-	-	3	0.0%	↔	11
	2016	1	2	-	-	-	-	-	-	-	-	-	-	3	0.0%	↔	3
Protective Orders	2015	-	-	-	-	-	-	1	-	-	-	-	-	0			1
Uncontested Divorce	2015	10	8	8	12	7	6	5	9	9	4	5	6	38	0.0%	↔	89
	2016	6	9	9	6	-	-	-	-	-	-	-	-	30	-21.1%	▼	30

Court: Washington Circuit

Start/End Date: Jan-15 / Apr-16

2015 Average Month: 288

Jan-Apr 2015: 1,221

Filings Trending: ▲

Circuit/Court ID: 28

228191


Type of Case: Filings

2016 Average Month:388

Jan-Apr 2016 : 1,551

Overall AVG. Month: 313

Monthly Summary



Jan 15-Apr 16

Totals

	2015	2016
Civil	609	212
Criminal	1,475	688
Other	1,369	651
Total	3,453	1,551

Jan --- Apr Filings

1,221

2015

1,551

2016

Jan --- Apr Filings

	2015	2016	% Change	Trending
Civil	218	212	-2.8%	▼
Criminal	627	688	9.7%	▲
Other	376	651	73.1%	▲
Total	1,221	1,551	27.0%	▲

	Jan	Feb	Mar	Apr	May	Jun	Jul	Aug	Sep	Oct	Nov	Dec	Thru Apr	% Change	Trending	Total
2015	384	188	291	358	193	223	369	194	266	331	227	429	1,221			3,453
2016	410	386	339	416	-	-	-	-	-	-	-	-	1,551	27.0%	▲	1,551

		Jan	Feb	Mar	Apr	May	Jun	Jul	Aug	Sep	Oct	Nov	Dec	Thru Apr	% Change	Trending	Total
Administrative Law	2015	-	-	-	-	-	1	-	3	-	-	-	-	0			4
	2016	-	-	4	-	-	-	-	-	-	-	-	-	4	0.0%	↔	4
Contested Divorce	2015	6	3	4	2	4	5	6	2	9	3	4	1	15			49
	2016	6	7	9	5	-	-	-	-	-	-	-	-	27	80.0%	▲	27
Domestic and Family - Level 1	2015	-	3	9	5	3	2	3	2	-	7	1	-	17			35
	2016	2	-	3	2	-	-	-	-	-	-	-	-	7	-58.8%	▼	7
Domestic and Family - Level 2	2015	3	2	1	5	4	4	4	2	-	2	4	1	11			32
	2016	-	3	6	4	-	-	-	-	-	-	-	-	13	18.2%	▲	13
General Civil - Level 1	2015	2	-	1	-	1	1	-	-	1	2	1	-	3			9
General Civil - Level 2	2015	9	4	4	6	6	6	10	4	7	7	3	5	23			71
	2016	4	3	2	5	-	-	-	-	-	-	-	-	14	-39.1%	▼	14
General Civil - Level 3	2015	6	9	6	6	5	6	4	6	4	5	4	5	27			66
	2016	2	3	9	2	-	-	-	-	-	-	-	-	16	-40.7%	▼	16
Miscellaneous	2015	103	85	133	102	88	92	133	113	132	132	123	306	423			1,542
	2016	186	201	165	149	-	-	-	-	-	-	-	-	701	65.7%	▲	701
Misdemeanor	2015	22	5	11	32	9	11	20	20	13	22	9	17	70			191
	2016	36	25	18	18	-	-	-	-	-	-	-	-	97	38.6%	▲	97
Non-Capital Felonies and Related Matters	2015	203	47	92	170	56	68	171	28	77	132	69	82	512			1,195
	2016	124	116	95	205	-	-	-	-	-	-	-	-	540	5.5%	▲	540
Other	2015	2	1	5	-	2	1	-	-	-	-	-	-	8			11
	2016	1	1	1	-	-	-	-	-	-	-	-	-	3	-62.5%	▼	3
Other Criminally Related Matters	2015	15	12	3	15	-	11	5	1	8	14	3	3	45			90
	2016	34	8	6	3	-	-	-	-	-	-	-	-	51	13.3%	▲	51
Probates/Wills and Trusts - Lev	2015	-	-	-	-	-	-	1	1	-	-	-	-	0			2
Probates/Wills and Trusts - Level 2	2015	1	1	1	-	3	-	-	1	2	-	-	1	3	0.0%	↔	10
	2016	1	3	3	3	-	-	-	-	-	-	-	-	10	233.3%	▲	10
Protective Orders	2015	-	1	-	1	-	-	1	-	-	-	-	-	2			3
	2016	1	-	-	1	-	-	-	-	-	-	-	-	2	0.0%	↔	2
Uncontested Divorce	2015	12	15	21	14	12	15	11	11	13	5	6	8	62			143
	2016	13	16	18	19	-	-	-	-	-	-	-	-	66	6.5%	▲	66

Court: Bristol Circuit

Start/End Date: Jan-15 / Apr-16

2015 Average Month: 174

Jan-Apr 2015: 672

Filings Trending: ▲

Circuit/Court ID: 28

228520


Type of Case: Filings

2016 Average Month:207

Jan-Apr 2016 : 827

Overall AVG. Month: 182

Monthly Summary



Jan 15-Apr 16

Totals

	2015	2016
Civil	349	144
Criminal	1,190	496
Other	550	187
Total	2,089	827

Jan --- Apr Filings

672

2015

827

2016

Jan --- Apr Filings

	2015	2016	% Change	Trending
Civil	122	144	18.0%	▲
Criminal	363	496	36.6%	▲
Other	187	187	-	↔
Total	672	827	23.1%	▲

	Jan	Feb	Mar	Apr	May	Jun	Jul	Aug	Sep	Oct	Nov	Dec	Thru Apr	% Change	Trending	Total
2015	124	224	163	161	285	168	129	159	179	179	161	157	672			2,089
2016	213	279	167	168	-	-	-	-	-	-	-	-	827	23.1%	▲	827

		Jan	Feb	Mar	Apr	May	Jun	Jul	Aug	Sep	Oct	Nov	Dec	Thru Apr	% Change	Trending	Total
Administrative Law	2015	-	-	1	2	-	-	-	-	-	-	-	-	3			3
	2016	1	1	-	-	-	-	-	-	-	-	-	-	2	-33.3%	▼	2
Contested Divorce	2015	5	1	6	1	2	2	3	2	2	3	5	2	13			34
	2016	2	1	1	2	-	-	-	-	-	-	-	-	6	-53.8%	▼	6
Domestic and Family - Level 1	2015	1	2	-	-	1	5	1	7	-	-	4	-	3			21
	2016	8	1	1	2	-	-	-	-	-	-	-	-	12	300.0%	▲	12
Domestic and Family - Level 2	2015	1	-	-	3	1	1	-	1	-	-	1	1	4			9
	2016	-	2	1	1	-	-	-	-	-	-	-	-	4	0.0%	↔	4
General Civil - Level 1	2015	-	-	-	1	-	1	-	1	-	-	-	-	1			3
General Civil - Level 2	2015	1	5	4	5	4	-	4	4	5	1	2	3	15			38
	2016	3	2	4	4	-	-	-	-	-	-	-	-	13	-13.3%	▼	13
General Civil - Level 3	2015	1	1	2	4	1	1	1	-	2	2	2	-	8			17
	2016	4	4	-	2	-	-	-	-	-	-	-	-	10	25.0%	▲	10
Miscellaneous	2015	35	28	33	29	31	42	37	33	36	40	47	49	125			440
	2016	62	64	51	35	-	-	-	-	-	-	-	-	212	69.6%	▲	212
Misdemeanor	2015	7	8	25	5	15	6	12	6	23	17	13	7	45			144
	2016	34	28	14	16	-	-	-	-	-	-	-	-	92	104.4%	▲	92
Non-Capital Felonies and Related Matters	2015	51	114	62	85	194	79	51	76	95	91	53	78	312			1,029
	2016	72	162	75	87	-	-	-	-	-	-	-	-	396	26.9%	▲	396
Other	2015	17	60	18	14	25	25	13	26	12	15	26	14	109			265
	2016	21	6	4	11	-	-	-	-	-	-	-	-	42	-61.5%	▼	42
Other Criminally Related Matters	2015	3	1	1	3	3	1	2	1	-	3	1	1	8			20
	2016	2	-	3	3	-	-	-	-	-	-	-	-	8	0.0%	↔	8
Probates/Wills and Trusts - Level 2	2015	-	-	1	1	-	1	-	1	-	-	-	-	2			4
	2016	-	-	-	1	-	-	-	-	-	-	-	-	1	-50.0%	▼	1
Protective Orders	2016	1	-	-	-	-	-	-	-	-	-	-	-	1			1
Uncontested Divorce	2015	2	4	10	8	8	4	5	1	4	7	7	2	24			62
	2016	3	8	13	4	-	-	-	-	-	-	-	-	28	16.7%	▲	28

Court: Buchanan Circuit

Start/End Date: Jan-15 / Apr-16

2015 Average Month: 213

Jan-Apr 2015: 861

Filings Trending: ▲

Circuit/Court ID: 29

229027


Type of Case: Filings

2016 Average Month:226

Jan-Apr 2016 : 902

Overall AVG. Month: 216

Monthly Summary



Jan 15-Apr 16

Totals

	2015	2016
Civil	360	154
Criminal	1,571	520
Other	628	228
Total	2,559	902

Jan --- Apr Filings

861

2015

902

2016

Jan --- Apr Filings

	2015	2016	% Change	Trending
Civil	93	154	65.6%	▲
Criminal	554	520	-6.1%	▼
Other	214	228	6.5%	▲
Total	861	902	4.8%	▲

	Jan	Feb	Mar	Apr	May	Jun	Jul	Aug	Sep	Oct	Nov	Dec	Thru Apr	% Change	Trending	Total
2015	288	70	128	375	122	113	248	108	522	259	155	171	861			2,559
2016	322	113	233	234	-	-	-	-	-	-	-	-	902	4.8%	▲	902

		Jan	Feb	Mar	Apr	May	Jun	Jul	Aug	Sep	Oct	Nov	Dec	Thru Apr	% Change	Trending	Total
Capital Murder	2015	-	-	-	1	-	-	-	-	-	-	-	-	1			1
Contested Divorce	2015	2	3	5	1	-	2	6	-	3	2	2	1	11			27
	2016	-	2	8	1	-	-	-	-	-	-	-	-	11	0.0%	↔	11
Domestic and Family - Level 1	2015	1	-	3	-	4	2	2	12	1	9	7	8	4			49
	2016	10	6	3	2	-	-	-	-	-	-	-	-	21	425.0%	▲	21
Domestic and Family - Level 2	2015	1	-	-	3	1	3	5	1	2	-	1	1	4			18
	2016	2	1	2	4	-	-	-	-	-	-	-	-	9	125.0%	▲	9
General Civil - Level 1	2015	-	1	3	-	-	1	-	-	1	-	1	-	4			7
	2016	1	-	-	-	-	-	-	-	-	-	-	-	1	-75.0%	▼	1
General Civil - Level 2	2015	5	4	1	6	6	14	11	4	1	8	9	5	16			74
	2016	6	5	11	7	-	-	-	-	-	-	-	-	29	81.3%	▲	29
General Civil - Level 3	2015	1	-	1	2	4	5	1	5	2	2	3	-	4			26
	2016	3	3	2	6	-	-	-	-	-	-	-	-	14	250.0%	▲	14
Miscellaneous	2015	46	40	84	70	48	52	60	40	59	83	59	73	240			714
	2016	73	63	65	72	-	-	-	-	-	-	-	-	273	13.8%	▲	273
Misdemeanor	2015	29	4	16	52	14	13	30	20	41	23	9	9	101			260
	2016	33	13	31	24	-	-	-	-	-	-	-	-	101	0.0%	↔	101
Non-Capital Felonies and Related Matters	2015	192	13	8	218	39	13	127	20	401	113	56	65	431			1,265
	2016	164	13	105	112	-	-	-	-	-	-	-	-	394	-8.6%	▼	394
Other	2015	-	-	-	-	-	-	-	1	-	1	1	1	0			4
	2016	-	1	2	-	-	-	-	-	-	-	-	-	3	0.0%	↔	3
Other Criminally Related Matters	2015	8	-	1	13	-	3	-	1	4	11	3	3	22			47
	2016	20	2	1	2	-	-	-	-	-	-	-	-	25	13.6%	▲	25
Probates/Wills and Trusts - Lev	2015	-	-	-	-	-	-	-	-	1	-	-	-	0			1
Probates/Wills and Trusts - Level 2	2015	1	-	1	1	1	-	1	-	1	1	-	1	3	0.0%	↔	8
	2016	1	-	1	-	-	-	-	-	-	-	-	-	2	-33.3%	▼	2
Protective Orders	2015	-	-	-	-	-	-	-	-	1	1	-	-	0			2
	2016	-	-	-	1	-	-	-	-	-	-	-	-	1	0.0%	↔	1
Uncontested Divorce	2015	2	5	5	8	5	5	5	4	4	5	4	4	20			56
	2016	9	4	2	3	-	-	-	-	-	-	-	-	18	-10.0%	▼	18

Court: Dickenson Circuit

Start/End Date: Jan-15 / Apr-16

2015 Average Month: 113

Jan-Apr 2015: 509

Filings Trending: ▼

Circuit/Court ID: 29

229051


Type of Case: Filings

2016 Average Month: 116

Jan-Apr 2016 : 463

Overall AVG. Month: 114

Monthly Summary



Jan 15-Apr 16

Totals

	2015	2016
Civil	223	77
Criminal	658	214
Other	472	172
Total	1,353	463

Jan --- Apr Filings

509

463

2015

2016

Jan --- Apr Filings

	2015	2016	% Change	Trending
Civil	66	77	16.7%	▲
Criminal	276	214	-22.5%	▼
Other	167	172	3.0%	▲
Total	509	463	-9.0%	▼

	Jan	Feb	Mar	Apr	May	Jun	Jul	Aug	Sep	Oct	Nov	Dec	Thru Apr	% Change	Trending	Total
2015	87	172	139	111	86	125	80	45	209	90	72	137	509			1,353
2016	64	83	211	105	-	-	-	-	-	-	-	-	463	-9.0%	▼	463

		Jan	Feb	Mar	Apr	May	Jun	Jul	Aug	Sep	Oct	Nov	Dec	Thru Apr	% Change	Trending	Total
Administrative Law	2015	-	-	-	-	-	-	-	-	-	-	-	1	0			1
Capital Murder	2016	-	-	11	-	-	-	-	-	-	-	-	-	11	0.0%	↔	11
Contested Divorce	2015	-	1	2	2	2	1	2	2	3	3	1	2	5			21
	2016	2	-	2	5	-	-	-	-	-	-	-	-	9	80.0%	▲	9
Domestic and Family - Level 1	2015	1	-	2	3	-	1	11	1	-	-	-	3	6			22
	2016	-	2	3	3	-	-	-	-	-	-	-	-	8	33.3%	▲	8
Domestic and Family - Level 2	2015	3	2	5	1	3	3	1	1	1	4	4	3	11			31
	2016	-	3	1	3	-	-	-	-	-	-	-	-	7	-36.4%	▼	7
General Civil - Level 1	2016	-	1	-	-	-	-	-	-	-	-	-	-	1			1
General Civil - Level 2	2015	-	-	4	2	2	2	3	2	3	2	1	4	6			25
	2016	1	1	3	4	-	-	-	-	-	-	-	-	9	50.0%	▲	9
General Civil - Level 3	2015	-	1	3	-	-	-	2	-	2	1	1	-	4			10
	2016	1	3	6	-	-	-	-	-	-	-	-	-	10	150.0%	▲	10
Miscellaneous	2015	30	25	38	50	27	41	33	19	24	36	34	46	143			403
	2016	38	48	38	28	-	-	-	-	-	-	-	-	152	6.3%	▲	152
Misdemeanor	2015	8	1	12	14	1	23	2	2	6	4	6	5	35			84
	2016	-	5	5	7	-	-	-	-	-	-	-	-	17	-51.4%	▼	17
Non-Capital Felonies and Related Matters	2015	34	122	55	30	34	36	13	2	150	22	15	61	241			574
	2016	11	5	121	47	-	-	-	-	-	-	-	-	184	-23.7%	▼	184
Other	2015	3	16	12	4	11	13	8	10	13	10	6	10	35			116
	2016	9	10	14	3	-	-	-	-	-	-	-	-	36	2.9%	▲	36
Other Criminally Related Matter	2016	-	1	1	-	-	-	-	-	-	-	-	-	2			2
Probates/Wills and Trusts - Level 1	2015	-	-	-	-	-	-	1	-	-	-	-	-	0			1
	2016	-	-	-	1	-	-	-	-	-	-	-	-	1	0.0%	↔	1
Probates/Wills and Trusts - Level 2	2015	1	-	2	-	-	-	2	2	-	-	-	2	3			9
	2016	-	-	1	-	-	-	-	-	-	-	-	-	1	-66.7%	▼	1
Protective Orders	2015	1	-	-	-	-	-	-	-	-	-	-	-	1			1
Uncontested Divorce	2015	6	4	4	5	6	5	2	4	7	8	4	-	19			55
	2016	2	4	5	4	-	-	-	-	-	-	-	-	15	-21.1%	▼	15

Court: Russell Circuit

Start/End Date: Jan-15 / Apr-16

2015 Average Month: 241

Jan-Apr 2015: 894

Filings Trending: ▲

Circuit/Court ID: 29

229167


Type of Case: Filings

2016 Average Month:413

Jan-Apr 2016 : 1,652

Overall AVG. Month: 284

Monthly Summary



Jan 15-Apr 16

Totals

	2015	2016
Civil	455	181
Criminal	1,338	660
Other	1,100	811
Total	2,893	1,652

Jan --- Apr Filings

894

2015

1,652

2016

Jan --- Apr Filings

	2015	2016	% Change	Trending
Civil	156	181	16.0%	▲
Criminal	426	660	54.9%	▲
Other	312	811	159.9%	▲
Total	894	1,652	84.8%	▲

	Jan	Feb	Mar	Apr	May	Jun	Jul	Aug	Sep	Oct	Nov	Dec	Thru Apr	% Change	Trending	Total
2015	221	244	200	229	326	160	162	230	236	188	298	399	894			2,893
2016	271	584	456	341	-	-	-	-	-	-	-	-	1,652	84.8%	▲	1,652

		Jan	Feb	Mar	Apr	May	Jun	Jul	Aug	Sep	Oct	Nov	Dec	Thru Apr	% Change	Trending	Total
Administrative Law	2015	-	-	1	1	-	-	-	1	-	1	-	-	2			4
	2016	-	-	-	1	-	-	-	-	-	-	-	-	1	-50.0%	▼	1
Contested Divorce	2015	3	8	5	8	4	4	1	4	4	2	5	4	24			52
	2016	3	5	2	3	-	-	-	-	-	-	-	-	13	-45.8%	▼	13
Domestic and Family - Level 1	2015	10	7	-	6	-	-	10	3	-	3	1	3	23			43
	2016	-	13	9	18	-	-	-	-	-	-	-	-	40	73.9%	▲	40
Domestic and Family - Level 2	2015	1	1	3	5	2	6	2	1	5	3	-	1	10			30
	2016	1	-	4	3	-	-	-	-	-	-	-	-	8	-20.0%	▼	8
General Civil - Level 1	2015	-	-	-	1	2	3	-	-	-	-	1	-	1			7
	2016	1	-	1	-	-	-	-	-	-	-	-	-	2	100.0%	▲	2
General Civil - Level 2	2015	7	3	3	4	9	2	2	7	6	9	4	5	17			61
	2016	8	3	4	7	-	-	-	-	-	-	-	-	22	29.4%	▲	22
General Civil - Level 3	2015	4	1	-	3	3	2	4	1	10	5	8	8	8			49
	2016	5	4	1	5	-	-	-	-	-	-	-	-	15	87.5%	▲	15
Miscellaneous	2015	60	58	47	67	53	52	56	51	75	74	67	139	232			799
	2016	108	117	110	80	-	-	-	-	-	-	-	-	415	78.9%	▲	415
Misdemeanor	2015	20	20	20	9	43	3	11	19	11	8	20	58	69			242
	2016	7	12	14	15	-	-	-	-	-	-	-	-	48	-30.4%	▼	48
Non-Capital Felonies and Related Matters	2015	80	121	65	79	157	43	45	115	64	47	122	127	345			1,065
	2016	80	297	132	89	-	-	-	-	-	-	-	-	598	73.3%	▲	598
Other	2015	17	12	40	36	44	32	18	16	46	23	49	45	105			378
	2016	48	112	167	98	-	-	-	-	-	-	-	-	425	304.8%	▲	425
Other Criminally Related Matters	2015	2	3	7	1	-	2	3	1	6	4	3	-	13			32
	2016	3	4	2	5	-	-	-	-	-	-	-	-	14	7.7%	▲	14
Probates/Wills and Trusts - Level 1	2015	-	-	-	-	1	-	-	-	-	-	-	-	0			1
	2016	-	1	-	-	-	-	-	-	-	-	-	-	1	0.0%	↔	1
Probates/Wills and Trusts - Level 2	2015	2	1	1	3	3	-	1	2	-	-	2	-	7			15
	2016	2	4	-	1	-	-	-	-	-	-	-	-	7	0.0%	↔	7
Protective Orders	2015	-	-	-	-	-	-	-	-	-	-	3	1	0			4
	2016	-	-	1	-	-	-	-	-	-	-	-	-	1	0.0%	↔	1
Uncontested Divorce	2015	15	9	8	6	5	11	9	9	9	9	13	8	38			111
	2016	5	12	9	16	-	-	-	-	-	-	-	-	42	10.5%	▲	42

Court: Tazewell Circuit

Start/End Date: Jan-15 / Apr-16

2015 Average Month: 484

Jan-Apr 2015: 2,409

Filings Trending: ▼

Circuit/Court ID: 29

229185


Type of Case: Filings

2016 Average Month: 526

Jan-Apr 2016 : 2,102

Overall AVG. Month: 495

Monthly Summary



Jan 15-Apr 16

Totals

	2015	2016
Civil	615	273
Criminal	3,962	1,248
Other	1,234	581
Total	5,811	2,102

Jan --- Apr Filings

2,409

2015

2,102

2016

Jan --- Apr Filings

	2015	2016	% Change	Trending
Civil	242	273	12.8%	▲
Criminal	1,717	1,248	-27.3%	▼
Other	450	581	29.1%	▲
Total	2,409	2,102	-12.7%	▼

	Jan	Feb	Mar	Apr	May	Jun	Jul	Aug	Sep	Oct	Nov	Dec	Thru Apr	% Change	Trending	Total
2015	426	985	721	277	430	308	721	348	380	374	529	312	2,409			5,811
2016	479	364	582	677	-	-	-	-	-	-	-	-	2,102	-12.7%	▼	2,102

		Jan	Feb	Mar	Apr	May	Jun	Jul	Aug	Sep	Oct	Nov	Dec	Thru Apr	% Change	Trending	Total
Administrative Law	2015	-	-	-	-	-	-	2	2	-	-	1	2	0			7
	2016	1	-	1	1	-	-	-	-	-	-	-	-	3	0.0%	↔	3
Capital Murder	2015	-	-	-	-	-	-	-	-	-	1	-	-	0			1
	2016	5	8	5	10	1	4	4	9	7	12	4	5	28	0.0%	↔	74
Contested Divorce	2015	4	7	4	5	-	-	-	-	-	-	-	-	20	-28.6%	▼	20
	2016	1	6	24	4	1	2	2	1	7	13	3	2	35			66
Domestic and Family - Level 1	2015	2	10	2	6	-	-	-	-	-	-	-	-	20	-42.9%	▼	20
	2016	4	2	3	1	5	4	5	3	1	1	5	1	10			35
Domestic and Family - Level 2	2015	2	9	9	6	-	-	-	-	-	-	-	-	26	160.0%	▲	26
	2016	-	1	1	1	1	-	-	1	1	-	1	-	3			7
General Civil - Level 1	2015	10	3	6	13	5	5	7	5	2	6	6	4	32			72
	2016	4	5	7	11	-	-	-	-	-	-	-	-	27	-15.6%	▼	27
General Civil - Level 2	2015	-	3	-	1	-	6	5	4	5	1	6	2	4			33
	2016	5	4	4	3	-	-	-	-	-	-	-	-	16	300.0%	▲	16
Miscellaneous	2015	124	111	155	98	74	84	76	100	97	124	99	148	488			1,290
	2016	163	184	150	127	-	-	-	-	-	-	-	-	624	27.9%	▲	624
Misdemeanor	2015	73	54	124	32	86	35	142	62	45	26	98	17	283			794
	2016	83	26	79	62	-	-	-	-	-	-	-	-	250	-11.7%	▼	250
Non-Capital Felonies and Related Matters	2015	185	770	374	93	243	143	451	138	198	161	278	100	1,422			3,134
	2016	188	84	294	417	-	-	-	-	-	-	-	-	983	-30.9%	▼	983
Other	2015	3	10	7	5	3	11	6	11	5	4	8	15	25			88
	2016	5	11	7	5	-	-	-	-	-	-	-	-	28	12.0%	▲	28
Other Criminally Related Matters	2015	5	5	2	2	1	-	4	2	3	3	7	1	14			35
	2016	2	3	1	11	-	-	-	-	-	-	-	-	17	21.4%	▲	17
Probates/Wills and Trusts - Level 1	2015	-	-	-	-	-	1	1	-	-	-	1	1	0			4
	2016	-	-	-	1	-	-	-	-	-	-	-	-	1	0.0%	↔	1
Probates/Wills and Trusts - Level 2	2015	4	3	5	6	1	1	3	1	-	6	1	-	18			31
	2016	4	-	3	3	-	-	-	-	-	-	-	-	10	-44.4%	▼	10
Uncontested Divorce	2015	12	9	15	11	9	12	13	9	9	16	11	14	47			140
	2016	16	21	21	19	-	-	-	-	-	-	-	-	77	63.8%	▲	77

Court: Lee Circuit

Start/End Date: Jan-15 / Apr-16

2015 Average Month: 195

Jan-Apr 2015: 705

Filings Trending: ▼

Circuit/Court ID: 30

230105


Type of Case: Filings

2016 Average Month: 171

Jan-Apr 2016 : 684

Overall AVG. Month: 189

Monthly Summary



Jan 15-Apr 16

Totals

	2015	2016
Civil	345	120
Criminal	1,450	363
Other	545	201
Total	2,340	684

Jan --- Apr Filings

705

2015

684

2016

Jan --- Apr Filings

	2015	2016	% Change	Trending
Civil	110	120	9.1%	▲
Criminal	442	363	-17.9%	▼
Other	153	201	31.4%	▲
Total	705	684	-3.0%	▼

	Jan	Feb	Mar	Apr	May	Jun	Jul	Aug	Sep	Oct	Nov	Dec	Thru Apr	% Change	Trending	Total
2015	148	220	161	176	234	226	160	231	197	230	94	263	705			2,340
2016	176	199	159	150	-	-	-	-	-	-	-	-	684	-3.0%	▼	684

		Jan	Feb	Mar	Apr	May	Jun	Jul	Aug	Sep	Oct	Nov	Dec	Thru Apr	% Change	Trending	Total
Administrative Law	2016	1	-	-	-	-	-	-	-	-	-	-	-	1			1
Contested Divorce	2015	5	2	3	4	3	2	5	2	1	2	1	-	14			30
	2016	1	6	5	3	-	-	-	-	-	-	-	-	15	7.1%	▲	15
Domestic and Family - Level 1	2015	2	7	1	-	2	13	4	6	-	-	-	1	10			36
	2016	1	-	-	1	-	-	-	-	-	-	-	-	2	-80.0%	▼	2
Domestic and Family - Level 2	2015	-	3	2	4	2	2	2	2	4	4	-	1	9			26
	2016	2	4	5	2	-	-	-	-	-	-	-	-	13	44.4%	▲	13
General Civil - Level 1	2015	-	-	1	3	-	1	1	-	1	-	-	1	4			8
	2016	-	-	-	1	-	-	-	-	-	-	-	-	1	-75.0%	▼	1
General Civil - Level 2	2015	4	5	3	4	2	4	1	3	-	2	4	4	16			36
	2016	1	4	3	4	-	-	-	-	-	-	-	-	12	-25.0%	▼	12
General Civil - Level 3	2015	8	1	1	1	-	-	1	5	-	7	1	4	11			29
	2016	2	5	2	-	-	-	-	-	-	-	-	-	9	-18.2%	▼	9
Miscellaneous	2015	51	36	50	34	32	46	54	41	66	75	39	106	171			630
	2016	60	57	76	40	-	-	-	-	-	-	-	-	233	36.3%	▲	233
Misdemeanor	2015	15	19	23	39	39	42	18	40	37	35	16	37	96			360
	2016	17	16	14	17	-	-	-	-	-	-	-	-	64	-33.3%	▼	64
Non-Capital Felonies and Related Matters	2015	54	137	52	73	135	98	53	112	59	91	15	84	316			963
	2016	63	91	43	62	-	-	-	-	-	-	-	-	259	-18.0%	▼	259
Other	2015	-	-	-	-	1	-	-	-	1	1	-	-	0			3
	2016	-	-	-	1	-	-	-	-	-	-	-	-	1	0.0%	↔	1
Other Criminally Related Matters	2015	3	7	13	7	14	11	13	7	20	9	11	12	30			127
	2016	21	5	5	9	-	-	-	-	-	-	-	-	40	33.3%	▲	40
Probates/Wills and Trusts - Lev	2015	-	-	-	-	-	-	-	-	-	-	1	1	0			2
Probates/Wills and Trusts - Level 2	2015	-	-	2	1	2	1	2	8	1	1	2	6	3	0.0%	↔	26
	2016	2	4	-	4	-	-	-	-	-	-	-	-	10	233.3%	▲	10
Protective Orders	2015	-	-	-	-	-	-	2	1	-	-	-	-	0			3
Uncontested Divorce	2015	6	3	10	6	2	6	4	4	7	3	4	6	25	0.0%	↔	61
	2016	5	7	6	6	-	-	-	-	-	-	-	-	24	-4.0%	▼	24

Court: Scott Circuit

Start/End Date: Jan-15 / Apr-16

2015 Average Month: 224

Jan-Apr 2015: 909

Filings Trending: ▲

Circuit/Court ID: 30

230169


Type of Case: Filings

2016 Average Month:237

Jan-Apr 2016 : 946

Overall AVG. Month: 227

Monthly Summary



Jan 15-Apr 16

Totals

	2015	2016
Civil	342	134
Criminal	1,736	530
Other	610	282
Total	2,688	946

Jan --- Apr Filings

909

2015

946

2016

Jan --- Apr Filings

	2015	2016	% Change	Trending
Civil	109	134	22.9%	▲
Criminal	604	530	-12.3%	▼
Other	196	282	43.9%	▲
Total	909	946	4.1%	▲

	Jan	Feb	Mar	Apr	May	Jun	Jul	Aug	Sep	Oct	Nov	Dec	Thru Apr	% Change	Trending	Total
2015	110	150	349	300	167	177	195	191	361	350	155	183	909			2,688
2016	265	235	248	198	-	-	-	-	-	-	-	-	946	4.1%	▲	946

		Jan	Feb	Mar	Apr	May	Jun	Jul	Aug	Sep	Oct	Nov	Dec	Thru Apr	% Change	Trending	Total
Administrative Law	2015	-	1	-	-	-	-	-	-	1	-	-	-	1			2
Contested Divorce	2015	5	2	3	4	4	3	6	2	2	3	1	2	14			37
	2016	4	2	5	12	-	-	-	-	-	-	-	-	23	64.3%	▲	23
Domestic and Family - Level 1	2015	1	1	1	2	-	6	-	-	3	1	1	4	5			20
	2016	4	-	-	1	-	-	-	-	-	-	-	-	5	0.0%	↔	5
Domestic and Family - Level 2	2015	-	2	3	2	1	-	1	3	1	1	-	-	7			14
	2016	-	2	1	1	-	-	-	-	-	-	-	-	4	-42.9%	▼	4
General Civil - Level 1	2015	-	-	-	-	-	1	1	-	-	1	1	-	0			4
	2016	1	2	-	1	-	-	-	-	-	-	-	-	4	0.0%	↔	4
General Civil - Level 2	2015	-	2	3	4	5	3	6	1	3	1	3	1	9			32
	2016	3	7	3	-	-	-	-	-	-	-	-	-	13	44.4%	▲	13
General Civil - Level 3	2015	3	3	1	2	7	4	4	4	2	-	2	1	9			33
	2016	7	2	6	4	-	-	-	-	-	-	-	-	19	111.1%	▲	19
Miscellaneous	2015	50	38	87	50	41	43	49	64	41	73	54	119	225			709
	2016	93	80	82	52	-	-	-	-	-	-	-	-	307	36.4%	▲	307
Misdemeanor	2015	21	12	63	44	25	48	41	31	39	26	39	17	140			406
	2016	43	52	45	33	-	-	-	-	-	-	-	-	173	23.6%	▲	173
Non-Capital Felonies and Related Matters	2015	23	83	170	166	70	52	74	69	254	215	40	18	442			1,234
	2016	98	75	74	73	-	-	-	-	-	-	-	-	320	-27.6%	▼	320
Other	2015	-	-	-	1	-	-	-	-	-	1	-	-	1			2
Other Criminally Related Matters	2015	-	1	6	15	5	10	7	7	9	19	6	11	22			96
	2016	6	3	22	6	-	-	-	-	-	-	-	-	37	68.2%	▲	37
Probates/Wills and Trusts - Lev	2015	-	1	-	-	-	-	-	-	-	-	-	-	1			1
Probates/Wills and Trusts - Level 2	2015	1	-	2	1	1	-	1	4	-	2	2	1	4			15
	2016	1	1	4	3	-	-	-	-	-	-	-	-	9	125.0%	▲	9
Uncontested Divorce	2015	6	4	10	9	8	7	5	6	6	7	6	9	29			83
	2016	5	9	6	12	-	-	-	-	-	-	-	-	32	10.3%	▲	32

Court: Wise Circuit

Start/End Date: Jan-15 / Apr-16

2015 Average Month: 383

Jan-Apr 2015: 1,336

Filings Trending: ▲

Circuit/Court ID: 30

230195


Type of Case: Filings

2016 Average Month:372

Jan-Apr 2016 : 1,487

Overall AVG. Month: 380

Monthly Summary



Jan 15-Apr 16

Totals

	2015	2016
Civil	795	255
Criminal	2,892	882
Other	913	350
Total	4,600	1,487

Jan --- Apr Filings

1,336

2015

1,487

2016

Jan --- Apr Filings

	2015	2016	% Change	Trending
Civil	260	255	-1.9%	▼
Criminal	739	882	19.4%	▲
Other	337	350	3.9%	▲
Total	1,336	1,487	11.3%	▲

	Jan	Feb	Mar	Apr	May	Jun	Jul	Aug	Sep	Oct	Nov	Dec	Thru Apr	% Change	Trending	Total
2015	262	217	485	372	213	540	638	366	294	276	340	597	1,336			4,600
2016	285	485	423	294	-	-	-	-	-	-	-	-	1,487	11.3%	▲	1,487

		Jan	Feb	Mar	Apr	May	Jun	Jul	Aug	Sep	Oct	Nov	Dec	Thru Apr	% Change	Trending	Total
Administrative Law	2015	-	-	1	-	1	-	-	-	1	-	2	2	1			7
	2016	1	-	-	-	-	-	-	-	-	-	-	-	1	0.0%	↔	1
Capital Murder	2015	-	-	-	-	-	-	-	1	1	-	-	-	0			2
	2016	7	4	9	12	8	5	5	9	7	4	6	6	32	0.0%	↔	82
Contested Divorce	2015	2	9	7	7	-	-	-	-	-	-	-	-	25	-21.9%	▼	25
	2016	6	4	2	5	7	6	2	6	1	8	3	8	17			58
Domestic and Family - Level 1	2015	4	1	1	2	-	-	-	-	-	-	-	-	8	-52.9%	▼	8
	2016	4	2	6	1	7	3	4	3	7	4	3	2	13			46
Domestic and Family - Level 2	2015	2	3	6	3	-	-	-	-	-	-	-	-	14	7.7%	▲	14
	2016	4	-	-	-	2	1	1	-	1	1	1	1	4			12
General Civil - Level 1	2015	-	1	-	2	-	-	-	-	-	-	-	-	3	-25.0%	▼	3
	2016	13	3	13	6	11	11	17	9	16	12	8	10	35			129
General Civil - Level 2	2015	5	12	14	9	-	-	-	-	-	-	-	-	40	14.3%	▲	40
	2016	2	5	4	1	3	4	6	4	5	3	6	8	12			51
General Civil - Level 3	2015	3	-	3	6	-	-	-	-	-	-	-	-	12	0.0%	↔	12
	2016	91	70	132	101	53	82	45	92	79	92	82	135	394			1,054
Miscellaneous	2015	85	117	114	84	-	-	-	-	-	-	-	-	400	1.5%	▲	400
	2016	48	30	81	71	36	138	66	79	52	38	73	145	230			857
Misdemeanor	2015	42	51	81	32	-	-	-	-	-	-	-	-	206	-10.4%	▼	206
	2016	57	56	213	146	57	245	453	125	97	92	130	264	472			1,935
Non-Capital Felonies and Related Matters	2015	101	250	158	120	-	-	-	-	-	-	-	-	629	33.3%	▲	629
	2016	3	2	-	3	3	4	3	10	2	4	1	1	8			36
Other	2015	5	4	2	2	-	-	-	-	-	-	-	-	13	62.5%	▲	13
	2016	4	18	6	10	9	16	9	10	11	-	6	4	38			103
Other Criminally Related Matters	2015	11	12	14	10	-	-	-	-	-	-	-	-	47	23.7%	▲	47
	2016	1	-	-	-	-	-	-	-	-	-	-	-	1			1
Probates/Wills and Trusts - Lev	2015	1	4	1	1	-	3	2	2	2	1	1	3	7			21
	2016	5	5	5	2	-	-	-	-	-	-	-	-	17	142.9%	▲	17
Probates/Wills and Trusts - Level 2	2015	22	19	17	15	16	22	25	16	12	17	18	8	73			207
	2016	18	20	18	15	-	-	-	-	-	-	-	-	71	-2.7%	▼	71
Uncontested Divorce	2015																
	2016																

Court: Prince William Circuit

Start/End Date: Jan-15 / Apr-16

2015 Average Month: 1,456

Jan-Apr 2015: 5,599

Filings Trending: ▲

Circuit/Court ID: 31

231153


Type of Case: Filings

2016 Average Month: 1,552

Jan-Apr 2016 : 6,206

Overall AVG. Month: 1,480

Monthly Summary



Jan 15-Apr 16

Totals

	2015	2016
Civil	5,212	1,610
Criminal	5,521	1,784
Other	6,736	2,812
Total	17,469	6,206

Jan --- Apr Filings

5,599

2015

6,206

2016

Jan --- Apr Filings

	2015	2016	% Change	Trending
Civil	1,836	1,610	-12.3%	▼
Criminal	1,692	1,784	5.4%	▲
Other	2,071	2,812	35.8%	▲
Total	5,599	6,206	10.8%	▲

	Jan	Feb	Mar	Apr	May	Jun	Jul	Aug	Sep	Oct	Nov	Dec	Thru Apr	% Change	Trending	Total
2015	1,393	1,258	1,505	1,443	1,307	1,435	1,521	1,371	1,298	1,420	1,519	1,999	5,599			17,469
2016	1,404	1,671	1,721	1,410	-	-	-	-	-	-	-	-	6,206	10.8%	▲	6,206

		Jan	Feb	Mar	Apr	May	Jun	Jul	Aug	Sep	Oct	Nov	Dec	Thru Apr	% Change	Trending	Total
Administrative Law	2015	3	1	1	-	-	-	-	-	-	-	2	-	5			7
	2016	4	-	-	4	-	-	-	-	-	-	-	-	8	60.0%	▲	8
Capital Murder	2015	-	-	-	5	-	-	-	-	-	-	-	-	5			5
	2016	-	-	-	-	-	-	-	-	-	-	-	-	-			-
Contested Divorce	2015	31	45	38	38	42	29	36	42	22	32	36	29	152			420
	2016	22	34	28	31	-	-	-	-	-	-	-	-	115	-24.3%	▼	115
Domestic and Family - Level 1	2015	13	23	15	28	20	17	19	16	15	20	26	22	79			234
	2016	19	18	27	22	-	-	-	-	-	-	-	-	86	8.9%	▲	86
Domestic and Family - Level 2	2015	44	29	28	12	7	15	9	42	14	28	10	13	113			251
	2016	6	12	20	8	-	-	-	-	-	-	-	-	46	-59.3%	▼	46
General Civil - Level 1	2015	5	-	-	4	8	2	1	3	3	2	2	1	9			31
	2016	2	3	6	3	-	-	-	-	-	-	-	-	14	55.6%	▲	14
General Civil - Level 2	2015	72	65	70	97	73	91	90	63	63	64	49	69	304			866
	2016	57	83	70	59	-	-	-	-	-	-	-	-	269	-11.5%	▼	269
General Civil - Level 3	2015	21	30	34	28	27	28	34	26	41	28	27	34	113			358
	2016	21	28	21	21	-	-	-	-	-	-	-	-	91	-19.5%	▼	91
Miscellaneous	2015	576	528	658	625	475	551	616	573	574	583	651	1,176	2,387			7,586
	2016	737	808	895	662	-	-	-	-	-	-	-	-	3,102	30.0%	▲	3,102
Misdemeanor	2015	109	83	98	67	106	92	141	131	114	126	152	127	357			1,346
	2016	121	96	97	70	-	-	-	-	-	-	-	-	384	7.6%	▲	384
Non-Capital Felonies and Related Matters	2015	286	238	300	280	217	274	296	258	242	319	350	254	1,104			3,314
	2016	197	307	311	305	-	-	-	-	-	-	-	-	1,120	1.4%	▲	1,120
Other	2015	74	72	90	67	144	151	86	64	53	69	54	93	303			1,017
	2016	69	103	70	73	-	-	-	-	-	-	-	-	315	4.0%	▲	315
Other Criminally Related Matters	2015	81	38	53	64	93	78	93	55	72	57	79	105	236			868
	2016	76	84	71	46	-	-	-	-	-	-	-	-	277	17.4%	▲	277
Probates/Wills and Trusts - Level 1	2015	1	1	1	3	1	-	1	1	2	1	-	1	6			13
	2016	-	-	-	1	-	-	-	-	-	-	-	-	1	-83.3%	▼	1
Probates/Wills and Trusts - Level 2	2015	8	14	13	8	8	10	13	6	8	10	6	6	43			110
	2016	7	8	12	15	-	-	-	-	-	-	-	-	42	-2.3%	▼	42
Protective Orders	2015	1	4	3	1	1	3	-	1	1	1	5	5	9			26
	2016	1	-	-	-	-	-	-	-	-	-	-	-	1	-88.9%	▼	1
Uncontested Divorce	2015	68	87	103	121	85	94	86	90	74	80	70	64	379			1,022
	2016	65	87	93	85	-	-	-	-	-	-	-	-	330	-12.9%	▼	330