

Court: Chesapeake Circuit

Start/End Date: Jan-14 / Oct-15

2014 Average Month: 1,110

Jan-Oct 2014: 11,328

Filings Trending: Downward ▼

Circuit/Court ID: 1 201550

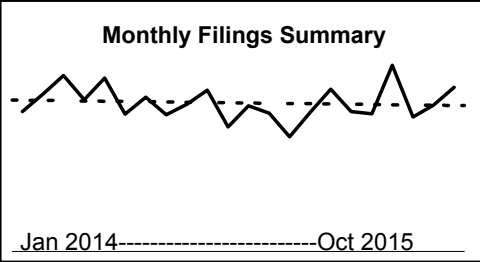
Type of Case: Filings

2015 Average Month:1,080

Jan-Oct 2015 : 10,796

Overall AVG. Month: 1,096

Monthly Filings Summary



January --- October Filings

11,328

2014

10,796

2015

			Jan	Feb	Mar	Apr	May	Jun	Jul	Aug	Sep	Oct	Nov	Dec	Thru Oct	% Change	Trending	Total
2014			1,032	1,161	1,299	1,120	1,279	1,014	1,138	1,009	1,085	1,191	919	1,075	11,328			13,322
2015			1,020	845	1,028	1,196	1,033	1,015	1,374	993	1,080	1,212	-	-	10,796	-4.7%	▼	10,796

			Jan	Feb	Mar	Apr	May	Jun	Jul	Aug	Sep	Oct	Nov	Dec	Thru Oct	% Change	Trending	Total
Civil	Administrative Law	2014	1	1	3	1	-	-	1	1	4	2	2	1	14			17
		2015	1	-	-	3	4	1	3	4	3	1	-	-	20	42.9%	▲	20
	Contested Divorce	2014	18	32	33	33	25	31	25	22	21	25	16	18	265			299
		2015	12	21	29	24	29	27	25	15	19	16	-	-	217	-18.1%	▼	217
	Domestic and Family - Level 1	2014	8	13	20	15	22	11	15	15	25	15	17	17	159			193
		2015	11	16	13	33	10	20	20	17	17	15	-	-	172	8.2%	▲	172
	Domestic and Family - Level 2	2014	14	8	9	16	14	3	4	8	9	11	6	7	96			109
		2015	3	10	9	9	5	6	6	4	8	5	-	-	65	-32.3%	▼	65
	General Civil - Level 1	2014	3	1	2	3	4	2	3	4	1	9	1	3	32			36
		2015	1	2	2	4	2	1	2	2	5	4	-	-	25	-21.9%	▼	25
	General Civil - Level 2	2014	18	51	36	38	61	36	52	39	30	65	30	30	426			486
		2015	30	56	34	61	31	39	70	40	36	50	-	-	447	4.9%	▲	447
	General Civil - Level 3	2014	19	29	21	17	30	13	22	17	22	39	10	14	229			253
		2015	4	16	11	30	17	16	29	4	9	30	-	-	166	-27.5%	▼	166
	Probates/Wills and Trusts - Level 1	2014	1	-	1	-	-	-	-	-	-	2	-	1	4			5
		2015	2	2	1	1	-	2	-	-	1	2	-	-	11	175.0%	▲	11
	Probates/Wills and Trusts - Level 2	2014	4	7	3	8	5	8	4	2	4	7	3	2	52			57
		2015	8	2	10	3	4	5	7	11	4	9	-	-	63	21.2%	▲	63
	Protective Orders	2014	-	-	-	1	-	-	-	-	-	-	-	-	1			1
	Uncontested Divorce	2014	50	61	74	72	77	57	66	50	49	72	45	48	628			721
		2015	37	48	58	50	60	56	56	50	59	58	-	-	532	-15.3%	▼	532
Criminal	Capital Murder	2015	-	-	-	-	-	1	-	-	-	-	-	-	1			1
	Misdemeanor	2014	127	114	161	157	165	145	134	148	158	125	105	127	1,434			1,666
		2015	101	82	104	135	124	105	131	122	113	122	-	-	1,139	-20.6%	▼	1,139
	Non-Capital Felonies and Related Matters	2014	275	307	341	257	381	349	339	304	341	328	310	339	3,222			3,871
		2015	315	183	258	408	347	332	330	288	307	393	-	-	3,161	-1.9%	▼	3,161
	Other Criminally Related Matters	2014	18	29	45	59	61	44	53	45	62	55	50	59	471			580
		2015	31	50	42	39	37	51	74	42	57	49	-	-	472	0.2%	▲	472
Other	Miscellaneous	2014	413	443	485	388	370	232	348	299	312	375	293	365	3,665			4,323
		2015	402	322	385	340	313	295	473	307	352	334	-	-	3,523	-3.9%	▼	3,523
	Other	2014	63	65	65	55	64	83	72	55	47	61	31	44	630			705
		2015	62	35	72	56	50	58	148	87	90	124	-	-	782	24.1%	▲	782

Court: Accomack Circuit

Start/End Date: Jan-14 / Oct-15

2014 Average Month: 104

Jan-Oct 2014: 1,046

Filings Trending: Steady ↔

Circuit/Court ID: 2 202001

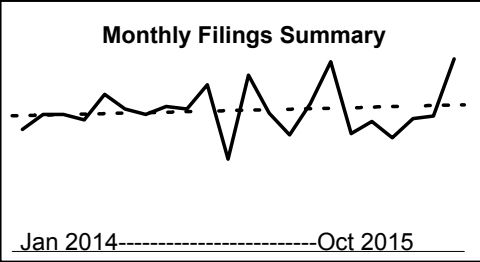
Type of Case: Filings

2015 Average Month:104

Jan-Oct 2015 : 1,044

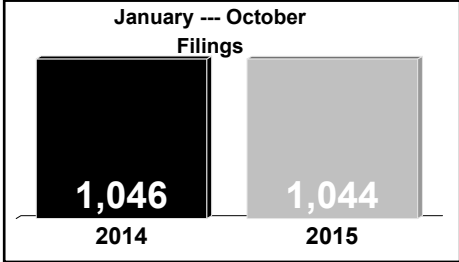
Overall AVG. Month: 104

Monthly Filings Summary



Jan 2014-----Oct 2015

January --- October Filings



1,046 1,044

2014 2015

			Jan	Feb	Mar	Apr	May	Jun	Jul	Aug	Sep	Oct	Nov	Dec	Thru Oct	% Change	Trending	Total
2014			90	101	101	97	116	105	101	107	105	123	68	130	1,046			1,244
2015			102	86	109	140	87	96	84	98	100	142	-	-	1,044	-0.2%	▼	1,044

			Jan	Feb	Mar	Apr	May	Jun	Jul	Aug	Sep	Oct	Nov	Dec	Thru Oct	% Change	Trending	Total
Civil	Administrative Law	2014	-	-	-	-	-	-	-	3	-	1	1	2	4			7
		2015	-	-	-	-	-	-	-	-	-	2	-	-	2	-50.0%	▼	2
	Contested Divorce	2014	3	-	5	2	2	3	2	2	-	5	-	1	24			25
		2015	5	4	4	3	5	3	3	1	7	2	-	-	37	54.2%	▲	37
	Domestic and Family - Level 1	2014	-	1	1	3	2	-	2	4	1	-	-	-	14			14
		2015	-	2	-	2	2	-	1	-	2	4	-	-	13	-7.1%	▼	13
	Domestic and Family - Level 2	2014	2	-	-	1	1	-	-	4	-	-	-	-	8			8
		2015	2	-	-	-	-	2	4	1	-	-	-	-	9	12.5%	▲	9
	General Civil - Level 1	2014	1	-	-	-	-	-	1	-	-	-	-	-	2			2
		2015	2	-	-	1	1	2	-	2	-	2	-	-	10	400.0%	▲	10
	General Civil - Level 2	2014	4	4	7	5	8	12	13	12	6	6	1	7	77			85
		2015	18	4	3	4	10	5	3	12	11	3	-	-	73	-5.2%	▼	73
	General Civil - Level 3	2014	6	3	3	6	10	7	5	1	4	6	1	3	51			55
		2015	6	3	1	6	6	8	4	4	3	3	-	-	44	-13.7%	▼	44
	Probates/Wills and Trusts - Level 2	2014	1	-	-	-	1	-	1	-	-	-	-	-	3			3
		2015	-	-	1	-	-	-	-	3	-	-	-	-	4	33.3%	▲	4
Protective Orders	2014	1	2	1	-	-	2	-	-	-	1	-	-	7			7	
	2015	-	-	-	-	-	-	1	-	-	-	-	-	1	-85.7%	▼	1	
Uncontested Divorce	2014	10	4	5	7	6	7	5	5	14	6	3	1	69			73	
	2015	9	4	8	4	3	6	6	7	7	7	-	-	61	-11.6%	▼	61	
Criminal	Misdemeanor	2014	12	11	3	9	7	13	7	4	10	11	5	17	87			109
		2015	2	3	8	4	4	8	10	9	4	11	-	-	63	-27.6%	▼	63
	Non-Capital Felonies and Related Matters	2014	6	19	19	17	43	24	14	35	21	31	9	29	229			267
		2015	9	39	12	65	10	31	11	26	20	36	-	-	259	13.1%	▲	259
	Other Criminally Related Matters	2014	5	1	4	-	1	3	2	5	4	5	-	4	30			34
2015		4	-	6	2	-	2	-	-	-	2	-	-	16	-46.7%	▼	16	
Other	Miscellaneous	2014	38	54	50	45	35	33	46	30	42	49	47	64	422			533
		2015	44	26	65	48	45	27	39	30	44	68	-	-	436	3.3%	▲	436
	Other	2014	1	2	3	2	-	1	3	2	3	2	1	2	19			22
2015		1	1	1	1	1	2	2	3	2	2	-	-	16	-15.8%	▼	16	

Court: Northampton Circuit

Start/End Date: Jan-14 / Oct-15

2014 Average Month: 71

Jan-Oct 2014: 699

Filings Trending: Steady ↔

Circuit/Court ID: 2 202131


Type of Case: Filings

2015 Average Month:68

Jan-Oct 2015 : 683

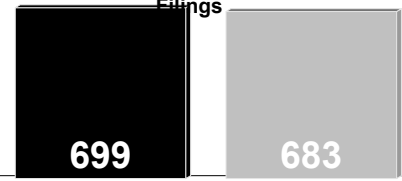
Overall AVG. Month: 70

Monthly Filings Summary



Jan 2014-----Oct 2015

January --- October Filings



699 2014 683 2015

	Jan	Feb	Mar	Apr	May	Jun	Jul	Aug	Sep	Oct	Nov	Dec	Thru Oct	% Change	Trending	Total
2014	58	48	80	73	103	44	52	60	110	71	84	68	699			851
2015	55	46	70	46	58	83	82	75	60	108	-	-	683	-2.3%	▼	683

			Jan	Feb	Mar	Apr	May	Jun	Jul	Aug	Sep	Oct	Nov	Dec	Thru Oct	% Change	Trending	Total
Civil	Administrative Law	2015	-	-	-	-	1	-	-	-	-	-	-	-	1			1
	Contested Divorce	2014	1	-	-	1	-	2	-	2	1	-	-	-	7			7
		2015	1	-	2	1	-	-	2	-	-	1	-	-	7	0.0%	↔	7
	Domestic and Family - Level 1	2014	-	-	-	-	-	-	-	8	1	-	2	-	9			11
		2015	-	-	-	1	3	-	2	-	-	-	-	-	6	-33.3%	▼	6
	Domestic and Family - Level 2	2014	-	-	-	-	-	-	-	-	-	1	-	1	1			2
		2015	-	1	1	-	-	1	-	-	-	-	-	-	3	200.0%	▲	3
	General Civil - Level 2	2014	2	1	3	4	10	6	-	2	3	4	2	5	35			42
		2015	2	1	4	3	2	4	4	2	2	-	-	-	24	-31.4%	▼	24
	General Civil - Level 3	2014	2	3	1	8	1	3	3	1	5	10	13	3	37			53
		2015	9	1	-	2	4	7	5	7	3	7	-	-	45	21.6%	▲	45
	Probates/Wills and Trusts - Level 2	2014	-	-	2	-	-	-	-	1	1	2	-	-	6			6
		2015	1	2	2	3	1	-	-	-	-	-	-	-	9	50.0%	▲	9
	Protective Orders	2014	-	-	-	-	-	-	-	1	-	1	-	-	2			2
Criminal	Uncontested Divorce	2014	1	4	8	2	-	-	2	1	5	5	-	2	28			30
		2015	-	1	2	4	-	2	2	5	2	2	-	-	20	-28.6%	▼	20
	Misdemeanor	2014	16	13	22	15	26	15	18	13	31	16	19	17	185			221
		2015	15	8	15	10	14	20	27	26	23	43	-	-	201	8.6%	▲	201
Other	Non-Capital Felonies and Related Matters	2014	16	2	17	23	37	10	14	4	45	6	25	14	174			213
		2015	7	6	21	8	12	19	20	7	10	30	-	-	140	-19.5%	▼	140
	Other Criminally Related Matters	2014	4	8	4	3	4	5	3	6	5	4	4	5	46			55
		2015	7	6	4	6	7	17	3	8	4	2	-	-	64	39.1%	▲	64
Other	Miscellaneous	2014	16	17	23	17	25	3	12	21	13	20	19	19	167			205
		2015	13	20	19	8	14	13	17	20	16	23	-	-	163	-2.4%	▼	163
Other			2014	-	-	-	-	-	-	-	-	2	-	2	2			4

Court: Virginia Beach Circuit

Start/End Date: Jan-14 / Oct-15

2014 Average Month: 406

Jan-Oct 2014: 1,598

Filings Trending: Upward ▲

Circuit/Court ID: 2 202810

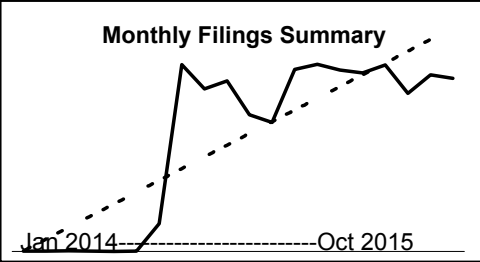
Type of Case: Filings

2015 Average Month:1,246

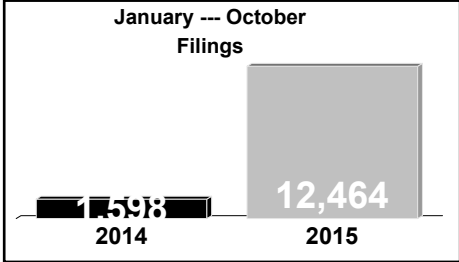
Jan-Oct 2015 : 12,464

Overall AVG. Month: 826

Monthly Filings Summary



January --- October Filings



			Jan	Feb	Mar	Apr	May	Jun	Jul	Aug	Sep	Oct	Nov	Dec	Thru Oct	% Change	Trending	Total
2014			-	2	-	2	4	3	1	3	205	1,378	1,200	1,258	1,598			4,056
2015			1,009	953	1,343	1,381	1,339	1,317	1,376	1,166	1,304	1,276	-	-	12,464	680.0%	▲	12,464

			Jan	Feb	Mar	Apr	May	Jun	Jul	Aug	Sep	Oct	Nov	Dec	Thru Oct	% Change	Trending	Total
Civil	Administrative Law	2014	-	-	-	-	-	-	-	-	-	4	-	2	4			6
		2015	2	2	3	2	2	-	-	-	1	2	-	-	14	250.0%	▲	14
	Contested Divorce	2014	-	-	-	-	-	-	-	-	-	43	33	31	43			107
		2015	19	22	48	31	33	35	34	28	24	24	-	-	298	593.0%	▲	298
	Domestic and Family - Level 1	2014	-	1	-	1	4	2	-	1	5	21	28	27	35			90
		2015	21	37	27	49	40	59	58	62	52	55	-	-	460	1,214.3%	▲	460
	Domestic and Family - Level 2	2014	-	-	-	-	-	-	-	-	-	11	13	7	11			31
		2015	4	14	15	11	8	20	9	11	15	14	-	-	121	1,000.0%	▲	121
	General Civil - Level 1	2014	-	-	-	-	-	-	-	-	1	4	1	1	5			7
		2015	3	4	3	4	5	3	3	11	4	2	-	-	42	740.0%	▲	42
	General Civil - Level 2	2014	-	-	-	-	-	-	-	-	-	70	78	68	70			216
		2015	58	49	82	58	57	66	68	58	78	85	-	-	659	841.4%	▲	659
	General Civil - Level 3	2014	-	-	-	-	-	-	-	-	1	32	27	22	33			82
		2015	26	23	48	85	77	106	90	113	74	94	-	-	736	2,130.3%	▲	736
	Probates/Wills and Trusts - Level 1	2014	-	-	-	-	-	-	-	-	-	-	-	1	0			1
		2015	-	-	2	1	1	1	1	2	-	-	-	-	8	0.0%	↔	8
	Probates/Wills and Trusts - Level 2	2014	-	-	-	-	-	-	-	-	-	9	5	4	9			18
		2015	11	5	8	8	9	17	12	9	13	10	-	-	102	1,033.3%	▲	102
	Protective Orders	2014	-	-	-	-	-	-	1	-	-	-	-	1	1			2
		2015	-	-	-	-	1	-	-	-	-	1	-	-	2	100.0%	▲	2
	Uncontested Divorce	2014	-	-	-	-	-	-	-	-	-	84	63	63	84			210
		2015	73	51	98	87	86	89	74	72	67	65	-	-	762	807.1%	▲	762
Criminal	Capital Murder	2015	-	1	-	-	2	-	-	-	1	-	-	-	4			4
	Misdemeanor	2014	-	1	-	-	-	1	-	2	76	230	201	293	310			804
		2015	150	143	190	251	243	210	266	191	208	255	-	-	2,107	579.7%	▲	2,107
	Non-Capital Felonies and Related Matters	2014	-	-	-	-	-	-	-	-	84	490	438	335	574			1,347
		2015	340	314	405	476	500	409	392	323	445	379	-	-	3,983	593.9%	▲	3,983
Other	Other Criminally Related Matters	2014	-	-	-	-	-	-	-	-	38	162	139	208	200			547
		2015	134	112	141	67	75	80	76	43	56	62	-	-	846	323.0%	▲	846
	Miscellaneous	2014	-	-	-	-	-	-	-	-	-	155	126	146	155			427
		2015	111	121	204	195	138	165	244	190	206	196	-	-	1,770	1,041.9%	▲	1,770
	Other	2014	-	-	-	1	-	-	-	-	-	63	48	49	64			161
		2015	57	55	69	56	62	57	49	53	60	32	-	-	550	759.4%	▲	550

Court: Portsmouth Circuit

Start/End Date: Jan-14 / Oct-15

2014 Average Month: 753

Jan-Oct 2014: 7,735

Filings Trending: Upward ▲

Circuit/Court ID: 3 203740

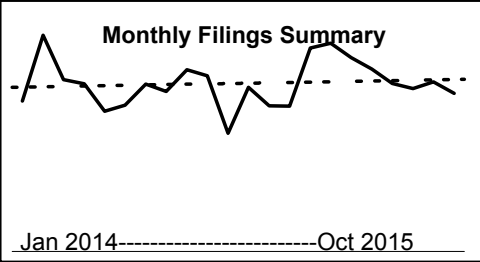
Type of Case: Filings

2015 Average Month:801

Jan-Oct 2015 : 8,010

Overall AVG. Month: 775

Monthly Filings Summary



January --- October Filings

7,735

8,010

2014

2015

			Jan	Feb	Mar	Apr	May	Jun	Jul	Aug	Sep	Oct	Nov	Dec	Thru Oct	% Change	Trending	Total
2014			693	997	792	773	647	675	772	738	838	810	545	757	7,735			9,037
2015			671	670	938	960	894	841	774	751	782	729	-	-	8,010	3.6%	▲	8,010

			Jan	Feb	Mar	Apr	May	Jun	Jul	Aug	Sep	Oct	Nov	Dec	Thru Oct	% Change	Trending	Total
Civil	Administrative Law	2014	1	1	1	-	-	-	-	-	-	1	2	3	4			9
		2015	-	-	4	-	-	-	-	-	-	1	-	-	-	5	25.0%	▲
	Contested Divorce	2014	10	11	10	9	12	8	8	9	6	9	4	7	92			103
		2015	7	10	14	12	9	15	14	11	5	12	-	-	109	18.5%	▲	109
	Domestic and Family - Level 1	2014	8	14	5	16	17	14	16	13	11	7	13	15	121			149
		2015	14	18	8	6	7	6	11	11	6	9	-	-	96	-20.7%	▼	96
	Domestic and Family - Level 2	2014	7	2	7	3	4	2	4	4	4	8	2	6	45			53
		2015	6	2	9	1	5	4	5	5	5	3	-	-	45	0.0%	↔	45
	General Civil - Level 1	2014	22	26	2	2	33	1	18	1	19	3	-	6	127			133
		2015	1	2	2	2	-	1	-	1	4	1	-	-	14	-89.0%	▼	14
	General Civil - Level 2	2014	22	33	26	30	19	24	19	12	19	24	17	18	228			263
		2015	20	24	32	22	19	31	29	21	24	22	-	-	244	7.0%	▲	244
	General Civil - Level 3	2014	113	104	85	84	68	70	151	91	104	102	46	29	972			1,047
		2015	120	111	128	218	172	204	95	158	82	77	-	-	1,365	40.4%	▲	1,365
	Probates/Wills and Trusts - Level 1	2014	1	-	-	-	-	-	1	-	-	1	-	1	3			4
		2015	1	-	-	-	-	-	-	-	-	-	-	-	1	-66.7%	▼	1
	Probates/Wills and Trusts - Level 2	2014	5	9	4	6	5	7	6	3	6	7	4	6	58			68
		2015	4	6	2	4	6	5	5	4	3	3	-	-	42	-27.6%	▼	42
	Protective Orders	2014	1	2	4	1	1	1	1	2	3	3	2	-	19			21
		2015	-	5	2	1	3	-	2	3	2	4	-	-	22	15.8%	▲	22
	Uncontested Divorce	2014	19	19	17	32	23	30	20	24	22	22	17	27	228			272
		2015	20	20	26	30	31	26	22	21	20	22	-	-	238	4.4%	▲	238
Criminal	Misdemeanor	2014	103	107	150	100	90	117	100	140	113	133	82	142	1,153			1,377
		2015	65	97	161	122	166	87	126	92	97	98	-	-	1,111	-3.6%	▼	1,111
	Non-Capital Felonies and Related Matters	2014	163	397	208	239	156	190	186	167	283	199	160	166	2,188			2,514
		2015	151	136	246	225	208	201	213	166	221	251	-	-	2,018	-7.8%	▼	2,018
	Other Criminally Related Matters	2014	20	40	33	35	25	32	22	43	33	40	27	60	323			410
Other	Miscellaneous	2015	15	44	48	42	43	51	27	34	44	29	-	-	377	16.7%	▲	377
		2014	198	208	199	182	162	138	181	191	176	198	159	237	1,833			2,229
	Other	2015	212	160	218	213	176	172	195	193	208	165	-	-	1,912	4.3%	▲	1,912
		2014	-	24	41	34	32	41	39	38	39	53	10	34	341			385
	2015	35	35	38	62	49	38	30	31	60	33	-	-	411	20.5%	▲	411	

Court: Norfolk Circuit

Start/End Date: Jan-14 / Oct-15

2014 Average Month: 1,704

Jan-Oct 2014: 16,628

Filings Trending: Upward ▲

Circuit/Court ID: 4 204710


Type of Case: Filings

2015 Average Month:1,869

Jan-Oct 2015 : 18,689

Overall AVG. Month: 1,779

Monthly Filings Summary



Jan 2014-----Oct 2015

January --- October Filings

16,628

2014

18,689

2015

	Jan	Feb	Mar	Apr	May	Jun	Jul	Aug	Sep	Oct	Nov	Dec	Thru Oct	% Change	Trending	Total
2014	1,547	1,963	1,765	1,750	1,583	1,559	1,597	1,522	1,654	1,688	1,580	2,237	16,628			20,445
2015	1,892	1,342	2,254	2,020	1,923	1,870	1,844	1,815	1,921	1,808	-	-	18,689	12.4%	▲	18,689

			Jan	Feb	Mar	Apr	May	Jun	Jul	Aug	Sep	Oct	Nov	Dec	Thru Oct	% Change	Trending	Total
Civil	Administrative Law	2014	2	4	1	-	1	1	-	-	1	1	-	1	11			12
		2015	-	-	-	-	1	-	-	-	1	-	2	-	-	4	-63.6%	▼
	Contested Divorce	2014	91	124	115	110	90	83	82	81	80	94	61	92	950			1,103
		2015	85	82	127	110	108	81	107	82	95	91	-	-	968	1.9%	▲	968
	Domestic and Family - Level 1	2014	29	18	22	21	34	22	30	35	27	14	24	24	252			300
		2015	17	22	20	13	17	23	38	18	14	24	-	-	206	-18.3%	▼	206
	Domestic and Family - Level 2	2014	13	19	19	19	11	3	18	16	27	16	23	20	161			204
		2015	24	9	11	37	28	14	17	27	23	14	-	-	204	26.7%	▲	204
	General Civil - Level 1	2014	4	4	4	10	5	4	3	4	5	8	3	5	51			59
		2015	4	4	4	3	6	3	6	8	4	4	-	-	46	-9.8%	▼	46
	General Civil - Level 2	2014	45	62	60	74	49	59	50	56	52	65	44	51	572			667
		2015	57	65	57	53	48	72	58	43	49	49	-	-	551	-3.7%	▼	551
	General Civil - Level 3	2014	53	56	59	50	64	57	52	58	74	44	38	41	567			646
		2015	34	32	56	30	37	40	47	48	62	42	-	-	428	-24.5%	▼	428
	Probates/Wills and Trusts - Level 1	2014	1	-	-	-	-	-	-	-	-	1	1	-	2			3
		2015	-	1	-	2	-	-	1	2	-	-	-	-	6	200.0%	▲	6
	Probates/Wills and Trusts - Level 2	2014	17	11	14	7	11	13	8	15	14	11	12	12	121			145
		2015	12	4	19	19	17	13	14	10	11	13	-	-	132	9.1%	▲	132
	Protective Orders	2014	1	1	2	2	-	-	1	1	2	1	3	1	11			15
		2015	-	1	3	-	3	3	2	1	-	-	-	-	13	18.2%	▲	13
	Uncontested Divorce	2014	209	294	314	242	240	243	179	193	184	210	171	166	2,308			2,645
		2015	178	198	306	245	224	244	236	211	217	215	-	-	2,274	-1.5%	▼	2,274
Criminal	Misdemeanor	2014	153	194	160	217	180	182	170	191	211	173	161	217	1,831			2,209
		2015	140	84	121	134	136	146	137	91	146	105	-	-	1,240	-32.3%	▼	1,240
	Non-Capital Felonies and Related Matters	2014	459	569	428	426	446	445	549	409	428	454	407	516	4,613			5,536
		2015	335	278	426	476	436	398	458	358	448	423	-	-	4,036	-12.5%	▼	4,036
	Other Criminally Related Matters	2014	63	92	74	116	100	106	86	103	133	106	70	71	979			1,120
Other	Miscellaneous	2015	93	57	71	107	77	100	95	81	102	84	-	-	867	-11.4%	▼	867
		2014	293	426	387	358	278	273	241	265	326	382	484	906	3,229			4,619
	Other	2015	834	429	948	701	705	625	546	748	670	644	-	-	6,850	112.1%	▲	6,850
		2014	114	89	106	98	74	68	128	95	90	108	78	114	970			1,162
		2015	79	76	85	90	80	108	82	86	80	98	-	-	864	-10.9%	▼	864

Court: Isle of Wight Circuit

Start/End Date: Jan-14 / Oct-15

2014 Average Month: 137

Jan-Oct 2014: 1,424

Filings Trending: Downward ▼

Circuit/Court ID: 5 205093

Type of Case: Filings

2015 Average Month:138

Jan-Oct 2015 : 1,383

Overall AVG. Month: 137

Monthly Filings Summary

Jan 2014-----Oct 2015

January --- October Filings

1,424 1,383

2014 2015

			Jan	Feb	Mar	Apr	May	Jun	Jul	Aug	Sep	Oct	Nov	Dec	Thru Oct	% Change	Trending	Total
2014			160	156	157	136	116	154	129	137	143	136	92	124	1,424			1,640
2015			153	116	170	110	137	125	187	125	139	121	-	-	1,383	-2.9%	▼	1,383

			Jan	Feb	Mar	Apr	May	Jun	Jul	Aug	Sep	Oct	Nov	Dec	Thru Oct	% Change	Trending	Total
Civil	Administrative Law	2014	-	-	-	1	-	-	-	-	-	1	-	-	2			2
		2015	-	-	-	-	1	-	-	-	-	-	-	-	1	-50.0%	▼	1
	Contested Divorce	2014	1	1	5	4	5	5	4	2	2	3	1	5	32			38
		2015	5	4	1	1	3	3	4	4	2	3	-	-	30	-6.3%	▼	30
	Domestic and Family - Level 1	2014	2	5	-	-	5	5	-	-	-	2	5	-	19			24
		2015	4	-	-	1	3	7	3	3	3	5	-	-	29	52.6%	▲	29
	Domestic and Family - Level 2	2014	2	2	-	2	-	-	1	2	2	2	1	1	13			15
		2015	1	1	-	-	1	-	4	2	-	4	-	-	13	0.0%	↔	13
	General Civil - Level 1	2014	-	1	-	-	-	-	-	-	-	1	1	1	2			4
		2015	-	-	1	-	2	-	-	-	-	-	-	-	3	50.0%	▲	3
	General Civil - Level 2	2014	6	3	4	4	9	4	5	6	5	8	11	4	54			69
		2015	5	3	2	2	4	5	5	12	1	2	-	-	41	-24.1%	▼	41
	General Civil - Level 3	2014	3	6	3	1	3	4	1	2	-	6	-	1	29			30
		2015	4	6	2	3	4	1	2	4	2	7	-	-	35	20.7%	▲	35
	Probates/Wills and Trusts - Level 2	2014	4	-	-	-	3	1	-	1	1	2	-	2	12			14
		2015	1	2	3	1	-	-	2	-	-	2	-	-	11	-8.3%	▼	11
Criminal	Uncontested Divorce	2014	6	4	8	10	5	6	4	10	8	4	3	4	65			72
		2015	4	4	7	9	11	13	5	7	8	7	-	-	75	15.4%	▲	75
	Misdemeanor	2014	1	6	5	2	4	7	7	3	16	9	9	4	60			73
		2015	2	3	15	7	3	4	9	4	12	7	-	-	66	10.0%	▲	66
	Non-Capital Felonies and Related Matters	2014	37	20	25	37	33	55	43	33	43	15	21	18	341			380
		2015	54	19	44	8	30	30	78	7	37	13	-	-	320	-6.2%	▼	320
	Other Criminally Related Matters	2014	2	2	6	-	3	1	6	11	3	5	2	-	39			41
		2015	6	3	10	-	5	7	4	3	17	5	-	-	60	53.8%	▲	60
	Miscellaneous	2014	88	97	97	71	45	60	57	64	57	70	38	82	706			826
		2015	64	61	79	61	58	50	67	70	52	65	-	-	627	-11.2%	▼	627
Other	Other	2014	8	9	4	4	1	6	1	3	6	8	-	2	50			52
		2015	3	10	6	17	12	5	4	9	5	1	-	-	72	44.0%	▲	72

Court: Southampton Circuit

Start/End Date: Jan-14 / Oct-15

2014 Average Month: 146

Jan-Oct 2014: 1,513

Filings Trending: Downward ▼

Circuit/Court ID: 5 205175


Type of Case: Filings

2015 Average Month:127

Jan-Oct 2015 : 1,272

Overall AVG. Month: 137

Monthly Filings Summary



Jan 2014-----Oct 2015

January --- October Filings

1,513

2014

1,272

2015

	Jan	Feb	Mar	Apr	May	Jun	Jul	Aug	Sep	Oct	Nov	Dec	Thru Oct	% Change	Trending	Total
2014	203	125	185	112	168	92	224	122	137	145	123	116	1,513			1,752
2015	114	101	163	132	109	106	181	107	165	94	-	-	1,272	-15.9%	▼	1,272

			Jan	Feb	Mar	Apr	May	Jun	Jul	Aug	Sep	Oct	Nov	Dec	Thru Oct	% Change	Trending	Total
Civil	Administrative Law	2014	-	-	-	-	-	-	-	-	-	-	-	1	0			1
		2015	1	-	-	-	-	-	-	2	-	-	-	-	3	0.0%	↔	3
	Contested Divorce	2014	-	6	4	4	5	2	-	1	2	3	3	5	27			35
		2015	1	7	7	4	3	-	4	5	1	2	-	-	34	25.9%	▲	34
	Domestic and Family - Level 1	2014	2	-	-	-	-	1	-	-	-	-	-	-	3			3
		2015	1	2	3	-	2	1	4	1	1	-	-	-	15	400.0%	▲	15
	Domestic and Family - Level 2	2014	-	-	3	-	-	3	12	1	-	-	11	2	19			32
		2015	-	1	-	2	-	-	1	-	1	-	-	-	5	-73.7%	▼	5
	General Civil - Level 1	2014	-	-	-	-	-	-	-	-	2	1	-	-	3			3
		2015	-	-	-	1	-	-	-	1	-	-	-	-	2	-33.3%	▼	2
	General Civil - Level 2	2014	3	1	6	3	4	5	2	2	4	7	-	6	37			43
		2015	6	4	5	5	6	4	1	1	4	9	-	-	45	21.6%	▲	45
	General Civil - Level 3	2014	5	6	4	5	4	3	1	6	2	4	8	2	40			50
		2015	2	-	2	5	2	2	6	3	4	1	-	-	27	-32.5%	▼	27
	Probates/Wills and Trusts	2014	-	-	1	-	-	-	-	-	-	-	-	-	1			1
	Probates/Wills and Trusts - Level 2	2014	2	1	1	1	-	1	-	2	-	-	-	1	8			9
		2015	-	-	-	2	-	1	2	-	1	2	-	-	8	0.0%	↔	8
Criminal	Protective Orders	2014	-	-	-	-	-	1	-	-	-	-	1	-	1			2
		2015	1	-	1	-	-	-	-	-	-	-	-	-	2	100.0%	▲	2
	Uncontested Divorce	2014	6	4	7	11	9	4	2	3	4	4	2	5	54			61
		2015	4	11	9	8	9	8	9	7	2	1	-	-	68	25.9%	▲	68
	Misdemeanor	2014	17	13	11	2	13	11	14	15	14	17	18	4	127			149
		2015	13	16	11	7	11	11	17	6	15	6	-	-	113	-11.0%	▼	113
	Non-Capital Felonies and Related Matters	2014	67	40	56	40	37	27	78	65	64	60	45	52	534			631
		2015	42	13	56	61	38	49	64	36	76	31	-	-	466	-12.7%	▼	466
	Other Criminally Related Matters	2014	53	4	38	8	50	3	88	1	14	11	12	4	270			286
		2015	15	-	20	2	16	4	23	-	20	7	-	-	107	-60.4%	▼	107
Other	Miscellaneous	2014	47	49	52	38	44	28	27	25	31	37	23	32	378			433
		2015	27	46	47	35	22	26	46	43	38	35	-	-	365	-3.4%	▼	365
	Other	2014	1	1	2	-	2	3	-	1	-	1	-	2	11			13
		2015	1	1	2	-	-	-	4	2	2	-	-	-	12	9.1%	▲	12

Court: Suffolk Circuit

Start/End Date: Jan-14 / Oct-15

2014 Average Month: 431

Jan-Oct 2014: 4,400

Filings Trending: Upward ▲

Circuit/Court ID: 5 205800

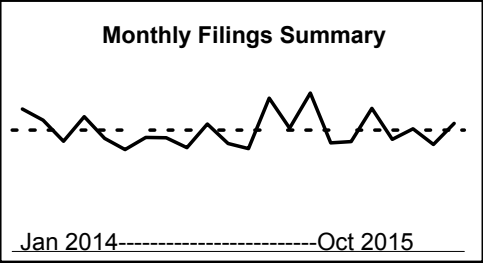
Type of Case: Filings

2015 Average Month:467

Jan-Oct 2015 : 4,671

Overall AVG. Month: 448

Monthly Filings Summary



January --- October Filings

4,400

2014

4,671

2015

			Jan	Feb	Mar	Apr	May	Jun	Jul	Aug	Sep	Oct	Nov	Dec	Thru Oct	% Change	Trending	Total
2014			526	484	406	497	417	376	421	420	383	470	398	379	4,400			5,177
2015			566	455	584	401	405	528	413	452	395	472	-	-	4,671	6.2%	▲	4,671

			Jan	Feb	Mar	Apr	May	Jun	Jul	Aug	Sep	Oct	Nov	Dec	Thru Oct	% Change	Trending	Total
Civil	Administrative Law	2014	-	1	-	-	1	-	-	-	-	-	-	-	2			2
		2015	1	-	-	1	-	-	-	-	-	-	-	-	2	0.0%	↔	2
	Contested Divorce	2014	8	5	11	7	5	9	10	7	5	3	6	6	70			82
		2015	7	7	14	16	7	7	11	11	7	10	-	-	97	38.6%	▲	97
	Domestic and Family - Level 1	2014	2	3	4	5	7	7	3	7	4	1	5	4	43			52
		2015	6	2	1	9	3	6	6	3	3	12	-	-	51	18.6%	▲	51
	Domestic and Family - Level 2	2014	5	3	5	7	16	7	10	10	3	7	4	6	73			83
		2015	4	3	4	10	6	11	7	11	6	7	-	-	69	-5.5%	▼	69
	General Civil - Level 1	2014	3	1	-	1	-	1	-	2	-	2	1	-	10			11
		2015	2	1	-	3	-	-	-	1	1	-	-	-	8	-20.0%	▼	8
	General Civil - Level 2	2014	18	14	18	19	14	15	12	24	17	12	17	7	163			187
		2015	15	14	23	18	15	16	16	13	8	17	-	-	155	-4.9%	▼	155
	General Civil - Level 3	2014	7	8	7	6	6	11	12	9	10	6	10	6	82			98
		2015	2	6	7	3	8	13	13	10	16	8	-	-	86	4.9%	▲	86
	Probates/Wills and Trusts - Level 1	2014	-	-	-	-	-	2	-	-	-	-	-	-	2			2
		2015	-	-	-	-	2	-	-	1	-	1	-	-	4	100.0%	▲	4
	Probates/Wills and Trusts - Level 2	2014	-	1	3	-	1	2	3	1	1	3	5	1	15			21
		2015	2	-	1	1	2	2	3	1	3	-	-	-	15	0.0%	↔	15
	Uncontested Divorce	2014	10	18	23	22	23	16	15	14	21	19	15	13	181			209
		2015	22	17	24	19	17	23	18	15	17	16	-	-	188	3.9%	▲	188
Criminal	Misdemeanor	2014	72	46	38	63	27	51	63	49	33	57	71	64	499			634
		2015	86	67	39	37	58	83	42	67	55	64	-	-	598	19.8%	▲	598
	Non-Capital Felonies and Related Matters	2014	232	203	145	225	195	134	151	182	150	209	152	126	1,826			2,104
		2015	241	192	278	125	151	210	129	196	140	185	-	-	1,847	1.2%	▲	1,847
	Other Criminally Related Matters	2014	17	4	10	9	6	11	12	13	7	10	16	13	99			128
		2015	15	16	13	18	13	11	6	11	10	8	-	-	121	22.2%	▲	121
Other	Miscellaneous	2014	152	173	142	131	116	109	126	102	132	138	94	133	1,321			1,548
		2015	163	128	177	140	122	144	162	112	125	143	-	-	1,416	7.2%	▲	1,416
	Other	2014	-	4	-	2	-	1	4	-	-	3	2	-	14			16
		2015	-	2	3	1	1	2	-	-	4	1	-	-	14	0.0%	↔	14

Court: Brunswick Circuit

Start/End Date: Jan-14 / Oct-15

2014 Average Month: 84

Jan-Oct 2014: 847

Filings Trending: Upward ▲

Circuit/Court ID: 6 206025


Type of Case: Filings

2015 Average Month:89

Jan-Oct 2015 : 886

Overall AVG. Month: 86

Monthly Filings Summary



Jan 2014-----Oct 2015

January --- October Filings

847

2014

886

2015

	Jan	Feb	Mar	Apr	May	Jun	Jul	Aug	Sep	Oct	Nov	Dec	Thru Oct	% Change	Trending	Total
2014	66	81	70	156	61	86	72	135	58	62	46	112	847			1,005
2015	47	62	57	88	124	109	29	124	73	173	-	-	886	4.6%	▲	886

			Jan	Feb	Mar	Apr	May	Jun	Jul	Aug	Sep	Oct	Nov	Dec	Thru Oct	% Change	Trending	Total
Civil	Contested Divorce	2014	1	1	2	1	2	2	-	-	1	-	2	1	10			13
		2015	1	-	-	-	1	3	-	3	-	1	-	-	9	-10.0%	▼	9
	Domestic and Family - Level 1	2014	-	-	-	5	-	2	2	1	-	-	-	-	10			10
		2015	-	-	-	3	-	2	-	-	-	4	-	-	9	-10.0%	▼	9
	Domestic and Family - Level 2	2014	-	-	1	-	-	-	1	1	-	3	-	-	6			6
		2015	-	-	-	-	1	-	-	-	-	-	-	-	1	-83.3%	▼	1
	General Civil - Level 1	2015	-	-	-	-	-	1	-	-	-	1	-	-	2			2
	General Civil - Level 2	2014	1	2	1	6	2	1	1	6	-	1	4	-	21			25
		2015	2	-	1	1	2	2	1	2	3	2	-	-	16	-23.8%	▼	16
	General Civil - Level 3	2014	-	-	-	2	2	-	2	-	3	-	-	1	9			10
		2015	-	-	1	1	-	3	1	-	-	-	-	-	6	-33.3%	▼	6
	Probates/Wills and Trusts - Level 2	2014	-	-	1	1	-	-	-	2	-	1	-	-	5			5
		2015	-	1	-	-	-	1	1	-	1	-	-	-	4	-20.0%	▼	4
	Protective Orders	2014	-	-	-	-	-	-	-	-	1	-	-	-	1			1
Criminal		2015	1	-	-	-	-	1	-	-	3	-	-	-	5	400.0%	▲	5
	Uncontested Divorce	2014	1	1	2	5	4	4	2	1	3	1	4	3	24			31
		2015	-	-	4	1	2	1	4	2	5	2	-	-	21	-12.5%	▼	21
	Misdemeanor	2014	16	13	10	34	4	40	17	16	12	18	1	38	180			219
Other		2015	5	21	9	18	34	21	-	41	15	87	-	-	251	39.4%	▲	251
	Non-Capital Felonies and Related Matters	2014	13	16	23	74	23	18	20	78	18	19	22	44	302			368
		2015	12	23	24	33	62	48	11	54	12	48	-	-	327	8.3%	▲	327
	Other Criminally Related Matters	2014	9	1	3	3	-	9	7	13	2	1	-	4	48			52
Other		2015	1	4	-	14	-	6	-	4	4	6	-	-	39	-18.8%	▼	39
	Miscellaneous	2014	25	47	27	25	24	10	20	17	17	18	13	21	230			264
		2015	25	13	18	17	22	20	11	18	30	22	-	-	196	-14.8%	▼	196
Other			2014	-	-	-	-	-	-	-	1	-	-	-	1			1

Court: Greenville Circuit

Start/End Date: Jan-14 / Oct-15

2014 Average Month: 61

Jan-Oct 2014: 618

Filings Trending: Upward ▲

Circuit/Court ID: 6 206081

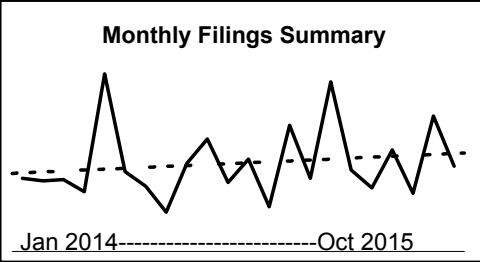
Type of Case: Filings

2015 Average Month:69

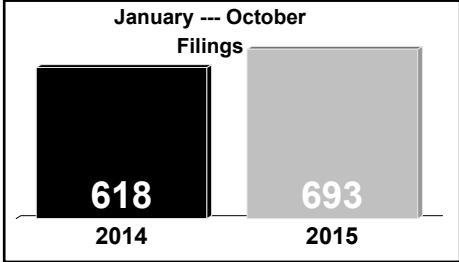
Jan-Oct 2015 : 693

Overall AVG. Month: 65

Monthly Filings Summary



January --- October Filings



	Jan	Feb	Mar	Apr	May	Jun	Jul	Aug	Sep	Oct	Nov	Dec	Thru Oct	% Change	Trending	Total
2014	54	52	53	44	131	59	48	29	65	83	51	68	618			737
2015	33	93	54	125	60	47	75	43	100	63	-	-	693	12.1%	▲	693

			Jan	Feb	Mar	Apr	May	Jun	Jul	Aug	Sep	Oct	Nov	Dec	Thru Oct	% Change	Trending	Total
Civil	Administrative Law	2014	-	-	1	1	1	-	-	-	-	-	-	-	3			3
	Contested Divorce	2014	1	1	1	2	1	1	6	2	3	2	-	1	20			21
		2015	1	4	3	1	-	2	2	1	-	2	-	-	16	-20.0%	▼	16
	Domestic and Family - Level 1	2014	-	-	1	1	1	-	-	-	-	1	1	-	4			5
		2015	-	-	3	4	-	2	-	1	1	8	-	-	19	375.0%	▲	19
	Domestic and Family - Level 2	2014	1	-	-	-	-	-	-	-	-	1	-	-	2			2
		2015	1	-	-	-	-	-	-	1	-	-	-	-	2	0.0%	↔	2
	General Civil - Level 1	2014	-	-	-	1	-	-	-	-	-	-	-	-	1			1
		2015	1	-	1	2	1	-	-	-	1	-	-	-	6	500.0%	▲	6
	General Civil - Level 2	2014	3	2	1	1	7	11	4	5	6	5	3	5	45			53
		2015	8	7	4	1	8	5	9	1	4	1	-	-	48	6.7%	▲	48
	General Civil - Level 3	2014	1	4	-	-	2	4	1	1	17	2	-	-	32			32
		2015	2	4	-	2	1	1	2	1	10	-	-	-	23	-28.1%	▼	23
	Probates/Wills and Trusts	2015	-	-	-	1	-	-	-	-	-	-	-	-	1			1
	Probates/Wills and Trusts - Level 2	2014	-	1	-	-	-	-	-	-	1	-	1	-	2			3
		2015	-	-	-	-	-	1	-	-	-	-	-	-	1	-50.0%	▼	1
Criminal	Uncontested Divorce	2014	2	2	6	4	8	7	2	2	3	5	1	3	41			45
		2015	-	4	5	2	7	2	1	5	3	1	-	-	30	-26.8%	▼	30
	Misdemeanor	2014	4	6	5	6	31	8	5	5	6	8	2	15	84			101
		2015	2	5	7	21	6	6	13	4	31	6	-	-	101	20.2%	▲	101
	Non-Capital Felonies and Related Matters	2014	31	25	28	21	67	19	23	9	21	45	38	30	289			357
Other		2015	12	54	22	76	30	19	38	21	37	41	-	-	350	21.1%	▲	350
	Other Criminally Related Matters	2014	3	5	1	3	4	4	4	2	3	8	3	7	37			47
		2015	1	10	5	4	2	3	3	2	8	2	-	-	40	8.1%	▲	40
	Miscellaneous	2014	8	6	9	4	9	5	3	3	5	6	2	7	58			67
		2015	5	5	4	11	5	6	7	5	5	2	-	-	55	-5.2%	▼	55
	Other	2015	-	-	-	-	-	-	-	1	-	-	-	-	1			1

Court: Prince George Circuit

Start/End Date: Jan-14 / Oct-15

2014 Average Month: 155

Jan-Oct 2014: 1,599

Filings Trending: Downward ▼

Circuit/Court ID: 6 206149

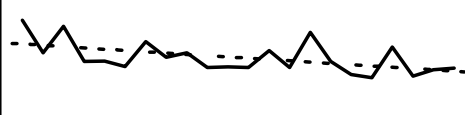
Type of Case: Filings

2015 Average Month:138

Jan-Oct 2015 : 1,382

Overall AVG. Month: 147

Monthly Filings Summary



Jan 2014-----Oct 2015

January --- October Filings

1,599

2014

1,382

2015

	Jan	Feb	Mar	Apr	May	Jun	Jul	Aug	Sep	Oct	Nov	Dec	Thru Oct	% Change	Trending	Total
2014	216	156	205	140	141	131	177	148	156	129	130	129	1,599			1,858
2015	160	129	194	140	116	110	167	113	125	128	-	-	1,382	-13.6%	▼	1,382

			Jan	Feb	Mar	Apr	May	Jun	Jul	Aug	Sep	Oct	Nov	Dec	Thru Oct	% Change	Trending	Total
Civil	Administrative Law	2014	-	1	-	-	-	-	-	-	-	-	-	-	1			1
	Contested Divorce	2014	6	2	2	2	7	2	5	3	3	6	2	3	38			43
		2015	4	2	6	4	4	2	2	5	4	4	-	-	37	-2.6%	▼	37
	Domestic and Family - Level 1	2014	2	1	13	2	4	2	-	4	3	5	8	2	36			46
		2015	-	2	1	5	1	5	-	5	4	6	-	-	29	-19.4%	▼	29
	Domestic and Family - Level 2	2014	-	-	2	-	4	2	3	2	-	-	-	-	13			13
		2015	-	-	2	1	1	-	1	-	-	1	-	-	6	-53.8%	▼	6
	General Civil - Level 1	2014	-	-	1	-	-	-	-	1	-	-	-	-	2			2
		2015	-	-	-	1	1	-	-	-	-	-	-	-	2	0.0%	↔	2
	General Civil - Level 2	2014	6	2	4	4	6	7	6	5	3	4	-	6	47			53
		2015	4	2	2	9	8	7	3	2	3	6	-	-	46	-2.1%	▼	46
	General Civil - Level 3	2014	1	2	1	3	-	3	3	1	4	1	2	3	19			24
		2015	-	1	1	1	4	2	1	1	3	-	-	-	14	-26.3%	▼	14
	Probates/Wills and Trusts - Level 2	2014	2	1	1	-	1	-	2	2	-	-	-	1	9			10
		2015	-	1	-	2	-	3	-	1	1	-	-	-	8	-11.1%	▼	8
Criminal	Uncontested Divorce	2014	10	6	10	13	8	5	4	11	11	11	8	2	89			99
		2015	16	6	16	8	7	11	14	8	6	9	-	-	101	13.5%	▲	101
	Misdemeanor	2014	27	17	12	9	12	7	14	5	13	13	9	12	129			150
		2015	20	1	32	8	10	6	21	8	8	9	-	-	123	-4.7%	▼	123
Other	Non-Capital Felonies and Related Matters	2014	67	36	49	31	32	44	69	43	62	37	55	33	470			558
		2015	40	44	43	33	27	7	49	10	42	30	-	-	325	-30.9%	▼	325
	Other Criminally Related Matters	2014	6	3	4	4	14	8	3	11	2	2	7	6	57			70
		2015	-	1	3	-	3	1	3	2	1	5	-	-	19	-66.7%	▼	19
Other	Miscellaneous	2014	89	85	106	72	53	51	68	60	55	50	39	61	689			789
		2015	76	69	88	67	49	66	73	71	53	58	-	-	670	-2.8%	▼	670
	Other	2015	-	-	-	1	1	-	-	-	-	-	-	-	2			2

Court: Surry Circuit

Start/End Date: Jan-14 / Oct-15

2014 Average Month: 24

Jan-Oct 2014: 255

Filings Trending: Downward ▼

Circuit/Court ID: 6 206181


Type of Case: Filings

2015 Average Month: 21

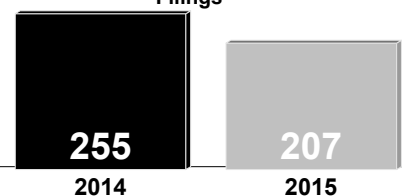
Jan-Oct 2015 : 207

Overall AVG. Month: 23

Monthly Filings Summary



January --- October Filings



			Jan	Feb	Mar	Apr	May	Jun	Jul	Aug	Sep	Oct	Nov	Dec	Thru Oct	% Change	Trending	Total
2014			20	33	31	19	34	23	27	14	33	21	14	19	255			288
2015			30	15	41	19	18	16	19	19	17	13	-	-	207	-18.8%	▼	207

			Jan	Feb	Mar	Apr	May	Jun	Jul	Aug	Sep	Oct	Nov	Dec	Thru Oct	% Change	Trending	Total
Civil	Contested Divorce	2014	2	1	4	1	2	1	-	-	1	-	-	1	12			13
		2015	-	-	-	-	-	1	1	-	1	-	-	-	3	-75.0%	▼	3
	Domestic and Family - Lev	2014	-	-	-	-	-	-	-	-	-	4	-	1	4			5
	Domestic and Family - Level 2	2014	-	-	-	-	-	-	-	-	-	-	1	-	0			1
		2015	-	-	-	1	-	-	-	-	-	-	-	-	1	0.0%	↔	1
	General Civil - Level 1	2015	1	-	-	-	-	-	-	-	-	-	-	-	1			1
	General Civil - Level 2	2014	1	2	-	1	-	-	-	2	4	1	1	-	11			12
		2015	1	-	-	2	1	3	-	-	1	2	-	-	10	-9.1%	▼	10
	General Civil - Level 3	2014	1	5	4	6	4	1	-	1	-	-	-	-	22			22
		2015	4	3	9	1	3	-	1	2	-	1	-	-	24	9.1%	▲	24
Criminal	Probates/Wills and Trusts	2015	-	-	-	-	1	1	-	-	-	-	-	-	2			2
	Uncontested Divorce	2014	1	-	1	2	2	1	1	1	1	-	-	1	10			11
		2015	1	-	4	-	2	-	1	3	2	-	-	-	13	30.0%	▲	13
	Misdemeanor	2014	2	-	2	-	1	2	1	-	2	-	2	2	10			14
		2015	1	-	-	2	2	1	-	-	2	3	-	-	11	10.0%	▲	11
	Non-Capital Felonies and Related Matters	2014	-	6	2	-	11	6	15	-	10	-	2	-	50			52
Other		2015	2	-	3	4	1	-	-	1	2	-	-	-	13	-74.0%	▼	13
	Other Criminally Related Matters	2014	1	-	-	1	-	1	1	-	1	-	-	-	5			5
		2015	1	-	-	1	1	-	-	-	-	-	-	-	3	-40.0%	▼	3
	Miscellaneous	2014	12	19	18	8	13	11	9	10	14	16	8	14	130			152
		2015	17	12	25	8	7	10	16	13	9	7	-	-	124	-4.6%	▼	124
	Other	2014	-	-	-	-	1	-	-	-	-	-	-	-	1			1
		2015	2	-	-	-	-	-	-	-	-	-	-	-	2	100.0%	▲	2

Court: Sussex Circuit

Start/End Date: Jan-14 / Oct-15

2014 Average Month: 50

Jan-Oct 2014: 515

Filings Trending: Downward ▼

Circuit/Court ID: 6 206183

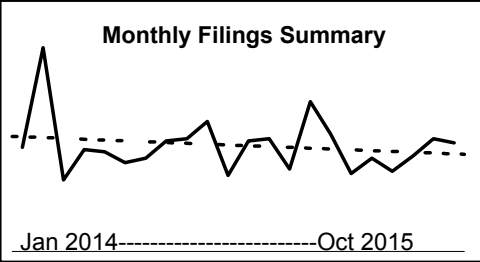
Type of Case: Filings

2015 Average Month:48

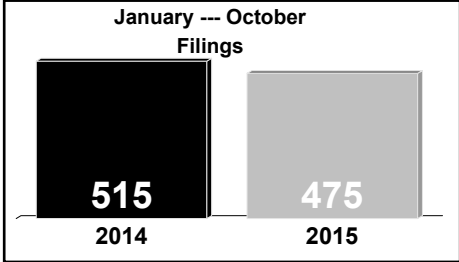
Jan-Oct 2015 : 475

Overall AVG. Month: 49

Monthly Filings Summary



January --- October Filings



	Jan	Feb	Mar	Apr	May	Jun	Jul	Aug	Sep	Oct	Nov	Dec	Thru Oct	% Change	Trending	Total
2014	48	94	33	47	46	41	43	51	52	60	35	51	515			601
2015	52	38	69	54	36	43	37	44	52	50	-	-	475	-7.8%	▼	475

			Jan	Feb	Mar	Apr	May	Jun	Jul	Aug	Sep	Oct	Nov	Dec	Thru Oct	% Change	Trending	Total
Civil	Administrative Law	2015	-	-	1	-	-	1	-	-	-	-	-	-	2			2
	Contested Divorce	2014	2	2	1	1	3	1	1	1	-	2	-	-	14			14
		2015	1	2	1	-	-	2	-	1	2	2	-	-	11	-21.4%	▼	11
	Domestic and Family - Lev	2014	-	-	2	-	-	-	-	-	-	-	-	-	2			2
	Domestic and Family - Level 2	2014	-	-	1	-	-	-	-	-	-	1	-	-	2			2
		2015	-	-	-	1	-	-	-	-	-	-	-	-	1	-50.0%	▼	1
	General Civil - Level 1	2014	-	-	-	-	1	-	-	-	-	1	-	-	2			2
		2015	-	-	-	-	-	-	-	-	-	1	-	-	1	-50.0%	▼	1
	General Civil - Level 2	2014	1	2	2	-	6	-	-	2	4	2	1	2	19			22
		2015	-	6	1	-	-	5	3	5	-	2	-	-	22	15.8%	▲	22
	General Civil - Level 3	2014	15	23	1	1	1	1	7	1	2	1	-	-	53			53
		2015	-	-	2	4	1	-	1	1	10	2	-	-	21	-60.4%	▼	21
	Probates/Wills and Trusts	2014	-	1	-	-	-	-	-	-	-	-	-	-	1			1
	Probates/Wills and Trusts - Level 2	2014	-	-	-	-	-	-	-	-	-	-	1	-	0			1
		2015	-	-	-	-	-	-	1	1	-	-	-	-	2	0.0%	↔	2
Criminal	Uncontested Divorce	2014	2	-	1	-	-	2	1	5	1	3	2	1	15			18
		2015	2	6	4	3	1	-	1	2	2	1	-	-	22	46.7%	▲	22
	Misdemeanor	2014	1	19	4	4	7	2	3	7	7	3	4	8	57			69
		2015	7	3	7	9	5	10	6	7	5	6	-	-	65	14.0%	▲	65
	Non-Capital Felonies and Related Matters	2014	8	20	2	11	9	23	18	18	26	20	17	15	155			187
Other		2015	20	2	35	12	8	10	13	12	12	15	-	-	139	-10.3%	▼	139
	Other Criminally Related Matters	2014	-	8	3	4	5	3	5	-	-	7	1	10	35			46
		2015	8	7	2	8	2	3	2	5	2	5	-	-	44	25.7%	▲	44
	Miscellaneous	2014	19	18	16	26	14	9	8	17	12	20	9	15	159			183
		2015	14	12	15	17	19	12	10	10	19	16	-	-	144	-9.4%	▼	144
	Other	2014	-	1	-	-	-	-	-	-	-	-	-	-	1			1
		2015	-	-	1	-	-	-	-	-	-	-	-	-	1	0.0%	↔	1

Court: Hopewell Circuit

Start/End Date: Jan-14 / Oct-15

2014 Average Month: 116

Jan-Oct 2014: 1,136

Filings Trending: Downward ▼

Circuit/Court ID: 6 206670

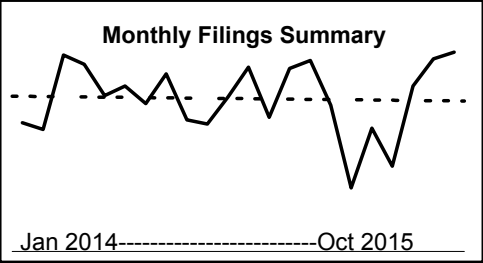
Type of Case: Filings

2015 Average Month:110

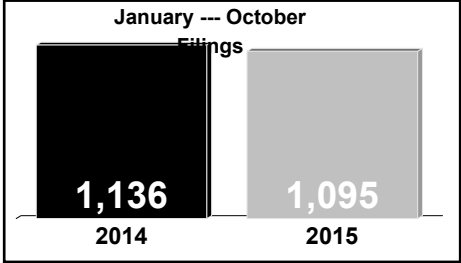
Jan-Oct 2015 : 1,095

Overall AVG. Month: 113

Monthly Filings Summary



January --- October Filings



			Jan	Feb	Mar	Apr	May	Jun	Jul	Aug	Sep	Oct	Nov	Dec	Thru Oct	% Change	Trending	Total
2014			95	90	145	138	115	122	109	131	97	94	114	136	1,136			1,386
2015			99	135	141	108	47	91	63	122	142	147	-	-	1,095	-3.6%	▼	1,095

			Jan	Feb	Mar	Apr	May	Jun	Jul	Aug	Sep	Oct	Nov	Dec	Thru Oct	% Change	Trending	Total
Civil	Contested Divorce	2014	2	2	5	3	3	-	6	-	1	1	-	2	23			25
		2015	1	4	3	1	2	1	-	1	-	1	-	-	14	-39.1%	▼	14
	Domestic and Family - Level 1	2014	1	8	5	5	6	2	3	2	-	2	1	8	34			43
		2015	1	5	10	-	1	2	2	14	9	7	-	-	51	50.0%	▲	51
	Domestic and Family - Level 2	2014	1	1	2	2	-	2	3	-	-	1	4	-	12			16
		2015	-	1	1	2	-	-	-	1	-	1	-	-	6	-50.0%	▼	6
	General Civil - Level 1	2014	-	-	-	1	-	1	1	-	-	-	1	-	3			4
		2015	1	-	-	-	-	1	-	-	-	-	-	-	2	-33.3%	▼	2
	General Civil - Level 2	2014	3	4	1	5	2	3	1	5	2	2	2	3	28			33
		2015	3	2	9	3	4	-	3	3	2	5	-	-	34	21.4%	▲	34
	General Civil - Level 3	2014	2	1	4	5	1	2	4	3	2	2	2	4	26			32
		2015	1	5	-	1	2	2	-	-	3	2	-	-	16	-38.5%	▼	16
	Probates/Wills and Trusts - Level 1	2014	-	-	1	-	-	-	-	-	-	-	-	-	1			1
		2015	-	-	-	-	-	1	-	-	-	-	-	-	1	0.0%	↔	1
	Probates/Wills and Trusts - Level 2	2014	-	2	1	-	3	-	1	-	1	-	-	-	8			8
		2015	3	-	1	2	1	2	1	1	1	-	-	-	12	50.0%	▲	12
	Protective Orders	2014	-	-	1	1	-	-	-	1	1	-	-	-	4			4
	Uncontested Divorce	2014	2	4	5	10	4	2	6	5	4	3	5	3	45			53
		2015	3	5	6	7	6	10	2	6	4	3	-	-	52	15.6%	▲	52
Criminal	Misdemeanor	2014	7	12	13	7	13	21	16	22	7	20	13	11	138			162
		2015	9	38	14	10	6	14	6	14	15	23	-	-	149	8.0%	▲	149
	Non-Capital Felonies and Related Matters	2014	41	18	70	53	48	49	44	53	55	40	58	66	471			595
		2015	49	41	46	56	9	36	22	37	83	72	-	-	451	-4.2%	▼	451
	Other Criminally Related Matters	2014	1	-	-	4	4	8	1	3	1	1	1	8	23			32
		2015	-	1	3	4	3	1	1	-	1	1	-	-	15	-34.8%	▼	15
Oth	Miscellaneous	2014	35	38	37	42	31	32	23	37	23	22	27	31	320			378
		2015	28	33	48	22	13	21	26	45	24	32	-	-	292	-8.8%	▼	292

Court: Newport News Circuit

Start/End Date: Jan-14 / Oct-15

2014 Average Month: 828

Jan-Oct 2014: 8,543

Filings Trending: Downward ▼

Circuit/Court ID: 7 207700


Type of Case: Filings

2015 Average Month:787

Jan-Oct 2015 : 7,865

Overall AVG. Month: 809

Monthly Filings Summary



Jan 2014-----Oct 2015

January --- October Filings

8,543

2014

7,865

2015

			Jan	Feb	Mar	Apr	May	Jun	Jul	Aug	Sep	Oct	Nov	Dec	Thru Oct	% Change	Trending	Total
2014			724	849	946	1,029	883	700	952	816	815	829	676	714	8,543			9,933
2015			911	773	916	888	684	761	765	602	753	812	-	-	7,865	-7.9%	▼	7,865

			Jan	Feb	Mar	Apr	May	Jun	Jul	Aug	Sep	Oct	Nov	Dec	Thru Oct	% Change	Trending	Total
Civil	Administrative Law	2014	-	1	1	1	1	-	-	2	1	-	-	4	7			11
		2015	1	-	1	-	1	-	-	2	1	-	-	-	6	-14.3%	▼	6
	Contested Divorce	2014	14	24	23	21	17	26	18	16	26	18	19	24	203			246
		2015	22	19	16	18	24	17	15	19	13	14	-	-	177	-12.8%	▼	177
	Domestic and Family - Level 1	2014	9	15	32	15	31	32	29	21	21	18	20	15	223			258
		2015	20	15	13	13	19	23	21	15	14	25	-	-	178	-20.2%	▼	178
	Domestic and Family - Level 2	2014	2	4	4	4	6	5	6	5	2	2	7	-	40			47
		2015	4	6	-	10	5	4	7	13	3	8	-	-	60	50.0%	▲	60
	General Civil - Level 1	2014	16	6	34	8	35	12	13	3	18	35	1	4	180			185
		2015	9	6	65	11	1	61	20	6	35	6	-	-	220	22.2%	▲	220
	General Civil - Level 2	2014	20	36	31	37	35	33	21	31	37	35	29	25	316			370
		2015	30	20	28	38	32	22	36	43	38	33	-	-	320	1.3%	▲	320
	General Civil - Level 3	2014	9	23	18	8	9	11	13	17	7	11	10	7	126			143
		2015	16	8	11	9	12	11	17	13	11	16	-	-	124	-1.6%	▼	124
	Probates/Wills and Trusts - Level 1	2014	1	1	2	-	-	-	1	2	1	-	-	-	8			8
		2015	-	3	-	2	-	1	-	-	1	-	-	-	7	-12.5%	▼	7
	Probates/Wills and Trusts - Level 2	2014	-	-	-	1	-	-	1	-	-	1	-	-	3			3
		2015	1	1	-	-	-	-	1	1	-	-	-	-	4	33.3%	▲	4
	Protective Orders	2014	1	2	5	3	4	4	5	4	6	5	3	6	39			48
		2015	5	5	3	4	1	2	2	6	5	3	-	-	36	-7.7%	▼	36
	Uncontested Divorce	2014	32	53	59	53	54	55	57	34	39	36	28	33	472			533
		2015	36	49	55	60	38	50	45	39	27	41	-	-	440	-6.8%	▼	440
Criminal	Capital Murder	2014	-	-	-	-	2	-	-	-	-	-	-	-	2			2
	Misdemeanor	2014	68	75	156	124	141	66	137	119	126	62	96	72	1,074			1,242
		2015	109	116	112	110	73	79	63	37	70	58	-	-	827	-23.0%	▼	827
	Non-Capital Felonies and Related Matters	2014	169	186	183	350	244	168	304	227	195	236	173	209	2,262			2,644
		2015	325	204	188	226	211	157	235	100	237	289	-	-	2,172	-4.0%	▼	2,172
Other	Other Criminally Related Matters	2014	93	96	114	136	68	64	110	104	90	100	92	63	975			1,130
		2015	90	80	82	111	65	83	49	44	72	75	-	-	751	-23.0%	▼	751
	Miscellaneous	2014	254	292	241	220	196	195	188	200	196	204	139	198	2,186			2,523
		2015	204	201	295	248	171	208	204	212	182	200	-	-	2,125	-2.8%	▼	2,125
	Other	2014	36	35	43	48	40	29	49	31	50	66	59	54	427			540
		2015	39	40	47	28	31	43	50	52	44	44	-	-	418	-2.1%	▼	418

Court: Hampton Circuit

Start/End Date: Jan-14 / Oct-15

2014 Average Month: 621

Jan-Oct 2014: 6,335

Filings Trending: Steady ↔

Circuit/Court ID: 8 208650

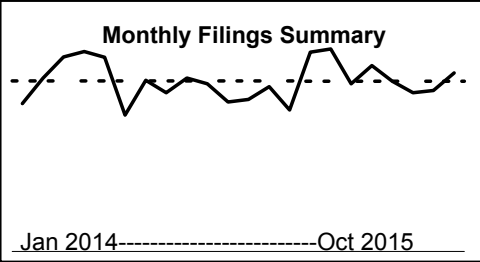
Type of Case: Filings

2015 Average Month:638

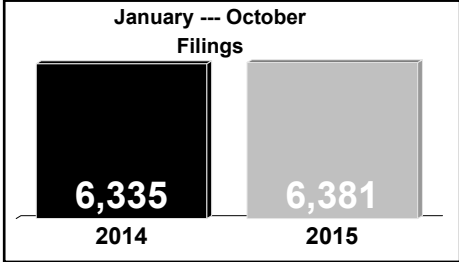
Jan-Oct 2015 : 6,381

Overall AVG. Month: 629

Monthly Filings Summary



January --- October Filings



	Jan	Feb	Mar	Apr	May	Jun	Jul	Aug	Sep	Oct	Nov	Dec	Thru Oct	% Change	Trending	Total
2014	546	640	717	737	716	503	632	585	640	619	551	561	6,335			7,447
2015	608	522	735	747	618	685	628	586	594	658	-	-	6,381	0.7%	▲	6,381

			Jan	Feb	Mar	Apr	May	Jun	Jul	Aug	Sep	Oct	Nov	Dec	Thru Oct	% Change	Trending	Total
Civil	Administrative Law	2014	3	-	-	-	-	-	-	1	3	1	1	-	8			9
		2015	-	1	-	-	1	-	-	-	2	-	-	-	4	-50.0%	▼	4
	Contested Divorce	2014	12	21	21	13	15	15	10	12	17	20	8	14	156			178
		2015	8	9	17	16	16	20	15	11	11	17	-	-	140	-10.3%	▼	140
	Domestic and Family - Level 1	2014	5	10	12	17	11	9	8	12	13	24	15	23	121			159
		2015	11	15	11	5	24	19	21	12	19	17	-	-	154	27.3%	▲	154
	Domestic and Family - Level 2	2014	12	27	81	138	63	13	33	60	79	35	31	17	541			589
		2015	5	45	52	115	1	84	5	47	4	51	-	-	409	-24.4%	▼	409
	General Civil - Level 1	2014	7	-	4	3	4	-	2	1	-	2	-	3	23			26
		2015	2	3	3	2	-	-	-	-	3	3	-	-	16	-30.4%	▼	16
	General Civil - Level 2	2014	21	14	24	29	23	28	24	29	22	22	18	22	236			276
		2015	20	20	25	29	24	25	24	19	29	20	-	-	235	-0.4%	▼	235
	General Civil - Level 3	2014	4	8	7	9	5	18	8	9	17	17	7	7	102			116
		2015	7	6	13	10	10	18	9	10	14	11	-	-	108	5.9%	▲	108
	Probates/Wills and Trusts - Level 1	2014	1	-	1	1	-	-	-	-	1	1	-	-	5			5
		2015	-	-	-	-	-	-	2	1	1	-	-	-	4	-20.0%	▼	4
	Probates/Wills and Trusts - Level 2	2014	3	3	6	2	2	3	3	6	5	8	5	6	41			52
		2015	7	1	5	2	7	7	5	4	5	1	-	-	44	7.3%	▲	44
Criminal	Uncontested Divorce	2014	27	34	34	35	34	25	36	36	35	28	31	26	324			381
		2015	34	24	47	43	40	36	49	32	36	39	-	-	380	17.3%	▲	380
	Capital Murder	2014	-	-	1	-	-	-	1	-	-	-	-	-	2			2
		2015	-	-	-	-	-	-	-	-	-	-	-	-	-			-
	Misdemeanor	2014	39	41	52	44	60	42	46	43	61	48	58	50	476			584
		2015	59	58	61	49	48	80	50	61	61	62	-	-	589	23.7%	▲	589
	Non-Capital Felonies and Related Matters	2014	136	177	153	179	233	126	194	158	170	143	159	159	1,669			1,987
		2015	166	121	144	175	185	169	185	111	188	174	-	-	1,618	-3.1%	▼	1,618
	Other Criminally Related Matters	2014	47	16	45	22	36	21	30	26	24	50	40	27	317			384
		2015	47	29	32	55	26	24	33	39	19	43	-	-	347	9.5%	▲	347
Other	Miscellaneous	2014	180	229	232	189	162	149	173	144	152	170	124	169	1,780			2,073
		2015	198	148	265	175	183	156	180	182	140	179	-	-	1,806	1.5%	▲	1,806
	Other	2014	49	60	44	56	68	54	64	48	41	50	54	38	534			626
		2015	44	42	60	71	53	47	50	57	62	41	-	-	527	-1.3%	▼	527

Court: Charles City Circuit

Start/End Date: Jan-14 / Oct-15

2014 Average Month: 23

Jan-Oct 2014: 235

Filings Trending: Steady ↔

Circuit/Court ID: 9 209036

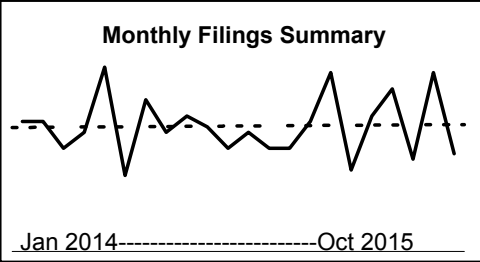
Type of Case: Filings

2015 Average Month: 23

Jan-Oct 2015 : 233

Overall AVG. Month: 23

Monthly Filings Summary



January --- October Filings

235

2014

233

2015

	Jan	Feb	Mar	Apr	May	Jun	Jul	Aug	Sep	Oct	Nov	Dec	Thru Oct	% Change	Trending	Total
2014	24	24	19	22	34	14	28	22	25	23	19	22	235			276
2015	19	19	24	33	15	25	30	17	33	18	-	-	233	-0.9%	▼	233

			Jan	Feb	Mar	Apr	May	Jun	Jul	Aug	Sep	Oct	Nov	Dec	Thru Oct	% Change	Trending	Total
Civil	Administrative Law	2014	-	-	-	-	-	-	1	-	-	-	-	-	1			1
	Contested Divorce	2014	-	1	-	-	1	-	1	-	-	-	1	-	3			4
		2015	-	-	-	-	-	-	-	-	-	1	-	-	1	-66.7%	▼	1
	Domestic and Family - Level 1	2014	-	-	-	-	-	-	-	6	-	1	-	-	7			7
		2015	-	-	-	-	-	-	1	-	-	-	-	-	1	-85.7%	▼	1
	Domestic and Family - Level 2	2014	-	-	-	-	4	-	-	-	-	-	-	-	4			4
		2015	-	-	-	-	-	-	-	-	1	-	-	-	1	-75.0%	▼	1
	General Civil - Level 1	2015	-	1	-	-	-	-	-	-	-	-	-	-	1			1
	General Civil - Level 2	2014	2	2	-	2	2	6	2	4	2	1	1	-	23			24
		2015	2	2	2	3	1	1	2	-	1	1	-	-	15	-34.8%	▼	15
	General Civil - Level 3	2014	1	-	-	2	-	4	-	-	2	-	-	-	9			9
		2015	-	1	1	2	1	1	1	-	3	-	-	-	10	11.1%	▲	10
	Probates/Wills and Trusts - Level 2	2014	-	-	-	-	1	-	-	-	-	-	-	-	1			1
		2015	-	-	-	1	-	-	-	-	-	-	-	-	1	0.0%	↔	1
	Protective Orders	2014	-	-	-	-	-	-	-	-	-	-	-	1	0			1
Criminal	Uncontested Divorce	2014	1	-	-	1	-	-	1	2	1	2	1	2	8	0.0%	↔	11
		2015	2	1	2	1	-	-	1	-	-	1	-	-	8	0.0%	↔	8
	Misdemeanor	2014	-	2	-	1	1	-	7	-	2	-	8	2	13			23
		2015	2	-	-	5	-	2	2	-	4	1	-	-	16	23.1%	▲	16
	Non-Capital Felonies and Related Matters	2014	2	2	1	1	9	1	3	-	4	6	5	7	29			41
Other		2015	2	-	2	5	8	6	9	1	13	5	-	-	51	75.9%	▲	51
	Other Criminally Related Matters	2014	-	2	-	1	-	-	-	2	-	-	-	-	5			5
		2015	-	1	2	1	1	-	1	3	-	-	-	-	9	80.0%	▲	9
	Miscellaneous	2014	18	15	18	14	16	3	13	8	14	12	3	10	131			144
		2015	11	13	14	14	4	15	13	12	9	9	-	-	114	-13.0%	▼	114
	Other	2014	-	-	-	-	-	-	-	-	-	1	-	-	1			1
		2015	-	-	1	1	-	-	-	1	2	-	-	-	5	400.0%	▲	5

Court: Gloucester Circuit

Start/End Date: Jan-14 / Oct-15

2014 Average Month: 183

Jan-Oct 2014: 1,810

Filings Trending: Upward ▲

Circuit/Court ID: 9 209073


Type of Case: Filings

2015 Average Month:197

Jan-Oct 2015 : 1,966

Overall AVG. Month: 189

Monthly Filings Summary



Jan 2014-----Oct 2015

January --- October Filings

1,810

2014

1,966

2015

			Jan	Feb	Mar	Apr	May	Jun	Jul	Aug	Sep	Oct	Nov	Dec	Thru Oct	% Change	Trending	Total
2014			185	175	218	214	165	161	173	149	175	195	188	201	1,810			2,199
2015			190	268	221	194	168	167	228	160	174	196	-	-	1,966	8.6%	▲	1,966

			Jan	Feb	Mar	Apr	May	Jun	Jul	Aug	Sep	Oct	Nov	Dec	Thru Oct	% Change	Trending	Total
Civil	Administrative Law	2014	-	-	-	-	-	-	2	-	-	-	1	-	2			3
		2015	-	-	-	-	-	-	-	-	1	-	-	-	1	-50.0%	▼	1
	Contested Divorce	2014	4	5	6	1	1	2	9	5	5	4	5	4	42			51
		2015	4	5	9	2	4	4	5	8	3	7	-	-	51	21.4%	▲	51
	Domestic and Family - Level 1	2014	-	2	-	6	1	4	8	2	2	11	20	3	36			59
		2015	6	2	6	-	-	5	8	2	-	1	-	-	30	-16.7%	▼	30
	Domestic and Family - Level 2	2014	1	-	-	-	4	1	1	2	1	-	6	2	10			18
		2015	-	3	1	1	3	2	4	2	1	3	-	-	20	100.0%	▲	20
	General Civil - Level 1	2014	-	-	-	-	-	-	1	-	-	-	1	-	1			2
		2015	-	-	-	-	-	-	1	1	-	-	-	-	2	100.0%	▲	2
	General Civil - Level 2	2014	12	6	7	3	6	6	8	4	9	6	4	12	67			83
		2015	3	9	9	4	9	11	5	5	7	9	-	-	71	6.0%	▲	71
	General Civil - Level 3	2014	2	3	10	13	3	1	3	3	1	2	2	3	41			46
		2015	2	-	3	33	5	5	4	3	-	3	-	-	58	41.5%	▲	58
	Probates/Wills and Trusts - Level 1	2014	-	-	-	-	1	-	-	-	1	-	-	-	2			2
		2015	-	1	1	-	-	1	-	-	-	-	-	-	3	50.0%	▲	3
	Probates/Wills and Trusts - Level 2	2014	-	1	-	-	-	5	-	-	-	2	-	-	8			8
		2015	3	1	2	1	1	-	2	-	-	1	-	-	11	37.5%	▲	11
	Protective Orders	2014	-	1	-	1	-	1	-	-	-	-	-	-	3			3
		2015	-	-	-	2	1	1	-	3	-	-	-	-	7	133.3%	▲	7
	Uncontested Divorce	2014	11	13	9	16	7	13	10	8	12	9	10	13	108			131
		2015	7	11	10	12	10	10	14	8	9	4	-	-	95	-12.0%	▼	95
Criminal	Capital Murder	2015	-	-	-	-	-	-	-	-	1	-	-	-	1			1
	Misdemeanor	2014	16	21	21	21	7	20	26	9	14	19	26	23	174			223
		2015	17	19	32	17	16	15	24	13	27	18	-	-	198	13.8%	▲	198
	Non-Capital Felonies and Related Matters	2014	35	23	48	36	66	36	41	34	49	41	41	26	409			476
		2015	33	103	45	35	40	32	54	24	45	47	-	-	458	12.0%	▲	458
	Other Criminally Related Matters	2014	8	3	4	10	7	5	1	5	4	5	6	10	52			68
2015		3	7	5	4	9	2	9	6	5	7	-	-	57	9.6%	▲	57	
Other	Miscellaneous	2014	83	83	91	90	52	54	51	54	66	77	47	66	701			814
		2015	98	79	85	67	53	64	74	73	54	82	-	-	729	4.0%	▲	729
	Other	2014	13	14	22	17	10	13	12	23	11	19	19	39	154			212
		2015	14	28	13	16	17	15	24	11	22	14	-	-	174	13.0%	▲	174

Court: King & Queen Circuit

Start/End Date: Jan-14 / Oct-15

2014 Average Month: 31

Jan-Oct 2014: 312

Filings Trending: Upward ▲

Circuit/Court ID: 9 209097

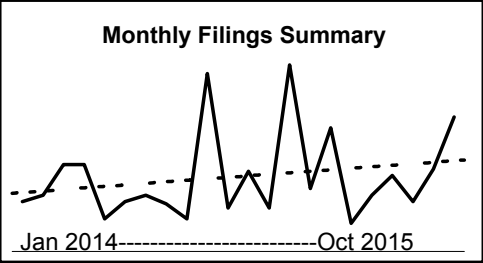
Type of Case: Filings

2015 Average Month:39

Jan-Oct 2015 : 389

Overall AVG. Month: 34

Monthly Filings Summary



January --- October Filings

312

2014

389

2015

	Jan	Feb	Mar	Apr	May	Jun	Jul	Aug	Sep	Oct	Nov	Dec	Thru Oct	% Change	Trending	Total
2014	23	26	40	40	15	23	26	22	15	82	20	37	312			369
2015	20	86	29	57	13	26	35	23	38	62	-	-	389	24.7%	▲	389

			Jan	Feb	Mar	Apr	May	Jun	Jul	Aug	Sep	Oct	Nov	Dec	Thru Oct	% Change	Trending	Total
Civil	Administrative Law	2014	-	-	1	-	-	-	-	-	-	-	-	-	1			1
		2015	1	-	-	-	-	-	-	-	-	1	-	-	2	100.0%	▲	2
	Contested Divorce	2014	1	-	1	-	-	-	1	1	-	-	-	-	4			4
		2015	-	-	2	1	-	2	1	1	-	1	-	-	8	100.0%	▲	8
	Domestic and Family - Level 1	2014	-	-	-	1	-	-	-	-	-	-	-	-	1			1
		2015	1	-	-	2	1	1	-	6	-	-	-	-	11	1,000.0%	▲	11
	Domestic and Family - Level 2	2014	-	-	-	-	-	-	1	-	-	1	-	1	2			3
		2015	-	-	-	-	-	3	-	-	-	-	-	-	3	50.0%	▲	3
	General Civil - Level 1	2014	-	-	-	1	-	-	-	-	-	-	-	-	1			1
		2015	-	1	1	-	3	2	3	-	-	-	2	-	10			12
	General Civil - Level 2	2014	-	-	1	2	-	1	-	2	-	1	-	-	7	-30.0%	▼	7
		2015	-	-	-	-	-	-	-	-	-	-	-	-	-			-
	General Civil - Level 3	2014	2	3	1	1	-	3	1	-	-	-	-	-	11			11
		2015	1	-	-	-	1	-	2	1	6	4	-	-	15	36.4%	▲	15
	Probates/Wills and Trusts	2014	-	-	-	-	-	-	1	-	-	-	-	-	1			1
		2015	1	1	-	2	-	-	-	1	-	-	-	-	5			5
Criminal	Probates/Wills and Trusts - Level 2	2014	-	-	-	-	-	-	-	1	1	-	-	-	2	-60.0%	▼	2
		2015	-	-	-	-	-	-	-	-	-	-	-	-	-			-
	Uncontested Divorce	2014	1	1	1	3	3	-	-	-	-	1	1	-	10			11
		2015	2	1	-	-	-	1	2	1	1	2	-	-	10	0.0%	↔	10
	Misdemeanor	2014	-	2	1	2	-	2	1	1	-	2	2	3	11			16
		2015	4	15	3	9	1	1	4	1	6	13	-	-	57	418.2%	▲	57
	Non-Capital Felonies and Related Matters	2014	4	4	18	11	1	7	-	2	10	61	3	21	118			142
		2015	2	55	1	30	3	2	7	2	8	26	-	-	136	15.3%	▲	136
	Other Criminally Related Matters	2014	2	2	2	3	1	1	5	3	-	3	-	3	22			25
		2015	-	2	-	2	-	1	2	-	3	-	-	-	10	-54.5%	▼	10
	Miscellaneous	2014	12	12	14	16	7	8	13	14	5	14	12	8	115			135
		2015	9	13	22	8	7	13	16	8	13	14	-	-	123	7.0%	▲	123
	Other	2014	-	-	-	-	-	-	-	-	-	-	-	1	0			1
		2015	-	-	-	3	-	1	1	-	-	-	-	-	5	0.0%	↔	5

Court: King William Circuit

Start/End Date: Jan-14 / Oct-15

2014 Average Month: 62

Jan-Oct 2014: 650

Filings Trending: Steady ↔

Circuit/Court ID: 9 209101

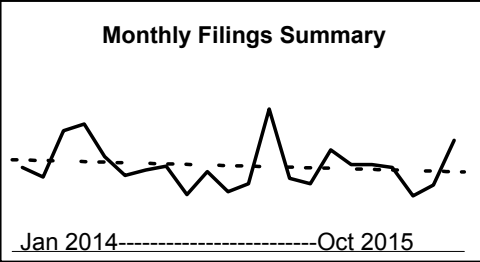
Type of Case: Filings

2015 Average Month: 65

Jan-Oct 2015 : 646

Overall AVG. Month: 63

Monthly Filings Summary



January --- October Filings

650

2014

646

2015

	Jan	Feb	Mar	Apr	May	Jun	Jul	Aug	Sep	Oct	Nov	Dec	Thru Oct	% Change	Trending	Total
2014	62	55	89	94	70	56	60	63	42	59	44	50	650			744
2015	105	54	50	75	64	64	62	41	49	82	-	-	646	-0.6%	▼	646

			Jan	Feb	Mar	Apr	May	Jun	Jul	Aug	Sep	Oct	Nov	Dec	Thru Oct	% Change	Trending	Total
Civil	Administrative Law	2014	-	1	-	-	-	-	-	-	1	-	-	-	2			2
		2015	-	-	-	-	-	-	1	-	-	-	-	-	1	-50.0%	▼	1
	Contested Divorce	2014	2	-	-	-	3	-	-	-	-	-	-	-	5			5
		2015	-	-	-	-	-	-	1	-	1	-	-	-	2	-60.0%	▼	2
	Domestic and Family - Level 1	2014	-	-	-	11	-	1	1	2	2	1	1	-	18			19
		2015	2	3	4	3	-	-	1	2	2	-	-	-	17	-5.6%	▼	17
	Domestic and Family - Level 2	2014	-	-	-	2	-	1	-	1	-	-	-	-	4			4
		2015	-	2	2	1	1	2	1	-	2	-	-	-	11	175.0%	▲	11
	General Civil - Level 1	2014	-	1	-	-	1	1	-	-	-	-	-	-	3			3
		2015	-	-	-	1	-	2	-	-	-	-	-	-	3	0.0%	↔	3
	General Civil - Level 2	2014	1	5	2	2	1	9	5	2	5	4	6	2	36			44
		2015	3	2	1	2	6	6	2	4	2	2	-	-	30	-16.7%	▼	30
	General Civil - Level 3	2014	1	2	-	-	1	6	2	3	-	3	-	2	18			20
		2015	3	1	2	2	2	5	1	-	-	2	-	-	18	0.0%	↔	18
	Probates/Wills and Trusts - Level 2	2014	-	-	1	-	-	-	1	-	1	-	-	-	3			3
		2015	-	-	-	-	1	-	-	-	-	-	-	-	1	-66.7%	▼	1
	Protective Orders	2014	-	-	-	1	-	-	-	-	-	-	-	-	1			1
		2015	1	-	-	-	-	-	-	-	-	-	-	-	1	0.0%	↔	1
	Uncontested Divorce	2014	-	2	1	2	3	1	-	2	-	1	-	1	12			13
		2015	-	-	4	-	1	-	-	3	2	6	-	-	16	33.3%	▲	16
Criminal	Misdemeanor	2014	2	3	4	4	7	-	6	2	2	2	4	2	32			38
		2015	9	3	1	7	9	1	14	-	2	2	-	-	48	50.0%	▲	48
	Non-Capital Felonies and Related Matters	2014	13	2	36	35	25	5	20	21	4	22	8	10	183			201
		2015	44	2	6	32	24	5	12	2	9	35	-	-	171	-6.6%	▼	171
	Other Criminally Related Matters	2014	2	1	1	2	2	1	2	6	1	2	-	1	20			21
		2015	-	4	2	3	2	5	2	1	2	2	-	-	23	15.0%	▲	23
Oth	Miscellaneous	2014	41	38	44	35	27	31	23	24	26	24	25	32	313			370
		2015	43	37	28	24	18	38	27	29	27	33	-	-	304	-2.9%	▼	304

Court: Mathews Circuit

Start/End Date: Jan-14 / Oct-15

2014 Average Month: 37

Jan-Oct 2014: 359

Filings Trending: Steady ↔

Circuit/Court ID: 9 209115

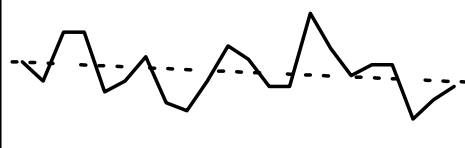
Type of Case: Filings

2015 Average Month:35

Jan-Oct 2015 : 354

Overall AVG. Month: 36

Monthly Filings Summary



Jan 2014-----Oct 2015

January --- October Filings

359

2014

354

2015

	Jan	Feb	Mar	Apr	May	Jun	Jul	Aug	Sep	Oct	Nov	Dec	Thru Oct	% Change	Trending	Total
2014	40	33	51	51	29	33	42	25	22	33	46	41	359			446
2015	31	31	58	45	35	39	39	19	26	31	-	-	354	-1.4%	▼	354

			Jan	Feb	Mar	Apr	May	Jun	Jul	Aug	Sep	Oct	Nov	Dec	Thru Oct	% Change	Trending	Total
Civil	Administrative Law	2014	-	-	-	-	-	1	-	-	-	-	-	-	1			1
		2015	-	-	-	-	-	-	-	-	1	-	-	-	1	0.0%	↔	1
	Contested Divorce	2014	-	-	-	1	-	2	-	1	-	-	-	1	4			5
		2015	-	-	1	1	-	-	2	-	1	-	-	-	5	25.0%	▲	5
	Domestic and Family - Level 1	2014	-	-	-	2	1	-	3	-	1	-	1	6	7			14
		2015	-	-	-	-	-	6	1	-	2	-	-	-	9	28.6%	▲	9
	Domestic and Family - Level 2	2014	-	-	1	-	-	-	-	-	-	-	1	-	1			2
		2015	-	-	1	1	-	-	1	-	-	-	-	-	3	200.0%	▲	3
	General Civil - Level 1	2015	-	-	-	-	-	-	-	-	-	1	-	-	1			1
	General Civil - Level 2	2014	3	-	1	4	1	1	1	2	-	5	2	2	18			22
		2015	3	3	2	1	-	-	3	1	-	-	-	-	13	-27.8%	▼	13
	General Civil - Level 3	2014	1	1	-	1	1	4	-	3	-	-	-	-	11			11
		2015	1	1	2	4	1	1	-	1	-	2	-	-	13	18.2%	▲	13
	Probates/Wills and Trusts - Level 2	2014	-	1	-	-	-	1	-	-	-	-	1	-	2			3
		2015	-	-	1	-	-	-	-	-	-	-	-	-	1	-50.0%	▼	1
	Protective Orders	2014	2	-	-	-	1	-	1	-	-	-	-	1	4			5
		2015	-	-	-	-	-	1	-	-	-	-	-	-	1	-75.0%	▼	1
Criminal	Uncontested Divorce	2014	1	4	3	2	3	-	2	4	2	1	-	-	22			22
		2015	1	2	1	1	1	3	2	2	2	2	-	-	17	-22.7%	▼	17
	Misdemeanor	2014	-	3	1	3	3	7	4	1	-	-	5	5	22			32
		2015	1	1	3	-	6	2	5	-	4	1	-	-	23	4.5%	▲	23
	Non-Capital Felonies and Related Matters	2014	1	2	25	9	-	2	19	-	2	-	24	2	60			86
		2015	5	3	19	-	11	11	18	3	4	11	-	-	85	41.7%	▲	85
	Other Criminally Related Matters	2014	-	1	-	1	1	1	-	-	3	1	-	2	8			10
		2015	-	2	-	3	2	2	-	-	2	1	-	-	12	50.0%	▲	12
	Miscellaneous	2014	32	21	20	26	18	12	12	13	14	26	12	22	194			228
		2015	20	19	27	34	14	13	7	12	10	13	-	-	169	-12.9%	▼	169
Other	Other	2014	-	-	-	2	-	2	-	1	-	-	-	-	5			5
		2015	-	-	1	-	-	-	-	-	-	-	-	-	1	-80.0%	▼	1

Court: Middlesex Circuit

Start/End Date: Jan-14 / Oct-15

2014 Average Month: 47

Jan-Oct 2014: 459

Filings Trending: Downward ▼

Circuit/Court ID: 9 209119

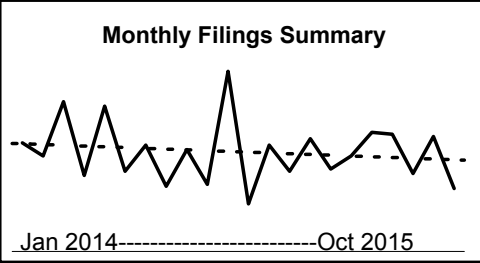
Type of Case: Filings

2015 Average Month:45

Jan-Oct 2015 : 447

Overall AVG. Month: 46

Monthly Filings Summary



January --- October Filings

459

2014

447

2015

	Jan	Feb	Mar	Apr	May	Jun	Jul	Aug	Sep	Oct	Nov	Dec	Thru Oct	% Change	Trending	Total
2014	50	44	69	35	67	37	49	30	47	31	83	22	459			564
2015	49	37	52	38	44	55	54	36	53	29	-	-	447	-2.6%	▼	447

			Jan	Feb	Mar	Apr	May	Jun	Jul	Aug	Sep	Oct	Nov	Dec	Thru Oct	% Change	Trending	Total
Civil	Contested Divorce	2014	-	-	-	1	4	-	-	1	-	1	-	2	7			9
		2015	1	-	1	-	-	-	2	-	1	1	-	-	6	-14.3%	▼	6
	Domestic and Family - Level 1	2014	-	4	2	1	-	-	1	1	-	-	-	-	9			9
		2015	-	1	-	-	-	-	-	4	-	2	-	-	7	-22.2%	▼	7
	Domestic and Family - Level 2	2014	-	-	-	-	-	-	-	2	-	-	-	-	2			2
		2015	2	-	1	1	-	-	1	-	-	-	-	-	5	150.0%	▲	5
	General Civil - Level 1	2014	1	-	-	-	-	-	-	-	-	-	-	-	1			1
		2015	-	-	-	-	-	1	-	-	-	-	-	-	1	0.0%	↔	1
	General Civil - Level 2	2014	1	-	-	3	1	-	1	4	1	1	3	1	12			16
		2015	2	2	5	4	-	3	-	-	-	3	-	-	19	58.3%	▲	19
	General Civil - Level 3	2014	3	1	2	1	1	-	1	-	-	-	-	-	9			9
		2015	-	1	1	1	1	1	-	-	-	-	-	-	5	-44.4%	▼	5
	Probates/Wills and Trusts - Level 2	2014	-	-	-	-	-	-	-	-	-	2	2	-	2			4
		2015	-	-	1	1	-	1	-	2	1	-	-	-	6	200.0%	▲	6
Criminal	Protective Orders	2015	-	-	-	-	-	1	1	-	-	2	-	-	4			4
	Uncontested Divorce	2014	1	3	1	3	2	1	5	3	4	-	3	-	23			26
		2015	-	2	3	4	1	1	3	1	1	3	-	-	19	-17.4%	▼	19
	Capital Murder	2015	-	-	-	-	2	-	-	-	-	-	-	-	2			2
	Misdemeanor	2014	3	4	14	2	11	7	7	3	8	2	20	3	61			84
		2015	11	-	3	-	5	7	6	3	15	1	-	-	51	-16.4%	▼	51
Other	Non-Capital Felonies and Related Matters	2014	7	6	27	5	22	12	21	5	21	13	37	1	139			177
		2015	13	3	8	9	19	14	22	12	18	2	-	-	120	-13.7%	▼	120
	Other Criminally Related Matters	2014	1	-	1	1	3	1	-	1	1	1	3	-	10			13
		2015	2	-	-	-	2	-	1	-	-	2	-	-	7	-30.0%	▼	7
	Miscellaneous	2014	33	26	22	18	20	16	12	9	11	11	14	15	178			207
		2015	18	28	26	16	12	23	17	12	13	12	-	-	177	-0.6%	▼	177
	Other	2014	-	-	-	-	3	-	1	1	1	-	1	-	6			7
		2015	-	-	3	2	2	3	1	2	4	1	-	-	18	200.0%	▲	18

Court: New Kent Circuit

Start/End Date: Jan-14 / Oct-15

2014 Average Month: 116

Jan-Oct 2014: 1,131

Filings Trending: Downward ▼

Circuit/Court ID: 9 209127

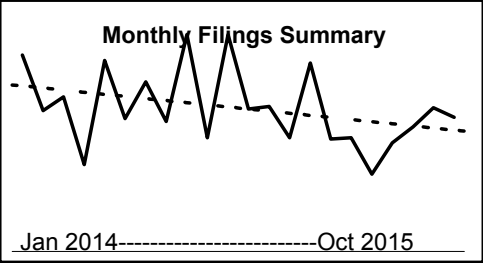
Type of Case: Filings

2015 Average Month:93

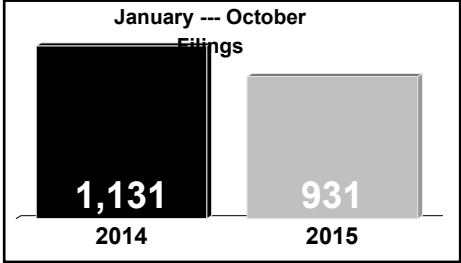
Jan-Oct 2015 : 931

Overall AVG. Month: 106

Monthly Filings Summary



January --- October Filings



	Jan	Feb	Mar	Apr	May	Jun	Jul	Aug	Sep	Oct	Nov	Dec	Thru Oct	% Change	Trending	Total
2014	145	104	114	64	141	98	125	96	160	84	160	105	1,131			1,396
2015	107	84	139	83	84	57	80	92	106	99	-	-	931	-17.7%	▼	931

			Jan	Feb	Mar	Apr	May	Jun	Jul	Aug	Sep	Oct	Nov	Dec	Thru Oct	% Change	Trending	Total
Civil	Administrative Law	2014	-	-	-	-	-	-	-	-	1	1	-	-	2			2
		2015	1	-	-	-	-	-	-	-	-	-	-	-	1	-50.0%	▼	1
	Contested Divorce	2014	2	1	2	1	1	2	2	3	6	3	1	4	23			28
		2015	1	1	2	2	2	-	2	2	1	-	-	-	13	-43.5%	▼	13
	Domestic and Family - Level 1	2014	-	1	-	2	3	-	1	-	1	-	1	-	8			9
		2015	-	2	-	2	1	-	-	3	1	1	-	-	10	25.0%	▲	10
	Domestic and Family - Level 2	2014	-	-	-	1	1	1	1	-	1	-	2	-	5			7
		2015	2	2	-	1	1	-	-	2	-	-	-	-	8	60.0%	▲	8
	General Civil - Level 2	2014	1	2	6	1	7	1	4	4	5	1	2	3	32			37
		2015	2	1	-	4	2	1	-	1	-	4	-	-	15	-53.1%	▼	15
	General Civil - Level 3	2014	1	-	1	1	1	1	-	1	-	4	1	2	10			13
		2015	2	2	2	-	1	1	1	1	1	-	-	-	11	10.0%	▲	11
	Probates/Wills and Trusts	2014	-	-	-	-	-	-	-	-	1	-	-	-	1			1
	Probates/Wills and Trusts - Level 2	2014	1	-	-	-	-	-	1	-	-	-	-	-	2			2
		2015	-	-	-	-	-	-	1	2	1	-	-	-	4	100.0%	▲	4
Criminal	Uncontested Divorce	2014	3	4	2	4	3	1	5	4	6	3	5	6	35			46
		2015	3	6	7	3	3	3	6	4	3	2	-	-	40	14.3%	▲	40
	Misdemeanor	2014	3	9	10	2	13	12	19	22	41	16	43	15	147			205
		2015	11	8	17	12	10	11	9	12	16	13	-	-	119	-19.0%	▼	119
Other	Non-Capital Felonies and Related Matters	2014	19	8	28	4	59	22	44	13	64	11	56	16	272			344
		2015	22	5	61	17	35	4	12	15	34	18	-	-	223	-18.0%	▼	223
	Other Criminally Related Matters	2014	1	3	-	-	3	3	10	5	2	1	6	2	28			36
		2015	2	6	4	1	1	4	2	6	1	2	-	-	29	3.6%	▲	29
Other	Miscellaneous	2014	73	64	54	42	35	47	31	35	29	35	39	50	445			534
		2015	52	37	41	38	24	32	46	35	45	56	-	-	406	-8.8%	▼	406
	Other	2014	41	12	11	6	15	8	7	9	3	9	4	7	121			132
			2015	9	14	5	3	4	1	1	9	3	3	-	52	-57.0%	▼	52

Court: York Circuit

Start/End Date: Jan-14 / Oct-15

2014 Average Month: 261

Jan-Oct 2014: 2,731

Filings Trending: Downward ▼

Circuit/Court ID: 9 209199

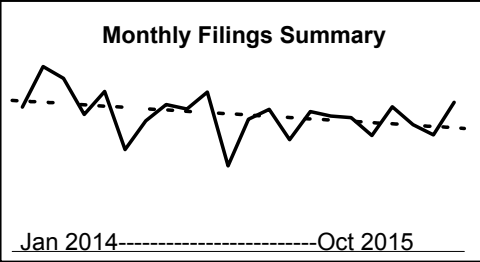
Type of Case: Filings

2015 Average Month:243

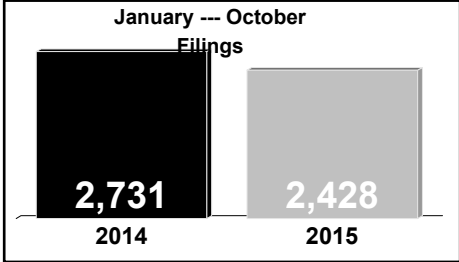
Jan-Oct 2015 : 2,428

Overall AVG. Month: 253

Monthly Filings Summary



January --- October Filings



	Jan	Feb	Mar	Apr	May	Jun	Jul	Aug	Sep	Oct	Nov	Dec	Thru Oct	% Change	Trending	Total
2014	266	341	319	253	295	188	241	271	263	294	158	244	2,731			3,133
2015	262	206	258	250	247	214	267	234	215	275	-	-	2,428	-11.1%	▼	2,428

			Jan	Feb	Mar	Apr	May	Jun	Jul	Aug	Sep	Oct	Nov	Dec	Thru Oct	% Change	Trending	Total
Civil	Administrative Law	2014	-	-	-	-	-	-	-	-	-	-	-	1	0			1
		2015	-	1	-	-	-	-	-	-	1	-	-	-	2	0.0%	↔	2
	Contested Divorce	2014	9	8	13	3	7	5	7	6	7	6	2	4	71			77
		2015	4	3	7	4	6	7	3	7	2	4	-	-	47	-33.8%	▼	47
	Domestic and Family - Level 1	2014	1	2	3	2	2	2	3	5	1	6	-	2	27			29
		2015	2	4	3	3	3	1	4	4	4	2	-	-	30	11.1%	▲	30
	Domestic and Family - Level 2	2014	3	8	6	12	7	12	6	5	10	16	9	7	85			101
		2015	5	2	14	12	6	4	13	10	7	12	-	-	85	0.0%	↔	85
	General Civil - Level 1	2014	1	-	1	-	-	-	-	-	1	-	-	2	3			5
		2015	1	-	-	-	-	-	-	-	-	-	-	-	1	-66.7%	▼	1
	General Civil - Level 2	2014	11	7	11	14	8	9	12	15	11	8	4	14	106			124
		2015	5	8	11	17	5	20	6	15	4	16	-	-	107	0.9%	▲	107
	General Civil - Level 3	2014	4	6	1	2	6	2	1	1	4	2	3	4	29			36
		2015	5	-	6	1	3	3	7	7	4	6	-	-	42	44.8%	▲	42
	Probates/Wills and Trusts - Level 1	2014	-	-	-	-	-	-	-	1	-	-	-	-	1			1
		2015	-	-	-	-	-	1	-	-	-	1	-	-	2	100.0%	▲	2
	Probates/Wills and Trusts - Level 2	2014	2	-	3	2	4	1	-	2	1	1	1	2	16			19
		2015	1	1	1	-	2	4	6	1	1	4	-	-	21	31.3%	▲	21
	Protective Orders	2014	2	-	1	1	1	1	-	1	-	3	-	1	10			11
		2015	1	-	-	-	-	-	-	1	1	2	-	-	5	-50.0%	▼	5
	Uncontested Divorce	2014	12	16	25	12	11	10	15	19	16	16	17	15	152			184
		2015	6	13	27	15	13	16	13	9	21	18	-	-	151	-0.7%	▼	151
Criminal	Misdemeanor	2014	17	14	28	17	61	11	33	31	27	16	14	16	255			285
		2015	26	16	13	28	11	9	6	10	15	15	-	-	149	-41.6%	▼	149
	Non-Capital Felonies and Related Matters	2014	44	125	79	67	88	47	63	74	74	64	27	44	725			796
		2015	74	50	29	51	84	50	72	56	51	99	-	-	616	-15.0%	▼	616
	Other Criminally Related Matters	2014	10	6	14	9	6	3	4	4	12	13	4	12	81			97
		2015	5	8	3	17	9	5	12	2	8	4	-	-	73	-9.9%	▼	73
Other	Miscellaneous	2014	149	148	134	111	93	84	97	104	96	140	75	120	1,156			1,351
		2015	125	99	139	100	99	91	121	111	95	90	-	-	1,070	-7.4%	▼	1,070
	Other	2014	1	1	-	1	1	1	-	3	3	3	2	-	14			16
		2015	2	1	5	2	6	3	4	1	1	2	-	-	27	92.9%	▲	27

Court: Williamsburg Circuit

Start/End Date: Jan-14 / Oct-15

2014 Average Month: 300

Jan-Oct 2014: 3,075

Filings Trending: Downward ▼

Circuit/Court ID: 9 209830

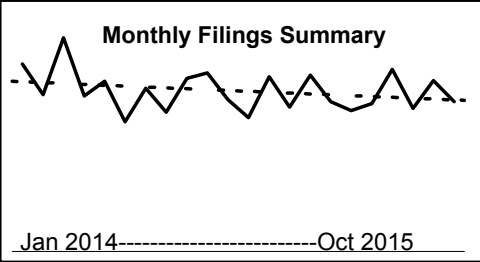
Type of Case: Filings

2015 Average Month:291

Jan-Oct 2015 : 2,913

Overall AVG. Month: 296

Monthly Filings Summary



January --- October Filings

3,075

2,913

2014

2015

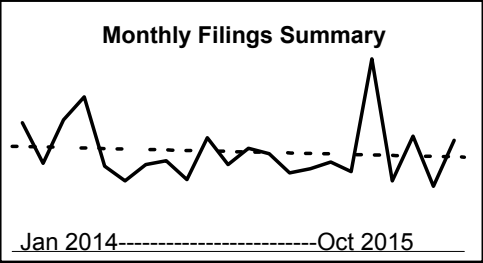
			Jan	Feb	Mar	Apr	May	Jun	Jul	Aug	Sep	Oct	Nov	Dec	Thru Oct	% Change	Trending	Total
2014			346	289	394	287	314	239	301	257	319	329	280	247	3,075			3,602
2015			322	266	325	276	260	273	336	264	315	276	-	-	2,913	-5.3%	▼	2,913

			Jan	Feb	Mar	Apr	May	Jun	Jul	Aug	Sep	Oct	Nov	Dec	Thru Oct	% Change	Trending	Total
Civil	Administrative Law	2014	-	-	-	-	1	1	-	1	1	-	-	-	4			4
		2015	-	-	-	-	-	-	1	-	-	1	-	-	2	-50.0%	▼	2
	Contested Divorce	2014	8	6	5	6	4	5	8	5	9	10	5	8	66			79
		2015	8	8	5	10	8	8	4	1	5	7	-	-	64	-3.0%	▼	64
	Domestic and Family - Level 1	2014	1	4	3	6	5	3	1	10	9	5	5	8	47			60
		2015	4	5	3	2	7	5	9	9	1	3	-	-	48	2.1%	▲	48
	Domestic and Family - Level 2	2014	3	3	1	1	4	5	4	2	-	1	1	2	24			27
		2015	5	1	5	2	3	-	1	2	-	1	-	-	20	-16.7%	▼	20
	General Civil - Level 1	2014	2	-	1	2	-	3	-	-	1	1	-	1	10			11
		2015	-	3	2	1	2	1	1	1	-	-	-	-	11	10.0%	▲	11
	General Civil - Level 2	2014	5	7	6	4	12	9	11	6	9	14	6	10	83			99
		2015	18	8	8	12	13	15	12	12	13	9	-	-	120	44.6%	▲	120
	General Civil - Level 3	2014	9	1	17	4	13	6	9	4	4	7	9	8	74			91
		2015	8	6	1	11	5	16	11	6	2	9	-	-	75	1.4%	▲	75
	Probates/Wills and Trusts - Level 1	2014	-	-	-	-	1	1	-	-	-	-	1	1	2			4
		2015	1	-	1	-	1	1	-	-	1	2	-	-	7	250.0%	▲	7
	Probates/Wills and Trusts - Level 2	2014	3	3	2	2	2	3	4	2	2	2	4	5	25			34
		2015	-	1	3	2	1	4	2	2	1	2	-	-	18	-28.0%	▼	18
	Uncontested Divorce	2014	21	11	17	20	16	15	15	12	14	11	14	8	152			174
		2015	28	11	15	9	15	15	18	14	15	24	-	-	164	7.9%	▲	164
Criminal	Capital Murder	2014	3	-	-	-	-	-	-	-	-	-	-	-	3			3
		2015	-	-	4	-	-	-	-	-	-	-	-	-	4	33.3%	▲	4
	Misdemeanor	2014	34	36	47	25	39	27	47	29	52	32	60	28	368			456
		2015	42	26	31	34	34	43	44	30	42	43	-	-	369	0.3%	▲	369
	Non-Capital Felonies and Related Matters	2014	62	46	123	58	79	46	80	41	73	43	57	52	651			760
		2015	51	39	66	52	59	49	73	29	69	52	-	-	539	-17.2%	▼	539
Other	Other Criminally Related Matters	2014	13	12	17	14	11	8	13	13	13	15	8	8	129			145
		2015	10	9	8	19	16	15	13	14	10	10	-	-	124	-3.9%	▼	124
	Miscellaneous	2014	160	142	123	120	101	89	81	107	106	143	81	81	1,172			1,334
		2015	118	102	129	93	82	78	113	107	112	90	-	-	1,024	-12.6%	▼	1,024
	Other	2014	22	18	32	25	26	18	28	25	26	45	29	27	265			321
		2015	29	47	44	29	14	23	34	37	44	23	-	-	324	22.3%	▲	324

Court: Appomattox Circuit
Start/End Date: Jan-14 / Oct-15
2014 Average Month: 75
Jan-Oct 2014: 754
Filings Trending: Downward ▼

Circuit/Court ID: 10 210011
Type of Case: Filings
2015 Average Month: 73
Jan-Oct 2015 : 725
Overall AVG. Month: 74

Monthly Filings Summary



January --- October Filings

754
2014

725
2015

			Jan	Feb	Mar	Apr	May	Jun	Jul	Aug	Sep	Oct	Nov	Dec	Thru Oct	% Change	Trending	Total
2014			95	65	97	114	63	52	64	67	53	84	64	76	754			894
2015			72	58	61	66	59	142	52	85	48	82	-	-	725	-3.8%	▼	725

			Jan	Feb	Mar	Apr	May	Jun	Jul	Aug	Sep	Oct	Nov	Dec	Thru Oct	% Change	Trending	Total
Civil	Contested Divorce	2014	3	1	1	1	4	1	1	1	-	3	2	1	16			19
		2015	-	-	1	1	2	-	2	1	2	1	-	-	10	-37.5%	▼	10
	Domestic and Family - Level 1	2014	-	4	6	3	2	6	4	1	-	2	-	-	28			28
		2015	-	2	-	-	-	7	4	3	3	3	-	-	22	-21.4%	▼	22
	Domestic and Family - Level 2	2014	-	-	1	-	2	1	-	1	-	-	1	-	5			6
		2015	-	-	-	-	2	3	-	1	-	-	-	-	6	20.0%	▲	6
	General Civil - Level 2	2014	2	3	3	1	1	-	1	1	3	-	-	1	15			16
		2015	2	-	1	2	1	-	1	-	1	-	-	-	8	-46.7%	▼	8
	General Civil - Level 3	2014	2	-	2	2	1	-	3	3	1	-	-	1	14			15
		2015	-	1	1	2	7	1	-	3	-	1	-	-	16	14.3%	▲	16
Criminal	Probates/Wills and Trusts	2014	-	-	-	-	1	-	-	1	-	-	-	1	2			3
	Probates/Wills and Trusts - Level 2	2014	2	-	1	-	-	1	1	1	-	-	-	1	6			7
		2015	2	-	-	1	-	-	-	1	-	2	-	-	6	0.0%	↔	6
	Uncontested Divorce	2014	4	2	3	4	3	2	4	1	2	3	5	3	28			36
		2015	1	2	3	3	2	5	3	2	3	4	-	-	28	0.0%	↔	28
	Misdemeanor	2014	1	4	4	8	5	3	-	2	4	2	2	9	33			44
Other		2015	7	1	1	2	3	9	2	4	3	8	-	-	40	21.2%	▲	40
	Non-Capital Felonies and Related Matters	2014	32	10	38	35	18	8	30	17	16	39	32	33	243			308
		2015	27	24	13	28	11	91	12	38	10	25	-	-	279	14.8%	▲	279
	Other Criminally Related Matters	2014	-	-	-	5	3	3	-	1	-	-	-	5	12			17
		2015	-	1	1	-	6	-	-	-	1	1	-	-	10	-16.7%	▼	10
Other	Miscellaneous	2014	49	40	37	53	23	27	20	36	27	34	21	20	346			387
		2015	33	27	39	27	24	26	28	32	25	36	-	-	297	-14.2%	▼	297
	Other	2014	-	1	1	2	-	-	-	1	-	1	1	1	6			8
			-	-	1	-	1	-	-	-	-	1	-	-	3	-50.0%	▼	3

Court: Buckingham Circuit

Start/End Date: Jan-14 / Oct-15

2014 Average Month: 72

Jan-Oct 2014: 732

Filings Trending: Downward ▼

Circuit/Court ID: 10 210029

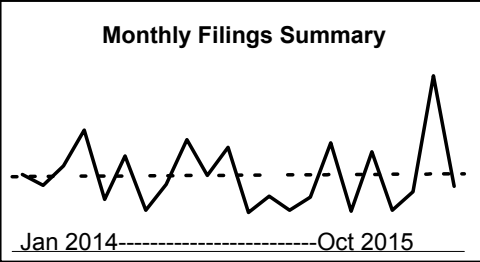
Type of Case: Filings

2015 Average Month:68

Jan-Oct 2015 : 683

Overall AVG. Month: 70

Monthly Filings Summary



January --- October Filings

732

2014

683

2015

			Jan	Feb	Mar	Apr	May	Jun	Jul	Aug	Sep	Oct	Nov	Dec	Thru Oct	% Change	Trending	Total
2014			71	61	79	112	48	88	38	62	103	70	96	36	732			864
2015			51	38	50	100	37	92	38	55	162	60	-	-	683	-6.7%	▼	683

			Jan	Feb	Mar	Apr	May	Jun	Jul	Aug	Sep	Oct	Nov	Dec	Thru Oct	% Change	Trending	Total
Civil	Administrative Law	2015	-	-	-	-	-	-	-	1	-	-	-	-	1			1
	Contested Divorce	2014	1	2	2	-	2	-	1	1	2	1	-	-	12			12
		2015	1	3	2	1	5	2	1	-	1	2	-	-	18	50.0%	▲	18
	Domestic and Family - Level 1	2014	3	-	-	2	-	4	-	2	11	-	-	-	22			22
		2015	1	-	2	2	-	-	-	1	-	-	-	-	6	-72.7%	▼	6
	Domestic and Family - Level 2	2014	-	-	-	-	-	-	-	-	-	-	-	2	0			2
		2015	-	-	-	-	-	1	-	-	-	-	-	-	1	0.0%	↔	1
	General Civil - Level 1	2014	-	-	-	-	-	-	-	-	1	-	-	-	1			1
	General Civil - Level 2	2014	3	-	-	2	2	2	5	2	4	1	1	5	21			27
		2015	1	2	-	4	2	4	6	6	-	2	-	-	27	28.6%	▲	27
	General Civil - Level 3	2014	2	1	1	-	1	1	-	-	1	1	1	-	8			9
		2015	1	1	-	1	-	-	-	-	-	-	-	-	3	-62.5%	▼	3
	Probates/Wills and Trusts - Level 1	2014	-	-	-	-	-	1	-	-	-	-	-	-	1			1
		2015	-	-	-	-	-	1	-	-	-	-	-	-	1	0.0%	↔	1
	Probates/Wills and Trusts - Level 2	2014	-	-	-	-	1	-	2	-	-	1	-	-	4			4
		2015	-	1	-	-	-	-	1	-	-	-	-	-	2	-50.0%	▼	2
Criminal	Protective Orders	2014	-	-	-	-	-	-	-	1	-	-	-	-	1			1
	Uncontested Divorce	2014	4	2	4	2	-	2	6	4	4	3	3	2	31			36
		2015	3	3	5	3	2	3	2	6	2	3	-	-	32	3.2%	▲	32
	Capital Murder	2015	-	-	-	-	-	1	-	-	-	-	-	-	1			1
	Misdemeanor	2014	1	7	6	7	-	2	-	12	-	10	7	5	45			57
Criminal		2015	2	-	3	4	3	5	2	-	25	6	-	-	50	11.1%	▲	50
	Non-Capital Felonies and Related Matters	2014	27	22	26	68	24	55	3	18	53	23	59	6	319			384
		2015	27	8	12	55	8	46	1	19	110	9	-	-	295	-7.5%	▼	295
	Other Criminally Related Matters	2014	-	3	-	1	-	-	-	1	-	4	1	1	9			11
		2015	-	-	-	1	-	-	-	-	1	2	-	-	4	-55.6%	▼	4
Other	Miscellaneous	2014	29	24	40	30	18	21	21	20	27	24	23	15	254			292
		2015	15	20	26	29	17	28	25	22	22	36	-	-	240	-5.5%	▼	240
	Other	2014	1	-	-	-	-	-	-	1	-	2	1	-	4			5
			2015	-	-	-	-	1	-	-	1	-	-	-	2	-50.0%	▼	2

Court: Charlotte Circuit

Start/End Date: Jan-14 / Oct-15

2014 Average Month: 43

Jan-Oct 2014: 439

Filings Trending: Upward ▲

Circuit/Court ID: 10 210037

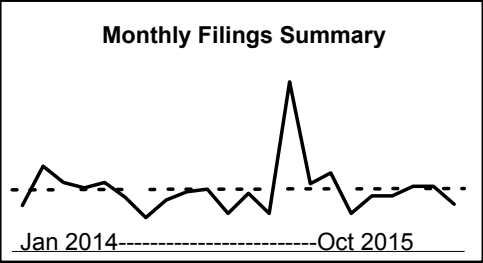
Type of Case: Filings

2015 Average Month:50

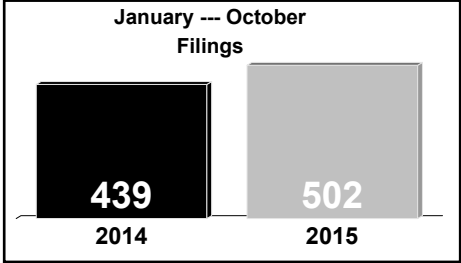
Jan-Oct 2015 : 502

Overall AVG. Month: 46

Monthly Filings Summary



January --- October Filings



	Jan	Feb	Mar	Apr	May	Jun	Jul	Aug	Sep	Oct	Nov	Dec	Thru Oct	% Change	Trending	Total
2014	34	63	51	47	51	40	25	38	44	46	28	43	439			510
2015	28	125	50	58	28	41	41	48	48	35	-	-	502	14.4%	▲	502

			Jan	Feb	Mar	Apr	May	Jun	Jul	Aug	Sep	Oct	Nov	Dec	Thru Oct	% Change	Trending	Total
Civil	Contested Divorce	2014	-	2	1	1	-	3	-	2	1	2	-	-	12			12
		2015	1	-	1	1	2	1	3	2	2	1	-	-	14	16.7%	▲	14
	Domestic and Family - Level 1	2014	1	4	4	-	-	4	2	2	-	1	3	-	18			21
		2015	-	1	2	-	-	2	2	3	1	5	-	-	16	-11.1%	▼	16
	Domestic and Family - Level 2	2014	-	-	1	-	3	1	-	-	-	1	-	-	6			6
		2015	-	-	1	1	1	-	2	-	4	-	-	-	9	50.0%	▲	9
	General Civil - Level 2	2014	-	1	2	-	1	-	-	1	-	-	2	-	5			7
		2015	2	-	5	4	2	1	1	3	3	1	-	-	22	340.0%	▲	22
	General Civil - Level 3	2014	1	2	-	6	2	-	-	-	8	-	1	1	19			21
		2015	1	3	2	3	-	2	1	1	2	-	-	-	15	-21.1%	▼	15
	Probates/Wills and Trusts	2015	-	-	-	-	-	-	1	-	-	-	-	-	1			1
	Probates/Wills and Trusts - Level 2	2014	1	-	-	-	-	-	1	-	-	-	-	1	2			3
		2015	-	-	-	-	-	-	1	-	1	-	-	-	2	0.0%	↔	2
Criminal	Protective Orders	2014	1	1	-	-	-	-	-	1	-	-	-	1	3			4
	Uncontested Divorce	2014	-	4	2	3	1	5	5	1	5	-	-	1	26			27
		2015	2	4	-	3	1	4	4	6	2	-	-	-	26	0.0%	↔	26
	Misdemeanor	2014	3	2	-	2	1	2	2	-	1	2	-	3	15			18
		2015	-	7	2	2	4	4	1	3	6	3	-	-	32	113.3%	▲	32
Other	Non-Capital Felonies and Related Matters	2014	10	20	24	19	15	12	9	10	9	12	2	22	140			164
		2015	4	86	8	17	4	10	14	8	6	2	-	-	159	13.6%	▲	159
	Other Criminally Related Matters	2014	2	-	-	2	-	-	-	-	2	2	1	1	8			10
		2015	-	-	1	3	1	-	-	-	-	1	-	-	6	-25.0%	▼	6
	Miscellaneous	2014	15	27	17	14	28	13	6	21	18	26	19	13	185			217
Other		2015	18	24	27	23	13	17	11	19	17	17	-	-	186	0.5%	▲	186
	Other	2015	-	-	1	1	-	-	-	3	4	5	-	-	14			14

Court: Cumberland Circuit

Start/End Date: Jan-14 / Oct-15

2014 Average Month: 45

Jan-Oct 2014: 440

Filings Trending: Downward ▼

Circuit/Court ID: 10 210049

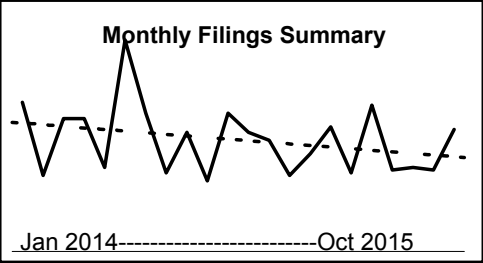
Type of Case: Filings

2015 Average Month: 37

Jan-Oct 2015 : 370

Overall AVG. Month: 41

Monthly Filings Summary



January --- October Filings

440

2014

370

2015

	Jan	Feb	Mar	Apr	May	Jun	Jul	Aug	Sep	Oct	Nov	Dec	Thru Oct	% Change	Trending	Total
2014	55	28	49	49	31	78	51	29	44	26	51	44	440			535
2015	41	28	36	46	29	54	30	31	30	45	-	-	370	-15.9%	▼	370

			Jan	Feb	Mar	Apr	May	Jun	Jul	Aug	Sep	Oct	Nov	Dec	Thru Oct	% Change	Trending	Total
Civil	Administrative Law	2014	-	-	-	-	-	-	-	-	-	-	1	-	0			1
	Contested Divorce	2014	4	-	1	2	1	1	-	1	1	-	1	-	11	0.0%	↔	12
		2015	-	1	1	1	1	-	1	-	-	1	-	-	6	-45.5%	▼	6
	Domestic and Family - Level 1	2014	-	-	-	1	1	-	1	-	2	1	-	-	6		▲	6
		2015	1	-	1	2	-	2	-	2	-	1	-	-	9	50.0%	▲	9
	Domestic and Family - Level 2	2014	-	-	-	-	1	-	-	-	1	-	-	-	2			2
		2015	-	-	-	2	-	-	-	-	1	-	-	-	3	50.0%	▲	3
	General Civil - Level 1	2014	-	-	-	-	-	-	-	1	-	-	-	1	1			2
	General Civil - Level 2	2014	2	1	1	2	-	-	2	1	1	1	3	1	11			15
		2015	-	2	-	1	2	1	1	-	-	2	-	-	9	-18.2%	▼	9
	General Civil - Level 3	2014	-	-	7	-	3	1	1	-	-	-	-	-	12			12
	Probates/Wills and Trusts - Level 2	2014	2	-	-	-	-	-	-	1	-	-	-	-	3			3
		2015	-	1	-	-	-	-	-	-	1	3	-	-	5	66.7%	▲	5
	Protective Orders	2014	-	1	-	2	-	-	-	-	-	-	-	-	3			3
		2015	1	-	-	-	-	-	-	-	-	-	-	-	1	-66.7%	▼	1
Criminal	Uncontested Divorce	2014	1	2	3	2	1	-	2	1	2	-	4	4	14			22
		2015	1	2	2	1	2	1	1	3	2	-	-	-	15	7.1%	▲	15
	Misdemeanor	2014	7	1	2	4	1	10	1	1	2	1	5	7	30			42
		2015	8	6	6	3	3	6	4	3	4	2	-	-	45	50.0%	▲	45
	Non-Capital Felonies and Related Matters	2014	16	4	10	14	8	46	34	5	18	5	22	11	160			193
Other		2015	11	3	11	12	11	34	9	3	8	5	-	-	107	-33.1%	▼	107
	Other Criminally Related Matters	2014	-	4	1	-	1	-	-	-	-	-	1	-	6			7
		2015	1	1	-	1	1	-	-	-	-	-	-	-	4	-33.3%	▼	4
	Miscellaneous	2014	23	15	24	22	14	19	10	18	17	18	14	20	180			214
		2015	17	12	15	23	9	10	14	20	14	30	-	-	164	-8.9%	▼	164
	Other	2014	-	-	-	-	-	1	-	-	-	-	-	-	1			1
		2015	1	-	-	-	-	-	-	-	-	1	-	-	2	100.0%	▲	2

Court: Halifax Circuit

Start/End Date: Jan-14 / Oct-15

2014 Average Month: 189

Jan-Oct 2014: 1,845

Filings Trending: Upward ▲

Circuit/Court ID: 10 210083

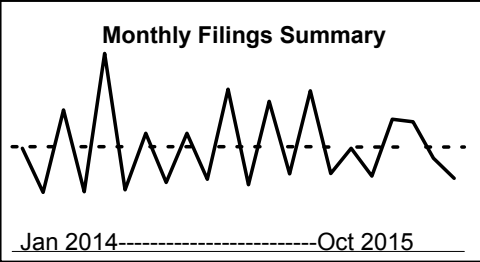
Type of Case: Filings

2015 Average Month:198

Jan-Oct 2015 : 1,979

Overall AVG. Month: 193

Monthly Filings Summary



January --- October Filings

1,845

2014

1,979

2015

	Jan	Feb	Mar	Apr	May	Jun	Jul	Aug	Sep	Oct	Nov	Dec	Thru Oct	% Change	Trending	Total
2014	190	109	261	110	365	114	218	127	218	133	299	123	1,845			2,267
2015	277	143	296	144	190	139	244	239	172	135	-	-	1,979	7.3%	▲	1,979

			Jan	Feb	Mar	Apr	May	Jun	Jul	Aug	Sep	Oct	Nov	Dec	Thru Oct	% Change	Trending	Total
Civil	Administrative Law	2014	1	-	-	-	-	-	1	-	-	-	-	-	2			2
		2015	-	-	1	-	-	-	1	-	-	-	-	-	2	0.0%	↔	2
	Contested Divorce	2014	1	2	6	5	3	4	6	4	3	5	3	3	39			45
		2015	4	6	5	5	10	10	6	12	4	3	-	-	65	66.7%	▲	65
	Domestic and Family - Level 1	2014	2	1	1	3	2	4	3	2	6	2	2	4	26			32
		2015	1	2	1	3	4	1	3	9	1	3	-	-	28	7.7%	▲	28
	Domestic and Family - Level 2	2014	1	1	1	1	1	-	2	-	1	-	1	-	8			9
		2015	-	-	3	1	-	-	1	-	1	2	-	-	8	0.0%	↔	8
	General Civil - Level 1	2014	-	-	-	-	-	-	-	-	2	1	2	-	3			5
		2015	-	2	1	-	-	1	-	1	-	-	-	-	5	66.7%	▲	5
	General Civil - Level 2	2014	6	2	6	1	5	7	4	1	5	5	4	-	42			46
		2015	5	4	6	6	2	5	7	2	3	2	-	-	42	0.0%	↔	42
	General Civil - Level 3	2014	-	3	3	3	4	2	11	8	3	3	-	3	40			43
		2015	1	-	5	6	6	4	5	3	2	1	-	-	33	-17.5%	▼	33
	Probates/Wills and Trusts - Level 1	2014	-	-	-	-	-	-	-	-	-	1	-	1	1			2
		2015	-	1	-	-	-	-	-	-	-	-	-	-	1	0.0%	↔	1
	Probates/Wills and Trusts - Level 2	2014	-	1	-	1	2	2	1	3	2	1	-	2	13			15
		2015	-	-	1	1	-	1	5	1	1	3	-	-	13	0.0%	↔	13
	Protective Orders	2014	-	2	-	-	-	-	-	-	-	-	-	-	2			2
	Uncontested Divorce	2014	5	11	14	7	10	6	12	10	16	12	20	8	103			131
		2015	10	22	12	14	5	18	13	10	16	11	-	-	131	27.2%	▲	131
Criminal	Misdemeanor	2014	33	6	38	8	49	21	34	18	41	13	42	22	261			325
		2015	49	10	32	16	35	14	44	39	21	16	-	-	276	5.7%	▲	276
	Non-Capital Felonies and Related Matters	2014	56	8	109	9	242	10	80	17	84	12	176	15	627			818
		2015	124	15	95	20	78	15	76	100	32	27	-	-	582	-7.2%	▼	582
	Other Criminally Related Matters	2014	3	1	2	-	-	1	1	6	4	-	7	8	18			33
Other	Miscellaneous	2014	74	64	73	63	37	31	51	45	44	65	40	54	547			641
		2015	76	69	124	56	38	61	73	53	80	59	-	-	689	26.0%	▲	689
	Other	2014	8	7	8	9	10	26	12	13	7	13	2	3	113			118
		2015	2	10	7	15	9	4	4	5	6	7	-	-	69	-38.9%	▼	69

Court: Lunenburg Circuit

Start/End Date: Jan-14 / Oct-15

2014 Average Month: 65

Jan-Oct 2014: 682

Filings Trending: Downward ▼

Circuit/Court ID: 10 210111

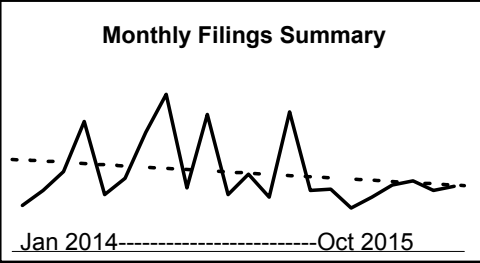
Type of Case: Filings

2015 Average Month:50

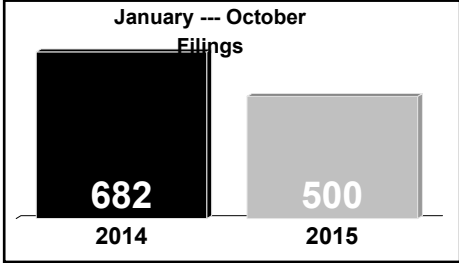
Jan-Oct 2015 : 500

Overall AVG. Month: 58

Monthly Filings Summary



January --- October Filings



	Jan	Feb	Mar	Apr	May	Jun	Jul	Aug	Sep	Oct	Nov	Dec	Thru Oct	% Change	Trending	Total
2014	34	45	59	96	42	54	88	116	47	101	42	57	682			781
2015	40	103	45	46	32	40	49	52	45	48	-	-	500	-26.7%	▼	500

			Jan	Feb	Mar	Apr	May	Jun	Jul	Aug	Sep	Oct	Nov	Dec	Thru Oct	% Change	Trending	Total
Civil	Contested Divorce	2014	-	-	4	3	-	-	-	4	-	1	-	1	12			13
		2015	-	1	1	1	-	-	-	-	1	-	-	-	4	-66.7%	▼	4
	Domestic and Family - Level 1	2014	-	3	-	-	-	-	-	-	-	-	-	-	3			3
		2015	-	-	-	-	-	-	-	-	1	-	-	-	1	-66.7%	▼	1
	Domestic and Family - Level 2	2014	-	-	4	5	-	-	3	1	-	2	1	3	15			19
		2015	-	1	-	-	1	-	-	-	2	-	-	-	4	-73.3%	▼	4
	General Civil - Level 1	2014	-	-	-	-	-	-	1	-	-	-	-	1	1			2
	General Civil - Level 2	2014	1	2	1	2	2	1	10	1	2	-	3	5	22			30
		2015	-	1	1	-	2	-	-	6	-	2	-	-	12	-45.5%	▼	12
	General Civil - Level 3	2014	-	3	1	2	2	1	6	-	-	-	1	3	15			19
Criminal		2015	1	-	1	-	-	2	-	3	2	-	-	-	9	-40.0%	▼	9
	Uncontested Divorce	2014	-	-	3	4	3	5	3	1	1	6	-	3	26			29
		2015	1	5	1	3	2	1	2	3	1	3	-	-	22	-15.4%	▼	22
	Misdemeanor	2014	1	2	2	1	5	3	2	7	2	5	3	2	30			35
		2015	-	2	3	3	2	3	4	6	5	11	-	-	39	30.0%	▲	39
	Non-Capital Felonies and Related Matters	2014	14	9	16	57	17	34	46	80	16	50	9	12	339			360
		2015	10	70	21	26	11	19	17	15	3	20	-	-	212	-37.5%	▼	212
	Other Criminally Related Matters	2014	-	-	1	-	-	-	2	1	12	-	-	1	16			17
		2015	-	-	-	-	-	1	1	1	1	-	-	-	4	-75.0%	▼	4
	Miscellaneous	2014	18	26	27	22	13	10	15	21	14	37	25	26	203			254
Oth		2015	28	23	17	13	14	14	25	18	29	12	-	-	193	-4.9%	▼	193

Court: Mecklenburg Circuit

Start/End Date: Jan-14 / Oct-15

2014 Average Month: 210

Jan-Oct 2014: 2,201

Filings Trending: Upward ▲

Circuit/Court ID: 10 210117

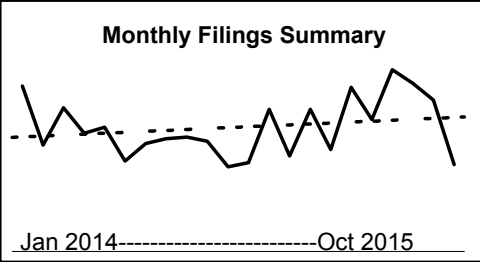
Type of Case: Filings

2015 Average Month:252

Jan-Oct 2015 : 2,518

Overall AVG. Month: 229

Monthly Filings Summary



January --- October Filings

2,201

2014

2,518

2015

	Jan	Feb	Mar	Apr	May	Jun	Jul	Aug	Sep	Oct	Nov	Dec	Thru Oct	% Change	Trending	Total
2014	305	196	265	218	229	167	199	208	211	203	156	164	2,201			2,521
2015	262	176	262	188	303	243	335	310	279	160	-	-	2,518	14.4%	▲	2,518

			Jan	Feb	Mar	Apr	May	Jun	Jul	Aug	Sep	Oct	Nov	Dec	Thru Oct	% Change	Trending	Total
Civil	Administrative Law	2014	-	-	-	1	-	-	-	-	-	-	-	-	1			1
	Contested Divorce	2014	-	8	2	5	3	3	2	2	2	3	4	2	30			36
		2015	3	3	3	4	7	2	4	4	7	3	-	-	40	33.3%	▲	40
	Domestic and Family - Level 1	2014	3	5	2	6	2	1	1	7	5	4	-	5	36			41
		2015	4	4	2	-	9	6	-	5	6	3	-	-	39	8.3%	▲	39
	Domestic and Family - Level 2	2014	-	-	-	-	1	-	1	1	-	-	2	1	3			6
		2015	-	1	-	1	1	1	-	2	-	-	-	-	6	100.0%	▲	6
	General Civil - Level 1	2014	-	1	2	-	1	1	-	-	-	-	-	-	5			5
		2015	-	-	1	1	-	-	-	-	1	-	-	-	3	-40.0%	▼	3
	General Civil - Level 2	2014	4	3	1	4	-	6	5	1	4	2	2	7	30			39
		2015	1	1	2	4	4	2	1	6	4	3	-	-	28	-6.7%	▼	28
	General Civil - Level 3	2014	5	3	1	2	-	1	1	2	33	7	1	4	55			60
		2015	-	2	4	2	5	4	1	1	42	3	-	-	64	16.4%	▲	64
	Probates/Wills and Trusts	2014	-	-	-	-	-	-	-	-	-	1	-	-	1			1
	Probates/Wills and Trusts - Level 2	2014	-	-	3	1	-	1	-	1	-	1	2	1	7			10
		2015	1	-	2	-	1	-	1	2	-	-	-	-	7	0.0%	↔	7
	Protective Orders	2015	-	-	-	-	-	-	-	1	1	-	-	-	2			2
Criminal	Uncontested Divorce	2014	7	5	16	10	11	13	10	9	6	5	8	8	92			108
		2015	11	14	16	8	9	7	9	7	13	15	-	-	109	18.5%	▲	109
	Capital Murder	2014	-	-	-	-	-	-	-	-	-	-	-	1	0			1
		2015	-	-	-	-	-	1	-	-	-	-	-	-	1	0.0%	↔	1
	Misdemeanor	2014	24	10	34	19	15	16	11	37	21	22	17	17	209			243
		2015	18	6	31	15	34	24	24	22	34	13	-	-	221	5.7%	▲	221
Other	Non-Capital Felonies and Related Matters	2014	199	110	154	118	149	84	124	107	88	102	71	73	1,235			1,379
		2015	153	87	137	108	181	142	240	212	120	53	-	-	1,433	16.0%	▲	1,433
	Other Criminally Related Matters	2014	7	-	-	2	3	2	7	1	3	2	4	4	27			35
		2015	4	1	2	1	2	9	1	6	2	3	-	-	31	14.8%	▲	31
	Miscellaneous	2014	54	49	46	47	42	34	33	37	48	48	43	41	438			522
		2015	65	55	60	44	49	44	50	42	49	63	-	-	521	18.9%	▲	521
Other	Other	2014	2	2	4	3	2	5	4	3	-	7	2	-	32			34
		2015	2	2	2	-	1	1	4	-	-	1	-	-	13	-59.4%	▼	13

Court: Prince Edward Circuit

Start/End Date: Jan-14 / Oct-15

2014 Average Month: 149

Jan-Oct 2014: 1,577

Filings Trending: Downward ▼

Circuit/Court ID: 10 210147


Type of Case: Filings

2015 Average Month:123

Jan-Oct 2015 : 1,233

Overall AVG. Month: 137

Monthly Filings Summary



Jan 2014-----Oct 2015

January --- October Filings

1,577

2014

1,233

2015

	Jan	Feb	Mar	Apr	May	Jun	Jul	Aug	Sep	Oct	Nov	Dec	Thru Oct	% Change	Trending	Total
2014	206	135	102	276	165	152	149	94	135	163	114	97	1,577			1,788
2015	151	63	147	133	122	154	161	81	111	110	-	-	1,233	-21.8%	▼	1,233

			Jan	Feb	Mar	Apr	May	Jun	Jul	Aug	Sep	Oct	Nov	Dec	Thru Oct	% Change	Trending	Total
Civil	Administrative Law	2015	-	-	1	-	-	-	-	-	-	2	-	-	3			3
	Contested Divorce	2014	5	6	-	1	2	-	4	2	-	1	-	2	21			23
		2015	3	1	5	2	1	4	-	3	2	-	-	-	21	0.0%	↔	21
	Domestic and Family - Level 1	2014	-	4	-	-	1	3	2	3	1	-	7	3	14			24
		2015	-	-	-	-	-	2	3	-	4	4	-	-	13	-7.1%	▼	13
	Domestic and Family - Level 2	2014	1	1	-	-	-	-	-	-	-	1	-	-	3			3
		2015	-	-	-	-	1	-	-	1	-	-	-	-	2	-33.3%	▼	2
	General Civil - Level 1	2014	1	-	-	-	-	-	-	-	-	-	1	1	1			3
		2015	-	-	-	-	-	1	-	1	1	-	-	-	3	200.0%	▲	3
	General Civil - Level 2	2014	2	2	1	3	3	5	3	1	3	3	4	2	26			32
		2015	2	2	2	1	4	6	5	-	-	1	-	-	23	-11.5%	▼	23
	General Civil - Level 3	2014	2	5	-	1	1	3	2	1	-	2	-	-	17			17
		2015	-	2	-	-	2	-	1	2	2	-	-	-	9	-47.1%	▼	9
	Probates/Wills and Trusts - Level 2	2014	2	-	1	-	2	1	1	-	1	3	-	-	11			11
		2015	-	-	3	1	1	1	2	-	-	-	-	-	8	-27.3%	▼	8
Criminal	Protective Orders	2014	-	1	-	-	-	-	-	-	-	-	-	-	1			1
	Uncontested Divorce	2014	6	2	6	6	2	4	4	2	3	2	6	3	37			46
		2015	5	2	4	4	3	8	4	3	3	3	-	-	39	5.4%	▲	39
	Misdemeanor	2014	10	4	8	95	34	28	13	15	14	26	13	14	247			274
		2015	26	4	23	12	13	21	33	9	10	13	-	-	164	-33.6%	▼	164
Other	Non-Capital Felonies and Related Matters	2014	134	75	53	142	89	83	93	43	83	91	53	26	886			965
		2015	70	30	65	88	65	78	84	28	61	52	-	-	621	-29.9%	▼	621
	Other Criminally Related Matters	2014	3	-	2	3	2	2	1	1	2	-	2	1	16			19
		2015	2	-	2	1	1	2	2	4	-	-	-	-	14	-12.5%	▼	14
	Miscellaneous	2014	40	34	31	24	29	23	25	26	28	34	28	45	294			367
		2015	43	22	42	24	31	31	27	29	28	35	-	-	312	6.1%	▲	312
	Other	2014	-	1	-	1	-	-	1	-	-	-	-	-	3			3
		2015	-	-	-	-	-	-	-	1	-	-	-	-	1	-66.7%	▼	1

Court: Amelia Circuit

Start/End Date: Jan-14 / Oct-15

2014 Average Month: 64

Jan-Oct 2014: 645

Filings Trending: Steady ↔

Circuit/Court ID: 11 211007


Type of Case: Filings

2015 Average Month: 64

Jan-Oct 2015 : 643

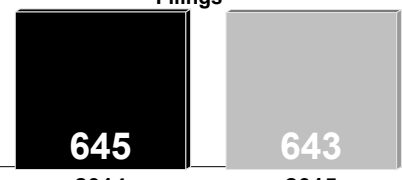
Overall AVG. Month: 64

Monthly Filings Summary



Jan 2014-----Oct 2015

January --- October Filings



645 2014 643 2015

	Jan	Feb	Mar	Apr	May	Jun	Jul	Aug	Sep	Oct	Nov	Dec	Thru Oct	% Change	Trending	Total
2014	48	93	75	48	40	60	56	101	65	59	51	67	645			763
2015	69	46	86	68	37	64	53	50	62	108	-	-	643	-0.3%	▼	643

			Jan	Feb	Mar	Apr	May	Jun	Jul	Aug	Sep	Oct	Nov	Dec	Thru Oct	% Change	Trending	Total
Civil	Contested Divorce	2014	1	2	3	3	-	2	2	1	1	4	-	-	19			19
		2015	-	-	2	1	-	2	-	-	3	2	-	-	10	-47.4%	▼	10
	Domestic and Family - Level 1	2014	-	-	-	-	-	2	3	-	5	2	1	-	12			13
		2015	2	2	5	2	1	-	-	1	-	2	-	-	15	25.0%	▲	15
	Domestic and Family - Level 2	2014	-	-	-	-	-	-	-	-	-	-	1	-	0			1
		2015	1	-	1	-	-	2	-	1	-	-	-	-	5	0.0%	↔	5
	General Civil - Level 1	2015	-	-	-	-	-	-	-	-	1	1	-	-	2			2
	General Civil - Level 2	2014	-	4	-	3	-	2	1	3	4	1	1	1	18			20
		2015	1	1	2	2	-	2	3	1	1	-	-	-	13	-27.8%	▼	13
	General Civil - Level 3	2014	1	2	1	4	1	1	13	2	3	1	-	1	29			30
Criminal		2015	3	1	-	1	1	-	1	-	-	1	-	-	8	-72.4%	▼	8
	Probates/Wills and Trusts - Level 2	2014	-	-	-	-	-	-	-	2	-	-	-	-	2			2
		2015	-	-	1	-	1	1	-	-	-	-	-	-	3	50.0%	▲	3
	Uncontested Divorce	2014	2	4	4	3	1	3	2	1	3	4	2	1	27			30
		2015	1	5	2	1	1	2	3	1	4	1	-	-	21	-22.2%	▼	21
	Capital Murder	2015	-	-	-	-	-	-	-	-	-	1	-	-	1			1
	Misdemeanor	2014	6	1	10	3	5	5	-	3	12	3	4	2	48			54
		2015	8	2	2	8	8	5	7	9	10	5	-	-	64	33.3%	▲	64
	Non-Capital Felonies and Related Matters	2014	10	41	5	8	5	23	5	53	11	14	11	29	175			215
		2015	3	10	36	31	8	10	13	6	13	68	-	-	198	13.1%	▲	198
Other	Other Criminally Related Matters	2014	1	4	3	1	2	-	2	2	2	3	1	1	20			22
		2015	1	-	3	-	2	4	-	3	4	3	-	-	20	0.0%	↔	20
	Miscellaneous	2014	26	35	49	23	24	21	28	33	24	26	30	29	289			348
		2015	47	23	32	22	14	30	26	28	26	23	-	-	271	-6.2%	▼	271
	Other	2014	1	-	-	-	2	1	-	1	-	1	-	3	6			9
			2015	2	2	-	-	1	6	-	-	1	-	-	12	100.0%	▲	12

Court: Dinwiddie Circuit

Start/End Date: Jan-14 / Oct-15

2014 Average Month: 141

Jan-Oct 2014: 1,426

Filings Trending: Downward ▼

Circuit/Court ID: 11 211053

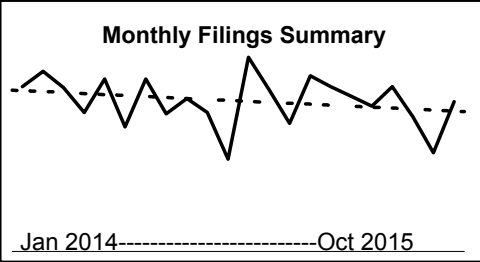
Type of Case: Filings

2015 Average Month:136

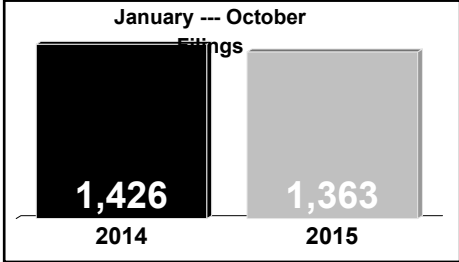
Jan-Oct 2015 : 1,363

Overall AVG. Month: 139

Monthly Filings Summary



January --- October Filings



			Jan	Feb	Mar	Apr	May	Jun	Jul	Aug	Sep	Oct	Nov	Dec	Thru Oct	% Change	Trending	Total
2014			152	166	151	128	159	115	159	127	141	128	85	179	1,426			1,690
2015			149	118	162	152	143	134	152	124	91	138	-	-	1,363	-4.4%	▼	1,363

			Jan	Feb	Mar	Apr	May	Jun	Jul	Aug	Sep	Oct	Nov	Dec	Thru Oct	% Change	Trending	Total
Civil	Administrative Law	2014	-	-	-	-	-	1	-	-	-	-	-	-	1			1
		2015	1	-	-	1	-	1	1	-	-	-	-	-	4	300.0%	▲	4
	Contested Divorce	2014	-	2	5	3	7	3	5	2	2	1	1	4	30			35
		2015	2	2	3	3	6	3	1	-	3	-	-	-	23	-23.3%	▼	23
	Domestic and Family - Level 1	2014	4	2	4	3	6	5	8	4	4	7	3	1	47			51
		2015	-	2	7	2	5	4	1	-	4	8	-	-	33	-29.8%	▼	33
	Domestic and Family - Level 2	2014	6	4	-	2	1	2	2	-	1	3	-	-	21			21
		2015	2	1	4	-	-	3	1	2	2	1	-	-	16	-23.8%	▼	16
	General Civil - Level 1	2015	-	-	-	-	1	-	-	-	-	-	-	-	1			1
	General Civil - Level 2	2014	6	1	3	10	9	3	1	2	2	3	4	4	40			48
		2015	3	-	7	2	1	7	2	7	4	4	-	-	37	-7.5%	▼	37
	General Civil - Level 3	2014	3	2	5	3	4	1	3	7	5	3	2	35	36			73
		2015	6	4	5	4	12	6	3	10	8	3	-	-	61	69.4%	▲	61
	Probates/Wills and Trusts	2014	-	-	-	-	-	-	1	-	-	-	-	1	1			2
Criminal	Probates/Wills and Trusts - Level 2	2014	1	2	2	1	-	1	2	-	-	1	1	-	10			11
		2015	1	-	-	-	1	-	-	3	1	-	-	-	6	-40.0%	▼	6
	Uncontested Divorce	2014	3	10	8	7	8	5	9	6	4	4	7	6	64			77
		2015	8	3	4	6	8	7	7	3	3	11	-	-	60	-6.3%	▼	60
	Capital Murder	2015	-	1	-	-	-	-	-	-	-	-	-	-	1			1
	Misdemeanor	2014	16	19	20	11	20	25	20	10	24	12	16	18	177			211
Other		2015	25	10	16	23	25	22	16	11	5	21	-	-	174	-1.7%	▼	174
	Non-Capital Felonies and Related Matters	2014	43	47	38	29	59	28	66	43	37	46	15	39	436			490
		2015	36	30	52	55	34	26	65	36	14	26	-	-	374	-14.2%	▼	374
	Other Criminally Related Matters	2014	7	8	2	11	8	9	3	7	8	-	5	5	63			73
		2015	5	4	4	8	5	4	3	5	3	8	-	-	49	-22.2%	▼	49
	Miscellaneous	2014	63	69	64	48	35	32	39	44	54	48	31	65	496			592
		2015	59	60	60	48	45	51	52	47	43	56	-	-	521	5.0%	▲	521
	Other	2014	-	-	-	-	2	-	-	2	-	-	-	1	4			5
		2015	1	1	-	-	-	-	-	-	1	-	-	-	3	-25.0%	▼	3

Court: Nottoway Circuit

Start/End Date: Jan-14 / Oct-15

2014 Average Month: 72

Jan-Oct 2014: 729

Filings Trending: Downward ▼

Circuit/Court ID: 11 211135


Type of Case: Filings

2015 Average Month:63

Jan-Oct 2015 : 634

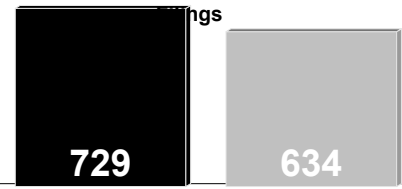
Overall AVG. Month: 68

Monthly Filings Summary



Jan 2014-----Oct 2015

January --- October Filings



729 634

2014 2015

	Jan	Feb	Mar	Apr	May	Jun	Jul	Aug	Sep	Oct	Nov	Dec	Thru Oct	% Change	Trending	Total
2014	63	98	91	50	57	52	95	47	130	46	59	78	729			866
2015	41	50	68	43	60	57	73	98	89	55	-	-	634	-13.0%	▼	634

			Jan	Feb	Mar	Apr	May	Jun	Jul	Aug	Sep	Oct	Nov	Dec	Thru Oct	% Change	Trending	Total
Civil	Administrative Law	2014	-	-	-	-	-	-	-	-	-	1	-	-	1			1
		2015	-	-	-	-	-	-	-	-	1	-	-	-	1	0.0%	↔	1
	Contested Divorce	2014	2	-	2	1	-	2	-	1	-	1	1	-	9			10
		2015	2	1	4	-	-	1	-	-	4	2	-	-	14	55.6%	▲	14
	Domestic and Family - Level 1	2014	1	2	1	1	-	1	2	1	1	-	-	2	10			12
		2015	1	2	-	3	2	2	2	-	-	1	-	-	13	30.0%	▲	13
	Domestic and Family - Level 2	2014	-	-	-	-	1	-	-	-	1	-	4	-	2			6
		2015	-	1	-	-	-	-	-	1	-	-	-	-	2	0.0%	↔	2
	General Civil - Level 1	2014	-	-	2	-	-	-	-	-	-	-	-	-	2			2
		2015	2	3	6	-	2	7	-	-	3	2	2	3	25			30
	General Civil - Level 2	2014	3	1	1	3	1	2	1	4	3	2	-	-	21	-16.0%	▼	21
		2015	3	-	3	-	3	12	7	5	3	1	1	1	37			39
	General Civil - Level 3	2014	1	3	3	3	1	2	2	15	1	8	-	-	39	5.4%	▲	39
		2015	-	3	3	3	1	2	2	15	1	8	-	-	39			39
Criminal	Probates/Wills and Trusts - Level 2	2014	-	-	-	1	-	-	-	1	-	-	-	-	2			2
		2015	-	-	-	-	-	-	-	1	1	-	-	-	2	0.0%	↔	2
	Uncontested Divorce	2014	3	3	2	3	7	-	4	2	4	2	1	2	30			33
		2015	2	4	3	5	4	4	3	2	2	3	-	-	32	6.7%	▲	32
	Misdemeanor	2014	4	9	18	5	11	8	11	5	8	3	9	5	82			96
		2015	2	4	3	1	2	4	12	14	17	4	-	-	63	-23.2%	▼	63
	Non-Capital Felonies and Related Matters	2014	24	31	15	10	21	9	44	8	87	6	21	53	255			329
		2015	7	15	9	11	29	8	18	27	32	10	-	-	166	-34.9%	▼	166
	Other Criminally Related Matters	2014	-	6	2	2	-	2	1	2	2	2	4	-	19			23
		2015	-	5	1	1	2	3	5	6	2	1	-	-	26	36.8%	▲	26
Other	Miscellaneous	2014	22	44	39	26	11	11	24	21	19	25	16	11	242			269
		2015	23	13	43	15	16	31	24	27	24	24	-	-	240	-0.8%	▼	240
	Other	2014	2	-	1	1	1	-	2	1	2	3	-	1	13			14
		2015	-	1	1	1	3	-	6	1	2	-	-	-	15	15.4%	▲	15

Court: Powhatan Circuit

Start/End Date: Jan-14 / Oct-15

2014 Average Month: 118

Jan-Oct 2014: 1,214

Filings Trending: Downward ▼

Circuit/Court ID: 11 211145

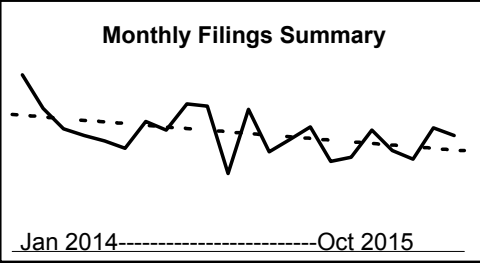
Type of Case: Filings

2015 Average Month:99

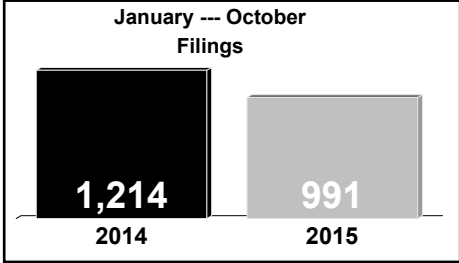
Jan-Oct 2015 : 991

Overall AVG. Month: 109

Monthly Filings Summary



January --- October Filings



			Jan	Feb	Mar	Apr	May	Jun	Jul	Aug	Sep	Oct	Nov	Dec	Thru Oct	% Change	Trending	Total
2014			163	132	113	107	102	95	120	112	136	134	72	131	1,214			1,417
2015			92	103	115	83	87	112	93	85	114	107	-	-	991	-18.4%	▼	991

			Jan	Feb	Mar	Apr	May	Jun	Jul	Aug	Sep	Oct	Nov	Dec	Thru Oct	% Change	Trending	Total
Civil	Administrative Law	2014	1	-	-	-	-	-	-	-	-	-	1	-	1			2
	Contested Divorce	2014	7	5	5	6	6	3	7	8	4	1	2	1	52			55
		2015	1	6	6	3	4	2	2	1	3	2	-	-	30	-42.3%	▼	30
	Domestic and Family - Level 1	2014	-	-	-	-	1	-	1	-	-	1	1	-	3		▲	4
		2015	-	-	-	-	-	-	2	1	2	3	-	-	8	166.7%	▲	8
	Domestic and Family - Level 2	2014	-	-	-	2	-	-	-	2	1	-	2	-	5			7
		2015	1	-	-	1	-	-	4	1	3	1	-	-	11	120.0%	▲	11
	General Civil - Level 1	2014	-	-	1	-	-	-	-	-	1	-	1	-	2			3
		2015	-	-	1	-	-	-	-	-	-	-	-	-	1	-50.0%	▼	1
	General Civil - Level 2	2014	-	2	5	5	5	1	7	4	4	4	3	5	37			45
		2015	5	8	7	1	3	2	8	5	5	3	-	-	47	27.0%	▲	47
	General Civil - Level 3	2014	2	1	3	1	8	2	1	-	6	-	1	1	24			26
		2015	3	1	2	1	2	1	1	2	1	1	-	-	15	-37.5%	▼	15
Criminal	Probates/Wills and Trusts - Level 2	2014	-	1	-	2	-	-	-	1	-	-	2	-	4			6
		2015	-	-	-	-	-	-	2	3	-	-	-	-	5	25.0%	▲	5
	Uncontested Divorce	2014	11	9	6	4	3	7	3	4	7	6	1	4	60			65
		2015	1	3	8	8	4	6	4	4	5	8	-	-	51	-15.0%	▼	51
Other	Misdemeanor	2014	5	2	3	5	7	5	6	3	12	5	2	7	53			62
		2015	2	11	5	1	8	5	3	2	4	5	-	-	46	-13.2%	▼	46
	Non-Capital Felonies and Related Matters	2014	14	17	7	15	17	27	16	20	35	41	5	47	209			261
		2015	13	14	15	18	13	32	13	8	22	17	-	-	165	-21.1%	▼	165
	Other Criminally Related Matters	2014	4	2	1	-	3	-	1	3	10	1	3	1	25			29
		2015	1	2	3	3	-	6	-	2	10	1	-	-	28	12.0%	▲	28
	Miscellaneous	2014	119	93	82	67	51	50	76	67	56	75	48	65	736			849
		2015	65	58	68	47	53	58	54	56	59	66	-	-	584	-20.7%	▼	584
Other			2014	-	-	-	1	-	2	-	-	-	-	-	3			3

Court: Petersburg Circuit

Start/End Date: Jan-14 / Oct-15

2014 Average Month: 202

Jan-Oct 2014: 2,054

Filings Trending: Downward ▼

Circuit/Court ID: 11 211730


Type of Case: Filings

2015 Average Month:173

Jan-Oct 2015 : 1,725

Overall AVG. Month: 189

Monthly Filings Summary



Jan 2014-----Oct 2015

January --- October Filings

2,054

2014

1,725

2015

	Jan	Feb	Mar	Apr	May	Jun	Jul	Aug	Sep	Oct	Nov	Dec	Thru Oct	% Change	Trending	Total
2014	183	212	187	231	254	181	180	216	198	212	178	191	2,054			2,423
2015	121	142	231	194	179	191	163	173	163	168	-	-	1,725	-16.0%	▼	1,725

			Jan	Feb	Mar	Apr	May	Jun	Jul	Aug	Sep	Oct	Nov	Dec	Thru Oct	% Change	Trending	Total
Civil	Administrative Law	2014	-	-	-	-	-	1	-	1	2	-	-	1	4			5
		2015	1	1	-	4	1	2	-	-	1	1	-	-	11	175.0%	▲	11
	Contested Divorce	2014	2	1	3	7	4	4	4	3	2	3	-	2	33			35
		2015	2	2	4	3	5	5	3	2	5	5	-	-	36	9.1%	▲	36
	Domestic and Family - Level 1	2014	3	3	4	3	2	5	4	1	7	12	2	6	44			52
		2015	1	2	4	3	8	13	6	6	6	5	-	-	54	22.7%	▲	54
	Domestic and Family - Level 2	2014	4	2	-	2	2	1	-	-	-	5	2	-	16			18
		2015	-	-	1	2	1	1	-	-	2	-	-	-	7	-56.3%	▼	7
	General Civil - Level 1	2014	2	-	-	-	2	1	1	1	-	-	-	-	7			7
		2015	-	-	-	1	1	2	-	-	-	-	-	-	4	-42.9%	▼	4
	General Civil - Level 2	2014	11	8	10	12	9	6	8	9	10	8	13	12	91			116
		2015	8	5	11	15	7	8	14	11	13	12	-	-	104	14.3%	▲	104
	General Civil - Level 3	2014	3	12	7	7	8	7	5	6	3	14	4	6	72			82
		2015	2	5	12	9	9	12	5	13	3	7	-	-	77	6.9%	▲	77
	Probates/Wills and Trusts	2015	-	-	1	-	-	-	-	-	-	-	-	-	1			1
	Probates/Wills and Trusts - Level 2	2014	2	2	2	-	2	1	3	-	2	1	-	1	15			16
		2015	1	1	1	1	1	-	1	2	1	2	-	-	11	-26.7%	▼	11
Criminal	Uncontested Divorce	2014	4	8	6	7	9	4	5	4	8	11	6	9	66			81
		2015	3	5	12	4	9	10	10	5	6	7	-	-	71	7.6%	▲	71
	Capital Murder	2014	-	-	-	2	-	-	-	-	-	-	-	1	2			3
	Misdemeanor	2014	27	22	13	18	48	37	14	29	31	18	21	35	257			313
		2015	11	25	20	33	24	34	15	35	16	32	-	-	245	-4.7%	▼	245
	Non-Capital Felonies and Related Matters	2014	72	96	99	114	118	71	79	100	58	74	81	82	881			1,044
		2015	36	59	114	77	81	55	66	50	44	48	-	-	630	-28.5%	▼	630
	Other Criminally Related Matters	2014	14	8	2	19	17	7	11	15	27	28	29	11	148			188
		2015	20	7	23	17	13	11	7	14	20	13	-	-	145	-2.0%	▼	145
	Miscellaneous	2014	39	50	41	40	33	36	46	47	48	38	20	25	418			463
		2015	36	30	28	25	19	38	36	34	44	36	-	-	326	-22.0%	▼	326
	Other	2015	-	-	-	-	-	-	-	1	2	-	-	-	3			3

Court: Chesterfield Circuit

Start/End Date: Jan-14 / Oct-15

2014 Average Month: 1,219

Jan-Oct 2014: 12,446

Filings Trending: Steady ↔

Circuit/Court ID: 12 212041

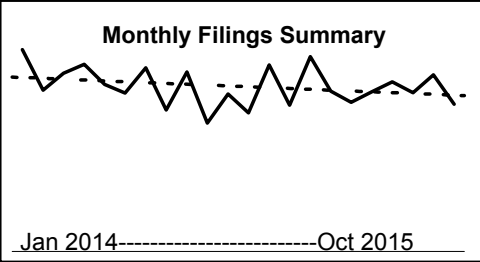
Type of Case: Filings

2015 Average Month: 1,217

Jan-Oct 2015 : 12,165

Overall AVG. Month: 1,218

Monthly Filings Summary



January --- October Filings

12,446

2014

12,165

2015

			Jan	Feb	Mar	Apr	May	Jun	Jul	Aug	Sep	Oct	Nov	Dec	Thru Oct	% Change	Trending	Total
2014			1,489	1,190	1,314	1,381	1,233	1,169	1,355	1,044	1,324	947	1,161	1,023	12,446			14,630
2015			1,376	1,078	1,436	1,183	1,101	1,179	1,252	1,171	1,303	1,086	-	-	12,165	-2.3%	▼	12,165

			Jan	Feb	Mar	Apr	May	Jun	Jul	Aug	Sep	Oct	Nov	Dec	Thru Oct	% Change	Trending	Total
Civil	Administrative Law	2014	1	-	3	1	1	-	2	4	1	-	1	-	13			14
		2015	2	4	-	1	2	1	-	-	-	3	-	-	13	0.0%	↔	13
	Contested Divorce	2014	24	35	34	42	31	37	33	29	27	40	30	25	332			387
		2015	22	19	41	31	27	32	26	24	31	29	-	-	282	-15.1%	▼	282
	Domestic and Family - Level 1	2014	29	25	30	38	23	36	34	39	30	43	18	31	327			376
		2015	21	14	32	27	44	32	38	19	35	40	-	-	302	-7.6%	▼	302
	Domestic and Family - Level 2	2014	8	9	11	10	5	5	5	7	7	6	4	15	73			92
		2015	7	6	12	6	8	5	9	9	7	5	-	-	74	1.4%	▲	74
	General Civil - Level 1	2014	-	-	-	-	-	1	1	1	1	-	2	1	4			7
		2015	1	4	2	1	1	1	2	1	1	2	-	-	16	300.0%	▲	16
	General Civil - Level 2	2014	63	45	53	61	69	54	58	47	53	63	42	48	566			656
		2015	36	50	44	56	56	60	63	42	52	42	-	-	501	-11.5%	▼	501
	General Civil - Level 3	2014	33	20	13	16	14	33	37	17	19	21	17	14	223			254
		2015	10	20	24	19	48	43	29	18	20	15	-	-	246	10.3%	▲	246
	Probates/Wills and Trusts - Level 1	2014	2	1	3	2	-	-	3	-	-	1	2	1	12			15
		2015	1	-	1	2	-	1	1	-	1	-	-	-	7	-41.7%	▼	7
	Probates/Wills and Trusts - Level 2	2014	9	9	12	5	11	2	5	5	3	7	6	2	68			76
		2015	6	10	8	5	13	6	8	3	9	13	-	-	81	19.1%	▲	81
	Protective Orders	2014	-	-	-	-	-	2	2	2	4	-	-	-	10			10
		2015	-	1	1	1	1	-	1	5	1	-	-	-	11	10.0%	▲	11
	Uncontested Divorce	2014	73	97	90	97	80	71	69	71	61	69	61	76	778			915
		2015	72	58	76	66	59	75	69	66	68	66	-	-	675	-13.2%	▼	675
Criminal	Capital Murder	2014	-	-	-	1	-	-	-	-	-	-	-	-	1			1
		2015	-	-	-	-	-	1	-	-	-	-	-	-	1	0.0%	↔	1
	Misdemeanor	2014	223	127	173	152	106	126	203	150	205	113	179	133	1,578			1,890
		2015	180	122	165	123	113	177	158	124	167	108	-	-	1,437	-8.9%	▼	1,437
	Non-Capital Felonies and Related Matters	2014	354	296	351	330	355	341	420	275	362	311	306	311	3,395			4,012
		2015	382	301	304	312	347	367	318	316	388	367	-	-	3,402	0.2%	▲	3,402
Other	Other Criminally Related Matters	2014	40	37	46	35	36	34	61	35	42	40	54	30	406			490
		2015	45	30	40	29	21	33	24	32	42	24	-	-	320	-21.2%	▼	320
	Miscellaneous	2014	584	458	460	562	463	384	386	326	470	199	410	307	4,292			5,009
		2015	574	411	661	464	338	312	476	473	454	326	-	-	4,489	4.6%	▲	4,489
	Other	2014	46	31	35	29	39	43	36	36	39	34	29	29	368			426
		2015	17	28	25	40	23	33	30	39	27	46	-	-	308	-16.3%	▼	308

Court: Colonial Heights Circuit

Start/End Date: Jan-14 / Oct-15

2014 Average Month: 159

Jan-Oct 2014: 1,578

Filings Trending: Downward ▼

Circuit/Court ID: 12 212570


Type of Case: Filings

2015 Average Month:153

Jan-Oct 2015 : 1,531

Overall AVG. Month: 156

Monthly Filings Summary



Jan 2014-----Oct 2015

January --- October Filings

1,578

2014

1,531

2015

	Jan	Feb	Mar	Apr	May	Jun	Jul	Aug	Sep	Oct	Nov	Dec	Thru Oct	% Change	Trending	Total
2014	164	161	179	142	227	113	140	155	119	178	166	165	1,578			1,909
2015	144	182	129	183	138	121	149	188	120	177	-	-	1,531	-3.0%	▼	1,531

			Jan	Feb	Mar	Apr	May	Jun	Jul	Aug	Sep	Oct	Nov	Dec	Thru Oct	% Change	Trending	Total
Civil	Administrative Law	2014	-	-	-	1	1	-	-	-	-	1	1	-	3			4
		2015	-	1	-	-	-	-	1	-	-	-	-	-	2	-33.3%	▼	2
	Contested Divorce	2014	2	6	6	5	1	1	5	2	3	1	2	1	32			35
		2015	3	-	4	4	2	5	1	3	4	2	-	-	28	-12.5%	▼	28
	Domestic and Family - Level 1	2014	1	2	1	2	2	1	-	1	1	3	1	1	14			16
		2015	2	-	2	2	-	-	3	3	2	6	-	-	20	42.9%	▲	20
	Domestic and Family - Level 2	2014	2	1	-	1	1	-	-	-	-	-	1	-	5			6
		2015	-	-	-	-	1	-	-	-	-	-	-	-	1	-80.0%	▼	1
	General Civil - Level 1	2014	-	1	-	-	-	-	-	-	-	-	-	-	1			1
		2015	1	4	3	-	5	1	5	1	3	4	4	4	27			35
	General Civil - Level 2	2014	2	2	4	2	3	2	1	2	1	3	-	-	22	-18.5%	▼	22
		2015	2	2	4	2	3	2	1	2	1	3	-	-	22	-18.5%	▼	22
	General Civil - Level 3	2014	1	-	2	1	-	2	2	-	2	3	-	2	13			15
		2015	-	1	1	3	1	1	1	5	-	1	-	-	14	7.7%	▲	14
	Probates/Wills and Trusts	2014	1	-	-	-	-	-	-	1	-	1	-	-	3			3
		2015	-	-	1	2	-	-	-	-	-	1	-	-	4			4
Criminal	Capital Murder	2014	-	-	-	-	-	-	-	-	-	-	1	-	0			1
		2015	-	-	-	-	-	-	-	-	-	-	-	-	-			-
	Misdemeanor	2014	27	28	37	29	40	24	17	22	21	65	48	56	310	0.0%	↔	414
		2015	37	23	26	35	49	35	35	26	19	44	-	-	329	6.1%	▲	329
	Non-Capital Felonies and Related Matters	2014	69	66	64	43	119	42	61	81	45	50	57	52	640			749
		2015	45	106	41	83	51	33	55	101	55	60	-	-	630	-1.6%	▼	630
	Other Criminally Related Matters	2014	5	2	12	13	11	5	5	10	7	8	17	14	78			109
		2015	3	7	-	8	2	11	7	11	2	14	-	-	65	-16.7%	▼	65
	Miscellaneous	2014	40	36	36	30	28	24	34	28	17	28	20	25	301			346
		2015	33	32	36	29	21	21	34	25	21	39	-	-	291	-3.3%	▼	291
Other	Other	2014	8	9	9	9	9	7	6	4	15	8	10	7	84			101
		2015	15	5	10	11	3	5	2	6	7	3	-	-	67	-20.2%	▼	67

Court: Richmond Circuit

Start/End Date: Jan-14 / Oct-15

2014 Average Month: 1,272

Jan-Oct 2014: 12,804

Filings Trending: Downward ▼

Circuit/Court ID: 13 213760

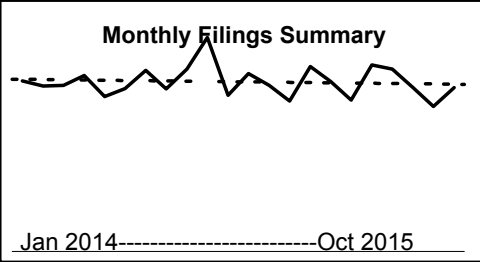
Type of Case: Filings

2015 Average Month: 1,227

Jan-Oct 2015 : 12,273

Overall AVG. Month: 1,252

Monthly Filings Summary



Jan 2014-----Oct 2015

January --- October Filings

12,804

2014

12,273

2015

	Jan	Feb	Mar	Apr	May	Jun	Jul	Aug	Sep	Oct	Nov	Dec	Thru Oct	% Change	Trending	Total
2014	1,257	1,220	1,226	1,298	1,142	1,202	1,336	1,200	1,345	1,578	1,151	1,313	12,804			15,268
2015	1,224	1,110	1,363	1,253	1,116	1,375	1,345	1,209	1,069	1,209	-	-	12,273	-4.1%	▼	12,273

			Jan	Feb	Mar	Apr	May	Jun	Jul	Aug	Sep	Oct	Nov	Dec	Thru Oct	% Change	Trending	Total
Civil	Administrative Law	2014	4	4	4	2	1	5	5	3	1	4	1	3	33			37
		2015	2	1	3	2	1	4	3	2	-	8	-	-	26	-21.2%	▼	26
	Contested Divorce	2014	15	19	25	22	16	11	14	17	17	11	17	7	167			191
		2015	11	19	18	22	9	27	19	14	15	12	-	-	166	-0.6%	▼	166
	Domestic and Family - Level 1	2014	11	11	9	5	32	19	15	20	31	10	6	8	163			177
		2015	12	5	12	10	10	13	26	15	15	15	-	-	133	-18.4%	▼	133
	Domestic and Family - Level 2	2014	5	8	8	12	14	14	7	14	11	18	9	12	111			132
		2015	10	10	7	10	14	5	12	8	8	10	-	-	94	-15.3%	▼	94
	General Civil - Level 1	2014	8	10	6	3	5	5	14	4	11	7	4	6	73			83
		2015	2	4	5	9	3	5	8	2	5	4	-	-	47	-35.6%	▼	47
	General Civil - Level 2	2014	124	104	89	92	101	109	103	104	111	121	85	115	1,058			1,258
		2015	92	77	96	95	104	114	129	104	95	109	-	-	1,015	-4.1%	▼	1,015
	General Civil - Level 3	2014	34	40	34	42	41	42	36	42	49	41	28	43	401			472
		2015	33	52	35	29	40	40	60	39	36	29	-	-	393	-2.0%	▼	393
	Probates/Wills and Trusts - Level 1	2014	-	-	1	-	2	-	1	-	1	-	-	-	5			5
		2015	-	-	1	1	1	1	-	-	1	1	-	-	6	20.0%	▲	6
	Probates/Wills and Trusts - Level 2	2014	15	14	3	7	8	8	9	5	5	12	4	3	86			93
		2015	7	10	8	6	10	12	8	6	8	8	-	-	83	-3.5%	▼	83
	Uncontested Divorce	2014	27	54	51	35	47	28	39	38	26	42	46	26	387			459
		2015	29	46	48	49	36	50	36	43	28	34	-	-	399	3.1%	▲	399
Criminal	Capital Murder	2014	1	-	-	-	-	3	-	1	-	-	2	2	5			9
		2015	-	3	2	-	-	-	-	-	-	-	-	-	5	0.0%	↔	5
	Misdemeanor	2014	101	113	94	120	124	121	103	111	137	145	87	114	1,169			1,370
		2015	124	90	101	104	84	106	131	101	90	115	-	-	1,046	-10.5%	▼	1,046
	Non-Capital Felonies and Related Matters	2014	433	394	467	463	372	422	504	357	460	561	448	503	4,433			5,384
		2015	483	397	442	396	342	427	421	415	390	384	-	-	4,097	-7.6%	▼	4,097
Other	Other Criminally Related Matters	2014	53	48	10	56	40	25	38	55	28	82	61	92	435			588
		2015	56	35	34	76	41	56	38	41	6	86	-	-	469	7.8%	▲	469
	Miscellaneous	2014	265	267	280	264	196	243	251	243	253	271	200	213	2,533			2,946
		2015	200	199	329	269	215	264	244	244	254	254	-	-	2,472	-2.4%	▼	2,472
	Other	2014	161	134	145	175	143	147	197	186	204	253	153	166	1,745			2,064
		2015	163	162	222	175	206	251	210	175	118	140	-	-	1,822	4.4%	▲	1,822

Court: Henrico Circuit

Start/End Date: Jan-14 / Oct-15

2014 Average Month: 1,003

Jan-Oct 2014: 10,111

Filings Trending: Steady ↔

Circuit/Court ID: 14 214087


Type of Case: Filings

2015 Average Month:1,001

Jan-Oct 2015 : 10,011


Overall AVG. Month: 1,002

Monthly Filings Summary



Jan 2014-----Oct 2015

January --- October Filings



10,111 2014 10,011 2015

	Jan	Feb	Mar	Apr	May	Jun	Jul	Aug	Sep	Oct	Nov	Dec	Thru Oct	% Change	Trending	Total
2014	966	937	1,184	1,109	960	971	1,006	921	944	1,113	833	1,097	10,111			12,041
2015	913	951	1,064	1,052	1,038	1,011	951	977	949	1,105	-	-	10,011	-1.0%	▼	10,011

			Jan	Feb	Mar	Apr	May	Jun	Jul	Aug	Sep	Oct	Nov	Dec	Thru Oct	% Change	Trending	Total
Civil	Administrative Law	2014	-	3	2	6	1	4	-	-	-	1	-	2	17			19
		2015	1	1	-	2	-	-	1	-	-	1	-	-	6	-64.7%	▼	6
	Contested Divorce	2014	27	23	29	36	30	19	27	22	34	22	21	29	269			319
		2015	32	35	29	18	28	25	30	28	32	15	-	-	272	1.1%	▲	272
	Domestic and Family - Level 1	2014	22	19	22	8	20	16	6	33	7	26	14	18	179			211
		2015	11	8	10	10	9	28	16	19	14	24	-	-	149	-16.8%	▼	149
	Domestic and Family - Level 2	2014	11	10	14	13	9	10	13	7	9	11	10	9	107			126
		2015	4	7	8	18	7	7	12	8	9	9	-	-	89	-16.8%	▼	89
	General Civil - Level 1	2014	2	2	6	5	2	-	1	3	3	3	1	3	27			31
		2015	3	2	-	1	2	4	1	3	3	4	-	-	23	-14.8%	▼	23
	General Civil - Level 2	2014	36	48	61	99	86	66	58	48	58	67	53	59	627			739
		2015	35	52	41	53	59	56	54	39	69	41	-	-	499	-20.4%	▼	499
	General Civil - Level 3	2014	16	21	19	23	29	27	19	29	28	22	12	26	233			271
		2015	15	18	27	26	24	18	17	42	16	26	-	-	229	-1.7%	▼	229
	Probates/Wills and Trusts - Level 1	2014	-	-	1	1	-	-	-	2	1	2	-	1	7			8
		2015	-	-	-	-	-	1	1	1	1	1	-	-	5	-28.6%	▼	5
	Probates/Wills and Trusts - Level 2	2014	5	7	7	3	4	11	7	10	9	10	6	7	73			86
		2015	9	12	-	5	6	11	9	8	6	5	-	-	71	-2.7%	▼	71
	Protective Orders	2015	-	-	-	-	-	-	-	-	-	2	-	-	2			2
	Uncontested Divorce	2014	62	61	98	74	54	53	68	64	55	67	41	55	656			752
		2015	56	56	85	75	54	71	70	45	60	61	-	-	633	-3.5%	▼	633
Criminal	Capital Murder	2015	-	-	-	-	1	-	-	-	-	-	-	1			1	
	Misdemeanor	2014	72	116	96	130	116	134	120	106	141	117	77	146	1,148			1,371
		2015	79	104	124	96	118	160	102	109	116	136	-	-	1,144	-0.3%	▼	1,144
	Non-Capital Felonies and Related Matters	2014	297	194	393	290	287	282	294	227	251	358	289	364	2,873			3,526
		2015	307	256	291	374	342	244	292	279	253	345	-	-	2,983	3.8%	▲	2,983
	Other Criminally Related Matters	2014	26	24	47	35	42	27	51	37	48	41	28	49	378			455
2015		41	31	33	33	45	48	36	32	37	31	-	-	367	-2.9%	▼	367	
Other	Miscellaneous	2014	367	368	372	363	264	292	308	293	282	339	261	306	3,248			3,815
		2015	289	343	387	316	323	306	280	329	310	366	-	-	3,249	0.0%	▲	3,249
	Other	2014	23	41	17	23	16	30	34	40	18	27	20	23	269			312
		2015	31	26	29	25	20	32	30	35	23	38	-	-	289	7.4%	▲	289

Court: Caroline Circuit

Start/End Date: Jan-14 / Oct-15

2014 Average Month: 161

Jan-Oct 2014: 1,643

Filings Trending: Upward ▲

Circuit/Court ID: 15 215033


Type of Case: Filings

2015 Average Month:178

Jan-Oct 2015 : 1,780

Overall AVG. Month: 169

Monthly Filings Summary



Jan 2014-----Oct 2015

January --- October Filings

1,643

2014

1,780

2015

	Jan	Feb	Mar	Apr	May	Jun	Jul	Aug	Sep	Oct	Nov	Dec	Thru Oct	% Change	Trending	Total
2014	195	134	259	174	151	177	144	110	142	157	138	148	1,643			1,929
2015	211	144	261	164	205	183	140	182	158	132	-	-	1,780	8.3%	▲	1,780

			Jan	Feb	Mar	Apr	May	Jun	Jul	Aug	Sep	Oct	Nov	Dec	Thru Oct	% Change	Trending	Total
Civil	Administrative Law	2014	-	-	-	-	-	-	-	-	1	-	-	2	1			3
		2015	-	-	1	2	-	-	-	-	-	-	-	-	3	200.0%	▲	3
	Contested Divorce	2014	2	2	2	2	1	3	2	2	2	2	1	1	20			22
		2015	-	3	3	-	1	1	-	1	2	1	-	-	12	-40.0%	▼	12
	Domestic and Family - Level 1	2014	2	4	2	7	5	4	7	3	1	1	1	1	36			38
		2015	1	1	6	1	4	3	13	15	4	2	-	-	50	38.9%	▲	50
	Domestic and Family - Level 2	2014	-	1	1	-	1	-	1	-	-	1	-	-	5			5
		2015	-	1	-	1	3	2	1	1	2	-	-	-	11	120.0%	▲	11
	General Civil - Level 1	2014	-	-	3	-	-	-	-	-	-	-	-	-	3			3
		2015	-	-	-	-	-	1	-	-	2	-	-	-	3	0.0%	↔	3
	General Civil - Level 2	2014	5	4	8	5	6	2	7	8	4	4	2	6	53			61
		2015	8	5	4	4	6	5	6	3	4	5	-	-	50	-5.7%	▼	50
	General Civil - Level 3	2014	-	2	6	2	-	3	2	6	1	-	-	3	22			25
		2015	5	1	4	2	2	3	1	4	7	4	-	-	33	50.0%	▲	33
Criminal	Probates/Wills and Trusts - Level 2	2014	1	-	1	2	-	1	1	5	2	3	1	3	16			20
		2015	2	1	4	1	-	-	-	9	1	-	-	-	18	12.5%	▲	18
	Uncontested Divorce	2014	2	4	9	4	2	3	6	2	1	6	-	5	39			44
		2015	3	4	2	3	5	5	5	2	-	6	-	-	35	-10.3%	▼	35
	Capital Murder	2015	1	-	-	-	-	-	-	-	-	-	-	-	1			1
	Misdemeanor	2014	24	4	32	20	16	18	17	13	10	22	14	15	176			205
		2015	26	18	20	13	19	21	16	24	13	13	-	-	183	4.0%	▲	183
	Non-Capital Felonies and Related Matters	2014	92	40	108	62	58	74	49	14	57	45	64	59	599			722
		2015	115	40	121	70	90	74	34	50	54	36	-	-	684	14.2%	▲	684
	Other Criminally Related Matters	2014	4	1	4	7	4	4	4	5	7	7	5	5	47			57
		2015	2	8	5	7	4	10	-	3	6	6	-	-	51	8.5%	▲	51
Other	Miscellaneous	2014	54	56	73	55	38	46	34	40	40	53	40	33	489			562
		2015	43	49	73	54	55	52	55	57	50	48	-	-	536	9.6%	▲	536
	Other	2014	9	16	10	8	20	19	14	12	16	13	10	15	137			162
		2015	5	13	18	6	16	6	9	13	13	11	-	-	110	-19.7%	▼	110

Court: Essex Circuit

Start/End Date: Jan-14 / Oct-15

2014 Average Month: 59

Jan-Oct 2014: 643

Filings Trending: Downward ▼

Circuit/Court ID: 15 215057


Type of Case: Filings

2015 Average Month:53

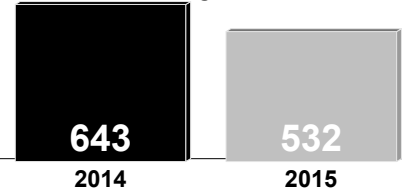
Jan-Oct 2015 : 532

Overall AVG. Month: 57

Monthly Filings Summary



January --- October Filings



	Jan	Feb	Mar	Apr	May	Jun	Jul	Aug	Sep	Oct	Nov	Dec	Thru Oct	% Change	Trending	Total
2014	245	37	36	50	46	29	38	31	42	89	31	39	643			713
2015	63	33	52	66	42	39	114	33	26	64	-	-	532	-17.3%	▼	532

			Jan	Feb	Mar	Apr	May	Jun	Jul	Aug	Sep	Oct	Nov	Dec	Thru Oct	% Change	Trending	Total
Civil	Administrative Law	2014	-	-	1	-	-	-	-	-	-	-	-	-	1			1
	Contested Divorce	2014	-	1	4	-	2	2	1	-	3	-	2	-	13			15
		2015	1	-	-	2	1	2	1	-	2	-	-	-	9	-30.8%	▼	9
	Domestic and Family - Level 1	2014	-	-	-	2	5	-	-	3	-	2	-	-	12			12
		2015	-	-	6	2	1	-	4	-	3	-	-	-	16	33.3%	▲	16
	Domestic and Family - Level 2	2014	-	-	-	-	1	-	-	-	-	-	-	-	1			1
		2015	-	-	-	-	-	1	-	-	-	-	-	-	1	0.0%	↔	1
	General Civil - Level 1	2014	-	-	1	-	-	-	-	-	-	-	-	-	1			1
		2015	-	-	-	-	-	-	1	-	-	-	-	-	1	0.0%	↔	1
	General Civil - Level 2	2014	1	2	3	2	2	1	-	1	1	2	1	3	15			19
		2015	1	2	3	1	2	2	3	4	2	3	-	-	23	53.3%	▲	23
	General Civil - Level 3	2014	1	4	-	-	1	-	-	1	3	-	-	2	10			12
		2015	1	-	1	-	-	3	1	5	1	1	-	-	13	30.0%	▲	13
	Probates/Wills and Trusts	2014	-	-	1	-	-	-	-	-	-	-	-	-	1			1
	Probates/Wills and Trusts	2014	-	-	-	-	1	-	-	1	-	-	1	-	2			3
Criminal	Uncontested Divorce	2014	-	3	3	3	1	4	4	2	1	-	2	2	21			25
		2015	1	3	1	4	4	2	3	-	-	3	-	-	21	0.0%	↔	21
	Misdemeanor	2014	1	3	3	-	-	2	4	2	1	12	1	3	28			32
		2015	7	3	4	3	-	5	8	4	1	3	-	-	38	35.7%	▲	38
Other	Non-Capital Felonies and Related Matters	2014	218	2	-	24	4	7	12	10	12	52	9	7	341			357
		2015	30	5	4	31	14	5	73	6	3	28	-	-	199	-41.6%	▼	199
	Other Criminally Related Matters	2014	-	3	5	1	9	2	3	2	4	2	3	1	31			35
		2015	1	-	-	5	1	3	3	2	-	9	-	-	24	-22.6%	▼	24
Other	Miscellaneous	2014	24	19	15	18	20	11	14	9	17	16	11	21	163			195
		2015	21	20	33	18	19	16	17	12	14	17	-	-	187	14.7%	▲	187
	Other	2014	-	-	-	-	-	-	-	-	-	3	1	-	3			4

Court: Hanover Circuit

Start/End Date: Jan-14 / Oct-15

2014 Average Month: 487

Jan-Oct 2014: 4,867

Filings Trending: Steady ↔

Circuit/Court ID: 15 215085


Type of Case: Filings

2015 Average Month: 475

Jan-Oct 2015 : 4,751

Overall AVG. Month: 482

Monthly Filings Summary



Jan 2014-----Oct 2015

January --- October Filings

4,867

2014

4,751

2015

	Jan	Feb	Mar	Apr	May	Jun	Jul	Aug	Sep	Oct	Nov	Dec	Thru Oct	% Change	Trending	Total
2014	504	519	535	506	518	418	434	430	506	497	458	519	4,867			5,844
2015	496	505	543	484	427	406	532	460	442	456	-	-	4,751	-2.4%	▼	4,751

			Jan	Feb	Mar	Apr	May	Jun	Jul	Aug	Sep	Oct	Nov	Dec	Thru Oct	% Change	Trending	Total
Civil	Administrative Law	2014	-	-	1	-	1	-	-	2	6	1	1	1	11			13
		2015	-	1	1	1	1	1	-	1	-	3	-	-	9	-18.2%	▼	9
	Contested Divorce	2014	12	23	28	21	22	16	18	22	21	14	16	9	197			222
		2015	14	27	22	16	11	20	12	21	23	10	-	-	176	-10.7%	▼	176
	Domestic and Family - Level 1	2014	7	8	17	13	10	8	10	12	10	10	6	7	105			118
		2015	8	8	8	4	9	4	9	10	8	6	-	-	74	-29.5%	▼	74
	Domestic and Family - Level 2	2014	2	1	3	2	5	4	1	3	4	4	3	7	29			39
		2015	2	2	5	3	2	3	5	5	3	4	-	-	34	17.2%	▲	34
	General Civil - Level 1	2014	-	-	-	-	-	1	1	1	-	1	-	1	4			5
		2015	1	1	-	-	-	1	-	-	2	2	-	-	7	75.0%	▲	7
	General Civil - Level 2	2014	8	13	15	22	26	14	14	16	13	18	10	13	159			182
		2015	12	18	14	14	17	16	11	14	10	12	-	-	138	-13.2%	▼	138
	General Civil - Level 3	2014	8	6	11	7	5	5	5	5	9	6	5	3	67			75
		2015	6	11	10	13	6	11	15	7	9	14	-	-	102	52.2%	▲	102
	Probates/Wills and Trusts	2014	2	-	-	1	-	-	1	-	1	1	-	-	6			6
	Probates/Wills and Trusts - Level 2	2014	2	3	1	7	-	1	3	4	1	4	1	-	26			27
		2015	1	-	2	6	3	3	1	3	-	2	-	-	21	-19.2%	▼	21
Criminal	Uncontested Divorce	2014	33	61	56	56	47	35	45	37	53	53	44	30	476			550
		2015	64	53	50	55	49	40	43	43	33	36	-	-	466	-2.1%	▼	466
	Misdemeanor	2014	58	69	73	64	72	61	56	72	77	76	68	103	678			849
		2015	63	88	79	64	66	58	101	60	83	64	-	-	726	7.1%	▲	726
	Non-Capital Felonies and Related Matters	2014	119	135	116	116	181	118	130	100	131	120	134	143	1,266			1,543
		2015	107	105	141	144	118	94	144	95	93	130	-	-	1,171	-7.5%	▼	1,171
	Other Criminally Related Matters	2014	9	15	22	18	13	8	14	16	13	13	14	10	141			165
		2015	13	6	7	13	5	19	18	12	16	11	-	-	120	-14.9%	▼	120
	Miscellaneous	2014	236	181	187	176	128	141	133	140	164	169	150	183	1,655			1,988
		2015	198	179	199	146	132	126	163	183	155	153	-	-	1,634	-1.3%	▼	1,634
Other	Other	2014	8	4	5	3	8	6	3	-	3	7	6	9	47			62
		2015	7	6	5	5	8	10	10	6	7	9	-	-	73	55.3%	▲	73

Court: King George Circuit

Start/End Date: Jan-14 / Oct-15

2014 Average Month: 88

Jan-Oct 2014: 928

Filings Trending: Downward ▼

Circuit/Court ID: 15 215099

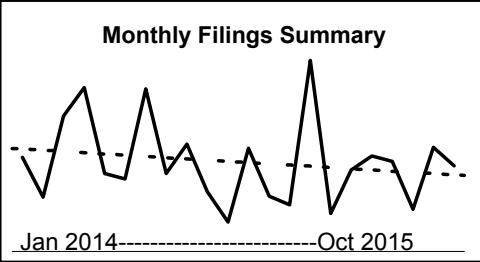
Type of Case: Filings

2015 Average Month:77

Jan-Oct 2015 : 765

Overall AVG. Month: 83

Monthly Filings Summary



January --- October Filings

928

2014

765

2015

	Jan	Feb	Mar	Apr	May	Jun	Jul	Aug	Sep	Oct	Nov	Dec	Thru Oct	% Change	Trending	Total
2014	87	50	125	151	72	67	150	72	99	55	27	95	928			1,050
2015	51	43	176	35	75	88	83	39	96	79	-	-	765	-17.6%	▼	765

			Jan	Feb	Mar	Apr	May	Jun	Jul	Aug	Sep	Oct	Nov	Dec	Thru Oct	% Change	Trending	Total
Civil	Administrative Law	2014	-	-	-	-	1	1	-	-	-	-	-	-	2			2
	Contested Divorce	2014	3	4	3	3	1	1	-	1	3	-	1	2	19			22
		2015	3	1	1	2	1	-	-	1	1	1	-	-	11	-42.1%	▼	11
	Domestic and Family - Level 1	2014	1	2	1	2	-	-	-	2	2	2	-	1	12			13
		2015	3	3	2	1	-	-	1	5	5	1	-	-	21	75.0%	▲	21
	Domestic and Family - Level 2	2014	-	1	-	1	2	-	-	2	1	1	-	-	8			8
		2015	-	1	-	1	-	1	-	-	-	-	-	-	3	-62.5%	▼	3
	General Civil - Level 1	2014	-	-	-	-	1	-	1	-	-	-	-	-	2			2
		2015	-	1	-	-	-	-	-	-	-	-	-	-	1	-50.0%	▼	1
	General Civil - Level 2	2014	3	1	4	5	2	6	4	6	5	2	5	2	38			45
		2015	2	3	2	3	4	1	2	1	-	7	-	-	25	-34.2%	▼	25
	General Civil - Level 3	2014	-	2	1	-	1	-	2	5	4	2	2	1	17			20
		2015	-	1	4	3	1	8	4	2	2	3	-	-	28	64.7%	▲	28
	Probates/Wills and Trusts	2015	-	-	-	-	-	1	-	-	-	-	-	-	1			1
	Probates/Wills and Trusts	2014	-	1	-	-	-	-	-	-	-	1	-	2	2			4
	Protective Orders	2014	-	-	-	-	-	-	1	-	-	-	-	-	1			1
		2015	1	-	-	-	-	-	-	-	-	-	-	-	1	0.0%	↔	1
Criminal	Uncontested Divorce	2014	2	2	6	2	4	4	3	7	3	2	2	3	35			40
		2015	4	2	3	4	2	3	5	1	7	4	-	-	35	0.0%	↔	35
	Misdemeanor	2014	17	5	29	24	5	5	20	8	29	8	4	21	150			175
		2015	18	5	47	1	12	21	20	10	19	18	-	-	171	14.0%	▲	171
Criminal	Non-Capital Felonies and Related Matters	2014	57	27	78	110	52	45	108	34	42	33	7	51	586			644
		2015	16	18	110	13	51	50	38	13	55	34	-	-	398	-32.1%	▼	398
	Other Criminally Related Matters	2014	-	1	2	-	1	1	1	-	-	-	1	1	6			8
Other		2015	1	2	1	1	-	-	7	-	1	3	-	-	16	166.7%	▲	16
	Miscellaneous	2014	4	4	1	4	2	4	10	7	9	4	5	11	49			65
		2015	3	6	6	6	3	3	5	6	5	7	-	-	50	2.0%	▲	50
Other	Other	2014	-	-	-	-	-	-	-	-	1	-	-	-	1			1
		2015	-	-	-	-	1	-	1	-	1	1	-	-	4	300.0%	▲	4

Court: Lancaster Circuit

Start/End Date: Jan-14 / Oct-15

2014 Average Month: 50

Jan-Oct 2014: 536

Filings Trending: Upward ▲

Circuit/Court ID: 15 215103

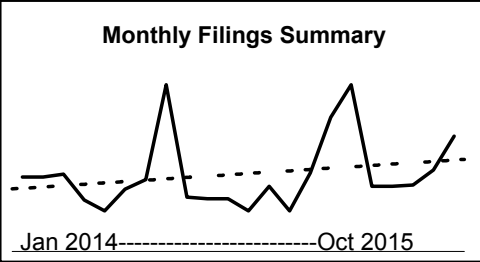
Type of Case: Filings

2015 Average Month:65

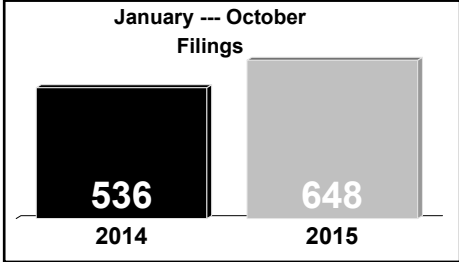
Jan-Oct 2015 : 648

Overall AVG. Month: 57

Monthly Filings Summary



January --- October Filings



	Jan	Feb	Mar	Apr	May	Jun	Jul	Aug	Sep	Oct	Nov	Dec	Thru Oct	% Change	Trending	Total
2014	55	55	57	38	30	46	53	123	40	39	39	30	536			605
2015	48	30	58	99	123	48	48	49	60	85	-	-	648	20.9%	▲	648

			Jan	Feb	Mar	Apr	May	Jun	Jul	Aug	Sep	Oct	Nov	Dec	Thru Oct	% Change	Trending	Total
Civil	Administrative Law	2015	-	-	-	-	-	-	-	1	-	-	-	-	1			1
	Contested Divorce	2014	1	1	-	-	2	2	1	1	-	1	-	-	9			9
		2015	1	-	-	-	-	1	1	1	1	-	-	-	5	-44.4%	▼	5
	Domestic and Family - Level 1	2014	-	-	-	1	-	-	-	-	-	-	-	-	1			1
		2015	-	-	-	-	1	-	15	2	2	1	-	-	21	2,000.0%	▲	21
	Domestic and Family - Level 2	2014	-	-	2	-	-	-	-	-	1	-	-	-	3			3
		2015	-	-	-	-	-	-	-	-	1	-	-	-	1	-66.7%	▼	1
	General Civil - Level 1	2014	-	-	-	-	1	-	1	-	1	-	-	-	3			3
	General Civil - Level 2	2014	-	2	4	-	1	1	2	3	3	4	1	3	20			24
		2015	1	2	1	6	4	4	-	5	4	3	-	-	30	50.0%	▲	30
	General Civil - Level 3	2014	-	1	1	1	2	-	1	1	1	-	-	1	8			9
		2015	6	1	3	1	-	1	-	2	1	1	-	-	16	100.0%	▲	16
	Probates/Wills and Trusts - Level 2	2014	-	1	-	-	-	-	2	-	-	-	-	-	3			3
		2015	-	-	-	-	1	-	-	-	-	1	-	-	2	-33.3%	▼	2
Criminal	Uncontested Divorce	2014	2	2	-	2	-	2	2	2	-	4	1	1	16			18
		2015	4	1	1	2	-	3	2	1	3	-	-	-	17	6.3%	▲	17
	Misdemeanor	2014	5	-	1	6	-	3	5	11	4	1	7	3	36			46
		2015	2	3	4	2	8	2	1	1	4	5	-	-	32	-11.1%	▼	32
	Non-Capital Felonies and Related Matters	2014	20	19	18	7	5	19	20	88	9	14	14	1	219			234
Other		2015	12	4	23	60	86	14	7	1	18	50	-	-	275	25.6%	▲	275
	Other Criminally Related Matters	2014	1	2	2	2	-	-	2	1	4	-	-	-	14			14
		2015	-	1	2	-	4	1	1	1	-	1	-	-	11	-21.4%	▼	11
	Miscellaneous	2014	24	22	22	15	17	14	15	14	16	13	15	19	172			206
		2015	15	18	20	21	16	21	13	31	25	19	-	-	199	15.7%	▲	199
	Other	2014	2	5	7	4	2	5	2	2	1	2	1	2	32			35
		2015	7	-	4	7	3	1	8	3	1	4	-	-	38	18.8%	▲	38

Court: Northumberland Circuit

Start/End Date: Jan-14 / Oct-15

2014 Average Month: 54

Jan-Oct 2014: 539

Filings Trending: Downward ▼

Circuit/Court ID: 15 215133

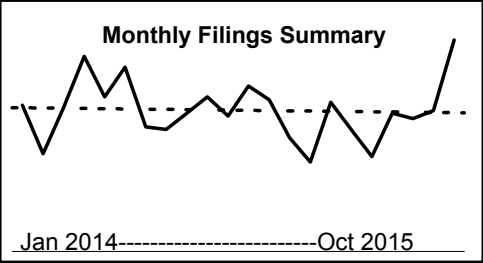
Type of Case: Filings

2015 Average Month:50

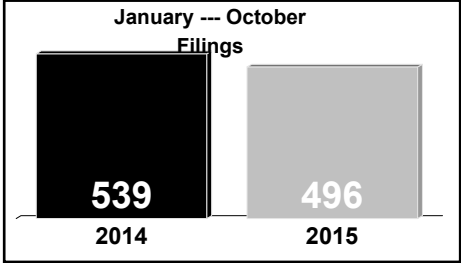
Jan-Oct 2015 : 496

Overall AVG. Month: 52

Monthly Filings Summary



January --- October Filings



			Jan	Feb	Mar	Apr	May	Jun	Jul	Aug	Sep	Oct	Nov	Dec	Thru Oct	% Change	Trending	Total
2014			54	36	53	72	57	68	46	45	51	57	50	61	539			650
2015			56	42	33	55	45	35	51	49	52	78	-	-	496	-8.0%	▼	496

			Jan	Feb	Mar	Apr	May	Jun	Jul	Aug	Sep	Oct	Nov	Dec	Thru Oct	% Change	Trending	Total
Civil	Contested Divorce	2014	1	2	-	4	1	1	2	1	-	1	-	-	13			13
		2015	-	2	1	-	-	-	-	1	1	2	-	-	7	-46.2%	▼	7
	Domestic and Family - Level 1	2014	1	-	-	-	1	1	-	-	3	-	-	-	6			6
		2015	1	-	-	1	-	1	-	1	-	1	-	-	5	-16.7%	▼	5
	Domestic and Family - Level 2	2014	1	-	1	1	1	-	1	-	-	-	1	1	5			7
		2015	-	-	1	-	-	1	-	-	-	1	-	-	3	-40.0%	▼	3
	General Civil - Level 1	2014	-	-	-	-	-	-	-	-	-	-	-	1	0			1
		2015	-	1	-	-	-	-	-	-	-	-	-	-	1	0.0%	↔	1
	General Civil - Level 2	2014	4	-	2	1	2	1	-	2	3	4	3	1	19			23
		2015	1	-	2	1	1	2	4	2	3	2	-	-	18	-5.3%	▼	18
	General Civil - Level 3	2014	1	1	2	-	-	1	1	-	2	-	-	1	8			9
		2015	-	-	-	1	1	1	1	-	1	3	-	-	8	0.0%	↔	8
Criminal	Probates/Wills and Trusts - Level 2	2014	-	-	-	-	-	-	-	1	-	-	-	-	1			1
		2015	-	-	-	-	-	-	1	-	-	1	-	-	2	100.0%	▲	2
	Uncontested Divorce	2014	1	4	1	2	2	2	3	1	2	2	4	-	20			24
		2015	-	1	4	1	2	5	5	1	2	3	-	-	24	20.0%	▲	24
	Misdemeanor	2014	6	-	3	7	2	7	2	14	5	7	3	7	53			63
		2015	17	3	2	4	5	1	1	-	2	10	-	-	45	-15.1%	▼	45
Other	Non-Capital Felonies and Related Matters	2014	13	1	11	20	27	22	14	5	13	15	22	24	141			187
		2015	19	6	1	24	20	13	15	12	18	25	-	-	153	8.5%	▲	153
	Other Criminally Related Matters	2014	2	-	-	2	2	4	2	3	4	2	-	2	21			23
		2015	1	3	-	7	-	1	-	2	-	3	-	-	17	-19.0%	▼	17
	Miscellaneous	2014	24	27	31	35	18	28	20	17	18	26	17	24	244			285
		2015	17	26	22	16	15	10	24	30	25	25	-	-	210	-13.9%	▼	210
	Other	2014	-	1	2	-	1	1	1	1	1	-	-	-	8			8
		2015	-	-	-	-	1	-	-	-	-	2	-	-	3	-62.5%	▼	3

Court: Richmond County Circuit

Start/End Date: Jan-14 / Oct-15

2014 Average Month: 46

Jan-Oct 2014: 469

Filings Trending: Downward ▼

Circuit/Court ID: 15 215159

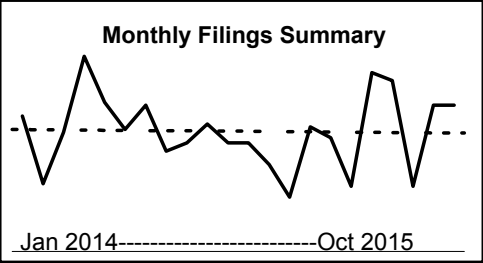
Type of Case: Filings

2015 Average Month: 43

Jan-Oct 2015 : 425

Overall AVG. Month: 44

Monthly Filings Summary



January --- October Filings

469

2014

425

2015

	Jan	Feb	Mar	Apr	May	Jun	Jul	Aug	Sep	Oct	Nov	Dec	Thru Oct	% Change	Trending	Total
2014	50	25	44	72	55	45	54	37	40	47	40	40	469			549
2015	32	20	46	42	24	66	63	24	54	54	-	-	425	-9.4%	▼	425

			Jan	Feb	Mar	Apr	May	Jun	Jul	Aug	Sep	Oct	Nov	Dec	Thru Oct	% Change	Trending	Total
Civil	Administrative Law	2014	-	-	-	-	1	-	-	-	-	-	-	-	1			1
		2015	-	1	-	-	-	-	-	-	1	-	-	-	2	100.0%	▲	2
	Contested Divorce	2014	1	-	-	1	-	-	-	-	1	1	1	-	4			5
		2015	1	-	1	-	-	-	2	-	-	2	-	-	6	50.0%	▲	6
	Domestic and Family - Level 1	2014	-	-	-	1	2	-	-	-	-	-	-	-	3			3
		2015	-	-	-	-	1	-	1	-	2	2	-	-	6	100.0%	▲	6
	Domestic and Family - Level 2	2014	-	-	-	-	1	-	-	-	-	-	-	-	1			1
		2015	-	-	-	1	-	-	-	-	-	-	-	-	1	0.0%	↔	1
	General Civil - Level 1	2014	1	-	-	-	-	-	-	-	-	-	-	-	1			1
		2015	-	-	1	-	-	-	-	-	-	-	-	-	1	0.0%	↔	1
	General Civil - Level 2	2014	2	1	2	3	-	1	2	2	1	-	-	2	14			16
		2015	-	-	1	-	-	2	4	2	1	1	-	-	11	-21.4%	▼	11
Criminal	General Civil - Level 3	2014	-	2	-	2	-	-	2	-	1	-	1	-	7			8
		2015	1	-	-	1	1	-	1	1	-	3	-	-	8	14.3%	▲	8
	Probates/Wills and Trusts	2014	-	-	-	-	-	-	-	-	-	-	2	-	0			2
	Uncontested Divorce	2014	1	1	-	-	-	-	1	5	1	1	1	1	10	0.0%	↔	12
		2015	1	2	2	2	1	1	2	-	-	1	-	-	12	20.0%	▲	12
	Capital Murder	2015	-	-	-	-	-	-	1	-	-	-	-	-	1			1
		2014	4	-	2	5	5	2	7	2	5	9	-	2	41			43
	Misdemeanor	2015	2	-	3	7	-	4	10	5	3	8	-	-	42	2.4%	▲	42
		2014	15	3	5	19	16	14	4	12	8	13	6	9	109			124
	Non-Capital Felonies and Related Matters	2015	9	1	4	14	7	9	8	1	27	14	-	-	94	-13.8%	▼	94
		2014	-	-	-	2	4	-	5	-	1	1	2	2	13			17
	Other Criminally Related Matters	2015	-	2	2	2	-	-	5	2	-	1	-	-	14	7.7%	▲	14
Other	Miscellaneous	2014	11	14	13	18	17	9	12	11	9	13	10	8	127			145
		2015	9	7	11	6	8	13	11	6	5	15	-	-	91	-28.3%	▼	91
	Other	2014	15	4	22	21	9	19	21	5	13	9	17	16	138			171
		2015	9	7	21	9	6	37	18	7	15	7	-	-	136	-1.4%	▼	136

Court: Spotsylvania Circuit

Start/End Date: Jan-14 / Oct-15

2014 Average Month: 481

Jan-Oct 2014: 4,891

Filings Trending: Steady ↔

Circuit/Court ID: 15 215177

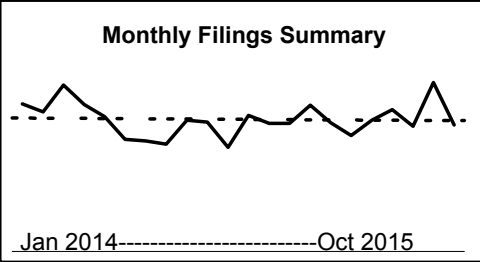
Type of Case: Filings

2015 Average Month:495

Jan-Oct 2015 : 4,946

Overall AVG. Month: 487

Monthly Filings Summary



January --- October Filings

4,891

2014

4,946

2015

	Jan	Feb	Mar	Apr	May	Jun	Jul	Aug	Sep	Oct	Nov	Dec	Thru Oct	% Change	Trending	Total
2014	544	515	614	542	497	414	408	396	484	477	384	502	4,891			5,777
2015	472	472	540	475	428	484	523	462	623	467	-	-	4,946	1.1%	▲	4,946

			Jan	Feb	Mar	Apr	May	Jun	Jul	Aug	Sep	Oct	Nov	Dec	Thru Oct	% Change	Trending	Total
Civil	Administrative Law	2014	-	-	-	-	-	-	-	-	2	1	-	1	3			4
		2015	1	-	3	-	-	-	-	1	2	1	-	-	8	166.7%	▲	8
	Contested Divorce	2014	13	8	11	9	9	5	13	15	5	6	3	6	94			103
		2015	10	9	12	9	9	5	8	6	6	8	-	-	82	-12.8%	▼	82
	Domestic and Family - Level 1	2014	16	10	31	28	26	14	19	26	33	8	19	31	211			261
		2015	12	6	15	12	20	16	14	18	15	20	-	-	148	-29.9%	▼	148
	Domestic and Family - Level 2	2014	6	5	3	3	15	11	3	10	2	12	2	4	70			76
		2015	9	2	3	16	2	1	3	3	12	4	-	-	55	-21.4%	▼	55
	General Civil - Level 1	2014	1	-	-	-	3	-	1	4	-	2	1	1	11			13
		2015	2	1	-	1	-	1	-	1	-	2	-	-	8	-27.3%	▼	8
	General Civil - Level 2	2014	26	16	23	24	22	19	28	17	28	18	15	24	221			260
		2015	19	17	19	23	16	20	19	12	12	17	-	-	174	-21.3%	▼	174
	General Civil - Level 3	2014	7	12	10	7	11	7	12	10	9	14	3	6	99			108
		2015	10	9	7	11	3	6	6	9	8	13	-	-	82	-17.2%	▼	82
	Probates/Wills and Trusts - Level 1	2014	1	1	-	2	-	-	-	-	1	-	1	-	5			6
		2015	2	1	-	-	-	-	-	-	-	-	-	-	3	-40.0%	▼	3
	Probates/Wills and Trusts - Level 2	2014	4	1	3	8	5	4	6	4	3	2	2	2	40			44
		2015	4	2	4	3	4	2	2	2	5	5	-	-	33	-17.5%	▼	33
	Protective Orders	2015	-	-	3	-	-	-	-	-	-	-	-	-	3			3
	Uncontested Divorce	2014	32	17	24	28	13	19	25	21	16	26	18	23	221			262
		2015	14	24	27	22	34	21	22	21	24	19	-	-	228	3.2%	▲	228
Criminal	Misdemeanor	2014	27	43	35	40	38	43	30	21	25	32	17	42	334			393
		2015	39	33	30	31	35	21	54	36	46	29	-	-	354	6.0%	▲	354
	Non-Capital Felonies and Related Matters	2014	131	135	153	147	119	132	86	72	148	121	117	150	1,244			1,511
		2015	145	140	157	100	88	170	123	93	158	104	-	-	1,278	2.7%	▲	1,278
	Other Criminally Related Matters	2014	4	3	1	6	11	7	12	6	5	7	11	12	62			85
Other	Miscellaneous	2015	2	13	10	14	6	8	11	14	10	6	-	-	94	51.6%	▲	94
		2014	263	253	308	223	215	147	165	188	201	218	164	195	2,181			2,540
	Other	2015	195	206	240	219	201	205	244	240	198	216	-	-	2,164	-0.8%	▼	2,164
		2014	13	11	12	17	10	6	8	2	6	10	11	5	95			111
		2015	8	9	10	14	10	8	17	6	127	23	-	-	232	144.2%	▲	232

Court: Stafford Circuit

Start/End Date: Jan-14 / Oct-15

2014 Average Month: 679

Jan-Oct 2014: 6,943

Filings Trending: Steady ↔

Circuit/Court ID: 15 215179

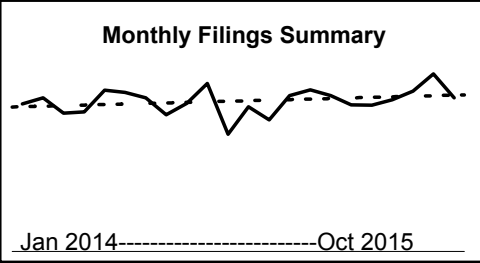
Type of Case: Filings

2015 Average Month:710

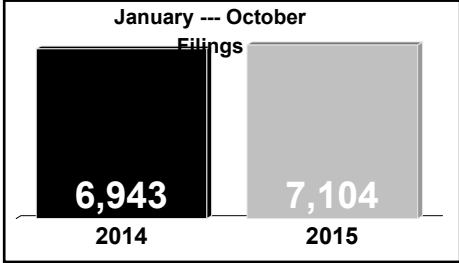
Jan-Oct 2015 : 7,104

Overall AVG. Month: 693

Monthly Filings Summary



January --- October Filings



			Jan	Feb	Mar	Apr	May	Jun	Jul	Aug	Sep	Oct	Nov	Dec	Thru Oct	% Change	Trending	Total
2014			680	708	638	644	743	733	709	631	683	774	540	667	6,943			8,150
2015			607	719	745	718	676	675	699	739	818	708	-	-	7,104	2.3%	▲	7,104

			Jan	Feb	Mar	Apr	May	Jun	Jul	Aug	Sep	Oct	Nov	Dec	Thru Oct	% Change	Trending	Total
Civil	Administrative Law	2014	-	-	-	4	3	1	-	5	4	2	-	1	19			20
		2015	-	-	5	1	-	3	2	1	2	2	-	-	16	-15.8%	▼	16
	Contested Divorce	2014	8	7	13	13	10	19	14	18	26	19	17	17	147			181
		2015	13	18	25	27	22	24	20	23	19	19	-	-	210	42.9%	▲	210
	Domestic and Family - Level 1	2014	3	2	10	7	3	11	4	5	16	3	4	15	64			83
		2015	6	12	11	5	22	13	3	7	7	3	-	-	89	39.1%	▲	89
	Domestic and Family - Level 2	2014	6	1	3	3	4	4	7	4	5	3	1	6	40			47
		2015	2	5	2	4	4	4	11	4	5	1	-	-	42	5.0%	▲	42
	General Civil - Level 1	2014	2	1	1	1	-	1	1	-	1	1	-	3	9			12
		2015	1	1	1	-	1	3	1	1	-	1	-	-	10	11.1%	▲	10
	General Civil - Level 2	2014	25	13	16	21	19	19	16	16	26	23	17	15	194			226
		2015	17	18	11	19	22	21	17	20	11	8	-	-	164	-15.5%	▼	164
	General Civil - Level 3	2014	5	16	7	8	8	8	4	11	7	17	9	8	91			108
		2015	4	6	9	8	5	13	6	3	10	12	-	-	76	-16.5%	▼	76
	Probates/Wills and Trusts - Level 1	2014	-	-	-	-	1	-	-	-	-	-	-	1	1			2
		2015	1	-	-	-	-	-	-	1	1	-	-	-	3	200.0%	▲	3
	Probates/Wills and Trusts - Level 2	2014	2	3	1	2	3	4	2	2	2	2	3	2	23			28
		2015	4	5	4	1	4	5	5	1	2	6	-	-	37	60.9%	▲	37
	Uncontested Divorce	2014	23	27	25	32	23	24	45	45	60	43	25	33	347			405
		2015	42	45	47	49	42	44	43	43	38	56	-	-	449	29.4%	▲	449
Criminal	Capital Murder	2014	-	-	-	-	-	-	-	-	1	-	-	-	1			1
		2015	2	-	-	-	-	-	-	-	1	-	-	-	3	200.0%	▲	3
	Misdemeanor	2014	109	80	80	113	80	67	85	53	67	108	72	109	842			1,023
		2015	61	79	77	116	91	84	106	98	137	111	-	-	960	14.0%	▲	960
	Non-Capital Felonies and Related Matters	2014	236	309	228	225	346	375	302	243	213	300	195	205	2,777			3,177
		2015	222	311	240	249	260	246	211	269	353	222	-	-	2,583	-7.0%	▼	2,583
Other	Other Criminally Related Matters	2014	11	15	12	14	11	22	12	10	23	21	7	21	151			179
		2015	15	17	10	20	16	18	22	11	19	13	-	-	161	6.6%	▲	161
	Miscellaneous	2014	249	234	242	201	232	178	215	218	231	232	188	231	2,232			2,651
		2015	216	202	303	219	187	197	250	255	212	254	-	-	2,295	2.8%	▲	2,295
	Other	2014	1	-	-	-	-	-	2	1	1	-	2	-	5			7
		2015	1	-	-	-	-	-	2	2	1	-	-	-	6	20.0%	▲	6

Court: Westmoreland Circuit

Start/End Date: Jan-14 / Oct-15

2014 Average Month: 71

Jan-Oct 2014: 735

Filings Trending: Upward ▲

Circuit/Court ID: 15 215193

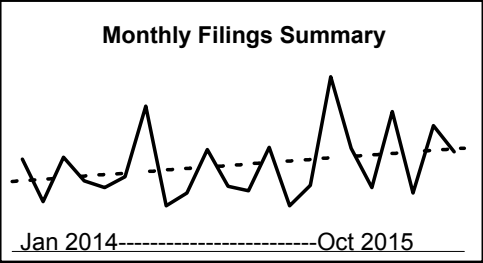
Type of Case: Filings

2015 Average Month:91

Jan-Oct 2015 : 905

Overall AVG. Month: 80

Monthly Filings Summary



January --- October Filings

735

2014

905

2015

	Jan	Feb	Mar	Apr	May	Jun	Jul	Aug	Sep	Oct	Nov	Dec	Thru Oct	% Change	Trending	Total
2014	85	46	87	65	59	69	134	42	54	94	60	56	735			851
2015	96	42	61	161	95	59	129	54	116	92	-	-	905	23.1%	▲	905

			Jan	Feb	Mar	Apr	May	Jun	Jul	Aug	Sep	Oct	Nov	Dec	Thru Oct	% Change	Trending	Total
Civil	Administrative Law	2015	-	-	-	-	-	1	-	-	-	-	-	-	1			1
	Contested Divorce	2014	-	-	1	1	-	1	-	1	2	-	-	-	6			6
		2015	2	-	-	3	2	-	1	1	-	-	-	-	9	50.0%	▲	9
	Domestic and Family - Level 1	2014	-	-	-	-	1	-	-	-	1	1	6	-	3			9
		2015	-	-	2	-	-	-	-	3	2	-	-	-	7	133.3%	▲	7
	Domestic and Family - Level 2	2014	1	1	2	1	-	-	2	-	-	-	1	1	7			9
		2015	-	-	-	-	1	-	1	-	-	-	-	-	2	-71.4%	▼	2
	General Civil - Level 1	2014	-	-	-	-	-	-	-	-	-	-	1	-	0			1
		2015	-	-	-	-	1	-	-	-	-	-	-	-	1	0.0%	↔	1
	General Civil - Level 2	2014	1	3	-	2	1	2	4	1	1	3	-	-	18			18
		2015	5	1	3	4	3	2	1	1	4	1	-	-	25	38.9%	▲	25
	General Civil - Level 3	2014	3	-	1	1	2	2	-	3	-	-	8	1	12			21
		2015	-	-	-	4	2	2	1	-	-	2	-	-	11	-8.3%	▼	11
	Probates/Wills and Trusts - Level 1	2014	-	-	-	-	-	-	-	-	-	-	-	1	0			1
		2015	-	-	-	2	1	-	-	-	-	-	-	-	3	0.0%	↔	3
	Probates/Wills and Trusts - Level 2	2014	-	-	1	-	-	-	-	1	-	-	-	1	2			3
		2015	-	-	1	-	1	1	1	-	-	-	-	-	4	100.0%	▲	4
Criminal	Uncontested Divorce	2014	2	-	1	1	4	3	-	1	1	-	2	2	13			17
		2015	1	1	2	-	2	-	4	-	1	1	-	-	12	-7.7%	▼	12
	Misdemeanor	2014	9	10	4	8	3	12	32	9	5	12	8	9	104			121
		2015	15	-	7	40	9	4	5	14	11	10	-	-	115	10.6%	▲	115
Other	Non-Capital Felonies and Related Matters	2014	28	9	35	19	22	24	68	8	16	52	7	22	281			310
		2015	47	10	9	75	45	15	81	12	71	52	-	-	417	48.4%	▲	417
	Other Criminally Related Matters	2014	9	-	5	-	2	1	7	-	3	9	12	6	36			54
		2015	4	6	9	12	7	5	3	-	2	5	-	-	53	47.2%	▲	53
Other	Miscellaneous	2014	32	23	37	32	24	24	20	18	25	17	15	13	252			280
		2015	22	24	27	21	20	25	30	23	24	21	-	-	237	-6.0%	▼	237
	Other	2014	-	-	-	-	-	-	1	-	-	-	-	-	1			1
		2015	-	-	1	-	1	4	1	-	1	-	-	-	8	700.0%	▲	8

Court: Fredericksburg Circuit

Start/End Date: Jan-14 / Oct-15

2014 Average Month: 287

Jan-Oct 2014: 3,002

Filings Trending: Downward ▼

Circuit/Court ID: 15 215630

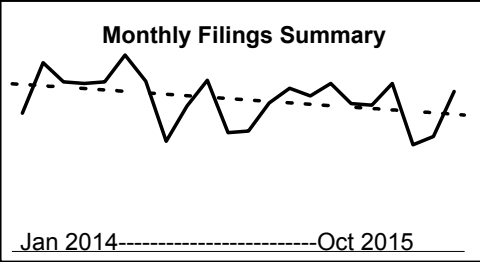
Type of Case: Filings

2015 Average Month: 273

Jan-Oct 2015 : 2,729

Overall AVG. Month: 281

Monthly Filings Summary



January --- October Filings

3,002

2014

2,729

2015

	Jan	Feb	Mar	Apr	May	Jun	Jul	Aug	Sep	Oct	Nov	Dec	Thru Oct	% Change	Trending	Total
2014	255	348	313	310	313	362	314	203	268	316	219	222	3,002			3,443
2015	274	301	287	310	273	270	310	197	212	295	-	-	2,729	-9.1%	▼	2,729

			Jan	Feb	Mar	Apr	May	Jun	Jul	Aug	Sep	Oct	Nov	Dec	Thru Oct	% Change	Trending	Total
Civil	Administrative Law	2014	-	-	-	-	3	-	-	-	-	1	1	-	4			5
		2015	2	-	-	-	-	-	1	1	-	2	-	-	6	50.0%	▲	6
	Contested Divorce	2014	11	11	11	8	12	11	2	1	1	5	3	1	73			77
		2015	4	11	6	5	3	10	-	7	1	3	-	-	50	-31.5%	▼	50
	Domestic and Family - Level 1	2014	6	9	1	2	4	6	6	1	3	13	1	2	51			54
		2015	6	10	7	20	2	11	5	10	9	9	-	-	89	74.5%	▲	89
	Domestic and Family - Level 2	2014	-	1	1	9	4	6	1	1	43	17	14	1	83			98
		2015	1	2	10	2	-	1	1	2	23	38	-	-	80	-3.6%	▼	80
	General Civil - Level 1	2014	4	-	1	2	-	2	2	-	-	2	2	-	13			15
		2015	-	-	-	2	1	1	1	3	-	1	-	-	9	-30.8%	▼	9
	General Civil - Level 2	2014	6	7	12	6	12	10	-	5	11	8	6	7	77			90
		2015	6	3	5	10	11	16	7	7	13	11	-	-	89	15.6%	▲	89
	General Civil - Level 3	2014	-	2	2	6	6	2	4	3	4	7	3	6	36			45
		2015	7	2	2	2	2	13	9	2	1	3	-	-	43	19.4%	▲	43
	Probates/Wills and Trusts - Level 2	2014	1	1	1	-	-	1	3	-	1	-	-	-	8			8
		2015	-	-	1	-	-	1	-	1	-	1	-	-	4	-50.0%	▼	4
Criminal	Protective Orders	2015	-	2	-	-	-	-	-	-	-	-	-	-	2			2
		2014	23	30	35	34	18	21	1	4	8	9	6	12	183			201
	Uncontested Divorce	2015	8	20	13	8	6	9	7	5	7	12	-	-	95	-48.1%	▼	95
		2014	57	63	44	46	37	50	54	37	48	45	46	42	481			569
	Misdemeanor	2015	42	74	33	41	61	40	50	43	30	49	-	-	463	-3.7%	▼	463
		2014	99	176	163	147	178	203	198	114	107	154	111	123	1,539			1,773
	Non-Capital Felonies and Related Matters	2015	156	143	161	177	137	124	174	79	80	110	-	-	1,341	-12.9%	▼	1,341
		2014	3	11	3	7	2	25	10	8	8	9	1	7	86			94
	Other Criminally Related Matters	2015	6	5	9	5	11	5	9	5	6	9	-	-	70	-18.6%	▼	70
		2014	43	36	39	40	34	22	32	27	32	44	23	19	349			391
	Miscellaneous	2015	31	26	37	35	35	39	45	30	41	40	-	-	359	2.9%	▲	359
		2014	2	1	-	3	3	3	1	2	2	2	2	2	19			23
	Other	2015	5	3	3	3	4	-	1	2	1	7	-	-	29	52.6%	▲	29

Court: Albemarle Circuit

Start/End Date: Jan-14 / Oct-15

2014 Average Month: 345

Jan-Oct 2014: 3,445

Filings Trending: Downward ▼

Circuit/Court ID: 16 216003


Type of Case: Filings

2015 Average Month:314

Jan-Oct 2015 : 3,144

Overall AVG. Month: 331

Monthly Filings Summary



Jan 2014-----Oct 2015

January --- October Filings

3,445

2014

3,144

2015

			Jan	Feb	Mar	Apr	May	Jun	Jul	Aug	Sep	Oct	Nov	Dec	Thru Oct	% Change	Trending	Total
2014			343	333	300	403	312	303	407	312	365	367	325	368	3,445			4,138
2015			320	308	336	381	312	296	308	290	335	258	-	-	3,144	-8.7%	▼	3,144

			Jan	Feb	Mar	Apr	May	Jun	Jul	Aug	Sep	Oct	Nov	Dec	Thru Oct	% Change	Trending	Total
Civil	Administrative Law	2014	-	-	-	-	-	-	-	-	1	-	-	1	1			2
		2015	-	-	1	1	-	1	-	-	1	-	-	-	4	300.0%	▲	4
	Contested Divorce	2014	3	6	6	5	4	4	7	10	6	5	6	4	56			66
		2015	9	7	7	3	4	10	5	3	7	8	-	-	63	12.5%	▲	63
	Domestic and Family - Level 1	2014	3	5	3	2	1	-	8	11	8	12	4	6	53			63
		2015	10	3	10	23	15	6	2	1	12	5	-	-	87	64.2%	▲	87
	Domestic and Family - Level 2	2014	2	4	5	6	-	4	4	4	3	1	2	6	33			41
		2015	6	2	4	4	7	4	6	2	6	7	-	-	48	45.5%	▲	48
	General Civil - Level 1	2014	-	-	-	1	2	3	5	2	1	3	5	1	17			23
		2015	-	1	4	2	5	-	3	2	4	1	-	-	22	29.4%	▲	22
	General Civil - Level 2	2014	27	40	23	39	45	40	74	53	44	26	55	44	411			510
		2015	34	46	35	35	40	23	23	33	23	16	-	-	308	-25.1%	▼	308
	General Civil - Level 3	2014	17	13	7	3	7	15	10	2	4	8	4	9	86			99
		2015	3	-	23	13	8	5	7	1	5	10	-	-	75	-12.8%	▼	75
	Probates/Wills and Trusts - Level 1	2014	1	-	-	-	-	-	-	-	-	-	1	-	1			2
		2015	-	-	-	-	-	-	-	1	1	-	-	-	2	100.0%	▲	2
	Probates/Wills and Trusts - Level 2	2014	1	3	-	3	1	2	3	2	4	6	3	4	25			32
		2015	5	7	3	2	3	4	2	3	6	2	-	-	37	48.0%	▲	37
	Protective Orders	2014	2	2	1	1	1	-	-	-	-	-	1	-	7			8
		2015	-	-	-	-	-	-	-	1	-	-	-	-	1	-85.7%	▼	1
	Uncontested Divorce	2014	10	20	22	15	13	21	17	13	17	22	20	15	170			205
		2015	21	10	17	18	6	12	16	17	19	7	-	-	143	-15.9%	▼	143
Criminal	Capital Murder	2014	-	-	-	1	-	-	-	-	-	-	-	-	1			1
		2015	-	-	-	1	-	-	-	-	-	-	-	-	1	0.0%	↔	1
	Misdemeanor	2014	13	31	14	18	12	10	17	21	24	21	15	35	181			231
		2015	9	22	10	10	14	20	11	17	29	16	-	-	158	-12.7%	▼	158
	Non-Capital Felonies and Related Matters	2014	86	53	50	118	102	93	68	51	70	80	48	66	771			885
		2015	83	71	42	116	61	51	53	55	79	56	-	-	667	-13.5%	▼	667
Other	Other Criminally Related Matters	2014	1	-	5	4	4	4	4	-	3	3	2	3	28			33
		2015	1	-	2	-	3	2	2	-	2	3	-	-	15	-46.4%	▼	15
	Miscellaneous	2014	175	154	162	181	117	104	181	137	174	174	150	171	1,559			1,880
		2015	135	135	172	148	138	154	174	148	138	124	-	-	1,466	-6.0%	▼	1,466
	Other	2014	2	2	2	6	3	3	9	6	6	6	9	3	45			57
		2015	4	4	6	5	8	4	4	6	3	3	-	-	47	4.4%	▲	47

Court: Culpeper Circuit

Start/End Date: Jan-14 / Oct-15

2014 Average Month: 203

Jan-Oct 2014: 2,051

Filings Trending: Steady ↔

Circuit/Court ID: 16 216047


Type of Case: Filings

2015 Average Month:202

Jan-Oct 2015 : 2,018

Overall AVG. Month: 202

Monthly Filings Summary



Jan 2014-----Oct 2015

January --- October Filings

2,051

2014

2,018

2015

	Jan	Feb	Mar	Apr	May	Jun	Jul	Aug	Sep	Oct	Nov	Dec	Thru Oct	% Change	Trending	Total
2014	183	205	195	217	183	224	165	220	188	271	146	239	2,051			2,436
2015	160	206	189	292	171	226	201	189	182	202	-	-	2,018	-1.6%	▼	2,018

			Jan	Feb	Mar	Apr	May	Jun	Jul	Aug	Sep	Oct	Nov	Dec	Thru Oct	% Change	Trending	Total
Civil	Administrative Law	2014	-	1	-	-	-	-	-	-	-	-	-	1	1			2
		2015	-	-	-	2	-	1	-	-	-	-	-	-	3	200.0%	▲	3
	Contested Divorce	2014	6	5	3	3	8	5	3	3	5	10	3	2	51			56
		2015	2	4	7	7	4	4	4	3	6	3	-	-	44	-13.7%	▼	44
	Domestic and Family - Level 1	2014	4	3	3	8	4	-	5	6	9	24	6	15	66			87
		2015	6	3	18	10	14	9	12	12	6	3	-	-	93	40.9%	▲	93
	Domestic and Family - Level 2	2014	-	1	6	5	4	5	2	2	6	1	-	7	32			39
		2015	4	2	3	8	2	6	1	3	2	2	-	-	33	3.1%	▲	33
	General Civil - Level 1	2014	-	-	1	-	1	-	-	-	-	1	1	1	3			5
		2015	-	-	-	-	-	-	1	-	-	1	-	-	2	-33.3%	▼	2
	General Civil - Level 2	2014	4	2	7	4	6	3	7	9	5	11	7	3	58			68
		2015	6	10	9	8	12	5	16	12	6	9	-	-	93	60.3%	▲	93
	General Civil - Level 3	2014	18	5	8	6	5	8	4	12	5	11	5	5	82			92
		2015	2	5	9	5	4	6	6	3	6	12	-	-	58	-29.3%	▼	58
	Probates/Wills and Trusts - Level 1	2014	-	-	1	-	-	1	-	-	-	-	1	-	2			3
		2015	-	-	-	-	-	-	1	-	-	-	-	-	1	-50.0%	▼	1
	Probates/Wills and Trusts - Level 2	2014	-	-	4	4	2	2	1	-	1	1	-	-	15			15
		2015	-	-	-	1	2	-	2	-	1	2	-	-	8	-46.7%	▼	8
Criminal	Uncontested Divorce	2014	12	12	9	8	11	9	10	13	11	12	6	8	107			121
		2015	10	14	16	12	9	12	8	6	7	8	-	-	102	-4.7%	▼	102
	Misdemeanor	2014	15	20	16	25	12	17	17	25	18	31	16	40	196			252
		2015	4	33	18	38	11	40	13	30	18	21	-	-	226	15.3%	▲	226
	Non-Capital Felonies and Related Matters	2014	41	57	37	53	63	95	46	56	49	87	44	72	584			700
		2015	47	59	35	139	34	55	53	37	56	52	-	-	567	-2.9%	▼	567
	Other Criminally Related Matters	2014	-	4	1	1	-	-	2	7	6	4	2	7	25			34
		2015	3	3	1	3	2	3	4	6	8	6	-	-	39	56.0%	▲	39
	Miscellaneous	2014	82	95	98	98	67	79	68	87	72	78	54	77	824			955
		2015	75	73	72	58	77	81	77	77	66	83	-	-	739	-10.3%	▼	739
Other	Other	2014	1	-	1	2	-	-	-	-	1	-	1	1	5			7
		2015	1	-	1	1	-	4	3	-	-	-	-	-	10	100.0%	▲	10

Court: Fluvanna Circuit

Start/End Date: Jan-14 / Oct-15

2014 Average Month: 108

Jan-Oct 2014: 1,053

Filings Trending: Downward ▼

Circuit/Court ID: 16 216065

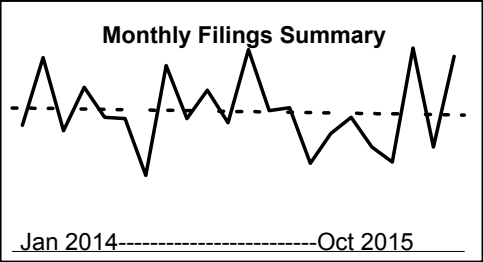
Type of Case: Filings

2015 Average Month:98

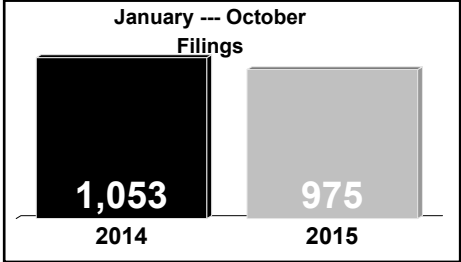
Jan-Oct 2015 : 975

Overall AVG. Month: 103

Monthly Filings Summary



January --- October Filings



	Jan	Feb	Mar	Apr	May	Jun	Jul	Aug	Sep	Oct	Nov	Dec	Thru Oct	% Change	Trending	Total
2014	93	143	89	121	99	98	56	137	98	119	95	149	1,053			1,297
2015	104	106	65	87	99	77	66	150	77	144	-	-	975	-7.4%	▼	975

			Jan	Feb	Mar	Apr	May	Jun	Jul	Aug	Sep	Oct	Nov	Dec	Thru Oct	% Change	Trending	Total
Civil	Administrative Law	2015	-	-	2	-	-	-	-	-	-	-	-	-	2			2
	Contested Divorce	2014	1	1	-	1	2	2	1	2	2	3	2	2	15			19
		2015	4	2	2	3	2	3	2	4	1	2	-	-	25	66.7%	▲	25
	Domestic and Family - Level 1	2014	4	1	1	-	5	8	1	15	1	1	9	1	37			47
		2015	4	5	-	4	2	8	2	-	3	4	-	-	32	-13.5%	▼	32
	Domestic and Family - Level 2	2014	2	1	1	1	13	2	-	3	2	2	-	-	27			27
		2015	-	-	1	5	2	1	-	2	2	1	-	-	14	-48.1%	▼	14
	General Civil - Level 1	2014	-	1	-	1	-	-	-	-	-	-	-	-	2			2
	General Civil - Level 2	2014	7	3	3	3	5	3	4	4	2	4	3	2	38			43
		2015	3	3	1	3	1	2	2	3	5	8	-	-	31	-18.4%	▼	31
	General Civil - Level 3	2014	1	2	4	2	1	1	1	-	2	3	1	1	17			19
		2015	1	1	2	3	8	1	1	2	1	3	-	-	23	35.3%	▲	23
	Probates/Wills and Trusts - Level 2	2014	1	-	-	1	-	1	-	-	1	1	-	-	5			5
		2015	-	1	1	-	-	-	-	-	2	1	-	-	5	0.0%	↔	5
Criminal	Protective Orders	2015	-	-	-	-	-	1	-	-	-	-	-	-	1			1
	Uncontested Divorce	2014	2	6	3	4	5	7	3	4	2	3	5	4	39			48
		2015	4	2	8	8	5	1	3	2	2	4	-	-	39	0.0%	↔	39
	Misdemeanor	2014	7	22	12	19	11	7	8	14	13	15	8	21	128			157
Criminal		2015	18	14	1	14	10	11	4	9	6	24	-	-	111	-13.3%	▼	111
	Non-Capital Felonies and Related Matters	2014	11	57	11	34	13	19	10	46	10	29	10	20	240			270
		2015	21	30	2	9	16	14	6	54	4	45	-	-	201	-16.3%	▼	201
	Other Criminally Related Matters	2014	5	3	-	6	6	7	2	4	14	13	2	7	60			69
Other		2015	10	3	2	4	1	1	3	11	1	1	-	-	37	-38.3%	▼	37
	Miscellaneous	2014	52	46	54	49	38	41	26	45	49	45	55	91	445			591
		2015	39	44	42	34	52	33	43	63	50	51	-	-	451	1.3%	▲	451
Other			2015	-	1	1	-	-	1	-	-	-	-	-	3			3

Court: Goochland Circuit

Start/End Date: Jan-14 / Oct-15

2014 Average Month: 78

Jan-Oct 2014: 771

Filings Trending: Upward ▲

Circuit/Court ID: 16 216075


Type of Case: Filings

2015 Average Month:84

Jan-Oct 2015 : 837

Overall AVG. Month: 80

Monthly Filings Summary



Jan 2014-----Oct 2015

January --- October Filings

771

2014

837

2015

	Jan	Feb	Mar	Apr	May	Jun	Jul	Aug	Sep	Oct	Nov	Dec	Thru Oct	% Change	Trending	Total
2014	69	103	57	78	82	87	68	74	80	73	60	100	771			931
2015	75	89	95	89	70	78	86	92	63	100	-	-	837	8.6%	▲	837

			Jan	Feb	Mar	Apr	May	Jun	Jul	Aug	Sep	Oct	Nov	Dec	Thru Oct	% Change	Trending	Total
Civil	Administrative Law	2015	-	1	-	2	-	-	-	-	-	-	-	-	3			3
	Contested Divorce	2014	1	2	-	1	2	1	2	-	1	1	1	-	11			12
		2015	-	-	2	2	2	6	1	1	1	6	-	-	21	90.9%	▲	21
	Domestic and Family - Level 1	2014	2	-	1	-	-	-	2	-	3	-	-	-	8			8
		2015	4	1	-	3	2	-	-	1	1	3	-	-	15	87.5%	▲	15
	Domestic and Family - Level 2	2014	1	2	1	-	2	-	-	-	1	1	2	-	8			10
		2015	-	2	1	-	-	-	2	1	1	1	-	-	8	0.0%	↔	8
	General Civil - Level 1	2015	1	-	-	-	-	-	1	-	-	-	-	-	2			2
	General Civil - Level 2	2014	2	-	2	6	5	2	6	2	4	4	2	1	33			36
		2015	6	2	10	2	-	3	5	5	8	3	-	-	44	33.3%	▲	44
	General Civil - Level 3	2014	2	-	-	-	1	2	2	1	2	1	2	1	11			14
		2015	3	3	3	2	2	1	3	1	1	10	-	-	29	163.6%	▲	29
	Probates/Wills and Trusts - Level 1	2014	-	-	-	-	-	-	1	-	-	-	-	-	1			1
		2015	-	1	-	-	-	-	-	-	-	-	-	-	1	0.0%	↔	1
	Probates/Wills and Trusts - Level 2	2014	-	-	-	-	-	1	1	1	1	-	1	-	4			5
		2015	1	-	2	1	-	1	-	-	-	-	-	-	5	25.0%	▲	5
Criminal	Uncontested Divorce	2014	4	5	4	3	3	-	1	5	2	3	2	5	30			37
		2015	-	6	4	2	3	6	3	2	3	2	-	-	31	3.3%	▲	31
	Misdemeanor	2014	3	16	9	8	16	17	12	16	5	6	6	24	108			138
		2015	10	9	15	7	6	13	14	5	1	6	-	-	86	-20.4%	▼	86
Criminal	Non-Capital Felonies and Related Matters	2014	1	32	1	18	7	20	7	19	15	8	4	27	128			159
		2015	6	5	7	17	8	5	9	22	3	9	-	-	91	-28.9%	▼	91
	Other Criminally Related Matters	2014	-	4	1	-	1	6	3	3	8	5	7	5	31			43
		2015	1	7	3	2	5	2	5	7	4	4	-	-	40	29.0%	▲	40
Other	Miscellaneous	2014	53	41	36	42	44	36	29	26	38	43	32	37	388			457
		2015	43	51	47	49	41	40	42	46	39	55	-	-	453	16.8%	▲	453
	Other	2014	-	1	2	-	1	2	2	1	-	1	1	-	10			11
		2015	-	1	1	-	1	1	1	1	1	1	-	-	8	-20.0%	▼	8

Court: Greene Circuit

Start/End Date: Jan-14 / Oct-15

2014 Average Month: 93

Jan-Oct 2014: 934

Filings Trending: Downward ▼

Circuit/Court ID: 16 216079

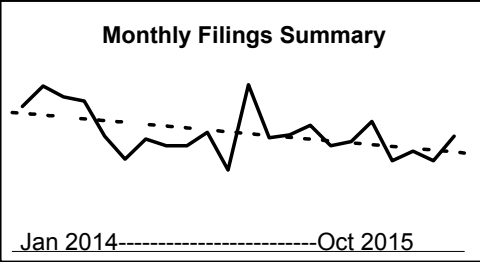
Type of Case: Filings

2015 Average Month:81

Jan-Oct 2015 : 811

Overall AVG. Month: 88

Monthly Filings Summary



January --- October Filings

934

2014

811

2015

	Jan	Feb	Mar	Apr	May	Jun	Jul	Aug	Sep	Oct	Nov	Dec	Thru Oct	% Change	Trending	Total
2014	107	122	114	111	85	68	83	78	78	88	60	123	934			1,117
2015	84	86	93	78	81	96	67	74	67	85	-	-	811	-13.2%	▼	811

			Jan	Feb	Mar	Apr	May	Jun	Jul	Aug	Sep	Oct	Nov	Dec	Thru Oct	% Change	Trending	Total
Civil	Administrative Law	2014	-	-	-	-	-	-	-	-	-	-	1	1	0			2
	Contested Divorce	2014	-	1	-	3	-	2	4	2	1	1	-	2	14	0.0%	↔	16
		2015	1	1	2	1	3	1	-	1	-	2	-	-	12	-14.3%	▼	12
	Domestic and Family - Level 1	2014	-	2	1	-	-	-	-	-	-	2	-	1	5			6
		2015	2	-	1	-	5	2	1	1	4	-	-	-	16	220.0%	▲	16
	Domestic and Family - Level 2	2014	2	2	1	-	-	-	-	-	-	-	2	1	5			8
		2015	1	-	2	-	-	-	1	-	-	1	-	-	5	0.0%	↔	5
	General Civil - Level 1	2015	-	1	-	-	-	-	-	-	-	-	-	-	1			1
	General Civil - Level 2	2014	2	1	1	3	2	2	4	1	1	-	5	1	17			23
		2015	5	2	4	1	-	6	1	1	2	3	-	-	25	47.1%	▲	25
	General Civil - Level 3	2014	1	-	1	-	8	-	-	-	2	1	-	2	13			15
		2015	-	2	2	1	8	2	-	1	2	-	-	-	18	38.5%	▲	18
	Probates/Wills and Trusts - Level 2	2014	1	-	-	1	-	-	-	-	3	-	-	-	5			5
		2015	-	-	2	-	-	2	-	1	2	-	-	-	7	40.0%	▲	7
Criminal	Uncontested Divorce	2014	4	3	-	5	2	3	4	4	2	2	5	7	29			41
		2015	3	4	6	2	5	1	3	3	-	1	-	-	28	-3.4%	▼	28
	Misdemeanor	2014	7	7	7	20	3	4	6	8	6	8	2	7	76			85
		2015	5	6	4	4	1	5	2	8	2	11	-	-	48	-36.8%	▼	48
Other	Non-Capital Felonies and Related Matters	2014	29	3	27	15	15	13	18	15	6	16	9	39	157			205
		2015	15	21	25	26	13	19	18	6	6	14	-	-	163	3.8%	▲	163
	Other Criminally Related Matters	2014	1	1	2	2	-	1	1	-	1	-	1	-	9			10
		2015	1	-	-	-	1	-	2	2	1	2	-	-	9	0.0%	↔	9
Other	Miscellaneous	2014	54	94	72	56	50	38	40	40	53	54	33	55	551			639
		2015	43	44	44	43	42	57	37	50	44	51	-	-	455	-17.4%	▼	455
	Other	2014	6	8	2	6	5	5	6	8	3	4	2	7	53			62
		2015	8	5	1	-	3	1	2	-	4	-	-	-	24	-54.7%	▼	24

Court: Louisa Circuit

Start/End Date: Jan-14 / Oct-15

2014 Average Month: 173

Jan-Oct 2014: 1,741

Filings Trending: Downward ▼

Circuit/Court ID: 16 216109


Type of Case: Filings

2015 Average Month:167

Jan-Oct 2015 : 1,672

Overall AVG. Month: 171

Monthly Filings Summary



Jan 2014-----Oct 2015

January --- October Filings

1,741

2014

1,672

2015

	Jan	Feb	Mar	Apr	May	Jun	Jul	Aug	Sep	Oct	Nov	Dec	Thru Oct	% Change	Trending	Total
2014	229	157	203	218	142	118	206	129	179	160	153	185	1,741			2,079
2015	178	184	159	179	145	155	156	143	252	121	-	-	1,672	-4.0%	▼	1,672

			Jan	Feb	Mar	Apr	May	Jun	Jul	Aug	Sep	Oct	Nov	Dec	Thru Oct	% Change	Trending	Total
Civil	Administrative Law	2014	-	-	-	-	-	1	-	-	1	-	-	-	2			2
		2015	1	-	1	-	1	-	2	-	-	-	-	-	5	150.0%	▲	5
	Contested Divorce	2014	1	9	1	4	2	1	1	4	3	1	3	4	27			34
		2015	2	-	3	4	3	2	5	4	2	1	-	-	26	-3.7%	▼	26
	Domestic and Family - Level 1	2014	-	5	-	1	-	-	4	4	2	4	-	1	20			21
		2015	-	8	-	3	-	2	1	11	-	3	-	-	28	40.0%	▲	28
	Domestic and Family - Level 2	2014	1	4	1	3	4	2	-	1	3	-	2	4	19			25
		2015	-	4	-	1	-	-	2	1	-	-	-	-	8	-57.9%	▼	8
	General Civil - Level 1	2014	-	1	-	-	1	-	-	-	-	-	-	1	2			3
		2015	3	1	-	1	-	-	-	-	-	-	-	-	5	150.0%	▲	5
	General Civil - Level 2	2014	11	5	3	4	3	11	5	7	8	1	5	3	58			66
		2015	7	5	3	6	2	6	7	8	7	7	-	-	58	0.0%	↔	58
	General Civil - Level 3	2014	2	5	1	2	2	3	2	7	2	2	2	1	28			31
		2015	2	2	2	8	7	4	5	2	2	7	-	-	41	46.4%	▲	41
	Probates/Wills and Trusts - Level 1	2014	-	-	-	-	-	-	1	1	-	1	-	-	3			3
		2015	-	1	-	-	-	-	-	-	-	1	-	-	2	-33.3%	▼	2
	Probates/Wills and Trusts - Level 2	2014	-	-	-	1	2	-	-	-	1	-	-	3	4			7
		2015	1	1	-	2	3	-	-	-	-	-	-	-	7	75.0%	▲	7
	Uncontested Divorce	2014	3	7	10	5	5	9	7	10	1	5	3	5	62			70
		2015	4	3	6	6	5	3	4	6	8	10	-	-	55	-11.3%	▼	55
Criminal	Misdemeanor	2014	30	12	16	22	9	8	25	6	19	22	11	11	169			191
		2015	25	20	21	17	21	24	27	8	15	15	-	-	193	14.2%	▲	193
	Non-Capital Felonies and Related Matters	2014	55	17	73	78	32	13	75	19	47	21	54	53	430			537
		2015	56	62	22	67	25	35	34	43	150	13	-	-	507	17.9%	▲	507
Other	Other Criminally Related Matters	2014	7	5	7	6	2	5	3	-	5	5	5	3	45			53
		2015	3	3	5	5	4	5	8	3	3	-	-	-	39	-13.3%	▼	39
	Miscellaneous	2014	94	71	77	76	62	41	64	61	74	69	49	84	689			822
		2015	54	52	75	44	53	50	40	42	60	56	-	-	526	-23.7%	▼	526
	Other	2014	25	16	14	16	18	24	19	9	13	29	19	12	183			214
		2015	20	22	21	15	21	24	21	15	5	8	-	-	172	-6.0%	▼	172

Court: Madison Circuit

Start/End Date: Jan-14 / Oct-15

2014 Average Month: 62

Jan-Oct 2014: 635

Filings Trending: Downward ▼

Circuit/Court ID: 16 216113

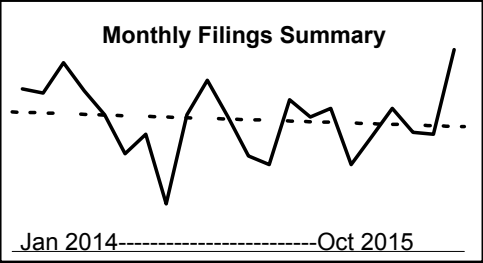
Type of Case: Filings

2015 Average Month:60

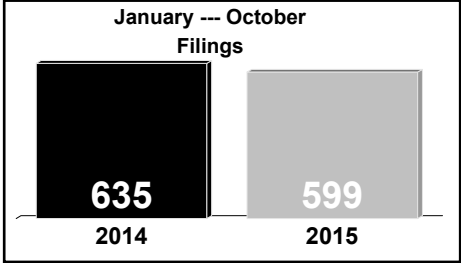
Jan-Oct 2015 : 599

Overall AVG. Month: 61

Monthly Filings Summary



January --- October Filings



			Jan	Feb	Mar	Apr	May	Jun	Jul	Aug	Sep	Oct	Nov	Dec	Thru Oct	% Change	Trending	Total
2014			75	73	87	74	63	45	54	22	63	79	62	44	635			741
2015			40	70	62	66	40	53	66	55	54	93	-	-	599	-5.7%	▼	599

			Jan	Feb	Mar	Apr	May	Jun	Jul	Aug	Sep	Oct	Nov	Dec	Thru Oct	% Change	Trending	Total
Civil	Contested Divorce	2014	1	3	-	2	-	1	2	2	-	-	1	2	11			14
		2015	-	1	1	4	2	1	-	-	-	1	-	-	10	-9.1%	▼	10
	Domestic and Family - Level 1	2014	-	-	-	-	-	2	-	1	-	4	2	2	7			11
		2015	-	2	2	4	-	6	1	3	-	2	-	-	20	185.7%	▲	20
	Domestic and Family - Level 2	2014	1	-	-	1	-	-	1	1	-	-	-	1	4			5
		2015	1	1	3	-	1	-	-	1	-	-	-	-	7	75.0%	▲	7
	General Civil - Level 1	2014	-	-	-	-	-	-	-	-	-	-	-	1	0			1
	General Civil - Level 2	2014	1	-	-	2	2	1	3	1	-	2	2	1	12	0.0%	↔	15
		2015	-	1	3	3	-	4	3	3	1	-	-	-	18	50.0%	▲	18
	General Civil - Level 3	2014	-	1	-	1	1	4	-	1	1	1	-	1	10			11
		2015	-	1	1	3	6	1	1	-	1	3	-	-	17	70.0%	▲	17
	Probates/Wills and Trusts	2014	-	-	-	-	-	-	-	-	-	-	-	1	0			1
Criminal	Probates/Wills and Trusts - Level 2	2014	-	-	-	1	-	-	-	1	-	1	-	-	3	0.0%	↔	3
		2015	-	-	-	-	1	-	-	2	-	-	-	-	3	0.0%	↔	3
	Uncontested Divorce	2014	1	2	-	5	4	2	4	-	5	1	1	-	24			25
		2015	1	1	2	4	1	-	4	-	-	1	-	-	14	-41.7%	▼	14
	Misdemeanor	2014	2	7	1	4	3	1	3	-	-	8	4	10	29			43
Other		2015	2	10	8	6	3	5	3	10	3	8	-	-	58	100.0%	▲	58
	Non-Capital Felonies and Related Matters	2014	11	11	27	8	17	6	4	6	6	23	20	6	119			145
		2015	2	9	3	12	5	14	5	7	3	30	-	-	90	-24.4%	▼	90
	Other Criminally Related Matters	2014	-	2	-	1	5	-	2	-	-	3	-	2	13			15
		2015	-	4	-	1	-	1	1	1	3	1	-	-	12	-7.7%	▼	12
Other	Miscellaneous	2014	50	31	50	42	27	22	30	7	38	28	25	14	325			364
		2015	26	25	23	23	16	14	31	15	34	35	-	-	242	-25.5%	▼	242
	Other	2014	8	16	9	7	4	6	5	2	13	8	7	3	78			88
			8	15	16	6	5	7	17	13	9	12	-	-	108	38.5%	▲	108

Court: Orange Circuit

Start/End Date: Jan-14 / Oct-15

2014 Average Month: 167

Jan-Oct 2014: 1,672

Filings Trending: Downward ▼

Circuit/Court ID: 16 216137


Type of Case: Filings

2015 Average Month:139

Jan-Oct 2015 : 1,385

Overall AVG. Month: 154

Monthly Filings Summary



Jan 2014-----Oct 2015

January --- October Filings

1,672

2014

1,385

2015

	Jan	Feb	Mar	Apr	May	Jun	Jul	Aug	Sep	Oct	Nov	Dec	Thru Oct	% Change	Trending	Total
2014	135	110	160	203	176	112	281	152	189	154	240	97	1,672			2,009
2015	140	97	211	130	187	101	160	86	177	96	-	-	1,385	-17.2%	▼	1,385

			Jan	Feb	Mar	Apr	May	Jun	Jul	Aug	Sep	Oct	Nov	Dec	Thru Oct	% Change	Trending	Total
Civil	Administrative Law	2014	-	1	1	1	-	-	-	-	-	-	-	-	3			3
		2015	-	1	-	-	1	-	-	-	-	-	-	-	2	-33.3%	▼	2
	Contested Divorce	2014	-	2	3	2	-	3	3	2	6	2	1	2	23			26
		2015	3	-	6	6	2	1	2	1	7	2	-	-	30	30.4%	▲	30
	Domestic and Family - Level 1	2014	2	4	-	4	1	2	1	3	-	3	-	-	20			20
		2015	4	4	1	5	-	1	5	-	4	-	-	-	24	20.0%	▲	24
	Domestic and Family - Level 2	2014	2	2	3	3	4	5	3	2	2	2	1	-	28			29
		2015	2	-	2	4	1	3	2	1	1	1	-	-	17	-39.3%	▼	17
	General Civil - Level 1	2014	-	-	-	1	-	-	2	-	-	-	-	-	3			3
		2015	-	-	-	-	-	-	1	1	-	-	-	-	2	-33.3%	▼	2
	General Civil - Level 2	2014	2	2	4	3	8	4	8	5	4	4	3	4	44			51
		2015	3	3	5	3	6	4	7	4	4	6	-	-	45	2.3%	▲	45
	General Civil - Level 3	2014	2	8	15	5	4	4	13	8	4	7	5	-	70			75
		2015	6	5	7	2	3	-	4	1	3	-	-	-	31	-55.7%	▼	31
Criminal	Probates/Wills and Trusts - Level 2	2014	1	-	1	-	2	-	-	2	1	1	1	-	8			9
		2015	-	-	-	1	-	1	-	1	-	1	-	-	4	-50.0%	▼	4
	Uncontested Divorce	2014	11	7	6	8	6	3	5	7	4	5	6	4	62			72
		2015	6	6	5	5	6	9	10	5	1	5	-	-	58	-6.5%	▼	58
	Misdemeanor	2014	7	3	8	11	20	7	24	3	25	19	39	2	127			168
		2015	13	1	24	11	22	4	22	8	30	2	-	-	137	7.9%	▲	137
	Non-Capital Felonies and Related Matters	2014	39	14	33	76	68	28	149	50	63	42	133	24	562			719
		2015	60	24	96	41	98	12	41	14	57	4	-	-	447	-20.5%	▼	447
	Other Criminally Related Matters	2014	3	-	-	4	1	1	8	1	8	4	2	5	30			37
		2015	-	3	3	-	5	-	12	-	5	2	-	-	30	0.0%	↔	30
Other	Miscellaneous	2014	64	67	85	85	61	50	63	65	69	60	47	54	669			770
		2015	43	48	60	51	42	61	53	48	61	65	-	-	532	-20.5%	▼	532
	Other	2014	2	-	1	-	1	5	2	4	3	5	2	2	23			27
		2015	-	2	2	1	1	5	1	2	4	8	-	-	26	13.0%	▲	26

Court: Charlottesville Circuit

Start/End Date: Jan-14 / Oct-15

2014 Average Month: 122

Jan-Oct 2014: 1,248

Filings Trending: Steady ↔

Circuit/Court ID: 16 216540


Type of Case: Filings

2015 Average Month:125

Jan-Oct 2015 : 1,249

Overall AVG. Month: 123

Monthly Filings Summary



Jan 2014-----Oct 2015

January --- October Filings

1,248

2014

1,249

2015

	Jan	Feb	Mar	Apr	May	Jun	Jul	Aug	Sep	Oct	Nov	Dec	Thru Oct	% Change	Trending	Total
2014	101	114	117	177	114	150	108	121	87	159	88	124	1,248			1,460
2015	114	131	121	137	111	133	137	128	109	128	-	-	1,249	0.1%	▲	1,249

			Jan	Feb	Mar	Apr	May	Jun	Jul	Aug	Sep	Oct	Nov	Dec	Thru Oct	% Change	Trending	Total	
Civil	Administrative Law	2014	-	1	-	-	1	-	-	1	-	-	-	-	3			3	
		2015	-	-	-	1	3	1	1	-	-	1	-	-	7	133.3%	▲	7	
	Contested Divorce	2014	1	2	1	2	-	3	1	1	-	2	1	1	2	13			16
		2015	2	-	3	3	-	1	3	1	1	1	1	-	-	15	15.4%	▲	15
	Domestic and Family - Level 1	2014	4	-	6	2	-	4	-	1	1	-	1	-	18			19	
		2015	4	3	2	4	1	6	2	-	2	4	-	-	28	55.6%	▲	28	
	Domestic and Family - Level 2	2014	1	3	3	1	1	2	5	-	2	2	3	5	20			28	
		2015	3	2	1	1	1	2	1	3	1	3	-	-	18	-10.0%	▼	18	
	General Civil - Level 1	2014	-	-	2	-	1	-	-	2	1	1	1	-	7			8	
		2015	1	1	-	-	-	-	3	2	-	1	-	-	8	14.3%	▲	8	
	General Civil - Level 2	2014	11	7	11	11	7	5	11	8	11	11	11	11	8	93			112
		2015	8	15	13	8	9	5	4	4	8	13	-	-	87	-6.5%	▼	87	
	General Civil - Level 3	2014	6	12	4	6	4	4	8	4	4	9	9	4	7	66			77
		2015	4	5	4	4	4	5	4	4	4	2	8	-	-	44	-33.3%	▼	44
	Probates/Wills and Trusts	2015	1	-	-	-	-	-	-	-	-	-	1	-	-	2			2
Probates/Wills and Trusts - Level 2	2014	-	-	1	1	2	1	-	-	1	-	-	-	2	6			8	
	2015	-	2	1	-	-	6	-	1	-	-	-	-	-	10	66.7%	▲	10	
Uncontested Divorce	2014	1	-	1	1	2	2	5	2	1	4	3	3	19			25		
	2015	2	1	7	5	2	4	4	8	5	1	-	-	39	105.3%	▲	39		
Criminal	Capital Murder	2015	-	-	-	-	-	1	-	-	-	-	-	-	1			1	
	Misdemeanor	2014	16	8	7	20	17	12	9	12	17	33	12	19	151			182	
		2015	15	22	4	14	16	27	18	18	14	7	-	-	155	2.6%	▲	155	
	Non-Capital Felonies and Related Matters	2014	40	62	53	105	51	90	50	71	25	71	36	50	618			704	
		2015	46	54	64	76	51	52	61	53	45	64	-	-	566	-8.4%	▼	566	
Other	Other Criminally Related Matters	2014	3	1	3	5	5	2	4	1	1	2	4	5	27			36	
		2015	3	3	2	1	2	3	6	6	2	6	-	-	34	25.9%	▲	34	
	Miscellaneous	2014	18	18	25	23	23	25	15	18	16	25	12	23	206			241	
		2015	25	23	20	20	22	20	29	28	29	18	-	-	234	13.6%	▲	234	
	Other	2014	-	-	-	-	-	-	-	1	-	-	-	-	1			1	
		2015	-	-	-	-	-	-	1	-	-	-	-	1	0.0%	↔	1		

Court: Arlington Circuit

Start/End Date: Jan-14 / Oct-15

2014 Average Month: 752

Jan-Oct 2014: 7,595

Filings Trending: Steady ↔

Circuit/Court ID: 17 217013

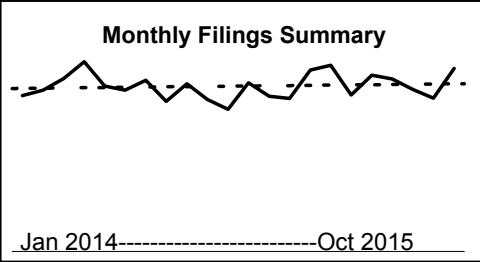
Type of Case: Filings

2015 Average Month:774

Jan-Oct 2015 : 7,744

Overall AVG. Month: 762

Monthly Filings Summary



January --- October Filings

7,595

2014

7,744

2015

	Jan	Feb	Mar	Apr	May	Jun	Jul	Aug	Sep	Oct	Nov	Dec	Thru Oct	% Change	Trending	Total
2014	718	744	797	875	763	743	789	692	773	701	656	777	7,595			9,028
2015	716	706	837	859	721	813	795	746	707	844	-	-	7,744	2.0%	▲	7,744

			Jan	Feb	Mar	Apr	May	Jun	Jul	Aug	Sep	Oct	Nov	Dec	Thru Oct	% Change	Trending	Total
Civil	Administrative Law	2014	-	1	-	2	-	1	1	-	-	-	1	1	5			7
		2015	1	-	2	-	-	2	1	1	-	1	-	-	8	60.0%	▲	8
	Contested Divorce	2014	10	11	15	9	10	13	11	8	10	13	8	7	110			125
		2015	17	12	20	35	18	26	24	16	20	19	-	-	207	88.2%	▲	207
	Domestic and Family - Level 1	2014	2	6	2	5	6	4	9	6	16	14	7	6	70			83
		2015	8	11	6	11	7	4	5	22	15	3	-	-	92	31.4%	▲	92
	Domestic and Family - Level 2	2014	5	8	6	7	8	10	2	5	9	10	10	7	70			87
		2015	6	8	6	7	5	10	2	6	4	6	-	-	60	-14.3%	▼	60
	General Civil - Level 1	2014	2	1	-	-	3	1	1	2	1	2	-	2	13			15
		2015	1	2	4	2	2	2	2	1	3	2	-	-	21	61.5%	▲	21
	General Civil - Level 2	2014	36	38	32	47	31	34	33	28	42	45	25	38	366			429
		2015	39	23	39	34	43	41	36	38	35	35	-	-	363	-0.8%	▼	363
	General Civil - Level 3	2014	10	7	12	8	9	21	14	8	8	12	7	10	109			126
		2015	9	9	17	10	15	7	14	12	8	16	-	-	117	7.3%	▲	117
	Probates/Wills and Trusts - Level 1	2014	2	4	2	2	-	3	3	1	2	1	-	3	20			23
		2015	-	-	2	2	6	2	4	3	2	2	-	-	23	15.0%	▲	23
	Probates/Wills and Trusts - Level 2	2014	10	6	7	9	9	13	8	9	6	10	9	5	87			101
		2015	8	5	11	13	9	7	5	8	7	9	-	-	82	-5.7%	▼	82
	Protective Orders	2014	-	1	2	-	-	-	-	-	-	-	-	-	3			3
	Uncontested Divorce	2014	28	29	45	31	25	23	22	27	31	25	21	33	286			340
		2015	26	16	27	29	17	26	25	27	25	32	-	-	250	-12.6%	▼	250
Criminal	Misdemeanor	2014	50	74	70	72	91	41	46	70	58	35	57	50	607			714
		2015	45	51	71	60	56	53	40	43	38	56	-	-	513	-15.5%	▼	513
	Non-Capital Felonies and Related Matters	2014	202	219	275	290	254	210	236	215	206	184	225	209	2,291			2,725
		2015	187	193	238	298	220	253	256	242	212	282	-	-	2,381	3.9%	▲	2,381
	Other Criminally Related Matters	2014	72	80	27	54	41	49	131	38	97	68	44	119	657			820
Other	Miscellaneous	2015	86	50	114	43	66	47	38	59	37	78	-	-	618	-5.9%	▼	618
		2014	159	144	169	158	143	144	153	159	155	156	137	125	1,540			1,802
	Other	2015	159	150	130	159	129	144	165	160	155	159	-	-	1,510	-1.9%	▼	1,510
		2014	130	115	133	181	133	176	119	116	132	126	105	162	1,361			1,628
		2015	124	176	150	156	128	189	178	108	146	144	-	-	1,499	10.1%	▲	1,499

Court: Fauquier Circuit

Start/End Date: Jan-14 / Oct-15

2014 Average Month: 300

Jan-Oct 2014: 3,066

Filings Trending: Downward ▼

Circuit/Court ID: 20 220061

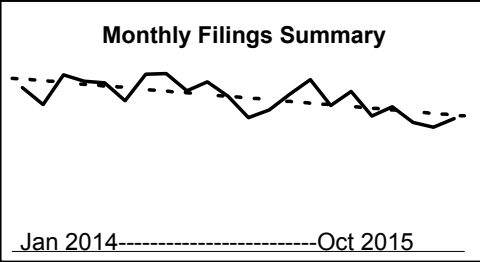
Type of Case: Filings

2015 Average Month:266

Jan-Oct 2015 : 2,661

Overall AVG. Month: 285

Monthly Filings Summary



Jan 2014-----Oct 2015

January --- October Filings

3,066

2,661

2014

2015

	Jan	Feb	Mar	Apr	May	Jun	Jul	Aug	Sep	Oct	Nov	Dec	Thru Oct	% Change	Trending	Total
2014	302	271	326	314	311	278	327	328	296	313	286	247	3,066			3,599
2015	261	290	317	269	295	250	267	238	229	245	-	-	2,661	-13.2%	▼	2,661

			Jan	Feb	Mar	Apr	May	Jun	Jul	Aug	Sep	Oct	Nov	Dec	Thru Oct	% Change	Trending	Total
Civil	Administrative Law	2014	1	-	1	-	1	-	1	1	-	-	-	-	5			5
		2015	-	1	-	-	-	-	-	2	-	-	-	-	3	-40.0%	▼	3
	Contested Divorce	2014	9	6	7	7	9	3	11	3	2	6	3	7	63			73
		2015	3	5	7	2	4	2	2	4	7	1	-	-	37	-41.3%	▼	37
	Domestic and Family - Level 1	2014	1	2	3	8	2	4	2	3	3	2	2	1	30			33
		2015	3	3	-	-	5	7	8	1	2	5	-	-	34	13.3%	▲	34
	Domestic and Family - Level 2	2014	2	2	1	1	3	1	4	2	1	1	5	4	18			27
		2015	2	2	4	3	2	2	3	2	3	-	-	-	23	27.8%	▲	23
	General Civil - Level 1	2014	-	2	-	2	1	1	-	1	1	-	2	-	8			10
		2015	1	-	2	2	1	1	-	2	-	1	-	-	10	25.0%	▲	10
	General Civil - Level 2	2014	12	5	9	17	17	17	10	10	13	11	6	10	121			137
		2015	7	15	20	11	14	13	12	10	11	11	-	-	124	2.5%	▲	124
	General Civil - Level 3	2014	2	5	9	3	6	5	8	10	4	9	4	4	61			69
		2015	1	3	1	7	4	3	3	4	1	2	-	-	29	-52.5%	▼	29
	Probates/Wills and Trusts - Level 1	2014	-	1	-	1	-	-	-	-	-	-	-	-	2			2
		2015	-	-	1	1	-	-	-	-	-	-	-	-	2	0.0%	↔	2
	Probates/Wills and Trusts - Level 2	2014	-	1	1	2	1	-	1	2	-	3	-	1	11			12
		2015	2	4	-	5	1	2	-	-	-	2	-	-	16	45.5%	▲	16
	Protective Orders	2014	1	-	-	-	1	-	1	2	-	1	-	1	6			7
		2015	1	1	1	-	-	1	2	1	1	1	-	-	9	50.0%	▲	9
	Uncontested Divorce	2014	9	13	16	10	17	9	11	13	15	9	11	12	122			145
		2015	8	13	11	8	15	12	15	9	10	12	-	-	113	-7.4%	▼	113
Criminal	Misdemeanor	2014	16	25	27	26	24	16	31	15	19	24	43	31	223			297
		2015	14	22	17	14	33	17	19	13	11	23	-	-	183	-17.9%	▼	183
	Non-Capital Felonies and Related Matters	2014	67	56	62	53	83	65	91	127	75	54	84	44	733			861
		2015	85	53	80	65	67	24	52	39	39	46	-	-	550	-25.0%	▼	550
	Other Criminally Related Matters	2014	3	4	8	7	8	4	8	6	5	10	3	2	63			68
		2015	7	1	4	2	5	4	5	3	2	7	-	-	40	-36.5%	▼	40
Other	Miscellaneous	2014	149	111	151	133	107	100	102	85	107	141	101	104	1,186			1,391
		2015	102	129	130	108	109	108	106	116	102	104	-	-	1,114	-6.1%	▼	1,114
	Other	2014	30	38	31	44	31	53	46	48	51	42	22	26	414			462
		2015	25	38	39	41	35	54	40	32	40	30	-	-	374	-9.7%	▼	374

Court: Loudoun Circuit

Start/End Date: Jan-14 / Oct-15

2014 Average Month: 808

Jan-Oct 2014: 8,264

Filings Trending: Steady ↔

Circuit/Court ID: 20 220107

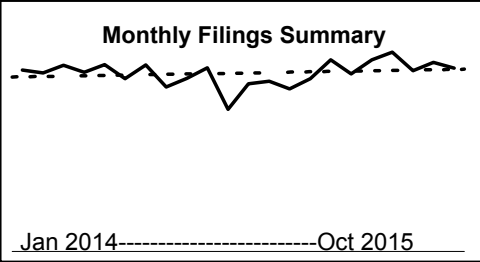
Type of Case: Filings

2015 Average Month:839

Jan-Oct 2015 : 8,385

Overall AVG. Month: 822

Monthly Filings Summary



January --- October Filings

8,264

8,385

2014

2015

			Jan	Feb	Mar	Apr	May	Jun	Jul	Aug	Sep	Oct	Nov	Dec	Thru Oct	% Change	Trending	Total
2014			837	823	858	826	862	796	860	758	798	846	655	773	8,264			9,692
2015			785	749	797	883	818	884	919	833	872	845	-	-	8,385	1.5%	▲	8,385

			Jan	Feb	Mar	Apr	May	Jun	Jul	Aug	Sep	Oct	Nov	Dec	Thru Oct	% Change	Trending	Total
Civil	Administrative Law	2014	2	1	-	1	-	1	2	2	2	4	1	2	15			18
		2015	6	2	2	3	-	4	6	6	1	3	-	-	33	120.0%	▲	33
	Contested Divorce	2014	24	20	25	22	28	26	16	15	14	17	14	25	207			246
		2015	14	27	18	24	18	20	29	18	21	25	-	-	214	3.4%	▲	214
	Domestic and Family - Level 1	2014	17	9	28	9	7	23	7	5	6	12	6	11	123			140
		2015	34	23	28	19	30	17	21	9	31	18	-	-	230	87.0%	▲	230
	Domestic and Family - Level 2	2014	11	8	13	20	18	16	14	15	9	19	5	10	143			158
		2015	13	5	12	15	14	16	14	10	7	13	-	-	119	-16.8%	▼	119
	General Civil - Level 1	2014	2	3	2	2	2	1	2	4	4	-	-	1	22			23
		2015	-	2	2	3	4	-	1	4	2	1	-	-	19	-13.6%	▼	19
	General Civil - Level 2	2014	51	38	37	56	56	48	39	32	42	50	38	51	449			538
		2015	23	46	48	57	53	48	50	42	42	44	-	-	453	0.9%	▲	453
	General Civil - Level 3	2014	28	20	19	38	32	32	23	23	31	28	18	24	274			316
		2015	20	25	34	32	24	31	28	21	27	32	-	-	274	0.0%	↔	274
	Probates/Wills and Trusts - Level 1	2014	-	-	-	-	-	1	-	-	1	-	-	-	2			2
		2015	-	-	-	-	1	-	1	-	2	-	-	-	4	100.0%	▲	4
	Probates/Wills and Trusts - Level 2	2014	5	4	11	5	9	6	6	13	12	9	10	9	80			99
		2015	7	7	8	12	7	11	10	11	8	10	-	-	91	13.8%	▲	91
	Uncontested Divorce	2014	56	44	64	63	68	49	67	42	61	62	54	52	576			682
		2015	59	45	64	57	63	55	70	63	68	52	-	-	596	3.5%	▲	596
Criminal	Capital Murder	2015	-	5	-	-	-	-	-	-	-	-	-	-	5			5
	Misdemeanor	2014	46	45	57	30	69	50	70	50	38	56	41	54	511			606
		2015	39	41	37	55	36	42	45	44	45	52	-	-	436	-14.7%	▼	436
	Non-Capital Felonies and Related Matters	2014	86	157	77	106	149	100	166	103	139	119	130	127	1,202			1,459
		2015	119	101	111	132	121	154	155	121	140	134	-	-	1,288	7.2%	▲	1,288
	Other Criminally Related Matters	2014	19	17	34	44	39	41	30	47	40	58	46	31	369			446
		2015	29	34	31	43	50	32	41	53	55	51	-	-	419	13.6%	▲	419
Other	Miscellaneous	2014	465	403	465	410	378	355	412	405	399	412	291	374	4,104			4,769
		2015	399	377	363	406	375	412	446	429	423	409	-	-	4,039	-1.6%	▼	4,039
	Other	2014	25	54	26	20	7	47	6	2	-	-	1	2	187			190
		2015	23	9	39	25	22	42	2	2	-	1	-	-	165	-11.8%	▼	165

Court: Rappahannock Circuit

Start/End Date: Jan-14 / Oct-15

2014 Average Month: 36

Jan-Oct 2014: 377

Filings Trending: Downward ▼

Circuit/Court ID: 20 220157


Type of Case: Filings

2015 Average Month:33

Jan-Oct 2015 : 334

Overall AVG. Month: 35

Monthly Filings Summary



Jan 2014-----Oct 2015

January --- October Filings

377

2014

334

2015

	Jan	Feb	Mar	Apr	May	Jun	Jul	Aug	Sep	Oct	Nov	Dec	Thru Oct	% Change	Trending	Total
2014	50	31	45	38	23	49	28	31	40	42	24	33	377			434
2015	31	29	45	29	38	37	39	21	35	30	-	-	334	-11.4%	▼	334

			Jan	Feb	Mar	Apr	May	Jun	Jul	Aug	Sep	Oct	Nov	Dec	Thru Oct	% Change	Trending	Total
Civil	Contested Divorce	2014	-	-	-	-	-	-	-	-	-	1	-	-	1			1
		2015	-	1	-	-	1	1	-	-	-	1	-	-	4	300.0%	▲	4
	Domestic and Family - Level 1	2014	-	-	-	-	-	1	1	1	-	-	-	-	3			3
		2015	-	-	-	1	1	-	-	4	-	-	-	-	6	100.0%	▲	6
	Domestic and Family - Level 2	2014	-	-	-	-	1	1	1	-	-	-	-	3	3			6
		2015	-	-	-	-	3	1	-	-	-	-	-	-	4	33.3%	▲	4
	General Civil - Level 1	2014	-	-	-	-	-	-	-	-	-	-	1	1	0			2
	General Civil - Level 2	2014	1	-	-	2	2	-	1	2	-	3	-	-	11	0.0%	↔	11
		2015	-	-	6	2	-	2	-	1	3	1	-	-	15	36.4%	▲	15
	General Civil - Level 3	2014	2	-	-	2	-	-	-	-	-	-	-	1	4			5
Criminal		2015	1	-	-	1	1	1	-	-	2	1	-	-	7	75.0%	▲	7
	Probates/Wills and Trusts	2015	1	-	-	-	-	1	1	-	-	-	-	-	3			3
	Uncontested Divorce	2014	1	-	1	1	-	1	3	1	-	1	2	1	9			12
		2015	1	4	1	1	3	3	-	1	4	-	-	-	18	100.0%	▲	18
	Misdemeanor	2014	3	3	3	5	-	8	1	2	2	2	5	3	29			37
		2015	4	2	2	2	-	3	7	-	3	3	-	-	26	-10.3%	▼	26
	Non-Capital Felonies and Related Matters	2014	8	1	9	1	5	-	2	2	15	11	3	4	54			61
		2015	8	2	11	5	12	-	10	1	2	3	-	-	54	0.0%	↔	54
	Other Criminally Related Matters	2014	-	1	-	-	-	3	-	-	1	-	-	2	5			7
		2015	-	-	1	-	1	-	2	-	-	-	-	-	4	-20.0%	▼	4
Other	Miscellaneous	2014	15	18	19	19	8	19	15	14	10	19	10	18	156			184
		2015	10	13	14	12	9	14	12	12	15	21	-	-	132	-15.4%	▼	132
	Other	2014	20	8	13	8	7	16	4	9	12	5	3	-	102			105
		2015	6	7	10	5	7	11	7	2	6	-	-	-	61	-40.2%	▼	61

Court: Henry Circuit

Start/End Date: Jan-14 / Oct-15

2014 Average Month: 319

Jan-Oct 2014: 3,224

Filings Trending: Downward ▼

Circuit/Court ID: 21 221089


Type of Case: Filings

2015 Average Month:311

Jan-Oct 2015 : 3,108

Overall AVG. Month: 315

Monthly Filings Summary



Jan 2014-----Oct 2015

January --- October Filings

3,224

2014

3,108

2015

	Jan	Feb	Mar	Apr	May	Jun	Jul	Aug	Sep	Oct	Nov	Dec	Thru Oct	% Change	Trending	Total
2014	380	249	413	358	347	328	348	218	330	253	315	284	3,224			3,823
2015	364	294	408	320	290	287	281	239	327	298	-	-	3,108	-3.6%	▼	3,108

			Jan	Feb	Mar	Apr	May	Jun	Jul	Aug	Sep	Oct	Nov	Dec	Thru Oct	% Change	Trending	Total
Civil	Administrative Law	2014	-	2	-	-	1	-	1	-	-	-	-	-	4			4
		2015	-	-	-	1	-	-	-	-	-	-	-	-	1	-75.0%	▼	1
	Contested Divorce	2014	1	6	7	4	5	6	8	9	7	7	6	4	60			70
		2015	7	8	9	9	8	9	13	8	11	5	-	-	87	45.0%	▲	87
	Domestic and Family - Level 1	2014	13	1	5	6	4	4	5	10	7	1	1	14	56			71
		2015	2	6	5	1	1	4	6	4	4	1	-	-	34	-39.3%	▼	34
	Domestic and Family - Level 2	2014	1	1	-	2	3	1	2	3	3	1	2	2	17			21
		2015	-	3	1	-	-	3	1	1	2	-	-	-	11	-35.3%	▼	11
	General Civil - Level 1	2014	2	-	-	-	-	-	-	1	-	-	-	1	3			4
		2015	-	-	1	1	2	-	-	-	-	-	-	-	4	33.3%	▲	4
	General Civil - Level 2	2014	6	2	7	6	4	4	4	16	7	5	5	5	61			71
		2015	9	4	6	8	8	1	3	7	5	17	-	-	68	11.5%	▲	68
	General Civil - Level 3	2014	6	4	17	9	2	-	5	2	1	7	7	1	53			61
		2015	1	7	9	6	8	1	2	5	5	7	-	-	51	-3.8%	▼	51
	Probates/Wills and Trusts - Level 1	2014	1	-	-	-	-	-	-	-	-	-	-	-	1			1
		2015	-	-	1	1	1	-	-	-	-	-	-	-	3	200.0%	▲	3
	Probates/Wills and Trusts - Level 2	2014	1	2	3	1	1	-	-	2	2	1	-	2	13			15
		2015	1	1	3	1	3	1	5	2	2	4	-	-	23	76.9%	▲	23
Criminal	Uncontested Divorce	2014	16	14	23	12	10	13	18	19	8	14	14	15	147			176
		2015	9	30	23	15	16	17	19	14	10	13	-	-	166	12.9%	▲	166
	Misdemeanor	2014	36	39	35	54	46	44	53	30	28	41	55	37	406			498
		2015	46	18	65	38	34	39	32	47	35	43	-	-	397	-2.2%	▼	397
	Non-Capital Felonies and Related Matters	2014	139	56	122	72	175	66	132	52	166	59	92	59	1,039			1,190
		2015	147	58	138	105	114	42	75	90	85	64	-	-	918	-11.6%	▼	918
	Other Criminally Related Matters	2014	11	1	7	8	3	9	5	3	6	4	11	14	57			82
		2015	2	7	16	1	8	7	5	8	6	12	-	-	72	26.3%	▲	72
	Miscellaneous	2014	133	99	122	112	82	104	93	50	69	82	22	98	946			1,066
		2015	126	115	90	116	63	60	84	41	124	88	-	-	907	-4.1%	▼	907
Other	Other	2014	14	22	65	72	11	77	22	21	26	31	100	32	361			493
		2015	14	37	41	17	24	103	36	12	38	44	-	-	366	1.4%	▲	366

Court: Patrick Circuit

Start/End Date: Jan-14 / Oct-15

2014 Average Month: 139

Jan-Oct 2014: 1,419

Filings Trending: Downward ▼

Circuit/Court ID: 21 221141


Type of Case: Filings

2015 Average Month:114

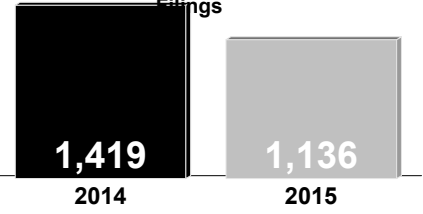
Jan-Oct 2015 : 1,136

Overall AVG. Month: 127

Monthly Filings Summary



January --- October Filings



	Jan	Feb	Mar	Apr	May	Jun	Jul	Aug	Sep	Oct	Nov	Dec	Thru Oct	% Change	Trending	Total
2014	161	97	191	182	87	73	131	121	225	151	101	146	1,419			1,666
2015	62	146	141	98	119	115	77	116	93	169	-	-	1,136	-19.9%	▼	1,136

			Jan	Feb	Mar	Apr	May	Jun	Jul	Aug	Sep	Oct	Nov	Dec	Thru Oct	% Change	Trending	Total
Civil	Administrative Law	2014	-	-	-	-	-	-	-	-	-	1	-	-	1			1
		2015	-	-	-	1	-	-	-	-	-	-	-	-	1	0.0%	↔	1
	Contested Divorce	2014	-	3	3	5	2	4	-	3	2	1	1	2	23			26
		2015	2	-	1	3	-	3	1	1	2	3	-	-	16	-30.4%	▼	16
	Domestic and Family - Level 1	2014	-	2	-	10	6	2	-	-	-	-	3	3	20			26
		2015	2	5	1	-	1	1	2	-	1	2	-	-	15	-25.0%	▼	15
	Domestic and Family - Level 2	2014	-	-	-	1	-	1	-	2	-	-	-	1	4			5
		2015	-	1	-	2	1	1	-	-	-	-	-	-	5	25.0%	▲	5
	General Civil - Level 1	2014	-	-	-	-	-	-	-	-	-	1	-	1	1			2
		2015	1	-	-	1	-	-	2	-	-	-	-	-	4	300.0%	▲	4
	General Civil - Level 2	2014	1	-	-	3	2	2	-	4	-	-	1	5	12			18
		2015	4	1	-	4	-	2	1	1	2	2	-	-	17	41.7%	▲	17
	General Civil - Level 3	2014	1	-	-	2	3	-	-	2	1	4	3	2	13			18
		2015	6	4	2	1	-	3	2	3	3	1	-	-	25	92.3%	▲	25
	Probates/Wills and Trusts - Level 2	2014	-	-	-	-	-	-	-	1	-	1	-	-	2			2
		2015	-	-	-	-	-	-	1	-	-	2	-	-	3	50.0%	▲	3
	Protective Orders	2014	-	-	-	-	-	-	-	2	-	-	-	-	2			2
		2015	-	-	-	1	-	-	-	-	-	-	-	-	1	-50.0%	▼	1
	Uncontested Divorce	2014	2	7	9	2	2	3	5	3	5	7	4	1	45			50
		2015	8	9	8	9	4	7	8	4	5	6	-	-	68	51.1%	▲	68
Criminal	Misdemeanor	2014	36	14	29	27	9	14	18	15	9	28	14	11	199			224
		2015	4	11	33	20	18	11	14	7	17	29	-	-	164	-17.6%	▼	164
	Non-Capital Felonies and Related Matters	2014	48	32	116	54	33	42	50	18	151	37	25	57	581			663
		2015	16	45	41	14	36	33	16	15	48	47	-	-	311	-46.5%	▼	311
Oth	Other Criminally Related Matters	2014	19	7	-	21	-	-	22	10	-	27	9	-	106			115
		2015	11	8	-	10	14	-	23	1	-	30	-	-	97	-8.5%	▼	97
	Miscellaneous	2014	54	32	34	57	30	5	36	61	57	44	41	63	410			514
		2015	8	62	55	32	45	54	7	84	15	47	-	-	409	-0.2%	▼	409

Court: Martinsville Circuit

Start/End Date: Jan-14 / Oct-15

2014 Average Month: 105

Jan-Oct 2014: 1,019

Filings Trending: Upward ▲

Circuit/Court ID: 21 221690


Type of Case: Filings

2015 Average Month:149

Jan-Oct 2015 : 1,485

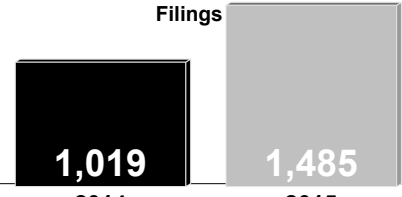
Overall AVG. Month: 125

Monthly Filings Summary



Jan 2014-----Oct 2015

January --- October Filings



1,019 1,485

2014 2015


	Jan	Feb	Mar	Apr	May	Jun	Jul	Aug	Sep	Oct	Nov	Dec	Thru Oct	% Change	Trending	Total
2014	104	82	126	83	104	112	89	78	107	134	163	78	1,019			1,260
2015	130	116	117	172	223	131	256	102	105	133	-	-	1,485	45.7%	▲	1,485

			Jan	Feb	Mar	Apr	May	Jun	Jul	Aug	Sep	Oct	Nov	Dec	Thru Oct	% Change	Trending	Total
Civil	Administrative Law	2014	-	-	-	1	-	-	-	1	-	-	-	-	2			2
		2015	-	-	-	-	-	-	1	-	-	-	-	-	1	-50.0%	▼	1
	Contested Divorce	2014	1	-	1	1	2	-	2	1	-	1	-	2	9			11
		2015	-	1	3	3	3	3	3	3	-	3	-	-	22	144.4%	▲	22
	Domestic and Family - Level 1	2014	-	-	-	1	-	-	2	1	-	13	1	-	17			18
		2015	-	1	2	1	-	6	-	-	-	8	-	-	18	5.9%	▲	18
	Domestic and Family - Level 2	2014	-	-	-	-	-	-	-	-	-	-	2	-	0			2
		2015	-	1	-	-	-	-	-	-	-	2	-	-	3	0.0%	↔	3
	General Civil - Level 1	2014	-	-	-	-	1	-	-	-	1	-	-	-	2			2
		2015	3	-	2	-	-	-	1	-	1	-	-	-	7	250.0%	▲	7
	General Civil - Level 2	2014	2	1	9	1	3	2	1	1	6	1	1	5	27			33
		2015	3	1	1	4	2	1	2	2	7	1	-	-	24	-11.1%	▼	24
	General Civil - Level 3	2014	5	2	3	2	1	1	2	1	-	1	1	1	18			20
		2015	1	2	1	1	-	1	-	1	-	4	-	-	11	-38.9%	▼	11
Criminal	Probates/Wills and Trusts - Level 2	2014	1	1	-	1	-	-	1	-	-	-	1	-	4			5
		2015	1	-	-	1	1	2	2	-	1	-	-	-	8	100.0%	▲	8
	Uncontested Divorce	2014	-	2	3	3	1	3	1	1	1	1	3	1	16			20
		2015	5	8	11	11	5	3	10	3	2	9	-	-	67	318.8%	▲	67
	Misdemeanor	2014	20	8	8	20	15	26	6	12	31	30	34	14	176			224
		2015	23	12	17	27	22	18	100	29	19	27	-	-	294	67.0%	▲	294
	Non-Capital Felonies and Related Matters	2014	38	40	55	20	50	42	47	37	34	55	81	31	418			530
		2015	55	67	32	83	167	67	96	29	48	52	-	-	696	66.5%	▲	696
	Other Criminally Related Matters	2014	4	2	6	7	4	13	1	3	6	11	14	7	57			78
		2015	8	4	19	11	3	3	5	2	5	2	-	-	62	8.8%	▲	62
Other	Miscellaneous	2014	16	19	23	16	21	15	15	16	16	11	19	14	168			201
		2015	13	11	14	9	11	16	26	19	13	18	-	-	150	-10.7%	▼	150
	Other	2014	17	7	18	10	6	10	11	4	12	10	6	3	105			114
		2015	18	8	15	21	9	11	10	14	9	7	-	-	122	16.2%	▲	122

Court: Franklin County Circuit
Start/End Date: Jan-14 / Oct-15
2014 Average Month: 285
Jan-Oct 2014: 2,814
Filings Trending: Upward ▲

Circuit/Court ID: 22 222067
Type of Case: Filings
2015 Average Month:305
Jan-Oct 2015 : 3,047
Overall AVG. Month: 294

Monthly Filings Summary



Jan 2014-----Oct 2015

January --- October Filings

2,814

3,047

2014

2015

	Jan	Feb	Mar	Apr	May	Jun	Jul	Aug	Sep	Oct	Nov	Dec	Thru Oct	% Change	Trending	Total
2014	289	250	353	290	295	198	313	251	301	274	230	381	2,814			3,425
2015	286	219	418	308	355	268	239	327	370	257	-	-	3,047	8.3%	▲	3,047

			Jan	Feb	Mar	Apr	May	Jun	Jul	Aug	Sep	Oct	Nov	Dec	Thru Oct	% Change	Trending	Total
Civil	Administrative Law	2014	1	-	2	-	-	1	-	-	-	-	-	-	4			4
		2015	-	-	2	-	-	-	-	-	-	-	-	-	2	-50.0%	▼	2
	Contested Divorce	2014	4	18	7	9	6	5	8	8	5	3	7	8	73			88
		2015	9	3	11	6	4	10	4	4	8	7	-	-	66	-9.6%	▼	66
	Domestic and Family - Level 1	2014	17	7	5	2	6	3	9	1	11	8	9	12	69			90
		2015	12	10	13	8	6	10	5	17	15	8	-	-	104	50.7%	▲	104
	Domestic and Family - Level 2	2014	2	1	4	1	4	4	4	1	4	2	1	2	27			30
		2015	1	-	2	3	4	1	2	3	-	3	-	-	19	-29.6%	▼	19
	General Civil - Level 1	2014	1	-	1	-	1	1	-	-	-	-	-	-	4			4
		2015	-	-	1	-	1	-	-	-	-	-	-	-	2	-50.0%	▼	2
	General Civil - Level 2	2014	10	8	13	5	13	6	8	9	11	8	9	3	91			103
		2015	4	9	5	7	10	10	6	12	6	4	-	-	73	-19.8%	▼	73
	General Civil - Level 3	2014	16	6	4	6	5	14	13	11	5	6	7	6	86			99
		2015	3	5	3	3	12	10	12	11	15	8	-	-	82	-4.7%	▼	82
	Probates/Wills and Trusts - Level 1	2014	-	-	-	-	-	-	-	-	-	2	-	-	2			2
		2015	-	-	-	1	1	1	-	-	1	-	-	-	4	100.0%	▲	4
	Probates/Wills and Trusts - Level 2	2014	1	1	2	-	-	1	1	3	2	3	4	2	14			20
		2015	-	-	3	1	-	1	1	1	2	2	-	-	11	-21.4%	▼	11
Criminal	Uncontested Divorce	2014	11	15	17	21	16	11	22	9	18	14	14	13	154			181
		2015	9	17	17	15	20	10	12	17	17	11	-	-	145	-5.8%	▼	145
	Capital Murder	2015	-	2	-	-	-	-	-	-	-	-	-	-	2			2
	Misdemeanor	2014	31	22	61	46	71	24	22	88	62	46	54	101	473			628
		2015	33	30	91	51	74	19	35	45	48	27	-	-	453	-4.2%	▼	453
	Non-Capital Felonies and Related Matters	2014	58	60	109	97	84	62	122	65	80	87	48	161	824			1,033
		2015	112	56	153	100	140	128	62	96	119	76	-	-	1,042	26.5%	▲	1,042
	Other Criminally Related Matters	2014	3	3	2	4	5	2	2	2	2	1	4	5	26			35
		2015	1	3	5	1	3	1	10	7	4	7	-	-	42	61.5%	▲	42
Other	Miscellaneous	2014	131	109	126	98	82	63	101	54	100	92	72	68	956			1,096
		2015	102	84	111	110	78	66	90	114	134	103	-	-	992	3.8%	▲	992
	Other	2014	3	-	-	1	2	1	1	-	1	2	1	-	11			12
		2015	-	-	1	2	2	1	-	-	1	1	-	-	8	-27.3%	▼	8

Court: Pittsylvania Circuit

Start/End Date: Jan-14 / Oct-15

2014 Average Month: 288

Jan-Oct 2014: 2,939

Filings Trending: Upward ▲

Circuit/Court ID: 22 222143

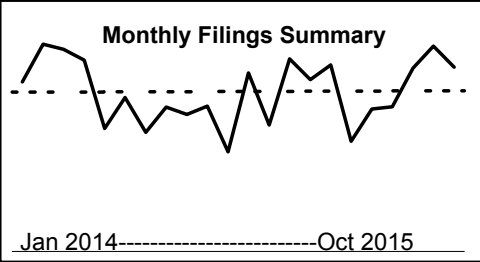
Type of Case: Filings

2015 Average Month:304

Jan-Oct 2015 : 3,039

Overall AVG. Month: 295

Monthly Filings Summary



January --- October Filings

2,939

3,039

2014

2015

			Jan	Feb	Mar	Apr	May	Jun	Jul	Aug	Sep	Oct	Nov	Dec	Thru Oct	% Change	Trending	Total
2014			313	382	373	353	227	284	220	266	253	268	184	329	2,939			3,452
2015			233	355	317	344	203	263	267	338	379	340	-	-	3,039	3.4%	▲	3,039

			Jan	Feb	Mar	Apr	May	Jun	Jul	Aug	Sep	Oct	Nov	Dec	Thru Oct	% Change	Trending	Total
Civil	Administrative Law	2014	-	1	-	-	-	-	-	1	2	-	-	-	4			4
		2015	-	-	-	-	1	-	-	1	-	1	-	-	3	-25.0%	▼	3
	Contested Divorce	2014	4	7	7	6	10	13	8	4	6	7	4	8	72			84
		2015	2	9	4	4	12	2	4	11	6	3	-	-	57	-20.8%	▼	57
	Domestic and Family - Level 1	2014	23	6	21	2	2	15	11	33	1	3	7	7	117			131
		2015	2	5	16	2	1	6	4	15	29	9	-	-	89	-23.9%	▼	89
	Domestic and Family - Level 2	2014	1	3	4	1	-	2	5	1	4	3	1	1	24			26
		2015	1	1	-	2	-	-	5	2	-	9	-	-	20	-16.7%	▼	20
	General Civil - Level 1	2014	1	-	-	1	-	-	-	1	-	-	-	1	3			4
		2015	-	1	1	-	-	-	-	-	1	2	-	-	5	66.7%	▲	5
	General Civil - Level 2	2014	7	6	3	7	5	2	8	7	2	4	3	-	51			54
		2015	4	12	6	8	6	4	7	2	6	7	-	-	62	21.6%	▲	62
	General Civil - Level 3	2014	4	12	3	1	3	2	2	1	5	1	4	1	34			39
		2015	-	19	5	2	-	9	8	8	10	1	-	-	62	82.4%	▲	62
	Probates/Wills and Trusts - Level 1	2014	1	-	-	-	-	-	-	-	-	-	-	-	1			1
		2015	-	-	-	-	-	-	-	-	1	-	-	-	1	0.0%	↔	1
	Probates/Wills and Trusts - Level 2	2014	-	2	-	-	2	3	2	1	1	2	1	-	13			14
		2015	-	1	3	1	1	2	2	3	-	1	-	-	14	7.7%	▲	14
	Uncontested Divorce	2014	12	17	16	19	18	16	10	14	19	16	7	10	157			174
		2015	10	17	13	15	8	16	19	18	17	8	-	-	141	-10.2%	▼	141
Criminal	Misdemeanor	2014	14	25	21	31	9	30	16	26	13	17	14	40	202			256
		2015	13	42	18	48	16	31	19	33	31	39	-	-	290	43.6%	▲	290
	Non-Capital Felonies and Related Matters	2014	34	111	77	118	32	98	39	64	63	78	45	109	714			868
		2015	53	103	79	124	34	69	58	79	83	77	-	-	759	6.3%	▲	759
	Other Criminally Related Matters	2014	-	2	2	3	1	2	4	4	3	1	6	5	22			33
		2015	8	3	6	5	10	1	5	6	2	6	-	-	52	136.4%	▲	52
Other	Miscellaneous	2014	181	163	190	140	124	72	94	84	108	104	82	121	1,260			1,463
		2015	112	102	138	102	91	92	112	134	167	153	-	-	1,203	-4.5%	▼	1,203
	Other	2014	31	27	29	24	21	29	21	25	26	32	10	26	265			301
			2015	28	40	28	31	23	31	24	26	24	-	-	281	6.0%	▲	281

Court: Danville Circuit

Start/End Date: Jan-14 / Oct-15

2014 Average Month: 357

Jan-Oct 2014: 3,793

Filings Trending: Downward ▼

Circuit/Court ID: 22 222590


Type of Case: Filings

2015 Average Month: 329

Jan-Oct 2015 : 3,293

Overall AVG. Month: 344

Monthly Filings Summary



Jan 2014-----Oct 2015

January --- October Filings

3,793

2014

3,293

2015

	Jan	Feb	Mar	Apr	May	Jun	Jul	Aug	Sep	Oct	Nov	Dec	Thru Oct	% Change	Trending	Total
2014	455	338	478	407	248	461	273	452	266	415	232	253	3,793			4,278
2015	232	264	376	405	259	366	273	501	219	398	-	-	3,293	-13.2%	▼	3,293

			Jan	Feb	Mar	Apr	May	Jun	Jul	Aug	Sep	Oct	Nov	Dec	Thru Oct	% Change	Trending	Total
Civil	Administrative Law	2014	-	-	1	-	-	-	2	-	2	-	1	-	5			6
		2015	-	-	-	-	-	-	-	-	2	1	-	-	3	-40.0%	▼	3
	Contested Divorce	2014	4	2	7	4	6	1	2	1	4	4	2	2	35			39
		2015	3	4	9	2	3	3	6	1	2	1	-	-	34	-2.9%	▼	34
	Domestic and Family - Level 1	2014	3	15	2	8	6	8	2	9	6	2	5	2	61			68
		2015	5	5	5	10	8	8	5	18	5	10	-	-	79	29.5%	▲	79
	Domestic and Family - Level 2	2014	6	3	4	6	2	2	3	-	3	3	1	1	32			34
		2015	3	1	3	3	9	6	3	3	5	3	-	-	39	21.9%	▲	39
	General Civil - Level 1	2014	-	-	1	1	-	-	1	1	-	-	-	-	4			4
		2015	1	-	-	1	1	-	1	1	-	-	-	-	5	25.0%	▲	5
	General Civil - Level 2	2014	5	5	6	5	10	4	6	2	13	1	6	3	57			66
		2015	4	5	3	5	3	8	4	4	3	11	-	-	50	-12.3%	▼	50
	General Civil - Level 3	2014	6	3	2	5	3	7	8	16	14	9	7	1	73			81
		2015	7	7	2	2	6	5	10	12	6	7	-	-	64	-12.3%	▼	64
	Probates/Wills and Trusts	2015	-	-	-	-	1	-	-	-	-	-	-	-	1			1
	Probates/Wills and Trusts - Level 2	2014	1	-	1	1	-	1	1	-	-	-	-	-	5			5
		2015	2	-	3	1	3	1	2	-	1	1	-	-	14	180.0%	▲	14
	Protective Orders	2014	-	-	-	-	1	-	-	-	-	-	-	-	1			1
		2015	1	-	-	-	-	1	2	-	1	1	-	-	6	500.0%	▲	6
	Uncontested Divorce	2014	6	11	14	10	10	8	6	8	7	4	5	3	84			92
		2015	7	10	9	15	7	6	10	10	8	8	-	-	90	7.1%	▲	90
Criminal	Capital Murder	2014	1	-	-	-	-	-	-	-	-	1	1	-	2			3
	Misdemeanor	2014	67	97	88	144	48	128	49	111	56	132	65	73	920			1,058
		2015	41	85	58	140	34	160	54	114	35	109	-	-	830	-9.8%	▼	830
	Non-Capital Felonies and Related Matters	2014	290	113	268	169	121	234	134	262	124	206	110	123	1,921			2,154
		2015	111	92	217	172	148	121	121	278	90	181	-	-	1,531	-20.3%	▼	1,531
	Other Criminally Related Matters	2014	7	11	8	7	10	10	10	9	1	8	9	4	81			94
2015		6	2	8	10	1	7	7	16	4	4	-	-	65	-19.8%	▼	65	
Other	Miscellaneous	2014	59	78	76	47	31	58	49	33	36	45	20	39	512			571
		2015	41	53	59	44	35	40	48	41	58	62	-	-	481	-6.1%	▼	481
	Other	2014	-	-	-	-	-	-	-	-	-	-	-	2	0			2
	2015	-	-	-	-	-	-	-	-	1	-	-	-	1	0.0%	↔	1	

Court: Roanoke County Circuit

Start/End Date: Jan-14 / Oct-15

2014 Average Month: 382

Jan-Oct 2014: 3,940

Filings Trending: Downward ▼

Circuit/Court ID: 23 223161


Type of Case: Filings

2015 Average Month:370

Jan-Oct 2015 : 3,698

Overall AVG. Month: 377

Monthly Filings Summary



Jan 2014-----Oct 2015

January --- October Filings

3,940

2014

3,698

2015

	Jan	Feb	Mar	Apr	May	Jun	Jul	Aug	Sep	Oct	Nov	Dec	Thru Oct	% Change	Trending	Total
2014	376	427	382	395	356	408	360	425	331	480	308	339	3,940			4,587
2015	365	321	327	385	342	378	400	429	365	386	-	-	3,698	-6.1%	▼	3,698

			Jan	Feb	Mar	Apr	May	Jun	Jul	Aug	Sep	Oct	Nov	Dec	Thru Oct	% Change	Trending	Total
Civil	Administrative Law	2014	-	1	-	1	-	1	1	1	-	1	-	-	6			6
		2015	-	1	1	-	-	1	1	1	2	-	-	-	7	16.7%	▲	7
	Contested Divorce	2014	9	10	11	12	10	8	7	8	17	8	6	10	100			116
		2015	10	4	12	7	10	10	8	13	6	8	-	-	88	-12.0%	▼	88
	Domestic and Family - Level 1	2014	10	20	6	8	14	12	9	16	11	8	8	10	114			132
		2015	9	3	26	15	13	5	5	6	20	12	-	-	114	0.0%	↔	114
	Domestic and Family - Level 2	2014	3	3	5	4	2	5	6	5	3	6	2	1	42			45
		2015	3	3	7	7	4	8	2	2	1	4	-	-	41	-2.4%	▼	41
	General Civil - Level 1	2014	2	-	1	1	-	-	-	-	-	-	-	-	4			4
		2015	-	1	-	-	-	1	1	3	1	2	-	-	9	125.0%	▲	9
	General Civil - Level 2	2014	11	6	9	7	10	14	16	11	7	13	13	5	104			122
		2015	11	10	16	11	14	11	13	13	12	5	-	-	116	11.5%	▲	116
	General Civil - Level 3	2014	11	5	7	5	24	6	8	5	5	8	5	13	84			102
		2015	16	7	4	3	10	6	5	5	7	6	-	-	69	-17.9%	▼	69
	Probates/Wills and Trusts - Level 1	2014	-	1	1	-	-	-	-	1	-	1	-	1	4			5
		2015	2	-	-	1	1	-	-	-	-	-	-	-	4	0.0%	↔	4
	Probates/Wills and Trusts - Level 2	2014	1	8	3	5	15	5	5	5	8	7	3	5	62			70
		2015	9	6	7	2	13	1	3	4	3	3	-	-	51	-17.7%	▼	51
	Protective Orders	2015	-	-	-	-	-	-	1	-	-	-	-	-	1			1
	Uncontested Divorce	2014	22	21	22	29	16	30	33	18	27	19	21	17	237			275
		2015	19	23	26	20	20	27	23	15	24	18	-	-	215	-9.3%	▼	215
Criminal	Capital Murder	2014	-	-	-	-	-	-	-	-	1	-	-	-	1			1
	Misdemeanor	2014	27	30	31	36	35	29	31	43	29	44	32	28	335			395
		2015	9	17	19	43	35	45	29	49	30	21	-	-	297	-11.3%	▼	297
	Non-Capital Felonies and Related Matters	2014	61	125	79	121	91	151	108	138	86	187	94	106	1,147			1,347
		2015	86	104	65	131	86	140	119	160	83	125	-	-	1,099	-4.2%	▼	1,099
	Other Criminally Related Matters	2014	8	11	7	8	10	8	10	17	14	9	11	6	102			119
		2015	4	4	9	9	15	18	17	13	10	8	-	-	107	4.9%	▲	107
Other	Miscellaneous	2014	210	183	198	156	129	139	126	157	122	166	112	136	1,586			1,834
		2015	186	137	135	136	121	103	171	145	166	173	-	-	1,473	-7.1%	▼	1,473
	Other	2014	1	3	2	2	-	-	-	-	1	3	1	1	12			14
		2015	1	1	-	-	-	2	2	-	-	1	-	-	7	-41.7%	▼	7

Court: Roanoke Circuit

Start/End Date: Jan-14 / Oct-15

2014 Average Month: 442

Jan-Oct 2014: 4,608

Filings Trending: Downward ▼

Circuit/Court ID: 23 223770


Type of Case: Filings

2015 Average Month: 429

Jan-Oct 2015 : 4,291

Overall AVG. Month: 436

Monthly Filings Summary



Jan 2014-----Oct 2015

January --- October Filings

4,608

2014

4,291

2015

			Jan	Feb	Mar	Apr	May	Jun	Jul	Aug	Sep	Oct	Nov	Dec	Thru Oct	% Change	Trending	Total
2014			522	402	497	459	439	452	513	412	485	427	291	409	4,608			5,308
2015			418	402	452	411	383	434	466	395	482	448	-	-	4,291	-6.9%	▼	4,291

			Jan	Feb	Mar	Apr	May	Jun	Jul	Aug	Sep	Oct	Nov	Dec	Thru Oct	% Change	Trending	Total
Civil	Administrative Law	2014	-	1	1	-	-	1	-	-	1	1	-	1	5			6
		2015	-	-	-	1	1	-	2	-	1	1	-	-	6	20.0%	▲	6
	Contested Divorce	2014	12	6	15	14	11	13	8	11	15	11	11	10	116			137
		2015	9	9	17	14	11	13	15	13	12	10	-	-	123	6.0%	▲	123
	Domestic and Family - Level 1	2014	25	16	15	25	17	15	25	9	7	13	11	9	167			187
		2015	2	11	9	25	11	18	11	5	45	24	-	-	161	-3.6%	▼	161
	Domestic and Family - Level 2	2014	1	5	5	2	3	3	4	4	10	3	4	3	40			47
		2015	5	2	4	2	3	3	-	3	2	2	-	-	26	-35.0%	▼	26
	General Civil - Level 1	2014	8	7	4	6	10	5	3	6	13	5	2	2	67			71
		2015	5	6	5	5	6	3	2	1	3	8	-	-	44	-34.3%	▼	44
	General Civil - Level 2	2014	19	23	34	24	35	13	24	26	26	18	13	17	242			272
		2015	29	12	20	14	24	26	26	20	16	24	-	-	211	-12.8%	▼	211
	General Civil - Level 3	2014	14	7	13	15	6	13	10	11	9	17	9	22	115			146
		2015	6	6	8	7	13	3	11	10	11	10	-	-	85	-26.1%	▼	85
	Probates/Wills and Trusts - Level 1	2014	-	-	-	1	-	-	-	-	-	-	-	-	1			1
		2015	-	1	-	1	-	1	1	-	1	-	-	-	5	400.0%	▲	5
	Probates/Wills and Trusts - Level 2	2014	4	2	1	4	4	1	3	3	4	4	1	4	30			35
		2015	-	7	2	3	4	4	4	2	3	2	-	-	31	3.3%	▲	31
Criminal	Uncontested Divorce	2014	26	20	33	25	23	27	29	26	25	20	21	16	254			291
		2015	27	19	41	26	25	32	39	27	27	27	-	-	290	14.2%	▲	290
	Misdemeanor	2014	44	24	48	40	31	40	53	32	36	36	32	42	384			458
		2015	30	27	21	26	22	45	29	21	26	31	-	-	278	-27.6%	▼	278
	Non-Capital Felonies and Related Matters	2014	180	164	189	160	180	182	211	158	190	198	93	153	1,812			2,058
		2015	150	162	191	147	124	173	161	163	165	166	-	-	1,602	-11.6%	▼	1,602
	Other Criminally Related Matters	2014	27	16	7	34	14	30	22	15	30	21	14	21	216			251
		2015	19	9	11	18	16	23	18	15	24	10	-	-	163	-24.5%	▼	163
	Miscellaneous	2014	156	109	128	108	96	102	117	109	117	78	72	106	1,120			1,298
		2015	131	129	120	122	118	85	118	112	145	131	-	-	1,211	8.1%	▲	1,211
Other	Other	2014	6	2	4	1	9	7	4	2	2	2	8	3	39			50
		2015	5	2	3	-	5	5	29	3	1	2	-	-	55	41.0%	▲	55

Court: Salem Circuit

Start/End Date: Jan-14 / Oct-15

2014 Average Month: 124

Jan-Oct 2014: 1,205

Filings Trending: Downward ▼

Circuit/Court ID: 23 223775

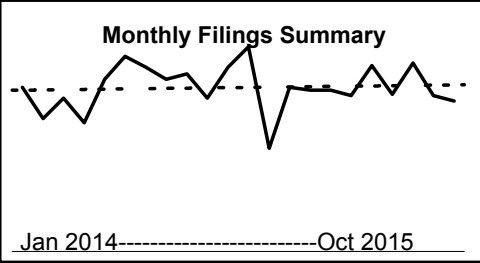
Type of Case: Filings

2015 Average Month:117

Jan-Oct 2015 : 1,168

Overall AVG. Month: 121

Monthly Filings Summary



January --- October Filings

1,205

2014

1,168

2015

	Jan	Feb	Mar	Apr	May	Jun	Jul	Aug	Sep	Oct	Nov	Dec	Thru Oct	% Change	Trending	Total
2014	121	98	113	95	127	144	136	127	131	113	136	151	1,205			1,492
2015	76	121	119	119	115	137	116	139	115	111	-	-	1,168	-3.1%	▼	1,168

			Jan	Feb	Mar	Apr	May	Jun	Jul	Aug	Sep	Oct	Nov	Dec	Thru Oct	% Change	Trending	Total
Civil	Administrative Law	2014	-	-	-	-	-	-	-	-	-	1	-	-	1			1
	Contested Divorce	2014	3	1	1	4	2	10	14	4	9	4	7	6	52			65
		2015	5	10	2	1	3	10	9	11	6	2	-	-	59	13.5%	▲	59
	Domestic and Family - Lev	2015	-	-	-	1	-	-	-	-	-	-	-	-	1			1
	Domestic and Family - Level 2	2014	1	-	-	-	-	-	1	1	-	1	-	3	4			7
		2015	-	1	3	3	1	-	-	-	-	-	-	-	8	100.0%	▲	8
	General Civil - Level 1	2014	-	2	-	2	-	-	-	2	-	-	-	2	6			8
		2015	2	-	1	-	-	-	2	-	1	-	-	-	6	0.0%	↔	6
	General Civil - Level 2	2014	7	9	3	4	7	3	7	5	8	8	5	5	61			71
		2015	4	6	2	10	2	6	3	5	12	6	-	-	56	-8.2%	▼	56
	General Civil - Level 3	2014	1	1	-	2	1	3	1	2	5	6	-	2	22			24
		2015	-	1	1	2	1	3	3	2	2	-	-	-	15	-31.8%	▼	15
	Probates/Wills and Trusts - Level 2	2014	-	-	2	3	5	-	-	2	1	-	2	-	13			15
		2015	-	1	2	2	2	1	1	-	1	-	-	-	10	-23.1%	▼	10
Criminal	Uncontested Divorce	2014	1	8	4	10	4	5	7	13	5	6	3	5	63			71
		2015	1	4	6	11	2	6	5	5	6	1	-	-	47	-25.4%	▼	47
	Misdemeanor	2014	6	1	12	6	12	3	9	14	17	9	6	7	89			102
		2015	1	6	10	7	14	9	2	7	3	9	-	-	68	-23.6%	▼	68
Other	Non-Capital Felonies and Related Matters	2014	55	26	49	28	60	87	62	41	48	44	69	51	500			620
		2015	19	48	41	42	63	78	68	62	39	44	-	-	504	0.8%	▲	504
	Other Criminally Related Matters	2014	1	-	4	6	1	1	1	3	1	1	3	-	19			22
		2015	3	2	-	1	2	2	2	7	1	2	-	-	22	15.8%	▲	22
Other	Miscellaneous	2014	46	50	38	30	35	32	34	40	37	33	41	68	375			484
		2015	41	42	51	39	25	22	21	40	44	47	-	-	372	-0.8%	▼	372
Other		2014	-	-	-	-	-	-	-	-	-	-	-	2	0			2

Court: Amherst Circuit

Start/End Date: Jan-14 / Oct-15

2014 Average Month: 176

Jan-Oct 2014: 1,828

Filings Trending: Downward ▼

Circuit/Court ID: 24 224009


Type of Case: Filings

2015 Average Month:170

Jan-Oct 2015 : 1,697

Overall AVG. Month: 173

Monthly Filings Summary



Jan 2014-----Oct 2015

January --- October Filings

1,828

2014

1,697

2015

	Jan	Feb	Mar	Apr	May	Jun	Jul	Aug	Sep	Oct	Nov	Dec	Thru Oct	% Change	Trending	Total
2014	174	200	198	163	221	174	111	264	156	167	92	189	1,828			2,109
2015	133	164	141	227	111	188	154	174	109	296	-	-	1,697	-7.2%	▼	1,697

			Jan	Feb	Mar	Apr	May	Jun	Jul	Aug	Sep	Oct	Nov	Dec	Thru Oct	% Change	Trending	Total
Civil	Administrative Law	2015	-	-	-	-	1	-	-	-	1	-	-	-	2			2
	Contested Divorce	2014	3	3	1	5	6	4	5	3	3	4	2	1	37			40
		2015	3	2	3	3	4	6	4	3	1	-	-	-	29	-21.6%	▼	29
	Domestic and Family - Level 1	2014	-	2	1	4	1	-	1	1	-	-	-	-	10			10
		2015	-	-	-	-	1	-	-	-	3	5	-	-	9	-10.0%	▼	9
	Domestic and Family - Level 2	2014	-	-	-	-	1	1	1	-	2	1	-	-	6			6
		2015	1	1	-	2	1	-	-	-	-	-	-	-	5	-16.7%	▼	5
	General Civil - Level 1	2014	1	1	-	-	-	1	-	-	-	-	-	1	3			4
		2015	1	-	-	-	1	-	-	1	-	-	-	-	3	0.0%	↔	3
	General Civil - Level 2	2014	7	2	4	2	6	5	2	3	2	4	4	1	37			42
		2015	2	4	9	6	5	4	5	5	5	5	-	-	50	35.1%	▲	50
	General Civil - Level 3	2014	13	2	4	3	-	2	9	2	-	3	4	1	38			43
		2015	7	2	1	3	1	-	2	-	2	3	-	-	21	-44.7%	▼	21
	Probates/Wills and Trusts - Level 1	2014	-	2	-	-	-	-	-	-	-	-	-	1	2			3
		2015	-	1	-	1	-	-	2	-	-	-	-	-	4	100.0%	▲	4
	Probates/Wills and Trusts - Level 2	2014	-	-	-	4	2	-	-	1	1	-	-	1	8			9
		2015	5	1	2	-	1	-	1	1	-	-	-	-	11	37.5%	▲	11
Criminal	Uncontested Divorce	2014	8	3	8	11	3	5	5	3	9	2	3	11	57			71
		2015	4	4	6	6	8	3	5	5	2	8	-	-	51	-10.5%	▼	51
	Misdemeanor	2014	10	11	10	11	18	17	2	31	13	13	5	31	136			172
		2015	8	12	6	32	6	29	15	24	5	23	-	-	160	17.6%	▲	160
	Non-Capital Felonies and Related Matters	2014	13	68	56	41	99	67	20	136	57	61	18	67	618			703
		2015	30	62	14	93	18	71	23	59	31	185	-	-	586	-5.2%	▼	586
Other	Other Criminally Related Matters	2014	3	5	3	3	7	1	3	7	2	4	1	6	38			45
		2015	1	3	1	4	2	4	4	2	2	2	-	-	25	-34.2%	▼	25
	Miscellaneous	2014	92	85	94	69	61	53	51	58	54	59	37	46	676			759
		2015	55	53	78	59	41	47	65	54	48	55	-	-	555	-17.9%	▼	555
	Other	2014	24	16	17	10	17	18	12	19	13	16	18	22	162			202
		2015	16	19	21	18	21	24	28	20	9	10	-	-	186	14.8%	▲	186

Court: Bedford Circuit

Start/End Date: Jan-14 / Oct-15

2014 Average Month: 295

Jan-Oct 2014: 2,962

Filings Trending: Steady ↔

Circuit/Court ID: 24 224019

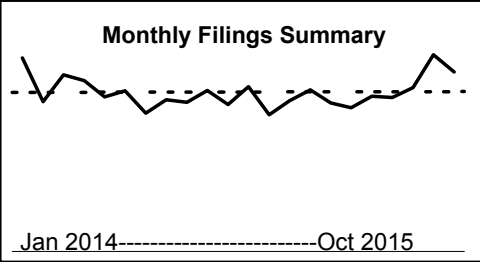
Type of Case: Filings

2015 Average Month:293

Jan-Oct 2015 : 2,933

Overall AVG. Month: 294

Monthly Filings Summary



January --- October

2014: 2,962

2015: 2,933

			Jan	Feb	Mar	Apr	May	Jun	Jul	Aug	Sep	Oct	Nov	Dec	Thru Oct	% Change	Trending	Total
2014			357	276	326	315	285	296	255	280	275	297	271	304	2,962			3,537
2015			252	278	298	274	265	286	284	302	363	331	-	-	2,933	-1.0%	▼	2,933

			Jan	Feb	Mar	Apr	May	Jun	Jul	Aug	Sep	Oct	Nov	Dec	Thru Oct	% Change	Trending	Total
Civil	Administrative Law	2014	-	1	-	-	-	-	-	-	-	-	-	1	1			2
	Contested Divorce	2014	10	5	5	7	4	6	9	8	3	6	-	6	63			69
		2015	7	11	7	3	6	5	6	7	6	5	-	-	63	0.0%	↔	63
	Domestic and Family - Level 1	2014	2	3	9	11	3	10	4	12	5	21	26	15	80			121
		2015	8	6	11	6	3	9	13	10	9	4	-	-	79	-1.3%	▼	79
	Domestic and Family - Level 2	2014	4	6	3	5	11	5	10	5	4	2	3	2	55			60
		2015	1	4	4	3	5	5	5	6	3	8	-	-	44	-20.0%	▼	44
	General Civil - Level 1	2014	-	-	1	1	-	-	-	-	1	-	-	-	3			3
		2015	-	-	1	-	-	1	-	-	-	1	-	-	3	0.0%	↔	3
	General Civil - Level 2	2014	9	10	12	6	6	12	7	9	5	7	3	12	83			98
		2015	11	9	14	6	11	17	6	15	10	6	-	-	105	26.5%	▲	105
	General Civil - Level 3	2014	9	7	10	6	4	2	4	6	2	4	3	5	54			62
		2015	6	9	5	-	5	1	3	9	5	5	-	-	48	-11.1%	▼	48
	Probates/Wills and Trusts - Level 1	2014	-	1	-	-	1	-	1	-	2	1	4	-	6			10
		2015	-	-	-	1	1	-	-	-	-	2	-	-	4	-33.3%	▼	4
	Probates/Wills and Trusts - Level 2	2014	3	1	2	3	-	1	-	1	2	1	-	2	14			16
		2015	7	4	3	2	1	5	4	5	3	1	-	-	35	150.0%	▲	35
Criminal	Uncontested Divorce	2014	14	12	20	24	8	13	15	15	19	16	8	14	156			178
		2015	12	19	30	28	19	20	15	9	15	12	-	-	179	14.7%	▲	179
	Misdemeanor	2014	13	10	13	9	25	16	13	17	24	6	11	20	146			177
		2015	9	15	11	8	16	10	16	5	10	28	-	-	128	-12.3%	▼	128
	Non-Capital Felonies and Related Matters	2014	50	20	61	53	69	92	62	45	56	61	81	74	569			724
		2015	31	48	54	47	35	48	53	41	86	45	-	-	488	-14.2%	▼	488
Other	Other Criminally Related Matters	2014	3	5	7	14	13	11	7	12	10	6	18	9	88			115
		2015	17	7	6	10	8	12	10	10	14	10	-	-	104	18.2%	▲	104
	Miscellaneous	2014	240	195	183	175	141	126	123	150	140	166	114	144	1,639			1,897
		2015	143	144	152	159	154	153	152	185	202	202	-	-	1,646	0.4%	▲	1,646
	Other	2014	-	-	-	1	-	2	-	-	2	-	-	-	5			5
		2015	-	2	-	1	1	-	1	-	-	2	-	-	7	40.0%	▲	7

Court: Campbell Circuit

Start/End Date: Jan-14 / Oct-15

2014 Average Month: 253

Jan-Oct 2014: 2,608

Filings Trending: Downward ▼

Circuit/Court ID: 24 224031

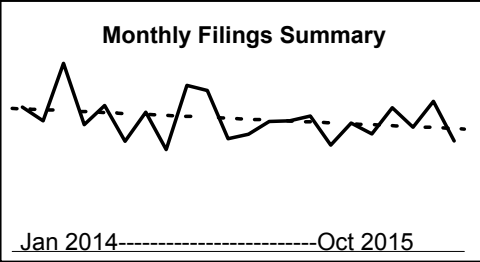
Type of Case: Filings

2015 Average Month: 236

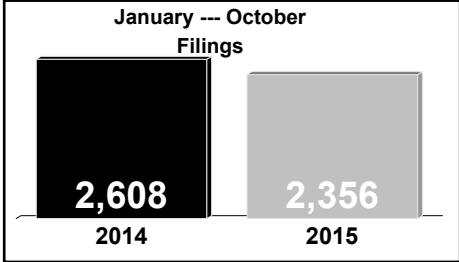
Jan-Oct 2015 : 2,356

Overall AVG. Month: 245

Monthly Filings Summary



January --- October Filings



	Jan	Feb	Mar	Apr	May	Jun	Jul	Aug	Sep	Oct	Nov	Dec	Thru Oct	% Change	Trending	Total
2014	266	241	347	234	269	203	257	188	306	297	208	216	2,608			3,032
2015	240	241	250	196	237	217	265	229	277	204	-	-	2,356	-9.7%	▼	2,356

			Jan	Feb	Mar	Apr	May	Jun	Jul	Aug	Sep	Oct	Nov	Dec	Thru Oct	% Change	Trending	Total
Civil	Administrative Law	2014	1	-	-	-	-	-	-	-	-	-	-	-	1			1
	Contested Divorce	2014	2	8	13	10	4	7	4	6	5	2	4	2	61			67
		2015	1	8	6	4	4	8	1	2	7	3	-	-	44	-27.9%	▼	44
	Domestic and Family - Level 1	2014	1	12	1	2	6	5	2	11	2	10	3	8	52			63
		2015	4	8	1	6	3	7	5	8	1	7	-	-	50	-3.8%	▼	50
	Domestic and Family - Level 2	2014	1	2	1	2	8	6	2	3	8	4	4	6	37			47
		2015	1	3	3	5	1	5	4	1	1	1	-	-	25	-32.4%	▼	25
	General Civil - Level 1	2014	-	-	2	-	-	-	1	1	1	2	-	-	7			7
		2015	-	-	-	-	1	-	-	-	2	1	-	-	4	-42.9%	▼	4
	General Civil - Level 2	2014	5	4	9	11	14	5	7	6	7	14	9	5	82			96
		2015	14	9	6	14	13	9	10	11	15	3	-	-	104	26.8%	▲	104
	General Civil - Level 3	2014	6	3	1	4	1	9	1	7	7	13	2	3	52			57
		2015	3	3	15	6	5	3	3	3	9	2	-	-	52	0.0%	↔	52
	Probates/Wills and Trusts - Level 1	2014	-	-	-	-	-	-	1	-	2	-	-	-	3			3
		2015	-	-	1	-	-	-	-	-	-	-	-	-	1	-66.7%	▼	1
	Probates/Wills and Trusts - Level 2	2014	1	2	1	2	1	-	-	1	-	1	1	1	9			11
		2015	-	-	1	1	1	1	3	1	1	1	-	-	10	11.1%	▲	10
Criminal	Protective Orders	2014	1	-	-	-	-	-	-	-	-	5	-	-	6			6
		2015	-	-	-	-	-	1	-	-	-	-	-	-	1	-83.3%	▼	1
	Uncontested Divorce	2014	12	7	9	11	13	14	16	12	6	5	11	3	105			119
		2015	10	16	17	14	10	9	12	5	15	10	-	-	118	12.4%	▲	118
	Misdemeanor	2014	31	22	19	13	24	26	38	18	33	32	13	32	256			301
		2015	20	23	30	15	23	24	33	27	27	28	-	-	250	-2.3%	▼	250
Other	Non-Capital Felonies and Related Matters	2014	74	35	154	53	104	55	94	38	143	98	63	53	848			964
		2015	77	65	48	46	81	57	95	47	66	33	-	-	615	-27.5%	▼	615
	Other Criminally Related Matters	2014	7	7	3	1	4	-	8	5	5	6	1	4	46			51
		2015	5	2	4	3	3	12	5	6	9	3	-	-	52	13.0%	▲	52
	Miscellaneous	2014	124	139	134	124	90	75	79	79	87	102	97	98	1,033			1,228
		2015	104	104	116	81	91	81	91	112	124	112	-	-	1,016	-1.6%	▼	1,016
	Other	2014	-	-	-	1	-	1	4	1	-	3	-	1	10			11
		2015	1	-	2	1	1	-	3	6	-	-	-	-	14	40.0%	▲	14

Court: Nelson Circuit

Start/End Date: Jan-14 / Oct-15

2014 Average Month: 72

Jan-Oct 2014: 740

Filings Trending: Upward ▲

Circuit/Court ID: 24 224125

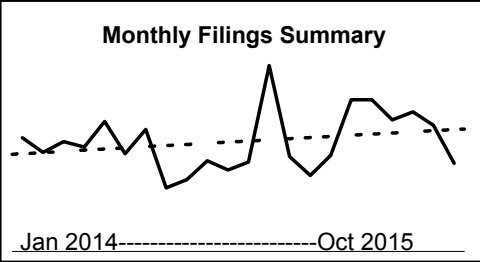
Type of Case: Filings

2015 Average Month:92

Jan-Oct 2015 : 916

Overall AVG. Month: 81

Monthly Filings Summary



January --- October Filings

740

2014

916

2015

	Jan	Feb	Mar	Apr	May	Jun	Jul	Aug	Sep	Oct	Nov	Dec	Thru Oct	% Change	Trending	Total
2014	84	73	81	77	96	72	90	47	53	67	60	66	740			866
2015	137	70	56	71	112	112	97	103	93	65	-	-	916	23.8%	▲	916

			Jan	Feb	Mar	Apr	May	Jun	Jul	Aug	Sep	Oct	Nov	Dec	Thru Oct	% Change	Trending	Total
Civil	Administrative Law	2014	-	-	-	-	1	-	-	-	-	-	1	-	1			2
	Contested Divorce	2014	5	-	1	-	-	2	1	1	-	1	1	1	11			13
		2015	1	3	4	8	2	5	-	1	7	1	-	-	32	190.9%	▲	32
	Domestic and Family - Level 1	2014	-	-	4	-	-	5	-	-	4	-	-	-	13			13
		2015	-	2	-	1	4	1	1	1	-	3	-	-	13	0.0%	↔	13
	Domestic and Family - Level 2	2014	-	-	1	5	-	-	-	-	2	-	-	-	8			8
		2015	-	-	-	-	1	-	-	-	1	-	-	-	2	-75.0%	▼	2
	General Civil - Level 1	2014	1	-	-	-	-	-	-	1	-	-	-	1	2			3
		2015	-	1	2	-	-	-	-	-	-	-	-	-	3	50.0%	▲	3
	General Civil - Level 2	2014	3	1	-	2	1	2	2	2	-	-	1	21	13			35
		2015	50	2	5	2	3	29	10	29	2	2	-	-	134	930.8%	▲	134
	General Civil - Level 3	2014	12	9	3	15	1	1	7	4	2	2	1	1	56			58
		2015	15	10	1	1	-	1	-	-	2	2	-	-	32	-42.9%	▼	32
	Probates/Wills and Trusts	2014	-	-	-	-	-	-	-	-	-	-	1	-	0			1
	Probates/Wills and Trusts - Level 2	2014	1	-	-	1	1	-	1	3	-	-	-	-	7	0.0%	↔	7
Criminal		2015	1	-	-	-	1	1	1	-	-	-	-	-	4	-42.9%	▼	4
	Uncontested Divorce	2014	-	1	3	6	2	1	4	-	1	7	3	2	25			30
		2015	1	2	6	8	7	12	11	8	13	1	-	-	69	176.0%	▲	69
	Misdemeanor	2014	6	4	3	1	3	5	9	2	5	12	4	2	50			56
		2015	2	1	5	1	15	17	26	14	6	5	-	-	92	84.0%	▲	92
Other	Non-Capital Felonies and Related Matters	2014	20	12	24	14	56	14	28	18	12	8	15	13	206			234
		2015	19	21	6	13	53	10	22	17	14	12	-	-	187	-9.2%	▼	187
	Other Criminally Related Matters	2014	-	-	1	2	2	14	6	-	2	2	2	3	29			34
Other		2015	24	-	-	9	11	8	3	4	27	2	-	-	88	203.4%	▲	88
	Miscellaneous	2014	36	46	41	29	27	28	32	16	25	35	31	22	315			368
		2015	23	27	27	28	14	28	22	28	21	36	-	-	254	-19.4%	▼	254
Other	Other	2014	-	-	-	2	2	-	-	-	-	-	-	-	4			4
		2015	1	1	-	-	1	-	1	1	-	1	-	-	6	50.0%	▲	6

Court: Lynchburg Circuit

Start/End Date: Jan-14 / Oct-15

2014 Average Month: 365

Jan-Oct 2014: 3,564

Filings Trending: Downward ▼

Circuit/Court ID: 24 224680

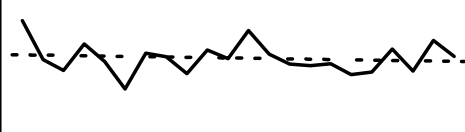
Type of Case: Filings

2015 Average Month:345

Jan-Oct 2015 : 3,445

Overall AVG. Month: 355

Monthly Filings Summary



Jan 2014-----Oct 2015

January --- October Filings

3,564

2014

3,445

2015

	Jan	Feb	Mar	Apr	May	Jun	Jul	Aug	Sep	Oct	Nov	Dec	Thru Oct	% Change	Trending	Total
2014	494	350	310	408	343	242	374	360	298	385	353	457	3,564			4,374
2015	370	334	327	335	295	304	389	308	421	362	-	-	3,445	-3.3%	▼	3,445

			Jan	Feb	Mar	Apr	May	Jun	Jul	Aug	Sep	Oct	Nov	Dec	Thru Oct	% Change	Trending	Total
Civil	Administrative Law	2014	1	-	-	-	-	-	-	1	1	2	1	1	5			7
		2015	-	-	-	-	1	-	-	-	-	-	-	-	1	-80.0%	▼	1
	Contested Divorce	2014	7	10	14	19	9	11	12	10	8	12	12	6	112			130
		2015	9	9	13	12	15	13	12	14	5	7	-	-	109	-2.7%	▼	109
	Domestic and Family - Level 1	2014	66	8	11	24	12	7	27	17	8	7	3	32	187			222
		2015	6	15	16	41	32	11	6	14	50	21	-	-	212	13.4%	▲	212
	Domestic and Family - Level 2	2014	-	3	5	1	1	1	-	4	-	8	9	8	23			40
		2015	2	1	5	4	2	2	1	1	4	4	-	-	26	13.0%	▲	26
	General Civil - Level 1	2014	1	2	1	-	6	1	3	4	6	3	1	-	27			28
		2015	4	2	2	1	1	3	4	3	6	-	-	-	26	-3.7%	▼	26
	General Civil - Level 2	2014	14	13	23	12	17	10	8	5	12	15	9	18	129			156
		2015	11	14	11	14	12	11	10	12	23	10	-	-	128	-0.8%	▼	128
	General Civil - Level 3	2014	9	13	6	9	7	3	6	5	6	6	4	11	70			85
		2015	7	8	5	9	10	6	6	5	11	5	-	-	72	2.9%	▲	72
	Probates/Wills and Trusts - Level 1	2014	-	-	-	-	3	-	1	-	-	-	-	-	4			4
		2015	1	-	-	-	-	-	-	-	-	-	-	-	1	-75.0%	▼	1
	Probates/Wills and Trusts - Level 2	2014	1	2	4	2	3	4	3	3	2	5	2	6	29			37
		2015	6	-	1	3	3	1	2	2	2	3	-	-	23	-20.7%	▼	23
	Protective Orders	2015	-	-	-	-	-	1	-	-	-	-	-	-	1			1
	Uncontested Divorce	2014	35	33	30	28	19	22	21	23	33	17	25	21	261			307
		2015	23	28	26	23	24	26	21	22	14	17	-	-	224	-14.2%	▼	224
Criminal	Misdemeanor	2014	91	29	33	53	51	28	42	31	48	61	41	52	467			560
		2015	64	31	28	21	33	33	57	35	50	55	-	-	407	-12.8%	▼	407
	Non-Capital Felonies and Related Matters	2014	170	140	73	172	130	97	177	190	94	151	164	193	1,394			1,751
		2015	134	125	110	113	83	98	175	113	130	150	-	-	1,231	-11.7%	▼	1,231
	Other Criminally Related Matters	2014	10	5	4	7	6	11	7	2	11	14	9	14	77			100
Other	Miscellaneous	2015	3	15	7	9	9	15	8	11	17	9	-	-	103	33.8%	▲	103
		2014	85	91	102	74	78	40	66	63	67	83	72	93	749			914
	Other	2015	97	83	96	83	68	80	85	72	106	77	-	-	847	13.1%	▲	847
		2014	4	1	4	7	1	7	1	2	2	1	1	2	30			33
		2015	3	3	7	2	2	4	2	4	3	4	-	-	34	13.3%	▲	34

Court: Alleghany Circuit

Start/End Date: Jan-14 / Oct-15

2014 Average Month: 143

Jan-Oct 2014: 1,564

Filings Trending: Steady ↔

Circuit/Court ID: 25 225005

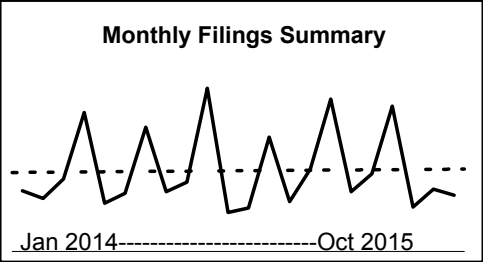
Type of Case: Filings

2015 Average Month:156

Jan-Oct 2015 : 1,558

Overall AVG. Month: 149

Monthly Filings Summary



January --- October Filings

1,564

2014

1,558

2015

	Jan	Feb	Mar	Apr	May	Jun	Jul	Aug	Sep	Oct	Nov	Dec	Thru Oct	% Change	Trending	Total
2014	112	98	134	256	89	107	229	110	128	301	72	80	1,564			1,716
2015	211	92	152	281	110	143	268	82	115	104	-	-	1,558	-0.4%	▼	1,558

			Jan	Feb	Mar	Apr	May	Jun	Jul	Aug	Sep	Oct	Nov	Dec	Thru Oct	% Change	Trending	Total
Civil	Administrative Law	2014	-	-	-	-	1	-	-	-	-	-	-	-	1			1
		2015	-	-	-	-	-	-	1	-	-	-	-	-	1	0.0%	↔	1
	Contested Divorce	2014	2	3	7	4	4	2	2	-	-	1	3	-	25			28
		2015	1	5	7	1	3	4	4	1	1	2	-	-	29	16.0%	▲	29
	Domestic and Family - Level 1	2014	-	1	1	-	-	-	1	-	1	-	1	1	4			6
		2015	-	1	4	1	-	2	-	-	-	1	-	-	9	125.0%	▲	9
	Domestic and Family - Level 2	2014	1	-	1	2	-	3	1	-	2	1	-	1	11			12
		2015	-	1	2	3	1	1	-	-	-	4	-	-	12	9.1%	▲	12
	General Civil - Level 1	2014	-	1	-	1	-	1	-	-	-	-	-	1	3			4
		2015	2	-	-	1	1	2	-	-	1	-	-	-	7	133.3%	▲	7
	General Civil - Level 2	2014	4	1	3	1	1	3	2	2	2	2	3	2	21			26
		2015	1	2	4	1	3	6	3	1	2	5	-	-	28	33.3%	▲	28
	General Civil - Level 3	2014	3	-	1	-	2	1	-	2	28	26	2	2	63			67
		2015	2	-	-	1	-	6	11	3	1	3	-	-	27	-57.1%	▼	27
	Probates/Wills and Trusts	2014	-	-	-	-	-	-	-	1	1	1	-	-	2			2
	Probates/Wills and Trusts - Level 2	2014	1	1	1	1	-	-	-	3	1	1	2	3	9			14
		2015	1	1	-	2	2	-	-	1	1	-	-	-	8	-11.1%	▼	8
Uncontested Divorce	2014	5	1	11	5	11	7	6	11	6	9	6	1	72			79	
	2015	1	5	7	3	10	5	4	5	4	5	-	-	49	-31.9%	▼	49	
Criminal	Capital Murder	2014	-	-	-	2	-	-	-	-	-	-	-	2			2	
	Misdemeanor	2014	10	8	9	8	4	9	21	5	10	10	7	6	94			107
		2015	29	9	28	14	8	15	21	6	14	6	-	-	150	59.6%	▲	150
	Non-Capital Felonies and Related Matters	2014	43	31	35	183	35	39	152	36	30	193	25	24	777			826
		2015	131	9	44	228	44	56	180	21	29	21	-	-	763	-1.8%	▼	763
Other	Other Criminally Related Matters	2014	-	1	2	1	3	3	2	3	5	-	-	3	20			23
		2015	6	1	-	2	3	1	1	1	4	1	-	-	20	0.0%	↔	20
	Miscellaneous	2014	42	49	61	46	28	36	40	45	41	57	22	36	445			503
		2015	37	58	55	24	34	45	43	42	57	55	-	-	450	1.1%	▲	450
	Other	2014	1	1	2	2	-	3	2	2	1	1	1	-	15			16
		2015	-	-	1	-	1	-	-	1	1	1	-	5	-66.7%	▼	5	

Court: Augusta Circuit

Start/End Date: Jan-14 / Oct-15

2014 Average Month: 380

Jan-Oct 2014: 3,996

Filings Trending: Downward ▼

Circuit/Court ID: 25 225015

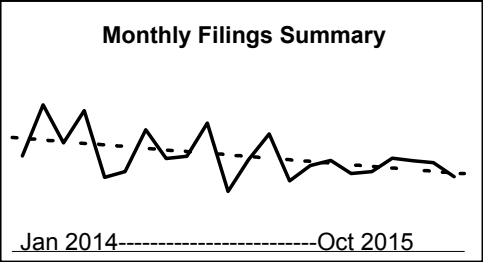
Type of Case: Filings

2015 Average Month:321

Jan-Oct 2015 : 3,212

Overall AVG. Month: 353

Monthly Filings Summary



January --- October Filings

3,996

2014

3,212

2015

			Jan	Feb	Mar	Apr	May	Jun	Jul	Aug	Sep	Oct	Nov	Dec	Thru Oct	% Change	Trending	Total
2014			352	541	400	519	273	294	449	343	351	474	221	338	3,996			4,555
2015			433	261	317	336	287	295	344	335	328	276	-	-	3,212	-19.6%	▼	3,212

			Jan	Feb	Mar	Apr	May	Jun	Jul	Aug	Sep	Oct	Nov	Dec	Thru Oct	% Change	Trending	Total
Civil	Administrative Law	2014	-	1	-	-	1	1	-	-	1	-	1	1	4			6
		2015	-	-	1	-	1	-	2	-	2	-	-	-	6	50.0%	▲	6
	Contested Divorce	2014	5	3	7	12	6	9	8	5	11	9	5	2	75			82
		2015	5	6	8	10	6	3	8	10	5	6	-	-	67	-10.7%	▼	67
	Domestic and Family - Level 1	2014	20	20	12	-	20	15	2	32	29	2	5	12	152			169
		2015	11	5	21	12	9	6	15	10	9	15	-	-	113	-25.7%	▼	113
	Domestic and Family - Level 2	2014	5	8	16	9	7	12	9	4	6	8	4	4	84			92
		2015	1	8	11	7	8	3	5	5	7	8	-	-	63	-25.0%	▼	63
	General Civil - Level 1	2014	-	1	1	1	3	-	2	-	-	-	-	-	8			8
		2015	1	-	-	-	1	1	-	-	-	-	-	-	3	-62.5%	▼	3
	General Civil - Level 2	2014	7	7	4	9	7	3	3	9	8	12	6	32	69			107
		2015	7	7	10	6	5	13	12	23	3	11	-	-	97	40.6%	▲	97
	General Civil - Level 3	2014	2	3	6	8	2	1	1	4	7	9	3	4	43			50
		2015	5	2	1	5	6	6	3	7	4	3	-	-	42	-2.3%	▼	42
	Probates/Wills and Trusts - Level 1	2014	-	1	1	-	-	-	-	-	2	2	-	-	6			6
		2015	1	-	-	-	-	-	-	-	-	-	-	-	1	-83.3%	▼	1
	Probates/Wills and Trusts - Level 2	2014	1	-	-	-	-	3	2	2	-	1	1	1	9			11
		2015	1	1	-	-	1	-	-	2	1	2	-	-	8	-11.1%	▼	8
	Protective Orders	2014	-	-	-	-	-	-	-	-	1	-	-	-	1			1
Criminal	Uncontested Divorce	2014	11	17	10	24	11	17	11	11	19	7	16	13	138			167
		2015	14	13	10	10	15	6	12	11	12	6	-	-	109	-21.0%	▼	109
	Capital Murder	2014	1	-	-	-	-	-	-	-	1	-	-	-	2			2
		2015	1	-	-	-	-	-	-	-	-	-	-	-	1	-50.0%	▼	1
	Misdemeanor	2014	7	9	8	7	4	8	21	8	14	13	7	8	99			114
		2015	17	9	8	17	3	6	18	17	13	21	-	-	129	30.3%	▲	129
	Non-Capital Felonies and Related Matters	2014	91	215	97	236	90	85	263	128	101	234	74	116	1,540			1,730
		2015	219	67	105	121	84	126	124	126	139	90	-	-	1,201	-22.0%	▼	1,201
	Other Criminally Related Matters	2014	2	1	2	3	3	2	3	6	8	1	3	1	31			35
		2015	1	2	1	3	4	2	-	2	3	2	-	-	20	-35.5%	▼	20
Other	Miscellaneous	2014	186	247	231	196	115	126	107	128	129	159	90	129	1,624			1,843
		2015	132	128	128	128	132	114	129	115	123	104	-	-	1,233	-24.1%	▼	1,233
	Other	2014	14	8	5	14	4	12	17	6	14	17	6	15	111			132
		2015	17	13	13	17	12	9	16	7	7	8	-	-	119	7.2%	▲	119

Court: Bath Circuit

Start/End Date: Jan-14 / Oct-15

2014 Average Month: 19

Jan-Oct 2014: 198

Filings Trending: Upward ▲

Circuit/Court ID: 25 225017


Type of Case: Filings

2015 Average Month:24

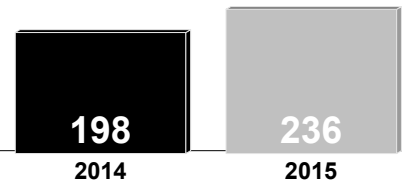
Jan-Oct 2015 : 236

Overall AVG. Month: 21

Monthly Filings Summary



January --- October Filings



	Jan	Feb	Mar	Apr	May	Jun	Jul	Aug	Sep	Oct	Nov	Dec	Thru Oct	% Change	Trending	Total
2014	36	16	13	35	11	18	16	18	17	18	20	14	198			232
2015	32	29	11	18	11	39	20	15	45	16	-	-	236	19.2%	▲	236

			Jan	Feb	Mar	Apr	May	Jun	Jul	Aug	Sep	Oct	Nov	Dec	Thru Oct	% Change	Trending	Total
Civil	Contested Divorce	2014	1	-	1	2	-	-	-	1	1	-	1	-	6			7
		2015	1	1	-	1	-	-	-	2	1	-	-	-	6	0.0%	↔	6
	Domestic and Family - Lev	2014	1	1	-	-	-	-	-	-	-	-	-	-	2			2
	Domestic and Family - Lev	2014	-	-	-	-	-	-	-	-	1	-	-	-	1			1
	General Civil - Level 1	2014	1	-	-	-	-	1	-	-	-	-	-	-	2			2
		2015	-	-	-	-	-	-	-	-	-	1	-	-	1	-50.0%	▼	1
	General Civil - Level 2	2014	-	-	-	-	1	1	-	1	-	2	-	1	5			6
		2015	-	1	1	2	-	1	-	-	4	2	-	-	11	120.0%	▲	11
	General Civil - Level 3	2014	1	-	-	-	1	-	-	-	-	1	-	1	3			4
		2015	-	-	-	-	1	-	1	-	-	-	-	-	2	-33.3%	▼	2
Criminal	Probates/Wills and Trusts - Level 2	2014	-	-	-	-	-	-	-	-	1	-	-	-	1			1
		2015	1	-	-	1	-	-	-	1	-	-	-	-	3	200.0%	▲	3
	Uncontested Divorce	2014	-	3	-	-	1	-	-	1	2	3	5	1	10			16
		2015	2	-	1	-	3	1	-	1	1	2	-	-	11	10.0%	▲	11
	Misdemeanor	2014	5	-	1	9	-	-	-	-	1	-	-	-	16			16
		2015	-	-	-	3	-	3	2	-	-	-	-	-	8	-50.0%	▼	8
	Non-Capital Felonies and Related Matters	2014	10	-	-	6	1	8	2	3	3	1	2	1	34			37
		2015	22	-	-	3	-	24	2	2	22	-	-	-	75	120.6%	▲	75
	Other Criminally Related Matters	2014	-	-	1	-	-	-	-	-	-	-	-	-	1			1
		2015	1	-	-	-	-	1	-	-	-	-	-	-	2	100.0%	▲	2
Oth	Miscellaneous	2014	17	12	10	18	7	8	14	12	8	11	12	10	117			139
		2015	5	27	9	8	7	9	15	9	17	11	-	-	117	0.0%	↔	117

Court: Botetourt Circuit

Start/End Date: Jan-14 / Oct-15

2014 Average Month: 174

Jan-Oct 2014: 1,715

Filings Trending: Downward ▼

Circuit/Court ID: 25 225023


Type of Case: Filings

2015 Average Month:159

Jan-Oct 2015 : 1,592

Overall AVG. Month: 167

Monthly Filings Summary



Jan 2014-----Oct 2015

January --- October Filings

1,715

2014

1,592

2015

	Jan	Feb	Mar	Apr	May	Jun	Jul	Aug	Sep	Oct	Nov	Dec	Thru Oct	% Change	Trending	Total
2014	197	116	214	132	155	190	122	286	149	154	111	257	1,715			2,083
2015	128	122	228	122	106	257	154	195	116	164	-	-	1,592	-7.2%	▼	1,592

			Jan	Feb	Mar	Apr	May	Jun	Jul	Aug	Sep	Oct	Nov	Dec	Thru Oct	% Change	Trending	Total
Civil	Administrative Law	2015	-	-	-	-	-	-	1	1	-	-	-	-	2			2
	Contested Divorce	2014	5	3	3	1	5	5	4	6	4	7	-	6	43			49
		2015	2	4	3	3	6	2	1	5	1	2	-	-	29	-32.6%	▼	29
	Domestic and Family - Level 1	2014	5	2	-	8	3	14	2	1	-	2	-	3	37			40
		2015	2	6	14	3	1	3	9	9	4	2	-	-	53	43.2%	▲	53
	Domestic and Family - Level 2	2014	-	-	2	1	-	-	-	-	1	-	1	-	4			5
		2015	1	-	1	-	1	-	-	1	-	-	-	-	4	0.0%	↔	4
	General Civil - Level 1	2014	-	1	1	-	-	1	-	-	2	-	1	1	5			7
		2015	1	-	-	-	1	-	-	-	-	-	-	-	2	-60.0%	▼	2
	General Civil - Level 2	2014	3	3	4	3	5	4	8	3	5	7	2	8	45			55
		2015	7	1	6	4	3	10	1	3	1	1	-	-	37	-17.8%	▼	37
	General Civil - Level 3	2014	3	4	5	5	3	1	1	12	2	-	4	-	36			40
		2015	2	3	4	2	2	3	2	1	4	3	-	-	26	-27.8%	▼	26
	Probates/Wills and Trusts - Level 1	2014	-	-	-	-	2	-	1	1	-	-	-	-	4			4
		2015	1	-	-	-	-	-	-	1	-	-	-	-	2	-50.0%	▼	2
	Probates/Wills and Trusts - Level 2	2014	-	-	1	-	1	-	2	-	-	1	1	1	5			7
		2015	-	2	-	1	1	1	-	-	-	2	-	-	7	40.0%	▲	7
Criminal	Uncontested Divorce	2014	4	8	5	5	7	9	12	8	8	6	8	11	72			91
		2015	10	4	4	5	9	4	7	6	8	9	-	-	66	-8.3%	▼	66
	Misdemeanor	2014	12	6	18	12	15	17	16	19	16	23	12	51	154			217
		2015	17	12	24	9	13	32	8	32	9	9	-	-	165	7.1%	▲	165
	Non-Capital Felonies and Related Matters	2014	37	13	71	18	51	69	25	165	37	44	21	104	530			655
		2015	24	21	90	33	24	143	61	53	17	41	-	-	507	-4.3%	▼	507
Oth	Other Criminally Related Matters	2014	6	1	5	3	4	5	6	5	10	4	7	7	49			63
		2015	5	11	4	5	6	1	2	4	1	7	-	-	46	-6.1%	▼	46
	Miscellaneous	2014	122	75	99	76	59	65	45	66	64	60	54	65	731			850
		2015	56	58	78	57	39	58	62	79	71	88	-	-	646	-11.6%	▼	646

Court: Craig Circuit

Start/End Date: Jan-14 / Oct-15

2014 Average Month: 29

Jan-Oct 2014: 302

Filings Trending: Downward ▼

Circuit/Court ID: 25 225045


Type of Case: Filings

2015 Average Month: 27

Jan-Oct 2015 : 274

Overall AVG. Month: 28

Monthly Filings Summary



Jan 2014-----Oct 2015

January --- October Filings

302

2014

274

2015

			Jan	Feb	Mar	Apr	May	Jun	Jul	Aug	Sep	Oct	Nov	Dec	Thru Oct	% Change	Trending	Total
2014			33	31	25	27	42	24	23	30	41	26	27	21	302			350
2015			23	24	19	31	25	31	19	28	35	39	-	-	274	-9.3%	▼	274

			Jan	Feb	Mar	Apr	May	Jun	Jul	Aug	Sep	Oct	Nov	Dec	Thru Oct	% Change	Trending	Total
Civil	Administrative Law	2014	-	-	-	-	-	-	-	1	-	-	-	-	1			1
	Contested Divorce	2014	-	-	1	1	-	-	-	-	1	-	-	1	3			4
		2015	-	-	-	-	1	-	-	1	1	-	-	-	3	0.0%	↔	3
	Domestic and Family - Level 1	2014	1	2	3	-	4	-	1	1	2	1	-	-	15			15
		2015	-	-	-	2	-	4	1	3	-	-	-	-	10	-33.3%	▼	10
	Domestic and Family - Lev	2014	-	-	-	-	1	-	-	-	-	-	1	-	1			2
	General Civil - Level 1	2014	-	-	-	-	-	2	-	-	-	-	-	-	2			2
		2015	-	-	-	-	-	-	-	-	-	1	-	-	1	-50.0%	▼	1
	General Civil - Level 2	2014	1	1	-	1	3	-	1	1	-	1	-	1	9			10
		2015	-	-	1	-	-	1	1	-	1	1	-	-	5	-44.4%	▼	5
	General Civil - Level 3	2014	1	1	-	-	1	-	-	-	-	-	-	-	3			3
		2015	-	-	-	-	-	-	1	1	-	-	-	-	2	-33.3%	▼	2
Criminal	Probates/Wills and Trusts	2014	-	-	-	-	-	-	1	-	1	-	-	-	2			2
	Uncontested Divorce	2014	2	3	1	1	2	1	2	2	1	-	-	1	15			16
		2015	1	1	1	3	-	2	-	1	1	2	-	-	12	-20.0%	▼	12
	Misdemeanor	2014	2	1	1	-	4	4	1	-	4	4	-	2	21			23
Criminal		2015	1	2	-	7	1	3	1	-	2	4	-	-	21	0.0%	↔	21
	Non-Capital Felonies and Related Matters	2014	4	5	-	-	7	2	4	5	13	6	12	-	46			58
		2015	2	8	1	4	2	2	1	2	2	8	-	-	32	-30.4%	▼	32
	Other Criminally Related Matters	2014	-	-	-	-	-	-	-	1	-	-	-	-	1			1
Other		2015	-	-	-	-	-	1	-	-	-	-	-	-	1	0.0%	↔	1
	Miscellaneous	2014	22	18	19	24	20	14	13	19	19	14	14	16	182			212
		2015	19	13	16	15	21	18	14	20	28	23	-	-	187	2.7%	▲	187
Other			2014	-	-	-	-	1	-	-	-	-	-	-	1			1

Court: Highland Circuit

Start/End Date: Jan-14 / Oct-15

2014 Average Month: 10

Jan-Oct 2014: 106

Filings Trending: Upward ▲

Circuit/Court ID: 25 225091

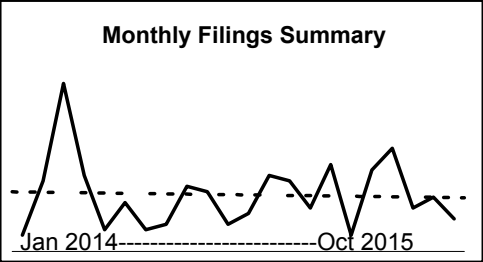
Type of Case: Filings

2015 Average Month:11

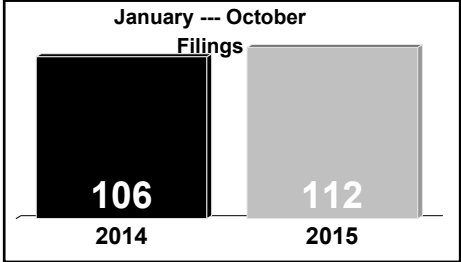
Jan-Oct 2015 : 112

Overall AVG. Month: 10

Monthly Filings Summary



January --- October Filings



	Jan	Feb	Mar	Apr	May	Jun	Jul	Aug	Sep	Oct	Nov	Dec	Thru Oct	% Change	Trending	Total
2014	3	13	31	14	4	9	4	5	12	11	5	7	106			118
2015	14	13	8	16	3	15	19	8	10	6	-	-	112	5.7%	▲	112

			Jan	Feb	Mar	Apr	May	Jun	Jul	Aug	Sep	Oct	Nov	Dec	Thru Oct	% Change	Trending	Total
Civil	Contested Divorce	2014	-	1	1	-	-	-	-	-	-	1	-	-	3			3
		2015	1	-	-	-	1	-	-	-	1	-	-	-	3	0.0%	↔	3
	Domestic and Family - Lev	2015	-	-	-	-	-	-	-	1	-	-	-	-	1			1
		2015	-	-	-	2	-	-	-	-	-	-	-	-	2			2
	General Civil - Level 1	2015	-	-	1	-	-	1	-	-	-	-	-	-	2			2
		2014	-	-	-	-	1	-	-	-	-	-	-	4	1			5
	General Civil - Level 2	2015	2	-	-	-	-	-	6	-	-	-	-	-	8	700.0%	▲	8
		2014	-	-	-	-	-	-	1	-	-	-	-	-	1			1
	General Civil - Level 3	2015	-	-	-	-	-	1	1	-	1	-	-	-	3	200.0%	▲	3
		2014	-	-	-	-	1	-	-	-	-	-	-	-	1			1
Criminal	Probates/Wills and Trusts	2014	-	-	-	-	1	-	-	-	-	-	-	-	1			1
		2014	1	-	-	1	-	-	-	-	1	-	-	-	3			3
	Uncontested Divorce	2015	1	-	-	1	-	-	1	-	1	-	-	-	4	33.3%	▲	4
		2014	-	-	-	-	-	1	-	-	-	2	-	-	3			3
	Misdemeanor	2015	-	-	-	4	-	-	1	-	-	-	-	-	5	66.7%	▲	5
		2014	1	-	19	9	-	1	-	-	4	1	-	-	35			35
	Non-Capital Felonies and Related Matters	2015	2	-	-	2	-	2	-	-	-	-	-	-	6	-82.9%	▼	6
		2015	-	-	-	1	-	-	-	-	-	-	-	-	1			1
	Other Criminally Related M	2014	1	12	11	4	2	7	3	5	8	6	5	3	59			67
		2015	8	13	7	6	2	11	10	7	7	6	-	-	77	30.5%	▲	77
Oth	Miscellaneous																	

Court: Rockbridge Circuit

Start/End Date: Jan-14 / Oct-15

2014 Average Month: 174

Jan-Oct 2014: 1,772

Filings Trending: Downward ▼

Circuit/Court ID: 25 225163

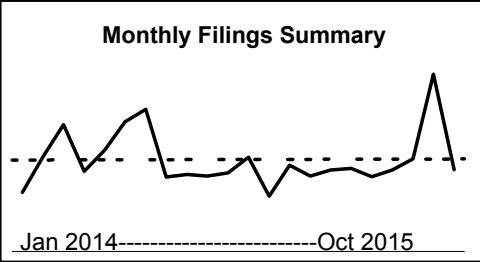
Type of Case: Filings

2015 Average Month:164

Jan-Oct 2015 : 1,640

Overall AVG. Month: 170

Monthly Filings Summary



January --- October Filings

1,772

2014

1,640

2015

	Jan	Feb	Mar	Apr	May	Jun	Jul	Aug	Sep	Oct	Nov	Dec	Thru Oct	% Change	Trending	Total
2014	109	175	234	148	187	239	262	137	142	139	145	174	1,772			2,091
2015	102	159	139	150	153	138	150	171	327	151	-	-	1,640	-7.4%	▼	1,640

			Jan	Feb	Mar	Apr	May	Jun	Jul	Aug	Sep	Oct	Nov	Dec	Thru Oct	% Change	Trending	Total
Civil	Administrative Law	2014	-	-	-	1	-	-	-	-	-	-	-	-	1			1
		2015	-	-	-	-	1	-	-	-	-	-	-	-	1	0.0%	↔	1
	Contested Divorce	2014	4	3	1	-	1	2	5	3	-	4	2	3	23			28
		2015	1	1	6	2	2	8	1	1	2	6	-	-	30	30.4%	▲	30
	Domestic and Family - Level 1	2014	-	1	1	4	2	-	3	-	1	1	2	8	13			23
		2015	2	-	3	-	3	5	2	6	2	1	-	-	24	84.6%	▲	24
	Domestic and Family - Level 2	2014	1	1	-	-	1	-	2	1	-	-	1	-	6			7
		2015	-	-	1	3	-	1	1	1	-	-	-	-	7	16.7%	▲	7
	General Civil - Level 1	2014	-	1	1	-	-	-	-	-	-	-	-	-	2			2
		2015	-	-	-	-	1	-	-	-	-	-	-	-	1	-50.0%	▼	1
	General Civil - Level 2	2014	7	2	6	5	5	9	6	4	5	1	3	2	50			55
		2015	4	7	5	3	4	3	6	3	2	10	-	-	47	-6.0%	▼	47
	General Civil - Level 3	2014	2	4	6	-	6	3	2	1	6	1	1	2	31			34
		2015	2	-	2	4	3	4	2	2	3	4	-	-	26	-16.1%	▼	26
	Probates/Wills and Trusts	2014	-	-	1	-	-	-	-	-	1	-	-	-	2			2
Criminal	Probates/Wills and Trusts - Level 2	2014	1	1	-	-	1	2	-	1	2	-	-	1	8			9
		2015	1	1	-	-	1	1	1	4	2	1	-	-	12	50.0%	▲	12
	Uncontested Divorce	2014	4	4	6	10	7	7	8	5	10	2	3	2	63			68
		2015	9	8	6	7	8	7	1	5	7	3	-	-	61	-3.2%	▼	61
	Misdemeanor	2014	13	20	19	16	39	32	29	17	14	14	23	19	213			255
		2015	13	28	19	30	21	25	17	25	19	17	-	-	214	0.5%	▲	214
	Non-Capital Felonies and Related Matters	2014	36	77	91	38	68	126	141	51	46	61	49	98	735			882
		2015	17	57	34	43	71	48	53	53	224	62	-	-	662	-9.9%	▼	662
Other	Other Criminally Related Matters	2014	-	3	9	4	7	5	5	3	4	2	5	2	42			49
		2015	4	6	6	2	5	3	10	6	3	3	-	-	48	14.3%	▲	48
	Miscellaneous	2014	41	58	93	70	48	52	60	51	52	51	56	36	576			668
		2015	49	50	55	56	33	33	56	65	63	44	-	-	504	-12.5%	▼	504
	Other	2014	-	-	-	-	2	1	1	-	1	2	-	1	7			8
		2015	-	1	2	-	-	-	-	-	-	-	-	-	3	-57.1%	▼	3

Court: Buena Vista Circuit

Start/End Date: Jan-14 / Oct-15

2014 Average Month: 40

Jan-Oct 2014: 437

Filings Trending: Downward ▼

Circuit/Court ID: 25 225530

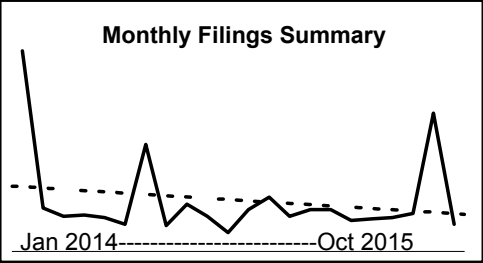
Type of Case: Filings

2015 Average Month:35

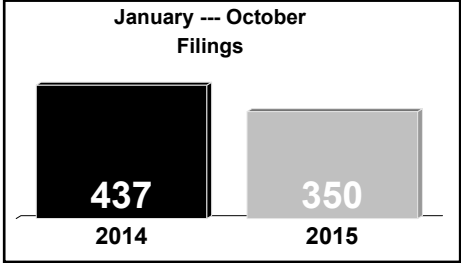
Jan-Oct 2015 : 350

Overall AVG. Month: 38

Monthly Filings Summary



January --- October Filings



			Jan	Feb	Mar	Apr	May	Jun	Jul	Aug	Sep	Oct	Nov	Dec	Thru Oct	% Change	Trending	Total
2014			148	32	26	27	25	20	79	19	35	26	14	31	437			482
2015			40	26	31	31	23	24	25	28	102	20	-	-	350	-19.9%	▼	350

			Jan	Feb	Mar	Apr	May	Jun	Jul	Aug	Sep	Oct	Nov	Dec	Thru Oct	% Change	Trending	Total
Civil	Contested Divorce	2014	-	-	2	1	3	2	-	-	1	-	-	-	9			9
		2015	2	1	1	1	1	1	1	2	1	1	-	-	12	33.3%	▲	12
	Domestic and Family - Level 1	2014	1	-	-	3	-	-	-	-	3	-	-	-	7			7
		2015	-	-	1	-	1	-	2	-	2	1	-	-	7	0.0%	↔	7
	Domestic and Family - Level 2	2014	-	-	1	-	-	-	-	-	-	2	-	-	3			3
		2015	-	-	-	1	1	-	-	-	-	-	-	-	2	-33.3%	▼	2
	General Civil - Level 2	2014	-	-	-	-	-	1	1	2	2	-	2	1	6			9
		2015	-	1	-	-	1	1	-	-	-	1	-	-	4	-33.3%	▼	4
	General Civil - Level 3	2014	-	-	-	-	-	1	1	-	-	1	-	-	3			3
		2015	-	1	-	-	-	1	-	-	-	-	-	-	2	-33.3%	▼	2
Criminal	Probates/Wills and Trusts - Level 2	2014	1	1	-	-	1	-	-	-	-	-	-	1	3			4
		2015	1	1	3	-	-	-	-	-	1	-	-	-	6	100.0%	▲	6
	Uncontested Divorce	2014	-	-	3	3	3	2	2	1	1	2	-	3	17			20
		2015	1	2	1	3	1	2	-	2	1	2	-	-	15	-11.8%	▼	15
	Misdemeanor	2014	2	5	2	2	5	5	8	1	1	-	6	8	31			45
Other		2015	1	5	3	10	8	1	4	7	1	1	-	-	41	32.3%	▲	41
	Non-Capital Felonies and Related Matters	2014	132	9	8	10	6	6	62	8	21	10	1	14	272			287
		2015	31	4	15	5	1	12	10	8	82	7	-	-	175	-35.7%	▼	175
	Other Criminally Related Matters	2014	2	2	1	1	1	-	-	-	-	1	1	1	8			10
		2015	-	-	-	3	2	-	-	-	-	-	-	-	5	-37.5%	▼	5
Other	Miscellaneous	2014	10	15	9	7	6	3	5	7	6	10	4	3	78			85
		2015	4	11	7	8	6	6	8	9	14	7	-	-	80	2.6%	▲	80
	Other	2015	-	-	-	-	1	-	-	-	-	-	-	-	1			1

Court: Staunton Circuit

Start/End Date: Jan-14 / Oct-15

2014 Average Month: 137

Jan-Oct 2014: 1,392

Filings Trending: Steady ↔

Circuit/Court ID: 25 225790

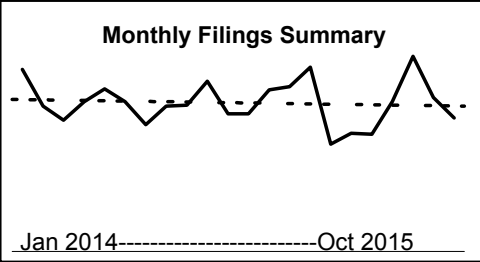
Type of Case: Filings

2015 Average Month:137

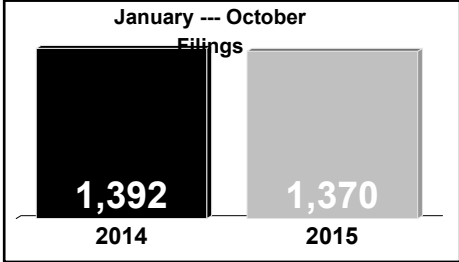
Jan-Oct 2015 : 1,370

Overall AVG. Month: 137

Monthly Filings Summary



January --- October Filings



	Jan	Feb	Mar	Apr	May	Jun	Jul	Aug	Sep	Oct	Nov	Dec	Thru Oct	% Change	Trending	Total
2014	168	134	121	138	150	138	117	134	135	157	127	127	1,392			1,646
2015	149	152	170	99	109	108	138	180	142	123	-	-	1,370	-1.6%	▼	1,370

			Jan	Feb	Mar	Apr	May	Jun	Jul	Aug	Sep	Oct	Nov	Dec	Thru Oct	% Change	Trending	Total
Civil	Administrative Law	2015	-	-	-	1	-	-	-	-	1	-	-	-	2			2
	Contested Divorce	2014	1	2	1	1	-	2	4	2	3	2	2	-	18			20
		2015	1	2	4	2	3	1	3	1	2	1	-	-	20	11.1%	▲	20
	Domestic and Family - Level 1	2014	5	1	3	3	4	3	-	2	11	6	9	6	38			53
		2015	-	1	15	1	-	5	2	1	2	6	-	-	33	-13.2%	▼	33
	Domestic and Family - Level 2	2014	-	-	2	1	4	5	11	6	7	6	7	7	42			56
		2015	8	12	6	5	1	10	12	7	8	4	-	-	73	73.8%	▲	73
	General Civil - Level 1	2014	-	-	1	-	-	-	1	-	-	1	-	-	3			3
		2015	-	-	1	-	-	-	-	-	-	-	-	-	1	-66.7%	▼	1
	General Civil - Level 2	2014	-	1	-	2	1	-	5	2	1	2	2	-	14			16
		2015	4	1	2	2	1	4	2	1	1	4	-	-	22	57.1%	▲	22
	General Civil - Level 3	2014	11	5	7	8	5	2	4	4	6	-	-	2	52			54
		2015	1	-	4	3	3	2	-	1	-	4	-	-	18	-65.4%	▼	18
	Probates/Wills and Trusts - Level 2	2014	1	-	-	-	1	-	1	-	-	1	-	3	4			7
		2015	1	-	-	-	1	2	2	-	2	-	-	-	8	100.0%	▲	8
	Protective Orders	2014	-	-	-	-	-	-	-	-	-	2	-	-	2			2
		2015	-	-	-	-	-	-	-	-	1	-	-	-	1	-50.0%	▼	1
Criminal	Uncontested Divorce	2014	4	6	6	7	7	1	3	5	5	6	7	1	50			58
		2015	5	6	3	2	7	11	3	3	3	4	-	-	47	-6.0%	▼	47
	Misdemeanor	2014	25	11	5	13	13	24	17	3	7	5	9	6	123			138
		2015	10	12	16	10	5	2	11	9	14	10	-	-	99	-19.5%	▼	99
Criminal	Non-Capital Felonies and Related Matters	2014	80	57	42	58	63	62	39	74	64	95	46	59	634			739
		2015	80	72	74	39	54	45	56	122	55	66	-	-	663	4.6%	▲	663
	Other Criminally Related Matters	2014	2	4	2	3	22	12	9	4	1	-	8	8	59			75
		2015	-	3	9	1	9	5	2	1	6	-	-	-	36	-39.0%	▼	36
Other	Miscellaneous	2014	31	43	46	31	26	26	20	28	26	26	31	30	303			364
		2015	35	36	33	26	23	18	34	28	42	21	-	-	296	-2.3%	▼	296
	Other	2014	8	4	6	11	4	1	3	4	4	5	6	5	50			61
		2015	4	7	3	7	2	3	11	6	5	3	-	-	51	2.0%	▲	51

Court: Waynesboro Circuit

Start/End Date: Jan-14 / Oct-15

2014 Average Month: 166

Jan-Oct 2014: 1,680

Filings Trending: Downward ▼

Circuit/Court ID: 25 225820


Type of Case: Filings

2015 Average Month:150

Jan-Oct 2015 : 1,497

Overall AVG. Month: 158

Monthly Filings Summary



Jan 2014-----Oct 2015

January --- October Filings

1,680

2014

1,497

2015

	Jan	Feb	Mar	Apr	May	Jun	Jul	Aug	Sep	Oct	Nov	Dec	Thru Oct	% Change	Trending	Total
2014	193	145	234	167	149	147	167	138	170	170	132	176	1,680			1,988
2015	193	141	159	167	148	107	152	162	146	122	-	-	1,497	-10.9%	▼	1,497

			Jan	Feb	Mar	Apr	May	Jun	Jul	Aug	Sep	Oct	Nov	Dec	Thru Oct	% Change	Trending	Total
Civil	Administrative Law	2014	-	-	-	-	-	-	-	-	1	-	-	-	1			1
	Contested Divorce	2014	9	5	16	11	10	3	5	12	11	15	8	8	97			113
		2015	8	11	9	10	8	8	7	7	1	4	-	-	73	-24.7%	▼	73
	Domestic and Family - Level 1	2014	2	-	1	15	11	8	8	9	29	5	12	12	88			112
		2015	3	3	5	2	7	1	6	6	-	1	-	-	34	-61.4%	▼	34
	Domestic and Family - Level 2	2014	-	1	-	-	4	1	-	3	3	-	-	-	12			12
		2015	-	-	1	2	1	2	2	1	-	-	-	-	9	-25.0%	▼	9
	General Civil - Level 1	2014	-	-	-	1	1	-	1	-	-	-	-	-	3			3
	General Civil - Level 2	2014	1	2	2	5	1	1	2	1	8	2	-	2	25			27
		2015	2	4	5	1	2	1	1	2	1	2	-	-	21	-16.0%	▼	21
	General Civil - Level 3	2014	-	7	1	2	5	1	2	1	1	2	-	-	22			22
		2015	-	-	-	2	-	1	-	8	1	4	-	-	16	-27.3%	▼	16
	Probates/Wills and Trusts	2015	1	-	1	-	-	-	-	-	-	1	-	-	3			3
	Probates/Wills and Trusts - Level 2	2014	1	1	-	-	-	-	-	2	-	-	-	-	4			4
		2015	-	1	1	1	-	1	-	-	-	1	-	-	5	25.0%	▲	5
Criminal	Uncontested Divorce	2014	20	17	39	27	19	20	24	20	18	29	16	25	233			274
		2015	26	23	38	16	13	17	22	20	22	23	-	-	220	-5.6%	▼	220
	Misdemeanor	2014	12	6	6	9	9	3	11	12	4	12	13	8	84			105
		2015	10	6	14	6	11	6	16	11	11	12	-	-	103	22.6%	▲	103
Other	Non-Capital Felonies and Related Matters	2014	77	29	42	37	43	43	61	34	24	38	33	57	428			518
		2015	66	18	18	69	56	13	37	50	29	28	-	-	384	-10.3%	▼	384
	Other Criminally Related Matters	2014	-	1	3	3	-	1	-	2	2	-	1	1	12			14
		2015	-	-	1	6	1	4	3	1	5	7	-	-	28	133.3%	▲	28
Other	Miscellaneous	2014	25	47	54	26	12	25	23	17	34	40	15	31	303			349
		2015	36	25	23	26	25	30	28	22	37	25	-	-	277	-8.6%	▼	277
	Other	2014	46	29	70	31	34	41	30	25	35	27	34	32	368			434
			2015	41	50	43	26	24	23	30	34	39	14	-	324	-12.0%	▼	324

Court: Clarke Circuit

Start/End Date: Jan-14 / Oct-15

2014 Average Month: 69

Jan-Oct 2014: 726

Filings Trending: Downward ▼

Circuit/Court ID: 26 226043


Type of Case: Filings

2015 Average Month:51

Jan-Oct 2015 : 513

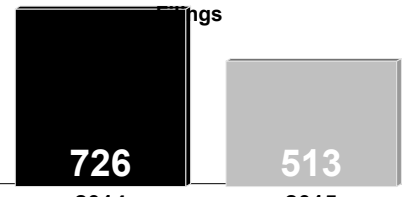
Overall AVG. Month: 61

Monthly Filings Summary



Jan 2014-----Oct 2015

January --- October Filings



726 513

2014 2015

	Jan	Feb	Mar	Apr	May	Jun	Jul	Aug	Sep	Oct	Nov	Dec	Thru Oct	% Change	Trending	Total
2014	71	68	59	95	58	54	101	62	50	108	50	46	726			822
2015	29	53	45	79	42	41	71	41	45	67	-	-	513	-29.3%	▼	513

			Jan	Feb	Mar	Apr	May	Jun	Jul	Aug	Sep	Oct	Nov	Dec	Thru Oct	% Change	Trending	Total
Civil	Contested Divorce	2014	3	1	1	1	1	4	1	2	-	1	-	-	15			15
		2015	1	6	1	2	4	1	1	1	-	-	-	-	17	13.3%	▲	17
	Domestic and Family - Level 1	2014	-	1	-	2	1	1	1	-	2	1	5	-	9			14
		2015	-	-	1	-	1	-	-	-	1	1	-	-	4	-55.6%	▼	4
	Domestic and Family - Level 2	2014	2	1	-	1	1	-	1	-	-	1	-	-	7			7
		2015	-	-	1	1	-	-	1	-	-	-	-	-	3	-57.1%	▼	3
	General Civil - Level 1	2014	-	-	-	-	-	-	-	2	-	-	-	1	2			3
		2015	-	-	-	-	-	-	1	-	-	-	-	-	1	-50.0%	▼	1
	General Civil - Level 2	2014	1	-	-	3	3	-	1	-	4	2	-	-	14			14
		2015	1	1	1	6	3	-	1	1	1	1	-	-	16	14.3%	▲	16
	General Civil - Level 3	2014	-	2	2	1	2	3	1	1	-	1	-	1	13			14
		2015	1	1	-	-	-	-	-	-	1	3	-	-	6	-53.8%	▼	6
	Probates/Wills and Trusts	2014	1	-	-	-	-	-	-	-	-	-	-	-	1			1
	Probates/Wills and Trusts - Level 2	2014	-	-	-	-	-	-	-	4	1	1	-	-	6			6
		2015	-	1	-	1	-	-	-	-	-	-	-	-	2	-66.7%	▼	2
Criminal	Uncontested Divorce	2014	5	5	2	4	7	6	4	5	4	7	2	4	49			55
		2015	3	2	5	1	5	3	5	2	1	2	-	-	29	-40.8%	▼	29
	Misdemeanor	2014	1	12	4	12	6	1	13	11	7	9	8	6	76			90
		2015	2	1	3	5	3	7	8	1	5	10	-	-	45	-40.8%	▼	45
Other	Non-Capital Felonies and Related Matters	2014	9	12	8	45	10	6	49	15	5	67	10	6	226			242
		2015	6	10	8	40	10	13	30	6	7	23	-	-	153	-32.3%	▼	153
	Other Criminally Related Matters	2014	5	6	1	3	-	8	3	1	1	2	-	2	30			32
		2015	-	-	1	-	-	2	-	4	1	-	-	-	8	-73.3%	▼	8
Other	Miscellaneous	2014	41	28	40	23	27	25	27	21	26	16	25	26	274			325
		2015	15	30	24	23	16	15	24	26	28	27	-	-	228	-16.8%	▼	228
	Other	2014	3	-	1	-	-	-	-	-	-	-	-	-	4			4
		2015	-	1	-	-	-	-	-	-	-	-	-	-	1	-75.0%	▼	1

Court: Frederick Circuit

Start/End Date: Jan-14 / Oct-15

2014 Average Month: 376

Jan-Oct 2014: 3,842

Filings Trending: Steady ↔

Circuit/Court ID: 26 226069


Type of Case: Filings

2015 Average Month:393

Jan-Oct 2015 : 3,931

Overall AVG. Month: 384

Monthly Filings Summary



Jan 2014-----Oct 2015

January --- October Filings

3,842

2014

3,931

2015

	Jan	Feb	Mar	Apr	May	Jun	Jul	Aug	Sep	Oct	Nov	Dec	Thru Oct	% Change	Trending	Total
2014	354	413	417	436	423	321	386	324	378	390	264	401	3,842			4,507
2015	394	317	399	496	326	477	420	291	344	467	-	-	3,931	2.3%	▲	3,931

			Jan	Feb	Mar	Apr	May	Jun	Jul	Aug	Sep	Oct	Nov	Dec	Thru Oct	% Change	Trending	Total
Civil	Administrative Law	2014	-	-	-	1	-	-	1	1	-	-	-	1	3			4
		2015	-	-	1	-	-	1	-	-	-	-	-	-	2	-33.3%	▼	2
	Contested Divorce	2014	6	12	12	4	7	11	12	8	6	8	3	11	86			100
		2015	9	6	15	12	8	15	13	12	10	9	-	-	109	26.7%	▲	109
	Domestic and Family - Level 1	2014	-	1	4	7	9	2	4	3	6	3	5	4	39			48
		2015	2	3	7	7	6	6	2	3	5	6	-	-	47	20.5%	▲	47
	Domestic and Family - Level 2	2014	2	2	-	5	1	4	3	-	1	5	1	4	23			28
		2015	3	1	1	1	3	1	1	2	3	3	-	-	19	-17.4%	▼	19
	General Civil - Level 1	2014	-	-	1	-	-	-	1	-	2	-	-	-	4			4
		2015	-	-	-	-	-	-	-	-	1	-	-	-	1	-75.0%	▼	1
	General Civil - Level 2	2014	8	6	7	5	9	5	4	11	15	7	7	6	77			90
		2015	5	3	7	10	9	9	7	7	10	6	-	-	73	-5.2%	▼	73
	General Civil - Level 3	2014	2	2	5	3	6	7	6	4	6	4	4	5	45			54
		2015	5	5	5	7	5	6	3	3	4	7	-	-	50	11.1%	▲	50
	Probates/Wills and Trusts - Level 1	2014	-	-	-	-	-	-	1	-	-	-	1	-	1			2
		2015	-	-	1	1	-	1	-	-	-	-	-	-	3	200.0%	▲	3
	Probates/Wills and Trusts - Level 2	2014	3	1	2	3	3	3	2	2	2	3	-	2	24			26
		2015	2	2	2	4	4	3	-	2	2	2	-	-	23	-4.2%	▼	23
Criminal	Uncontested Divorce	2014	17	18	23	14	14	19	18	18	18	19	19	14	178			211
		2015	10	27	31	25	15	23	14	23	21	15	-	-	204	14.6%	▲	204
	Misdemeanor	2014	34	33	54	48	48	24	37	38	65	45	25	41	426			492
		2015	42	53	53	40	23	127	55	43	35	62	-	-	533	25.1%	▲	533
	Non-Capital Felonies and Related Matters	2014	118	178	148	167	201	130	164	118	148	144	108	189	1,516			1,813
		2015	201	97	153	233	138	182	179	82	134	224	-	-	1,623	7.1%	▲	1,623
	Other Criminally Related Matters	2014	2	2	6	3	5	5	6	6	2	4	4	9	41			54
		2015	5	4	1	7	5	3	5	13	2	11	-	-	56	36.6%	▲	56
	Miscellaneous	2014	162	157	155	176	120	111	127	115	107	148	85	115	1,378			1,578
		2015	110	115	122	149	110	100	140	100	117	122	-	-	1,185	-14.0%	▼	1,185
Other	Other	2014	-	1	-	-	-	-	-	-	-	-	2	-	1			3
		2015	-	1	-	-	-	-	1	1	-	-	-	-	3	200.0%	▲	3

Court: Page Circuit

Start/End Date: Jan-14 / Oct-15

2014 Average Month: 132

Jan-Oct 2014: 1,365

Filings Trending: Steady ↔

Circuit/Court ID: 26 226139


Type of Case: Filings

2015 Average Month:139

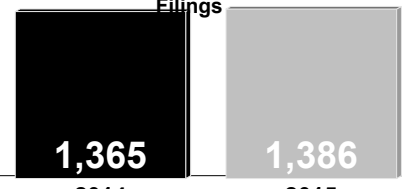
Jan-Oct 2015 : 1,386

Overall AVG. Month: 135

Monthly Filings Summary



January --- October Filings



	Jan	Feb	Mar	Apr	May	Jun	Jul	Aug	Sep	Oct	Nov	Dec	Thru Oct	% Change	Trending	Total
2014	226	137	105	118	104	146	162	90	142	135	134	90	1,365			1,589
2015	193	108	145	125	142	130	158	113	149	123	-	-	1,386	1.5%	▲	1,386

			Jan	Feb	Mar	Apr	May	Jun	Jul	Aug	Sep	Oct	Nov	Dec	Thru Oct	% Change	Trending	Total
Civil	Contested Divorce	2014	3	5	2	2	3	5	2	1	1	3	1	1	27			29
		2015	-	3	2	3	2	4	2	4	2	2	-	-	24	-11.1%	▼	24
	Domestic and Family - Level 1	2014	2	5	5	2	5	1	1	3	2	1	1	1	27			29
		2015	2	1	1	2	-	-	-	1	3	1	-	-	11	-59.3%	▼	11
	Domestic and Family - Level 2	2014	1	-	1	1	-	-	-	1	-	-	-	-	4			4
		2015	1	1	-	2	-	1	-	-	-	2	-	-	7	75.0%	▲	7
	General Civil - Level 1	2014	-	-	-	-	-	1	-	-	-	-	-	-	1			1
		2015	-	-	1	-	-	-	-	-	-	-	-	-	1	0.0%	↔	1
	General Civil - Level 2	2014	4	3	2	2	1	6	4	6	-	1	2	1	29			32
		2015	1	1	5	2	3	7	7	1	2	3	-	-	32	10.3%	▲	32
	General Civil - Level 3	2014	1	2	-	1	-	-	6	1	-	5	-	4	16			20
		2015	-	2	1	3	1	1	4	-	-	1	-	-	13	-18.8%	▼	13
	Probates/Wills and Trusts	2014	-	-	2	-	1	-	-	-	-	-	-	-	3			3
	Probates/Wills and Trusts - Level 2	2014	1	-	-	-	4	-	-	-	-	-	1	-	5			6
		2015	-	1	1	1	1	1	-	-	-	1	-	-	6	20.0%	▲	6
	Protective Orders	2014	-	1	-	-	-	-	-	-	-	-	-	-	1			1
		2015	1	-	-	-	-	-	-	-	-	-	-	-	1	0.0%	↔	1
Criminal	Uncontested Divorce	2014	8	6	1	6	4	4	6	6	5	11	5	2	57			64
		2015	4	7	9	6	9	4	8	6	2	5	-	-	60	5.3%	▲	60
	Capital Murder	2015	-	-	-	-	-	-	2	-	-	-	-	-	2			2
	Misdemeanor	2014	42	8	12	12	15	13	24	10	27	14	15	9	177			201
		2015	33	13	13	7	26	23	27	26	11	17	-	-	196	10.7%	▲	196
	Non-Capital Felonies and Related Matters	2014	107	40	31	52	40	95	90	29	65	61	77	30	610			717
Other		2015	107	38	66	77	60	52	61	51	74	46	-	-	632	3.6%	▲	632
	Other Criminally Related Matters	2014	2	-	2	2	-	-	2	1	-	1	3	2	10			15
		2015	1	-	1	1	8	3	5	1	11	-	-	-	31	210.0%	▲	31
	Miscellaneous	2014	55	63	47	37	31	20	26	30	37	37	26	39	383			448
		2015	42	40	41	21	32	33	40	23	43	44	-	-	359	-6.3%	▼	359
	Other	2014	-	4	-	1	-	1	1	2	5	1	3	1	15			19
		2015	1	1	4	-	-	1	2	-	1	1	-	-	11	-26.7%	▼	11

Court: Rockingham Circuit

Start/End Date: Jan-14 / Oct-15

2014 Average Month: 595

Jan-Oct 2014: 6,182

Filings Trending: Downward ▼

Circuit/Court ID: 26 226165

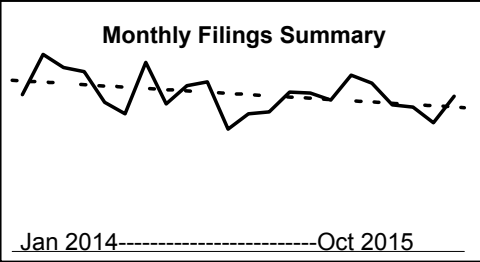
Type of Case: Filings

2015 Average Month: 564

Jan-Oct 2015 : 5,637

Overall AVG. Month: 581

Monthly Filings Summary



Jan 2014-----Oct 2015

January --- October Filings

6,182

2014

5,637

2015

			Jan	Feb	Mar	Apr	May	Jun	Jul	Aug	Sep	Oct	Nov	Dec	Thru Oct	% Change	Trending	Total
2014			579	727	678	663	550	508	697	544	611	625	451	508	6,182			7,141
2015			515	588	584	558	650	621	541	532	475	573	-	-	5,637	-8.8%	▼	5,637

			Jan	Feb	Mar	Apr	May	Jun	Jul	Aug	Sep	Oct	Nov	Dec	Thru Oct	% Change	Trending	Total
Civil	Administrative Law	2014	-	-	-	-	-	-	-	-	-	1	-	-	1			1
		2015	-	1	-	-	1	-	3	1	-	1	-	-	7	600.0%	▲	7
	Contested Divorce	2014	9	18	9	11	11	10	13	10	16	11	8	3	118			129
		2015	11	5	10	6	26	8	21	19	10	12	-	-	128	8.5%	▲	128
	Domestic and Family - Level 1	2014	6	3	14	7	6	10	7	14	1	27	6	7	95			108
		2015	6	2	4	3	3	9	20	6	5	15	-	-	73	-23.2%	▼	73
	Domestic and Family - Level 2	2014	3	6	1	9	7	5	5	5	4	13	3	11	58			72
		2015	5	1	13	4	16	17	3	5	8	18	-	-	90	55.2%	▲	90
	General Civil - Level 1	2014	-	1	2	1	1	-	2	1	-	1	-	1	9			10
		2015	2	2	-	1	2	1	1	1	2	-	-	-	12	33.3%	▲	12
	General Civil - Level 2	2014	13	19	21	9	12	20	14	14	15	15	7	8	152			167
		2015	12	14	9	12	9	16	11	13	20	5	-	-	121	-20.4%	▼	121
	General Civil - Level 3	2014	3	3	4	10	3	3	8	8	2	9	8	3	53			64
		2015	3	2	7	7	8	8	1	3	3	1	-	-	43	-18.9%	▼	43
	Probates/Wills and Trusts - Level 1	2014	1	-	-	1	-	-	-	-	2	-	-	-	4			4
		2015	-	-	-	-	-	1	-	1	-	-	-	-	2	-50.0%	▼	2
	Probates/Wills and Trusts - Level 2	2014	3	-	7	1	1	4	2	2	6	3	1	2	29			32
		2015	8	2	2	5	2	1	1	3	-	5	-	-	29	0.0%	↔	29
	Protective Orders	2014	1	3	4	2	-	1	2	2	2	1	2	-	18			20
		2015	-	1	3	1	5	-	1	-	-	-	-	-	11	-38.9%	▼	11
	Uncontested Divorce	2014	28	29	31	30	22	35	20	28	24	22	23	21	269			313
		2015	26	28	39	24	50	22	31	27	25	24	-	-	296	10.0%	▲	296
Criminal	Capital Murder	2014	-	-	2	-	-	-	-	-	-	-	-	-	2			2
		2015	-	-	-	4	-	-	-	-	-	-	-	-	4	100.0%	▲	4
	Misdemeanor	2014	52	70	61	61	48	43	66	48	52	48	54	40	549			643
		2015	43	43	56	41	64	74	37	47	35	33	-	-	473	-13.8%	▼	473
	Non-Capital Felonies and Related Matters	2014	159	239	215	226	239	190	300	197	244	225	171	199	2,234			2,604
		2015	170	212	211	224	250	254	184	204	134	194	-	-	2,037	-8.8%	▼	2,037
Other	Other Criminally Related Matters	2014	8	17	9	5	8	4	25	11	15	7	9	13	109			131
		2015	3	7	8	6	10	7	3	6	3	10	-	-	63	-42.2%	▼	63
	Miscellaneous	2014	209	242	254	222	149	128	162	145	155	174	93	140	1,840			2,073
		2015	149	201	167	152	153	137	153	131	174	181	-	-	1,598	-13.2%	▼	1,598
	Other	2014	84	77	44	68	43	55	71	59	73	68	66	60	642			768
		2015	77	67	55	68	51	66	71	65	56	74	-	-	650	1.2%	▲	650

Court: Shenandoah Circuit

Start/End Date: Jan-14 / Oct-15

2014 Average Month: 273

Jan-Oct 2014: 2,820

Filings Trending: Downward ▼

Circuit/Court ID: 26 226171

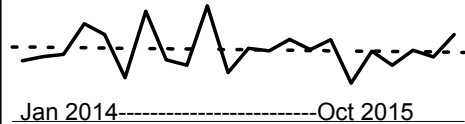
Type of Case: Filings

2015 Average Month:256

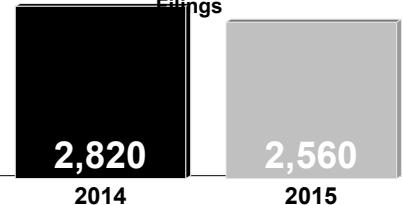
Jan-Oct 2015 : 2,560

Overall AVG. Month: 265

Monthly Filings Summary



January --- October Filings



			Jan	Feb	Mar	Apr	May	Jun	Jul	Aug	Sep	Oct	Nov	Dec	Thru Oct	% Change	Trending	Total
2014			224	239	247	360	321	162	406	227	207	427	180	270	2,820			3,270
2015			260	303	265	302	141	259	208	263	238	321	-	-	2,560	-9.2%	▼	2,560

			Jan	Feb	Mar	Apr	May	Jun	Jul	Aug	Sep	Oct	Nov	Dec	Thru Oct	% Change	Trending	Total
Civil	Administrative Law	2014	-	-	-	1	1	-	-	-	-	1	-	-	3			3
		2015	-	-	-	-	1	-	1	-	-	-	-	-	2	-33.3%	▼	2
	Contested Divorce	2014	2	5	6	7	2	5	5	3	2	2	3	4	39			46
		2015	4	3	4	4	3	6	3	2	6	3	-	-	38	-2.6%	▼	38
	Domestic and Family - Level 1	2014	-	4	6	6	12	3	6	5	10	11	11	5	63			79
		2015	6	3	2	9	2	4	3	12	8	2	-	-	51	-19.0%	▼	51
	Domestic and Family - Level 2	2014	1	2	3	1	1	1	2	2	1	-	4	2	14			20
		2015	2	3	-	2	1	4	1	1	1	-	-	-	15	7.1%	▲	15
	General Civil - Level 1	2014	1	-	-	-	-	-	-	1	-	-	-	-	2			2
		2015	-	-	1	-	-	-	-	-	1	-	-	-	2	0.0%	↔	2
	General Civil - Level 2	2014	2	2	4	6	7	3	6	1	5	6	2	4	42			48
		2015	2	2	3	1	3	4	-	1	6	1	-	-	23	-45.2%	▼	23
	General Civil - Level 3	2014	1	3	2	2	1	3	1	-	1	-	-	1	14			15
		2015	1	2	4	2	2	1	2	3	3	-	-	-	20	42.9%	▲	20
Criminal	Probates/Wills and Trusts - Level 2	2014	3	1	4	-	-	1	1	1	1	-	1	1	12			14
		2015	-	1	-	1	-	-	2	-	-	-	-	-	4	-66.7%	▼	4
	Uncontested Divorce	2014	8	14	10	11	11	9	13	13	11	10	4	4	110			118
		2015	4	2	10	13	7	5	10	10	6	6	-	-	73	-33.6%	▼	73
	Capital Murder	2014	-	-	-	1	-	-	-	-	-	-	-	-	1			1
		2015	24	34	21	30	15	7	29	28	23	45	13	48	256			317
	Misdemeanor	2014	17	45	35	16	8	17	15	19	24	121	-	-	317	23.8%	▲	317
		2015	67	48	13	123	121	6	251	63	18	223	28	117	933			1,078
	Non-Capital Felonies and Related Matters	2014	110	90	99	128	34	95	74	42	67	79	-	-	818	-12.3%	▼	818
		2015	-	3	1	6	-	3	2	1	17	5	-	1	38			39
	Other Criminally Related Matters	2014	1	8	1	5	2	5	-	19	-	10	-	-	51	34.2%	▲	51
		2015	96	88	100	90	59	76	64	58	81	91	54	57	803			914
Other	Miscellaneous	2014	75	53	84	68	51	76	64	84	77	71	-	-	703	-12.5%	▼	703
		2015	19	35	77	76	91	45	26	51	37	33	60	26	490			576
	Other	2015	38	91	22	53	27	42	33	70	39	28	-	-	443	-9.6%	▼	443

Court: Warren Circuit

Start/End Date: Jan-14 / Oct-15

2014 Average Month: 246

Jan-Oct 2014: 2,534

Filings Trending: Downward ▼

Circuit/Court ID: 26 226187

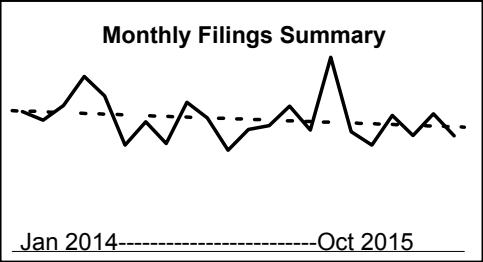
Type of Case: Filings

2015 Average Month: 243

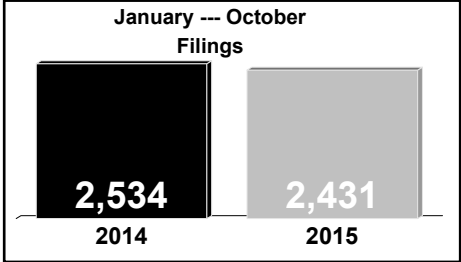
Jan-Oct 2015 : 2,431

Overall AVG. Month: 244

Monthly Filings Summary



January --- October Filings



			Jan	Feb	Mar	Apr	May	Jun	Jul	Aug	Sep	Oct	Nov	Dec	Thru Oct	% Change	Trending	Total
2014			258	242	269	323	287	196	239	199	275	246	187	225	2,534			2,946
2015			232	268	224	358	221	196	251	214	254	213	-	-	2,431	-4.1%	▼	2,431

			Jan	Feb	Mar	Apr	May	Jun	Jul	Aug	Sep	Oct	Nov	Dec	Thru Oct	% Change	Trending	Total
Civil	Administrative Law	2014	-	-	-	-	-	-	1	-	-	1	-	-	2			2
		2015	-	-	-	-	1	-	-	-	-	-	-	-	1	-50.0%	▼	1
	Contested Divorce	2014	10	7	12	12	9	5	6	12	9	8	5	13	90			108
		2015	4	7	16	11	7	4	8	9	6	8	-	-	80	-11.1%	▼	80
	Domestic and Family - Level 1	2014	-	11	6	2	5	6	4	7	5	5	5	28	51			84
		2015	2	1	6	5	11	11	4	10	18	12	-	-	80	56.9%	▲	80
	Domestic and Family - Level 2	2014	-	3	2	3	7	2	4	1	-	2	1	-	24			25
		2015	-	-	12	2	4	2	1	4	-	2	-	-	27	12.5%	▲	27
	General Civil - Level 1	2014	-	1	1	-	-	-	1	-	1	1	2	-	5			7
		2015	-	-	-	-	-	-	-	1	1	-	-	-	2	-60.0%	▼	2
	General Civil - Level 2	2014	6	2	7	4	6	8	6	5	10	3	4	4	57			65
		2015	1	6	6	8	8	5	4	2	2	4	-	-	46	-19.3%	▼	46
	General Civil - Level 3	2014	-	1	2	2	1	2	2	1	4	1	2	6	16			24
		2015	1	-	2	3	3	1	1	-	1	2	-	-	14	-12.5%	▼	14
	Probates/Wills and Trusts - Level 1	2014	-	-	-	-	-	-	-	1	-	-	-	-	1			1
		2015	-	-	-	-	-	-	-	-	1	-	-	-	1	0.0%	↔	1
	Probates/Wills and Trusts - Level 2	2014	-	-	2	1	1	-	-	-	-	-	-	1	4			5
		2015	2	-	1	1	-	1	-	-	-	-	-	-	5	25.0%	▲	5
	Protective Orders	2014	-	-	-	-	-	4	3	1	1	-	1	1	9			11
		2015	1	4	-	-	1	1	2	1	1	-	-	-	11	22.2%	▲	11
	Uncontested Divorce	2014	14	17	16	22	21	21	11	24	17	24	21	13	187			221
		2015	12	20	15	26	17	21	18	29	15	16	-	-	189	1.1%	▲	189
Criminal	Misdemeanor	2014	14	3	18	18	15	13	25	21	14	24	16	12	165			193
		2015	15	11	14	29	18	13	22	27	20	16	-	-	185	12.1%	▲	185
	Non-Capital Felonies and Related Matters	2014	82	37	41	107	124	47	69	31	89	77	52	44	704			800
		2015	83	75	24	162	68	46	76	46	103	74	-	-	757	7.5%	▲	757
	Other Criminally Related Matters	2014	8	2	10	7	4	4	4	-	4	2	4	-	45			49
		2015	10	5	13	4	1	4	6	5	4	-	-	-	52	15.6%	▲	52
Other	Miscellaneous	2014	96	86	95	92	69	48	52	72	64	58	46	53	732			831
		2015	76	67	73	61	54	55	75	64	54	72	-	-	651	-11.1%	▼	651
	Other	2014	28	72	57	53	25	36	51	23	57	40	28	50	442			520
			2015	25	72	42	46	28	32	16	28	7	-	-	330	-25.3%	▼	330

Court: Winchester Circuit

Start/End Date: Jan-14 / Oct-15

2014 Average Month: 207

Jan-Oct 2014: 2,101

Filings Trending: Upward ▲

Circuit/Court ID: 26 226840


Type of Case: Filings

2015 Average Month:231

Jan-Oct 2015 : 2,311

Overall AVG. Month: 218

Monthly Filings Summary



Jan 2014-----Oct 2015

January --- October Filings

2,101

2014

2,311

2015

	Jan	Feb	Mar	Apr	May	Jun	Jul	Aug	Sep	Oct	Nov	Dec	Thru Oct	% Change	Trending	Total
2014	139	209	239	221	240	221	234	168	202	228	200	187	2,101			2,488
2015	200	277	250	213	230	259	263	217	213	189	-	-	2,311	10.0%	▲	2,311

			Jan	Feb	Mar	Apr	May	Jun	Jul	Aug	Sep	Oct	Nov	Dec	Thru Oct	% Change	Trending	Total
Civil	Administrative Law	2015	-	-	-	-	-	1	-	-	-	-	-	-	1			1
	Contested Divorce	2014	3	6	7	12	6	6	3	5	5	6	4	1	59			64
		2015	5	4	2	5	4	5	-	6	2	4	-	-	37	-37.3%	▼	37
	Domestic and Family - Level 1	2014	1	2	4	4	1	1	-	2	1	12	-	1	28			29
		2015	4	-	-	-	5	13	4	4	3	-	-	-	33	17.9%	▲	33
	Domestic and Family - Level 2	2014	-	2	2	1	-	3	1	1	6	-	2	1	16			19
		2015	3	-	2	4	1	3	5	-	5	3	-	-	26	62.5%	▲	26
	General Civil - Level 1	2014	-	-	-	1	1	1	-	1	-	-	-	1	4			5
		2015	1	1	1	1	-	-	1	1	1	1	-	-	8	100.0%	▲	8
	General Civil - Level 2	2014	2	8	2	3	7	2	2	3	5	3	5	4	37			46
		2015	5	-	20	5	5	4	8	4	3	6	-	-	60	62.2%	▲	60
	General Civil - Level 3	2014	-	-	1	1	1	1	4	1	2	2	-	1	13			14
		2015	6	-	2	5	1	2	1	-	2	2	-	-	21	61.5%	▲	21
	Probates/Wills and Trusts	2014	-	1	-	-	-	-	1	-	2	-	-	-	4			4
	Probates/Wills and Trusts - Level 2	2014	1	1	1	-	-	1	-	1	1	-	2	1	6			9
		2015	1	-	1	-	1	2	2	3	-	2	-	-	12	100.0%	▲	12
Criminal	Protective Orders	2014	-	-	-	-	-	-	-	-	-	1	-	-	1			1
		2015	-	-	-	-	-	-	-	-	1	-	-	-	1	0.0%	↔	1
	Uncontested Divorce	2014	9	9	8	9	7	14	10	10	9	5	11	11	90			112
		2015	13	10	8	10	6	11	14	9	11	4	-	-	96	6.7%	▲	96
	Misdemeanor	2014	20	53	72	45	69	39	52	34	60	41	51	49	485			585
		2015	31	46	43	40	46	46	37	37	26	30	-	-	382	-21.2%	▼	382
Other	Non-Capital Felonies and Related Matters	2014	65	80	101	95	120	118	119	78	83	121	101	85	980			1,166
		2015	100	172	135	112	127	137	160	120	123	113	-	-	1,299	32.6%	▲	1,299
	Other Criminally Related Matters	2014	3	5	5	2	-	2	6	2	-	7	2	5	32			39
		2015	6	2	4	3	4	7	2	5	4	-	-	-	37	15.6%	▲	37
	Miscellaneous	2014	33	39	35	43	27	29	35	29	25	28	21	26	323			370
		2015	22	40	29	26	28	25	28	28	29	22	-	-	277	-14.2%	▼	277
	Other	2014	2	3	1	5	1	4	1	1	3	2	1	1	23			25
		2015	3	2	3	2	2	3	1	-	3	2	-	-	21	-8.7%	▼	21

Court: Bland Circuit

Start/End Date: Jan-14 / Oct-15

2014 Average Month: 34

Jan-Oct 2014: 371

Filings Trending: Downward ▼

Circuit/Court ID: 27 227021


Type of Case: Filings

2015 Average Month: 27

Jan-Oct 2015 : 269

Overall AVG. Month: 31

Monthly Filings Summary



Jan 2014-----Oct 2015

January --- October Filings

371

2014

269

2015

	Jan	Feb	Mar	Apr	May	Jun	Jul	Aug	Sep	Oct	Nov	Dec	Thru Oct	% Change	Trending	Total
2014	33	37	36	50	32	47	16	34	52	34	21	19	371			411
2015	20	32	29	24	28	19	23	26	30	38	-	-	269	-27.5%	▼	269

			Jan	Feb	Mar	Apr	May	Jun	Jul	Aug	Sep	Oct	Nov	Dec	Thru Oct	% Change	Trending	Total
Civil	Administrative Law	2014	-	-	-	-	-	-	-	-	-	-	-	1	0			1
	Contested Divorce	2014	4	-	3	-	-	2	-	-	1	2	-	-	12	0.0%	↔	12
		2015	-	1	-	1	-	2	1	1	3	-	-	-	9	-25.0%	▼	9
	Domestic and Family - Level 1	2014	-	-	-	-	-	1	-	-	2	-	-	-	3			3
		2015	-	-	-	3	-	1	-	2	-	-	-	-	6	100.0%	▲	6
	Domestic and Family - Level 2	2014	1	-	-	-	-	-	-	-	-	-	-	-	1			1
		2015	-	-	1	-	2	-	-	-	1	-	-	-	4	300.0%	▲	4
	General Civil - Level 2	2014	-	-	-	1	-	1	-	-	2	1	-	1	5			6
		2015	-	1	-	2	-	-	-	-	-	-	-	-	3	-40.0%	▼	3
	General Civil - Level 3	2014	-	-	-	1	1	-	-	-	-	-	-	1	2			3
		2015	1	-	-	-	1	1	1	-	-	1	-	-	5	150.0%	▲	5
	Probates/Wills and Trusts - Level 2	2014	-	1	-	-	1	-	-	-	-	-	1	2	2			5
Criminal		2015	-	-	1	-	-	-	-	-	1	-	-	-	2	0.0%	↔	2
	Uncontested Divorce	2014	3	-	3	1	2	5	1	3	3	-	2	1	21			24
		2015	3	2	1	3	1	1	2	2	2	3	-	-	20	-4.8%	▼	20
	Misdemeanor	2014	-	1	2	1	1	1	-	2	1	-	3	-	9			12
		2015	-	3	-	1	-	-	1	1	-	1	-	-	7	-22.2%	▼	7
Criminal	Non-Capital Felonies and Related Matters	2014	2	11	3	5	9	20	1	9	25	4	4	2	89			95
		2015	2	1	4	2	8	3	6	4	6	2	-	-	38	-57.3%	▼	38
	Other Criminally Related Matters	2014	-	2	-	2	2	-	1	6	1	-	-	-	14			14
Other		2015	-	1	-	-	1	-	-	2	-	1	-	-	5	-64.3%	▼	5
	Miscellaneous	2014	23	22	25	39	16	16	12	14	17	27	11	11	211			233
		2015	14	23	22	12	15	10	12	14	17	30	-	-	169	-19.9%	▼	169
Other	Other	2014	-	-	-	-	-	1	1	-	-	-	-	-	2			2
		2015	-	-	-	-	-	1	-	-	-	-	-	-	1	-50.0%	▼	1

Court: Carroll Circuit

Start/End Date: Jan-14 / Oct-15

2014 Average Month: 229

Jan-Oct 2014: 2,335

Filings Trending: Downward ▼

Circuit/Court ID: 27 227035

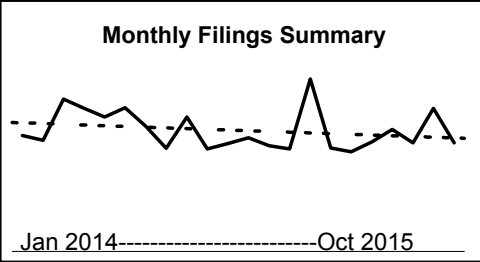
Type of Case: Filings

2015 Average Month:217

Jan-Oct 2015 : 2,168

Overall AVG. Month: 223

Monthly Filings Summary



January --- October Filings

2,335

2014

2,168

2015

	Jan	Feb	Mar	Apr	May	Jun	Jul	Aug	Sep	Oct	Nov	Dec	Thru Oct	% Change	Trending	Total
2014	214	205	281	264	248	265	231	190	248	189	199	210	2,335			2,744
2015	195	189	318	191	184	202	225	200	264	200	-	-	2,168	-7.2%	▼	2,168

			Jan	Feb	Mar	Apr	May	Jun	Jul	Aug	Sep	Oct	Nov	Dec	Thru Oct	% Change	Trending	Total
Civil	Administrative Law	2014	-	-	1	-	-	-	-	1	-	-	-	-	2			2
		2015	-	1	-	-	1	-	-	-	-	-	-	-	2	0.0%	↔	2
	Contested Divorce	2014	1	5	6	2	5	1	5	3	2	3	2	3	33			38
		2015	1	3	2	3	8	1	5	4	4	3	-	-	34	3.0%	▲	34
	Domestic and Family - Level 1	2014	4	-	3	5	5	1	12	2	19	2	5	-	53			58
		2015	-	-	1	5	1	5	-	-	8	5	-	-	25	-52.8%	▼	25
	Domestic and Family - Level 2	2014	2	1	5	2	4	7	-	1	2	1	2	2	25			29
		2015	1	2	4	-	1	1	1	-	-	2	-	-	12	-52.0%	▼	12
	General Civil - Level 1	2014	2	2	1	1	-	-	-	-	1	-	-	-	7			7
		2015	-	-	1	-	-	-	-	-	-	-	-	-	1	-85.7%	▼	1
	General Civil - Level 2	2014	2	5	4	4	5	4	8	6	3	3	2	3	44			49
		2015	3	2	15	4	12	5	8	3	3	2	-	-	57	29.5%	▲	57
	General Civil - Level 3	2014	2	4	11	3	2	4	4	6	1	-	3	-	37			40
		2015	-	-	4	1	2	2	1	2	1	3	-	-	16	-56.8%	▼	16
	Probates/Wills and Trusts - Level 1	2014	-	-	-	-	-	-	-	1	-	-	-	-	1			1
		2015	-	-	-	2	-	1	-	-	1	-	-	-	4	300.0%	▲	4
	Probates/Wills and Trusts - Level 2	2014	-	3	10	3	7	3	5	4	2	7	4	-	44			48
		2015	2	3	1	2	2	-	-	4	1	4	-	-	19	-56.8%	▼	19
Criminal	Protective Orders	2015	-	1	-	-	-	-	-	-	-	-	-	-	1			1
		2014	5	9	13	12	15	11	9	7	11	11	4	9	103			116
	Uncontested Divorce	2015	6	13	15	8	10	3	9	2	6	11	-	-	83	-19.4%	▼	83
		2014	10	4	9	15	14	11	14	6	21	3	9	5	107			121
	Misdemeanor	2015	11	11	19	10	7	13	9	21	9	19	-	-	129	20.6%	▲	129
		2014	80	44	88	90	80	129	55	66	103	72	42	63	807			912
	Non-Capital Felonies and Related Matters	2015	52	54	102	40	66	61	57	56	111	56	-	-	655	-18.8%	▼	655
		2014	11	7	9	34	14	18	25	6	22	3	10	22	149			181
	Other Criminally Related Matters	2015	12	3	23	5	8	11	14	5	6	11	-	-	98	-34.2%	▼	98
		2014	78	98	92	71	75	53	77	66	43	63	41	88	716			845
Other	Miscellaneous	2015	88	74	104	90	45	70	97	85	93	84	-	-	830	15.9%	▲	830
		2014	17	23	29	22	22	23	17	15	18	21	75	15	207			297
	Other	2015	19	22	27	21	21	29	24	18	21	-	-	-	202	-2.4%	▼	202

Court: Floyd Circuit

Start/End Date: Jan-14 / Oct-15

2014 Average Month: 84

Jan-Oct 2014: 802

Filings Trending: Downward ▼

Circuit/Court ID: 27 227063

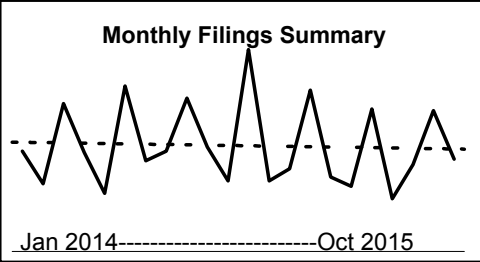
Type of Case: Filings

2015 Average Month:72

Jan-Oct 2015 : 715

Overall AVG. Month: 78

Monthly Filings Summary



January --- October Filings

802

2014

715

2015

	Jan	Feb	Mar	Apr	May	Jun	Jul	Aug	Sep	Oct	Nov	Dec	Thru Oct	% Change	Trending	Total
2014	74	50	109	73	43	122	67	74	113	77	52	149	802			1,003
2015	52	61	119	55	48	105	39	64	104	68	-	-	715	-10.8%	▼	715

			Jan	Feb	Mar	Apr	May	Jun	Jul	Aug	Sep	Oct	Nov	Dec	Thru Oct	% Change	Trending	Total
Civil	Administrative Law	2015	1	-	-	-	-	-	-	-	-	-	-	-	1			1
	Contested Divorce	2014	-	1	4	8	-	-	3	1	-	1	1	-	18			19
		2015	2	3	4	2	1	4	3	1	3	2	-	-	25	38.9%	▲	25
	Domestic and Family - Level 1	2014	-	-	-	-	2	2	10	4	-	2	10	-	20			30
		2015	-	-	-	6	-	2	-	-	-	-	-	-	8	-60.0%	▼	8
	Domestic and Family - Level 2	2014	2	1	-	-	1	-	1	-	-	-	-	-	5			5
		2015	-	-	-	2	1	-	-	-	-	-	-	-	3	-40.0%	▼	3
	General Civil - Level 1	2014	1	-	1	-	-	-	-	-	-	1	-	-	3			3
		2015	1	1	-	-	-	-	-	-	-	-	-	-	2	-33.3%	▼	2
	General Civil - Level 2	2014	2	3	-	-	-	1	2	1	-	3	-	1	12			13
		2015	-	1	-	-	-	-	1	4	1	1	-	-	8	-33.3%	▼	8
	General Civil - Level 3	2014	1	1	1	1	-	1	9	6	-	1	1	-	21			22
		2015	1	1	1	4	1	-	2	3	2	-	-	-	15	-28.6%	▼	15
	Probates/Wills and Trusts - Level 1	2014	-	-	-	-	-	-	-	1	-	-	-	-	1			1
		2015	-	-	-	-	-	-	-	-	1	-	-	-	1	0.0%	↔	1
	Probates/Wills and Trusts - Level 2	2014	-	1	-	1	-	-	1	-	1	-	-	1	4			5
		2015	3	-	2	1	-	-	-	3	1	1	-	-	11	175.0%	▲	11
Criminal	Uncontested Divorce	2014	4	3	1	2	1	3	3	5	4	5	3	5	31			39
		2015	6	4	3	3	5	5	3	5	6	3	-	-	43	38.7%	▲	43
	Misdemeanor	2014	8	5	18	10	8	15	1	5	12	8	-	7	90			97
		2015	1	-	5	-	4	3	1	3	11	4	-	-	32	-64.4%	▼	32
	Non-Capital Felonies and Related Matters	2014	16	3	32	10	12	68	11	8	71	8	4	88	239			331
		2015	8	4	71	10	9	60	2	17	42	11	-	-	234	-2.1%	▼	234
Other	Other Criminally Related Matters	2014	1	2	-	2	1	-	2	2	1	1	5	4	12			21
		2015	-	4	-	-	1	-	-	5	-	-	-	-	10	-16.7%	▼	10
	Miscellaneous	2014	39	29	51	39	18	32	24	41	24	47	28	43	344			415
		2015	29	43	33	27	26	31	27	23	37	46	-	-	322	-6.4%	▼	322
Other			2014	-	1	1	-	-	-	-	-	-	-	-	2			2

Court: Giles Circuit

Start/End Date: Jan-14 / Oct-15

2014 Average Month: 116

Jan-Oct 2014: 1,264

Filings Trending: Downward ▼

Circuit/Court ID: 27 227071


Type of Case: Filings

2015 Average Month:109

Jan-Oct 2015 : 1,090


Overall AVG. Month: 113

Monthly Filings Summary



Jan 2014-----Oct 2015

January --- October Filings



1,264 1,090

2014 2015

	Jan	Feb	Mar	Apr	May	Jun	Jul	Aug	Sep	Oct	Nov	Dec	Thru Oct	% Change	Trending	Total
2014	124	111	139	137	109	94	115	116	109	210	70	61	1,264			1,395
2015	106	96	119	115	83	89	88	122	190	82	-	-	1,090	-13.8%	▼	1,090

			Jan	Feb	Mar	Apr	May	Jun	Jul	Aug	Sep	Oct	Nov	Dec	Thru Oct	% Change	Trending	Total
Civil	Contested Divorce	2014	1	1	2	2	2	3	1	-	-	2	1	-	14			15
		2015	-	1	1	1	2	1	1	-	2	1	-	-	10	-28.6%	▼	10
	Domestic and Family - Level 1	2014	9	1	6	-	3	7	-	3	11	-	1	1	40			42
		2015	10	16	1	1	1	3	8	5	5	-	-	-	50	25.0%	▲	50
	Domestic and Family - Level 2	2014	-	-	3	-	1	1	3	-	-	-	2	3	8			13
		2015	-	-	6	-	5	-	-	1	-	1	-	-	13	62.5%	▲	13
	General Civil - Level 1	2014	-	-	1	-	-	-	-	-	-	-	1	1	1			3
		2015	1	2	1	3	4	4	2	4	1	1	2	-	23			25
	General Civil - Level 2	2014	1	2	-	3	-	2	1	-	1	5	-	-	15	-34.8%	▼	15
		2015	1	2	-	3	-	2	1	-	1	5	-	-	15	-34.8%	▼	15
	General Civil - Level 3	2014	9	5	1	-	-	1	1	7	-	1	-	-	25			25
		2015	-	-	-	1	-	-	-	1	1	-	-	-	3	-88.0%	▼	3
	Infraction/ Civil Violation	2014	-	-	1	-	-	-	-	-	-	-	-	-	1			1
		2015	-	-	-	-	-	-	-	-	-	-	-	-	1			1
	Probates/Wills and Trusts - Level 2	2014	1	3	2	2	1	4	1	1	-	2	-	-	17			17
		2015	1	3	-	-	1	1	2	1	-	-	-	-	9	-47.1%	▼	9
Criminal	Protective Orders	2014	-	-	-	-	-	-	-	-	-	-	1	1	0			2
		2015	-	1	-	-	-	-	-	1	1	-	-	-	3	0.0%	↔	3
	Uncontested Divorce	2014	3	1	8	3	6	1	4	1	6	2	6	2	35			43
		2015	6	1	9	5	6	6	7	4	3	1	-	-	48	37.1%	▲	48
	Misdemeanor	2014	9	2	6	11	4	4	15	4	4	12	4	2	71			77
		2015	9	9	10	6	10	6	5	19	22	7	-	-	103	45.1%	▲	103
	Non-Capital Felonies and Related Matters	2014	58	46	54	67	44	46	50	71	47	159	31	17	642			690
		2015	50	26	47	42	33	34	32	47	116	23	-	-	450	-29.9%	▼	450
	Other Criminally Related Matters	2014	5	2	5	2	7	-	7	6	7	3	2	-	44			46
		2015	1	5	1	16	-	8	1	8	5	9	-	-	54	22.7%	▲	54
Other	Miscellaneous	2014	28	47	50	47	37	23	31	19	33	28	19	34	343			396
		2015	28	32	43	40	24	28	31	35	34	35	-	-	330	-3.8%	▼	330
	Other	2014	-	1	-	-	-	-	-	-	-	-	-	-	1			1
		2015	-	-	-	-	1	-	-	-	-	-	-	-	1	0.0%	↔	1

Court: Grayson Circuit

Start/End Date: Jan-14 / Oct-15

2014 Average Month: 99

Jan-Oct 2014: 1,049

Filings Trending: Upward ▲

Circuit/Court ID: 27 227077

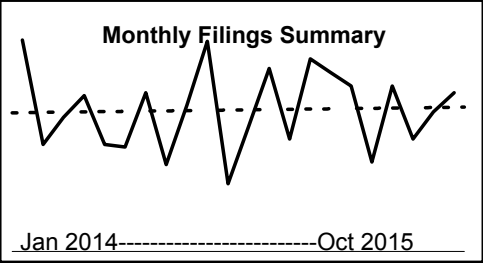
Type of Case: Filings

2015 Average Month:111

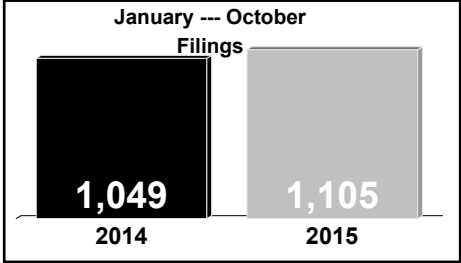
Jan-Oct 2015 : 1,105

Overall AVG. Month: 104

Monthly Filings Summary



January --- October Filings



			Jan	Feb	Mar	Apr	May	Jun	Jul	Aug	Sep	Oct	Nov	Dec	Thru Oct	% Change	Trending	Total
2014			156	79	99	115	79	77	117	64	108	155	50	92	1,049			1,191
2015			135	83	142	132	122	66	122	83	103	117	-	-	1,105	5.3%	▲	1,105

			Jan	Feb	Mar	Apr	May	Jun	Jul	Aug	Sep	Oct	Nov	Dec	Thru Oct	% Change	Trending	Total
Civil	Contested Divorce	2014	2	4	3	1	3	1	3	1	4	2	3	-	24			27
		2015	4	2	2	1	2	5	2	2	1	1	-	-	22	-8.3%	▼	22
	Domestic and Family - Level 1	2014	2	2	-	-	-	1	-	3	1	1	-	9	10			19
		2015	2	-	7	6	5	-	-	-	2	-	-	-	22	120.0%	▲	22
	Domestic and Family - Level 2	2014	-	-	-	-	-	-	-	1	-	-	-	-	1			1
		2015	-	-	-	-	-	-	2	-	-	-	-	-	2	100.0%	▲	2
	General Civil - Level 1	2014	1	-	-	-	-	-	-	-	-	-	-	-	1			1
		2015	-	-	1	-	-	-	1	-	1	-	-	-	3	200.0%	▲	3
	General Civil - Level 2	2014	1	2	-	1	1	1	2	1	2	6	-	3	17			20
		2015	3	2	1	4	2	2	1	6	2	4	-	-	27	58.8%	▲	27
	General Civil - Level 3	2014	-	-	1	-	1	2	1	-	3	-	-	1	8			9
		2015	1	1	2	-	1	1	-	3	-	1	-	-	10	25.0%	▲	10
	Probates/Wills and Trusts - Level 2	2014	-	1	1	-	2	-	2	-	1	-	-	1	7			8
		2015	1	-	3	-	-	1	-	-	1	2	-	-	8	14.3%	▲	8
	Protective Orders	2014	-	-	-	1	-	1	-	-	-	-	1	1	2			4
		2015	-	1	-	-	2	-	-	1	-	-	-	-	4	100.0%	▲	4
Criminal	Uncontested Divorce	2014	1	3	10	3	6	4	5	7	4	3	4	1	46			51
		2015	5	5	8	5	6	4	5	9	7	4	-	-	58	26.1%	▲	58
	Misdemeanor	2014	12	6	5	5	10	7	16	4	8	12	3	4	85			92
		2015	5	12	6	6	21	5	9	8	3	10	-	-	85	0.0%	↔	85
	Non-Capital Felonies and Related Matters	2014	96	16	17	49	22	43	51	24	26	77	8	25	421			454
		2015	71	11	41	45	45	11	65	18	11	48	-	-	366	-13.1%	▼	366
	Other Criminally Related Matters	2014	3	-	-	3	2	-	-	1	9	1	-	-	19			19
		2015	-	1	3	1	-	1	4	1	-	1	-	-	12	-36.8%	▼	12
	Miscellaneous	2014	38	43	62	51	31	16	36	21	47	51	31	47	396			474
		2015	43	48	68	63	36	35	32	33	73	45	-	-	476	20.2%	▲	476
Other	Other	2014	-	2	-	1	1	1	1	1	3	2	-	-	12			12
		2015	-	-	-	1	2	1	1	2	2	1	-	-	10	-16.7%	▼	10

Court: Montgomery Circuit

Start/End Date: Jan-14 / Oct-15

2014 Average Month: 360

Jan-Oct 2014: 3,669

Filings Trending: Upward ▲

Circuit/Court ID: 27 227121


Type of Case: Filings

2015 Average Month:380

Jan-Oct 2015 : 3,802

Overall AVG. Month: 369

Monthly Filings Summary



Jan 2014-----Oct 2015

January --- October Filings

3,669

2014

3,802

2015

	Jan	Feb	Mar	Apr	May	Jun	Jul	Aug	Sep	Oct	Nov	Dec	Thru Oct	% Change	Trending	Total
2014	429	391	376	374	387	390	305	327	334	356	272	382	3,669			4,323
2015	355	324	437	495	267	375	386	431	401	331	-	-	3,802	3.6%	▲	3,802

			Jan	Feb	Mar	Apr	May	Jun	Jul	Aug	Sep	Oct	Nov	Dec	Thru Oct	% Change	Trending	Total
Civil	Administrative Law	2014	-	1	-	-	-	-	-	1	2	-	-	-	4			4
		2015	1	-	-	-	-	-	3	1	-	-	-	-	5	25.0%	▲	5
	Contested Divorce	2014	8	3	11	8	12	7	6	8	5	12	4	7	80			91
		2015	4	14	8	17	9	7	6	8	2	14	-	-	89	11.3%	▲	89
	Domestic and Family - Level 1	2014	1	4	3	8	2	8	3	9	5	7	3	5	50			58
		2015	-	3	9	5	7	8	7	6	3	-	-	-	48	-4.0%	▼	48
	Domestic and Family - Level 2	2014	7	-	4	5	3	3	6	2	2	2	-	-	34			34
		2015	2	1	4	3	-	3	3	3	2	3	-	-	24	-29.4%	▼	24
	General Civil - Level 1	2014	3	1	1	-	-	-	-	-	-	2	3	-	7			10
		2015	1	3	-	-	1	2	-	1	-	1	-	-	9	28.6%	▲	9
	General Civil - Level 2	2014	19	8	15	10	7	9	7	13	7	9	1	8	104			113
		2015	4	6	13	13	8	16	9	13	16	10	-	-	108	3.8%	▲	108
	General Civil - Level 3	2014	2	2	5	1	14	5	4	6	6	4	3	8	49			60
		2015	4	4	9	6	1	3	5	9	3	1	-	-	45	-8.2%	▼	45
	Probates/Wills and Trusts - Level 1	2014	1	-	-	-	1	-	1	-	-	-	2	1	3			6
		2015	-	-	-	-	-	-	1	-	-	-	-	-	1	-66.7%	▼	1
	Probates/Wills and Trusts - Level 2	2014	1	2	2	1	1	2	3	6	4	4	3	1	26			30
		2015	4	3	4	4	1	4	-	1	2	4	-	-	27	3.8%	▲	27
Criminal	Uncontested Divorce	2014	14	13	26	13	12	14	20	17	13	15	8	18	157			183
		2015	22	15	23	23	18	18	19	20	13	15	-	-	186	18.5%	▲	186
	Misdemeanor	2014	40	41	29	28	43	92	26	26	25	20	22	40	370			432
		2015	25	28	31	39	18	46	31	43	35	16	-	-	312	-15.7%	▼	312
	Non-Capital Felonies and Related Matters	2014	148	157	70	142	172	97	107	146	107	104	86	126	1,250			1,462
		2015	110	43	95	123	57	75	113	163	106	65	-	-	950	-24.0%	▼	950
	Other Criminally Related Matters	2014	9	9	12	15	4	10	4	9	10	9	10	10	91			111
		2015	3	3	4	6	4	7	4	3	8	5	-	-	47	-48.4%	▼	47
	Miscellaneous	2014	176	150	196	142	116	142	117	84	148	168	127	156	1,439			1,722
		2015	151	135	144	161	99	136	144	124	174	146	-	-	1,414	-1.7%	▼	1,414
Other	Other	2014	-	-	2	1	-	1	1	-	-	-	-	2	5			7
		2015	24	66	93	95	44	50	41	36	37	51	-	-	537	0,640.0%	▲	537

Court: Pulaski Circuit

Start/End Date: Jan-14 / Oct-15

2014 Average Month: 250

Jan-Oct 2014: 2,625

Filings Trending: Downward ▼

Circuit/Court ID: 27 227155

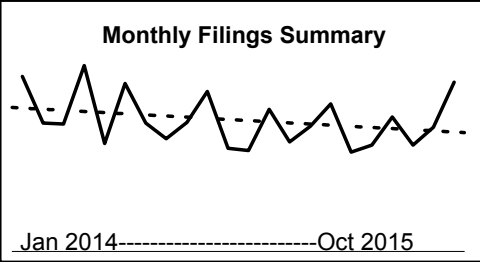
Type of Case: Filings

2015 Average Month: 233

Jan-Oct 2015 : 2,331

Overall AVG. Month: 242

Monthly Filings Summary



January --- October Filings

2,625

2014

2,331

2015

	Jan	Feb	Mar	Apr	May	Jun	Jul	Aug	Sep	Oct	Nov	Dec	Thru Oct	% Change	Trending	Total
2014	323	237	235	343	199	310	237	208	238	295	190	186	2,625			3,001
2015	262	202	231	272	183	196	248	196	229	312	-	-	2,331	-11.2%	▼	2,331

			Jan	Feb	Mar	Apr	May	Jun	Jul	Aug	Sep	Oct	Nov	Dec	Thru Oct	% Change	Trending	Total
Civil	Administrative Law	2014	-	-	1	-	-	-	-	-	3	-	-	-	4			4
	Contested Divorce	2014	3	4	5	3	-	1	9	1	3	3	5	5	32			42
		2015	4	6	9	7	1	6	6	4	3	1	-	-	47	46.9%	▲	47
	Domestic and Family - Level 1	2014	8	3	2	4	4	8	4	9	9	8	8	9	59			76
		2015	4	-	15	10	6	4	6	10	2	9	-	-	66	11.9%	▲	66
	Domestic and Family - Level 2	2014	1	-	-	1	3	-	2	2	1	3	-	2	13			15
		2015	-	3	3	2	4	1	1	2	-	2	-	-	18	38.5%	▲	18
	General Civil - Level 1	2014	-	2	-	-	1	-	-	-	-	-	2	-	3			5
		2015	1	-	1	-	-	1	1	-	-	-	-	-	4	33.3%	▲	4
	General Civil - Level 2	2014	2	7	2	4	3	11	3	4	2	2	2	-	40			42
		2015	6	5	5	2	7	8	5	6	2	3	-	-	49	22.5%	▲	49
	General Civil - Level 3	2014	3	-	-	2	3	2	1	2	-	2	2	3	15			20
		2015	2	-	3	3	2	4	4	4	1	1	-	-	24	60.0%	▲	24
	Probates/Wills and Trusts - Level 1	2014	-	-	-	-	-	-	-	-	-	1	-	-	1			1
		2015	-	-	-	-	-	-	-	1	-	-	-	-	1	0.0%	↔	1
	Probates/Wills and Trusts - Level 2	2014	-	-	1	5	3	2	-	1	2	2	2	2	16			20
		2015	1	1	2	1	-	1	-	1	-	3	-	-	10	-37.5%	▼	10
Criminal	Protective Orders	2014	-	-	-	1	1	-	1	2	1	1	-	-	7			7
		2015	-	-	-	1	1	-	-	-	-	-	-	-	2	-71.4%	▼	2
	Uncontested Divorce	2014	8	11	17	11	12	13	9	9	15	11	8	8	116			132
		2015	4	12	20	9	17	10	18	2	12	11	-	-	115	-0.9%	▼	115
	Capital Murder	2014	-	-	-	1	-	-	-	-	-	-	-	-	1			1
	Misdemeanor	2014	33	21	16	35	16	40	20	27	25	31	17	14	264			295
Other		2015	22	28	11	18	10	8	13	20	11	28	-	-	169	-36.0%	▼	169
	Non-Capital Felonies and Related Matters	2014	130	63	61	180	57	123	88	52	84	122	65	52	960			1,077
		2015	132	47	53	86	63	63	95	52	75	114	-	-	780	-18.8%	▼	780
	Other Criminally Related Matters	2014	15	12	7	5	3	12	9	10	8	11	4	7	92			103
Other		2015	7	5	9	18	4	4	9	10	10	1	-	-	77	-16.3%	▼	77
	Miscellaneous	2014	106	87	101	70	69	68	69	62	65	74	59	64	771			894
		2015	57	71	80	98	55	59	78	69	94	110	-	-	771	0.0%	↔	771
	Other	2014	14	27	22	21	24	30	22	27	20	24	16	20	231			267
		2015	22	24	20	17	13	27	12	15	19	29	-	-	198	-14.3%	▼	198

Court: Wythe Circuit

Start/End Date: Jan-14 / Oct-15

2014 Average Month: 176

Jan-Oct 2014: 1,792

Filings Trending: Upward ▲

Circuit/Court ID: 27 227197

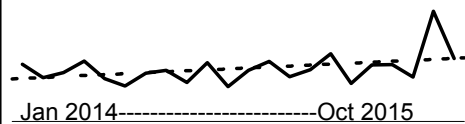
Type of Case: Filings

2015 Average Month:219

Jan-Oct 2015 : 2,190

Overall AVG. Month: 195

Monthly Filings Summary



January --- October Filings

1,792

2014

2,190

2015

	Jan	Feb	Mar	Apr	May	Jun	Jul	Aug	Sep	Oct	Nov	Dec	Thru Oct	% Change	Trending	Total
2014	211	161	180	223	158	131	178	189	144	217	129	189	1,792			2,110
2015	222	165	191	250	140	209	210	164	407	232	-	-	2,190	22.2%	▲	2,190

			Jan	Feb	Mar	Apr	May	Jun	Jul	Aug	Sep	Oct	Nov	Dec	Thru Oct	% Change	Trending	Total
Civil	Administrative Law	2015	-	-	-	-	-	1	1	-	-	-	-	-	2			2
	Contested Divorce	2014	4	1	2	4	1	2	4	3	4	7	5	6	32			43
		2015	2	2	7	4	3	2	4	-	4	3	-	-	31	-3.1%	▼	31
	Domestic and Family - Level 1	2014	9	3	3	5	10	7	2	11	10	13	-	14	73			87
		2015	6	4	1	4	4	12	6	14	12	4	-	-	67	-8.2%	▼	67
	Domestic and Family - Level 2	2014	-	-	2	1	2	1	3	-	1	2	-	1	12			13
		2015	4	3	1	1	1	2	2	2	2	3	-	-	21	75.0%	▲	21
	General Civil - Level 1	2014	2	-	-	1	-	-	2	-	1	-	-	-	6			6
		2015	-	-	-	1	1	-	-	-	-	-	-	-	2	-66.7%	▼	2
	General Civil - Level 2	2014	5	2	1	3	9	7	8	8	2	8	6	2	53			61
		2015	4	1	8	9	5	4	3	4	3	4	-	-	45	-15.1%	▼	45
	General Civil - Level 3	2014	-	2	4	4	7	1	2	1	1	-	1	10	22			33
		2015	9	9	8	-	6	3	7	1	2	3	-	-	48	118.2%	▲	48
	Probates/Wills and Trusts - Level 1	2014	-	1	-	-	-	-	-	-	-	-	-	-	1			1
		2015	-	-	-	-	-	-	-	-	-	1	-	-	1	0.0%	↔	1
	Probates/Wills and Trusts - Level 2	2014	2	1	1	2	1	-	-	3	2	1	1	-	13			14
		2015	2	1	1	1	-	-	3	-	-	-	-	-	8	-38.5%	▼	8
Criminal	Uncontested Divorce	2014	4	12	8	6	7	11	6	8	9	7	9	11	78			98
		2015	7	8	9	6	13	5	8	12	11	5	-	-	84	7.7%	▲	84
	Misdemeanor	2014	7	8	13	7	7	13	15	5	4	10	4	11	89			104
		2015	9	7	7	26	9	13	9	12	10	10	-	-	112	25.8%	▲	112
	Non-Capital Felonies and Related Matters	2014	102	38	57	111	55	33	84	65	35	89	43	74	669			786
		2015	102	42	39	128	37	94	88	51	252	100	-	-	933	39.5%	▲	933
Other	Other Criminally Related Matters	2014	3	-	8	4	7	5	8	4	8	4	5	-	51			56
		2015	5	8	11	12	4	8	9	5	9	5	-	-	76	49.0%	▲	76
	Miscellaneous	2014	67	87	80	72	46	51	42	73	67	70	55	55	655			765
		2015	71	79	96	58	57	57	69	59	94	94	-	-	734	12.1%	▲	734
	Other	2014	6	6	1	3	6	-	2	8	-	6	-	5	38			43
		2015	1	1	3	-	-	8	1	4	8	-	-	-	26	-31.6%	▼	26

Court: Radford Circuit

Start/End Date: Jan-14 / Oct-15

2014 Average Month: 109

Jan-Oct 2014: 1,050

Filings Trending: Downward ▼

Circuit/Court ID: 27 227750

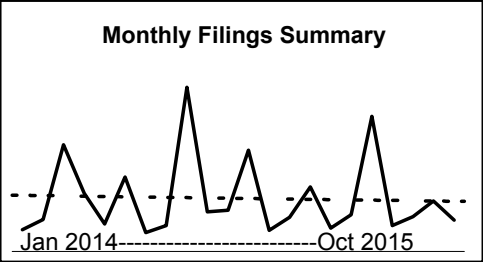
Type of Case: Filings

2015 Average Month:84

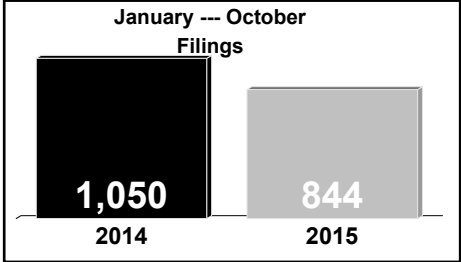
Jan-Oct 2015 : 844

Overall AVG. Month: 98

Monthly Filings Summary



January --- October Filings



	Jan	Feb	Mar	Apr	May	Jun	Jul	Aug	Sep	Oct	Nov	Dec	Thru Oct	% Change	Trending	Total
2014	40	59	197	107	51	137	35	48	303	73	76	187	1,050			1,313
2015	39	63	119	43	68	249	48	64	93	58	-	-	844	-19.6%	▼	844

			Jan	Feb	Mar	Apr	May	Jun	Jul	Aug	Sep	Oct	Nov	Dec	Thru Oct	% Change	Trending	Total
Civil	Administrative Law	2014	-	-	-	-	-	-	-	-	-	1	-	1	1			2
		2015	-	-	-	-	-	-	1	-	-	-	-	-	1	0.0%	↔	1
	Contested Divorce	2014	-	-	-	3	1	3	1	1	1	2	-	-	12			12
		2015	-	-	-	-	-	1	-	-	1	-	-	-	2	-83.3%	▼	2
	Domestic and Family - Level 1	2014	-	-	5	3	1	2	-	3	-	-	-	3	14			17
		2015	5	-	6	4	-	2	3	-	-	-	-	-	20	42.9%	▲	20
	Domestic and Family - Level 2	2014	-	-	-	-	1	-	-	1	-	-	1	-	2			3
		2015	-	2	-	-	-	-	-	-	-	1	-	-	3	50.0%	▲	3
	General Civil - Level 1	2014	-	-	-	1	-	1	-	-	-	-	1	1	2			4
		2015	-	-	-	1	-	-	-	-	-	-	-	-	1	-50.0%	▼	1
	General Civil - Level 2	2014	-	-	1	1	-	-	2	1	1	-	-	3	6			9
		2015	-	4	1	-	1	-	-	2	-	-	-	-	8	33.3%	▲	8
	General Civil - Level 3	2014	-	-	-	2	-	-	1	-	2	2	-	2	7			9
		2015	-	-	-	1	-	1	-	-	4	-	-	-	6	-14.3%	▼	6
	Probates/Wills and Trusts	2015	-	-	1	-	-	1	-	-	-	-	-	-	2			2
	Uncontested Divorce	2014	1	5	1	5	1	1	2	-	3	-	3	-	19			22
		2015	1	3	2	2	1	1	1	-	2	1	-	-	14	-26.3%	▼	14
Criminal	Misdemeanor	2014	1	7	18	26	1	31	5	9	23	10	13	28	131			172
		2015	2	6	11	6	6	8	4	9	18	14	-	-	84	-35.9%	▼	84
	Non-Capital Felonies and Related Matters	2014	9	17	140	36	27	71	7	13	234	29	37	122	583			742
		2015	8	25	69	5	46	213	4	18	46	19	-	-	453	-22.3%	▼	453
	Other Criminally Related Matters	2014	2	3	7	5	1	6	3	3	7	4	6	4	41			51
Other	Miscellaneous	2015	6	3	5	2	-	3	3	4	3	6	-	-	35	-14.6%	▼	35
		2014	27	26	25	25	18	22	14	17	32	22	15	23	228			266
	Other	2015	17	20	24	21	14	19	32	31	17	17	-	-	212	-7.0%	▼	212
		2014	-	1	-	-	-	-	-	-	-	3	-	-	4			4
		2015	-	-	-	1	-	-	-	-	2	-	-	-	3	-25.0%	▼	3

Court: Smyth Circuit

Start/End Date: Jan-14 / Oct-15

2014 Average Month: 218

Jan-Oct 2014: 2,245

Filings Trending: Downward ▼

Circuit/Court ID: 28 228173

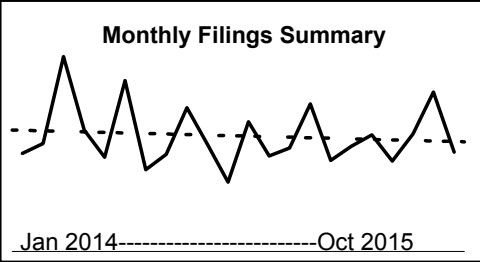
Type of Case: Filings

2015 Average Month:208

Jan-Oct 2015 : 2,077

Overall AVG. Month: 213

Monthly Filings Summary



January --- October Filings

2,245

2014

2,077

2015

	Jan	Feb	Mar	Apr	May	Jun	Jul	Aug	Sep	Oct	Nov	Dec	Thru Oct	% Change	Trending	Total
2014	181	199	359	224	174	315	151	179	265	198	128	239	2,245			2,612
2015	176	191	272	168	194	215	167	217	294	183	-	-	2,077	-7.5%	▼	2,077

			Jan	Feb	Mar	Apr	May	Jun	Jul	Aug	Sep	Oct	Nov	Dec	Thru Oct	% Change	Trending	Total
Civil	Administrative Law	2014	1	-	-	2	2	-	-	-	-	-	-	-	5			5
		2015	-	-	-	-	1	-	2	-	-	-	-	-	3	-40.0%	▼	3
	Contested Divorce	2014	6	3	8	2	1	5	7	6	6	1	-	2	45			47
		2015	3	3	2	5	6	4	6	6	3	-	-	-	38	-15.6%	▼	38
	Domestic and Family - Level 1	2014	1	2	-	5	-	4	-	4	3	-	-	4	19			23
		2015	1	1	3	4	3	5	-	1	-	4	-	-	22	15.8%	▲	22
	Domestic and Family - Level 2	2014	3	2	1	3	4	6	4	-	4	7	2	-	34			36
		2015	-	5	2	3	2	2	3	3	6	-	-	-	26	-23.5%	▼	26
	General Civil - Level 1	2014	-	-	-	-	1	1	2	-	-	-	-	1	4			5
		2015	1	-	-	-	1	-	1	-	1	-	-	-	4	0.0%	↔	4
	General Civil - Level 2	2014	9	6	7	5	9	6	4	3	5	5	1	5	59			65
		2015	2	1	5	3	1	5	3	1	2	2	-	-	25	-57.6%	▼	25
	General Civil - Level 3	2014	3	1	7	5	4	7	5	2	2	1	2	3	37			42
		2015	-	4	1	1	5	3	3	2	5	2	-	-	26	-29.7%	▼	26
	Probates/Wills and Trusts - Level 1	2014	-	-	-	1	-	-	-	-	-	-	-	1	1			2
		2015	-	-	-	-	-	-	-	-	1	-	-	-	1	0.0%	↔	1
	Probates/Wills and Trusts - Level 2	2014	3	4	5	3	4	2	1	2	1	1	-	1	26			27
		2015	-	-	3	-	-	1	2	2	1	2	-	-	11	-57.7%	▼	11
	Protective Orders	2015	-	-	-	-	-	-	1	-	-	-	-	-	1			1
	Uncontested Divorce	2014	6	8	11	12	8	14	11	10	9	5	13	6	94			113
		2015	12	8	8	10	8	4	3	5	9	4	-	-	71	-24.5%	▼	71
Criminal	Misdemeanor	2014	10	6	16	11	29	8	10	19	30	16	17	7	155			179
		2015	12	14	17	20	19	7	7	47	29	8	-	-	180	16.1%	▲	180
	Non-Capital Felonies and Related Matters	2014	46	46	150	70	34	153	25	49	107	77	36	114	757			907
		2015	64	59	106	34	83	75	46	85	141	54	-	-	747	-1.3%	▼	747
	Other Criminally Related Matters	2014	3	3	-	-	3	1	-	2	2	2	3	3	16			22
Other	Miscellaneous	2015	3	2	3	3	6	1	2	4	-	-	-	-	24	50.0%	▲	24
		2014	75	90	104	89	43	59	57	60	55	67	35	56	699			790
	Other	2015	56	65	61	64	35	63	50	43	61	87	-	-	585	-16.3%	▼	585
		2014	15	28	50	16	32	49	25	22	41	16	19	36	294			349
		2015	22	29	61	21	24	45	38	18	35	20	-	-	313	6.5%	▲	313

Court: Washington Circuit

Start/End Date: Jan-14 / Oct-15

2014 Average Month: 310

Jan-Oct 2014: 3,323

Filings Trending: Downward ▼

Circuit/Court ID: 28 228191


Type of Case: Filings

2015 Average Month: 276

Jan-Oct 2015 : 2,759

Overall AVG. Month: 295

Monthly Filings Summary



January --- October Filings

3,323

2014

2,759

2015

	Jan	Feb	Mar	Apr	May	Jun	Jul	Aug	Sep	Oct	Nov	Dec	Thru Oct	% Change	Trending	Total
2014	437	260	419	385	191	332	432	205	301	361	186	213	3,323			3,722
2015	384	188	291	358	193	223	368	194	266	294	-	-	2,759	-17.0%	▼	2,759

			Jan	Feb	Mar	Apr	May	Jun	Jul	Aug	Sep	Oct	Nov	Dec	Thru Oct	% Change	Trending	Total
Civil	Administrative Law	2014	-	1	1	2	1	-	-	-	1	-	-	-	6			6
		2015	-	-	-	-	-	1	-	3	-	-	-	-	4	-33.3%	▼	4
	Contested Divorce	2014	5	8	5	9	7	7	4	8	7	6	4	4	66			74
		2015	7	5	7	2	7	5	8	3	8	2	-	-	54	-18.2%	▼	54
	Domestic and Family - Level 1	2014	2	1	14	5	2	11	11	5	2	8	3	1	61			65
		2015	-	3	9	4	3	1	3	2	-	7	-	-	32	-47.5%	▼	32
	Domestic and Family - Level 2	2014	2	1	-	2	2	3	1	3	3	3	-	1	20			21
		2015	3	3	1	5	4	4	4	2	-	2	-	-	28	40.0%	▲	28
	General Civil - Level 1	2014	-	-	2	-	-	2	1	-	-	-	-	-	5			5
		2015	-	1	2	-	2	-	1	1	-	-	-	-	7	40.0%	▲	7
	General Civil - Level 2	2014	1	5	4	4	10	7	4	5	9	6	3	4	55			62
		2015	10	2	5	4	5	11	9	4	7	11	-	-	68	23.6%	▲	68
	General Civil - Level 3	2014	4	3	5	4	5	6	6	9	2	5	6	5	49			60
		2015	7	9	3	8	4	3	4	5	5	4	-	-	52	6.1%	▲	52
	Probates/Wills and Trusts - Level 1	2014	-	-	-	-	-	-	-	-	-	1	-	-	1			1
		2015	-	-	-	-	-	-	1	1	-	-	-	-	2	100.0%	▲	2
	Probates/Wills and Trusts - Level 2	2014	-	-	-	4	-	-	2	2	1	1	1	1	10			12
		2015	1	1	1	-	3	-	-	1	-	-	-	-	7	-30.0%	▼	7
	Protective Orders	2014	-	-	1	-	1	-	-	-	-	-	-	-	2			2
		2015	-	1	-	1	-	-	1	-	-	-	-	-	3	50.0%	▲	3
	Uncontested Divorce	2014	16	20	19	18	11	18	13	12	19	18	11	19	164			194
		2015	11	12	19	13	10	17	9	11	14	7	-	-	123	-25.0%	▼	123
Criminal	Misdemeanor	2014	34	4	20	8	8	32	20	9	10	25	5	17	170			192
		2015	22	5	11	32	9	11	20	20	13	18	-	-	161	-5.3%	▼	161
	Non-Capital Felonies and Related Matters	2014	152	42	151	136	32	123	243	60	136	142	61	58	1,217			1,336
		2015	203	47	92	170	56	68	170	28	77	99	-	-	1,010	-17.0%	▼	1,010
	Other Criminally Related Matters	2014	27	-	11	14	-	-	10	5	4	15	5	6	86			97
		2015	15	12	3	15	-	11	5	1	8	14	-	-	84	-2.3%	▼	84
Other	Miscellaneous	2014	194	175	186	179	112	123	115	87	107	131	87	97	1,409			1,593
		2015	103	86	133	104	88	90	133	112	134	130	-	-	1,113	-21.0%	▼	1,113
	Other	2014	-	-	-	-	-	-	2	-	-	-	-	-	2			2
		2015	2	1	5	-	2	1	-	-	-	-	-	-	11	450.0%	▲	11

Court: Bristol Circuit

Start/End Date: Jan-14 / Oct-15

2014 Average Month: 172

Jan-Oct 2014: 1,584

Filings Trending: Upward ▲

Circuit/Court ID: 28 228520


Type of Case: Filings

2015 Average Month:171

Jan-Oct 2015 : 1,714

Overall AVG. Month: 172

Monthly Filings Summary



Jan 2014-----Oct 2015

January --- October Filings

1,584

2014

1,714

2015

	Jan	Feb	Mar	Apr	May	Jun	Jul	Aug	Sep	Oct	Nov	Dec	Thru Oct	% Change	Trending	Total
2014	189	140	157	135	295	129	154	129	128	128	315	165	1,584			2,064
2015	124	224	163	151	281	155	123	149	173	171	-	-	1,714	8.2%	▲	1,714

			Jan	Feb	Mar	Apr	May	Jun	Jul	Aug	Sep	Oct	Nov	Dec	Thru Oct	% Change	Trending	Total
Civil	Administrative Law	2014	-	-	-	-	-	-	-	1	-	-	-	-	1			1
		2015	-	-	1	2	-	-	-	-	-	-	-	-	3	200.0%	▲	3
	Contested Divorce	2014	1	-	3	3	1	1	1	-	1	2	2	2	13			17
		2015	1	2	4	4	2	1	4	-	1	2	-	-	21	61.5%	▲	21
	Domestic and Family - Level 1	2014	1	-	2	1	-	2	3	-	-	-	-	1	9			10
		2015	1	2	1	-	1	5	1	7	-	-	-	-	18	100.0%	▲	18
	Domestic and Family - Level 2	2014	-	1	-	2	1	1	-	-	-	-	-	-	5			5
		2015	1	-	-	2	-	1	1	1	-	1	-	-	7	40.0%	▲	7
	General Civil - Level 1	2014	-	-	1	1	-	1	-	-	-	-	-	-	3			3
		2015	-	-	-	1	1	1	-	1	-	-	-	-	4	33.3%	▲	4
	General Civil - Level 2	2014	3	3	4	1	5	-	4	6	2	5	2	2	33			37
		2015	1	4	3	8	3	1	3	3	5	1	-	-	32	-3.0%	▼	32
	General Civil - Level 3	2014	2	2	4	3	3	-	4	2	4	4	1	-	28			29
		2015	-	2	2	1	1	-	2	1	2	1	-	-	12	-57.1%	▼	12
	Probates/Wills and Trusts	2015	-	-	2	1	-	1	-	1	-	-	-	-	5			5
	Uncontested Divorce	2014	4	3	5	4	6	7	1	5	7	3	6	2	45			53
		2015	6	3	12	5	7	5	4	3	5	8	-	-	58	28.9%	▲	58
Criminal	Capital Murder	2014	-	-	-	-	-	-	-	-	-	1	2	-	1			3
		2015	15	7	6	15	34	13	11	17	12	20	16	21	150			187
	Misdemeanor	2014	7	8	25	5	15	6	12	6	23	17	-	-	124	-17.3%	▼	124
		2015	86	53	75	45	184	72	91	56	71	53	227	87	786			1,100
	Non-Capital Felonies and Related Matters	2014	51	114	62	85	194	79	51	76	95	91	-	-	898	14.2%	▲	898
		2015	7	3	12	5	4	2	2	1	1	4	1	5	41			47
Other	Other Criminally Related Matters	2014	3	1	1	3	3	1	2	1	-	3	-	-	18	-56.1%	▼	18
		2015	55	56	38	44	37	23	29	32	26	28	50	43	368			461
	Miscellaneous	2014	36	28	32	30	33	42	36	34	37	41	-	-	349	-5.2%	▼	349
		2015	15	12	7	11	20	7	8	9	4	8	8	2	101			111
	Other	2015	17	60	18	4	21	12	7	15	5	6	-	-	165	63.4%	▲	165

Court: Buchanan Circuit

Start/End Date: Jan-14 / Oct-15

2014 Average Month: 223

Jan-Oct 2014: 2,494

Filings Trending: Downward ▼

Circuit/Court ID: 29 229027

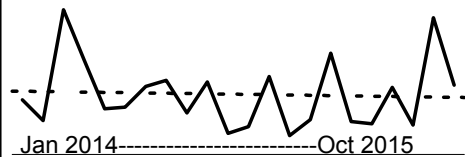
Type of Case: Filings

2015 Average Month: 221

Jan-Oct 2015 : 2,211

Overall AVG. Month: 222

Monthly Filings Summary



January --- October Filings

2,494

2014

2,211

2015

	Jan	Feb	Mar	Apr	May	Jun	Jul	Aug	Sep	Oct	Nov	Dec	Thru Oct	% Change	Trending	Total
2014	201	125	534	347	169	174	251	273	153	267	78	103	2,494			2,675
2015	288	70	128	374	122	113	248	108	504	256	-	-	2,211	-11.3%	▼	2,211

			Jan	Feb	Mar	Apr	May	Jun	Jul	Aug	Sep	Oct	Nov	Dec	Thru Oct	% Change	Trending	Total
Civil	Administrative Law	2014	-	-	-	-	-	-	1	-	-	-	-	-	1			1
	Contested Divorce	2014	4	3	7	3	1	3	1	3	1	4	2	2	30			34
		2015	-	3	5	4	1	1	5	1	4	3	-	-	27	-10.0%	▼	27
	Domestic and Family - Level 1	2014	3	2	-	4	1	1	7	2	3	1	7	3	24			34
		2015	1	-	3	-	4	-	2	12	1	9	-	-	32	33.3%	▲	32
	Domestic and Family - Level 2	2014	1	2	2	3	2	4	7	3	2	2	-	1	28			29
		2015	1	-	-	4	1	4	3	1	2	-	-	-	16	-42.9%	▼	16
	General Civil - Level 1	2014	-	-	1	1	-	2	-	-	-	-	1	-	4			5
		2015	-	1	2	-	-	-	1	-	1	1	-	-	6	50.0%	▲	6
	General Civil - Level 2	2014	4	1	4	6	7	9	13	6	4	6	1	7	60			68
		2015	6	4	-	6	5	16	9	4	1	7	-	-	58	-3.3%	▼	58
	General Civil - Level 3	2014	5	3	3	1	1	3	4	1	2	4	2	3	27			32
		2015	-	1	3	1	5	6	3	6	2	2	-	-	29	7.4%	▲	29
	Probates/Wills and Trusts - Level 1	2014	-	-	-	-	1	-	-	-	-	-	-	-	1			1
		2015	-	-	-	-	-	-	-	-	1	-	-	-	1	0.0%	↔	1
	Probates/Wills and Trusts - Level 2	2014	1	1	-	-	1	2	2	1	2	2	1	1	12			14
		2015	1	-	1	1	1	-	1	-	1	1	-	-	7	-41.7%	▼	7
Criminal	Protective Orders	2014	-	-	-	-	1	-	-	-	-	1	-	-	2			2
		2015	-	-	-	-	-	-	-	-	1	1	-	-	2	0.0%	↔	2
	Uncontested Divorce	2014	8	3	4	10	5	6	4	3	4	13	5	6	60			71
		2015	4	5	5	5	4	6	6	3	3	4	-	-	45	-25.0%	▼	45
	Capital Murder	2015	-	-	-	1	-	-	-	-	-	-	-	-	1			1
	Misdemeanor	2014	16	10	60	33	12	18	16	33	8	24	9	10	230			249
Other		2015	29	4	16	52	14	13	30	20	41	24	-	-	243	5.7%	▲	243
	Non-Capital Felonies and Related Matters	2014	93	28	333	171	24	60	134	153	48	132	4	22	1,176			1,202
		2015	192	13	8	217	39	13	127	20	383	109	-	-	1,121	-4.7%	▼	1,121
	Other Criminally Related Matters	2014	-	1	7	-	-	7	2	-	1	-	3	10	18			31
Other		2015	8	-	1	13	-	3	-	1	4	11	-	-	41	127.8%	▲	41
	Miscellaneous	2014	66	70	113	115	113	59	60	67	78	78	43	38	819			900
		2015	46	39	84	70	48	51	61	39	59	83	-	-	580	-29.2%	▼	580
Other	Other	2014	-	1	-	-	-	-	-	1	-	-	-	-	2			2
		2015	-	-	-	-	-	-	-	1	-	1	-	-	2	0.0%	↔	2

Court: Dickenson Circuit

Start/End Date: Jan-14 / Oct-15

2014 Average Month: 118

Jan-Oct 2014: 1,202

Filings Trending: Downward ▼

Circuit/Court ID: 29 229051


Type of Case: Filings

2015 Average Month: 114

Jan-Oct 2015 : 1,136

Overall AVG. Month: 116

Monthly Filings Summary



Jan 2014-----Oct 2015

January --- October Filings

1,202

2014

1,136

2015

	Jan	Feb	Mar	Apr	May	Jun	Jul	Aug	Sep	Oct	Nov	Dec	Thru Oct	% Change	Trending	Total
2014	68	162	105	141	88	145	92	78	200	123	123	87	1,202			1,412
2015	87	170	139	111	86	125	80	46	203	89	-	-	1,136	-5.5%	▼	1,136

			Jan	Feb	Mar	Apr	May	Jun	Jul	Aug	Sep	Oct	Nov	Dec	Thru Oct	% Change	Trending	Total
Civil	Contested Divorce	2014	1	1	3	5	-	1	1	1	1	4	-	1	18			19
		2015	3	2	2	5	2	-	-	1	5	6	-	-	26	44.4%	▲	26
	Domestic and Family - Level 1	2014	6	-	4	-	1	16	6	-	7	1	10	-	41			51
		2015	1	-	2	3	1	1	11	1	-	-	-	-	20	-51.2%	▼	20
	Domestic and Family - Level 2	2014	-	6	3	1	9	1	-	2	4	9	3	1	35			39
		2015	3	2	5	1	3	3	1	1	1	4	-	-	24	-31.4%	▼	24
	General Civil - Level 2	2014	3	1	2	5	3	3	3	1	1	-	4	3	22			29
		2015	-	-	4	2	2	2	2	1	3	2	-	-	18	-18.2%	▼	18
	General Civil - Level 3	2014	1	4	-	-	2	4	1	2	2	-	1	-	16			17
		2015	-	1	2	-	-	-	3	1	2	1	-	-	10	-37.5%	▼	10
	Probates/Wills and Trusts	2015	-	-	-	-	-	-	1	-	-	-	-	-	1			1
	Probates/Wills and Trusts - Level 2	2014	-	1	2	-	5	2	-	1	-	1	-	1	12			13
		2015	1	-	2	-	-	-	2	2	-	-	-	-	7	-41.7%	▼	7
	Protective Orders	2014	-	-	-	-	-	-	-	-	-	-	2	-	0			2
		2015	1	-	-	-	-	-	-	-	-	-	-	-	1	0.0%	↔	1
Criminal	Uncontested Divorce	2014	7	2	2	3	1	2	4	5	3	8	1	1	37			39
		2015	3	4	4	2	6	6	4	5	5	5	-	-	44	18.9%	▲	44
	Misdemeanor	2014	2	15	2	9	4	3	5	3	5	7	9	2	55			66
		2015	8	1	12	14	1	23	2	2	5	4	-	-	72	30.9%	▲	72
	Non-Capital Felonies and Related Matters	2014	9	81	26	72	3	68	33	15	134	36	45	31	477			553
		2015	34	120	55	30	34	36	13	2	145	21	-	-	490	2.7%	▲	490
	Other Criminally Related M	2014	-	-	-	-	1	-	1	1	-	-	-	-	3			3
		2015	35	41	43	35	51	32	28	31	31	39	36	32	366			434
	Miscellaneous	2014	30	24	39	50	26	41	33	20	24	36	-	-	323	-11.7%	▼	323
		2015	4	10	18	11	8	13	10	16	12	18	12	15	120			147
	Other	2014	4	10	18	11	8	13	10	16	12	18	12	15	120			147
		2015	3	16	12	4	11	13	8	10	13	10	-	-	100	-16.7%	▼	100

Court: Russell Circuit

Start/End Date: Jan-14 / Oct-15

2014 Average Month: 281

Jan-Oct 2014: 2,828

Filings Trending: Downward ▼

Circuit/Court ID: 29 229167

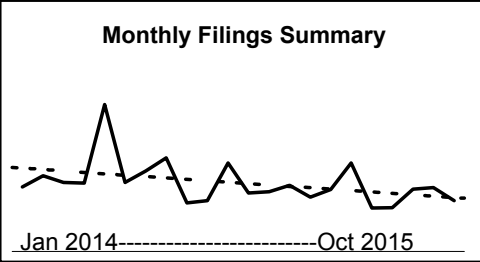
Type of Case: Filings

2015 Average Month:220

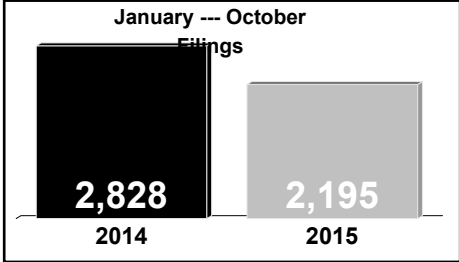
Jan-Oct 2015 : 2,195

Overall AVG. Month: 253

Monthly Filings Summary



January --- October Filings



	Jan	Feb	Mar	Apr	May	Jun	Jul	Aug	Sep	Oct	Nov	Dec	Thru Oct	% Change	Trending	Total
2014	238	279	255	252	542	254	297	345	179	187	326	216	2,828			3,370
2015	220	244	200	229	326	160	162	230	236	188	-	-	2,195	-22.4%	▼	2,195

			Jan	Feb	Mar	Apr	May	Jun	Jul	Aug	Sep	Oct	Nov	Dec	Thru Oct	% Change	Trending	Total
Civil	Administrative Law	2014	-	-	1	1	-	-	-	1	-	-	-	-	3			3
		2015	-	-	-	-	-	-	-	1	-	-	-	-	1	-66.7%	▼	1
	Contested Divorce	2014	6	3	5	2	6	7	7	3	3	4	3	5	46			54
		2015	3	5	5	5	2	5	2	6	3	1	-	-	37	-19.6%	▼	37
	Domestic and Family - Level 1	2014	15	3	6	5	-	10	8	11	-	4	4	2	62			68
		2015	10	7	-	6	1	-	10	3	-	3	-	-	40	-35.5%	▼	40
	Domestic and Family - Level 2	2014	2	5	3	2	2	2	2	3	-	6	2	1	27			30
		2015	1	1	3	5	2	6	2	1	5	3	-	-	29	7.4%	▲	29
	General Civil - Level 1	2014	-	-	-	-	-	-	-	1	-	-	-	-	1			1
		2015	-	-	1	1	2	3	-	-	-	-	-	-	7	600.0%	▲	7
	General Civil - Level 2	2014	6	2	4	10	6	6	5	13	1	4	2	3	57			62
		2015	7	3	1	4	9	2	2	7	6	9	-	-	50	-12.3%	▼	50
	General Civil - Level 3	2014	6	1	2	2	4	2	5	3	6	6	2	1	37			40
		2015	4	1	1	3	3	1	3	2	10	5	-	-	33	-10.8%	▼	33
	Probates/Wills and Trusts - Level 1	2014	-	-	-	-	-	-	-	-	-	-	1	-	0			1
		2015	-	-	-	-	1	-	-	-	-	-	-	-	1	0.0%	↔	1
	Probates/Wills and Trusts - Level 2	2014	1	-	-	-	-	3	-	1	-	1	-	-	6			6
		2015	2	1	1	3	3	-	1	2	-	-	-	-	13	116.7%	▲	13
	Protective Orders	2014	-	-	-	1	-	-	-	-	-	-	-	-	1			1
Criminal	Uncontested Divorce	2014	7	9	13	10	13	13	12	14	12	9	12	8	112			132
		2015	16	13	9	9	7	8	8	7	10	11	-	-	98	-12.5%	▼	98
	Misdemeanor	2014	25	36	23	8	29	10	5	40	14	10	36	9	200			245
		2015	20	20	20	9	43	3	11	19	11	8	-	-	164	-18.0%	▼	164
	Non-Capital Felonies and Related Matters	2014	68	99	61	65	363	46	116	125	40	44	186	71	1,027			1,284
		2015	80	121	65	79	157	43	45	115	64	47	-	-	816	-20.5%	▼	816
Other	Other Criminally Related Matters	2014	-	-	1	2	1	7	-	3	3	1	3	1	18			22
		2015	2	3	7	1	-	2	3	1	6	4	-	-	29	61.1%	▲	29
	Miscellaneous	2014	88	92	119	124	103	131	94	86	75	72	59	57	984			1,100
		2015	59	57	47	68	52	55	57	50	75	74	-	-	594	-39.6%	▼	594
	Other	2014	14	29	17	20	15	17	43	41	25	26	16	58	247			321
		2015	16	12	40	36	44	32	18	16	46	23	-	-	283	14.6%	▲	283

Court: Tazewell Circuit

Start/End Date: Jan-14 / Oct-15

2014 Average Month: 470

Jan-Oct 2014: 4,881

Filings Trending: Steady ↔

Circuit/Court ID: 29 229185

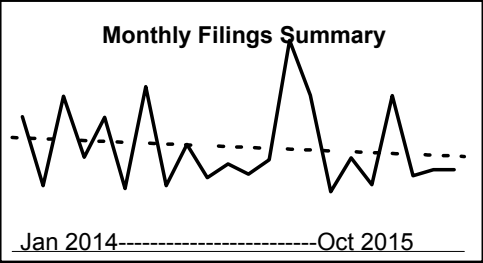
Type of Case: Filings

2015 Average Month:495

Jan-Oct 2015 : 4,952

Overall AVG. Month: 482

Monthly Filings Summary



January --- October Filings

4,881

2014

4,952

2015

			Jan	Feb	Mar	Apr	May	Jun	Jul	Aug	Sep	Oct	Nov	Dec	Thru Oct	% Change	Trending	Total
2014			621	303	716	435	618	290	760	304	493	341	404	357	4,881			5,642
2015			422	974	720	276	431	308	718	349	377	377	-	-	4,952	1.5%	▲	4,952

			Jan	Feb	Mar	Apr	May	Jun	Jul	Aug	Sep	Oct	Nov	Dec	Thru Oct	% Change	Trending	Total
Civil	Administrative Law	2014	-	-	-	-	-	-	-	1	-	-	-	1	1			2
		2015	-	-	-	-	-	-	2	2	-	-	-	-	4	300.0%	▲	4
	Contested Divorce	2014	3	5	6	6	4	7	6	1	10	7	6	6	55			67
		2015	4	8	5	7	5	5	2	7	6	11	-	-	60	9.1%	▲	60
	Domestic and Family - Level 1	2014	2	1	5	-	6	1	5	4	4	10	4	5	38			47
		2015	1	6	24	4	1	2	2	1	7	13	-	-	61	60.5%	▲	61
	Domestic and Family - Level 2	2014	1	1	2	3	3	6	7	2	4	-	1	2	29			32
		2015	4	2	3	1	4	4	4	3	1	2	-	-	28	-3.4%	▼	28
	General Civil - Level 1	2014	1	-	1	1	2	1	-	1	2	-	-	2	9			11
		2015	-	1	1	1	1	-	-	1	1	1	-	-	7	-22.2%	▼	7
	General Civil - Level 2	2014	2	10	10	8	5	5	10	10	1	4	9	8	65			82
		2015	10	3	5	13	5	5	7	5	2	5	-	-	60	-7.7%	▼	60
	General Civil - Level 3	2014	3	1	2	6	5	1	-	3	2	4	2	3	27			32
		2015	-	3	1	1	-	6	5	4	5	1	-	-	26	-3.7%	▼	26
	Probates/Wills and Trusts - Level 1	2014	-	-	-	-	-	-	-	-	1	-	-	1	1			2
		2015	-	-	-	-	-	1	1	-	-	-	-	-	2	100.0%	▲	2
	Probates/Wills and Trusts - Level 2	2014	4	3	1	1	-	2	-	3	2	2	2	2	18			22
		2015	4	2	5	6	1	2	3	1	-	5	-	-	29	61.1%	▲	29
	Uncontested Divorce	2014	17	25	19	11	12	15	23	16	9	15	13	11	162			186
		2015	12	9	15	16	5	11	14	12	10	17	-	-	121	-25.3%	▼	121
Criminal	Capital Murder	2014	-	-	-	-	-	-	-	-	-	-	-	1	0			1
		2015	-	-	-	-	-	-	-	-	-	1	-	-	1	0.0%	↔	1
	Misdemeanor	2014	86	30	120	35	125	20	96	19	93	33	89	45	657			791
		2015	72	55	124	31	86	35	139	62	41	26	-	-	671	2.1%	▲	671
	Non-Capital Felonies and Related Matters	2014	386	67	333	126	291	113	491	120	239	122	170	148	2,288			2,606
		2015	182	758	373	93	243	143	451	138	197	162	-	-	2,740	19.8%	▲	2,740
Other	Other Criminally Related Matters	2014	7	2	4	3	8	3	9	2	11	4	11	7	53			71
		2015	5	5	2	2	1	-	4	2	3	3	-	-	27	-49.1%	▼	27
	Miscellaneous	2014	103	149	207	228	153	110	111	118	113	137	89	106	1,429			1,624
		2015	125	112	155	96	76	83	78	100	99	126	-	-	1,050	-26.5%	▼	1,050
	Other	2014	6	9	6	7	4	6	2	4	2	3	7	10	49			66
		2015	3	10	7	5	3	11	6	11	5	4	-	-	65	32.7%	▲	65

Court: Lee Circuit

Start/End Date: Jan-14 / Oct-15

2014 Average Month: 221

Jan-Oct 2014: 2,303

Filings Trending: Downward ▼

Circuit/Court ID: 30 230105

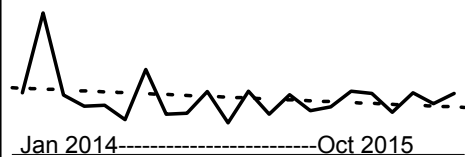
Type of Case: Filings

2015 Average Month:196

Jan-Oct 2015 : 1,959

Overall AVG. Month: 210

Monthly Filings Summary



January --- October Filings

2,303

2014

1,959

2015

	Jan	Feb	Mar	Apr	May	Jun	Jul	Aug	Sep	Oct	Nov	Dec	Thru Oct	% Change	Trending	Total
2014	228	522	219	178	182	128	313	149	152	232	117	233	2,303			2,653
2015	148	220	161	176	233	225	156	227	188	225	-	-	1,959	-14.9%	▼	1,959

			Jan	Feb	Mar	Apr	May	Jun	Jul	Aug	Sep	Oct	Nov	Dec	Thru Oct	% Change	Trending	Total
Civil	Administrative Law	2014	-	-	-	1	-	-	-	-	-	-	-	-	1			1
	Contested Divorce	2014	7	4	5	3	2	4	3	1	4	4	1	-	37			38
		2015	5	2	6	1	3	2	2	2	-	-	-	-	23	-37.8%	▼	23
	Domestic and Family - Level 1	2014	5	4	-	-	-	1	-	-	-	-	-	-	10			10
		2015	2	7	1	1	2	13	4	6	-	-	-	-	36	260.0%	▲	36
	Domestic and Family - Level 2	2014	-	4	2	2	3	-	5	4	2	2	1	3	24			28
		2015	-	3	2	4	2	2	2	2	4	4	-	-	25	4.2%	▲	25
	General Civil - Level 1	2014	-	-	-	-	-	-	-	1	1	-	-	1	2			3
		2015	-	-	-	2	-	1	-	-	-	1	-	-	4	100.0%	▲	4
	General Civil - Level 2	2014	1	2	5	1	3	3	6	6	3	2	1	3	32			36
		2015	4	5	2	3	2	4	1	4	-	1	-	-	26	-18.8%	▼	26
	General Civil - Level 3	2014	5	2	5	4	4	3	2	4	11	3	2	1	43			46
		2015	8	1	3	3	-	-	2	3	1	7	-	-	28	-34.9%	▼	28
	Probates/Wills and Trusts	2014	-	-	-	-	-	2	-	-	1	-	-	-	3			3
	Probates/Wills and Trusts - Level 2	2014	4	2	3	-	-	-	1	1	5	2	-	5	18			23
		2015	-	-	2	1	2	1	2	9	1	1	-	-	19	5.6%	▲	19
Criminal	Protective Orders	2015	-	-	-	-	-	-	2	1	-	-	-	-	3			3
	Uncontested Divorce	2014	1	6	8	5	6	7	5	3	3	8	9	3	52			64
		2015	6	3	7	8	3	5	7	4	7	5	-	-	55	5.8%	▲	55
	Misdemeanor	2014	30	320	12	30	22	18	23	13	31	30	17	24	529			570
Criminal		2015	15	19	23	39	39	42	18	40	31	33	-	-	299	-43.5%	▼	299
	Non-Capital Felonies and Related Matters	2014	104	105	121	80	82	46	219	70	35	117	43	140	979			1,162
		2015	54	137	52	73	134	97	49	108	56	88	-	-	848	-13.4%	▼	848
	Other Criminally Related Matters	2014	10	8	2	-	16	2	6	7	12	7	6	5	70			81
Other		2015	3	7	13	7	14	11	13	7	20	9	-	-	104	48.6%	▲	104
	Miscellaneous	2014	60	62	54	52	44	42	42	39	41	56	37	48	492			577
		2015	51	36	50	34	31	47	54	41	67	75	-	-	486	-1.2%	▼	486
Other	Other	2014	1	3	2	-	-	-	1	-	3	1	-	-	11			11
		2015	-	-	-	-	1	-	-	-	1	1	-	-	3	-72.7%	▼	3

Court: Scott Circuit

Start/End Date: Jan-14 / Oct-15

2014 Average Month: 202

Jan-Oct 2014: 2,139

Filings Trending: Upward ▲

Circuit/Court ID: 30 230169


Type of Case: Filings

2015 Average Month:232

Jan-Oct 2015 : 2,321

Overall AVG. Month: 215

Monthly Filings Summary



Jan 2014-----Oct 2015

January --- October Filings

2,139

2014

2,321

2015

	Jan	Feb	Mar	Apr	May	Jun	Jul	Aug	Sep	Oct	Nov	Dec	Thru Oct	% Change	Trending	Total
2014	153	232	403	164	273	209	130	194	126	255	157	123	2,139			2,419
2015	110	150	347	300	167	177	195	191	334	350	-	-	2,321	8.5%	▲	2,321

			Jan	Feb	Mar	Apr	May	Jun	Jul	Aug	Sep	Oct	Nov	Dec	Thru Oct	% Change	Trending	Total
Civil	Administrative Law	2014	-	-	-	-	-	-	-	1	-	-	-	-	1			1
		2015	-	1	-	-	-	-	-	-	1	-	-	-	2	100.0%	▲	2
	Contested Divorce	2014	2	5	4	7	4	5	2	6	4	3	2	1	42			45
		2015	2	2	2	6	2	-	1	3	2	3	-	-	23	-45.2%	▼	23
	Domestic and Family - Level 1	2014	2	-	1	5	-	1	-	4	-	4	-	4	17			21
		2015	1	1	2	2	-	6	-	-	3	1	-	-	16	-5.9%	▼	16
	Domestic and Family - Level 2	2014	1	-	-	-	-	1	-	1	-	4	1	1	7			9
		2015	1	1	2	2	-	-	2	3	1	1	-	-	13	85.7%	▲	13
	General Civil - Level 1	2014	1	-	-	-	1	-	-	1	2	-	-	-	5			5
		2015	-	-	-	-	1	-	1	1	-	1	-	-	4	-20.0%	▼	4
	General Civil - Level 2	2014	7	3	6	1	3	3	6	8	6	8	5	6	51			62
		2015	-	4	3	2	6	4	4	-	3	1	-	-	27	-47.1%	▼	27
	General Civil - Level 3	2014	-	-	1	3	6	5	2	6	3	1	1	4	27			32
		2015	2	1	1	4	4	3	7	4	3	-	-	-	29	7.4%	▲	29
	Probates/Wills and Trusts - Level 1	2014	-	1	-	-	-	-	-	1	-	-	1	-	2			3
		2015	-	1	-	-	-	-	-	-	-	-	-	-	1	-50.0%	▼	1
	Probates/Wills and Trusts - Level 2	2014	-	-	6	5	3	-	1	4	1	-	1	2	20			23
		2015	1	-	2	1	2	1	-	4	-	2	-	-	13	-35.0%	▼	13
Criminal	Uncontested Divorce	2014	4	9	13	11	6	9	4	1	5	8	6	2	70			78
		2015	10	4	11	6	9	11	9	6	9	7	-	-	82	17.1%	▲	82
	Misdemeanor	2014	31	28	55	25	89	37	32	25	30	65	74	33	417			524
		2015	21	12	62	44	25	48	41	31	38	26	-	-	348	-16.5%	▼	348
	Non-Capital Felonies and Related Matters	2014	43	107	213	58	97	108	18	77	25	102	30	12	848			890
		2015	23	83	169	166	70	52	74	69	228	215	-	-	1,149	35.5%	▲	1,149
	Other Criminally Related Matters	2014	2	1	18	1	23	8	8	1	5	10	2	8	77			87
		2015	-	1	6	15	5	10	7	7	9	19	-	-	79	2.6%	▲	79
Other	Miscellaneous	2014	60	78	86	48	41	32	57	57	45	49	34	49	553			636
		2015	49	39	87	51	43	42	49	63	37	73	-	-	533	-3.6%	▼	533
	Other	2014	-	-	-	-	-	-	-	1	-	1	-	1	2			3
		2015	-	-	-	1	-	-	-	-	-	1	-	-	2	0.0%	↔	2

Court: Wise Circuit

Start/End Date: Jan-14 / Oct-15

2014 Average Month: 387

Jan-Oct 2014: 3,945

Filings Trending: Downward ▼

Circuit/Court ID: 30 230195


Type of Case: Filings

2015 Average Month: 365

Jan-Oct 2015 : 3,648

Overall AVG. Month: 377

Monthly Filings Summary



Jan 2014-----Oct 2015

January --- October Filings

3,945

2014

3,648

2015

			Jan	Feb	Mar	Apr	May	Jun	Jul	Aug	Sep	Oct	Nov	Dec	Thru Oct	% Change	Trending	Total
2014			387	375	414	335	392	424	361	293	417	547	426	273	3,945			4,644
2015			262	217	485	372	213	534	629	366	294	276	-	-	3,648	-7.5%	▼	3,648

			Jan	Feb	Mar	Apr	May	Jun	Jul	Aug	Sep	Oct	Nov	Dec	Thru Oct	% Change	Trending	Total
Civil	Administrative Law	2014	1	-	-	1	-	1	2	1	-	-	2	1	6			9
		2015	-	-	1	-	1	-	-	-	1	-	-	-	3	-50.0%	▼	3
	Contested Divorce	2014	10	10	8	3	3	2	6	6	4	6	3	4	58			65
		2015	10	9	9	9	6	8	8	7	7	6	-	-	79	36.2%	▲	79
	Domestic and Family - Level 1	2014	2	10	1	-	5	5	1	10	8	4	6	9	46			61
		2015	6	4	2	5	7	6	2	6	1	8	-	-	47	2.2%	▲	47
	Domestic and Family - Level 2	2014	2	2	-	3	1	5	9	1	3	4	2	1	30			33
		2015	4	2	6	1	7	3	4	3	6	4	-	-	40	33.3%	▲	40
	General Civil - Level 1	2014	-	-	2	3	1	1	2	1	-	-	-	2	10			12
		2015	5	1	-	-	2	-	3	-	2	1	-	-	14	40.0%	▲	14
	General Civil - Level 2	2014	11	10	6	8	12	6	8	15	20	4	5	11	100			116
		2015	11	3	17	6	10	11	12	9	15	12	-	-	106	6.0%	▲	106
	General Civil - Level 3	2014	8	4	5	8	5	5	5	3	5	6	4	3	54			61
		2015	3	5	-	2	4	5	9	4	5	4	-	-	41	-24.1%	▼	41
	Probates/Wills and Trusts	2014	-	-	1	-	-	-	1	-	-	-	-	-	2			2
	Probates/Wills and Trusts - Level 2	2014	1	-	3	1	3	4	3	2	4	3	-	1	24			25
		2015	1	4	1	1	-	3	2	2	2	1	-	-	17	-29.2%	▼	17
Criminal	Uncontested Divorce	2014	25	13	26	21	17	15	20	15	14	19	15	17	185			217
		2015	17	14	18	19	17	20	22	18	13	16	-	-	174	-5.9%	▼	174
	Capital Murder	2015	-	-	-	-	-	-	-	1	1	-	-	-	2			2
	Misdemeanor	2014	65	52	74	81	81	79	40	70	84	55	114	52	681			847
		2015	48	30	81	71	36	136	64	79	53	38	-	-	636	-6.6%	▼	636
	Non-Capital Felonies and Related Matters	2014	187	127	153	119	144	206	131	93	190	366	214	101	1,716			2,031
		2015	57	56	213	146	57	241	446	125	97	92	-	-	1,530	-10.8%	▼	1,530
	Other Criminally Related Matters	2014	3	5	5	8	5	6	12	5	12	5	8	7	66			81
		2015	4	18	6	10	9	16	9	10	10	-	-	-	92	39.4%	▲	92
Other	Miscellaneous	2014	71	136	129	79	110	86	118	67	71	71	51	63	938			1,052
		2015	93	69	131	99	54	81	45	92	79	90	-	-	833	-11.2%	▼	833
	Other	2014	1	6	1	-	5	3	3	4	2	4	2	1	29			32
		2015	3	2	-	3	3	4	3	10	2	4	-	-	34	17.2%	▲	34

Court: Prince William Circuit

Start/End Date: Jan-14 / Oct-15

2014 Average Month: 1,367

Jan-Oct 2014: 13,797

Filings Trending: Steady ↔

Circuit/Court ID: 31 231153

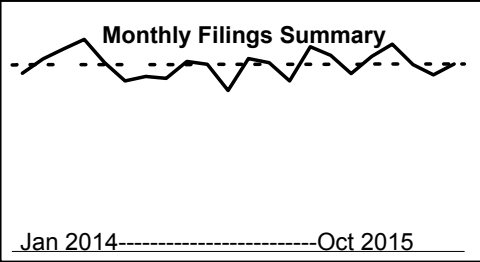
Type of Case: Filings

2015 Average Month: 1,395

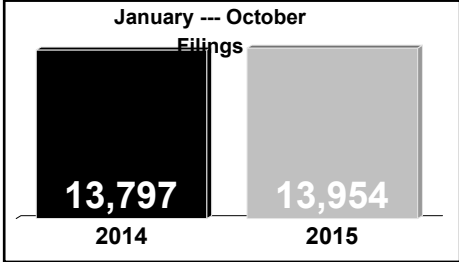
Jan-Oct 2015 : 13,954

Overall AVG. Month: 1,380

Monthly Filings Summary



January --- October Filings



			Jan	Feb	Mar	Apr	May	Jun	Jul	Aug	Sep	Oct	Nov	Dec	Thru Oct	% Change	Trending	Total
2014			1,315	1,421	1,494	1,564	1,393	1,259	1,292	1,277	1,402	1,380	1,188	1,422	13,797			16,407
2015			1,392	1,259	1,509	1,447	1,313	1,439	1,530	1,379	1,304	1,382	-	-	13,954	1.1%	▲	13,954

			Jan	Feb	Mar	Apr	May	Jun	Jul	Aug	Sep	Oct	Nov	Dec	Thru Oct	% Change	Trending	Total
Civil	Administrative Law	2014	2	1	-	2	-	-	-	1	-	-	-	-	6			6
		2015	2	-	2	-	-	-	-	-	-	-	-	-	4	-33.3%	▼	4
	Contested Divorce	2014	32	26	37	39	46	30	41	40	42	49	36	29	382			447
		2015	23	37	47	59	34	39	41	41	32	34	-	-	387	1.3%	▲	387
	Domestic and Family - Level 1	2014	4	13	16	22	18	19	43	16	21	25	18	24	197			239
		2015	13	22	15	28	18	16	19	16	14	19	-	-	180	-8.6%	▼	180
	Domestic and Family - Level 2	2014	12	20	8	16	16	7	15	15	12	21	12	6	142			160
		2015	45	30	29	10	10	16	8	44	15	30	-	-	237	66.9%	▲	237
	General Civil - Level 1	2014	3	2	5	3	4	3	1	3	2	5	1	4	31			36
		2015	5	-	-	4	6	2	2	3	2	2	-	-	26	-16.1%	▼	26
	General Civil - Level 2	2014	79	57	75	85	95	66	46	73	83	80	51	59	739			849
		2015	71	64	74	97	72	92	89	63	67	63	-	-	752	1.8%	▲	752
	General Civil - Level 3	2014	31	20	31	25	38	24	23	38	29	28	23	29	287			339
		2015	23	29	29	28	32	28	34	25	37	29	-	-	294	2.4%	▲	294
	Probates/Wills and Trusts - Level 1	2014	-	2	1	-	2	1	1	-	2	2	-	-	11			11
		2015	1	1	-	3	1	-	1	1	2	1	-	-	11	0.0%	↔	11
	Probates/Wills and Trusts - Level 2	2014	3	9	6	13	6	4	7	9	14	10	10	13	81			104
		2015	8	11	12	8	6	9	13	5	7	10	-	-	89	9.9%	▲	89
	Protective Orders	2014	5	3	2	6	3	2	-	-	-	2	3	3	23			29
		2015	1	4	3	1	1	3	-	1	1	1	-	-	16	-30.4%	▼	16
	Uncontested Divorce	2014	80	64	80	98	98	65	76	85	69	87	81	66	802			949
		2015	76	94	94	103	92	87	76	95	67	73	-	-	857	6.9%	▲	857
Criminal	Misdemeanor	2014	97	116	89	170	110	123	133	119	107	87	78	92	1,151			1,321
		2015	108	83	98	66	108	89	137	131	113	116	-	-	1,049	-8.9%	▼	1,049
	Non-Capital Felonies and Related Matters	2014	226	290	414	354	368	325	299	238	392	285	333	343	3,191			3,867
		2015	287	238	300	281	216	274	300	258	242	290	-	-	2,686	-15.8%	▼	2,686
Other	Other Criminally Related Matters	2014	72	79	53	72	55	54	57	88	57	60	60	110	647			817
		2015	81	38	53	64	93	78	93	55	72	56	-	-	683	5.6%	▲	683
	Miscellaneous	2014	630	666	648	607	503	512	500	540	516	576	415	568	5,698			6,681
		2015	575	536	663	628	480	555	631	577	580	589	-	-	5,814	2.0%	▲	5,814
	Other	2014	39	53	29	52	31	24	50	12	56	63	67	76	409			552
		2015	73	72	90	67	144	151	86	64	53	69	-	-	869	112.5%	▲	869