

Court: Chesapeake Circuit

Start/End Date: Jan-14 / Mar-15

2014 Average Month: 1,110

Jan-Mar 2014: 3,492

Filings Trending: Downward ▼

Circuit/Court ID: 1 201550

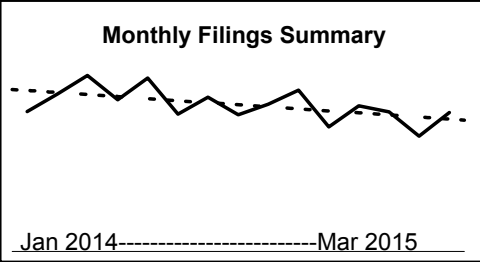
Type of Case: Filings

2015 Average Month: 969

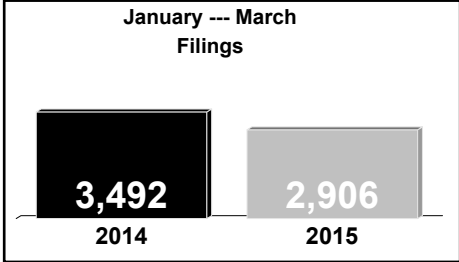
Jan-Mar 2015 : 2,906

Overall AVG. Month: 1,082

Monthly Filings Summary



January --- March Filings



	Jan	Feb	Mar	Apr	May	Jun	Jul	Aug	Sep	Oct	Nov	Dec	Thru Mar	% Change	Trending	Total
2014	1,032	1,161	1,299	1,120	1,279	1,014	1,138	1,009	1,085	1,191	919	1,075	3,492			13,322
2015	1,029	851	1,026	-	-	-	-	-	-	-	-	-	2,906	-16.8%	▼	2,906

			Jan	Feb	Mar	Apr	May	Jun	Jul	Aug	Sep	Oct	Nov	Dec	Thru Mar	% Change	Trending	Total
Civil	Administrative Law	2014	1	1	3	1	-	-	1	1	4	2	2	1	5			17
		2015	1	-	-	-	-	-	-	-	-	-	-	-	1	-80.0%	▼	1
	Contested Divorce	2014	18	32	33	33	25	31	25	22	21	25	16	18	83			299
		2015	14	26	29	-	-	-	-	-	-	-	-	-	69	-16.9%	▼	69
	Domestic and Family - Level 1	2014	8	13	20	15	22	11	15	15	25	15	17	17	41			193
		2015	10	16	13	-	-	-	-	-	-	-	-	-	39	-4.9%	▼	39
	Domestic and Family - Level 2	2014	14	8	9	16	14	3	4	8	9	11	6	7	31			109
		2015	2	10	8	-	-	-	-	-	-	-	-	-	20	-35.5%	▼	20
	General Civil - Level 1	2014	3	1	2	3	4	2	3	4	1	9	1	3	6			36
		2015	-	3	3	-	-	-	-	-	-	-	-	-	6	0.0%	↔	6
	General Civil - Level 2	2014	18	51	36	38	61	36	52	39	30	65	30	30	105			486
		2015	31	61	31	-	-	-	-	-	-	-	-	-	123	17.1%	▲	123
	General Civil - Level 3	2014	19	29	21	17	30	13	22	17	22	39	10	14	69			253
		2015	5	6	14	-	-	-	-	-	-	-	-	-	25	-63.8%	▼	25
	Probates/Wills and Trusts - Level 1	2014	1	-	1	-	-	-	-	-	-	2	-	1	2			5
		2015	2	1	1	-	-	-	-	-	-	-	-	-	4	100.0%	▲	4
	Probates/Wills and Trusts - Level 2	2014	4	7	3	8	5	8	4	2	4	7	3	2	14			57
		2015	7	5	11	-	-	-	-	-	-	-	-	-	23	64.3%	▲	23
	Protective Orders	2014	-	-	-	1	-	-	-	-	-	-	-	-	0			1
	Uncontested Divorce	2014	50	61	74	72	77	57	66	50	49	72	45	48	185	0.0%	↔	721
		2015	38	38	59	-	-	-	-	-	-	-	-	-	135	-27.0%	▼	135
Criminal	Misdemeanor	2014	127	114	161	157	165	145	134	148	158	125	105	127	402			1,666
		2015	101	82	104	-	-	-	-	-	-	-	-	-	287	-28.6%	▼	287
	Non-Capital Felonies and Related Matters	2014	275	307	341	257	381	349	339	304	341	328	310	339	923			3,871
		2015	315	183	256	-	-	-	-	-	-	-	-	-	754	-18.3%	▼	754
	Other Criminally Related Matters	2014	18	29	45	59	61	44	53	45	62	55	50	59	92			580
Other	Miscellaneous	2014	413	443	485	388	370	232	348	299	312	375	293	365	1,341			4,323
		2015	410	335	387	-	-	-	-	-	-	-	-	-	1,132	-15.6%	▼	1,132
	Other	2014	63	65	65	55	64	83	72	55	47	61	31	44	193			705
		2015	62	35	68	-	-	-	-	-	-	-	-	-	165	-14.5%	▼	165

Court: Accomack Circuit

Start/End Date: Jan-14 / Mar-15

2014 Average Month: 104

Jan-Mar 2014: 292

Filings Trending: Downward ▼

Circuit/Court ID: 2 202001

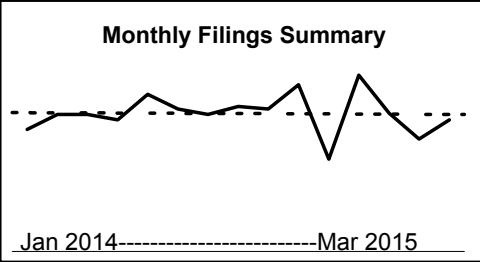
Type of Case: Filings

2015 Average Month:94

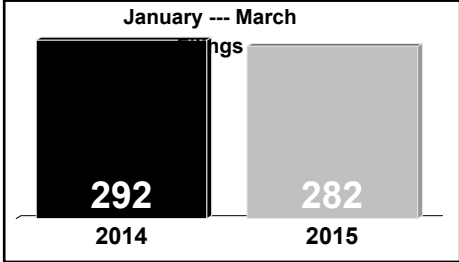
Jan-Mar 2015 : 282

Overall AVG. Month: 102

Monthly Filings Summary



January --- March Filings



	Jan	Feb	Mar	Apr	May	Jun	Jul	Aug	Sep	Oct	Nov	Dec	Thru Mar	% Change	Trending	Total
2014	90	101	101	97	116	105	101	107	105	123	68	130	292			1,244
2015	102	83	97	-	-	-	-	-	-	-	-	-	282	-3.4%	▼	282

			Jan	Feb	Mar	Apr	May	Jun	Jul	Aug	Sep	Oct	Nov	Dec	Thru Mar	% Change	Trending	Total
Civil	Administrative Law	2014	-	-	-	-	-	-	-	3	-	1	1	2	0			7
	Contested Divorce	2014	3	-	5	2	2	3	2	2	-	5	-	1	8	0.0%	↔	25
		2015	2	1	4	-	-	-	-	-	-	-	-	-	7	-12.5%	▼	7
	Domestic and Family - Level 1	2014	-	1	1	3	2	-	2	4	1	-	-	-	2			14
		2015	-	2	-	-	-	-	-	-	-	-	-	-	2	0.0%	↔	2
	Domestic and Family - Level 2	2014	2	-	-	1	1	-	-	4	-	-	-	-	2			8
		2015	2	-	-	-	-	-	-	-	-	-	-	-	2	0.0%	↔	2
	General Civil - Level 1	2014	1	-	-	-	-	-	1	-	-	-	-	-	1			2
		2015	2	-	-	-	-	-	-	-	-	-	-	-	2	100.0%	▲	2
	General Civil - Level 2	2014	4	4	7	5	8	12	13	12	6	6	1	7	15			85
		2015	15	4	2	-	-	-	-	-	-	-	-	-	21	40.0%	▲	21
	General Civil - Level 3	2014	6	3	3	6	10	7	5	1	4	6	1	3	12			55
		2015	10	4	2	-	-	-	-	-	-	-	-	-	16	33.3%	▲	16
	Probates/Wills and Trusts - Level 2	2014	1	-	-	-	1	-	1	-	-	-	-	-	1			3
		2015	-	-	1	-	-	-	-	-	-	-	-	-	1	0.0%	↔	1
Criminal	Protective Orders	2014	1	2	1	-	-	2	-	-	-	1	-	-	4			7
	Uncontested Divorce	2014	10	4	5	7	6	7	5	5	14	6	3	1	19			73
		2015	12	7	8	-	-	-	-	-	-	-	-	-	27	42.1%	▲	27
	Misdemeanor	2014	12	11	3	9	7	13	7	4	10	11	5	17	26			109
		2015	2	3	4	-	-	-	-	-	-	-	-	-	9	-65.4%	▼	9
Other	Non-Capital Felonies and Related Matters	2014	6	19	19	17	43	24	14	35	21	31	9	29	44			267
		2015	8	36	9	-	-	-	-	-	-	-	-	-	53	20.5%	▲	53
	Other Criminally Related Matters	2014	5	1	4	-	1	3	2	5	4	5	-	4	10			34
		2015	4	-	2	-	-	-	-	-	-	-	-	-	6	-40.0%	▼	6
	Miscellaneous	2014	38	54	50	45	35	33	46	30	42	49	47	64	142			533
		2015	44	25	65	-	-	-	-	-	-	-	-	-	134	-5.6%	▼	134
	Other	2014	1	2	3	2	-	1	3	2	3	2	1	2	6			22
		2015	1	1	-	-	-	-	-	-	-	-	-	-	2	-66.7%	▼	2

Court: Northampton Circuit

Start/End Date: Jan-14 / Mar-15

2014 Average Month: 71

Jan-Mar 2014: 186

Filings Trending: Downward ▼

Circuit/Court ID: 2 202131

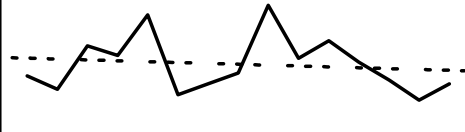
Type of Case: Filings

2015 Average Month:49

Jan-Mar 2015 : 147

Overall AVG. Month: 67

Monthly Filings Summary



Jan 2014-----Mar 2015

January --- March Filings

186

2014

147

2015

	Jan	Feb	Mar	Apr	May	Jun	Jul	Aug	Sep	Oct	Nov	Dec	Thru Mar	% Change	Trending	Total
2014	58	48	80	73	103	44	52	60	110	71	84	68	186			851
2015	55	40	52	-	-	-	-	-	-	-	-	-	147	-21.0%	▼	147

			Jan	Feb	Mar	Apr	May	Jun	Jul	Aug	Sep	Oct	Nov	Dec	Thru Mar	% Change	Trending	Total
Civil	Contested Divorce	2014	1	-	-	1	-	2	-	2	1	-	-	-	1			7
		2015	1	1	1	-	-	-	-	-	-	-	-	-	3	200.0%	▲	3
	Domestic and Family - Lev	2014	-	-	-	-	-	-	-	8	1	-	2	-	0			11
	Domestic and Family - Level 2	2014	-	-	-	-	-	-	-	-	-	1	-	1	0	0.0%	↔	2
		2015	-	1	1	-	-	-	-	-	-	-	-	-	2	0.0%	↔	2
	General Civil - Level 2	2014	2	1	3	4	10	6	-	2	3	4	2	5	6			42
		2015	2	1	3	-	-	-	-	-	-	-	-	-	6	0.0%	↔	6
	General Civil - Level 3	2014	2	3	1	8	1	3	3	1	5	10	13	3	6			53
		2015	9	1	-	-	-	-	-	-	-	-	-	-	10	66.7%	▲	10
	Probates/Wills and Trusts - Level 2	2014	-	-	2	-	-	-	-	1	1	2	-	-	2			6
		2015	1	2	2	-	-	-	-	-	-	-	-	-	5	150.0%	▲	5
	Protective Orders	2014	-	-	-	-	-	-	-	1	-	1	-	-	0			2
Criminal	Uncontested Divorce	2014	1	4	8	2	-	-	2	1	5	5	-	2	13	0.0%	↔	30
		2015	-	-	3	-	-	-	-	-	-	-	-	-	3	-76.9%	▼	3
	Misdemeanor	2014	16	13	22	15	26	15	18	13	31	16	19	17	51			221
		2015	15	2	4	-	-	-	-	-	-	-	-	-	21	-58.8%	▼	21
	Non-Capital Felonies and Related Matters	2014	16	2	17	23	37	10	14	4	45	6	25	14	35			213
		2015	7	6	19	-	-	-	-	-	-	-	-	-	32	-8.6%	▼	32
Other	Other Criminally Related Matters	2014	4	8	4	3	4	5	3	6	5	4	4	5	16			55
		2015	7	6	-	-	-	-	-	-	-	-	-	-	13	-18.8%	▼	13
	Miscellaneous	2014	16	17	23	17	25	3	12	21	13	20	19	19	56			205
		2015	13	20	19	-	-	-	-	-	-	-	-	-	52	-7.1%	▼	52
	Other	2014	-	-	-	-	-	-	-	-	-	2	-	2	0			4

Court: Portsmouth Circuit

Start/End Date: Jan-14 / Mar-15

2014 Average Month: 753

Jan-Mar 2014: 2,482

Filings Trending: Downward ▼

Circuit/Court ID: 3 203740

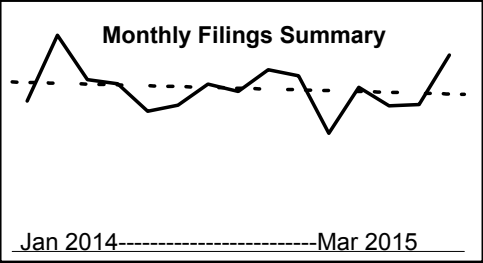
Type of Case: Filings

2015 Average Month: 751

Jan-Mar 2015 : 2,254

Overall AVG. Month: 753

Monthly Filings Summary



January --- March Filings

2,482

2014

2,254

2015

			Jan	Feb	Mar	Apr	May	Jun	Jul	Aug	Sep	Oct	Nov	Dec	Thru Mar	% Change	Trending	Total
2014			693	997	792	773	647	675	772	738	838	810	545	757	2,482			9,037
2015			671	677	906	-	-	-	-	-	-	-	-	-	2,254	-9.2%	▼	2,254

			Jan	Feb	Mar	Apr	May	Jun	Jul	Aug	Sep	Oct	Nov	Dec	Thru Mar	% Change	Trending	Total
Civil	Administrative Law	2014	1	1	1	-	-	-	-	-	-	1	2	3	3			9
		2015	-	-	1	-	-	-	-	-	-	-	-	-	1	-66.7%	▼	1
	Contested Divorce	2014	10	11	10	9	12	8	8	9	6	9	4	7	31			103
		2015	8	10	15	-	-	-	-	-	-	-	-	-	33	6.5%	▲	33
	Domestic and Family - Level 1	2014	8	14	5	16	17	14	16	13	11	7	13	15	27			149
		2015	15	17	9	-	-	-	-	-	-	-	-	-	41	51.9%	▲	41
	Domestic and Family - Level 2	2014	7	2	7	3	4	2	4	4	4	8	2	6	16			53
		2015	3	2	9	-	-	-	-	-	-	-	-	-	14	-12.5%	▼	14
	General Civil - Level 1	2014	22	26	2	2	33	1	18	1	19	3	-	6	50			133
		2015	2	4	2	-	-	-	-	-	-	-	-	-	8	-84.0%	▼	8
	General Civil - Level 2	2014	22	33	26	30	19	24	19	12	19	24	17	18	81			263
		2015	20	21	30	-	-	-	-	-	-	-	-	-	71	-12.3%	▼	71
	General Civil - Level 3	2014	113	104	85	84	68	70	151	91	104	102	46	29	302			1,047
		2015	124	111	130	-	-	-	-	-	-	-	-	-	365	20.9%	▲	365
	Probates/Wills and Trusts - Level 1	2014	1	-	-	-	-	-	1	-	-	1	-	1	1			4
		2015	1	-	-	-	-	-	-	-	-	-	-	-	1	0.0%	↔	1
	Probates/Wills and Trusts - Level 2	2014	5	9	4	6	5	7	6	3	6	7	4	6	18			68
		2015	4	5	2	-	-	-	-	-	-	-	-	-	11	-38.9%	▼	11
	Protective Orders	2014	1	2	4	1	1	1	1	2	3	3	2	-	7			21
		2015	-	5	2	-	-	-	-	-	-	-	-	-	7	0.0%	↔	7
	Uncontested Divorce	2014	19	19	17	32	23	30	20	24	22	22	17	27	55			272
		2015	21	20	25	-	-	-	-	-	-	-	-	-	66	20.0%	▲	66
Criminal	Capital Murder	2015	-	-	2	-	-	-	-	-	-	-	-	-	2			2
	Misdemeanor	2014	103	107	150	100	90	117	100	140	113	133	82	142	360			1,377
		2015	65	96	161	-	-	-	-	-	-	-	-	-	322	-10.6%	▼	322
	Non-Capital Felonies and Related Matters	2014	163	397	208	239	156	190	186	167	283	199	160	166	768			2,514
		2015	150	137	245	-	-	-	-	-	-	-	-	-	532	-30.7%	▼	532
Other	Other Criminally Related Matters	2014	20	40	33	35	25	32	22	43	33	40	27	60	93			410
		2015	15	43	48	-	-	-	-	-	-	-	-	-	106	14.0%	▲	106
	Miscellaneous	2014	198	208	199	182	162	138	181	191	176	198	159	237	605			2,229
		2015	208	171	224	-	-	-	-	-	-	-	-	-	603	-0.3%	▼	603
	Other	2014	-	24	41	34	32	41	39	38	39	53	10	34	65			385
		2015	35	35	1	-	-	-	-	-	-	-	-	-	71	9.2%	▲	71

Court: Norfolk Circuit

Start/End Date: Jan-14 / Mar-15

2014 Average Month: 1,704

Jan-Mar 2014: 5,275

Filings Trending: Upward ▲

Circuit/Court ID: 4 204710


Type of Case: Filings

2015 Average Month:1,826

Jan-Mar 2015 : 5,478


Overall AVG. Month: 1,728

Monthly Filings Summary



Jan 2014-----Mar 2015

January --- March Filings



5,275 2014 5,478 2015

	Jan	Feb	Mar	Apr	May	Jun	Jul	Aug	Sep	Oct	Nov	Dec	Thru Mar	% Change	Trending	Total
2014	1,547	1,963	1,765	1,750	1,583	1,559	1,597	1,522	1,654	1,688	1,580	2,237	5,275			20,445
2015	1,895	1,339	2,244	-	-	-	-	-	-	-	-	-	5,478	3.8%	▲	5,478

			Jan	Feb	Mar	Apr	May	Jun	Jul	Aug	Sep	Oct	Nov	Dec	Thru Mar	% Change	Trending	Total
Civil	Administrative Law	2014	2	4	1	-	1	1	-	-	1	1	-	1	7			12
	Contested Divorce	2014	91	124	115	110	90	83	82	81	80	94	61	92	330			1,103
		2015	77	86	124	-	-	-	-	-	-	-	-	-	287	-13.0%	▼	287
	Domestic and Family - Level 1	2014	29	18	22	21	34	22	30	35	27	14	24	24	69			300
		2015	17	22	20	-	-	-	-	-	-	-	-	-	59	-14.5%	▼	59
	Domestic and Family - Level 2	2014	13	19	19	19	11	3	18	16	27	16	23	20	51			204
		2015	23	9	10	-	-	-	-	-	-	-	-	-	42	-17.6%	▼	42
	General Civil - Level 1	2014	4	4	4	10	5	4	3	4	5	8	3	5	12			59
		2015	3	3	4	-	-	-	-	-	-	-	-	-	10	-16.7%	▼	10
	General Civil - Level 2	2014	45	62	60	74	49	59	50	56	52	65	44	51	167			667
		2015	60	67	57	-	-	-	-	-	-	-	-	-	184	10.2%	▲	184
	General Civil - Level 3	2014	53	56	59	50	64	57	52	58	74	44	38	41	168			646
		2015	32	34	56	-	-	-	-	-	-	-	-	-	122	-27.4%	▼	122
	Probates/Wills and Trusts	2014	1	-	-	-	-	-	-	-	-	1	1	-	1			3
	Probates/Wills and Trusts - Level 2	2014	17	11	14	7	11	13	8	15	14	11	12	12	42			145
		2015	13	3	20	-	-	-	-	-	-	-	-	-	36	-14.3%	▼	36
Criminal	Protective Orders	2014	1	1	2	2	-	-	1	1	2	1	3	1	4			15
		2015	-	1	3	-	-	-	-	-	-	-	-	-	4	0.0%	↔	4
	Uncontested Divorce	2014	209	294	314	242	240	243	179	193	184	210	171	166	817			2,645
		2015	188	195	301	-	-	-	-	-	-	-	-	-	684	-16.3%	▼	684
	Misdemeanor	2014	153	194	160	217	180	182	170	191	211	173	161	217	507			2,209
		2015	140	82	120	-	-	-	-	-	-	-	-	-	342	-32.5%	▼	342
Other	Non-Capital Felonies and Related Matters	2014	459	569	428	426	446	445	549	409	428	454	407	516	1,456			5,536
		2015	334	278	426	-	-	-	-	-	-	-	-	-	1,038	-28.7%	▼	1,038
	Other Criminally Related Matters	2014	63	92	74	116	100	106	86	103	133	106	70	71	229			1,120
		2015	91	57	71	-	-	-	-	-	-	-	-	-	219	-4.4%	▼	219
Other	Miscellaneous	2014	293	426	387	358	278	273	241	265	326	382	484	906	1,106			4,619
		2015	838	436	962	-	-	-	-	-	-	-	-	-	2,236	102.2%	▲	2,236
	Other	2014	114	89	106	98	74	68	128	95	90	108	78	114	309			1,162
		2015	79	66	70	-	-	-	-	-	-	-	-	-	215	-30.4%	▼	215

Court: Isle of Wight Circuit

Start/End Date: Jan-14 / Mar-15

2014 Average Month: 137

Jan-Mar 2014: 473

Filings Trending: Downward ▼

Circuit/Court ID: 5 205093

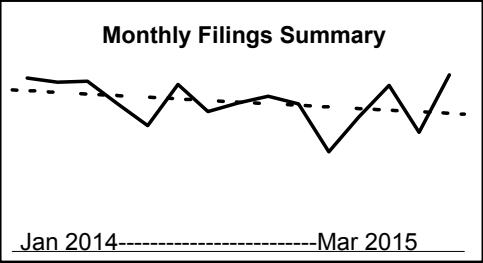
Type of Case: Filings

2015 Average Month:142

Jan-Mar 2015 : 426

Overall AVG. Month: 138

Monthly Filings Summary



January --- March Filings

473

2014

426

2015

	Jan	Feb	Mar	Apr	May	Jun	Jul	Aug	Sep	Oct	Nov	Dec	Thru Mar	% Change	Trending	Total
2014	160	156	157	136	116	154	129	137	143	136	92	124	473			1,640
2015	153	110	163	-	-	-	-	-	-	-	-	-	426	-9.9%	▼	426

			Jan	Feb	Mar	Apr	May	Jun	Jul	Aug	Sep	Oct	Nov	Dec	Thru Mar	% Change	Trending	Total
Civil	Administrative Law	2014	-	-	-	1	-	-	-	-	-	1	-	-	0			2
	Contested Divorce	2014	1	1	5	4	5	5	4	2	2	3	1	5	7	0.0%	↔	38
		2015	6	1	-	-	-	-	-	-	-	-	-	-	7	0.0%	↔	7
	Domestic and Family - Level 1	2014	2	5	-	-	5	5	-	-	-	2	5	-	7			24
		2015	4	-	-	-	-	-	-	-	-	-	-	-	4	-42.9%	▼	4
	Domestic and Family - Level 2	2014	2	2	-	2	-	-	1	2	2	2	1	1	4			15
		2015	1	1	-	-	-	-	-	-	-	-	-	-	2	-50.0%	▼	2
	General Civil - Level 1	2014	-	1	-	-	-	-	-	-	-	1	1	1	1			4
		2015	-	-	1	-	-	-	-	-	-	-	-	-	1	0.0%	↔	1
	General Civil - Level 2	2014	6	3	4	4	9	4	5	6	5	8	11	4	13			69
		2015	6	3	2	-	-	-	-	-	-	-	-	-	11	-15.4%	▼	11
	General Civil - Level 3	2014	3	6	3	1	3	4	1	2	-	6	-	1	12			30
		2015	3	7	2	-	-	-	-	-	-	-	-	-	12	0.0%	↔	12
	Probates/Wills and Trusts - Level 2	2014	4	-	-	-	3	1	-	1	1	2	-	2	4			14
		2015	1	2	3	-	-	-	-	-	-	-	-	-	6	50.0%	▲	6
Criminal	Uncontested Divorce	2014	6	4	8	10	5	6	4	10	8	4	3	4	18			72
		2015	3	6	8	-	-	-	-	-	-	-	-	-	17	-5.6%	▼	17
	Misdemeanor	2014	1	6	5	2	4	7	7	3	16	9	9	4	12			73
		2015	2	3	15	-	-	-	-	-	-	-	-	-	20	66.7%	▲	20
Other	Non-Capital Felonies and Related Matters	2014	37	20	25	37	33	55	43	33	43	15	21	18	82			380
		2015	54	19	43	-	-	-	-	-	-	-	-	-	116	41.5%	▲	116
	Other Criminally Related Matters	2014	2	2	6	-	3	1	6	11	3	5	2	-	10			41
		2015	6	3	10	-	-	-	-	-	-	-	-	-	19	90.0%	▲	19
Other	Miscellaneous	2014	88	97	97	71	45	60	57	64	57	70	38	82	282			826
		2015	64	61	79	-	-	-	-	-	-	-	-	-	204	-27.7%	▼	204
	Other	2014	8	9	4	4	1	6	1	3	6	8	-	2	21			52
			2015	3	4	-	-	-	-	-	-	-	-	-	7	-66.7%	▼	7

Court: Southampton Circuit

Start/End Date: Jan-14 / Mar-15

2014 Average Month: 146

Jan-Mar 2014: 513

Filings Trending: Downward ▼

Circuit/Court ID: 5 205175


Type of Case: Filings

2015 Average Month:125

Jan-Mar 2015 : 375

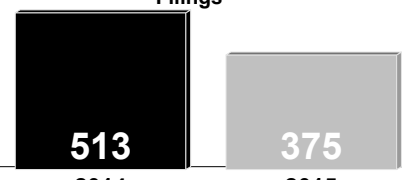
Overall AVG. Month: 142

Monthly Filings Summary



Jan 2014-----Mar 2015

January --- March Filings



513 375

2014 2015

	Jan	Feb	Mar	Apr	May	Jun	Jul	Aug	Sep	Oct	Nov	Dec	Thru Mar	% Change	Trending	Total
2014	203	125	185	112	168	92	224	122	137	145	123	116	513			1,752
2015	113	101	161	-	-	-	-	-	-	-	-	-	375	-26.9%	▼	375

			Jan	Feb	Mar	Apr	May	Jun	Jul	Aug	Sep	Oct	Nov	Dec	Thru Mar	% Change	Trending	Total
Civil	Administrative Law	2014	-	-	-	-	-	-	-	-	-	-	-	1	0			1
		2015	1	-	-	-	-	-	-	-	-	-	-	-	1	0.0%	↔	1
	Contested Divorce	2014	-	6	4	4	5	2	-	1	2	3	3	5	10			35
		2015	2	8	6	-	-	-	-	-	-	-	-	-	16	60.0%	▲	16
	Domestic and Family - Level 1	2014	2	-	-	-	-	1	-	-	-	-	-	-	2			3
		2015	1	2	3	-	-	-	-	-	-	-	-	-	6	200.0%	▲	6
	Domestic and Family - Lev	2014	-	-	3	-	-	3	12	1	-	-	11	2	3			32
		2015	-	-	-	-	-	-	-	-	2	1	-	-	0			3
	General Civil - Level 1	2014	-	-	-	-	-	-	-	-	-	2	1	-	-			3
		2015	3	1	6	3	4	5	2	2	4	7	-	6	10	0.0%	↔	43
	General Civil - Level 2	2014	6	4	5	-	-	-	-	-	-	-	-	-	15	50.0%	▲	15
		2015	5	6	4	5	4	3	1	6	2	4	8	2	15			50
	General Civil - Level 3	2014	2	-	2	-	-	-	-	-	-	-	-	-	4	-73.3%	▼	4
		2015	-	-	1	-	-	-	-	-	-	-	-	-	1	0.0%	↔	1
	Probates/Wills and Trusts - Level 1	2014	-	-	1	-	-	-	-	-	-	-	-	-	-			1
		2015	-	-	1	-	-	-	-	-	-	-	-	-	1	0.0%	↔	1
	Probates/Wills and Trusts	2014	2	1	1	1	-	1	-	2	-	-	-	1	4			9
		2015	-	-	-	-	-	1	-	-	-	-	1	-	0			2
Criminal	Protective Orders	2014	1	-	1	-	-	-	-	-	-	-	-	-	2	0.0%	↔	2
		2015	6	4	7	11	9	4	2	3	4	4	2	5	17			61
	Uncontested Divorce	2014	3	10	10	-	-	-	-	-	-	-	-	-	23	35.3%	▲	23
		2015	17	13	11	2	13	11	14	15	14	17	18	4	41			149
	Misdemeanor	2014	13	16	11	-	-	-	-	-	-	-	-	-	40	-2.4%	▼	40
		2015	67	40	56	40	37	27	78	65	64	60	45	52	163			631
	Non-Capital Felonies and Related Matters	2014	42	13	53	-	-	-	-	-	-	-	-	-	108	-33.7%	▼	108
		2015	53	4	38	8	50	3	88	1	14	11	12	4	95			286
	Other Criminally Related Matters	2014	15	-	20	-	-	-	-	-	-	-	-	-	35	-63.2%	▼	35
		2015	47	49	52	38	44	28	27	25	31	37	23	32	148			433
	Miscellaneous	2014	26	47	47	-	-	-	-	-	-	-	-	-	120	-18.9%	▼	120
		2015	1	1	2	-	2	3	-	1	-	1	-	2	4			13
	Other	2014	1	1	2	-	-	-	-	-	-	-	-	-	4	0.0%	↔	4
		2015	1	1	2	-	-	-	-	-	-	-	-	-	4			4

Court: Suffolk Circuit

Start/End Date: Jan-14 / Mar-15

2014 Average Month: 431

Jan-Mar 2014: 1,416

Filings Trending: Upward ▲

Circuit/Court ID: 5 205800


Type of Case: Filings

2015 Average Month:535

Jan-Mar 2015 : 1,604

Overall AVG. Month: 452

Monthly Filings Summary



Jan 2014-----Mar 2015

January --- March Filings

1,416

2014

1,604

2015

	Jan	Feb	Mar	Apr	May	Jun	Jul	Aug	Sep	Oct	Nov	Dec	Thru Mar	% Change	Trending	Total
2014	526	484	406	497	417	376	421	420	383	470	398	379	1,416			5,177
2015	566	452	586	-	-	-	-	-	-	-	-	-	1,604	13.3%	▲	1,604

			Jan	Feb	Mar	Apr	May	Jun	Jul	Aug	Sep	Oct	Nov	Dec	Thru Mar	% Change	Trending	Total
Civil	Administrative Law	2014	-	1	-	-	1	-	-	-	-	-	-	-	1			2
		2015	1	-	-	-	-	-	-	-	-	-	-	-	1	0.0%	↔	1
	Contested Divorce	2014	8	5	11	7	5	9	10	7	5	3	6	6	24			82
		2015	5	10	13	-	-	-	-	-	-	-	-	-	28	16.7%	▲	28
	Domestic and Family - Level 1	2014	2	3	4	5	7	7	3	7	4	1	5	4	9			52
		2015	6	3	1	-	-	-	-	-	-	-	-	-	10	11.1%	▲	10
	Domestic and Family - Level 2	2014	5	3	5	7	16	7	10	10	3	7	4	6	13			83
		2015	4	2	4	-	-	-	-	-	-	-	-	-	10	-23.1%	▼	10
	General Civil - Level 1	2014	3	1	-	1	-	1	-	2	-	2	1	-	4			11
		2015	2	-	-	-	-	-	-	-	-	-	-	-	2	-50.0%	▼	2
	General Civil - Level 2	2014	18	14	18	19	14	15	12	24	17	12	17	7	50			187
		2015	15	14	23	-	-	-	-	-	-	-	-	-	52	4.0%	▲	52
	General Civil - Level 3	2014	7	8	7	6	6	11	12	9	10	6	10	6	22			98
		2015	1	7	6	-	-	-	-	-	-	-	-	-	14	-36.4%	▼	14
	Probates/Wills and Trusts	2014	-	-	-	-	-	2	-	-	-	-	-	-	0			2
	Probates/Wills and Trusts - Level 2	2014	-	1	3	-	1	2	3	1	1	3	5	1	4	0.0%	↔	21
		2015	2	-	1	-	-	-	-	-	-	-	-	-	3	-25.0%	▼	3
Criminal	Uncontested Divorce	2014	10	18	23	22	23	16	15	14	21	19	15	13	51			209
		2015	25	13	28	-	-	-	-	-	-	-	-	-	66	29.4%	▲	66
	Misdemeanor	2014	72	46	38	63	27	51	63	49	33	57	71	64	156			634
		2015	86	67	38	-	-	-	-	-	-	-	-	-	191	22.4%	▲	191
	Non-Capital Felonies and Related Matters	2014	232	203	145	225	195	134	151	182	150	209	152	126	580			2,104
		2015	240	190	278	-	-	-	-	-	-	-	-	-	708	22.1%	▲	708
	Other Criminally Related Matters	2014	17	4	10	9	6	11	12	13	7	10	16	13	31			128
		2015	15	16	14	-	-	-	-	-	-	-	-	-	45	45.2%	▲	45
	Miscellaneous	2014	152	173	142	131	116	109	126	102	132	138	94	133	467			1,548
		2015	164	128	177	-	-	-	-	-	-	-	-	-	469	0.4%	▲	469
Other	Other	2014	-	4	-	2	-	1	4	-	-	3	2	-	4			16
		2015	-	2	3	-	-	-	-	-	-	-	-	-	5	25.0%	▲	5

Court: Brunswick Circuit

Start/End Date: Jan-14 / Mar-15

2014 Average Month: 84

Jan-Mar 2014: 217

Filings Trending: Downward ▼

Circuit/Court ID: 6 206025

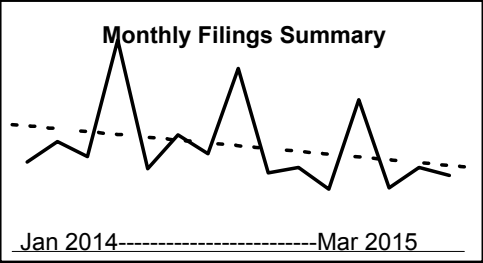
Type of Case: Filings

2015 Average Month:55

Jan-Mar 2015 : 165

Overall AVG. Month: 78

Monthly Filings Summary



January --- March Filings

217

2014

165

2015

			Jan	Feb	Mar	Apr	May	Jun	Jul	Aug	Sep	Oct	Nov	Dec	Thru Mar	% Change	Trending	Total
2014			66	81	70	156	61	86	72	135	58	62	46	112	217			1,005
2015			47	62	56	-	-	-	-	-	-	-	-	-	165	-24.0%	▼	165

			Jan	Feb	Mar	Apr	May	Jun	Jul	Aug	Sep	Oct	Nov	Dec	Thru Mar	% Change	Trending	Total
Civil	Contested Divorce	2014	1	1	2	1	2	2	-	-	1	-	2	1	4			13
		2015	-	-	1	-	-	-	-	-	-	-	-	-	1	-75.0%	▼	1
	Domestic and Family - Lev	2014	-	-	-	5	-	2	2	1	-	-	-	-	0			10
	Domestic and Family - Lev	2014	-	-	1	-	-	-	1	1	-	3	-	-	1	0.0%	↔	6
	General Civil - Level 2	2014	1	2	1	6	2	1	1	6	-	1	4	-	4			25
		2015	2	-	1	-	-	-	-	-	-	-	-	-	3	-25.0%	▼	3
	General Civil - Level 3	2014	-	-	-	2	2	-	2	-	3	-	-	1	0			10
		2015	1	-	2	-	-	-	-	-	-	-	-	-	3	0.0%	↔	3
	Probates/Wills and Trusts	2014	-	-	1	1	-	-	-	2	-	1	-	-	1			5
	Protective Orders	2014	-	-	-	-	-	-	-	-	1	-	-	-	0			1
Criminal		2015	1	-	-	-	-	-	-	-	-	-	-	-	1	0.0%	↔	1
	Uncontested Divorce	2014	1	1	2	5	4	4	2	1	3	1	4	3	4			31
		2015	1	-	3	-	-	-	-	-	-	-	-	-	4	0.0%	↔	4
	Misdemeanor	2014	16	13	10	34	4	40	17	16	12	18	1	38	39			219
		2015	5	21	9	-	-	-	-	-	-	-	-	-	35	-10.3%	▼	35
	Non-Capital Felonies and Related Matters	2014	13	16	23	74	23	18	20	78	18	19	22	44	52			368
		2015	12	23	23	-	-	-	-	-	-	-	-	-	58	11.5%	▲	58
	Other Criminally Related Matters	2014	9	1	3	3	-	9	7	13	2	1	-	4	13			52
		2015	1	4	-	-	-	-	-	-	-	-	-	-	5	-61.5%	▼	5
	Miscellaneous	2014	25	47	27	25	24	10	20	17	17	18	13	21	99			264
Other		2015	24	14	17	-	-	-	-	-	-	-	-	-	55	-44.4%	▼	55
	Other	2014	-	-	-	-	-	-	-	-	1	-	-	-	0			1

Court: Greenville Circuit

Start/End Date: Jan-14 / Mar-15

2014 Average Month: 61

Jan-Mar 2014: 159

Filings Trending: Upward ▲

Circuit/Court ID: 6 206081

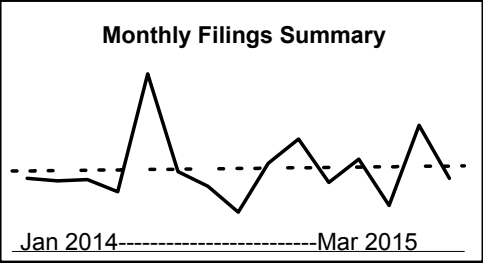
Type of Case: Filings

2015 Average Month:60

Jan-Mar 2015 : 181

Overall AVG. Month: 61

Monthly Filings Summary



January --- March Filings

159

2014

181

2015

	Jan	Feb	Mar	Apr	May	Jun	Jul	Aug	Sep	Oct	Nov	Dec	Thru Mar	% Change	Trending	Total
2014	54	52	53	44	131	59	48	29	65	83	51	68	159			737
2015	34	93	54	-	-	-	-	-	-	-	-	-	181	13.8%	▲	181

			Jan	Feb	Mar	Apr	May	Jun	Jul	Aug	Sep	Oct	Nov	Dec	Thru Mar	% Change	Trending	Total
Civil	Administrative Law	2014	-	-	1	1	1	-	-	-	-	-	-	-	1			3
	Contested Divorce	2014	1	1	1	2	1	1	6	2	3	2	-	1	3			21
		2015	-	1	2	-	-	-	-	-	-	-	-	-	3	0.0%	↔	3
	Domestic and Family - Level 1	2014	-	-	1	1	1	-	-	-	-	1	1	-	1			5
		2015	-	-	3	-	-	-	-	-	-	-	-	-	3	200.0%	▲	3
	Domestic and Family - Level 2	2014	1	-	-	-	-	-	-	-	-	1	-	-	1			2
		2015	1	-	-	-	-	-	-	-	-	-	-	-	1	0.0%	↔	1
	General Civil - Level 1	2014	-	-	-	1	-	-	-	-	-	-	-	-	0			1
		2015	-	-	1	-	-	-	-	-	-	-	-	-	1	0.0%	↔	1
	General Civil - Level 2	2014	3	2	1	1	7	11	4	5	6	5	3	5	6			53
		2015	8	7	4	-	-	-	-	-	-	-	-	-	19	216.7%	▲	19
	General Civil - Level 3	2014	1	4	-	-	2	4	1	1	17	2	-	-	5			32
		2015	3	4	-	-	-	-	-	-	-	-	-	-	7	40.0%	▲	7
	Probates/Wills and Trusts	2014	-	1	-	-	-	-	-	-	1	-	1	-	1			3
Criminal	Uncontested Divorce	2014	2	2	6	4	8	7	2	2	3	5	1	3	10			45
		2015	1	7	6	-	-	-	-	-	-	-	-	-	14	40.0%	▲	14
	Misdemeanor	2014	4	6	5	6	31	8	5	5	6	8	2	15	15			101
		2015	2	5	6	-	-	-	-	-	-	-	-	-	13	-13.3%	▼	13
Oth	Non-Capital Felonies and Related Matters	2014	31	25	28	21	67	19	23	9	21	45	38	30	84			357
		2015	12	54	23	-	-	-	-	-	-	-	-	-	89	6.0%	▲	89
	Other Criminally Related Matters	2014	3	5	1	3	4	4	4	2	3	8	3	7	9			47
		2015	1	10	5	-	-	-	-	-	-	-	-	-	16	77.8%	▲	16
	Miscellaneous	2014	8	6	9	4	9	5	3	3	5	6	2	7	23			67
		2015	6	5	4	-	-	-	-	-	-	-	-	-	15	-34.8%	▼	15

Court: Prince George Circuit

Start/End Date: Jan-14 / Mar-15

2014 Average Month: 155

Jan-Mar 2014: 577

Filings Trending: Downward ▼

Circuit/Court ID: 6 206149


Type of Case: Filings

2015 Average Month:161

Jan-Mar 2015 : 484

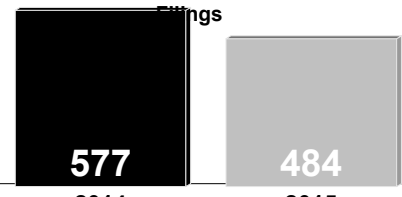
Overall AVG. Month: 156

Monthly Filings Summary



Jan 2014-----Mar 2015

January --- March Filings



577 2014 484 2015

	Jan	Feb	Mar	Apr	May	Jun	Jul	Aug	Sep	Oct	Nov	Dec	Thru Mar	% Change	Trending	Total
2014	216	156	205	140	141	131	177	148	156	129	130	129	577			1,858
2015	160	130	194	-	-	-	-	-	-	-	-	-	484	-16.1%	▼	484

			Jan	Feb	Mar	Apr	May	Jun	Jul	Aug	Sep	Oct	Nov	Dec	Thru Mar	% Change	Trending	Total
Civil	Administrative Law	2014	-	1	-	-	-	-	-	-	-	-	-	-	1			1
	Contested Divorce	2014	6	2	2	2	7	2	5	3	3	6	2	3	10			43
		2015	7	5	4	-	-	-	-	-	-	-	-	-	16	60.0%	▲	16
	Domestic and Family - Level 1	2014	2	1	13	2	4	2	-	4	3	5	8	2	16			46
		2015	-	2	1	-	-	-	-	-	-	-	-	-	3	-81.3%	▼	3
	Domestic and Family - Level 2	2014	-	-	2	-	4	2	3	2	-	-	-	-	2			13
		2015	-	-	2	-	-	-	-	-	-	-	-	-	2	0.0%	↔	2
	General Civil - Level 1	2014	-	-	1	-	-	-	-	1	-	-	-	-	1			2
		2015	1	-	-	-	-	-	-	-	-	-	-	-	1	0.0%	↔	1
	General Civil - Level 2	2014	6	2	4	4	6	7	6	5	3	4	-	6	12			53
		2015	2	2	2	-	-	-	-	-	-	-	-	-	6	-50.0%	▼	6
	General Civil - Level 3	2014	1	2	1	3	-	3	3	1	4	1	2	3	4			24
		2015	1	1	1	-	-	-	-	-	-	-	-	-	3	-25.0%	▼	3
	Probates/Wills and Trusts - Level 2	2014	2	1	1	-	1	-	2	2	-	-	-	1	4			10
		2015	-	1	-	-	-	-	-	-	-	-	-	-	1	-75.0%	▼	1
Criminal	Uncontested Divorce	2014	10	6	10	13	8	5	4	11	11	11	8	2	26			99
		2015	13	3	17	-	-	-	-	-	-	-	-	-	33	26.9%	▲	33
	Misdemeanor	2014	27	17	12	9	12	7	14	5	13	13	9	12	56			150
		2015	20	1	31	-	-	-	-	-	-	-	-	-	52	-7.1%	▼	52
Criminal	Non-Capital Felonies and Related Matters	2014	67	36	49	31	32	44	69	43	62	37	55	33	152			558
		2015	40	44	44	-	-	-	-	-	-	-	-	-	128	-15.8%	▼	128
	Other Criminally Related Matters	2014	6	3	4	4	14	8	3	11	2	2	7	6	13			70
		2015	-	1	3	-	-	-	-	-	-	-	-	-	4	-69.2%	▼	4
Oth	Miscellaneous	2014	89	85	106	72	53	51	68	60	55	50	39	61	280			789
		2015	76	70	89	-	-	-	-	-	-	-	-	-	235	-16.1%	▼	235

Court: Surry Circuit

Start/End Date: Jan-14 / Mar-15

2014 Average Month: 24

Jan-Mar 2014: 84

Filings Trending: Steady ↔

Circuit/Court ID: 6 206181


Type of Case: Filings

2015 Average Month:29

Jan-Mar 2015 : 86

Overall AVG. Month: 25

Monthly Filings Summary



Jan 2014-----Mar 2015

January --- March Filings

84

2014

86

2015

	Jan	Feb	Mar	Apr	May	Jun	Jul	Aug	Sep	Oct	Nov	Dec	Thru Mar	% Change	Trending	Total
2014	20	33	31	19	34	23	27	14	33	21	14	19	84			288
2015	30	15	41	-	-	-	-	-	-	-	-	-	86	2.4%	▲	86

			Jan	Feb	<u>Mar</u>	Apr	May	Jun	Jul	Aug	Sep	Oct	Nov	Dec	Thru Mar	% Change	Trending	<u>Total</u>	
Civil	Contested Divorce	2014	2	1	4	1	2	1	-	-	1	-	-	1	7			13	
		2015	-	-	2	-	-	-	-	-	-	-	-	-	2	-71.4%	▼	2	
	Domestic and Family - Lev	2014	-	-	-	-	-	-	-	-	-	4	-	1	0	0.0%	↔	5	
	Domestic and Family - Lev	2014	-	-	-	-	-	-	-	-	-	-	1	-	0	0.0%	↔	1	
	General Civil - Level 1	2015	1	-	-	-	-	-	-	-	-	-	-	-	1	0.0%	↔	1	
	General Civil - Level 2	2014	1	2	-	1	-	-	-	-	2	4	1	1	-	3			12
		2015	1	-	-	-	-	-	-	-	-	-	-	-	-	1	-66.7%	▼	1
	General Civil - Level 3	2014	1	5	4	6	4	1	-	1	-	-	-	-	-	10			22
		2015	4	3	9	-	-	-	-	-	-	-	-	-	-	16	60.0%	▲	16
	Uncontested Divorce	2014	1	-	1	2	2	1	1	1	1	1	-	-	1	2			11
2015		1	-	2	-	-	-	-	-	-	-	-	-	-	3	50.0%	▲	3	
Criminal	Misdemeanor	2014	2	-	2	-	1	2	1	-	2	-	2	2	4			14	
		2015	1	-	-	-	-	-	-	-	-	-	-	-	-	1	-75.0%	▼	1
	Non-Capital Felonies and Related Matters	2014	-	6	2	-	11	6	15	-	10	-	2	-	8			52	
		2015	2	-	3	-	-	-	-	-	-	-	-	-	-	5	-37.5%	▼	5
	Other Criminally Related Matters	2014	1	-	-	1	-	1	1	-	1	-	-	-	-	1			5
Other	Miscellaneous	2015	1	-	-	-	-	-	-	-	-	-	-	-	-	1	0.0%	↔	1
		2014	12	19	18	8	13	11	9	10	14	16	8	14	49			152	
	Other	2015	17	12	25	-	-	-	-	-	-	-	-	-	-	54	10.2%	▲	54
		2014	-	-	-	-	1	-	-	-	-	-	-	-	-	0			1
		2015	2	-	-	-	-	-	-	-	-	-	-	-	2	0.0%	↔	2	

Court: Sussex Circuit

Start/End Date: Jan-14 / Mar-15

2014 Average Month: 50

Jan-Mar 2014: 175

Filings Trending: Downward ▼

Circuit/Court ID: 6 206183

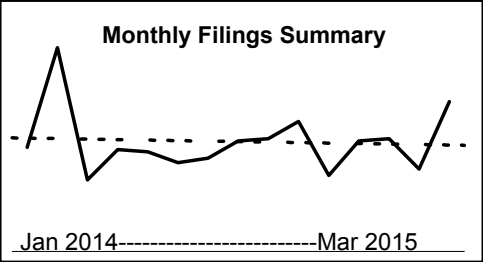
Type of Case: Filings

2015 Average Month:53

Jan-Mar 2015 : 159

Overall AVG. Month: 51

Monthly Filings Summary



January --- March Filings

175

2014

159

2015

	Jan	Feb	Mar	Apr	May	Jun	Jul	Aug	Sep	Oct	Nov	Dec	Thru Mar	% Change	Trending	Total
2014	48	94	33	47	46	41	43	51	52	60	35	51	175			601
2015	52	38	69	-	-	-	-	-	-	-	-	-	159	-9.1%	▼	159

			Jan	Feb	Mar	Apr	May	Jun	Jul	Aug	Sep	Oct	Nov	Dec	Thru Mar	% Change	Trending	Total
Civil	Administrative Law	2015	-	-	1	-	-	-	-	-	-	-	-	-	1			1
	Contested Divorce	2014	2	2	1	1	3	1	1	1	-	2	-	-	5			14
		2015	2	-	1	-	-	-	-	-	-	-	-	-	3	-40.0%	▼	3
	Domestic and Family - Lev	2014	-	-	2	-	-	-	-	-	-	-	-	-	2			2
	Domestic and Family - Lev	2014	-	-	1	-	-	-	-	-	-	1	-	-	1			2
	General Civil - Level 1	2014	-	-	-	-	1	-	-	-	-	1	-	-	0			2
	General Civil - Level 2	2014	1	2	2	-	6	-	-	2	4	2	1	2	5	0.0%	↔	22
		2015	-	5	1	-	-	-	-	-	-	-	-	-	6	20.0%	▲	6
	General Civil - Level 3	2014	15	23	1	1	1	1	7	1	2	1	-	-	39			53
		2015	-	1	2	-	-	-	-	-	-	-	-	-	3	-92.3%	▼	3
	Probates/Wills and Trusts	2014	-	1	-	-	-	-	-	-	-	-	1	-	1			1
	Probates/Wills and Trusts	2014	-	-	-	-	-	-	-	-	-	-	1	-	0			1
	Uncontested Divorce	2014	2	-	1	-	-	2	1	5	1	3	2	1	3	0.0%	↔	18
Criminal		2015	1	8	4	-	-	-	-	-	-	-	-	-	13	333.3%	▲	13
	Misdemeanor	2014	1	19	4	4	7	2	3	7	7	3	4	8	24			69
		2015	7	3	7	-	-	-	-	-	-	-	-	-	17	-29.2%	▼	17
	Non-Capital Felonies and Related Matters	2014	8	20	2	11	9	23	18	18	26	20	17	15	30			187
		2015	20	2	35	-	-	-	-	-	-	-	-	-	57	90.0%	▲	57
Other	Other Criminally Related Matters	2014	-	8	3	4	5	3	5	-	-	7	1	10	11			46
		2015	8	7	2	-	-	-	-	-	-	-	-	-	17	54.5%	▲	17
	Miscellaneous	2014	19	18	16	26	14	9	8	17	12	20	9	15	53			183
		2015	14	12	15	-	-	-	-	-	-	-	-	-	41	-22.6%	▼	41
	Other	2014	-	1	-	-	-	-	-	-	-	-	-	-	1			1
		2015	-	-	1	-	-	-	-	-	-	-	-	-	1	0.0%	↔	1

Court: Hopewell Circuit

Start/End Date: Jan-14 / Mar-15

2014 Average Month: 116

Jan-Mar 2014: 330

Filings Trending: Upward ▲

Circuit/Court ID: 6 206670

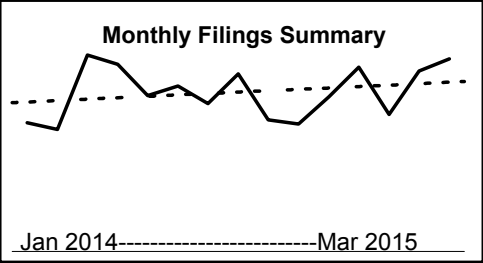
Type of Case: Filings

2015 Average Month:125

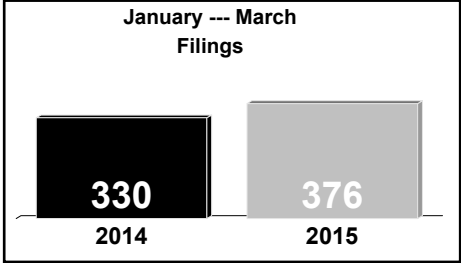
Jan-Mar 2015 : 376

Overall AVG. Month: 117

Monthly Filings Summary



January --- March Filings



	Jan	Feb	Mar	Apr	May	Jun	Jul	Aug	Sep	Oct	Nov	Dec	Thru Mar	% Change	Trending	Total
2014	95	90	145	138	115	122	109	131	97	94	114	136	330			1,386
2015	101	133	142	-	-	-	-	-	-	-	-	-	376	13.9%	▲	376

			Jan	Feb	Mar	Apr	May	Jun	Jul	Aug	Sep	Oct	Nov	Dec	Thru Mar	% Change	Trending	Total
Civil	Contested Divorce	2014	2	2	5	3	3	-	6	-	1	1	-	2	9			25
		2015	3	4	3	-	-	-	-	-	-	-	-	-	10	11.1%	▲	10
	Domestic and Family - Level 1	2014	1	8	5	5	6	2	3	2	-	2	1	8	14			43
		2015	1	5	10	-	-	-	-	-	-	-	-	-	16	14.3%	▲	16
	Domestic and Family - Level 2	2014	1	1	2	2	-	2	3	-	-	1	4	-	4			16
		2015	-	-	1	-	-	-	-	-	-	-	-	-	1	-75.0%	▼	1
	General Civil - Level 1	2014	-	-	-	1	-	1	1	-	-	-	1	-	0			4
	General Civil - Level 2	2014	3	4	1	5	2	3	1	5	2	2	2	3	8	0.0%	↔	33
		2015	5	1	9	-	-	-	-	-	-	-	-	-	15	87.5%	▲	15
	General Civil - Level 3	2014	2	1	4	5	1	2	4	3	2	2	2	4	7			32
		2015	1	7	-	-	-	-	-	-	-	-	-	-	8	14.3%	▲	8
	Probates/Wills and Trusts	2014	-	-	1	-	-	-	-	-	-	-	-	-	1			1
	Probates/Wills and Trusts - Level 2	2014	-	2	1	-	3	-	1	-	1	-	-	-	3			8
		2015	3	-	1	-	-	-	-	-	-	-	-	-	4	33.3%	▲	4
Criminal	Protective Orders	2014	-	-	1	1	-	-	-	1	1	-	-	-	1			4
	Uncontested Divorce	2014	2	4	5	10	4	2	6	5	4	3	5	3	11			53
		2015	2	6	6	-	-	-	-	-	-	-	-	-	14	27.3%	▲	14
	Misdemeanor	2014	7	12	13	7	13	21	16	22	7	20	13	11	32			162
Other		2015	8	38	14	-	-	-	-	-	-	-	-	-	60	87.5%	▲	60
	Non-Capital Felonies and Related Matters	2014	41	18	70	53	48	49	44	53	55	40	58	66	129			595
		2015	49	38	46	-	-	-	-	-	-	-	-	-	133	3.1%	▲	133
	Other Criminally Related Matters	2014	1	-	-	4	4	8	1	3	1	1	1	8	1			32
		2015	-	1	3	-	-	-	-	-	-	-	-	-	4	300.0%	▲	4
Oth	Miscellaneous	2014	35	38	37	42	31	32	23	37	23	22	27	31	110			378
		2015	29	33	49	-	-	-	-	-	-	-	-	-	111	0.9%	▲	111

Court: Newport News Circuit

Start/End Date: Jan-14 / Mar-15

2014 Average Month: 828

Jan-Mar 2014: 2,519

Filings Trending: Upward ▲

Circuit/Court ID: 7 207700


Type of Case: Filings

2015 Average Month:866

Jan-Mar 2015 : 2,598


Overall AVG. Month: 835

Monthly Filings Summary



Jan 2014-----Mar 2015

January --- March Filings



2,519 2014 2,598 2015

	Jan	Feb	Mar	Apr	May	Jun	Jul	Aug	Sep	Oct	Nov	Dec	Thru Mar	% Change	Trending	Total
2014	724	849	946	1,029	883	700	952	816	815	829	676	714	2,519			9,933
2015	909	771	918	-	-	-	-	-	-	-	-	-	2,598	3.1%	▲	2,598

			Jan	Feb	Mar	Apr	May	Jun	Jul	Aug	Sep	Oct	Nov	Dec	Thru Mar	% Change	Trending	Total
Civil	Administrative Law	2014	-	1	1	1	1	-	-	2	1	-	-	4	2			11
		2015	1	-	1	-	-	-	-	-	-	-	-	-	2	0.0%	↔	2
	Contested Divorce	2014	14	24	23	21	17	26	18	16	26	18	19	24	61			246
		2015	13	23	22	-	-	-	-	-	-	-	-	-	58	-4.9%	▼	58
	Domestic and Family - Level 1	2014	9	15	32	15	31	32	29	21	21	18	20	15	56			258
		2015	20	16	13	-	-	-	-	-	-	-	-	-	49	-12.5%	▼	49
	Domestic and Family - Level 2	2014	2	4	4	4	6	5	6	5	2	2	7	-	10			47
		2015	5	6	1	-	-	-	-	-	-	-	-	-	12	20.0%	▲	12
	General Civil - Level 1	2014	16	6	34	8	35	12	13	3	18	35	1	4	56			185
		2015	8	4	65	-	-	-	-	-	-	-	-	-	77	37.5%	▲	77
	General Civil - Level 2	2014	20	36	31	37	35	33	21	31	37	35	29	25	87			370
		2015	32	18	26	-	-	-	-	-	-	-	-	-	76	-12.6%	▼	76
	General Civil - Level 3	2014	9	23	18	8	9	11	13	17	7	11	10	7	50			143
		2015	15	12	15	-	-	-	-	-	-	-	-	-	42	-16.0%	▼	42
	Probates/Wills and Trusts - Level 1	2014	1	1	2	-	-	-	1	2	1	-	-	-	4			8
		2015	-	3	-	-	-	-	-	-	-	-	-	-	3	-25.0%	▼	3
	Probates/Wills and Trusts - Level 2	2014	-	-	-	1	-	-	1	-	-	1	-	-	0			3
		2015	-	1	1	-	-	-	-	-	-	-	-	-	2	0.0%	↔	2
	Protective Orders	2014	1	2	5	3	4	4	5	4	6	5	3	6	8			48
		2015	5	5	3	-	-	-	-	-	-	-	-	-	13	62.5%	▲	13
	Uncontested Divorce	2014	32	53	59	53	54	55	57	34	39	36	28	33	144			533
		2015	47	43	51	-	-	-	-	-	-	-	-	-	141	-2.1%	▼	141
Criminal	Capital Murder	2014	-	-	-	-	2	-	-	-	-	-	-	-	0			2
	Misdemeanor	2014	68	75	156	124	141	66	137	119	126	62	96	72	299	0.0%	↔	1,242
		2015	109	116	113	-	-	-	-	-	-	-	-	-	338	13.0%	▲	338
	Non-Capital Felonies and Related Matters	2014	169	186	183	350	244	168	304	227	195	236	173	209	538			2,644
		2015	325	204	188	-	-	-	-	-	-	-	-	-	717	33.3%	▲	717
	Other Criminally Related Matters	2014	93	96	114	136	68	64	110	104	90	100	92	63	303			1,130
	2015	90	79	82	-	-	-	-	-	-	-	-	-	251	-17.2%	▼	251	
Other	Miscellaneous	2014	254	292	241	220	196	195	188	200	196	204	139	198	787			2,523
		2015	202	202	290	-	-	-	-	-	-	-	-	-	694	-11.8%	▼	694
	Other	2014	36	35	43	48	40	29	49	31	50	66	59	54	114			540
		2015	37	39	47	-	-	-	-	-	-	-	-	-	123	7.9%	▲	123

Court: Hampton Circuit

Start/End Date: Jan-14 / Mar-15

2014 Average Month: 621

Jan-Mar 2014: 1,903

Filings Trending: Steady ↔

Circuit/Court ID: 8 208650

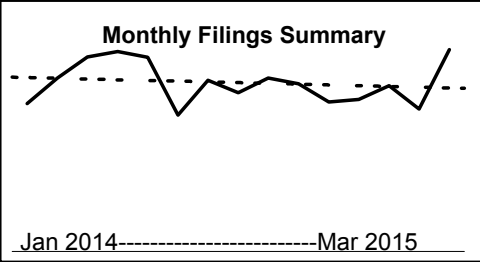
Type of Case: Filings

2015 Average Month: 627

Jan-Mar 2015 : 1,881

Overall AVG. Month: 622

Monthly Filings Summary



January --- March Filings

1,903

2014

1,881

2015

	Jan	Feb	Mar	Apr	May	Jun	Jul	Aug	Sep	Oct	Nov	Dec	Thru Mar	% Change	Trending	Total
2014	546	640	717	737	716	503	632	585	640	619	551	561	1,903			7,447
2015	611	526	744	-	-	-	-	-	-	-	-	-	1,881	-1.2%	▼	1,881

			Jan	Feb	Mar	Apr	May	Jun	Jul	Aug	Sep	Oct	Nov	Dec	Thru Mar	% Change	Trending	Total
Civil	Administrative Law	2014	3	-	-	-	-	-	-	1	3	1	1	-	3			9
		2015	-	1	-	-	-	-	-	-	-	-	-	-	1	-66.7%	▼	1
	Contested Divorce	2014	12	21	21	13	15	15	10	12	17	20	8	14	54			178
		2015	11	12	17	-	-	-	-	-	-	-	-	-	40	-25.9%	▼	40
	Domestic and Family - Level 1	2014	5	10	12	17	11	9	8	12	13	24	15	23	27			159
		2015	11	15	11	-	-	-	-	-	-	-	-	-	37	37.0%	▲	37
	Domestic and Family - Level 2	2014	12	27	81	138	63	13	33	60	79	35	31	17	120			589
		2015	5	45	51	-	-	-	-	-	-	-	-	-	101	-15.8%	▼	101
	General Civil - Level 1	2014	7	-	4	3	4	-	2	1	-	2	-	3	11			26
		2015	2	2	4	-	-	-	-	-	-	-	-	-	8	-27.3%	▼	8
	General Civil - Level 2	2014	21	14	24	29	23	28	24	29	22	22	18	22	59			276
		2015	20	22	25	-	-	-	-	-	-	-	-	-	67	13.6%	▲	67
	General Civil - Level 3	2014	4	8	7	9	5	18	8	9	17	17	7	7	19			116
		2015	8	6	14	-	-	-	-	-	-	-	-	-	28	47.4%	▲	28
	Probates/Wills and Trusts	2014	1	-	1	1	-	-	-	-	1	1	-	-	2			5
	Probates/Wills and Trusts - Level 2	2014	3	3	6	2	2	3	3	6	5	8	5	6	12			52
		2015	5	1	5	-	-	-	-	-	-	-	-	-	11	-8.3%	▼	11
Criminal	Uncontested Divorce	2014	27	34	34	35	34	25	36	36	35	28	31	26	95			381
		2015	27	21	47	-	-	-	-	-	-	-	-	-	95	0.0%	↔	95
	Capital Murder	2014	-	-	1	-	-	-	1	-	-	-	-	-	1			2
		2015	39	41	52	44	60	42	46	43	61	48	58	50	132			584
	Misdemeanor	2014	59	58	62	-	-	-	-	-	-	-	-	-	179	35.6%	▲	179
		2015	136	177	153	179	233	126	194	158	170	143	159	159	466			1,987
	Non-Capital Felonies and Related Matters	2014	166	122	145	-	-	-	-	-	-	-	-	-	433	-7.1%	▼	433
		2015	47	16	45	22	36	21	30	26	24	50	40	27	108			384
	Other Criminally Related Matters	2014	47	29	32	-	-	-	-	-	-	-	-	-	108	0.0%	↔	108
		2015	180	229	232	189	162	149	173	144	152	170	124	169	641			2,073
	Miscellaneous	2014	206	150	271	-	-	-	-	-	-	-	-	-	627	-2.2%	▼	627
		2015	49	60	44	56	68	54	64	48	41	50	54	38	153			626
	Other	2014	44	42	60	-	-	-	-	-	-	-	-	-	146	-4.6%	▼	146
		2015																

Court: Charles City Circuit

Start/End Date: Jan-14 / Mar-15

2014 Average Month: 23

Jan-Mar 2014: 67

Filings Trending: Downward ▼

Circuit/Court ID: 9 209036

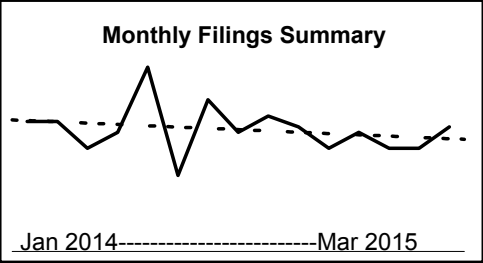
Type of Case: Filings

2015 Average Month:20

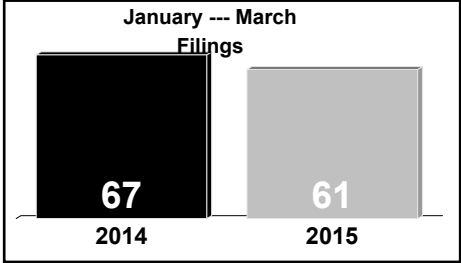
Jan-Mar 2015 : 61

Overall AVG. Month: 22

Monthly Filings Summary



January --- March Filings



	Jan	Feb	Mar	Apr	May	Jun	Jul	Aug	Sep	Oct	Nov	Dec	Thru Mar	% Change	Trending	Total
2014	24	24	19	22	34	14	28	22	25	23	19	22	67			276
2015	19	19	23	-	-	-	-	-	-	-	-	-	61	-9.0%	▼	61

			Jan	Feb	Mar	Apr	May	Jun	Jul	Aug	Sep	Oct	Nov	Dec	Thru Mar	% Change	Trending	Total
Civil	Administrative Law	2014	-	-	-	-	-	-	1	-	-	-	-	-	0			1
	Contested Divorce	2014	-	1	-	-	1	-	1	-	-	-	1	-	1	0.0%	↔	4
		2015	-	1	-	-	-	-	-	-	-	-	-	-	1	0.0%	↔	1
	Domestic and Family - Lev	2014	-	-	-	-	-	-	-	6	-	1	-	-	0			7
	Domestic and Family - Lev	2014	-	-	-	-	4	-	-	-	-	-	-	-	0	0.0%	↔	4
	General Civil - Level 2	2014	2	2	-	2	2	6	2	4	2	1	1	-	4	0.0%	↔	24
		2015	2	4	1	-	-	-	-	-	-	-	-	-	7	75.0%	▲	7
	General Civil - Level 3	2014	1	-	-	2	-	4	-	-	2	-	-	-	1			9
		2015	-	-	2	-	-	-	-	-	-	-	-	-	2	100.0%	▲	2
	Probates/Wills and Trusts	2014	-	-	-	-	1	-	-	-	-	-	-	-	0			1
	Protective Orders	2014	-	-	-	-	-	-	-	-	-	-	-	1	0	0.0%	↔	1
	Uncontested Divorce	2014	1	-	-	1	-	-	1	2	1	2	1	2	1	0.0%	↔	11
Criminal		2015	2	-	1	-	-	-	-	-	-	-	-	-	3	200.0%	▲	3
	Misdemeanor	2014	-	2	-	1	1	-	7	-	2	-	8	2	2			23
		2015	2	-	-	-	-	-	-	-	-	-	-	-	2	0.0%	↔	2
	Non-Capital Felonies and Related Matters	2014	2	2	1	1	9	1	3	-	4	6	5	7	5			41
		2015	2	-	1	-	-	-	-	-	-	-	-	-	3	-40.0%	▼	3
	Other Criminally Related Matters	2014	-	2	-	1	-	-	-	2	-	-	-	-	2			5
Other		2015	-	1	2	-	-	-	-	-	-	-	-	-	3	50.0%	▲	3
	Miscellaneous	2014	18	15	18	14	16	3	13	8	14	12	3	10	51			144
		2015	11	13	15	-	-	-	-	-	-	-	-	-	39	-23.5%	▼	39
	Other	2014	-	-	-	-	-	-	-	-	-	1	-	-	0			1
		2015	-	-	1	-	-	-	-	-	-	-	-	-	1	0.0%	↔	1

Court: Gloucester Circuit

Start/End Date: Jan-14 / Mar-15

2014 Average Month: 183

Jan-Mar 2014: 578

Filings Trending: Upward ▲

Circuit/Court ID: 9 209073


Type of Case: Filings

2015 Average Month:223

Jan-Mar 2015 : 669

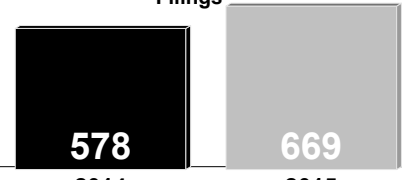
Overall AVG. Month: 191

Monthly Filings Summary



Jan 2014-----Mar 2015

January --- March Filings



578 2014 669 2015

			Jan	Feb	Mar	Apr	May	Jun	Jul	Aug	Sep	Oct	Nov	Dec	Thru Mar	% Change	Trending	Total
2014			185	175	218	214	165	161	173	149	175	195	188	201	578			2,199
2015			191	260	218	-	-	-	-	-	-	-	-	-	669	15.7%	▲	669

			Jan	Feb	Mar	Apr	May	Jun	Jul	Aug	Sep	Oct	Nov	Dec	Thru Mar	% Change	Trending	Total
Civil	Administrative Law	2014	-	-	-	-	-	-	2	-	-	-	1	-	0			3
	Contested Divorce	2014	4	5	6	1	1	2	9	5	5	4	5	4	15	0.0%	↔	51
		2015	3	3	6	-	-	-	-	-	-	-	-	-	12	-20.0%	▼	12
	Domestic and Family - Level 1	2014	-	2	-	6	1	4	8	2	2	11	20	3	2			59
		2015	6	2	6	-	-	-	-	-	-	-	-	-	14	600.0%	▲	14
	Domestic and Family - Level 2	2014	1	-	-	-	4	1	1	2	1	-	6	2	1			18
		2015	-	3	1	-	-	-	-	-	-	-	-	-	4	300.0%	▲	4
	General Civil - Level 1	2014	-	-	-	-	-	-	1	-	-	-	1	-	0			2
	General Civil - Level 2	2014	12	6	7	3	6	6	8	4	9	6	4	12	25	0.0%	↔	83
		2015	3	9	9	-	-	-	-	-	-	-	-	-	21	-16.0%	▼	21
	General Civil - Level 3	2014	2	3	10	13	3	1	3	3	1	2	2	3	15			46
		2015	2	1	2	-	-	-	-	-	-	-	-	-	5	-66.7%	▼	5
	Probates/Wills and Trusts - Level 1	2014	-	-	-	-	1	-	-	-	1	-	-	-	0			2
		2015	-	1	1	-	-	-	-	-	-	-	-	-	2	0.0%	↔	2
	Probates/Wills and Trusts - Level 2	2014	-	1	-	-	-	5	-	-	-	2	-	-	1			8
		2015	3	1	3	-	-	-	-	-	-	-	-	-	7	600.0%	▲	7
Criminal	Protective Orders	2014	-	1	-	1	-	1	-	-	-	-	-	-	1			3
	Uncontested Divorce	2014	11	13	9	16	7	13	10	8	12	9	10	13	33			131
		2015	8	13	13	-	-	-	-	-	-	-	-	-	34	3.0%	▲	34
	Misdemeanor	2014	16	21	21	21	7	20	26	9	14	19	26	23	58			223
		2015	17	19	32	-	-	-	-	-	-	-	-	-	68	17.2%	▲	68
	Non-Capital Felonies and Related Matters	2014	35	23	48	36	66	36	41	34	49	41	41	26	106			476
Other		2015	33	103	45	-	-	-	-	-	-	-	-	-	181	70.8%	▲	181
	Other Criminally Related Matters	2014	8	3	4	10	7	5	1	5	4	5	6	10	15			68
		2015	3	7	4	-	-	-	-	-	-	-	-	-	14	-6.7%	▼	14
	Miscellaneous	2014	83	83	91	90	52	54	51	54	66	77	47	66	257			814
		2015	98	78	85	-	-	-	-	-	-	-	-	-	261	1.6%	▲	261
	Other	2014	13	14	22	17	10	13	12	23	11	19	19	39	49			212
		2015	15	20	11	-	-	-	-	-	-	-	-	-	46	-6.1%	▼	46

Court: King & Queen Circuit

Start/End Date: Jan-14 / Mar-15

2014 Average Month: 31

Jan-Mar 2014: 89

Filings Trending: Upward ▲

Circuit/Court ID: 9 209097

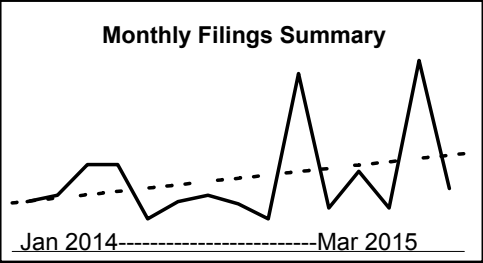
Type of Case: Filings

2015 Average Month:46

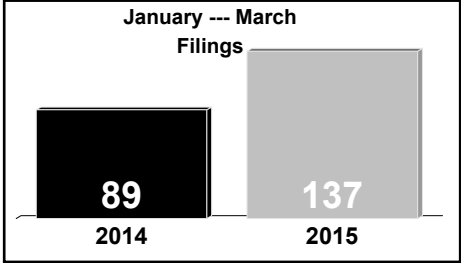
Jan-Mar 2015 : 137

Overall AVG. Month: 34

Monthly Filings Summary



January --- March Filings



	Jan	Feb	Mar	Apr	May	Jun	Jul	Aug	Sep	Oct	Nov	Dec	Thru Mar	% Change	Trending	Total
2014	23	26	40	40	15	23	26	22	15	82	20	37	89			369
2015	20	88	29	-	-	-	-	-	-	-	-	-	137	53.9%	▲	137

			Jan	Feb	<u>Mar</u>	Apr	May	Jun	Jul	Aug	Sep	Oct	Nov	Dec	Thru Mar	% Change	Trending	<u>Total</u>	
Civil	Administrative Law	2014	-	-	1	-	-	-	-	-	-	-	-	-	1			1	
		2015	1	-	-	-	-	-	-	-	-	-	-	-	1	0.0%	↔	1	
	Contested Divorce	2014	1	-	1	-	-	-	1	1	-	-	-	-	2			4	
		2015	1	-	1	-	-	-	-	-	-	-	-	-	2	0.0%	↔	2	
	Domestic and Family - Level 1	2014	-	-	-	1	-	-	-	-	-	-	-	-	0			1	
		2015	1	-	-	-	-	-	-	-	-	-	-	-	1	0.0%	↔	1	
	Domestic and Family - Lev	2014	-	-	-	-	-	-	1	-	-	1	-	1	0			3	
	General Civil - Level 1	2014	-	-	-	1	-	-	-	-	-	-	-	-	0	0.0%	↔	1	
	General Civil - Level 2	2014	-	1	1	-	3	2	3	-	-	-	-	2	2	0.0%	↔	12	
		2015	-	-	1	-	-	-	-	-	-	-	-	-	1	-50.0%	▼	1	
	General Civil - Level 3	2014	2	3	1	1	-	3	1	-	-	-	-	-	6			11	
		2015	1	-	-	-	-	-	-	-	-	-	-	-	1	-83.3%	▼	1	
	Probates/Wills and Trusts	2014	-	-	-	-	-	-	1	-	-	-	-	-	-	0			1
	Probates/Wills and Trusts	2014	1	1	-	2	-	-	-	-	1	-	-	-	-	2	0.0%	↔	5
Uncontested Divorce	2014	1	1	1	3	3	-	-	-	-	-	1	1	-	3			11	
	2015	1	1	1	-	-	-	-	-	-	-	-	-	-	3	0.0%	↔	3	
Criminal	Misdemeanor	2014	-	2	1	2	-	2	1	1	-	2	2	3	3			16	
		2015	4	15	3	-	-	-	-	-	-	-	-	-	22	633.3%	▲	22	
	Non-Capital Felonies and Related Matters	2014	4	4	18	11	1	7	-	2	10	61	3	21	26			142	
		2015	2	55	1	-	-	-	-	-	-	-	-	-	58	123.1%	▲	58	
Other Criminally Related Matters	2014	2	2	2	3	1	1	5	3	-	3	-	3	6			25		
	2015	-	2	-	-	-	-	-	-	-	-	-	-	2	-66.7%	▼	2		
Other	Miscellaneous	2014	12	12	14	16	7	8	13	14	5	14	12	8	38			135	
		2015	9	15	22	-	-	-	-	-	-	-	-	-	46	21.1%	▲	46	
	Other	2014	-	-	-	-	-	-	-	-	-	-	-	1	0			1	

Court: King William Circuit

Start/End Date: Jan-14 / Mar-15

2014 Average Month: 62

Jan-Mar 2014: 206

Filings Trending: Steady ↔

Circuit/Court ID: 9 209101

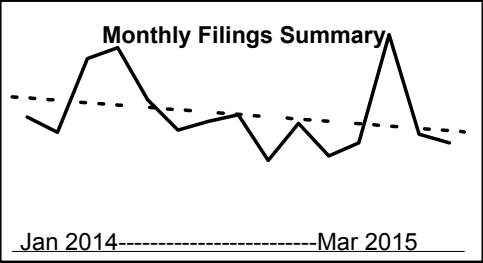
Type of Case: Filings

2015 Average Month:68

Jan-Mar 2015 : 204

Overall AVG. Month: 63

Monthly Filings Summary



January --- March Filings

206

2014

204

2015

			Jan	Feb	Mar	Apr	May	Jun	Jul	Aug	Sep	Oct	Nov	Dec	Thru Mar	% Change	Trending	Total
2014			62	55	89	94	70	56	60	63	42	59	44	50	206			744
2015			100	54	50	-	-	-	-	-	-	-	-	-	204	-1.0%	▼	204

			Jan	Feb	Mar	Apr	May	Jun	Jul	Aug	Sep	Oct	Nov	Dec	Thru Mar	% Change	Trending	Total
Civil	Administrative Law	2014	-	1	-	-	-	-	-	-	1	-	-	-	1			2
	Contested Divorce	2014	2	-	-	-	3	-	-	-	-	-	-	-	2			5
	Domestic and Family - Level 1	2014	-	-	-	11	-	1	1	2	2	1	1	-	0			19
	Domestic and Family - Level 2	2015	2	3	4	-	-	-	-	-	-	-	-	-	9	0.0%	↔	9
		2014	-	-	-	2	-	1	-	1	-	-	-	-	0			4
	General Civil - Level 1	2015	-	2	1	-	-	-	-	-	-	-	-	-	3	0.0%	↔	3
		2014	-	1	-	-	1	1	-	-	-	-	-	-	1			3
	General Civil - Level 2	2014	1	5	2	2	1	9	5	2	5	4	6	2	8			44
		2015	5	1	2	-	-	-	-	-	-	-	-	-	8	0.0%	↔	8
	General Civil - Level 3	2014	1	2	-	-	1	6	2	3	-	3	-	2	3			20
		2015	1	2	1	-	-	-	-	-	-	-	-	-	4	33.3%	▲	4
	Probates/Wills and Trusts	2014	-	-	1	-	-	-	1	-	1	-	-	-	1			3
	Protective Orders	2014	-	-	-	1	-	-	-	-	-	-	-	-	0			1
		2015	1	-	-	-	-	-	-	-	-	-	-	-	1	0.0%	↔	1
Criminal	Uncontested Divorce	2014	-	2	1	2	3	1	-	2	-	1	-	1	3			13
		2015	-	-	3	-	-	-	-	-	-	-	-	-	3	0.0%	↔	3
	Misdemeanor	2014	2	3	4	4	7	-	6	2	2	2	4	2	9			38
		2015	7	3	1	-	-	-	-	-	-	-	-	-	11	22.2%	▲	11
	Non-Capital Felonies and Related Matters	2014	13	2	36	35	25	5	20	21	4	22	8	10	51			201
		2015	41	2	6	-	-	-	-	-	-	-	-	-	49	-3.9%	▼	49
Oth	Other Criminally Related Matters	2014	2	1	1	2	2	1	2	6	1	2	-	1	4			21
		2015	-	4	2	-	-	-	-	-	-	-	-	-	6	50.0%	▲	6
	Miscellaneous	2014	41	38	44	35	27	31	23	24	26	24	25	32	123			370
			43	37	30	-	-	-	-	-	-	-	-	-	110	-10.6%	▼	110

Court: Mathews Circuit

Start/End Date: Jan-14 / Mar-15

2014 Average Month: 37

Jan-Mar 2014: 124

Filings Trending: Downward ▼

Circuit/Court ID: 9 209115

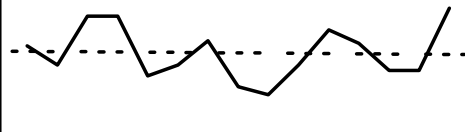
Type of Case: Filings

2015 Average Month:39

Jan-Mar 2015 : 116

Overall AVG. Month: 37

Monthly Filings Summary



Jan 2014-----Mar 2015

January --- March Filings

124

2014

116

2015

	Jan	Feb	Mar	Apr	May	Jun	Jul	Aug	Sep	Oct	Nov	Dec	Thru Mar	% Change	Trending	Total
2014	40	33	51	51	29	33	42	25	22	33	46	41	124			446
2015	31	31	54	-	-	-	-	-	-	-	-	-	116	-6.5%	▼	116

			Jan	Feb	Mar	Apr	May	Jun	Jul	Aug	Sep	Oct	Nov	Dec	Thru Mar	% Change	Trending	Total
Civil	Administrative Law	2014	-	-	-	-	-	1	-	-	-	-	-	-	0			1
	Contested Divorce	2014	-	-	-	1	-	2	-	1	-	-	-	1	0	0.0%	↔	5
		2015	-	1	-	-	-	-	-	-	-	-	-	-	1	0.0%	↔	1
	Domestic and Family - Lev	2014	-	-	-	2	1	-	3	-	1	-	1	6	0			14
	Domestic and Family - Level 2	2014	-	-	1	-	-	-	-	-	-	-	1	-	1	0.0%	↔	2
		2015	-	-	1	-	-	-	-	-	-	-	-	-	1	0.0%	↔	1
	General Civil - Level 1	2015	1	-	-	-	-	-	-	-	-	-	-	-	1			1
	General Civil - Level 2	2014	3	-	1	4	1	1	1	2	-	5	2	2	4			22
		2015	3	3	3	-	-	-	-	-	-	-	-	-	9	125.0%	▲	9
	General Civil - Level 3	2014	1	1	-	1	1	4	-	3	-	-	-	-	2			11
		2015	-	1	1	-	-	-	-	-	-	-	-	-	2	0.0%	↔	2
	Probates/Wills and Trusts - Level 2	2014	-	1	-	-	-	1	-	-	-	-	1	-	1			3
		2015	-	-	1	-	-	-	-	-	-	-	-	-	1	0.0%	↔	1
	Protective Orders	2014	2	-	-	-	1	-	1	-	-	-	-	1	2			5
Criminal	Uncontested Divorce	2014	1	4	3	2	3	-	2	4	2	1	-	-	8			22
		2015	1	1	2	-	-	-	-	-	-	-	-	-	4	-50.0%	▼	4
	Misdemeanor	2014	-	3	1	3	3	7	4	1	-	-	5	5	4			32
		2015	1	1	3	-	-	-	-	-	-	-	-	-	5	25.0%	▲	5
	Non-Capital Felonies and Related Matters	2014	1	2	25	9	-	2	19	-	2	-	24	2	28			86
Other		2015	5	3	15	-	-	-	-	-	-	-	-	-	23	-17.9%	▼	23
	Other Criminally Related Matters	2014	-	1	-	1	1	1	-	-	3	1	-	2	1			10
		2015	-	2	-	-	-	-	-	-	-	-	-	-	2	100.0%	▲	2
	Miscellaneous	2014	32	21	20	26	18	12	12	13	14	26	12	22	73			228
		2015	20	19	27	-	-	-	-	-	-	-	-	-	66	-9.6%	▼	66
	Other	2014	-	-	-	2	-	2	-	1	-	-	-	-	0			5
		2015	-	-	1	-	-	-	-	-	-	-	-	-	1	0.0%	↔	1

Court: Middlesex Circuit

Start/End Date: Jan-14 / Mar-15

2014 Average Month: 47

Jan-Mar 2014: 163

Filings Trending: Downward ▼

Circuit/Court ID: 9 209119

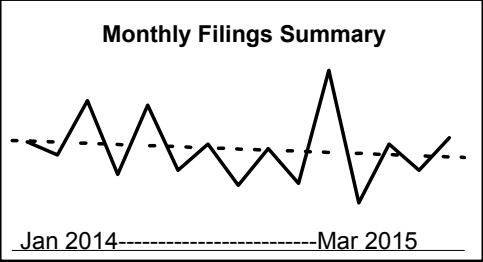
Type of Case: Filings

2015 Average Month: 46

Jan-Mar 2015 : 138

Overall AVG. Month: 47

Monthly Filings Summary



January --- March Filings

163

2014

138

2015

	Jan	Feb	Mar	Apr	May	Jun	Jul	Aug	Sep	Oct	Nov	Dec	Thru Mar	% Change	Trending	Total
2014	50	44	69	35	67	37	49	30	47	31	83	22	163			564
2015	49	37	52	-	-	-	-	-	-	-	-	-	138	-15.3%	▼	138

			Jan	Feb	Mar	Apr	May	Jun	Jul	Aug	Sep	Oct	Nov	Dec	Thru Mar	% Change	Trending	Total
Civil	Contested Divorce	2014	-	-	-	1	4	-	-	1	-	1	-	2	0			9
		2015	-	-	2	-	-	-	-	-	-	-	-	-	2	0.0%	↔	2
	Domestic and Family - Level 1	2014	-	4	2	1	-	-	1	1	-	-	-	-	6			9
		2015	-	1	-	-	-	-	-	-	-	-	-	-	1	-83.3%	▼	1
	Domestic and Family - Level 2	2014	-	-	-	-	-	-	-	2	-	-	-	-	0			2
		2015	2	-	1	-	-	-	-	-	-	-	-	-	3	0.0%	↔	3
	General Civil - Level 1	2014	1	-	-	-	-	-	-	-	-	-	-	-	1			1
		2015	1	-	-	3	1	-	1	4	1	1	3	1	1			16
	General Civil - Level 2	2014	1	-	-	3	1	-	1	4	1	1	3	1	1			16
		2015	2	3	6	-	-	-	-	-	-	-	-	-	11	1,000.0%	▲	11
	General Civil - Level 3	2014	3	1	2	1	1	-	1	-	-	-	-	-	6			9
		2015	-	-	1	-	-	-	-	-	-	-	-	-	1	-83.3%	▼	1
Criminal	Probates/Wills and Trusts - Level 2	2014	-	-	-	-	-	-	-	-	-	2	2	-	0			4
		2015	-	-	1	-	-	-	-	-	-	-	-	-	1	0.0%	↔	1
	Uncontested Divorce	2014	1	3	1	3	2	1	5	3	4	-	3	-	5			26
		2015	2	2	2	-	-	-	-	-	-	-	-	-	6	20.0%	▲	6
	Capital Murder	2015	1	-	-	-	-	-	-	-	-	-	-	-	1			1
		2014	3	4	14	2	11	7	7	3	8	2	20	3	21			84
	Misdemeanor	2015	11	-	3	-	-	-	-	-	-	-	-	-	14	-33.3%	▼	14
		2014	7	6	27	5	22	12	21	5	21	13	37	1	40			177
	Non-Capital Felonies and Related Matters	2015	12	3	8	-	-	-	-	-	-	-	-	-	23	-42.5%	▼	23
		2014	1	-	1	1	3	1	-	1	1	1	3	-	2			13
	Other Criminally Related Matters	2015	2	-	-	-	-	-	-	-	-	-	-	-	2	0.0%	↔	2
		2014	33	26	22	18	20	16	12	9	11	11	14	15	81			207
Other	Miscellaneous	2015	17	28	25	-	-	-	-	-	-	-	-	-	70	-13.6%	▼	70
		2014	-	-	-	-	3	-	1	1	1	-	1	-	0			7
	Other	2015	-	-	3	-	-	-	-	-	-	-	-	-	3	0.0%	↔	3

Court: New Kent Circuit

Start/End Date: Jan-14 / Mar-15

2014 Average Month: 116

Jan-Mar 2014: 363

Filings Trending: Downward ▼

Circuit/Court ID: 9 209127

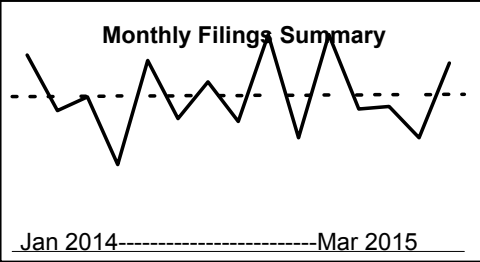
Type of Case: Filings

2015 Average Month:110

Jan-Mar 2015 : 330

Overall AVG. Month: 115

Monthly Filings Summary



January --- March Filings

363

2014

330

2015

	Jan	Feb	Mar	Apr	May	Jun	Jul	Aug	Sep	Oct	Nov	Dec	Thru Mar	% Change	Trending	Total
2014	145	104	114	64	141	98	125	96	160	84	160	105	363			1,396
2015	107	84	139	-	-	-	-	-	-	-	-	-	330	-9.1%	▼	330

			Jan	Feb	Mar	Apr	May	Jun	Jul	Aug	Sep	Oct	Nov	Dec	Thru Mar	% Change	Trending	Total
Civil	Administrative Law	2014	-	-	-	-	-	-	-	-	1	1	-	-	0			2
		2015	1	-	-	-	-	-	-	-	-	-	-	-	1	0.0%	↔	1
	Contested Divorce	2014	2	1	2	1	1	2	2	3	6	3	1	4	5			28
		2015	1	2	4	-	-	-	-	-	-	-	-	-	7	40.0%	▲	7
	Domestic and Family - Level 1	2014	-	1	-	2	3	-	1	-	1	-	1	-	1			9
		2015	-	2	-	-	-	-	-	-	-	-	-	-	2	100.0%	▲	2
	Domestic and Family - Level 2	2014	-	-	-	1	1	1	1	-	1	-	2	-	0			7
		2015	2	2	-	-	-	-	-	-	-	-	-	-	4	0.0%	↔	4
	General Civil - Level 2	2014	1	2	6	1	7	1	4	4	5	1	2	3	9			37
		2015	2	1	1	-	-	-	-	-	-	-	-	-	4	-55.6%	▼	4
	General Civil - Level 3	2014	1	-	1	1	1	1	-	1	-	4	1	2	2			13
		2015	2	3	-	-	-	-	-	-	-	-	-	-	5	150.0%	▲	5
	Probates/Wills and Trusts	2014	-	-	-	-	-	-	-	-	1	-	-	-	0			1
	Probates/Wills and Trusts - Level 2	2014	1	-	-	-	-	-	1	-	-	-	-	-	1	0.0%	↔	2
		2015	-	1	-	-	-	-	-	-	-	-	-	-	1	0.0%	↔	1
Criminal	Uncontested Divorce	2014	3	4	2	4	3	1	5	4	6	3	5	6	9			46
		2015	3	5	5	-	-	-	-	-	-	-	-	-	13	44.4%	▲	13
	Misdemeanor	2014	3	9	10	2	13	12	19	22	41	16	43	15	22			205
		2015	11	8	17	-	-	-	-	-	-	-	-	-	36	63.6%	▲	36
	Non-Capital Felonies and Related Matters	2014	19	8	28	4	59	22	44	13	64	11	56	16	55			344
		2015	22	5	61	-	-	-	-	-	-	-	-	-	88	60.0%	▲	88
Other	Other Criminally Related Matters	2014	1	3	-	-	3	3	10	5	2	1	6	2	4			36
		2015	2	6	4	-	-	-	-	-	-	-	-	-	12	200.0%	▲	12
	Miscellaneous	2014	73	64	54	42	35	47	31	35	29	35	39	50	191			534
		2015	52	35	42	-	-	-	-	-	-	-	-	-	129	-32.5%	▼	129
	Other	2014	41	12	11	6	15	8	7	9	3	9	4	7	64			132
		2015	9	14	5	-	-	-	-	-	-	-	-	-	28	-56.3%	▼	28

Court: York Circuit

Start/End Date: Jan-14 / Mar-15

2014 Average Month: 261

Jan-Mar 2014: 926

Filings Trending: Downward ▼

Circuit/Court ID: 9 209199

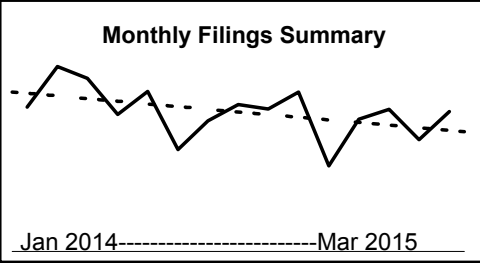
Type of Case: Filings

2015 Average Month:242

Jan-Mar 2015 : 726

Overall AVG. Month: 257

Monthly Filings Summary



January --- March Filings

926

2014

726

2015

			Jan	Feb	Mar	Apr	May	Jun	Jul	Aug	Sep	Oct	Nov	Dec	Thru Mar	% Change	Trending	Total
2014			266	341	319	253	295	188	241	271	263	294	158	244	926			3,133
2015			262	206	258	-	-	-	-	-	-	-	-	-	726	-21.6%	▼	726

			Jan	Feb	Mar	Apr	May	Jun	Jul	Aug	Sep	Oct	Nov	Dec	Thru Mar	% Change	Trending	Total
Civil	Administrative Law	2014	-	-	-	-	-	-	-	-	-	-	-	1	0			1
		2015	-	1	-	-	-	-	-	-	-	-	-	-	1	0.0%	↔	1
	Contested Divorce	2014	9	8	13	3	7	5	7	6	7	6	2	4	30			77
		2015	6	7	12	-	-	-	-	-	-	-	-	-	25	-16.7%	▼	25
	Domestic and Family - Level 1	2014	1	2	3	2	2	2	3	5	1	6	-	2	6			29
		2015	2	4	3	-	-	-	-	-	-	-	-	-	9	50.0%	▲	9
	Domestic and Family - Level 2	2014	3	8	6	12	7	12	6	5	10	16	9	7	17			101
		2015	6	2	15	-	-	-	-	-	-	-	-	-	23	35.3%	▲	23
	General Civil - Level 1	2014	1	-	1	-	-	-	-	-	1	-	-	2	2			5
		2015	1	-	-	-	-	-	-	-	-	-	-	-	1	-50.0%	▼	1
	General Civil - Level 2	2014	11	7	11	14	8	9	12	15	11	8	4	14	29			124
		2015	5	8	11	-	-	-	-	-	-	-	-	-	24	-17.2%	▼	24
	General Civil - Level 3	2014	4	6	1	2	6	2	1	1	4	2	3	4	11			36
		2015	4	-	6	-	-	-	-	-	-	-	-	-	10	-9.1%	▼	10
	Probates/Wills and Trusts	2014	-	-	-	-	-	-	-	1	-	-	-	-	0			1
	Probates/Wills and Trusts - Level 2	2014	2	-	3	2	4	1	-	2	1	1	1	2	5	0.0%	↔	19
		2015	1	1	1	-	-	-	-	-	-	-	-	-	3	-40.0%	▼	3
	Protective Orders	2014	2	-	1	1	1	1	-	1	-	3	-	1	3			11
		2015	1	-	-	-	-	-	-	-	-	-	-	-	1	-66.7%	▼	1
	Uncontested Divorce	2014	12	16	25	12	11	10	15	19	16	16	17	15	53			184
		2015	5	9	22	-	-	-	-	-	-	-	-	-	36	-32.1%	▼	36
Criminal	Misdemeanor	2014	17	14	28	17	61	11	33	31	27	16	14	16	59			285
		2015	26	16	13	-	-	-	-	-	-	-	-	-	55	-6.8%	▼	55
	Non-Capital Felonies and Related Matters	2014	44	125	79	67	88	47	63	74	74	64	27	44	248			796
		2015	74	50	29	-	-	-	-	-	-	-	-	-	153	-38.3%	▼	153
	Other Criminally Related Matters	2014	10	6	14	9	6	3	4	4	12	13	4	12	30			97
		2015	5	8	3	-	-	-	-	-	-	-	-	-	16	-46.7%	▼	16
Other	Miscellaneous	2014	149	148	134	111	93	84	97	104	96	140	75	120	431			1,351
		2015	124	99	138	-	-	-	-	-	-	-	-	-	361	-16.2%	▼	361
	Other	2014	1	1	-	1	1	1	-	3	3	3	2	-	2			16
		2015	2	1	5	-	-	-	-	-	-	-	-	-	8	300.0%	▲	8

Court: Williamsburg Circuit

Start/End Date: Jan-14 / Mar-15

2014 Average Month: 300

Jan-Mar 2014: 1,029

Filings Trending: Downward ▼

Circuit/Court ID: 9 209830

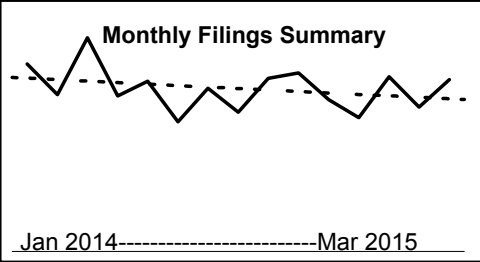
Type of Case: Filings

2015 Average Month:302

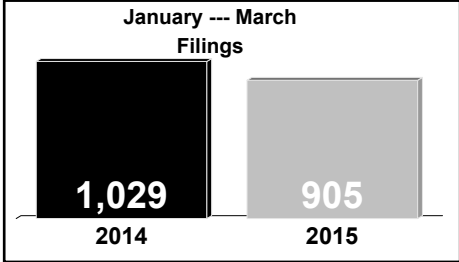
Jan-Mar 2015 : 905

Overall AVG. Month: 300

Monthly Filings Summary



January --- March Filings




	Jan	Feb	Mar	Apr	May	Jun	Jul	Aug	Sep	Oct	Nov	Dec	Thru Mar	% Change	Trending	Total
2014	346	289	394	287	314	239	301	257	319	329	280	247	1,029			3,602
2015	322	266	317	-	-	-	-	-	-	-	-	-	905	-12.1%	▼	905

			Jan	Feb	Mar	Apr	May	Jun	Jul	Aug	Sep	Oct	Nov	Dec	Thru Mar	% Change	Trending	Total
Civil	Administrative Law	2014	-	-	-	-	1	1	-	1	1	-	-	-	0			4
	Contested Divorce	2014	8	6	5	6	4	5	8	5	9	10	5	8	19	0.0%	↔	79
		2015	10	8	4	-	-	-	-	-	-	-	-	-	22	15.8%	▲	22
	Domestic and Family - Level 1	2014	1	4	3	6	5	3	1	10	9	5	5	8	8			60
		2015	3	6	3	-	-	-	-	-	-	-	-	-	12	50.0%	▲	12
	Domestic and Family - Level 2	2014	3	3	1	1	4	5	4	2	-	1	1	2	7			27
		2015	6	1	5	-	-	-	-	-	-	-	-	-	12	71.4%	▲	12
	General Civil - Level 1	2014	2	-	1	2	-	3	-	-	1	1	-	1	3			11
		2015	-	3	2	-	-	-	-	-	-	-	-	-	5	66.7%	▲	5
	General Civil - Level 2	2014	5	7	6	4	12	9	11	6	9	14	6	10	18			99
		2015	18	8	8	-	-	-	-	-	-	-	-	-	34	88.9%	▲	34
	General Civil - Level 3	2014	9	1	17	4	13	6	9	4	4	7	9	8	27			91
		2015	6	6	1	-	-	-	-	-	-	-	-	-	13	-51.9%	▼	13
	Probates/Wills and Trusts - Level 1	2014	-	-	-	-	1	1	-	-	-	-	1	1	0			4
		2015	1	-	1	-	-	-	-	-	-	-	-	-	2	0.0%	↔	2
	Probates/Wills and Trusts - Level 2	2014	3	3	2	2	2	3	4	2	2	2	4	5	8			34
		2015	-	1	3	-	-	-	-	-	-	-	-	-	4	-50.0%	▼	4
Criminal	Uncontested Divorce	2014	21	11	17	20	16	15	15	12	14	11	14	8	49			174
		2015	23	12	14	-	-	-	-	-	-	-	-	-	49	0.0%	↔	49
	Capital Murder	2014	3	-	-	-	-	-	-	-	-	-	-	-	3			3
		2015	-	-	4	-	-	-	-	-	-	-	-	-	4	33.3%	▲	4
	Misdemeanor	2014	34	36	47	25	39	27	47	29	52	32	60	28	117			456
		2015	42	26	32	-	-	-	-	-	-	-	-	-	100	-14.5%	▼	100
Other	Non-Capital Felonies and Related Matters	2014	62	46	123	58	79	46	80	41	73	43	57	52	231			760
		2015	51	39	66	-	-	-	-	-	-	-	-	-	156	-32.5%	▼	156
	Other Criminally Related Matters	2014	13	12	17	14	11	8	13	13	13	15	8	8	42			145
		2015	10	9	7	-	-	-	-	-	-	-	-	-	26	-38.1%	▼	26
	Miscellaneous	2014	160	142	123	120	101	89	81	107	106	143	81	81	425			1,334
		2015	123	100	131	-	-	-	-	-	-	-	-	-	354	-16.7%	▼	354
	Other	2014	22	18	32	25	26	18	28	25	26	45	29	27	72			321
		2015	29	47	36	-	-	-	-	-	-	-	-	-	112	55.6%	▲	112

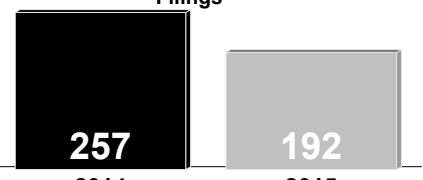
Court: Appomattox Circuit
Start/End Date: Jan-14 / Mar-15
2014 Average Month: 75
Jan-Mar 2014: 257
Filings Trending: Downward ▼

Circuit/Court ID: 10 210011
Type of Case: Filings
2015 Average Month:64
Jan-Mar 2015 : 192
Overall AVG. Month: 72

Monthly Filings Summary



January --- March Filings



	Jan	Feb	Mar	Apr	May	Jun	Jul	Aug	Sep	Oct	Nov	Dec	Thru Mar	% Change	Trending	Total
2014	95	65	97	114	63	52	64	67	53	84	64	76	257			894
2015	73	58	61	-	-	-	-	-	-	-	-	-	192	-25.3%	▼	192

			Jan	Feb	Mar	Apr	May	Jun	Jul	Aug	Sep	Oct	Nov	Dec	Thru Mar	% Change	Trending	Total
Civil	Contested Divorce	2014	3	1	1	1	4	1	1	1	-	3	2	1	5			19
		2015	-	-	3	-	-	-	-	-	-	-	-	-	3	-40.0%	▼	3
	Domestic and Family - Level 1	2014	-	4	6	3	2	6	4	1	-	2	-	-	10			28
		2015	-	2	-	-	-	-	-	-	-	-	-	-	2	-80.0%	▼	2
	Domestic and Family - Lev	2014	-	-	1	-	2	1	-	1	-	-	1	-	1			6
	General Civil - Level 2	2014	2	3	3	1	1	-	1	1	3	-	-	1	8			16
		2015	2	-	1	-	-	-	-	-	-	-	-	-	3	-62.5%	▼	3
	General Civil - Level 3	2014	2	-	2	2	1	-	3	3	1	-	-	1	4			15
		2015	-	1	1	-	-	-	-	-	-	-	-	-	2	-50.0%	▼	2
	Probates/Wills and Trusts	2014	-	-	-	-	1	-	-	1	-	-	-	1	0			3
Criminal	Probates/Wills and Trusts - Level 2	2014	2	-	1	-	-	1	1	1	-	-	-	1	3	0.0%	↔	7
		2015	2	-	-	-	-	-	-	-	-	-	-	-	2	-33.3%	▼	2
	Uncontested Divorce	2014	4	2	3	4	3	2	4	1	2	3	5	3	9			36
		2015	1	2	1	-	-	-	-	-	-	-	-	-	4	-55.6%	▼	4
	Misdemeanor	2014	1	4	4	8	5	3	-	2	4	2	2	9	9			44
		2015	7	1	1	-	-	-	-	-	-	-	-	-	9	0.0%	↔	9
Other	Non-Capital Felonies and Related Matters	2014	32	10	38	35	18	8	30	17	16	39	32	33	80			308
		2015	28	24	13	-	-	-	-	-	-	-	-	-	65	-18.8%	▼	65
	Other Criminally Related Matters	2014	-	-	-	5	3	3	-	1	-	-	-	5	0			17
		2015	-	1	1	-	-	-	-	-	-	-	-	-	2	0.0%	↔	2
	Miscellaneous	2014	49	40	37	53	23	27	20	36	27	34	21	20	126			387
		2015	33	27	39	-	-	-	-	-	-	-	-	-	99	-21.4%	▼	99
	Other	2014	-	1	1	2	-	-	-	1	-	1	1	1	2			8
		2015	-	-	1	-	-	-	-	-	-	-	-	-	1	-50.0%	▼	1

Court: Buckingham Circuit

Start/End Date: Jan-14 / Mar-15

2014 Average Month: 72

Jan-Mar 2014: 211

Filings Trending: Downward ▼

Circuit/Court ID: 10 210029

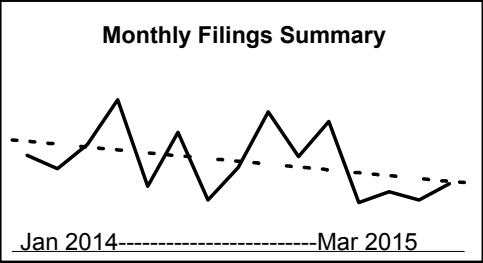
Type of Case: Filings

2015 Average Month:44

Jan-Mar 2015 : 132

Overall AVG. Month: 66

Monthly Filings Summary



January --- March Filings

211

2014

132

2015

	Jan	Feb	Mar	Apr	May	Jun	Jul	Aug	Sep	Oct	Nov	Dec	Thru Mar	% Change	Trending	Total
2014	71	61	79	112	48	88	38	62	103	70	96	36	211			864
2015	44	38	50	-	-	-	-	-	-	-	-	-	132	-37.4%	▼	132

			Jan	Feb	Mar	Apr	May	Jun	Jul	Aug	Sep	Oct	Nov	Dec	Thru Mar	% Change	Trending	Total
Civil	Contested Divorce	2014	1	2	2	-	2	-	1	1	2	1	-	-	5			12
		2015	2	2	2	-	-	-	-	-	-	-	-	-	6	20.0%	▲	6
	Domestic and Family - Level 1	2014	3	-	-	2	-	4	-	2	11	-	-	-	3			22
		2015	1	-	2	-	-	-	-	-	-	-	-	-	3	0.0%	↔	3
	Domestic and Family - Lev	2014	-	-	-	-	-	-	-	-	-	-	-	2	0			2
	General Civil - Level 1	2014	-	-	-	-	-	-	-	-	1	-	-	-	0	0.0%	↔	1
	General Civil - Level 2	2014	3	-	-	2	2	2	5	2	4	1	1	5	3	0.0%	↔	27
		2015	1	1	-	-	-	-	-	-	-	-	-	-	2	-33.3%	▼	2
	General Civil - Level 3	2014	2	1	1	-	1	1	-	-	1	1	1	-	4			9
		2015	1	1	-	-	-	-	-	-	-	-	-	-	2	-50.0%	▼	2
	Probates/Wills and Trusts	2014	-	-	-	-	-	1	-	-	-	-	-	-	0			1
	Probates/Wills and Trusts - Level 2	2014	-	-	-	-	1	-	2	-	-	1	-	-	0	0.0%	↔	4
		2015	-	1	-	-	-	-	-	-	-	-	-	-	1	0.0%	↔	1
	Protective Orders	2014	-	-	-	-	-	-	-	1	-	-	-	-	0			1
Criminal	Uncontested Divorce	2014	4	2	4	2	-	2	6	4	4	3	3	2	10	0.0%	↔	36
		2015	2	4	5	-	-	-	-	-	-	-	-	-	11	10.0%	▲	11
	Misdemeanor	2014	1	7	6	7	-	2	-	12	-	10	7	5	14			57
		2015	2	-	3	-	-	-	-	-	-	-	-	-	5	-64.3%	▼	5
Other	Non-Capital Felonies and Related Matters	2014	27	22	26	68	24	55	3	18	53	23	59	6	75			384
		2015	20	8	12	-	-	-	-	-	-	-	-	-	40	-46.7%	▼	40
	Other Criminally Related M	2014	-	3	-	1	-	-	-	1	-	4	1	1	3			11
Other	Miscellaneous	2014	29	24	40	30	18	21	21	20	27	24	23	15	93			292
		2015	15	21	26	-	-	-	-	-	-	-	-	-	62	-33.3%	▼	62
	Other	2014	1	-	-	-	-	-	-	1	-	2	1	-	1			5

Court: Charlotte Circuit

Start/End Date: Jan-14 / Mar-15

2014 Average Month: 43

Jan-Mar 2014: 148

Filings Trending: Upward ▲

Circuit/Court ID: 10 210037

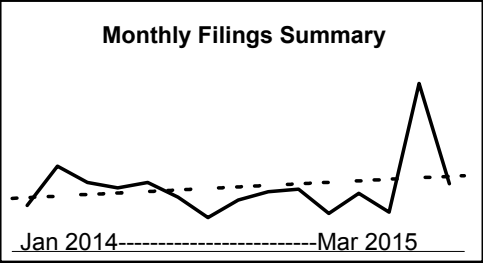
Type of Case: Filings

2015 Average Month:68

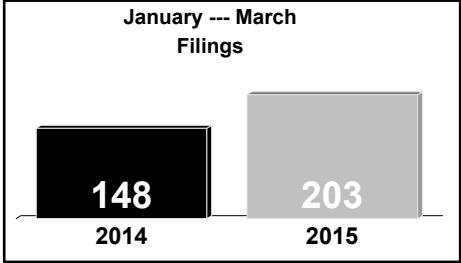
Jan-Mar 2015 : 203

Overall AVG. Month: 48

Monthly Filings Summary



January --- March Filings



	Jan	Feb	Mar	Apr	May	Jun	Jul	Aug	Sep	Oct	Nov	Dec	Thru Mar	% Change	Trending	Total
2014	34	63	51	47	51	40	25	38	44	46	28	43	148			510
2015	29	124	50	-	-	-	-	-	-	-	-	-	203	37.2%	▲	203

			Jan	Feb	Mar	Apr	May	Jun	Jul	Aug	Sep	Oct	Nov	Dec	Thru Mar	% Change	Trending	Total
Civil	Contested Divorce	2014	-	2	1	1	-	3	-	2	1	2	-	-	3			12
		2015	1	1	-	-	-	-	-	-	-	-	-	-	2	-33.3%	▼	2
	Domestic and Family - Level 1	2014	1	4	4	-	-	4	2	2	-	1	3	-	9			21
		2015	-	1	2	-	-	-	-	-	-	-	-	-	3	-66.7%	▼	3
	Domestic and Family - Level 2	2014	-	-	1	-	3	1	-	-	-	1	-	-	1			6
		2015	-	-	1	-	-	-	-	-	-	-	-	-	1	0.0%	↔	1
	General Civil - Level 1	2015	-	1	-	-	-	-	-	-	-	-	-	-	1			1
		2014	-	1	2	-	1	-	-	1	-	-	2	-	3			7
	General Civil - Level 2	2015	2	-	5	-	-	-	-	-	-	-	-	-	7	133.3%	▲	7
		2014	1	2	-	6	2	-	-	-	8	-	1	1	3			21
	General Civil - Level 3	2015	1	2	3	-	-	-	-	-	-	-	-	-	6	100.0%	▲	6
		2014	1	-	-	-	-	-	1	-	-	-	-	1	1			3
Criminal	Probates/Wills and Trusts	2014	1	-	-	-	-	-	-	-	-	-	-	1	1			4
	Protective Orders	2014	1	1	-	-	-	-	-	1	-	-	-	1	2			27
	Uncontested Divorce	2014	-	4	2	3	1	5	5	1	5	-	-	1	6			6
		2015	2	3	1	-	-	-	-	-	-	-	-	-	6	0.0%	↔	9
	Misdemeanor	2014	3	2	-	2	1	2	2	-	1	2	-	3	5			164
		2015	-	7	2	-	-	-	-	-	-	-	-	-	9	80.0%	▲	97
Other	Non-Capital Felonies and Related Matters	2014	10	20	24	19	15	12	9	10	9	12	2	22	54			10
		2015	4	85	8	-	-	-	-	-	-	-	-	-	97	79.6%	▲	1
	Other Criminally Related Matters	2014	2	-	-	2	-	-	-	-	2	2	1	1	2			1
		2015	-	-	1	-	-	-	-	-	-	-	-	-	1	-50.0%	▼	69
	Miscellaneous	2014	15	27	17	14	28	13	6	21	18	26	19	13	59	16.9%	▲	1

Court: Cumberland Circuit

Start/End Date: Jan-14 / Mar-15

2014 Average Month: 45

Jan-Mar 2014: 132

Filings Trending: Downward ▼

Circuit/Court ID: 10 210049

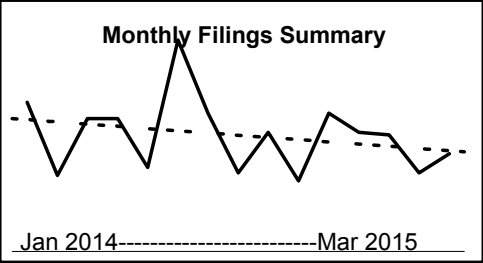
Type of Case: Filings

2015 Average Month:36

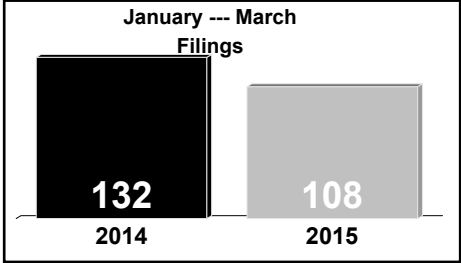
Jan-Mar 2015 : 108

Overall AVG. Month: 43

Monthly Filings Summary



January --- March Filings



	Jan	Feb	Mar	Apr	May	Jun	Jul	Aug	Sep	Oct	Nov	Dec	Thru Mar	% Change	Trending	Total
2014	55	28	49	49	31	78	51	29	44	26	51	44	132			535
2015	43	29	36	-	-	-	-	-	-	-	-	-	108	-18.2%	▼	108

			Jan	Feb	Mar	Apr	May	Jun	Jul	Aug	Sep	Oct	Nov	Dec	Thru Mar	% Change	Trending	Total
Civil	Administrative Law	2014	-	-	-	-	-	-	-	-	-	-	1	-	0			1
	Contested Divorce	2014	4	-	1	2	1	1	-	1	1	-	1	-	5	0.0%	↔	12
		2015	1	-	2	-	-	-	-	-	-	-	-	-	3	-40.0%	▼	3
	Domestic and Family - Level 1	2014	-	-	-	1	1	-	1	-	2	1	-	-	0			6
		2015	1	-	1	-	-	-	-	-	-	-	-	-	2	0.0%	↔	2
	Domestic and Family - Lev	2014	-	-	-	-	1	-	-	-	1	-	-	-	0			2
	General Civil - Level 1	2014	-	-	-	-	-	-	-	1	-	-	-	1	0	0.0%	↔	2
	General Civil - Level 2	2014	2	1	1	2	-	-	2	1	1	1	3	1	4	0.0%	↔	15
		2015	-	2	-	-	-	-	-	-	-	-	-	-	2	-50.0%	▼	2
	General Civil - Level 3	2014	-	-	7	-	3	1	1	-	-	-	-	-	7			12
		2015	1	-	-	-	-	-	-	-	-	-	-	-	1	-85.7%	▼	1
	Probates/Wills and Trusts - Level 2	2014	2	-	-	-	-	-	-	1	-	-	-	-	2			3
		2015	-	1	-	-	-	-	-	-	-	-	-	-	1	-50.0%	▼	1
	Protective Orders	2014	-	1	-	2	-	-	-	-	-	-	-	-	1			3
		2015	1	-	-	-	-	-	-	-	-	-	-	-	1	0.0%	↔	1
Criminal	Uncontested Divorce	2014	1	2	3	2	1	-	2	1	2	-	4	4	6			22
		2015	-	3	1	-	-	-	-	-	-	-	-	-	4	-33.3%	▼	4
	Misdemeanor	2014	7	1	2	4	1	10	1	1	2	1	5	7	10			42
		2015	8	7	6	-	-	-	-	-	-	-	-	-	21	110.0%	▲	21
	Non-Capital Felonies and Related Matters	2014	16	4	10	14	8	46	34	5	18	5	22	11	30			193
Other		2015	11	2	11	-	-	-	-	-	-	-	-	-	24	-20.0%	▼	24
	Other Criminally Related Matters	2014	-	4	1	-	1	-	-	-	-	-	1	-	5			7
		2015	1	1	-	-	-	-	-	-	-	-	-	-	2	-60.0%	▼	2
	Miscellaneous	2014	23	15	24	22	14	19	10	18	17	18	14	20	62			214
		2015	18	13	15	-	-	-	-	-	-	-	-	-	46	-25.8%	▼	46
	Other	2014	-	-	-	-	-	1	-	-	-	-	-	-	0			1
		2015	1	-	-	-	-	-	-	-	-	-	-	-	1	0.0%	↔	1

Court: Halifax Circuit

Start/End Date: Jan-14 / Mar-15

2014 Average Month: 189

Jan-Mar 2014: 560

Filings Trending: Upward ▲

Circuit/Court ID: 10 210083

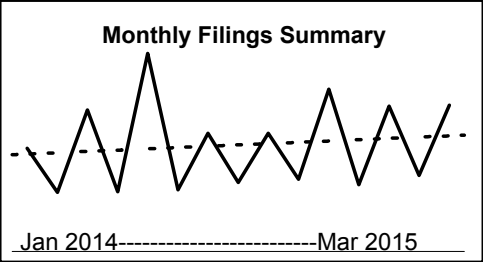
Type of Case: Filings

2015 Average Month:226

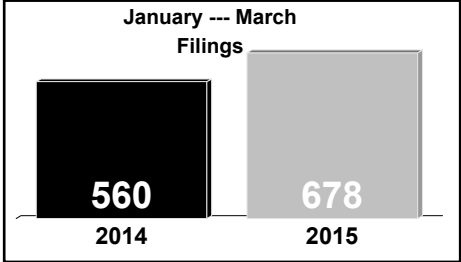
Jan-Mar 2015 : 678

Overall AVG. Month: 196

Monthly Filings Summary



January --- March Filings



	Jan	Feb	Mar	Apr	May	Jun	Jul	Aug	Sep	Oct	Nov	Dec	Thru Mar	% Change	Trending	Total
2014	190	109	261	110	365	114	218	127	218	133	299	123	560			2,267
2015	268	140	270	-	-	-	-	-	-	-	-	-	678	21.1%	▲	678

			Jan	Feb	Mar	Apr	May	Jun	Jul	Aug	Sep	Oct	Nov	Dec	Thru Mar	% Change	Trending	Total
Civil	Administrative Law	2014	1	-	-	-	-	-	1	-	-	-	-	-	1			2
		2015	-	-	1	-	-	-	-	-	-	-	-	-	1	0.0%	↔	1
	Contested Divorce	2014	1	2	6	5	3	4	6	4	3	5	3	3	9			45
		2015	2	10	3	-	-	-	-	-	-	-	-	-	15	66.7%	▲	15
	Domestic and Family - Level 1	2014	2	1	1	3	2	4	3	2	6	2	2	4	4			32
		2015	1	2	1	-	-	-	-	-	-	-	-	-	4	0.0%	↔	4
	Domestic and Family - Level 2	2014	1	1	1	1	1	-	2	-	1	-	1	-	3			9
		2015	-	-	3	-	-	-	-	-	-	-	-	-	3	0.0%	↔	3
	General Civil - Level 1	2014	-	-	-	-	-	-	-	-	2	1	2	-	0			5
		2015	-	2	1	-	-	-	-	-	-	-	-	-	3	0.0%	↔	3
	General Civil - Level 2	2014	6	2	6	1	5	7	4	1	5	5	4	-	14			46
		2015	4	4	6	-	-	-	-	-	-	-	-	-	14	0.0%	↔	14
	General Civil - Level 3	2014	-	3	3	3	4	2	11	8	3	3	-	3	6			43
		2015	2	-	5	-	-	-	-	-	-	-	-	-	7	16.7%	▲	7
	Probates/Wills and Trusts - Level 1	2014	-	-	-	-	-	-	-	-	-	1	-	1	0			2
		2015	-	1	-	-	-	-	-	-	-	-	-	-	1	0.0%	↔	1
	Probates/Wills and Trusts - Level 2	2014	-	1	-	1	2	2	1	3	2	1	-	2	1			15
		2015	-	-	2	-	-	-	-	-	-	-	-	-	2	100.0%	▲	2
	Protective Orders	2014	-	2	-	-	-	-	-	-	-	-	-	-	2			2
	Uncontested Divorce	2014	5	11	14	7	10	6	12	10	16	12	20	8	30			131
		2015	11	18	13	-	-	-	-	-	-	-	-	-	42	40.0%	▲	42
Criminal	Misdemeanor	2014	33	6	38	8	49	21	34	18	41	13	42	22	77			325
		2015	50	10	31	-	-	-	-	-	-	-	-	-	91	18.2%	▲	91
	Non-Capital Felonies and Related Matters	2014	56	8	109	9	242	10	80	17	84	12	176	15	173			818
		2015	115	15	77	-	-	-	-	-	-	-	-	-	207	19.7%	▲	207
	Other Criminally Related Matters	2014	3	1	2	-	-	1	1	6	4	-	7	8	6			33
		2015	5	2	3	-	-	-	-	-	-	-	-	-	10	66.7%	▲	10
Other	Miscellaneous	2014	74	64	73	63	37	31	51	45	44	65	40	54	211			641
		2015	77	69	123	-	-	-	-	-	-	-	-	-	269	27.5%	▲	269
	Other	2014	8	7	8	9	10	26	12	13	7	13	2	3	23			118
		2015	1	7	1	-	-	-	-	-	-	-	-	-	9	-60.9%	▼	9

Court: Lunenburg Circuit

Start/End Date: Jan-14 / Mar-15

2014 Average Month: 65

Jan-Mar 2014: 138

Filings Trending: Upward ▲

Circuit/Court ID: 10 210111

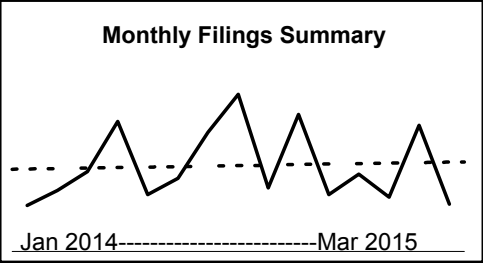
Type of Case: Filings

2015 Average Month:56

Jan-Mar 2015 : 168

Overall AVG. Month: 63

Monthly Filings Summary



January --- March Filings

138

2014

168

2015

	Jan	Feb	Mar	Apr	May	Jun	Jul	Aug	Sep	Oct	Nov	Dec	Thru Mar	% Change	Trending	Total
2014	34	45	59	96	42	54	88	116	47	101	42	57	138			781
2015	40	93	35	-	-	-	-	-	-	-	-	-	168	21.7%	▲	168

			Jan	Feb	Mar	Apr	May	Jun	Jul	Aug	Sep	Oct	Nov	Dec	Thru Mar	% Change	Trending	Total
Civil	Contested Divorce	2014	-	-	4	3	-	-	-	4	-	1	-	1	4			13
		2015	-	4	1	-	-	-	-	-	-	-	-	-	5	25.0%	▲	5
	Domestic and Family - Lev	2014	-	3	-	-	-	-	-	-	-	-	-	-	3			3
	Domestic and Family - Level 2	2014	-	-	4	5	-	-	3	1	-	2	1	3	4			19
		2015	-	2	-	-	-	-	-	-	-	-	-	-	2	-50.0%	▼	2
	General Civil - Level 1	2014	-	-	-	-	-	-	1	-	-	-	-	1	0			2
	General Civil - Level 2	2014	1	2	1	2	2	1	10	1	2	-	3	5	4	0.0%	↔	30
		2015	-	1	1	-	-	-	-	-	-	-	-	-	2	-50.0%	▼	2
	General Civil - Level 3	2014	-	3	1	2	2	1	6	-	-	-	1	3	4			19
		2015	1	-	1	-	-	-	-	-	-	-	-	-	2	-50.0%	▼	2
Criminal	Uncontested Divorce	2014	-	-	3	4	3	5	3	1	1	6	-	3	3			29
		2015	1	2	1	-	-	-	-	-	-	-	-	-	4	33.3%	▲	4
	Misdemeanor	2014	1	2	2	1	5	3	2	7	2	5	3	2	5			35
		2015	-	1	2	-	-	-	-	-	-	-	-	-	3	-40.0%	▼	3
	Non-Capital Felonies and Related Matters	2014	14	9	16	57	17	34	46	80	16	50	9	12	39			360
		2015	10	61	12	-	-	-	-	-	-	-	-	-	83	112.8%	▲	83
	Other Criminally Related M	2014	-	-	1	-	-	-	2	1	12	-	-	1	1			17
	Miscellaneous	2014	18	26	27	22	13	10	15	21	14	37	25	26	71			254
		2015	28	22	17	-	-	-	-	-	-	-	-	-	67	-5.6%	▼	67

Court: Mecklenburg Circuit

Start/End Date: Jan-14 / Mar-15

2014 Average Month: 210

Jan-Mar 2014: 766

Filings Trending: Downward ▼

Circuit/Court ID: 10 210117

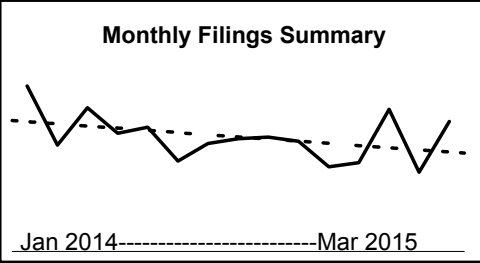
Type of Case: Filings

2015 Average Month: 216

Jan-Mar 2015 : 648

Overall AVG. Month: 211

Monthly Filings Summary



January --- March Filings

766

2014

648

2015

			Jan	Feb	Mar	Apr	May	Jun	Jul	Aug	Sep	Oct	Nov	Dec	Thru Mar	% Change	Trending	Total
2014			305	196	265	218	229	167	199	208	211	203	156	164	766			2,521
2015			262	146	240	-	-	-	-	-	-	-	-	-	648	-15.4%	▼	648

			Jan	Feb	Mar	Apr	May	Jun	Jul	Aug	Sep	Oct	Nov	Dec	Thru Mar	% Change	Trending	Total
Civil	Administrative Law	2014	-	-	-	1	-	-	-	-	-	-	-	-	0			1
	Contested Divorce	2014	-	8	2	5	3	3	2	2	2	3	4	2	10	0.0%	↔	36
		2015	6	2	6	-	-	-	-	-	-	-	-	-	14	40.0%	▲	14
	Domestic and Family - Level 1	2014	3	5	2	6	2	1	1	7	5	4	-	5	10			41
		2015	3	4	2	-	-	-	-	-	-	-	-	-	9	-10.0%	▼	9
	Domestic and Family - Lev	2014	-	-	-	-	1	-	1	1	-	-	2	1	0			6
	General Civil - Level 1	2014	-	1	2	-	1	1	-	-	-	-	-	-	3	0.0%	↔	5
		2015	-	-	1	-	-	-	-	-	-	-	-	-	1	-66.7%	▼	1
	General Civil - Level 2	2014	4	3	1	4	-	6	5	1	4	2	2	7	8			39
		2015	1	1	3	-	-	-	-	-	-	-	-	-	5	-37.5%	▼	5
	General Civil - Level 3	2014	5	3	1	2	-	1	1	2	33	7	1	4	9			60
		2015	-	2	3	-	-	-	-	-	-	-	-	-	5	-44.4%	▼	5
	Probates/Wills and Trusts	2014	-	-	-	-	-	-	-	-	1	-	-	-	0			1
	Probates/Wills and Trusts - Level 2	2014	-	-	3	1	-	1	-	1	-	1	2	1	3	0.0%	↔	10
		2015	1	-	2	-	-	-	-	-	-	-	-	-	3	0.0%	↔	3
Criminal	Uncontested Divorce	2014	7	5	16	10	11	13	10	9	6	5	8	8	28			108
		2015	8	15	11	-	-	-	-	-	-	-	-	-	34	21.4%	▲	34
	Capital Murder	2014	-	-	-	-	-	-	-	-	-	-	-	1	0			1
	Misdemeanor	2014	24	10	34	19	15	16	11	37	21	22	17	17	68	0.0%	↔	243
Other		2015	18	6	29	-	-	-	-	-	-	-	-	-	53	-22.1%	▼	53
	Non-Capital Felonies and Related Matters	2014	199	110	154	118	149	84	124	107	88	102	71	73	463			1,379
		2015	153	57	118	-	-	-	-	-	-	-	-	-	328	-29.2%	▼	328
	Other Criminally Related Matters	2014	7	-	-	2	3	2	7	1	3	2	4	4	7			35
		2015	4	1	2	-	-	-	-	-	-	-	-	-	7	0.0%	↔	7
	Miscellaneous	2014	54	49	46	47	42	34	33	37	48	48	43	41	149			522
		2015	66	56	61	-	-	-	-	-	-	-	-	-	183	22.8%	▲	183
	Other	2014	2	2	4	3	2	5	4	3	-	7	2	-	8			34
		2015	2	2	2	-	-	-	-	-	-	-	-	-	6	-25.0%	▼	6

Court: Prince Edward Circuit

Start/End Date: Jan-14 / Mar-15

2014 Average Month: 149

Jan-Mar 2014: 443

Filings Trending: Downward ▼

Circuit/Court ID: 10 210147

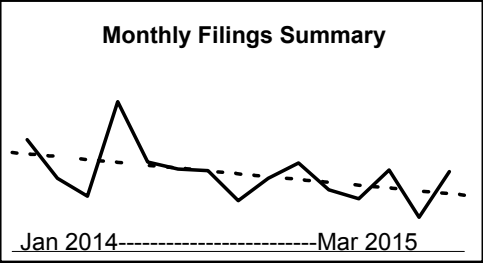
Type of Case: Filings

2015 Average Month:120

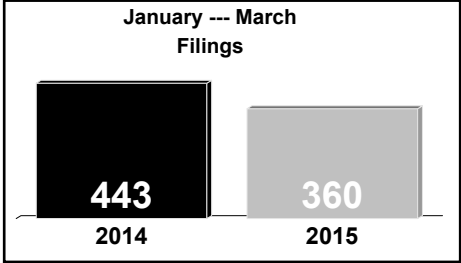
Jan-Mar 2015 : 360

Overall AVG. Month: 143

Monthly Filings Summary



January --- March Filings



			Jan	Feb	Mar	Apr	May	Jun	Jul	Aug	Sep	Oct	Nov	Dec	Thru Mar	% Change	Trending	Total
2014			206	135	102	276	165	152	149	94	135	163	114	97	443			1,788
2015			150	63	147	-	-	-	-	-	-	-	-	-	360	-18.7%	▼	360

			Jan	Feb	Mar	Apr	May	Jun	Jul	Aug	Sep	Oct	Nov	Dec	Thru Mar	% Change	Trending	Total
Civil	Administrative Law	2015	-	-	1	-	-	-	-	-	-	-	-	-	1			1
	Contested Divorce	2014	5	6	-	1	2	-	4	2	-	1	-	2	11			23
		2015	4	2	1	-	-	-	-	-	-	-	-	-	7	-36.4%	▼	7
	Domestic and Family - Lev	2014	-	4	-	-	1	3	2	3	1	-	7	3	4			24
	Domestic and Family - Lev	2014	1	1	-	-	-	-	-	-	-	1	-	-	2			3
	General Civil - Level 1	2014	1	-	-	-	-	-	-	-	-	-	1	1	1			3
	General Civil - Level 2	2014	2	2	1	3	3	5	3	1	3	3	4	2	5			32
		2015	2	2	2	-	-	-	-	-	-	-	-	-	6	20.0%	▲	6
	General Civil - Level 3	2014	2	5	-	1	1	3	2	1	-	2	-	-	7			17
		2015	-	2	1	-	-	-	-	-	-	-	-	-	3	-57.1%	▼	3
	Probates/Wills and Trusts - Level 2	2014	2	-	1	-	2	1	1	-	1	3	-	-	3			11
		2015	-	-	2	-	-	-	-	-	-	-	-	-	2	-33.3%	▼	2
	Protective Orders	2014	-	1	-	-	-	-	-	-	-	-	-	-	1			1
	Uncontested Divorce	2014	6	2	6	6	2	4	4	2	3	2	6	3	14			46
Criminal		2015	4	1	8	-	-	-	-	-	-	-	-	-	13	-7.1%	▼	13
	Misdemeanor	2014	10	4	8	95	34	28	13	15	14	26	13	14	22			274
		2015	26	4	23	-	-	-	-	-	-	-	-	-	53	140.9%	▲	53
	Non-Capital Felonies and Related Matters	2014	134	75	53	142	89	83	93	43	83	91	53	26	262			965
		2015	69	30	65	-	-	-	-	-	-	-	-	-	164	-37.4%	▼	164
Other	Other Criminally Related Matters	2014	3	-	2	3	2	2	1	1	2	-	2	1	5			19
		2015	2	-	2	-	-	-	-	-	-	-	-	-	4	-20.0%	▼	4
	Miscellaneous	2014	40	34	31	24	29	23	25	26	28	34	28	45	105			367
			43	22	42	-	-	-	-	-	-	-	-	-	107	1.9%	▲	107
Other			2014	-	1	-	1	-	1	-	-	-	-	-	1			3

Court: Amelia Circuit

Start/End Date: Jan-14 / Mar-15

2014 Average Month: 64

Jan-Mar 2014: 216

Filings Trending: Downward ▼

Circuit/Court ID: 11 211007

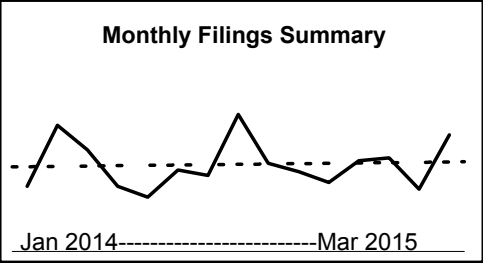
Type of Case: Filings

2015 Average Month: 67

Jan-Mar 2015 : 201

Overall AVG. Month: 64

Monthly Filings Summary



January --- March Filings

216

2014

201

2015

	Jan	Feb	Mar	Apr	May	Jun	Jul	Aug	Sep	Oct	Nov	Dec	Thru Mar	% Change	Trending	Total
2014	48	93	75	48	40	60	56	101	65	59	51	67	216			763
2015	69	46	86	-	-	-	-	-	-	-	-	-	201	-6.9%	▼	201

			Jan	Feb	Mar	Apr	May	Jun	Jul	Aug	Sep	Oct	Nov	Dec	Thru Mar	% Change	Trending	Total
Civil	Contested Divorce	2014	1	2	3	3	-	2	2	1	1	4	-	-	6			19
		2015	1	2	2	-	-	-	-	-	-	-	-	-	5	-16.7%	▼	5
	Domestic and Family - Level 1	2014	-	-	-	-	-	2	3	-	5	2	1	-	0			13
		2015	1	2	5	-	-	-	-	-	-	-	-	-	8	0.0%	↔	8
	Domestic and Family - Level 2	2014	-	-	-	-	-	-	-	-	-	-	1	-	0			1
		2015	1	1	1	-	-	-	-	-	-	-	-	-	3	0.0%	↔	3
	General Civil - Level 2	2014	-	4	-	3	-	2	1	3	4	1	1	1	4			20
		2015	3	1	2	-	-	-	-	-	-	-	-	-	6	50.0%	▲	6
	General Civil - Level 3	2014	1	2	1	4	1	1	13	2	3	1	-	1	4			30
		2015	1	1	-	-	-	-	-	-	-	-	-	-	2	-50.0%	▼	2
Criminal	Probates/Wills and Trusts - Level 2	2014	-	-	-	-	-	-	-	2	-	-	-	-	0			2
		2015	-	-	1	-	-	-	-	-	-	-	-	-	1	0.0%	↔	1
	Uncontested Divorce	2014	2	4	4	3	1	3	2	1	3	4	2	1	10			30
		2015	-	2	2	-	-	-	-	-	-	-	-	-	4	-60.0%	▼	4
	Misdemeanor	2014	6	1	10	3	5	5	-	3	12	3	4	2	17			54
		2015	8	2	2	-	-	-	-	-	-	-	-	-	12	-29.4%	▼	12
	Non-Capital Felonies and Related Matters	2014	10	41	5	8	5	23	5	53	11	14	11	29	56			215
		2015	3	10	36	-	-	-	-	-	-	-	-	-	49	-12.5%	▼	49
	Other Criminally Related Matters	2014	1	4	3	1	2	-	2	2	2	3	1	1	8			22
		2015	1	-	3	-	-	-	-	-	-	-	-	-	4	-50.0%	▼	4
Other	Miscellaneous	2014	26	35	49	23	24	21	28	33	24	26	30	29	110			348
		2015	48	23	32	-	-	-	-	-	-	-	-	-	103	-6.4%	▼	103
	Other	2014	1	-	-	-	2	1	-	1	-	1	-	3	1			9
		2015	2	2	-	-	-	-	-	-	-	-	-	-	4	300.0%	▲	4

Court: Dinwiddie Circuit

Start/End Date: Jan-14 / Mar-15

2014 Average Month: 141

Jan-Mar 2014: 469

Filings Trending: Downward ▼

Circuit/Court ID: 11 211053

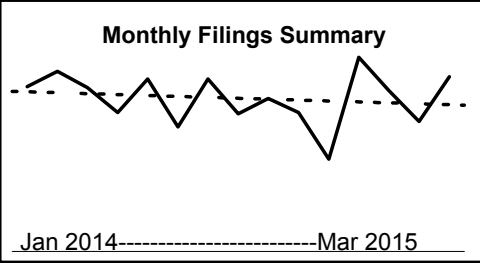
Type of Case: Filings

2015 Average Month:143

Jan-Mar 2015 : 429

Overall AVG. Month: 141

Monthly Filings Summary



January --- March Filings

469

2014

429

2015

	Jan	Feb	Mar	Apr	May	Jun	Jul	Aug	Sep	Oct	Nov	Dec	Thru Mar	% Change	Trending	Total
2014	152	166	151	128	159	115	159	127	141	128	85	179	469			1,690
2015	148	120	161	-	-	-	-	-	-	-	-	-	429	-8.5%	▼	429

			Jan	Feb	Mar	Apr	May	Jun	Jul	Aug	Sep	Oct	Nov	Dec	Thru Mar	% Change	Trending	Total
Civil	Administrative Law	2014	-	-	-	-	-	1	-	-	-	-	-	-	0			1
		2015	1	-	-	-	-	-	-	-	-	-	-	-	1	0.0%	↔	1
	Contested Divorce	2014	-	2	5	3	7	3	5	2	2	1	1	4	7			35
		2015	2	2	2	-	-	-	-	-	-	-	-	-	6	-14.3%	▼	6
	Domestic and Family - Level 1	2014	4	2	4	3	6	5	8	4	4	7	3	1	10			51
		2015	-	2	7	-	-	-	-	-	-	-	-	-	9	-10.0%	▼	9
	Domestic and Family - Level 2	2014	6	4	-	2	1	2	2	-	1	3	-	-	10			21
		2015	2	1	4	-	-	-	-	-	-	-	-	-	7	-30.0%	▼	7
	General Civil - Level 2	2014	6	1	3	10	9	3	1	2	2	3	4	4	10			48
		2015	2	-	6	-	-	-	-	-	-	-	-	-	8	-20.0%	▼	8
	General Civil - Level 3	2014	3	2	5	3	4	1	3	7	5	3	2	35	10			73
		2015	7	5	5	-	-	-	-	-	-	-	-	-	17	70.0%	▲	17
	Probates/Wills and Trusts	2014	-	-	-	-	-	-	1	-	-	-	-	1	0			2
	Probates/Wills and Trusts - Level 2	2014	1	2	2	1	-	1	2	-	-	1	1	-	5	0.0%	↔	11
		2015	1	-	-	-	-	-	-	-	-	-	-	-	1	-80.0%	▼	1
Criminal	Uncontested Divorce	2014	3	10	8	7	8	5	9	6	4	4	7	6	21			77
		2015	10	3	3	-	-	-	-	-	-	-	-	-	16	-23.8%	▼	16
	Capital Murder	2015	-	1	-	-	-	-	-	-	-	-	-	-	1			1
		2014	16	19	20	11	20	25	20	10	24	12	16	18	55			211
	Misdemeanor	2015	25	10	16	-	-	-	-	-	-	-	-	-	51	-7.3%	▼	51
		2014	43	47	38	29	59	28	66	43	37	46	15	39	128			490
	Non-Capital Felonies and Related Matters	2015	35	30	51	-	-	-	-	-	-	-	-	-	116	-9.4%	▼	116
		2014	7	8	2	11	8	9	3	7	8	-	5	5	17			73
	Other Criminally Related Matters	2015	5	4	4	-	-	-	-	-	-	-	-	-	13	-23.5%	▼	13
		2014	63	69	64	48	35	32	39	44	54	48	31	65	196			592
	Miscellaneous	2015	57	61	63	-	-	-	-	-	-	-	-	-	181	-7.7%	▼	181
		2014	-	-	-	-	2	-	-	2	-	-	-	1	0			5
	Other	2015	1	1	-	-	-	-	-	-	-	-	-	-	2	0.0%	↔	2

Court: Nottoway Circuit

Start/End Date: Jan-14 / Mar-15

2014 Average Month: 72

Jan-Mar 2014: 252

Filings Trending: Downward ▼

Circuit/Court ID: 11 211135

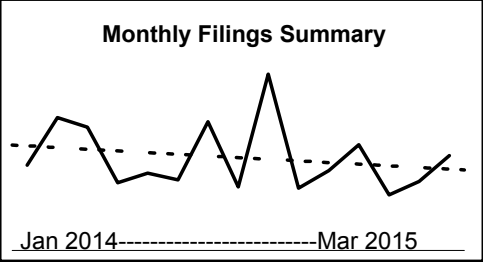
Type of Case: Filings

2015 Average Month: 54

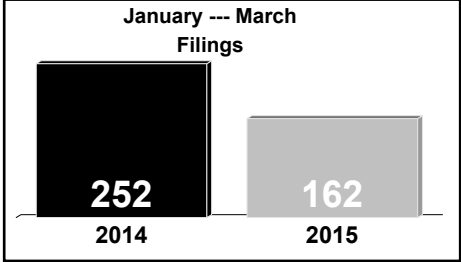
Jan-Mar 2015 : 162

Overall AVG. Month: 69

Monthly Filings Summary



January --- March Filings



	Jan	Feb	Mar	Apr	May	Jun	Jul	Aug	Sep	Oct	Nov	Dec	Thru Mar	% Change	Trending	Total
2014	63	98	91	50	57	52	95	47	130	46	59	78	252			866
2015	41	51	70	-	-	-	-	-	-	-	-	-	162	-35.7%	▼	162

			Jan	Feb	Mar	Apr	May	Jun	Jul	Aug	Sep	Oct	Nov	Dec	Thru Mar	% Change	Trending	Total
Civil	Administrative Law	2014	-	-	-	-	-	-	-	-	-	1	-	-	0			1
	Contested Divorce	2014	2	-	2	1	-	2	-	1	-	1	1	-	4	0.0%	↔	10
		2015	2	3	2	-	-	-	-	-	-	-	-	-	7	75.0%	▲	7
	Domestic and Family - Level 1	2014	1	2	1	1	-	1	2	1	1	-	-	2	4			12
		2015	1	2	-	-	-	-	-	-	-	-	-	-	3	-25.0%	▼	3
	Domestic and Family - Level 2	2014	-	-	-	-	1	-	-	-	1	-	4	-	0			6
		2015	-	1	-	-	-	-	-	-	-	-	-	-	1	0.0%	↔	1
	General Civil - Level 1	2014	-	-	2	-	-	-	-	-	-	-	-	-	2			2
	General Civil - Level 2	2014	2	3	6	-	2	7	-	-	3	2	2	3	11			30
		2015	2	2	-	-	-	-	-	-	-	-	-	-	4	-63.6%	▼	4
	General Civil - Level 3	2014	3	-	3	-	3	12	7	5	3	1	1	1	6			39
		2015	2	2	4	-	-	-	-	-	-	-	-	-	8	33.3%	▲	8
	Probates/Wills and Trusts	2014	-	-	-	1	-	-	-	1	-	-	-	-	0			2
Criminal	Uncontested Divorce	2014	3	3	2	3	7	-	4	2	4	2	1	2	8	0.0%	↔	33
		2015	2	2	5	-	-	-	-	-	-	-	-	-	9	12.5%	▲	9
	Misdemeanor	2014	4	9	18	5	11	8	11	5	8	3	9	5	31			96
		2015	2	4	3	-	-	-	-	-	-	-	-	-	9	-71.0%	▼	9
	Non-Capital Felonies and Related Matters	2014	24	31	15	10	21	9	44	8	87	6	21	53	70			329
Other		2015	7	15	9	-	-	-	-	-	-	-	-	-	31	-55.7%	▼	31
	Other Criminally Related Matters	2014	-	6	2	2	-	2	1	2	2	2	4	-	8			23
		2015	-	5	1	-	-	-	-	-	-	-	-	-	6	-25.0%	▼	6
	Miscellaneous	2014	22	44	39	26	11	11	24	21	19	25	16	11	105			269
		2015	23	14	45	-	-	-	-	-	-	-	-	-	82	-21.9%	▼	82
	Other	2014	2	-	1	1	1	-	2	1	2	3	-	1	3			14
		2015	-	1	1	-	-	-	-	-	-	-	-	-	2	-33.3%	▼	2

Court: Powhatan Circuit

Start/End Date: Jan-14 / Mar-15

2014 Average Month: 118

Jan-Mar 2014: 408

Filings Trending: Downward ▼

Circuit/Court ID: 11 211145

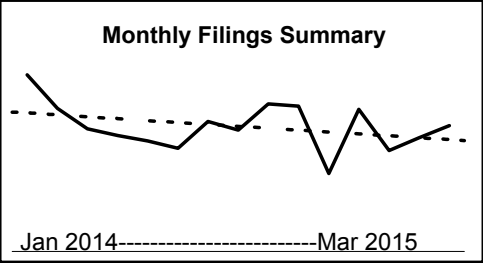
Type of Case: Filings

2015 Average Month:105

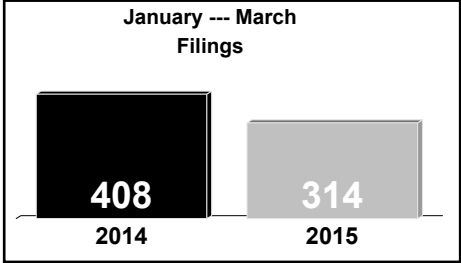
Jan-Mar 2015 : 314

Overall AVG. Month: 115

Monthly Filings Summary



January --- March Filings



			Jan	Feb	Mar	Apr	May	Jun	Jul	Aug	Sep	Oct	Nov	Dec	Thru Mar	% Change	Trending	Total
2014			163	132	113	107	102	95	120	112	136	134	72	131	408			1,417
2015			93	105	116	-	-	-	-	-	-	-	-	-	314	-23.0%	▼	314

			Jan	Feb	Mar	Apr	May	Jun	Jul	Aug	Sep	Oct	Nov	Dec	Thru Mar	% Change	Trending	Total
Civil	Administrative Law	2014	1	-	-	-	-	-	-	-	-	-	1	-	1			2
	Contested Divorce	2014	7	5	5	6	6	3	7	8	4	1	2	1	17			55
		2015	1	6	3	-	-	-	-	-	-	-	-	-	10	-41.2%	▼	10
	Domestic and Family - Lev	2014	-	-	-	-	1	-	1	-	-	1	1	-	0			4
	Domestic and Family - Level 2	2014	-	-	-	2	-	-	-	2	1	-	2	-	0	0.0%	↔	7
		2015	1	-	-	-	-	-	-	-	-	-	-	-	1	0.0%	↔	1
	General Civil - Level 1	2014	-	-	1	-	-	-	-	-	1	-	1	-	1			3
		2015	-	-	2	-	-	-	-	-	-	-	-	-	2	100.0%	▲	2
	General Civil - Level 2	2014	-	2	5	5	5	1	7	4	4	4	3	5	7			45
		2015	6	8	11	-	-	-	-	-	-	-	-	-	25	257.1%	▲	25
	General Civil - Level 3	2014	2	1	3	1	8	2	1	-	6	-	1	1	6			26
		2015	2	1	2	-	-	-	-	-	-	-	-	-	5	-16.7%	▼	5
Criminal	Probates/Wills and Trusts	2014	-	1	-	2	-	-	-	1	-	-	2	-	1			6
	Uncontested Divorce	2014	11	9	6	4	3	7	3	4	7	6	1	4	26			65
		2015	2	3	6	-	-	-	-	-	-	-	-	-	11	-57.7%	▼	11
	Misdemeanor	2014	5	2	3	5	7	5	6	3	12	5	2	7	10			62
Criminal		2015	2	11	5	-	-	-	-	-	-	-	-	-	18	80.0%	▲	18
	Non-Capital Felonies and Related Matters	2014	14	17	7	15	17	27	16	20	35	41	5	47	38			261
		2015	13	14	15	-	-	-	-	-	-	-	-	-	42	10.5%	▲	42
	Other Criminally Related Matters	2014	4	2	1	-	3	-	1	3	10	1	3	1	7			29
Other		2015	1	2	3	-	-	-	-	-	-	-	-	-	6	-14.3%	▼	6
	Miscellaneous	2014	119	93	82	67	51	50	76	67	56	75	48	65	294			849
		2015	65	60	69	-	-	-	-	-	-	-	-	-	194	-34.0%	▼	194
Other			2014	-	-	-	1	-	2	-	-	-	-	-	0			3

Court: Petersburg Circuit

Start/End Date: Jan-14 / Mar-15

2014 Average Month: 202

Jan-Mar 2014: 582

Filings Trending: Downward ▼

Circuit/Court ID: 11 211730

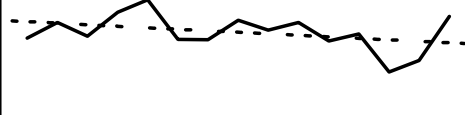
Type of Case: Filings

2015 Average Month:162

Jan-Mar 2015 : 486


Overall AVG. Month: 194

Monthly Filings Summary



Jan 2014-----Mar 2015

January --- March Filings



582 2014 486 2015

	Jan	Feb	Mar	Apr	May	Jun	Jul	Aug	Sep	Oct	Nov	Dec	Thru Mar	% Change	Trending	Total
2014	183	212	187	231	254	181	180	216	198	212	178	191	582			2,423
2015	121	142	223	-	-	-	-	-	-	-	-	-	486	-16.5%	▼	486

			Jan	Feb	Mar	Apr	May	Jun	Jul	Aug	Sep	Oct	Nov	Dec	Thru Mar	% Change	Trending	Total
Civil	Administrative Law	2014	-	-	-	-	-	1	-	1	2	-	-	1	0			5
		2015	1	1	-	-	-	-	-	-	-	-	-	-	2	0.0%	↔	2
	Contested Divorce	2014	2	1	3	7	4	4	4	3	2	3	-	2	6			35
		2015	3	1	5	-	-	-	-	-	-	-	-	-	9	50.0%	▲	9
	Domestic and Family - Level 1	2014	3	3	4	3	2	5	4	1	7	12	2	6	10			52
		2015	1	2	5	-	-	-	-	-	-	-	-	-	8	-20.0%	▼	8
	Domestic and Family - Level 2	2014	4	2	-	2	2	1	-	-	-	5	2	-	6			18
		2015	-	-	1	-	-	-	-	-	-	-	-	-	1	-83.3%	▼	1
	General Civil - Level 1	2014	2	-	-	-	2	1	1	1	-	-	-	-	2			7
		2015	11	8	10	12	9	6	8	9	10	8	13	12	29			116
	General Civil - Level 2	2014	6	5	11	-	-	-	-	-	-	-	-	-	22	-24.1%	▼	22
		2015	3	12	7	7	8	7	5	6	3	14	4	6	22	0.0%	↔	82
	General Civil - Level 3	2014	5	6	11	-	-	-	-	-	-	-	-	-	22			22
		2015	-	-	1	-	-	-	-	-	-	-	-	-	1			1
	Probates/Wills and Trusts - Level 2	2014	2	2	2	-	2	1	3	-	2	1	-	1	6			16
		2015	1	1	1	-	-	-	-	-	-	-	-	-	3	-50.0%	▼	3
Criminal	Uncontested Divorce	2014	4	8	6	7	9	4	5	4	8	11	6	9	18			81
		2015	3	5	11	-	-	-	-	-	-	-	-	-	19	5.6%	▲	19
	Capital Murder	2014	-	-	-	2	-	-	-	-	-	-	-	1	0			3
		2015	27	22	13	18	48	37	14	29	31	18	21	35	62	0.0%	↔	313
	Misdemeanor	2014	11	25	18	-	-	-	-	-	-	-	-	-	54	-12.9%	▼	54
		2015	72	96	99	114	118	71	79	100	58	74	81	82	267			1,044
	Non-Capital Felonies and Related Matters	2014	36	58	107	-	-	-	-	-	-	-	-	-	201	-24.7%	▼	201
		2015	14	8	2	19	17	7	11	15	27	28	29	11	24			188
	Other Criminally Related Matters	2014	20	7	23	-	-	-	-	-	-	-	-	-	50	108.3%	▲	50
		2015	39	50	41	40	33	36	46	47	48	38	20	25	130			463
Oth	Miscellaneous	2014	34	31	29	-	-	-	-	-	-	-	-	-	94	-27.7%	▼	94

Court: Chesterfield Circuit

Start/End Date: Jan-14 / Mar-15

2014 Average Month: 1,219

Jan-Mar 2014: 3,993

Filings Trending: Steady ↔

Circuit/Court ID: 12 212041

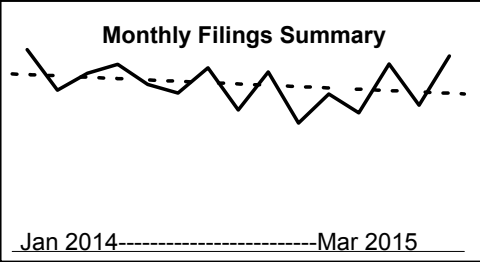
Type of Case: Filings

2015 Average Month: 1,302

Jan-Mar 2015 : 3,905

Overall AVG. Month: 1,236

Monthly Filings Summary



January --- March Filings

3,993

2014

3,905

2015

			Jan	Feb	Mar	Apr	May	Jun	Jul	Aug	Sep	Oct	Nov	Dec	Thru Mar	% Change	Trending	Total
2014			1,489	1,190	1,314	1,381	1,233	1,169	1,355	1,044	1,324	947	1,161	1,023	3,993			14,630
2015			1,383	1,080	1,442	-	-	-	-	-	-	-	-	-	3,905	-2.2%	▼	3,905

			Jan	Feb	Mar	Apr	May	Jun	Jul	Aug	Sep	Oct	Nov	Dec	Thru Mar	% Change	Trending	Total
Civil	Administrative Law	2014	1	-	3	1	1	-	2	4	1	-	1	-	4			14
		2015	2	4	-	-	-	-	-	-	-	-	-	-	6	50.0%	▲	6
	Contested Divorce	2014	24	35	34	42	31	37	33	29	27	40	30	25	93			387
		2015	28	29	32	-	-	-	-	-	-	-	-	-	89	-4.3%	▼	89
	Domestic and Family - Level 1	2014	29	25	30	38	23	36	34	39	30	43	18	31	84			376
		2015	21	14	33	-	-	-	-	-	-	-	-	-	68	-19.0%	▼	68
	Domestic and Family - Level 2	2014	8	9	11	10	5	5	5	7	7	6	4	15	28			92
		2015	6	6	11	-	-	-	-	-	-	-	-	-	23	-17.9%	▼	23
	General Civil - Level 1	2014	-	-	-	-	-	1	1	1	1	-	2	1	0			7
		2015	1	4	2	-	-	-	-	-	-	-	-	-	7	0.0%	↔	7
	General Civil - Level 2	2014	63	45	53	61	69	54	58	47	53	63	42	48	161			656
		2015	37	49	44	-	-	-	-	-	-	-	-	-	130	-19.3%	▼	130
	General Civil - Level 3	2014	33	20	13	16	14	33	37	17	19	21	17	14	66			254
		2015	9	21	23	-	-	-	-	-	-	-	-	-	53	-19.7%	▼	53
	Probates/Wills and Trusts - Level 1	2014	2	1	3	2	-	-	3	-	-	1	2	1	6			15
		2015	1	-	1	-	-	-	-	-	-	-	-	-	2	-66.7%	▼	2
	Probates/Wills and Trusts - Level 2	2014	9	9	12	5	11	2	5	5	3	7	6	2	30			76
		2015	6	11	8	-	-	-	-	-	-	-	-	-	25	-16.7%	▼	25
	Protective Orders	2014	-	-	-	-	-	2	2	2	4	-	-	-	0			10
		2015	-	1	1	-	-	-	-	-	-	-	-	-	2	0.0%	↔	2
	Uncontested Divorce	2014	73	97	90	97	80	71	69	71	61	69	61	76	260			915
		2015	68	52	85	-	-	-	-	-	-	-	-	-	205	-21.2%	▼	205
Criminal	Capital Murder	2014	-	-	-	1	-	-	-	-	-	-	-	-	0			1
	Misdemeanor	2014	223	127	173	152	106	126	203	150	205	113	179	133	523	0.0%	↔	1,890
		2015	180	121	160	-	-	-	-	-	-	-	-	-	461	-11.9%	▼	461
	Non-Capital Felonies and Related Matters	2014	354	296	351	330	355	341	420	275	362	311	306	311	1,001			4,012
		2015	382	302	303	-	-	-	-	-	-	-	-	-	987	-1.4%	▼	987
	Other Criminally Related Matters	2014	40	37	46	35	36	34	61	35	42	40	54	30	123			490
		2015	44	29	40	-	-	-	-	-	-	-	-	-	113	-8.1%	▼	113
Other	Miscellaneous	2014	584	458	460	562	463	384	386	326	470	199	410	307	1,502			5,009
		2015	581	409	674	-	-	-	-	-	-	-	-	-	1,664	10.8%	▲	1,664
	Other	2014	46	31	35	29	39	43	36	36	39	34	29	29	112			426
		2015	17	28	25	-	-	-	-	-	-	-	-	-	70	-37.5%	▼	70

Court: Colonial Heights Circuit

Start/End Date: Jan-14 / Mar-15

2014 Average Month: 159

Jan-Mar 2014: 504

Filings Trending: Downward ▼

Circuit/Court ID: 12 212570


Type of Case: Filings

2015 Average Month:152

Jan-Mar 2015 : 456


Overall AVG. Month: 158

Monthly Filings Summary



Jan 2014-----Mar 2015

January --- March Filings



504 2014 456 2015

	Jan	Feb	Mar	Apr	May	Jun	Jul	Aug	Sep	Oct	Nov	Dec	Thru Mar	% Change	Trending	Total
2014	164	161	179	142	227	113	140	155	119	178	166	165	504			1,909
2015	145	182	129	-	-	-	-	-	-	-	-	-	456	-9.5%	▼	456

			Jan	Feb	Mar	Apr	May	Jun	Jul	Aug	Sep	Oct	Nov	Dec	Thru Mar	% Change	Trending	Total
Civil	Administrative Law	2014	-	-	-	1	1	-	-	-	-	1	1	-	0			4
		2015	-	1	-	-	-	-	-	-	-	-	-	-	1	0.0%	↔	1
	Contested Divorce	2014	2	6	6	5	1	1	5	2	3	1	2	1	14			35
		2015	1	2	3	-	-	-	-	-	-	-	-	-	6	-57.1%	▼	6
	Domestic and Family - Level 1	2014	1	2	1	2	2	1	-	1	1	3	1	1	4			16
		2015	2	-	2	-	-	-	-	-	-	-	-	-	4	0.0%	↔	4
	Domestic and Family - Lev	2014	2	1	-	1	1	-	-	-	-	-	1	-	3			6
		2015	-	1	-	-	-	-	-	-	-	-	-	-	1			1
	General Civil - Level 1	2014	-	1	-	-	-	-	-	-	-	-	-	-	1			1
		2015	-	-	1	-	-	-	-	-	-	-	-	-	1	0.0%	↔	1
	General Civil - Level 2	2014	1	4	3	-	5	1	5	1	3	4	4	4	8			35
		2015	2	3	4	-	-	-	-	-	-	-	-	-	9	12.5%	▲	9
	General Civil - Level 3	2014	1	-	2	1	-	2	2	-	2	3	-	2	3			15
		2015	-	-	1	-	-	-	-	-	-	-	-	-	1	-66.7%	▼	1
	Probates/Wills and Trusts	2014	1	-	-	-	-	-	-	1	-	1	-	-	1			3
		2015	-	-	1	2	-	-	-	-	-	1	-	-	1			4
Criminal	Capital Murder	2014	-	-	-	-	-	-	-	-	-	-	1	-	0			1
		2015	27	28	37	29	40	24	17	22	21	65	48	56	92	0.0%	↔	414
	Misdemeanor	2014	37	24	26	-	-	-	-	-	-	-	-	-	87	-5.4%	▼	87
		2015	69	66	64	43	119	42	61	81	45	50	57	52	199			749
	Non-Capital Felonies and Related Matters	2014	45	104	41	-	-	-	-	-	-	-	-	-	190	-4.5%	▼	190
		2015	5	2	12	13	11	5	5	10	7	8	17	14	19			109
Other	Miscellaneous	2014	40	36	36	30	28	24	34	28	17	28	20	25	112			346
		2015	34	33	34	-	-	-	-	-	-	-	-	-	101	-9.8%	▼	101
	Other	2014	8	9	9	9	9	7	6	4	15	8	10	7	26			101
		2015	15	5	10	-	-	-	-	-	-	-	-	-	30	15.4%	▲	30

Court: Richmond Circuit

Start/End Date: Jan-14 / Mar-15

2014 Average Month: 1,272

Jan-Mar 2014: 3,703

Filings Trending: Steady ↔

Circuit/Court ID: 13 213760

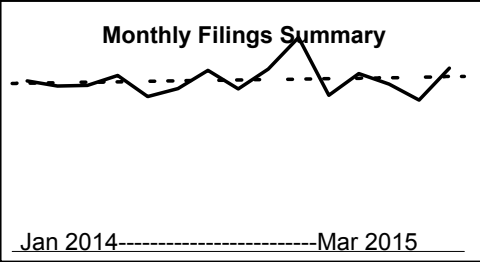
Type of Case: Filings

2015 Average Month: 1,234

Jan-Mar 2015 : 3,703

Overall AVG. Month: 1,265

Monthly Filings Summary



January --- March Filings

3,703

2014

3,703

2015

	Jan	Feb	Mar	Apr	May	Jun	Jul	Aug	Sep	Oct	Nov	Dec	Thru Mar	% Change	Trending	Total
2014	1,257	1,220	1,226	1,298	1,142	1,202	1,336	1,200	1,345	1,578	1,151	1,313	3,703			15,268
2015	1,234	1,117	1,352	-	-	-	-	-	-	-	-	-	3,703	0.0%	↔	3,703

			Jan	Feb	Mar	Apr	May	Jun	Jul	Aug	Sep	Oct	Nov	Dec	Thru Mar	% Change	Trending	Total
Civil	Administrative Law	2014	4	4	4	2	1	5	5	3	1	4	1	3	12			37
		2015	2	1	4	-	-	-	-	-	-	-	-	-	7	-41.7%	▼	7
	Contested Divorce	2014	15	19	25	22	16	11	14	17	17	11	17	7	59			191
		2015	11	24	25	-	-	-	-	-	-	-	-	-	60	1.7%	▲	60
	Domestic and Family - Level 1	2014	11	11	9	5	32	19	15	20	31	10	6	8	31			177
		2015	11	4	12	-	-	-	-	-	-	-	-	-	27	-12.9%	▼	27
	Domestic and Family - Level 2	2014	5	8	8	12	14	14	7	14	11	18	9	12	21			132
		2015	10	11	9	-	-	-	-	-	-	-	-	-	30	42.9%	▲	30
	General Civil - Level 1	2014	8	10	6	3	5	5	14	4	11	7	4	6	24			83
		2015	1	3	4	-	-	-	-	-	-	-	-	-	8	-66.7%	▼	8
	General Civil - Level 2	2014	124	104	89	92	101	109	103	104	111	121	85	115	317			1,258
		2015	93	78	92	-	-	-	-	-	-	-	-	-	263	-17.0%	▼	263
	General Civil - Level 3	2014	34	40	34	42	41	42	36	42	49	41	28	43	108			472
		2015	38	49	38	-	-	-	-	-	-	-	-	-	125	15.7%	▲	125
	Probates/Wills and Trusts - Level 1	2014	-	-	1	-	2	-	1	-	1	-	-	-	1			5
		2015	-	1	1	-	-	-	-	-	-	-	-	-	2	100.0%	▲	2
	Probates/Wills and Trusts - Level 2	2014	15	14	3	7	8	8	9	5	5	12	4	3	32			93
		2015	7	10	8	-	-	-	-	-	-	-	-	-	25	-21.9%	▼	25
Criminal	Uncontested Divorce	2014	27	54	51	35	47	28	39	38	26	42	46	26	132			459
		2015	30	41	40	-	-	-	-	-	-	-	-	-	111	-15.9%	▼	111
	Capital Murder	2014	1	-	-	-	-	3	-	1	-	-	2	2	1			9
		2015	-	4	2	-	-	-	-	-	-	-	-	-	6	500.0%	▲	6
	Misdemeanor	2014	101	113	94	120	124	121	103	111	137	145	87	114	308			1,370
		2015	124	89	100	-	-	-	-	-	-	-	-	-	313	1.6%	▲	313
	Non-Capital Felonies and Related Matters	2014	433	394	467	463	372	422	504	357	460	561	448	503	1,294			5,384
		2015	482	396	441	-	-	-	-	-	-	-	-	-	1,319	1.9%	▲	1,319
	Other Criminally Related Matters	2014	53	48	10	56	40	25	38	55	28	82	61	92	111			588
		2015	56	35	34	-	-	-	-	-	-	-	-	-	125	12.6%	▲	125
Other	Miscellaneous	2014	265	267	280	264	196	243	251	243	253	271	200	213	812			2,946
		2015	207	210	348	-	-	-	-	-	-	-	-	-	765	-5.8%	▼	765
	Other	2014	161	134	145	175	143	147	197	186	204	253	153	166	440			2,064
		2015	162	161	194	-	-	-	-	-	-	-	-	-	517	17.5%	▲	517

Court: Henrico Circuit

Start/End Date: Jan-14 / Mar-15

2014 Average Month: 1,003

Jan-Mar 2014: 3,087

Filings Trending: Downward ▼

Circuit/Court ID: 14 214087

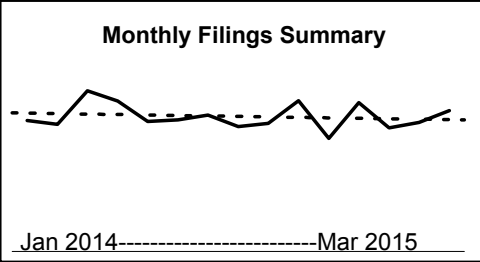
Type of Case: Filings

2015 Average Month:968

Jan-Mar 2015 : 2,903

Overall AVG. Month: 996

Monthly Filings Summary



January --- March Filings

3,087

2014

2,903

2015

	Jan	Feb	Mar	Apr	May	Jun	Jul	Aug	Sep	Oct	Nov	Dec	Thru Mar	% Change	Trending	Total
2014	966	937	1,184	1,109	960	971	1,006	921	944	1,113	833	1,097	3,087			12,041
2015	913	952	1,038	-	-	-	-	-	-	-	-	-	2,903	-6.0%	▼	2,903

			Jan	Feb	Mar	Apr	May	Jun	Jul	Aug	Sep	Oct	Nov	Dec	Thru Mar	% Change	Trending	Total
Civil	Administrative Law	2014	-	3	2	6	1	4	-	-	-	1	-	2	5			19
		2015	1	1	-	-	-	-	-	-	-	-	-	-	2	-60.0%	▼	2
	Contested Divorce	2014	27	23	29	36	30	19	27	22	34	22	21	29	79			319
		2015	27	23	26	-	-	-	-	-	-	-	-	-	76	-3.8%	▼	76
	Domestic and Family - Level 1	2014	22	19	22	8	20	16	6	33	7	26	14	18	63			211
		2015	11	7	11	-	-	-	-	-	-	-	-	-	29	-54.0%	▼	29
	Domestic and Family - Level 2	2014	11	10	14	13	9	10	13	7	9	11	10	9	35			126
		2015	4	7	8	-	-	-	-	-	-	-	-	-	19	-45.7%	▼	19
	General Civil - Level 1	2014	2	2	6	5	2	-	1	3	3	3	1	3	10			31
		2015	3	1	2	-	-	-	-	-	-	-	-	-	6	-40.0%	▼	6
	General Civil - Level 2	2014	36	48	61	99	86	66	58	48	58	67	53	59	145			739
		2015	37	52	42	-	-	-	-	-	-	-	-	-	131	-9.7%	▼	131
	General Civil - Level 3	2014	16	21	19	23	29	27	19	29	28	22	12	26	56			271
		2015	12	19	24	-	-	-	-	-	-	-	-	-	55	-1.8%	▼	55
	Probates/Wills and Trusts	2014	-	-	1	1	-	-	-	2	1	2	-	1	1			8
	Probates/Wills and Trusts - Level 2	2014	5	7	7	3	4	11	7	10	9	10	6	7	19			86
		2015	10	11	1	-	-	-	-	-	-	-	-	-	22	15.8%	▲	22
Criminal	Uncontested Divorce	2014	62	61	98	74	54	53	68	64	55	67	41	55	221			752
		2015	64	68	90	-	-	-	-	-	-	-	-	-	222	0.5%	▲	222
	Misdemeanor	2014	72	116	96	130	116	134	120	106	141	117	77	146	284			1,371
		2015	79	104	118	-	-	-	-	-	-	-	-	-	301	6.0%	▲	301
	Non-Capital Felonies and Related Matters	2014	297	194	393	290	287	282	294	227	251	358	289	364	884			3,526
		2015	307	252	271	-	-	-	-	-	-	-	-	-	830	-6.1%	▼	830
	Other Criminally Related Matters	2014	26	24	47	35	42	27	51	37	48	41	28	49	97			455
		2015	41	31	33	-	-	-	-	-	-	-	-	-	105	8.2%	▲	105
	Miscellaneous	2014	367	368	372	363	264	292	308	293	282	339	261	306	1,107			3,815
		2015	286	351	386	-	-	-	-	-	-	-	-	-	1,023	-7.6%	▼	1,023
Other	Other	2014	23	41	17	23	16	30	34	40	18	27	20	23	81			312
		2015	31	25	26	-	-	-	-	-	-	-	-	-	82	1.2%	▲	82

Court: Caroline Circuit

Start/End Date: Jan-14 / Mar-15

2014 Average Month: 161

Jan-Mar 2014: 588

Filings Trending: Upward ▲

Circuit/Court ID: 15 215033


Type of Case: Filings

2015 Average Month:201

Jan-Mar 2015 : 604


Overall AVG. Month: 169

Monthly Filings Summary



Jan 2014-----Mar 2015

January --- March Filings



588 2014 604 2015

			Jan	Feb	Mar	Apr	May	Jun	Jul	Aug	Sep	Oct	Nov	Dec	Thru Mar	% Change	Trending	Total
2014			195	134	259	174	151	177	144	110	142	157	138	148	588			1,929
2015			210	145	249	-	-	-	-	-	-	-	-	-	604	2.7%	▲	604

			Jan	Feb	Mar	Apr	May	Jun	Jul	Aug	Sep	Oct	Nov	Dec	Thru Mar	% Change	Trending	Total
Civil	Administrative Law	2014	-	-	-	-	-	-	-	-	1	-	-	2	0			3
		2015	-	-	1	-	-	-	-	-	-	-	-	-	1	0.0%	↔	1
	Contested Divorce	2014	2	2	2	2	1	3	2	2	2	2	1	1	6			22
		2015	1	2	2	-	-	-	-	-	-	-	-	-	5	-16.7%	▼	5
	Domestic and Family - Level 1	2014	2	4	2	7	5	4	7	3	1	1	1	1	8			38
		2015	1	1	6	-	-	-	-	-	-	-	-	-	8	0.0%	↔	8
	Domestic and Family - Level 2	2014	-	1	1	-	1	-	1	-	-	1	-	-	2			5
		2015	-	1	-	-	-	-	-	-	-	-	-	-	1	-50.0%	▼	1
	General Civil - Level 1	2014	-	-	3	-	-	-	-	-	-	-	-	-	3			3
		2015	1	-	-	-	-	-	-	-	-	-	-	-	1	-66.7%	▼	1
	General Civil - Level 2	2014	5	4	8	5	6	2	7	8	4	4	2	6	17			61
		2015	8	6	4	-	-	-	-	-	-	-	-	-	18	5.9%	▲	18
	General Civil - Level 3	2014	-	2	6	2	-	3	2	6	1	-	-	3	8			25
		2015	3	-	4	-	-	-	-	-	-	-	-	-	7	-12.5%	▼	7
	Probates/Wills and Trusts - Level 2	2014	1	-	1	2	-	1	1	5	2	3	1	3	2			20
		2015	2	1	3	-	-	-	-	-	-	-	-	-	6	200.0%	▲	6
Criminal	Uncontested Divorce	2014	2	4	9	4	2	3	6	2	1	6	-	5	15			44
		2015	2	5	3	-	-	-	-	-	-	-	-	-	10	-33.3%	▼	10
	Capital Murder	2015	1	-	-	-	-	-	-	-	-	-	-	-	1			1
	Misdemeanor	2014	24	4	32	20	16	18	17	13	10	22	14	15	60			205
		2015	25	18	19	-	-	-	-	-	-	-	-	-	62	3.3%	▲	62
	Non-Capital Felonies and Related Matters	2014	92	40	108	62	58	74	49	14	57	45	64	59	240			722
		2015	115	40	109	-	-	-	-	-	-	-	-	-	264	10.0%	▲	264
	Other Criminally Related Matters	2014	4	1	4	7	4	4	4	5	7	7	5	5	9			57
		2015	2	8	5	-	-	-	-	-	-	-	-	-	15	66.7%	▲	15
	Miscellaneous	2014	54	56	73	55	38	46	34	40	40	53	40	33	183			562
		2015	44	50	75	-	-	-	-	-	-	-	-	-	169	-7.7%	▼	169
	Other	2014	9	16	10	8	20	19	14	12	16	13	10	15	35			162
		2015	5	13	18	-	-	-	-	-	-	-	-	-	36	2.9%	▲	36

Court: Essex Circuit

Start/End Date: Jan-14 / Mar-15

2014 Average Month: 59

Jan-Mar 2014: 318

Filings Trending: Downward ▼

Circuit/Court ID: 15 215057

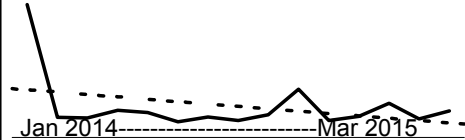
Type of Case: Filings

2015 Average Month:49

Jan-Mar 2015 : 146

Overall AVG. Month: 57

Monthly Filings Summary



January --- March Filings

318

2014

146

2015

	Jan	Feb	Mar	Apr	May	Jun	Jul	Aug	Sep	Oct	Nov	Dec	Thru Mar	% Change	Trending	Total
2014	245	37	36	50	46	29	38	31	42	89	31	39	318			713
2015	63	34	49	-	-	-	-	-	-	-	-	-	146	-54.1%	▼	146

			Jan	Feb	Mar	Apr	May	Jun	Jul	Aug	Sep	Oct	Nov	Dec	Thru Mar	% Change	Trending	Total
Civil	Administrative Law	2014	-	-	1	-	-	-	-	-	-	-	-	-	1			1
	Contested Divorce	2014	-	1	4	-	2	2	1	-	3	-	2	-	5			15
		2015	1	1	-	-	-	-	-	-	-	-	-	-	2	-60.0%	▼	2
	Domestic and Family - Level 1	2014	-	-	-	2	5	-	-	3	-	2	-	-	0			12
		2015	-	-	4	-	-	-	-	-	-	-	-	-	4	0.0%	↔	4
	Domestic and Family - Lev	2014	-	-	-	-	1	-	-	-	-	-	-	-	0			1
	General Civil - Level 1	2014	-	-	1	-	-	-	-	-	-	-	-	-	1	0.0%	↔	1
	General Civil - Level 2	2014	1	2	3	2	2	1	-	1	1	2	1	3	6			19
		2015	1	2	2	-	-	-	-	-	-	-	-	-	5	-16.7%	▼	5
	General Civil - Level 3	2014	1	4	-	-	1	-	-	1	3	-	-	2	5			12
		2015	1	-	2	-	-	-	-	-	-	-	-	-	3	-40.0%	▼	3
	Probates/Wills and Trusts	2014	-	-	1	-	-	-	-	-	-	-	-	-	1			1
	Probates/Wills and Trusts	2014	-	-	-	-	1	-	-	1	-	-	1	-	0			3
	Uncontested Divorce	2014	-	3	3	3	1	4	4	2	1	-	2	2	6	0.0%	↔	25
Criminal		2015	1	2	1	-	-	-	-	-	-	-	-	-	4	-33.3%	▼	4
	Misdemeanor	2014	1	3	3	-	-	2	4	2	1	12	1	3	7			32
		2015	7	3	4	-	-	-	-	-	-	-	-	-	14	100.0%	▲	14
	Non-Capital Felonies and Related Matters	2014	218	2	-	24	4	7	12	10	12	52	9	7	220			357
		2015	30	5	3	-	-	-	-	-	-	-	-	-	38	-82.7%	▼	38
Other	Other Criminally Related Matters	2014	-	3	5	1	9	2	3	2	4	2	3	1	8			35
		2015	1	-	-	-	-	-	-	-	-	-	-	-	1	-87.5%	▼	1
	Miscellaneous	2014	24	19	15	18	20	11	14	9	17	16	11	21	58			195
		2015	21	21	33	-	-	-	-	-	-	-	-	-	75	29.3%	▲	75
	Other	2014	-	-	-	-	-	-	-	-	-	3	1	-	0			4

Court: Hanover Circuit

Start/End Date: Jan-14 / Mar-15

2014 Average Month: 487

Jan-Mar 2014: 1,558

Filings Trending: Steady ↔

Circuit/Court ID: 15 215085

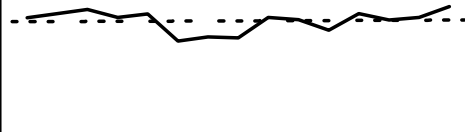
Type of Case: Filings

2015 Average Month:516

Jan-Mar 2015 : 1,547

Overall AVG. Month: 493

Monthly Filings Summary



Jan 2014-----Mar 2015

January --- March Filings

1,558

2014

1,547

2015

	Jan	Feb	Mar	Apr	May	Jun	Jul	Aug	Sep	Oct	Nov	Dec	Thru Mar	% Change	Trending	Total
2014	504	519	535	506	518	418	434	430	506	497	458	519	1,558			5,844
2015	496	506	545	-	-	-	-	-	-	-	-	-	1,547	-0.7%	▼	1,547

			Jan	Feb	Mar	Apr	May	Jun	Jul	Aug	Sep	Oct	Nov	Dec	Thru Mar	% Change	Trending	Total
Civil	Administrative Law	2014	-	-	1	-	1	-	-	2	6	1	1	1	1			13
		2015	-	1	1	-	-	-	-	-	-	-	-	-	2	100.0%	▲	2
	Contested Divorce	2014	12	23	28	21	22	16	18	22	21	14	16	9	63			222
		2015	24	24	24	-	-	-	-	-	-	-	-	-	72	14.3%	▲	72
	Domestic and Family - Level 1	2014	7	8	17	13	10	8	10	12	10	10	6	7	32			118
		2015	8	8	8	-	-	-	-	-	-	-	-	-	24	-25.0%	▼	24
	Domestic and Family - Level 2	2014	2	1	3	2	5	4	1	3	4	4	3	7	6			39
		2015	2	2	5	-	-	-	-	-	-	-	-	-	9	50.0%	▲	9
	General Civil - Level 1	2014	-	-	-	-	-	1	1	1	-	1	-	1	0			5
		2015	8	13	15	22	26	14	14	16	13	18	10	13	36	0.0%	↔	182
	General Civil - Level 2	2014	12	17	15	-	-	-	-	-	-	-	-	-	44	22.2%	▲	44
		2015	5	14	9	-	-	-	-	-	-	-	-	-	28	12.0%	▲	28
	General Civil - Level 3	2014	8	6	11	7	5	5	5	5	9	6	5	3	25			75
		2015	5	14	9	-	-	-	-	-	-	-	-	-	28	12.0%	▲	28
Criminal	Probates/Wills and Trusts	2014	2	-	-	1	-	-	1	-	1	1	-	-	2			6
		2015	2	3	1	7	-	1	3	4	1	4	1	-	6			27
	Probates/Wills and Trusts - Level 2	2014	1	-	2	-	-	-	-	-	-	-	-	-	3	-50.0%	▼	3
		2015	33	61	56	56	47	35	45	37	53	53	44	30	150			550
	Uncontested Divorce	2014	52	56	47	-	-	-	-	-	-	-	-	-	155	3.3%	▲	155
		2015	58	69	73	64	72	61	56	72	77	76	68	103	200			849
	Misdemeanor	2014	63	88	78	-	-	-	-	-	-	-	-	-	229	14.5%	▲	229
		2015	119	135	116	116	181	118	130	100	131	120	134	143	370			1,543
	Non-Capital Felonies and Related Matters	2014	107	105	141	-	-	-	-	-	-	-	-	-	353	-4.6%	▼	353
		2015	9	15	22	18	13	8	14	16	13	13	14	10	46			165
Other	Other Criminally Related Matters	2014	13	6	7	-	-	-	-	-	-	-	-	-	26	-43.5%	▼	26
		2015	236	181	187	176	128	141	133	140	164	169	150	183	604			1,988
	Miscellaneous	2014	202	179	203	-	-	-	-	-	-	-	-	-	584	-3.3%	▼	584
		2015	8	4	5	3	8	6	3	-	3	7	6	9	17			62
	Other	2014	7	6	5	-	-	-	-	-	-	-	-	-	18	5.9%	▲	18
		2015																

Court: King George Circuit

Start/End Date: Jan-14 / Mar-15

2014 Average Month: 88

Jan-Mar 2014: 262

Filings Trending: Downward ▼

Circuit/Court ID: 15 215099

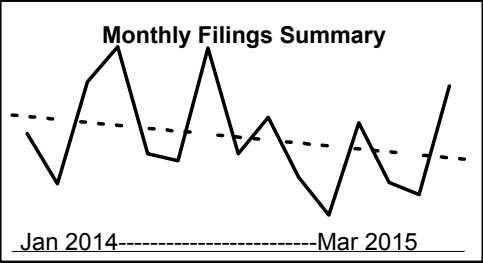
Type of Case: Filings

2015 Average Month:72

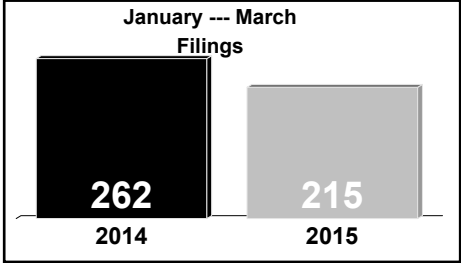
Jan-Mar 2015 : 215

Overall AVG. Month: 84

Monthly Filings Summary



January --- March Filings



	Jan	Feb	Mar	Apr	May	Jun	Jul	Aug	Sep	Oct	Nov	Dec	Thru Mar	% Change	Trending	Total
2014	87	50	125	151	72	67	150	72	99	55	27	95	262			1,050
2015	51	42	122	-	-	-	-	-	-	-	-	-	215	-17.9%	▼	215

			Jan	Feb	Mar	Apr	May	Jun	Jul	Aug	Sep	Oct	Nov	Dec	Thru Mar	% Change	Trending	Total
Civil	Administrative Law	2014	-	-	-	-	1	1	-	-	-	-	-	-	0			2
	Contested Divorce	2014	3	4	3	3	1	1	-	1	3	-	1	2	10	0.0%	↔	22
		2015	4	2	1	-	-	-	-	-	-	-	-	-	7	-30.0%	▼	7
	Domestic and Family - Level 1	2014	1	2	1	2	-	-	-	2	2	2	-	1	4			13
		2015	3	1	2	-	-	-	-	-	-	-	-	-	6	50.0%	▲	6
	Domestic and Family - Level 2	2014	-	1	-	1	2	-	-	2	1	1	-	-	1			8
		2015	-	1	-	-	-	-	-	-	-	-	-	-	1	0.0%	↔	1
	General Civil - Level 1	2014	-	-	-	-	1	-	1	-	-	-	-	-	0			2
		2015	-	1	-	-	-	-	-	-	-	-	-	-	1	0.0%	↔	1
	General Civil - Level 2	2014	3	1	4	5	2	6	4	6	5	2	5	2	8			45
		2015	2	1	2	-	-	-	-	-	-	-	-	-	5	-37.5%	▼	5
	General Civil - Level 3	2014	-	2	1	-	1	-	2	5	4	2	2	1	3			20
		2015	-	3	4	-	-	-	-	-	-	-	-	-	7	133.3%	▲	7
	Probates/Wills and Trusts	2014	-	1	-	-	-	-	-	-	-	1	-	2	1			4
Criminal	Protective Orders	2014	-	-	-	-	-	-	1	-	-	-	-	-	0			1
		2015	1	-	-	-	-	-	-	-	-	-	-	-	1	0.0%	↔	1
	Uncontested Divorce	2014	2	2	6	2	4	4	3	7	3	2	2	3	10			40
		2015	3	1	3	-	-	-	-	-	-	-	-	-	7	-30.0%	▼	7
Criminal	Misdemeanor	2014	17	5	29	24	5	5	20	8	29	8	4	21	51			175
		2015	18	5	44	-	-	-	-	-	-	-	-	-	67	31.4%	▲	67
	Non-Capital Felonies and Related Matters	2014	57	27	78	110	52	45	108	34	42	33	7	51	162			644
		2015	16	18	59	-	-	-	-	-	-	-	-	-	93	-42.6%	▼	93
Other	Other Criminally Related Matters	2014	-	1	2	-	1	1	1	-	-	-	1	1	3			8
		2015	1	2	1	-	-	-	-	-	-	-	-	-	4	33.3%	▲	4
	Miscellaneous	2014	4	4	1	4	2	4	10	7	9	4	5	11	9			65
		2015	3	7	6	-	-	-	-	-	-	-	-	-	16	77.8%	▲	16
Other	Other	2014	-	-	-	-	-	-	-	-	1	-	-	-	0			1

Court: Lancaster Circuit

Start/End Date: Jan-14 / Mar-15

2014 Average Month: 50

Jan-Mar 2014: 167

Filings Trending: Downward ▼

Circuit/Court ID: 15 215103

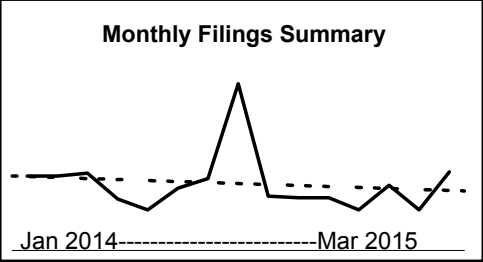
Type of Case: Filings

2015 Average Month:45

Jan-Mar 2015 : 136

Overall AVG. Month: 49

Monthly Filings Summary



January --- March Filings

167

2014

136

2015

			Jan	Feb	Mar	Apr	May	Jun	Jul	Aug	Sep	Oct	Nov	Dec	Thru Mar	% Change	Trending	Total
2014			55	55	57	38	30	46	53	123	40	39	39	30	167			605
2015			48	30	58	-	-	-	-	-	-	-	-	-	136	-18.6%	▼	136

			Jan	Feb	Mar	Apr	May	Jun	Jul	Aug	Sep	Oct	Nov	Dec	Thru Mar	% Change	Trending	Total
Civil	Contested Divorce	2014	1	1	-	-	2	2	1	1	-	1	-	-	2			9
		2015	2	1	1	-	-	-	-	-	-	-	-	-	4	100.0%	▲	4
	Domestic and Family - Lev	2014	-	-	-	1	-	-	-	-	-	-	-	-	0			1
	Domestic and Family - Lev	2014	-	-	2	-	-	-	-	-	1	-	-	-	2	0.0%	↔	3
	General Civil - Level 1	2014	-	-	-	-	1	-	1	-	1	-	-	-	0			3
	General Civil - Level 2	2014	-	2	4	-	1	1	2	3	3	4	1	3	6	0.0%	↔	24
		2015	1	2	1	-	-	-	-	-	-	-	-	-	4	-33.3%	▼	4
	General Civil - Level 3	2014	-	1	1	1	2	-	1	1	1	-	-	1	2			9
		2015	6	-	3	-	-	-	-	-	-	-	-	-	9	350.0%	▲	9
	Probates/Wills and Trusts	2014	-	1	-	-	-	-	2	-	-	-	-	-	1			3
Criminal	Uncontested Divorce	2014	2	2	-	2	-	2	2	2	-	4	1	1	4			18
		2015	3	-	-	-	-	-	-	-	-	-	-	-	3	-25.0%	▼	3
	Misdemeanor	2014	5	-	1	6	-	3	5	11	4	1	7	3	6			46
		2015	2	3	4	-	-	-	-	-	-	-	-	-	9	50.0%	▲	9
	Non-Capital Felonies and Related Matters	2014	20	19	18	7	5	19	20	88	9	14	14	1	57			234
		2015	12	4	23	-	-	-	-	-	-	-	-	-	39	-31.6%	▼	39
Other	Other Criminally Related Matters	2014	1	2	2	2	-	-	2	1	4	-	-	-	5			14
		2015	-	1	2	-	-	-	-	-	-	-	-	-	3	-40.0%	▼	3
	Miscellaneous	2014	24	22	22	15	17	14	15	14	16	13	15	19	68			206
		2015	15	19	20	-	-	-	-	-	-	-	-	-	54	-20.6%	▼	54
	Other	2014	2	5	7	4	2	5	2	2	1	2	1	2	14			35
		2015	7	-	4	-	-	-	-	-	-	-	-	-	11	-21.4%	▼	11

Court: Northumberland Circuit

Start/End Date: Jan-14 / Mar-15

2014 Average Month: 54

Jan-Mar 2014: 143

Filings Trending: Downward ▼

Circuit/Court ID: 15 215133

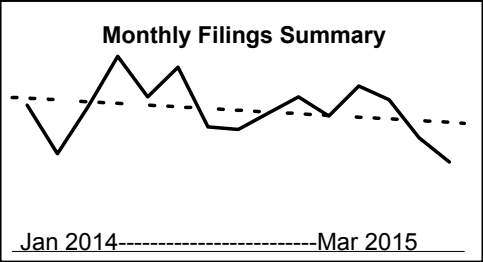
Type of Case: Filings

2015 Average Month:44

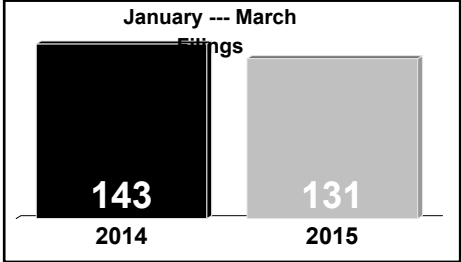
Jan-Mar 2015 : 131

Overall AVG. Month: 52

Monthly Filings Summary



January --- March Filings



	Jan	Feb	Mar	Apr	May	Jun	Jul	Aug	Sep	Oct	Nov	Dec	Thru Mar	% Change	Trending	Total
2014	54	36	53	72	57	68	46	45	51	57	50	61	143			650
2015	56	42	33	-	-	-	-	-	-	-	-	-	131	-8.4%	▼	131

			Jan	Feb	Mar	Apr	May	Jun	Jul	Aug	Sep	Oct	Nov	Dec	Thru Mar	% Change	Trending	Total
Civil	Contested Divorce	2014	1	2	-	4	1	1	2	1	-	1	-	-	3			13
		2015	-	1	2	-	-	-	-	-	-	-	-	-	3	0.0%	↔	3
	Domestic and Family - Level 1	2014	1	-	-	-	1	1	-	-	3	-	-	-	1			6
		2015	1	-	-	-	-	-	-	-	-	-	-	-	1	0.0%	↔	1
	Domestic and Family - Level 2	2014	1	-	1	1	1	-	1	-	-	-	1	1	2			7
		2015	-	-	1	-	-	-	-	-	-	-	-	-	1	-50.0%	▼	1
	General Civil - Level 1	2014	-	-	-	-	-	-	-	-	-	-	-	1	0			1
		2015	-	1	-	-	-	-	-	-	-	-	-	-	1	0.0%	↔	1
	General Civil - Level 2	2014	4	-	2	1	2	1	-	2	3	4	3	1	6			23
		2015	1	-	2	-	-	-	-	-	-	-	-	-	3	-50.0%	▼	3
	General Civil - Level 3	2014	1	1	2	-	-	1	1	-	2	-	-	1	4			9
	Probates/Wills and Trusts	2014	-	-	-	-	-	-	-	1	-	-	-	-	0			1
Criminal	Uncontested Divorce	2014	1	4	1	2	2	2	3	1	2	2	4	-	6	0.0%	↔	24
		2015	-	2	3	-	-	-	-	-	-	-	-	-	5	-16.7%	▼	5
	Misdemeanor	2014	6	-	3	7	2	7	2	14	5	7	3	7	9			63
		2015	17	3	2	-	-	-	-	-	-	-	-	-	22	144.4%	▲	22
	Non-Capital Felonies and Related Matters	2014	13	1	11	20	27	22	14	5	13	15	22	24	25			187
		2015	19	6	1	-	-	-	-	-	-	-	-	-	26	4.0%	▲	26
Other	Other Criminally Related Matters	2014	2	-	-	2	2	4	2	3	4	2	-	2	2			23
		2015	1	3	-	-	-	-	-	-	-	-	-	-	4	100.0%	▲	4
	Miscellaneous	2014	24	27	31	35	18	28	20	17	18	26	17	24	82			285
		2015	17	26	22	-	-	-	-	-	-	-	-	-	65	-20.7%	▼	65
	Other	2014	-	1	2	-	1	1	1	1	1	-	-	-	3			8

Court: Richmond County Circuit

Start/End Date: Jan-14 / Mar-15

2014 Average Month: 46

Jan-Mar 2014: 119

Filings Trending: Downward ▼

Circuit/Court ID: 15 215159

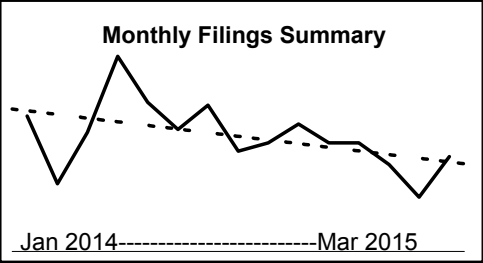
Type of Case: Filings

2015 Average Month:29

Jan-Mar 2015 : 87

Overall AVG. Month: 42

Monthly Filings Summary



January --- March

119

2014

87

2015

			Jan	Feb	Mar	Apr	May	Jun	Jul	Aug	Sep	Oct	Nov	Dec	Thru Mar	% Change	Trending	Total
2014			50	25	44	72	55	45	54	37	40	47	40	40	119			549
2015			32	20	35	-	-	-	-	-	-	-	-	-	87	-26.9%	▼	87

			Jan	Feb	Mar	Apr	May	Jun	Jul	Aug	Sep	Oct	Nov	Dec	Thru Mar	% Change	Trending	Total
Civil	Administrative Law	2014	-	-	-	-	1	-	-	-	-	-	-	-	0			1
		2015	-	1	-	-	-	-	-	-	-	-	-	-	1	0.0%	↔	1
	Contested Divorce	2014	1	-	-	1	-	-	-	-	1	1	1	-	1			5
	Domestic and Family - Lev	2014	-	-	-	1	2	-	-	-	-	-	-	-	0			3
	Domestic and Family - Lev	2014	-	-	-	-	1	-	-	-	-	-	-	-	0	0.0%	↔	1
	General Civil - Level 1	2014	1	-	-	-	-	-	-	-	-	-	-	-	1	0.0%	↔	1
	General Civil - Level 2	2014	2	1	2	3	-	1	2	2	1	-	-	2	5			16
		2015	-	-	1	-	-	-	-	-	-	-	-	-	1	-80.0%	▼	1
	General Civil - Level 3	2014	-	2	-	2	-	-	2	-	1	-	1	-	2			8
		2015	1	-	1	-	-	-	-	-	-	-	-	-	2	0.0%	↔	2
Criminal	Probates/Wills and Trusts	2014	-	-	-	-	-	-	-	-	-	-	2	-	0			2
	Uncontested Divorce	2014	1	1	-	-	-	-	1	5	1	1	1	1	2	0.0%	↔	12
		2015	2	2	3	-	-	-	-	-	-	-	-	-	7	250.0%	▲	7
	Misdemeanor	2014	4	-	2	5	5	2	7	2	5	9	-	2	6			43
		2015	2	-	3	-	-	-	-	-	-	-	-	-	5	-16.7%	▼	5
Other	Non-Capital Felonies and Related Matters	2014	15	3	5	19	16	14	4	12	8	13	6	9	23			124
		2015	9	1	4	-	-	-	-	-	-	-	-	-	14	-39.1%	▼	14
	Other Criminally Related Matters	2014	-	-	-	2	4	-	5	-	1	1	2	2	0			17
		2015	-	2	2	-	-	-	-	-	-	-	-	-	4	0.0%	↔	4
	Miscellaneous	2014	11	14	13	18	17	9	12	11	9	13	10	8	38			145
			2015	9	7	11	-	-	-	-	-	-	-	-	27	-28.9%	▼	27
Other			2014	15	4	22	21	9	19	21	5	13	9	17	41			171
			2015	9	7	10	-	-	-	-	-	-	-	-	26	-36.6%	▼	26

Court: Spotsylvania Circuit

Start/End Date: Jan-14 / Mar-15

2014 Average Month: 481

Jan-Mar 2014: 1,673

Filings Trending: Downward ▼

Circuit/Court ID: 15 215177

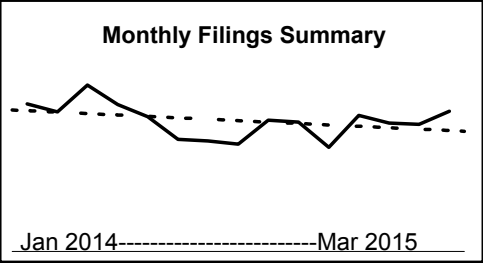
Type of Case: Filings

2015 Average Month:487

Jan-Mar 2015 : 1,460

Overall AVG. Month: 482

Monthly Filings Summary



January --- March Filings

1,673

2014

1,460

2015

	Jan	Feb	Mar	Apr	May	Jun	Jul	Aug	Sep	Oct	Nov	Dec	Thru Mar	% Change	Trending	Total
2014	544	515	614	542	497	414	408	396	484	477	384	502	1,673			5,777
2015	474	469	517	-	-	-	-	-	-	-	-	-	1,460	-12.7%	▼	1,460

			Jan	Feb	<u>Mar</u>	Apr	May	Jun	Jul	Aug	Sep	Oct	Nov	Dec	Thru Mar	% Change	Trending	<u>Total</u>
Civil	Administrative Law	2014	-	-	-	-	-	-	-	-	2	1	-	1	0			4
		2015	1	-	2	-	-	-	-	-	-	-	-	-	3	0.0%	↔	3
	Contested Divorce	2014	13	8	11	9	9	5	13	15	5	6	3	6	32			103
		2015	10	9	13	-	-	-	-	-	-	-	-	-	32	0.0%	↔	32
	Domestic and Family - Level 1	2014	16	10	31	28	26	14	19	26	33	8	19	31	57			261
		2015	12	6	14	-	-	-	-	-	-	-	-	-	32	-43.9%	▼	32
	Domestic and Family - Level 2	2014	6	5	3	3	15	11	3	10	2	12	2	4	14			76
		2015	9	2	4	-	-	-	-	-	-	-	-	-	15	7.1%	▲	15
	General Civil - Level 1	2014	1	-	-	-	3	-	1	4	-	2	1	1	1			13
		2015	2	1	-	-	-	-	-	-	-	-	-	-	3	200.0%	▲	3
	General Civil - Level 2	2014	26	16	23	24	22	19	28	17	28	18	15	24	65			260
		2015	17	17	19	-	-	-	-	-	-	-	-	-	53	-18.5%	▼	53
	General Civil - Level 3	2014	7	12	10	7	11	7	12	10	9	14	3	6	29			108
		2015	12	9	5	-	-	-	-	-	-	-	-	-	26	-10.3%	▼	26
	Probates/Wills and Trusts - Level 1	2014	1	1	-	2	-	-	-	-	1	-	1	-	2			6
		2015	2	1	-	-	-	-	-	-	-	-	-	-	3	50.0%	▲	3
	Probates/Wills and Trusts - Level 2	2014	4	1	3	8	5	4	6	4	3	2	2	2	8			44
		2015	4	2	5	-	-	-	-	-	-	-	-	-	11	37.5%	▲	11
	Protective Orders	2015	-	-	3	-	-	-	-	-	-	-	-	-	3			3
	Uncontested Divorce	2014	32	17	24	28	13	19	25	21	16	26	18	23	73			262
		2015	15	21	26	-	-	-	-	-	-	-	-	-	62	-15.1%	▼	62
Criminal	Misdemeanor	2014	27	43	35	40	38	43	30	21	25	32	17	42	105			393
		2015	40	32	29	-	-	-	-	-	-	-	-	-	101	-3.8%	▼	101
	Non-Capital Felonies and Related Matters	2014	131	135	153	147	119	132	86	72	148	121	117	150	419			1,511
		2015	145	141	132	-	-	-	-	-	-	-	-	-	418	-0.2%	▼	418
	Other Criminally Related Matters	2014	4	3	1	6	11	7	12	6	5	7	11	12	8			85
Other	Miscellaneous	2015	1	13	10	-	-	-	-	-	-	-	-	-	24	200.0%	▲	24
		2014	263	253	308	223	215	147	165	188	201	218	164	195	824			2,540
	2015	196	211	248	-	-	-	-	-	-	-	-	-	655	-20.5%	▼	655	
	Other	2014	13	11	12	17	10	6	8	2	6	10	11	5	36			111
2015	8	4	7	-	-	-	-	-	-	-	-	-	-	19	-47.2%	▼	19	

Court: Stafford Circuit

Start/End Date: Jan-14 / Mar-15

2014 Average Month: 679

Jan-Mar 2014: 2,026

Filings Trending: Steady ↔

Circuit/Court ID: 15 215179

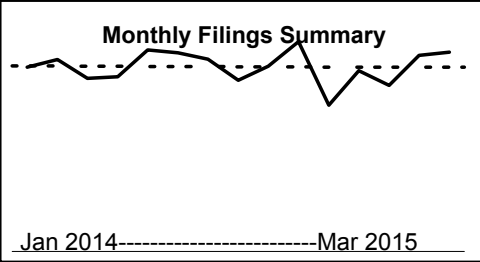
Type of Case: Filings

2015 Average Month: 690

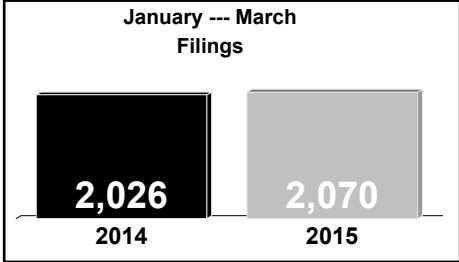
Jan-Mar 2015 : 2,070

Overall AVG. Month: 681

Monthly Filings Summary



January --- March Filings



	Jan	Feb	Mar	Apr	May	Jun	Jul	Aug	Sep	Oct	Nov	Dec	Thru Mar	% Change	Trending	Total
2014	680	708	638	644	743	733	709	631	683	774	540	667	2,026			8,150
2015	612	723	735	-	-	-	-	-	-	-	-	-	2,070	2.2%	▲	2,070

			Jan	Feb	Mar	Apr	May	Jun	Jul	Aug	Sep	Oct	Nov	Dec	Thru Mar	% Change	Trending	Total
Civil	Administrative Law	2014	-	-	-	4	3	1	-	5	4	2	-	1	0			20
		2015	-	-	5	-	-	-	-	-	-	-	-	-	5	0.0%	↔	5
	Contested Divorce	2014	8	7	13	13	10	19	14	18	26	19	17	17	28			181
		2015	18	21	19	-	-	-	-	-	-	-	-	-	58	107.1%	▲	58
	Domestic and Family - Level 1	2014	3	2	10	7	3	11	4	5	16	3	4	15	15			83
		2015	6	13	13	-	-	-	-	-	-	-	-	-	32	113.3%	▲	32
	Domestic and Family - Level 2	2014	6	1	3	3	4	4	7	4	5	3	1	6	10			47
		2015	2	5	1	-	-	-	-	-	-	-	-	-	8	-20.0%	▼	8
	General Civil - Level 1	2014	2	1	1	1	-	1	1	-	1	1	-	3	4			12
		2015	1	2	1	-	-	-	-	-	-	-	-	-	4	0.0%	↔	4
	General Civil - Level 2	2014	25	13	16	21	19	19	16	16	26	23	17	15	54			226
		2015	15	19	10	-	-	-	-	-	-	-	-	-	44	-18.5%	▼	44
	General Civil - Level 3	2014	5	16	7	8	8	8	4	11	7	17	9	8	28			108
		2015	6	3	11	-	-	-	-	-	-	-	-	-	20	-28.6%	▼	20
	Probates/Wills and Trusts - Level 1	2014	-	-	-	-	1	-	-	-	-	-	-	1	0			2
		2015	2	-	-	-	-	-	-	-	-	-	-	-	2	0.0%	↔	2
	Probates/Wills and Trusts - Level 2	2014	2	3	1	2	3	4	2	2	2	2	3	2	6			28
		2015	4	5	5	-	-	-	-	-	-	-	-	-	14	133.3%	▲	14
Criminal	Uncontested Divorce	2014	23	27	25	32	23	24	45	45	60	43	25	33	75			405
		2015	34	42	53	-	-	-	-	-	-	-	-	-	129	72.0%	▲	129
	Capital Murder	2014	-	-	-	-	-	-	-	-	1	-	-	-	0			1
		2015	2	-	-	-	-	-	-	-	-	-	-	-	2	0.0%	↔	2
	Misdemeanor	2014	109	80	80	113	80	67	85	53	67	108	72	109	269			1,023
		2015	61	78	77	-	-	-	-	-	-	-	-	-	216	-19.7%	▼	216
	Non-Capital Felonies and Related Matters	2014	236	309	228	225	346	375	302	243	213	300	195	205	773			3,177
		2015	222	311	226	-	-	-	-	-	-	-	-	-	759	-1.8%	▼	759
	Other Criminally Related Matters	2014	11	15	12	14	11	22	12	10	23	21	7	21	38			179
		2015	15	17	10	-	-	-	-	-	-	-	-	-	42	10.5%	▲	42
Other	Miscellaneous	2014	249	234	242	201	232	178	215	218	231	232	188	231	725			2,651
		2015	223	207	304	-	-	-	-	-	-	-	-	-	734	1.2%	▲	734
	Other	2014	1	-	-	-	-	-	2	1	1	-	2	-	1			7
		2015	1	-	-	-	-	-	-	-	-	-	-	-	1	0.0%	↔	1

Court: Westmoreland Circuit

Start/End Date: Jan-14 / Mar-15

2014 Average Month: 71

Jan-Mar 2014: 218

Filings Trending: Downward ▼

Circuit/Court ID: 15 215193

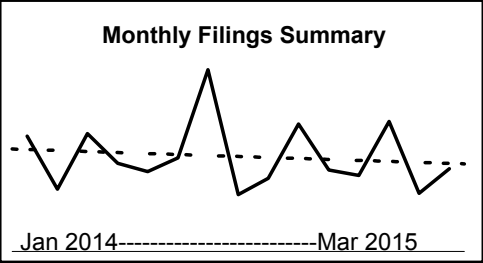
Type of Case: Filings

2015 Average Month:67

Jan-Mar 2015 : 200

Overall AVG. Month: 70

Monthly Filings Summary



January --- March Filings

218

2014

200

2015

	Jan	Feb	Mar	Apr	May	Jun	Jul	Aug	Sep	Oct	Nov	Dec	Thru Mar	% Change	Trending	Total
2014	85	46	87	65	59	69	134	42	54	94	60	56	218			851
2015	96	43	61	-	-	-	-	-	-	-	-	-	200	-8.3%	▼	200

			Jan	Feb	Mar	Apr	May	Jun	Jul	Aug	Sep	Oct	Nov	Dec	Thru Mar	% Change	Trending	Total
Civil	Contested Divorce	2014	-	-	1	1	-	1	-	1	2	-	-	-	1			6
		2015	1	-	-	-	-	-	-	-	-	-	-	-	1	0.0%	↔	1
	Domestic and Family - Level 1	2014	-	-	-	-	1	-	-	-	1	1	6	-	0			9
		2015	-	-	2	-	-	-	-	-	-	-	-	-	2	0.0%	↔	2
	Domestic and Family - Lev	2014	1	1	2	1	-	-	2	-	-	-	1	1	4			9
	General Civil - Level 1	2014	-	-	-	-	-	-	-	-	-	-	1	-	0			1
	General Civil - Level 2	2014	1	3	-	2	1	2	4	1	1	3	-	-	4	0.0%	↔	18
		2015	4	1	2	-	-	-	-	-	-	-	-	-	7	75.0%	▲	7
	General Civil - Level 3	2014	3	-	1	1	2	2	-	3	-	-	8	1	4			21
		2015	1	-	1	-	-	-	-	-	-	-	-	-	2	-50.0%	▼	2
	Probates/Wills and Trusts	2014	-	-	-	-	-	-	-	-	-	-	-	1	0			1
	Probates/Wills and Trusts - Level 2	2014	-	-	1	-	-	-	-	1	-	-	-	1	1	0.0%	↔	3
		2015	-	-	1	-	-	-	-	-	-	-	-	-	1	0.0%	↔	1
Criminal	Uncontested Divorce	2014	2	-	1	1	4	3	-	1	1	-	2	2	3			17
		2015	2	1	2	-	-	-	-	-	-	-	-	-	5	66.7%	▲	5
	Misdemeanor	2014	9	10	4	8	3	12	32	9	5	12	8	9	23			121
		2015	15	-	7	-	-	-	-	-	-	-	-	-	22	-4.3%	▼	22
	Non-Capital Felonies and Related Matters	2014	28	9	35	19	22	24	68	8	16	52	7	22	72			310
		2015	47	10	9	-	-	-	-	-	-	-	-	-	66	-8.3%	▼	66
Other	Other Criminally Related Matters	2014	9	-	5	-	2	1	7	-	3	9	12	6	14			54
		2015	4	6	9	-	-	-	-	-	-	-	-	-	19	35.7%	▲	19
	Miscellaneous	2014	32	23	37	32	24	24	20	18	25	17	15	13	92			280
		2015	22	25	27	-	-	-	-	-	-	-	-	-	74	-19.6%	▼	74
	Other	2014	-	-	-	-	-	-	1	-	-	-	-	-	0			1
		2015	-	-	1	-	-	-	-	-	-	-	-	-	1	0.0%	↔	1

Court: Fredericksburg Circuit

Start/End Date: Jan-14 / Mar-15

2014 Average Month: 287

Jan-Mar 2014: 916

Filings Trending: Downward ▼

Circuit/Court ID: 15 215630

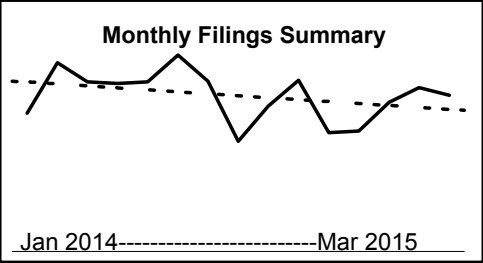
Type of Case: Filings

2015 Average Month:288

Jan-Mar 2015 : 865

Overall AVG. Month: 287

Monthly Filings Summary



January --- March Filings

916

2014

865

2015

			Jan	Feb	Mar	Apr	May	Jun	Jul	Aug	Sep	Oct	Nov	Dec	Thru Mar	% Change	Trending	Total
2014			255	348	313	310	313	362	314	203	268	316	219	222	916			3,443
2015			275	302	288	-	-	-	-	-	-	-	-	-	865	-5.6%	▼	865

			Jan	Feb	Mar	Apr	May	Jun	Jul	Aug	Sep	Oct	Nov	Dec	Thru Mar	% Change	Trending	Total
Civil	Administrative Law	2014	-	-	-	-	3	-	-	-	-	1	1	-	0			5
		2015	1	-	-	-	-	-	-	-	-	-	-	-	1	0.0%	↔	1
	Contested Divorce	2014	11	11	11	8	12	11	2	1	1	5	3	1	33			77
		2015	2	9	3	-	-	-	-	-	-	-	-	-	14	-57.6%	▼	14
	Domestic and Family - Level 1	2014	6	9	1	2	4	6	6	1	3	13	1	2	16			54
		2015	6	10	7	-	-	-	-	-	-	-	-	-	23	43.8%	▲	23
	Domestic and Family - Level 2	2014	-	1	1	9	4	6	1	1	43	17	14	1	2			98
		2015	1	2	10	-	-	-	-	-	-	-	-	-	13	550.0%	▲	13
	General Civil - Level 1	2014	4	-	1	2	-	2	2	-	-	2	2	-	5			15
		2015	1	-	-	-	-	-	-	-	-	-	-	-	1	-80.0%	▼	1
	General Civil - Level 2	2014	6	7	12	6	12	10	-	5	11	8	6	7	25			90
		2015	5	3	5	-	-	-	-	-	-	-	-	-	13	-48.0%	▼	13
	General Civil - Level 3	2014	-	2	2	6	6	2	4	3	4	7	3	6	4			45
		2015	7	2	2	-	-	-	-	-	-	-	-	-	11	175.0%	▲	11
	Probates/Wills and Trusts - Level 2	2014	1	1	1	-	-	1	3	-	1	-	-	-	3			8
		2015	-	-	1	-	-	-	-	-	-	-	-	-	1	-66.7%	▼	1
Criminal	Protective Orders	2015	-	2	-	-	-	-	-	-	-	-	-	-	2			2
		2014	23	30	35	34	18	21	1	4	8	9	6	12	88			201
	Uncontested Divorce	2015	10	22	15	-	-	-	-	-	-	-	-	-	47	-46.6%	▼	47
		2014	57	63	44	46	37	50	54	37	48	45	46	42	164			569
	Misdemeanor	2015	42	74	33	-	-	-	-	-	-	-	-	-	149	-9.1%	▼	149
		2014	99	176	163	147	178	203	198	114	107	154	111	123	438			1,773
	Non-Capital Felonies and Related Matters	2015	156	143	161	-	-	-	-	-	-	-	-	-	460	5.0%	▲	460
		2014	3	11	3	7	2	25	10	8	8	9	1	7	17			94
	Other Criminally Related Matters	2015	6	5	9	-	-	-	-	-	-	-	-	-	20	17.6%	▲	20
		2014	43	36	39	40	34	22	32	27	32	44	23	19	118			391
	Miscellaneous	2015	33	27	39	-	-	-	-	-	-	-	-	-	99	-16.1%	▼	99
		2014	2	1	-	3	3	3	1	2	2	2	2	2	3			23
	Other	2015	5	3	3	-	-	-	-	-	-	-	-	-	11	266.7%	▲	11

Court: Albemarle Circuit

Start/End Date: Jan-14 / Mar-15

2014 Average Month: 345

Jan-Mar 2014: 976

Filings Trending: Steady ↔

Circuit/Court ID: 16 216003


Type of Case: Filings

2015 Average Month:321

Jan-Mar 2015 : 964

Overall AVG. Month: 340

Monthly Filings Summary



Jan 2014-----Mar 2015

January --- March Filings

976

2014

964

2015

	Jan	Feb	Mar	Apr	May	Jun	Jul	Aug	Sep	Oct	Nov	Dec	Thru Mar	% Change	Trending	Total
2014	343	333	300	403	312	303	407	312	365	367	325	368	976			4,138
2015	321	308	335	-	-	-	-	-	-	-	-	-	964	-1.2%	▼	964

			Jan	Feb	Mar	Apr	May	Jun	Jul	Aug	Sep	Oct	Nov	Dec	Thru Mar	% Change	Trending	Total
Civil	Administrative Law	2014	-	-	-	-	-	-	-	-	1	-	-	1	0			2
		2015	-	-	2	-	-	-	-	-	-	-	-	-	2	0.0%	↔	2
	Contested Divorce	2014	3	6	6	5	4	4	7	10	6	5	6	4	15			66
		2015	8	6	11	-	-	-	-	-	-	-	-	-	25	66.7%	▲	25
	Domestic and Family - Level 1	2014	3	5	3	2	1	-	8	11	8	12	4	6	11			63
		2015	11	3	10	-	-	-	-	-	-	-	-	-	24	118.2%	▲	24
	Domestic and Family - Level 2	2014	2	4	5	6	-	4	4	4	3	1	2	6	11			41
		2015	6	2	4	-	-	-	-	-	-	-	-	-	12	9.1%	▲	12
	General Civil - Level 1	2014	-	-	-	1	2	3	5	2	1	3	5	1	0			23
		2015	-	1	5	-	-	-	-	-	-	-	-	-	6	0.0%	↔	6
	General Civil - Level 2	2014	27	40	23	39	45	40	74	53	44	26	55	44	90			510
		2015	34	46	42	-	-	-	-	-	-	-	-	-	122	35.6%	▲	122
	General Civil - Level 3	2014	17	13	7	3	7	15	10	2	4	8	4	9	37			99
		2015	2	1	13	-	-	-	-	-	-	-	-	-	16	-56.8%	▼	16
	Probates/Wills and Trusts	2014	1	-	-	-	-	-	-	-	-	-	1	-	1			2
	Probates/Wills and Trusts - Level 2	2014	1	3	-	3	1	2	3	2	4	6	3	4	4			32
		2015	5	7	3	-	-	-	-	-	-	-	-	-	15	275.0%	▲	15
Criminal	Protective Orders	2014	2	2	1	1	1	-	-	-	-	-	1	-	5			8
	Uncontested Divorce	2014	10	20	22	15	13	21	17	13	17	22	20	15	52			205
		2015	20	11	13	-	-	-	-	-	-	-	-	-	44	-15.4%	▼	44
	Capital Murder	2014	-	-	-	1	-	-	-	-	-	-	-	-	0			1
	Misdemeanor	2014	13	31	14	18	12	10	17	21	24	21	15	35	58	0.0%	↔	231
		2015	9	22	10	-	-	-	-	-	-	-	-	-	41	-29.3%	▼	41
	Non-Capital Felonies and Related Matters	2014	86	53	50	118	102	93	68	51	70	80	48	66	189			885
		2015	83	71	42	-	-	-	-	-	-	-	-	-	196	3.7%	▲	196
	Other Criminally Related Matters	2014	1	-	5	4	4	4	4	-	3	3	2	3	6			33
		2015	1	-	2	-	-	-	-	-	-	-	-	-	3	-50.0%	▼	3
Other	Miscellaneous	2014	175	154	162	181	117	104	181	137	174	174	150	171	491			1,880
		2015	138	134	172	-	-	-	-	-	-	-	-	-	444	-9.6%	▼	444
	Other	2014	2	2	2	6	3	3	9	6	6	6	9	3	6			57
		2015	4	4	6	-	-	-	-	-	-	-	-	-	14	133.3%	▲	14

Court: Culpeper Circuit

Start/End Date: Jan-14 / Mar-15

2014 Average Month: 203

Jan-Mar 2014: 583

Filings Trending: Downward ▼

Circuit/Court ID: 16 216047


Type of Case: Filings

2015 Average Month:186

Jan-Mar 2015 : 557

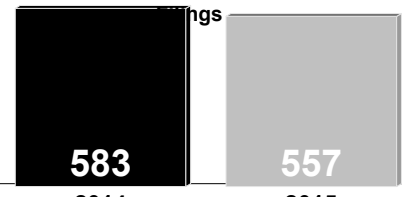
Overall AVG. Month: 200

Monthly Filings Summary



Jan 2014-----Mar 2015

January --- March Filings



583 2014 557 2015

	Jan	Feb	Mar	Apr	May	Jun	Jul	Aug	Sep	Oct	Nov	Dec	Thru Mar	% Change	Trending	Total
2014	183	205	195	217	183	224	165	220	188	271	146	239	583			2,436
2015	161	206	190	-	-	-	-	-	-	-	-	-	557	-4.5%	▼	557

			Jan	Feb	Mar	Apr	May	Jun	Jul	Aug	Sep	Oct	Nov	Dec	Thru Mar	% Change	Trending	Total
Civil	Administrative Law	2014	-	1	-	-	-	-	-	-	-	-	-	1	1			2
	Contested Divorce	2014	6	5	3	3	8	5	3	3	5	10	3	2	14			56
		2015	2	8	5	-	-	-	-	-	-	-	-	-	15	7.1%	▲	15
	Domestic and Family - Level 1	2014	4	3	3	8	4	-	5	6	9	24	6	15	10			87
		2015	6	3	18	-	-	-	-	-	-	-	-	-	27	170.0%	▲	27
	Domestic and Family - Level 2	2014	-	1	6	5	4	5	2	2	6	1	-	7	7			39
		2015	4	2	3	-	-	-	-	-	-	-	-	-	9	28.6%	▲	9
	General Civil - Level 1	2014	-	-	1	-	1	-	-	-	-	1	1	1	1			5
	General Civil - Level 2	2014	4	2	7	4	6	3	7	9	5	11	7	3	13			68
		2015	6	10	9	-	-	-	-	-	-	-	-	-	25	92.3%	▲	25
	General Civil - Level 3	2014	18	5	8	6	5	8	4	12	5	11	5	5	31			92
		2015	2	5	8	-	-	-	-	-	-	-	-	-	15	-51.6%	▼	15
	Probates/Wills and Trusts	2014	-	-	1	-	-	1	-	-	-	-	1	-	1			3
	Probates/Wills and Trusts	2014	-	-	4	4	2	2	1	-	1	1	-	-	4			15
Criminal	Uncontested Divorce	2014	12	12	9	8	11	9	10	13	11	12	6	8	33			121
		2015	9	10	16	-	-	-	-	-	-	-	-	-	35	6.1%	▲	35
	Misdemeanor	2014	15	20	16	25	12	17	17	25	18	31	16	40	51			252
		2015	4	33	18	-	-	-	-	-	-	-	-	-	55	7.8%	▲	55
Criminal	Non-Capital Felonies and Related Matters	2014	41	57	37	53	63	95	46	56	49	87	44	72	135			700
		2015	47	59	35	-	-	-	-	-	-	-	-	-	141	4.4%	▲	141
	Other Criminally Related Matters	2014	-	4	1	1	-	-	2	7	6	4	2	7	5			34
Other		2015	3	3	1	-	-	-	-	-	-	-	-	-	7	40.0%	▲	7
	Miscellaneous	2014	82	95	98	98	67	79	68	87	72	78	54	77	275			955
		2015	77	73	76	-	-	-	-	-	-	-	-	-	226	-17.8%	▼	226
	Other	2014	1	-	1	2	-	-	-	-	1	-	1	1	2			7
		2015	1	-	1	-	-	-	-	-	-	-	-	-	2	0.0%	↔	2

Court: Fluvanna Circuit

Start/End Date: Jan-14 / Mar-15

2014 Average Month: 108

Jan-Mar 2014: 325

Filings Trending: Downward ▼

Circuit/Court ID: 16 216065

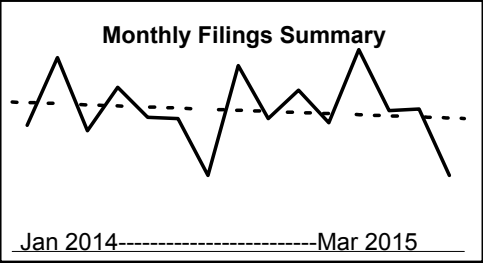
Type of Case: Filings

2015 Average Month:88

Jan-Mar 2015 : 265

Overall AVG. Month: 104

Monthly Filings Summary



January --- March Filings

325

2014

265

2015

	Jan	Feb	Mar	Apr	May	Jun	Jul	Aug	Sep	Oct	Nov	Dec	Thru Mar	% Change	Trending	Total
2014	93	143	89	121	99	98	56	137	98	119	95	149	325			1,297
2015	104	105	56	-	-	-	-	-	-	-	-	-	265	-18.5%	▼	265

			Jan	Feb	Mar	Apr	May	Jun	Jul	Aug	Sep	Oct	Nov	Dec	Thru Mar	% Change	Trending	Total
Civil	Administrative Law	2015	-	-	2	-	-	-	-	-	-	-	-	-	2			2
	Contested Divorce	2014	1	1	-	1	2	2	1	2	2	3	2	2	2			19
		2015	1	1	4	-	-	-	-	-	-	-	-	-	6	200.0%	▲	6
	Domestic and Family - Level 1	2014	4	1	1	-	5	8	1	15	1	1	9	1	6			47
		2015	4	5	-	-	-	-	-	-	-	-	-	-	9	50.0%	▲	9
	Domestic and Family - Level 2	2014	2	1	1	1	13	2	-	3	2	2	-	-	4			27
		2015	-	-	1	-	-	-	-	-	-	-	-	-	1	-75.0%	▼	1
	General Civil - Level 1	2014	-	1	-	1	-	-	-	-	-	-	-	-	1			2
	General Civil - Level 2	2014	7	3	3	3	5	3	4	4	2	4	3	2	13			43
		2015	2	3	1	-	-	-	-	-	-	-	-	-	6	-53.8%	▼	6
	General Civil - Level 3	2014	1	2	4	2	1	1	1	-	2	3	1	1	7			19
		2015	2	2	2	-	-	-	-	-	-	-	-	-	6	-14.3%	▼	6
	Probates/Wills and Trusts - Level 2	2014	1	-	-	1	-	1	-	-	1	1	-	-	1			5
		2015	-	1	1	-	-	-	-	-	-	-	-	-	2	100.0%	▲	2
Criminal	Uncontested Divorce	2014	2	6	3	4	5	7	3	4	2	3	5	4	11			48
		2015	5	4	6	-	-	-	-	-	-	-	-	-	15	36.4%	▲	15
	Misdemeanor	2014	7	22	12	19	11	7	8	14	13	15	8	21	41			157
		2015	18	14	1	-	-	-	-	-	-	-	-	-	33	-19.5%	▼	33
Other	Non-Capital Felonies and Related Matters	2014	11	57	11	34	13	19	10	46	10	29	10	20	79			270
		2015	21	30	2	-	-	-	-	-	-	-	-	-	53	-32.9%	▼	53
	Other Criminally Related Matters	2014	5	3	-	6	6	7	2	4	14	13	2	7	8			69
		2015	10	3	2	-	-	-	-	-	-	-	-	-	15	87.5%	▲	15
Other	Miscellaneous	2014	52	46	54	49	38	41	26	45	49	45	55	91	152			591
		2015	41	41	33	-	-	-	-	-	-	-	-	-	115	-24.3%	▼	115
Other			2015	-	1	1	-	-	-	-	-	-	-	-	2			2

Court: Goochland Circuit

Start/End Date: Jan-14 / Mar-15

2014 Average Month: 78

Jan-Mar 2014: 229

Filings Trending: Upward ▲

Circuit/Court ID: 16 216075


Type of Case: Filings

2015 Average Month:86

Jan-Mar 2015 : 257


Overall AVG. Month: 79

Monthly Filings Summary



Jan 2014-----Mar 2015

January --- March Filings



229 2014 257 2015

	Jan	Feb	Mar	Apr	May	Jun	Jul	Aug	Sep	Oct	Nov	Dec	Thru Mar	% Change	Trending	Total
2014	69	103	57	78	82	87	68	74	80	73	60	100	229			931
2015	75	88	94	-	-	-	-	-	-	-	-	-	257	12.2%	▲	257

			Jan	Feb	Mar	Apr	May	Jun	Jul	Aug	Sep	Oct	Nov	Dec	Thru Mar	% Change	Trending	Total
Civil	Administrative Law	2015	-	1	-	-	-	-	-	-	-	-	-	-	1			1
	Contested Divorce	2014	1	2	-	1	2	1	2	-	1	1	1	-	3			12
		2015	-	1	1	-	-	-	-	-	-	-	-	-	2	-33.3%	▼	2
	Domestic and Family - Level 1	2014	2	-	1	-	-	-	2	-	3	-	-	-	3			8
		2015	4	1	-	-	-	-	-	-	-	-	-	-	5	66.7%	▲	5
	Domestic and Family - Level 2	2014	1	2	1	-	2	-	-	-	1	1	2	-	4			10
		2015	-	2	1	-	-	-	-	-	-	-	-	-	3	-25.0%	▼	3
	General Civil - Level 1	2015	1	-	-	-	-	-	-	-	-	-	-	-	1			1
	General Civil - Level 2	2014	2	-	2	6	5	2	6	2	4	4	2	1	4			36
		2015	6	2	10	-	-	-	-	-	-	-	-	-	18	350.0%	▲	18
	General Civil - Level 3	2014	2	-	-	-	1	2	2	1	2	1	2	1	2			14
		2015	3	3	3	-	-	-	-	-	-	-	-	-	9	350.0%	▲	9
	Probates/Wills and Trusts - Level 1	2014	-	-	-	-	-	-	1	-	-	-	-	-	0			1
		2015	-	1	-	-	-	-	-	-	-	-	-	-	1	0.0%	↔	1
	Probates/Wills and Trusts - Level 2	2014	-	-	-	-	-	1	1	1	1	-	1	-	0			5
		2015	1	-	1	-	-	-	-	-	-	-	-	-	2	0.0%	↔	2
Criminal	Uncontested Divorce	2014	4	5	4	3	3	-	1	5	2	3	2	5	13			37
		2015	-	5	5	-	-	-	-	-	-	-	-	-	10	-23.1%	▼	10
	Misdemeanor	2014	3	16	9	8	16	17	12	16	5	6	6	24	28			138
		2015	10	8	14	-	-	-	-	-	-	-	-	-	32	14.3%	▲	32
	Non-Capital Felonies and Related Matters	2014	1	32	1	18	7	20	7	19	15	8	4	27	34			159
		2015	6	5	7	-	-	-	-	-	-	-	-	-	18	-47.1%	▼	18
Other	Other Criminally Related Matters	2014	-	4	1	-	1	6	3	3	8	5	7	5	5			43
		2015	1	7	3	-	-	-	-	-	-	-	-	-	11	120.0%	▲	11
	Miscellaneous	2014	53	41	36	42	44	36	29	26	38	43	32	37	130			457
		2015	43	51	48	-	-	-	-	-	-	-	-	-	142	9.2%	▲	142
	Other	2014	-	1	2	-	1	2	2	1	-	1	1	-	3			11
		2015	-	1	1	-	-	-	-	-	-	-	-	-	2	-33.3%	▼	2

Court: Greene Circuit

Start/End Date: Jan-14 / Mar-15

2014 Average Month: 93

Jan-Mar 2014: 343

Filings Trending: Downward ▼

Circuit/Court ID: 16 216079

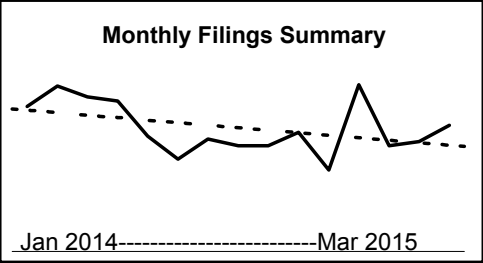
Type of Case: Filings

2015 Average Month:84

Jan-Mar 2015 : 252

Overall AVG. Month: 91

Monthly Filings Summary



January --- March Filings

343

2014

252

2015

	Jan	Feb	Mar	Apr	May	Jun	Jul	Aug	Sep	Oct	Nov	Dec	Thru Mar	% Change	Trending	Total
2014	107	122	114	111	85	68	83	78	78	88	60	123	343			1,117
2015	78	81	93	-	-	-	-	-	-	-	-	-	252	-26.5%	▼	252

			Jan	Feb	Mar	Apr	May	Jun	Jul	Aug	Sep	Oct	Nov	Dec	Thru Mar	% Change	Trending	Total
Civil	Administrative Law	2014	-	-	-	-	-	-	-	-	-	-	1	1	0			2
	Contested Divorce	2014	-	1	-	3	-	2	4	2	1	1	-	2	1	0.0%	↔	16
		2015	3	2	2	-	-	-	-	-	-	-	-	-	7	600.0%	▲	7
	Domestic and Family - Level 1	2014	-	2	1	-	-	-	-	-	-	2	-	1	3			6
		2015	2	-	1	-	-	-	-	-	-	-	-	-	3	0.0%	↔	3
	Domestic and Family - Level 2	2014	2	2	1	-	-	-	-	-	-	-	2	1	5			8
		2015	1	-	2	-	-	-	-	-	-	-	-	-	3	-40.0%	▼	3
	General Civil - Level 1	2015	-	1	-	-	-	-	-	-	-	-	-	-	1			1
	General Civil - Level 2	2014	2	1	1	3	2	2	4	1	1	-	5	1	4			23
		2015	5	2	4	-	-	-	-	-	-	-	-	-	11	175.0%	▲	11
	General Civil - Level 3	2014	1	-	1	-	8	-	-	-	2	1	-	2	2			15
		2015	-	2	2	-	-	-	-	-	-	-	-	-	4	100.0%	▲	4
	Probates/Wills and Trusts - Level 2	2014	1	-	-	1	-	-	-	-	3	-	-	-	1			5
		2015	-	-	2	-	-	-	-	-	-	-	-	-	2	100.0%	▲	2
Criminal	Uncontested Divorce	2014	4	3	-	5	2	3	4	4	2	2	5	7	7			41
		2015	1	3	7	-	-	-	-	-	-	-	-	-	11	57.1%	▲	11
	Misdemeanor	2014	7	7	7	20	3	4	6	8	6	8	2	7	21			85
		2015	5	6	3	-	-	-	-	-	-	-	-	-	14	-33.3%	▼	14
Criminal	Non-Capital Felonies and Related Matters	2014	29	3	27	15	15	13	18	15	6	16	9	39	59			205
		2015	15	21	26	-	-	-	-	-	-	-	-	-	62	5.1%	▲	62
	Other Criminally Related Matters	2014	1	1	2	2	-	1	1	-	1	-	1	-	4			10
		2015	1	-	-	-	-	-	-	-	-	-	-	-	1	-75.0%	▼	1
Other	Miscellaneous	2014	54	94	72	56	50	38	40	40	53	54	33	55	220			639
		2015	43	44	43	-	-	-	-	-	-	-	-	-	130	-40.9%	▼	130
	Other	2014	6	8	2	6	5	5	6	8	3	4	2	7	16			62
		2015	2	-	1	-	-	-	-	-	-	-	-	-	3	-81.3%	▼	3

Court: Louisa Circuit

Start/End Date: Jan-14 / Mar-15

2014 Average Month: 173

Jan-Mar 2014: 589

Filings Trending: Downward ▼

Circuit/Court ID: 16 216109


Type of Case: Filings

2015 Average Month:174

Jan-Mar 2015 : 521


Overall AVG. Month: 173

Monthly Filings Summary



Jan 2014-----Mar 2015

January --- March Filings



589 2014 521 2015

			Jan	Feb	Mar	Apr	May	Jun	Jul	Aug	Sep	Oct	Nov	Dec	Thru Mar	% Change	Trending	Total
2014			229	157	203	218	142	118	206	129	179	160	153	185	589			2,079
2015			178	184	159	-	-	-	-	-	-	-	-	-	521	-11.5%	▼	521

			Jan	Feb	Mar	Apr	May	Jun	Jul	Aug	Sep	Oct	Nov	Dec	Thru Mar	% Change	Trending	Total
Civil	Administrative Law	2014	-	-	-	-	-	1	-	-	1	-	-	-	0			2
		2015	1	-	1	-	-	-	-	-	-	-	-	-	2	0.0%	↔	2
	Contested Divorce	2014	1	9	1	4	2	1	1	4	3	1	3	4	11			34
		2015	1	-	3	-	-	-	-	-	-	-	-	-	4	-63.6%	▼	4
	Domestic and Family - Level 1	2014	-	5	-	1	-	-	4	4	2	4	-	1	5			21
		2015	-	8	-	-	-	-	-	-	-	-	-	-	8	60.0%	▲	8
	Domestic and Family - Level 2	2014	1	4	1	3	4	2	-	1	3	-	2	4	6			25
		2015	-	5	-	-	-	-	-	-	-	-	-	-	5	-16.7%	▼	5
	General Civil - Level 1	2014	-	1	-	-	1	-	-	-	-	-	-	1	1			3
		2015	3	1	1	-	-	-	-	-	-	-	-	-	5	400.0%	▲	5
	General Civil - Level 2	2014	11	5	3	4	3	11	5	7	8	1	5	3	19			66
		2015	7	5	3	-	-	-	-	-	-	-	-	-	15	-21.1%	▼	15
	General Civil - Level 3	2014	2	5	1	2	2	3	2	7	2	2	2	1	8			31
		2015	2	1	1	-	-	-	-	-	-	-	-	-	4	-50.0%	▼	4
	Probates/Wills and Trusts - Level 1	2014	-	-	-	-	-	-	1	1	-	1	-	-	0			3
		2015	-	1	-	-	-	-	-	-	-	-	-	-	1	0.0%	↔	1
	Probates/Wills and Trusts - Level 2	2014	-	-	-	1	2	-	-	-	1	-	-	3	0			7
		2015	1	-	-	-	-	-	-	-	-	-	-	-	1	0.0%	↔	1
	Uncontested Divorce	2014	3	7	10	5	5	9	7	10	1	5	3	5	20			70
		2015	5	3	7	-	-	-	-	-	-	-	-	-	15	-25.0%	▼	15
Criminal	Misdemeanor	2014	30	12	16	22	9	8	25	6	19	22	11	11	58			191
		2015	25	20	21	-	-	-	-	-	-	-	-	-	66	13.8%	▲	66
	Non-Capital Felonies and Related Matters	2014	55	17	73	78	32	13	75	19	47	21	54	53	145			537
		2015	56	62	22	-	-	-	-	-	-	-	-	-	140	-3.4%	▼	140
	Other Criminally Related Matters	2014	7	5	7	6	2	5	3	-	5	5	5	3	19			53
		2015	3	3	5	-	-	-	-	-	-	-	-	-	11	-42.1%	▼	11
Other	Miscellaneous	2014	94	71	77	76	62	41	64	61	74	69	49	84	242			822
		2015	54	53	74	-	-	-	-	-	-	-	-	-	181	-25.2%	▼	181
	Other	2014	25	16	14	16	18	24	19	9	13	29	19	12	55			214
			2015	20	22	21	-	-	-	-	-	-	-	-	63	14.5%	▲	63

Court: Madison Circuit

Start/End Date: Jan-14 / Mar-15

2014 Average Month: 62

Jan-Mar 2014: 235

Filings Trending: Downward ▼

Circuit/Court ID: 16 216113

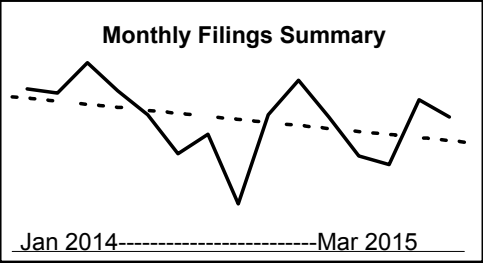
Type of Case: Filings

2015 Average Month:57

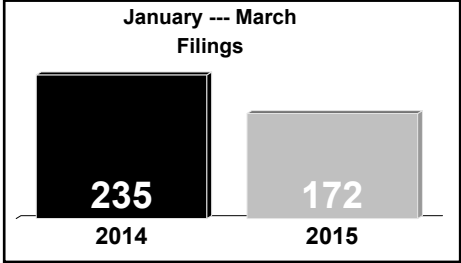
Jan-Mar 2015 : 172

Overall AVG. Month: 61

Monthly Filings Summary



January --- March Filings



	Jan	Feb	Mar	Apr	May	Jun	Jul	Aug	Sep	Oct	Nov	Dec	Thru Mar	% Change	Trending	Total
2014	75	73	87	74	63	45	54	22	63	79	62	44	235			741
2015	40	70	62	-	-	-	-	-	-	-	-	-	172	-26.8%	▼	172

			Jan	Feb	Mar	Apr	May	Jun	Jul	Aug	Sep	Oct	Nov	Dec	Thru Mar	% Change	Trending	Total
Civil	Contested Divorce	2014	1	3	-	2	-	1	2	2	-	-	1	2	4			14
		2015	-	-	1	-	-	-	-	-	-	-	-	-	1	-75.0%	▼	1
	Domestic and Family - Level 1	2014	-	-	-	-	-	2	-	1	-	4	2	2	0			11
		2015	-	2	2	-	-	-	-	-	-	-	-	-	4	0.0%	↔	4
	Domestic and Family - Level 2	2014	1	-	-	1	-	-	1	1	-	-	-	1	1			5
		2015	1	1	3	-	-	-	-	-	-	-	-	-	5	400.0%	▲	5
	General Civil - Level 1	2014	-	-	-	-	-	-	-	-	-	-	-	1	0			1
	General Civil - Level 2	2014	1	-	-	2	2	1	3	1	-	2	2	1	1	0.0%	↔	15
		2015	-	1	3	-	-	-	-	-	-	-	-	-	4	300.0%	▲	4
	General Civil - Level 3	2014	-	1	-	1	1	4	-	1	1	1	-	1	1			11
		2015	-	1	1	-	-	-	-	-	-	-	-	-	2	100.0%	▲	2
	Probates/Wills and Trusts	2014	-	-	-	-	-	-	-	-	-	-	-	1	0			1
Criminal	Probates/Wills and Trusts	2014	-	-	-	1	-	-	-	1	-	1	-	-	0	0.0%	↔	3
	Uncontested Divorce	2014	1	2	-	5	4	2	4	-	5	1	1	-	3	0.0%	↔	25
		2015	1	2	2	-	-	-	-	-	-	-	-	-	5	66.7%	▲	5
	Misdemeanor	2014	2	7	1	4	3	1	3	-	-	8	4	10	10			43
		2015	2	10	8	-	-	-	-	-	-	-	-	-	20	100.0%	▲	20
	Non-Capital Felonies and Related Matters	2014	11	11	27	8	17	6	4	6	6	23	20	6	49			145
Other		2015	2	9	3	-	-	-	-	-	-	-	-	-	14	-71.4%	▼	14
	Other Criminally Related Matters	2014	-	2	-	1	5	-	2	-	-	3	-	2	2			15
		2015	-	4	-	-	-	-	-	-	-	-	-	-	4	100.0%	▲	4
	Miscellaneous	2014	50	31	50	42	27	22	30	7	38	28	25	14	131			364
		2015	26	25	23	-	-	-	-	-	-	-	-	-	74	-43.5%	▼	74
	Other	2014	8	16	9	7	4	6	5	2	13	8	7	3	33			88
		2015	8	15	16	-	-	-	-	-	-	-	-	-	39	18.2%	▲	39

Court: Orange Circuit

Start/End Date: Jan-14 / Mar-15

2014 Average Month: 167

Jan-Mar 2014: 405

Filings Trending: Upward ▲

Circuit/Court ID: 16 216137


Type of Case: Filings

2015 Average Month:149

Jan-Mar 2015 : 447

Overall AVG. Month: 164

Monthly Filings Summary



January --- March Filings

405

2014

447

2015

	Jan	Feb	Mar	Apr	May	Jun	Jul	Aug	Sep	Oct	Nov	Dec	Thru Mar	% Change	Trending	Total
2014	135	110	160	203	176	112	281	152	189	154	240	97	405			2,009
2015	140	97	210	-	-	-	-	-	-	-	-	-	447	10.4%	▲	447

			Jan	Feb	Mar	Apr	May	Jun	Jul	Aug	Sep	Oct	Nov	Dec	Thru Mar	% Change	Trending	Total
Civil	Administrative Law	2014	-	1	1	1	-	-	-	-	-	-	-	-	2			3
		2015	-	1	-	-	-	-	-	-	-	-	-	-	1	-50.0%	▼	1
	Contested Divorce	2014	-	2	3	2	-	3	3	2	6	2	1	2	5			26
		2015	3	2	5	-	-	-	-	-	-	-	-	-	10	100.0%	▲	10
	Domestic and Family - Level 1	2014	2	4	-	4	1	2	1	3	-	3	-	-	6			20
		2015	4	4	1	-	-	-	-	-	-	-	-	-	9	50.0%	▲	9
	Domestic and Family - Level 2	2014	2	2	3	3	4	5	3	2	2	2	1	-	7			29
		2015	3	-	2	-	-	-	-	-	-	-	-	-	5	-28.6%	▼	5
	General Civil - Level 1	2014	-	-	-	1	-	-	2	-	-	-	-	-	0			3
		2015	2	2	4	3	8	4	8	5	4	4	3	4	8	0.0%	↔	51
	General Civil - Level 2	2014	2	2	4	3	8	4	8	5	4	4	3	4	8			51
		2015	4	3	5	-	-	-	-	-	-	-	-	-	12	50.0%	▲	12
Criminal	General Civil - Level 3	2014	2	8	15	5	4	4	13	8	4	7	5	-	25			75
		2015	5	5	7	-	-	-	-	-	-	-	-	-	17	-32.0%	▼	17
	Probates/Wills and Trusts	2014	1	-	1	-	2	-	-	2	1	1	1	-	2			9
		2015	11	7	6	8	6	3	5	7	4	5	6	4	24			72
	Uncontested Divorce	2014	11	7	6	8	6	3	5	7	4	5	6	4	24			72
		2015	6	4	6	-	-	-	-	-	-	-	-	-	16	-33.3%	▼	16
	Misdemeanor	2014	7	3	8	11	20	7	24	3	25	19	39	2	18			168
		2015	13	1	24	-	-	-	-	-	-	-	-	-	38	111.1%	▲	38
	Non-Capital Felonies and Related Matters	2014	39	14	33	76	68	28	149	50	63	42	133	24	86			719
		2015	60	24	95	-	-	-	-	-	-	-	-	-	179	108.1%	▲	179
	Other Criminally Related Matters	2014	3	-	-	4	1	1	8	1	8	4	2	5	3			37
		2015	-	3	3	-	-	-	-	-	-	-	-	-	6	100.0%	▲	6
Other	Miscellaneous	2014	64	67	85	85	61	50	63	65	69	60	47	54	216			770
		2015	42	48	60	-	-	-	-	-	-	-	-	-	150	-30.6%	▼	150
	Other	2014	2	-	1	-	1	5	2	4	3	5	2	2	3			27
			2015	-	2	2	-	-	-	-	-	-	-	-	4	33.3%	▲	4

Court: Charlottesville Circuit

Start/End Date: Jan-14 / Mar-15

2014 Average Month: 122

Jan-Mar 2014: 332

Filings Trending: Upward ▲

Circuit/Court ID: 16 216540

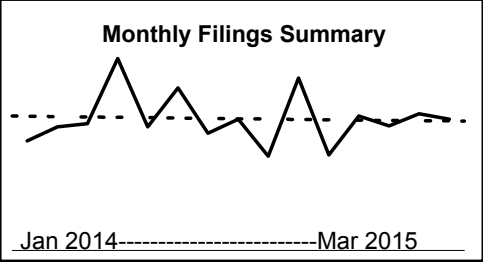
Type of Case: Filings

2015 Average Month:121

Jan-Mar 2015 : 362

Overall AVG. Month: 121

Monthly Filings Summary



January --- March Filings

332

2014

362

2015

	Jan	Feb	Mar	Apr	May	Jun	Jul	Aug	Sep	Oct	Nov	Dec	Thru Mar	% Change	Trending	Total
2014	101	114	117	177	114	150	108	121	87	159	88	124	332			1,460
2015	115	126	121	-	-	-	-	-	-	-	-	-	362	9.0%	▲	362

			Jan	Feb	Mar	Apr	May	Jun	Jul	Aug	Sep	Oct	Nov	Dec	Thru Mar	% Change	Trending	Total
Civil	Administrative Law	2014	-	1	-	-	1	-	-	1	-	-	-	-	1			3
	Contested Divorce	2014	1	2	1	2	-	3	1	-	2	1	1	2	4			16
		2015	1	1	5	-	-	-	-	-	-	-	-	-	7	75.0%	▲	7
	Domestic and Family - Level 1	2014	4	-	6	2	-	4	-	1	1	-	1	-	10			19
		2015	4	3	2	-	-	-	-	-	-	-	-	-	9	-10.0%	▼	9
	Domestic and Family - Level 2	2014	1	3	3	1	1	2	5	-	2	2	3	5	7			28
		2015	3	2	1	-	-	-	-	-	-	-	-	-	6	-14.3%	▼	6
	General Civil - Level 1	2014	-	-	2	-	1	-	-	2	1	1	1	-	2			8
		2015	1	2	-	-	-	-	-	-	-	-	-	-	3	50.0%	▲	3
	General Civil - Level 2	2014	11	7	11	11	7	5	11	8	11	11	11	8	29			112
		2015	7	13	11	-	-	-	-	-	-	-	-	-	31	6.9%	▲	31
	General Civil - Level 3	2014	6	12	4	6	4	4	8	4	9	9	4	7	22			77
		2015	4	7	7	-	-	-	-	-	-	-	-	-	18	-18.2%	▼	18
	Probates/Wills and Trusts	2015	1	-	-	-	-	-	-	-	-	-	-	-	1			1
	Probates/Wills and Trusts - Level 2	2014	-	-	1	1	2	1	-	-	1	-	-	2	1			8
Criminal		2015	1	1	1	-	-	-	-	-	-	-	-	-	3	200.0%	▲	3
	Uncontested Divorce	2014	1	-	1	1	2	2	5	2	1	4	3	3	2			25
		2015	3	-	5	-	-	-	-	-	-	-	-	-	8	300.0%	▲	8
	Misdemeanor	2014	16	8	7	20	17	12	9	12	17	33	12	19	31			182
		2015	15	16	4	-	-	-	-	-	-	-	-	-	35	12.9%	▲	35
Other	Non-Capital Felonies and Related Matters	2014	40	62	53	105	51	90	50	71	25	71	36	50	155			704
		2015	46	55	63	-	-	-	-	-	-	-	-	-	164	5.8%	▲	164
	Other Criminally Related Matters	2014	3	1	3	5	5	2	4	1	1	2	4	5	7			36
		2015	3	3	2	-	-	-	-	-	-	-	-	-	8	14.3%	▲	8
Other	Miscellaneous	2014	18	18	25	23	23	25	15	18	16	25	12	23	61			241
		2015	26	23	20	-	-	-	-	-	-	-	-	-	69	13.1%	▲	69
	Other	2014	-	-	-	-	-	-	-	1	-	-	-	-	0			1

Court: Arlington Circuit

Start/End Date: Jan-14 / Mar-15

2014 Average Month: 752

Jan-Mar 2014: 2,259

Filings Trending: Steady ↔

Circuit/Court ID: 17 217013

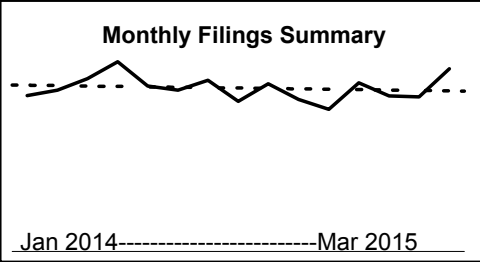
Type of Case: Filings

2015 Average Month:758

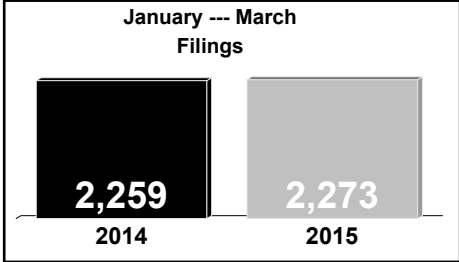
Jan-Mar 2015 : 2,273

Overall AVG. Month: 753

Monthly Filings Summary



January --- March Filings



	Jan	Feb	Mar	Apr	May	Jun	Jul	Aug	Sep	Oct	Nov	Dec	Thru Mar	% Change	Trending	Total
2014	718	744	797	875	763	743	789	692	773	701	656	777	2,259			9,028
2015	717	713	843	-	-	-	-	-	-	-	-	-	2,273	0.6%	▲	2,273

			Jan	Feb	Mar	Apr	May	Jun	Jul	Aug	Sep	Oct	Nov	Dec	Thru Mar	% Change	Trending	Total
Civil	Administrative Law	2014	-	1	-	2	-	1	1	-	-	-	1	1	1			7
		2015	1	1	2	-	-	-	-	-	-	-	-	-	4	300.0%	▲	4
	Contested Divorce	2014	10	11	15	9	10	13	11	8	10	13	8	7	36			125
		2015	10	11	14	-	-	-	-	-	-	-	-	-	35	-2.8%	▼	35
	Domestic and Family - Level 1	2014	2	6	2	5	6	4	9	6	16	14	7	6	10			83
		2015	8	11	8	-	-	-	-	-	-	-	-	-	27	170.0%	▲	27
	Domestic and Family - Level 2	2014	5	8	6	7	8	10	2	5	9	10	10	7	19			87
		2015	7	8	6	-	-	-	-	-	-	-	-	-	21	10.5%	▲	21
	General Civil - Level 1	2014	2	1	-	-	3	1	1	2	1	2	-	2	3			15
		2015	1	2	4	-	-	-	-	-	-	-	-	-	7	133.3%	▲	7
	General Civil - Level 2	2014	36	38	32	47	31	34	33	28	42	45	25	38	106			429
		2015	39	23	37	-	-	-	-	-	-	-	-	-	99	-6.6%	▼	99
	General Civil - Level 3	2014	10	7	12	8	9	21	14	8	8	12	7	10	29			126
		2015	7	8	15	-	-	-	-	-	-	-	-	-	30	3.4%	▲	30
	Probates/Wills and Trusts - Level 1	2014	2	4	2	2	-	3	3	1	2	1	-	3	8			23
		2015	-	-	2	-	-	-	-	-	-	-	-	-	2	-75.0%	▼	2
	Probates/Wills and Trusts - Level 2	2014	10	6	7	9	9	13	8	9	6	10	9	5	23			101
		2015	8	5	11	-	-	-	-	-	-	-	-	-	24	4.3%	▲	24
Criminal	Protective Orders	2014	-	1	2	-	-	-	-	-	-	-	-	-	3			3
		2015	28	29	45	31	25	23	22	27	31	25	21	33	102			340
	Uncontested Divorce	2014	28	29	45	31	25	23	22	27	31	25	21	33	102			340
		2015	31	15	29	-	-	-	-	-	-	-	-	-	75	-26.5%	▼	75
	Misdemeanor	2014	50	74	70	72	91	41	46	70	58	35	57	50	194			714
		2015	43	52	71	-	-	-	-	-	-	-	-	-	166	-14.4%	▼	166
	Non-Capital Felonies and Related Matters	2014	202	219	275	290	254	210	236	215	206	184	225	209	696			2,725
		2015	190	191	232	-	-	-	-	-	-	-	-	-	613	-11.9%	▼	613
	Other Criminally Related Matters	2014	72	80	27	54	41	49	131	38	97	68	44	119	179			820
		2015	86	50	114	-	-	-	-	-	-	-	-	-	250	39.7%	▲	250
Other	Miscellaneous	2014	159	144	169	158	143	144	153	159	155	156	137	125	472			1,802
		2015	162	160	146	-	-	-	-	-	-	-	-	-	468	-0.8%	▼	468
	Other	2014	130	115	133	181	133	176	119	116	132	126	105	162	378			1,628
		2015	124	176	152	-	-	-	-	-	-	-	-	-	452	19.6%	▲	452

Court: Fauquier Circuit

Start/End Date: Jan-14 / Mar-15

2014 Average Month: 300

Jan-Mar 2014: 899

Filings Trending: Downward ▼

Circuit/Court ID: 20 220061

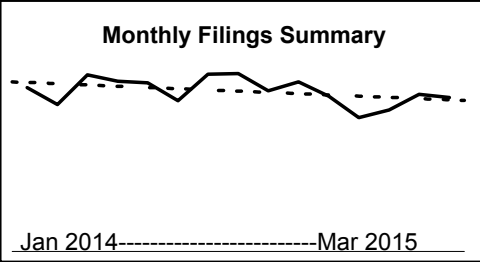
Type of Case: Filings

2015 Average Month:278

Jan-Mar 2015 : 835

Overall AVG. Month: 296

Monthly Filings Summary



January --- March Filings

899

2014

835

2015

	Jan	Feb	Mar	Apr	May	Jun	Jul	Aug	Sep	Oct	Nov	Dec	Thru Mar	% Change	Trending	Total
2014	302	271	326	314	311	278	327	328	296	313	286	247	899			3,599
2015	261	290	284	-	-	-	-	-	-	-	-	-	835	-7.1%	▼	835

			Jan	Feb	Mar	Apr	May	Jun	Jul	Aug	Sep	Oct	Nov	Dec	Thru Mar	% Change	Trending	Total
Civil	Administrative Law	2014	1	-	1	-	1	-	1	1	-	-	-	-	2			5
	Contested Divorce	2014	9	6	7	7	9	3	11	3	2	6	3	7	22			73
		2015	5	5	6	-	-	-	-	-	-	-	-	-	16	-27.3%	▼	16
	Domestic and Family - Level 1	2014	1	2	3	8	2	4	2	3	3	2	2	1	6			33
		2015	3	3	-	-	-	-	-	-	-	-	-	-	6	0.0%	↔	6
	Domestic and Family - Level 2	2014	2	2	1	1	3	1	4	2	1	1	5	4	5			27
		2015	1	2	5	-	-	-	-	-	-	-	-	-	8	60.0%	▲	8
	General Civil - Level 1	2014	-	2	-	2	1	1	-	1	1	-	2	-	2			10
		2015	1	-	2	-	-	-	-	-	-	-	-	-	3	50.0%	▲	3
	General Civil - Level 2	2014	12	5	9	17	17	17	10	10	13	11	6	10	26			137
		2015	7	15	20	-	-	-	-	-	-	-	-	-	42	61.5%	▲	42
	General Civil - Level 3	2014	2	5	9	3	6	5	8	10	4	9	4	4	16			69
		2015	2	2	1	-	-	-	-	-	-	-	-	-	5	-68.8%	▼	5
	Probates/Wills and Trusts - Level 1	2014	-	1	-	1	-	-	-	-	-	-	-	-	1			2
		2015	-	-	1	-	-	-	-	-	-	-	-	-	1	0.0%	↔	1
	Probates/Wills and Trusts - Level 2	2014	-	1	1	2	1	-	1	2	-	3	-	1	2			12
		2015	1	5	-	-	-	-	-	-	-	-	-	-	6	200.0%	▲	6
	Protective Orders	2014	1	-	-	-	1	-	1	2	-	1	-	1	1			7
		2015	1	1	1	-	-	-	-	-	-	-	-	-	3	200.0%	▲	3
	Uncontested Divorce	2014	9	13	16	10	17	9	11	13	15	9	11	12	38			145
		2015	6	14	11	-	-	-	-	-	-	-	-	-	31	-18.4%	▼	31
Criminal	Misdemeanor	2014	16	25	27	26	24	16	31	15	19	24	43	31	68			297
		2015	14	22	17	-	-	-	-	-	-	-	-	-	53	-22.1%	▼	53
	Non-Capital Felonies and Related Matters	2014	67	56	62	53	83	65	91	127	75	54	84	44	185			861
		2015	85	53	80	-	-	-	-	-	-	-	-	-	218	17.8%	▲	218
	Other Criminally Related Matters	2014	3	4	8	7	8	4	8	6	5	10	3	2	15			68
		2015	7	1	4	-	-	-	-	-	-	-	-	-	12	-20.0%	▼	12
Other	Miscellaneous	2014	149	111	151	133	107	100	102	85	107	141	101	104	411			1,391
		2015	103	129	131	-	-	-	-	-	-	-	-	-	363	-11.7%	▼	363
	Other	2014	30	38	31	44	31	53	46	48	51	42	22	26	99			462
		2015	25	38	5	-	-	-	-	-	-	-	-	-	68	-31.3%	▼	68

Court: Loudoun Circuit

Start/End Date: Jan-14 / Mar-15

2014 Average Month: 808

Jan-Mar 2014: 2,518

Filings Trending: Downward ▼

Circuit/Court ID: 20 220107

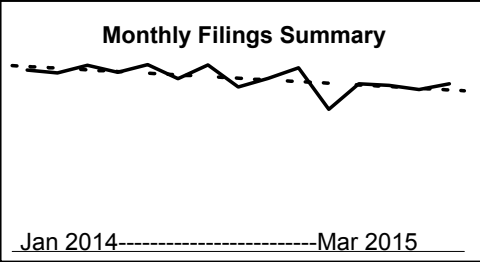
Type of Case: Filings

2015 Average Month:762

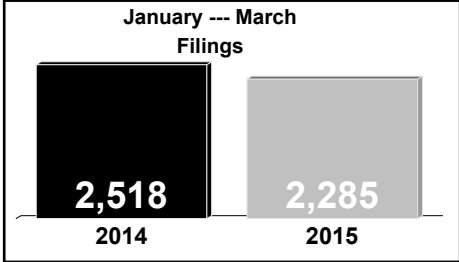
Jan-Mar 2015 : 2,285

Overall AVG. Month: 798

Monthly Filings Summary



January --- March Filings



	Jan	Feb	Mar	Apr	May	Jun	Jul	Aug	Sep	Oct	Nov	Dec	Thru Mar	% Change	Trending	Total
2014	837	823	858	826	862	796	860	758	798	846	655	773	2,518			9,692
2015	765	747	773	-	-	-	-	-	-	-	-	-	2,285	-9.3%	▼	2,285

			Jan	Feb	Mar	Apr	May	Jun	Jul	Aug	Sep	Oct	Nov	Dec	Thru Mar	% Change	Trending	Total
Civil	Administrative Law	2014	2	1	-	1	-	1	2	2	2	4	1	2	3			18
		2015	7	3	3	-	-	-	-	-	-	-	-	-	13	333.3%	▲	13
	Contested Divorce	2014	24	20	25	22	28	26	16	15	14	17	14	25	69			246
		2015	16	16	27	-	-	-	-	-	-	-	-	-	59	-14.5%	▼	59
	Domestic and Family - Level 1	2014	17	9	28	9	7	23	7	5	6	12	6	11	54			140
		2015	31	23	29	-	-	-	-	-	-	-	-	-	83	53.7%	▲	83
	Domestic and Family - Level 2	2014	11	8	13	20	18	16	14	15	9	19	5	10	32			158
		2015	10	7	13	-	-	-	-	-	-	-	-	-	30	-6.3%	▼	30
	General Civil - Level 1	2014	2	3	2	2	2	1	2	4	4	-	-	1	7			23
		2015	-	2	-	-	-	-	-	-	-	-	-	-	2	-71.4%	▼	2
	General Civil - Level 2	2014	51	38	37	56	56	48	39	32	42	50	38	51	126			538
		2015	24	47	45	-	-	-	-	-	-	-	-	-	116	-7.9%	▼	116
	General Civil - Level 3	2014	28	20	19	38	32	32	23	23	31	28	18	24	67			316
		2015	22	18	25	-	-	-	-	-	-	-	-	-	65	-3.0%	▼	65
	Probates/Wills and Trusts	2014	-	-	-	-	-	1	-	-	1	-	-	-	0			2
Probates/Wills and Trusts - Level 2	2014	5	4	11	5	9	6	6	13	12	9	10	9	20	0.0%	↔	99	
	2015	9	7	8	-	-	-	-	-	-	-	-	-	24	20.0%	▲	24	
Uncontested Divorce	2014	56	44	64	63	68	49	67	42	61	62	54	52	164			682	
	2015	53	51	55	-	-	-	-	-	-	-	-	-	159	-3.0%	▼	159	
Criminal	Capital Murder	2015	-	5	-	-	-	-	-	-	-	-	-	5			5	
	Misdemeanor	2014	46	45	57	30	69	50	70	50	38	56	41	54	148			606
		2015	38	41	36	-	-	-	-	-	-	-	-	-	115	-22.3%	▼	115
	Non-Capital Felonies and Related Matters	2014	86	157	77	106	149	100	166	103	139	119	130	127	320			1,459
		2015	119	99	109	-	-	-	-	-	-	-	-	-	327	2.2%	▲	327
Other Criminally Related Matters	2014	19	17	34	44	39	41	30	47	40	58	46	31	70			446	
	2015	29	35	31	-	-	-	-	-	-	-	-	-	95	35.7%	▲	95	
Other	Miscellaneous	2014	465	403	465	410	378	355	412	405	399	412	291	374	1,333			4,769
		2015	407	393	389	-	-	-	-	-	-	-	-	-	1,189	-10.8%	▼	1,189
	Other	2014	25	54	26	20	7	47	6	2	-	-	1	2	105			190
		2015	-	-	3	-	-	-	-	-	-	-	-	3	-97.1%	▼	3	

Court: Rappahannock Circuit

Start/End Date: Jan-14 / Mar-15

2014 Average Month: 36

Jan-Mar 2014: 126

Filings Trending: Downward ▼

Circuit/Court ID: 20 220157


Type of Case: Filings

2015 Average Month:34

Jan-Mar 2015 : 101


Overall AVG. Month: 36

Monthly Filings Summary



Jan 2014-----Mar 2015

January --- March Filings



126 2014 101 2015

	Jan	Feb	Mar	Apr	May	Jun	Jul	Aug	Sep	Oct	Nov	Dec	Thru Mar	% Change	Trending	Total
2014	50	31	45	38	23	49	28	31	40	42	24	33	126			434
2015	31	29	41	-	-	-	-	-	-	-	-	-	101	-19.8%	▼	101

			Jan	Feb	Mar	Apr	May	Jun	Jul	Aug	Sep	Oct	Nov	Dec	Thru Mar	% Change	Trending	Total
Civil	Contested Divorce	2014	-	-	-	-	-	-	-	-	-	1	-	-	0			1
		2015	-	3	1	-	-	-	-	-	-	-	-	-	4	0.0%	↔	4
	Domestic and Family - Lev	2014	-	-	-	-	-	1	1	1	-	-	-	-	0			3
		2014	-	-	-	-	1	1	1	-	-	-	-	3	0	0.0%	↔	6
	General Civil - Level 1	2014	-	-	-	-	-	-	-	-	-	-	1	1	0	0.0%	↔	2
		2014	1	-	-	2	2	-	1	2	-	3	-	-	1	0.0%	↔	11
	General Civil - Level 2	2015	-	-	6	-	-	-	-	-	-	-	-	-	6	500.0%	▲	6
		2014	2	-	-	2	-	-	-	-	-	-	-	1	2			5
	General Civil - Level 3	2015	3	-	-	-	-	-	-	-	-	-	-	-	3	50.0%	▲	3
		2015	1	-	-	-	-	-	-	-	-	-	-	-	1			1
Criminal	Uncontested Divorce	2014	1	-	1	1	-	1	3	1	-	1	2	1	2			12
		2015	1	2	-	-	-	-	-	-	-	-	-	-	3	50.0%	▲	3
	Misdemeanor	2014	3	3	3	5	-	8	1	2	2	2	5	3	9			37
		2015	4	2	2	-	-	-	-	-	-	-	-	-	8	-11.1%	▼	8
	Non-Capital Felonies and Related Matters	2014	8	1	9	1	5	-	2	2	15	11	3	4	18			61
		2015	8	2	11	-	-	-	-	-	-	-	-	-	21	16.7%	▲	21
	Other Criminally Related Matters	2014	-	1	-	-	-	3	-	-	1	-	-	2	1			7
		2015	-	-	1	-	-	-	-	-	-	-	-	-	1	0.0%	↔	1
	Miscellaneous	2014	15	18	19	19	8	19	15	14	10	19	10	18	52			184
		2015	8	13	14	-	-	-	-	-	-	-	-	-	35	-32.7%	▼	35
Other	Other	2014	20	8	13	8	7	16	4	9	12	5	3	-	41			105
		2015	6	7	6	-	-	-	-	-	-	-	-	-	19	-53.7%	▼	19

Court: Henry Circuit

Start/End Date: Jan-14 / Mar-15

2014 Average Month: 319

Jan-Mar 2014: 1,042

Filings Trending: Steady ⇄

Circuit/Court ID: 21 221089


Type of Case: Filings

2015 Average Month:353

Jan-Mar 2015 : 1,059


Overall AVG. Month: 325

Monthly Filings Summary



Jan 2014-----Mar 2015

January --- March Filings



1,042 2014 1,059 2015

	Jan	Feb	Mar	Apr	May	Jun	Jul	Aug	Sep	Oct	Nov	Dec	Thru Mar	% Change	Trending	Total
2014	380	249	413	358	347	328	348	218	330	253	315	284	1,042			3,823
2015	364	294	401	-	-	-	-	-	-	-	-	-	1,059	1.6%	▲	1,059

			Jan	Feb	Mar	Apr	May	Jun	Jul	Aug	Sep	Oct	Nov	Dec	Thru Mar	% Change	Trending	Total
Civil	Administrative Law	2014	-	2	-	-	1	-	1	-	-	-	-	-	2			4
	Contested Divorce	2014	1	6	7	4	5	6	8	9	7	7	6	4	14			70
		2015	2	14	10	-	-	-	-	-	-	-	-	-	26	85.7%	▲	26
	Domestic and Family - Level 1	2014	13	1	5	6	4	4	5	10	7	1	1	14	19			71
		2015	2	6	5	-	-	-	-	-	-	-	-	-	13	-31.6%	▼	13
	Domestic and Family - Level 2	2014	1	1	-	2	3	1	2	3	3	1	2	2	2			21
		2015	-	3	1	-	-	-	-	-	-	-	-	-	4	100.0%	▲	4
	General Civil - Level 1	2014	2	-	-	-	-	-	-	1	-	-	-	1	2			4
		2015	-	-	1	-	-	-	-	-	-	-	-	-	1	-50.0%	▼	1
	General Civil - Level 2	2014	6	2	7	6	4	4	4	16	7	5	5	5	15			71
		2015	9	4	6	-	-	-	-	-	-	-	-	-	19	26.7%	▲	19
	General Civil - Level 3	2014	6	4	17	9	2	-	5	2	1	7	7	1	27			61
		2015	1	7	9	-	-	-	-	-	-	-	-	-	17	-37.0%	▼	17
	Probates/Wills and Trusts - Level 1	2014	1	-	-	-	-	-	-	-	-	-	-	-	1			1
		2015	-	-	1	-	-	-	-	-	-	-	-	-	1	0.0%	⇄	1
	Probates/Wills and Trusts - Level 2	2014	1	2	3	1	1	-	-	2	2	1	-	2	6			15
		2015	1	1	3	-	-	-	-	-	-	-	-	-	5	-16.7%	▼	5
Criminal	Uncontested Divorce	2014	16	14	23	12	10	13	18	19	8	14	14	15	53			176
		2015	14	24	22	-	-	-	-	-	-	-	-	-	60	13.2%	▲	60
	Misdemeanor	2014	36	39	35	54	46	44	53	30	28	41	55	37	110			498
		2015	46	18	64	-	-	-	-	-	-	-	-	-	128	16.4%	▲	128
	Non-Capital Felonies and Related Matters	2014	139	56	122	72	175	66	132	52	166	59	92	59	317			1,190
		2015	147	58	137	-	-	-	-	-	-	-	-	-	342	7.9%	▲	342
Other	Other Criminally Related Matters	2014	11	1	7	8	3	9	5	3	6	4	11	14	19			82
		2015	2	7	16	-	-	-	-	-	-	-	-	-	25	31.6%	▲	25
	Miscellaneous	2014	133	99	122	112	82	104	93	50	69	82	22	98	354			1,066
		2015	126	115	91	-	-	-	-	-	-	-	-	-	332	-6.2%	▼	332
	Other	2014	14	22	65	72	11	77	22	21	26	31	100	32	101			493
		2015	14	37	35	-	-	-	-	-	-	-	-	-	86	-14.9%	▼	86

Court: Patrick Circuit

Start/End Date: Jan-14 / Mar-15

2014 Average Month: 139

Jan-Mar 2014: 449

Filings Trending: Downward ▼

Circuit/Court ID: 21 221141


Type of Case: Filings

2015 Average Month:110

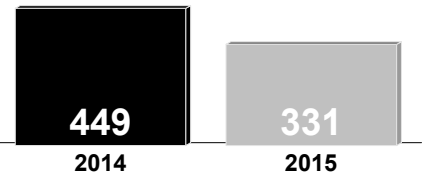
Jan-Mar 2015 : 331

Overall AVG. Month: 133

Monthly Filings Summary



January --- March Filings



	Jan	Feb	Mar	Apr	May	Jun	Jul	Aug	Sep	Oct	Nov	Dec	Thru Mar	% Change	Trending	Total
2014	161	97	191	182	87	73	131	121	225	151	101	146	449			1,666
2015	62	145	124	-	-	-	-	-	-	-	-	-	331	-26.3%	▼	331

			Jan	Feb	Mar	Apr	May	Jun	Jul	Aug	Sep	Oct	Nov	Dec	Thru Mar	% Change	Trending	Total
Civil	Administrative Law	2014	-	-	-	-	-	-	-	-	-	1	-	-	0			1
	Contested Divorce	2014	-	3	3	5	2	4	-	3	2	1	1	2	6	0.0%	↔	26
		2015	3	1	2	-	-	-	-	-	-	-	-	-	6	0.0%	↔	6
	Domestic and Family - Level 1	2014	-	2	-	10	6	2	-	-	-	-	3	3	2			26
		2015	1	5	1	-	-	-	-	-	-	-	-	-	7	250.0%	▲	7
	Domestic and Family - Level 2	2014	-	-	-	1	-	1	-	2	-	-	-	1	0			5
		2015	-	1	-	-	-	-	-	-	-	-	-	-	1	0.0%	↔	1
	General Civil - Level 1	2014	-	-	-	-	-	-	-	-	-	1	-	1	0			2
		2015	1	-	-	-	-	-	-	-	-	-	-	-	1	0.0%	↔	1
	General Civil - Level 2	2014	1	-	-	3	2	2	-	4	-	-	1	5	1			18
		2015	4	-	1	-	-	-	-	-	-	-	-	-	5	400.0%	▲	5
	General Civil - Level 3	2014	1	-	-	2	3	-	-	2	1	4	3	2	1			18
		2015	6	3	-	-	-	-	-	-	-	-	-	-	9	800.0%	▲	9
	Probates/Wills and Trusts	2015	-	1	-	-	-	-	-	-	-	-	-	-	1			1
	Probates/Wills and Trusts	2014	-	-	-	-	-	-	-	1	-	1	-	-	0			2
Criminal	Protective Orders	2014	-	-	-	-	-	-	-	2	-	-	-	-	0	0.0%	↔	2
	Uncontested Divorce	2014	2	7	9	2	2	3	5	3	5	7	4	1	18	0.0%	↔	50
		2015	7	7	7	-	-	-	-	-	-	-	-	-	21	16.7%	▲	21
	Misdemeanor	2014	36	14	29	27	9	14	18	15	9	28	14	11	79			224
		2015	4	11	33	-	-	-	-	-	-	-	-	-	48	-39.2%	▼	48
Oth	Non-Capital Felonies and Related Matters	2014	48	32	116	54	33	42	50	18	151	37	25	57	196			663
		2015	16	44	41	-	-	-	-	-	-	-	-	-	101	-48.5%	▼	101
	Other Criminally Related Matters	2014	19	7	-	21	-	-	22	10	-	27	9	-	26			115
		2015	11	8	-	-	-	-	-	-	-	-	-	-	19	-26.9%	▼	19
	Miscellaneous	2014	54	32	34	57	30	5	36	61	57	44	41	63	120			514
		2015	9	64	39	-	-	-	-	-	-	-	-	-	112	-6.7%	▼	112

Court: Martinsville Circuit

Start/End Date: Jan-14 / Mar-15

2014 Average Month: 105

Jan-Mar 2014: 312

Filings Trending: Upward ▲

Circuit/Court ID: 21 221690

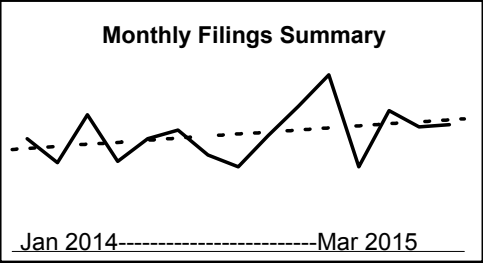
Type of Case: Filings

2015 Average Month:121

Jan-Mar 2015 : 362

Overall AVG. Month: 108

Monthly Filings Summary



January --- March Filings

312

2014

362

2015

	Jan	Feb	Mar	Apr	May	Jun	Jul	Aug	Sep	Oct	Nov	Dec	Thru Mar	% Change	Trending	Total
2014	104	82	126	83	104	112	89	78	107	134	163	78	312			1,260
2015	130	115	117	-	-	-	-	-	-	-	-	-	362	16.0%	▲	362

			Jan	Feb	Mar	Apr	May	Jun	Jul	Aug	Sep	Oct	Nov	Dec	Thru Mar	% Change	Trending	Total
Civil	Administrative Law	2014	-	-	-	1	-	-	-	1	-	-	-	-	0			2
	Contested Divorce	2014	1	-	1	1	2	-	2	1	-	1	-	2	2	0.0%	↔	11
		2015	1	1	6	-	-	-	-	-	-	-	-	-	8	300.0%	▲	8
	Domestic and Family - Level 1	2014	-	-	-	1	-	-	2	1	-	13	1	-	0			18
		2015	-	1	2	-	-	-	-	-	-	-	-	-	3	0.0%	↔	3
	Domestic and Family - Level 2	2014	-	-	-	-	-	-	-	-	-	-	2	-	0			2
		2015	-	1	-	-	-	-	-	-	-	-	-	-	1	0.0%	↔	1
	General Civil - Level 1	2014	-	-	-	-	1	-	-	-	1	-	-	-	0			2
		2015	4	-	1	-	-	-	-	-	-	-	-	-	5	0.0%	↔	5
	General Civil - Level 2	2014	2	1	9	1	3	2	1	1	6	1	1	5	12			33
		2015	2	2	3	-	-	-	-	-	-	-	-	-	7	-41.7%	▼	7
	General Civil - Level 3	2014	5	2	3	2	1	1	2	1	-	1	1	1	10			20
		2015	1	1	-	-	-	-	-	-	-	-	-	-	2	-80.0%	▼	2
	Probates/Wills and Trusts - Level 2	2014	1	1	-	1	-	-	1	-	-	-	1	-	2			5
		2015	1	-	-	-	-	-	-	-	-	-	-	-	1	-50.0%	▼	1
Criminal	Uncontested Divorce	2014	-	2	3	3	1	3	1	1	1	1	3	1	5			20
		2015	4	8	8	-	-	-	-	-	-	-	-	-	20	300.0%	▲	20
	Misdemeanor	2014	20	8	8	20	15	26	6	12	31	30	34	14	36			224
		2015	23	12	16	-	-	-	-	-	-	-	-	-	51	41.7%	▲	51
Other	Non-Capital Felonies and Related Matters	2014	38	40	55	20	50	42	47	37	34	55	81	31	133			530
		2015	55	67	33	-	-	-	-	-	-	-	-	-	155	16.5%	▲	155
	Other Criminally Related Matters	2014	4	2	6	7	4	13	1	3	6	11	14	7	12			78
		2015	8	4	19	-	-	-	-	-	-	-	-	-	31	158.3%	▲	31
Other	Miscellaneous	2014	16	19	23	16	21	15	15	16	16	11	19	14	58			201
		2015	13	11	16	-	-	-	-	-	-	-	-	-	40	-31.0%	▼	40
	Other	2014	17	7	18	10	6	10	11	4	12	10	6	3	42			114
			2015	18	7	13	-	-	-	-	-	-	-	-	38	-9.5%	▼	38

Court: Franklin County Circuit

Start/End Date: Jan-14 / Mar-15

2014 Average Month: 285

Jan-Mar 2014: 892

Filings Trending: Upward ▲

Circuit/Court ID: 22 222067

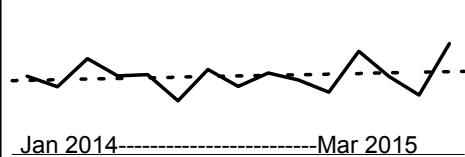
Type of Case: Filings

2015 Average Month:305

Jan-Mar 2015 : 916

Overall AVG. Month: 289

Monthly Filings Summary



January --- March Filings

892

2014

916

2015

	Jan	Feb	Mar	Apr	May	Jun	Jul	Aug	Sep	Oct	Nov	Dec	Thru Mar	% Change	Trending	Total
2014	289	250	353	290	295	198	313	251	301	274	230	381	892			3,425
2015	288	219	409	-	-	-	-	-	-	-	-	-	916	2.7%	▲	916

			Jan	Feb	<u>Mar</u>	Apr	May	Jun	Jul	Aug	Sep	Oct	Nov	Dec	Thru Mar	% Change	Trending	<u>Total</u>
Civil	Administrative Law	2014	1	-	2	-	-	1	-	-	-	-	-	-	3			4
		2015	-	-	2	-	-	-	-	-	-	-	-	-	2	-33.3%	▼	2
	Contested Divorce	2014	4	18	7	9	6	5	8	8	5	3	7	8	29			88
		2015	7	8	12	-	-	-	-	-	-	-	-	-	27	-6.9%	▼	27
	Domestic and Family - Level 1	2014	17	7	5	2	6	3	9	1	11	8	9	12	29			90
		2015	12	10	12	-	-	-	-	-	-	-	-	-	34	17.2%	▲	34
	Domestic and Family - Level 2	2014	2	1	4	1	4	4	4	1	4	2	1	2	7			30
		2015	1	-	2	-	-	-	-	-	-	-	-	-	3	-57.1%	▼	3
	General Civil - Level 1	2014	1	-	1	-	1	1	-	-	-	-	-	-	2			4
		2015	-	-	1	-	-	-	-	-	-	-	-	-	1	-50.0%	▼	1
	General Civil - Level 2	2014	10	8	13	5	13	6	8	9	11	8	9	3	31			103
		2015	4	9	5	-	-	-	-	-	-	-	-	-	18	-41.9%	▼	18
	General Civil - Level 3	2014	16	6	4	6	5	14	13	11	5	6	7	6	26			99
		2015	3	5	3	-	-	-	-	-	-	-	-	-	11	-57.7%	▼	11
	Probates/Wills and Trusts	2014	-	-	-	-	-	-	-	-	-	-	2	-	0			2
Probates/Wills and Trusts - Level 2	2014	1	1	2	-	-	1	1	3	2	3	4	2	4	0.0%	↔	20	
	2015	-	-	3	-	-	-	-	-	-	-	-	-	3	-25.0%	▼	3	
Uncontested Divorce	2014	11	15	17	21	16	11	22	9	18	14	14	13	43			181	
	2015	10	13	19	-	-	-	-	-	-	-	-	-	42	-2.3%	▼	42	
Criminal	Capital Murder	2015	-	2	-	-	-	-	-	-	-	-	-	2			2	
	Misdemeanor	2014	31	22	61	46	71	24	22	88	62	46	54	101	114			628
		2015	33	30	91	-	-	-	-	-	-	-	-	-	154	35.1%	▲	154
	Non-Capital Felonies and Related Matters	2014	58	60	109	97	84	62	122	65	80	87	48	161	227			1,033
		2015	112	56	145	-	-	-	-	-	-	-	-	-	313	37.9%	▲	313
Other Criminally Related Matters	2014	3	3	2	4	5	2	2	2	2	1	4	5	8			35	
	2015	1	3	5	-	-	-	-	-	-	-	-	-	9	12.5%	▲	9	
Other	Miscellaneous	2014	131	109	126	98	82	63	101	54	100	92	72	68	366			1,096
		2015	105	83	108	-	-	-	-	-	-	-	-	-	296	-19.1%	▼	296
	Other	2014	3	-	-	1	2	1	1	-	1	2	1	-	3			12
2015		-	-	1	-	-	-	-	-	-	-	-	-	1	-66.7%	▼	1	

Court: Pittsylvania Circuit

Start/End Date: Jan-14 / Mar-15

2014 Average Month: 288

Jan-Mar 2014: 1,068

Filings Trending: Downward ▼

Circuit/Court ID: 22 222143

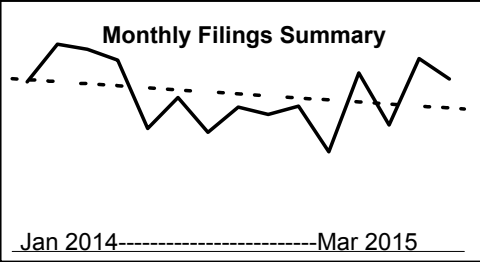
Type of Case: Filings

2015 Average Month:302

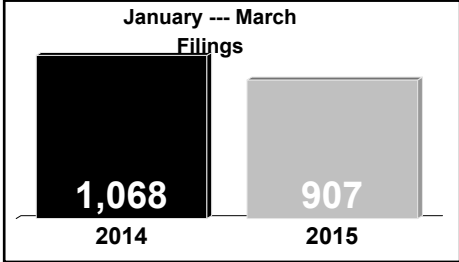
Jan-Mar 2015 : 907

Overall AVG. Month: 291

Monthly Filings Summary



January --- March Filings



	Jan	Feb	Mar	Apr	May	Jun	Jul	Aug	Sep	Oct	Nov	Dec	Thru Mar	% Change	Trending	Total
2014	313	382	373	353	227	284	220	266	253	268	184	329	1,068			3,452
2015	233	356	318	-	-	-	-	-	-	-	-	-	907	-15.1%	▼	907

			Jan	Feb	Mar	Apr	May	Jun	Jul	Aug	Sep	Oct	Nov	Dec	Thru Mar	% Change	Trending	Total
Civil	Administrative Law	2014	-	1	-	-	-	-	-	1	2	-	-	-	1			4
	Contested Divorce	2014	4	7	7	6	10	13	8	4	6	7	4	8	18			84
		2015	3	8	4	-	-	-	-	-	-	-	-	-	15	-16.7%	▼	15
	Domestic and Family - Level 1	2014	23	6	21	2	2	15	11	33	1	3	7	7	50			131
		2015	2	5	16	-	-	-	-	-	-	-	-	-	23	-54.0%	▼	23
	Domestic and Family - Level 2	2014	1	3	4	1	-	2	5	1	4	3	1	1	8			26
		2015	1	1	-	-	-	-	-	-	-	-	-	-	2	-75.0%	▼	2
	General Civil - Level 1	2014	1	-	-	1	-	-	-	1	-	-	-	1	1			4
		2015	-	1	2	-	-	-	-	-	-	-	-	-	3	200.0%	▲	3
	General Civil - Level 2	2014	7	6	3	7	5	2	8	7	2	4	3	-	16			54
		2015	4	12	4	-	-	-	-	-	-	-	-	-	20	25.0%	▲	20
	General Civil - Level 3	2014	4	12	3	1	3	2	2	1	5	1	4	1	19			39
		2015	1	19	8	-	-	-	-	-	-	-	-	-	28	47.4%	▲	28
	Probates/Wills and Trusts	2014	1	-	-	-	-	-	-	-	-	-	-	-	1			1
Criminal	Probates/Wills and Trusts - Level 2	2014	-	2	-	-	2	3	2	1	1	2	1	-	2			14
		2015	-	1	3	-	-	-	-	-	-	-	-	-	4	100.0%	▲	4
	Uncontested Divorce	2014	12	17	16	19	18	16	10	14	19	16	7	10	45			174
		2015	10	17	13	-	-	-	-	-	-	-	-	-	40	-11.1%	▼	40
	Misdemeanor	2014	14	25	21	31	9	30	16	26	13	17	14	40	60			256
		2015	13	42	20	-	-	-	-	-	-	-	-	-	75	25.0%	▲	75
Other	Non-Capital Felonies and Related Matters	2014	34	111	77	118	32	98	39	64	63	78	45	109	222			868
		2015	53	103	79	-	-	-	-	-	-	-	-	-	235	5.9%	▲	235
	Other Criminally Related Matters	2014	-	2	2	3	1	2	4	4	3	1	6	5	4			33
		2015	8	3	6	-	-	-	-	-	-	-	-	-	17	325.0%	▲	17
Other	Miscellaneous	2014	181	163	190	140	124	72	94	84	108	104	82	121	534			1,463
		2015	110	104	136	-	-	-	-	-	-	-	-	-	350	-34.5%	▼	350
	Other	2014	31	27	29	24	21	29	21	25	26	32	10	26	87			301
			2015	28	40	27	-	-	-	-	-	-	-	-	95	9.2%	▲	95

Court: Danville Circuit

Start/End Date: Jan-14 / Mar-15

2014 Average Month: 357

Jan-Mar 2014: 1,271

Filings Trending: Downward ▼

Circuit/Court ID: 22 222590


Type of Case: Filings

2015 Average Month:288

Jan-Mar 2015 : 865

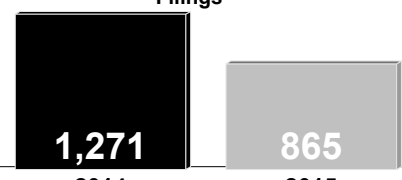
Overall AVG. Month: 343

Monthly Filings Summary



Jan 2014-----Mar 2015

January --- March Filings



1,271 865

2014 2015

	Jan	Feb	Mar	Apr	May	Jun	Jul	Aug	Sep	Oct	Nov	Dec	Thru Mar	% Change	Trending	Total
2014	455	338	478	407	248	461	273	452	266	415	232	253	1,271			4,278
2015	231	262	372	-	-	-	-	-	-	-	-	-	865	-31.9%	▼	865

			Jan	Feb	Mar	Apr	May	Jun	Jul	Aug	Sep	Oct	Nov	Dec	Thru Mar	% Change	Trending	Total
Civil	Administrative Law	2014	-	-	1	-	-	-	2	-	2	-	1	-	1			6
	Contested Divorce	2014	4	2	7	4	6	1	2	1	4	4	2	2	13			39
		2015	1	4	8	-	-	-	-	-	-	-	-	-	13	0.0%	↔	13
	Domestic and Family - Level 1	2014	3	15	2	8	6	8	2	9	6	2	5	2	20			68
		2015	5	5	5	-	-	-	-	-	-	-	-	-	15	-25.0%	▼	15
	Domestic and Family - Level 2	2014	6	3	4	6	2	2	3	-	3	3	1	1	13			34
		2015	3	1	3	-	-	-	-	-	-	-	-	-	7	-46.2%	▼	7
	General Civil - Level 1	2014	-	-	1	1	-	-	1	1	-	-	-	-	1			4
		2015	-	-	1	-	-	-	-	-	-	-	-	-	1	0.0%	↔	1
	General Civil - Level 2	2014	5	5	6	5	10	4	6	2	13	1	6	3	16			66
		2015	3	5	2	-	-	-	-	-	-	-	-	-	10	-37.5%	▼	10
	General Civil - Level 3	2014	6	3	2	5	3	7	8	16	14	9	7	1	11			81
		2015	9	7	4	-	-	-	-	-	-	-	-	-	20	81.8%	▲	20
	Probates/Wills and Trusts - Level 2	2014	1	-	1	1	-	1	1	-	-	-	-	-	2			5
		2015	2	1	3	-	-	-	-	-	-	-	-	-	6	200.0%	▲	6
	Protective Orders	2014	-	-	-	-	1	-	-	-	-	-	-	-	0			1
		2015	1	-	-	-	-	-	-	-	-	-	-	-	1	0.0%	↔	1
Criminal	Uncontested Divorce	2014	6	11	14	10	10	8	6	8	7	4	5	3	31			92
		2015	9	10	10	-	-	-	-	-	-	-	-	-	29	-6.5%	▼	29
	Capital Murder	2014	1	-	-	-	-	-	-	-	-	1	1	-	1			3
	Misdemeanor	2014	67	97	88	144	48	128	49	111	56	132	65	73	252			1,058
		2015	41	85	55	-	-	-	-	-	-	-	-	-	181	-28.2%	▼	181
	Non-Capital Felonies and Related Matters	2014	290	113	268	169	121	234	134	262	124	206	110	123	671			2,154
Other		2015	110	90	216	-	-	-	-	-	-	-	-	-	416	-38.0%	▼	416
	Other Criminally Related Matters	2014	7	11	8	7	10	10	10	9	1	8	9	4	26			94
		2015	6	2	8	-	-	-	-	-	-	-	-	-	16	-38.5%	▼	16
	Miscellaneous	2014	59	78	76	47	31	58	49	33	36	45	20	39	213			571
		2015	41	52	57	-	-	-	-	-	-	-	-	-	150	-29.6%	▼	150
	Other	2014	-	-	-	-	-	-	-	-	-	-	-	2	0			2

Court: Roanoke County Circuit

Start/End Date: Jan-14 / Mar-15

2014 Average Month: 382

Jan-Mar 2014: 1,185

Filings Trending: Downward ▼

Circuit/Court ID: 23 223161

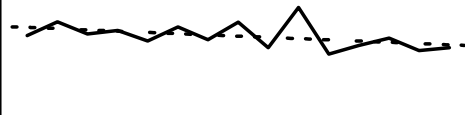
Type of Case: Filings

2015 Average Month:340

Jan-Mar 2015 : 1,019

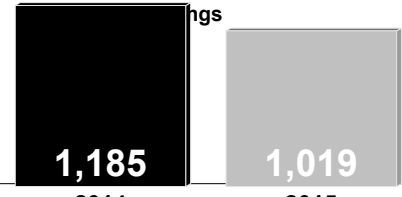
Overall AVG. Month: 374

Monthly Filings Summary



Jan 2014-----Mar 2015

January --- March Filings



1,185 2014 1,019 2015

	Jan	Feb	Mar	Apr	May	Jun	Jul	Aug	Sep	Oct	Nov	Dec	Thru Mar	% Change	Trending	Total
2014	376	427	382	395	356	408	360	425	331	480	308	339	1,185			4,587
2015	367	321	331	-	-	-	-	-	-	-	-	-	1,019	-14.0%	▼	1,019

			Jan	Feb	Mar	Apr	May	Jun	Jul	Aug	Sep	Oct	Nov	Dec	Thru Mar	% Change	Trending	Total
Civil	Administrative Law	2014	-	1	-	1	-	1	1	1	-	1	-	-	1			6
		2015	-	1	1	-	-	-	-	-	-	-	-	-	2	100.0%	▲	2
	Contested Divorce	2014	9	10	11	12	10	8	7	8	17	8	6	10	30			116
		2015	9	11	9	-	-	-	-	-	-	-	-	-	29	-3.3%	▼	29
	Domestic and Family - Level 1	2014	10	20	6	8	14	12	9	16	11	8	8	10	36			132
		2015	9	3	26	-	-	-	-	-	-	-	-	-	38	5.6%	▲	38
	Domestic and Family - Level 2	2014	3	3	5	4	2	5	6	5	3	6	2	1	11			45
		2015	3	3	7	-	-	-	-	-	-	-	-	-	13	18.2%	▲	13
	General Civil - Level 1	2014	2	-	1	1	-	-	-	-	-	-	-	-	3			4
		2015	-	1	-	-	-	-	-	-	-	-	-	-	1	-66.7%	▼	1
	General Civil - Level 2	2014	11	6	9	7	10	14	16	11	7	13	13	5	26			122
		2015	12	10	16	-	-	-	-	-	-	-	-	-	38	46.2%	▲	38
	General Civil - Level 3	2014	11	5	7	5	24	6	8	5	5	8	5	13	23			102
		2015	15	8	3	-	-	-	-	-	-	-	-	-	26	13.0%	▲	26
	Probates/Wills and Trusts - Level 1	2014	-	1	1	-	-	-	-	1	-	1	-	1	2			5
		2015	2	-	-	-	-	-	-	-	-	-	-	-	2	0.0%	↔	2
	Probates/Wills and Trusts - Level 2	2014	1	8	3	5	15	5	5	5	8	7	3	5	12			70
		2015	9	6	7	-	-	-	-	-	-	-	-	-	22	83.3%	▲	22
Criminal	Uncontested Divorce	2014	22	21	22	29	16	30	33	18	27	19	21	17	65			275
		2015	20	15	29	-	-	-	-	-	-	-	-	-	64	-1.5%	▼	64
	Capital Murder	2014	-	-	-	-	-	-	-	-	1	-	-	-	0			1
		2015	-	-	-	-	-	-	-	-	-	-	-	-	-			-
	Misdemeanor	2014	27	30	31	36	35	29	31	43	29	44	32	28	88	0.0%	↔	395
		2015	9	17	21	-	-	-	-	-	-	-	-	-	47	-46.6%	▼	47
	Non-Capital Felonies and Related Matters	2014	61	125	79	121	91	151	108	138	86	187	94	106	265			1,347
		2015	86	104	65	-	-	-	-	-	-	-	-	-	255	-3.8%	▼	255
	Other Criminally Related Matters	2014	8	11	7	8	10	8	10	17	14	9	11	6	26			119
		2015	4	4	9	-	-	-	-	-	-	-	-	-	17	-34.6%	▼	17
Other	Miscellaneous	2014	210	183	198	156	129	139	126	157	122	166	112	136	591			1,834
		2015	188	137	138	-	-	-	-	-	-	-	-	-	463	-21.7%	▼	463
	Other	2014	1	3	2	2	-	-	-	-	1	3	1	1	6			14
		2015	1	1	-	-	-	-	-	-	-	-	-	-	2	-66.7%	▼	2

Court: Roanoke Circuit

Start/End Date: Jan-14 / Mar-15

2014 Average Month: 442

Jan-Mar 2014: 1,421

Filings Trending: Downward ▼

Circuit/Court ID: 23 223770

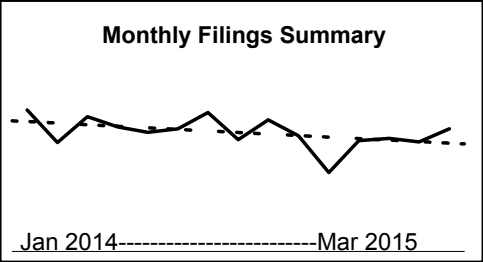
Type of Case: Filings

2015 Average Month:424

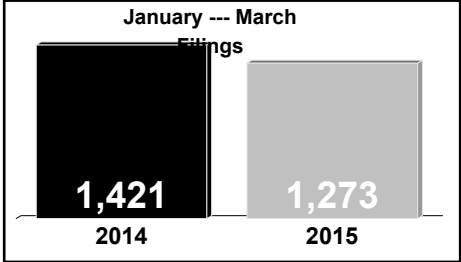
Jan-Mar 2015 : 1,273

Overall AVG. Month: 439

Monthly Filings Summary



January --- March Filings



	Jan	Feb	Mar	Apr	May	Jun	Jul	Aug	Sep	Oct	Nov	Dec	Thru Mar	% Change	Trending	Total
2014	522	402	497	459	439	452	513	412	485	427	291	409	1,421			5,308
2015	417	404	452	-	-	-	-	-	-	-	-	-	1,273	-10.4%	▼	1,273

			Jan	Feb	Mar	Apr	May	Jun	Jul	Aug	Sep	Oct	Nov	Dec	Thru Mar	% Change	Trending	Total
Civil	Administrative Law	2014	-	1	1	-	-	1	-	-	1	1	-	1	2			6
	Contested Divorce	2014	12	6	15	14	11	13	8	11	15	11	11	10	33			137
		2015	13	13	11	-	-	-	-	-	-	-	-	-	37	12.1%	▲	37
	Domestic and Family - Level 1	2014	25	16	15	25	17	15	25	9	7	13	11	9	56			187
		2015	2	12	9	-	-	-	-	-	-	-	-	-	23	-58.9%	▼	23
	Domestic and Family - Level 2	2014	1	5	5	2	3	3	4	4	10	3	4	3	11			47
		2015	5	2	5	-	-	-	-	-	-	-	-	-	12	9.1%	▲	12
	General Civil - Level 1	2014	8	7	4	6	10	5	3	6	13	5	2	2	19			71
		2015	5	6	6	-	-	-	-	-	-	-	-	-	17	-10.5%	▼	17
	General Civil - Level 2	2014	19	23	34	24	35	13	24	26	26	18	13	17	76			272
		2015	29	12	20	-	-	-	-	-	-	-	-	-	61	-19.7%	▼	61
	General Civil - Level 3	2014	14	7	13	15	6	13	10	11	9	17	9	22	34			146
		2015	7	5	6	-	-	-	-	-	-	-	-	-	18	-47.1%	▼	18
	Probates/Wills and Trusts - Level 1	2014	-	-	-	1	-	-	-	-	-	-	-	-	0			1
		2015	-	1	-	-	-	-	-	-	-	-	-	-	1	0.0%	↔	1
	Probates/Wills and Trusts - Level 2	2014	4	2	1	4	4	1	3	3	4	4	1	4	7			35
		2015	1	7	1	-	-	-	-	-	-	-	-	-	9	28.6%	▲	9
Criminal	Uncontested Divorce	2014	26	20	33	25	23	27	29	26	25	20	21	16	79			291
		2015	23	17	47	-	-	-	-	-	-	-	-	-	87	10.1%	▲	87
	Misdemeanor	2014	44	24	48	40	31	40	53	32	36	36	32	42	116			458
		2015	30	27	21	-	-	-	-	-	-	-	-	-	78	-32.8%	▼	78
Criminal	Non-Capital Felonies and Related Matters	2014	180	164	189	160	180	182	211	158	190	198	93	153	533			2,058
		2015	149	164	191	-	-	-	-	-	-	-	-	-	504	-5.4%	▼	504
	Other Criminally Related Matters	2014	27	16	7	34	14	30	22	15	30	21	14	21	50			251
		2015	19	9	11	-	-	-	-	-	-	-	-	-	39	-22.0%	▼	39
Other	Miscellaneous	2014	156	109	128	108	96	102	117	109	117	78	72	106	393			1,298
		2015	129	127	121	-	-	-	-	-	-	-	-	-	377	-4.1%	▼	377
	Other	2014	6	2	4	1	9	7	4	2	2	2	8	3	12			50
		2015	5	2	3	-	-	-	-	-	-	-	-	-	10	-16.7%	▼	10

Court: Salem Circuit

Start/End Date: Jan-14 / Mar-15

2014 Average Month: 124

Jan-Mar 2014: 332

Filings Trending: Downward ▼

Circuit/Court ID: 23 223775

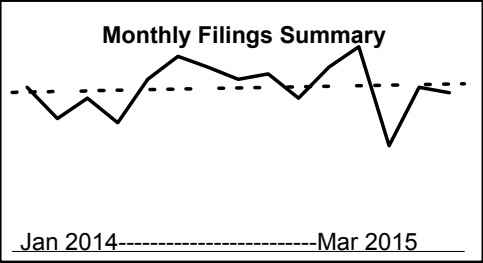
Type of Case: Filings

2015 Average Month:105

Jan-Mar 2015 : 316

Overall AVG. Month: 121

Monthly Filings Summary



January --- March Filings

332

2014

316

2015

	Jan	Feb	Mar	Apr	May	Jun	Jul	Aug	Sep	Oct	Nov	Dec	Thru Mar	% Change	Trending	Total
2014	121	98	113	95	127	144	136	127	131	113	136	151	332			1,492
2015	78	121	117	-	-	-	-	-	-	-	-	-	316	-4.8%	▼	316

			Jan	Feb	Mar	Apr	May	Jun	Jul	Aug	Sep	Oct	Nov	Dec	Thru Mar	% Change	Trending	Total
Civil	Administrative Law	2014	-	-	-	-	-	-	-	-	-	1	-	-	0			1
	Contested Divorce	2014	3	1	1	4	2	10	14	4	9	4	7	6	5	0.0%	↔	65
		2015	5	9	2	-	-	-	-	-	-	-	-	-	16	220.0%	▲	16
	Domestic and Family - Lev	2015	1	-	-	-	-	-	-	-	-	-	-	-	1			1
	Domestic and Family - Level 2	2014	1	-	-	-	-	-	1	1	-	1	-	3	1			7
		2015	-	1	3	-	-	-	-	-	-	-	-	-	4	300.0%	▲	4
	General Civil - Level 1	2014	-	2	-	2	-	-	-	2	-	-	-	2	2			8
		2015	1	1	1	-	-	-	-	-	-	-	-	-	3	50.0%	▲	3
	General Civil - Level 2	2014	7	9	3	4	7	3	7	5	8	8	5	5	19			71
		2015	2	5	3	-	-	-	-	-	-	-	-	-	10	-47.4%	▼	10
	General Civil - Level 3	2014	1	1	-	2	1	3	1	2	5	6	-	2	2			24
		2015	3	1	-	-	-	-	-	-	-	-	-	-	4	100.0%	▲	4
	Probates/Wills and Trusts - Level 2	2014	-	-	2	3	5	-	-	2	1	-	2	-	2			15
		2015	-	1	2	-	-	-	-	-	-	-	-	-	3	50.0%	▲	3
Criminal	Uncontested Divorce	2014	1	8	4	10	4	5	7	13	5	6	3	5	13			71
		2015	1	5	5	-	-	-	-	-	-	-	-	-	11	-15.4%	▼	11
	Misdemeanor	2014	6	1	12	6	12	3	9	14	17	9	6	7	19			102
		2015	1	6	10	-	-	-	-	-	-	-	-	-	17	-10.5%	▼	17
Other	Non-Capital Felonies and Related Matters	2014	55	26	49	28	60	87	62	41	48	44	69	51	130			620
		2015	19	48	39	-	-	-	-	-	-	-	-	-	106	-18.5%	▼	106
	Other Criminally Related Matters	2014	1	-	4	6	1	1	1	3	1	1	3	-	5			22
		2015	3	2	-	-	-	-	-	-	-	-	-	-	5	0.0%	↔	5
Other	Miscellaneous	2014	46	50	38	30	35	32	34	40	37	33	41	68	134			484
		2015	42	42	52	-	-	-	-	-	-	-	-	-	136	1.5%	▲	136
	Other	2014	-	-	-	-	-	-	-	-	-	-	-	2	0			2

Court: Amherst Circuit

Start/End Date: Jan-14 / Mar-15

2014 Average Month: 176

Jan-Mar 2014: 572

Filings Trending: Downward ▼

Circuit/Court ID: 24 224009


Type of Case: Filings

2015 Average Month:146

Jan-Mar 2015 : 437


Overall AVG. Month: 170

Monthly Filings Summary



Jan 2014-----Mar 2015

January --- March Filings



572 437

2014 2015

	Jan	Feb	Mar	Apr	May	Jun	Jul	Aug	Sep	Oct	Nov	Dec	Thru Mar	% Change	Trending	Total
2014	174	200	198	163	221	174	111	264	156	167	92	189	572			2,109
2015	133	163	141	-	-	-	-	-	-	-	-	-	437	-23.6%	▼	437

			Jan	Feb	Mar	Apr	May	Jun	Jul	Aug	Sep	Oct	Nov	Dec	Thru Mar	% Change	Trending	Total
Civil	Contested Divorce	2014	3	3	1	5	6	4	5	3	3	4	2	1	7			40
		2015	3	1	4	-	-	-	-	-	-	-	-	-	8	14.3%	▲	8
	Domestic and Family - Level 1	2014	-	2	1	4	1	-	1	1	-	-	-	-	3			10
		2015	-	1	-	-	-	-	-	-	-	-	-	-	1	-66.7%	▼	1
	Domestic and Family - Level 2	2014	-	-	-	-	1	1	1	-	2	1	-	-	0			6
		2015	1	1	-	-	-	-	-	-	-	-	-	-	2	0.0%	↔	2
	General Civil - Level 1	2014	1	1	-	-	-	1	-	-	-	-	-	1	2			4
		2015	1	-	-	-	-	-	-	-	-	-	-	-	1	-50.0%	▼	1
	General Civil - Level 2	2014	7	2	4	2	6	5	2	3	2	4	4	1	13			42
		2015	2	4	9	-	-	-	-	-	-	-	-	-	15	15.4%	▲	15
	General Civil - Level 3	2014	13	2	4	3	-	2	9	2	-	3	4	1	19			43
		2015	7	2	2	-	-	-	-	-	-	-	-	-	11	-42.1%	▼	11
	Probates/Wills and Trusts - Level 1	2014	-	2	-	-	-	-	-	-	-	-	-	1	2			3
		2015	-	1	-	-	-	-	-	-	-	-	-	-	1	-50.0%	▼	1
	Probates/Wills and Trusts - Level 2	2014	-	-	-	4	2	-	-	1	1	-	-	1	0			9
		2015	5	1	2	-	-	-	-	-	-	-	-	-	8	0.0%	↔	8
Criminal	Uncontested Divorce	2014	8	3	8	11	3	5	5	3	9	2	3	11	19			71
		2015	4	5	4	-	-	-	-	-	-	-	-	-	13	-31.6%	▼	13
	Misdemeanor	2014	10	11	10	11	18	17	2	31	13	13	5	31	31			172
		2015	8	12	6	-	-	-	-	-	-	-	-	-	26	-16.1%	▼	26
	Non-Capital Felonies and Related Matters	2014	13	68	56	41	99	67	20	136	57	61	18	67	137			703
		2015	30	62	14	-	-	-	-	-	-	-	-	-	106	-22.6%	▼	106
	Other Criminally Related Matters	2014	3	5	3	3	7	1	3	7	2	4	1	6	11			45
		2015	1	3	1	-	-	-	-	-	-	-	-	-	5	-54.5%	▼	5
	Miscellaneous	2014	92	85	94	69	61	53	51	58	54	59	37	46	271			759
		2015	55	51	78	-	-	-	-	-	-	-	-	-	184	-32.1%	▼	184
Other	Other	2014	24	16	17	10	17	18	12	19	13	16	18	22	57			202
		2015	16	19	21	-	-	-	-	-	-	-	-	-	56	-1.8%	▼	56

Court: Bedford Circuit

Start/End Date: Jan-14 / Mar-15

2014 Average Month: 295

Jan-Mar 2014: 959

Filings Trending: Downward ▼

Circuit/Court ID: 24 224019

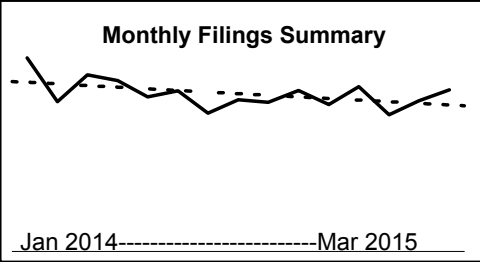
Type of Case: Filings

2015 Average Month:276

Jan-Mar 2015 : 828

Overall AVG. Month: 291

Monthly Filings Summary



January --- March Filings

959

2014

828

2015

	Jan	Feb	Mar	Apr	May	Jun	Jul	Aug	Sep	Oct	Nov	Dec	Thru Mar	% Change	Trending	Total
2014	357	276	326	315	285	296	255	280	275	297	271	304	959			3,537
2015	252	278	298	-	-	-	-	-	-	-	-	-	828	-13.7%	▼	828

			Jan	Feb	Mar	Apr	May	Jun	Jul	Aug	Sep	Oct	Nov	Dec	Thru Mar	% Change	Trending	Total
Civil	Administrative Law	2014	-	1	-	-	-	-	-	-	-	-	-	1	1			2
	Contested Divorce	2014	10	5	5	7	4	6	9	8	3	6	-	6	20			69
		2015	3	13	12	-	-	-	-	-	-	-	-	-	28	40.0%	▲	28
	Domestic and Family - Level 1	2014	2	3	9	11	3	10	4	12	5	21	26	15	14			121
		2015	8	6	10	-	-	-	-	-	-	-	-	-	24	71.4%	▲	24
	Domestic and Family - Level 2	2014	4	6	3	5	11	5	10	5	4	2	3	2	13			60
		2015	1	4	4	-	-	-	-	-	-	-	-	-	9	-30.8%	▼	9
	General Civil - Level 1	2014	-	-	1	1	-	-	-	-	1	-	-	-	1			3
		2015	-	-	1	-	-	-	-	-	-	-	-	-	1	0.0%	↔	1
	General Civil - Level 2	2014	9	10	12	6	6	12	7	9	5	7	3	12	31			98
		2015	11	8	13	-	-	-	-	-	-	-	-	-	32	3.2%	▲	32
	General Civil - Level 3	2014	9	7	10	6	4	2	4	6	2	4	3	5	26			62
		2015	6	10	6	-	-	-	-	-	-	-	-	-	22	-15.4%	▼	22
	Probates/Wills and Trusts	2014	-	1	-	-	1	-	1	-	2	1	4	-	1			10
Criminal	Probates/Wills and Trusts - Level 2	2014	3	1	2	3	-	1	-	1	2	1	-	2	6			16
		2015	7	4	4	-	-	-	-	-	-	-	-	-	15	150.0%	▲	15
	Uncontested Divorce	2014	14	12	20	24	8	13	15	15	19	16	8	14	46			178
		2015	16	17	25	-	-	-	-	-	-	-	-	-	58	26.1%	▲	58
	Misdemeanor	2014	13	10	13	9	25	16	13	17	24	6	11	20	36			177
		2015	9	15	11	-	-	-	-	-	-	-	-	-	35	-2.8%	▼	35
Other	Non-Capital Felonies and Related Matters	2014	50	20	61	53	69	92	62	45	56	61	81	74	131			724
		2015	31	48	54	-	-	-	-	-	-	-	-	-	133	1.5%	▲	133
	Other Criminally Related Matters	2014	3	5	7	14	13	11	7	12	10	6	18	9	15			115
		2015	17	7	6	-	-	-	-	-	-	-	-	-	30	100.0%	▲	30
Other	Miscellaneous	2014	240	195	183	175	141	126	123	150	140	166	114	144	618			1,897
		2015	143	144	152	-	-	-	-	-	-	-	-	-	439	-29.0%	▼	439
	Other	2014	-	-	-	1	-	2	-	-	2	-	-	-	0			5
			2015	2	-	-	-	-	-	-	-	-	-	-	2	0.0%	↔	2

Court: Campbell Circuit

Start/End Date: Jan-14 / Mar-15

2014 Average Month: 253

Jan-Mar 2014: 854

Filings Trending: Downward ▼

Circuit/Court ID: 24 224031

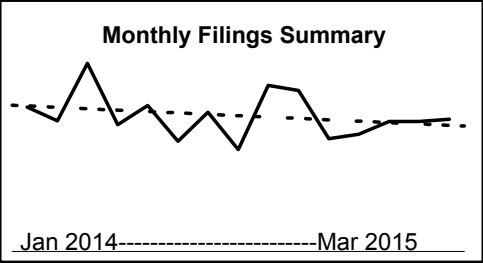
Type of Case: Filings

2015 Average Month: 241

Jan-Mar 2015 : 724

Overall AVG. Month: 250

Monthly Filings Summary



January --- March Filings

854

2014

724

2015

	Jan	Feb	Mar	Apr	May	Jun	Jul	Aug	Sep	Oct	Nov	Dec	Thru Mar	% Change	Trending	Total
2014	266	241	347	234	269	203	257	188	306	297	208	216	854			3,032
2015	240	240	244	-	-	-	-	-	-	-	-	-	724	-15.2%	▼	724

			Jan	Feb	Mar	Apr	May	Jun	Jul	Aug	Sep	Oct	Nov	Dec	Thru Mar	% Change	Trending	Total
Civil	Administrative Law	2014	1	-	-	-	-	-	-	-	-	-	-	-	1			1
	Contested Divorce	2014	2	8	13	10	4	7	4	6	5	2	4	2	23			67
		2015	3	7	3	-	-	-	-	-	-	-	-	-	13	-43.5%	▼	13
	Domestic and Family - Level 1	2014	1	12	1	2	6	5	2	11	2	10	3	8	14			63
		2015	4	8	1	-	-	-	-	-	-	-	-	-	13	-7.1%	▼	13
	Domestic and Family - Level 2	2014	1	2	1	2	8	6	2	3	8	4	4	6	4			47
		2015	1	3	2	-	-	-	-	-	-	-	-	-	6	50.0%	▲	6
	General Civil - Level 1	2014	-	-	2	-	-	-	1	1	1	2	-	-	2			7
	General Civil - Level 2	2014	5	4	9	11	14	5	7	6	7	14	9	5	18			96
		2015	14	9	6	-	-	-	-	-	-	-	-	-	29	61.1%	▲	29
	General Civil - Level 3	2014	6	3	1	4	1	9	1	7	7	13	2	3	10			57
		2015	3	3	14	-	-	-	-	-	-	-	-	-	20	100.0%	▲	20
	Probates/Wills and Trusts - Level 1	2014	-	-	-	-	-	-	1	-	2	-	-	-	0			3
		2015	-	-	1	-	-	-	-	-	-	-	-	-	1	0.0%	↔	1
	Probates/Wills and Trusts - Level 2	2014	1	2	1	2	1	-	-	1	-	1	1	1	4			11
		2015	-	-	1	-	-	-	-	-	-	-	-	-	1	-75.0%	▼	1
Criminal	Protective Orders	2014	1	-	-	-	-	-	-	-	-	5	-	-	1			6
	Uncontested Divorce	2014	12	7	9	11	13	14	16	12	6	5	11	3	28			119
		2015	8	19	20	-	-	-	-	-	-	-	-	-	47	67.9%	▲	47
	Misdemeanor	2014	31	22	19	13	24	26	38	18	33	32	13	32	72			301
		2015	20	23	30	-	-	-	-	-	-	-	-	-	73	1.4%	▲	73
	Non-Capital Felonies and Related Matters	2014	74	35	154	53	104	55	94	38	143	98	63	53	263			964
Other		2015	77	64	44	-	-	-	-	-	-	-	-	-	185	-29.7%	▼	185
	Other Criminally Related Matters	2014	7	7	3	1	4	-	8	5	5	6	1	4	17			51
		2015	5	2	4	-	-	-	-	-	-	-	-	-	11	-35.3%	▼	11
	Miscellaneous	2014	124	139	134	124	90	75	79	79	87	102	97	98	397			1,228
		2015	104	102	116	-	-	-	-	-	-	-	-	-	322	-18.9%	▼	322
	Other	2014	-	-	-	1	-	1	4	1	-	3	-	1	0			11
		2015	1	-	2	-	-	-	-	-	-	-	-	-	3	0.0%	↔	3

Court: Nelson Circuit

Start/End Date: Jan-14 / Mar-15

2014 Average Month: 72

Jan-Mar 2014: 238

Filings Trending: Upward ▲

Circuit/Court ID: 24 224125

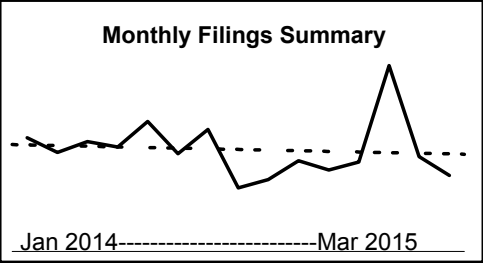
Type of Case: Filings

2015 Average Month:88

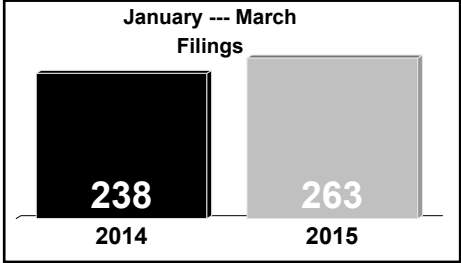
Jan-Mar 2015 : 263

Overall AVG. Month: 75

Monthly Filings Summary



January --- March Filings



			Jan	Feb	Mar	Apr	May	Jun	Jul	Aug	Sep	Oct	Nov	Dec	Thru Mar	% Change	Trending	Total
2014			84	73	81	77	96	72	90	47	53	67	60	66	238			866
2015			137	70	56	-	-	-	-	-	-	-	-	-	263	10.5%	▲	263

			Jan	Feb	Mar	Apr	May	Jun	Jul	Aug	Sep	Oct	Nov	Dec	Thru Mar	% Change	Trending	Total
Civil	Administrative Law	2014	-	-	-	-	1	-	-	-	-	-	1	-	0			2
	Contested Divorce	2014	5	-	1	-	-	2	1	1	-	1	1	1	6	0.0%	↔	13
		2015	-	4	2	-	-	-	-	-	-	-	-	-	6	0.0%	↔	6
	Domestic and Family - Level 1	2014	-	-	4	-	-	5	-	-	4	-	-	-	4			13
		2015	-	2	-	-	-	-	-	-	-	-	-	-	2	-50.0%	▼	2
	Domestic and Family - Lev	2014	-	-	1	5	-	-	-	-	2	-	-	-	1			8
	General Civil - Level 1	2014	1	-	-	-	-	-	-	1	-	-	-	1	1			3
		2015	-	-	2	-	-	-	-	-	-	-	-	-	2	100.0%	▲	2
	General Civil - Level 2	2014	3	1	-	2	1	2	2	2	-	-	1	21	4			35
		2015	50	2	4	-	-	-	-	-	-	-	-	-	56	1,300.0%	▲	56
	General Civil - Level 3	2014	12	9	3	15	1	1	7	4	2	2	1	1	24			58
		2015	16	11	2	-	-	-	-	-	-	-	-	-	29	20.8%	▲	29
	Probates/Wills and Trusts	2014	-	-	-	-	-	-	-	-	-	-	1	-	0			1
	Probates/Wills and Trusts	2014	1	-	-	1	1	-	1	3	-	-	-	-	1	0.0%	↔	7
Criminal	Uncontested Divorce	2014	-	1	3	6	2	1	4	-	1	7	3	2	4			30
		2015	2	1	9	-	-	-	-	-	-	-	-	-	12	200.0%	▲	12
	Misdemeanor	2014	6	4	3	1	3	5	9	2	5	12	4	2	13			56
		2015	2	1	5	-	-	-	-	-	-	-	-	-	8	-38.5%	▼	8
Other	Non-Capital Felonies and Related Matters	2014	20	12	24	14	56	14	28	18	12	8	15	13	56			234
		2015	19	21	6	-	-	-	-	-	-	-	-	-	46	-17.9%	▼	46
	Other Criminally Related Matters	2014	-	-	1	2	2	14	6	-	2	2	2	3	1			34
		2015	24	-	-	-	-	-	-	-	-	-	-	-	24	2,300.0%	▲	24
Other	Miscellaneous	2014	36	46	41	29	27	28	32	16	25	35	31	22	123			368
		2015	23	27	26	-	-	-	-	-	-	-	-	-	76	-38.2%	▼	76
	Other	2014	-	-	-	2	2	-	-	-	-	-	-	-	0			4
			2015	1	1	-	-	-	-	-	-	-	-	-	2	0.0%	↔	2

Court: Lynchburg Circuit

Start/End Date: Jan-14 / Mar-15

2014 Average Month: 365

Jan-Mar 2014: 1,154

Filings Trending: Downward ▼

Circuit/Court ID: 24 224680


Type of Case: Filings

2015 Average Month:342

Jan-Mar 2015 : 1,027

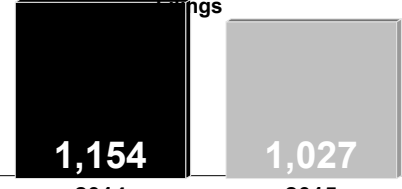
Overall AVG. Month: 360

Monthly Filings Summary



Jan 2014-----Mar 2015

January --- March Filings



1,154 1,027

2014 2015

	Jan	Feb	Mar	Apr	May	Jun	Jul	Aug	Sep	Oct	Nov	Dec	Thru Mar	% Change	Trending	Total
2014	494	350	310	408	343	242	374	360	298	385	353	457	1,154			4,374
2015	370	334	323	-	-	-	-	-	-	-	-	-	1,027	-11.0%	▼	1,027

			Jan	Feb	Mar	Apr	May	Jun	Jul	Aug	Sep	Oct	Nov	Dec	Thru Mar	% Change	Trending	Total
Civil	Administrative Law	2014	1	-	-	-	-	-	-	1	1	2	1	1	1			7
	Contested Divorce	2014	7	10	14	19	9	11	12	10	8	12	12	6	31			130
		2015	9	9	13	-	-	-	-	-	-	-	-	-	31	0.0%	↔	31
	Domestic and Family - Level 1	2014	66	8	11	24	12	7	27	17	8	7	3	32	85			222
		2015	6	16	15	-	-	-	-	-	-	-	-	-	37	-56.5%	▼	37
	Domestic and Family - Level 2	2014	-	3	5	1	1	1	-	4	-	8	9	8	8			40
		2015	3	1	4	-	-	-	-	-	-	-	-	-	8	0.0%	↔	8
	General Civil - Level 1	2014	1	2	1	-	6	1	3	4	6	3	1	-	4			28
		2015	4	2	2	-	-	-	-	-	-	-	-	-	8	100.0%	▲	8
	General Civil - Level 2	2014	14	13	23	12	17	10	8	5	12	15	9	18	50			156
		2015	10	14	11	-	-	-	-	-	-	-	-	-	35	-30.0%	▼	35
	General Civil - Level 3	2014	9	13	6	9	7	3	6	5	6	6	4	11	28			85
		2015	9	13	5	-	-	-	-	-	-	-	-	-	27	-3.6%	▼	27
	Probates/Wills and Trusts - Level 1	2014	-	-	-	-	3	-	1	-	-	-	-	-	0			4
		2015	1	-	-	-	-	-	-	-	-	-	-	-	1	0.0%	↔	1
	Probates/Wills and Trusts - Level 2	2014	1	2	4	2	3	4	3	3	2	5	2	6	7			37
		2015	6	1	3	-	-	-	-	-	-	-	-	-	10	42.9%	▲	10
Criminal	Uncontested Divorce	2014	35	33	30	28	19	22	21	23	33	17	25	21	98			307
		2015	24	27	24	-	-	-	-	-	-	-	-	-	75	-23.5%	▼	75
	Misdemeanor	2014	91	29	33	53	51	28	42	31	48	61	41	52	153			560
		2015	64	31	28	-	-	-	-	-	-	-	-	-	123	-19.6%	▼	123
	Non-Capital Felonies and Related Matters	2014	170	140	73	172	130	97	177	190	94	151	164	193	383			1,751
		2015	134	124	110	-	-	-	-	-	-	-	-	-	368	-3.9%	▼	368
Other	Other Criminally Related Matters	2014	10	5	4	7	6	11	7	2	11	14	9	14	19			100
		2015	3	15	7	-	-	-	-	-	-	-	-	-	25	31.6%	▲	25
	Miscellaneous	2014	85	91	102	74	78	40	66	63	67	83	72	93	278			914
		2015	94	78	94	-	-	-	-	-	-	-	-	-	266	-4.3%	▼	266
	Other	2014	4	1	4	7	1	7	1	2	2	1	1	2	9			33
		2015	3	3	7	-	-	-	-	-	-	-	-	-	13	44.4%	▲	13

Court: Alleghany Circuit

Start/End Date: Jan-14 / Mar-15

2014 Average Month: 143

Jan-Mar 2014: 344

Filings Trending: Upward ▲

Circuit/Court ID: 25 225005

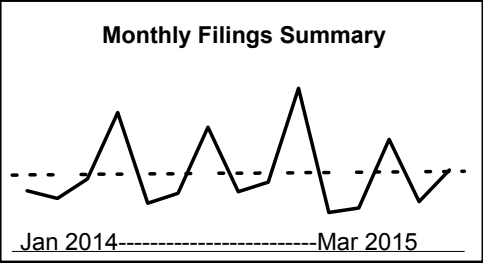
Type of Case: Filings

2015 Average Month:150

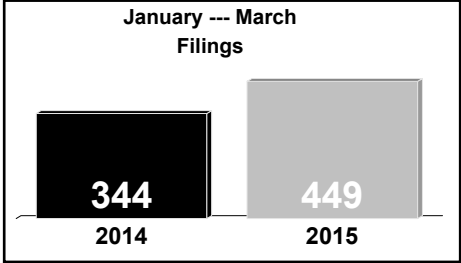
Jan-Mar 2015 : 449

Overall AVG. Month: 144

Monthly Filings Summary



January --- March Filings



	Jan	Feb	Mar	Apr	May	Jun	Jul	Aug	Sep	Oct	Nov	Dec	Thru Mar	% Change	Trending	Total
2014	112	98	134	256	89	107	229	110	128	301	72	80	344			1,716
2015	207	92	150	-	-	-	-	-	-	-	-	-	449	30.5%	▲	449

			Jan	Feb	Mar	Apr	May	Jun	Jul	Aug	Sep	Oct	Nov	Dec	Thru Mar	% Change	Trending	Total
Civil	Administrative Law	2014	-	-	-	-	1	-	-	-	-	-	-	-	0			1
	Contested Divorce	2014	2	3	7	4	4	2	2	-	-	1	3	-	12	0.0%	↔	28
		2015	2	5	6	-	-	-	-	-	-	-	-	-	13	8.3%	▲	13
	Domestic and Family - Level 1	2014	-	1	1	-	-	-	1	-	1	-	1	1	2			6
		2015	-	1	4	-	-	-	-	-	-	-	-	-	5	150.0%	▲	5
	Domestic and Family - Level 2	2014	1	-	1	2	-	3	1	-	2	1	-	1	2			12
		2015	-	1	1	-	-	-	-	-	-	-	-	-	2	0.0%	↔	2
	General Civil - Level 1	2014	-	1	-	1	-	1	-	-	-	-	-	1	1			4
		2015	2	-	-	-	-	-	-	-	-	-	-	-	2	100.0%	▲	2
	General Civil - Level 2	2014	4	1	3	1	1	3	2	2	2	2	3	2	8			26
		2015	1	2	4	-	-	-	-	-	-	-	-	-	7	-12.5%	▼	7
	General Civil - Level 3	2014	3	-	1	-	2	1	-	2	28	26	2	2	4			67
		2015	2	-	-	-	-	-	-	-	-	-	-	-	2	-50.0%	▼	2
	Probates/Wills and Trusts	2014	-	-	-	-	-	-	-	1	1	-	-	-	0			2
	Probates/Wills and Trusts - Level 2	2014	1	1	1	1	-	-	-	3	1	1	2	3	3	0.0%	↔	14
Criminal		2015	1	2	-	-	-	-	-	-	-	-	-	-	3	0.0%	↔	3
	Uncontested Divorce	2014	5	1	11	5	11	7	6	11	6	9	6	1	17			79
		2015	-	5	8	-	-	-	-	-	-	-	-	-	13	-23.5%	▼	13
	Capital Murder	2014	-	-	-	2	-	-	-	-	-	-	-	-	0			2
	Misdemeanor	2014	10	8	9	8	4	9	21	5	10	10	7	6	27	0.0%	↔	107
		2015	29	9	28	-	-	-	-	-	-	-	-	-	66	144.4%	▲	66
	Non-Capital Felonies and Related Matters	2014	43	31	35	183	35	39	152	36	30	193	25	24	109			826
		2015	127	9	42	-	-	-	-	-	-	-	-	-	178	63.3%	▲	178
	Other Criminally Related Matters	2014	-	1	2	1	3	3	2	3	5	-	-	3	3			23
		2015	6	1	-	-	-	-	-	-	-	-	-	-	7	133.3%	▲	7
Other	Miscellaneous	2014	42	49	61	46	28	36	40	45	41	57	22	36	152			503
		2015	37	57	56	-	-	-	-	-	-	-	-	-	150	-1.3%	▼	150
	Other	2014	1	1	2	2	-	3	2	2	1	1	1	-	4			16
		2015	-	-	1	-	-	-	-	-	-	-	-	-	1	-75.0%	▼	1

Court: Augusta Circuit

Start/End Date: Jan-14 / Mar-15

2014 Average Month: 380

Jan-Mar 2014: 1,293

Filings Trending: Downward ▼

Circuit/Court ID: 25 225015

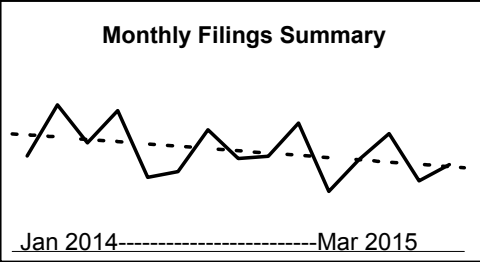
Type of Case: Filings

2015 Average Month:339

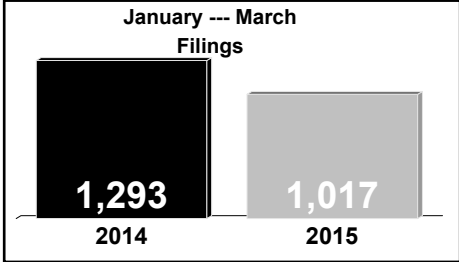
Jan-Mar 2015 : 1,017

Overall AVG. Month: 371

Monthly Filings Summary



January --- March Filings



	Jan	Feb	Mar	Apr	May	Jun	Jul	Aug	Sep	Oct	Nov	Dec	Thru Mar	% Change	Trending	Total
2014	352	541	400	519	273	294	449	343	351	474	221	338	1,293			4,555
2015	435	261	321	-	-	-	-	-	-	-	-	-	1,017	-21.3%	▼	1,017

			Jan	Feb	Mar	Apr	May	Jun	Jul	Aug	Sep	Oct	Nov	Dec	Thru Mar	% Change	Trending	Total
Civil	Administrative Law	2014	-	1	-	-	1	1	-	-	1	-	1	1	1			6
		2015	-	-	1	-	-	-	-	-	-	-	-	-	1	0.0%	↔	1
	Contested Divorce	2014	5	3	7	12	6	9	8	5	11	9	5	2	15			82
		2015	6	6	8	-	-	-	-	-	-	-	-	-	20	33.3%	▲	20
	Domestic and Family - Level 1	2014	20	20	12	-	20	15	2	32	29	2	5	12	52			169
		2015	11	5	21	-	-	-	-	-	-	-	-	-	37	-28.8%	▼	37
	Domestic and Family - Level 2	2014	5	8	16	9	7	12	9	4	6	8	4	4	29			92
		2015	1	8	11	-	-	-	-	-	-	-	-	-	20	-31.0%	▼	20
	General Civil - Level 1	2014	-	1	1	1	3	-	2	-	-	-	-	-	2			8
		2015	7	7	4	9	7	3	3	9	8	12	6	32	18			107
	General Civil - Level 2	2014	7	7	10	-	-	-	-	-	-	-	-	-	24	33.3%	▲	24
		2015	7	7	10	-	-	-	-	-	-	-	-	-	24	33.3%	▲	24
	General Civil - Level 3	2014	2	3	6	8	2	1	1	4	7	9	3	4	11			50
		2015	7	3	1	-	-	-	-	-	-	-	-	-	11	0.0%	↔	11
	Probates/Wills and Trusts - Level 1	2014	-	1	1	-	-	-	-	-	2	2	-	-	2			6
		2015	1	-	-	-	-	-	-	-	-	-	-	-	1	-50.0%	▼	1
	Probates/Wills and Trusts - Level 2	2014	1	-	-	-	-	3	2	2	-	1	1	1	1			11
		2015	1	1	-	-	-	-	-	-	-	-	-	-	2	100.0%	▲	2
Criminal	Protective Orders	2014	-	-	-	-	-	-	-	-	1	-	-	-	0			1
		2015	11	17	10	24	11	17	11	11	19	7	16	13	38	0.0%	↔	167
	Uncontested Divorce	2014	11	17	10	24	11	17	11	11	19	7	16	13	38	0.0%	↔	167
		2015	12	13	10	-	-	-	-	-	-	-	-	-	35	-7.9%	▼	35
	Capital Murder	2014	1	-	-	-	-	-	-	-	1	-	-	-	1			2
		2015	1	1	-	-	-	-	-	-	-	-	-	-	2	100.0%	▲	2
	Misdemeanor	2014	7	9	8	7	4	8	21	8	14	13	7	8	24			114
		2015	17	9	8	-	-	-	-	-	-	-	-	-	34	41.7%	▲	34
	Non-Capital Felonies and Related Matters	2014	91	215	97	236	90	85	263	128	101	234	74	116	403			1,730
		2015	220	66	106	-	-	-	-	-	-	-	-	-	392	-2.7%	▼	392
	Other Criminally Related Matters	2014	2	1	2	3	3	2	3	6	8	1	3	1	5			35
		2015	1	2	1	-	-	-	-	-	-	-	-	-	4	-20.0%	▼	4
Other	Miscellaneous	2014	186	247	231	196	115	126	107	128	129	159	90	129	664			1,843
		2015	133	127	131	-	-	-	-	-	-	-	-	-	391	-41.1%	▼	391
	Other	2014	14	8	5	14	4	12	17	6	14	17	6	15	27			132
		2015	17	13	13	-	-	-	-	-	-	-	-	-	43	59.3%	▲	43

Court: Bath Circuit

Start/End Date: Jan-14 / Mar-15

2014 Average Month: 19

Jan-Mar 2014: 65

Filings Trending: Upward ▲

Circuit/Court ID: 25 225017

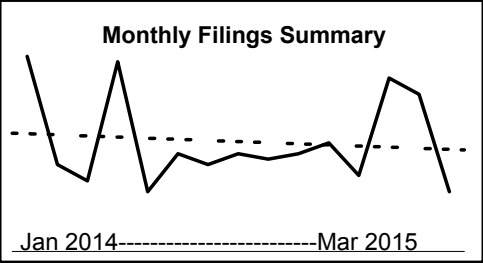
Type of Case: Filings

2015 Average Month:24

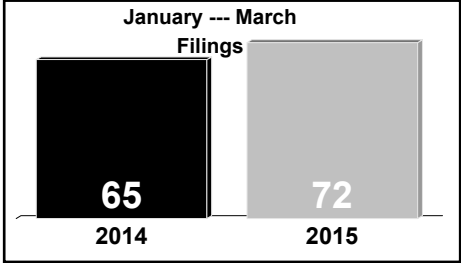
Jan-Mar 2015 : 72

Overall AVG. Month: 20

Monthly Filings Summary



January --- March Filings



	Jan	Feb	Mar	Apr	May	Jun	Jul	Aug	Sep	Oct	Nov	Dec	Thru Mar	% Change	Trending	Total
2014	36	16	13	35	11	18	16	18	17	18	20	14	65			232
2015	32	29	11	-	-	-	-	-	-	-	-	-	72	10.8%	▲	72

			Jan	Feb	Mar	Apr	May	Jun	Jul	Aug	Sep	Oct	Nov	Dec	Thru Mar	% Change	Trending	Total
Civil	Contested Divorce	2014	1	-	1	2	-	-	-	1	1	-	1	-	2			7
		2015	-	1	-	-	-	-	-	-	-	-	-	-	1	-50.0%	▼	1
	Domestic and Family - Lev	2014	1	1	-	-	-	-	-	-	-	-	-	-	2			2
	Domestic and Family - Lev	2014	-	-	-	-	-	-	-	-	1	-	-	-	0			1
	General Civil - Level 1	2014	1	-	-	-	-	1	-	-	-	-	-	-	1	0.0%	↔	2
	General Civil - Level 2	2014	-	-	-	-	1	1	-	1	-	2	-	1	0			6
		2015	-	1	-	-	-	-	-	-	-	-	-	-	1	0.0%	↔	1
	General Civil - Level 3	2014	1	-	-	-	1	-	-	-	-	1	-	1	1			4
		2015	-	-	1	-	-	-	-	-	-	-	-	-	1	0.0%	↔	1
	Probates/Wills and Trusts - Level 2	2014	-	-	-	-	-	-	-	-	1	-	-	-	0			1
Criminal		2015	1	-	-	-	-	-	-	-	1	-	-	-	1	0.0%	↔	1
	Uncontested Divorce	2014	-	3	-	-	1	-	-	1	2	3	5	1	3			16
		2015	3	-	1	-	-	-	-	-	-	-	-	-	4	33.3%	▲	4
	Misdemeanor	2014	5	-	1	9	-	-	-	-	1	-	-	-	6			16
	Non-Capital Felonies and Related Matters	2014	10	-	-	6	1	8	2	3	3	1	2	1	10			37
		2015	22	-	-	-	-	-	-	-	-	-	-	-	22	120.0%	▲	22
	Other Criminally Related Matters	2014	-	-	1	-	-	-	-	-	-	-	-	-	1			1
		2015	1	-	-	-	-	-	-	-	-	-	-	-	1	0.0%	↔	1
	Miscellaneous	2014	17	12	10	18	7	8	14	12	8	11	12	10	39			139
		2015	5	27	9	-	-	-	-	-	-	-	-	-	41	5.1%	▲	41

Court: Botetourt Circuit

Start/End Date: Jan-14 / Mar-15

2014 Average Month: 174

Jan-Mar 2014: 527

Filings Trending: Downward ▼

Circuit/Court ID: 25 225023

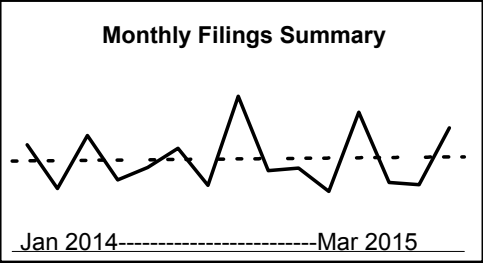
Type of Case: Filings

2015 Average Month:159

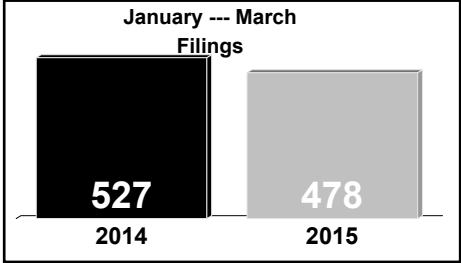
Jan-Mar 2015 : 478

Overall AVG. Month: 171

Monthly Filings Summary



January --- March Filings



	Jan	Feb	Mar	Apr	May	Jun	Jul	Aug	Sep	Oct	Nov	Dec	Thru Mar	% Change	Trending	Total
2014	197	116	214	132	155	190	122	286	149	154	111	257	527			2,083
2015	127	123	228	-	-	-	-	-	-	-	-	-	478	-9.3%	▼	478

			Jan	Feb	Mar	Apr	May	Jun	Jul	Aug	Sep	Oct	Nov	Dec	Thru Mar	% Change	Trending	Total
Civil	Contested Divorce	2014	5	3	3	1	5	5	4	6	4	7	-	6	11			49
		2015	4	4	1	-	-	-	-	-	-	-	-	-	9	-18.2%	▼	9
	Domestic and Family - Level 1	2014	5	2	-	8	3	14	2	1	-	2	-	3	7			40
		2015	2	6	14	-	-	-	-	-	-	-	-	-	22	214.3%	▲	22
	Domestic and Family - Level 2	2014	-	-	2	1	-	-	-	-	1	-	1	-	2			5
		2015	-	-	1	-	-	-	-	-	-	-	-	-	1	-50.0%	▼	1
	General Civil - Level 1	2014	-	1	1	-	-	1	-	-	2	-	1	1	2			7
		2015	1	-	-	-	-	-	-	-	-	-	-	-	1	-50.0%	▼	1
	General Civil - Level 2	2014	3	3	4	3	5	4	8	3	5	7	2	8	10			55
		2015	8	1	6	-	-	-	-	-	-	-	-	-	15	50.0%	▲	15
	General Civil - Level 3	2014	3	4	5	5	3	1	1	12	2	-	4	-	12			40
		2015	1	3	4	-	-	-	-	-	-	-	-	-	8	-33.3%	▼	8
	Probates/Wills and Trusts - Level 1	2014	-	-	-	-	2	-	1	1	-	-	-	-	0			4
		2015	1	-	-	-	-	-	-	-	-	-	-	-	1	0.0%	↔	1
Criminal	Probates/Wills and Trusts - Level 2	2014	-	-	1	-	1	-	2	-	-	1	1	1	1			7
		2015	-	2	1	-	-	-	-	-	-	-	-	-	3	200.0%	▲	3
	Uncontested Divorce	2014	4	8	5	5	7	9	12	8	8	6	8	11	17			91
		2015	8	5	6	-	-	-	-	-	-	-	-	-	19	11.8%	▲	19
	Misdemeanor	2014	12	6	18	12	15	17	16	19	16	23	12	51	36			217
		2015	16	12	24	-	-	-	-	-	-	-	-	-	52	44.4%	▲	52
	Non-Capital Felonies and Related Matters	2014	37	13	71	18	51	69	25	165	37	44	21	104	121			655
		2015	23	21	90	-	-	-	-	-	-	-	-	-	134	10.7%	▲	134
	Other Criminally Related Matters	2014	6	1	5	3	4	5	6	5	10	4	7	7	12			63
		2015	5	11	4	-	-	-	-	-	-	-	-	-	20	66.7%	▲	20
Oth	Miscellaneous	2014	122	75	99	76	59	65	45	66	64	60	54	65	296			850
		2015	58	58	77	-	-	-	-	-	-	-	-	-	193	-34.8%	▼	193

Court: Craig Circuit

Start/End Date: Jan-14 / Mar-15

2014 Average Month: 29

Jan-Mar 2014: 89

Filings Trending: Downward ▼

Circuit/Court ID: 25 225045


Type of Case: Filings

2015 Average Month:22

Jan-Mar 2015 : 66

Overall AVG. Month: 28

Monthly Filings Summary



Jan 2014-----Mar 2015

January --- March Filings

89

2014

66

2015

	Jan	Feb	Mar	Apr	May	Jun	Jul	Aug	Sep	Oct	Nov	Dec	Thru Mar	% Change	Trending	Total
2014	33	31	25	27	42	24	23	30	41	26	27	21	89			350
2015	23	24	19	-	-	-	-	-	-	-	-	-	66	-25.8%	▼	66

			Jan	Feb	Mar	Apr	May	Jun	Jul	Aug	Sep	Oct	Nov	Dec	Thru Mar	% Change	Trending	Total
Civil	Administrative Law	2014	-	-	-	-	-	-	-	1	-	-	-	-	0			1
	Contested Divorce	2014	-	-	1	1	-	-	-	-	1	-	-	1	1	0.0%	↔	4
	Domestic and Family - Lev	2014	1	2	3	-	4	-	1	1	2	1	-	-	6			15
	Domestic and Family - Lev	2014	-	-	-	-	1	-	-	-	-	-	1	-	0			2
	General Civil - Level 1	2014	-	-	-	-	-	2	-	-	-	-	-	-	0	0.0%	↔	2
	General Civil - Level 2	2014	1	1	-	1	3	-	1	1	-	1	-	1	2	0.0%	↔	10
	General Civil - Level 2	2015	-	-	1	-	-	-	-	-	-	-	-	-	1	-50.0%	▼	1
	General Civil - Level 3	2014	1	1	-	-	1	-	-	-	-	-	-	-	2			3
	Probates/Wills and Trusts	2014	-	-	-	-	-	-	1	-	1	-	-	-	0			2
	Uncontested Divorce	2014	2	3	1	1	2	1	2	2	1	-	-	1	6	0.0%	↔	16
Criminal		2015	1	1	1	-	-	-	-	-	-	-	-	-	3	-50.0%	▼	3
	Misdemeanor	2014	2	1	1	-	4	4	1	-	4	4	-	2	4			23
	Misdemeanor	2015	1	2	-	-	-	-	-	-	-	-	-	-	3	-25.0%	▼	3
	Non-Capital Felonies and Related Matters	2014	4	5	-	-	7	2	4	5	13	6	12	-	9			58
	Non-Capital Felonies and Related Matters	2015	2	8	1	-	-	-	-	-	-	-	-	-	11	22.2%	▲	11
Other	Other Criminally Related M	2014	-	-	-	-	-	-	-	1	-	-	-	-	0			1
	Miscellaneous	2014	22	18	19	24	20	14	13	19	19	14	14	16	59			212
	Miscellaneous	2015	19	13	16	-	-	-	-	-	-	-	-	-	48	-18.6%	▼	48
	Other	2014	-	-	-	-	-	1	-	-	-	-	-	-	0			1

Court: Highland Circuit

Start/End Date: Jan-14 / Mar-15

2014 Average Month: 10

Jan-Mar 2014: 47

Filings Trending: Downward ▼

Circuit/Court ID: 25 225091

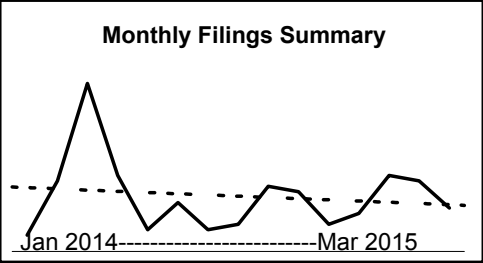
Type of Case: Filings

2015 Average Month:12

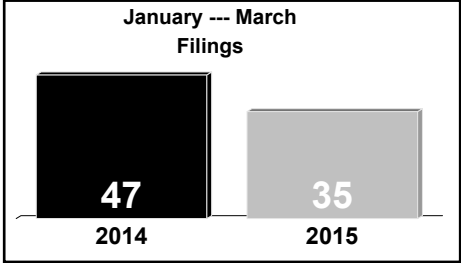
Jan-Mar 2015 : 35

Overall AVG. Month: 10

Monthly Filings Summary



January --- March Filings



	Jan	Feb	Mar	Apr	May	Jun	Jul	Aug	Sep	Oct	Nov	Dec	Thru Mar	% Change	Trending	Total
2014	3	13	31	14	4	9	4	5	12	11	5	7	47			118
2015	14	13	8	-	-	-	-	-	-	-	-	-	35	-25.5%	▼	35

			Jan	Feb	Mar	Apr	May	Jun	Jul	Aug	Sep	Oct	Nov	Dec	Thru Mar	% Change	Trending	Total
Civil	Contested Divorce	2014	-	1	1	-	-	-	-	-	-	1	-	-	2			3
		2015	1	-	-	-	-	-	-	-	-	-	-	-	1	-50.0%	▼	1
	General Civil - Level 1	2015	-	-	1	-	-	-	-	-	-	-	-	-	1			1
	General Civil - Level 2	2014	-	-	-	-	1	-	-	-	-	-	-	4	0			5
		2015	2	-	-	-	-	-	-	-	-	-	-	-	2	0.0%	↔	2
	General Civil - Level 3	2014	-	-	-	-	-	-	1	-	-	-	-	-	0			1
	Probates/Wills and Trusts	2014	-	-	-	-	1	-	-	-	-	-	-	-	0	0.0%	↔	1
	Uncontested Divorce	2014	1	-	-	1	-	-	-	-	-	1	-	-	1	0.0%	↔	3
Crimi		2015	1	-	-	-	-	-	-	-	-	-	-	-	1	0.0%	↔	1
	Misdemeanor	2014	-	-	-	-	-	1	-	-	-	2	-	-	0			3
	Non-Capital Felonies and Related Matters	2014	1	-	19	9	-	1	-	-	4	1	-	-	20	0.0%	↔	35
Oth		2015	2	-	-	-	-	-	-	-	-	-	-	-	2	-90.0%	▼	2
	Miscellaneous	2014	1	12	11	4	2	7	3	5	8	6	5	3	24			67
		2015	8	13	7	-	-	-	-	-	-	-	-	-	28	16.7%	▲	28

Court: Rockbridge Circuit

Start/End Date: Jan-14 / Mar-15

2014 Average Month: 174

Jan-Mar 2014: 518

Filings Trending: Downward ▼

Circuit/Court ID: 25 225163


Type of Case: Filings

2015 Average Month:134

Jan-Mar 2015 : 403


Overall AVG. Month: 166

Monthly Filings Summary



Jan 2014-----Mar 2015

January --- March Filings



518 2014 403 2015

	Jan	Feb	Mar	Apr	May	Jun	Jul	Aug	Sep	Oct	Nov	Dec	Thru Mar	% Change	Trending	Total
2014	109	175	234	148	187	239	262	137	142	139	145	174	518			2,091
2015	102	159	142	-	-	-	-	-	-	-	-	-	403	-22.2%	▼	403

			Jan	Feb	Mar	Apr	May	Jun	Jul	Aug	Sep	Oct	Nov	Dec	Thru Mar	% Change	Trending	Total
Civil	Administrative Law	2014	-	-	-	1	-	-	-	-	-	-	-	-	0			1
	Contested Divorce	2014	4	3	1	-	1	2	5	3	-	4	2	3	8	0.0%	↔	28
		2015	3	2	4	-	-	-	-	-	-	-	-	-	9	12.5%	▲	9
	Domestic and Family - Level 1	2014	-	1	1	4	2	-	3	-	1	1	2	8	2			23
		2015	2	-	3	-	-	-	-	-	-	-	-	-	5	150.0%	▲	5
	Domestic and Family - Level 2	2014	1	1	-	-	1	-	2	1	-	-	1	-	2			7
		2015	-	-	1	-	-	-	-	-	-	-	-	-	1	-50.0%	▼	1
	General Civil - Level 1	2014	-	1	1	-	-	-	-	-	-	-	-	-	2			2
	General Civil - Level 2	2014	7	2	6	5	5	9	6	4	5	1	3	2	15			55
		2015	4	6	5	-	-	-	-	-	-	-	-	-	15	0.0%	↔	15
	General Civil - Level 3	2014	2	4	6	-	6	3	2	1	6	1	1	2	12			34
		2015	2	2	2	-	-	-	-	-	-	-	-	-	6	-50.0%	▼	6
	Probates/Wills and Trusts	2014	-	-	1	-	-	-	-	-	1	-	-	-	1			2
	Probates/Wills and Trusts - Level 2	2014	1	1	-	-	1	2	-	1	2	-	-	1	2			9
Criminal		2015	1	1	-	-	-	-	-	-	-	-	-	-	2	0.0%	↔	2
	Uncontested Divorce	2014	4	4	6	10	7	7	8	5	10	2	3	2	14			68
		2015	7	7	8	-	-	-	-	-	-	-	-	-	22	57.1%	▲	22
	Misdemeanor	2014	13	20	19	16	39	32	29	17	14	14	23	19	52			255
Other		2015	13	28	19	-	-	-	-	-	-	-	-	-	60	15.4%	▲	60
	Non-Capital Felonies and Related Matters	2014	36	77	91	38	68	126	141	51	46	61	49	98	204			882
		2015	17	57	35	-	-	-	-	-	-	-	-	-	109	-46.6%	▼	109
	Other Criminally Related Matters	2014	-	3	9	4	7	5	5	3	4	2	5	2	12			49
Other		2015	4	6	6	-	-	-	-	-	-	-	-	-	16	33.3%	▲	16
	Miscellaneous	2014	41	58	93	70	48	52	60	51	52	51	56	36	192			668
		2015	49	49	57	-	-	-	-	-	-	-	-	-	155	-19.3%	▼	155
	Other	2014	-	-	-	-	2	1	1	-	1	2	-	1	0			8
		2015	-	1	2	-	-	-	-	-	-	-	-	-	3	0.0%	↔	3

Court: Buena Vista Circuit

Start/End Date: Jan-14 / Mar-15

2014 Average Month: 40

Jan-Mar 2014: 206

Filings Trending: Downward ▼

Circuit/Court ID: 25 225530

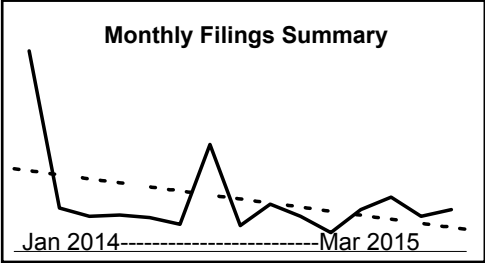
Type of Case: Filings

2015 Average Month:32

Jan-Mar 2015 : 97

Overall AVG. Month: 39

Monthly Filings Summary



January --- March Filings

206

2014

97

2015

	Jan	Feb	Mar	Apr	May	Jun	Jul	Aug	Sep	Oct	Nov	Dec	Thru Mar	% Change	Trending	Total
2014	148	32	26	27	25	20	79	19	35	26	14	31	206			482
2015	40	26	31	-	-	-	-	-	-	-	-	-	97	-52.9%	▼	97

			Jan	Feb	Mar	Apr	May	Jun	Jul	Aug	Sep	Oct	Nov	Dec	Thru Mar	% Change	Trending	Total
Civil	Contested Divorce	2014	-	-	2	1	3	2	-	-	1	-	-	-	2			9
		2015	1	1	-	-	-	-	-	-	-	-	-	-	2	0.0%	↔	2
	Domestic and Family - Level 1	2014	1	-	-	3	-	-	-	-	3	-	-	-	1			7
		2015	-	-	1	-	-	-	-	-	-	-	-	-	1	0.0%	↔	1
	Domestic and Family - Lev	2014	-	-	1	-	-	-	-	-	-	2	-	-	1			3
		2015	-	-	-	-	-	-	-	-	-	-	-	-	-			-
	General Civil - Level 2	2014	-	-	-	-	-	1	1	2	2	-	2	1	0			9
		2015	-	1	-	-	-	-	-	-	-	-	-	-	1	0.0%	↔	1
	General Civil - Level 3	2014	-	-	-	-	-	1	1	-	-	1	-	-	0			3
		2015	-	1	-	-	-	-	-	-	-	-	-	-	1	0.0%	↔	1
Criminal	Probates/Wills and Trusts - Level 2	2014	1	1	-	-	1	-	-	-	-	-	-	1	2			4
		2015	1	1	3	-	-	-	-	-	-	-	-	-	5	150.0%	▲	5
	Uncontested Divorce	2014	-	-	3	3	3	2	2	1	1	2	-	3	3			20
		2015	2	2	2	-	-	-	-	-	-	-	-	-	6	100.0%	▲	6
	Misdemeanor	2014	2	5	2	2	5	5	8	1	1	-	6	8	9			45
		2015	1	5	3	-	-	-	-	-	-	-	-	-	9	0.0%	↔	9
	Non-Capital Felonies and Related Matters	2014	132	9	8	10	6	6	62	8	21	10	1	14	149			287
		2015	31	4	15	-	-	-	-	-	-	-	-	-	50	-66.4%	▼	50
	Other Criminally Related M	2014	2	2	1	1	1	-	-	-	-	1	1	1	5			10
		2015	-	-	-	-	-	-	-	-	-	-	-	-	-			-
Oth	Miscellaneous	2014	10	15	9	7	6	3	5	7	6	10	4	3	34			85
		2015	4	11	7	-	-	-	-	-	-	-	-	-	22	-35.3%	▼	22

Court: Staunton Circuit

Start/End Date: Jan-14 / Mar-15

2014 Average Month: 137

Jan-Mar 2014: 423

Filings Trending: Upward ▲

Circuit/Court ID: 25 225790

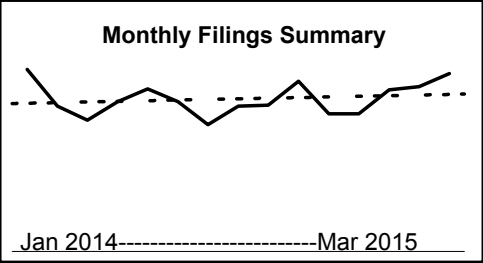
Type of Case: Filings

2015 Average Month:155

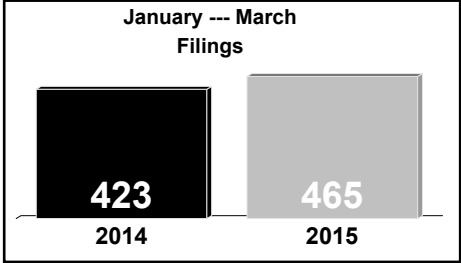
Jan-Mar 2015 : 465

Overall AVG. Month: 141

Monthly Filings Summary



January --- March Filings



	Jan	Feb	Mar	Apr	May	Jun	Jul	Aug	Sep	Oct	Nov	Dec	Thru Mar	% Change	Trending	Total
2014	168	134	121	138	150	138	117	134	135	157	127	127	423			1,646
2015	149	152	164	-	-	-	-	-	-	-	-	-	465	9.9%	▲	465

			Jan	Feb	Mar	Apr	May	Jun	Jul	Aug	Sep	Oct	Nov	Dec	Thru Mar	% Change	Trending	Total
Civil	Contested Divorce	2014	1	2	1	1	-	2	4	2	3	2	2	-	4			20
		2015	2	5	1	-	-	-	-	-	-	-	-	-	8	100.0%	▲	8
	Domestic and Family - Level 1	2014	5	1	3	3	4	3	-	2	11	6	9	6	9			53
		2015	-	1	15	-	-	-	-	-	-	-	-	-	16	77.8%	▲	16
	Domestic and Family - Level 2	2014	-	-	2	1	4	5	11	6	7	6	7	7	2			56
		2015	8	12	6	-	-	-	-	-	-	-	-	-	26	1,200.0%	▲	26
	General Civil - Level 1	2014	-	-	1	-	-	-	1	-	-	1	-	-	1			3
		2015	-	-	1	-	-	-	-	-	-	-	-	-	1	0.0%	↔	1
	General Civil - Level 2	2014	-	1	-	2	1	-	5	2	1	2	2	-	1			16
		2015	4	1	1	-	-	-	-	-	-	-	-	-	6	500.0%	▲	6
	General Civil - Level 3	2014	11	5	7	8	5	2	4	4	6	-	-	2	23			54
		2015	2	-	5	-	-	-	-	-	-	-	-	-	7	-69.6%	▼	7
	Probates/Wills and Trusts - Level 2	2014	1	-	-	-	1	-	1	-	-	1	-	3	1			7
		2015	1	-	-	-	-	-	-	-	-	-	-	-	1	0.0%	↔	1
	Protective Orders	2014	-	-	-	-	-	-	-	-	-	2	-	-	0			2
Criminal	Uncontested Divorce	2014	4	6	6	7	7	1	3	5	5	6	7	1	16	0.0%	↔	58
		2015	4	3	7	-	-	-	-	-	-	-	-	-	14	-12.5%	▼	14
	Misdemeanor	2014	25	11	5	13	13	24	17	3	7	5	9	6	41			138
		2015	10	12	13	-	-	-	-	-	-	-	-	-	35	-14.6%	▼	35
	Non-Capital Felonies and Related Matters	2014	80	57	42	58	63	62	39	74	64	95	46	59	179			739
		2015	80	72	72	-	-	-	-	-	-	-	-	-	224	25.1%	▲	224
Other	Other Criminally Related Matters	2014	2	4	2	3	22	12	9	4	1	-	8	8	8			75
		2015	-	3	9	-	-	-	-	-	-	-	-	-	12	50.0%	▲	12
	Miscellaneous	2014	31	43	46	31	26	26	20	28	26	26	31	30	120			364
		2015	35	36	32	-	-	-	-	-	-	-	-	-	103	-14.2%	▼	103
	Other	2014	8	4	6	11	4	1	3	4	4	5	6	5	18			61
		2015	3	7	2	-	-	-	-	-	-	-	-	-	12	-33.3%	▼	12

Court: Waynesboro Circuit

Start/End Date: Jan-14 / Mar-15

2014 Average Month: 166

Jan-Mar 2014: 572

Filings Trending: Downward ▼

Circuit/Court ID: 25 225820


Type of Case: Filings

2015 Average Month:164


Jan-Mar 2015 : 491

Overall AVG. Month: 165

Monthly Filings Summary



January --- March Filings



	Jan	Feb	Mar	Apr	May	Jun	Jul	Aug	Sep	Oct	Nov	Dec	Thru Mar	% Change	Trending	Total
2014	193	145	234	167	149	147	167	138	170	170	132	176	572			1,988
2015	193	141	157	-	-	-	-	-	-	-	-	-	491	-14.2%	▼	491

			Jan	Feb	Mar	Apr	May	Jun	Jul	Aug	Sep	Oct	Nov	Dec	Thru Mar	% Change	Trending	Total
Civil	Administrative Law	2014	-	-	-	-	-	-	-	-	1	-	-	-	0			1
	Contested Divorce	2014	9	5	16	11	10	3	5	12	11	15	8	8	30	0.0%	↔	113
		2015	13	12	16	-	-	-	-	-	-	-	-	-	41	36.7%	▲	41
	Domestic and Family - Level 1	2014	2	-	1	15	11	8	8	9	29	5	12	12	3			112
		2015	3	3	5	-	-	-	-	-	-	-	-	-	11	266.7%	▲	11
	Domestic and Family - Level 2	2014	-	1	-	-	4	1	-	3	3	-	-	-	1			12
		2015	-	-	1	-	-	-	-	-	-	-	-	-	1	0.0%	↔	1
	General Civil - Level 1	2014	-	-	-	1	1	-	1	-	-	-	-	-	0			3
	General Civil - Level 2	2014	1	2	2	5	1	1	2	1	8	2	-	2	5	0.0%	↔	27
		2015	2	3	5	-	-	-	-	-	-	-	-	-	10	100.0%	▲	10
	General Civil - Level 3	2014	-	7	1	2	5	1	2	1	1	2	-	-	8			22
		2015	-	1	-	-	-	-	-	-	-	-	-	-	1	-87.5%	▼	1
	Probates/Wills and Trusts	2015	1	-	1	-	-	-	-	-	-	-	-	-	2			2
	Probates/Wills and Trusts - Level 2	2014	1	1	-	-	-	-	-	2	-	-	-	-	2			4
Criminal		2015	-	1	1	-	-	-	-	-	-	-	-	-	2	0.0%	↔	2
	Uncontested Divorce	2014	20	17	39	27	19	20	24	20	18	29	16	25	76			274
		2015	19	22	32	-	-	-	-	-	-	-	-	-	73	-3.9%	▼	73
	Misdemeanor	2014	12	6	6	9	9	3	11	12	4	12	13	8	24			105
Other		2015	10	6	13	-	-	-	-	-	-	-	-	-	29	20.8%	▲	29
	Non-Capital Felonies and Related Matters	2014	77	29	42	37	43	43	61	34	24	38	33	57	148			518
		2015	66	18	18	-	-	-	-	-	-	-	-	-	102	-31.1%	▼	102
	Other Criminally Related Matters	2014	-	1	3	3	-	1	-	2	2	-	1	1	4			14
Other		2015	-	-	1	-	-	-	-	-	-	-	-	-	1	-75.0%	▼	1
	Miscellaneous	2014	25	47	54	26	12	25	23	17	34	40	15	31	126			349
		2015	38	25	22	-	-	-	-	-	-	-	-	-	85	-32.5%	▼	85
	Other	2014	46	29	70	31	34	41	30	25	35	27	34	32	145			434
		2015	41	50	42	-	-	-	-	-	-	-	-	-	133	-8.3%	▼	133

Court: Clarke Circuit

Start/End Date: Jan-14 / Mar-15

2014 Average Month: 69

Jan-Mar 2014: 198

Filings Trending: Downward ▼

Circuit/Court ID: 26 226043


Type of Case: Filings

2015 Average Month:41

Jan-Mar 2015 : 124

Overall AVG. Month: 63

Monthly Filings Summary



Jan 2014-----Mar 2015

January --- March Filings

198

2014

124

2015

	Jan	Feb	Mar	Apr	May	Jun	Jul	Aug	Sep	Oct	Nov	Dec	Thru Mar	% Change	Trending	Total
2014	71	68	59	95	58	54	101	62	50	108	50	46	198			822
2015	29	53	42	-	-	-	-	-	-	-	-	-	124	-37.4%	▼	124

			Jan	Feb	Mar	Apr	May	Jun	Jul	Aug	Sep	Oct	Nov	Dec	Thru Mar	% Change	Trending	Total
Civil	Contested Divorce	2014	3	1	1	1	1	4	1	2	-	1	-	-	5			15
		2015	1	4	2	-	-	-	-	-	-	-	-	-	7	40.0%	▲	7
	Domestic and Family - Level 1	2014	-	1	-	2	1	1	1	-	2	1	5	-	1			14
		2015	-	-	1	-	-	-	-	-	-	-	-	-	1	0.0%	↔	1
	Domestic and Family - Level 2	2014	2	1	-	1	1	-	1	-	-	1	-	-	3			7
		2015	-	-	1	-	-	-	-	-	-	-	-	-	1	-66.7%	▼	1
	General Civil - Level 1	2014	-	-	-	-	-	-	-	2	-	-	-	1	0			3
	General Civil - Level 2	2014	1	-	-	3	3	-	1	-	4	2	-	-	1	0.0%	↔	14
		2015	1	2	1	-	-	-	-	-	-	-	-	-	4	300.0%	▲	4
	General Civil - Level 3	2014	-	2	2	1	2	3	1	1	-	1	-	1	4			14
	Probates/Wills and Trusts	2014	1	-	-	-	-	-	-	-	-	-	-	-	1			1
	Probates/Wills and Trusts - Level 2	2014	-	-	-	-	-	-	-	4	1	1	-	-	0			6
Criminal		2015	-	1	-	-	-	-	-	-	-	-	-	-	1	0.0%	↔	1
	Uncontested Divorce	2014	5	5	2	4	7	6	4	5	4	7	2	4	12			55
		2015	3	3	4	-	-	-	-	-	-	-	-	-	10	-16.7%	▼	10
	Misdemeanor	2014	1	12	4	12	6	1	13	11	7	9	8	6	17			90
		2015	2	1	3	-	-	-	-	-	-	-	-	-	6	-64.7%	▼	6
	Non-Capital Felonies and Related Matters	2014	9	12	8	45	10	6	49	15	5	67	10	6	29			242
Other		2015	6	10	5	-	-	-	-	-	-	-	-	-	21	-27.6%	▼	21
	Other Criminally Related Matters	2014	5	6	1	3	-	8	3	1	1	2	-	2	12			32
		2015	-	-	1	-	-	-	-	-	-	-	-	-	1	-91.7%	▼	1
	Miscellaneous	2014	41	28	40	23	27	25	27	21	26	16	25	26	109			325
		2015	16	31	24	-	-	-	-	-	-	-	-	-	71	-34.9%	▼	71
	Other	2014	3	-	1	-	-	-	-	-	-	-	-	-	4			4
		2015	-	1	-	-	-	-	-	-	-	-	-	-	1	-75.0%	▼	1

Court: Frederick Circuit

Start/End Date: Jan-14 / Mar-15

2014 Average Month: 376

Jan-Mar 2014: 1,184

Filings Trending: Downward ▼

Circuit/Court ID: 26 226069


Type of Case: Filings

2015 Average Month:371

Jan-Mar 2015 : 1,114

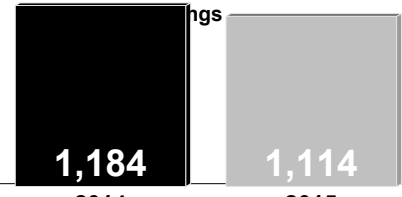
Overall AVG. Month: 375

Monthly Filings Summary



Jan 2014-----Mar 2015

January --- March Filings



1,184 2014 1,114 2015

	Jan	Feb	Mar	Apr	May	Jun	Jul	Aug	Sep	Oct	Nov	Dec	Thru Mar	% Change	Trending	Total
2014	354	413	417	436	423	321	386	324	378	390	264	401	1,184			4,507
2015	393	322	399	-	-	-	-	-	-	-	-	-	1,114	-5.9%	▼	1,114

			Jan	Feb	Mar	Apr	May	Jun	Jul	Aug	Sep	Oct	Nov	Dec	Thru Mar	% Change	Trending	Total
Civil	Administrative Law	2014	-	-	-	1	-	-	1	1	-	-	-	1	0			4
		2015	-	-	2	-	-	-	-	-	-	-	-	-	2	0.0%	↔	2
	Contested Divorce	2014	6	12	12	4	7	11	12	8	6	8	3	11	30			100
		2015	7	7	17	-	-	-	-	-	-	-	-	-	31	3.3%	▲	31
	Domestic and Family - Level 1	2014	-	1	4	7	9	2	4	3	6	3	5	4	5			48
		2015	2	1	7	-	-	-	-	-	-	-	-	-	10	100.0%	▲	10
	Domestic and Family - Level 2	2014	2	2	-	5	1	4	3	-	1	5	1	4	4			28
		2015	3	1	2	-	-	-	-	-	-	-	-	-	6	50.0%	▲	6
	General Civil - Level 1	2014	-	-	1	-	-	-	1	-	2	-	-	-	1			4
		2015	-	1	-	-	-	-	-	-	-	-	-	-	1	0.0%	↔	1
	General Civil - Level 2	2014	8	6	7	5	9	5	4	11	15	7	7	6	21			90
		2015	5	4	10	-	-	-	-	-	-	-	-	-	19	-9.5%	▼	19
	General Civil - Level 3	2014	2	2	5	3	6	7	6	4	6	4	4	5	9			54
		2015	5	3	1	-	-	-	-	-	-	-	-	-	9	0.0%	↔	9
	Probates/Wills and Trusts	2014	-	-	-	-	-	-	1	-	-	-	1	-	0			2
Criminal	Probates/Wills and Trusts - Level 2	2014	3	1	2	3	3	3	2	2	2	3	-	2	6	0.0%	↔	26
		2015	2	3	3	-	-	-	-	-	-	-	-	-	8	33.3%	▲	8
	Uncontested Divorce	2014	17	18	23	14	14	19	18	18	18	19	19	14	58			211
		2015	11	27	30	-	-	-	-	-	-	-	-	-	68	17.2%	▲	68
	Misdemeanor	2014	34	33	54	48	48	24	37	38	65	45	25	41	121			492
		2015	41	53	52	-	-	-	-	-	-	-	-	-	146	20.7%	▲	146
Other	Non-Capital Felonies and Related Matters	2014	118	178	148	167	201	130	164	118	148	144	108	189	444			1,813
		2015	200	97	153	-	-	-	-	-	-	-	-	-	450	1.4%	▲	450
	Other Criminally Related Matters	2014	2	2	6	3	5	5	6	6	2	4	4	9	10			54
		2015	5	4	1	-	-	-	-	-	-	-	-	-	10	0.0%	↔	10
	Miscellaneous	2014	162	157	155	176	120	111	127	115	107	148	85	115	474			1,578
		2015	112	120	121	-	-	-	-	-	-	-	-	-	353	-25.5%	▼	353
	Other	2014	-	1	-	-	-	-	-	-	-	-	2	-	1			3
		2015	-	1	-	-	-	-	-	-	-	-	-	-	1	0.0%	↔	1

Court: Page Circuit

Start/End Date: Jan-14 / Mar-15

2014 Average Month: 132

Jan-Mar 2014: 468

Filings Trending: Downward ▼

Circuit/Court ID: 26 226139


Type of Case: Filings

2015 Average Month:147

Jan-Mar 2015 : 442

Overall AVG. Month: 135

Monthly Filings Summary



January --- March Filings

468

2014

442

2015

	Jan	Feb	Mar	Apr	May	Jun	Jul	Aug	Sep	Oct	Nov	Dec	Thru Mar	% Change	Trending	Total
2014	226	137	105	118	104	146	162	90	142	135	134	90	468			1,589
2015	192	108	142	-	-	-	-	-	-	-	-	-	442	-5.6%	▼	442

			Jan	Feb	Mar	Apr	May	Jun	Jul	Aug	Sep	Oct	Nov	Dec	Thru Mar	% Change	Trending	Total
Civil	Contested Divorce	2014	3	5	2	2	3	5	2	1	1	3	1	1	10			29
		2015	-	6	2	-	-	-	-	-	-	-	-	-	8	-20.0%	▼	8
	Domestic and Family - Level 1	2014	2	5	5	2	5	1	1	3	2	1	1	1	12			29
		2015	2	1	1	-	-	-	-	-	-	-	-	-	4	-66.7%	▼	4
	Domestic and Family - Level 2	2014	1	-	1	1	-	-	-	1	-	-	-	-	2			4
		2015	1	1	-	-	-	-	-	-	-	-	-	-	2	0.0%	↔	2
	General Civil - Level 1	2014	-	-	-	-	-	1	-	-	-	-	-	-	0			1
		2015	-	-	-	-	-	-	-	-	-	-	-	-	-			-
	General Civil - Level 2	2014	4	3	2	2	1	6	4	6	-	1	2	1	9	0.0%	↔	32
		2015	1	2	6	-	-	-	-	-	-	-	-	-	9	0.0%	↔	9
	General Civil - Level 3	2014	1	2	-	1	-	-	6	1	-	5	-	4	3			20
		2015	1	-	1	-	-	-	-	-	-	-	-	-	2	-33.3%	▼	2
	Probates/Wills and Trusts	2014	-	-	2	-	1	-	-	-	-	-	-	-	2			3
		2015	-	-	-	-	4	-	-	-	-	-	1	-	1			6
	Probates/Wills and Trusts - Level 2	2014	1	-	-	-	-	-	-	-	-	-	-	-	2	100.0%	▲	2
		2015	-	1	1	-	-	-	-	-	-	-	-	-	2			2
	Protective Orders	2014	-	1	-	-	-	-	-	-	-	-	-	-	1			1
		2015	1	-	-	-	-	-	-	-	-	-	-	-	1	0.0%	↔	1
	Uncontested Divorce	2014	8	6	1	6	4	4	6	6	5	11	5	2	15			64
		2015	4	4	9	-	-	-	-	-	-	-	-	-	17	13.3%	▲	17
Criminal	Misdemeanor	2014	42	8	12	12	15	13	24	10	27	14	15	9	62			201
		2015	31	13	12	-	-	-	-	-	-	-	-	-	56	-9.7%	▼	56
	Non-Capital Felonies and Related Matters	2014	107	40	31	52	40	95	90	29	65	61	77	30	178			717
		2015	108	38	64	-	-	-	-	-	-	-	-	-	210	18.0%	▲	210
	Other Criminally Related Matters	2014	2	-	2	2	-	-	2	1	-	1	3	2	4			15
		2015	1	-	1	-	-	-	-	-	-	-	-	-	2	-50.0%	▼	2
Other	Miscellaneous	2014	55	63	47	37	31	20	26	30	37	37	26	39	165			448
		2015	41	41	41	-	-	-	-	-	-	-	-	-	123	-25.5%	▼	123
	Other	2014	-	4	-	1	-	1	1	2	5	1	3	1	4			19
		2015	1	1	4	-	-	-	-	-	-	-	-	-	6	50.0%	▲	6

Court: Rockingham Circuit

Start/End Date: Jan-14 / Mar-15

2014 Average Month: 595

Jan-Mar 2014: 1,984

Filings Trending: Downward ▼

Circuit/Court ID: 26 226165

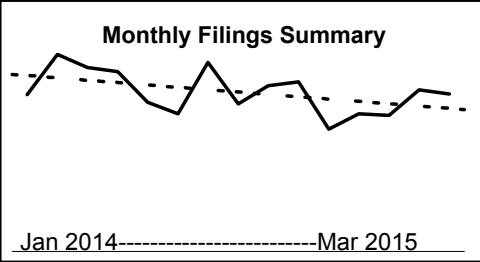
Type of Case: Filings

2015 Average Month: 560

Jan-Mar 2015 : 1,679

Overall AVG. Month: 588

Monthly Filings Summary



January --- March Filings

1,984

2014

1,679

2015

	Jan	Feb	Mar	Apr	May	Jun	Jul	Aug	Sep	Oct	Nov	Dec	Thru Mar	% Change	Trending	Total
2014	579	727	678	663	550	508	697	544	611	625	451	508	1,984			7,141
2015	502	596	581	-	-	-	-	-	-	-	-	-	1,679	-15.4%	▼	1,679

			Jan	Feb	Mar	Apr	May	Jun	Jul	Aug	Sep	Oct	Nov	Dec	Thru Mar	% Change	Trending	Total
Civil	Administrative Law	2014	-	-	-	-	-	-	-	-	-	1	-	-	0			1
		2015	-	1		-	-	-	-	-	-	-	-	-	-	1	0.0%	↔
	Contested Divorce	2014	9	18	9	11	11	10	13	10	16	11	8	3	36			129
		2015	10	12	16	-	-	-	-	-	-	-	-	-	38	5.6%	▲	38
	Domestic and Family - Level 1	2014	6	3	14	7	6	10	7	14	1	27	6	7	23			108
		2015	6	2	4	-	-	-	-	-	-	-	-	-	12	-47.8%	▼	12
	Domestic and Family - Level 2	2014	3	6	1	9	7	5	5	5	4	13	3	11	10			72
		2015	5	2	13	-	-	-	-	-	-	-	-	-	20	100.0%	▲	20
	General Civil - Level 1	2014	-	1	2	1	1	-	2	1	-	1	-	1	3			10
		2015	2	2	-	-	-	-	-	-	-	-	-	-	4	33.3%	▲	4
	General Civil - Level 2	2014	13	19	21	9	12	20	14	14	15	15	7	8	53			167
		2015	13	13	9	-	-	-	-	-	-	-	-	-	35	-34.0%	▼	35
	General Civil - Level 3	2014	3	3	4	10	3	3	8	8	2	9	8	3	10			64
		2015	3	4	6	-	-	-	-	-	-	-	-	-	13	30.0%	▲	13
	Probates/Wills and Trusts	2014	1	-	-	1	-	-	-	-	-	2	-	-	1			4
	Probates/Wills and Trusts - Level 2	2014	3	-	7	1	1	4	2	2	6	3	1	2	10			32
		2015	8	1	1	-	-	-	-	-	-	-	-	-	10	0.0%	↔	10
	Protective Orders	2014	1	3	4	2	-	1	2	2	2	1	2	-	8			20
		2015	-	1	3	-	-	-	-	-	-	-	-	-	4	-50.0%	▼	4
	Uncontested Divorce	2014	28	29	31	30	22	35	20	28	24	22	23	21	88			313
		2015	28	23	35	-	-	-	-	-	-	-	-	-	86	-2.3%	▼	86
Criminal	Capital Murder	2014	-	-	2	-	-	-	-	-	-	-	-	-	2			2
	Misdemeanor	2014	52	70	61	61	48	43	66	48	52	48	54	40	183			643
		2015	42	42	51	-	-	-	-	-	-	-	-	-	135	-26.2%	▼	135
	Non-Capital Felonies and Related Matters	2014	159	239	215	226	239	190	300	197	244	225	171	199	613			2,604
		2015	153	212	204	-	-	-	-	-	-	-	-	-	569	-7.2%	▼	569
	Other Criminally Related Matters	2014	8	17	9	5	8	4	25	11	15	7	9	13	34			131
2015		3	7	8	-	-	-	-	-	-	-	-	-	18	-47.1%	▼	18	
Other	Miscellaneous	2014	209	242	254	222	149	128	162	145	155	174	93	140	705			2,073
		2015	152	207	175	-	-	-	-	-	-	-	-	-	534	-24.3%	▼	534
	Other	2014	84	77	44	68	43	55	71	59	73	68	66	60	205			768
		2015	77	67	56	-	-	-	-	-	-	-	-	-	200	-2.4%	▼	200

Court: Shenandoah Circuit

Start/End Date: Jan-14 / Mar-15

2014 Average Month: 273

Jan-Mar 2014: 710

Filings Trending: Upward ▲

Circuit/Court ID: 26 226171


Type of Case: Filings

2015 Average Month:272

Jan-Mar 2015 : 816

Overall AVG. Month: 272

Monthly Filings Summary



Jan 2014-----Mar 2015

January --- March Filings

710

2014

816

2015

	Jan	Feb	Mar	Apr	May	Jun	Jul	Aug	Sep	Oct	Nov	Dec	Thru Mar	% Change	Trending	Total
2014	224	239	247	360	321	162	406	227	207	427	180	270	710			3,270
2015	261	302	253	-	-	-	-	-	-	-	-	-	816	14.9%	▲	816

			Jan	Feb	Mar	Apr	May	Jun	Jul	Aug	Sep	Oct	Nov	Dec	Thru Mar	% Change	Trending	Total
Civil	Administrative Law	2014	-	-	-	1	1	-	-	-	-	1	-	-	0			3
	Contested Divorce	2014	2	5	6	7	2	5	5	3	2	2	3	4	13	0.0%	↔	46
		2015	1	3	5	-	-	-	-	-	-	-	-	-	9	-30.8%	▼	9
	Domestic and Family - Level 1	2014	-	4	6	6	12	3	6	5	10	11	11	5	10			79
		2015	6	3	2	-	-	-	-	-	-	-	-	-	11	10.0%	▲	11
	Domestic and Family - Level 2	2014	1	2	3	1	1	1	2	2	1	-	4	2	6			20
		2015	2	2	1	-	-	-	-	-	-	-	-	-	5	-16.7%	▼	5
	General Civil - Level 1	2014	1	-	-	-	-	-	-	1	-	-	-	-	1			2
		2015	-	-	2	-	-	-	-	-	-	-	-	-	2	100.0%	▲	2
	General Civil - Level 2	2014	2	2	4	6	7	3	6	1	5	6	2	4	8			48
		2015	2	3	2	-	-	-	-	-	-	-	-	-	7	-12.5%	▼	7
	General Civil - Level 3	2014	1	3	2	2	1	3	1	-	1	-	-	1	6			15
		2015	1	1	2	-	-	-	-	-	-	-	-	-	4	-33.3%	▼	4
	Probates/Wills and Trusts - Level 2	2014	3	1	4	-	-	1	1	1	1	-	1	1	8			14
		2015	-	1	-	-	-	-	-	-	-	-	-	-	1	-87.5%	▼	1
Criminal	Uncontested Divorce	2014	8	14	10	11	11	9	13	13	11	10	4	4	32			118
		2015	8	2	9	-	-	-	-	-	-	-	-	-	19	-40.6%	▼	19
	Capital Murder	2014	-	-	-	1	-	-	-	-	-	-	-	-	0			1
	Misdemeanor	2014	24	34	21	30	15	7	29	28	23	45	13	48	79	0.0%	↔	317
		2015	17	45	35	-	-	-	-	-	-	-	-	-	97	22.8%	▲	97
Other	Non-Capital Felonies and Related Matters	2014	67	48	13	123	121	6	251	63	18	223	28	117	128			1,078
		2015	110	89	87	-	-	-	-	-	-	-	-	-	286	123.4%	▲	286
	Other Criminally Related Matters	2014	-	3	1	6	-	3	2	1	17	5	-	1	4			39
Other		2015	1	8	1	-	-	-	-	-	-	-	-	-	10	150.0%	▲	10
	Miscellaneous	2014	96	88	100	90	59	76	64	58	81	91	54	57	284			914
		2015	75	54	85	-	-	-	-	-	-	-	-	-	214	-24.6%	▼	214
Other	Other	2014	19	35	77	76	91	45	26	51	37	33	60	26	131			576
		2015	38	91	22	-	-	-	-	-	-	-	-	-	151	15.3%	▲	151

Court: Warren Circuit

Start/End Date: Jan-14 / Mar-15

2014 Average Month: 246

Jan-Mar 2014: 769

Filings Trending: Downward ▼

Circuit/Court ID: 26 226187

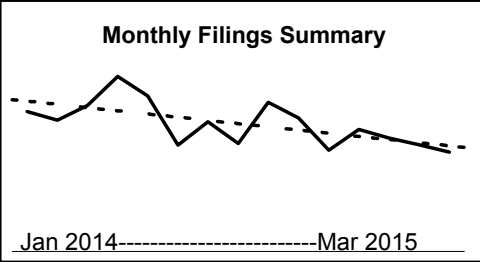
Type of Case: Filings

2015 Average Month:196

Jan-Mar 2015 : 589

Overall AVG. Month: 236

Monthly Filings Summary



January --- March Filings

769

2014

589

2015

	Jan	Feb	Mar	Apr	May	Jun	Jul	Aug	Sep	Oct	Nov	Dec	Thru Mar	% Change	Trending	Total
2014	258	242	269	323	287	196	239	199	275	246	187	225	769			2,946
2015	209	197	183	-	-	-	-	-	-	-	-	-	589	-23.4%	▼	589

			Jan	Feb	Mar	Apr	May	Jun	Jul	Aug	Sep	Oct	Nov	Dec	Thru Mar	% Change	Trending	Total
Civil	Administrative Law	2014	-	-	-	-	-	-	1	-	-	1	-	-	0			2
		2015	-	-	1	-	-	-	-	-	-	-	-	-	1	0.0%	↔	1
	Contested Divorce	2014	10	7	12	12	9	5	6	12	9	8	5	13	29			108
		2015	6	9	7	-	-	-	-	-	-	-	-	-	22	-24.1%	▼	22
	Domestic and Family - Level 1	2014	-	11	6	2	5	6	4	7	5	5	5	28	17			84
		2015	1	1	6	-	-	-	-	-	-	-	-	-	8	-52.9%	▼	8
	Domestic and Family - Level 2	2014	-	3	2	3	7	2	4	1	-	2	1	-	5			25
		2015	-	-	12	-	-	-	-	-	-	-	-	-	12	140.0%	▲	12
	General Civil - Level 1	2014	-	1	1	-	-	-	1	-	1	1	2	-	2			7
		2015	6	2	7	4	6	8	6	5	10	3	4	4	15			65
	General Civil - Level 2	2014	-	6	6	-	-	-	-	-	-	-	-	-	13	-13.3%	▼	13
		2015	1	6	6	-	-	-	-	-	-	-	-	-	3	0.0%	↔	3
	General Civil - Level 3	2014	-	1	2	2	1	2	2	1	4	1	2	6	3			24
		2015	1	-	2	-	-	-	-	-	-	-	-	-	3	0.0%	↔	3
	Probates/Wills and Trusts	2014	-	-	-	-	-	-	-	1	-	-	-	-	0			1
		2015	-	-	2	1	1	-	-	-	-	-	-	1	2	0.0%	↔	5
Criminal	Probates/Wills and Trusts - Level 2	2014	-	-	-	-	-	-	-	-	-	-	-	-	2	0.0%	↔	2
		2015	2	-	-	-	-	-	-	-	-	-	-	-	2	0.0%	↔	2
	Protective Orders	2014	-	-	-	-	-	4	3	1	1	-	1	1	0			11
		2015	1	4	-	-	-	-	-	-	-	-	-	-	5	0.0%	↔	5
	Uncontested Divorce	2014	14	17	16	22	21	21	11	24	17	24	21	13	47			221
		2015	10	18	25	-	-	-	-	-	-	-	-	-	53	12.8%	▲	53
	Misdemeanor	2014	14	3	18	18	15	13	25	21	14	24	16	12	35			193
		2015	15	11	14	-	-	-	-	-	-	-	-	-	40	14.3%	▲	40
	Non-Capital Felonies and Related Matters	2014	82	37	41	107	124	47	69	31	89	77	52	44	160			800
		2015	83	75	24	-	-	-	-	-	-	-	-	-	182	13.8%	▲	182
	Other Criminally Related Matters	2014	8	2	10	7	4	4	4	-	4	2	4	-	20			49
		2015	10	5	13	-	-	-	-	-	-	-	-	-	28	40.0%	▲	28
Other	Miscellaneous	2014	96	86	95	92	69	48	52	72	64	58	46	53	277			831
		2015	77	66	72	-	-	-	-	-	-	-	-	-	215	-22.4%	▼	215
	Other	2014	28	72	57	53	25	36	51	23	57	40	28	50	157			520
		2015	2	2	1	-	-	-	-	-	-	-	-	-	5	-96.8%	▼	5

Court: Winchester Circuit

Start/End Date: Jan-14 / Mar-15

2014 Average Month: 207

Jan-Mar 2014: 587

Filings Trending: Upward ▲

Circuit/Court ID: 26 226840


Type of Case: Filings

2015 Average Month:242

Jan-Mar 2015 : 727


Overall AVG. Month: 214

Monthly Filings Summary



Jan 2014-----Mar 2015

January --- March Filings



587 2014 727 2015

			Jan	Feb	Mar	Apr	May	Jun	Jul	Aug	Sep	Oct	Nov	Dec	Thru Mar	% Change	Trending	Total
2014			139	209	239	221	240	221	234	168	202	228	200	187	587			2,488
2015			200	277	250	-	-	-	-	-	-	-	-	-	727	23.9%	▲	727

			Jan	Feb	Mar	Apr	May	Jun	Jul	Aug	Sep	Oct	Nov	Dec	Thru Mar	% Change	Trending	Total
Civil	Contested Divorce	2014	3	6	7	12	6	6	3	5	5	6	4	1	16			64
		2015	6	8	1	-	-	-	-	-	-	-	-	-	15	-6.3%	▼	15
	Domestic and Family - Level 1	2014	1	2	4	4	1	1	-	2	1	12	-	1	7			29
		2015	4	-	-	-	-	-	-	-	-	-	-	-	4	-42.9%	▼	4
	Domestic and Family - Level 2	2014	-	2	2	1	-	3	1	1	6	-	2	1	4			19
		2015	4	-	2	-	-	-	-	-	-	-	-	-	6	50.0%	▲	6
	General Civil - Level 1	2014	-	-	-	1	1	1	-	1	-	-	-	1	0			5
		2015	1	1	1	-	-	-	-	-	-	-	-	-	3	0.0%	↔	3
	General Civil - Level 2	2014	2	8	2	3	7	2	2	3	5	3	5	4	12			46
		2015	5	-	20	-	-	-	-	-	-	-	-	-	25	108.3%	▲	25
	General Civil - Level 3	2014	-	-	1	1	1	1	4	1	2	2	-	1	1			14
		2015	7	1	2	-	-	-	-	-	-	-	-	-	10	900.0%	▲	10
	Probates/Wills and Trusts	2014	-	1	-	-	-	-	1	-	2	-	-	-	1			4
	Probates/Wills and Trusts - Level 2	2014	1	1	1	-	-	1	-	1	1	-	2	1	3			9
		2015	1	-	1	-	-	-	-	-	-	-	-	-	2	-33.3%	▼	2
Protective Orders	2014	-	-	-	-	-	-	-	-	-	-	1	-	0			1	
Uncontested Divorce	2014	9	9	8	9	7	14	10	10	9	5	11	11	26	0.0%	↔	112	
	2015	12	7	9	-	-	-	-	-	-	-	-	-	28	7.7%	▲	28	
Criminal	Misdemeanor	2014	20	53	72	45	69	39	52	34	60	41	51	49	145			585
		2015	31	46	43	-	-	-	-	-	-	-	-	-	120	-17.2%	▼	120
	Non-Capital Felonies and Related Matters	2014	65	80	101	95	120	118	119	78	83	121	101	85	246			1,166
		2015	100	172	135	-	-	-	-	-	-	-	-	-	407	65.4%	▲	407
Other	Other Criminally Related Matters	2014	3	5	5	2	-	2	6	2	-	7	2	5	13			39
		2015	6	2	4	-	-	-	-	-	-	-	-	-	12	-7.7%	▼	12
	Miscellaneous	2014	33	39	35	43	27	29	35	29	25	28	21	26	107			370
		2015	20	38	29	-	-	-	-	-	-	-	-	-	87	-18.7%	▼	87
Other	2014	2	3	1	5	1	4	1	1	3	2	1	1	6			25	
	2015	3	2	3	-	-	-	-	-	-	-	-	-	8	33.3%	▲	8	

Court: Bland Circuit

Start/End Date: Jan-14 / Mar-15

2014 Average Month: 34

Jan-Mar 2014: 106

Filings Trending: Downward ▼

Circuit/Court ID: 27 227021


Type of Case: Filings

2015 Average Month:27

Jan-Mar 2015 : 81


Overall AVG. Month: 33

Monthly Filings Summary



Jan 2014-----Mar 2015

January --- March Filings



106 81

2014 2015

			Jan	Feb	Mar	Apr	May	Jun	Jul	Aug	Sep	Oct	Nov	Dec	Thru Mar	% Change	Trending	Total
2014			33	37	36	50	32	47	16	34	52	34	21	19	106			411
2015			20	32	29	-	-	-	-	-	-	-	-	-	81	-23.6%	▼	81

			Jan	Feb	Mar	Apr	May	Jun	Jul	Aug	Sep	Oct	Nov	Dec	Thru Mar	% Change	Trending	Total
Civil	Administrative Law	2014	-	-	-	-	-	-	-	-	-	-	-	1	0			1
	Contested Divorce	2014	4	-	3	-	-	2	-	-	1	2	-	-	7	0.0%	↔	12
		2015	1	-	1	-	-	-	-	-	-	-	-	-	2	-71.4%	▼	2
	Domestic and Family - Lev	2014	-	-	-	-	-	1	-	-	2	-	-	-	0			3
	Domestic and Family - Level 2	2014	1	-	-	-	-	-	-	-	-	-	-	-	1	0.0%	↔	1
		2015	-	-	1	-	-	-	-	-	-	-	-	-	1	0.0%	↔	1
	General Civil - Level 2	2014	-	-	-	1	-	1	-	-	2	1	-	1	0			6
		2015	-	1	-	-	-	-	-	-	-	-	-	-	1	0.0%	↔	1
	General Civil - Level 3	2014	-	-	-	1	1	-	-	-	-	-	-	1	0			3
		2015	1	-	-	-	-	-	-	-	-	-	-	-	1	0.0%	↔	1
	Probates/Wills and Trusts - Level 2	2014	-	1	-	-	1	-	-	-	-	-	1	2	1	0.0%	↔	5
		2015	-	-	1	-	-	-	-	-	-	-	-	-	1	0.0%	↔	1
Criminal	Uncontested Divorce	2014	3	-	3	1	2	5	1	3	3	-	2	1	6			24
		2015	3	3	-	-	-	-	-	-	-	-	-	-	6	0.0%	↔	6
	Misdemeanor	2014	-	1	2	1	1	1	-	2	1	-	3	-	3			12
		2015	-	3	-	-	-	-	-	-	-	-	-	-	3	0.0%	↔	3
	Non-Capital Felonies and Related Matters	2014	2	11	3	5	9	20	1	9	25	4	4	2	16			95
		2015	2	1	4	-	-	-	-	-	-	-	-	-	7	-56.3%	▼	7
Other	Other Criminally Related Matters	2014	-	2	-	2	2	-	1	6	1	-	-	-	2			14
		2015	-	1	-	-	-	-	-	-	-	-	-	-	1	-50.0%	▼	1
	Miscellaneous	2014	23	22	25	39	16	16	12	14	17	27	11	11	70			233
		2015	13	23	22	-	-	-	-	-	-	-	-	-	58	-17.1%	▼	58
Other			2014	-	-	-	-	-	1	1	-	-	-	-	0			2

Court: Carroll Circuit

Start/End Date: Jan-14 / Mar-15

2014 Average Month: 229

Jan-Mar 2014: 700

Filings Trending: Steady ↔

Circuit/Court ID: 27 227035

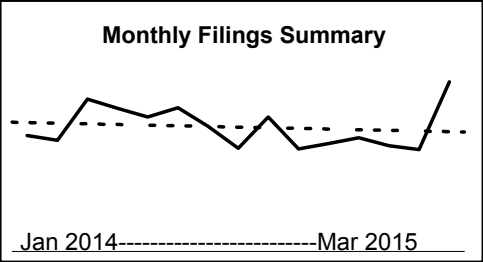
Type of Case: Filings

2015 Average Month:232

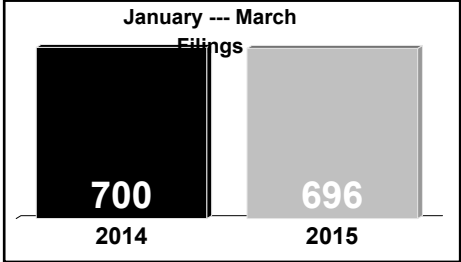
Jan-Mar 2015 : 696

Overall AVG. Month: 229

Monthly Filings Summary



January --- March Filings



	Jan	Feb	Mar	Apr	May	Jun	Jul	Aug	Sep	Oct	Nov	Dec	Thru Mar	% Change	Trending	Total
2014	214	205	281	264	248	265	231	190	248	189	199	210	700			2,744
2015	195	188	313	-	-	-	-	-	-	-	-	-	696	-0.6%	▼	696

			Jan	Feb	Mar	Apr	May	Jun	Jul	Aug	Sep	Oct	Nov	Dec	Thru Mar	% Change	Trending	Total
Civil	Administrative Law	2014	-	-	1	-	-	-	-	1	-	-	-	-	1			2
		2015	-	1	-	-	-	-	-	-	-	-	-	-	1	0.0%	↔	1
	Contested Divorce	2014	1	5	6	2	5	1	5	3	2	3	2	3	12			38
		2015	4	7	6	-	-	-	-	-	-	-	-	-	17	41.7%	▲	17
	Domestic and Family - Level 1	2014	4	-	3	5	5	1	12	2	19	2	5	-	7			58
		2015	-	-	1	-	-	-	-	-	-	-	-	-	1	-85.7%	▼	1
	Domestic and Family - Level 2	2014	2	1	5	2	4	7	-	1	2	1	2	2	8			29
		2015	1	2	4	-	-	-	-	-	-	-	-	-	7	-12.5%	▼	7
	General Civil - Level 1	2014	2	2	1	1	-	-	-	-	1	-	-	-	5			7
		2015	-	-	1	-	-	-	-	-	-	-	-	-	1	-80.0%	▼	1
	General Civil - Level 2	2014	2	5	4	4	5	4	8	6	3	3	2	3	11			49
		2015	3	2	15	-	-	-	-	-	-	-	-	-	20	81.8%	▲	20
	General Civil - Level 3	2014	2	4	11	3	2	4	4	6	1	-	3	-	17			40
		2015	-	-	3	-	-	-	-	-	-	-	-	-	3	-82.4%	▼	3
	Probates/Wills and Trusts	2014	-	-	-	-	-	-	-	1	-	-	-	-	0			1
	Probates/Wills and Trusts - Level 2	2014	-	3	10	3	7	3	5	4	2	7	4	-	13	0.0%	↔	48
		2015	2	3	1	-	-	-	-	-	-	-	-	-	6	-53.8%	▼	6
Criminal	Protective Orders	2015	-	1	-	-	-	-	-	-	-	-	-	-	1			1
		2014	5	9	13	12	15	11	9	7	11	11	4	9	27			116
	Uncontested Divorce	2015	3	9	11	-	-	-	-	-	-	-	-	-	23	-14.8%	▼	23
		2014	10	4	9	15	14	11	14	6	21	3	9	5	23			121
	Misdemeanor	2015	11	10	20	-	-	-	-	-	-	-	-	-	41	78.3%	▲	41
		2014	80	44	88	90	80	129	55	66	103	72	42	63	212			912
	Non-Capital Felonies and Related Matters	2015	52	54	98	-	-	-	-	-	-	-	-	-	204	-3.8%	▼	204
		2014	11	7	9	34	14	18	25	6	22	3	10	22	27			181
	Other Criminally Related Matters	2015	12	3	22	-	-	-	-	-	-	-	-	-	37	37.0%	▲	37
		2014	78	98	92	71	75	53	77	66	43	63	41	88	268			845
Other	Miscellaneous	2015	88	74	105	-	-	-	-	-	-	-	-	-	267	-0.4%	▼	267
		2014	17	23	29	22	22	23	17	15	18	21	75	15	69			297
	Other	2015	19	22	26	-	-	-	-	-	-	-	-	-	67	-2.9%	▼	67

Court: Floyd Circuit

Start/End Date: Jan-14 / Mar-15

2014 Average Month: 84

Jan-Mar 2014: 233

Filings Trending: Downward ▼

Circuit/Court ID: 27 227063

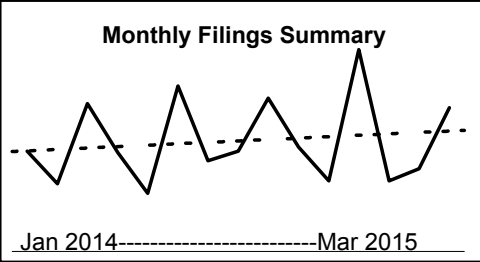
Type of Case: Filings

2015 Average Month: 73

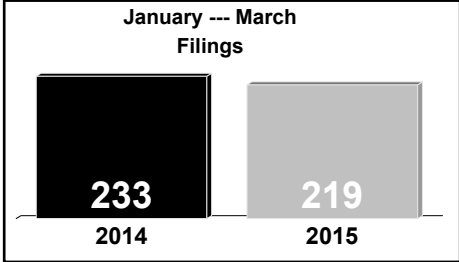
Jan-Mar 2015 : 219

Overall AVG. Month: 81

Monthly Filings Summary



January --- March Filings



	Jan	Feb	Mar	Apr	May	Jun	Jul	Aug	Sep	Oct	Nov	Dec	Thru Mar	% Change	Trending	Total
2014	74	50	109	73	43	122	67	74	113	77	52	149	233			1,003
2015	52	61	106	-	-	-	-	-	-	-	-	-	219	-6.0%	▼	219

			Jan	Feb	Mar	Apr	May	Jun	Jul	Aug	Sep	Oct	Nov	Dec	Thru Mar	% Change	Trending	Total
Civil	Contested Divorce	2014	-	1	4	8	-	-	3	1	-	1	1	-	5			19
		2015	2	3	4	-	-	-	-	-	-	-	-	-	9	80.0%	▲	9
	Domestic and Family - Lev	2014	-	-	-	-	2	2	10	4	-	2	10	-	0			30
	Domestic and Family - Lev	2014	2	1	-	-	1	-	1	-	-	-	-	-	3	0.0%	↔	5
	General Civil - Level 1	2014	1	-	1	-	-	-	-	-	-	1	-	-	2			3
		2015	1	1	-	-	-	-	-	-	-	-	-	-	2	0.0%	↔	2
	General Civil - Level 2	2014	2	3	-	-	-	1	2	1	-	3	-	1	5			13
		2015	-	1	-	-	-	-	-	-	-	-	-	-	1	-80.0%	▼	1
	General Civil - Level 3	2014	1	1	1	1	-	1	9	6	-	1	1	-	3			22
		2015	1	1	1	-	-	-	-	-	-	-	-	-	3	0.0%	↔	3
	Probates/Wills and Trusts	2014	-	-	-	-	-	-	-	1	-	-	-	-	0			1
	Probates/Wills and Trusts - Level 2	2014	-	1	-	1	-	-	1	-	1	-	-	1	1	0.0%	↔	5
		2015	3	-	2	-	-	-	-	-	-	-	-	-	5	400.0%	▲	5
Criminal	Uncontested Divorce	2014	4	3	1	2	1	3	3	5	4	5	3	5	8			39
		2015	6	4	3	-	-	-	-	-	-	-	-	-	13	62.5%	▲	13
	Misdemeanor	2014	8	5	18	10	8	15	1	5	12	8	-	7	31			97
		2015	1	-	6	-	-	-	-	-	-	-	-	-	7	-77.4%	▼	7
	Non-Capital Felonies and Related Matters	2014	16	3	32	10	12	68	11	8	71	8	4	88	51			331
Other		2015	8	4	57	-	-	-	-	-	-	-	-	-	69	35.3%	▲	69
	Other Criminally Related Matters	2014	1	2	-	2	1	-	2	2	1	1	5	4	3			21
		2015	-	4	-	-	-	-	-	-	-	-	-	-	4	33.3%	▲	4
	Miscellaneous	2014	39	29	51	39	18	32	24	41	24	47	28	43	119			415
		2015	30	43	33	-	-	-	-	-	-	-	-	-	106	-10.9%	▼	106
Other			2014	-	1	1	-	-	-	-	-	-	-	-	2			2

Court: Giles Circuit

Start/End Date: Jan-14 / Mar-15

2014 Average Month: 116

Jan-Mar 2014: 374

Filings Trending: Downward ▼

Circuit/Court ID: 27 227071


Type of Case: Filings

2015 Average Month:107

Jan-Mar 2015 : 320

Overall AVG. Month: 114

Monthly Filings Summary



Jan 2014-----Mar 2015

January --- March Filings

374

2014

320

2015

	Jan	Feb	Mar	Apr	May	Jun	Jul	Aug	Sep	Oct	Nov	Dec	Thru Mar	% Change	Trending	Total
2014	124	111	139	137	109	94	115	116	109	210	70	61	374			1,395
2015	101	96	123	-	-	-	-	-	-	-	-	-	320	-14.4%	▼	320

			Jan	Feb	Mar	Apr	May	Jun	Jul	Aug	Sep	Oct	Nov	Dec	Thru Mar	% Change	Trending	Total
Civil	Contested Divorce	2014	1	1	2	2	2	3	1	-	-	2	1	-	4			15
		2015	1	-	5	-	-	-	-	-	-	-	-	-	6	50.0%	▲	6
	Domestic and Family - Level 1	2014	9	1	6	-	3	7	-	3	11	-	1	1	16			42
		2015	10	16	1	-	-	-	-	-	-	-	-	-	27	68.8%	▲	27
	Domestic and Family - Level 2	2014	-	-	3	-	1	1	3	-	-	-	2	3	3			13
		2015	-	-	6	-	-	-	-	-	-	-	-	-	6	100.0%	▲	6
	General Civil - Level 1	2014	-	-	1	-	-	-	-	-	-	-	1	1	1			3
		2015	1	2	1	3	4	4	2	4	1	1	2	-	4			25
	General Civil - Level 2	2014	1	2	-	-	-	-	-	-	-	-	-	-	3	-25.0%	▼	3
		2015	1	2	-	-	-	-	-	-	-	-	-	-	3	-25.0%	▼	3
	General Civil - Level 3	2014	9	5	1	-	-	1	1	7	-	1	-	-	15			25
		2015	-	-	1	-	-	-	-	-	-	-	-	-	1			1
	Infraction/ Civil Violation	2014	-	-	1	-	-	-	-	-	-	-	-	-	1			1
		2015	-	-	1	-	-	-	-	-	-	-	-	-	1			1
Criminal	Probates/Wills and Trusts - Level 2	2014	1	3	2	2	1	4	1	1	-	2	-	-	6			17
		2015	1	3	-	-	-	-	-	-	-	-	-	-	4	-33.3%	▼	4
	Protective Orders	2014	-	-	-	-	-	-	-	-	-	-	1	1	0			2
		2015	-	1	-	-	-	-	-	-	-	-	-	-	1	0.0%	↔	1
	Uncontested Divorce	2014	3	1	8	3	6	1	4	1	6	2	6	2	12			43
		2015	5	2	5	-	-	-	-	-	-	-	-	-	12	0.0%	↔	12
	Misdemeanor	2014	9	2	6	11	4	4	15	4	4	12	4	2	17			77
		2015	9	9	12	-	-	-	-	-	-	-	-	-	30	76.5%	▲	30
	Non-Capital Felonies and Related Matters	2014	58	46	54	67	44	46	50	71	47	159	31	17	158			690
		2015	45	26	49	-	-	-	-	-	-	-	-	-	120	-24.1%	▼	120
	Other Criminally Related Matters	2014	5	2	5	2	7	-	7	6	7	3	2	-	12			46
		2015	1	5	1	-	-	-	-	-	-	-	-	-	7	-41.7%	▼	7
Other	Miscellaneous	2014	28	47	50	47	37	23	31	19	33	28	19	34	125			396
		2015	28	32	43	-	-	-	-	-	-	-	-	-	103	-17.6%	▼	103
	Other	2014	-	1	-	-	-	-	-	-	-	-	-	-	1			1

Court: Grayson Circuit

Start/End Date: Jan-14 / Mar-15

2014 Average Month: 99

Jan-Mar 2014: 334

Filings Trending: Upward ▲

Circuit/Court ID: 27 227077

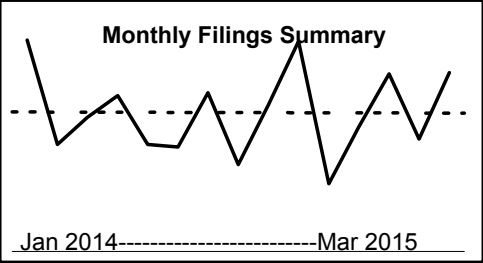
Type of Case: Filings

2015 Average Month:115

Jan-Mar 2015 : 346

Overall AVG. Month: 102

Monthly Filings Summary



January --- March Filings

334

2014

346

2015

	Jan	Feb	Mar	Apr	May	Jun	Jul	Aug	Sep	Oct	Nov	Dec	Thru Mar	% Change	Trending	Total
2014	156	79	99	115	79	77	117	64	108	155	50	92	334			1,191
2015	131	83	132	-	-	-	-	-	-	-	-	-	346	3.6%	▲	346

			Jan	Feb	Mar	Apr	May	Jun	Jul	Aug	Sep	Oct	Nov	Dec	Thru Mar	% Change	Trending	Total
Civil	Contested Divorce	2014	2	4	3	1	3	1	3	1	4	2	3	-	9			27
		2015	1	1	3	-	-	-	-	-	-	-	-	-	5	-44.4%	▼	5
	Domestic and Family - Level 1	2014	2	2	-	-	-	1	-	3	1	1	-	9	4			19
		2015	2	-	-	-	-	-	-	-	-	-	-	-	2	-50.0%	▼	2
	Domestic and Family - Lev General Civil - Level 1	2014	-	-	-	-	-	-	-	1	-	-	-	-	0			1
		2015	-	-	1	-	-	-	-	-	-	-	-	-	1	0.0%	↔	1
	General Civil - Level 2	2014	1	2	-	1	1	1	2	1	2	6	-	3	3			20
		2015	2	1	3	-	-	-	-	-	-	-	-	-	6	100.0%	▲	6
	General Civil - Level 3	2014	-	-	1	-	1	2	1	-	3	-	-	1	1			9
		2015	2	2	-	-	-	-	-	-	-	-	-	-	4	300.0%	▲	4
	Probates/Wills and Trusts - Level 2	2014	-	1	1	-	2	-	2	-	1	-	-	1	2			8
		2015	1	-	3	-	-	-	-	-	-	-	-	-	4	100.0%	▲	4
	Protective Orders	2014	-	-	-	1	-	1	-	-	-	-	1	1	0			4
		2015	-	1	-	-	-	-	-	-	-	-	-	-	1	0.0%	↔	1
Criminal	Uncontested Divorce	2014	1	3	10	3	6	4	5	7	4	3	4	1	14			51
		2015	8	6	6	-	-	-	-	-	-	-	-	-	20	42.9%	▲	20
	Misdemeanor	2014	12	6	5	5	10	7	16	4	8	12	3	4	23			92
		2015	5	12	5	-	-	-	-	-	-	-	-	-	22	-4.3%	▼	22
	Non-Capital Felonies and Related Matters	2014	96	16	17	49	22	43	51	24	26	77	8	25	129			454
		2015	67	11	40	-	-	-	-	-	-	-	-	-	118	-8.5%	▼	118
	Other Criminally Related Matters	2014	3	-	-	3	2	-	-	1	9	1	-	-	3			19
		2015	-	1	2	-	-	-	-	-	-	-	-	-	3	0.0%	↔	3
	Other	2014	38	43	62	51	31	16	36	21	47	51	31	47	143			474
		2015	43	48	69	-	-	-	-	-	-	-	-	-	160	11.9%	▲	160

Court: Montgomery Circuit

Start/End Date: Jan-14 / Mar-15

2014 Average Month: 360

Jan-Mar 2014: 1,196

Filings Trending: Downward ▼

Circuit/Court ID: 27 227121


Type of Case: Filings

2015 Average Month:357

Jan-Mar 2015 : 1,071

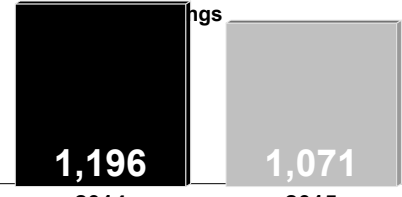
Overall AVG. Month: 360

Monthly Filings Summary



Jan 2014-----Mar 2015

January --- March Filings



1,196 2014 1,071 2015

	Jan	Feb	Mar	Apr	May	Jun	Jul	Aug	Sep	Oct	Nov	Dec	Thru Mar	% Change	Trending	Total
2014	429	391	376	374	387	390	305	327	334	356	272	382	1,196			4,323
2015	357	330	384	-	-	-	-	-	-	-	-	-	1,071	-10.5%	▼	1,071

			Jan	Feb	Mar	Apr	May	Jun	Jul	Aug	Sep	Oct	Nov	Dec	Thru Mar	% Change	Trending	Total
Civil	Administrative Law	2014	-	1	-	-	-	-	-	1	2	-	-	-	1			4
		2015	1	-	-	-	-	-	-	-	-	-	-	-	1	0.0%	↔	1
	Contested Divorce	2014	8	3	11	8	12	7	6	8	5	12	4	7	22			91
		2015	5	8	6	-	-	-	-	-	-	-	-	-	19	-13.6%	▼	19
	Domestic and Family - Level 1	2014	1	4	3	8	2	8	3	9	5	7	3	5	8			58
		2015	-	3	9	-	-	-	-	-	-	-	-	-	12	50.0%	▲	12
	Domestic and Family - Level 2	2014	7	-	4	5	3	3	6	2	2	2	-	-	11			34
		2015	2	1	4	-	-	-	-	-	-	-	-	-	7	-36.4%	▼	7
	General Civil - Level 1	2014	3	1	1	-	-	-	-	-	-	-	2	3	5			10
		2015	-	3	1	-	-	-	-	-	-	-	-	-	4	-20.0%	▼	4
	General Civil - Level 2	2014	19	8	15	10	7	9	7	13	7	9	1	8	42			113
		2015	7	6	18	-	-	-	-	-	-	-	-	-	31	-26.2%	▼	31
	General Civil - Level 3	2014	2	2	5	1	14	5	4	6	6	4	3	8	9			60
		2015	3	4	5	-	-	-	-	-	-	-	-	-	12	33.3%	▲	12
Probates/Wills and Trusts	2014	1	-	-	-	1	-	1	-	-	-	2	1	1			6	
Probates/Wills and Trusts - Level 2	2014	1	2	2	1	1	2	3	6	4	4	3	1	5			30	
	2015	4	3	4	-	-	-	-	-	-	-	-	-	11	120.0%	▲	11	
Uncontested Divorce	2014	14	13	26	13	12	14	20	17	13	15	8	18	53			183	
	2015	21	23	25	-	-	-	-	-	-	-	-	-	69	30.2%	▲	69	
Criminal	Misdemeanor	2014	40	41	29	28	43	92	26	26	25	20	22	40	110			432
		2015	25	28	28	-	-	-	-	-	-	-	-	-	81	-26.4%	▼	81
	Non-Capital Felonies and Related Matters	2014	148	157	70	142	172	97	107	146	107	104	86	126	375			1,462
		2015	110	43	85	-	-	-	-	-	-	-	-	-	238	-36.5%	▼	238
Other Criminally Related Matters	2014	9	9	12	15	4	10	4	9	10	9	10	10	30			111	
	2015	3	3	4	-	-	-	-	-	-	-	-	-	10	-66.7%	▼	10	
Other	Miscellaneous	2014	176	150	196	142	116	142	117	84	148	168	127	156	522			1,722
		2015	154	139	151	-	-	-	-	-	-	-	-	-	444	-14.9%	▼	444
	Other	2014	-	-	2	1	-	1	1	-	-	-	-	2	2			7
		2015	22	66	44	-	-	-	-	-	-	-	-	132	6,500.0%	▲	132	

Court: Pulaski Circuit

Start/End Date: Jan-14 / Mar-15

2014 Average Month: 250

Jan-Mar 2014: 795

Filings Trending: Downward ▼

Circuit/Court ID: 27 227155

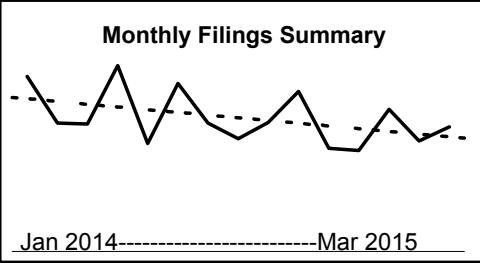
Type of Case: Filings

2015 Average Month:232

Jan-Mar 2015 : 696

Overall AVG. Month: 246

Monthly Filings Summary



January --- March Filings

795

2014

696

2015

			Jan	Feb	Mar	Apr	May	Jun	Jul	Aug	Sep	Oct	Nov	Dec	Thru Mar	% Change	Trending	Total
2014			323	237	235	343	199	310	237	208	238	295	190	186	795			3,001
2015			262	204	230	-	-	-	-	-	-	-	-	-	696	-12.5%	▼	696

			Jan	Feb	Mar	Apr	May	Jun	Jul	Aug	Sep	Oct	Nov	Dec	Thru Mar	% Change	Trending	Total
Civil	Administrative Law	2014	-	-	1	-	-	-	-	-	3	-	-	-	1			4
	Contested Divorce	2014	3	4	5	3	-	1	9	1	3	3	5	5	12			42
		2015	1	4	9	-	-	-	-	-	-	-	-	-	14	16.7%	▲	14
	Domestic and Family - Level 1	2014	8	3	2	4	4	8	4	9	9	8	8	9	13			76
		2015	4	-	15	-	-	-	-	-	-	-	-	-	19	46.2%	▲	19
	Domestic and Family - Level 2	2014	1	-	-	1	3	-	2	2	1	3	-	2	1			15
		2015	-	2	3	-	-	-	-	-	-	-	-	-	5	400.0%	▲	5
	General Civil - Level 1	2014	-	2	-	-	1	-	-	-	-	-	2	-	2			5
		2015	1	-	1	-	-	-	-	-	-	-	-	-	2	0.0%	↔	2
	General Civil - Level 2	2014	2	7	2	4	3	11	3	4	2	2	2	-	11			42
		2015	6	5	5	-	-	-	-	-	-	-	-	-	16	45.5%	▲	16
	General Civil - Level 3	2014	3	-	-	2	3	2	1	2	-	2	2	3	3			20
		2015	4	-	2	-	-	-	-	-	-	-	-	-	6	100.0%	▲	6
	Probates/Wills and Trusts - Level 1	2014	-	-	-	-	-	-	-	-	-	1	-	-	0			1
		2015	1	-	-	-	-	-	-	-	-	-	-	-	1	0.0%	↔	1
	Probates/Wills and Trusts - Level 2	2014	-	-	1	5	3	2	-	1	2	2	2	2	1			20
		2015	-	1	2	-	-	-	-	-	-	-	-	-	3	200.0%	▲	3
Criminal	Protective Orders	2014	-	-	-	1	1	-	1	2	1	1	-	-	0			7
	Uncontested Divorce	2014	8	11	17	11	12	13	9	9	15	11	8	8	36	0.0%	↔	132
		2015	7	14	20	-	-	-	-	-	-	-	-	-	41	13.9%	▲	41
	Capital Murder	2014	-	-	-	1	-	-	-	-	-	-	-	-	0			1
	Misdemeanor	2014	33	21	16	35	16	40	20	27	25	31	17	14	70	0.0%	↔	295
		2015	22	28	11	-	-	-	-	-	-	-	-	-	61	-12.9%	▼	61
Other	Non-Capital Felonies and Related Matters	2014	130	63	61	180	57	123	88	52	84	122	65	52	254			1,077
		2015	132	47	53	-	-	-	-	-	-	-	-	-	232	-8.7%	▼	232
	Other Criminally Related Matters	2014	15	12	7	5	3	12	9	10	8	11	4	7	34			103
		2015	7	5	9	-	-	-	-	-	-	-	-	-	21	-38.2%	▼	21
	Miscellaneous	2014	106	87	101	70	69	68	69	62	65	74	59	64	294			894
		2015	55	74	81	-	-	-	-	-	-	-	-	-	210	-28.6%	▼	210
	Other	2014	14	27	22	21	24	30	22	27	20	24	16	20	63			267
		2015	22	24	19	-	-	-	-	-	-	-	-	-	65	3.2%	▲	65

Court: Wythe Circuit

Start/End Date: Jan-14 / Mar-15

2014 Average Month: 176

Jan-Mar 2014: 552

Filings Trending: Upward ▲

Circuit/Court ID: 27 227197


Type of Case: Filings

2015 Average Month:193

Jan-Mar 2015 : 578

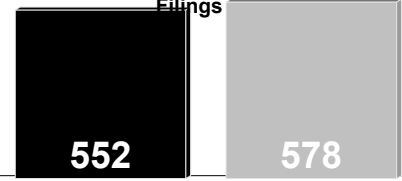
Overall AVG. Month: 179

Monthly Filings Summary



Jan 2014-----Mar 2015

January --- March Filings



552 2014 578 2015

	Jan	Feb	Mar	Apr	May	Jun	Jul	Aug	Sep	Oct	Nov	Dec	Thru Mar	% Change	Trending	Total
2014	211	161	180	223	158	131	178	189	144	217	129	189	552			2,110
2015	222	165	191	-	-	-	-	-	-	-	-	-	578	4.7%	▲	578

			Jan	Feb	Mar	Apr	May	Jun	Jul	Aug	Sep	Oct	Nov	Dec	Thru Mar	% Change	Trending	Total
Civil	Contested Divorce	2014	4	1	2	4	1	2	4	3	4	7	5	6	7			43
		2015	5	2	3	-	-	-	-	-	-	-	-	-	10	42.9%	▲	10
	Domestic and Family - Level 1	2014	9	3	3	5	10	7	2	11	10	13	-	14	15			87
		2015	6	4	1	-	-	-	-	-	-	-	-	-	11	-26.7%	▼	11
	Domestic and Family - Level 2	2014	-	-	2	1	2	1	3	-	1	2	-	1	2			13
		2015	4	3	1	-	-	-	-	-	-	-	-	-	8	300.0%	▲	8
	General Civil - Level 1	2014	2	-	-	1	-	-	2	-	1	-	-	-	2			6
		2015	5	2	1	3	9	7	8	8	2	8	6	2	8			61
	General Civil - Level 2	2014	4	1	8	-	-	-	-	-	-	-	-	-	13	62.5%	▲	13
		2015	4	1	8	-	-	-	-	-	-	-	-	-	13	62.5%	▲	13
	General Civil - Level 3	2014	-	2	4	4	7	1	2	1	1	-	1	10	6			33
		2015	9	9	8	-	-	-	-	-	-	-	-	-	26	333.3%	▲	26
Criminal	Probates/Wills and Trusts	2014	-	1	-	-	-	-	-	-	-	-	-	-	1			1
		2015	2	1	1	2	1	-	-	3	2	1	1	-	4			14
	Probates/Wills and Trusts - Level 2	2014	1	1	2	-	-	-	-	-	-	-	-	-	4	0.0%	↔	4
		2015	1	1	2	-	-	-	-	-	-	-	-	-	4	0.0%	↔	4
	Uncontested Divorce	2014	4	12	8	6	7	11	6	8	9	7	9	11	24			98
		2015	4	8	13	-	-	-	-	-	-	-	-	-	25	4.2%	▲	25
Other	Misdemeanor	2014	7	8	13	7	7	13	15	5	4	10	4	11	28			104
		2015	9	7	7	-	-	-	-	-	-	-	-	-	23	-17.9%	▼	23
	Non-Capital Felonies and Related Matters	2014	102	38	57	111	55	33	84	65	35	89	43	74	197			786
		2015	102	42	39	-	-	-	-	-	-	-	-	-	183	-7.1%	▼	183
	Other Criminally Related Matters	2014	3	-	8	4	7	5	8	4	8	4	5	-	11			56
		2015	5	8	11	-	-	-	-	-	-	-	-	-	24	118.2%	▲	24
Other	Miscellaneous	2014	67	87	80	72	46	51	42	73	67	70	55	55	234			765
		2015	72	79	95	-	-	-	-	-	-	-	-	-	246	5.1%	▲	246
	Other	2014	6	6	1	3	6	-	2	8	-	6	-	5	13			43
		2015	1	1	3	-	-	-	-	-	-	-	-	-	5	-61.5%	▼	5

Court: Radford Circuit

Start/End Date: Jan-14 / Mar-15

2014 Average Month: 109

Jan-Mar 2014: 296

Filings Trending: Downward ▼

Circuit/Court ID: 27 227750

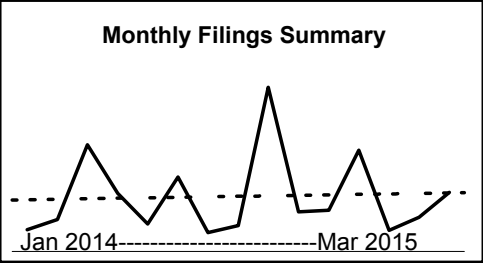
Type of Case: Filings

2015 Average Month:70

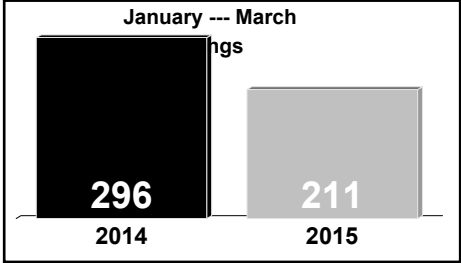
Jan-Mar 2015 : 211

Overall AVG. Month: 102

Monthly Filings Summary



January --- March Filings



	Jan	Feb	Mar	Apr	May	Jun	Jul	Aug	Sep	Oct	Nov	Dec	Thru Mar	% Change	Trending	Total
2014	40	59	197	107	51	137	35	48	303	73	76	187	296			1,313
2015	39	63	109	-	-	-	-	-	-	-	-	-	211	-28.7%	▼	211

			Jan	Feb	Mar	Apr	May	Jun	Jul	Aug	Sep	Oct	Nov	Dec	Thru Mar	% Change	Trending	Total
Civil	Administrative Law	2014	-	-	-	-	-	-	-	-	-	1	-	1	0			2
	Contested Divorce	2014	-	-	-	3	1	3	1	1	1	2	-	-	0	0.0%	↔	12
		2015	-	-	2	-	-	-	-	-	-	-	-	-	2	0.0%	↔	2
	Domestic and Family - Level 1	2014	-	-	5	3	1	2	-	3	-	-	-	3	5			17
		2015	5	-	6	-	-	-	-	-	-	-	-	-	11	120.0%	▲	11
	Domestic and Family - Level 2	2014	-	-	-	-	1	-	-	1	-	-	1	-	0			3
		2015	-	2	-	-	-	-	-	-	-	-	-	-	2	0.0%	↔	2
	General Civil - Level 1	2014	-	-	-	1	-	1	-	-	-	-	1	1	0			4
	General Civil - Level 2	2014	-	-	1	1	-	-	2	1	1	-	-	3	1	0.0%	↔	9
		2015	-	3	1	-	-	-	-	-	-	-	-	-	4	300.0%	▲	4
	General Civil - Level 3	2014	-	-	-	2	-	-	1	-	2	2	-	2	0			9
		2015	-	1	-	-	-	-	-	-	-	-	-	-	1	0.0%	↔	1
Criminal	Probates/Wills and Trusts	2015	-	-	1	-	-	-	-	-	-	-	-	-	1			1
	Uncontested Divorce	2014	1	5	1	5	1	1	2	-	3	-	3	-	7			22
		2015	1	3	-	-	-	-	-	-	-	-	-	-	4	-42.9%	▼	4
	Misdemeanor	2014	1	7	18	26	1	31	5	9	23	10	13	28	26			172
Criminal		2015	2	6	10	-	-	-	-	-	-	-	-	-	18	-30.8%	▼	18
	Non-Capital Felonies and Related Matters	2014	9	17	140	36	27	71	7	13	234	29	37	122	166			742
		2015	8	25	60	-	-	-	-	-	-	-	-	-	93	-44.0%	▼	93
	Other Criminally Related Matters	2014	2	3	7	5	1	6	3	3	7	4	6	4	12			51
Other		2015	6	3	5	-	-	-	-	-	-	-	-	-	14	16.7%	▲	14
	Miscellaneous	2014	27	26	25	25	18	22	14	17	32	22	15	23	78			266
		2015	17	20	24	-	-	-	-	-	-	-	-	-	61	-21.8%	▼	61
Other			2014	-	1	-	-	-	-	-	-	3	-	-	1			4

Court: Smyth Circuit

Start/End Date: Jan-14 / Mar-15

2014 Average Month: 218

Jan-Mar 2014: 739

Filings Trending: Downward ▼

Circuit/Court ID: 28 228173

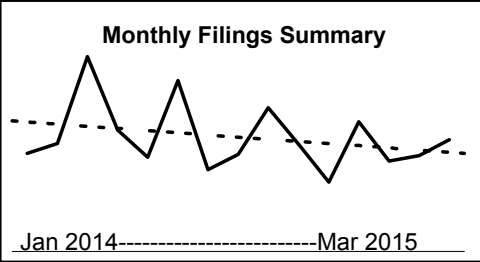
Type of Case: Filings

2015 Average Month:183

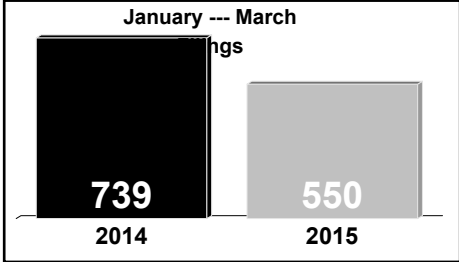
Jan-Mar 2015 : 550

Overall AVG. Month: 211

Monthly Filings Summary



January --- March Filings



	Jan	Feb	Mar	Apr	May	Jun	Jul	Aug	Sep	Oct	Nov	Dec	Thru Mar	% Change	Trending	Total
2014	181	199	359	224	174	315	151	179	265	198	128	239	739			2,612
2015	167	177	206	-	-	-	-	-	-	-	-	-	550	-25.6%	▼	550

			Jan	Feb	Mar	Apr	May	Jun	Jul	Aug	Sep	Oct	Nov	Dec	Thru Mar	% Change	Trending	Total
Civil	Administrative Law	2014	1	-	-	2	2	-	-	-	-	-	-	-	1			5
	Contested Divorce	2014	6	3	8	2	1	5	7	6	6	1	-	2	17			47
		2015	5	6	3	-	-	-	-	-	-	-	-	-	14	-17.6%	▼	14
	Domestic and Family - Level 1	2014	1	2	-	5	-	4	-	4	3	-	-	4	3			23
		2015	1	-	3	-	-	-	-	-	-	-	-	-	4	33.3%	▲	4
	Domestic and Family - Level 2	2014	3	2	1	3	4	6	4	-	4	7	2	-	6			36
		2015	-	5	1	-	-	-	-	-	-	-	-	-	6	0.0%	↔	6
	General Civil - Level 1	2014	-	-	-	-	1	1	2	-	-	-	-	1	0			5
		2015	1	-	1	-	-	-	-	-	-	-	-	-	2	0.0%	↔	2
	General Civil - Level 2	2014	9	6	7	5	9	6	4	3	5	5	1	5	22			65
		2015	2	-	2	-	-	-	-	-	-	-	-	-	4	-81.8%	▼	4
	General Civil - Level 3	2014	3	1	7	5	4	7	5	2	2	1	2	3	11			42
		2015	-	6	3	-	-	-	-	-	-	-	-	-	9	-18.2%	▼	9
	Probates/Wills and Trusts	2014	-	-	-	1	-	-	-	-	-	-	-	1	0			2
	Probates/Wills and Trusts - Level 2	2014	3	4	5	3	4	2	1	2	1	1	-	1	12	0.0%	↔	27
		2015	-	-	3	-	-	-	-	-	-	-	-	-	3	-75.0%	▼	3
Criminal	Uncontested Divorce	2014	6	8	11	12	8	14	11	10	9	5	13	6	25			113
		2015	10	6	9	-	-	-	-	-	-	-	-	-	25	0.0%	↔	25
	Misdemeanor	2014	10	6	16	11	29	8	10	19	30	16	17	7	32			179
		2015	13	14	17	-	-	-	-	-	-	-	-	-	44	37.5%	▲	44
	Non-Capital Felonies and Related Matters	2014	46	46	150	70	34	153	25	49	107	77	36	114	242			907
Other		2015	64	59	70	-	-	-	-	-	-	-	-	-	193	-20.2%	▼	193
	Other Criminally Related Matters	2014	3	3	-	-	3	1	-	2	2	2	3	3	6			22
		2015	3	2	2	-	-	-	-	-	-	-	-	-	7	16.7%	▲	7
	Miscellaneous	2014	75	90	104	89	43	59	57	60	55	67	35	56	269			790
		2015	56	64	59	-	-	-	-	-	-	-	-	-	179	-33.5%	▼	179
	Other	2014	15	28	50	16	32	49	25	22	41	16	19	36	93			349
		2015	12	15	33	-	-	-	-	-	-	-	-	-	60	-35.5%	▼	60

Court: Washington Circuit

Start/End Date: Jan-14 / Mar-15

2014 Average Month: 310

Jan-Mar 2014: 1,116

Filings Trending: Downward ▼

Circuit/Court ID: 28 228191

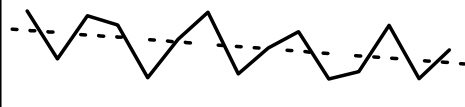
Type of Case: Filings

2015 Average Month:288

Jan-Mar 2015 : 865


Overall AVG. Month: 306

Monthly Filings Summary



Jan 2014-----Mar 2015

January --- March Filings



1,116 865

2014 2015

	Jan	Feb	Mar	Apr	May	Jun	Jul	Aug	Sep	Oct	Nov	Dec	Thru Mar	% Change	Trending	Total
2014	437	260	419	385	191	332	432	205	301	361	186	213	1,116			3,722
2015	384	188	293	-	-	-	-	-	-	-	-	-	865	-22.5%	▼	865

			Jan	Feb	Mar	Apr	May	Jun	Jul	Aug	Sep	Oct	Nov	Dec	Thru Mar	% Change	Trending	Total
Civil	Administrative Law	2014	-	1	1	2	1	-	-	-	1	-	-	-	2			6
	Contested Divorce	2014	5	8	5	9	7	7	4	8	7	6	4	4	18			74
		2015	2	8	2	-	-	-	-	-	-	-	-	-	12	-33.3%	▼	12
	Domestic and Family - Level 1	2014	2	1	14	5	2	11	11	5	2	8	3	1	17			65
		2015	-	3	9	-	-	-	-	-	-	-	-	-	12	-29.4%	▼	12
	Domestic and Family - Level 2	2014	2	1	-	2	2	3	1	3	3	3	-	1	3			21
		2015	3	2	2	-	-	-	-	-	-	-	-	-	7	133.3%	▲	7
	General Civil - Level 1	2014	-	-	2	-	-	2	1	-	-	-	-	-	2			5
		2015	1	1	1	-	-	-	-	-	-	-	-	-	3	50.0%	▲	3
	General Civil - Level 2	2014	1	5	4	4	10	7	4	5	9	6	3	4	10			62
		2015	9	6	6	-	-	-	-	-	-	-	-	-	21	110.0%	▲	21
	General Civil - Level 3	2014	4	3	5	4	5	6	6	9	2	5	6	5	12			60
		2015	7	5	3	-	-	-	-	-	-	-	-	-	15	25.0%	▲	15
	Probates/Wills and Trusts	2014	-	-	-	-	-	-	-	-	-	1	-	-	0			1
	Probates/Wills and Trusts - Level 2	2014	-	-	-	4	-	-	2	2	1	1	1	1	0	0.0%	↔	12
		2015	1	1	1	-	-	-	-	-	-	-	-	-	3	0.0%	↔	3
	Protective Orders	2014	-	-	1	-	1	-	-	-	-	-	-	-	1			2
		2015	-	1	-	-	-	-	-	-	-	-	-	-	1	0.0%	↔	1
Criminal	Uncontested Divorce	2014	16	20	19	18	11	18	13	12	19	18	11	19	55			194
		2015	16	10	23	-	-	-	-	-	-	-	-	-	49	-10.9%	▼	49
	Misdemeanor	2014	34	4	20	8	8	32	20	9	10	25	5	17	58			192
		2015	22	5	9	-	-	-	-	-	-	-	-	-	36	-37.9%	▼	36
	Non-Capital Felonies and Related Matters	2014	152	42	151	136	32	123	243	60	136	142	61	58	345			1,336
		2015	203	47	95	-	-	-	-	-	-	-	-	-	345	0.0%	↔	345
Other	Other Criminally Related Matters	2014	27	-	11	14	-	-	10	5	4	15	5	6	38			97
		2015	15	12	3	-	-	-	-	-	-	-	-	-	30	-21.1%	▼	30
	Miscellaneous	2014	194	175	186	179	112	123	115	87	107	131	87	97	555			1,593
		2015	103	86	134	-	-	-	-	-	-	-	-	-	323	-41.8%	▼	323
	Other	2014	-	-	-	-	-	-	2	-	-	-	-	-	0			2
		2015	2	1	5	-	-	-	-	-	-	-	-	-	8	0.0%	↔	8

Court: Bristol Circuit

Start/End Date: Jan-14 / Mar-15

2014 Average Month: 172

Jan-Mar 2014: 486

Filings Trending: Downward ▼

Circuit/Court ID: 28 228520

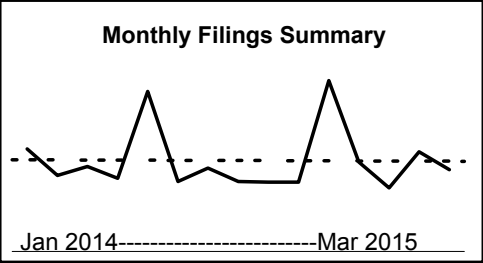
Type of Case: Filings

2015 Average Month:151

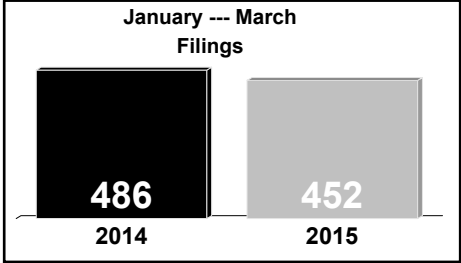
Jan-Mar 2015 : 452

Overall AVG. Month: 168

Monthly Filings Summary



January --- March Filings



	Jan	Feb	Mar	Apr	May	Jun	Jul	Aug	Sep	Oct	Nov	Dec	Thru Mar	% Change	Trending	Total
2014	189	140	157	135	295	129	154	129	128	128	315	165	486			2,064
2015	117	184	151	-	-	-	-	-	-	-	-	-	452	-7.0%	▼	452

			Jan	Feb	Mar	Apr	May	Jun	Jul	Aug	Sep	Oct	Nov	Dec	Thru Mar	% Change	Trending	Total
Civil	Administrative Law	2014	-	-	-	-	-	-	-	1	-	-	-	-	0			1
		2015	-	-	1	-	-	-	-	-	-	-	-	-	1	0.0%	↔	1
	Contested Divorce	2014	1	-	3	3	1	1	1	-	1	2	2	2	4			17
		2015	3	2	4	-	-	-	-	-	-	-	-	-	9	125.0%	▲	9
	Domestic and Family - Level 1	2014	1	-	2	1	-	2	3	-	-	-	-	1	3			10
		2015	1	2	-	-	-	-	-	-	-	-	-	-	3	0.0%	↔	3
	Domestic and Family - Level 2	2014	-	1	-	2	1	1	-	-	-	-	-	-	1			5
		2015	1	-	-	-	-	-	-	-	-	-	-	-	1	0.0%	↔	1
	General Civil - Level 1	2014	-	-	1	1	-	1	-	-	-	-	-	-	1			3
		2015	3	3	4	1	5	-	4	6	2	5	2	2	10			37
	General Civil - Level 2	2014	1	2	4	-	-	-	-	-	-	-	-	-	7	-30.0%	▼	7
		2015	2	2	4	3	3	-	4	2	4	4	1	-	8			29
	General Civil - Level 3	2014	-	5	1	-	-	-	-	-	-	-	-	-	6	-25.0%	▼	6
		2015	-	-	1	-	-	-	-	-	-	-	-	-	1			1
Criminal	Probates/Wills and Trusts		2015	-	-	1	-	-	-	-	-	-	-	-	1			1
	Uncontested Divorce	2014	4	3	5	4	6	7	1	5	7	3	6	2	12			53
		2015	4	3	12	-	-	-	-	-	-	-	-	-	19	58.3%	▲	19
	Capital Murder	2014	-	-	-	-	-	-	-	-	-	1	2	-	0			3
		2015	15	7	6	15	34	13	11	17	12	20	16	21	28	0.0%	↔	187
	Misdemeanor	2014	7	8	25	-	-	-	-	-	-	-	-	-	40	42.9%	▲	40
Other	Non-Capital Felonies and Related Matters	2014	86	53	75	45	184	72	91	56	71	53	227	87	214			1,100
		2015	51	114	62	-	-	-	-	-	-	-	-	-	227	6.1%	▲	227
	Other Criminally Related Matters	2014	7	3	12	5	4	2	2	1	1	4	1	5	22			47
		2015	3	1	1	-	-	-	-	-	-	-	-	-	5	-77.3%	▼	5
	Miscellaneous	2014	55	56	38	44	37	23	29	32	26	28	50	43	149			461
		2015	36	27	34	-	-	-	-	-	-	-	-	-	97	-34.9%	▼	97
	Other	2014	15	12	7	11	20	7	8	9	4	8	8	2	34			111
		2015	10	20	6	-	-	-	-	-	-	-	-	-	36	5.9%	▲	36

Court: Buchanan Circuit

Start/End Date: Jan-14 / Mar-15

2014 Average Month: 223

Jan-Mar 2014: 860

Filings Trending: Downward ▼

Circuit/Court ID: 29 229027


Type of Case: Filings

2015 Average Month:161

Jan-Mar 2015 : 483

Overall AVG. Month: 211

Monthly Filings Summary



January --- March Filings

860

2014

483

2015

	Jan	Feb	Mar	Apr	May	Jun	Jul	Aug	Sep	Oct	Nov	Dec	Thru Mar	% Change	Trending	Total
2014	201	125	534	347	169	174	251	273	153	267	78	103	860			2,675
2015	286	69	128	-	-	-	-	-	-	-	-	-	483	-43.8%	▼	483

			Jan	Feb	Mar	Apr	May	Jun	Jul	Aug	Sep	Oct	Nov	Dec	Thru Mar	% Change	Trending	Total
Civil	Administrative Law	2014	-	-	-	-	-	-	1	-	-	-	-	-	0			1
	Contested Divorce	2014	4	3	7	3	1	3	1	3	1	4	2	2	14	0.0%	↔	34
		2015	1	1	2	-	-	-	-	-	-	-	-	-	4	-71.4%	▼	4
	Domestic and Family - Level 1	2014	3	2	-	4	1	1	7	2	3	1	7	3	5			34
		2015	1	-	3	-	-	-	-	-	-	-	-	-	4	-20.0%	▼	4
	Domestic and Family - Level 2	2014	1	2	2	3	2	4	7	3	2	2	-	1	5			29
		2015	1	-	-	-	-	-	-	-	-	-	-	-	1	-80.0%	▼	1
	General Civil - Level 1	2014	-	-	1	1	-	2	-	-	-	-	1	-	1			5
		2015	-	1	3	-	-	-	-	-	-	-	-	-	4	300.0%	▲	4
	General Civil - Level 2	2014	4	1	4	6	7	9	13	6	4	6	1	7	9			68
		2015	4	3	2	-	-	-	-	-	-	-	-	-	9	0.0%	↔	9
	General Civil - Level 3	2014	5	3	3	1	1	3	4	1	2	4	2	3	11			32
		2015	3	1	-	-	-	-	-	-	-	-	-	-	4	-63.6%	▼	4
	Probates/Wills and Trusts	2014	-	-	-	-	1	-	-	-	-	-	-	-	0			1
	Probates/Wills and Trusts - Level 2	2014	1	1	-	-	1	2	2	1	2	2	1	1	2	0.0%	↔	14
		2015	1	-	1	-	-	-	-	-	-	-	-	-	2	0.0%	↔	2
Criminal	Protective Orders	2014	-	-	-	-	1	-	-	-	-	1	-	-	0			2
	Uncontested Divorce	2014	8	3	4	10	5	6	4	3	4	13	5	6	15	0.0%	↔	71
		2015	3	7	8	-	-	-	-	-	-	-	-	-	18	20.0%	▲	18
	Misdemeanor	2014	16	10	60	33	12	18	16	33	8	24	9	10	86			249
		2015	29	2	15	-	-	-	-	-	-	-	-	-	46	-46.5%	▼	46
	Non-Capital Felonies and Related Matters	2014	93	28	333	171	24	60	134	153	48	132	4	22	454			1,202
Other		2015	190	13	9	-	-	-	-	-	-	-	-	-	212	-53.3%	▼	212
	Other Criminally Related Matters	2014	-	1	7	-	-	7	2	-	1	-	3	10	8			31
		2015	8	-	1	-	-	-	-	-	-	-	-	-	9	12.5%	▲	9
	Miscellaneous	2014	66	70	113	115	113	59	60	67	78	78	43	38	249			900
		2015	45	41	84	-	-	-	-	-	-	-	-	-	170	-31.7%	▼	170
	Other	2014	-	1	-	-	-	-	-	1	-	-	-	-	1			2

Court: Dickenson Circuit

Start/End Date: Jan-14 / Mar-15

2014 Average Month: 118

Jan-Mar 2014: 335

Filings Trending: Downward ▼

Circuit/Court ID: 29 229051

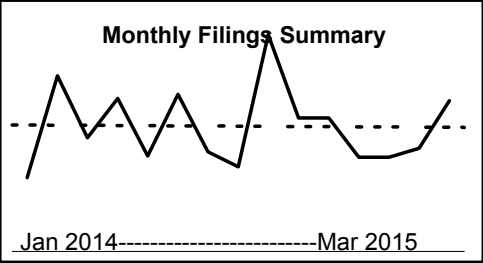
Type of Case: Filings

2015 Average Month:107

Jan-Mar 2015 : 321

Overall AVG. Month: 116

Monthly Filings Summary



January --- March Filings

335

2014

321

2015

	Jan	Feb	Mar	Apr	May	Jun	Jul	Aug	Sep	Oct	Nov	Dec	Thru Mar	% Change	Trending	Total
2014	68	162	105	141	88	145	92	78	200	123	123	87	335			1,412
2015	87	95	139	-	-	-	-	-	-	-	-	-	321	-4.2%	▼	321

			Jan	Feb	<u>Mar</u>	Apr	May	Jun	Jul	Aug	Sep	Oct	Nov	Dec	Thru Mar	% Change	Trending	<u>Total</u>	
Civil	Contested Divorce	2014	1	1	3	5	-	1	1	1	1	4	-	1	5			19	
		2015	2	1	-	-	-	-	-	-	-	-	-	-	3	-40.0%	▼	3	
	Domestic and Family - Level 1	2014	6	-	4	-	1	16	6	-	7	1	10	-	10			51	
		2015	1	-	2	-	-	-	-	-	-	-	-	-	3	-70.0%	▼	3	
	Domestic and Family - Level 2	2014	-	6	3	1	9	1	-	2	4	9	3	1	9			39	
		2015	3	2	5	-	-	-	-	-	-	-	-	-	10	11.1%	▲	10	
	General Civil - Level 2	2014	3	1	2	5	3	3	3	1	1	-	4	3	6			29	
		2015	-	-	4	-	-	-	-	-	-	-	-	-	4	-33.3%	▼	4	
	General Civil - Level 3	2014	1	4	-	-	2	4	1	2	2	-	1	-	5			17	
		2015	-	1	2	-	-	-	-	-	-	-	-	-	3	-40.0%	▼	3	
	Probates/Wills and Trusts - Level 2	2014	-	1	2	-	5	2	-	1	-	1	-	1	3			13	
		2015	1	-	2	-	-	-	-	-	-	-	-	-	3	0.0%	↔	3	
	Protective Orders	2014	-	-	-	-	-	-	-	-	-	-	-	2	-	0			2
		2015	1	-	-	-	-	-	-	-	-	-	-	-	1	0.0%	↔	1	
Uncontested Divorce	2014	7	2	2	3	1	2	4	5	3	8	1	1	11			39		
	2015	4	4	6	-	-	-	-	-	-	-	-	-	14	27.3%	▲	14		
Criminal	Misdemeanor	2014	2	15	2	9	4	3	5	3	5	7	9	2	19			66	
		2015	8	1	12	-	-	-	-	-	-	-	-	-	21	10.5%	▲	21	
	Non-Capital Felonies and Related Matters	2014	9	81	26	72	3	68	33	15	134	36	45	31	116			553	
2015		34	45	54	-	-	-	-	-	-	-	-	-	133	14.7%	▲	133		
Other	Other Criminally Related M	2014	-	-	-	-	1	-	1	1	-	-	-	-	0			3	
	Miscellaneous	2014	35	41	43	35	51	32	28	31	31	39	36	32	119			434	
		2015	30	25	40	-	-	-	-	-	-	-	-	-	95	-20.2%	▼	95	
	Other	2014	4	10	18	11	8	13	10	16	12	18	12	15	32			147	
2015		3	16	12	-	-	-	-	-	-	-	-	-	31	-3.1%	▼	31		

Court: Russell Circuit

Start/End Date: Jan-14 / Mar-15

2014 Average Month: 281

Jan-Mar 2014: 772

Filings Trending: Downward ▼

Circuit/Court ID: 29 229167

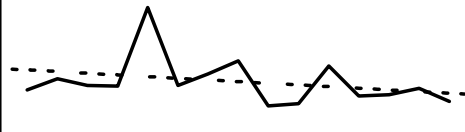
Type of Case: Filings

2015 Average Month:220

Jan-Mar 2015 : 660

Overall AVG. Month: 269

Monthly Filings Summary



Jan 2014-----Mar 2015

January --- March Filings

772

2014

660

2015

	Jan	Feb	Mar	Apr	May	Jun	Jul	Aug	Sep	Oct	Nov	Dec	Thru Mar	% Change	Trending	Total
2014	238	279	255	252	542	254	297	345	179	187	326	216	772			3,370
2015	220	244	196	-	-	-	-	-	-	-	-	-	660	-14.5%	▼	660

			Jan	Feb	Mar	Apr	May	Jun	Jul	Aug	Sep	Oct	Nov	Dec	Thru Mar	% Change	Trending	Total
Civil	Administrative Law	2014	-	-	1	1	-	-	-	1	-	-	-	-	1			3
	Contested Divorce	2014	6	3	5	2	6	7	7	3	3	4	3	5	14			54
		2015	6	3	5	-	-	-	-	-	-	-	-	-	14	0.0%	↔	14
	Domestic and Family - Level 1	2014	15	3	6	5	-	10	8	11	-	4	4	2	24			68
		2015	10	7	-	-	-	-	-	-	-	-	-	-	17	-29.2%	▼	17
	Domestic and Family - Level 2	2014	2	5	3	2	2	2	2	3	-	6	2	1	10			30
		2015	1	1	3	-	-	-	-	-	-	-	-	-	5	-50.0%	▼	5
	General Civil - Level 1	2014	-	-	-	-	-	-	-	1	-	-	-	-	0			1
		2015	-	-	1	-	-	-	-	-	-	-	-	-	1	0.0%	↔	1
	General Civil - Level 2	2014	6	2	4	10	6	6	5	13	1	4	2	3	12			62
		2015	7	3	2	-	-	-	-	-	-	-	-	-	12	0.0%	↔	12
	General Civil - Level 3	2014	6	1	2	2	4	2	5	3	6	6	2	1	9			40
		2015	4	1	-	-	-	-	-	-	-	-	-	-	5	-44.4%	▼	5
	Probates/Wills and Trusts	2014	-	-	-	-	-	-	-	-	-	-	1	-	0			1
	Probates/Wills and Trusts - Level 2	2014	1	-	-	-	-	3	-	1	-	1	-	-	1	0.0%	↔	6
		2015	2	1	1	-	-	-	-	-	-	-	-	-	4	300.0%	▲	4
Criminal	Protective Orders	2014	-	-	-	1	-	-	-	-	-	-	-	-	0			1
	Uncontested Divorce	2014	7	9	13	10	13	13	12	14	12	9	12	8	29	0.0%	↔	132
		2015	11	13	9	-	-	-	-	-	-	-	-	-	33	13.8%	▲	33
	Misdemeanor	2014	25	36	23	8	29	10	5	40	14	10	36	9	84			245
		2015	20	20	18	-	-	-	-	-	-	-	-	-	58	-31.0%	▼	58
	Non-Capital Felonies and Related Matters	2014	68	99	61	65	363	46	116	125	40	44	186	71	228			1,284
Other		2015	80	121	63	-	-	-	-	-	-	-	-	-	264	15.8%	▲	264
	Other Criminally Related Matters	2014	-	-	1	2	1	7	-	3	3	1	3	1	1			22
		2015	2	3	7	-	-	-	-	-	-	-	-	-	12	1,100.0%	▲	12
	Miscellaneous	2014	88	92	119	124	103	131	94	86	75	72	59	57	299			1,100
		2015	61	59	47	-	-	-	-	-	-	-	-	-	167	-44.1%	▼	167
	Other	2014	14	29	17	20	15	17	43	41	25	26	16	58	60			321
		2015	16	12	40	-	-	-	-	-	-	-	-	-	68	13.3%	▲	68

Court: Tazewell Circuit

Start/End Date: Jan-14 / Mar-15

2014 Average Month: 470

Jan-Mar 2014: 1,640

Filings Trending: Upward ▲

Circuit/Court ID: 29 229185

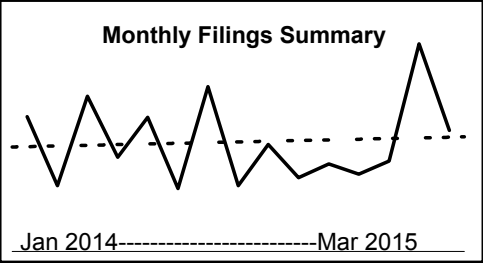
Type of Case: Filings

2015 Average Month:644

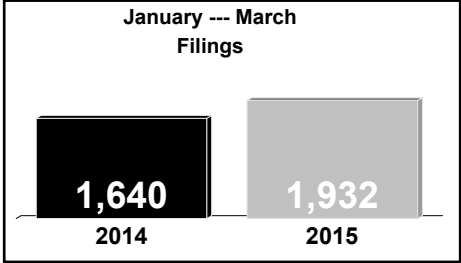
Jan-Mar 2015 : 1,932

Overall AVG. Month: 505

Monthly Filings Summary



January --- March Filings



	Jan	Feb	Mar	Apr	May	Jun	Jul	Aug	Sep	Oct	Nov	Dec	Thru Mar	% Change	Trending	Total
2014	621	303	716	435	618	290	760	304	493	341	404	357	1,640			5,642
2015	417	957	558	-	-	-	-	-	-	-	-	-	1,932	17.8%	▲	1,932

			Jan	Feb	Mar	Apr	May	Jun	Jul	Aug	Sep	Oct	Nov	Dec	Thru Mar	% Change	Trending	Total
Civil	Administrative Law	2014	-	-	-	-	-	-	-	1	-	-	1	-	0			2
	Contested Divorce	2014	3	5	6	6	4	7	6	1	10	7	6	6	14	0.0%	↔	67
		2015	4	3	7	-	-	-	-	-	-	-	-	-	14	0.0%	↔	14
	Domestic and Family - Level 1	2014	2	1	5	-	6	1	5	4	4	10	4	5	8			47
		2015	1	6	24	-	-	-	-	-	-	-	-	-	31	287.5%	▲	31
	Domestic and Family - Level 2	2014	1	1	2	3	3	6	7	2	4	-	1	2	4			32
		2015	4	2	3	-	-	-	-	-	-	-	-	-	9	125.0%	▲	9
	General Civil - Level 1	2014	1	-	1	1	2	1	-	1	2	-	-	2	2			11
		2015	-	1	1	-	-	-	-	-	-	-	-	-	2	0.0%	↔	2
	General Civil - Level 2	2014	2	10	10	8	5	5	10	10	1	4	9	8	22			82
		2015	9	3	6	-	-	-	-	-	-	-	-	-	18	-18.2%	▼	18
	General Civil - Level 3	2014	3	1	2	6	5	1	-	3	2	4	2	3	6			32
		2015	1	2	1	-	-	-	-	-	-	-	-	-	4	-33.3%	▼	4
	Probates/Wills and Trusts	2014	-	-	-	-	-	-	-	-	1	-	-	1	0			2
	Probates/Wills and Trusts - Level 2	2014	4	3	1	1	-	2	-	3	2	2	2	2	8	0.0%	↔	22
		2015	4	2	5	-	-	-	-	-	-	-	-	-	11	37.5%	▲	11
Criminal	Uncontested Divorce	2014	17	25	19	11	12	15	23	16	9	15	13	11	61			186
		2015	12	14	14	-	-	-	-	-	-	-	-	-	40	-34.4%	▼	40
	Capital Murder	2014	-	-	-	-	-	-	-	-	-	-	-	1	0			1
	Misdemeanor	2014	86	30	120	35	125	20	96	19	93	33	89	45	236	0.0%	↔	791
		2015	72	52	88	-	-	-	-	-	-	-	-	-	212	-10.2%	▼	212
	Non-Capital Felonies and Related Matters	2014	386	67	333	126	291	113	491	120	239	122	170	148	786			2,606
Other		2015	176	742	245	-	-	-	-	-	-	-	-	-	1,163	48.0%	▲	1,163
	Other Criminally Related Matters	2014	7	2	4	3	8	3	9	2	11	4	11	7	13			71
		2015	5	5	2	-	-	-	-	-	-	-	-	-	12	-7.7%	▼	12
	Miscellaneous	2014	103	149	207	228	153	110	111	118	113	137	89	106	459			1,624
		2015	126	115	155	-	-	-	-	-	-	-	-	-	396	-13.7%	▼	396
	Other	2014	6	9	6	7	4	6	2	4	2	3	7	10	21			66
		2015	3	10	7	-	-	-	-	-	-	-	-	-	20	-4.8%	▼	20

Court: Lee Circuit

Start/End Date: Jan-14 / Mar-15

2014 Average Month: 221

Jan-Mar 2014: 969

Filings Trending: Downward ▼

Circuit/Court ID: 30 230105


Type of Case: Filings

2015 Average Month:176

Jan-Mar 2015 : 529

Overall AVG. Month: 212

Monthly Filings Summary



Jan 2014-----Mar 2015

January --- March Filings

969

2014

529

2015

	Jan	Feb	Mar	Apr	May	Jun	Jul	Aug	Sep	Oct	Nov	Dec	Thru Mar	% Change	Trending	Total
2014	228	522	219	178	182	128	313	149	152	232	117	233	969			2,653
2015	148	220	161	-	-	-	-	-	-	-	-	-	529	-45.4%	▼	529

			Jan	Feb	Mar	Apr	May	Jun	Jul	Aug	Sep	Oct	Nov	Dec	Thru Mar	% Change	Trending	Total
Civil	Administrative Law	2014	-	-	-	1	-	-	-	-	-	-	-	-	0			1
	Contested Divorce	2014	7	4	5	3	2	4	3	1	4	4	1	-	16	0.0%	↔	38
		2015	4	1	5	-	-	-	-	-	-	-	-	-	10	-37.5%	▼	10
	Domestic and Family - Level 1	2014	5	4	-	-	-	1	-	-	-	-	-	-	9			10
		2015	2	7	1	-	-	-	-	-	-	-	-	-	10	11.1%	▲	10
	Domestic and Family - Level 2	2014	-	4	2	2	3	-	5	4	2	2	1	3	6			28
		2015	-	3	2	-	-	-	-	-	-	-	-	-	5	-16.7%	▼	5
	General Civil - Level 1	2014	-	-	-	-	-	-	-	1	1	-	-	1	0			3
		2015	-	-	1	-	-	-	-	-	-	-	-	-	1	0.0%	↔	1
	General Civil - Level 2	2014	1	2	5	1	3	3	6	6	3	2	1	3	8			36
		2015	4	5	3	-	-	-	-	-	-	-	-	-	12	50.0%	▲	12
	General Civil - Level 3	2014	5	2	5	4	4	3	2	4	11	3	2	1	12			46
		2015	8	3	1	-	-	-	-	-	-	-	-	-	12	0.0%	↔	12
	Probates/Wills and Trusts	2014	-	-	-	-	-	2	-	-	1	-	-	-	0			3
	Probates/Wills and Trusts - Level 2	2014	4	2	3	-	-	-	1	1	5	2	-	5	9	0.0%	↔	23
Criminal		2015	-	-	2	-	-	-	-	-	-	-	-	-	2	-77.8%	▼	2
	Uncontested Divorce	2014	1	6	8	5	6	7	5	3	3	8	9	3	15			64
		2015	7	4	8	-	-	-	-	-	-	-	-	-	19	26.7%	▲	19
	Misdemeanor	2014	30	320	12	30	22	18	23	13	31	30	17	24	362			570
		2015	15	19	23	-	-	-	-	-	-	-	-	-	57	-84.3%	▼	57
	Non-Capital Felonies and Related Matters	2014	104	105	121	80	82	46	219	70	35	117	43	140	330			1,162
		2015	54	137	52	-	-	-	-	-	-	-	-	-	243	-26.4%	▼	243
	Other Criminally Related Matters	2014	10	8	2	-	16	2	6	7	12	7	6	5	20			81
		2015	3	7	13	-	-	-	-	-	-	-	-	-	23	15.0%	▲	23
	Miscellaneous	2014	60	62	54	52	44	42	42	39	41	56	37	48	176			577
Other		2015	51	34	50	-	-	-	-	-	-	-	-	-	135	-23.3%	▼	135
	Other	2014	1	3	2	-	-	-	1	-	3	1	-	-	6			11

Court: Scott Circuit

Start/End Date: Jan-14 / Mar-15

2014 Average Month: 202

Jan-Mar 2014: 788

Filings Trending: Downward ▼

Circuit/Court ID: 30 230169

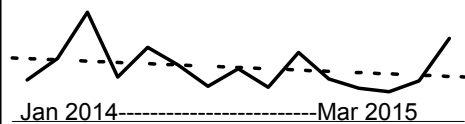
Type of Case: Filings

2015 Average Month:189

Jan-Mar 2015 : 566

Overall AVG. Month: 199

Monthly Filings Summary



January --- March Filings

788

2014

566

2015

	Jan	Feb	Mar	Apr	May	Jun	Jul	Aug	Sep	Oct	Nov	Dec	Thru Mar	% Change	Trending	Total
2014	153	232	403	164	273	209	130	194	126	255	157	123	788			2,419
2015	110	150	306	-	-	-	-	-	-	-	-	-	566	-28.2%	▼	566

			Jan	Feb	Mar	Apr	May	Jun	Jul	Aug	Sep	Oct	Nov	Dec	Thru Mar	% Change	Trending	Total
Civil	Administrative Law	2014	-	-	-	-	-	-	-	1	-	-	-	-	0			1
	Contested Divorce	2014	2	5	4	7	4	5	2	6	4	3	2	1	11	0.0%	↔	45
		2015	3	2	6	-	-	-	-	-	-	-	-	-	11	0.0%	↔	11
	Domestic and Family - Level 1	2014	2	-	1	5	-	1	-	4	-	4	-	4	3			21
		2015	1	1	1	-	-	-	-	-	-	-	-	-	3	0.0%	↔	3
	Domestic and Family - Level 2	2014	1	-	-	-	-	1	-	1	-	4	1	1	1			9
		2015	-	1	2	-	-	-	-	-	-	-	-	-	3	200.0%	▲	3
	General Civil - Level 1	2014	1	-	-	-	1	-	-	1	2	-	-	-	1			5
	General Civil - Level 2	2014	7	3	6	1	3	3	6	8	6	8	5	6	16			62
		2015	-	3	3	-	-	-	-	-	-	-	-	-	6	-62.5%	▼	6
	General Civil - Level 3	2014	-	-	1	3	6	5	2	6	3	1	1	4	1			32
		2015	2	1	2	-	-	-	-	-	-	-	-	-	5	400.0%	▲	5
	Probates/Wills and Trusts - Level 1	2014	-	1	-	-	-	-	-	1	-	-	1	-	1			3
		2015	-	2	-	-	-	-	-	-	-	-	-	-	2	100.0%	▲	2
	Probates/Wills and Trusts - Level 2	2014	-	-	6	5	3	-	1	4	1	-	1	2	6			23
		2015	1	-	2	-	-	-	-	-	-	-	-	-	3	-50.0%	▼	3
Criminal	Uncontested Divorce	2014	4	9	13	11	6	9	4	1	5	8	6	2	26			78
		2015	9	5	7	-	-	-	-	-	-	-	-	-	21	-19.2%	▼	21
	Misdemeanor	2014	31	28	55	25	89	37	32	25	30	65	74	33	114			524
		2015	21	12	62	-	-	-	-	-	-	-	-	-	95	-16.7%	▼	95
	Non-Capital Felonies and Related Matters	2014	43	107	213	58	97	108	18	77	25	102	30	12	363			890
		2015	23	83	128	-	-	-	-	-	-	-	-	-	234	-35.5%	▼	234
Other	Other Criminally Related Matters	2014	2	1	18	1	23	8	8	1	5	10	2	8	21			87
		2015	-	1	6	-	-	-	-	-	-	-	-	-	7	-66.7%	▼	7
	Miscellaneous	2014	60	78	86	48	41	32	57	57	45	49	34	49	224			636
		2015	50	39	87	-	-	-	-	-	-	-	-	-	176	-21.4%	▼	176
	Other	2014	-	-	-	-	-	-	-	1	-	1	-	1	0			3

Court: Wise Circuit

Start/End Date: Jan-14 / Mar-15

2014 Average Month: 387

Jan-Mar 2014: 1,176

Filings Trending: Downward ▼

Circuit/Court ID: 30 230195

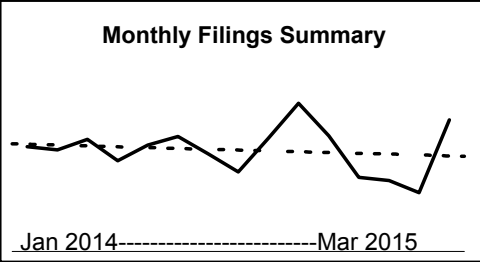
Type of Case: Filings

2015 Average Month:321

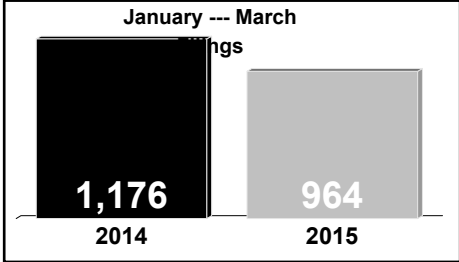
Jan-Mar 2015 : 964

Overall AVG. Month: 374

Monthly Filings Summary



January --- March Filings



	Jan	Feb	Mar	Apr	May	Jun	Jul	Aug	Sep	Oct	Nov	Dec	Thru Mar	% Change	Trending	Total
2014	387	375	414	335	392	424	361	293	417	547	426	273	1,176			4,644
2015	262	217	485	-	-	-	-	-	-	-	-	-	964	-18.0%	▼	964

			Jan	Feb	Mar	Apr	May	Jun	Jul	Aug	Sep	Oct	Nov	Dec	Thru Mar	% Change	Trending	Total
Civil	Administrative Law	2014	1	-	-	1	-	1	2	1	-	-	2	1	1			9
		2015	-	-	1	-	-	-	-	-	-	-	-	-	1	0.0%	↔	1
	Contested Divorce	2014	10	10	8	3	3	2	6	6	4	6	3	4	28			65
		2015	10	5	8	-	-	-	-	-	-	-	-	-	23	-17.9%	▼	23
	Domestic and Family - Level 1	2014	2	10	1	-	5	5	1	10	8	4	6	9	13			61
		2015	6	4	2	-	-	-	-	-	-	-	-	-	12	-7.7%	▼	12
	Domestic and Family - Level 2	2014	2	2	-	3	1	5	9	1	3	4	2	1	4			33
		2015	4	2	6	-	-	-	-	-	-	-	-	-	12	200.0%	▲	12
	General Civil - Level 1	2014	-	-	2	3	1	1	2	1	-	-	-	2	2			12
		2015	4	-	1	-	-	-	-	-	-	-	-	-	5	150.0%	▲	5
	General Civil - Level 2	2014	11	10	6	8	12	6	8	15	20	4	5	11	27			116
		2015	13	2	14	-	-	-	-	-	-	-	-	-	29	7.4%	▲	29
	General Civil - Level 3	2014	8	4	5	8	5	5	5	3	5	6	4	3	17			61
		2015	2	7	3	-	-	-	-	-	-	-	-	-	12	-29.4%	▼	12
	Probates/Wills and Trusts	2014	-	-	1	-	-	-	1	-	-	-	-	-	1			2
Criminal	Probates/Wills and Trusts - Level 2	2014	1	-	3	1	3	4	3	2	4	3	-	1	4			25
		2015	1	4	1	-	-	-	-	-	-	-	-	-	6	50.0%	▲	6
	Uncontested Divorce	2014	25	13	26	21	17	15	20	15	14	19	15	17	64			217
		2015	18	17	19	-	-	-	-	-	-	-	-	-	54	-15.6%	▼	54
	Misdemeanor	2014	65	52	74	81	81	79	40	70	84	55	114	52	191			847
		2015	48	30	80	-	-	-	-	-	-	-	-	-	158	-17.3%	▼	158
	Non-Capital Felonies and Related Matters	2014	187	127	153	119	144	206	131	93	190	366	214	101	467			2,031
		2015	57	56	214	-	-	-	-	-	-	-	-	-	327	-30.0%	▼	327
	Other Criminally Related Matters	2014	3	5	5	8	5	6	12	5	12	5	8	7	13			81
		2015	4	18	6	-	-	-	-	-	-	-	-	-	28	115.4%	▲	28
Other	Miscellaneous	2014	71	136	129	79	110	86	118	67	71	71	51	63	336			1,052
		2015	92	70	130	-	-	-	-	-	-	-	-	-	292	-13.1%	▼	292
	Other	2014	1	6	1	-	5	3	3	4	2	4	2	1	8			32
		2015	3	2	-	-	-	-	-	-	-	-	-	-	5	-37.5%	▼	5

Court: Prince William Circuit

Start/End Date: Jan-14 / Mar-15

2014 Average Month: 1,367

Jan-Mar 2014: 4,230

Filings Trending: Steady ↔

Circuit/Court ID: 31 231153

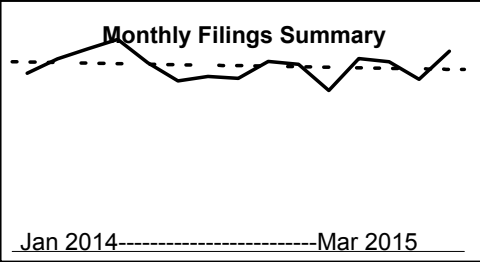
Type of Case: Filings

2015 Average Month:1,383

Jan-Mar 2015 : 4,148

Overall AVG. Month: 1,370

Monthly Filings Summary



January --- March Filings

4,230

2014

4,148

2015

	Jan	Feb	Mar	Apr	May	Jun	Jul	Aug	Sep	Oct	Nov	Dec	Thru Mar	% Change	Trending	Total
2014	1,315	1,421	1,494	1,564	1,393	1,259	1,292	1,277	1,402	1,380	1,188	1,422	4,230			16,407
2015	1,400	1,270	1,478	-	-	-	-	-	-	-	-	-	4,148	-1.9%	▼	4,148

			Jan	Feb	Mar	Apr	May	Jun	Jul	Aug	Sep	Oct	Nov	Dec	Thru Mar	% Change	Trending	Total
Civil	Administrative Law	2014	2	1	-	2	-	-	-	1	-	-	-	-	3			6
		2015	2	-	2	-	-	-	-	-	-	-	-	-	4	33.3%	▲	4
	Contested Divorce	2014	32	26	37	39	46	30	41	40	42	49	36	29	95			447
		2015	28	46	49	-	-	-	-	-	-	-	-	-	123	29.5%	▲	123
	Domestic and Family - Level 1	2014	4	13	16	22	18	19	43	16	21	25	18	24	33			239
		2015	13	25	16	-	-	-	-	-	-	-	-	-	54	63.6%	▲	54
	Domestic and Family - Level 2	2014	12	20	8	16	16	7	15	15	12	21	12	6	40			160
		2015	44	29	29	-	-	-	-	-	-	-	-	-	102	155.0%	▲	102
	General Civil - Level 1	2014	3	2	5	3	4	3	1	3	2	5	1	4	10			36
		2015	5	1	-	-	-	-	-	-	-	-	-	-	6	-40.0%	▼	6
	General Civil - Level 2	2014	79	57	75	85	95	66	46	73	83	80	51	59	211			849
		2015	75	63	74	-	-	-	-	-	-	-	-	-	212	0.5%	▲	212
	General Civil - Level 3	2014	31	20	31	25	38	24	23	38	29	28	23	29	82			339
		2015	18	32	34	-	-	-	-	-	-	-	-	-	84	2.4%	▲	84
	Probates/Wills and Trusts - Level 1	2014	-	2	1	-	2	1	1	-	2	2	-	-	3			11
		2015	1	1	-	-	-	-	-	-	-	-	-	-	2	-33.3%	▼	2
	Probates/Wills and Trusts - Level 2	2014	3	9	6	13	6	4	7	9	14	10	10	13	18			104
		2015	8	11	12	-	-	-	-	-	-	-	-	-	31	72.2%	▲	31
	Protective Orders	2014	5	3	2	6	3	2	-	-	-	2	3	3	10			29
		2015	1	4	3	-	-	-	-	-	-	-	-	-	8	-20.0%	▼	8
	Uncontested Divorce	2014	80	64	80	98	98	65	76	85	69	87	81	66	224			949
		2015	73	86	95	-	-	-	-	-	-	-	-	-	254	13.4%	▲	254
Criminal	Misdemeanor	2014	97	116	89	170	110	123	133	119	107	87	78	92	302			1,321
		2015	104	76	80	-	-	-	-	-	-	-	-	-	260	-13.9%	▼	260
	Non-Capital Felonies and Related Matters	2014	226	290	414	354	368	325	299	238	392	285	333	343	930			3,867
		2015	289	241	266	-	-	-	-	-	-	-	-	-	796	-14.4%	▼	796
Other	Other Criminally Related Matters	2014	72	79	53	72	55	54	57	88	57	60	60	110	204			817
		2015	81	38	52	-	-	-	-	-	-	-	-	-	171	-16.2%	▼	171
	Miscellaneous	2014	630	666	648	607	503	512	500	540	516	576	415	568	1,944			6,681
		2015	585	545	676	-	-	-	-	-	-	-	-	-	1,806	-7.1%	▼	1,806
	Other	2014	39	53	29	52	31	24	50	12	56	63	67	76	121			552
		2015	73	72	90	-	-	-	-	-	-	-	-	-	235	94.2%	▲	235