

Court: Chesapeake Circuit

Start/End Date: Jan-14 / Jun-15

2014 Average Month: 1,110

Jan-Jun 2014: 6,905

Filings Trending: Downward ▼

Circuit/Court ID: 1 201550

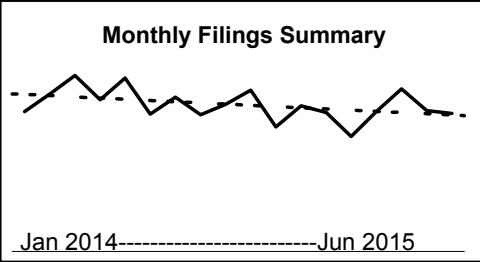
Type of Case: Filings

2015 Average Month:1,027

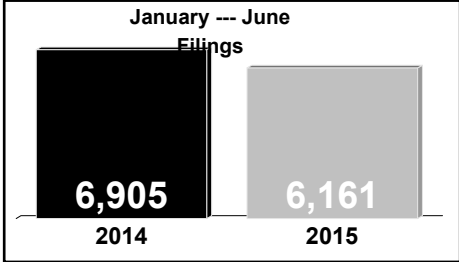
Jan-Jun 2015 : 6,161

Overall AVG. Month: 1,082

Monthly Filings Summary



January --- June Filings



| | Jan | Feb | Mar | Apr | May | Jun | Jul | Aug | Sep | Oct | Nov | Dec | Thru Jun | % Change | Trending | Total |
|------|-------|-------|-------|-------|-------|-------|-------|-------|-------|-------|-----|-------|----------|----------|----------|--------|
| 2014 | 1,032 | 1,161 | 1,299 | 1,120 | 1,279 | 1,014 | 1,138 | 1,009 | 1,085 | 1,191 | 919 | 1,075 | 6,905 | | | 13,322 |
| 2015 | 1,025 | 848 | 1,032 | 1,199 | 1,039 | 1,018 | - | - | - | - | - | - | 6,161 | -10.8% | ▼ | 6,161 |

| | | | Jan | Feb | Mar | Apr | May | <u>Jun</u> | Jul | Aug | Sep | Oct | Nov | Dec | Thru Jun | % Change | Trending | <u>Total</u> | |
|----------|--|------|-----|-----|-----|-----|-----|------------|-----|-----|-----|-----|-----|-----|----------|----------|----------|--------------|---|
| Civil | Administrative Law | 2014 | 1 | 1 | 3 | 1 | - | - | 1 | 1 | 4 | 2 | 2 | 1 | 6 | | | 17 | |
| | | 2015 | 1 | - | 1 | 2 | 4 | 1 | - | - | - | - | - | - | 9 | 50.0% | ▲ | 9 | |
| | Contested Divorce | 2014 | 18 | 32 | 33 | 33 | 25 | 31 | 25 | 22 | 21 | 25 | 16 | 18 | 172 | | | 299 | |
| | | 2015 | 19 | 22 | 24 | 22 | 30 | 21 | - | - | - | - | - | - | 138 | -19.8% | ▼ | 138 | |
| | Domestic and Family - Level 1 | 2014 | 8 | 13 | 20 | 15 | 22 | 11 | 15 | 15 | 25 | 15 | 17 | 17 | 89 | | | 193 | |
| | | 2015 | 10 | 15 | 13 | 34 | 10 | 19 | - | - | - | - | - | - | 101 | 13.5% | ▲ | 101 | |
| | Domestic and Family - Level 2 | 2014 | 14 | 8 | 9 | 16 | 14 | 3 | 4 | 8 | 9 | 11 | 6 | 7 | 64 | | | 109 | |
| | | 2015 | 2 | 11 | 10 | 9 | 5 | 8 | - | - | - | - | - | - | 45 | -29.7% | ▼ | 45 | |
| | General Civil - Level 1 | 2014 | 3 | 1 | 2 | 3 | 4 | 2 | 3 | 4 | 1 | 9 | 1 | 3 | 15 | | | 36 | |
| | | 2015 | 1 | 2 | 2 | 8 | 3 | 2 | - | - | - | - | - | - | 18 | 20.0% | ▲ | 18 | |
| | General Civil - Level 2 | 2014 | 18 | 51 | 36 | 38 | 61 | 36 | 52 | 39 | 30 | 65 | 30 | 30 | 240 | | | 486 | |
| | | 2015 | 31 | 58 | 33 | 63 | 32 | 37 | - | - | - | - | - | - | 254 | 5.8% | ▲ | 254 | |
| | General Civil - Level 3 | 2014 | 19 | 29 | 21 | 17 | 30 | 13 | 22 | 17 | 22 | 39 | 10 | 14 | 129 | | | 253 | |
| | | 2015 | 4 | 14 | 13 | 25 | 13 | 18 | - | - | - | - | - | - | 87 | -32.6% | ▼ | 87 | |
| | Probates/Wills and Trusts - Level 1 | 2014 | 1 | - | 1 | - | - | - | - | - | - | - | 2 | - | 1 | 2 | | | 5 |
| | | 2015 | 2 | 2 | 1 | - | - | 2 | - | - | - | - | - | - | 7 | 250.0% | ▲ | 7 | |
| | Probates/Wills and Trusts - Level 2 | 2014 | 4 | 7 | 3 | 8 | 5 | 8 | 4 | 2 | 4 | 7 | 3 | 2 | 35 | | | 57 | |
| | | 2015 | 8 | 4 | 10 | 2 | 6 | 4 | - | - | - | - | - | - | 34 | -2.9% | ▼ | 34 | |
| | Protective Orders | 2014 | - | - | - | 1 | - | - | - | - | - | - | - | - | 1 | | | 1 | |
| | Uncontested Divorce | 2014 | 50 | 61 | 74 | 72 | 77 | 57 | 66 | 50 | 49 | 72 | 45 | 48 | 391 | | | 721 | |
| | | 2015 | 32 | 47 | 61 | 51 | 59 | 60 | - | - | - | - | - | - | 310 | -20.7% | ▼ | 310 | |
| Criminal | Capital Murder | 2015 | - | - | - | - | - | 1 | - | - | - | - | - | - | 1 | | | 1 | |
| | Misdemeanor | 2014 | 127 | 114 | 161 | 157 | 165 | 145 | 134 | 148 | 158 | 125 | 105 | 127 | 869 | | | 1,666 | |
| | | 2015 | 101 | 82 | 104 | 134 | 123 | 104 | - | - | - | - | - | - | 648 | -25.4% | ▼ | 648 | |
| | Non-Capital Felonies and Related Matters | 2014 | 275 | 307 | 341 | 257 | 381 | 349 | 339 | 304 | 341 | 328 | 310 | 339 | 1,910 | | | 3,871 | |
| | | 2015 | 315 | 183 | 257 | 404 | 348 | 332 | - | - | - | - | - | - | 1,839 | -3.7% | ▼ | 1,839 | |
| | Other Criminally Related Matters | 2014 | 18 | 29 | 45 | 59 | 61 | 44 | 53 | 45 | 62 | 55 | 50 | 59 | 256 | | | 580 | |
| 2015 | | 31 | 50 | 42 | 41 | 37 | 51 | - | - | - | - | - | - | 252 | -1.6% | ▼ | 252 | | |
| Other | Miscellaneous | 2014 | 413 | 443 | 485 | 388 | 370 | 232 | 348 | 299 | 312 | 375 | 293 | 365 | 2,331 | | | 4,323 | |
| | | 2015 | 406 | 323 | 389 | 348 | 319 | 300 | - | - | - | - | - | - | 2,085 | -10.6% | ▼ | 2,085 | |
| | Other | 2014 | 63 | 65 | 65 | 55 | 64 | 83 | 72 | 55 | 47 | 61 | 31 | 44 | 395 | | | 705 | |
| | | 2015 | 62 | 35 | 72 | 56 | 50 | 58 | - | - | - | - | - | - | 333 | -15.7% | ▼ | 333 | |

Court: Accomack Circuit

Start/End Date: Jan-14 / Jun-15

2014 Average Month: 104

Jan-Jun 2014: 610

Filings Trending: Steady ↔

Circuit/Court ID: 2 202001

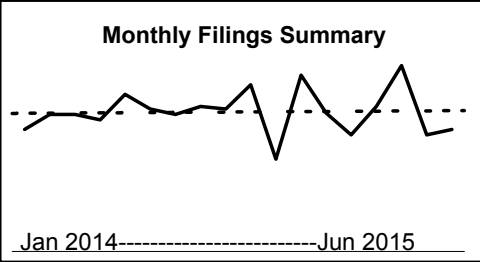
Type of Case: Filings

2015 Average Month:101

Jan-Jun 2015 : 608

Overall AVG. Month: 103

Monthly Filings Summary



January --- June Filings

610

2014

608

2015

| | Jan | Feb | Mar | Apr | May | <u>Jun</u> | Jul | Aug | Sep | Oct | Nov | Dec | Thru Jun | % Change | Trending | Total |
|------|-----|-----|-----|-----|-----|------------|-----|-----|-----|-----|-----|-----|----------|----------|----------|-------|
| 2014 | 90 | 101 | 101 | 97 | 116 | 105 | 101 | 107 | 105 | 123 | 68 | 130 | 610 | | | 1,244 |
| 2015 | 102 | 86 | 107 | 137 | 86 | 90 | - | - | - | - | - | - | 608 | -0.3% | ▼ | 608 |

| | | | Jan | Feb | Mar | Apr | May | <u>Jun</u> | Jul | Aug | Sep | Oct | Nov | Dec | Thru Jun | % Change | Trending | Total |
|----------|--|------|-----|-----|-----|-----|-----|------------|-----|-----|-----|-----|-----|-----|----------|----------|----------|-------|
| Civil | Administrative Law | 2014 | - | - | - | - | - | - | - | 3 | - | 1 | 1 | 2 | 0 | | | 7 |
| | Contested Divorce | 2014 | 3 | - | 5 | 2 | 2 | 3 | 2 | 2 | - | 5 | - | 1 | 15 | 0.0% | ↔ | 25 |
| | | 2015 | 4 | 1 | 5 | 5 | 1 | 5 | - | - | - | - | - | - | 21 | 40.0% | ▲ | 21 |
| | Domestic and Family - Level 1 | 2014 | - | 1 | 1 | 3 | 2 | - | 2 | 4 | 1 | - | - | - | 7 | | | 14 |
| | | 2015 | - | 2 | - | 2 | 2 | - | - | - | - | - | - | - | 6 | -14.3% | ▼ | 6 |
| | Domestic and Family - Level 2 | 2014 | 2 | - | - | 1 | 1 | - | - | 4 | - | - | - | - | 4 | | | 8 |
| | | 2015 | 2 | - | - | 1 | - | 2 | - | - | - | - | - | - | 5 | 25.0% | ▲ | 5 |
| | General Civil - Level 1 | 2014 | 1 | - | - | - | - | - | 1 | - | - | - | - | - | 1 | | | 2 |
| | | 2015 | 2 | - | - | - | - | 2 | - | - | - | - | - | - | 4 | 300.0% | ▲ | 4 |
| | General Civil - Level 2 | 2014 | 4 | 4 | 7 | 5 | 8 | 12 | 13 | 12 | 6 | 6 | 1 | 7 | 40 | | | 85 |
| | | 2015 | 16 | 1 | 4 | 10 | 12 | 6 | - | - | - | - | - | - | 49 | 22.5% | ▲ | 49 |
| | General Civil - Level 3 | 2014 | 6 | 3 | 3 | 6 | 10 | 7 | 5 | 1 | 4 | 6 | 1 | 3 | 35 | | | 55 |
| | | 2015 | 9 | 6 | 1 | 1 | 4 | 7 | - | - | - | - | - | - | 28 | -20.0% | ▼ | 28 |
| | Probates/Wills and Trusts - Level 2 | 2014 | 1 | - | - | - | 1 | - | 1 | - | - | - | - | - | 2 | | | 3 |
| | | 2015 | - | - | 1 | - | 1 | - | - | - | - | - | - | - | 2 | 0.0% | ↔ | 2 |
| Criminal | Protective Orders | 2014 | 1 | 2 | 1 | - | - | 2 | - | - | - | 1 | - | - | 6 | | | 7 |
| | Uncontested Divorce | 2014 | 10 | 4 | 5 | 7 | 6 | 7 | 5 | 5 | 14 | 6 | 3 | 1 | 39 | | | 73 |
| | | 2015 | 10 | 7 | 7 | 2 | 7 | 4 | - | - | - | - | - | - | 37 | -5.1% | ▼ | 37 |
| | Misdemeanor | 2014 | 12 | 11 | 3 | 9 | 7 | 13 | 7 | 4 | 10 | 11 | 5 | 17 | 55 | | | 109 |
| Criminal | | 2015 | 2 | 3 | 7 | 3 | 4 | 8 | - | - | - | - | - | - | 27 | -50.9% | ▼ | 27 |
| | Non-Capital Felonies and Related Matters | 2014 | 6 | 19 | 19 | 17 | 43 | 24 | 14 | 35 | 21 | 31 | 9 | 29 | 128 | | | 267 |
| | | 2015 | 8 | 39 | 12 | 64 | 10 | 26 | - | - | - | - | - | - | 159 | 24.2% | ▲ | 159 |
| | Other Criminally Related Matters | 2014 | 5 | 1 | 4 | - | 1 | 3 | 2 | 5 | 4 | 5 | - | 4 | 14 | | | 34 |
| Other | | 2015 | 4 | - | 6 | 2 | - | 2 | - | - | - | - | - | - | 14 | 0.0% | ↔ | 14 |
| | Miscellaneous | 2014 | 38 | 54 | 50 | 45 | 35 | 33 | 46 | 30 | 42 | 49 | 47 | 64 | 255 | | | 533 |
| | | 2015 | 44 | 26 | 64 | 47 | 45 | 27 | - | - | - | - | - | - | 253 | -0.8% | ▼ | 253 |
| Other | Other | 2014 | 1 | 2 | 3 | 2 | - | 1 | 3 | 2 | 3 | 2 | 1 | 2 | 9 | | | 22 |
| | | 2015 | 1 | 1 | - | - | - | 1 | - | - | - | - | - | - | 3 | -66.7% | ▼ | 3 |

Court: Northampton Circuit

Start/End Date: Jan-14 / Jun-15

2014 Average Month: 71

Jan-Jun 2014: 406

Filings Trending: Downward ▼

Circuit/Court ID: 2 202131


Type of Case: Filings

2015 Average Month:57

Jan-Jun 2015 : 344

Overall AVG. Month: 66

Monthly Filings Summary



Jan 2014-----Jun 2015

January --- June Filings

406

2014

344

2015

| | Jan | Feb | Mar | Apr | May | <u>Jun</u> | Jul | Aug | Sep | Oct | Nov | Dec | Thru Jun | % Change | Trending | Total |
|------|-----|-----|-----|-----|-----|------------|-----|-----|-----|-----|-----|-----|----------|----------|----------|-------|
| 2014 | 58 | 48 | 80 | 73 | 103 | 44 | 52 | 60 | 110 | 71 | 84 | 68 | 406 | | | 851 |
| 2015 | 55 | 46 | 70 | 46 | 58 | 69 | - | - | - | - | - | - | 344 | -15.3% | ▼ | 344 |

| | | | Jan | Feb | Mar | Apr | May | <u>Jun</u> | Jul | Aug | Sep | Oct | Nov | Dec | Thru Jun | % Change | Trending | Total |
|----------|--|------|------|-----|-----|-----|-----|------------|-----|-----|-----|-----|-----|-----|----------|----------|----------|-------|
| Civil | Administrative Law | 2015 | - | - | - | - | 1 | - | - | - | - | - | - | - | 1 | | | 1 |
| | Contested Divorce | 2014 | 1 | - | - | 1 | - | 2 | - | 2 | 1 | - | - | - | 4 | | | 7 |
| | | 2015 | 1 | - | 4 | - | - | 2 | - | - | - | - | - | - | 7 | 75.0% | ▲ | 7 |
| | Domestic and Family - Level 1 | 2014 | - | - | - | - | - | - | - | 8 | 1 | - | 2 | - | 0 | | | 11 |
| | | 2015 | - | - | - | 1 | 3 | - | - | - | - | - | - | - | 4 | 0.0% | ↔ | 4 |
| | Domestic and Family - Level 2 | 2014 | - | - | - | - | - | - | - | - | - | 1 | - | 1 | 0 | | | 2 |
| | | 2015 | - | 1 | 1 | - | - | - | - | - | - | - | - | - | 2 | 0.0% | ↔ | 2 |
| | General Civil - Level 2 | 2014 | 2 | 1 | 3 | 4 | 10 | 6 | - | 2 | 3 | 4 | 2 | 5 | 26 | | | 42 |
| | | 2015 | 2 | 1 | 4 | 3 | 2 | 2 | - | - | - | - | - | - | 14 | -46.2% | ▼ | 14 |
| | General Civil - Level 3 | 2014 | 2 | 3 | 1 | 8 | 1 | 3 | 3 | 1 | 5 | 10 | 13 | 3 | 18 | | | 53 |
| | | 2015 | 9 | 1 | - | 2 | 4 | 9 | - | - | - | - | - | - | 25 | 38.9% | ▲ | 25 |
| | Probates/Wills and Trusts - Level 2 | 2014 | - | - | 2 | - | - | - | - | 1 | 1 | 2 | - | - | 2 | | | 6 |
| | | 2015 | 1 | 2 | 1 | 3 | 1 | - | - | - | - | - | - | - | 8 | 300.0% | ▲ | 8 |
| | Protective Orders | 2014 | - | - | - | - | - | - | - | 1 | - | 1 | - | - | 0 | | | 2 |
| Criminal | Uncontested Divorce | 2014 | 1 | 4 | 8 | 2 | - | - | 2 | 1 | 5 | 5 | - | 2 | 15 | 0.0% | ↔ | 30 |
| | | 2015 | - | 1 | - | 4 | - | - | - | - | - | - | - | - | 5 | -66.7% | ▼ | 5 |
| | Misdemeanor | 2014 | 16 | 13 | 22 | 15 | 26 | 15 | 18 | 13 | 31 | 16 | 19 | 17 | 107 | | | 221 |
| | | 2015 | 15 | 8 | 15 | 10 | 14 | 14 | - | - | - | - | - | - | 76 | -29.0% | ▼ | 76 |
| Other | Non-Capital Felonies and Related Matters | 2014 | 16 | 2 | 17 | 23 | 37 | 10 | 14 | 4 | 45 | 6 | 25 | 14 | 105 | | | 213 |
| | | 2015 | 7 | 6 | 21 | 8 | 12 | 19 | - | - | - | - | - | - | 73 | -30.5% | ▼ | 73 |
| | Other Criminally Related Matters | 2014 | 4 | 8 | 4 | 3 | 4 | 5 | 3 | 6 | 5 | 4 | 4 | 5 | 28 | | | 55 |
| | | 2015 | 7 | 6 | 4 | 6 | 7 | 10 | - | - | - | - | - | - | 40 | 42.9% | ▲ | 40 |
| Other | Miscellaneous | 2014 | 16 | 17 | 23 | 17 | 25 | 3 | 12 | 21 | 13 | 20 | 19 | 19 | 101 | | | 205 |
| | | 2015 | 13 | 20 | 20 | 9 | 14 | 13 | - | - | - | - | - | - | 89 | -11.9% | ▼ | 89 |
| Other | | | 2014 | - | - | - | - | - | - | - | - | 2 | - | 2 | 0 | | | 4 |

Court: Virginia Beach Circuit

Start/End Date: Jan-14 / Jun-15

2014 Average Month: 406

Jan-Jun 2014: 11

Filings Trending: Upward ▲

Circuit/Court ID: 2 202810

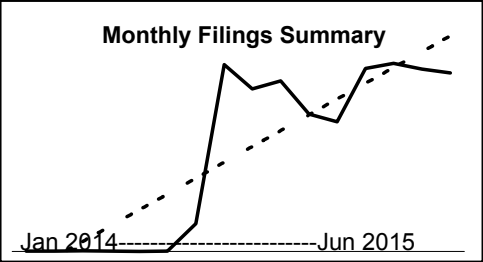
Type of Case: Filings

2015 Average Month:1,229

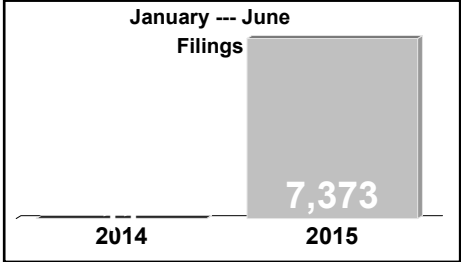
Jan-Jun 2015 : 7,373

Overall AVG. Month: 714

Monthly Filings Summary



January --- June Filings



| | | | Jan | Feb | Mar | Apr | May | Jun | Jul | Aug | Sep | Oct | Nov | Dec | Thru Jun | % Change | Trending | Total |
|------|--|--|-------|-----|-------|-------|-------|-------|-----|-----|-----|-------|-------|-------|----------|----------|----------|-------|
| 2014 | | | - | 2 | - | 2 | 4 | 3 | 1 | 3 | 205 | 1,378 | 1,200 | 1,258 | 11 | | | 4,056 |
| 2015 | | | 1,014 | 957 | 1,350 | 1,388 | 1,346 | 1,318 | - | - | - | - | - | - | 7,373 | 6,927.3% | ▲ | 7,373 |

| | | | Jan | Feb | Mar | Apr | May | Jun | Jul | Aug | Sep | Oct | Nov | Dec | Thru Jun | % Change | Trending | Total |
|----------|--|------|-----|-----|-----|-----|-----|-----|-----|-----|-----|-----|-----|-----|----------|----------|----------|-------|
| Civil | Administrative Law | 2014 | - | - | - | - | - | - | - | - | - | 4 | - | 2 | 0 | | | 6 |
| | | 2015 | 1 | 2 | 4 | 2 | 1 | - | - | - | - | - | - | - | 10 | 0.0% | ↔ | 10 |
| | Contested Divorce | 2014 | - | - | - | - | - | - | - | - | - | 43 | 33 | 31 | 0 | | | 107 |
| | | 2015 | 16 | 22 | 46 | 47 | 37 | 33 | - | - | - | - | - | - | 201 | 0.0% | ↔ | 201 |
| | Domestic and Family - Level 1 | 2014 | - | 1 | - | 1 | 4 | 2 | - | 1 | 5 | 21 | 28 | 27 | 8 | | | 90 |
| | | 2015 | 22 | 37 | 26 | 50 | 40 | 57 | - | - | - | - | - | - | 232 | 2,800.0% | ▲ | 232 |
| | Domestic and Family - Level 2 | 2014 | - | - | - | - | - | - | - | - | - | 11 | 13 | 7 | 0 | | | 31 |
| | | 2015 | 5 | 16 | 18 | 9 | 7 | 18 | - | - | - | - | - | - | 73 | 0.0% | ↔ | 73 |
| | General Civil - Level 1 | 2014 | - | - | - | - | - | - | - | - | 1 | 4 | 1 | 1 | 0 | | | 7 |
| | | 2015 | 2 | 1 | 5 | 3 | 6 | 4 | - | - | - | - | - | - | 21 | 0.0% | ↔ | 21 |
| | General Civil - Level 2 | 2014 | - | - | - | - | - | - | - | - | - | 70 | 78 | 68 | 0 | | | 216 |
| | | 2015 | 64 | 53 | 86 | 59 | 57 | 65 | - | - | - | - | - | - | 384 | 0.0% | ↔ | 384 |
| | General Civil - Level 3 | 2014 | - | - | - | - | - | - | - | - | 1 | 32 | 27 | 22 | 0 | | | 82 |
| | | 2015 | 21 | 20 | 41 | 84 | 81 | 107 | - | - | - | - | - | - | 354 | 0.0% | ↔ | 354 |
| | Probates/Wills and Trusts - Level 1 | 2014 | - | - | - | - | - | - | - | - | - | - | - | 1 | 0 | | | 1 |
| | | 2015 | - | - | 2 | 1 | 1 | - | - | - | - | - | - | - | 4 | 0.0% | ↔ | 4 |
| | Probates/Wills and Trusts - Level 2 | 2014 | - | - | - | - | - | - | - | - | - | 9 | 5 | 4 | 0 | | | 18 |
| | | 2015 | 10 | 7 | 10 | 8 | 10 | 18 | - | - | - | - | - | - | 63 | 0.0% | ↔ | 63 |
| | Protective Orders | 2014 | - | - | - | - | - | - | 1 | - | - | - | - | 1 | 0 | | | 2 |
| | | 2015 | - | - | - | - | 1 | - | - | - | - | - | - | - | 1 | 0.0% | ↔ | 1 |
| | Uncontested Divorce | 2014 | - | - | - | - | - | - | - | - | - | 84 | 63 | 63 | 0 | | | 210 |
| | | 2015 | 76 | 52 | 102 | 73 | 80 | 91 | - | - | - | - | - | - | 474 | 0.0% | ↔ | 474 |
| Criminal | Capital Murder | 2015 | - | 1 | - | - | 2 | - | - | - | - | - | - | - | 3 | | | 3 |
| | Misdemeanor | 2014 | - | 1 | - | - | - | 1 | - | 2 | 76 | 230 | 201 | 293 | 2 | | | 804 |
| | | 2015 | 150 | 143 | 190 | 252 | 243 | 208 | - | - | - | - | - | - | 1,186 | 9,200.0% | ▲ | 1,186 |
| | Non-Capital Felonies and Related Matters | 2014 | - | - | - | - | - | - | - | - | 84 | 490 | 438 | 335 | 0 | | | 1,347 |
| | | 2015 | 340 | 314 | 405 | 475 | 500 | 410 | - | - | - | - | - | - | 2,444 | 0.0% | ↔ | 2,444 |
| Other | Other Criminally Related Matters | 2014 | - | - | - | - | - | - | - | - | 38 | 162 | 139 | 208 | 0 | | | 547 |
| | | 2015 | 134 | 112 | 141 | 67 | 75 | 80 | - | - | - | - | - | - | 609 | 0.0% | ↔ | 609 |
| | Miscellaneous | 2014 | - | - | - | - | - | - | - | - | - | 155 | 126 | 146 | 0 | | | 427 |
| | | 2015 | 116 | 122 | 205 | 202 | 143 | 176 | - | - | - | - | - | - | 964 | 0.0% | ↔ | 964 |
| | Other | 2014 | - | - | - | 1 | - | - | - | - | - | 63 | 48 | 49 | 1 | | | 161 |
| | | 2015 | 57 | 55 | 69 | 56 | 62 | 51 | - | - | - | - | - | - | 350 | 4,900.0% | ▲ | 350 |

Court: Portsmouth Circuit

Start/End Date: Jan-14 / Jun-15

2014 Average Month: 753

Jan-Jun 2014: 4,577

Filings Trending: Upward ▲

Circuit/Court ID: 3 203740

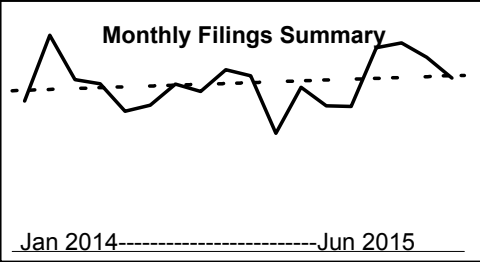
Type of Case: Filings

2015 Average Month:823

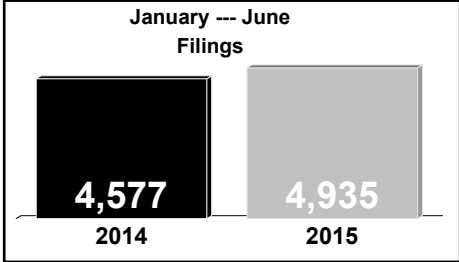
Jan-Jun 2015 : 4,935

Overall AVG. Month: 776

Monthly Filings Summary



January --- June Filings



| | | | Jan | Feb | Mar | Apr | May | Jun | Jul | Aug | Sep | Oct | Nov | Dec | Thru Jun | % Change | Trending | Total |
|------|--|--|-----|-----|-----|-----|-----|-----|-----|-----|-----|-----|-----|-----|----------|----------|----------|-------|
| 2014 | | | 693 | 997 | 792 | 773 | 647 | 675 | 772 | 738 | 838 | 810 | 545 | 757 | 4,577 | | | 9,037 |
| 2015 | | | 671 | 669 | 939 | 962 | 895 | 799 | - | - | - | - | - | - | 4,935 | 7.8% | ▲ | 4,935 |

| | | | Jan | Feb | Mar | Apr | May | Jun | Jul | Aug | Sep | Oct | Nov | Dec | Thru Jun | % Change | Trending | Total |
|----------|--|------|-----|-----|-----|-----|-----|-----|-----|-----|-----|-----|-----|-----|----------|----------|----------|-------|
| Civil | Administrative Law | 2014 | 1 | 1 | 1 | - | - | - | - | - | - | 1 | 2 | 3 | 3 | | | 9 |
| | | 2015 | - | - | 2 | - | - | - | - | - | - | - | - | - | 2 | -33.3% | ▼ | 2 |
| | Contested Divorce | 2014 | 10 | 11 | 10 | 9 | 12 | 8 | 8 | 9 | 6 | 9 | 4 | 7 | 60 | | | 103 |
| | | 2015 | 10 | 9 | 11 | 11 | 11 | 9 | - | - | - | - | - | - | 61 | 1.7% | ▲ | 61 |
| | Domestic and Family - Level 1 | 2014 | 8 | 14 | 5 | 16 | 17 | 14 | 16 | 13 | 11 | 7 | 13 | 15 | 74 | | | 149 |
| | | 2015 | 15 | 16 | 8 | 5 | 9 | 6 | - | - | - | - | - | - | 59 | -20.3% | ▼ | 59 |
| | Domestic and Family - Level 2 | 2014 | 7 | 2 | 7 | 3 | 4 | 2 | 4 | 4 | 4 | 8 | 2 | 6 | 25 | | | 53 |
| | | 2015 | 2 | 1 | 6 | 2 | 5 | 6 | - | - | - | - | - | - | 22 | -12.0% | ▼ | 22 |
| | General Civil - Level 1 | 2014 | 22 | 26 | 2 | 2 | 33 | 1 | 18 | 1 | 19 | 3 | - | 6 | 86 | | | 133 |
| | | 2015 | 1 | 1 | 2 | 2 | - | 1 | - | - | - | - | - | - | 7 | -91.9% | ▼ | 7 |
| | General Civil - Level 2 | 2014 | 22 | 33 | 26 | 30 | 19 | 24 | 19 | 12 | 19 | 24 | 17 | 18 | 154 | | | 263 |
| | | 2015 | 19 | 26 | 30 | 22 | 19 | 29 | - | - | - | - | - | - | 145 | -5.8% | ▼ | 145 |
| | General Civil - Level 3 | 2014 | 113 | 104 | 85 | 84 | 68 | 70 | 151 | 91 | 104 | 102 | 46 | 29 | 524 | | | 1,047 |
| | | 2015 | 125 | 109 | 130 | 213 | 172 | 202 | - | - | - | - | - | - | 951 | 81.5% | ▲ | 951 |
| | Probates/Wills and Trusts | 2014 | 1 | - | - | - | - | - | 1 | - | - | 1 | - | 1 | 1 | | | 4 |
| | Probates/Wills and Trusts - Level 2 | 2014 | 5 | 9 | 4 | 6 | 5 | 7 | 6 | 3 | 6 | 7 | 4 | 6 | 36 | | | 68 |
| | | 2015 | 1 | 3 | 4 | 5 | 5 | 3 | - | - | - | - | - | - | 21 | -41.7% | ▼ | 21 |
| | Protective Orders | 2014 | 1 | 2 | 4 | 1 | 1 | 1 | 1 | 2 | 3 | 3 | 2 | - | 10 | | | 21 |
| | | 2015 | - | 5 | 2 | 1 | 3 | - | - | - | - | - | - | - | 11 | 10.0% | ▲ | 11 |
| | Uncontested Divorce | 2014 | 19 | 19 | 17 | 32 | 23 | 30 | 20 | 24 | 22 | 22 | 17 | 27 | 140 | | | 272 |
| | | 2015 | 16 | 20 | 28 | 31 | 30 | 32 | - | - | - | - | - | - | 157 | 12.1% | ▲ | 157 |
| Criminal | Capital Murder | 2015 | - | - | 2 | - | - | - | - | - | - | - | - | - | 2 | | | 2 |
| | Misdemeanor | 2014 | 103 | 107 | 150 | 100 | 90 | 117 | 100 | 140 | 113 | 133 | 82 | 142 | 667 | | | 1,377 |
| | | 2015 | 65 | 97 | 161 | 122 | 167 | 87 | - | - | - | - | - | - | 699 | 4.8% | ▲ | 699 |
| | Non-Capital Felonies and Related Matters | 2014 | 163 | 397 | 208 | 239 | 156 | 190 | 186 | 167 | 283 | 199 | 160 | 166 | 1,353 | | | 2,514 |
| | | 2015 | 151 | 136 | 244 | 224 | 208 | 200 | - | - | - | - | - | - | 1,163 | -14.0% | ▼ | 1,163 |
| | Other Criminally Related Matters | 2014 | 20 | 40 | 33 | 35 | 25 | 32 | 22 | 43 | 33 | 40 | 27 | 60 | 185 | | | 410 |
| | | 2015 | 15 | 43 | 48 | 42 | 42 | 51 | - | - | - | - | - | - | 241 | 30.3% | ▲ | 241 |
| Other | Miscellaneous | 2014 | 198 | 208 | 199 | 182 | 162 | 138 | 181 | 191 | 176 | 198 | 159 | 237 | 1,087 | | | 2,229 |
| | | 2015 | 216 | 168 | 223 | 220 | 175 | 171 | - | - | - | - | - | - | 1,173 | 7.9% | ▲ | 1,173 |
| | Other | 2014 | - | 24 | 41 | 34 | 32 | 41 | 39 | 38 | 39 | 53 | 10 | 34 | 172 | | | 385 |
| | | 2015 | 35 | 35 | 38 | 62 | 49 | 2 | - | - | - | - | - | - | 221 | 28.5% | ▲ | 221 |

Court: Norfolk Circuit

Start/End Date: Jan-14 / Jun-15

2014 Average Month: 1,704

Jan-Jun 2014: 10,167

Filings Trending: Upward ▲

Circuit/Court ID: 4 204710


Type of Case: Filings

2015 Average Month:1,884

Jan-Jun 2015 : 11,306


Overall AVG. Month: 1,764

Monthly Filings Summary



Jan 2014-----Jun 2015

January --- June Filings



10,167 2014 11,306 2015

| | Jan | Feb | Mar | Apr | May | <u>Jun</u> | Jul | Aug | Sep | Oct | Nov | Dec | Thru Jun | % Change | Trending | Total |
|------|-------|-------|-------|-------|-------|------------|-------|-------|-------|-------|-------|-------|----------|----------|----------|--------|
| 2014 | 1,547 | 1,963 | 1,765 | 1,750 | 1,583 | 1,559 | 1,597 | 1,522 | 1,654 | 1,688 | 1,580 | 2,237 | 10,167 | | | 20,445 |
| 2015 | 1,893 | 1,337 | 2,259 | 2,019 | 1,930 | 1,868 | - | - | - | - | - | - | 11,306 | 11.2% | ▲ | 11,306 |

| | | | Jan | Feb | Mar | Apr | May | <u>Jun</u> | Jul | Aug | Sep | Oct | Nov | Dec | Thru Jun | % Change | Trending | Total |
|----------|--|------|-----|-----|-----|-----|-----|------------|-----|-----|-----|-----|-----|-----|----------|----------|----------|-------|
| Civil | Administrative Law | 2014 | 2 | 4 | 1 | - | 1 | 1 | - | - | 1 | 1 | - | 1 | 9 | | | 12 |
| | Contested Divorce | 2014 | 91 | 124 | 115 | 110 | 90 | 83 | 82 | 81 | 80 | 94 | 61 | 92 | 613 | | | 1,103 |
| | | 2015 | 73 | 89 | 125 | 100 | 85 | 94 | - | - | - | - | - | - | 566 | -7.7% | ▼ | 566 |
| | Domestic and Family - Level 1 | 2014 | 29 | 18 | 22 | 21 | 34 | 22 | 30 | 35 | 27 | 14 | 24 | 24 | 146 | | | 300 |
| | | 2015 | 17 | 22 | 20 | 11 | 17 | 24 | - | - | - | - | - | - | 111 | -24.0% | ▼ | 111 |
| | Domestic and Family - Level 2 | 2014 | 13 | 19 | 19 | 19 | 11 | 3 | 18 | 16 | 27 | 16 | 23 | 20 | 84 | | | 204 |
| | | 2015 | 25 | 8 | 11 | 39 | 28 | 15 | - | - | - | - | - | - | 126 | 50.0% | ▲ | 126 |
| | General Civil - Level 1 | 2014 | 4 | 4 | 4 | 10 | 5 | 4 | 3 | 4 | 5 | 8 | 3 | 5 | 31 | | | 59 |
| | | 2015 | 10 | 5 | 5 | 3 | 6 | 2 | - | - | - | - | - | - | 31 | 0.0% | ↔ | 31 |
| | General Civil - Level 2 | 2014 | 45 | 62 | 60 | 74 | 49 | 59 | 50 | 56 | 52 | 65 | 44 | 51 | 349 | | | 667 |
| | | 2015 | 52 | 64 | 59 | 48 | 47 | 70 | - | - | - | - | - | - | 340 | -2.6% | ▼ | 340 |
| | General Civil - Level 3 | 2014 | 53 | 56 | 59 | 50 | 64 | 57 | 52 | 58 | 74 | 44 | 38 | 41 | 339 | | | 646 |
| | | 2015 | 36 | 31 | 51 | 36 | 39 | 42 | - | - | - | - | - | - | 235 | -30.7% | ▼ | 235 |
| | Probates/Wills and Trusts - Level 1 | 2014 | 1 | - | - | - | - | - | - | - | - | 1 | 1 | - | 1 | | | 3 |
| | | 2015 | - | - | - | 2 | - | - | - | - | - | - | - | - | 2 | 100.0% | ▲ | 2 |
| | Probates/Wills and Trusts - Level 2 | 2014 | 17 | 11 | 14 | 7 | 11 | 13 | 8 | 15 | 14 | 11 | 12 | 12 | 73 | | | 145 |
| | | 2015 | 12 | 2 | 20 | 19 | 17 | 14 | - | - | - | - | - | - | 84 | 15.1% | ▲ | 84 |
| Criminal | Protective Orders | 2014 | 1 | 1 | 2 | 2 | - | - | 1 | 1 | 2 | 1 | 3 | 1 | 6 | | | 15 |
| | | 2015 | - | 1 | 3 | - | 3 | 3 | - | - | - | - | - | - | 10 | 66.7% | ▲ | 10 |
| | Uncontested Divorce | 2014 | 209 | 294 | 314 | 242 | 240 | 243 | 179 | 193 | 184 | 210 | 171 | 166 | 1,542 | | | 2,645 |
| | | 2015 | 194 | 190 | 306 | 248 | 249 | 233 | - | - | - | - | - | - | 1,420 | -7.9% | ▼ | 1,420 |
| | Misdemeanor | 2014 | 153 | 194 | 160 | 217 | 180 | 182 | 170 | 191 | 211 | 173 | 161 | 217 | 1,086 | | | 2,209 |
| | | 2015 | 140 | 84 | 120 | 133 | 135 | 146 | - | - | - | - | - | - | 758 | -30.2% | ▼ | 758 |
| Other | Non-Capital Felonies and Related Matters | 2014 | 459 | 569 | 428 | 426 | 446 | 445 | 549 | 409 | 428 | 454 | 407 | 516 | 2,773 | | | 5,536 |
| | | 2015 | 335 | 278 | 426 | 476 | 437 | 398 | - | - | - | - | - | - | 2,350 | -15.3% | ▼ | 2,350 |
| | Other Criminally Related Matters | 2014 | 63 | 92 | 74 | 116 | 100 | 106 | 86 | 103 | 133 | 106 | 70 | 71 | 551 | | | 1,120 |
| | | 2015 | 92 | 57 | 72 | 106 | 76 | 100 | - | - | - | - | - | - | 503 | -8.7% | ▼ | 503 |
| | Miscellaneous | 2014 | 293 | 426 | 387 | 358 | 278 | 273 | 241 | 265 | 326 | 382 | 484 | 906 | 2,015 | | | 4,619 |
| | | 2015 | 828 | 436 | 956 | 709 | 713 | 628 | - | - | - | - | - | - | 4,270 | 111.9% | ▲ | 4,270 |
| Other | Other | 2014 | 114 | 89 | 106 | 98 | 74 | 68 | 128 | 95 | 90 | 108 | 78 | 114 | 549 | | | 1,162 |
| | | 2015 | 79 | 70 | 85 | 89 | 78 | 99 | - | - | - | - | - | - | 500 | -8.9% | ▼ | 500 |

Court: Isle of Wight Circuit

Start/End Date: Jan-14 / Jun-15

2014 Average Month: 137

Jan-Jun 2014: 879

Filings Trending: Downward ▼

Circuit/Court ID: 5 205093

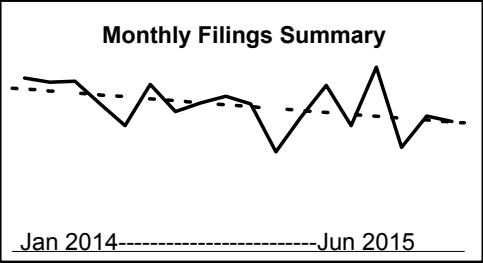
Type of Case: Filings

2015 Average Month:130

Jan-Jun 2015 : 780

Overall AVG. Month: 134

Monthly Filings Summary



January --- June Filings

879

2014

780

2015

| | | | Jan | Feb | Mar | Apr | May | <u>Jun</u> | Jul | Aug | Sep | Oct | Nov | Dec | Thru Jun | % Change | Trending | Total |
|------|--|--|-----|-----|-----|-----|-----|------------|-----|-----|-----|-----|-----|-----|----------|----------|----------|-------|
| 2014 | | | 160 | 156 | 157 | 136 | 116 | 154 | 129 | 137 | 143 | 136 | 92 | 124 | 879 | | | 1,640 |
| 2015 | | | 153 | 116 | 170 | 96 | 125 | 120 | - | - | - | - | - | - | 780 | -11.3% | ▼ | 780 |

| | | | Jan | Feb | Mar | Apr | May | <u>Jun</u> | Jul | Aug | Sep | Oct | Nov | Dec | Thru Jun | % Change | Trending | Total |
|----------|--|------|-----|-----|-----|-----|-----|------------|-----|-----|-----|-----|-----|-----|----------|----------|----------|-------|
| Civil | Administrative Law | 2014 | - | - | - | 1 | - | - | - | - | - | 1 | - | - | 1 | | | 2 |
| | | 2015 | - | - | - | - | 1 | - | - | - | - | - | - | - | 1 | 0.0% | ↔ | 1 |
| | Contested Divorce | 2014 | 1 | 1 | 5 | 4 | 5 | 5 | 4 | 2 | 2 | 3 | 1 | 5 | 21 | | | 38 |
| | | 2015 | 3 | 1 | 4 | 3 | 1 | 5 | - | - | - | - | - | - | 17 | -19.0% | ▼ | 17 |
| | Domestic and Family - Level 1 | 2014 | 2 | 5 | - | - | 5 | 5 | - | - | - | 2 | 5 | - | 17 | | | 24 |
| | | 2015 | 4 | - | - | 1 | 3 | 6 | - | - | - | - | - | - | 14 | -17.6% | ▼ | 14 |
| | Domestic and Family - Level 2 | 2014 | 2 | 2 | - | 2 | - | - | 1 | 2 | 2 | 2 | 1 | 1 | 6 | | | 15 |
| | | 2015 | 1 | 1 | - | - | 1 | - | - | - | - | - | - | - | 3 | -50.0% | ▼ | 3 |
| | General Civil - Level 1 | 2014 | - | 1 | - | - | - | - | - | - | - | 1 | 1 | 1 | 1 | | | 4 |
| | | 2015 | - | - | 1 | - | 1 | - | - | - | - | - | - | - | 2 | 100.0% | ▲ | 2 |
| | General Civil - Level 2 | 2014 | 6 | 3 | 4 | 4 | 9 | 4 | 5 | 6 | 5 | 8 | 11 | 4 | 30 | | | 69 |
| | | 2015 | 6 | 3 | 2 | 2 | 6 | 5 | - | - | - | - | - | - | 24 | -20.0% | ▼ | 24 |
| | General Civil - Level 3 | 2014 | 3 | 6 | 3 | 1 | 3 | 4 | 1 | 2 | - | 6 | - | 1 | 20 | | | 30 |
| | | 2015 | 3 | 6 | 3 | 3 | 3 | 1 | - | - | - | - | - | - | 19 | -5.0% | ▼ | 19 |
| | Probates/Wills and Trusts - Level 2 | 2014 | 4 | - | - | - | 3 | 1 | - | 1 | 1 | 2 | - | 2 | 8 | | | 14 |
| | | 2015 | 1 | 2 | 3 | 1 | - | - | - | - | - | - | - | - | 7 | -12.5% | ▼ | 7 |
| Criminal | Uncontested Divorce | 2014 | 6 | 4 | 8 | 10 | 5 | 6 | 4 | 10 | 8 | 4 | 3 | 4 | 39 | | | 72 |
| | | 2015 | 6 | 7 | 4 | 7 | 14 | 11 | - | - | - | - | - | - | 49 | 25.6% | ▲ | 49 |
| | Misdemeanor | 2014 | 1 | 6 | 5 | 2 | 4 | 7 | 7 | 3 | 16 | 9 | 9 | 4 | 25 | | | 73 |
| | | 2015 | 2 | 3 | 15 | 7 | 3 | 4 | - | - | - | - | - | - | 34 | 36.0% | ▲ | 34 |
| | Non-Capital Felonies and Related Matters | 2014 | 37 | 20 | 25 | 37 | 33 | 55 | 43 | 33 | 43 | 15 | 21 | 18 | 207 | | | 380 |
| | | 2015 | 54 | 19 | 44 | 8 | 30 | 30 | - | - | - | - | - | - | 185 | -10.6% | ▼ | 185 |
| | Other Criminally Related Matters | 2014 | 2 | 2 | 6 | - | 3 | 1 | 6 | 11 | 3 | 5 | 2 | - | 14 | | | 41 |
| | | 2015 | 6 | 3 | 10 | - | 5 | 7 | - | - | - | - | - | - | 31 | 121.4% | ▲ | 31 |
| | Miscellaneous | 2014 | 88 | 97 | 97 | 71 | 45 | 60 | 57 | 64 | 57 | 70 | 38 | 82 | 458 | | | 826 |
| | | 2015 | 64 | 61 | 78 | 61 | 57 | 51 | - | - | - | - | - | - | 372 | -18.8% | ▼ | 372 |
| Other | Other | 2014 | 8 | 9 | 4 | 4 | 1 | 6 | 1 | 3 | 6 | 8 | - | 2 | 32 | | | 52 |
| | | 2015 | 3 | 10 | 6 | 3 | - | - | - | - | - | - | - | - | 22 | -31.3% | ▼ | 22 |

Court: Southampton Circuit

Start/End Date: Jan-14 / Jun-15

2014 Average Month: 146

Jan-Jun 2014: 885

Filings Trending: Downward ▼

Circuit/Court ID: 5 205175


Type of Case: Filings

2015 Average Month:121

Jan-Jun 2015 : 726

Overall AVG. Month: 138

Monthly Filings Summary



Jan 2014-----Jun 2015

January --- June Filings

885

2014

726

2015

| | Jan | Feb | Mar | Apr | May | <u>Jun</u> | Jul | Aug | Sep | Oct | Nov | Dec | Thru Jun | % Change | Trending | Total |
|------|-----|-----|-----|-----|-----|------------|-----|-----|-----|-----|-----|-----|----------|----------|----------|-------|
| 2014 | 203 | 125 | 185 | 112 | 168 | 92 | 224 | 122 | 137 | 145 | 123 | 116 | 885 | | | 1,752 |
| 2015 | 114 | 101 | 163 | 132 | 110 | 106 | - | - | - | - | - | - | 726 | -18.0% | ▼ | 726 |

| | | | Jan | Feb | Mar | Apr | May | <u>Jun</u> | Jul | Aug | Sep | Oct | Nov | Dec | Thru Jun | % Change | Trending | Total |
|----------|--|------|-----|-----|-----|-----|-----|------------|-----|-----|-----|-----|-----|-----|----------|----------|----------|-------|
| Civil | Administrative Law | 2014 | - | - | - | - | - | - | - | - | - | - | - | 1 | 0 | | | 1 |
| | | 2015 | 1 | - | - | - | - | - | - | - | - | - | - | - | 1 | 0.0% | ↔ | 1 |
| | Contested Divorce | 2014 | - | 6 | 4 | 4 | 5 | 2 | - | 1 | 2 | 3 | 3 | 5 | 21 | | | 35 |
| | | 2015 | 2 | 3 | 7 | 5 | 2 | 2 | - | - | - | - | - | - | 21 | 0.0% | ↔ | 21 |
| | Domestic and Family - Level 1 | 2014 | 2 | - | - | - | - | 1 | - | - | - | - | - | - | 3 | | | 3 |
| | | 2015 | 1 | 2 | 3 | - | 2 | 1 | - | - | - | - | - | - | 9 | 200.0% | ▲ | 9 |
| | Domestic and Family - Level 2 | 2014 | - | - | 3 | - | - | 3 | 12 | 1 | - | - | 11 | 2 | 6 | | | 32 |
| | | 2015 | - | - | - | 1 | - | - | - | - | - | - | - | - | 1 | -83.3% | ▼ | 1 |
| | General Civil - Level 1 | 2014 | - | - | - | - | - | - | - | - | 2 | 1 | - | - | 0 | | | 3 |
| | | 2015 | - | - | - | 1 | - | - | - | - | - | - | - | - | 1 | 0.0% | ↔ | 1 |
| | General Civil - Level 2 | 2014 | 3 | 1 | 6 | 3 | 4 | 5 | 2 | 2 | 4 | 7 | - | 6 | 22 | | | 43 |
| | | 2015 | 6 | 4 | 4 | 5 | 6 | 4 | - | - | - | - | - | - | 29 | 31.8% | ▲ | 29 |
| | General Civil - Level 3 | 2014 | 5 | 6 | 4 | 5 | 4 | 3 | 1 | 6 | 2 | 4 | 8 | 2 | 27 | | | 50 |
| | | 2015 | 2 | - | 3 | 4 | 2 | 2 | - | - | - | - | - | - | 13 | -51.9% | ▼ | 13 |
| | Probates/Wills and Trusts | 2014 | - | - | 1 | - | - | - | - | - | - | - | - | - | 1 | | | 1 |
| | Probates/Wills and Trusts - Level 2 | 2014 | 2 | 1 | 1 | 1 | - | 1 | - | 2 | - | - | - | 1 | 6 | | | 9 |
| | | 2015 | - | - | - | 2 | - | 1 | - | - | - | - | - | - | 3 | -50.0% | ▼ | 3 |
| | Protective Orders | 2014 | - | - | - | - | - | 1 | - | - | - | - | 1 | - | 1 | | | 2 |
| | | 2015 | 1 | - | 1 | - | - | - | - | - | - | - | - | - | 2 | 100.0% | ▲ | 2 |
| | Uncontested Divorce | 2014 | 6 | 4 | 7 | 11 | 9 | 4 | 2 | 3 | 4 | 4 | 2 | 5 | 41 | | | 61 |
| | | 2015 | 4 | 15 | 9 | 6 | 10 | 4 | - | - | - | - | - | - | 48 | 17.1% | ▲ | 48 |
| Criminal | Misdemeanor | 2014 | 17 | 13 | 11 | 2 | 13 | 11 | 14 | 15 | 14 | 17 | 18 | 4 | 67 | | | 149 |
| | | 2015 | 13 | 16 | 11 | 7 | 11 | 11 | - | - | - | - | - | - | 69 | 3.0% | ▲ | 69 |
| | Non-Capital Felonies and Related Matters | 2014 | 67 | 40 | 56 | 40 | 37 | 27 | 78 | 65 | 64 | 60 | 45 | 52 | 267 | | | 631 |
| | | 2015 | 42 | 13 | 56 | 61 | 38 | 49 | - | - | - | - | - | - | 259 | -3.0% | ▼ | 259 |
| Other | Other Criminally Related Matters | 2014 | 53 | 4 | 38 | 8 | 50 | 3 | 88 | 1 | 14 | 11 | 12 | 4 | 156 | | | 286 |
| | | 2015 | 15 | - | 20 | 2 | 16 | 4 | - | - | - | - | - | - | 57 | -63.5% | ▼ | 57 |
| | Miscellaneous | 2014 | 47 | 49 | 52 | 38 | 44 | 28 | 27 | 25 | 31 | 37 | 23 | 32 | 258 | | | 433 |
| | | 2015 | 26 | 47 | 47 | 38 | 23 | 28 | - | - | - | - | - | - | 209 | -19.0% | ▼ | 209 |
| | Other | 2014 | 1 | 1 | 2 | - | 2 | 3 | - | 1 | - | 1 | - | 2 | 9 | | | 13 |
| | | 2015 | 1 | 1 | 2 | - | - | - | - | - | - | - | - | - | 4 | -55.6% | ▼ | 4 |

Court: Suffolk Circuit

Start/End Date: Jan-14 / Jun-15

2014 Average Month: 431

Jan-Jun 2014: 2,706

Filings Trending: Upward ▲

Circuit/Court ID: 5 205800


Type of Case: Filings

2015 Average Month:490

Jan-Jun 2015 : 2,940


Overall AVG. Month: 451

Monthly Filings Summary



Jan 2014-----Jun 2015

January --- June Filings



2,706 2,940

2014 2015

| | | | Jan | Feb | Mar | Apr | May | <u>Jun</u> | Jul | Aug | Sep | Oct | Nov | Dec | Thru Jun | % Change | Trending | Total |
|------|--|--|-----|-----|-----|-----|-----|------------|-----|-----|-----|-----|-----|-----|----------|----------|----------|-------|
| 2014 | | | 526 | 484 | 406 | 497 | 417 | 376 | 421 | 420 | 383 | 470 | 398 | 379 | 2,706 | | | 5,177 |
| 2015 | | | 566 | 455 | 584 | 401 | 405 | 529 | - | - | - | - | - | - | 2,940 | 8.6% | ▲ | 2,940 |

| | | | Jan | Feb | Mar | Apr | May | <u>Jun</u> | Jul | Aug | Sep | Oct | Nov | Dec | Thru Jun | % Change | Trending | Total |
|----------|--|------|-----|-----|-----|-----|-----|------------|-----|-----|-----|-----|-----|-----|----------|----------|----------|-------|
| Civil | Administrative Law | 2014 | - | 1 | - | - | 1 | - | - | - | - | - | - | - | 2 | | | 2 |
| | | 2015 | 1 | - | - | 1 | - | - | - | - | - | - | - | - | 2 | 0.0% | ↔ | 2 |
| | Contested Divorce | 2014 | 8 | 5 | 11 | 7 | 5 | 9 | 10 | 7 | 5 | 3 | 6 | 6 | 45 | | | 82 |
| | | 2015 | 8 | 12 | 9 | 9 | 7 | 12 | - | - | - | - | - | - | 57 | 26.7% | ▲ | 57 |
| | Domestic and Family - Level 1 | 2014 | 2 | 3 | 4 | 5 | 7 | 7 | 3 | 7 | 4 | 1 | 5 | 4 | 28 | | | 52 |
| | | 2015 | 6 | 3 | 1 | 9 | 3 | 6 | - | - | - | - | - | - | 28 | 0.0% | ↔ | 28 |
| | Domestic and Family - Level 2 | 2014 | 5 | 3 | 5 | 7 | 16 | 7 | 10 | 10 | 3 | 7 | 4 | 6 | 43 | | | 83 |
| | | 2015 | 4 | 3 | 4 | 10 | 6 | 11 | - | - | - | - | - | - | 38 | -11.6% | ▼ | 38 |
| | General Civil - Level 1 | 2014 | 3 | 1 | - | 1 | - | 1 | - | 2 | - | 2 | 1 | - | 6 | | | 11 |
| | | 2015 | 2 | - | - | 3 | - | - | - | - | - | - | - | - | 5 | -16.7% | ▼ | 5 |
| | General Civil - Level 2 | 2014 | 18 | 14 | 18 | 19 | 14 | 15 | 12 | 24 | 17 | 12 | 17 | 7 | 98 | | | 187 |
| | | 2015 | 15 | 13 | 23 | 18 | 14 | 18 | - | - | - | - | - | - | 101 | 3.1% | ▲ | 101 |
| | General Civil - Level 3 | 2014 | 7 | 8 | 7 | 6 | 6 | 11 | 12 | 9 | 10 | 6 | 10 | 6 | 45 | | | 98 |
| | | 2015 | 1 | 8 | 5 | 2 | 9 | 11 | - | - | - | - | - | - | 36 | -20.0% | ▼ | 36 |
| | Probates/Wills and Trusts - Level 1 | 2014 | - | - | - | - | - | 2 | - | - | - | - | - | - | 2 | | | 2 |
| | | 2015 | - | - | - | - | 2 | - | - | - | - | - | - | - | 2 | 0.0% | ↔ | 2 |
| | Probates/Wills and Trusts - Level 2 | 2014 | - | 1 | 3 | - | 1 | 2 | 3 | 1 | 1 | 3 | 5 | 1 | 7 | | | 21 |
| | | 2015 | 2 | - | 2 | 1 | 2 | 2 | - | - | - | - | - | - | 9 | 28.6% | ▲ | 9 |
| | Uncontested Divorce | 2014 | 10 | 18 | 23 | 22 | 23 | 16 | 15 | 14 | 21 | 19 | 15 | 13 | 112 | | | 209 |
| | | 2015 | 23 | 12 | 30 | 27 | 18 | 18 | - | - | - | - | - | - | 128 | 14.3% | ▲ | 128 |
| Criminal | Misdemeanor | 2014 | 72 | 46 | 38 | 63 | 27 | 51 | 63 | 49 | 33 | 57 | 71 | 64 | 297 | | | 634 |
| | | 2015 | 86 | 67 | 39 | 37 | 57 | 83 | - | - | - | - | - | - | 369 | 24.2% | ▲ | 369 |
| | Non-Capital Felonies and Related Matters | 2014 | 232 | 203 | 145 | 225 | 195 | 134 | 151 | 182 | 150 | 209 | 152 | 126 | 1,134 | | | 2,104 |
| | | 2015 | 240 | 192 | 278 | 125 | 151 | 210 | - | - | - | - | - | - | 1,196 | 5.5% | ▲ | 1,196 |
| Other | Other Criminally Related Matters | 2014 | 17 | 4 | 10 | 9 | 6 | 11 | 12 | 13 | 7 | 10 | 16 | 13 | 57 | | | 128 |
| | | 2015 | 15 | 16 | 13 | 18 | 14 | 11 | - | - | - | - | - | - | 87 | 52.6% | ▲ | 87 |
| | Miscellaneous | 2014 | 152 | 173 | 142 | 131 | 116 | 109 | 126 | 102 | 132 | 138 | 94 | 133 | 823 | | | 1,548 |
| | | 2015 | 163 | 127 | 177 | 140 | 121 | 145 | - | - | - | - | - | - | 873 | 6.1% | ▲ | 873 |
| | Other | 2014 | - | 4 | - | 2 | - | 1 | 4 | - | - | 3 | 2 | - | 7 | | | 16 |
| | | 2015 | - | 2 | 3 | 1 | 1 | 2 | - | - | - | - | - | - | 9 | 28.6% | ▲ | 9 |

Court: Brunswick Circuit

Start/End Date: Jan-14 / Jun-15

2014 Average Month: 84

Jan-Jun 2014: 520

Filings Trending: Downward ▼

Circuit/Court ID: 6 206025

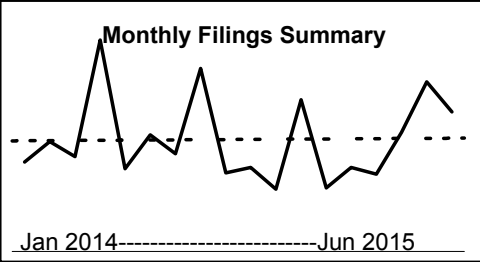
Type of Case: Filings

2015 Average Month:80

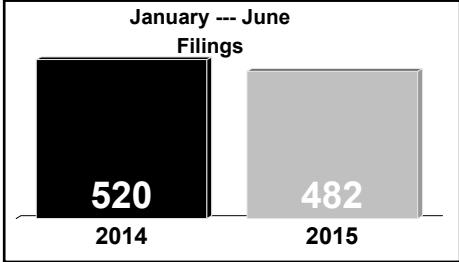
Jan-Jun 2015 : 482

Overall AVG. Month: 83

Monthly Filings Summary



January --- June Filings



| | Jan | Feb | Mar | Apr | May | Jun | Jul | Aug | Sep | Oct | Nov | Dec | Thru Jun | % Change | Trending | Total |
|------|-----|-----|-----|-----|-----|-----|-----|-----|-----|-----|-----|-----|----------|----------|----------|-------|
| 2014 | 66 | 81 | 70 | 156 | 61 | 86 | 72 | 135 | 58 | 62 | 46 | 112 | 520 | | | 1,005 |
| 2015 | 47 | 62 | 57 | 88 | 125 | 103 | - | - | - | - | - | - | 482 | -7.3% | ▼ | 482 |

| | | | Jan | Feb | Mar | Apr | May | Jun | Jul | Aug | Sep | Oct | Nov | Dec | Thru Jun | % Change | Trending | Total |
|----------|--|------|-----|-----|-----|-----|-----|-----|-----|-----|-----|-----|-----|-----|----------|----------|----------|-------|
| Civil | Contested Divorce | 2014 | 1 | 1 | 2 | 1 | 2 | 2 | - | - | 1 | - | 2 | 1 | 9 | | | 13 |
| | | 2015 | 1 | - | 1 | - | - | 2 | - | - | - | - | - | - | 4 | -55.6% | ▼ | 4 |
| | Domestic and Family - Level 1 | 2014 | - | - | - | 5 | - | 2 | 2 | 1 | - | - | - | - | 7 | | | 10 |
| | | 2015 | - | - | - | 3 | - | 2 | - | - | - | - | - | - | 5 | -28.6% | ▼ | 5 |
| | Domestic and Family - Level 2 | 2014 | - | - | 1 | - | - | - | 1 | 1 | - | 3 | - | - | 1 | | | 6 |
| | | 2015 | - | - | - | - | 1 | - | - | - | - | - | - | - | 1 | 0.0% | ↔ | 1 |
| | General Civil - Level 1 | 2014 | - | - | - | - | - | 1 | - | - | - | - | - | - | 1 | | | 1 |
| | | 2015 | - | - | - | - | - | - | - | - | - | - | - | - | - | | | - |
| | General Civil - Level 2 | 2014 | 1 | 2 | 1 | 6 | 2 | 1 | 1 | 6 | - | 1 | 4 | - | 13 | | | 25 |
| | | 2015 | 2 | - | 1 | 1 | 2 | 3 | - | - | - | - | - | - | 9 | -30.8% | ▼ | 9 |
| | General Civil - Level 3 | 2014 | - | - | - | 2 | 2 | - | 2 | - | 3 | - | - | 1 | 4 | | | 10 |
| | | 2015 | - | - | 1 | 1 | - | 2 | - | - | - | - | - | - | 4 | 0.0% | ↔ | 4 |
| | Probates/Wills and Trusts - Level 2 | 2014 | - | - | 1 | 1 | - | - | - | 2 | - | 1 | - | - | 2 | | | 5 |
| | | 2015 | - | - | - | - | - | 1 | - | - | - | - | - | - | 1 | -50.0% | ▼ | 1 |
| Criminal | Protective Orders | 2014 | - | - | - | - | - | - | - | - | 1 | - | - | - | 0 | | | 1 |
| | | 2015 | 1 | - | - | - | - | 1 | - | - | - | - | - | - | 2 | 0.0% | ↔ | 2 |
| | Uncontested Divorce | 2014 | 1 | 1 | 2 | 5 | 4 | 4 | 2 | 1 | 3 | 1 | 4 | 3 | 17 | | | 31 |
| | | 2015 | - | - | 3 | 1 | 3 | 2 | - | - | - | - | - | - | 9 | -47.1% | ▼ | 9 |
| Other | Misdemeanor | 2014 | 16 | 13 | 10 | 34 | 4 | 40 | 17 | 16 | 12 | 18 | 1 | 38 | 117 | | | 219 |
| | | 2015 | 5 | 21 | 9 | 18 | 34 | 21 | - | - | - | - | - | - | 108 | -7.7% | ▼ | 108 |
| | Non-Capital Felonies and Related Matters | 2014 | 13 | 16 | 23 | 74 | 23 | 18 | 20 | 78 | 18 | 19 | 22 | 44 | 167 | | | 368 |
| | | 2015 | 12 | 23 | 24 | 33 | 63 | 42 | - | - | - | - | - | - | 197 | 18.0% | ▲ | 197 |
| | Other Criminally Related Matters | 2014 | 9 | 1 | 3 | 3 | - | 9 | 7 | 13 | 2 | 1 | - | 4 | 25 | | | 52 |
| Other | Miscellaneous | 2014 | 25 | 47 | 27 | 25 | 24 | 10 | 20 | 17 | 17 | 18 | 13 | 21 | 158 | | | 264 |
| | | 2015 | 25 | 14 | 18 | 17 | 22 | 20 | - | - | - | - | - | - | 116 | -26.6% | ▼ | 116 |
| | Other | 2014 | - | - | - | - | - | - | - | - | 1 | - | - | - | 0 | | | 1 |

Court: Greenville Circuit

Start/End Date: Jan-14 / Jun-15

2014 Average Month: 61

Jan-Jun 2014: 393

Filings Trending: Upward ▲

Circuit/Court ID: 6 206081

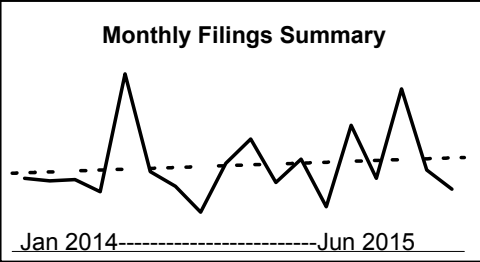
Type of Case: Filings

2015 Average Month:68

Jan-Jun 2015 : 406

Overall AVG. Month: 64

Monthly Filings Summary



January --- June Filings

393

2014

406

2015

| | Jan | Feb | Mar | Apr | May | <u>Jun</u> | Jul | Aug | Sep | Oct | Nov | Dec | Thru Jun | % Change | Trending | Total |
|------|-----|-----|-----|-----|-----|------------|-----|-----|-----|-----|-----|-----|----------|----------|----------|-------|
| 2014 | 54 | 52 | 53 | 44 | 131 | 59 | 48 | 29 | 65 | 83 | 51 | 68 | 393 | | | 737 |
| 2015 | 33 | 93 | 54 | 120 | 60 | 46 | - | - | - | - | - | - | 406 | 3.3% | ▲ | 406 |

| | | | Jan | Feb | Mar | Apr | May | <u>Jun</u> | Jul | Aug | Sep | Oct | Nov | Dec | Thru Jun | % Change | Trending | Total |
|----------|--|------|-----|-----|-----|-----|-----|------------|-----|-----|-----|-----|-----|-----|----------|----------|----------|-------|
| Civil | Administrative Law | 2014 | - | - | 1 | 1 | 1 | - | - | - | - | - | - | - | 3 | | | 3 |
| | Contested Divorce | 2014 | 1 | 1 | 1 | 2 | 1 | 1 | 6 | 2 | 3 | 2 | - | 1 | 7 | | | 21 |
| | | 2015 | 1 | 1 | 1 | - | 2 | 1 | - | - | - | - | - | - | 6 | -14.3% | ▼ | 6 |
| | Domestic and Family - Level 1 | 2014 | - | - | 1 | 1 | 1 | - | - | - | - | 1 | 1 | - | 3 | | ▲ | 5 |
| | | 2015 | - | - | 3 | 4 | - | 2 | - | - | - | - | - | - | 9 | 200.0% | ▲ | 9 |
| | Domestic and Family - Level 2 | 2014 | 1 | - | - | - | - | - | - | - | - | 1 | - | - | 1 | | ↔ | 2 |
| | | 2015 | 1 | - | - | - | - | - | - | - | - | - | - | - | 1 | 0.0% | ↔ | 1 |
| | General Civil - Level 1 | 2014 | - | - | - | 1 | - | - | - | - | - | - | - | - | 1 | | | 1 |
| | | 2015 | - | - | 1 | 2 | 1 | - | - | - | - | - | - | - | 4 | 300.0% | ▲ | 4 |
| | General Civil - Level 2 | 2014 | 3 | 2 | 1 | 1 | 7 | 11 | 4 | 5 | 6 | 5 | 3 | 5 | 25 | | ▲ | 53 |
| | | 2015 | 10 | 9 | 4 | 2 | 7 | 4 | - | - | - | - | - | - | 36 | 44.0% | ▲ | 36 |
| | General Civil - Level 3 | 2014 | 1 | 4 | - | - | 2 | 4 | 1 | 1 | 17 | 2 | - | - | 11 | | | 32 |
| | | 2015 | 1 | 2 | - | 1 | 2 | 2 | - | - | - | - | - | - | 8 | -27.3% | ▼ | 8 |
| | Probates/Wills and Trusts | 2015 | - | - | - | 1 | - | - | - | - | - | - | - | - | 1 | | | 1 |
| | Probates/Wills and Trusts - Level 2 | 2014 | - | 1 | - | - | - | - | - | - | 1 | - | 1 | - | 1 | | | 3 |
| Criminal | | 2015 | - | - | - | - | - | 1 | - | - | - | - | - | - | 1 | 0.0% | ↔ | 1 |
| | Uncontested Divorce | 2014 | 2 | 2 | 6 | 4 | 8 | 7 | 2 | 2 | 3 | 5 | 1 | 3 | 29 | | | 45 |
| | | 2015 | - | 7 | 7 | 3 | 5 | 3 | - | - | - | - | - | - | 25 | -13.8% | ▼ | 25 |
| | Misdemeanor | 2014 | 4 | 6 | 5 | 6 | 31 | 8 | 5 | 5 | 6 | 8 | 2 | 15 | 60 | | | 101 |
| | | 2015 | 2 | 5 | 6 | 21 | 5 | 5 | - | - | - | - | - | - | 44 | -26.7% | ▼ | 44 |
| Criminal | Non-Capital Felonies and Related Matters | 2014 | 31 | 25 | 28 | 21 | 67 | 19 | 23 | 9 | 21 | 45 | 38 | 30 | 191 | | | 357 |
| | | 2015 | 12 | 54 | 23 | 71 | 31 | 19 | - | - | - | - | - | - | 210 | 9.9% | ▲ | 210 |
| | Other Criminally Related Matters | 2014 | 3 | 5 | 1 | 3 | 4 | 4 | 4 | 2 | 3 | 8 | 3 | 7 | 20 | | | 47 |
| Oth | | 2015 | 1 | 10 | 5 | 4 | 2 | 3 | - | - | - | - | - | - | 25 | 25.0% | ▲ | 25 |
| | Miscellaneous | 2014 | 8 | 6 | 9 | 4 | 9 | 5 | 3 | 3 | 5 | 6 | 2 | 7 | 41 | | | 67 |
| | | 2015 | 5 | 5 | 4 | 11 | 5 | 6 | - | - | - | - | - | - | 36 | -12.2% | ▼ | 36 |

Court: Prince George Circuit

Start/End Date: Jan-14 / Jun-15

2014 Average Month: 155

Jan-Jun 2014: 989

Filings Trending: Downward ▼

Circuit/Court ID: 6 206149


Type of Case: Filings

2015 Average Month:142

Jan-Jun 2015 : 849

Overall AVG. Month: 150

Monthly Filings Summary



January --- June Filings

989

2014

849

2015

| | Jan | Feb | Mar | Apr | May | <u>Jun</u> | Jul | Aug | Sep | Oct | Nov | Dec | Thru Jun | % Change | Trending | Total |
|------|-----|-----|-----|-----|-----|------------|-----|-----|-----|-----|-----|-----|----------|----------|----------|-------|
| 2014 | 216 | 156 | 205 | 140 | 141 | 131 | 177 | 148 | 156 | 129 | 130 | 129 | 989 | | | 1,858 |
| 2015 | 160 | 129 | 194 | 140 | 116 | 110 | - | - | - | - | - | - | 849 | -14.2% | ▼ | 849 |

| | | | Jan | Feb | Mar | Apr | May | <u>Jun</u> | Jul | Aug | Sep | Oct | Nov | Dec | Thru Jun | % Change | Trending | Total |
|----------|--|------|-----|-----|-----|-----|-----|------------|-----|-----|-----|-----|-----|-----|----------|----------|----------|-------|
| Civil | Administrative Law | 2014 | - | 1 | - | - | - | - | - | - | - | - | - | - | 1 | | | 1 |
| | Contested Divorce | 2014 | 6 | 2 | 2 | 2 | 7 | 2 | 5 | 3 | 3 | 6 | 2 | 3 | 21 | | | 43 |
| | | 2015 | 6 | 1 | 8 | 4 | 3 | 3 | - | - | - | - | - | - | 25 | 19.0% | ▲ | 25 |
| | Domestic and Family - Level 1 | 2014 | 2 | 1 | 13 | 2 | 4 | 2 | - | 4 | 3 | 5 | 8 | 2 | 24 | | | 46 |
| | | 2015 | - | 2 | 1 | 5 | 1 | 5 | - | - | - | - | - | - | 14 | -41.7% | ▼ | 14 |
| | Domestic and Family - Level 2 | 2014 | - | - | 2 | - | 4 | 2 | 3 | 2 | - | - | - | - | 8 | | | 13 |
| | | 2015 | - | - | 2 | 1 | 1 | - | - | - | - | - | - | - | 4 | -50.0% | ▼ | 4 |
| | General Civil - Level 1 | 2014 | - | - | 1 | - | - | - | - | 1 | - | - | - | - | 1 | | | 2 |
| | | 2015 | - | - | - | 1 | 1 | - | - | - | - | - | - | - | 2 | 100.0% | ▲ | 2 |
| | General Civil - Level 2 | 2014 | 6 | 2 | 4 | 4 | 6 | 7 | 6 | 5 | 3 | 4 | - | 6 | 29 | | | 53 |
| | | 2015 | 3 | 2 | 2 | 9 | 8 | 7 | - | - | - | - | - | - | 31 | 6.9% | ▲ | 31 |
| | General Civil - Level 3 | 2014 | 1 | 2 | 1 | 3 | - | 3 | 3 | 1 | 4 | 1 | 2 | 3 | 10 | | | 24 |
| | | 2015 | 1 | 1 | 1 | 1 | 4 | 2 | - | - | - | - | - | - | 10 | 0.0% | ↔ | 10 |
| | Probates/Wills and Trusts - Level 2 | 2014 | 2 | 1 | 1 | - | 1 | - | 2 | 2 | - | - | - | 1 | 5 | | | 10 |
| | | 2015 | - | 1 | - | 2 | - | 3 | - | - | - | - | - | - | 6 | 20.0% | ▲ | 6 |
| Criminal | Uncontested Divorce | 2014 | 10 | 6 | 10 | 13 | 8 | 5 | 4 | 11 | 11 | 11 | 8 | 2 | 52 | | | 99 |
| | | 2015 | 14 | 7 | 13 | 7 | 9 | 11 | - | - | - | - | - | - | 61 | 17.3% | ▲ | 61 |
| | Misdemeanor | 2014 | 27 | 17 | 12 | 9 | 12 | 7 | 14 | 5 | 13 | 13 | 9 | 12 | 84 | | | 150 |
| | | 2015 | 20 | 1 | 31 | 8 | 10 | 6 | - | - | - | - | - | - | 76 | -9.5% | ▼ | 76 |
| Criminal | Non-Capital Felonies and Related Matters | 2014 | 67 | 36 | 49 | 31 | 32 | 44 | 69 | 43 | 62 | 37 | 55 | 33 | 259 | | | 558 |
| | | 2015 | 40 | 44 | 44 | 33 | 27 | 7 | - | - | - | - | - | - | 195 | -24.7% | ▼ | 195 |
| | Other Criminally Related Matters | 2014 | 6 | 3 | 4 | 4 | 14 | 8 | 3 | 11 | 2 | 2 | 7 | 6 | 39 | | | 70 |
| | | 2015 | - | 1 | 3 | - | 3 | 1 | - | - | - | - | - | - | 8 | -79.5% | ▼ | 8 |
| Other | Miscellaneous | 2014 | 89 | 85 | 106 | 72 | 53 | 51 | 68 | 60 | 55 | 50 | 39 | 61 | 456 | | | 789 |
| | | 2015 | 76 | 69 | 89 | 68 | 48 | 65 | - | - | - | - | - | - | 415 | -9.0% | ▼ | 415 |
| | Other | 2015 | - | - | - | 1 | 1 | - | - | - | - | - | - | - | 2 | | | 2 |

Court: Surry Circuit

Start/End Date: Jan-14 / Jun-15

2014 Average Month: 24

Jan-Jun 2014: 160

Filings Trending: Downward ▼

Circuit/Court ID: 6 206181


Type of Case: Filings

2015 Average Month: 23

Jan-Jun 2015 : 139

Overall AVG. Month: 24

Monthly Filings Summary



Jan 2014-----Jun 2015

January --- June Filings

160

2014

139

2015

| | Jan | Feb | Mar | Apr | May | <u>Jun</u> | Jul | Aug | Sep | Oct | Nov | Dec | Thru Jun | % Change | Trending | Total |
|------|-----|-----|-----|-----|-----|------------|-----|-----|-----|-----|-----|-----|----------|----------|----------|-------|
| 2014 | 20 | 33 | 31 | 19 | 34 | 23 | 27 | 14 | 33 | 21 | 14 | 19 | 160 | | | 288 |
| 2015 | 30 | 15 | 41 | 19 | 18 | 16 | - | - | - | - | - | - | 139 | -13.1% | ▼ | 139 |

| | | | Jan | Feb | Mar | Apr | May | <u>Jun</u> | Jul | Aug | Sep | Oct | Nov | Dec | Thru Jun | % Change | Trending | <u>Total</u> |
|---------------------------|--|------|-----|-----|-----|-----|-----|------------|-----|-----|-----|-----|-----|-----|----------|----------|----------|--------------|
| Civil | Contested Divorce | 2014 | 2 | 1 | 4 | 1 | 2 | 1 | - | - | 1 | - | - | 1 | 11 | | | 13 |
| | | 2015 | - | - | 2 | - | 1 | - | - | - | - | - | - | 3 | -72.7% | ▼ | 3 | |
| | Domestic and Family - Lev | 2014 | - | - | - | - | - | - | - | - | - | 4 | - | 1 | 0 | | | 5 |
| | Domestic and Family - Level 2 | 2014 | - | - | - | - | - | - | - | - | - | - | 1 | - | 0 | 0.0% | ↔ | 1 |
| | | 2015 | - | - | - | 1 | 1 | - | - | - | - | - | - | 2 | 2 | 0.0% | ↔ | 2 |
| | General Civil - Level 1 | 2015 | 1 | 1 | - | - | 1 | 1 | - | - | - | - | - | - | 4 | | | 4 |
| | General Civil - Level 2 | 2014 | 1 | 2 | - | 1 | - | - | - | 2 | 4 | 1 | 1 | - | 4 | | | 12 |
| | | 2015 | 1 | 1 | - | 2 | 1 | 2 | - | - | - | - | - | - | 7 | 75.0% | ▲ | 7 |
| | General Civil - Level 3 | 2014 | 1 | 5 | 4 | 6 | 4 | 1 | - | 1 | - | - | - | - | 21 | | | 22 |
| | | 2015 | 4 | 1 | 8 | 1 | 1 | - | - | - | - | - | - | - | 15 | -28.6% | ▼ | 15 |
| Probates/Wills and Trusts | 2015 | - | - | - | - | 1 | 1 | - | - | - | - | - | - | 2 | | | 2 | |
| Uncontested Divorce | 2014 | 1 | - | 1 | 2 | 2 | 1 | 1 | 1 | 1 | - | - | 1 | 7 | | | 11 | |
| | 2015 | 1 | - | 2 | - | 1 | 1 | - | - | - | - | - | - | 5 | -28.6% | ▼ | 5 | |
| Criminal | Misdemeanor | 2014 | 2 | - | 2 | - | 1 | 2 | 1 | - | 2 | - | 2 | 2 | 7 | | | 14 |
| | | 2015 | 1 | - | - | 2 | 2 | 1 | - | - | - | - | - | - | 6 | -14.3% | ▼ | 6 |
| | Non-Capital Felonies and Related Matters | 2014 | - | 6 | 2 | - | 11 | 6 | 15 | - | 10 | - | 2 | - | 25 | | | 52 |
| | | 2015 | 2 | - | 3 | 4 | 1 | - | - | - | - | - | - | - | 10 | -60.0% | ▼ | 10 |
| | Other Criminally Related Matters | 2014 | 1 | - | - | 1 | - | 1 | 1 | - | 1 | - | - | - | 3 | | | 5 |
| | 2015 | 1 | - | - | 1 | 1 | - | - | - | - | - | - | - | 3 | 0.0% | ↔ | 3 | |
| Other | Miscellaneous | 2014 | 12 | 19 | 18 | 8 | 13 | 11 | 9 | 10 | 14 | 16 | 8 | 14 | 81 | | | 152 |
| | | 2015 | 17 | 12 | 26 | 8 | 7 | 10 | - | - | - | - | - | - | 80 | -1.2% | ▼ | 80 |
| | Other | 2014 | - | - | - | - | 1 | - | - | - | - | - | - | - | 1 | | | 1 |
| | 2015 | 2 | - | - | - | - | - | - | - | - | - | - | - | 2 | 100.0% | ▲ | 2 | |

Court: Sussex Circuit

Start/End Date: Jan-14 / Jun-15

2014 Average Month: 50

Jan-Jun 2014: 309

Filings Trending: Downward ▼

Circuit/Court ID: 6 206183

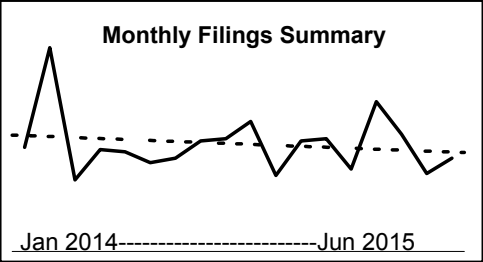
Type of Case: Filings

2015 Average Month:49

Jan-Jun 2015 : 292

Overall AVG. Month: 50

Monthly Filings Summary



January --- June Filings

309

2014

292

2015

| | Jan | Feb | Mar | Apr | May | <u>Jun</u> | Jul | Aug | Sep | Oct | Nov | Dec | Thru Jun | % Change | Trending | Total |
|------|-----|-----|-----|-----|-----|------------|-----|-----|-----|-----|-----|-----|----------|----------|----------|-------|
| 2014 | 48 | 94 | 33 | 47 | 46 | 41 | 43 | 51 | 52 | 60 | 35 | 51 | 309 | | | 601 |
| 2015 | 52 | 38 | 69 | 54 | 36 | 43 | - | - | - | - | - | - | 292 | -5.5% | ▼ | 292 |

| | | | Jan | Feb | Mar | Apr | May | <u>Jun</u> | Jul | Aug | Sep | Oct | Nov | Dec | Thru Jun | % Change | Trending | Total |
|----------|--|------|-----|-----|-----|-----|-----|------------|-----|-----|-----|-----|-----|-----|----------|----------|----------|-------|
| Civil | Administrative Law | 2015 | - | - | 1 | - | - | 1 | - | - | - | - | - | - | 2 | | | 2 |
| | Contested Divorce | 2014 | 2 | 2 | 1 | 1 | 3 | 1 | 1 | 1 | - | 2 | - | - | 10 | | | 14 |
| | | 2015 | 1 | 2 | 2 | 1 | - | 1 | - | - | - | - | - | - | 7 | -30.0% | ▼ | 7 |
| | Domestic and Family - Lev | 2014 | - | - | 2 | - | - | - | - | - | - | - | - | - | 2 | | | 2 |
| | Domestic and Family - Level 2 | 2014 | - | - | 1 | - | - | - | - | - | - | 1 | - | - | 1 | | | 2 |
| | | 2015 | - | - | - | 1 | - | - | - | - | - | - | - | - | 1 | 0.0% | ↔ | 1 |
| | General Civil - Level 1 | 2014 | - | - | - | - | 1 | - | - | - | - | 1 | - | - | 1 | | | 2 |
| | | 2015 | - | 1 | - | - | - | - | - | - | - | - | - | - | 1 | 0.0% | ↔ | 1 |
| | General Civil - Level 2 | 2014 | 1 | 2 | 2 | - | 6 | - | - | 2 | 4 | 2 | 1 | 2 | 11 | | | 22 |
| | | 2015 | - | 4 | 1 | - | - | 4 | - | - | - | - | - | - | 9 | -18.2% | ▼ | 9 |
| | General Civil - Level 3 | 2014 | 15 | 23 | 1 | 1 | 1 | 1 | 7 | 1 | 2 | 1 | - | - | 42 | | | 53 |
| | | 2015 | - | 1 | 2 | 4 | 1 | 1 | - | - | - | - | - | - | 9 | -78.6% | ▼ | 9 |
| | Probates/Wills and Trusts | 2014 | - | 1 | - | - | - | - | - | - | - | - | - | - | 1 | | | 1 |
| | Probates/Wills and Trusts | 2014 | - | - | - | - | - | - | - | - | - | - | 1 | - | 0 | | | 1 |
| Criminal | Uncontested Divorce | 2014 | 2 | - | 1 | - | - | 2 | 1 | 5 | 1 | 3 | 2 | 1 | 5 | 0.0% | ↔ | 18 |
| | | 2015 | 2 | 6 | 3 | 2 | 1 | 1 | - | - | - | - | - | - | 15 | 200.0% | ▲ | 15 |
| | Misdemeanor | 2014 | 1 | 19 | 4 | 4 | 7 | 2 | 3 | 7 | 7 | 3 | 4 | 8 | 37 | | | 69 |
| | | 2015 | 7 | 3 | 7 | 9 | 5 | 10 | - | - | - | - | - | - | 41 | 10.8% | ▲ | 41 |
| Criminal | Non-Capital Felonies and Related Matters | 2014 | 8 | 20 | 2 | 11 | 9 | 23 | 18 | 18 | 26 | 20 | 17 | 15 | 73 | | | 187 |
| | | 2015 | 20 | 2 | 35 | 12 | 8 | 10 | - | - | - | - | - | - | 87 | 19.2% | ▲ | 87 |
| | Other Criminally Related Matters | 2014 | - | 8 | 3 | 4 | 5 | 3 | 5 | - | - | 7 | 1 | 10 | 23 | | | 46 |
| | | 2015 | 8 | 7 | 2 | 8 | 2 | 3 | - | - | - | - | - | - | 30 | 30.4% | ▲ | 30 |
| Other | Miscellaneous | 2014 | 19 | 18 | 16 | 26 | 14 | 9 | 8 | 17 | 12 | 20 | 9 | 15 | 102 | | | 183 |
| | | 2015 | 14 | 12 | 15 | 17 | 19 | 12 | - | - | - | - | - | - | 89 | -12.7% | ▼ | 89 |
| | Other | 2014 | - | 1 | - | - | - | - | - | - | - | - | - | - | 1 | | | 1 |
| | | 2015 | - | - | 1 | - | - | - | - | - | - | - | - | - | 1 | 0.0% | ↔ | 1 |

Court: Hopewell Circuit

Start/End Date: Jan-14 / Jun-15

2014 Average Month: 116

Jan-Jun 2014: 705

Filings Trending: Downward ▼

Circuit/Court ID: 6 206670

Type of Case: Filings

2015 Average Month:103

Jan-Jun 2015 : 620

Overall AVG. Month: 111

Monthly Filings Summary

Jan 2014-----Jun 2015

January --- June Filings

705 620

2014 2015

| | Jan | Feb | Mar | Apr | May | <u>Jun</u> | Jul | Aug | Sep | Oct | Nov | Dec | Thru Jun | % Change | Trending | Total |
|------|-----|-----|-----|-----|-----|------------|-----|-----|-----|-----|-----|-----|----------|----------|----------|-------|
| 2014 | 95 | 90 | 145 | 138 | 115 | 122 | 109 | 131 | 97 | 94 | 114 | 136 | 705 | | | 1,386 |
| 2015 | 100 | 135 | 142 | 108 | 47 | 88 | - | - | - | - | - | - | 620 | -12.1% | ▼ | 620 |

| | | | Jan | Feb | Mar | Apr | May | <u>Jun</u> | Jul | Aug | Sep | Oct | Nov | Dec | Thru Jun | % Change | Trending | Total |
|----------|--|------|-----|-----|-----|-----|-----|------------|-----|-----|-----|-----|-----|-----|----------|----------|----------|-------|
| Civil | Contested Divorce | 2014 | 2 | 2 | 5 | 3 | 3 | - | 6 | - | 1 | 1 | - | 2 | 15 | | | 25 |
| | | 2015 | 1 | 4 | 1 | 4 | 4 | 5 | - | - | - | - | - | - | 19 | 26.7% | ▲ | 19 |
| | Domestic and Family - Level 1 | 2014 | 1 | 8 | 5 | 5 | 6 | 2 | 3 | 2 | - | 2 | 1 | 8 | 27 | | | 43 |
| | | 2015 | 1 | 5 | 10 | - | 1 | 2 | - | - | - | - | - | - | 19 | -29.6% | ▼ | 19 |
| | Domestic and Family - Level 2 | 2014 | 1 | 1 | 2 | 2 | - | 2 | 3 | - | - | 1 | 4 | - | 8 | | | 16 |
| | | 2015 | - | - | 1 | 2 | - | - | - | - | - | - | - | - | 3 | -62.5% | ▼ | 3 |
| | General Civil - Level 1 | 2014 | - | - | - | 1 | - | 1 | 1 | - | - | - | 1 | - | 2 | | | 4 |
| | | 2015 | - | - | - | - | - | 1 | - | - | - | - | - | - | 1 | -50.0% | ▼ | 1 |
| | General Civil - Level 2 | 2014 | 3 | 4 | 1 | 5 | 2 | 3 | 1 | 5 | 2 | 2 | 2 | 3 | 18 | | | 33 |
| | | 2015 | 5 | 2 | 8 | 2 | 5 | - | - | - | - | - | - | - | 22 | 22.2% | ▲ | 22 |
| | General Civil - Level 3 | 2014 | 2 | 1 | 4 | 5 | 1 | 2 | 4 | 3 | 2 | 2 | 2 | 4 | 15 | | | 32 |
| | | 2015 | 1 | 5 | 1 | 2 | 1 | 2 | - | - | - | - | - | - | 12 | -20.0% | ▼ | 12 |
| | Probates/Wills and Trusts - Level 1 | 2014 | - | - | 1 | - | - | - | - | - | - | - | - | - | 1 | | | 1 |
| | | 2015 | - | - | - | - | - | 1 | - | - | - | - | - | - | 1 | 0.0% | ↔ | 1 |
| | Probates/Wills and Trusts - Level 2 | 2014 | - | 2 | 1 | - | 3 | - | 1 | - | 1 | - | - | - | 6 | | | 8 |
| | | 2015 | 3 | - | 1 | 2 | 1 | 2 | - | - | - | - | - | - | 9 | 50.0% | ▲ | 9 |
| Criminal | Protective Orders | 2014 | - | - | 1 | 1 | - | - | - | 1 | 1 | - | - | - | 2 | | | 4 |
| | Uncontested Divorce | 2014 | 2 | 4 | 5 | 10 | 4 | 2 | 6 | 5 | 4 | 3 | 5 | 3 | 27 | | | 53 |
| | | 2015 | 3 | 6 | 10 | 4 | 4 | 5 | - | - | - | - | - | - | 32 | 18.5% | ▲ | 32 |
| | Misdemeanor | 2014 | 7 | 12 | 13 | 7 | 13 | 21 | 16 | 22 | 7 | 20 | 13 | 11 | 73 | | | 162 |
| | | 2015 | 9 | 38 | 14 | 9 | 6 | 12 | - | - | - | - | - | - | 88 | 20.5% | ▲ | 88 |
| | Non-Capital Felonies and Related Matters | 2014 | 41 | 18 | 70 | 53 | 48 | 49 | 44 | 53 | 55 | 40 | 58 | 66 | 279 | | | 595 |
| Oth | | 2015 | 49 | 41 | 46 | 57 | 9 | 35 | - | - | - | - | - | - | 237 | -15.1% | ▼ | 237 |
| | Other Criminally Related Matters | 2014 | 1 | - | - | 4 | 4 | 8 | 1 | 3 | 1 | 1 | 1 | 8 | 17 | | | 32 |
| | | 2015 | - | 1 | 3 | 4 | 3 | 1 | - | - | - | - | - | - | 12 | -29.4% | ▼ | 12 |
| | Miscellaneous | 2014 | 35 | 38 | 37 | 42 | 31 | 32 | 23 | 37 | 23 | 22 | 27 | 31 | 215 | | | 378 |
| | | 2015 | 28 | 33 | 47 | 22 | 13 | 22 | - | - | - | - | - | - | 165 | -23.3% | ▼ | 165 |

Court: Newport News Circuit

Start/End Date: Jan-14 / Jun-15

2014 Average Month: 828

Jan-Jun 2014: 5,131

Filings Trending: Downward ▼

Circuit/Court ID: 7 207700


Type of Case: Filings

2015 Average Month: 822

Jan-Jun 2015 : 4,929


Overall AVG. Month: 826

Monthly Filings Summary



Jan 2014-----Jun 2015

January --- June Filings



5,131 2014 4,929 2015

| | Jan | Feb | Mar | Apr | May | Jun | Jul | Aug | Sep | Oct | Nov | Dec | Thru Jun | % Change | Trending | Total |
|------|-----|-----|-----|-------|-----|-----|-----|-----|-----|-----|-----|-----|----------|----------|----------|-------|
| 2014 | 724 | 849 | 946 | 1,029 | 883 | 700 | 952 | 816 | 815 | 829 | 676 | 714 | 5,131 | | | 9,933 |
| 2015 | 911 | 772 | 916 | 888 | 684 | 758 | - | - | - | - | - | - | 4,929 | -3.9% | ▼ | 4,929 |

| | | | Jan | Feb | Mar | Apr | May | Jun | Jul | Aug | Sep | Oct | Nov | Dec | Thru Jun | % Change | Trending | Total |
|----------|--|------|-----|-----|-----|-----|-----|-----|-----|-----|-----|-----|-----|-----|----------|----------|----------|-------|
| Civil | Administrative Law | 2014 | - | 1 | 1 | 1 | 1 | - | - | 2 | 1 | - | - | 4 | 4 | | | 11 |
| | | 2015 | 2 | - | 1 | - | 1 | - | - | - | - | - | - | - | 4 | 0.0% | ↔ | 4 |
| | Contested Divorce | 2014 | 14 | 24 | 23 | 21 | 17 | 26 | 18 | 16 | 26 | 18 | 19 | 24 | 125 | | | 246 |
| | | 2015 | 19 | 16 | 28 | 25 | 17 | 20 | - | - | - | - | - | - | 125 | 0.0% | ↔ | 125 |
| | Domestic and Family - Level 1 | 2014 | 9 | 15 | 32 | 15 | 31 | 32 | 29 | 21 | 21 | 18 | 20 | 15 | 134 | | | 258 |
| | | 2015 | 20 | 15 | 13 | 13 | 19 | 23 | - | - | - | - | - | - | 103 | -23.1% | ▼ | 103 |
| | Domestic and Family - Level 2 | 2014 | 2 | 4 | 4 | 4 | 6 | 5 | 6 | 5 | 2 | 2 | 7 | - | 25 | | | 47 |
| | | 2015 | 5 | 6 | - | 9 | 6 | 5 | - | - | - | - | - | - | 31 | 24.0% | ▲ | 31 |
| | General Civil - Level 1 | 2014 | 16 | 6 | 34 | 8 | 35 | 12 | 13 | 3 | 18 | 35 | 1 | 4 | 111 | | | 185 |
| | | 2015 | 8 | 4 | 65 | 11 | 2 | 61 | - | - | - | - | - | - | 151 | 36.0% | ▲ | 151 |
| | General Civil - Level 2 | 2014 | 20 | 36 | 31 | 37 | 35 | 33 | 21 | 31 | 37 | 35 | 29 | 25 | 192 | | | 370 |
| | | 2015 | 32 | 19 | 27 | 36 | 32 | 20 | - | - | - | - | - | - | 166 | -13.5% | ▼ | 166 |
| | General Civil - Level 3 | 2014 | 9 | 23 | 18 | 8 | 9 | 11 | 13 | 17 | 7 | 11 | 10 | 7 | 78 | | | 143 |
| | | 2015 | 16 | 10 | 13 | 12 | 12 | 13 | - | - | - | - | - | - | 76 | -2.6% | ▼ | 76 |
| | Probates/Wills and Trusts - Level 1 | 2014 | 1 | 1 | 2 | - | - | - | 1 | 2 | 1 | - | - | - | 4 | | | 8 |
| | | 2015 | - | 3 | - | 2 | - | 1 | - | - | - | - | - | - | 6 | 50.0% | ▲ | 6 |
| | Probates/Wills and Trusts - Level 2 | 2014 | - | - | - | 1 | - | - | 1 | - | - | 1 | - | - | 1 | | | 3 |
| | | 2015 | 1 | - | - | - | - | - | - | - | - | - | - | - | 1 | 0.0% | ↔ | 1 |
| | Protective Orders | 2014 | 1 | 2 | 5 | 3 | 4 | 4 | 5 | 4 | 6 | 5 | 3 | 6 | 19 | | | 48 |
| | | 2015 | 5 | 5 | 3 | 4 | 1 | 2 | - | - | - | - | - | - | 20 | 5.3% | ▲ | 20 |
| | Uncontested Divorce | 2014 | 32 | 53 | 59 | 53 | 54 | 55 | 57 | 34 | 39 | 36 | 28 | 33 | 306 | | | 533 |
| | | 2015 | 39 | 52 | 42 | 53 | 45 | 46 | - | - | - | - | - | - | 277 | -9.5% | ▼ | 277 |
| Criminal | Capital Murder | 2014 | - | - | - | - | 2 | - | - | - | - | - | - | - | 2 | | | 2 |
| | Misdemeanor | 2014 | 68 | 75 | 156 | 124 | 141 | 66 | 137 | 119 | 126 | 62 | 96 | 72 | 630 | | | 1,242 |
| | | 2015 | 109 | 116 | 112 | 110 | 73 | 79 | - | - | - | - | - | - | 599 | -4.9% | ▼ | 599 |
| | Non-Capital Felonies and Related Matters | 2014 | 169 | 186 | 183 | 350 | 244 | 168 | 304 | 227 | 195 | 236 | 173 | 209 | 1,300 | | | 2,644 |
| | | 2015 | 325 | 204 | 188 | 226 | 211 | 157 | - | - | - | - | - | - | 1,311 | 0.8% | ▲ | 1,311 |
| Other | Other Criminally Related Matters | 2014 | 93 | 96 | 114 | 136 | 68 | 64 | 110 | 104 | 90 | 100 | 92 | 63 | 571 | | | 1,130 |
| | | 2015 | 90 | 80 | 82 | 111 | 65 | 82 | - | - | - | - | - | - | 510 | -10.7% | ▼ | 510 |
| | Miscellaneous | 2014 | 254 | 292 | 241 | 220 | 196 | 195 | 188 | 200 | 196 | 204 | 139 | 198 | 1,398 | | | 2,523 |
| | | 2015 | 201 | 203 | 295 | 248 | 169 | 208 | - | - | - | - | - | - | 1,324 | -5.3% | ▼ | 1,324 |
| | Other | 2014 | 36 | 35 | 43 | 48 | 40 | 29 | 49 | 31 | 50 | 66 | 59 | 54 | 231 | | | 540 |
| | | 2015 | 39 | 39 | 47 | 28 | 31 | 41 | - | - | - | - | - | - | 225 | -2.6% | ▼ | 225 |

Court: Hampton Circuit

Start/End Date: Jan-14 / Jun-15

2014 Average Month: 621

Jan-Jun 2014: 3,859

Filings Trending: Steady ↔

Circuit/Court ID: 8 208650

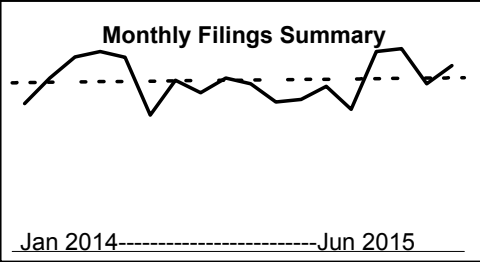
Type of Case: Filings

2015 Average Month: 654

Jan-Jun 2015 : 3,923

Overall AVG. Month: 632

Monthly Filings Summary



January --- June Filings

3,859

2014

3,923

2015

| | | | Jan | Feb | Mar | Apr | May | Jun | Jul | Aug | Sep | Oct | Nov | Dec | Thru Jun | % Change | Trending | Total |
|------|--|--|-----|-----|-----|-----|-----|-----|-----|-----|-----|-----|-----|-----|----------|----------|----------|-------|
| 2014 | | | 546 | 640 | 717 | 737 | 716 | 503 | 632 | 585 | 640 | 619 | 551 | 561 | 3,859 | | | 7,447 |
| 2015 | | | 609 | 524 | 738 | 748 | 619 | 685 | - | - | - | - | - | - | 3,923 | 1.7% | ▲ | 3,923 |

| | | | Jan | Feb | Mar | Apr | May | Jun | Jul | Aug | Sep | Oct | Nov | Dec | Thru Jun | % Change | Trending | Total |
|----------|--|------|------|-----|-----|-----|-----|-----|-----|-----|-----|-----|-----|-----|----------|----------|----------|-------|
| Civil | Administrative Law | 2014 | 3 | - | - | - | - | - | - | 1 | 3 | 1 | 1 | - | 3 | | | 9 |
| | | 2015 | - | 1 | - | - | - | - | - | - | - | - | - | - | 1 | -66.7% | ▼ | 1 |
| | Contested Divorce | 2014 | 12 | 21 | 21 | 13 | 15 | 15 | 10 | 12 | 17 | 20 | 8 | 14 | 97 | | | 178 |
| | | 2015 | 8 | 6 | 23 | 13 | 8 | 9 | - | - | - | - | - | - | 67 | -30.9% | ▼ | 67 |
| | Domestic and Family - Level 1 | 2014 | 5 | 10 | 12 | 17 | 11 | 9 | 8 | 12 | 13 | 24 | 15 | 23 | 64 | | | 159 |
| | | 2015 | 12 | 15 | 11 | 5 | 24 | 19 | - | - | - | - | - | - | 86 | 34.4% | ▲ | 86 |
| | Domestic and Family - Level 2 | 2014 | 12 | 27 | 81 | 138 | 63 | 13 | 33 | 60 | 79 | 35 | 31 | 17 | 334 | | | 589 |
| | | 2015 | 5 | 45 | 51 | 115 | 1 | 84 | - | - | - | - | - | - | 301 | -9.9% | ▼ | 301 |
| | General Civil - Level 1 | 2014 | 7 | - | 4 | 3 | 4 | - | 2 | 1 | - | 2 | - | 3 | 18 | | | 26 |
| | | 2015 | 2 | 2 | 4 | 2 | 1 | - | - | - | - | - | - | - | 11 | -38.9% | ▼ | 11 |
| | General Civil - Level 2 | 2014 | 21 | 14 | 24 | 29 | 23 | 28 | 24 | 29 | 22 | 22 | 18 | 22 | 139 | | | 276 |
| | | 2015 | 20 | 21 | 25 | 30 | 23 | 25 | - | - | - | - | - | - | 144 | 3.6% | ▲ | 144 |
| | General Civil - Level 3 | 2014 | 4 | 8 | 7 | 9 | 5 | 18 | 8 | 9 | 17 | 17 | 7 | 7 | 51 | | | 116 |
| | | 2015 | 7 | 7 | 11 | 8 | 10 | 18 | - | - | - | - | - | - | 61 | 19.6% | ▲ | 61 |
| Criminal | Probates/Wills and Trusts | 2014 | 1 | - | 1 | 1 | - | - | - | - | 1 | 1 | - | - | 3 | | | 5 |
| | Probates/Wills and Trusts - Level 2 | 2014 | 3 | 3 | 6 | 2 | 2 | 3 | 3 | 6 | 5 | 8 | 5 | 6 | 19 | | | 52 |
| | | 2015 | 7 | 1 | 5 | 2 | 9 | 7 | - | - | - | - | - | - | 31 | 63.2% | ▲ | 31 |
| | Uncontested Divorce | 2014 | 27 | 34 | 34 | 35 | 34 | 25 | 36 | 36 | 35 | 28 | 31 | 26 | 189 | | | 381 |
| | | 2015 | 32 | 27 | 40 | 44 | 47 | 49 | - | - | - | - | - | - | 239 | 26.5% | ▲ | 239 |
| | Capital Murder | 2014 | - | - | 1 | - | - | - | 1 | - | - | - | - | - | 1 | | | 2 |
| Other | Misdemeanor | 2014 | 39 | 41 | 52 | 44 | 60 | 42 | 46 | 43 | 61 | 48 | 58 | 50 | 278 | | | 584 |
| | | 2015 | 59 | 58 | 63 | 49 | 48 | 80 | - | - | - | - | - | - | 357 | 28.4% | ▲ | 357 |
| | Non-Capital Felonies and Related Matters | 2014 | 136 | 177 | 153 | 179 | 233 | 126 | 194 | 158 | 170 | 143 | 159 | 159 | 1,004 | | | 1,987 |
| | | 2015 | 166 | 121 | 144 | 175 | 185 | 169 | - | - | - | - | - | - | 960 | -4.4% | ▼ | 960 |
| | Other Criminally Related Matters | 2014 | 47 | 16 | 45 | 22 | 36 | 21 | 30 | 26 | 24 | 50 | 40 | 27 | 187 | | | 384 |
| | | 2015 | 47 | 29 | 32 | 55 | 26 | 24 | - | - | - | - | - | - | 213 | 13.9% | ▲ | 213 |
| Other | Miscellaneous | 2014 | 180 | 229 | 232 | 189 | 162 | 149 | 173 | 144 | 152 | 170 | 124 | 169 | 1,141 | | | 2,073 |
| | | 2015 | 200 | 149 | 269 | 179 | 184 | 154 | - | - | - | - | - | - | 1,135 | -0.5% | ▼ | 1,135 |
| | Other | 2014 | 49 | 60 | 44 | 56 | 68 | 54 | 64 | 48 | 41 | 50 | 54 | 38 | 331 | | | 626 |
| | | | 2015 | 44 | 42 | 60 | 71 | 53 | 47 | - | - | - | - | - | 317 | -4.2% | ▼ | 317 |

Court: Charles City Circuit

Start/End Date: Jan-14 / Jun-15

2014 Average Month: 23

Jan-Jun 2014: 137

Filings Trending: Downward ▼

Circuit/Court ID: 9 209036

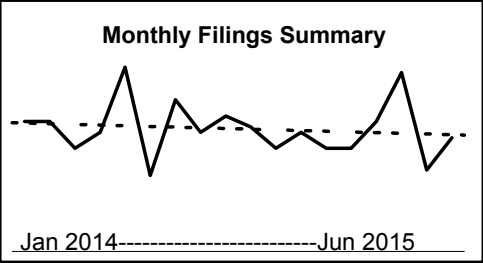
Type of Case: Filings

2015 Average Month:22

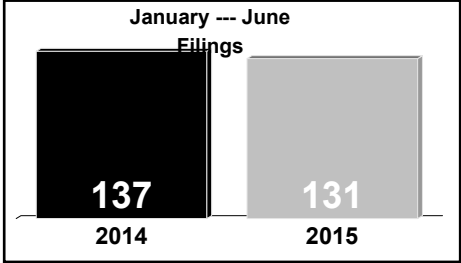
Jan-Jun 2015 : 131

Overall AVG. Month: 23

Monthly Filings Summary



January --- June Filings



| | | | Jan | Feb | Mar | Apr | May | <u>Jun</u> | Jul | Aug | Sep | Oct | Nov | Dec | Thru Jun | % Change | Trending | Total |
|------|--|--|-----|-----|-----|-----|-----|------------|-----|-----|-----|-----|-----|-----|----------|----------|----------|-------|
| 2014 | | | 24 | 24 | 19 | 22 | 34 | 14 | 28 | 22 | 25 | 23 | 19 | 22 | 137 | | | 276 |
| 2015 | | | 19 | 19 | 24 | 33 | 15 | 21 | - | - | - | - | - | - | 131 | -4.4% | ▼ | 131 |

| | | | Jan | Feb | Mar | Apr | May | <u>Jun</u> | Jul | Aug | Sep | Oct | Nov | Dec | Thru Jun | % Change | Trending | Total |
|----------|--|------|------|-----|-----|-----|-----|------------|-----|-----|-----|-----|-----|-----|----------|----------|----------|-------|
| Civil | Administrative Law | 2014 | - | - | - | - | - | - | 1 | - | - | - | - | - | 0 | | | 1 |
| | Contested Divorce | 2014 | - | 1 | - | - | 1 | - | 1 | - | - | - | 1 | - | 2 | 0.0% | ↔ | 4 |
| | Domestic and Family - Lev | 2014 | - | - | - | - | - | - | - | 6 | - | 1 | - | - | 0 | | | 7 |
| | Domestic and Family - Lev | 2014 | - | - | - | - | 4 | - | - | - | - | - | - | - | 4 | 0.0% | ↔ | 4 |
| | General Civil - Level 2 | 2014 | 2 | 2 | - | 2 | 2 | 6 | 2 | 4 | 2 | 1 | 1 | - | 14 | | | 24 |
| | General Civil - Level 2 | 2015 | 1 | 3 | 1 | 2 | 2 | 1 | - | - | - | - | - | - | 10 | -28.6% | ▼ | 10 |
| | General Civil - Level 3 | 2014 | 1 | - | - | 2 | - | 4 | - | - | 2 | - | - | - | 7 | | | 9 |
| | General Civil - Level 3 | 2015 | 1 | 1 | 1 | 2 | - | 1 | - | - | - | - | - | - | 6 | -14.3% | ▼ | 6 |
| | Probates/Wills and Trusts - Level 2 | 2014 | - | - | - | - | 1 | - | - | - | - | - | - | - | 1 | | | 1 |
| | Probates/Wills and Trusts - Level 2 | 2015 | - | - | - | 1 | - | - | - | - | - | - | - | - | 1 | 0.0% | ↔ | 1 |
| Criminal | Protective Orders | 2014 | - | - | - | - | - | - | - | - | - | - | - | 1 | 0 | | | 1 |
| | Uncontested Divorce | 2014 | 1 | - | - | 1 | - | - | 1 | 2 | 1 | 2 | 1 | 2 | 2 | 0.0% | ↔ | 11 |
| | Uncontested Divorce | 2015 | 2 | 1 | 1 | 1 | - | - | - | - | - | - | - | - | 5 | 150.0% | ▲ | 5 |
| | Misdemeanor | 2014 | - | 2 | - | 1 | 1 | - | 7 | - | 2 | - | 8 | 2 | 4 | | | 23 |
| | Misdemeanor | 2015 | 2 | - | - | 5 | - | 2 | - | - | - | - | - | - | 9 | 125.0% | ▲ | 9 |
| Other | Non-Capital Felonies and Related Matters | 2014 | 2 | 2 | 1 | 1 | 9 | 1 | 3 | - | 4 | 6 | 5 | 7 | 16 | | | 41 |
| | Non-Capital Felonies and Related Matters | 2015 | 2 | - | 2 | 5 | 8 | 2 | - | - | - | - | - | - | 19 | 18.8% | ▲ | 19 |
| | Other Criminally Related Matters | 2014 | - | 2 | - | 1 | - | - | - | 2 | - | - | - | - | 3 | | | 5 |
| | Other Criminally Related Matters | 2015 | - | 1 | 2 | 1 | 1 | - | - | - | - | - | - | - | 5 | 66.7% | ▲ | 5 |
| Other | Miscellaneous | 2014 | 18 | 15 | 18 | 14 | 16 | 3 | 13 | 8 | 14 | 12 | 3 | 10 | 84 | | | 144 |
| | Miscellaneous | 2015 | 11 | 13 | 16 | 15 | 4 | 15 | - | - | - | - | - | - | 74 | -11.9% | ▼ | 74 |
| | Other | 2014 | - | - | - | - | - | - | - | - | - | 1 | - | - | 0 | | | 1 |
| | | | 2015 | - | - | 1 | 1 | - | - | - | - | - | - | - | 2 | 0.0% | ↔ | 2 |

Court: Gloucester Circuit

Start/End Date: Jan-14 / Jun-15

2014 Average Month: 183

Jan-Jun 2014: 1,118

Filings Trending: Upward ▲

Circuit/Court ID: 9 209073


Type of Case: Filings

2015 Average Month:201

Jan-Jun 2015 : 1,208

Overall AVG. Month: 189

Monthly Filings Summary



Jan 2014-----Jun 2015

January --- June Filings

1,118

2014

1,208

2015

| | | | Jan | Feb | Mar | Apr | May | Jun | Jul | Aug | Sep | Oct | Nov | Dec | Thru Jun | % Change | Trending | Total |
|------|--|--|-----|-----|-----|-----|-----|-----|-----|-----|-----|-----|-----|-----|----------|----------|----------|-------|
| 2014 | | | 185 | 175 | 218 | 214 | 165 | 161 | 173 | 149 | 175 | 195 | 188 | 201 | 1,118 | | | 2,199 |
| 2015 | | | 190 | 268 | 221 | 194 | 168 | 167 | - | - | - | - | - | - | 1,208 | 8.1% | ▲ | 1,208 |

| | | | Jan | Feb | Mar | Apr | May | Jun | Jul | Aug | Sep | Oct | Nov | Dec | Thru Jun | % Change | Trending | Total |
|----------|--|------|-----|-----|-----|-----|-----|-----|-----|-----|-----|-----|-----|-----|----------|----------|----------|-------|
| Civil | Administrative Law | 2014 | - | - | - | - | - | - | 2 | - | - | - | 1 | - | 0 | | | 3 |
| | Contested Divorce | 2014 | 4 | 5 | 6 | 1 | 1 | 2 | 9 | 5 | 5 | 4 | 5 | 4 | 19 | 0.0% | ↔ | 51 |
| | | 2015 | 5 | 3 | 7 | 5 | 4 | 1 | - | - | - | - | - | - | 25 | 31.6% | ▲ | 25 |
| | Domestic and Family - Level 1 | 2014 | - | 2 | - | 6 | 1 | 4 | 8 | 2 | 2 | 11 | 20 | 3 | 13 | | | 59 |
| | | 2015 | 6 | 2 | 6 | - | - | 5 | - | - | - | - | - | - | 19 | 46.2% | ▲ | 19 |
| | Domestic and Family - Level 2 | 2014 | 1 | - | - | - | 4 | 1 | 1 | 2 | 1 | - | 6 | 2 | 6 | | | 18 |
| | | 2015 | - | 3 | 1 | 1 | 3 | 2 | - | - | - | - | - | - | 10 | 66.7% | ▲ | 10 |
| | General Civil - Level 1 | 2014 | - | - | - | - | - | - | 1 | - | - | - | 1 | - | 0 | | | 2 |
| | General Civil - Level 2 | 2014 | 12 | 6 | 7 | 3 | 6 | 6 | 8 | 4 | 9 | 6 | 4 | 12 | 40 | 0.0% | ↔ | 83 |
| | | 2015 | 3 | 9 | 9 | 4 | 8 | 12 | - | - | - | - | - | - | 45 | 12.5% | ▲ | 45 |
| | General Civil - Level 3 | 2014 | 2 | 3 | 10 | 13 | 3 | 1 | 3 | 3 | 1 | 2 | 2 | 3 | 32 | | | 46 |
| | | 2015 | 2 | - | 3 | 36 | 5 | 4 | - | - | - | - | - | - | 50 | 56.3% | ▲ | 50 |
| | Probates/Wills and Trusts - Level 1 | 2014 | - | - | - | - | 1 | - | - | - | 1 | - | - | - | 1 | | | 2 |
| | | 2015 | - | 1 | 1 | - | - | 1 | - | - | - | - | - | - | 3 | 200.0% | ▲ | 3 |
| | Probates/Wills and Trusts - Level 2 | 2014 | - | 1 | - | - | - | 5 | - | - | - | 2 | - | - | 6 | | | 8 |
| | | 2015 | 4 | 1 | 2 | - | 1 | - | - | - | - | - | - | - | 8 | 33.3% | ▲ | 8 |
| Criminal | Protective Orders | 2014 | - | 1 | - | 1 | - | 1 | - | - | - | - | - | - | 3 | | | 3 |
| | | 2015 | - | - | - | 2 | 1 | 1 | - | - | - | - | - | - | 4 | 33.3% | ▲ | 4 |
| | Uncontested Divorce | 2014 | 11 | 13 | 9 | 16 | 7 | 13 | 10 | 8 | 12 | 9 | 10 | 13 | 69 | | | 131 |
| | | 2015 | 6 | 12 | 12 | 9 | 11 | 13 | - | - | - | - | - | - | 63 | -8.7% | ▼ | 63 |
| | Misdemeanor | 2014 | 16 | 21 | 21 | 21 | 7 | 20 | 26 | 9 | 14 | 19 | 26 | 23 | 106 | | | 223 |
| | | 2015 | 17 | 19 | 32 | 17 | 16 | 15 | - | - | - | - | - | - | 116 | 9.4% | ▲ | 116 |
| Other | Non-Capital Felonies and Related Matters | 2014 | 35 | 23 | 48 | 36 | 66 | 36 | 41 | 34 | 49 | 41 | 41 | 26 | 244 | | | 476 |
| | | 2015 | 33 | 103 | 45 | 35 | 40 | 32 | - | - | - | - | - | - | 288 | 18.0% | ▲ | 288 |
| | Other Criminally Related Matters | 2014 | 8 | 3 | 4 | 10 | 7 | 5 | 1 | 5 | 4 | 5 | 6 | 10 | 37 | | | 68 |
| | | 2015 | 3 | 7 | 5 | 4 | 9 | 2 | - | - | - | - | - | - | 30 | -18.9% | ▼ | 30 |
| | Miscellaneous | 2014 | 83 | 83 | 91 | 90 | 52 | 54 | 51 | 54 | 66 | 77 | 47 | 66 | 453 | | | 814 |
| | | 2015 | 97 | 80 | 85 | 65 | 53 | 64 | - | - | - | - | - | - | 444 | -2.0% | ▼ | 444 |
| | Other | 2014 | 13 | 14 | 22 | 17 | 10 | 13 | 12 | 23 | 11 | 19 | 19 | 39 | 89 | | | 212 |
| | | 2015 | 14 | 28 | 13 | 16 | 17 | 15 | - | - | - | - | - | - | 103 | 15.7% | ▲ | 103 |

Court: King & Queen Circuit

Start/End Date: Jan-14 / Jun-15

2014 Average Month: 31

Jan-Jun 2014: 167

Filings Trending: Upward ▲

Circuit/Court ID: 9 209097

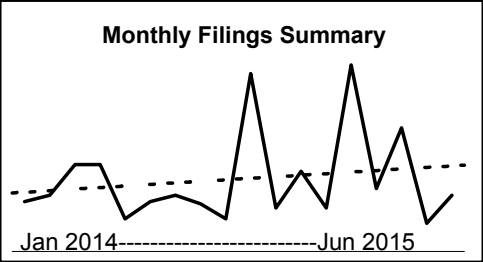
Type of Case: Filings

2015 Average Month:39

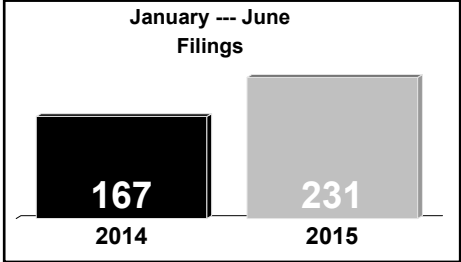
Jan-Jun 2015 : 231

Overall AVG. Month: 33

Monthly Filings Summary



January --- June Filings



| | Jan | Feb | Mar | Apr | May | <u>Jun</u> | Jul | Aug | Sep | Oct | Nov | Dec | Thru Jun | % Change | Trending | Total |
|------|-----|-----|-----|-----|-----|------------|-----|-----|-----|-----|-----|-----|----------|----------|----------|-------|
| 2014 | 23 | 26 | 40 | 40 | 15 | 23 | 26 | 22 | 15 | 82 | 20 | 37 | 167 | | | 369 |
| 2015 | 20 | 86 | 29 | 57 | 13 | 26 | - | - | - | - | - | - | 231 | 38.3% | ▲ | 231 |

| | | | Jan | Feb | Mar | Apr | May | <u>Jun</u> | Jul | Aug | Sep | Oct | Nov | Dec | Thru Jun | % Change | Trending | Total |
|----------|--|------|-----|-----|-----|-----|-----|------------|-----|-----|-----|-----|-----|-----|----------|----------|----------|-------|
| Civil | Administrative Law | 2014 | - | - | 1 | - | - | - | - | - | - | - | - | - | 1 | | | 1 |
| | | 2015 | 1 | - | - | - | - | - | - | - | - | - | - | - | 1 | 0.0% | ↔ | 1 |
| | Contested Divorce | 2014 | 1 | - | 1 | - | - | - | 1 | 1 | - | - | - | - | 2 | | | 4 |
| | | 2015 | - | - | - | 1 | - | - | - | - | - | - | - | - | 1 | -50.0% | ▼ | 1 |
| | Domestic and Family - Level 1 | 2014 | - | - | - | 1 | - | - | - | - | - | - | - | - | 1 | | | 1 |
| | | 2015 | 1 | - | - | 2 | 1 | 1 | - | - | - | - | - | - | 5 | 400.0% | ▲ | 5 |
| | Domestic and Family - Level 2 | 2014 | - | - | - | - | - | - | 1 | - | - | 1 | - | 1 | 0 | | | 3 |
| | | 2015 | - | - | - | - | - | 3 | - | - | - | - | - | - | 3 | 0.0% | ↔ | 3 |
| | General Civil - Level 1 | 2014 | - | - | - | 1 | - | - | - | - | - | - | - | - | 1 | | | 1 |
| | General Civil - Level 2 | 2014 | - | 1 | 1 | - | 3 | 2 | 3 | - | - | - | 2 | - | 7 | | | 12 |
| | | 2015 | - | - | 1 | 2 | - | 1 | - | - | - | - | - | - | 4 | -42.9% | ▼ | 4 |
| | General Civil - Level 3 | 2014 | 2 | 3 | 1 | 1 | - | 3 | 1 | - | - | - | - | - | 10 | | | 11 |
| | | 2015 | 1 | - | - | - | 1 | - | - | - | - | - | - | - | 2 | -80.0% | ▼ | 2 |
| Criminal | Probates/Wills and Trusts | 2014 | - | - | - | - | - | - | 1 | - | - | - | - | - | 0 | | | 1 |
| | Probates/Wills and Trusts | 2014 | 1 | 1 | - | 2 | - | - | - | 1 | - | - | - | - | 4 | 0.0% | ↔ | 5 |
| | Uncontested Divorce | 2014 | 1 | 1 | 1 | 3 | 3 | - | - | - | - | 1 | 1 | - | 9 | | | 11 |
| | | 2015 | 2 | 1 | 2 | - | - | 3 | - | - | - | - | - | - | 8 | -11.1% | ▼ | 8 |
| | Misdemeanor | 2014 | - | 2 | 1 | 2 | - | 2 | 1 | 1 | - | 2 | 2 | 3 | 7 | | | 16 |
| Other | | 2015 | 4 | 15 | 3 | 9 | 1 | 1 | - | - | - | - | - | - | 33 | 371.4% | ▲ | 33 |
| | Non-Capital Felonies and Related Matters | 2014 | 4 | 4 | 18 | 11 | 1 | 7 | - | 2 | 10 | 61 | 3 | 21 | 45 | | | 142 |
| | | 2015 | 2 | 55 | 1 | 30 | 3 | 2 | - | - | - | - | - | - | 93 | 106.7% | ▲ | 93 |
| | Other Criminally Related Matters | 2014 | 2 | 2 | 2 | 3 | 1 | 1 | 5 | 3 | - | 3 | - | 3 | 11 | | | 25 |
| | | 2015 | - | 2 | - | 2 | - | 1 | - | - | - | - | - | - | 5 | -54.5% | ▼ | 5 |
| Other | Miscellaneous | 2014 | 12 | 12 | 14 | 16 | 7 | 8 | 13 | 14 | 5 | 14 | 12 | 8 | 69 | | | 135 |
| | | 2015 | 9 | 13 | 22 | 8 | 7 | 13 | - | - | - | - | - | - | 72 | 4.3% | ▲ | 72 |
| | Other | 2014 | - | - | - | - | - | - | - | - | - | - | - | 1 | 0 | | | 1 |
| | | 2015 | - | - | - | 3 | - | 1 | - | - | - | - | - | - | 4 | 0.0% | ↔ | 4 |

Court: King William Circuit

Start/End Date: Jan-14 / Jun-15

2014 Average Month: 62

Jan-Jun 2014: 426

Filings Trending: Downward ▼

Circuit/Court ID: 9 209101

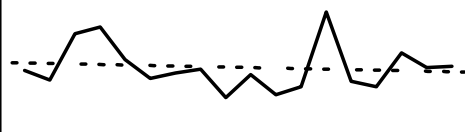
Type of Case: Filings

2015 Average Month:69

Jan-Jun 2015 : 413

Overall AVG. Month: 64

Monthly Filings Summary



Jan 2014-----Jun 2015

January --- June Filings

426

2014

413

2015

| | Jan | Feb | Mar | Apr | May | <u>Jun</u> | Jul | Aug | Sep | Oct | Nov | Dec | Thru Jun | % Change | Trending | Total |
|------|-----|-----|-----|-----|-----|------------|-----|-----|-----|-----|-----|-----|----------|----------|----------|-------|
| 2014 | 62 | 55 | 89 | 94 | 70 | 56 | 60 | 63 | 42 | 59 | 44 | 50 | 426 | | | 744 |
| 2015 | 105 | 54 | 50 | 75 | 64 | 65 | - | - | - | - | - | - | 413 | -3.1% | ▼ | 413 |

| | | | Jan | Feb | Mar | Apr | May | <u>Jun</u> | Jul | Aug | Sep | Oct | Nov | Dec | Thru Jun | % Change | Trending | Total |
|----------|--|------|-----|-----|-----|-----|-----|------------|-----|-----|-----|-----|-----|-----|----------|----------|----------|-------|
| Civil | Administrative Law | 2014 | - | 1 | - | - | - | - | - | - | 1 | - | - | - | 1 | | | 2 |
| | Contested Divorce | 2014 | 2 | - | - | - | 3 | - | - | - | - | - | - | - | 5 | | | 5 |
| | Domestic and Family - Level 1 | 2014 | - | - | - | 11 | - | 1 | 1 | 2 | 2 | 1 | 1 | - | 12 | | | 19 |
| | | 2015 | 2 | 3 | 4 | 3 | - | - | - | - | - | - | - | - | 12 | 0.0% | ↔ | 12 |
| | Domestic and Family - Level 2 | 2014 | - | - | - | 2 | - | 1 | - | 1 | - | - | - | - | 3 | | | 4 |
| | | 2015 | - | 2 | 1 | 1 | 1 | 2 | - | - | - | - | - | - | 7 | 133.3% | ▲ | 7 |
| | General Civil - Level 1 | 2014 | - | 1 | - | - | 1 | 1 | - | - | - | - | - | - | 3 | | | 3 |
| | | 2015 | - | 1 | - | - | - | 1 | - | - | - | - | - | - | 2 | -33.3% | ▼ | 2 |
| | General Civil - Level 2 | 2014 | 1 | 5 | 2 | 2 | 1 | 9 | 5 | 2 | 5 | 4 | 6 | 2 | 20 | | | 44 |
| | | 2015 | 5 | 2 | 2 | 2 | 4 | 10 | - | - | - | - | - | - | 25 | 25.0% | ▲ | 25 |
| | General Civil - Level 3 | 2014 | 1 | 2 | - | - | 1 | 6 | 2 | 3 | - | 3 | - | 2 | 10 | | | 20 |
| | | 2015 | 1 | - | 2 | 3 | 4 | 2 | - | - | - | - | - | - | 12 | 20.0% | ▲ | 12 |
| | Probates/Wills and Trusts - Level 2 | 2014 | - | - | 1 | - | - | - | 1 | - | 1 | - | - | - | 1 | | | 3 |
| | | 2015 | - | - | - | - | 1 | - | - | - | - | - | - | - | 1 | 0.0% | ↔ | 1 |
| | Protective Orders | 2014 | - | - | - | 1 | - | - | - | - | - | - | - | - | 1 | | | 1 |
| | | 2015 | 1 | - | - | - | - | - | - | - | - | - | - | - | 1 | 0.0% | ↔ | 1 |
| Criminal | Uncontested Divorce | 2014 | - | 2 | 1 | 2 | 3 | 1 | - | 2 | - | 1 | - | 1 | 9 | | | 13 |
| | | 2015 | - | - | 3 | - | - | - | - | - | - | - | - | - | 3 | -66.7% | ▼ | 3 |
| | Misdemeanor | 2014 | 2 | 3 | 4 | 4 | 7 | - | 6 | 2 | 2 | 2 | 4 | 2 | 20 | | | 38 |
| | | 2015 | 7 | 3 | 1 | 7 | 9 | 1 | - | - | - | - | - | - | 28 | 40.0% | ▲ | 28 |
| | Non-Capital Felonies and Related Matters | 2014 | 13 | 2 | 36 | 35 | 25 | 5 | 20 | 21 | 4 | 22 | 8 | 10 | 116 | | | 201 |
| | | 2015 | 46 | 2 | 6 | 32 | 24 | 5 | - | - | - | - | - | - | 115 | -0.9% | ▼ | 115 |
| Oth | Other Criminally Related Matters | 2014 | 2 | 1 | 1 | 2 | 2 | 1 | 2 | 6 | 1 | 2 | - | 1 | 9 | | | 21 |
| | | 2015 | - | 4 | 2 | 3 | 2 | 5 | - | - | - | - | - | - | 16 | 77.8% | ▲ | 16 |
| | Miscellaneous | 2014 | 41 | 38 | 44 | 35 | 27 | 31 | 23 | 24 | 26 | 24 | 25 | 32 | 216 | | | 370 |
| | | 2015 | 43 | 37 | 29 | 24 | 19 | 39 | - | - | - | - | - | - | 191 | -11.6% | ▼ | 191 |

Court: Mathews Circuit

Start/End Date: Jan-14 / Jun-15

2014 Average Month: 37

Jan-Jun 2014: 237

Filings Trending: Steady ↔

Circuit/Court ID: 9 209115

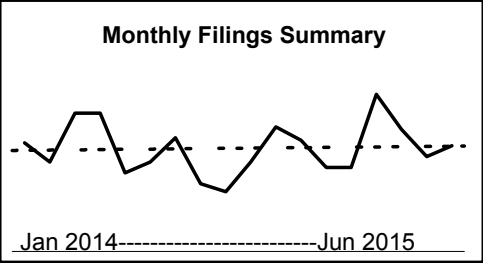
Type of Case: Filings

2015 Average Month:40

Jan-Jun 2015 : 239

Overall AVG. Month: 38

Monthly Filings Summary



January --- June Filings

237

2014

239

2015

| | Jan | Feb | Mar | Apr | May | <u>Jun</u> | Jul | Aug | Sep | Oct | Nov | Dec | Thru Jun | % Change | Trending | Total |
|------|-----|-----|-----|-----|-----|------------|-----|-----|-----|-----|-----|-----|----------|----------|----------|-------|
| 2014 | 40 | 33 | 51 | 51 | 29 | 33 | 42 | 25 | 22 | 33 | 46 | 41 | 237 | | | 446 |
| 2015 | 31 | 31 | 58 | 45 | 35 | 39 | - | - | - | - | - | - | 239 | 0.8% | ▲ | 239 |

| | | | Jan | Feb | Mar | Apr | May | <u>Jun</u> | Jul | Aug | Sep | Oct | Nov | Dec | Thru Jun | % Change | Trending | Total |
|----------|--|------|-----|-----|-----|-----|-----|------------|-----|-----|-----|-----|-----|-----|----------|----------|----------|-------|
| Civil | Administrative Law | 2014 | - | - | - | - | - | 1 | - | - | - | - | - | - | 1 | | | 1 |
| | Contested Divorce | 2014 | - | - | - | 1 | - | 2 | - | 1 | - | - | - | 1 | 3 | | | 5 |
| | | 2015 | 1 | 1 | 2 | 1 | - | 1 | - | - | - | - | - | - | 6 | 100.0% | ▲ | 6 |
| | Domestic and Family - Level 1 | 2014 | - | - | - | 2 | 1 | - | 3 | - | 1 | - | 1 | 6 | 3 | | | 14 |
| | | 2015 | - | - | - | - | - | 6 | - | - | - | - | - | - | 6 | 100.0% | ▲ | 6 |
| | Domestic and Family - Level 2 | 2014 | - | - | 1 | - | - | - | - | - | - | - | 1 | - | 1 | | | 2 |
| | | 2015 | - | - | 1 | 1 | - | - | - | - | - | - | - | - | 2 | 100.0% | ▲ | 2 |
| | General Civil - Level 2 | 2014 | 3 | - | 1 | 4 | 1 | 1 | 1 | 2 | - | 5 | 2 | 2 | 10 | | | 22 |
| | | 2015 | 3 | 3 | 4 | - | - | 1 | - | - | - | - | - | - | 11 | 10.0% | ▲ | 11 |
| | General Civil - Level 3 | 2014 | 1 | 1 | - | 1 | 1 | 4 | - | 3 | - | - | - | - | 8 | | | 11 |
| | | 2015 | 1 | 1 | - | 5 | 1 | - | - | - | - | - | - | - | 8 | 0.0% | ↔ | 8 |
| | Probates/Wills and Trusts - Level 2 | 2014 | - | 1 | - | - | - | 1 | - | - | - | - | 1 | - | 2 | | | 3 |
| | | 2015 | - | - | 1 | - | - | - | - | - | - | - | - | - | 1 | -50.0% | ▼ | 1 |
| | Protective Orders | 2014 | 2 | - | - | - | 1 | - | 1 | - | - | - | - | 1 | 3 | | | 5 |
| Criminal | | 2015 | - | - | - | - | - | 1 | - | - | - | - | - | - | 1 | -66.7% | ▼ | 1 |
| | Uncontested Divorce | 2014 | 1 | 4 | 3 | 2 | 3 | - | 2 | 4 | 2 | 1 | - | - | 13 | | | 22 |
| | | 2015 | - | 1 | - | 1 | 1 | 1 | - | - | - | - | - | - | 4 | -69.2% | ▼ | 4 |
| | Misdemeanor | 2014 | - | 3 | 1 | 3 | 3 | 7 | 4 | 1 | - | - | 5 | 5 | 17 | | | 32 |
| Other | | 2015 | 1 | 1 | 3 | - | 6 | 2 | - | - | - | - | - | - | 13 | -23.5% | ▼ | 13 |
| | Non-Capital Felonies and Related Matters | 2014 | 1 | 2 | 25 | 9 | - | 2 | 19 | - | 2 | - | 24 | 2 | 39 | | | 86 |
| | | 2015 | 5 | 3 | 19 | - | 11 | 11 | - | - | - | - | - | - | 49 | 25.6% | ▲ | 49 |
| | Other Criminally Related Matters | 2014 | - | 1 | - | 1 | 1 | 1 | - | - | 3 | 1 | - | 2 | 4 | | | 10 |
| Other | | 2015 | - | 2 | - | 3 | 2 | 2 | - | - | - | - | - | - | 9 | 125.0% | ▲ | 9 |
| | Miscellaneous | 2014 | 32 | 21 | 20 | 26 | 18 | 12 | 12 | 13 | 14 | 26 | 12 | 22 | 129 | | | 228 |
| | | 2015 | 20 | 19 | 27 | 34 | 14 | 14 | - | - | - | - | - | - | 128 | -0.8% | ▼ | 128 |
| | Other | 2014 | - | - | - | 2 | - | 2 | - | 1 | - | - | - | - | 4 | | | 5 |
| | | 2015 | - | - | 1 | - | - | - | - | - | - | - | - | - | 1 | -75.0% | ▼ | 1 |

Court: Middlesex Circuit

Start/End Date: Jan-14 / Jun-15

2014 Average Month: 47

Jan-Jun 2014: 302

Filings Trending: Downward ▼

Circuit/Court ID: 9 209119

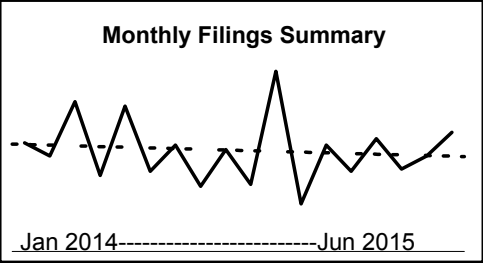
Type of Case: Filings

2015 Average Month: 46

Jan-Jun 2015 : 275

Overall AVG. Month: 47

Monthly Filings Summary



January --- June Filings

302

2014

275

2015

| | | | Jan | Feb | Mar | Apr | May | <u>Jun</u> | Jul | Aug | Sep | Oct | Nov | Dec | Thru Jun | % Change | Trending | Total |
|------|--|--|-----|-----|-----|-----|-----|------------|-----|-----|-----|-----|-----|-----|----------|----------|----------|-------|
| 2014 | | | 50 | 44 | 69 | 35 | 67 | 37 | 49 | 30 | 47 | 31 | 83 | 22 | 302 | | | 564 |
| 2015 | | | 49 | 37 | 52 | 38 | 44 | 55 | - | - | - | - | - | - | 275 | -8.9% | ▼ | 275 |

| | | | Jan | Feb | Mar | Apr | May | <u>Jun</u> | Jul | Aug | Sep | Oct | Nov | Dec | Thru Jun | % Change | Trending | Total |
|----------|--|------|-----|-----|-----|-----|-----|------------|-----|-----|-----|-----|-----|-----|----------|----------|----------|-------|
| Civil | Contested Divorce | 2014 | - | - | - | 1 | 4 | - | - | 1 | - | 1 | - | 2 | 5 | | | 9 |
| | | 2015 | - | 1 | - | 2 | - | - | - | - | - | - | - | - | 3 | -40.0% | ▼ | 3 |
| | Domestic and Family - Level 1 | 2014 | - | 4 | 2 | 1 | - | - | 1 | 1 | - | - | - | - | 7 | | | 9 |
| | | 2015 | - | 1 | - | - | - | - | - | - | - | - | - | - | 1 | -85.7% | ▼ | 1 |
| | Domestic and Family - Level 2 | 2014 | - | - | - | - | - | - | - | 2 | - | - | - | - | 0 | | | 2 |
| | | 2015 | 2 | - | 1 | 1 | - | - | - | - | - | - | - | - | 4 | 0.0% | ↔ | 4 |
| | General Civil - Level 1 | 2014 | 1 | - | - | - | - | - | - | - | - | - | - | - | 1 | | | 1 |
| | | 2015 | - | 1 | - | - | - | - | - | - | - | - | - | - | 1 | 0.0% | ↔ | 1 |
| | General Civil - Level 2 | 2014 | 1 | - | - | 3 | 1 | - | 1 | 4 | 1 | 1 | 3 | 1 | 5 | | | 16 |
| | | 2015 | 2 | 2 | 5 | 4 | - | 4 | - | - | - | - | - | - | 17 | 240.0% | ▲ | 17 |
| | General Civil - Level 3 | 2014 | 3 | 1 | 2 | 1 | 1 | - | 1 | - | - | - | - | - | 8 | | | 9 |
| | | 2015 | - | - | 1 | 1 | 1 | 1 | - | - | - | - | - | - | 4 | -50.0% | ▼ | 4 |
| Criminal | Probates/Wills and Trusts - Level 2 | 2014 | - | - | - | - | - | - | - | - | - | 2 | 2 | - | 0 | | | 4 |
| | | 2015 | - | - | 1 | 1 | - | 1 | - | - | - | - | - | - | 3 | 0.0% | ↔ | 3 |
| | Protective Orders | 2015 | - | - | - | - | - | 1 | - | - | - | - | - | - | 1 | | | 1 |
| | Uncontested Divorce | 2014 | 1 | 3 | 1 | 3 | 2 | 1 | 5 | 3 | 4 | - | 3 | - | 11 | | | 26 |
| | | 2015 | 1 | 1 | 4 | 2 | 1 | 1 | - | - | - | - | - | - | 10 | -9.1% | ▼ | 10 |
| | Capital Murder | 2015 | - | - | - | - | 2 | - | - | - | - | - | - | - | 2 | | | 2 |
| Other | Misdemeanor | 2014 | 3 | 4 | 14 | 2 | 11 | 7 | 7 | 3 | 8 | 2 | 20 | 3 | 41 | | | 84 |
| | | 2015 | 11 | - | 3 | - | 5 | 7 | - | - | - | - | - | - | 26 | -36.6% | ▼ | 26 |
| | Non-Capital Felonies and Related Matters | 2014 | 7 | 6 | 27 | 5 | 22 | 12 | 21 | 5 | 21 | 13 | 37 | 1 | 79 | | | 177 |
| | | 2015 | 13 | 3 | 8 | 9 | 19 | 14 | - | - | - | - | - | - | 66 | -16.5% | ▼ | 66 |
| | Other Criminally Related Matters | 2014 | 1 | - | 1 | 1 | 3 | 1 | - | 1 | 1 | 1 | 3 | - | 7 | | | 13 |
| | | 2015 | 2 | - | - | - | 2 | - | - | - | - | - | - | - | 4 | -42.9% | ▼ | 4 |
| Other | Miscellaneous | 2014 | 33 | 26 | 22 | 18 | 20 | 16 | 12 | 9 | 11 | 11 | 14 | 15 | 135 | | | 207 |
| | | 2015 | 18 | 28 | 26 | 16 | 12 | 23 | - | - | - | - | - | - | 123 | -8.9% | ▼ | 123 |
| | Other | 2014 | - | - | - | - | 3 | - | 1 | 1 | 1 | - | 1 | - | 3 | | | 7 |
| | | 2015 | - | - | 3 | 2 | 2 | 3 | - | - | - | - | - | - | 10 | 233.3% | ▲ | 10 |

Court: New Kent Circuit

Start/End Date: Jan-14 / Jun-15

2014 Average Month: 116

Jan-Jun 2014: 666

Filings Trending: Downward ▼

Circuit/Court ID: 9 209127

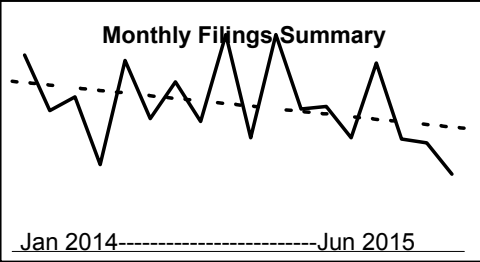
Type of Case: Filings

2015 Average Month:92

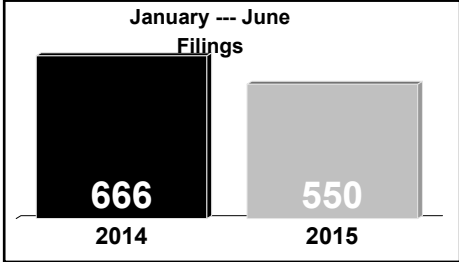
Jan-Jun 2015 : 550

Overall AVG. Month: 108

Monthly Filings Summary



January --- June Filings



| | Jan | Feb | Mar | Apr | May | <u>Jun</u> | Jul | Aug | Sep | Oct | Nov | Dec | Thru Jun | % Change | Trending | Total |
|------|-----|-----|-----|-----|-----|------------|-----|-----|-----|-----|-----|-----|----------|----------|----------|-------|
| 2014 | 145 | 104 | 114 | 64 | 141 | 98 | 125 | 96 | 160 | 84 | 160 | 105 | 666 | | | 1,396 |
| 2015 | 107 | 84 | 139 | 83 | 80 | 57 | - | - | - | - | - | - | 550 | -17.4% | ▼ | 550 |

| | | | Jan | Feb | Mar | Apr | May | <u>Jun</u> | Jul | Aug | Sep | Oct | Nov | Dec | Thru Jun | % Change | Trending | Total |
|----------|--|------|-----|-----|-----|-----|-----|------------|-----|-----|-----|-----|-----|-----|----------|----------|----------|-------|
| Civil | Administrative Law | 2014 | - | - | - | - | - | - | - | - | 1 | 1 | - | - | 0 | | | 2 |
| | | 2015 | 1 | - | - | - | - | - | - | - | - | - | - | - | 1 | 0.0% | ↔ | 1 |
| | Contested Divorce | 2014 | 2 | 1 | 2 | 1 | 1 | 2 | 2 | 3 | 6 | 3 | 1 | 4 | 9 | | | 28 |
| | | 2015 | - | 4 | 6 | 2 | 2 | 1 | - | - | - | - | - | - | 15 | 66.7% | ▲ | 15 |
| | Domestic and Family - Level 1 | 2014 | - | 1 | - | 2 | 3 | - | 1 | - | 1 | - | 1 | - | 6 | | | 9 |
| | | 2015 | - | 2 | - | 2 | 1 | - | - | - | - | - | - | - | 5 | -16.7% | ▼ | 5 |
| | Domestic and Family - Level 2 | 2014 | - | - | - | 1 | 1 | 1 | 1 | - | 1 | - | 2 | - | 3 | | | 7 |
| | | 2015 | 2 | 2 | - | 1 | 1 | 1 | - | - | - | - | - | - | 7 | 133.3% | ▲ | 7 |
| | General Civil - Level 2 | 2014 | 1 | 2 | 6 | 1 | 7 | 1 | 4 | 4 | 5 | 1 | 2 | 3 | 18 | | | 37 |
| | | 2015 | 2 | 1 | 1 | 2 | 1 | 1 | - | - | - | - | - | - | 8 | -55.6% | ▼ | 8 |
| | General Civil - Level 3 | 2014 | 1 | - | 1 | 1 | 1 | 1 | - | 1 | - | 4 | 1 | 2 | 5 | | | 13 |
| | | 2015 | 3 | 4 | - | 2 | 3 | 1 | - | - | - | - | - | - | 13 | 160.0% | ▲ | 13 |
| | Probates/Wills and Trusts | 2014 | - | - | - | - | - | - | - | - | 1 | - | - | - | 0 | | | 1 |
| | Probates/Wills and Trusts | 2014 | 1 | - | - | - | - | - | 1 | - | - | - | - | - | 1 | 0.0% | ↔ | 2 |
| Criminal | Uncontested Divorce | 2014 | 3 | 4 | 2 | 4 | 3 | 1 | 5 | 4 | 6 | 3 | 5 | 6 | 17 | | | 46 |
| | | 2015 | 4 | 3 | 4 | 5 | 2 | 2 | - | - | - | - | - | - | 20 | 17.6% | ▲ | 20 |
| | Misdemeanor | 2014 | 3 | 9 | 10 | 2 | 13 | 12 | 19 | 22 | 41 | 16 | 43 | 15 | 49 | | | 205 |
| | | 2015 | 11 | 8 | 17 | 12 | 10 | 11 | - | - | - | - | - | - | 69 | 40.8% | ▲ | 69 |
| | Non-Capital Felonies and Related Matters | 2014 | 19 | 8 | 28 | 4 | 59 | 22 | 44 | 13 | 64 | 11 | 56 | 16 | 140 | | | 344 |
| | | 2015 | 22 | 5 | 61 | 17 | 31 | 4 | - | - | - | - | - | - | 140 | 0.0% | ↔ | 140 |
| Other | Other Criminally Related Matters | 2014 | 1 | 3 | - | - | 3 | 3 | 10 | 5 | 2 | 1 | 6 | 2 | 10 | | | 36 |
| | | 2015 | 2 | 6 | 4 | 1 | 1 | 4 | - | - | - | - | - | - | 18 | 80.0% | ▲ | 18 |
| | Miscellaneous | 2014 | 73 | 64 | 54 | 42 | 35 | 47 | 31 | 35 | 29 | 35 | 39 | 50 | 315 | | | 534 |
| | | 2015 | 51 | 35 | 41 | 36 | 24 | 31 | - | - | - | - | - | - | 218 | -30.8% | ▼ | 218 |
| | Other | 2014 | 41 | 12 | 11 | 6 | 15 | 8 | 7 | 9 | 3 | 9 | 4 | 7 | 93 | | | 132 |
| | | 2015 | 9 | 14 | 5 | 3 | 4 | 1 | - | - | - | - | - | - | 36 | -61.3% | ▼ | 36 |

Court: York Circuit

Start/End Date: Jan-14 / Jun-15

2014 Average Month: 261

Jan-Jun 2014: 1,662

Filings Trending: Downward ▼

Circuit/Court ID: 9 209199

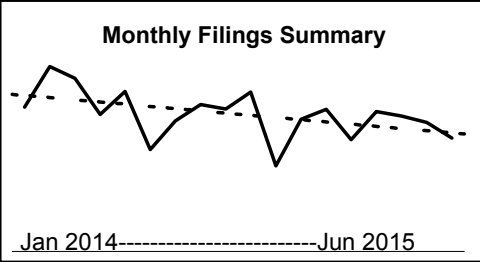
Type of Case: Filings

2015 Average Month:237

Jan-Jun 2015 : 1,423

Overall AVG. Month: 253

Monthly Filings Summary



January --- June Filings

1,662

2014

1,423

2015

| | Jan | Feb | Mar | Apr | May | <u>Jun</u> | Jul | Aug | Sep | Oct | Nov | Dec | Thru Jun | % Change | Trending | Total |
|------|-----|-----|-----|-----|-----|------------|-----|-----|-----|-----|-----|-----|----------|----------|----------|-------|
| 2014 | 266 | 341 | 319 | 253 | 295 | 188 | 241 | 271 | 263 | 294 | 158 | 244 | 1,662 | | | 3,133 |
| 2015 | 262 | 206 | 258 | 250 | 238 | 209 | - | - | - | - | - | - | 1,423 | -14.4% | ▼ | 1,423 |

| | | | Jan | Feb | Mar | Apr | May | <u>Jun</u> | Jul | Aug | Sep | Oct | Nov | Dec | Thru Jun | % Change | Trending | Total |
|----------|--|------|-----|-----|-----|-----|-----|------------|-----|-----|-----|-----|-----|-----|----------|----------|----------|-------|
| Civil | Administrative Law | 2014 | - | - | - | - | - | - | - | - | - | - | - | 1 | 0 | | | 1 |
| | | 2015 | - | 1 | - | - | - | - | - | - | - | - | - | - | 1 | 0.0% | ↔ | 1 |
| | Contested Divorce | 2014 | 9 | 8 | 13 | 3 | 7 | 5 | 7 | 6 | 7 | 6 | 2 | 4 | 45 | | | 77 |
| | | 2015 | 2 | 6 | 19 | 4 | 2 | 7 | - | - | - | - | - | - | 40 | -11.1% | ▼ | 40 |
| | Domestic and Family - Level 1 | 2014 | 1 | 2 | 3 | 2 | 2 | 2 | 3 | 5 | 1 | 6 | - | 2 | 12 | | | 29 |
| | | 2015 | 2 | 4 | 3 | 3 | 3 | 1 | - | - | - | - | - | - | 16 | 33.3% | ▲ | 16 |
| | Domestic and Family - Level 2 | 2014 | 3 | 8 | 6 | 12 | 7 | 12 | 6 | 5 | 10 | 16 | 9 | 7 | 48 | | | 101 |
| | | 2015 | 6 | 2 | 14 | 12 | 6 | 4 | - | - | - | - | - | - | 44 | -8.3% | ▼ | 44 |
| | General Civil - Level 1 | 2014 | 1 | - | 1 | - | - | - | - | - | 1 | - | - | 2 | 2 | | | 5 |
| | | 2015 | 1 | - | - | - | - | - | - | - | - | - | - | - | 1 | -50.0% | ▼ | 1 |
| | General Civil - Level 2 | 2014 | 11 | 7 | 11 | 14 | 8 | 9 | 12 | 15 | 11 | 8 | 4 | 14 | 60 | | | 124 |
| | | 2015 | 5 | 7 | 11 | 17 | 6 | 20 | - | - | - | - | - | - | 66 | 10.0% | ▲ | 66 |
| | General Civil - Level 3 | 2014 | 4 | 6 | 1 | 2 | 6 | 2 | 1 | 1 | 4 | 2 | 3 | 4 | 21 | | | 36 |
| | | 2015 | 4 | 1 | 6 | 1 | 2 | 3 | - | - | - | - | - | - | 17 | -19.0% | ▼ | 17 |
| | Probates/Wills and Trusts - Level 1 | 2014 | - | - | - | - | - | - | - | 1 | - | - | - | - | 0 | | | 1 |
| | | 2015 | - | - | - | - | - | 1 | - | - | - | - | - | - | 1 | 0.0% | ↔ | 1 |
| | Probates/Wills and Trusts - Level 2 | 2014 | 2 | - | 3 | 2 | 4 | 1 | - | 2 | 1 | 1 | 1 | 2 | 12 | | | 19 |
| | | 2015 | 1 | 1 | 2 | - | 1 | 4 | - | - | - | - | - | - | 9 | -25.0% | ▼ | 9 |
| | Protective Orders | 2014 | 2 | - | 1 | 1 | 1 | 1 | - | 1 | - | 3 | - | 1 | 6 | | | 11 |
| | | 2015 | 1 | - | - | - | - | - | - | - | - | - | - | - | 1 | -83.3% | ▼ | 1 |
| | Uncontested Divorce | 2014 | 12 | 16 | 25 | 12 | 11 | 10 | 15 | 19 | 16 | 16 | 17 | 15 | 86 | | | 184 |
| | | 2015 | 9 | 10 | 15 | 15 | 16 | 15 | - | - | - | - | - | - | 80 | -7.0% | ▼ | 80 |
| Criminal | Misdemeanor | 2014 | 17 | 14 | 28 | 17 | 61 | 11 | 33 | 31 | 27 | 16 | 14 | 16 | 148 | | | 285 |
| | | 2015 | 26 | 16 | 13 | 28 | 11 | 9 | - | - | - | - | - | - | 103 | -30.4% | ▼ | 103 |
| | Non-Capital Felonies and Related Matters | 2014 | 44 | 125 | 79 | 67 | 88 | 47 | 63 | 74 | 74 | 64 | 27 | 44 | 450 | | | 796 |
| | | 2015 | 74 | 50 | 29 | 51 | 76 | 45 | - | - | - | - | - | - | 325 | -27.8% | ▼ | 325 |
| Other | Other Criminally Related Matters | 2014 | 10 | 6 | 14 | 9 | 6 | 3 | 4 | 4 | 12 | 13 | 4 | 12 | 48 | | | 97 |
| | | 2015 | 5 | 8 | 3 | 17 | 9 | 5 | - | - | - | - | - | - | 47 | -2.1% | ▼ | 47 |
| | Miscellaneous | 2014 | 149 | 148 | 134 | 111 | 93 | 84 | 97 | 104 | 96 | 140 | 75 | 120 | 719 | | | 1,351 |
| | | 2015 | 124 | 99 | 138 | 100 | 100 | 92 | - | - | - | - | - | - | 653 | -9.2% | ▼ | 653 |
| | Other | 2014 | 1 | 1 | - | 1 | 1 | 1 | - | 3 | 3 | 3 | 2 | - | 5 | | | 16 |
| | | 2015 | 2 | 1 | 5 | 2 | 6 | 3 | - | - | - | - | - | - | 19 | 280.0% | ▲ | 19 |

Court: Williamsburg Circuit

Start/End Date: Jan-14 / Jun-15

2014 Average Month: 300

Jan-Jun 2014: 1,869

Filings Trending: Downward ▼

Circuit/Court ID: 9 209830

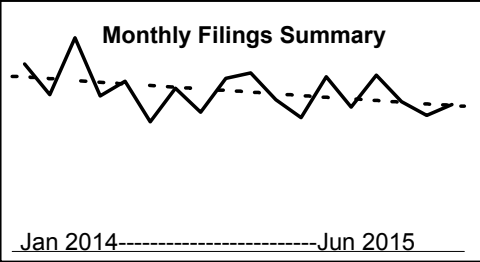
Type of Case: Filings

2015 Average Month:285

Jan-Jun 2015 : 1,711

Overall AVG. Month: 295

Monthly Filings Summary



January --- June Filings

1,869

2014

1,711

2015

| | | | Jan | Feb | Mar | Apr | May | Jun | Jul | Aug | Sep | Oct | Nov | Dec | Thru Jun | % Change | Trending | Total |
|------|--|--|-----|-----|-----|-----|-----|-----|-----|-----|-----|-----|-----|-----|----------|----------|----------|-------|
| 2014 | | | 346 | 289 | 394 | 287 | 314 | 239 | 301 | 257 | 319 | 329 | 280 | 247 | 1,869 | | | 3,602 |
| 2015 | | | 322 | 266 | 325 | 276 | 251 | 271 | - | - | - | - | - | - | 1,711 | -8.5% | ▼ | 1,711 |

| | | | Jan | Feb | Mar | Apr | May | Jun | Jul | Aug | Sep | Oct | Nov | Dec | Thru Jun | % Change | Trending | Total |
|----------|--|------|-----|-----|-----|-----|-----|-----|-----|-----|-----|-----|-----|-----|----------|----------|----------|-------|
| Civil | Administrative Law | 2014 | - | - | - | - | 1 | 1 | - | 1 | 1 | - | - | - | 2 | | | 4 |
| | | 2015 | - | 1 | - | - | - | - | - | - | - | - | - | - | 1 | -50.0% | ▼ | 1 |
| | Contested Divorce | 2014 | 8 | 6 | 5 | 6 | 4 | 5 | 8 | 5 | 9 | 10 | 5 | 8 | 34 | | | 79 |
| | | 2015 | 9 | 10 | 4 | 5 | 11 | 4 | - | - | - | - | - | - | 43 | 26.5% | ▲ | 43 |
| | Domestic and Family - Level 1 | 2014 | 1 | 4 | 3 | 6 | 5 | 3 | 1 | 10 | 9 | 5 | 5 | 8 | 22 | | | 60 |
| | | 2015 | 3 | 5 | 3 | 2 | 7 | 5 | - | - | - | - | - | - | 25 | 13.6% | ▲ | 25 |
| | Domestic and Family - Level 2 | 2014 | 3 | 3 | 1 | 1 | 4 | 5 | 4 | 2 | - | 1 | 1 | 2 | 17 | | | 27 |
| | | 2015 | 5 | 1 | 5 | 2 | 3 | 1 | - | - | - | - | - | - | 17 | 0.0% | ↔ | 17 |
| | General Civil - Level 1 | 2014 | 2 | - | 1 | 2 | - | 3 | - | - | 1 | 1 | - | 1 | 8 | | | 11 |
| | | 2015 | - | 3 | 2 | 1 | 2 | 1 | - | - | - | - | - | - | 9 | 12.5% | ▲ | 9 |
| | General Civil - Level 2 | 2014 | 5 | 7 | 6 | 4 | 12 | 9 | 11 | 6 | 9 | 14 | 6 | 10 | 43 | | | 99 |
| | | 2015 | 18 | 8 | 8 | 12 | 12 | 15 | - | - | - | - | - | - | 73 | 69.8% | ▲ | 73 |
| | General Civil - Level 3 | 2014 | 9 | 1 | 17 | 4 | 13 | 6 | 9 | 4 | 4 | 7 | 9 | 8 | 50 | | | 91 |
| | | 2015 | 6 | 7 | 1 | 12 | 3 | 14 | - | - | - | - | - | - | 43 | -14.0% | ▼ | 43 |
| | Probates/Wills and Trusts - Level 1 | 2014 | - | - | - | - | 1 | 1 | - | - | - | - | 1 | 1 | 2 | | | 4 |
| | | 2015 | 1 | - | 1 | - | 1 | 2 | - | - | - | - | - | - | 5 | 150.0% | ▲ | 5 |
| | Probates/Wills and Trusts - Level 2 | 2014 | 3 | 3 | 2 | 2 | 2 | 3 | 4 | 2 | 2 | 2 | 4 | 5 | 15 | | | 34 |
| | | 2015 | 1 | 1 | 3 | 2 | 1 | 5 | - | - | - | - | - | - | 13 | -13.3% | ▼ | 13 |
| | Uncontested Divorce | 2014 | 21 | 11 | 17 | 20 | 16 | 15 | 15 | 12 | 14 | 11 | 14 | 8 | 100 | | | 174 |
| | | 2015 | 25 | 10 | 15 | 14 | 13 | 20 | - | - | - | - | - | - | 97 | -3.0% | ▼ | 97 |
| Criminal | Capital Murder | 2014 | 3 | - | - | - | - | - | - | - | - | - | - | - | 3 | | | 3 |
| | | 2015 | - | - | 4 | - | - | - | - | - | - | - | - | - | 4 | 33.3% | ▲ | 4 |
| | Misdemeanor | 2014 | 34 | 36 | 47 | 25 | 39 | 27 | 47 | 29 | 52 | 32 | 60 | 28 | 208 | | | 456 |
| | | 2015 | 42 | 26 | 31 | 33 | 33 | 43 | - | - | - | - | - | - | 208 | 0.0% | ↔ | 208 |
| | Non-Capital Felonies and Related Matters | 2014 | 62 | 46 | 123 | 58 | 79 | 46 | 80 | 41 | 73 | 43 | 57 | 52 | 414 | | | 760 |
| | | 2015 | 51 | 39 | 66 | 52 | 51 | 49 | - | - | - | - | - | - | 308 | -25.6% | ▼ | 308 |
| Other | Other Criminally Related Matters | 2014 | 13 | 12 | 17 | 14 | 11 | 8 | 13 | 13 | 13 | 15 | 8 | 8 | 75 | | | 145 |
| | | 2015 | 10 | 9 | 8 | 19 | 16 | 15 | - | - | - | - | - | - | 77 | 2.7% | ▲ | 77 |
| | Miscellaneous | 2014 | 160 | 142 | 123 | 120 | 101 | 89 | 81 | 107 | 106 | 143 | 81 | 81 | 735 | | | 1,334 |
| | | 2015 | 122 | 99 | 130 | 92 | 84 | 77 | - | - | - | - | - | - | 604 | -17.8% | ▼ | 604 |
| | Other | 2014 | 22 | 18 | 32 | 25 | 26 | 18 | 28 | 25 | 26 | 45 | 29 | 27 | 141 | | | 321 |
| | | 2015 | 29 | 47 | 44 | 30 | 14 | 20 | - | - | - | - | - | - | 184 | 30.5% | ▲ | 184 |

Court: Appomattox Circuit

Start/End Date: Jan-14 / Jun-15

2014 Average Month: 75

Jan-Jun 2014: 486

Filings Trending: Downward ▼

Circuit/Court ID: 10 210011

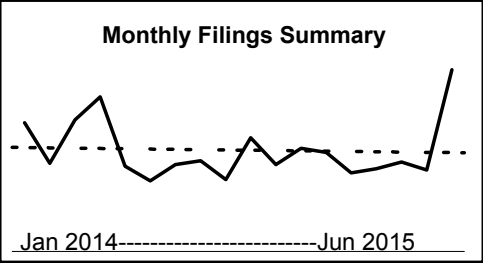
Type of Case: Filings

2015 Average Month: 75

Jan-Jun 2015 : 452

Overall AVG. Month: 75

Monthly Filings Summary



January --- June Filings

486

2014

452

2015

| | | | Jan | Feb | Mar | Apr | May | Jun | Jul | Aug | Sep | Oct | Nov | Dec | Thru Jun | % Change | Trending | Total |
|------|--|--|-----|-----|-----|-----|-----|-----|-----|-----|-----|-----|-----|-----|----------|----------|----------|-------|
| 2014 | | | 95 | 65 | 97 | 114 | 63 | 52 | 64 | 67 | 53 | 84 | 64 | 76 | 486 | | | 894 |
| 2015 | | | 73 | 58 | 61 | 66 | 60 | 134 | - | - | - | - | - | - | 452 | -7.0% | ▼ | 452 |

| | | | Jan | Feb | Mar | Apr | May | Jun | Jul | Aug | Sep | Oct | Nov | Dec | Thru Jun | % Change | Trending | Total |
|----------|--|------|-----|-----|-----|-----|-----|-----|-----|-----|-----|-----|-----|-----|----------|----------|----------|-------|
| Civil | Contested Divorce | 2014 | 3 | 1 | 1 | 1 | 4 | 1 | 1 | 1 | - | 3 | 2 | 1 | 11 | | | 19 |
| | | 2015 | - | - | 1 | 3 | 2 | 2 | - | - | - | - | - | - | 8 | -27.3% | ▼ | 8 |
| | Domestic and Family - Level 1 | 2014 | - | 4 | 6 | 3 | 2 | 6 | 4 | 1 | - | 2 | - | - | 21 | | | 28 |
| | | 2015 | - | 2 | - | - | - | - | - | - | - | - | - | - | 2 | -90.5% | ▼ | 2 |
| | Domestic and Family - Level 2 | 2014 | - | - | 1 | - | 2 | 1 | - | 1 | - | - | 1 | - | 4 | | | 6 |
| | | 2015 | - | - | - | - | 2 | 3 | - | - | - | - | - | - | 5 | 25.0% | ▲ | 5 |
| | General Civil - Level 2 | 2014 | 2 | 3 | 3 | 1 | 1 | - | 1 | 1 | 3 | - | - | 1 | 10 | | | 16 |
| | | 2015 | 2 | - | 1 | 3 | 2 | - | - | - | - | - | - | - | 8 | -20.0% | ▼ | 8 |
| | General Civil - Level 3 | 2014 | 2 | - | 2 | 2 | 1 | - | 3 | 3 | 1 | - | - | 1 | 7 | | | 15 |
| | | 2015 | - | 1 | 1 | 1 | 5 | 1 | - | - | - | - | - | - | 9 | 28.6% | ▲ | 9 |
| Criminal | Probates/Wills and Trusts | 2014 | - | - | - | - | 1 | - | - | 1 | - | - | - | 1 | 1 | | | 3 |
| | Probates/Wills and Trusts - Level 2 | 2014 | 2 | - | 1 | - | - | 1 | 1 | 1 | - | - | - | 1 | 4 | | | 7 |
| | | 2015 | 2 | - | - | 1 | - | - | - | - | - | - | - | - | 3 | -25.0% | ▼ | 3 |
| | Uncontested Divorce | 2014 | 4 | 2 | 3 | 4 | 3 | 2 | 4 | 1 | 2 | 3 | 5 | 3 | 18 | | | 36 |
| | | 2015 | 1 | 2 | 3 | 1 | 2 | 3 | - | - | - | - | - | - | 12 | -33.3% | ▼ | 12 |
| | Misdemeanor | 2014 | 1 | 4 | 4 | 8 | 5 | 3 | - | 2 | 4 | 2 | 2 | 9 | 25 | | | 44 |
| Other | | 2015 | 7 | 1 | 1 | 2 | 3 | 9 | - | - | - | - | - | - | 23 | -8.0% | ▼ | 23 |
| | Non-Capital Felonies and Related Matters | 2014 | 32 | 10 | 38 | 35 | 18 | 8 | 30 | 17 | 16 | 39 | 32 | 33 | 141 | | | 308 |
| | | 2015 | 28 | 24 | 13 | 28 | 11 | 90 | - | - | - | - | - | - | 194 | 37.6% | ▲ | 194 |
| | Other Criminally Related Matters | 2014 | - | - | - | 5 | 3 | 3 | - | 1 | - | - | - | 5 | 11 | | | 17 |
| | | 2015 | - | 1 | 1 | - | 6 | - | - | - | - | - | - | - | 8 | -27.3% | ▼ | 8 |
| | Miscellaneous | 2014 | 49 | 40 | 37 | 53 | 23 | 27 | 20 | 36 | 27 | 34 | 21 | 20 | 229 | | | 387 |
| | | 2015 | 33 | 27 | 39 | 27 | 26 | 26 | - | - | - | - | - | - | 178 | -22.3% | ▼ | 178 |
| | Other | 2014 | - | 1 | 1 | 2 | - | - | - | 1 | - | 1 | 1 | 1 | 4 | | | 8 |
| | | 2015 | - | - | 1 | - | 1 | - | - | - | - | - | - | - | 2 | -50.0% | ▼ | 2 |

Court: Buckingham Circuit

Start/End Date: Jan-14 / Jun-15

2014 Average Month: 72

Jan-Jun 2014: 459

Filings Trending: Downward ▼

Circuit/Court ID: 10 210029


Type of Case: Filings

2015 Average Month:60

Jan-Jun 2015 : 358

Overall AVG. Month: 68

Monthly Filings Summary



Jan 2014-----Jun 2015

January --- June Filings

459

2014

358

2015

| | Jan | Feb | Mar | Apr | May | <u>Jun</u> | Jul | Aug | Sep | Oct | Nov | Dec | Thru Jun | % Change | Trending | Total |
|------|-----|-----|-----|-----|-----|------------|-----|-----|-----|-----|-----|-----|----------|----------|----------|-------|
| 2014 | 71 | 61 | 79 | 112 | 48 | 88 | 38 | 62 | 103 | 70 | 96 | 36 | 459 | | | 864 |
| 2015 | 51 | 38 | 50 | 100 | 36 | 83 | - | - | - | - | - | - | 358 | -22.0% | ▼ | 358 |

| | | | Jan | Feb | Mar | Apr | May | <u>Jun</u> | Jul | Aug | Sep | Oct | Nov | Dec | Thru Jun | % Change | Trending | Total |
|----------|--|------|-----|-----|-----|-----|-----|------------|-----|-----|-----|-----|-----|-----|----------|----------|----------|-------|
| Civil | Administrative Law | 2015 | - | - | - | 1 | - | - | - | - | - | - | - | - | 1 | | | 1 |
| | Contested Divorce | 2014 | 1 | 2 | 2 | - | 2 | - | 1 | 1 | 2 | 1 | - | - | 7 | | | 12 |
| | | 2015 | 2 | - | 4 | 1 | 4 | 1 | - | - | - | - | - | - | 12 | 71.4% | ▲ | 12 |
| | Domestic and Family - Level 1 | 2014 | 3 | - | - | 2 | - | 4 | - | 2 | 11 | - | - | - | 9 | | | 22 |
| | | 2015 | 1 | - | 2 | 2 | - | - | - | - | - | - | - | - | 5 | -44.4% | ▼ | 5 |
| | Domestic and Family - Lev | 2014 | - | - | - | - | - | - | - | - | - | - | - | 2 | 0 | | | 2 |
| | General Civil - Level 1 | 2014 | - | - | - | - | - | - | - | - | 1 | - | - | - | 0 | 0.0% | ↔ | 1 |
| | General Civil - Level 2 | 2014 | 3 | - | - | 2 | 2 | 2 | 5 | 2 | 4 | 1 | 1 | 5 | 9 | 0.0% | ↔ | 27 |
| | | 2015 | 1 | 1 | - | 3 | 2 | 4 | - | - | - | - | - | - | 11 | 22.2% | ▲ | 11 |
| | General Civil - Level 3 | 2014 | 2 | 1 | 1 | - | 1 | 1 | - | - | 1 | 1 | 1 | - | 6 | | | 9 |
| | | 2015 | 1 | 2 | - | 1 | - | 1 | - | - | - | - | - | - | 5 | -16.7% | ▼ | 5 |
| | Probates/Wills and Trusts - Level 1 | 2014 | - | - | - | - | - | 1 | - | - | - | - | - | - | 1 | | | 1 |
| | | 2015 | - | - | - | - | - | 1 | - | - | - | - | - | - | 1 | 0.0% | ↔ | 1 |
| | Probates/Wills and Trusts - Level 2 | 2014 | - | - | - | - | 1 | - | 2 | - | - | 1 | - | - | 1 | | | 4 |
| | | 2015 | - | 1 | - | - | - | - | - | - | - | - | - | - | 1 | 0.0% | ↔ | 1 |
| Criminal | Protective Orders | 2014 | - | - | - | - | - | - | - | 1 | - | - | - | - | 0 | | | 1 |
| | Uncontested Divorce | 2014 | 4 | 2 | 4 | 2 | - | 2 | 6 | 4 | 4 | 3 | 3 | 2 | 14 | 0.0% | ↔ | 36 |
| | | 2015 | 2 | 6 | 3 | 3 | 3 | 4 | - | - | - | - | - | - | 21 | 50.0% | ▲ | 21 |
| | Capital Murder | 2015 | - | - | - | - | - | 1 | - | - | - | - | - | - | 1 | | | 1 |
| | Misdemeanor | 2014 | 1 | 7 | 6 | 7 | - | 2 | - | 12 | - | 10 | 7 | 5 | 23 | | | 57 |
| | | 2015 | 2 | - | 3 | 4 | 3 | 5 | - | - | - | - | - | - | 17 | -26.1% | ▼ | 17 |
| Other | Non-Capital Felonies and Related Matters | 2014 | 27 | 22 | 26 | 68 | 24 | 55 | 3 | 18 | 53 | 23 | 59 | 6 | 222 | | | 384 |
| | | 2015 | 27 | 8 | 12 | 55 | 7 | 37 | - | - | - | - | - | - | 146 | -34.2% | ▼ | 146 |
| | Other Criminally Related Matters | 2014 | - | 3 | - | 1 | - | - | - | 1 | - | 4 | 1 | 1 | 4 | | | 11 |
| | | 2015 | - | - | - | 1 | - | - | - | - | - | - | - | - | 1 | -75.0% | ▼ | 1 |
| | Miscellaneous | 2014 | 29 | 24 | 40 | 30 | 18 | 21 | 21 | 20 | 27 | 24 | 23 | 15 | 162 | | | 292 |
| | | 2015 | 15 | 20 | 26 | 29 | 17 | 28 | - | - | - | - | - | - | 135 | -16.7% | ▼ | 135 |
| Other | Other | 2014 | 1 | - | - | - | - | - | - | 1 | - | 2 | 1 | - | 1 | | | 5 |
| | | 2015 | - | - | - | - | - | 1 | - | - | - | - | - | - | 1 | 0.0% | ↔ | 1 |

Court: Charlotte Circuit

Start/End Date: Jan-14 / Jun-15

2014 Average Month: 43

Jan-Jun 2014: 286

Filings Trending: Upward ▲

Circuit/Court ID: 10 210037

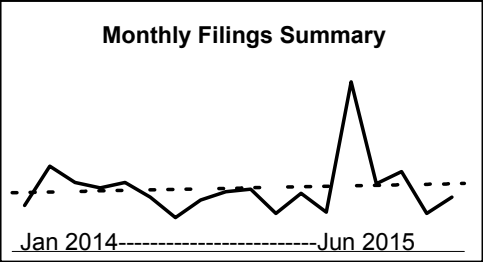
Type of Case: Filings

2015 Average Month:55

Jan-Jun 2015 : 331

Overall AVG. Month: 47

Monthly Filings Summary



January --- June Filings

286

2014

331

2015

| | Jan | Feb | Mar | Apr | May | Jun | Jul | Aug | Sep | Oct | Nov | Dec | Thru Jun | % Change | Trending | Total |
|------|-----|-----|-----|-----|-----|-----|-----|-----|-----|-----|-----|-----|----------|----------|----------|-------|
| 2014 | 34 | 63 | 51 | 47 | 51 | 40 | 25 | 38 | 44 | 46 | 28 | 43 | 286 | | | 510 |
| 2015 | 29 | 125 | 50 | 59 | 28 | 40 | - | - | - | - | - | - | 331 | 15.7% | ▲ | 331 |

| | | | Jan | Feb | Mar | Apr | May | <u>Jun</u> | Jul | Aug | Sep | Oct | Nov | Dec | Thru Jun | % Change | Trending | <u>Total</u> |
|----------------------------------|--|------|-----|-----|-----|-----|-----|------------|-----|-----|-----|-----|-----|-----|----------|----------|----------|--------------|
| Civil | Contested Divorce | 2014 | - | 2 | 1 | 1 | - | 3 | - | 2 | 1 | 2 | - | - | 7 | | | 12 |
| | | 2015 | - | 1 | 1 | 1 | 2 | 2 | - | - | - | - | - | - | 7 | 0.0% | ↔ | 7 |
| | Domestic and Family - Level 1 | 2014 | 1 | 4 | 4 | - | - | 4 | 2 | 2 | - | 1 | 3 | - | 13 | | | 21 |
| | | 2015 | - | 1 | 2 | - | - | 2 | - | - | - | - | - | - | 5 | -61.5% | ▼ | 5 |
| | Domestic and Family - Level 2 | 2014 | - | - | 1 | - | 3 | 1 | - | - | - | 1 | - | - | 5 | | | 6 |
| | | 2015 | - | - | 1 | 1 | 1 | - | - | - | - | - | - | - | 3 | -40.0% | ▼ | 3 |
| | General Civil - Level 2 | 2014 | - | 1 | 2 | - | 1 | - | - | 1 | - | - | 2 | - | 4 | | | 7 |
| | | 2015 | 2 | 2 | 5 | 4 | 2 | 1 | - | - | - | - | - | - | 16 | 300.0% | ▲ | 16 |
| | General Civil - Level 3 | 2014 | 1 | 2 | - | 6 | 2 | - | - | - | 8 | - | 1 | 1 | 11 | | | 21 |
| | | 2015 | 1 | 1 | 2 | 3 | - | 2 | - | - | - | - | - | - | 9 | -18.2% | ▼ | 9 |
| | Probates/Wills and Trusts - Level 2 | 2014 | 1 | - | - | - | - | - | 1 | - | - | - | - | 1 | 1 | | | 3 |
| | | 2015 | - | - | 1 | - | - | - | - | - | - | - | - | - | 1 | 0.0% | ↔ | 1 |
| Protective Orders | 2014 | 1 | 1 | - | - | - | - | - | 1 | - | - | - | 1 | 2 | | | 4 | |
| Uncontested Divorce | 2014 | - | 4 | 2 | 3 | 1 | 5 | 5 | 1 | 5 | - | - | 1 | 15 | | | 27 | |
| | 2015 | 3 | 3 | - | 3 | 1 | 3 | - | - | - | - | - | - | 13 | -13.3% | ▼ | 13 | |
| Criminal | Misdemeanor | 2014 | 3 | 2 | - | 2 | 1 | 2 | 2 | - | 1 | 2 | - | 3 | 10 | | | 18 |
| | | 2015 | - | 7 | 2 | 3 | 4 | 4 | - | - | - | - | - | - | 20 | 100.0% | ▲ | 20 |
| | Non-Capital Felonies and Related Matters | 2014 | 10 | 20 | 24 | 19 | 15 | 12 | 9 | 10 | 9 | 12 | 2 | 22 | 100 | | | 164 |
| | | 2015 | 4 | 86 | 8 | 17 | 4 | 9 | - | - | - | - | - | - | 128 | 28.0% | ▲ | 128 |
| Other Criminally Related Matters | 2014 | 2 | - | - | 2 | - | - | - | - | 2 | 2 | 1 | 1 | 4 | | | 10 | |
| | 2015 | - | - | 1 | 3 | 1 | - | - | - | - | - | - | - | 5 | 25.0% | ▲ | 5 | |
| Other | Miscellaneous | 2014 | 15 | 27 | 17 | 14 | 28 | 13 | 6 | 21 | 18 | 26 | 19 | 13 | 114 | | | 217 |
| | | 2015 | 19 | 24 | 26 | 23 | 13 | 17 | - | - | - | - | - | - | 122 | 7.0% | ▲ | 122 |
| | Other | 2015 | - | - | 1 | 1 | - | - | - | - | - | - | - | - | 2 | | | 2 |

Court: Cumberland Circuit

Start/End Date: Jan-14 / Jun-15

2014 Average Month: 45

Jan-Jun 2014: 290

Filings Trending: Downward ▼

Circuit/Court ID: 10 210049

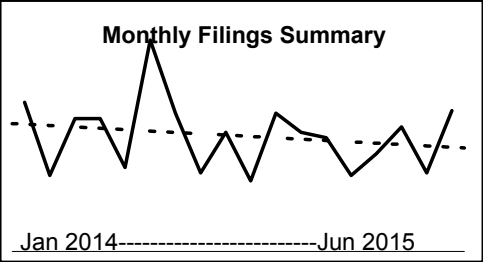
Type of Case: Filings

2015 Average Month:39

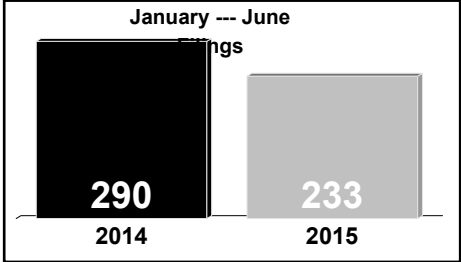
Jan-Jun 2015 : 233

Overall AVG. Month: 43

Monthly Filings Summary



January --- June Filings



| | Jan | Feb | Mar | Apr | May | <u>Jun</u> | Jul | Aug | Sep | Oct | Nov | Dec | Thru Jun | % Change | Trending | Total |
|------|-----|-----|-----|-----|-----|------------|-----|-----|-----|-----|-----|-----|----------|----------|----------|-------|
| 2014 | 55 | 28 | 49 | 49 | 31 | 78 | 51 | 29 | 44 | 26 | 51 | 44 | 290 | | | 535 |
| 2015 | 42 | 28 | 36 | 46 | 29 | 52 | - | - | - | - | - | - | 233 | -19.7% | ▼ | 233 |

| | | | Jan | Feb | Mar | Apr | May | <u>Jun</u> | Jul | Aug | Sep | Oct | Nov | Dec | Thru Jun | % Change | Trending | Total |
|----------|--|------|-----|-----|-----|-----|-----|------------|-----|-----|-----|-----|-----|-----|----------|----------|----------|-------|
| Civil | Administrative Law | 2014 | - | - | - | - | - | - | - | - | - | - | 1 | - | 0 | | | 1 |
| | Contested Divorce | 2014 | 4 | - | 1 | 2 | 1 | 1 | - | 1 | 1 | - | 1 | - | 9 | 0.0% | ↔ | 12 |
| | | 2015 | - | 1 | 2 | 1 | 1 | - | - | - | - | - | - | - | 5 | -44.4% | ▼ | 5 |
| | Domestic and Family - Level 1 | 2014 | - | - | - | 1 | 1 | - | 1 | - | 2 | 1 | - | - | 2 | | ▲ | 6 |
| | | 2015 | 1 | - | 1 | 2 | - | 2 | - | - | - | - | - | - | 6 | 200.0% | ▲ | 6 |
| | Domestic and Family - Level 2 | 2014 | - | - | - | - | 1 | - | - | - | 1 | - | - | - | 1 | | ↔ | 2 |
| | | 2015 | - | - | - | 1 | - | - | - | - | - | - | - | - | 1 | 0.0% | ↔ | 1 |
| | General Civil - Level 1 | 2014 | - | - | - | - | - | - | - | 1 | - | - | - | 1 | 0 | | | 2 |
| | General Civil - Level 2 | 2014 | 2 | 1 | 1 | 2 | - | - | 2 | 1 | 1 | 1 | 3 | 1 | 6 | 0.0% | ↔ | 15 |
| | | 2015 | - | 2 | - | 1 | 2 | 1 | - | - | - | - | - | - | 6 | 0.0% | ↔ | 6 |
| | General Civil - Level 3 | 2014 | - | - | 7 | - | 3 | 1 | 1 | - | - | - | - | - | 11 | | | 12 |
| | | 2015 | - | - | - | 1 | - | - | - | - | - | - | - | - | 1 | -90.9% | ▼ | 1 |
| | Probates/Wills and Trusts - Level 2 | 2014 | 2 | - | - | - | - | - | - | 1 | - | - | - | - | 2 | | | 3 |
| | | 2015 | - | 1 | - | - | - | - | - | - | - | - | - | - | 1 | -50.0% | ▼ | 1 |
| | Protective Orders | 2014 | - | 1 | - | 2 | - | - | - | - | - | - | - | - | 3 | | | 3 |
| | | 2015 | 1 | - | - | - | - | - | - | - | - | - | - | - | 1 | -66.7% | ▼ | 1 |
| Criminal | Uncontested Divorce | 2014 | 1 | 2 | 3 | 2 | 1 | - | 2 | 1 | 2 | - | 4 | 4 | 9 | | | 22 |
| | | 2015 | 1 | 2 | 1 | 1 | 2 | 1 | - | - | - | - | - | - | 8 | -11.1% | ▼ | 8 |
| | Misdemeanor | 2014 | 7 | 1 | 2 | 4 | 1 | 10 | 1 | 1 | 2 | 1 | 5 | 7 | 25 | | | 42 |
| | | 2015 | 8 | 6 | 6 | 3 | 3 | 6 | - | - | - | - | - | - | 32 | 28.0% | ▲ | 32 |
| Other | Non-Capital Felonies and Related Matters | 2014 | 16 | 4 | 10 | 14 | 8 | 46 | 34 | 5 | 18 | 5 | 22 | 11 | 98 | | | 193 |
| | | 2015 | 11 | 3 | 11 | 12 | 11 | 32 | - | - | - | - | - | - | 80 | -18.4% | ▼ | 80 |
| | Other Criminally Related Matters | 2014 | - | 4 | 1 | - | 1 | - | - | - | - | - | 1 | - | 6 | | | 7 |
| | | 2015 | 1 | 1 | - | 1 | 1 | - | - | - | - | - | - | - | 4 | -33.3% | ▼ | 4 |
| Other | Miscellaneous | 2014 | 23 | 15 | 24 | 22 | 14 | 19 | 10 | 18 | 17 | 18 | 14 | 20 | 117 | | | 214 |
| | | 2015 | 18 | 12 | 15 | 23 | 9 | 10 | - | - | - | - | - | - | 87 | -25.6% | ▼ | 87 |
| | Other | 2014 | - | - | - | - | - | 1 | - | - | - | - | - | - | 1 | | | 1 |
| | | 2015 | 1 | - | - | - | - | - | - | - | - | - | - | - | 1 | 0.0% | ↔ | 1 |

Court: Halifax Circuit

Start/End Date: Jan-14 / Jun-15

2014 Average Month: 189

Jan-Jun 2014: 1,149

Filings Trending: Steady ↔

Circuit/Court ID: 10 210083

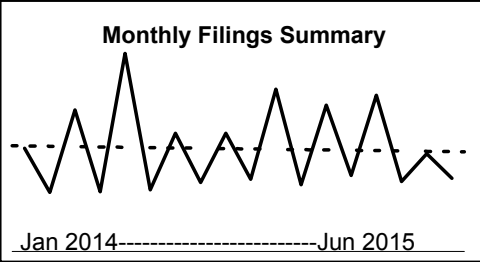
Type of Case: Filings

2015 Average Month:190

Jan-Jun 2015 : 1,142

Overall AVG. Month: 189

Monthly Filings Summary



January --- June Filings

1,149

2014

1,142

2015

| | Jan | Feb | Mar | Apr | May | <u>Jun</u> | Jul | Aug | Sep | Oct | Nov | Dec | Thru Jun | % Change | Trending | Total |
|------|-----|-----|-----|-----|-----|------------|-----|-----|-----|-----|-----|-----|----------|----------|----------|-------|
| 2014 | 190 | 109 | 261 | 110 | 365 | 114 | 218 | 127 | 218 | 133 | 299 | 123 | 1,149 | | | 2,267 |
| 2015 | 270 | 140 | 288 | 129 | 180 | 135 | - | - | - | - | - | - | 1,142 | -0.6% | ▼ | 1,142 |

| | | | Jan | Feb | Mar | Apr | May | <u>Jun</u> | Jul | Aug | Sep | Oct | Nov | Dec | Thru Jun | % Change | Trending | Total |
|----------|--|------|-----|-----|-----|-----|-----|------------|-----|-----|-----|-----|-----|-----|----------|----------|----------|-------|
| Civil | Administrative Law | 2014 | 1 | - | - | - | - | - | 1 | - | - | - | - | - | 1 | | | 2 |
| | | 2015 | - | - | 1 | - | - | - | - | - | - | - | - | - | 1 | 0.0% | ↔ | 1 |
| | Contested Divorce | 2014 | 1 | 2 | 6 | 5 | 3 | 4 | 6 | 4 | 3 | 5 | 3 | 3 | 21 | | | 45 |
| | | 2015 | 7 | 7 | 7 | 5 | 3 | 11 | - | - | - | - | - | - | 40 | 90.5% | ▲ | 40 |
| | Domestic and Family - Level 1 | 2014 | 2 | 1 | 1 | 3 | 2 | 4 | 3 | 2 | 6 | 2 | 2 | 4 | 13 | | | 32 |
| | | 2015 | 1 | 2 | 1 | 3 | 4 | 1 | - | - | - | - | - | - | 12 | -7.7% | ▼ | 12 |
| | Domestic and Family - Level 2 | 2014 | 1 | 1 | 1 | 1 | 1 | - | 2 | - | 1 | - | 1 | - | 5 | | | 9 |
| | | 2015 | - | - | 2 | 1 | - | - | - | - | - | - | - | - | 3 | -40.0% | ▼ | 3 |
| | General Civil - Level 1 | 2014 | - | - | - | - | - | - | - | - | 2 | 1 | 2 | - | 0 | | | 5 |
| | | 2015 | - | 3 | 1 | - | - | 1 | - | - | - | - | - | - | 5 | 0.0% | ↔ | 5 |
| | General Civil - Level 2 | 2014 | 6 | 2 | 6 | 1 | 5 | 7 | 4 | 1 | 5 | 5 | 4 | - | 27 | | | 46 |
| | | 2015 | 4 | 3 | 6 | 6 | 2 | 4 | - | - | - | - | - | - | 25 | -7.4% | ▼ | 25 |
| | General Civil - Level 3 | 2014 | - | 3 | 3 | 3 | 4 | 2 | 11 | 8 | 3 | 3 | - | 3 | 15 | | | 43 |
| | | 2015 | 2 | - | 5 | 6 | 6 | 3 | - | - | - | - | - | - | 22 | 46.7% | ▲ | 22 |
| | Probates/Wills and Trusts - Level 1 | 2014 | - | - | - | - | - | - | - | - | - | 1 | - | 1 | 0 | | | 2 |
| | | 2015 | - | 1 | - | - | - | - | - | - | - | - | - | - | 1 | 0.0% | ↔ | 1 |
| | Probates/Wills and Trusts - Level 2 | 2014 | - | 1 | - | 1 | 2 | 2 | 1 | 3 | 2 | 1 | - | 2 | 6 | | | 15 |
| | | 2015 | - | - | 2 | 1 | - | 1 | - | - | - | - | - | - | 4 | -33.3% | ▼ | 4 |
| | Protective Orders | 2014 | - | 2 | - | - | - | - | - | - | - | - | - | - | 2 | | | 2 |
| | Uncontested Divorce | 2014 | 5 | 11 | 14 | 7 | 10 | 6 | 12 | 10 | 16 | 12 | 20 | 8 | 53 | | | 131 |
| | | 2015 | 6 | 21 | 10 | 14 | 12 | 17 | - | - | - | - | - | - | 80 | 50.9% | ▲ | 80 |
| Criminal | Misdemeanor | 2014 | 33 | 6 | 38 | 8 | 49 | 21 | 34 | 18 | 41 | 13 | 42 | 22 | 155 | | | 325 |
| | | 2015 | 50 | 10 | 32 | 16 | 35 | 14 | - | - | - | - | - | - | 157 | 1.3% | ▲ | 157 |
| | Non-Capital Felonies and Related Matters | 2014 | 56 | 8 | 109 | 9 | 242 | 10 | 80 | 17 | 84 | 12 | 176 | 15 | 434 | | | 818 |
| | | 2015 | 117 | 15 | 93 | 20 | 77 | 14 | - | - | - | - | - | - | 336 | -22.6% | ▼ | 336 |
| | Other Criminally Related Matters | 2014 | 3 | 1 | 2 | - | - | 1 | 1 | 6 | 4 | - | 7 | 8 | 7 | | | 33 |
| Other | Miscellaneous | 2014 | 74 | 64 | 73 | 63 | 37 | 31 | 51 | 45 | 44 | 65 | 40 | 54 | 342 | | | 641 |
| | | 2015 | 77 | 69 | 124 | 56 | 38 | 64 | - | - | - | - | - | - | 428 | 25.1% | ▲ | 428 |
| | Other | 2014 | 8 | 7 | 8 | 9 | 10 | 26 | 12 | 13 | 7 | 13 | 2 | 3 | 68 | | | 118 |
| | | 2015 | 1 | 7 | 1 | - | - | - | - | - | - | - | - | - | 9 | -86.8% | ▼ | 9 |

Court: Lunenburg Circuit

Start/End Date: Jan-14 / Jun-15

2014 Average Month: 65

Jan-Jun 2014: 330

Filings Trending: Downward ▼

Circuit/Court ID: 10 210111


Type of Case: Filings

2015 Average Month:48

Jan-Jun 2015 : 290

Overall AVG. Month: 60

Monthly Filings Summary



Jan 2014-----Jun 2015

January --- June Filings

330

2014

290

2015

| | Jan | Feb | Mar | Apr | May | <u>Jun</u> | Jul | Aug | Sep | Oct | Nov | Dec | Thru Jun | % Change | Trending | Total |
|------|-----|-----|-----|-----|-----|------------|-----|-----|-----|-----|-----|-----|----------|----------|----------|-------|
| 2014 | 34 | 45 | 59 | 96 | 42 | 54 | 88 | 116 | 47 | 101 | 42 | 57 | 330 | | | 781 |
| 2015 | 40 | 95 | 45 | 45 | 32 | 33 | - | - | - | - | - | - | 290 | -12.1% | ▼ | 290 |

| | | | Jan | Feb | Mar | Apr | May | <u>Jun</u> | Jul | Aug | Sep | Oct | Nov | Dec | Thru Jun | % Change | Trending | Total |
|----------|--|------|-----|-----|-----|-----|-----|------------|-----|-----|-----|-----|-----|-----|----------|----------|----------|-------|
| Civil | Contested Divorce | 2014 | - | - | 4 | 3 | - | - | - | 4 | - | 1 | - | 1 | 7 | | | 13 |
| | | 2015 | - | - | 1 | 1 | 1 | - | - | - | - | - | - | - | 3 | -57.1% | ▼ | 3 |
| | Domestic and Family - Lev | 2014 | - | 3 | - | - | - | - | - | - | - | - | - | - | 3 | | | 3 |
| | Domestic and Family - Level 2 | 2014 | - | - | 4 | 5 | - | - | 3 | 1 | - | 2 | 1 | 3 | 9 | | | 19 |
| | | 2015 | - | 2 | - | - | 1 | - | - | - | - | - | - | - | 3 | -66.7% | ▼ | 3 |
| | General Civil - Level 1 | 2014 | - | - | - | - | - | - | 1 | - | - | - | - | 1 | 0 | | | 2 |
| | General Civil - Level 2 | 2014 | 1 | 2 | 1 | 2 | 2 | 1 | 10 | 1 | 2 | - | 3 | 5 | 9 | 0.0% | ↔ | 30 |
| | | 2015 | - | 1 | - | - | 2 | 1 | - | - | - | - | - | - | 4 | -55.6% | ▼ | 4 |
| | General Civil - Level 3 | 2014 | - | 3 | 1 | 2 | 2 | 1 | 6 | - | - | - | 1 | 3 | 9 | | | 19 |
| | | 2015 | - | - | 2 | - | - | 1 | - | - | - | - | - | - | 3 | -66.7% | ▼ | 3 |
| Criminal | Uncontested Divorce | 2014 | - | - | 3 | 4 | 3 | 5 | 3 | 1 | 1 | 6 | - | 3 | 15 | | | 29 |
| | | 2015 | 1 | 6 | 1 | 4 | 1 | 1 | - | - | - | - | - | - | 14 | -6.7% | ▼ | 14 |
| | Misdemeanor | 2014 | 1 | 2 | 2 | 1 | 5 | 3 | 2 | 7 | 2 | 5 | 3 | 2 | 14 | | | 35 |
| | | 2015 | - | 1 | 3 | 3 | 2 | 3 | - | - | - | - | - | - | 12 | -14.3% | ▼ | 12 |
| | Non-Capital Felonies and Related Matters | 2014 | 14 | 9 | 16 | 57 | 17 | 34 | 46 | 80 | 16 | 50 | 9 | 12 | 147 | | | 360 |
| | | 2015 | 10 | 63 | 21 | 25 | 11 | 12 | - | - | - | - | - | - | 142 | -3.4% | ▼ | 142 |
| | Other Criminally Related Matters | 2014 | - | - | 1 | - | - | - | 2 | 1 | 12 | - | - | 1 | 1 | | | 17 |
| | | 2015 | - | - | - | - | - | 1 | - | - | - | - | - | - | 1 | 0.0% | ↔ | 1 |
| Oth | Miscellaneous | 2014 | 18 | 26 | 27 | 22 | 13 | 10 | 15 | 21 | 14 | 37 | 25 | 26 | 116 | | | 254 |
| | | 2015 | 29 | 22 | 17 | 12 | 14 | 14 | - | - | - | - | - | - | 108 | -6.9% | ▼ | 108 |

Court: Mecklenburg Circuit

Start/End Date: Jan-14 / Jun-15

2014 Average Month: 210

Jan-Jun 2014: 1,380

Filings Trending: Steady ↔

Circuit/Court ID: 10 210117

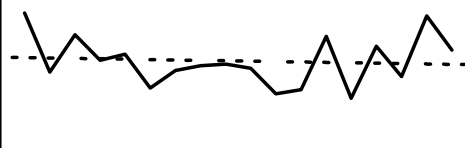
Type of Case: Filings

2015 Average Month:230

Jan-Jun 2015 : 1,379

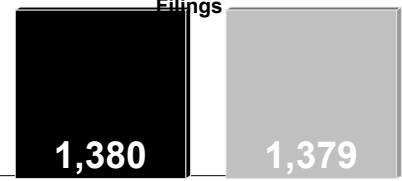
Overall AVG. Month: 217

Monthly Filings Summary



Jan 2014-----Jun 2015

January --- June Filings



1,380 1,379

2014 2015

| | | | Jan | Feb | Mar | Apr | May | Jun | Jul | Aug | Sep | Oct | Nov | Dec | Thru Jun | % Change | Trending | Total |
|------|--|--|-----|-----|-----|-----|-----|-----|-----|-----|-----|-----|-----|-----|----------|----------|----------|-------|
| 2014 | | | 305 | 196 | 265 | 218 | 229 | 167 | 199 | 208 | 211 | 203 | 156 | 164 | 1,380 | | | 2,521 |
| 2015 | | | 262 | 148 | 244 | 188 | 300 | 237 | - | - | - | - | - | - | 1,379 | -0.1% | ▼ | 1,379 |

| | | | Jan | Feb | Mar | Apr | May | Jun | Jul | Aug | Sep | Oct | Nov | Dec | Thru Jun | % Change | Trending | Total |
|----------|--|------|-----|-----|-----|-----|-----|-----|-----|-----|-----|-----|-----|-----|----------|----------|----------|-------|
| Civil | Administrative Law | 2014 | - | - | - | 1 | - | - | - | - | - | - | - | - | 1 | | | 1 |
| | Contested Divorce | 2014 | - | 8 | 2 | 5 | 3 | 3 | 2 | 2 | 2 | 3 | 4 | 2 | 21 | | | 36 |
| | | 2015 | 4 | 4 | 6 | 4 | 4 | 4 | - | - | - | - | - | - | 26 | 23.8% | ▲ | 26 |
| | Domestic and Family - Level 1 | 2014 | 3 | 5 | 2 | 6 | 2 | 1 | 1 | 7 | 5 | 4 | - | 5 | 19 | | | 41 |
| | | 2015 | 3 | 4 | 2 | - | 9 | 7 | - | - | - | - | - | - | 25 | 31.6% | ▲ | 25 |
| | Domestic and Family - Level 2 | 2014 | - | - | - | - | 1 | - | 1 | 1 | - | - | 2 | 1 | 1 | | | 6 |
| | | 2015 | - | - | - | - | 1 | 1 | - | - | - | - | - | - | 2 | 100.0% | ▲ | 2 |
| | General Civil - Level 1 | 2014 | - | 1 | 2 | - | 1 | 1 | - | - | - | - | - | - | 5 | | | 5 |
| | | 2015 | - | 1 | 1 | 1 | - | - | - | - | - | - | - | - | 3 | -40.0% | ▼ | 3 |
| | General Civil - Level 2 | 2014 | 4 | 3 | 1 | 4 | - | 6 | 5 | 1 | 4 | 2 | 2 | 7 | 18 | | | 39 |
| | | 2015 | 1 | 1 | 2 | 5 | 4 | 3 | - | - | - | - | - | - | 16 | -11.1% | ▼ | 16 |
| | General Civil - Level 3 | 2014 | 5 | 3 | 1 | 2 | - | 1 | 1 | 2 | 33 | 7 | 1 | 4 | 12 | | | 60 |
| | | 2015 | - | 1 | 5 | 1 | 5 | 4 | - | - | - | - | - | - | 16 | 33.3% | ▲ | 16 |
| | Probates/Wills and Trusts | 2014 | - | - | - | - | - | - | - | - | 1 | - | - | - | 0 | | | 1 |
| | Probates/Wills and Trusts - Level 2 | 2014 | - | - | 3 | 1 | - | 1 | - | 1 | - | 1 | 2 | 1 | 5 | 0.0% | ↔ | 10 |
| Criminal | | 2015 | 1 | - | 2 | - | 1 | - | - | - | - | - | - | - | 4 | -20.0% | ▼ | 4 |
| | Uncontested Divorce | 2014 | 7 | 5 | 16 | 10 | 11 | 13 | 10 | 9 | 6 | 5 | 8 | 8 | 62 | | | 108 |
| | | 2015 | 10 | 13 | 12 | 9 | 11 | 6 | - | - | - | - | - | - | 61 | -1.6% | ▼ | 61 |
| | Capital Murder | 2014 | - | - | - | - | - | - | - | - | - | - | - | 1 | 0 | | | 1 |
| | | 2015 | - | - | - | - | - | 1 | - | - | - | - | - | - | 1 | 0.0% | ↔ | 1 |
| | Misdemeanor | 2014 | 24 | 10 | 34 | 19 | 15 | 16 | 11 | 37 | 21 | 22 | 17 | 17 | 118 | | | 243 |
| Other | | 2015 | 18 | 6 | 28 | 15 | 33 | 24 | - | - | - | - | - | - | 124 | 5.1% | ▲ | 124 |
| | Non-Capital Felonies and Related Matters | 2014 | 199 | 110 | 154 | 118 | 149 | 84 | 124 | 107 | 88 | 102 | 71 | 73 | 814 | | | 1,379 |
| | | 2015 | 153 | 59 | 122 | 108 | 178 | 136 | - | - | - | - | - | - | 756 | -7.1% | ▼ | 756 |
| | Other Criminally Related Matters | 2014 | 7 | - | - | 2 | 3 | 2 | 7 | 1 | 3 | 2 | 4 | 4 | 14 | | | 35 |
| | | 2015 | 4 | 1 | 2 | 1 | 2 | 9 | - | - | - | - | - | - | 19 | 35.7% | ▲ | 19 |
| | Miscellaneous | 2014 | 54 | 49 | 46 | 47 | 42 | 34 | 33 | 37 | 48 | 48 | 43 | 41 | 272 | | | 522 |
| | | 2015 | 66 | 56 | 60 | 44 | 51 | 41 | - | - | - | - | - | - | 318 | 16.9% | ▲ | 318 |
| | Other | 2014 | 2 | 2 | 4 | 3 | 2 | 5 | 4 | 3 | - | 7 | 2 | - | 18 | | | 34 |
| | | 2015 | 2 | 2 | 2 | - | 1 | 1 | - | - | - | - | - | - | 8 | -55.6% | ▼ | 8 |

Court: Prince Edward Circuit

Start/End Date: Jan-14 / Jun-15

2014 Average Month: 149

Jan-Jun 2014: 1,036

Filings Trending: Downward ▼

Circuit/Court ID: 10 210147

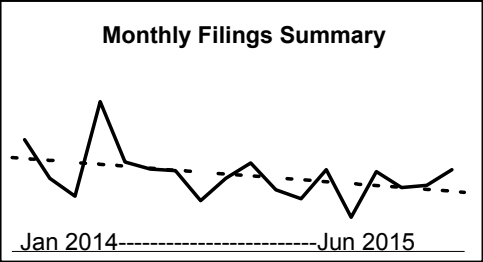
Type of Case: Filings

2015 Average Month:125

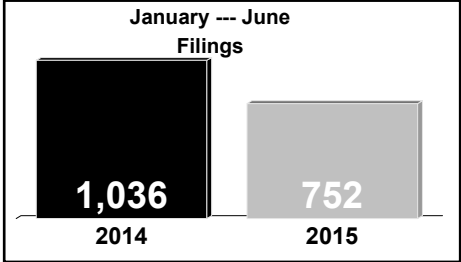
Jan-Jun 2015 : 752

Overall AVG. Month: 141

Monthly Filings Summary



January --- June Filings



| | Jan | Feb | Mar | Apr | May | <u>Jun</u> | Jul | Aug | Sep | Oct | Nov | Dec | Thru Jun | % Change | Trending | Total |
|------|-----|-----|-----|-----|-----|------------|-----|-----|-----|-----|-----|-----|----------|----------|----------|-------|
| 2014 | 206 | 135 | 102 | 276 | 165 | 152 | 149 | 94 | 135 | 163 | 114 | 97 | 1,036 | | | 1,788 |
| 2015 | 151 | 63 | 147 | 118 | 122 | 151 | - | - | - | - | - | - | 752 | -27.4% | ▼ | 752 |

| | | | Jan | Feb | Mar | Apr | May | <u>Jun</u> | Jul | Aug | Sep | Oct | Nov | Dec | Thru Jun | % Change | Trending | Total |
|----------|--|------|-----|-----|-----|-----|-----|------------|-----|-----|-----|-----|-----|-----|----------|----------|----------|-------|
| Civil | Administrative Law | 2015 | - | - | 1 | - | - | - | - | - | - | - | - | - | 1 | | | 1 |
| | Contested Divorce | 2014 | 5 | 6 | - | 1 | 2 | - | 4 | 2 | - | 1 | - | 2 | 14 | | | 23 |
| | | 2015 | 6 | 1 | 1 | 1 | - | 4 | - | - | - | - | - | - | 13 | -7.1% | ▼ | 13 |
| | Domestic and Family - Level 1 | 2014 | - | 4 | - | - | 1 | 3 | 2 | 3 | 1 | - | 7 | 3 | 8 | | | 24 |
| | | 2015 | - | - | 1 | - | - | 2 | - | - | - | - | - | - | 3 | -62.5% | ▼ | 3 |
| | Domestic and Family - Level 2 | 2014 | 1 | 1 | - | - | - | - | - | - | - | 1 | - | - | 2 | | | 3 |
| | | 2015 | - | - | - | - | 1 | - | - | - | - | - | - | - | 1 | -50.0% | ▼ | 1 |
| | General Civil - Level 1 | 2014 | 1 | - | - | - | - | - | - | - | - | - | 1 | 1 | 1 | | | 3 |
| | | 2015 | - | - | - | - | - | 1 | - | - | - | - | - | - | 1 | 0.0% | ↔ | 1 |
| | General Civil - Level 2 | 2014 | 2 | 2 | 1 | 3 | 3 | 5 | 3 | 1 | 3 | 3 | 4 | 2 | 16 | | | 32 |
| | | 2015 | 2 | 2 | 2 | 1 | 4 | 6 | - | - | - | - | - | - | 17 | 6.3% | ▲ | 17 |
| | General Civil - Level 3 | 2014 | 2 | 5 | - | 1 | 1 | 3 | 2 | 1 | - | 2 | - | - | 12 | | | 17 |
| | | 2015 | - | 2 | 1 | - | 3 | - | - | - | - | - | - | - | 6 | -50.0% | ▼ | 6 |
| | Probates/Wills and Trusts - Level 2 | 2014 | 2 | - | 1 | - | 2 | 1 | 1 | - | 1 | 3 | - | - | 6 | | | 11 |
| | | 2015 | - | - | 3 | 1 | 1 | 1 | - | - | - | - | - | - | 6 | 0.0% | ↔ | 6 |
| Criminal | Protective Orders | 2014 | - | 1 | - | - | - | - | - | - | - | - | - | - | 1 | | | 1 |
| | Uncontested Divorce | 2014 | 6 | 2 | 6 | 6 | 2 | 4 | 4 | 2 | 3 | 2 | 6 | 3 | 26 | | | 46 |
| | | 2015 | 2 | 2 | 8 | 5 | 4 | 8 | - | - | - | - | - | - | 29 | 11.5% | ▲ | 29 |
| | Misdemeanor | 2014 | 10 | 4 | 8 | 95 | 34 | 28 | 13 | 15 | 14 | 26 | 13 | 14 | 179 | | | 274 |
| | | 2015 | 26 | 4 | 23 | 12 | 13 | 21 | - | - | - | - | - | - | 99 | -44.7% | ▼ | 99 |
| Other | Non-Capital Felonies and Related Matters | 2014 | 134 | 75 | 53 | 142 | 89 | 83 | 93 | 43 | 83 | 91 | 53 | 26 | 576 | | | 965 |
| | | 2015 | 70 | 30 | 65 | 73 | 65 | 75 | - | - | - | - | - | - | 378 | -34.4% | ▼ | 378 |
| | Other Criminally Related Matters | 2014 | 3 | - | 2 | 3 | 2 | 2 | 1 | 1 | 2 | - | 2 | 1 | 12 | | | 19 |
| Other | | 2015 | 2 | - | 2 | 1 | 1 | 2 | - | - | - | - | - | - | 8 | -33.3% | ▼ | 8 |
| | Miscellaneous | 2014 | 40 | 34 | 31 | 24 | 29 | 23 | 25 | 26 | 28 | 34 | 28 | 45 | 181 | | | 367 |
| | | 2015 | 43 | 22 | 40 | 24 | 30 | 31 | - | - | - | - | - | - | 190 | 5.0% | ▲ | 190 |
| Other | | 2014 | - | 1 | - | 1 | - | - | 1 | - | - | - | - | - | 2 | | | 3 |
| | Other | 2014 | - | 1 | - | 1 | - | - | 1 | - | - | - | - | - | 2 | | | 3 |

Court: Amelia Circuit

Start/End Date: Jan-14 / Jun-15

2014 Average Month: 64

Jan-Jun 2014: 364

Filings Trending: Steady ↔

Circuit/Court ID: 11 211007


Type of Case: Filings

2015 Average Month: 62

Jan-Jun 2015 : 370

Overall AVG. Month: 63

Monthly Filings Summary



Jan 2014-----Jun 2015

January --- June Filings

364

2014

370

2015

| | Jan | Feb | Mar | Apr | May | <u>Jun</u> | Jul | Aug | Sep | Oct | Nov | Dec | Thru Jun | % Change | Trending | Total |
|------|-----|-----|-----|-----|-----|------------|-----|-----|-----|-----|-----|-----|----------|----------|----------|-------|
| 2014 | 48 | 93 | 75 | 48 | 40 | 60 | 56 | 101 | 65 | 59 | 51 | 67 | 364 | | | 763 |
| 2015 | 69 | 46 | 86 | 68 | 37 | 64 | - | - | - | - | - | - | 370 | 1.6% | ▲ | 370 |

| | | | Jan | Feb | Mar | Apr | May | <u>Jun</u> | Jul | Aug | Sep | Oct | Nov | Dec | Thru Jun | % Change | Trending | Total |
|----------|--|------|-----|-----|-----|-----|-----|------------|-----|-----|-----|-----|-----|-----|----------|----------|----------|-------|
| Civil | Contested Divorce | 2014 | 1 | 2 | 3 | 3 | - | 2 | 2 | 1 | 1 | 4 | - | - | 11 | | | 19 |
| | | 2015 | 1 | 2 | 2 | 2 | - | - | - | - | - | - | - | - | 7 | -36.4% | ▼ | 7 |
| | Domestic and Family - Level 1 | 2014 | - | - | - | - | - | 2 | 3 | - | 5 | 2 | 1 | - | 2 | | | 13 |
| | | 2015 | 1 | 2 | 5 | 2 | 1 | - | - | - | - | - | - | - | 11 | 450.0% | ▲ | 11 |
| | Domestic and Family - Level 2 | 2014 | - | - | - | - | - | - | - | - | - | - | 1 | - | 0 | | | 1 |
| | | 2015 | 1 | - | 1 | - | - | 2 | - | - | - | - | - | - | 4 | 0.0% | ↔ | 4 |
| | General Civil - Level 2 | 2014 | - | 4 | - | 3 | - | 2 | 1 | 3 | 4 | 1 | 1 | 1 | 9 | | | 20 |
| | | 2015 | 3 | 1 | 2 | 2 | - | 1 | - | - | - | - | - | - | 9 | 0.0% | ↔ | 9 |
| | General Civil - Level 3 | 2014 | 1 | 2 | 1 | 4 | 1 | 1 | 13 | 2 | 3 | 1 | - | 1 | 10 | | | 30 |
| | | 2015 | 2 | 1 | - | 1 | 1 | 1 | - | - | - | - | - | - | 6 | -40.0% | ▼ | 6 |
| Criminal | Probates/Wills and Trusts - Level 2 | 2014 | - | - | - | - | - | - | - | 2 | - | - | - | - | 0 | | | 2 |
| | | 2015 | - | - | 1 | - | - | 1 | - | - | - | - | - | - | 2 | 0.0% | ↔ | 2 |
| | Uncontested Divorce | 2014 | 2 | 4 | 4 | 3 | 1 | 3 | 2 | 1 | 3 | 4 | 2 | 1 | 17 | | | 30 |
| | | 2015 | - | 3 | 2 | - | 1 | 4 | - | - | - | - | - | - | 10 | -41.2% | ▼ | 10 |
| | Misdemeanor | 2014 | 6 | 1 | 10 | 3 | 5 | 5 | - | 3 | 12 | 3 | 4 | 2 | 30 | | | 54 |
| | | 2015 | 8 | 2 | 2 | 8 | 8 | 5 | - | - | - | - | - | - | 33 | 10.0% | ▲ | 33 |
| | Non-Capital Felonies and Related Matters | 2014 | 10 | 41 | 5 | 8 | 5 | 23 | 5 | 53 | 11 | 14 | 11 | 29 | 92 | | | 215 |
| | | 2015 | 3 | 10 | 36 | 31 | 8 | 10 | - | - | - | - | - | - | 98 | 6.5% | ▲ | 98 |
| | Other Criminally Related Matters | 2014 | 1 | 4 | 3 | 1 | 2 | - | 2 | 2 | 2 | 3 | 1 | 1 | 11 | | | 22 |
| | | 2015 | 1 | - | 3 | - | 2 | 4 | - | - | - | - | - | - | 10 | -9.1% | ▼ | 10 |
| Other | Miscellaneous | 2014 | 26 | 35 | 49 | 23 | 24 | 21 | 28 | 33 | 24 | 26 | 30 | 29 | 178 | | | 348 |
| | | 2015 | 47 | 23 | 32 | 22 | 15 | 30 | - | - | - | - | - | - | 169 | -5.1% | ▼ | 169 |
| | Other | 2014 | 1 | - | - | - | 2 | 1 | - | 1 | - | 1 | - | 3 | 4 | | | 9 |
| | | 2015 | 2 | 2 | - | - | 1 | 6 | - | - | - | - | - | - | 11 | 175.0% | ▲ | 11 |

Court: Dinwiddie Circuit

Start/End Date: Jan-14 / Jun-15

2014 Average Month: 141

Jan-Jun 2014: 871

Filings Trending: Steady ↔

Circuit/Court ID: 11 211053

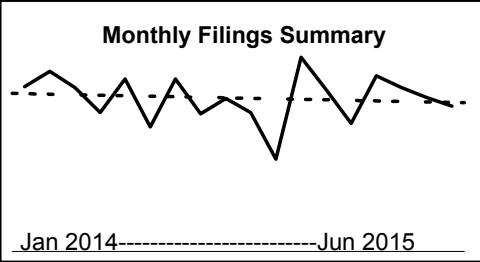
Type of Case: Filings

2015 Average Month:143

Jan-Jun 2015 : 856

Overall AVG. Month: 141

Monthly Filings Summary



January --- June Filings

871

2014

856

2015

| | | | Jan | Feb | Mar | Apr | May | Jun | Jul | Aug | Sep | Oct | Nov | Dec | Thru Jun | % Change | Trending | Total |
|------|--|--|-----|-----|-----|-----|-----|-----|-----|-----|-----|-----|-----|-----|----------|----------|----------|-------|
| 2014 | | | 152 | 166 | 151 | 128 | 159 | 115 | 159 | 127 | 141 | 128 | 85 | 179 | 871 | | | 1,690 |
| 2015 | | | 149 | 118 | 162 | 151 | 142 | 134 | - | - | - | - | - | - | 856 | -1.7% | ▼ | 856 |

| | | | Jan | Feb | Mar | Apr | May | Jun | Jul | Aug | Sep | Oct | Nov | Dec | Thru Jun | % Change | Trending | Total |
|----------|--|------|-----|-----|-----|-----|-----|-----|-----|-----|-----|-----|-----|-----|----------|----------|----------|-------|
| Civil | Administrative Law | 2014 | - | - | - | - | - | 1 | - | - | - | - | - | - | 1 | | | 1 |
| | | 2015 | 1 | - | - | 1 | - | 1 | - | - | - | - | - | - | 3 | 200.0% | ▲ | 3 |
| | Contested Divorce | 2014 | - | 2 | 5 | 3 | 7 | 3 | 5 | 2 | 2 | 1 | 1 | 4 | 20 | | | 35 |
| | | 2015 | 3 | 4 | 2 | 3 | 5 | 5 | - | - | - | - | - | - | 22 | 10.0% | ▲ | 22 |
| | Domestic and Family - Level 1 | 2014 | 4 | 2 | 4 | 3 | 6 | 5 | 8 | 4 | 4 | 7 | 3 | 1 | 24 | | | 51 |
| | | 2015 | - | 2 | 7 | 2 | 5 | 4 | - | - | - | - | - | - | 20 | -16.7% | ▼ | 20 |
| | Domestic and Family - Level 2 | 2014 | 6 | 4 | - | 2 | 1 | 2 | 2 | - | 1 | 3 | - | - | 15 | | | 21 |
| | | 2015 | 2 | 1 | 4 | - | - | 3 | - | - | - | - | - | - | 10 | -33.3% | ▼ | 10 |
| | General Civil - Level 2 | 2014 | 6 | 1 | 3 | 10 | 9 | 3 | 1 | 2 | 2 | 3 | 4 | 4 | 32 | | | 48 |
| | | 2015 | 2 | - | 7 | 2 | 2 | 7 | - | - | - | - | - | - | 20 | -37.5% | ▼ | 20 |
| | General Civil - Level 3 | 2014 | 3 | 2 | 5 | 3 | 4 | 1 | 3 | 7 | 5 | 3 | 2 | 35 | 18 | | | 73 |
| | | 2015 | 7 | 4 | 4 | 4 | 12 | 6 | - | - | - | - | - | - | 37 | 105.6% | ▲ | 37 |
| | Probates/Wills and Trusts | 2014 | - | - | - | - | - | - | 1 | - | - | - | - | 1 | 0 | | | 2 |
| | Probates/Wills and Trusts - Level 2 | 2014 | 1 | 2 | 2 | 1 | - | 1 | 2 | - | - | 1 | 1 | - | 7 | 0.0% | ↔ | 11 |
| | | 2015 | 1 | - | - | - | 1 | - | - | - | - | - | - | - | 2 | -71.4% | ▼ | 2 |
| Criminal | Uncontested Divorce | 2014 | 3 | 10 | 8 | 7 | 8 | 5 | 9 | 6 | 4 | 4 | 7 | 6 | 41 | | | 77 |
| | | 2015 | 8 | - | 4 | 6 | 9 | 5 | - | - | - | - | - | - | 32 | -22.0% | ▼ | 32 |
| | Capital Murder | 2015 | - | 1 | - | - | - | - | - | - | - | - | - | - | 1 | | | 1 |
| | | 2014 | 16 | 19 | 20 | 11 | 20 | 25 | 20 | 10 | 24 | 12 | 16 | 18 | 111 | | | 211 |
| | Misdemeanor | 2015 | 25 | 10 | 16 | 23 | 25 | 21 | - | - | - | - | - | - | 120 | 8.1% | ▲ | 120 |
| | | 2014 | 43 | 47 | 38 | 29 | 59 | 28 | 66 | 43 | 37 | 46 | 15 | 39 | 244 | | | 490 |
| | Non-Capital Felonies and Related Matters | 2015 | 36 | 30 | 52 | 53 | 31 | 27 | - | - | - | - | - | - | 229 | -6.1% | ▼ | 229 |
| | | 2014 | 7 | 8 | 2 | 11 | 8 | 9 | 3 | 7 | 8 | - | 5 | 5 | 45 | | | 73 |
| | Other Criminally Related Matters | 2015 | 5 | 4 | 4 | 8 | 5 | 4 | - | - | - | - | - | - | 30 | -33.3% | ▼ | 30 |
| | | 2014 | 63 | 69 | 64 | 48 | 35 | 32 | 39 | 44 | 54 | 48 | 31 | 65 | 311 | | | 592 |
| | Miscellaneous | 2015 | 58 | 61 | 62 | 49 | 47 | 51 | - | - | - | - | - | - | 328 | 5.5% | ▲ | 328 |
| | | 2014 | - | - | - | - | 2 | - | - | 2 | - | - | - | 1 | 2 | | | 5 |
| | Other | 2015 | 1 | 1 | - | - | - | - | - | - | - | - | - | - | 2 | 0.0% | ↔ | 2 |

Court: Nottoway Circuit

Start/End Date: Jan-14 / Jun-15

2014 Average Month: 72

Jan-Jun 2014: 411

Filings Trending: Downward ▼

Circuit/Court ID: 11 211135

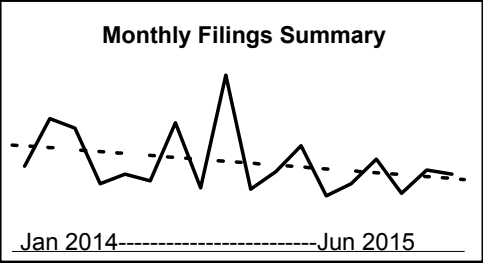
Type of Case: Filings

2015 Average Month:53

Jan-Jun 2015 : 319

Overall AVG. Month: 66

Monthly Filings Summary



January --- June Filings

411

2014

319

2015

| | Jan | Feb | Mar | Apr | May | <u>Jun</u> | Jul | Aug | Sep | Oct | Nov | Dec | Thru Jun | % Change | Trending | Total |
|------|-----|-----|-----|-----|-----|------------|-----|-----|-----|-----|-----|-----|----------|----------|----------|-------|
| 2014 | 63 | 98 | 91 | 50 | 57 | 52 | 95 | 47 | 130 | 46 | 59 | 78 | 411 | | | 866 |
| 2015 | 41 | 50 | 68 | 43 | 60 | 57 | - | - | - | - | - | - | 319 | -22.4% | ▼ | 319 |

| | | | Jan | Feb | Mar | Apr | May | <u>Jun</u> | Jul | Aug | Sep | Oct | Nov | Dec | Thru Jun | % Change | Trending | Total |
|----------|--|------|-----|-----|-----|-----|-----|------------|-----|-----|-----|-----|-----|-----|----------|----------|----------|-------|
| Civil | Administrative Law | 2014 | - | - | - | - | - | - | - | - | - | 1 | - | - | 0 | | | 1 |
| | Contested Divorce | 2014 | 2 | - | 2 | 1 | - | 2 | - | 1 | - | 1 | 1 | - | 7 | 0.0% | ↔ | 10 |
| | | 2015 | 1 | - | 2 | 1 | 1 | 1 | - | - | - | - | - | - | 6 | -14.3% | ▼ | 6 |
| | Domestic and Family - Level 1 | 2014 | 1 | 2 | 1 | 1 | - | 1 | 2 | 1 | 1 | - | - | 2 | 6 | | ▲ | 12 |
| | | 2015 | 1 | 2 | - | 3 | 2 | 2 | - | - | - | - | - | - | 10 | 66.7% | ▲ | 10 |
| | Domestic and Family - Level 2 | 2014 | - | - | - | - | 1 | - | - | - | 1 | - | 4 | - | 1 | | | 6 |
| | | 2015 | - | 1 | - | - | - | - | - | - | - | - | - | - | 1 | 0.0% | ↔ | 1 |
| | General Civil - Level 1 | 2014 | - | - | 2 | - | - | - | - | - | - | - | - | - | 2 | | | 2 |
| | General Civil - Level 2 | 2014 | 2 | 3 | 6 | - | 2 | 7 | - | - | 3 | 2 | 2 | 3 | 20 | | | 30 |
| | | 2015 | 3 | 2 | - | 5 | 2 | 3 | - | - | - | - | - | - | 15 | -25.0% | ▼ | 15 |
| | General Civil - Level 3 | 2014 | 3 | - | 3 | - | 3 | 12 | 7 | 5 | 3 | 1 | 1 | 1 | 21 | | | 39 |
| | | 2015 | 1 | 3 | 4 | 1 | - | 1 | - | - | - | - | - | - | 10 | -52.4% | ▼ | 10 |
| Criminal | Probates/Wills and Trusts | 2014 | - | - | - | 1 | - | - | - | 1 | - | - | - | - | 1 | | | 2 |
| | Uncontested Divorce | 2014 | 3 | 3 | 2 | 3 | 7 | - | 4 | 2 | 4 | 2 | 1 | 2 | 18 | | | 33 |
| | | 2015 | 3 | 4 | 5 | 4 | 3 | 3 | - | - | - | - | - | - | 22 | 22.2% | ▲ | 22 |
| | Misdemeanor | 2014 | 4 | 9 | 18 | 5 | 11 | 8 | 11 | 5 | 8 | 3 | 9 | 5 | 55 | | | 96 |
| | | 2015 | 2 | 4 | 3 | 1 | 2 | 4 | - | - | - | - | - | - | 16 | -70.9% | ▼ | 16 |
| | Non-Capital Felonies and Related Matters | 2014 | 24 | 31 | 15 | 10 | 21 | 9 | 44 | 8 | 87 | 6 | 21 | 53 | 110 | | | 329 |
| Other | | 2015 | 7 | 15 | 9 | 11 | 29 | 8 | - | - | - | - | - | - | 79 | -28.2% | ▼ | 79 |
| | Other Criminally Related Matters | 2014 | - | 6 | 2 | 2 | - | 2 | 1 | 2 | 2 | 2 | 4 | - | 12 | | | 23 |
| | | 2015 | - | 5 | 1 | 1 | 2 | 3 | - | - | - | - | - | - | 12 | 0.0% | ↔ | 12 |
| | Miscellaneous | 2014 | 22 | 44 | 39 | 26 | 11 | 11 | 24 | 21 | 19 | 25 | 16 | 11 | 153 | | | 269 |
| | | 2015 | 23 | 13 | 43 | 15 | 16 | 32 | - | - | - | - | - | - | 142 | -7.2% | ▼ | 142 |
| | Other | 2014 | 2 | - | 1 | 1 | 1 | - | 2 | 1 | 2 | 3 | - | 1 | 5 | | | 14 |
| | | 2015 | - | 1 | 1 | 1 | 3 | - | - | - | - | - | - | - | 6 | 20.0% | ▲ | 6 |

Court: Powhatan Circuit

Start/End Date: Jan-14 / Jun-15

2014 Average Month: 118

Jan-Jun 2014: 712

Filings Trending: Downward ▼

Circuit/Court ID: 11 211145

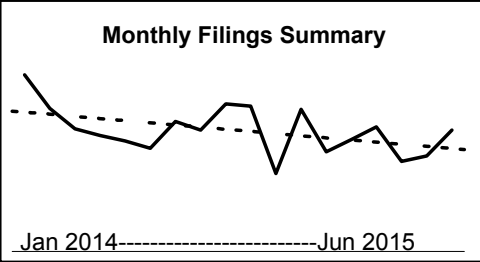
Type of Case: Filings

2015 Average Month:99

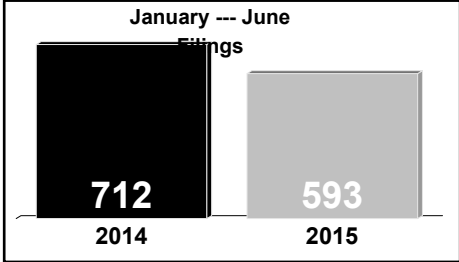
Jan-Jun 2015 : 593

Overall AVG. Month: 112

Monthly Filings Summary



January --- June Filings



| | Jan | Feb | Mar | Apr | May | <u>Jun</u> | Jul | Aug | Sep | Oct | Nov | Dec | Thru Jun | % Change | Trending | Total |
|------|-----|-----|-----|-----|-----|------------|-----|-----|-----|-----|-----|-----|----------|----------|----------|-------|
| 2014 | 163 | 132 | 113 | 107 | 102 | 95 | 120 | 112 | 136 | 134 | 72 | 131 | 712 | | | 1,417 |
| 2015 | 92 | 103 | 115 | 83 | 88 | 112 | - | - | - | - | - | - | 593 | -16.7% | ▼ | 593 |

| | | | Jan | Feb | Mar | Apr | May | <u>Jun</u> | Jul | Aug | Sep | Oct | Nov | Dec | Thru Jun | % Change | Trending | Total |
|----------|--|------|-----|-----|-----|-----|-----|------------|-----|-----|-----|-----|-----|-----|----------|----------|----------|-------|
| Civil | Administrative Law | 2014 | 1 | - | - | - | - | - | - | - | - | - | 1 | - | 1 | | | 2 |
| | Contested Divorce | 2014 | 7 | 5 | 5 | 6 | 6 | 3 | 7 | 8 | 4 | 1 | 2 | 1 | 32 | | | 55 |
| | | 2015 | 1 | 5 | 6 | 5 | 4 | 3 | - | - | - | - | - | - | 24 | -25.0% | ▼ | 24 |
| | Domestic and Family - Lev | 2014 | - | - | - | - | 1 | - | 1 | - | - | 1 | 1 | - | 1 | | | 4 |
| | Domestic and Family - Level 2 | 2014 | - | - | - | 2 | - | - | - | 2 | 1 | - | 2 | - | 2 | | | 7 |
| | | 2015 | 1 | - | - | 1 | - | - | - | - | - | - | - | - | 2 | 0.0% | ↔ | 2 |
| | General Civil - Level 1 | 2014 | - | - | 1 | - | - | - | - | - | 1 | - | 1 | - | 1 | | | 3 |
| | | 2015 | - | - | 1 | - | - | - | - | - | - | - | - | - | 1 | 0.0% | ↔ | 1 |
| | General Civil - Level 2 | 2014 | - | 2 | 5 | 5 | 5 | 1 | 7 | 4 | 4 | 4 | 3 | 5 | 18 | | | 45 |
| | | 2015 | 7 | 7 | 8 | 2 | 4 | 2 | - | - | - | - | - | - | 30 | 66.7% | ▲ | 30 |
| | General Civil - Level 3 | 2014 | 2 | 1 | 3 | 1 | 8 | 2 | 1 | - | 6 | - | 1 | 1 | 17 | | | 26 |
| | | 2015 | 1 | 2 | 1 | 2 | 1 | 1 | - | - | - | - | - | - | 8 | -52.9% | ▼ | 8 |
| Criminal | Probates/Wills and Trusts | 2014 | - | 1 | - | 2 | - | - | - | 1 | - | - | 2 | - | 3 | | | 6 |
| | Uncontested Divorce | 2014 | 11 | 9 | 6 | 4 | 3 | 7 | 3 | 4 | 7 | 6 | 1 | 4 | 40 | | | 65 |
| | | 2015 | 1 | 5 | 8 | 6 | 4 | 5 | - | - | - | - | - | - | 29 | -27.5% | ▼ | 29 |
| | Misdemeanor | 2014 | 5 | 2 | 3 | 5 | 7 | 5 | 6 | 3 | 12 | 5 | 2 | 7 | 27 | | | 62 |
| | | 2015 | 2 | 11 | 5 | 1 | 8 | 5 | - | - | - | - | - | - | 32 | 18.5% | ▲ | 32 |
| Other | Non-Capital Felonies and Related Matters | 2014 | 14 | 17 | 7 | 15 | 17 | 27 | 16 | 20 | 35 | 41 | 5 | 47 | 97 | | | 261 |
| | | 2015 | 13 | 14 | 15 | 18 | 13 | 32 | - | - | - | - | - | - | 105 | 8.2% | ▲ | 105 |
| | Other Criminally Related Matters | 2014 | 4 | 2 | 1 | - | 3 | - | 1 | 3 | 10 | 1 | 3 | 1 | 10 | | | 29 |
| Other | | 2015 | 1 | 2 | 3 | 3 | - | 6 | - | - | - | - | - | - | 15 | 50.0% | ▲ | 15 |
| | Miscellaneous | 2014 | 119 | 93 | 82 | 67 | 51 | 50 | 76 | 67 | 56 | 75 | 48 | 65 | 462 | | | 849 |
| | | 2015 | 65 | 57 | 68 | 45 | 54 | 58 | - | - | - | - | - | - | 347 | -24.9% | ▼ | 347 |
| Other | | 2014 | - | - | - | - | 1 | - | 2 | - | - | - | - | - | 1 | | | 3 |

Court: Petersburg Circuit

Start/End Date: Jan-14 / Jun-15

2014 Average Month: 202

Jan-Jun 2014: 1,248

Filings Trending: Downward ▼

Circuit/Court ID: 11 211730


Type of Case: Filings

2015 Average Month: 175

Jan-Jun 2015 : 1,052


Overall AVG. Month: 193

Monthly Filings Summary



Jan 2014-----Jun 2015

January --- June Filings



1,248 2014 1,052 2015

| | Jan | Feb | Mar | Apr | May | <u>Jun</u> | Jul | Aug | Sep | Oct | Nov | Dec | Thru Jun | % Change | Trending | Total |
|------|-----|-----|-----|-----|-----|------------|-----|-----|-----|-----|-----|-----|----------|----------|----------|-------|
| 2014 | 183 | 212 | 187 | 231 | 254 | 181 | 180 | 216 | 198 | 212 | 178 | 191 | 1,248 | | | 2,423 |
| 2015 | 121 | 142 | 230 | 190 | 179 | 190 | - | - | - | - | - | - | 1,052 | -15.7% | ▼ | 1,052 |

| | | | Jan | Feb | Mar | Apr | May | <u>Jun</u> | Jul | Aug | Sep | Oct | Nov | Dec | Thru Jun | % Change | Trending | Total |
|----------|--|------|-----|-----|-----|-----|-----|------------|-----|-----|-----|-----|-----|-----|----------|----------|----------|-------|
| Civil | Administrative Law | 2014 | - | - | - | - | - | 1 | - | 1 | 2 | - | - | 1 | 1 | | | 5 |
| | | 2015 | 1 | 1 | - | 4 | 1 | 2 | - | - | - | - | - | - | 9 | 800.0% | ▲ | 9 |
| | Contested Divorce | 2014 | 2 | 1 | 3 | 7 | 4 | 4 | 4 | 3 | 2 | 3 | - | 2 | 21 | | | 35 |
| | | 2015 | 1 | 2 | 1 | 4 | 6 | 10 | - | - | - | - | - | - | 24 | 14.3% | ▲ | 24 |
| | Domestic and Family - Level 1 | 2014 | 3 | 3 | 4 | 3 | 2 | 5 | 4 | 1 | 7 | 12 | 2 | 6 | 20 | | | 52 |
| | | 2015 | 1 | 2 | 4 | 3 | 8 | 13 | - | - | - | - | - | - | 31 | 55.0% | ▲ | 31 |
| | Domestic and Family - Level 2 | 2014 | 4 | 2 | - | 2 | 2 | 1 | - | - | - | 5 | 2 | - | 11 | | | 18 |
| | | 2015 | - | - | 1 | 2 | 1 | 1 | - | - | - | - | - | - | 5 | -54.5% | ▼ | 5 |
| | General Civil - Level 1 | 2014 | 2 | - | - | - | 2 | 1 | 1 | 1 | - | - | - | - | 5 | | | 7 |
| | | 2015 | - | - | - | 1 | 1 | 2 | - | - | - | - | - | - | 4 | -20.0% | ▼ | 4 |
| | General Civil - Level 2 | 2014 | 11 | 8 | 10 | 12 | 9 | 6 | 8 | 9 | 10 | 8 | 13 | 12 | 56 | | | 116 |
| | | 2015 | 8 | 5 | 11 | 14 | 7 | 9 | - | - | - | - | - | - | 54 | -3.6% | ▼ | 54 |
| | General Civil - Level 3 | 2014 | 3 | 12 | 7 | 7 | 8 | 7 | 5 | 6 | 3 | 14 | 4 | 6 | 44 | | | 82 |
| | | 2015 | 4 | 6 | 11 | 9 | 8 | 11 | - | - | - | - | - | - | 49 | 11.4% | ▲ | 49 |
| | Probates/Wills and Trusts | 2015 | - | - | 1 | - | - | - | - | - | - | - | - | - | 1 | | | 1 |
| | Probates/Wills and Trusts - Level 2 | 2014 | 2 | 2 | 2 | - | 2 | 1 | 3 | - | 2 | 1 | - | 1 | 9 | | | 16 |
| | | 2015 | 1 | 1 | 1 | 2 | 1 | - | - | - | - | - | - | - | 6 | -33.3% | ▼ | 6 |
| Criminal | Uncontested Divorce | 2014 | 4 | 8 | 6 | 7 | 9 | 4 | 5 | 4 | 8 | 11 | 6 | 9 | 38 | | | 81 |
| | | 2015 | 4 | 5 | 15 | 3 | 8 | 5 | - | - | - | - | - | - | 40 | 5.3% | ▲ | 40 |
| | Capital Murder | 2014 | - | - | - | 2 | - | - | - | - | - | - | - | 1 | 2 | | | 3 |
| | Misdemeanor | 2014 | 27 | 22 | 13 | 18 | 48 | 37 | 14 | 29 | 31 | 18 | 21 | 35 | 165 | | | 313 |
| | | 2015 | 11 | 25 | 20 | 33 | 24 | 33 | - | - | - | - | - | - | 146 | -11.5% | ▼ | 146 |
| | Non-Capital Felonies and Related Matters | 2014 | 72 | 96 | 99 | 114 | 118 | 71 | 79 | 100 | 58 | 74 | 81 | 82 | 570 | | | 1,044 |
| | | 2015 | 36 | 59 | 113 | 73 | 81 | 55 | - | - | - | - | - | - | 417 | -26.8% | ▼ | 417 |
| | Other Criminally Related Matters | 2014 | 14 | 8 | 2 | 19 | 17 | 7 | 11 | 15 | 27 | 28 | 29 | 11 | 67 | | | 188 |
| | | 2015 | 20 | 7 | 23 | 17 | 13 | 11 | - | - | - | - | - | - | 91 | 35.8% | ▲ | 91 |
| | Oth Miscellaneous | 2014 | 39 | 50 | 41 | 40 | 33 | 36 | 46 | 47 | 48 | 38 | 20 | 25 | 239 | | | 463 |
| | | 2015 | 34 | 29 | 29 | 25 | 20 | 38 | - | - | - | - | - | - | 175 | -26.8% | ▼ | 175 |

Court: Chesterfield Circuit

Start/End Date: Jan-14 / Jun-15

2014 Average Month: 1,219

Jan-Jun 2014: 7,776

Filings Trending: Downward ▼

Circuit/Court ID: 12 212041

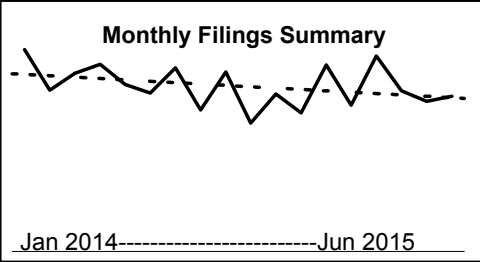
Type of Case: Filings

2015 Average Month: 1,222

Jan-Jun 2015 : 7,331

Overall AVG. Month: 1,220

Monthly Filings Summary



January --- June Filings

7,776

2014

7,331

2015

| | | | Jan | Feb | Mar | Apr | May | Jun | Jul | Aug | Sep | Oct | Nov | Dec | Thru Jun | % Change | Trending | Total |
|------|--|--|-------|-------|-------|-------|-------|-------|-------|-------|-------|-----|-------|-------|----------|----------|----------|--------|
| 2014 | | | 1,489 | 1,190 | 1,314 | 1,381 | 1,233 | 1,169 | 1,355 | 1,044 | 1,324 | 947 | 1,161 | 1,023 | 7,776 | | | 14,630 |
| 2015 | | | 1,376 | 1,078 | 1,441 | 1,185 | 1,107 | 1,144 | - | - | - | - | - | - | 7,331 | -5.7% | ▼ | 7,331 |

| | | | Jan | Feb | Mar | Apr | May | Jun | Jul | Aug | Sep | Oct | Nov | Dec | Thru Jun | % Change | Trending | Total |
|----------|--|------|-----|-----|-----|-----|-----|-----|-----|-----|-----|-----|-----|-----|----------|----------|----------|-------|
| Civil | Administrative Law | 2014 | 1 | - | 3 | 1 | 1 | - | 2 | 4 | 1 | - | 1 | - | 6 | | | 14 |
| | | 2015 | 2 | 4 | - | 1 | 2 | 1 | - | - | - | - | - | - | 10 | 66.7% | ▲ | 10 |
| | Contested Divorce | 2014 | 24 | 35 | 34 | 42 | 31 | 37 | 33 | 29 | 27 | 40 | 30 | 25 | 203 | | | 387 |
| | | 2015 | 27 | 24 | 40 | 30 | 24 | 31 | - | - | - | - | - | - | 176 | -13.3% | ▼ | 176 |
| | Domestic and Family - Level 1 | 2014 | 29 | 25 | 30 | 38 | 23 | 36 | 34 | 39 | 30 | 43 | 18 | 31 | 181 | | | 376 |
| | | 2015 | 21 | 14 | 32 | 29 | 44 | 32 | - | - | - | - | - | - | 172 | -5.0% | ▼ | 172 |
| | Domestic and Family - Level 2 | 2014 | 8 | 9 | 11 | 10 | 5 | 5 | 5 | 7 | 7 | 6 | 4 | 15 | 48 | | | 92 |
| | | 2015 | 7 | 6 | 11 | 6 | 8 | 5 | - | - | - | - | - | - | 43 | -10.4% | ▼ | 43 |
| | General Civil - Level 1 | 2014 | - | - | - | - | - | 1 | 1 | 1 | 1 | - | 2 | 1 | 1 | | | 7 |
| | | 2015 | 2 | 4 | 2 | 1 | 1 | 1 | - | - | - | - | - | - | 11 | 1,000.0% | ▲ | 11 |
| | General Civil - Level 2 | 2014 | 63 | 45 | 53 | 61 | 69 | 54 | 58 | 47 | 53 | 63 | 42 | 48 | 345 | | | 656 |
| | | 2015 | 34 | 48 | 44 | 55 | 55 | 62 | - | - | - | - | - | - | 298 | -13.6% | ▼ | 298 |
| | General Civil - Level 3 | 2014 | 33 | 20 | 13 | 16 | 14 | 33 | 37 | 17 | 19 | 21 | 17 | 14 | 129 | | | 254 |
| | | 2015 | 12 | 22 | 25 | 21 | 50 | 42 | - | - | - | - | - | - | 172 | 33.3% | ▲ | 172 |
| | Probates/Wills and Trusts - Level 1 | 2014 | 2 | 1 | 3 | 2 | - | - | 3 | - | - | 1 | 2 | 1 | 8 | | | 15 |
| | | 2015 | 1 | - | 1 | 2 | - | 1 | - | - | - | - | - | - | 5 | -37.5% | ▼ | 5 |
| | Probates/Wills and Trusts - Level 2 | 2014 | 9 | 9 | 12 | 5 | 11 | 2 | 5 | 5 | 3 | 7 | 6 | 2 | 48 | | | 76 |
| | | 2015 | 6 | 10 | 8 | 5 | 12 | 6 | - | - | - | - | - | - | 47 | -2.1% | ▼ | 47 |
| | Protective Orders | 2014 | - | - | - | - | - | 2 | 2 | 2 | 4 | - | - | - | 2 | | | 10 |
| | | 2015 | - | 1 | 1 | 1 | 1 | - | - | - | - | - | - | - | 4 | 100.0% | ▲ | 4 |
| | Uncontested Divorce | 2014 | 73 | 97 | 90 | 97 | 80 | 71 | 69 | 71 | 61 | 69 | 61 | 76 | 508 | | | 915 |
| | | 2015 | 68 | 53 | 77 | 69 | 59 | 75 | - | - | - | - | - | - | 401 | -21.1% | ▼ | 401 |
| Criminal | Capital Murder | 2014 | - | - | - | 1 | - | - | - | - | - | - | - | - | 1 | | | 1 |
| | | 2015 | - | - | - | - | - | 1 | - | - | - | - | - | - | 1 | 0.0% | ↔ | 1 |
| | Misdemeanor | 2014 | 223 | 127 | 173 | 152 | 106 | 126 | 203 | 150 | 205 | 113 | 179 | 133 | 907 | | | 1,890 |
| | | 2015 | 180 | 122 | 163 | 123 | 113 | 136 | - | - | - | - | - | - | 837 | -7.7% | ▼ | 837 |
| | Non-Capital Felonies and Related Matters | 2014 | 354 | 296 | 351 | 330 | 355 | 341 | 420 | 275 | 362 | 311 | 306 | 311 | 2,027 | | | 4,012 |
| | | 2015 | 381 | 302 | 304 | 310 | 347 | 367 | - | - | - | - | - | - | 2,011 | -0.8% | ▼ | 2,011 |
| Other | Other Criminally Related Matters | 2014 | 40 | 37 | 46 | 35 | 36 | 34 | 61 | 35 | 42 | 40 | 54 | 30 | 228 | | | 490 |
| | | 2015 | 45 | 29 | 40 | 29 | 21 | 34 | - | - | - | - | - | - | 198 | -13.2% | ▼ | 198 |
| | Miscellaneous | 2014 | 584 | 458 | 460 | 562 | 463 | 384 | 386 | 326 | 470 | 199 | 410 | 307 | 2,911 | | | 5,009 |
| | | 2015 | 573 | 411 | 668 | 463 | 348 | 318 | - | - | - | - | - | - | 2,781 | -4.5% | ▼ | 2,781 |
| | Other | 2014 | 46 | 31 | 35 | 29 | 39 | 43 | 36 | 36 | 39 | 34 | 29 | 29 | 223 | | | 426 |
| | | 2015 | 17 | 28 | 25 | 40 | 22 | 32 | - | - | - | - | - | - | 164 | -26.5% | ▼ | 164 |

Court: Colonial Heights Circuit

Start/End Date: Jan-14 / Jun-15

2014 Average Month: 159

Jan-Jun 2014: 986

Filings Trending: Downward ▼

Circuit/Court ID: 12 212570


Type of Case: Filings

2015 Average Month: 149

Jan-Jun 2015 : 896

Overall AVG. Month: 156

Monthly Filings Summary



Jan 2014-----Jun 2015

January --- June Filings

986

2014

896

2015

| | Jan | Feb | Mar | Apr | May | <u>Jun</u> | Jul | Aug | Sep | Oct | Nov | Dec | Thru Jun | % Change | Trending | Total |
|------|-----|-----|-----|-----|-----|------------|-----|-----|-----|-----|-----|-----|----------|----------|----------|-------|
| 2014 | 164 | 161 | 179 | 142 | 227 | 113 | 140 | 155 | 119 | 178 | 166 | 165 | 986 | | | 1,909 |
| 2015 | 144 | 182 | 129 | 182 | 142 | 117 | - | - | - | - | - | - | 896 | -9.1% | ▼ | 896 |

| | | | Jan | Feb | Mar | Apr | May | <u>Jun</u> | Jul | Aug | Sep | Oct | Nov | Dec | Thru Jun | % Change | Trending | Total |
|----------|--|------|-----|-----|-----|-----|-----|------------|-----|-----|-----|-----|-----|-----|----------|----------|----------|-------|
| Civil | Administrative Law | 2014 | - | - | - | 1 | 1 | - | - | - | - | 1 | 1 | - | 2 | | | 4 |
| | | 2015 | - | 1 | - | - | - | - | - | - | - | - | - | - | 1 | -50.0% | ▼ | 1 |
| | Contested Divorce | 2014 | 2 | 6 | 6 | 5 | 1 | 1 | 5 | 2 | 3 | 1 | 2 | 1 | 21 | | | 35 |
| | | 2015 | 1 | 1 | 2 | 6 | 2 | 5 | - | - | - | - | - | - | 17 | -19.0% | ▼ | 17 |
| | Domestic and Family - Level 1 | 2014 | 1 | 2 | 1 | 2 | 2 | 1 | - | 1 | 1 | 3 | 1 | 1 | 9 | | | 16 |
| | | 2015 | 2 | - | 2 | 2 | - | - | - | - | - | - | - | - | 6 | -33.3% | ▼ | 6 |
| | Domestic and Family - Level 2 | 2014 | 2 | 1 | - | 1 | 1 | - | - | - | - | - | 1 | - | 5 | | | 6 |
| | | 2015 | - | - | - | - | 1 | - | - | - | - | - | - | - | 1 | -80.0% | ▼ | 1 |
| | General Civil - Level 1 | 2014 | - | 1 | - | - | - | - | - | - | - | - | - | - | 1 | | | 1 |
| | General Civil - Level 2 | 2014 | 1 | 4 | 3 | - | 5 | 1 | 5 | 1 | 3 | 4 | 4 | 4 | 14 | | | 35 |
| | | 2015 | 2 | 3 | 5 | 2 | 3 | 2 | - | - | - | - | - | - | 17 | 21.4% | ▲ | 17 |
| | General Civil - Level 3 | 2014 | 1 | - | 2 | 1 | - | 2 | 2 | - | 2 | 3 | - | 2 | 6 | | | 15 |
| | | 2015 | - | - | 1 | 3 | 1 | 1 | - | - | - | - | - | - | 6 | 0.0% | ↔ | 6 |
| | Probates/Wills and Trusts | 2014 | 1 | - | - | - | - | - | - | 1 | - | 1 | - | - | 1 | | | 3 |
| | Probates/Wills and Trusts - Level 2 | 2014 | - | - | 1 | 2 | - | - | - | - | - | 1 | - | - | 3 | | | 4 |
| | | 2015 | 1 | 1 | - | 1 | 1 | - | - | - | - | - | - | - | 4 | 33.3% | ▲ | 4 |
| Criminal | Protective Orders | 2014 | - | - | 1 | - | - | - | - | 1 | - | - | - | - | 1 | | | 2 |
| | Uncontested Divorce | 2014 | 7 | 6 | 7 | 6 | 10 | 6 | 5 | 4 | 5 | 5 | 4 | 3 | 42 | | | 68 |
| | | 2015 | 5 | 3 | 8 | 4 | 4 | 7 | - | - | - | - | - | - | 31 | -26.2% | ▼ | 31 |
| | Capital Murder | 2014 | - | - | - | - | - | - | - | - | - | - | 1 | - | 0 | | | 1 |
| | Misdemeanor | 2014 | 27 | 28 | 37 | 29 | 40 | 24 | 17 | 22 | 21 | 65 | 48 | 56 | 185 | 0.0% | ↔ | 414 |
| | | 2015 | 37 | 24 | 26 | 35 | 49 | 33 | - | - | - | - | - | - | 204 | 10.3% | ▲ | 204 |
| Other | Non-Capital Felonies and Related Matters | 2014 | 69 | 66 | 64 | 43 | 119 | 42 | 61 | 81 | 45 | 50 | 57 | 52 | 403 | | | 749 |
| | | 2015 | 45 | 105 | 41 | 81 | 51 | 30 | - | - | - | - | - | - | 353 | -12.4% | ▼ | 353 |
| | Other Criminally Related Matters | 2014 | 5 | 2 | 12 | 13 | 11 | 5 | 5 | 10 | 7 | 8 | 17 | 14 | 48 | | | 109 |
| | | 2015 | 3 | 7 | - | 8 | 2 | 11 | - | - | - | - | - | - | 31 | -35.4% | ▼ | 31 |
| | Miscellaneous | 2014 | 40 | 36 | 36 | 30 | 28 | 24 | 34 | 28 | 17 | 28 | 20 | 25 | 194 | | | 346 |
| | | 2015 | 33 | 32 | 34 | 29 | 25 | 23 | - | - | - | - | - | - | 176 | -9.3% | ▼ | 176 |
| | Other | 2014 | 8 | 9 | 9 | 9 | 9 | 7 | 6 | 4 | 15 | 8 | 10 | 7 | 51 | | | 101 |
| | | 2015 | 15 | 5 | 10 | 11 | 3 | 5 | - | - | - | - | - | - | 49 | -3.9% | ▼ | 49 |

Court: Richmond Circuit

Start/End Date: Jan-14 / Jun-15

2014 Average Month: 1,272

Jan-Jun 2014: 7,345

Filings Trending: Steady ↔

Circuit/Court ID: 13 213760

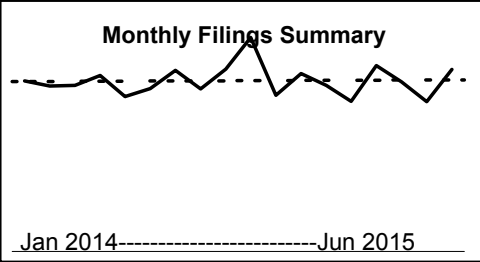
Type of Case: Filings

2015 Average Month: 1,234

Jan-Jun 2015 : 7,405

Overall AVG. Month: 1,260

Monthly Filings Summary



January --- June

7,345

2014

7,405

2015

| | Jan | Feb | Mar | Apr | May | Jun | Jul | Aug | Sep | Oct | Nov | Dec | Thru Jun | % Change | Trending | Total |
|------|-------|-------|-------|-------|-------|-------|-------|-------|-------|-------|-------|-------|----------|----------|----------|--------|
| 2014 | 1,257 | 1,220 | 1,226 | 1,298 | 1,142 | 1,202 | 1,336 | 1,200 | 1,345 | 1,578 | 1,151 | 1,313 | 7,345 | | | 15,268 |
| 2015 | 1,226 | 1,108 | 1,371 | 1,252 | 1,104 | 1,344 | - | - | - | - | - | - | 7,405 | 0.8% | ▲ | 7,405 |

| | | | Jan | Feb | Mar | Apr | May | Jun | Jul | Aug | Sep | Oct | Nov | Dec | Thru Jun | % Change | Trending | Total |
|----------|--|------|-----|-----|-----|-----|-----|-----|-----|-----|-----|-----|-----|-----|----------|----------|----------|-------|
| Civil | Administrative Law | 2014 | 4 | 4 | 4 | 2 | 1 | 5 | 5 | 3 | 1 | 4 | 1 | 3 | 20 | | | 37 |
| | | 2015 | 2 | 1 | 4 | 1 | 2 | 2 | - | - | - | - | - | - | 12 | -40.0% | ▼ | 12 |
| | Contested Divorce | 2014 | 15 | 19 | 25 | 22 | 16 | 11 | 14 | 17 | 17 | 11 | 17 | 7 | 108 | | | 191 |
| | | 2015 | 12 | 27 | 18 | 21 | 10 | 25 | - | - | - | - | - | - | 113 | 4.6% | ▲ | 113 |
| | Domestic and Family - Level 1 | 2014 | 11 | 11 | 9 | 5 | 32 | 19 | 15 | 20 | 31 | 10 | 6 | 8 | 87 | | | 177 |
| | | 2015 | 11 | 6 | 12 | 11 | 10 | 15 | - | - | - | - | - | - | 65 | -25.3% | ▼ | 65 |
| | Domestic and Family - Level 2 | 2014 | 5 | 8 | 8 | 12 | 14 | 14 | 7 | 14 | 11 | 18 | 9 | 12 | 61 | | | 132 |
| | | 2015 | 9 | 11 | 7 | 9 | 13 | 5 | - | - | - | - | - | - | 54 | -11.5% | ▼ | 54 |
| | General Civil - Level 1 | 2014 | 8 | 10 | 6 | 3 | 5 | 5 | 14 | 4 | 11 | 7 | 4 | 6 | 37 | | | 83 |
| | | 2015 | 3 | 3 | 5 | 9 | 5 | 5 | - | - | - | - | - | - | 30 | -18.9% | ▼ | 30 |
| | General Civil - Level 2 | 2014 | 124 | 104 | 89 | 92 | 101 | 109 | 103 | 104 | 111 | 121 | 85 | 115 | 619 | | | 1,258 |
| | | 2015 | 91 | 76 | 92 | 90 | 107 | 114 | - | - | - | - | - | - | 570 | -7.9% | ▼ | 570 |
| | General Civil - Level 3 | 2014 | 34 | 40 | 34 | 42 | 41 | 42 | 36 | 42 | 49 | 41 | 28 | 43 | 233 | | | 472 |
| | | 2015 | 44 | 52 | 38 | 29 | 32 | 40 | - | - | - | - | - | - | 235 | 0.9% | ▲ | 235 |
| | Probates/Wills and Trusts - Level 1 | 2014 | - | - | 1 | - | 2 | - | 1 | - | 1 | - | - | - | 3 | | | 5 |
| | | 2015 | - | - | 1 | 1 | 1 | 1 | - | - | - | - | - | - | 4 | 33.3% | ▲ | 4 |
| | Probates/Wills and Trusts - Level 2 | 2014 | 15 | 14 | 3 | 7 | 8 | 8 | 9 | 5 | 5 | 12 | 4 | 3 | 55 | | | 93 |
| | | 2015 | 7 | 10 | 11 | 6 | 9 | 11 | - | - | - | - | - | - | 54 | -1.8% | ▼ | 54 |
| Criminal | Uncontested Divorce | 2014 | 27 | 54 | 51 | 35 | 47 | 28 | 39 | 38 | 26 | 42 | 46 | 26 | 242 | | | 459 |
| | | 2015 | 29 | 38 | 47 | 50 | 34 | 52 | - | - | - | - | - | - | 250 | 3.3% | ▲ | 250 |
| | Capital Murder | 2014 | 1 | - | - | - | - | 3 | - | 1 | - | - | 2 | 2 | 4 | | | 9 |
| | | 2015 | - | 4 | 2 | - | - | - | - | - | - | - | - | - | 6 | 50.0% | ▲ | 6 |
| | Misdemeanor | 2014 | 101 | 113 | 94 | 120 | 124 | 121 | 103 | 111 | 137 | 145 | 87 | 114 | 673 | | | 1,370 |
| | | 2015 | 124 | 89 | 101 | 104 | 84 | 104 | - | - | - | - | - | - | 606 | -10.0% | ▼ | 606 |
| | Non-Capital Felonies and Related Matters | 2014 | 433 | 394 | 467 | 463 | 372 | 422 | 504 | 357 | 460 | 561 | 448 | 503 | 2,551 | | | 5,384 |
| | | 2015 | 483 | 394 | 441 | 395 | 341 | 422 | - | - | - | - | - | - | 2,476 | -2.9% | ▼ | 2,476 |
| | Other Criminally Related Matters | 2014 | 53 | 48 | 10 | 56 | 40 | 25 | 38 | 55 | 28 | 82 | 61 | 92 | 232 | | | 588 |
| | | 2015 | 56 | 35 | 34 | 76 | 41 | 56 | - | - | - | - | - | - | 298 | 28.4% | ▲ | 298 |
| Other | Miscellaneous | 2014 | 265 | 267 | 280 | 264 | 196 | 243 | 251 | 243 | 253 | 271 | 200 | 213 | 1,515 | | | 2,946 |
| | | 2015 | 192 | 200 | 342 | 283 | 222 | 273 | - | - | - | - | - | - | 1,512 | -0.2% | ▼ | 1,512 |
| | Other | 2014 | 161 | 134 | 145 | 175 | 143 | 147 | 197 | 186 | 204 | 253 | 153 | 166 | 905 | | | 2,064 |
| | | 2015 | 163 | 162 | 216 | 167 | 193 | 219 | - | - | - | - | - | - | 1,120 | 23.8% | ▲ | 1,120 |

Court: Henrico Circuit

Start/End Date: Jan-14 / Jun-15

2014 Average Month: 1,003

Jan-Jun 2014: 6,127

Filings Trending: Steady ↔

Circuit/Court ID: 14 214087


Type of Case: Filings

2015 Average Month: 1,000

Jan-Jun 2015 : 6,001


Overall AVG. Month: 1,002

Monthly Filings Summary



Jan 2014-----Jun 2015

January --- June Filings



6,127 2014 6,001 2015

| | Jan | Feb | Mar | Apr | May | <u>Jun</u> | Jul | Aug | Sep | Oct | Nov | Dec | Thru Jun | % Change | Trending | Total |
|------|-----|-----|-------|-------|-------|------------|-------|-----|-----|-------|-----|-------|----------|----------|----------|--------|
| 2014 | 966 | 937 | 1,184 | 1,109 | 960 | 971 | 1,006 | 921 | 944 | 1,113 | 833 | 1,097 | 6,127 | | | 12,041 |
| 2015 | 913 | 951 | 1,060 | 1,054 | 1,033 | 990 | - | - | - | - | - | - | 6,001 | -2.1% | ▼ | 6,001 |

| | | | Jan | Feb | Mar | Apr | May | <u>Jun</u> | Jul | Aug | Sep | Oct | Nov | Dec | Thru Jun | % Change | Trending | Total |
|----------|--|------|-----|-----|-----|-----|-----|------------|-----|-----|-----|-----|-----|-----|----------|----------|----------|-------|
| Civil | Administrative Law | 2014 | - | 3 | 2 | 6 | 1 | 4 | - | - | - | 1 | - | 2 | 16 | | | 19 |
| | | 2015 | 1 | 2 | - | 3 | - | - | - | - | - | - | - | - | 6 | -62.5% | ▼ | 6 |
| | Contested Divorce | 2014 | 27 | 23 | 29 | 36 | 30 | 19 | 27 | 22 | 34 | 22 | 21 | 29 | 164 | | | 319 |
| | | 2015 | 26 | 22 | 28 | 29 | 20 | 28 | - | - | - | - | - | - | 153 | -6.7% | ▼ | 153 |
| | Domestic and Family - Level 1 | 2014 | 22 | 19 | 22 | 8 | 20 | 16 | 6 | 33 | 7 | 26 | 14 | 18 | 107 | | | 211 |
| | | 2015 | 11 | 7 | 10 | 10 | 9 | 25 | - | - | - | - | - | - | 72 | -32.7% | ▼ | 72 |
| | Domestic and Family - Level 2 | 2014 | 11 | 10 | 14 | 13 | 9 | 10 | 13 | 7 | 9 | 11 | 10 | 9 | 67 | | | 126 |
| | | 2015 | 4 | 7 | 9 | 16 | 6 | 7 | - | - | - | - | - | - | 49 | -26.9% | ▼ | 49 |
| | General Civil - Level 1 | 2014 | 2 | 2 | 6 | 5 | 2 | - | 1 | 3 | 3 | 3 | 1 | 3 | 17 | | | 31 |
| | | 2015 | 3 | 1 | - | 2 | 4 | 1 | - | - | - | - | - | - | 11 | -35.3% | ▼ | 11 |
| | General Civil - Level 2 | 2014 | 36 | 48 | 61 | 99 | 86 | 66 | 58 | 48 | 58 | 67 | 53 | 59 | 396 | | | 739 |
| | | 2015 | 36 | 54 | 41 | 54 | 60 | 58 | - | - | - | - | - | - | 303 | -23.5% | ▼ | 303 |
| | General Civil - Level 3 | 2014 | 16 | 21 | 19 | 23 | 29 | 27 | 19 | 29 | 28 | 22 | 12 | 26 | 135 | | | 271 |
| | | 2015 | 12 | 19 | 27 | 24 | 20 | 23 | - | - | - | - | - | - | 125 | -7.4% | ▼ | 125 |
| | Probates/Wills and Trusts - Level 1 | 2014 | - | - | 1 | 1 | - | - | - | 2 | 1 | 2 | - | 1 | 2 | | | 8 |
| | | 2015 | - | 1 | - | - | - | 1 | - | - | - | - | - | - | 2 | 0.0% | ↔ | 2 |
| | Probates/Wills and Trusts - Level 2 | 2014 | 5 | 7 | 7 | 3 | 4 | 11 | 7 | 10 | 9 | 10 | 6 | 7 | 37 | | | 86 |
| | | 2015 | 9 | 11 | - | 5 | 5 | 12 | - | - | - | - | - | - | 42 | 13.5% | ▲ | 42 |
| Criminal | Uncontested Divorce | 2014 | 62 | 61 | 98 | 74 | 54 | 53 | 68 | 64 | 55 | 67 | 41 | 55 | 402 | | | 752 |
| | | 2015 | 69 | 67 | 85 | 64 | 63 | 67 | - | - | - | - | - | - | 415 | 3.2% | ▲ | 415 |
| | Capital Murder | 2015 | - | - | - | - | 1 | - | - | - | - | - | - | - | 1 | | | 1 |
| | Misdemeanor | 2014 | 72 | 116 | 96 | 130 | 116 | 134 | 120 | 106 | 141 | 117 | 77 | 146 | 664 | | | 1,371 |
| | | 2015 | 79 | 104 | 123 | 96 | 117 | 155 | - | - | - | - | - | - | 674 | 1.5% | ▲ | 674 |
| | Non-Capital Felonies and Related Matters | 2014 | 297 | 194 | 393 | 290 | 287 | 282 | 294 | 227 | 251 | 358 | 289 | 364 | 1,743 | | | 3,526 |
| | | 2015 | 307 | 256 | 290 | 369 | 335 | 220 | - | - | - | - | - | - | 1,777 | 2.0% | ▲ | 1,777 |
| | Other Criminally Related Matters | 2014 | 26 | 24 | 47 | 35 | 42 | 27 | 51 | 37 | 48 | 41 | 28 | 49 | 201 | | | 455 |
| | | 2015 | 41 | 31 | 33 | 33 | 45 | 48 | - | - | - | - | - | - | 231 | 14.9% | ▲ | 231 |
| Other | Miscellaneous | 2014 | 367 | 368 | 372 | 363 | 264 | 292 | 308 | 293 | 282 | 339 | 261 | 306 | 2,026 | | | 3,815 |
| | | 2015 | 284 | 344 | 387 | 323 | 328 | 313 | - | - | - | - | - | - | 1,979 | -2.3% | ▼ | 1,979 |
| | Other | 2014 | 23 | 41 | 17 | 23 | 16 | 30 | 34 | 40 | 18 | 27 | 20 | 23 | 150 | | | 312 |
| | | 2015 | 31 | 25 | 27 | 26 | 20 | 32 | - | - | - | - | - | - | 161 | 7.3% | ▲ | 161 |

Court: Caroline Circuit

Start/End Date: Jan-14 / Jun-15

2014 Average Month: 161

Jan-Jun 2014: 1,090

Filings Trending: Upward ▲

Circuit/Court ID: 15 215033

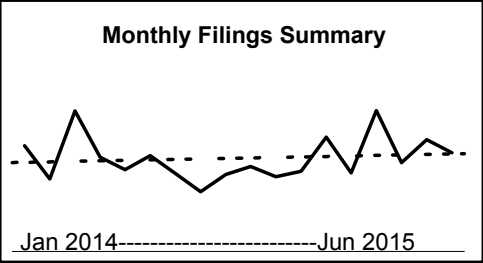
Type of Case: Filings

2015 Average Month:195

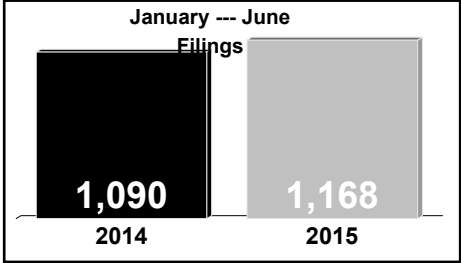
Jan-Jun 2015 : 1,168

Overall AVG. Month: 172

Monthly Filings Summary



January --- June Filings



| | Jan | Feb | Mar | Apr | May | <u>Jun</u> | Jul | Aug | Sep | Oct | Nov | Dec | Thru Jun | % Change | Trending | Total |
|------|-----|-----|-----|-----|-----|------------|-----|-----|-----|-----|-----|-----|----------|----------|----------|-------|
| 2014 | 195 | 134 | 259 | 174 | 151 | 177 | 144 | 110 | 142 | 157 | 138 | 148 | 1,090 | | | 1,929 |
| 2015 | 211 | 145 | 260 | 164 | 206 | 182 | - | - | - | - | - | - | 1,168 | 7.2% | ▲ | 1,168 |

| | | | Jan | Feb | Mar | Apr | May | <u>Jun</u> | Jul | Aug | Sep | Oct | Nov | Dec | Thru Jun | % Change | Trending | Total |
|----------|--|------|-----|-----|-----|-----|-----|------------|-----|-----|-----|-----|-----|-----|----------|----------|----------|-------|
| Civil | Administrative Law | 2014 | - | - | - | - | - | - | - | - | 1 | - | - | 2 | 0 | | | 3 |
| | | 2015 | - | - | 1 | 2 | - | - | - | - | - | - | - | - | 3 | 0.0% | ↔ | 3 |
| | Contested Divorce | 2014 | 2 | 2 | 2 | 2 | 1 | 3 | 2 | 2 | 2 | 2 | 1 | 1 | 12 | | | 22 |
| | | 2015 | 1 | 1 | 2 | - | 2 | 1 | - | - | - | - | - | - | 7 | -41.7% | ▼ | 7 |
| | Domestic and Family - Level 1 | 2014 | 2 | 4 | 2 | 7 | 5 | 4 | 7 | 3 | 1 | 1 | 1 | 1 | 24 | | | 38 |
| | | 2015 | 1 | 1 | 6 | 1 | 4 | 3 | - | - | - | - | - | - | 16 | -33.3% | ▼ | 16 |
| | Domestic and Family - Level 2 | 2014 | - | 1 | 1 | - | 1 | - | 1 | - | - | 1 | - | - | 3 | | | 5 |
| | | 2015 | - | 1 | - | 1 | 3 | 2 | - | - | - | - | - | - | 7 | 133.3% | ▲ | 7 |
| | General Civil - Level 1 | 2014 | - | - | 3 | - | - | - | - | - | - | - | - | - | 3 | | | 3 |
| | | 2015 | - | - | 1 | - | - | 1 | - | - | - | - | - | - | 2 | -33.3% | ▼ | 2 |
| | General Civil - Level 2 | 2014 | 5 | 4 | 8 | 5 | 6 | 2 | 7 | 8 | 4 | 4 | 2 | 6 | 30 | | | 61 |
| | | 2015 | 10 | 5 | 3 | 4 | 6 | 4 | - | - | - | - | - | - | 32 | 6.7% | ▲ | 32 |
| | General Civil - Level 3 | 2014 | - | 2 | 6 | 2 | - | 3 | 2 | 6 | 1 | - | - | 3 | 13 | | | 25 |
| | | 2015 | 2 | 1 | 4 | 2 | 2 | 4 | - | - | - | - | - | - | 15 | 15.4% | ▲ | 15 |
| Criminal | Probates/Wills and Trusts - Level 2 | 2014 | 1 | - | 1 | 2 | - | 1 | 1 | 5 | 2 | 3 | 1 | 3 | 5 | | | 20 |
| | | 2015 | 2 | 1 | 3 | - | - | - | - | - | - | - | - | - | 6 | 20.0% | ▲ | 6 |
| | Uncontested Divorce | 2014 | 2 | 4 | 9 | 4 | 2 | 3 | 6 | 2 | 1 | 6 | - | 5 | 24 | | | 44 |
| | | 2015 | 2 | 6 | 3 | 3 | 4 | 5 | - | - | - | - | - | - | 23 | -4.2% | ▼ | 23 |
| | Capital Murder | 2015 | 1 | - | - | - | - | - | - | - | - | - | - | - | 1 | | | 1 |
| | Misdemeanor | 2014 | 24 | 4 | 32 | 20 | 16 | 18 | 17 | 13 | 10 | 22 | 14 | 15 | 114 | | | 205 |
| | | 2015 | 26 | 18 | 20 | 13 | 20 | 20 | - | - | - | - | - | - | 117 | 2.6% | ▲ | 117 |
| | Non-Capital Felonies and Related Matters | 2014 | 92 | 40 | 108 | 62 | 58 | 74 | 49 | 14 | 57 | 45 | 64 | 59 | 434 | | | 722 |
| | | 2015 | 115 | 40 | 120 | 70 | 90 | 74 | - | - | - | - | - | - | 509 | 17.3% | ▲ | 509 |
| | Other Criminally Related Matters | 2014 | 4 | 1 | 4 | 7 | 4 | 4 | 4 | 5 | 7 | 7 | 5 | 5 | 24 | | | 57 |
| | | 2015 | 2 | 8 | 5 | 7 | 4 | 10 | - | - | - | - | - | - | 36 | 50.0% | ▲ | 36 |
| Other | Miscellaneous | 2014 | 54 | 56 | 73 | 55 | 38 | 46 | 34 | 40 | 40 | 53 | 40 | 33 | 322 | | | 562 |
| | | 2015 | 44 | 50 | 74 | 55 | 55 | 53 | - | - | - | - | - | - | 331 | 2.8% | ▲ | 331 |
| | Other | 2014 | 9 | 16 | 10 | 8 | 20 | 19 | 14 | 12 | 16 | 13 | 10 | 15 | 82 | | | 162 |
| | | 2015 | 5 | 13 | 18 | 6 | 16 | 5 | - | - | - | - | - | - | 63 | -23.2% | ▼ | 63 |

Court: Essex Circuit

Start/End Date: Jan-14 / Jun-15

2014 Average Month: 59

Jan-Jun 2014: 443

Filings Trending: Downward ▼

Circuit/Court ID: 15 215057

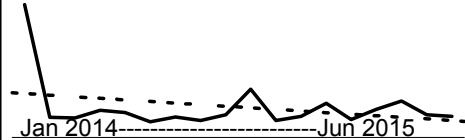
Type of Case: Filings

2015 Average Month:49


Jan-Jun 2015 : 296

Overall AVG. Month: 56

Monthly Filings Summary



January --- June Filings



| | Jan | Feb | Mar | Apr | May | <u>Jun</u> | Jul | Aug | Sep | Oct | Nov | Dec | Thru Jun | % Change | Trending | Total |
|------|-----|-----|-----|-----|-----|------------|-----|-----|-----|-----|-----|-----|----------|----------|----------|-------|
| 2014 | 245 | 37 | 36 | 50 | 46 | 29 | 38 | 31 | 42 | 89 | 31 | 39 | 443 | | | 713 |
| 2015 | 63 | 33 | 52 | 67 | 42 | 39 | - | - | - | - | - | - | 296 | -33.2% | ▼ | 296 |

| | | | Jan | Feb | Mar | Apr | May | <u>Jun</u> | Jul | Aug | Sep | Oct | Nov | Dec | Thru Jun | % Change | Trending | Total |
|----------|--|------|------|-----|-----|-----|-----|------------|-----|-----|-----|-----|-----|-----|----------|----------|----------|-------|
| Civil | Administrative Law | 2014 | - | - | 1 | - | - | - | - | - | - | - | - | - | 1 | | | 1 |
| | Contested Divorce | 2014 | - | 1 | 4 | - | 2 | 2 | 1 | - | 3 | - | 2 | - | 9 | | | 15 |
| | | 2015 | - | 1 | - | 3 | 2 | 2 | - | - | - | - | - | - | 8 | -11.1% | ▼ | 8 |
| | Domestic and Family - Level 1 | 2014 | - | - | - | 2 | 5 | - | - | 3 | - | 2 | - | - | 7 | | | 12 |
| | | 2015 | - | - | 6 | 2 | - | - | - | - | - | - | - | - | 8 | 14.3% | ▲ | 8 |
| | Domestic and Family - Level 2 | 2014 | - | - | - | - | 1 | - | - | - | - | - | - | - | 1 | | | 1 |
| | | 2015 | - | - | - | - | - | 1 | - | - | - | - | - | - | 1 | 0.0% | ↔ | 1 |
| | General Civil - Level 1 | 2014 | - | - | 1 | - | - | - | - | - | - | - | - | - | 1 | | | 1 |
| | General Civil - Level 2 | 2014 | 1 | 2 | 3 | 2 | 2 | 1 | - | 1 | 1 | 2 | 1 | 3 | 11 | | | 19 |
| | | 2015 | 1 | 2 | 3 | 1 | 2 | 3 | - | - | - | - | - | - | 12 | 9.1% | ▲ | 12 |
| | General Civil - Level 3 | 2014 | 1 | 4 | - | - | 1 | - | - | 1 | 3 | - | - | 2 | 6 | | | 12 |
| | | 2015 | 1 | - | 1 | - | 1 | 2 | - | - | - | - | - | - | 5 | -16.7% | ▼ | 5 |
| | Probates/Wills and Trusts | 2014 | - | - | 1 | - | - | - | - | - | - | - | - | - | 1 | | | 1 |
| | Probates/Wills and Trusts | 2014 | - | - | - | - | 1 | - | - | 1 | - | - | 1 | - | 1 | | | 3 |
| Criminal | Uncontested Divorce | 2014 | - | 3 | 3 | 3 | 1 | 4 | 4 | 2 | 1 | - | 2 | 2 | 14 | | | 25 |
| | | 2015 | 2 | 2 | 1 | 3 | 3 | 2 | - | - | - | - | - | - | 13 | -7.1% | ▼ | 13 |
| | Misdemeanor | 2014 | 1 | 3 | 3 | - | - | 2 | 4 | 2 | 1 | 12 | 1 | 3 | 9 | | | 32 |
| | | 2015 | 7 | 3 | 4 | 3 | - | 5 | - | - | - | - | - | - | 22 | 144.4% | ▲ | 22 |
| Other | Non-Capital Felonies and Related Matters | 2014 | 218 | 2 | - | 24 | 4 | 7 | 12 | 10 | 12 | 52 | 9 | 7 | 255 | | | 357 |
| | | 2015 | 30 | 5 | 4 | 31 | 14 | 5 | - | - | - | - | - | - | 89 | -65.1% | ▼ | 89 |
| | Other Criminally Related Matters | 2014 | - | 3 | 5 | 1 | 9 | 2 | 3 | 2 | 4 | 2 | 3 | 1 | 20 | | | 35 |
| | | 2015 | 1 | - | - | 5 | 1 | 3 | - | - | - | - | - | - | 10 | -50.0% | ▼ | 10 |
| Other | Miscellaneous | 2014 | 24 | 19 | 15 | 18 | 20 | 11 | 14 | 9 | 17 | 16 | 11 | 21 | 107 | | | 195 |
| | | 2015 | 21 | 20 | 33 | 19 | 19 | 16 | - | - | - | - | - | - | 128 | 19.6% | ▲ | 128 |
| Other | | | 2014 | - | - | - | - | - | - | - | - | 3 | 1 | - | 0 | | | 4 |

Court: Hanover Circuit

Start/End Date: Jan-14 / Jun-15

2014 Average Month: 487

Jan-Jun 2014: 3,000

Filings Trending: Downward ▼

Circuit/Court ID: 15 215085

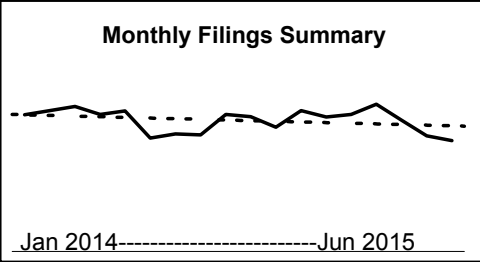
Type of Case: Filings

2015 Average Month: 477

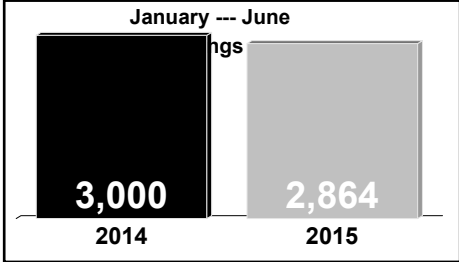
Jan-Jun 2015 : 2,864

Overall AVG. Month: 484

Monthly Filings Summary



January --- June



| | Jan | Feb | Mar | Apr | May | <u>Jun</u> | Jul | Aug | Sep | Oct | Nov | Dec | Thru Jun | % Change | Trending | Total |
|------|-----|-----|-----|-----|-----|------------|-----|-----|-----|-----|-----|-----|----------|----------|----------|-------|
| 2014 | 504 | 519 | 535 | 506 | 518 | 418 | 434 | 430 | 506 | 497 | 458 | 519 | 3,000 | | | 5,844 |
| 2015 | 496 | 505 | 543 | 484 | 427 | 409 | - | - | - | - | - | - | 2,864 | -4.5% | ▼ | 2,864 |

| | | | Jan | Feb | Mar | Apr | May | <u>Jun</u> | Jul | Aug | Sep | Oct | Nov | Dec | Thru Jun | % Change | Trending | Total |
|----------|--|------|-----|-----|-----|-----|-----|------------|-----|-----|-----|-----|-----|-----|----------|----------|----------|-------|
| Civil | Administrative Law | 2014 | - | - | 1 | - | 1 | - | - | 2 | 6 | 1 | 1 | 1 | 2 | | | 13 |
| | | 2015 | - | 1 | 1 | 1 | 1 | 1 | - | - | - | - | - | - | 5 | 150.0% | ▲ | 5 |
| | Contested Divorce | 2014 | 12 | 23 | 28 | 21 | 22 | 16 | 18 | 22 | 21 | 14 | 16 | 9 | 122 | | | 222 |
| | | 2015 | 18 | 29 | 17 | 25 | 15 | 20 | - | - | - | - | - | - | 124 | 1.6% | ▲ | 124 |
| | Domestic and Family - Level 1 | 2014 | 7 | 8 | 17 | 13 | 10 | 8 | 10 | 12 | 10 | 10 | 6 | 7 | 63 | | | 118 |
| | | 2015 | 8 | 8 | 9 | 4 | 10 | 3 | - | - | - | - | - | - | 42 | -33.3% | ▼ | 42 |
| | Domestic and Family - Level 2 | 2014 | 2 | 1 | 3 | 2 | 5 | 4 | 1 | 3 | 4 | 4 | 3 | 7 | 17 | | | 39 |
| | | 2015 | 2 | 2 | 5 | 3 | 3 | 4 | - | - | - | - | - | - | 19 | 11.8% | ▲ | 19 |
| | General Civil - Level 1 | 2014 | - | - | - | - | - | 1 | 1 | 1 | - | 1 | - | 1 | 1 | | | 5 |
| | General Civil - Level 2 | 2014 | 8 | 13 | 15 | 22 | 26 | 14 | 14 | 16 | 13 | 18 | 10 | 13 | 98 | | | 182 |
| | | 2015 | 12 | 18 | 15 | 15 | 16 | 15 | - | - | - | - | - | - | 91 | -7.1% | ▼ | 91 |
| | General Civil - Level 3 | 2014 | 8 | 6 | 11 | 7 | 5 | 5 | 5 | 5 | 9 | 6 | 5 | 3 | 42 | | | 75 |
| | | 2015 | 5 | 12 | 10 | 12 | 7 | 14 | - | - | - | - | - | - | 60 | 42.9% | ▲ | 60 |
| | Probates/Wills and Trusts | 2014 | 2 | - | - | 1 | - | - | 1 | - | 1 | 1 | - | - | 3 | | | 6 |
| Criminal | Probates/Wills and Trusts - Level 2 | 2014 | 2 | 3 | 1 | 7 | - | 1 | 3 | 4 | 1 | 4 | 1 | - | 14 | | | 27 |
| | | 2015 | 1 | - | 1 | 6 | 2 | 3 | - | - | - | - | - | - | 13 | -7.1% | ▼ | 13 |
| | Uncontested Divorce | 2014 | 33 | 61 | 56 | 56 | 47 | 35 | 45 | 37 | 53 | 53 | 44 | 30 | 288 | | | 550 |
| | | 2015 | 61 | 49 | 53 | 44 | 41 | 40 | - | - | - | - | - | - | 288 | 0.0% | ↔ | 288 |
| | Misdemeanor | 2014 | 58 | 69 | 73 | 64 | 72 | 61 | 56 | 72 | 77 | 76 | 68 | 103 | 397 | | | 849 |
| | | 2015 | 63 | 88 | 79 | 64 | 65 | 58 | - | - | - | - | - | - | 417 | 5.0% | ▲ | 417 |
| | Non-Capital Felonies and Related Matters | 2014 | 119 | 135 | 116 | 116 | 181 | 118 | 130 | 100 | 131 | 120 | 134 | 143 | 785 | | | 1,543 |
| | | 2015 | 107 | 105 | 141 | 144 | 119 | 94 | - | - | - | - | - | - | 710 | -9.6% | ▼ | 710 |
| | Other Criminally Related Matters | 2014 | 9 | 15 | 22 | 18 | 13 | 8 | 14 | 16 | 13 | 13 | 14 | 10 | 85 | | | 165 |
| | | 2015 | 13 | 6 | 7 | 13 | 5 | 19 | - | - | - | - | - | - | 63 | -25.9% | ▼ | 63 |
| Other | Miscellaneous | 2014 | 236 | 181 | 187 | 176 | 128 | 141 | 133 | 140 | 164 | 169 | 150 | 183 | 1,049 | | | 1,988 |
| | | 2015 | 199 | 181 | 200 | 148 | 135 | 128 | - | - | - | - | - | - | 991 | -5.5% | ▼ | 991 |
| | Other | 2014 | 8 | 4 | 5 | 3 | 8 | 6 | 3 | - | 3 | 7 | 6 | 9 | 34 | | | 62 |
| | | 2015 | 7 | 6 | 5 | 5 | 8 | 10 | - | - | - | - | - | - | 41 | 20.6% | ▲ | 41 |

Court: King George Circuit

Start/End Date: Jan-14 / Jun-15

2014 Average Month: 88

Jan-Jun 2014: 552

Filings Trending: Downward ▼

Circuit/Court ID: 15 215099

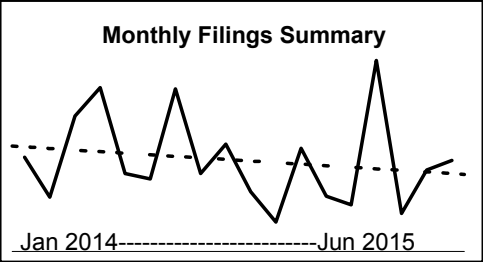
Type of Case: Filings

2015 Average Month: 77

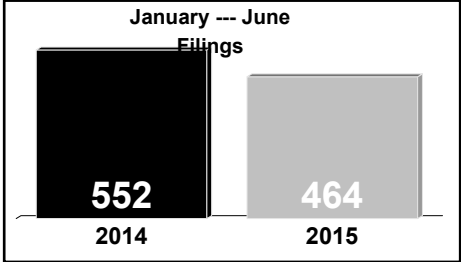
Jan-Jun 2015 : 464

Overall AVG. Month: 84

Monthly Filings Summary



January --- June Filings



| | Jan | Feb | Mar | Apr | May | <u>Jun</u> | Jul | Aug | Sep | Oct | Nov | Dec | Thru Jun | % Change | Trending | Total |
|------|-----|-----|-----|-----|-----|------------|-----|-----|-----|-----|-----|-----|----------|----------|----------|-------|
| 2014 | 87 | 50 | 125 | 151 | 72 | 67 | 150 | 72 | 99 | 55 | 27 | 95 | 552 | | | 1,050 |
| 2015 | 51 | 43 | 176 | 35 | 75 | 84 | - | - | - | - | - | - | 464 | -15.9% | ▼ | 464 |

| | | | Jan | Feb | Mar | Apr | May | <u>Jun</u> | Jul | Aug | Sep | Oct | Nov | Dec | Thru Jun | % Change | Trending | Total |
|----------|--|------|-----|-----|-----|-----|-----|------------|-----|-----|-----|-----|-----|-----|----------|----------|----------|-------|
| Civil | Administrative Law | 2014 | - | - | - | - | 1 | 1 | - | - | - | - | - | - | 2 | | | 2 |
| | Contested Divorce | 2014 | 3 | 4 | 3 | 3 | 1 | 1 | - | 1 | 3 | - | 1 | 2 | 15 | | | 22 |
| | | 2015 | 1 | 2 | - | 2 | - | 1 | - | - | - | - | - | - | 6 | -60.0% | ▼ | 6 |
| | Domestic and Family - Level 1 | 2014 | 1 | 2 | 1 | 2 | - | - | - | 2 | 2 | 2 | - | 1 | 6 | | | 13 |
| | | 2015 | 3 | 3 | 2 | 1 | - | - | - | - | - | - | - | - | 9 | 50.0% | ▲ | 9 |
| | Domestic and Family - Level 2 | 2014 | - | 1 | - | 1 | 2 | - | - | 2 | 1 | 1 | - | - | 4 | | | 8 |
| | | 2015 | - | 1 | - | 1 | - | 1 | - | - | - | - | - | - | 3 | -25.0% | ▼ | 3 |
| | General Civil - Level 1 | 2014 | - | - | - | - | 1 | - | 1 | - | - | - | - | - | 1 | | | 2 |
| | | 2015 | - | 1 | - | - | - | - | - | - | - | - | - | - | 1 | 0.0% | ↔ | 1 |
| | General Civil - Level 2 | 2014 | 3 | 1 | 4 | 5 | 2 | 6 | 4 | 6 | 5 | 2 | 5 | 2 | 21 | | | 45 |
| | | 2015 | 2 | 3 | 2 | 4 | 4 | 1 | - | - | - | - | - | - | 16 | -23.8% | ▼ | 16 |
| | General Civil - Level 3 | 2014 | - | 2 | 1 | - | 1 | - | 2 | 5 | 4 | 2 | 2 | 1 | 4 | | | 20 |
| | | 2015 | - | 1 | 4 | 2 | 1 | 8 | - | - | - | - | - | - | 16 | 300.0% | ▲ | 16 |
| | Probates/Wills and Trusts | 2015 | - | - | - | - | - | 1 | - | - | - | - | - | - | 1 | | | 1 |
| | Probates/Wills and Trusts | 2014 | - | 1 | - | - | - | - | - | - | - | 1 | - | 2 | 1 | | | 4 |
| | Protective Orders | 2014 | - | - | - | - | - | - | 1 | - | - | - | - | - | 0 | | | 1 |
| | | 2015 | 1 | - | - | - | - | - | - | - | - | - | - | - | 1 | 0.0% | ↔ | 1 |
| Criminal | Uncontested Divorce | 2014 | 2 | 2 | 6 | 2 | 4 | 4 | 3 | 7 | 3 | 2 | 2 | 3 | 20 | | | 40 |
| | | 2015 | 6 | 1 | 4 | 4 | 3 | 2 | - | - | - | - | - | - | 20 | 0.0% | ↔ | 20 |
| | Misdemeanor | 2014 | 17 | 5 | 29 | 24 | 5 | 5 | 20 | 8 | 29 | 8 | 4 | 21 | 85 | | | 175 |
| | | 2015 | 18 | 5 | 47 | 1 | 9 | 21 | - | - | - | - | - | - | 101 | 18.8% | ▲ | 101 |
| | Non-Capital Felonies and Related Matters | 2014 | 57 | 27 | 78 | 110 | 52 | 45 | 108 | 34 | 42 | 33 | 7 | 51 | 369 | | | 644 |
| | | 2015 | 16 | 18 | 110 | 13 | 54 | 46 | - | - | - | - | - | - | 257 | -30.4% | ▼ | 257 |
| Other | Other Criminally Related Matters | 2014 | - | 1 | 2 | - | 1 | 1 | 1 | - | - | - | 1 | 1 | 5 | | | 8 |
| | | 2015 | 1 | 2 | 1 | 1 | - | - | - | - | - | - | - | - | 5 | 0.0% | ↔ | 5 |
| | Miscellaneous | 2014 | 4 | 4 | 1 | 4 | 2 | 4 | 10 | 7 | 9 | 4 | 5 | 11 | 19 | | | 65 |
| | | 2015 | 3 | 6 | 6 | 6 | 3 | 3 | - | - | - | - | - | - | 27 | 42.1% | ▲ | 27 |
| | Other | 2014 | - | - | - | - | - | - | - | - | 1 | - | - | - | 0 | | | 1 |
| | | 2015 | - | - | - | - | 1 | - | - | - | - | - | - | - | 1 | 0.0% | ↔ | 1 |

Court: Lancaster Circuit

Start/End Date: Jan-14 / Jun-15

2014 Average Month: 50

Jan-Jun 2014: 281

Filings Trending: Upward ▲

Circuit/Court ID: 15 215103

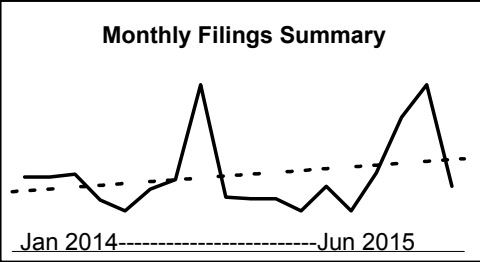
Type of Case: Filings

2015 Average Month:68

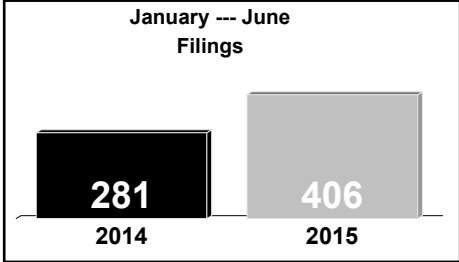
Jan-Jun 2015 : 406

Overall AVG. Month: 56

Monthly Filings Summary



January --- June Filings



| | Jan | Feb | Mar | Apr | May | Jun | Jul | Aug | Sep | Oct | Nov | Dec | Thru Jun | % Change | Trending | Total |
|------|-----|-----|-----|-----|-----|-----|-----|-----|-----|-----|-----|-----|----------|----------|----------|-------|
| 2014 | 55 | 55 | 57 | 38 | 30 | 46 | 53 | 123 | 40 | 39 | 39 | 30 | 281 | | | 605 |
| 2015 | 48 | 30 | 58 | 99 | 123 | 48 | - | - | - | - | - | - | 406 | 44.5% | ▲ | 406 |

| | | | Jan | Feb | Mar | Apr | May | Jun | Jul | Aug | Sep | Oct | Nov | Dec | Thru Jun | % Change | Trending | Total |
|----------|--|------|-----|-----|-----|-----|-----|-----|-----|-----|-----|-----|-----|-----|----------|----------|----------|-------|
| Civil | Contested Divorce | 2014 | 1 | 1 | - | - | 2 | 2 | 1 | 1 | - | 1 | - | - | 6 | | | 9 |
| | | 2015 | 1 | 1 | 1 | 1 | - | - | - | - | - | - | - | - | 4 | -33.3% | ▼ | 4 |
| | Domestic and Family - Level 1 | 2014 | - | - | - | 1 | - | - | - | - | - | - | - | - | 1 | | | 1 |
| | | 2015 | - | - | - | - | 1 | - | - | - | - | - | - | - | 1 | 0.0% | ↔ | 1 |
| | Domestic and Family - Lev | 2014 | - | - | 2 | - | - | - | - | - | 1 | - | - | - | 2 | | | 3 |
| | | 2015 | - | - | - | - | - | - | - | - | - | - | - | - | - | | | - |
| | General Civil - Level 1 | 2014 | - | - | - | - | 1 | - | 1 | - | 1 | - | - | - | 1 | | | 3 |
| | | 2015 | - | 2 | 4 | - | 1 | 1 | 2 | 3 | 3 | 4 | 1 | 3 | 8 | | | 24 |
| | General Civil - Level 2 | 2014 | - | 2 | 4 | - | 1 | 1 | 2 | 3 | 3 | 4 | 1 | 3 | 8 | | | 24 |
| | | 2015 | 1 | 2 | 2 | 6 | 4 | 4 | - | - | - | - | - | - | 19 | 137.5% | ▲ | 19 |
| Criminal | General Civil - Level 3 | 2014 | - | 1 | 1 | 1 | 2 | - | 1 | 1 | 1 | - | - | 1 | 5 | | | 9 |
| | | 2015 | 6 | - | 2 | 1 | - | 1 | - | - | - | - | - | - | 10 | 100.0% | ▲ | 10 |
| | Probates/Wills and Trusts - Level 2 | 2014 | - | 1 | - | - | - | - | 2 | - | - | - | - | - | 1 | | | 3 |
| | | 2015 | - | - | - | - | 1 | - | - | - | - | - | - | - | 1 | 0.0% | ↔ | 1 |
| | Uncontested Divorce | 2014 | 2 | 2 | - | 2 | - | 2 | 2 | 2 | - | 4 | 1 | 1 | 8 | | | 18 |
| | | 2015 | 4 | - | - | 1 | - | 4 | - | - | - | - | - | - | 9 | 12.5% | ▲ | 9 |
| | Misdemeanor | 2014 | 5 | - | 1 | 6 | - | 3 | 5 | 11 | 4 | 1 | 7 | 3 | 15 | | | 46 |
| | | 2015 | 2 | 3 | 4 | 2 | 8 | 1 | - | - | - | - | - | - | 20 | 33.3% | ▲ | 20 |
| | Non-Capital Felonies and Related Matters | 2014 | 20 | 19 | 18 | 7 | 5 | 19 | 20 | 88 | 9 | 14 | 14 | 1 | 88 | | | 234 |
| | | 2015 | 12 | 4 | 23 | 60 | 86 | 15 | - | - | - | - | - | - | 200 | 127.3% | ▲ | 200 |
| Other | Other Criminally Related Matters | 2014 | 1 | 2 | 2 | 2 | - | - | 2 | 1 | 4 | - | - | - | 7 | | | 14 |
| | | 2015 | - | 1 | 2 | - | 4 | 1 | - | - | - | - | - | - | 8 | 14.3% | ▲ | 8 |
| | Miscellaneous | 2014 | 24 | 22 | 22 | 15 | 17 | 14 | 15 | 14 | 16 | 13 | 15 | 19 | 114 | | | 206 |
| | | 2015 | 15 | 19 | 20 | 21 | 16 | 21 | - | - | - | - | - | - | 112 | -1.8% | ▼ | 112 |
| | Other | 2014 | 2 | 5 | 7 | 4 | 2 | 5 | 2 | 2 | 1 | 2 | 1 | 2 | 25 | | | 35 |
| | | 2015 | 7 | - | 4 | 7 | 3 | 1 | - | - | - | - | - | - | 22 | -12.0% | ▼ | 22 |

Court: Northumberland Circuit

Start/End Date: Jan-14 / Jun-15

2014 Average Month: 54

Jan-Jun 2014: 340

Filings Trending: Downward ▼

Circuit/Court ID: 15 215133

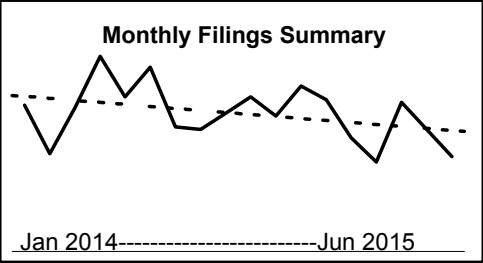
Type of Case: Filings

2015 Average Month:44

Jan-Jun 2015 : 266

Overall AVG. Month: 51

Monthly Filings Summary



January --- June Filings

340

2014

266

2015

| | Jan | Feb | Mar | Apr | May | <u>Jun</u> | Jul | Aug | Sep | Oct | Nov | Dec | Thru Jun | % Change | Trending | Total |
|------|-----|-----|-----|-----|-----|------------|-----|-----|-----|-----|-----|-----|----------|----------|----------|-------|
| 2014 | 54 | 36 | 53 | 72 | 57 | 68 | 46 | 45 | 51 | 57 | 50 | 61 | 340 | | | 650 |
| 2015 | 56 | 42 | 33 | 55 | 45 | 35 | - | - | - | - | - | - | 266 | -21.8% | ▼ | 266 |

| | | | Jan | Feb | Mar | Apr | May | <u>Jun</u> | Jul | Aug | Sep | Oct | Nov | Dec | Thru Jun | % Change | Trending | Total |
|----------|--|------|-----|-----|-----|-----|-----|------------|-----|-----|-----|-----|-----|-----|----------|----------|----------|-------|
| Civil | Contested Divorce | 2014 | 1 | 2 | - | 4 | 1 | 1 | 2 | 1 | - | 1 | - | - | 9 | | | 13 |
| | | 2015 | - | 1 | 3 | 1 | 1 | 2 | - | - | - | - | - | - | 8 | -11.1% | ▼ | 8 |
| | Domestic and Family - Level 1 | 2014 | 1 | - | - | - | 1 | 1 | - | - | 3 | - | - | - | 3 | 0.0% | ↔ | 6 |
| | | 2015 | 1 | - | - | 1 | - | 1 | - | - | - | - | - | - | 3 | | | 3 |
| | Domestic and Family - Level 2 | 2014 | 1 | - | 1 | 1 | 1 | - | 1 | - | - | - | 1 | 1 | 4 | | | 7 |
| | | 2015 | - | - | 1 | - | - | 1 | - | - | - | - | - | - | 2 | -50.0% | ▼ | 2 |
| | General Civil - Level 1 | 2014 | - | - | - | - | - | - | - | - | - | - | - | 1 | 0 | | | 1 |
| | | 2015 | - | 1 | - | - | - | - | - | - | - | - | - | - | 1 | 0.0% | ↔ | 1 |
| | General Civil - Level 2 | 2014 | 4 | - | 2 | 1 | 2 | 1 | - | 2 | 3 | 4 | 3 | 1 | 10 | | | 23 |
| | | 2015 | 1 | - | 2 | 1 | 1 | 2 | - | - | - | - | - | - | 7 | -30.0% | ▼ | 7 |
| Criminal | General Civil - Level 3 | 2014 | 1 | 1 | 2 | - | - | 1 | 1 | - | 2 | - | - | 1 | 5 | | | 9 |
| | | 2015 | - | - | - | 1 | 1 | 1 | - | - | - | - | - | - | 3 | -40.0% | ▼ | 3 |
| | Probates/Wills and Trusts | 2014 | - | - | - | - | - | - | - | 1 | - | - | - | - | 0 | | | 1 |
| | Uncontested Divorce | 2014 | 1 | 4 | 1 | 2 | 2 | 2 | 3 | 1 | 2 | 2 | 4 | - | 12 | 0.0% | ↔ | 24 |
| | | 2015 | - | 2 | 2 | - | 1 | 3 | - | - | - | - | - | - | 8 | -33.3% | ▼ | 8 |
| | Misdemeanor | 2014 | 6 | - | 3 | 7 | 2 | 7 | 2 | 14 | 5 | 7 | 3 | 7 | 25 | | | 63 |
| Other | | 2015 | 17 | 3 | 2 | 4 | 5 | 1 | - | - | - | - | - | - | 32 | 28.0% | ▲ | 32 |
| | Non-Capital Felonies and Related Matters | 2014 | 13 | 1 | 11 | 20 | 27 | 22 | 14 | 5 | 13 | 15 | 22 | 24 | 94 | | | 187 |
| | | 2015 | 19 | 6 | 1 | 24 | 20 | 13 | - | - | - | - | - | - | 83 | -11.7% | ▼ | 83 |
| | Other Criminally Related Matters | 2014 | 2 | - | - | 2 | 2 | 4 | 2 | 3 | 4 | 2 | - | 2 | 10 | | | 23 |
| | | 2015 | 1 | 3 | - | 7 | - | 1 | - | - | - | - | - | - | 12 | 20.0% | ▲ | 12 |
| Other | Miscellaneous | 2014 | 24 | 27 | 31 | 35 | 18 | 28 | 20 | 17 | 18 | 26 | 17 | 24 | 163 | | | 285 |
| | | 2015 | 17 | 26 | 22 | 16 | 15 | 10 | - | - | - | - | - | - | 106 | -35.0% | ▼ | 106 |
| | Other | 2014 | - | 1 | 2 | - | 1 | 1 | 1 | 1 | 1 | - | - | - | 5 | | | 8 |
| | | 2015 | - | - | - | - | 1 | - | - | - | - | - | - | - | 1 | -80.0% | ▼ | 1 |

Court: Richmond County Circuit

Start/End Date: Jan-14 / Jun-15

2014 Average Month: 46

Jan-Jun 2014: 291

Filings Trending: Downward ▼

Circuit/Court ID: 15 215159

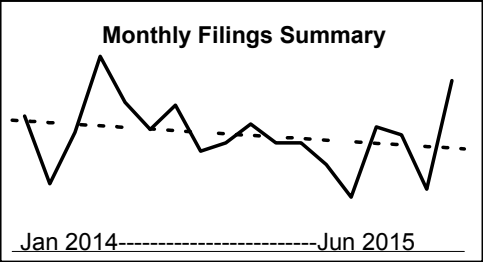
Type of Case: Filings

2015 Average Month:38

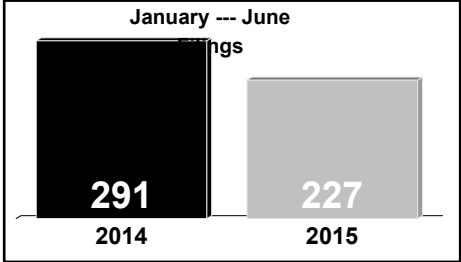
Jan-Jun 2015 : 227

Overall AVG. Month: 43

Monthly Filings Summary



January --- June Filings



| | Jan | Feb | Mar | Apr | May | <u>Jun</u> | Jul | Aug | Sep | Oct | Nov | Dec | Thru Jun | % Change | Trending | Total |
|------|-----|-----|-----|-----|-----|------------|-----|-----|-----|-----|-----|-----|----------|----------|----------|-------|
| 2014 | 50 | 25 | 44 | 72 | 55 | 45 | 54 | 37 | 40 | 47 | 40 | 40 | 291 | | | 549 |
| 2015 | 32 | 20 | 46 | 43 | 23 | 63 | - | - | - | - | - | - | 227 | -22.0% | ▼ | 227 |

| | | | Jan | Feb | Mar | Apr | May | <u>Jun</u> | Jul | Aug | Sep | Oct | Nov | Dec | Thru Jun | % Change | Trending | Total |
|----------|--|------|-----|-----|-----|-----|-----|------------|-----|-----|-----|-----|-----|-----|----------|----------|----------|-------|
| Civil | Administrative Law | 2014 | - | - | - | - | 1 | - | - | - | - | - | - | - | 1 | | | 1 |
| | | 2015 | - | 1 | - | - | - | - | - | - | - | - | - | - | 1 | 0.0% | ↔ | 1 |
| | Contested Divorce | 2014 | 1 | - | - | 1 | - | - | - | - | 1 | 1 | 1 | - | 2 | | | 5 |
| | | 2015 | 1 | - | - | 1 | - | - | - | - | - | - | - | - | 2 | 0.0% | ↔ | 2 |
| | Domestic and Family - Level 1 | 2014 | - | - | - | 1 | 2 | - | - | - | - | - | - | - | 3 | | | 3 |
| | | 2015 | - | - | - | - | 1 | - | - | - | - | - | - | - | 1 | -66.7% | ▼ | 1 |
| | Domestic and Family - Level 2 | 2014 | - | - | - | - | 1 | - | - | - | - | - | - | - | 1 | | | 1 |
| | | 2015 | - | - | - | 1 | - | - | - | - | - | - | - | - | 1 | 0.0% | ↔ | 1 |
| | General Civil - Level 1 | 2014 | 1 | - | - | - | - | - | - | - | - | - | - | - | 1 | | | 1 |
| | General Civil - Level 2 | 2014 | 2 | 1 | 2 | 3 | - | 1 | 2 | 2 | 1 | - | - | 2 | 9 | | | 16 |
| | | 2015 | - | - | 2 | - | - | 2 | - | - | - | - | - | - | 4 | -55.6% | ▼ | 4 |
| | General Civil - Level 3 | 2014 | - | 2 | - | 2 | - | - | 2 | - | 1 | - | 1 | - | 4 | | | 8 |
| | | 2015 | 1 | - | - | 1 | 1 | - | - | - | - | - | - | - | 3 | -25.0% | ▼ | 3 |
| Criminal | Probates/Wills and Trusts | 2014 | - | - | - | - | - | - | - | - | - | - | 2 | - | 0 | | | 2 |
| | Uncontested Divorce | 2014 | 1 | 1 | - | - | - | - | 1 | 5 | 1 | 1 | 1 | 1 | 2 | 0.0% | ↔ | 12 |
| | | 2015 | 1 | 2 | 3 | 1 | 1 | 1 | - | - | - | - | - | - | 9 | 350.0% | ▲ | 9 |
| | Misdemeanor | 2014 | 4 | - | 2 | 5 | 5 | 2 | 7 | 2 | 5 | 9 | - | 2 | 18 | | | 43 |
| | | 2015 | 2 | - | 3 | 7 | - | 4 | - | - | - | - | - | - | 16 | -11.1% | ▼ | 16 |
| Other | Non-Capital Felonies and Related Matters | 2014 | 15 | 3 | 5 | 19 | 16 | 14 | 4 | 12 | 8 | 13 | 6 | 9 | 72 | | | 124 |
| | | 2015 | 9 | 1 | 4 | 14 | 7 | 9 | - | - | - | - | - | - | 44 | -38.9% | ▼ | 44 |
| | Other Criminally Related Matters | 2014 | - | - | - | 2 | 4 | - | 5 | - | 1 | 1 | 2 | 2 | 6 | | | 17 |
| | | 2015 | - | 2 | 2 | 2 | - | - | - | - | - | - | - | - | 6 | 0.0% | ↔ | 6 |
| | Miscellaneous | 2014 | 11 | 14 | 13 | 18 | 17 | 9 | 12 | 11 | 9 | 13 | 10 | 8 | 82 | | | 145 |
| | | 2015 | 9 | 7 | 11 | 7 | 8 | 13 | - | - | - | - | - | - | 55 | -32.9% | ▼ | 55 |
| | | 2014 | 15 | 4 | 22 | 21 | 9 | 19 | 21 | 5 | 13 | 9 | 17 | 16 | 90 | | | 171 |
| | | 2015 | 9 | 7 | 21 | 9 | 5 | 34 | - | - | - | - | - | - | 85 | -5.6% | ▼ | 85 |

Court: Spotsylvania Circuit

Start/End Date: Jan-14 / Jun-15

2014 Average Month: 481

Jan-Jun 2014: 3,126

Filings Trending: Downward ▼

Circuit/Court ID: 15 215177

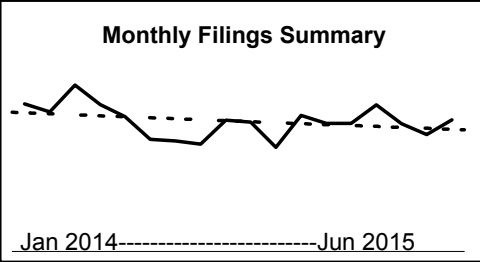
Type of Case: Filings

2015 Average Month: 479

Jan-Jun 2015 : 2,872

Overall AVG. Month: 481

Monthly Filings Summary



January --- June Filings

3,126

2014

2,872

2015

| | Jan | Feb | Mar | Apr | May | <u>Jun</u> | Jul | Aug | Sep | Oct | Nov | Dec | Thru Jun | % Change | Trending | Total |
|------|-----|-----|-----|-----|-----|------------|-----|-----|-----|-----|-----|-----|----------|----------|----------|-------|
| 2014 | 544 | 515 | 614 | 542 | 497 | 414 | 408 | 396 | 484 | 477 | 384 | 502 | 3,126 | | | 5,777 |
| 2015 | 472 | 472 | 541 | 471 | 431 | 485 | - | - | - | - | - | - | 2,872 | -8.1% | ▼ | 2,872 |

| | | | Jan | Feb | Mar | Apr | May | <u>Jun</u> | Jul | Aug | Sep | Oct | Nov | Dec | Thru Jun | % Change | Trending | <u>Total</u> | |
|----------|--|------|-----|-----|-----|-----|-----|------------|-----|-----|-----|-----|-----|-------|----------|----------|----------|--------------|---|
| Civil | Administrative Law | 2014 | - | - | - | - | - | - | - | - | 2 | 1 | - | 1 | 0 | | | 4 | |
| | | 2015 | 1 | - | 2 | - | - | - | - | - | - | - | - | - | 3 | 0.0% | ↔ | 3 | |
| | Contested Divorce | 2014 | 13 | 8 | 11 | 9 | 9 | 5 | 13 | 15 | 5 | 6 | 3 | 6 | 55 | | | 103 | |
| | | 2015 | 9 | 6 | 10 | 6 | 14 | 5 | - | - | - | - | - | - | 50 | -9.1% | ▼ | 50 | |
| | Domestic and Family - Level 1 | 2014 | 16 | 10 | 31 | 28 | 26 | 14 | 19 | 26 | 33 | 8 | 19 | 31 | 125 | | | 261 | |
| | | 2015 | 12 | 6 | 14 | 12 | 20 | 16 | - | - | - | - | - | - | 80 | -36.0% | ▼ | 80 | |
| | Domestic and Family - Level 2 | 2014 | 6 | 5 | 3 | 3 | 15 | 11 | 3 | 10 | 2 | 12 | 2 | 4 | 43 | | | 76 | |
| | | 2015 | 9 | 2 | 3 | 17 | 2 | 2 | - | - | - | - | - | - | 35 | -18.6% | ▼ | 35 | |
| | General Civil - Level 1 | 2014 | 1 | - | - | - | 3 | - | 1 | 4 | - | 2 | 1 | 1 | 4 | | | 13 | |
| | | 2015 | 2 | 1 | - | 1 | - | 2 | - | - | - | - | - | - | 6 | 50.0% | ▲ | 6 | |
| | General Civil - Level 2 | 2014 | 26 | 16 | 23 | 24 | 22 | 19 | 28 | 17 | 28 | 18 | 15 | 24 | 130 | | | 260 | |
| | | 2015 | 18 | 17 | 19 | 23 | 14 | 19 | - | - | - | - | - | - | 110 | -15.4% | ▼ | 110 | |
| | General Civil - Level 3 | 2014 | 7 | 12 | 10 | 7 | 11 | 7 | 12 | 10 | 9 | 14 | 3 | 6 | 54 | | | 108 | |
| | | 2015 | 11 | 10 | 6 | 10 | 5 | 5 | - | - | - | - | - | - | 47 | -13.0% | ▼ | 47 | |
| | Probates/Wills and Trusts - Level 1 | 2014 | 1 | 1 | - | 2 | - | - | - | - | - | 1 | - | 1 | - | 4 | | | 6 |
| | | 2015 | 2 | 1 | - | - | - | - | - | - | - | - | - | - | - | 3 | -25.0% | ▼ | 3 |
| | Probates/Wills and Trusts - Level 2 | 2014 | 4 | 1 | 3 | 8 | 5 | 4 | 6 | 4 | 3 | 2 | 2 | 2 | 25 | | | 44 | |
| | | 2015 | 4 | 2 | 4 | 3 | 4 | 2 | - | - | - | - | - | - | 19 | -24.0% | ▼ | 19 | |
| | Protective Orders | 2015 | - | - | 3 | - | - | - | - | - | - | - | - | - | 3 | | | 3 | |
| | Uncontested Divorce | 2014 | 32 | 17 | 24 | 28 | 13 | 19 | 25 | 21 | 16 | 26 | 18 | 23 | 133 | | | 262 | |
| | | 2015 | 16 | 22 | 29 | 27 | 25 | 20 | - | - | - | - | - | - | 139 | 4.5% | ▲ | 139 | |
| Criminal | Misdemeanor | 2014 | 27 | 43 | 35 | 40 | 38 | 43 | 30 | 21 | 25 | 32 | 17 | 42 | 226 | | | 393 | |
| | | 2015 | 39 | 33 | 30 | 31 | 35 | 21 | - | - | - | - | - | - | 189 | -16.4% | ▼ | 189 | |
| | Non-Capital Felonies and Related Matters | 2014 | 131 | 135 | 153 | 147 | 119 | 132 | 86 | 72 | 148 | 121 | 117 | 150 | 817 | | | 1,511 | |
| | | 2015 | 145 | 140 | 157 | 100 | 88 | 169 | - | - | - | - | - | - | 799 | -2.2% | ▼ | 799 | |
| | Other Criminally Related Matters | 2014 | 4 | 3 | 1 | 6 | 11 | 7 | 12 | 6 | 5 | 7 | 11 | 12 | 32 | | | 85 | |
| Other | Miscellaneous | 2015 | 2 | 13 | 10 | 14 | 6 | 8 | - | - | - | - | - | - | 53 | 65.6% | ▲ | 53 | |
| | | 2014 | 263 | 253 | 308 | 223 | 215 | 147 | 165 | 188 | 201 | 218 | 164 | 195 | 1,409 | | | 2,540 | |
| | 2015 | 194 | 210 | 245 | 217 | 209 | 208 | - | - | - | - | - | - | 1,283 | -8.9% | ▼ | 1,283 | | |
| | Other | 2014 | 13 | 11 | 12 | 17 | 10 | 6 | 8 | 2 | 6 | 10 | 11 | 5 | 69 | | | 111 | |
| 2015 | 8 | 9 | 9 | 10 | 9 | 8 | - | - | - | - | - | - | - | 53 | -23.2% | ▼ | 53 | | |

Court: Stafford Circuit

Start/End Date: Jan-14 / Jun-15

2014 Average Month: 679

Jan-Jun 2014: 4,146

Filings Trending: Steady ↔

Circuit/Court ID: 15 215179

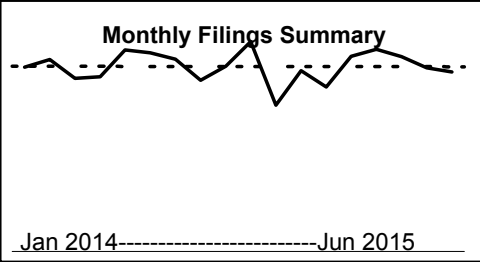
Type of Case: Filings

2015 Average Month:688

Jan-Jun 2015 : 4,130

Overall AVG. Month: 682

Monthly Filings Summary



January --- June Filings

4,146

2014

4,130

2015

| | Jan | Feb | Mar | Apr | May | <u>Jun</u> | Jul | Aug | Sep | Oct | Nov | Dec | Thru Jun | % Change | Trending | Total |
|------|-----|-----|-----|-----|-----|------------|-----|-----|-----|-----|-----|-----|----------|----------|----------|-------|
| 2014 | 680 | 708 | 638 | 644 | 743 | 733 | 709 | 631 | 683 | 774 | 540 | 667 | 4,146 | | | 8,150 |
| 2015 | 607 | 720 | 746 | 718 | 677 | 662 | - | - | - | - | - | - | 4,130 | -0.4% | ▼ | 4,130 |

| | | | Jan | Feb | Mar | Apr | May | <u>Jun</u> | Jul | Aug | Sep | Oct | Nov | Dec | Thru Jun | % Change | Trending | Total |
|----------|--|------|-----|-----|-----|-----|-----|------------|-----|-----|-----|-----|-----|-----|----------|----------|----------|-------|
| Civil | Administrative Law | 2014 | - | - | - | 4 | 3 | 1 | - | 5 | 4 | 2 | - | 1 | 8 | | | 20 |
| | | 2015 | - | - | 6 | 1 | - | 3 | - | - | - | - | - | - | 10 | 25.0% | ▲ | 10 |
| | Contested Divorce | 2014 | 8 | 7 | 13 | 13 | 10 | 19 | 14 | 18 | 26 | 19 | 17 | 17 | 70 | | | 181 |
| | | 2015 | 27 | 20 | 22 | 23 | 13 | 23 | - | - | - | - | - | - | 128 | 82.9% | ▲ | 128 |
| | Domestic and Family - Level 1 | 2014 | 3 | 2 | 10 | 7 | 3 | 11 | 4 | 5 | 16 | 3 | 4 | 15 | 36 | | | 83 |
| | | 2015 | 6 | 14 | 11 | 5 | 21 | 13 | - | - | - | - | - | - | 70 | 94.4% | ▲ | 70 |
| | Domestic and Family - Level 2 | 2014 | 6 | 1 | 3 | 3 | 4 | 4 | 7 | 4 | 5 | 3 | 1 | 6 | 21 | | | 47 |
| | | 2015 | 2 | 5 | 1 | 5 | 4 | 3 | - | - | - | - | - | - | 20 | -4.8% | ▼ | 20 |
| | General Civil - Level 1 | 2014 | 2 | 1 | 1 | 1 | - | 1 | 1 | - | 1 | 1 | - | 3 | 6 | | | 12 |
| | | 2015 | 2 | 2 | 2 | - | 1 | 3 | - | - | - | - | - | - | 10 | 66.7% | ▲ | 10 |
| | General Civil - Level 2 | 2014 | 25 | 13 | 16 | 21 | 19 | 19 | 16 | 16 | 26 | 23 | 17 | 15 | 113 | | | 226 |
| | | 2015 | 16 | 18 | 10 | 18 | 20 | 19 | - | - | - | - | - | - | 101 | -10.6% | ▼ | 101 |
| | General Civil - Level 3 | 2014 | 5 | 16 | 7 | 8 | 8 | 8 | 4 | 11 | 7 | 17 | 9 | 8 | 52 | | | 108 |
| | | 2015 | 4 | 4 | 11 | 6 | 7 | 13 | - | - | - | - | - | - | 45 | -13.5% | ▼ | 45 |
| | Probates/Wills and Trusts - Level 1 | 2014 | - | - | - | - | 1 | - | - | - | - | - | - | 1 | 1 | | | 2 |
| | | 2015 | 1 | - | - | - | - | - | - | - | - | - | - | - | 1 | 0.0% | ↔ | 1 |
| | Probates/Wills and Trusts - Level 2 | 2014 | 2 | 3 | 1 | 2 | 3 | 4 | 2 | 2 | 2 | 2 | 3 | 2 | 15 | | | 28 |
| | | 2015 | 4 | 5 | 5 | 3 | 5 | 6 | - | - | - | - | - | - | 28 | 86.7% | ▲ | 28 |
| | Uncontested Divorce | 2014 | 23 | 27 | 25 | 32 | 23 | 24 | 45 | 45 | 60 | 43 | 25 | 33 | 154 | | | 405 |
| | | 2015 | 26 | 44 | 50 | 54 | 51 | 48 | - | - | - | - | - | - | 273 | 77.3% | ▲ | 273 |
| Criminal | Capital Murder | 2014 | - | - | - | - | - | - | - | - | 1 | - | - | - | 0 | | | 1 |
| | | 2015 | 2 | - | - | - | - | - | - | - | - | - | - | - | 2 | 0.0% | ↔ | 2 |
| | Misdemeanor | 2014 | 109 | 80 | 80 | 113 | 80 | 67 | 85 | 53 | 67 | 108 | 72 | 109 | 529 | | | 1,023 |
| | | 2015 | 61 | 79 | 77 | 116 | 90 | 82 | - | - | - | - | - | - | 505 | -4.5% | ▼ | 505 |
| | Non-Capital Felonies and Related Matters | 2014 | 236 | 309 | 228 | 225 | 346 | 375 | 302 | 243 | 213 | 300 | 195 | 205 | 1,719 | | | 3,177 |
| | | 2015 | 222 | 311 | 240 | 249 | 260 | 231 | - | - | - | - | - | - | 1,513 | -12.0% | ▼ | 1,513 |
| Other | Other Criminally Related Matters | 2014 | 11 | 15 | 12 | 14 | 11 | 22 | 12 | 10 | 23 | 21 | 7 | 21 | 85 | | | 179 |
| | | 2015 | 15 | 17 | 10 | 20 | 16 | 18 | - | - | - | - | - | - | 96 | 12.9% | ▲ | 96 |
| | Miscellaneous | 2014 | 249 | 234 | 242 | 201 | 232 | 178 | 215 | 218 | 231 | 232 | 188 | 231 | 1,336 | | | 2,651 |
| | | 2015 | 218 | 201 | 301 | 218 | 189 | 199 | - | - | - | - | - | - | 1,326 | -0.7% | ▼ | 1,326 |
| | Other | 2014 | 1 | - | - | - | - | - | 2 | 1 | 1 | - | 2 | - | 1 | | | 7 |
| | | 2015 | 1 | - | - | - | - | 1 | - | - | - | - | - | - | 2 | 100.0% | ▲ | 2 |

Court: Westmoreland Circuit

Start/End Date: Jan-14 / Jun-15

2014 Average Month: 71

Jan-Jun 2014: 411

Filings Trending: Upward ▲

Circuit/Court ID: 15 215193

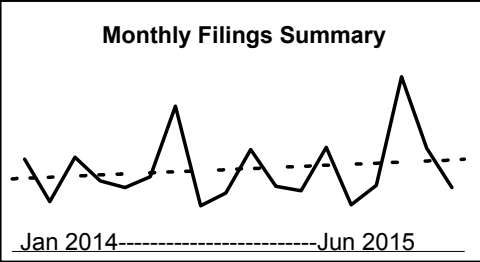
Type of Case: Filings

2015 Average Month:86

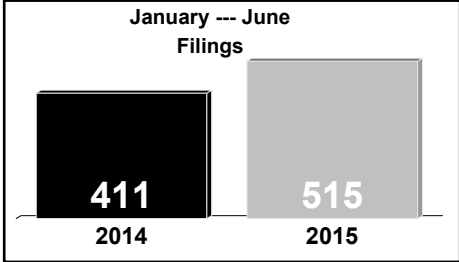
Jan-Jun 2015 : 515

Overall AVG. Month: 76

Monthly Filings Summary



January --- June Filings



| | Jan | Feb | Mar | Apr | May | <u>Jun</u> | Jul | Aug | Sep | Oct | Nov | Dec | Thru Jun | % Change | Trending | Total |
|------|-----|-----|-----|-----|-----|------------|-----|-----|-----|-----|-----|-----|----------|----------|----------|-------|
| 2014 | 85 | 46 | 87 | 65 | 59 | 69 | 134 | 42 | 54 | 94 | 60 | 56 | 411 | | | 851 |
| 2015 | 96 | 43 | 61 | 161 | 95 | 59 | - | - | - | - | - | - | 515 | 25.3% | ▲ | 515 |

| | | | Jan | Feb | Mar | Apr | May | <u>Jun</u> | Jul | Aug | Sep | Oct | Nov | Dec | Thru Jun | % Change | Trending | Total |
|----------|--|------|-----|-----|-----|-----|-----|------------|-----|-----|-----|-----|-----|-----|----------|----------|----------|-------|
| Civil | Administrative Law | 2015 | - | - | - | - | - | 1 | - | - | - | - | - | - | 1 | | | 1 |
| | Contested Divorce | 2014 | - | - | 1 | 1 | - | 1 | - | 1 | 2 | - | - | - | 3 | | | 6 |
| | | 2015 | 1 | 1 | - | 1 | 3 | - | - | - | - | - | - | - | 6 | 100.0% | ▲ | 6 |
| | Domestic and Family - Level 1 | 2014 | - | - | - | - | 1 | - | - | - | 1 | 1 | 6 | - | 1 | | ▲ | 9 |
| | | 2015 | - | - | 2 | - | - | - | - | - | - | - | - | - | 2 | 100.0% | ▲ | 2 |
| | Domestic and Family - Level 2 | 2014 | 1 | 1 | 2 | 1 | - | - | 2 | - | - | - | 1 | 1 | 5 | | | 9 |
| | | 2015 | - | - | - | - | 1 | - | - | - | - | - | - | - | 1 | -80.0% | ▼ | 1 |
| | General Civil - Level 1 | 2014 | - | - | - | - | - | - | - | - | - | - | 1 | - | 0 | | | 1 |
| | General Civil - Level 2 | 2014 | 1 | 3 | - | 2 | 1 | 2 | 4 | 1 | 1 | 3 | - | - | 9 | 0.0% | ↔ | 18 |
| | | 2015 | 2 | 1 | 3 | 3 | 4 | 1 | - | - | - | - | - | - | 14 | 55.6% | ▲ | 14 |
| | General Civil - Level 3 | 2014 | 3 | - | 1 | 1 | 2 | 2 | - | 3 | - | - | 8 | 1 | 9 | | ▲ | 21 |
| | | 2015 | 3 | - | - | 5 | 2 | 3 | - | - | - | - | - | - | 13 | 44.4% | ▲ | 13 |
| | Probates/Wills and Trusts - Level 1 | 2014 | - | - | - | - | - | - | - | - | - | - | - | 1 | 0 | | | 1 |
| | | 2015 | - | - | - | 2 | 1 | - | - | - | - | - | - | - | 3 | 0.0% | ↔ | 3 |
| | Probates/Wills and Trusts - Level 2 | 2014 | - | - | 1 | - | - | - | - | 1 | - | - | - | 1 | 1 | | | 3 |
| | | 2015 | - | - | 1 | - | 1 | 1 | - | - | - | - | - | - | 3 | 200.0% | ▲ | 3 |
| Criminal | Uncontested Divorce | 2014 | 2 | - | 1 | 1 | 4 | 3 | - | 1 | 1 | - | 2 | 2 | 11 | | | 17 |
| | | 2015 | 2 | - | 2 | 2 | 1 | - | - | - | - | - | - | - | 7 | -36.4% | ▼ | 7 |
| | Misdemeanor | 2014 | 9 | 10 | 4 | 8 | 3 | 12 | 32 | 9 | 5 | 12 | 8 | 9 | 46 | | | 121 |
| | | 2015 | 15 | - | 7 | 40 | 9 | 4 | - | - | - | - | - | - | 75 | 63.0% | ▲ | 75 |
| Other | Non-Capital Felonies and Related Matters | 2014 | 28 | 9 | 35 | 19 | 22 | 24 | 68 | 8 | 16 | 52 | 7 | 22 | 137 | | ▲ | 310 |
| | | 2015 | 47 | 10 | 9 | 75 | 45 | 15 | - | - | - | - | - | - | 201 | 46.7% | ▲ | 201 |
| | Other Criminally Related Matters | 2014 | 9 | - | 5 | - | 2 | 1 | 7 | - | 3 | 9 | 12 | 6 | 17 | | | 54 |
| | | 2015 | 4 | 6 | 9 | 12 | 7 | 5 | - | - | - | - | - | - | 43 | 152.9% | ▲ | 43 |
| Other | Miscellaneous | 2014 | 32 | 23 | 37 | 32 | 24 | 24 | 20 | 18 | 25 | 17 | 15 | 13 | 172 | | | 280 |
| | | 2015 | 22 | 25 | 27 | 21 | 20 | 25 | - | - | - | - | - | - | 140 | -18.6% | ▼ | 140 |
| | Other | 2014 | - | - | - | - | - | - | 1 | - | - | - | - | - | 0 | | | 1 |
| | | 2015 | - | - | 1 | - | 1 | 4 | - | - | - | - | - | - | 6 | 0.0% | ↔ | 6 |

Court: Fredericksburg Circuit

Start/End Date: Jan-14 / Jun-15

2014 Average Month: 287

Jan-Jun 2014: 1,901

Filings Trending: Downward ▼

Circuit/Court ID: 15 215630

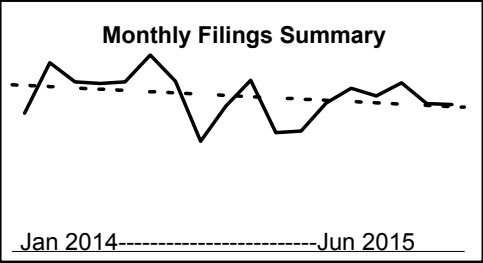
Type of Case: Filings

2015 Average Month: 286

Jan-Jun 2015 : 1,717

Overall AVG. Month: 287

Monthly Filings Summary



January --- June Filings

1,901

2014

1,717

2015

| | | | Jan | Feb | Mar | Apr | May | Jun | Jul | Aug | Sep | Oct | Nov | Dec | Thru Jun | % Change | Trending | Total |
|------|--|--|-----|-----|-----|-----|-----|-----|-----|-----|-----|-----|-----|-----|----------|----------|----------|-------|
| 2014 | | | 255 | 348 | 313 | 310 | 313 | 362 | 314 | 203 | 268 | 316 | 219 | 222 | 1,901 | | | 3,443 |
| 2015 | | | 274 | 301 | 287 | 311 | 273 | 271 | - | - | - | - | - | - | 1,717 | -9.7% | ▼ | 1,717 |

| | | | Jan | Feb | Mar | Apr | May | Jun | Jul | Aug | Sep | Oct | Nov | Dec | Thru Jun | % Change | Trending | Total |
|----------|--|------|-----|-----|-----|-----|-----|-----|-----|-----|-----|-----|-----|-----|----------|----------|----------|-------|
| Civil | Administrative Law | 2014 | - | - | - | - | 3 | - | - | - | - | 1 | 1 | - | 3 | | | 5 |
| | | 2015 | 1 | - | - | - | - | - | - | - | - | - | - | - | 1 | -66.7% | ▼ | 1 |
| | Contested Divorce | 2014 | 11 | 11 | 11 | 8 | 12 | 11 | 2 | 1 | 1 | 5 | 3 | 1 | 64 | | | 77 |
| | | 2015 | 4 | 8 | 5 | 1 | 2 | 6 | - | - | - | - | - | - | 26 | -59.4% | ▼ | 26 |
| | Domestic and Family - Level 1 | 2014 | 6 | 9 | 1 | 2 | 4 | 6 | 6 | 1 | 3 | 13 | 1 | 2 | 28 | | | 54 |
| | | 2015 | 6 | 10 | 7 | 20 | 2 | 11 | - | - | - | - | - | - | 56 | 100.0% | ▲ | 56 |
| | Domestic and Family - Level 2 | 2014 | - | 1 | 1 | 9 | 4 | 6 | 1 | 1 | 43 | 17 | 14 | 1 | 21 | | | 98 |
| | | 2015 | 1 | 2 | 10 | 2 | - | 1 | - | - | - | - | - | - | 16 | -23.8% | ▼ | 16 |
| | General Civil - Level 1 | 2014 | 4 | - | 1 | 2 | - | 2 | 2 | - | - | 2 | 2 | - | 9 | | | 15 |
| | | 2015 | - | - | - | 2 | 1 | 2 | - | - | - | - | - | - | 5 | -44.4% | ▼ | 5 |
| | General Civil - Level 2 | 2014 | 6 | 7 | 12 | 6 | 12 | 10 | - | 5 | 11 | 8 | 6 | 7 | 53 | | | 90 |
| | | 2015 | 6 | 3 | 4 | 12 | 11 | 19 | - | - | - | - | - | - | 55 | 3.8% | ▲ | 55 |
| | General Civil - Level 3 | 2014 | - | 2 | 2 | 6 | 6 | 2 | 4 | 3 | 4 | 7 | 3 | 6 | 18 | | | 45 |
| | | 2015 | 7 | 2 | 3 | - | 2 | 9 | - | - | - | - | - | - | 23 | 27.8% | ▲ | 23 |
| Criminal | Probates/Wills and Trusts - Level 2 | 2014 | 1 | 1 | 1 | - | - | 1 | 3 | - | 1 | - | - | - | 4 | | | 8 |
| | | 2015 | - | - | 1 | - | 1 | 1 | - | - | - | - | - | - | 3 | -25.0% | ▼ | 3 |
| | Protective Orders | 2015 | - | 2 | - | - | - | - | - | - | - | - | - | - | 2 | | | 2 |
| | | 2014 | 23 | 30 | 35 | 34 | 18 | 21 | 1 | 4 | 8 | 9 | 6 | 12 | 161 | | | 201 |
| | Uncontested Divorce | 2015 | 8 | 22 | 13 | 13 | 8 | 14 | - | - | - | - | - | - | 78 | -51.6% | ▼ | 78 |
| | | 2014 | 57 | 63 | 44 | 46 | 37 | 50 | 54 | 37 | 48 | 45 | 46 | 42 | 297 | | | 569 |
| | Misdemeanor | 2015 | 42 | 74 | 33 | 41 | 61 | 40 | - | - | - | - | - | - | 291 | -2.0% | ▼ | 291 |
| | | 2014 | 99 | 176 | 163 | 147 | 178 | 203 | 198 | 114 | 107 | 154 | 111 | 123 | 966 | | | 1,773 |
| | Non-Capital Felonies and Related Matters | 2015 | 156 | 143 | 161 | 177 | 137 | 124 | - | - | - | - | - | - | 898 | -7.0% | ▼ | 898 |
| | | 2014 | 3 | 11 | 3 | 7 | 2 | 25 | 10 | 8 | 8 | 9 | 1 | 7 | 51 | | | 94 |
| | Other Criminally Related Matters | 2015 | 6 | 5 | 9 | 5 | 11 | 5 | - | - | - | - | - | - | 41 | -19.6% | ▼ | 41 |
| | | 2014 | 43 | 36 | 39 | 40 | 34 | 22 | 32 | 27 | 32 | 44 | 23 | 19 | 214 | | | 391 |
| | Miscellaneous | 2015 | 32 | 27 | 38 | 35 | 33 | 39 | - | - | - | - | - | - | 204 | -4.7% | ▼ | 204 |
| | | 2014 | 2 | 1 | - | 3 | 3 | 3 | 1 | 2 | 2 | 2 | 2 | 2 | 12 | | | 23 |
| Other | Other | 2015 | 5 | 3 | 3 | 3 | 4 | - | - | - | - | - | - | - | 18 | 50.0% | ▲ | 18 |

Court: Albemarle Circuit

Start/End Date: Jan-14 / Jun-15

2014 Average Month: 345

Jan-Jun 2014: 1,994

Filings Trending: Steady ↔

Circuit/Court ID: 16 216003


Type of Case: Filings

2015 Average Month: 326

Jan-Jun 2015 : 1,953

Overall AVG. Month: 338

Monthly Filings Summary



January --- June Filings

1,994

2014

1,953

2015

| | Jan | Feb | Mar | Apr | May | <u>Jun</u> | Jul | Aug | Sep | Oct | Nov | Dec | Thru Jun | % Change | Trending | Total |
|------|-----|-----|-----|-----|-----|------------|-----|-----|-----|-----|-----|-----|----------|----------|----------|-------|
| 2014 | 343 | 333 | 300 | 403 | 312 | 303 | 407 | 312 | 365 | 367 | 325 | 368 | 1,994 | | | 4,138 |
| 2015 | 320 | 308 | 336 | 381 | 312 | 296 | - | - | - | - | - | - | 1,953 | -2.1% | ▼ | 1,953 |

| | | | Jan | Feb | Mar | Apr | May | <u>Jun</u> | Jul | Aug | Sep | Oct | Nov | Dec | Thru Jun | % Change | Trending | <u>Total</u> |
|---------------------|--|------|-----|-----|-----|-----|-----|------------|-----|-----|-----|-----|-----|-----|----------|----------|----------|--------------|
| Civil | Administrative Law | 2014 | - | - | - | - | - | - | - | - | 1 | - | - | 1 | 0 | | | 2 |
| | | 2015 | - | - | 1 | 1 | - | 1 | - | - | - | - | - | - | 3 | 0.0% | ↔ | 3 |
| | Contested Divorce | 2014 | 3 | 6 | 6 | 5 | 4 | 4 | 7 | 10 | 6 | 5 | 6 | 4 | 28 | | | 66 |
| | | 2015 | 6 | 3 | 5 | 3 | 2 | 9 | - | - | - | - | - | - | 28 | 0.0% | ↔ | 28 |
| | Domestic and Family - Level 1 | 2014 | 3 | 5 | 3 | 2 | 1 | - | 8 | 11 | 8 | 12 | 4 | 6 | 14 | | | 63 |
| | | 2015 | 10 | 3 | 11 | 23 | 15 | 5 | - | - | - | - | - | - | 67 | 378.6% | ▲ | 67 |
| | Domestic and Family - Level 2 | 2014 | 2 | 4 | 5 | 6 | - | 4 | 4 | 4 | 3 | 1 | 2 | 6 | 21 | | | 41 |
| | | 2015 | 6 | 2 | 3 | 5 | 7 | 4 | - | - | - | - | - | - | 27 | 28.6% | ▲ | 27 |
| | General Civil - Level 1 | 2014 | - | - | - | 1 | 2 | 3 | 5 | 2 | 1 | 3 | 5 | 1 | 6 | | | 23 |
| | | 2015 | - | 1 | 5 | 4 | 5 | - | - | - | - | - | - | - | 15 | 150.0% | ▲ | 15 |
| | General Civil - Level 2 | 2014 | 27 | 40 | 23 | 39 | 45 | 40 | 74 | 53 | 44 | 26 | 55 | 44 | 214 | | | 510 |
| | | 2015 | 34 | 46 | 40 | 40 | 42 | 20 | - | - | - | - | - | - | 222 | 3.7% | ▲ | 222 |
| | General Civil - Level 3 | 2014 | 17 | 13 | 7 | 3 | 7 | 15 | 10 | 2 | 4 | 8 | 4 | 9 | 62 | | | 99 |
| | | 2015 | 4 | - | 15 | 8 | 8 | 9 | - | - | - | - | - | - | 44 | -29.0% | ▼ | 44 |
| | Probates/Wills and Trusts | 2014 | 1 | - | - | - | - | - | - | - | - | - | 1 | - | 1 | | | 2 |
| | Probates/Wills and Trusts - Level 2 | 2014 | 1 | 3 | - | 3 | 1 | 2 | 3 | 2 | 4 | 6 | 3 | 4 | 10 | | | 32 |
| | | 2015 | 5 | 7 | 4 | 2 | 2 | 3 | - | - | - | - | - | - | 23 | 130.0% | ▲ | 23 |
| Protective Orders | 2014 | 2 | 2 | 1 | 1 | 1 | - | - | - | - | - | 1 | - | 7 | | | 8 | |
| Uncontested Divorce | 2014 | 10 | 20 | 22 | 15 | 13 | 21 | 17 | 13 | 17 | 22 | 20 | 15 | 101 | | | 205 | |
| | 2015 | 21 | 18 | 19 | 15 | 8 | 15 | - | - | - | - | - | - | 96 | -5.0% | ▼ | 96 | |
| Criminal | Capital Murder | 2014 | - | - | - | 1 | - | - | - | - | - | - | - | - | 1 | | | 1 |
| | | 2015 | - | - | - | 1 | - | - | - | - | - | - | - | - | 1 | 0.0% | ↔ | 1 |
| | Misdemeanor | 2014 | 13 | 31 | 14 | 18 | 12 | 10 | 17 | 21 | 24 | 21 | 15 | 35 | 98 | | | 231 |
| | | 2015 | 9 | 22 | 10 | 10 | 14 | 20 | - | - | - | - | - | - | 85 | -13.3% | ▼ | 85 |
| | Non-Capital Felonies and Related Matters | 2014 | 86 | 53 | 50 | 118 | 102 | 93 | 68 | 51 | 70 | 80 | 48 | 66 | 502 | | | 885 |
| | | 2015 | 83 | 71 | 42 | 116 | 61 | 51 | - | - | - | - | - | - | 424 | -15.5% | ▼ | 424 |
| | Other Criminally Related Matters | 2014 | 1 | - | 5 | 4 | 4 | 4 | 4 | - | 3 | 3 | 2 | 3 | 18 | | | 33 |
| 2015 | | 1 | - | 2 | - | 3 | 2 | - | - | - | - | - | - | 8 | -55.6% | ▼ | 8 | |
| Other | Miscellaneous | 2014 | 175 | 154 | 162 | 181 | 117 | 104 | 181 | 137 | 174 | 174 | 150 | 171 | 893 | | | 1,880 |
| | | 2015 | 137 | 131 | 173 | 148 | 137 | 153 | - | - | - | - | - | - | 879 | -1.6% | ▼ | 879 |
| | Other | 2014 | 2 | 2 | 2 | 6 | 3 | 3 | 9 | 6 | 6 | 6 | 9 | 3 | 18 | | | 57 |
| | | 2015 | 4 | 4 | 6 | 5 | 8 | 4 | - | - | - | - | - | - | 31 | 72.2% | ▲ | 31 |

Court: Culpeper Circuit

Start/End Date: Jan-14 / Jun-15

2014 Average Month: 203

Jan-Jun 2014: 1,207

Filings Trending: Upward ▲

Circuit/Court ID: 16 216047


Type of Case: Filings

2015 Average Month:208

Jan-Jun 2015 : 1,247


Overall AVG. Month: 205

Monthly Filings Summary



Jan 2014-----Jun 2015

January --- June Filings



1,207 2014 1,247 2015

| | Jan | Feb | Mar | Apr | May | <u>Jun</u> | Jul | Aug | Sep | Oct | Nov | Dec | Thru Jun | % Change | Trending | Total |
|------|-----|-----|-----|-----|-----|------------|-----|-----|-----|-----|-----|-----|----------|----------|----------|-------|
| 2014 | 183 | 205 | 195 | 217 | 183 | 224 | 165 | 220 | 188 | 271 | 146 | 239 | 1,207 | | | 2,436 |
| 2015 | 161 | 206 | 190 | 291 | 173 | 226 | - | - | - | - | - | - | 1,247 | 3.3% | ▲ | 1,247 |

| | | | Jan | Feb | Mar | Apr | May | <u>Jun</u> | Jul | Aug | Sep | Oct | Nov | Dec | Thru Jun | % Change | Trending | Total |
|----------|--|------|-----|-----|-----|-----|-----|------------|-----|-----|-----|-----|-----|-----|----------|----------|----------|-------|
| Civil | Administrative Law | 2014 | - | 1 | - | - | - | - | - | - | - | - | - | 1 | 1 | | | 2 |
| | | 2015 | - | - | 1 | 2 | - | 1 | - | - | - | - | - | - | 4 | 300.0% | ▲ | 4 |
| | Contested Divorce | 2014 | 6 | 5 | 3 | 3 | 8 | 5 | 3 | 3 | 5 | 10 | 3 | 2 | 30 | | | 56 |
| | | 2015 | 5 | 8 | 7 | 4 | 3 | 6 | - | - | - | - | - | - | 33 | 10.0% | ▲ | 33 |
| | Domestic and Family - Level 1 | 2014 | 4 | 3 | 3 | 8 | 4 | - | 5 | 6 | 9 | 24 | 6 | 15 | 22 | | | 87 |
| | | 2015 | 6 | 3 | 18 | 10 | 14 | 9 | - | - | - | - | - | - | 60 | 172.7% | ▲ | 60 |
| | Domestic and Family - Level 2 | 2014 | - | 1 | 6 | 5 | 4 | 5 | 2 | 2 | 6 | 1 | - | 7 | 21 | | | 39 |
| | | 2015 | 4 | 2 | 3 | 8 | 2 | 6 | - | - | - | - | - | - | 25 | 19.0% | ▲ | 25 |
| | General Civil - Level 1 | 2014 | - | - | 1 | - | 1 | - | - | - | - | 1 | 1 | 1 | 2 | | | 5 |
| | | 2015 | 4 | 2 | 7 | 4 | 6 | 3 | 7 | 9 | 5 | 11 | 7 | 3 | 26 | | | 68 |
| | General Civil - Level 2 | 2014 | 4 | 2 | 7 | 4 | 6 | 3 | 7 | 9 | 5 | 11 | 7 | 3 | 26 | | | 68 |
| | | 2015 | 6 | 10 | 9 | 8 | 12 | 5 | - | - | - | - | - | - | 50 | 92.3% | ▲ | 50 |
| | General Civil - Level 3 | 2014 | 18 | 5 | 8 | 6 | 5 | 8 | 4 | 12 | 5 | 11 | 5 | 5 | 50 | | | 92 |
| | | 2015 | 2 | 5 | 8 | 6 | 4 | 6 | - | - | - | - | - | - | 31 | -38.0% | ▼ | 31 |
| Criminal | Probates/Wills and Trusts | 2014 | - | - | 1 | - | - | 1 | - | - | - | - | 1 | - | 2 | | | 3 |
| | | 2015 | - | - | 4 | 4 | 2 | 2 | 1 | - | 1 | 1 | - | - | 12 | | | 15 |
| | Probates/Wills and Trusts - Level 2 | 2014 | - | - | - | 1 | 2 | - | - | - | - | - | - | - | 3 | -75.0% | ▼ | 3 |
| | | 2015 | - | - | - | 1 | 2 | - | - | - | - | - | - | - | 3 | -75.0% | ▼ | 3 |
| | Uncontested Divorce | 2014 | 12 | 12 | 9 | 8 | 11 | 9 | 10 | 13 | 11 | 12 | 6 | 8 | 61 | | | 121 |
| | | 2015 | 5 | 10 | 13 | 15 | 10 | 10 | - | - | - | - | - | - | 63 | 3.3% | ▲ | 63 |
| | Misdemeanor | 2014 | 15 | 20 | 16 | 25 | 12 | 17 | 17 | 25 | 18 | 31 | 16 | 40 | 105 | | | 252 |
| | | 2015 | 4 | 33 | 18 | 37 | 11 | 40 | - | - | - | - | - | - | 143 | 36.2% | ▲ | 143 |
| | Non-Capital Felonies and Related Matters | 2014 | 41 | 57 | 37 | 53 | 63 | 95 | 46 | 56 | 49 | 87 | 44 | 72 | 346 | | | 700 |
| | | 2015 | 47 | 59 | 35 | 139 | 34 | 55 | - | - | - | - | - | - | 369 | 6.6% | ▲ | 369 |
| Other | Other Criminally Related Matters | 2014 | - | 4 | 1 | 1 | - | - | 2 | 7 | 6 | 4 | 2 | 7 | 6 | | | 34 |
| | | 2015 | 3 | 3 | 1 | 3 | 2 | 3 | - | - | - | - | - | - | 15 | 150.0% | ▲ | 15 |
| | Miscellaneous | 2014 | 82 | 95 | 98 | 98 | 67 | 79 | 68 | 87 | 72 | 78 | 54 | 77 | 519 | | | 955 |
| | | 2015 | 78 | 73 | 76 | 57 | 79 | 81 | - | - | - | - | - | - | 444 | -14.5% | ▼ | 444 |
| | Other | 2014 | 1 | - | 1 | 2 | - | - | - | - | 1 | - | 1 | 1 | 4 | | | 7 |
| | | 2015 | 1 | - | 1 | 1 | - | 4 | - | - | - | - | - | - | 7 | 75.0% | ▲ | 7 |

Court: Fluvanna Circuit

Start/End Date: Jan-14 / Jun-15

2014 Average Month: 108

Jan-Jun 2014: 643

Filings Trending: Downward ▼

Circuit/Court ID: 16 216065

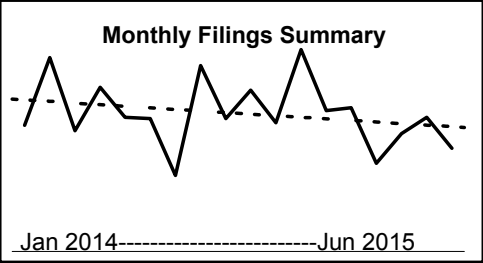
Type of Case: Filings

2015 Average Month:90

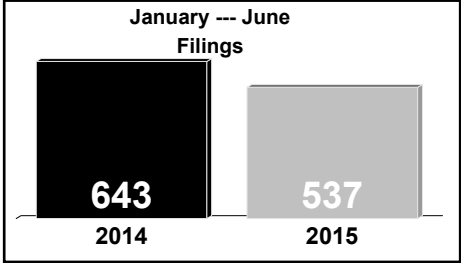
Jan-Jun 2015 : 537

Overall AVG. Month: 102

Monthly Filings Summary



January --- June Filings



| | | | Jan | Feb | Mar | Apr | May | <u>Jun</u> | Jul | Aug | Sep | Oct | Nov | Dec | Thru Jun | % Change | Trending | Total |
|------|--|--|-----|-----|-----|-----|-----|------------|-----|-----|-----|-----|-----|-----|----------|----------|----------|-------|
| 2014 | | | 93 | 143 | 89 | 121 | 99 | 98 | 56 | 137 | 98 | 119 | 95 | 149 | 643 | | | 1,297 |
| 2015 | | | 104 | 106 | 65 | 87 | 99 | 76 | - | - | - | - | - | - | 537 | -16.5% | ▼ | 537 |

| | | | Jan | Feb | Mar | Apr | May | <u>Jun</u> | Jul | Aug | Sep | Oct | Nov | Dec | Thru Jun | % Change | Trending | Total |
|----------|--|------|------|-----|-----|-----|-----|------------|-----|-----|-----|-----|-----|-----|----------|----------|----------|-------|
| Civil | Administrative Law | 2015 | - | - | 2 | - | - | - | - | - | - | - | - | - | 2 | | | 2 |
| | Contested Divorce | 2014 | 1 | 1 | - | 1 | 2 | 2 | 1 | 2 | 2 | 3 | 2 | 2 | 7 | | | 19 |
| | | 2015 | 1 | 2 | 3 | 7 | 2 | 1 | - | - | - | - | - | - | 16 | 128.6% | ▲ | 16 |
| | Domestic and Family - Level 1 | 2014 | 4 | 1 | 1 | - | 5 | 8 | 1 | 15 | 1 | 1 | 9 | 1 | 19 | | | 47 |
| | | 2015 | 4 | 5 | - | 4 | 2 | 8 | - | - | - | - | - | - | 23 | 21.1% | ▲ | 23 |
| | Domestic and Family - Level 2 | 2014 | 2 | 1 | 1 | 1 | 13 | 2 | - | 3 | 2 | 2 | - | - | 20 | | | 27 |
| | | 2015 | - | - | 1 | 5 | 2 | - | - | - | - | - | - | - | 8 | -60.0% | ▼ | 8 |
| | General Civil - Level 1 | 2014 | - | 1 | - | 1 | - | - | - | - | - | - | - | - | 2 | | | 2 |
| | General Civil - Level 2 | 2014 | 7 | 3 | 3 | 3 | 5 | 3 | 4 | 4 | 2 | 4 | 3 | 2 | 24 | | | 43 |
| | | 2015 | 2 | 2 | 1 | 3 | 3 | 2 | - | - | - | - | - | - | 13 | -45.8% | ▼ | 13 |
| | General Civil - Level 3 | 2014 | 1 | 2 | 4 | 2 | 1 | 1 | 1 | - | 2 | 3 | 1 | 1 | 11 | | | 19 |
| | | 2015 | 2 | 2 | 2 | 3 | 6 | 1 | - | - | - | - | - | - | 16 | 45.5% | ▲ | 16 |
| | Probates/Wills and Trusts - Level 2 | 2014 | 1 | - | - | 1 | - | 1 | - | - | 1 | 1 | - | - | 3 | | | 5 |
| | | 2015 | - | 1 | 1 | - | - | - | - | - | - | - | - | - | 2 | -33.3% | ▼ | 2 |
| Criminal | Protective Orders | 2015 | - | - | - | - | - | 1 | - | - | - | - | - | - | 1 | | | 1 |
| | Uncontested Divorce | 2014 | 2 | 6 | 3 | 4 | 5 | 7 | 3 | 4 | 2 | 3 | 5 | 4 | 27 | | | 48 |
| | | 2015 | 7 | 2 | 7 | 5 | 5 | 4 | - | - | - | - | - | - | 30 | 11.1% | ▲ | 30 |
| | Misdemeanor | 2014 | 7 | 22 | 12 | 19 | 11 | 7 | 8 | 14 | 13 | 15 | 8 | 21 | 78 | | | 157 |
| Other | | 2015 | 18 | 14 | 1 | 14 | 10 | 11 | - | - | - | - | - | - | 68 | -12.8% | ▼ | 68 |
| | Non-Capital Felonies and Related Matters | 2014 | 11 | 57 | 11 | 34 | 13 | 19 | 10 | 46 | 10 | 29 | 10 | 20 | 145 | | | 270 |
| | | 2015 | 21 | 30 | 2 | 9 | 16 | 14 | - | - | - | - | - | - | 92 | -36.6% | ▼ | 92 |
| | Other Criminally Related Matters | 2014 | 5 | 3 | - | 6 | 6 | 7 | 2 | 4 | 14 | 13 | 2 | 7 | 27 | | | 69 |
| Other | | 2015 | 10 | 3 | 2 | 4 | 1 | 1 | - | - | - | - | - | - | 21 | -22.2% | ▼ | 21 |
| | Miscellaneous | 2014 | 52 | 46 | 54 | 49 | 38 | 41 | 26 | 45 | 49 | 45 | 55 | 91 | 280 | | | 591 |
| | | 2015 | 39 | 44 | 42 | 33 | 52 | 32 | - | - | - | - | - | - | 242 | -13.6% | ▼ | 242 |
| Other | | | 2015 | - | 1 | 1 | - | - | 1 | - | - | - | - | - | 3 | | | 3 |

Court: Goochland Circuit

Start/End Date: Jan-14 / Jun-15

2014 Average Month: 78

Jan-Jun 2014: 476

Filings Trending: Upward ▲

Circuit/Court ID: 16 216075


Type of Case: Filings

2015 Average Month:83

Jan-Jun 2015 : 497


Overall AVG. Month: 79

Monthly Filings Summary



Jan 2014-----Jun 2015

January --- June Filings



476 497

2014 2015

| | Jan | Feb | Mar | Apr | May | Jun | Jul | Aug | Sep | Oct | Nov | Dec | Thru Jun | % Change | Trending | Total |
|------|-----|-----|-----|-----|-----|-----|-----|-----|-----|-----|-----|-----|----------|----------|----------|-------|
| 2014 | 69 | 103 | 57 | 78 | 82 | 87 | 68 | 74 | 80 | 73 | 60 | 100 | 476 | | | 931 |
| 2015 | 75 | 89 | 95 | 89 | 71 | 78 | - | - | - | - | - | - | 497 | 4.4% | ▲ | 497 |

| | | | Jan | Feb | Mar | Apr | May | Jun | Jul | Aug | Sep | Oct | Nov | Dec | Thru Jun | % Change | Trending | Total |
|----------|--|------|------|-----|-----|-----|-----|-----|-----|-----|-----|-----|-----|-----|----------|----------|----------|-------|
| Civil | Administrative Law | 2015 | - | 1 | - | 1 | - | - | - | - | - | - | - | - | 2 | | | 2 |
| | Contested Divorce | 2014 | 1 | 2 | - | 1 | 2 | 1 | 2 | - | 1 | 1 | 1 | - | 7 | | | 12 |
| | | 2015 | - | 3 | 2 | 4 | - | 2 | - | - | - | - | - | - | 11 | 57.1% | ▲ | 11 |
| | Domestic and Family - Level 1 | 2014 | 2 | - | 1 | - | - | - | 2 | - | 3 | - | - | - | 3 | | | 8 |
| | | 2015 | 4 | 1 | - | 3 | 2 | - | - | - | - | - | - | - | 10 | 233.3% | ▲ | 10 |
| | Domestic and Family - Level 2 | 2014 | 1 | 2 | 1 | - | 2 | - | - | - | 1 | 1 | 2 | - | 6 | | | 10 |
| | | 2015 | - | 2 | 2 | - | - | - | - | - | - | - | - | - | 4 | -33.3% | ▼ | 4 |
| | General Civil - Level 1 | 2015 | 1 | - | 1 | - | - | - | - | - | - | - | - | - | 2 | | | 2 |
| | General Civil - Level 2 | 2014 | 2 | - | 2 | 6 | 5 | 2 | 6 | 2 | 4 | 4 | 2 | 1 | 17 | | | 36 |
| | | 2015 | 6 | 2 | 9 | 2 | - | 3 | - | - | - | - | - | - | 22 | 29.4% | ▲ | 22 |
| | General Civil - Level 3 | 2014 | 2 | - | - | - | 1 | 2 | 2 | 1 | 2 | 1 | 2 | 1 | 5 | | | 14 |
| | | 2015 | 3 | 3 | 2 | 3 | 2 | 2 | - | - | - | - | - | - | 15 | 200.0% | ▲ | 15 |
| | Probates/Wills and Trusts - Level 1 | 2014 | - | - | - | - | - | - | 1 | - | - | - | - | - | 0 | | | 1 |
| | | 2015 | - | 1 | - | - | - | - | - | - | - | - | - | - | 1 | 0.0% | ↔ | 1 |
| Criminal | Probates/Wills and Trusts - Level 2 | 2014 | - | - | - | - | - | 1 | 1 | 1 | 1 | - | 1 | - | 1 | | | 5 |
| | | 2015 | 1 | - | 1 | 1 | - | 1 | - | - | - | - | - | - | 4 | 300.0% | ▲ | 4 |
| | Uncontested Divorce | 2014 | 4 | 5 | 4 | 3 | 3 | - | 1 | 5 | 2 | 3 | 2 | 5 | 19 | | | 37 |
| | | 2015 | - | 3 | 4 | - | 6 | 10 | - | - | - | - | - | - | 23 | 21.1% | ▲ | 23 |
| | Misdemeanor | 2014 | 3 | 16 | 9 | 8 | 16 | 17 | 12 | 16 | 5 | 6 | 6 | 24 | 69 | | | 138 |
| Other | | 2015 | 10 | 9 | 15 | 7 | 6 | 13 | - | - | - | - | - | - | 60 | -13.0% | ▼ | 60 |
| | Non-Capital Felonies and Related Matters | 2014 | 1 | 32 | 1 | 18 | 7 | 20 | 7 | 19 | 15 | 8 | 4 | 27 | 79 | | | 159 |
| | | 2015 | 6 | 5 | 7 | 17 | 8 | 5 | - | - | - | - | - | - | 48 | -39.2% | ▼ | 48 |
| | Other Criminally Related Matters | 2014 | - | 4 | 1 | - | 1 | 6 | 3 | 3 | 8 | 5 | 7 | 5 | 12 | | | 43 |
| | | 2015 | 1 | 7 | 3 | 2 | 5 | 2 | - | - | - | - | - | - | 20 | 66.7% | ▲ | 20 |
| Other | Miscellaneous | 2014 | 53 | 41 | 36 | 42 | 44 | 36 | 29 | 26 | 38 | 43 | 32 | 37 | 252 | | | 457 |
| | | 2015 | 43 | 51 | 48 | 49 | 41 | 39 | - | - | - | - | - | - | 271 | 7.5% | ▲ | 271 |
| | Other | 2014 | - | 1 | 2 | - | 1 | 2 | 2 | 1 | - | 1 | 1 | - | 6 | | | 11 |
| | | | 2015 | - | 1 | 1 | - | 1 | 1 | - | - | - | - | - | 4 | -33.3% | ▼ | 4 |

Court: Greene Circuit

Start/End Date: Jan-14 / Jun-15

2014 Average Month: 93

Jan-Jun 2014: 607

Filings Trending: Downward ▼

Circuit/Court ID: 16 216079

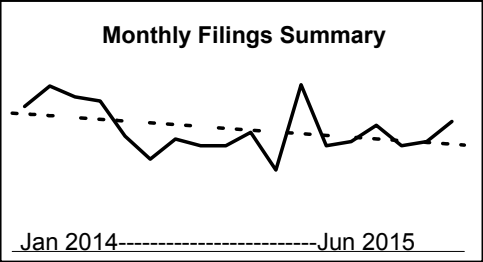
Type of Case: Filings

2015 Average Month:85

Jan-Jun 2015 : 507

Overall AVG. Month: 90

Monthly Filings Summary



January --- June Filings

607

2014

507

2015

| | Jan | Feb | Mar | Apr | May | <u>Jun</u> | Jul | Aug | Sep | Oct | Nov | Dec | Thru Jun | % Change | Trending | Total |
|------|-----|-----|-----|-----|-----|------------|-----|-----|-----|-----|-----|-----|----------|----------|----------|-------|
| 2014 | 107 | 122 | 114 | 111 | 85 | 68 | 83 | 78 | 78 | 88 | 60 | 123 | 607 | | | 1,117 |
| 2015 | 78 | 81 | 93 | 78 | 81 | 96 | - | - | - | - | - | - | 507 | -16.5% | ▼ | 507 |

| | | | Jan | Feb | Mar | Apr | May | <u>Jun</u> | Jul | Aug | Sep | Oct | Nov | Dec | Thru Jun | % Change | Trending | Total |
|----------|--|------|-----|-----|-----|-----|-----|------------|-----|-----|-----|-----|-----|-----|----------|----------|----------|-------|
| Civil | Administrative Law | 2014 | - | - | - | - | - | - | - | - | - | - | 1 | 1 | 0 | | | 2 |
| | Contested Divorce | 2014 | - | 1 | - | 3 | - | 2 | 4 | 2 | 1 | 1 | - | 2 | 6 | 0.0% | ↔ | 16 |
| | | 2015 | 1 | 1 | 2 | - | 2 | - | - | - | - | - | - | - | 6 | 0.0% | ↔ | 6 |
| | Domestic and Family - Level 1 | 2014 | - | 2 | 1 | - | - | - | - | - | - | 2 | - | 1 | 3 | | | 6 |
| | | 2015 | 2 | - | 1 | - | 5 | 2 | - | - | - | - | - | - | 10 | 233.3% | ▲ | 10 |
| | Domestic and Family - Level 2 | 2014 | 2 | 2 | 1 | - | - | - | - | - | - | - | 2 | 1 | 5 | | | 8 |
| | | 2015 | 1 | - | 2 | - | - | - | - | - | - | - | - | - | 3 | -40.0% | ▼ | 3 |
| | General Civil - Level 1 | 2015 | - | 1 | - | - | - | 1 | - | - | - | - | - | - | 2 | | | 2 |
| | General Civil - Level 2 | 2014 | 2 | 1 | 1 | 3 | 2 | 2 | 4 | 1 | 1 | - | 5 | 1 | 11 | | | 23 |
| | | 2015 | 5 | 2 | 5 | 1 | - | 5 | - | - | - | - | - | - | 18 | 63.6% | ▲ | 18 |
| | General Civil - Level 3 | 2014 | 1 | - | 1 | - | 8 | - | - | - | 2 | 1 | - | 2 | 10 | | | 15 |
| | | 2015 | - | 2 | 1 | 1 | 7 | 2 | - | - | - | - | - | - | 13 | 30.0% | ▲ | 13 |
| | Probates/Wills and Trusts - Level 2 | 2014 | 1 | - | - | 1 | - | - | - | - | 3 | - | - | - | 2 | | | 5 |
| | | 2015 | - | - | 2 | - | - | 2 | - | - | - | - | - | - | 4 | 100.0% | ▲ | 4 |
| Criminal | Uncontested Divorce | 2014 | 4 | 3 | - | 5 | 2 | 3 | 4 | 4 | 2 | 2 | 5 | 7 | 17 | | | 41 |
| | | 2015 | 3 | 4 | 7 | 4 | 6 | 2 | - | - | - | - | - | - | 26 | 52.9% | ▲ | 26 |
| | Misdemeanor | 2014 | 7 | 7 | 7 | 20 | 3 | 4 | 6 | 8 | 6 | 8 | 2 | 7 | 48 | | | 85 |
| | | 2015 | 5 | 6 | 3 | 4 | 1 | 5 | - | - | - | - | - | - | 24 | -50.0% | ▼ | 24 |
| | Non-Capital Felonies and Related Matters | 2014 | 29 | 3 | 27 | 15 | 15 | 13 | 18 | 15 | 6 | 16 | 9 | 39 | 102 | | | 205 |
| Other | | 2015 | 15 | 21 | 26 | 26 | 13 | 19 | - | - | - | - | - | - | 120 | 17.6% | ▲ | 120 |
| | Other Criminally Related Matters | 2014 | 1 | 1 | 2 | 2 | - | 1 | 1 | - | 1 | - | 1 | - | 7 | | | 10 |
| | | 2015 | 1 | - | - | - | 1 | - | - | - | - | - | - | - | 2 | -71.4% | ▼ | 2 |
| | Miscellaneous | 2014 | 54 | 94 | 72 | 56 | 50 | 38 | 40 | 40 | 53 | 54 | 33 | 55 | 364 | | | 639 |
| | | 2015 | 43 | 44 | 43 | 42 | 43 | 57 | - | - | - | - | - | - | 272 | -25.3% | ▼ | 272 |
| | Other | 2014 | 6 | 8 | 2 | 6 | 5 | 5 | 6 | 8 | 3 | 4 | 2 | 7 | 32 | | | 62 |
| | | 2015 | 2 | - | 1 | - | 3 | 1 | - | - | - | - | - | - | 7 | -78.1% | ▼ | 7 |

Court: Louisa Circuit

Start/End Date: Jan-14 / Jun-15

2014 Average Month: 173

Jan-Jun 2014: 1,067

Filings Trending: Downward ▼

Circuit/Court ID: 16 216109


Type of Case: Filings

2015 Average Month:167

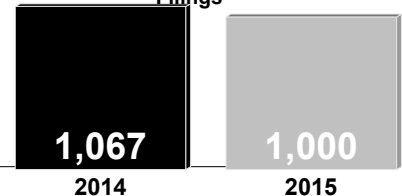
Jan-Jun 2015 : 1,000

Overall AVG. Month: 171

Monthly Filings Summary



January --- June Filings



| | Jan | Feb | Mar | Apr | May | <u>Jun</u> | Jul | Aug | Sep | Oct | Nov | Dec | Thru Jun | % Change | Trending | Total |
|------|-----|-----|-----|-----|-----|------------|-----|-----|-----|-----|-----|-----|----------|----------|----------|-------|
| 2014 | 229 | 157 | 203 | 218 | 142 | 118 | 206 | 129 | 179 | 160 | 153 | 185 | 1,067 | | | 2,079 |
| 2015 | 178 | 184 | 159 | 178 | 145 | 156 | - | - | - | - | - | - | 1,000 | -6.3% | ▼ | 1,000 |

| | | | Jan | Feb | Mar | Apr | May | <u>Jun</u> | Jul | Aug | Sep | Oct | Nov | Dec | Thru Jun | % Change | Trending | Total |
|----------|--|------|-----|-----|-----|-----|-----|------------|-----|-----|-----|-----|-----|-----|----------|----------|----------|-------|
| Civil | Administrative Law | 2014 | - | - | - | - | - | 1 | - | - | 1 | - | - | - | 1 | | | 2 |
| | | 2015 | 1 | - | 1 | - | 1 | - | - | - | - | - | - | - | 3 | 200.0% | ▲ | 3 |
| | Contested Divorce | 2014 | 1 | 9 | 1 | 4 | 2 | 1 | 1 | 4 | 3 | 1 | 3 | 4 | 18 | | | 34 |
| | | 2015 | 1 | 2 | 2 | 5 | 1 | 1 | - | - | - | - | - | - | 12 | -33.3% | ▼ | 12 |
| | Domestic and Family - Level 1 | 2014 | - | 5 | - | 1 | - | - | 4 | 4 | 2 | 4 | - | 1 | 6 | | | 21 |
| | | 2015 | - | 8 | - | 2 | - | 2 | - | - | - | - | - | - | 12 | 100.0% | ▲ | 12 |
| | Domestic and Family - Level 2 | 2014 | 1 | 4 | 1 | 3 | 4 | 2 | - | 1 | 3 | - | 2 | 4 | 15 | | | 25 |
| | | 2015 | - | 4 | - | 1 | - | - | - | - | - | - | - | - | 5 | -66.7% | ▼ | 5 |
| | General Civil - Level 1 | 2014 | - | 1 | - | - | 1 | - | - | - | - | - | - | 1 | 2 | | | 3 |
| | | 2015 | 3 | 1 | - | - | - | - | - | - | - | - | - | - | 4 | 100.0% | ▲ | 4 |
| | General Civil - Level 2 | 2014 | 11 | 5 | 3 | 4 | 3 | 11 | 5 | 7 | 8 | 1 | 5 | 3 | 37 | | | 66 |
| | | 2015 | 7 | 5 | 3 | 8 | 5 | 7 | - | - | - | - | - | - | 35 | -5.4% | ▼ | 35 |
| | General Civil - Level 3 | 2014 | 2 | 5 | 1 | 2 | 2 | 3 | 2 | 7 | 2 | 2 | 2 | 1 | 15 | | | 31 |
| | | 2015 | 2 | 1 | 2 | 7 | 4 | 3 | - | - | - | - | - | - | 19 | 26.7% | ▲ | 19 |
| | Probates/Wills and Trusts - Level 1 | 2014 | - | - | - | - | - | - | 1 | 1 | - | 1 | - | - | 0 | | | 3 |
| | | 2015 | - | 1 | - | - | - | - | - | - | - | - | - | - | 1 | 0.0% | ↔ | 1 |
| | Probates/Wills and Trusts - Level 2 | 2014 | - | - | - | 1 | 2 | - | - | - | 1 | - | - | 3 | 3 | | | 7 |
| | | 2015 | 1 | - | - | 2 | 3 | - | - | - | - | - | - | - | 6 | 100.0% | ▲ | 6 |
| | Uncontested Divorce | 2014 | 3 | 7 | 10 | 5 | 5 | 9 | 7 | 10 | 1 | 5 | 3 | 5 | 39 | | | 70 |
| | | 2015 | 5 | 1 | 8 | 4 | 6 | 5 | - | - | - | - | - | - | 29 | -25.6% | ▼ | 29 |
| Criminal | Misdemeanor | 2014 | 30 | 12 | 16 | 22 | 9 | 8 | 25 | 6 | 19 | 22 | 11 | 11 | 97 | | | 191 |
| | | 2015 | 25 | 20 | 21 | 17 | 21 | 25 | - | - | - | - | - | - | 129 | 33.0% | ▲ | 129 |
| | Non-Capital Felonies and Related Matters | 2014 | 55 | 17 | 73 | 78 | 32 | 13 | 75 | 19 | 47 | 21 | 54 | 53 | 268 | | | 537 |
| | | 2015 | 56 | 62 | 22 | 67 | 25 | 35 | - | - | - | - | - | - | 267 | -0.4% | ▼ | 267 |
| | Other Criminally Related Matters | 2014 | 7 | 5 | 7 | 6 | 2 | 5 | 3 | - | 5 | 5 | 5 | 3 | 32 | | | 53 |
| | | 2015 | 3 | 3 | 5 | 5 | 4 | 5 | - | - | - | - | - | - | 25 | -21.9% | ▼ | 25 |
| Other | Miscellaneous | 2014 | 94 | 71 | 77 | 76 | 62 | 41 | 64 | 61 | 74 | 69 | 49 | 84 | 421 | | | 822 |
| | | 2015 | 54 | 54 | 74 | 45 | 54 | 49 | - | - | - | - | - | - | 330 | -21.6% | ▼ | 330 |
| | Other | 2014 | 25 | 16 | 14 | 16 | 18 | 24 | 19 | 9 | 13 | 29 | 19 | 12 | 113 | | | 214 |
| | | 2015 | 20 | 22 | 21 | 15 | 21 | 24 | - | - | - | - | - | - | 123 | 8.8% | ▲ | 123 |

Court: Madison Circuit

Start/End Date: Jan-14 / Jun-15

2014 Average Month: 62

Jan-Jun 2014: 417

Filings Trending: Downward ▼

Circuit/Court ID: 16 216113

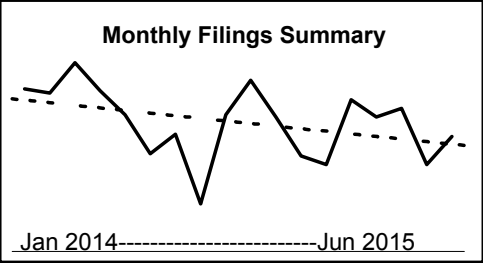
Type of Case: Filings

2015 Average Month:55

Jan-Jun 2015 : 331

Overall AVG. Month: 60

Monthly Filings Summary



January --- June Filings

417

2014

331

2015

| | | | Jan | Feb | Mar | Apr | May | Jun | Jul | Aug | Sep | Oct | Nov | Dec | Thru Jun | % Change | Trending | Total |
|------|--|--|-----|-----|-----|-----|-----|-----|-----|-----|-----|-----|-----|-----|----------|----------|----------|-------|
| 2014 | | | 75 | 73 | 87 | 74 | 63 | 45 | 54 | 22 | 63 | 79 | 62 | 44 | 417 | | | 741 |
| 2015 | | | 40 | 70 | 62 | 66 | 40 | 53 | - | - | - | - | - | - | 331 | -20.6% | ▼ | 331 |

| | | | Jan | Feb | Mar | Apr | May | Jun | Jul | Aug | Sep | Oct | Nov | Dec | Thru Jun | % Change | Trending | Total |
|----------|--|------|------|-----|-----|-----|-----|-----|-----|-----|-----|-----|-----|-----|----------|----------|----------|-------|
| Civil | Contested Divorce | 2014 | 1 | 3 | - | 2 | - | 1 | 2 | 2 | - | - | - | 1 | 2 | 7 | | 14 |
| | | 2015 | - | - | 2 | 2 | 1 | - | - | - | - | - | - | - | 5 | -28.6% | ▼ | 5 |
| | Domestic and Family - Level 1 | 2014 | - | - | - | - | - | 2 | - | 1 | - | 4 | 2 | 2 | 2 | | | 11 |
| | | 2015 | - | 2 | 2 | 4 | - | 6 | - | - | - | - | - | - | 14 | 600.0% | ▲ | 14 |
| | Domestic and Family - Level 2 | 2014 | 1 | - | - | 1 | - | - | 1 | 1 | - | - | - | 1 | 2 | | | 5 |
| | | 2015 | 1 | 1 | 3 | - | 1 | - | - | - | - | - | - | - | 6 | 200.0% | ▲ | 6 |
| | General Civil - Level 1 | 2014 | - | - | - | - | - | - | - | - | - | - | - | 1 | 0 | | | 1 |
| | General Civil - Level 2 | 2014 | 1 | - | - | 2 | 2 | 1 | 3 | 1 | - | 2 | 2 | 1 | 6 | 0.0% | ↔ | 15 |
| | | 2015 | - | 1 | 3 | 3 | - | 5 | - | - | - | - | - | - | 12 | 100.0% | ▲ | 12 |
| | General Civil - Level 3 | 2014 | - | 1 | - | 1 | 1 | 4 | - | 1 | 1 | 1 | - | 1 | 7 | | | 11 |
| | | 2015 | - | 1 | 1 | 3 | 6 | - | - | - | - | - | - | - | 11 | 57.1% | ▲ | 11 |
| | Probates/Wills and Trusts | 2014 | - | - | - | - | - | - | - | - | - | - | - | 1 | 0 | | | 1 |
| Criminal | Probates/Wills and Trusts - Level 2 | 2014 | - | - | - | 1 | - | - | - | 1 | - | 1 | - | - | 1 | 0.0% | ↔ | 3 |
| | | 2015 | - | - | - | - | 1 | - | - | - | - | - | - | - | 1 | 0.0% | ↔ | 1 |
| | Uncontested Divorce | 2014 | 1 | 2 | - | 5 | 4 | 2 | 4 | - | 5 | 1 | 1 | - | 14 | | | 25 |
| | | 2015 | 1 | 2 | 1 | 6 | 2 | 1 | - | - | - | - | - | - | 13 | -7.1% | ▼ | 13 |
| | Misdemeanor | 2014 | 2 | 7 | 1 | 4 | 3 | 1 | 3 | - | - | 8 | 4 | 10 | 18 | | | 43 |
| Other | | 2015 | 2 | 10 | 8 | 6 | 3 | 5 | - | - | - | - | - | - | 34 | 88.9% | ▲ | 34 |
| | Non-Capital Felonies and Related Matters | 2014 | 11 | 11 | 27 | 8 | 17 | 6 | 4 | 6 | 6 | 23 | 20 | 6 | 80 | | | 145 |
| | | 2015 | 2 | 9 | 3 | 12 | 5 | 14 | - | - | - | - | - | - | 45 | -43.8% | ▼ | 45 |
| | Other Criminally Related Matters | 2014 | - | 2 | - | 1 | 5 | - | 2 | - | - | 3 | - | 2 | 8 | | | 15 |
| | | 2015 | - | 4 | - | 1 | - | 1 | - | - | - | - | - | - | 6 | -25.0% | ▼ | 6 |
| | Miscellaneous | 2014 | 50 | 31 | 50 | 42 | 27 | 22 | 30 | 7 | 38 | 28 | 25 | 14 | 222 | | | 364 |
| | | 2015 | 26 | 25 | 23 | 23 | 16 | 14 | - | - | - | - | - | - | 127 | -42.8% | ▼ | 127 |
| | Other | 2014 | 8 | 16 | 9 | 7 | 4 | 6 | 5 | 2 | 13 | 8 | 7 | 3 | 50 | | | 88 |
| | | | 2015 | 8 | 15 | 16 | 6 | 5 | 7 | - | - | - | - | - | 57 | 14.0% | ▲ | 57 |

Court: Orange Circuit

Start/End Date: Jan-14 / Jun-15

2014 Average Month: 167

Jan-Jun 2014: 896

Filings Trending: Downward ▼

Circuit/Court ID: 16 216137


Type of Case: Filings

2015 Average Month:144

Jan-Jun 2015 : 865

Overall AVG. Month: 160

Monthly Filings Summary



Jan 2014-----Jun 2015

January --- June Filings

896

2014

865

2015

| | Jan | Feb | Mar | Apr | May | <u>Jun</u> | Jul | Aug | Sep | Oct | Nov | Dec | Thru Jun | % Change | Trending | Total |
|------|-----|-----|-----|-----|-----|------------|-----|-----|-----|-----|-----|-----|----------|----------|----------|-------|
| 2014 | 135 | 110 | 160 | 203 | 176 | 112 | 281 | 152 | 189 | 154 | 240 | 97 | 896 | | | 2,009 |
| 2015 | 140 | 97 | 211 | 129 | 187 | 101 | - | - | - | - | - | - | 865 | -3.5% | ▼ | 865 |

| | | | Jan | Feb | Mar | Apr | May | <u>Jun</u> | Jul | Aug | Sep | Oct | Nov | Dec | Thru Jun | % Change | Trending | Total |
|----------|--|------|-----|-----|-----|-----|-----|------------|-----|-----|-----|-----|-----|-----|----------|----------|----------|-------|
| Civil | Administrative Law | 2014 | - | 1 | 1 | 1 | - | - | - | - | - | - | - | - | 3 | | | 3 |
| | | 2015 | - | 1 | - | - | 1 | - | - | - | - | - | - | - | 2 | -33.3% | ▼ | 2 |
| | Contested Divorce | 2014 | - | 2 | 3 | 2 | - | 3 | 3 | 2 | 6 | 2 | 1 | 2 | 10 | | | 26 |
| | | 2015 | 4 | 2 | 5 | 4 | 2 | 1 | - | - | - | - | - | - | 18 | 80.0% | ▲ | 18 |
| | Domestic and Family - Level 1 | 2014 | 2 | 4 | - | 4 | 1 | 2 | 1 | 3 | - | 3 | - | - | 13 | | | 20 |
| | | 2015 | 5 | 4 | 1 | 5 | - | 1 | - | - | - | - | - | - | 16 | 23.1% | ▲ | 16 |
| | Domestic and Family - Level 2 | 2014 | 2 | 2 | 3 | 3 | 4 | 5 | 3 | 2 | 2 | 2 | 1 | - | 19 | | | 29 |
| | | 2015 | 2 | - | 2 | 4 | 1 | 3 | - | - | - | - | - | - | 12 | -36.8% | ▼ | 12 |
| | General Civil - Level 1 | 2014 | - | - | - | 1 | - | - | 2 | - | - | - | - | - | 1 | | | 3 |
| | | 2015 | 2 | 2 | 4 | 3 | 8 | 4 | 8 | 5 | 4 | 4 | 3 | 4 | 23 | | | 51 |
| | General Civil - Level 2 | 2014 | 2 | 2 | 4 | 3 | 8 | 4 | 8 | 5 | 4 | 4 | 3 | 4 | 23 | | | 51 |
| | | 2015 | 5 | 3 | 5 | 3 | 7 | 3 | - | - | - | - | - | - | 26 | 13.0% | ▲ | 26 |
| | General Civil - Level 3 | 2014 | 2 | 8 | 15 | 5 | 4 | 4 | 13 | 8 | 4 | 7 | 5 | - | 38 | | | 75 |
| | | 2015 | 3 | 5 | 7 | 2 | 4 | 1 | - | - | - | - | - | - | 22 | -42.1% | ▼ | 22 |
| | Probates/Wills and Trusts - Level 2 | 2014 | 1 | - | 1 | - | 2 | - | - | 2 | 1 | 1 | 1 | - | 4 | | | 9 |
| | | 2015 | - | - | - | 1 | - | 1 | - | - | - | - | - | - | 2 | -50.0% | ▼ | 2 |
| Criminal | Uncontested Divorce | 2014 | 11 | 7 | 6 | 8 | 6 | 3 | 5 | 7 | 4 | 5 | 6 | 4 | 41 | | | 72 |
| | | 2015 | 5 | 4 | 6 | 7 | 4 | 8 | - | - | - | - | - | - | 34 | -17.1% | ▼ | 34 |
| | Misdemeanor | 2014 | 7 | 3 | 8 | 11 | 20 | 7 | 24 | 3 | 25 | 19 | 39 | 2 | 56 | | | 168 |
| | | 2015 | 13 | 1 | 24 | 11 | 22 | 4 | - | - | - | - | - | - | 75 | 33.9% | ▲ | 75 |
| | Non-Capital Felonies and Related Matters | 2014 | 39 | 14 | 33 | 76 | 68 | 28 | 149 | 50 | 63 | 42 | 133 | 24 | 258 | | | 719 |
| | | 2015 | 60 | 24 | 96 | 40 | 98 | 12 | - | - | - | - | - | - | 330 | 27.9% | ▲ | 330 |
| | Other Criminally Related Matters | 2014 | 3 | - | - | 4 | 1 | 1 | 8 | 1 | 8 | 4 | 2 | 5 | 9 | | | 37 |
| | | 2015 | - | 3 | 3 | - | 5 | - | - | - | - | - | - | - | 11 | 22.2% | ▲ | 11 |
| | Miscellaneous | 2014 | 64 | 67 | 85 | 85 | 61 | 50 | 63 | 65 | 69 | 60 | 47 | 54 | 412 | | | 770 |
| | | 2015 | 43 | 48 | 60 | 51 | 42 | 62 | - | - | - | - | - | - | 306 | -25.7% | ▼ | 306 |
| Other | Other | 2014 | 2 | - | 1 | - | 1 | 5 | 2 | 4 | 3 | 5 | 2 | 2 | 9 | | | 27 |
| | | 2015 | - | 2 | 2 | 1 | 1 | 5 | - | - | - | - | - | - | 11 | 22.2% | ▲ | 11 |

Court: Charlottesville Circuit

Start/End Date: Jan-14 / Jun-15

2014 Average Month: 122

Jan-Jun 2014: 773

Filings Trending: Downward ▼

Circuit/Court ID: 16 216540

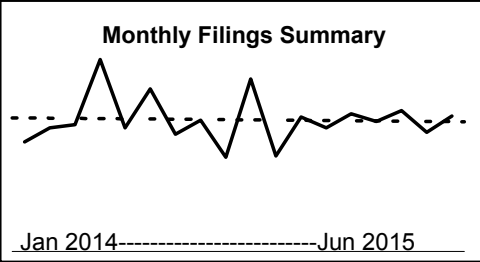
Type of Case: Filings

2015 Average Month:121

Jan-Jun 2015 : 726

Overall AVG. Month: 121

Monthly Filings Summary



January --- June Filings

773

2014

726

2015

| | Jan | Feb | Mar | Apr | May | <u>Jun</u> | Jul | Aug | Sep | Oct | Nov | Dec | Thru Jun | % Change | Trending | Total |
|------|-----|-----|-----|-----|-----|------------|-----|-----|-----|-----|-----|-----|----------|----------|----------|-------|
| 2014 | 101 | 114 | 117 | 177 | 114 | 150 | 108 | 121 | 87 | 159 | 88 | 124 | 773 | | | 1,460 |
| 2015 | 114 | 127 | 120 | 130 | 110 | 125 | - | - | - | - | - | - | 726 | -6.1% | ▼ | 726 |

| | | | Jan | Feb | Mar | Apr | May | <u>Jun</u> | Jul | Aug | Sep | Oct | Nov | Dec | Thru Jun | % Change | Trending | Total |
|----------|--|------|-----|-----|-----|-----|-----|------------|-----|-----|-----|-----|-----|-----|----------|----------|----------|-------|
| Civil | Administrative Law | 2014 | - | 1 | - | - | 1 | - | - | 1 | - | - | - | - | 2 | | | 3 |
| | | 2015 | - | - | - | 1 | 3 | 1 | - | - | - | - | - | - | 5 | 150.0% | ▲ | 5 |
| | Contested Divorce | 2014 | 1 | 2 | 1 | 2 | - | 3 | 1 | - | 2 | 1 | 1 | 2 | 9 | | | 16 |
| | | 2015 | - | - | 4 | 5 | - | 3 | - | - | - | - | - | - | 12 | 33.3% | ▲ | 12 |
| | Domestic and Family - Level 1 | 2014 | 4 | - | 6 | 2 | - | 4 | - | 1 | 1 | - | 1 | - | 16 | | | 19 |
| | | 2015 | 4 | 3 | 2 | 4 | 1 | 6 | - | - | - | - | - | - | 20 | 25.0% | ▲ | 20 |
| | Domestic and Family - Level 2 | 2014 | 1 | 3 | 3 | 1 | 1 | 2 | 5 | - | 2 | 2 | 3 | 5 | 11 | | | 28 |
| | | 2015 | 4 | 3 | 1 | 1 | 1 | 2 | - | - | - | - | - | - | 12 | 9.1% | ▲ | 12 |
| | General Civil - Level 1 | 2014 | - | - | 2 | - | 1 | - | - | 2 | 1 | 1 | 1 | - | 3 | | | 8 |
| | | 2015 | 1 | 1 | 1 | - | - | 1 | - | - | - | - | - | - | 4 | 33.3% | ▲ | 4 |
| | General Civil - Level 2 | 2014 | 11 | 7 | 11 | 11 | 7 | 5 | 11 | 8 | 11 | 11 | 11 | 8 | 52 | | | 112 |
| | | 2015 | 8 | 16 | 8 | 9 | 8 | 7 | - | - | - | - | - | - | 56 | 7.7% | ▲ | 56 |
| | General Civil - Level 3 | 2014 | 6 | 12 | 4 | 6 | 4 | 4 | 8 | 4 | 9 | 9 | 4 | 7 | 36 | | | 77 |
| | | 2015 | 1 | 5 | 8 | 3 | 5 | 1 | - | - | - | - | - | - | 23 | -36.1% | ▼ | 23 |
| | Probates/Wills and Trusts | 2015 | 1 | - | - | - | - | - | - | - | - | - | - | - | 1 | | | 1 |
| | Probates/Wills and Trusts - Level 2 | 2014 | - | - | 1 | 1 | 2 | 1 | - | - | 1 | - | - | 2 | 5 | | | 8 |
| | | 2015 | 1 | 1 | 1 | - | - | 5 | - | - | - | - | - | - | 8 | 60.0% | ▲ | 8 |
| Criminal | Uncontested Divorce | 2014 | 1 | - | 1 | 1 | 2 | 2 | 5 | 2 | 1 | 4 | 3 | 3 | 7 | | | 25 |
| | | 2015 | 4 | 1 | 6 | 3 | 2 | 2 | - | - | - | - | - | - | 18 | 157.1% | ▲ | 18 |
| | Capital Murder | 2015 | - | - | - | - | - | 1 | - | - | - | - | - | - | 1 | | | 1 |
| | | 2014 | 16 | 8 | 7 | 20 | 17 | 12 | 9 | 12 | 17 | 33 | 12 | 19 | 80 | | | 182 |
| | Misdemeanor | 2015 | 15 | 17 | 4 | 12 | 15 | 23 | - | - | - | - | - | - | 86 | 7.5% | ▲ | 86 |
| | | 2014 | 40 | 62 | 53 | 105 | 51 | 90 | 50 | 71 | 25 | 71 | 36 | 50 | 401 | | | 704 |
| | Non-Capital Felonies and Related Matters | 2015 | 46 | 55 | 63 | 71 | 51 | 48 | - | - | - | - | - | - | 334 | -16.7% | ▼ | 334 |
| | | 2014 | 3 | 1 | 3 | 5 | 5 | 2 | 4 | 1 | 1 | 2 | 4 | 5 | 19 | | | 36 |
| | Other Criminally Related Matters | 2015 | 3 | 3 | 2 | 1 | 2 | 3 | - | - | - | - | - | - | 14 | -26.3% | ▼ | 14 |
| | | 2014 | 18 | 18 | 25 | 23 | 23 | 25 | 15 | 18 | 16 | 25 | 12 | 23 | 132 | | | 241 |
| Other | Miscellaneous | 2015 | 26 | 22 | 20 | 20 | 22 | 22 | - | - | - | - | - | - | 132 | 0.0% | ↔ | 132 |
| | | 2014 | - | - | - | - | - | - | - | 1 | - | - | - | - | 0 | | | 1 |

Court: Arlington Circuit

Start/End Date: Jan-14 / Jun-15

2014 Average Month: 752

Jan-Jun 2014: 4,640

Filings Trending: Steady ↔

Circuit/Court ID: 17 217013

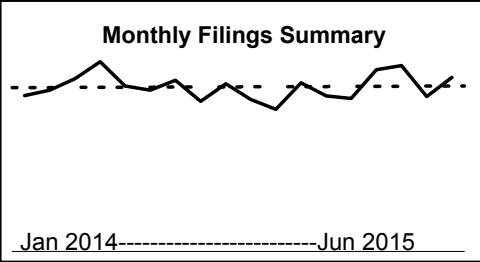
Type of Case: Filings

2015 Average Month: 772

Jan-Jun 2015 : 4,634

Overall AVG. Month: 759

Monthly Filings Summary



January --- June Filings

4,640

2014

4,634

2015

| | Jan | Feb | Mar | Apr | May | <u>Jun</u> | Jul | Aug | Sep | Oct | Nov | Dec | Thru Jun | % Change | Trending | Total |
|------|-----|-----|-----|-----|-----|------------|-----|-----|-----|-----|-----|-----|----------|----------|----------|-------|
| 2014 | 718 | 744 | 797 | 875 | 763 | 743 | 789 | 692 | 773 | 701 | 656 | 777 | 4,640 | | | 9,028 |
| 2015 | 717 | 706 | 838 | 857 | 714 | 802 | - | - | - | - | - | - | 4,634 | -0.1% | ▼ | 4,634 |

| | | | Jan | Feb | Mar | Apr | May | <u>Jun</u> | Jul | Aug | Sep | Oct | Nov | Dec | Thru Jun | % Change | Trending | Total |
|----------|--|------|-----|-----|-----|-----|-----|------------|-----|-----|-----|-----|-----|-----|----------|----------|----------|-------|
| Civil | Administrative Law | 2014 | - | 1 | - | 2 | - | 1 | 1 | - | - | - | 1 | 1 | 4 | | | 7 |
| | | 2015 | 1 | - | 2 | 1 | - | 2 | - | - | - | - | - | - | 6 | 50.0% | ▲ | 6 |
| | Contested Divorce | 2014 | 10 | 11 | 15 | 9 | 10 | 13 | 11 | 8 | 10 | 13 | 8 | 7 | 68 | | | 125 |
| | | 2015 | 19 | 11 | 14 | 31 | 11 | 23 | - | - | - | - | - | - | 109 | 60.3% | ▲ | 109 |
| | Domestic and Family - Level 1 | 2014 | 2 | 6 | 2 | 5 | 6 | 4 | 9 | 6 | 16 | 14 | 7 | 6 | 25 | | | 83 |
| | | 2015 | 8 | 12 | 6 | 10 | 7 | 4 | - | - | - | - | - | - | 47 | 88.0% | ▲ | 47 |
| | Domestic and Family - Level 2 | 2014 | 5 | 8 | 6 | 7 | 8 | 10 | 2 | 5 | 9 | 10 | 10 | 7 | 44 | | | 87 |
| | | 2015 | 6 | 9 | 6 | 8 | 5 | 9 | - | - | - | - | - | - | 43 | -2.3% | ▼ | 43 |
| | General Civil - Level 1 | 2014 | 2 | 1 | - | - | 3 | 1 | 1 | 2 | 1 | 2 | - | 2 | 7 | | | 15 |
| | | 2015 | 1 | 2 | 4 | 2 | 2 | 2 | - | - | - | - | - | - | 13 | 85.7% | ▲ | 13 |
| | General Civil - Level 2 | 2014 | 36 | 38 | 32 | 47 | 31 | 34 | 33 | 28 | 42 | 45 | 25 | 38 | 218 | | | 429 |
| | | 2015 | 39 | 23 | 38 | 34 | 43 | 40 | - | - | - | - | - | - | 217 | -0.5% | ▼ | 217 |
| | General Civil - Level 3 | 2014 | 10 | 7 | 12 | 8 | 9 | 21 | 14 | 8 | 8 | 12 | 7 | 10 | 67 | | | 126 |
| | | 2015 | 9 | 11 | 15 | 9 | 14 | 7 | - | - | - | - | - | - | 65 | -3.0% | ▼ | 65 |
| | Probates/Wills and Trusts - Level 1 | 2014 | 2 | 4 | 2 | 2 | - | 3 | 3 | 1 | 2 | 1 | - | 3 | 13 | | | 23 |
| | | 2015 | - | - | 2 | 2 | 6 | 2 | - | - | - | - | - | - | 12 | -7.7% | ▼ | 12 |
| | Probates/Wills and Trusts - Level 2 | 2014 | 10 | 6 | 7 | 9 | 9 | 13 | 8 | 9 | 6 | 10 | 9 | 5 | 54 | | | 101 |
| | | 2015 | 9 | 5 | 11 | 13 | 9 | 7 | - | - | - | - | - | - | 54 | 0.0% | ↔ | 54 |
| Criminal | Protective Orders | 2014 | - | 1 | 2 | - | - | - | - | - | - | - | - | - | 3 | | | 3 |
| | | 2015 | 28 | 29 | 45 | 31 | 25 | 23 | 22 | 27 | 31 | 25 | 21 | 33 | 181 | | | 340 |
| | Uncontested Divorce | 2014 | 28 | 29 | 45 | 31 | 25 | 23 | 22 | 27 | 31 | 25 | 21 | 33 | 181 | | | 340 |
| | | 2015 | 25 | 16 | 31 | 32 | 24 | 29 | - | - | - | - | - | - | 157 | -13.3% | ▼ | 157 |
| | Misdemeanor | 2014 | 50 | 74 | 70 | 72 | 91 | 41 | 46 | 70 | 58 | 35 | 57 | 50 | 398 | | | 714 |
| | | 2015 | 43 | 51 | 71 | 59 | 56 | 51 | - | - | - | - | - | - | 331 | -16.8% | ▼ | 331 |
| | Non-Capital Felonies and Related Matters | 2014 | 202 | 219 | 275 | 290 | 254 | 210 | 236 | 215 | 206 | 184 | 225 | 209 | 1,450 | | | 2,725 |
| | | 2015 | 190 | 193 | 238 | 297 | 207 | 245 | - | - | - | - | - | - | 1,370 | -5.5% | ▼ | 1,370 |
| | Other Criminally Related Matters | 2014 | 72 | 80 | 27 | 54 | 41 | 49 | 131 | 38 | 97 | 68 | 44 | 119 | 323 | | | 820 |
| | | 2015 | 86 | 50 | 114 | 43 | 66 | 47 | - | - | - | - | - | - | 406 | 25.7% | ▲ | 406 |
| Other | Miscellaneous | 2014 | 159 | 144 | 169 | 158 | 143 | 144 | 153 | 159 | 155 | 156 | 137 | 125 | 917 | | | 1,802 |
| | | 2015 | 157 | 147 | 135 | 160 | 136 | 149 | - | - | - | - | - | - | 884 | -3.6% | ▼ | 884 |
| | Other | 2014 | 130 | 115 | 133 | 181 | 133 | 176 | 119 | 116 | 132 | 126 | 105 | 162 | 868 | | | 1,628 |
| | | 2015 | 124 | 176 | 151 | 156 | 128 | 185 | - | - | - | - | - | - | 920 | 6.0% | ▲ | 920 |

Court: Fauquier Circuit

Start/End Date: Jan-14 / Jun-15

2014 Average Month: 300

Jan-Jun 2014: 1,802

Filings Trending: Downward ▼

Circuit/Court ID: 20 220061

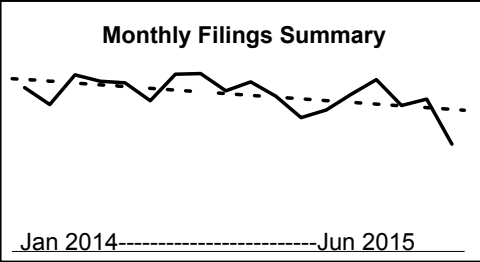
Type of Case: Filings

2015 Average Month:269

Jan-Jun 2015 : 1,616

Overall AVG. Month: 290

Monthly Filings Summary



January --- June Filings

1,802

2014

1,616

2015

| | Jan | Feb | Mar | Apr | May | <u>Jun</u> | Jul | Aug | Sep | Oct | Nov | Dec | Thru Jun | % Change | Trending | Total |
|------|-----|-----|-----|-----|-----|------------|-----|-----|-----|-----|-----|-----|----------|----------|----------|-------|
| 2014 | 302 | 271 | 326 | 314 | 311 | 278 | 327 | 328 | 296 | 313 | 286 | 247 | 1,802 | | | 3,599 |
| 2015 | 261 | 290 | 317 | 269 | 281 | 198 | - | - | - | - | - | - | 1,616 | -10.3% | ▼ | 1,616 |

| | | | Jan | Feb | Mar | Apr | May | <u>Jun</u> | Jul | Aug | Sep | Oct | Nov | Dec | Thru Jun | % Change | Trending | Total |
|----------|--|------|-----|-----|-----|-----|-----|------------|-----|-----|-----|-----|-----|-----|----------|----------|----------|-------|
| Civil | Administrative Law | 2014 | 1 | - | 1 | - | 1 | - | 1 | 1 | - | - | - | - | 3 | | | 5 |
| | Contested Divorce | 2014 | 9 | 6 | 7 | 7 | 9 | 3 | 11 | 3 | 2 | 6 | 3 | 7 | 41 | | | 73 |
| | | 2015 | 4 | 5 | 6 | 4 | 5 | 6 | - | - | - | - | - | - | 30 | -26.8% | ▼ | 30 |
| | Domestic and Family - Level 1 | 2014 | 1 | 2 | 3 | 8 | 2 | 4 | 2 | 3 | 3 | 2 | 2 | 1 | 20 | | | 33 |
| | | 2015 | 3 | 4 | - | - | 4 | 7 | - | - | - | - | - | - | 18 | -10.0% | ▼ | 18 |
| | Domestic and Family - Level 2 | 2014 | 2 | 2 | 1 | 1 | 3 | 1 | 4 | 2 | 1 | 1 | 5 | 4 | 10 | | | 27 |
| | | 2015 | 1 | 2 | 4 | 3 | 2 | 2 | - | - | - | - | - | - | 14 | 40.0% | ▲ | 14 |
| | General Civil - Level 1 | 2014 | - | 2 | - | 2 | 1 | 1 | - | 1 | 1 | - | 2 | - | 6 | | | 10 |
| | | 2015 | 1 | - | 2 | 2 | 1 | 1 | - | - | - | - | - | - | 7 | 16.7% | ▲ | 7 |
| | General Civil - Level 2 | 2014 | 12 | 5 | 9 | 17 | 17 | 17 | 10 | 10 | 13 | 11 | 6 | 10 | 77 | | | 137 |
| | | 2015 | 7 | 15 | 20 | 11 | 14 | 13 | - | - | - | - | - | - | 80 | 3.9% | ▲ | 80 |
| | General Civil - Level 3 | 2014 | 2 | 5 | 9 | 3 | 6 | 5 | 8 | 10 | 4 | 9 | 4 | 4 | 30 | | | 69 |
| | | 2015 | 2 | 5 | 1 | 8 | 7 | 3 | - | - | - | - | - | - | 26 | -13.3% | ▼ | 26 |
| | Probates/Wills and Trusts - Level 1 | 2014 | - | 1 | - | 1 | - | - | - | - | - | - | - | - | 2 | | | 2 |
| | | 2015 | - | - | 1 | 1 | - | - | - | - | - | - | - | - | 2 | 0.0% | ↔ | 2 |
| | Probates/Wills and Trusts - Level 2 | 2014 | - | 1 | 1 | 2 | 1 | - | 1 | 2 | - | 3 | - | 1 | 5 | | | 12 |
| | | 2015 | 1 | 4 | - | 4 | 1 | 3 | - | - | - | - | - | - | 13 | 160.0% | ▲ | 13 |
| | Protective Orders | 2014 | 1 | - | - | - | 1 | - | 1 | 2 | - | 1 | - | 1 | 2 | | | 7 |
| | | 2015 | 1 | 1 | 1 | - | - | 1 | - | - | - | - | - | - | 4 | 100.0% | ▲ | 4 |
| | Uncontested Divorce | 2014 | 9 | 13 | 16 | 10 | 17 | 9 | 11 | 13 | 15 | 9 | 11 | 12 | 74 | | | 145 |
| | | 2015 | 6 | 14 | 11 | 5 | 13 | 9 | - | - | - | - | - | - | 58 | -21.6% | ▼ | 58 |
| Criminal | Misdemeanor | 2014 | 16 | 25 | 27 | 26 | 24 | 16 | 31 | 15 | 19 | 24 | 43 | 31 | 134 | | | 297 |
| | | 2015 | 14 | 22 | 17 | 14 | 33 | 17 | - | - | - | - | - | - | 117 | -12.7% | ▼ | 117 |
| | Non-Capital Felonies and Related Matters | 2014 | 67 | 56 | 62 | 53 | 83 | 65 | 91 | 127 | 75 | 54 | 84 | 44 | 386 | | | 861 |
| | | 2015 | 85 | 53 | 80 | 65 | 67 | 22 | - | - | - | - | - | - | 372 | -3.6% | ▼ | 372 |
| | Other Criminally Related Matters | 2014 | 3 | 4 | 8 | 7 | 8 | 4 | 8 | 6 | 5 | 10 | 3 | 2 | 34 | | | 68 |
| Other | | 2015 | 7 | 1 | 4 | 2 | 5 | 4 | - | - | - | - | - | - | 23 | -32.4% | ▼ | 23 |
| | Miscellaneous | 2014 | 149 | 111 | 151 | 133 | 107 | 100 | 102 | 85 | 107 | 141 | 101 | 104 | 751 | | | 1,391 |
| | | 2015 | 104 | 126 | 131 | 109 | 108 | 108 | - | - | - | - | - | - | 686 | -8.7% | ▼ | 686 |
| | Other | 2014 | 30 | 38 | 31 | 44 | 31 | 53 | 46 | 48 | 51 | 42 | 22 | 26 | 227 | | | 462 |
| | | 2015 | 25 | 38 | 39 | 41 | 21 | 2 | - | - | - | - | - | - | 166 | -26.9% | ▼ | 166 |

Court: Loudoun Circuit

Start/End Date: Jan-14 / Jun-15

2014 Average Month: 808

Jan-Jun 2014: 5,002

Filings Trending: Steady ↔

Circuit/Court ID: 20 220107

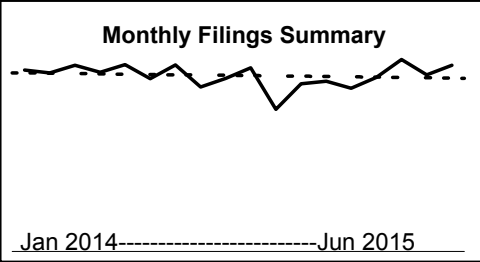
Type of Case: Filings

2015 Average Month: 816

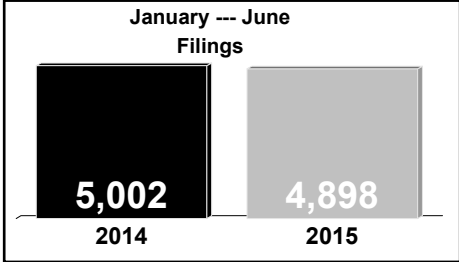
Jan-Jun 2015 : 4,898

Overall AVG. Month: 811

Monthly Filings Summary



January --- June Filings



| | | | Jan | Feb | Mar | Apr | May | Jun | Jul | Aug | Sep | Oct | Nov | Dec | Thru Jun | % Change | Trending | Total |
|------|--|--|-----|-----|-----|-----|-----|-----|-----|-----|-----|-----|-----|-----|----------|----------|----------|-------|
| 2014 | | | 837 | 823 | 858 | 826 | 862 | 796 | 860 | 758 | 798 | 846 | 655 | 773 | 5,002 | | | 9,692 |
| 2015 | | | 785 | 753 | 802 | 885 | 815 | 858 | - | - | - | - | - | - | 4,898 | -2.1% | ▼ | 4,898 |

| | | | Jan | Feb | Mar | Apr | May | Jun | Jul | Aug | Sep | Oct | Nov | Dec | Thru Jun | % Change | Trending | Total |
|----------|--|------|-----|-----|-----|-----|-----|-----|-----|-----|-----|-----|-----|-----|----------|----------|----------|-------|
| Civil | Administrative Law | 2014 | 2 | 1 | - | 1 | - | 1 | 2 | 2 | 2 | 4 | 1 | 2 | 5 | | | 18 |
| | | 2015 | 7 | 3 | 2 | 1 | 3 | 5 | - | - | - | - | - | - | 21 | 320.0% | ▲ | 21 |
| | Contested Divorce | 2014 | 24 | 20 | 25 | 22 | 28 | 26 | 16 | 15 | 14 | 17 | 14 | 25 | 145 | | | 246 |
| | | 2015 | 16 | 19 | 19 | 20 | 28 | 19 | - | - | - | - | - | - | 121 | -16.6% | ▼ | 121 |
| | Domestic and Family - Level 1 | 2014 | 17 | 9 | 28 | 9 | 7 | 23 | 7 | 5 | 6 | 12 | 6 | 11 | 93 | | | 140 |
| | | 2015 | 31 | 24 | 27 | 16 | 31 | 18 | - | - | - | - | - | - | 147 | 58.1% | ▲ | 147 |
| | Domestic and Family - Level 2 | 2014 | 11 | 8 | 13 | 20 | 18 | 16 | 14 | 15 | 9 | 19 | 5 | 10 | 86 | | | 158 |
| | | 2015 | 12 | 9 | 12 | 16 | 14 | 12 | - | - | - | - | - | - | 75 | -12.8% | ▼ | 75 |
| | General Civil - Level 1 | 2014 | 2 | 3 | 2 | 2 | 2 | 1 | 2 | 4 | 4 | - | - | 1 | 12 | | | 23 |
| | | 2015 | - | 2 | 1 | 5 | 3 | 1 | - | - | - | - | - | - | 12 | 0.0% | ↔ | 12 |
| | General Civil - Level 2 | 2014 | 51 | 38 | 37 | 56 | 56 | 48 | 39 | 32 | 42 | 50 | 38 | 51 | 286 | | | 538 |
| | | 2015 | 25 | 48 | 45 | 55 | 53 | 49 | - | - | - | - | - | - | 275 | -3.8% | ▼ | 275 |
| | General Civil - Level 3 | 2014 | 28 | 20 | 19 | 38 | 32 | 32 | 23 | 23 | 31 | 28 | 18 | 24 | 169 | | | 316 |
| | | 2015 | 22 | 19 | 31 | 31 | 30 | 29 | - | - | - | - | - | - | 162 | -4.1% | ▼ | 162 |
| Criminal | Probates/Wills and Trusts - Level 1 | 2014 | - | - | - | - | - | 1 | - | - | 1 | - | - | - | 1 | | | 2 |
| | | 2015 | - | - | - | 1 | 1 | - | - | - | - | - | - | - | 2 | 100.0% | ▲ | 2 |
| | Probates/Wills and Trusts - Level 2 | 2014 | 5 | 4 | 11 | 5 | 9 | 6 | 6 | 13 | 12 | 9 | 10 | 9 | 40 | | | 99 |
| | | 2015 | 10 | 7 | 6 | 11 | 5 | 13 | - | - | - | - | - | - | 52 | 30.0% | ▲ | 52 |
| | Uncontested Divorce | 2014 | 56 | 44 | 64 | 63 | 68 | 49 | 67 | 42 | 61 | 62 | 54 | 52 | 344 | | | 682 |
| | | 2015 | 52 | 49 | 65 | 65 | 58 | 54 | - | - | - | - | - | - | 343 | -0.3% | ▼ | 343 |
| | Capital Murder | 2015 | - | 5 | - | - | - | - | - | - | - | - | - | - | 5 | | | 5 |
| | Misdemeanor | 2014 | 46 | 45 | 57 | 30 | 69 | 50 | 70 | 50 | 38 | 56 | 41 | 54 | 297 | | | 606 |
| | | 2015 | 39 | 41 | 37 | 55 | 36 | 42 | - | - | - | - | - | - | 250 | -15.8% | ▼ | 250 |
| | Non-Capital Felonies and Related Matters | 2014 | 86 | 157 | 77 | 106 | 149 | 100 | 166 | 103 | 139 | 119 | 130 | 127 | 675 | | | 1,459 |
| | | 2015 | 119 | 100 | 111 | 132 | 121 | 154 | - | - | - | - | - | - | 737 | 9.2% | ▲ | 737 |
| | Other Criminally Related Matters | 2014 | 19 | 17 | 34 | 44 | 39 | 41 | 30 | 47 | 40 | 58 | 46 | 31 | 194 | | | 446 |
| | | 2015 | 29 | 35 | 31 | 43 | 50 | 32 | - | - | - | - | - | - | 220 | 13.4% | ▲ | 220 |
| Other | Miscellaneous | 2014 | 465 | 403 | 465 | 410 | 378 | 355 | 412 | 405 | 399 | 412 | 291 | 374 | 2,476 | | | 4,769 |
| | | 2015 | 400 | 383 | 376 | 417 | 371 | 424 | - | - | - | - | - | - | 2,371 | -4.2% | ▼ | 2,371 |
| | Other | 2014 | 25 | 54 | 26 | 20 | 7 | 47 | 6 | 2 | - | - | 1 | 2 | 179 | | | 190 |
| | | 2015 | 23 | 9 | 39 | 17 | 11 | 6 | - | - | - | - | - | - | 105 | -41.3% | ▼ | 105 |

Court: Rappahannock Circuit

Start/End Date: Jan-14 / Jun-15

2014 Average Month: 36

Jan-Jun 2014: 236

Filings Trending: Downward ▼

Circuit/Court ID: 20 220157


Type of Case: Filings

2015 Average Month:31

Jan-Jun 2015 : 188


Overall AVG. Month: 35

Monthly Filings Summary



Jan 2014-----Jun 2015

January --- June Filings



236 2014 188 2015

| | Jan | Feb | Mar | Apr | May | <u>Jun</u> | Jul | Aug | Sep | Oct | Nov | Dec | Thru Jun | % Change | Trending | Total |
|------|-----|-----|-----|-----|-----|------------|-----|-----|-----|-----|-----|-----|----------|----------|----------|-------|
| 2014 | 50 | 31 | 45 | 38 | 23 | 49 | 28 | 31 | 40 | 42 | 24 | 33 | 236 | | | 434 |
| 2015 | 31 | 29 | 43 | 26 | 33 | 26 | - | - | - | - | - | - | 188 | -20.3% | ▼ | 188 |

| | | | Jan | Feb | Mar | Apr | May | <u>Jun</u> | Jul | Aug | Sep | Oct | Nov | Dec | Thru Jun | % Change | Trending | Total |
|----------|--|------|-----|-----|-----|-----|-----|------------|-----|-----|-----|-----|-----|-----|----------|----------|----------|-------|
| Civil | Contested Divorce | 2014 | - | - | - | - | - | - | - | - | - | 1 | - | - | 0 | | | 1 |
| | | 2015 | - | 2 | - | 1 | 1 | 1 | - | - | - | - | - | - | 5 | 0.0% | ↔ | 5 |
| | Domestic and Family - Level 1 | 2014 | - | - | - | - | - | 1 | 1 | 1 | - | - | - | - | 1 | | | 3 |
| | | 2015 | - | - | - | 1 | - | - | - | - | - | - | - | - | 1 | 0.0% | ↔ | 1 |
| | Domestic and Family - Level 2 | 2014 | - | - | - | - | 1 | 1 | 1 | - | - | - | - | 3 | 2 | | | 6 |
| | | 2015 | - | - | - | - | 3 | 1 | - | - | - | - | - | - | 4 | 100.0% | ▲ | 4 |
| | General Civil - Level 1 | 2014 | - | - | - | - | - | - | - | - | - | - | 1 | 1 | 0 | | | 2 |
| | | 2015 | - | - | - | - | - | - | - | - | - | - | - | - | - | | | - |
| | General Civil - Level 2 | 2014 | 1 | - | - | 2 | 2 | - | 1 | 2 | - | 3 | - | - | 5 | 0.0% | ↔ | 11 |
| | | 2015 | - | - | 6 | 2 | - | 2 | - | - | - | - | - | - | 10 | 100.0% | ▲ | 10 |
| Criminal | General Civil - Level 3 | 2014 | 2 | - | - | 2 | - | - | - | - | - | - | - | 1 | 4 | | | 5 |
| | | 2015 | 2 | - | 1 | 1 | 1 | 2 | - | - | - | - | - | - | 7 | 75.0% | ▲ | 7 |
| | Probates/Wills and Trusts | 2014 | 1 | - | - | - | - | - | - | - | - | - | - | - | 1 | | | 1 |
| | | 2015 | 1 | - | - | - | - | - | - | - | - | - | - | - | - | | | - |
| | Uncontested Divorce | 2014 | 1 | - | 1 | 1 | - | 1 | 3 | 1 | - | 1 | 2 | 1 | 4 | | | 12 |
| | | 2015 | 1 | 4 | 1 | - | 3 | 3 | - | - | - | - | - | - | 12 | 200.0% | ▲ | 12 |
| | Misdemeanor | 2014 | 3 | 3 | 3 | 5 | - | 8 | 1 | 2 | 2 | 2 | 5 | 3 | 22 | | | 37 |
| | | 2015 | 4 | 2 | 2 | 2 | - | 3 | - | - | - | - | - | - | 13 | -40.9% | ▼ | 13 |
| | Non-Capital Felonies and Related Matters | 2014 | 8 | 1 | 9 | 1 | 5 | - | 2 | 2 | 15 | 11 | 3 | 4 | 24 | | | 61 |
| | | 2015 | 8 | 2 | 11 | 5 | 12 | - | - | - | - | - | - | - | 38 | 58.3% | ▲ | 38 |
| Other | Other Criminally Related Matters | 2014 | - | 1 | - | - | - | 3 | - | - | 1 | - | - | 2 | 4 | | | 7 |
| | | 2015 | - | - | 1 | - | 1 | - | - | - | - | - | - | - | 2 | -50.0% | ▼ | 2 |
| | Miscellaneous | 2014 | 15 | 18 | 19 | 19 | 8 | 19 | 15 | 14 | 10 | 19 | 10 | 18 | 98 | | | 184 |
| | | 2015 | 9 | 12 | 13 | 12 | 10 | 14 | - | - | - | - | - | - | 70 | -28.6% | ▼ | 70 |
| | Other | 2014 | 20 | 8 | 13 | 8 | 7 | 16 | 4 | 9 | 12 | 5 | 3 | - | 72 | | | 105 |
| | | 2015 | 6 | 7 | 8 | 2 | 2 | - | - | - | - | - | - | - | 25 | -65.3% | ▼ | 25 |

Court: Henry Circuit

Start/End Date: Jan-14 / Jun-15

2014 Average Month: 319

Jan-Jun 2014: 2,075

Filings Trending: Downward ▼

Circuit/Court ID: 21 221089


Type of Case: Filings

2015 Average Month:309

Jan-Jun 2015 : 1,853

Overall AVG. Month: 315

Monthly Filings Summary



Jan 2014-----Jun 2015

January --- June Filings

2,075

2014

1,853

2015

| | Jan | Feb | Mar | Apr | May | <u>Jun</u> | Jul | Aug | Sep | Oct | Nov | Dec | Thru Jun | % Change | Trending | Total |
|------|-----|-----|-----|-----|-----|------------|-----|-----|-----|-----|-----|-----|----------|----------|----------|-------|
| 2014 | 380 | 249 | 413 | 358 | 347 | 328 | 348 | 218 | 330 | 253 | 315 | 284 | 2,075 | | | 3,823 |
| 2015 | 364 | 294 | 407 | 314 | 290 | 184 | - | - | - | - | - | - | 1,853 | -10.7% | ▼ | 1,853 |

| | | | Jan | Feb | Mar | Apr | May | <u>Jun</u> | Jul | Aug | Sep | Oct | Nov | Dec | Thru Jun | % Change | Trending | Total |
|----------|--|------|-----|-----|-----|-----|-----|------------|-----|-----|-----|-----|-----|-----|----------|----------|----------|-------|
| Civil | Administrative Law | 2014 | - | 2 | - | - | 1 | - | 1 | - | - | - | - | - | 3 | | | 4 |
| | | 2015 | - | - | - | 1 | - | - | - | - | - | - | - | - | 1 | -66.7% | ▼ | 1 |
| | Contested Divorce | 2014 | 1 | 6 | 7 | 4 | 5 | 6 | 8 | 9 | 7 | 7 | 6 | 4 | 29 | | | 70 |
| | | 2015 | 2 | 16 | 7 | 10 | 12 | 7 | - | - | - | - | - | - | 54 | 86.2% | ▲ | 54 |
| | Domestic and Family - Level 1 | 2014 | 13 | 1 | 5 | 6 | 4 | 4 | 5 | 10 | 7 | 1 | 1 | 14 | 33 | | | 71 |
| | | 2015 | 2 | 6 | 5 | 2 | 1 | 4 | - | - | - | - | - | - | 20 | -39.4% | ▼ | 20 |
| | Domestic and Family - Level 2 | 2014 | 1 | 1 | - | 2 | 3 | 1 | 2 | 3 | 3 | 1 | 2 | 2 | 8 | | | 21 |
| | | 2015 | - | 3 | 1 | - | - | 3 | - | - | - | - | - | - | 7 | -12.5% | ▼ | 7 |
| | General Civil - Level 1 | 2014 | 2 | - | - | - | - | - | - | 1 | - | - | - | 1 | 2 | | | 4 |
| | | 2015 | - | - | 1 | 1 | 2 | 1 | - | - | - | - | - | - | 5 | 150.0% | ▲ | 5 |
| | General Civil - Level 2 | 2014 | 6 | 2 | 7 | 6 | 4 | 4 | 4 | 16 | 7 | 5 | 5 | 5 | 29 | | | 71 |
| | | 2015 | 9 | 4 | 6 | 9 | 8 | - | - | - | - | - | - | - | 36 | 24.1% | ▲ | 36 |
| | General Civil - Level 3 | 2014 | 6 | 4 | 17 | 9 | 2 | - | 5 | 2 | 1 | 7 | 7 | 1 | 38 | | | 61 |
| | | 2015 | 1 | 7 | 10 | 6 | 9 | 1 | - | - | - | - | - | - | 34 | -10.5% | ▼ | 34 |
| | Probates/Wills and Trusts - Level 1 | 2014 | 1 | - | - | - | - | - | - | - | - | - | - | - | 1 | | | 1 |
| | | 2015 | - | - | 1 | 1 | 1 | - | - | - | - | - | - | - | 3 | 200.0% | ▲ | 3 |
| | Probates/Wills and Trusts - Level 2 | 2014 | 1 | 2 | 3 | 1 | 1 | - | - | 2 | 2 | 1 | - | 2 | 8 | | | 15 |
| | | 2015 | 1 | 1 | 3 | 1 | 3 | 1 | - | - | - | - | - | - | 10 | 25.0% | ▲ | 10 |
| Criminal | Uncontested Divorce | 2014 | 16 | 14 | 23 | 12 | 10 | 13 | 18 | 19 | 8 | 14 | 14 | 15 | 88 | | | 176 |
| | | 2015 | 14 | 23 | 25 | 14 | 9 | 18 | - | - | - | - | - | - | 103 | 17.0% | ▲ | 103 |
| | Misdemeanor | 2014 | 36 | 39 | 35 | 54 | 46 | 44 | 53 | 30 | 28 | 41 | 55 | 37 | 254 | | | 498 |
| | | 2015 | 46 | 18 | 64 | 38 | 33 | 34 | - | - | - | - | - | - | 233 | -8.3% | ▼ | 233 |
| | Non-Capital Felonies and Related Matters | 2014 | 139 | 56 | 122 | 72 | 175 | 66 | 132 | 52 | 166 | 59 | 92 | 59 | 630 | | | 1,190 |
| | | 2015 | 147 | 58 | 138 | 105 | 115 | 43 | - | - | - | - | - | - | 606 | -3.8% | ▼ | 606 |
| | Other Criminally Related Matters | 2014 | 11 | 1 | 7 | 8 | 3 | 9 | 5 | 3 | 6 | 4 | 11 | 14 | 39 | | | 82 |
| | | 2015 | 2 | 7 | 16 | 1 | 8 | 5 | - | - | - | - | - | - | 39 | 0.0% | ↔ | 39 |
| | Miscellaneous | 2014 | 133 | 99 | 122 | 112 | 82 | 104 | 93 | 50 | 69 | 82 | 22 | 98 | 652 | | | 1,066 |
| | | 2015 | 126 | 114 | 89 | 114 | 65 | 61 | - | - | - | - | - | - | 569 | -12.7% | ▼ | 569 |
| Other | Other | 2014 | 14 | 22 | 65 | 72 | 11 | 77 | 22 | 21 | 26 | 31 | 100 | 32 | 261 | | | 493 |
| | | 2015 | 14 | 37 | 41 | 11 | 24 | 6 | - | - | - | - | - | - | 133 | -49.0% | ▼ | 133 |

Court: Patrick Circuit

Start/End Date: Jan-14 / Jun-15

2014 Average Month: 139

Jan-Jun 2014: 791

Filings Trending: Downward ▼

Circuit/Court ID: 21 221141


Type of Case: Filings

2015 Average Month:114

Jan-Jun 2015 : 681

Overall AVG. Month: 130

Monthly Filings Summary



January --- June Filings

791

2014

681

2015

| | Jan | Feb | Mar | Apr | May | <u>Jun</u> | Jul | Aug | Sep | Oct | Nov | Dec | Thru Jun | % Change | Trending | Total |
|------|-----|-----|-----|-----|-----|------------|-----|-----|-----|-----|-----|-----|----------|----------|----------|-------|
| 2014 | 161 | 97 | 191 | 182 | 87 | 73 | 131 | 121 | 225 | 151 | 101 | 146 | 791 | | | 1,666 |
| 2015 | 62 | 146 | 141 | 98 | 119 | 115 | - | - | - | - | - | - | 681 | -13.9% | ▼ | 681 |

| | | | Jan | Feb | Mar | Apr | May | <u>Jun</u> | Jul | Aug | Sep | Oct | Nov | Dec | Thru Jun | % Change | Trending | Total |
|----------|--|------|-----|-----|-----|-----|-----|------------|-----|-----|-----|-----|-----|-----|----------|----------|----------|-------|
| Civil | Administrative Law | 2014 | - | - | - | - | - | - | - | - | - | 1 | - | - | 0 | | | 1 |
| | Contested Divorce | 2014 | - | 3 | 3 | 5 | 2 | 4 | - | 3 | 2 | 1 | 1 | 2 | 17 | 0.0% | ↔ | 26 |
| | | 2015 | 4 | 5 | 1 | 4 | - | 3 | - | - | - | - | - | - | 17 | 0.0% | ↔ | 17 |
| | Domestic and Family - Level 1 | 2014 | - | 2 | - | 10 | 6 | 2 | - | - | - | - | 3 | 3 | 20 | | | 26 |
| | | 2015 | 1 | 5 | - | - | 1 | 1 | - | - | - | - | - | - | 8 | -60.0% | ▼ | 8 |
| | Domestic and Family - Level 2 | 2014 | - | - | - | 1 | - | 1 | - | 2 | - | - | - | 1 | 2 | | | 5 |
| | | 2015 | - | 1 | - | 2 | 2 | 1 | - | - | - | - | - | - | 6 | 200.0% | ▲ | 6 |
| | General Civil - Level 1 | 2014 | - | - | - | - | - | - | - | - | - | 1 | - | 1 | 0 | | | 2 |
| | | 2015 | 1 | - | - | 1 | - | - | - | - | - | - | - | - | 2 | 0.0% | ↔ | 2 |
| | General Civil - Level 2 | 2014 | 1 | - | - | 3 | 2 | 2 | - | 4 | - | - | 1 | 5 | 8 | | | 18 |
| | | 2015 | 5 | 1 | 1 | 3 | - | 1 | - | - | - | - | - | - | 11 | 37.5% | ▲ | 11 |
| | General Civil - Level 3 | 2014 | 1 | - | - | 2 | 3 | - | - | 2 | 1 | 4 | 3 | 2 | 6 | | | 18 |
| | | 2015 | 4 | 2 | 2 | 2 | - | 4 | - | - | - | - | - | - | 14 | 133.3% | ▲ | 14 |
| | Probates/Wills and Trusts | 2014 | - | - | - | - | - | - | - | 1 | - | 1 | - | - | 0 | | | 2 |
| | Protective Orders | 2014 | - | - | - | - | - | - | - | 2 | - | - | - | - | 0 | 0.0% | ↔ | 2 |
| Criminal | | 2015 | - | - | - | 1 | - | - | - | - | - | - | - | - | 1 | 0.0% | ↔ | 1 |
| | Uncontested Divorce | 2014 | 2 | 7 | 9 | 2 | 2 | 3 | 5 | 3 | 5 | 7 | 4 | 1 | 25 | | | 50 |
| | | 2015 | 6 | 3 | 8 | 8 | 4 | 7 | - | - | - | - | - | - | 36 | 44.0% | ▲ | 36 |
| | Misdemeanor | 2014 | 36 | 14 | 29 | 27 | 9 | 14 | 18 | 15 | 9 | 28 | 14 | 11 | 129 | | | 224 |
| | | 2015 | 4 | 11 | 33 | 20 | 18 | 11 | - | - | - | - | - | - | 97 | -24.8% | ▼ | 97 |
| | Non-Capital Felonies and Related Matters | 2014 | 48 | 32 | 116 | 54 | 33 | 42 | 50 | 18 | 151 | 37 | 25 | 57 | 325 | | | 663 |
| | | 2015 | 16 | 45 | 41 | 14 | 36 | 33 | - | - | - | - | - | - | 185 | -43.1% | ▼ | 185 |
| | Other Criminally Related Matters | 2014 | 19 | 7 | - | 21 | - | - | 22 | 10 | - | 27 | 9 | - | 47 | | | 115 |
| | | 2015 | 11 | 8 | - | 10 | 14 | - | - | - | - | - | - | - | 43 | -8.5% | ▼ | 43 |
| | Miscellaneous | 2014 | 54 | 32 | 34 | 57 | 30 | 5 | 36 | 61 | 57 | 44 | 41 | 63 | 212 | | | 514 |
| Oth | | 2015 | 10 | 65 | 55 | 33 | 44 | 54 | - | - | - | - | - | - | 261 | 23.1% | ▲ | 261 |

Court: Martinsville Circuit

Start/End Date: Jan-14 / Jun-15

2014 Average Month: 105

Jan-Jun 2014: 611

Filings Trending: Upward ▲

Circuit/Court ID: 21 221690


Type of Case: Filings

2015 Average Month:148

Jan-Jun 2015 : 889

Overall AVG. Month: 119

Monthly Filings Summary



Jan 2014-----Jun 2015

January --- June Filings

611

2014

889

2015

| | Jan | Feb | Mar | Apr | May | <u>Jun</u> | Jul | Aug | Sep | Oct | Nov | Dec | Thru Jun | % Change | Trending | Total |
|------|-----|-----|-----|-----|-----|------------|-----|-----|-----|-----|-----|-----|----------|----------|----------|-------|
| 2014 | 104 | 82 | 126 | 83 | 104 | 112 | 89 | 78 | 107 | 134 | 163 | 78 | 611 | | | 1,260 |
| 2015 | 130 | 116 | 118 | 172 | 223 | 130 | - | - | - | - | - | - | 889 | 45.5% | ▲ | 889 |

| | | | Jan | Feb | Mar | Apr | May | <u>Jun</u> | Jul | Aug | Sep | Oct | Nov | Dec | Thru Jun | % Change | Trending | Total |
|----------|--|------|-----|-----|-----|-----|-----|------------|-----|-----|-----|-----|-----|-----|----------|----------|----------|-------|
| Civil | Administrative Law | 2014 | - | - | - | 1 | - | - | - | 1 | - | - | - | - | 1 | | | 2 |
| | Contested Divorce | 2014 | 1 | - | 1 | 1 | 2 | - | 2 | 1 | - | 1 | - | 2 | 5 | | | 11 |
| | | 2015 | 1 | 2 | 3 | 4 | - | 2 | - | - | - | - | - | - | 12 | 140.0% | ▲ | 12 |
| | Domestic and Family - Level 1 | 2014 | - | - | - | 1 | - | - | 2 | 1 | - | 13 | 1 | - | 1 | | | 18 |
| | | 2015 | - | 1 | 2 | 1 | - | 6 | - | - | - | - | - | - | 10 | 900.0% | ▲ | 10 |
| | Domestic and Family - Level 2 | 2014 | - | - | - | - | - | - | - | - | - | - | 2 | - | 0 | | | 2 |
| | | 2015 | - | 1 | - | - | - | - | - | - | - | - | - | - | 1 | 0.0% | ↔ | 1 |
| | General Civil - Level 1 | 2014 | - | - | - | - | 1 | - | - | - | 1 | - | - | - | 1 | | | 2 |
| | | 2015 | 3 | - | 1 | - | - | - | - | - | - | - | - | - | 4 | 300.0% | ▲ | 4 |
| | General Civil - Level 2 | 2014 | 2 | 1 | 9 | 1 | 3 | 2 | 1 | 1 | 6 | 1 | 1 | 5 | 18 | | | 33 |
| | | 2015 | 2 | 2 | 3 | 4 | 1 | 2 | - | - | - | - | - | - | 14 | -22.2% | ▼ | 14 |
| | General Civil - Level 3 | 2014 | 5 | 2 | 3 | 2 | 1 | 1 | 2 | 1 | - | 1 | 1 | 1 | 14 | | | 20 |
| | | 2015 | 2 | 1 | - | 1 | 1 | - | - | - | - | - | - | - | 5 | -64.3% | ▼ | 5 |
| | Probates/Wills and Trusts - Level 2 | 2014 | 1 | 1 | - | 1 | - | - | 1 | - | - | - | 1 | - | 3 | | | 5 |
| | | 2015 | 1 | - | - | 1 | 1 | 2 | - | - | - | - | - | - | 5 | 66.7% | ▲ | 5 |
| Criminal | Uncontested Divorce | 2014 | - | 2 | 3 | 3 | 1 | 3 | 1 | 1 | 1 | 1 | 3 | 1 | 12 | | | 20 |
| | | 2015 | 3 | 7 | 10 | 10 | 8 | 4 | - | - | - | - | - | - | 42 | 250.0% | ▲ | 42 |
| | Misdemeanor | 2014 | 20 | 8 | 8 | 20 | 15 | 26 | 6 | 12 | 31 | 30 | 34 | 14 | 97 | | | 224 |
| | | 2015 | 23 | 12 | 17 | 27 | 22 | 12 | - | - | - | - | - | - | 113 | 16.5% | ▲ | 113 |
| Other | Non-Capital Felonies and Related Matters | 2014 | 38 | 40 | 55 | 20 | 50 | 42 | 47 | 37 | 34 | 55 | 81 | 31 | 245 | | | 530 |
| | | 2015 | 55 | 67 | 32 | 83 | 167 | 71 | - | - | - | - | - | - | 475 | 93.9% | ▲ | 475 |
| | Other Criminally Related Matters | 2014 | 4 | 2 | 6 | 7 | 4 | 13 | 1 | 3 | 6 | 11 | 14 | 7 | 36 | | | 78 |
| | | 2015 | 8 | 4 | 19 | 11 | 3 | 4 | - | - | - | - | - | - | 49 | 36.1% | ▲ | 49 |
| Other | Miscellaneous | 2014 | 16 | 19 | 23 | 16 | 21 | 15 | 15 | 16 | 16 | 11 | 19 | 14 | 110 | | | 201 |
| | | 2015 | 14 | 11 | 16 | 9 | 11 | 16 | - | - | - | - | - | - | 77 | -30.0% | ▼ | 77 |
| | Other | 2014 | 17 | 7 | 18 | 10 | 6 | 10 | 11 | 4 | 12 | 10 | 6 | 3 | 68 | | | 114 |
| | | 2015 | 18 | 8 | 15 | 21 | 9 | 11 | - | - | - | - | - | - | 82 | 20.6% | ▲ | 82 |

Court: Franklin County Circuit

Start/End Date: Jan-14 / Jun-15

2014 Average Month: 285

Jan-Jun 2014: 1,675

Filings Trending: Upward ▲

Circuit/Court ID: 22 222067


Type of Case: Filings

2015 Average Month:308

Jan-Jun 2015 : 1,847

Overall AVG. Month: 293

Monthly Filings Summary



January --- June Filings

1,675

2014

1,847

2015

| | Jan | Feb | Mar | Apr | May | <u>Jun</u> | Jul | Aug | Sep | Oct | Nov | Dec | Thru Jun | % Change | Trending | Total |
|------|-----|-----|-----|-----|-----|------------|-----|-----|-----|-----|-----|-----|----------|----------|----------|-------|
| 2014 | 289 | 250 | 353 | 290 | 295 | 198 | 313 | 251 | 301 | 274 | 230 | 381 | 1,675 | | | 3,425 |
| 2015 | 287 | 219 | 416 | 307 | 355 | 263 | - | - | - | - | - | - | 1,847 | 10.3% | ▲ | 1,847 |

| | | | Jan | Feb | Mar | Apr | May | <u>Jun</u> | Jul | Aug | Sep | Oct | Nov | Dec | Thru Jun | % Change | Trending | Total |
|----------|--|------|-----|-----|-----|-----|-----|------------|-----|-----|-----|-----|-----|-----|----------|----------|----------|-------|
| Civil | Administrative Law | 2014 | 1 | - | 2 | - | - | 1 | - | - | - | - | - | - | 4 | | | 4 |
| | | 2015 | - | - | 2 | - | - | - | - | - | - | - | - | - | 2 | -50.0% | ▼ | 2 |
| | Contested Divorce | 2014 | 4 | 18 | 7 | 9 | 6 | 5 | 8 | 8 | 5 | 3 | 7 | 8 | 49 | | | 88 |
| | | 2015 | 4 | 7 | 10 | 6 | 7 | 8 | - | - | - | - | - | - | 42 | -14.3% | ▼ | 42 |
| | Domestic and Family - Level 1 | 2014 | 17 | 7 | 5 | 2 | 6 | 3 | 9 | 1 | 11 | 8 | 9 | 12 | 40 | | | 90 |
| | | 2015 | 12 | 10 | 13 | 6 | 6 | 6 | - | - | - | - | - | - | 53 | 32.5% | ▲ | 53 |
| | Domestic and Family - Level 2 | 2014 | 2 | 1 | 4 | 1 | 4 | 4 | 4 | 1 | 4 | 2 | 1 | 2 | 16 | | | 30 |
| | | 2015 | 1 | - | 2 | 3 | 4 | 1 | - | - | - | - | - | - | 11 | -31.3% | ▼ | 11 |
| | General Civil - Level 1 | 2014 | 1 | - | 1 | - | 1 | 1 | - | - | - | - | - | - | 4 | | | 4 |
| | | 2015 | - | - | 1 | - | - | - | - | - | - | - | - | - | 1 | -75.0% | ▼ | 1 |
| | General Civil - Level 2 | 2014 | 10 | 8 | 13 | 5 | 13 | 6 | 8 | 9 | 11 | 8 | 9 | 3 | 55 | | | 103 |
| | | 2015 | 5 | 9 | 5 | 8 | 11 | 11 | - | - | - | - | - | - | 49 | -10.9% | ▼ | 49 |
| | General Civil - Level 3 | 2014 | 16 | 6 | 4 | 6 | 5 | 14 | 13 | 11 | 5 | 6 | 7 | 6 | 51 | | | 99 |
| | | 2015 | 2 | 5 | 3 | 3 | 10 | 8 | - | - | - | - | - | - | 31 | -39.2% | ▼ | 31 |
| | Probates/Wills and Trusts - Level 1 | 2014 | - | - | - | - | - | - | - | - | - | 2 | - | - | 0 | | | 2 |
| | | 2015 | - | - | - | 1 | 1 | 1 | - | - | - | - | - | - | 3 | 0.0% | ↔ | 3 |
| | Probates/Wills and Trusts - Level 2 | 2014 | 1 | 1 | 2 | - | - | 1 | 1 | 3 | 2 | 3 | 4 | 2 | 5 | | | 20 |
| | | 2015 | - | - | 3 | 1 | - | 2 | - | - | - | - | - | - | 6 | 20.0% | ▲ | 6 |
| Criminal | Uncontested Divorce | 2014 | 11 | 15 | 17 | 21 | 16 | 11 | 22 | 9 | 18 | 14 | 14 | 13 | 91 | | | 181 |
| | | 2015 | 14 | 14 | 19 | 15 | 16 | 12 | - | - | - | - | - | - | 90 | -1.1% | ▼ | 90 |
| | Capital Murder | 2015 | - | 2 | - | - | - | - | - | - | - | - | - | - | 2 | | | 2 |
| | | 2014 | 31 | 22 | 61 | 46 | 71 | 24 | 22 | 88 | 62 | 46 | 54 | 101 | 255 | | | 628 |
| | Misdemeanor | 2015 | 33 | 30 | 91 | 51 | 74 | 19 | - | - | - | - | - | - | 298 | 16.9% | ▲ | 298 |
| | | 2014 | 58 | 60 | 109 | 97 | 84 | 62 | 122 | 65 | 80 | 87 | 48 | 161 | 470 | | | 1,033 |
| | Non-Capital Felonies and Related Matters | 2015 | 112 | 56 | 151 | 100 | 140 | 127 | - | - | - | - | - | - | 686 | 46.0% | ▲ | 686 |
| | | 2014 | 3 | 3 | 2 | 4 | 5 | 2 | 2 | 2 | 2 | 1 | 4 | 5 | 19 | | | 35 |
| | Other Criminally Related Matters | 2015 | 1 | 3 | 5 | 1 | 3 | 1 | - | - | - | - | - | - | 14 | -26.3% | ▼ | 14 |
| | | 2014 | 131 | 109 | 126 | 98 | 82 | 63 | 101 | 54 | 100 | 92 | 72 | 68 | 609 | | | 1,096 |
| | Miscellaneous | 2015 | 103 | 83 | 110 | 110 | 81 | 66 | - | - | - | - | - | - | 553 | -9.2% | ▼ | 553 |
| | | 2014 | 3 | - | - | 1 | 2 | 1 | 1 | - | 1 | 2 | 1 | - | 7 | | | 12 |
| | Other | 2015 | - | - | 1 | 2 | 2 | 1 | - | - | - | - | - | - | 6 | -14.3% | ▼ | 6 |

Court: Pittsylvania Circuit

Start/End Date: Jan-14 / Jun-15

2014 Average Month: 288

Jan-Jun 2014: 1,932

Filings Trending: Downward ▼

Circuit/Court ID: 22 222143

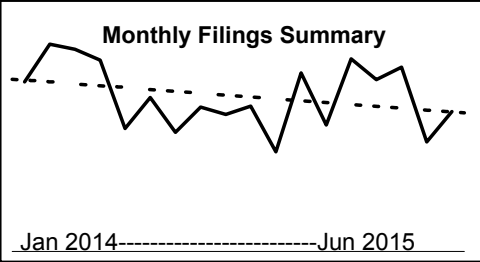
Type of Case: Filings

2015 Average Month: 284

Jan-Jun 2015 : 1,705

Overall AVG. Month: 287

Monthly Filings Summary



January --- June Filings

1,932

2014

1,705

2015

| | Jan | Feb | Mar | Apr | May | <u>Jun</u> | Jul | Aug | Sep | Oct | Nov | Dec | Thru Jun | % Change | Trending | Total |
|------|-----|-----|-----|-----|-----|------------|-----|-----|-----|-----|-----|-----|----------|----------|----------|-------|
| 2014 | 313 | 382 | 373 | 353 | 227 | 284 | 220 | 266 | 253 | 268 | 184 | 329 | 1,932 | | | 3,452 |
| 2015 | 233 | 355 | 317 | 340 | 202 | 258 | - | - | - | - | - | - | 1,705 | -11.7% | ▼ | 1,705 |

| | | | Jan | Feb | Mar | Apr | May | <u>Jun</u> | Jul | Aug | Sep | Oct | Nov | Dec | Thru Jun | % Change | Trending | <u>Total</u> |
|-------------------------------------|--|------|-----|-----|-----|-----|-----|------------|-----|-----|-----|-----|-----|-----|----------|----------|----------|--------------|
| Civil | Administrative Law | 2014 | - | 1 | - | - | - | - | - | 1 | 2 | - | - | - | 1 | | | 4 |
| | | 2015 | - | - | - | - | 1 | - | - | - | - | - | - | - | 1 | 0.0% | ↔ | 1 |
| | Contested Divorce | 2014 | 4 | 7 | 7 | 6 | 10 | 13 | 8 | 4 | 6 | 7 | 4 | 8 | 47 | | | 84 |
| | | 2015 | 3 | 10 | 3 | 6 | 6 | 1 | - | - | - | - | - | - | 29 | -38.3% | ▼ | 29 |
| | Domestic and Family - Level 1 | 2014 | 23 | 6 | 21 | 2 | 2 | 15 | 11 | 33 | 1 | 3 | 7 | 7 | 69 | | | 131 |
| | | 2015 | 2 | 5 | 16 | 2 | 1 | 6 | - | - | - | - | - | - | 32 | -53.6% | ▼ | 32 |
| | Domestic and Family - Level 2 | 2014 | 1 | 3 | 4 | 1 | - | 2 | 5 | 1 | 4 | 3 | 1 | 1 | 11 | | | 26 |
| | | 2015 | 1 | 1 | - | 3 | - | - | - | - | - | - | - | - | 5 | -54.5% | ▼ | 5 |
| | General Civil - Level 1 | 2014 | 1 | - | - | 1 | - | - | - | 1 | - | - | - | 1 | 2 | | | 4 |
| | | 2015 | - | 2 | 1 | - | - | - | - | - | - | - | - | - | 3 | 50.0% | ▲ | 3 |
| | General Civil - Level 2 | 2014 | 7 | 6 | 3 | 7 | 5 | 2 | 8 | 7 | 2 | 4 | 3 | - | 30 | | | 54 |
| | | 2015 | 4 | 14 | 6 | 7 | 4 | 3 | - | - | - | - | - | - | 38 | 26.7% | ▲ | 38 |
| | General Civil - Level 3 | 2014 | 4 | 12 | 3 | 1 | 3 | 2 | 2 | 1 | 5 | 1 | 4 | 1 | 25 | | | 39 |
| | | 2015 | 1 | 16 | 6 | 3 | 2 | 10 | - | - | - | - | - | - | 38 | 52.0% | ▲ | 38 |
| Probates/Wills and Trusts | 2014 | 1 | - | - | - | - | - | - | - | - | - | - | - | 1 | | | 1 | |
| Probates/Wills and Trusts - Level 2 | 2014 | - | 2 | - | - | 2 | 3 | 2 | 1 | 1 | 2 | 1 | - | 7 | | | 14 | |
| | 2015 | - | 1 | 3 | 1 | 1 | 2 | - | - | - | - | - | - | 8 | 14.3% | ▲ | 8 | |
| Uncontested Divorce | 2014 | 12 | 17 | 16 | 19 | 18 | 16 | 10 | 14 | 19 | 16 | 7 | 10 | 98 | | | 174 | |
| | 2015 | 10 | 17 | 14 | 14 | 14 | 17 | - | - | - | - | - | - | 86 | -12.2% | ▼ | 86 | |
| Criminal | Misdemeanor | 2014 | 14 | 25 | 21 | 31 | 9 | 30 | 16 | 26 | 13 | 17 | 14 | 40 | 130 | | | 256 |
| | | 2015 | 13 | 42 | 18 | 48 | 16 | 31 | - | - | - | - | - | - | 168 | 29.2% | ▲ | 168 |
| | Non-Capital Felonies and Related Matters | 2014 | 34 | 111 | 77 | 118 | 32 | 98 | 39 | 64 | 63 | 78 | 45 | 109 | 470 | | | 868 |
| | | 2015 | 53 | 103 | 79 | 120 | 33 | 64 | - | - | - | - | - | - | 452 | -3.8% | ▼ | 452 |
| Other Criminally Related Matters | 2014 | - | 2 | 2 | 3 | 1 | 2 | 4 | 4 | 3 | 1 | 6 | 5 | 10 | | | 33 | |
| | 2015 | 8 | 3 | 6 | 5 | 10 | 1 | - | - | - | - | - | - | 33 | 230.0% | ▲ | 33 | |
| Other | Miscellaneous | 2014 | 181 | 163 | 190 | 140 | 124 | 72 | 94 | 84 | 108 | 104 | 82 | 121 | 870 | | | 1,463 |
| | | 2015 | 110 | 101 | 137 | 100 | 91 | 92 | - | - | - | - | - | - | 631 | -27.5% | ▼ | 631 |
| | Other | 2014 | 31 | 27 | 29 | 24 | 21 | 29 | 21 | 25 | 26 | 32 | 10 | 26 | 161 | | | 301 |
| | | 2015 | 28 | 40 | 28 | 31 | 23 | 31 | - | - | - | - | - | 181 | 12.4% | ▲ | 181 | |

Court: Danville Circuit

Start/End Date: Jan-14 / Jun-15

2014 Average Month: 357

Jan-Jun 2014: 2,387

Filings Trending: Downward ▼

Circuit/Court ID: 22 222590


Type of Case: Filings

2015 Average Month: 309

Jan-Jun 2015 : 1,855

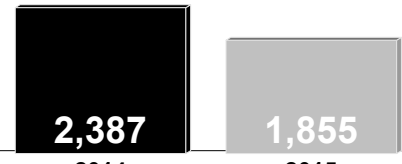
Overall AVG. Month: 341

Monthly Filings Summary



Jan 2014-----Jun 2015

January --- June Filings



2,387 2014 1,855 2015

| | Jan | Feb | Mar | Apr | May | <u>Jun</u> | Jul | Aug | Sep | Oct | Nov | Dec | Thru Jun | % Change | Trending | Total |
|------|-----|-----|-----|-----|-----|------------|-----|-----|-----|-----|-----|-----|----------|----------|----------|-------|
| 2014 | 455 | 338 | 478 | 407 | 248 | 461 | 273 | 452 | 266 | 415 | 232 | 253 | 2,387 | | | 4,278 |
| 2015 | 232 | 264 | 374 | 399 | 258 | 328 | - | - | - | - | - | - | 1,855 | -22.3% | ▼ | 1,855 |

| | | | Jan | Feb | Mar | Apr | May | <u>Jun</u> | Jul | Aug | Sep | Oct | Nov | Dec | Thru Jun | % Change | Trending | Total |
|----------|--|------|-----|-----|-----|-----|-----|------------|-----|-----|-----|-----|-----|-----|----------|----------|----------|-------|
| Civil | Administrative Law | 2014 | - | - | 1 | - | - | - | 2 | - | 2 | - | 1 | - | 1 | | | 6 |
| | Contested Divorce | 2014 | 4 | 2 | 7 | 4 | 6 | 1 | 2 | 1 | 4 | 4 | 2 | 2 | 24 | | | 39 |
| | | 2015 | 4 | 1 | 8 | 2 | 2 | 2 | - | - | - | - | - | - | 19 | -20.8% | ▼ | 19 |
| | Domestic and Family - Level 1 | 2014 | 3 | 15 | 2 | 8 | 6 | 8 | 2 | 9 | 6 | 2 | 5 | 2 | 42 | | | 68 |
| | | 2015 | 5 | 5 | 5 | 10 | 8 | 7 | - | - | - | - | - | - | 40 | -4.8% | ▼ | 40 |
| | Domestic and Family - Level 2 | 2014 | 6 | 3 | 4 | 6 | 2 | 2 | 3 | - | 3 | 3 | 1 | 1 | 23 | | | 34 |
| | | 2015 | 3 | 1 | 4 | 3 | 9 | 6 | - | - | - | - | - | - | 26 | 13.0% | ▲ | 26 |
| | General Civil - Level 1 | 2014 | - | - | 1 | 1 | - | - | 1 | 1 | - | - | - | - | 2 | | | 4 |
| | | 2015 | - | - | - | 1 | 1 | - | - | - | - | - | - | - | 2 | 0.0% | ↔ | 2 |
| | General Civil - Level 2 | 2014 | 5 | 5 | 6 | 5 | 10 | 4 | 6 | 2 | 13 | 1 | 6 | 3 | 35 | | | 66 |
| | | 2015 | 3 | 5 | 3 | 5 | 2 | 7 | - | - | - | - | - | - | 25 | -28.6% | ▼ | 25 |
| | General Civil - Level 3 | 2014 | 6 | 3 | 2 | 5 | 3 | 7 | 8 | 16 | 14 | 9 | 7 | 1 | 26 | | | 81 |
| | | 2015 | 9 | 7 | 2 | 1 | 7 | 6 | - | - | - | - | - | - | 32 | 23.1% | ▲ | 32 |
| | Probates/Wills and Trusts | 2015 | - | - | - | 1 | 1 | - | - | - | - | - | - | - | 2 | | | 2 |
| | Probates/Wills and Trusts - Level 2 | 2014 | 1 | - | 1 | 1 | - | 1 | 1 | - | - | - | - | - | 4 | | | 5 |
| | | 2015 | 2 | - | 3 | 1 | 3 | - | - | - | - | - | - | - | 9 | 125.0% | ▲ | 9 |
| Criminal | Protective Orders | 2014 | - | - | - | - | 1 | - | - | - | - | - | - | - | 1 | | | 1 |
| | | 2015 | 1 | - | - | - | - | 1 | - | - | - | - | - | - | 2 | 100.0% | ▲ | 2 |
| | Uncontested Divorce | 2014 | 6 | 11 | 14 | 10 | 10 | 8 | 6 | 8 | 7 | 4 | 5 | 3 | 59 | | | 92 |
| | | 2015 | 6 | 14 | 10 | 15 | 8 | 7 | - | - | - | - | - | - | 60 | 1.7% | ▲ | 60 |
| | Capital Murder | 2014 | 1 | - | - | - | - | - | - | - | - | 1 | 1 | - | 1 | | | 3 |
| | Misdemeanor | 2014 | 67 | 97 | 88 | 144 | 48 | 128 | 49 | 111 | 56 | 132 | 65 | 73 | 572 | | | 1,058 |
| | | 2015 | 41 | 85 | 58 | 140 | 33 | 142 | - | - | - | - | - | - | 499 | -12.8% | ▼ | 499 |
| | Non-Capital Felonies and Related Matters | 2014 | 290 | 113 | 268 | 169 | 121 | 234 | 134 | 262 | 124 | 206 | 110 | 123 | 1,195 | | | 2,154 |
| | | 2015 | 111 | 92 | 215 | 166 | 148 | 101 | - | - | - | - | - | - | 833 | -30.3% | ▼ | 833 |
| | Other Criminally Related Matters | 2014 | 7 | 11 | 8 | 7 | 10 | 10 | 10 | 9 | 1 | 8 | 9 | 4 | 53 | | | 94 |
| Other | | 2015 | 6 | 2 | 8 | 10 | 1 | 7 | - | - | - | - | - | - | 34 | -35.8% | ▼ | 34 |
| | Miscellaneous | 2014 | 59 | 78 | 76 | 47 | 31 | 58 | 49 | 33 | 36 | 45 | 20 | 39 | 349 | | | 571 |
| | | 2015 | 41 | 52 | 58 | 44 | 35 | 42 | - | - | - | - | - | - | 272 | -22.1% | ▼ | 272 |
| | Other | 2014 | - | - | - | - | - | - | - | - | - | - | - | 2 | 0 | | | 2 |

Court: Roanoke County Circuit

Start/End Date: Jan-14 / Jun-15

2014 Average Month: 382

Jan-Jun 2014: 2,344

Filings Trending: Downward ▼

Circuit/Court ID: 23 223161


Type of Case: Filings

2015 Average Month:353

Jan-Jun 2015 : 2,116

Overall AVG. Month: 372

Monthly Filings Summary



Jan 2014-----Jun 2015

January --- June Filings

2,344

2014

2,116

2015

| | Jan | Feb | Mar | Apr | May | <u>Jun</u> | Jul | Aug | Sep | Oct | Nov | Dec | Thru Jun | % Change | Trending | Total |
|------|-----|-----|-----|-----|-----|------------|-----|-----|-----|-----|-----|-----|----------|----------|----------|-------|
| 2014 | 376 | 427 | 382 | 395 | 356 | 408 | 360 | 425 | 331 | 480 | 308 | 339 | 2,344 | | | 4,587 |
| 2015 | 367 | 321 | 330 | 385 | 342 | 371 | - | - | - | - | - | - | 2,116 | -9.7% | ▼ | 2,116 |

| | | | Jan | Feb | Mar | Apr | May | <u>Jun</u> | Jul | Aug | Sep | Oct | Nov | Dec | Thru Jun | % Change | Trending | Total |
|----------|--|------|-----|-----|-----|-----|-----|------------|-----|-----|-----|-----|-----|-----|----------|----------|----------|-------|
| Civil | Administrative Law | 2014 | - | 1 | - | 1 | - | 1 | 1 | 1 | - | 1 | - | - | 3 | | | 6 |
| | | 2015 | - | 2 | 1 | - | - | 1 | - | - | - | - | - | - | 4 | 33.3% | ▲ | 4 |
| | Contested Divorce | 2014 | 9 | 10 | 11 | 12 | 10 | 8 | 7 | 8 | 17 | 8 | 6 | 10 | 60 | | | 116 |
| | | 2015 | 12 | 8 | 11 | 6 | 6 | 11 | - | - | - | - | - | - | 54 | -10.0% | ▼ | 54 |
| | Domestic and Family - Level 1 | 2014 | 10 | 20 | 6 | 8 | 14 | 12 | 9 | 16 | 11 | 8 | 8 | 10 | 70 | | | 132 |
| | | 2015 | 9 | 3 | 26 | 15 | 13 | 5 | - | - | - | - | - | - | 71 | 1.4% | ▲ | 71 |
| | Domestic and Family - Level 2 | 2014 | 3 | 3 | 5 | 4 | 2 | 5 | 6 | 5 | 3 | 6 | 2 | 1 | 22 | | | 45 |
| | | 2015 | 3 | 3 | 7 | 7 | 4 | 8 | - | - | - | - | - | - | 32 | 45.5% | ▲ | 32 |
| | General Civil - Level 1 | 2014 | 2 | - | 1 | 1 | - | - | - | - | - | - | - | - | 4 | | | 4 |
| | | 2015 | - | 1 | - | - | - | 1 | - | - | - | - | - | - | 2 | -50.0% | ▼ | 2 |
| | General Civil - Level 2 | 2014 | 11 | 6 | 9 | 7 | 10 | 14 | 16 | 11 | 7 | 13 | 13 | 5 | 57 | | | 122 |
| | | 2015 | 11 | 9 | 16 | 11 | 14 | 11 | - | - | - | - | - | - | 72 | 26.3% | ▲ | 72 |
| | General Civil - Level 3 | 2014 | 11 | 5 | 7 | 5 | 24 | 6 | 8 | 5 | 5 | 8 | 5 | 13 | 58 | | | 102 |
| | | 2015 | 17 | 8 | 3 | 4 | 8 | 6 | - | - | - | - | - | - | 46 | -20.7% | ▼ | 46 |
| | Probates/Wills and Trusts - Level 1 | 2014 | - | 1 | 1 | - | - | - | - | 1 | - | 1 | - | 1 | 2 | | | 5 |
| | | 2015 | 2 | - | - | - | 1 | - | - | - | - | - | - | - | 3 | 50.0% | ▲ | 3 |
| | Probates/Wills and Trusts - Level 2 | 2014 | 1 | 8 | 3 | 5 | 15 | 5 | 5 | 5 | 8 | 7 | 3 | 5 | 37 | | | 70 |
| | | 2015 | 9 | 6 | 7 | 3 | 13 | 1 | - | - | - | - | - | - | 39 | 5.4% | ▲ | 39 |
| Criminal | Uncontested Divorce | 2014 | 22 | 21 | 22 | 29 | 16 | 30 | 33 | 18 | 27 | 19 | 21 | 17 | 140 | | | 275 |
| | | 2015 | 17 | 19 | 27 | 21 | 24 | 26 | - | - | - | - | - | - | 134 | -4.3% | ▼ | 134 |
| | Capital Murder | 2014 | - | - | - | - | - | - | - | - | 1 | - | - | - | 0 | | | 1 |
| | | 2015 | - | - | - | - | - | - | - | - | - | - | - | - | - | | | - |
| | Misdemeanor | 2014 | 27 | 30 | 31 | 36 | 35 | 29 | 31 | 43 | 29 | 44 | 32 | 28 | 188 | 0.0% | ↔ | 395 |
| | | 2015 | 9 | 17 | 21 | 42 | 35 | 45 | - | - | - | - | - | - | 169 | -10.1% | ▼ | 169 |
| | Non-Capital Felonies and Related Matters | 2014 | 61 | 125 | 79 | 121 | 91 | 151 | 108 | 138 | 86 | 187 | 94 | 106 | 628 | | | 1,347 |
| | | 2015 | 86 | 104 | 65 | 132 | 86 | 132 | - | - | - | - | - | - | 605 | -3.7% | ▼ | 605 |
| | Other Criminally Related Matters | 2014 | 8 | 11 | 7 | 8 | 10 | 8 | 10 | 17 | 14 | 9 | 11 | 6 | 52 | | | 119 |
| | | 2015 | 4 | 4 | 9 | 9 | 15 | 18 | - | - | - | - | - | - | 59 | 13.5% | ▲ | 59 |
| Other | Miscellaneous | 2014 | 210 | 183 | 198 | 156 | 129 | 139 | 126 | 157 | 122 | 166 | 112 | 136 | 1,015 | | | 1,834 |
| | | 2015 | 187 | 136 | 137 | 135 | 123 | 104 | - | - | - | - | - | - | 822 | -19.0% | ▼ | 822 |
| | Other | 2014 | 1 | 3 | 2 | 2 | - | - | - | - | 1 | 3 | 1 | 1 | 8 | | | 14 |
| | | 2015 | 1 | 1 | - | - | - | 2 | - | - | - | - | - | - | 4 | -50.0% | ▼ | 4 |

Court: Roanoke Circuit

Start/End Date: Jan-14 / Jun-15

2014 Average Month: 442

Jan-Jun 2014: 2,771

Filings Trending: Downward ▼

Circuit/Court ID: 23 223770


Type of Case: Filings

2015 Average Month: 417

Jan-Jun 2015 : 2,502

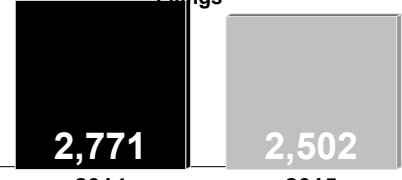
Overall AVG. Month: 434

Monthly Filings Summary



Jan 2014-----Jun 2015

January --- June Filings



2,771 2014 2,502 2015

| | Jan | Feb | Mar | Apr | May | <u>Jun</u> | Jul | Aug | Sep | Oct | Nov | Dec | Thru Jun | % Change | Trending | Total |
|------|-----|-----|-----|-----|-----|------------|-----|-----|-----|-----|-----|-----|----------|----------|----------|-------|
| 2014 | 522 | 402 | 497 | 459 | 439 | 452 | 513 | 412 | 485 | 427 | 291 | 409 | 2,771 | | | 5,308 |
| 2015 | 418 | 404 | 452 | 411 | 383 | 434 | - | - | - | - | - | - | 2,502 | -9.7% | ▼ | 2,502 |

| | | | Jan | Feb | Mar | Apr | May | <u>Jun</u> | Jul | Aug | Sep | Oct | Nov | Dec | Thru Jun | % Change | Trending | Total |
|----------|--|------|-----|-----|-----|-----|-----|------------|-----|-----|-----|-----|-----|-----|----------|----------|----------|-------|
| Civil | Administrative Law | 2014 | - | 1 | 1 | - | - | 1 | - | - | 1 | 1 | - | 1 | 3 | | | 6 |
| | | 2015 | - | - | - | 1 | 1 | - | - | - | - | - | - | - | 2 | -33.3% | ▼ | 2 |
| | Contested Divorce | 2014 | 12 | 6 | 15 | 14 | 11 | 13 | 8 | 11 | 15 | 11 | 11 | 10 | 71 | | | 137 |
| | | 2015 | 10 | 12 | 14 | 14 | 8 | 11 | - | - | - | - | - | - | 69 | -2.8% | ▼ | 69 |
| | Domestic and Family - Level 1 | 2014 | 25 | 16 | 15 | 25 | 17 | 15 | 25 | 9 | 7 | 13 | 11 | 9 | 113 | | | 187 |
| | | 2015 | 2 | 11 | 9 | 25 | 11 | 18 | - | - | - | - | - | - | 76 | -32.7% | ▼ | 76 |
| | Domestic and Family - Level 2 | 2014 | 1 | 5 | 5 | 2 | 3 | 3 | 4 | 4 | 10 | 3 | 4 | 3 | 19 | | | 47 |
| | | 2015 | 7 | 1 | 5 | 2 | 3 | 3 | - | - | - | - | - | - | 21 | 10.5% | ▲ | 21 |
| | General Civil - Level 1 | 2014 | 8 | 7 | 4 | 6 | 10 | 5 | 3 | 6 | 13 | 5 | 2 | 2 | 40 | | | 71 |
| | | 2015 | 5 | 6 | 5 | 5 | 6 | 3 | - | - | - | - | - | - | 30 | -25.0% | ▼ | 30 |
| | General Civil - Level 2 | 2014 | 19 | 23 | 34 | 24 | 35 | 13 | 24 | 26 | 26 | 18 | 13 | 17 | 148 | | | 272 |
| | | 2015 | 29 | 12 | 21 | 14 | 24 | 26 | - | - | - | - | - | - | 126 | -14.9% | ▼ | 126 |
| | General Civil - Level 3 | 2014 | 14 | 7 | 13 | 15 | 6 | 13 | 10 | 11 | 9 | 17 | 9 | 22 | 68 | | | 146 |
| | | 2015 | 6 | 5 | 6 | 7 | 13 | 5 | - | - | - | - | - | - | 42 | -38.2% | ▼ | 42 |
| | Probates/Wills and Trusts - Level 1 | 2014 | - | - | - | 1 | - | - | - | - | - | - | - | - | 1 | | | 1 |
| | | 2015 | - | 1 | - | 2 | - | 1 | - | - | - | - | - | - | 4 | 300.0% | ▲ | 4 |
| | Probates/Wills and Trusts - Level 2 | 2014 | 4 | 2 | 1 | 4 | 4 | 1 | 3 | 3 | 4 | 4 | 1 | 4 | 16 | | | 35 |
| | | 2015 | - | 7 | 2 | 4 | 4 | 4 | - | - | - | - | - | - | 21 | 31.3% | ▲ | 21 |
| Criminal | Uncontested Divorce | 2014 | 26 | 20 | 33 | 25 | 23 | 27 | 29 | 26 | 25 | 20 | 21 | 16 | 154 | | | 291 |
| | | 2015 | 27 | 17 | 43 | 25 | 28 | 34 | - | - | - | - | - | - | 174 | 13.0% | ▲ | 174 |
| | Misdemeanor | 2014 | 44 | 24 | 48 | 40 | 31 | 40 | 53 | 32 | 36 | 36 | 32 | 42 | 227 | | | 458 |
| | | 2015 | 30 | 27 | 21 | 26 | 22 | 45 | - | - | - | - | - | - | 171 | -24.7% | ▼ | 171 |
| | Non-Capital Felonies and Related Matters | 2014 | 180 | 164 | 189 | 160 | 180 | 182 | 211 | 158 | 190 | 198 | 93 | 153 | 1,055 | | | 2,058 |
| | | 2015 | 150 | 164 | 191 | 147 | 124 | 173 | - | - | - | - | - | - | 949 | -10.0% | ▼ | 949 |
| | Other Criminally Related Matters | 2014 | 27 | 16 | 7 | 34 | 14 | 30 | 22 | 15 | 30 | 21 | 14 | 21 | 128 | | | 251 |
| | | 2015 | 19 | 9 | 11 | 18 | 16 | 23 | - | - | - | - | - | - | 96 | -25.0% | ▼ | 96 |
| | Miscellaneous | 2014 | 156 | 109 | 128 | 108 | 96 | 102 | 117 | 109 | 117 | 78 | 72 | 106 | 699 | | | 1,298 |
| | | 2015 | 128 | 130 | 121 | 121 | 118 | 83 | - | - | - | - | - | - | 701 | 0.3% | ▲ | 701 |
| Other | Other | 2014 | 6 | 2 | 4 | 1 | 9 | 7 | 4 | 2 | 2 | 2 | 8 | 3 | 29 | | | 50 |
| | | 2015 | 5 | 2 | 3 | - | 5 | 5 | - | - | - | - | - | - | 20 | -31.0% | ▼ | 20 |

Court: Salem Circuit

Start/End Date: Jan-14 / Jun-15

2014 Average Month: 124

Jan-Jun 2014: 698

Filings Trending: Steady ↔

Circuit/Court ID: 23 223775

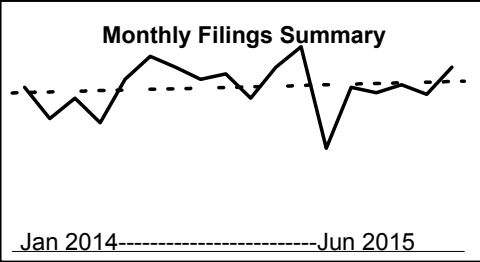
Type of Case: Filings

2015 Average Month:115

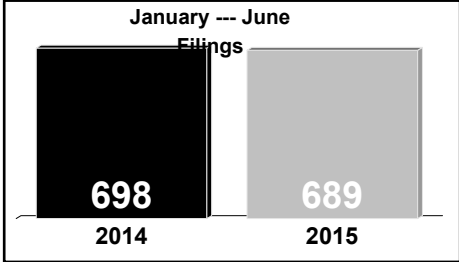
Jan-Jun 2015 : 689

Overall AVG. Month: 121

Monthly Filings Summary



January --- June Filings



| | Jan | Feb | Mar | Apr | May | <u>Jun</u> | Jul | Aug | Sep | Oct | Nov | Dec | Thru Jun | % Change | Trending | Total |
|------|-----|-----|-----|-----|-----|------------|-----|-----|-----|-----|-----|-----|----------|----------|----------|-------|
| 2014 | 121 | 98 | 113 | 95 | 127 | 144 | 136 | 127 | 131 | 113 | 136 | 151 | 698 | | | 1,492 |
| 2015 | 76 | 121 | 117 | 123 | 116 | 136 | - | - | - | - | - | - | 689 | -1.3% | ▼ | 689 |

| | | | Jan | Feb | Mar | Apr | May | <u>Jun</u> | Jul | Aug | Sep | Oct | Nov | Dec | Thru Jun | % Change | Trending | Total |
|----------|--|------|-----|-----|-----|-----|-----|------------|-----|-----|-----|-----|-----|-----|----------|----------|----------|-------|
| Civil | Administrative Law | 2014 | - | - | - | - | - | - | - | - | - | 1 | - | - | 0 | | | 1 |
| | Contested Divorce | 2014 | 3 | 1 | 1 | 4 | 2 | 10 | 14 | 4 | 9 | 4 | 7 | 6 | 21 | 0.0% | ↔ | 65 |
| | | 2015 | 4 | 9 | 3 | 5 | 3 | 11 | - | - | - | - | - | - | 35 | 66.7% | ▲ | 35 |
| | Domestic and Family - Level 2 | 2014 | 1 | - | - | - | - | - | 1 | 1 | - | 1 | - | 3 | 1 | | ▲ | 7 |
| | | 2015 | - | 1 | 3 | 2 | 1 | - | - | - | - | - | - | - | 7 | 600.0% | ▲ | 7 |
| | General Civil - Level 1 | 2014 | - | 2 | - | 2 | - | - | - | 2 | - | - | - | 2 | 4 | | | 8 |
| | | 2015 | 1 | - | 1 | 1 | - | - | - | - | - | - | - | - | 3 | -25.0% | ▼ | 3 |
| | General Civil - Level 2 | 2014 | 7 | 9 | 3 | 4 | 7 | 3 | 7 | 5 | 8 | 8 | 5 | 5 | 33 | | | 71 |
| | | 2015 | 5 | 6 | 3 | 9 | 2 | 9 | - | - | - | - | - | - | 34 | 3.0% | ▲ | 34 |
| | General Civil - Level 3 | 2014 | 1 | 1 | - | 2 | 1 | 3 | 1 | 2 | 5 | 6 | - | 2 | 8 | | | 24 |
| | | 2015 | 1 | 1 | 1 | 2 | 1 | - | - | - | - | - | - | - | 6 | -25.0% | ▼ | 6 |
| | Probates/Wills and Trusts - Level 2 | 2014 | - | - | 2 | 3 | 5 | - | - | 2 | 1 | - | 2 | - | 10 | | | 15 |
| Criminal | | 2015 | - | 1 | 2 | 1 | 2 | 1 | - | - | - | - | - | - | 7 | -30.0% | ▼ | 7 |
| | Uncontested Divorce | 2014 | 1 | 8 | 4 | 10 | 4 | 5 | 7 | 13 | 5 | 6 | 3 | 5 | 32 | | | 71 |
| | | 2015 | 2 | 5 | 5 | 8 | 2 | 4 | - | - | - | - | - | - | 26 | -18.8% | ▼ | 26 |
| | Misdemeanor | 2014 | 6 | 1 | 12 | 6 | 12 | 3 | 9 | 14 | 17 | 9 | 6 | 7 | 40 | | | 102 |
| | | 2015 | 1 | 6 | 10 | 7 | 14 | 8 | - | - | - | - | - | - | 46 | 15.0% | ▲ | 46 |
| | Non-Capital Felonies and Related Matters | 2014 | 55 | 26 | 49 | 28 | 60 | 87 | 62 | 41 | 48 | 44 | 69 | 51 | 305 | | | 620 |
| Other | | 2015 | 19 | 48 | 39 | 43 | 63 | 77 | - | - | - | - | - | - | 289 | -5.2% | ▼ | 289 |
| | Other Criminally Related Matters | 2014 | 1 | - | 4 | 6 | 1 | 1 | 1 | 3 | 1 | 1 | 3 | - | 13 | | | 22 |
| | | 2015 | 3 | 2 | - | 1 | 2 | 2 | - | - | - | - | - | - | 10 | -23.1% | ▼ | 10 |
| | Miscellaneous | 2014 | 46 | 50 | 38 | 30 | 35 | 32 | 34 | 40 | 37 | 33 | 41 | 68 | 231 | | | 484 |
| | | 2015 | 40 | 42 | 50 | 44 | 26 | 24 | - | - | - | - | - | - | 226 | -2.2% | ▼ | 226 |
| | Other | 2014 | - | - | - | - | - | - | - | - | - | - | - | 2 | 0 | | | 2 |

Court: Amherst Circuit

Start/End Date: Jan-14 / Jun-15

2014 Average Month: 176

Jan-Jun 2014: 1,130

Filings Trending: Downward ▼

Circuit/Court ID: 24 224009


Type of Case: Filings

2015 Average Month:157

Jan-Jun 2015 : 944


Overall AVG. Month: 170

Monthly Filings Summary



Jan 2014-----Jun 2015

January --- June Filings



1,130 2014 944 2015

| | Jan | Feb | Mar | Apr | May | <u>Jun</u> | Jul | Aug | Sep | Oct | Nov | Dec | Thru Jun | % Change | Trending | Total |
|------|-----|-----|-----|-----|-----|------------|-----|-----|-----|-----|-----|-----|----------|----------|----------|-------|
| 2014 | 174 | 200 | 198 | 163 | 221 | 174 | 111 | 264 | 156 | 167 | 92 | 189 | 1,130 | | | 2,109 |
| 2015 | 133 | 164 | 141 | 223 | 111 | 172 | - | - | - | - | - | - | 944 | -16.5% | ▼ | 944 |

| | | | Jan | Feb | Mar | Apr | May | <u>Jun</u> | Jul | Aug | Sep | Oct | Nov | Dec | Thru Jun | % Change | Trending | Total |
|----------|--|------|-----|-----|-----|-----|-----|------------|-----|-----|-----|-----|-----|-----|----------|----------|----------|-------|
| Civil | Administrative Law | 2015 | - | - | - | - | 1 | - | - | - | - | - | - | - | 1 | | | 1 |
| | Contested Divorce | 2014 | 3 | 3 | 1 | 5 | 6 | 4 | 5 | 3 | 3 | 4 | 2 | 1 | 22 | | | 40 |
| | | 2015 | - | 2 | 1 | 1 | 3 | 3 | - | - | - | - | - | - | 10 | -54.5% | ▼ | 10 |
| | Domestic and Family - Lev | 2014 | - | 2 | 1 | 4 | 1 | - | 1 | 1 | - | - | - | - | 8 | | | 10 |
| | Domestic and Family - Level 2 | 2014 | - | - | - | - | 1 | 1 | 1 | - | 2 | 1 | - | - | 2 | | | 6 |
| | | 2015 | 2 | 1 | - | 2 | 1 | - | - | - | - | - | - | - | 6 | 200.0% | ▲ | 6 |
| | General Civil - Level 1 | 2014 | 1 | 1 | - | - | - | 1 | - | - | - | - | - | 1 | 3 | | | 4 |
| | | 2015 | 1 | - | - | - | - | - | - | - | - | - | - | - | 1 | -66.7% | ▼ | 1 |
| | General Civil - Level 2 | 2014 | 7 | 2 | 4 | 2 | 6 | 5 | 2 | 3 | 2 | 4 | 4 | 1 | 26 | | | 42 |
| | | 2015 | 2 | 4 | 8 | 6 | 4 | 3 | - | - | - | - | - | - | 27 | 3.8% | ▲ | 27 |
| | General Civil - Level 3 | 2014 | 13 | 2 | 4 | 3 | - | 2 | 9 | 2 | - | 3 | 4 | 1 | 24 | | | 43 |
| | | 2015 | 7 | 3 | 2 | 1 | 1 | 1 | - | - | - | - | - | - | 15 | -37.5% | ▼ | 15 |
| | Probates/Wills and Trusts - Level 1 | 2014 | - | 2 | - | - | - | - | - | - | - | - | - | 1 | 2 | | | 3 |
| | | 2015 | - | 1 | - | 1 | - | - | - | - | - | - | - | - | 2 | 0.0% | ↔ | 2 |
| Criminal | Probates/Wills and Trusts - Level 2 | 2014 | - | - | - | 4 | 2 | - | - | 1 | 1 | - | - | 1 | 6 | | | 9 |
| | | 2015 | 5 | 1 | 3 | - | 4 | - | - | - | - | - | - | - | 13 | 116.7% | ▲ | 13 |
| | Uncontested Divorce | 2014 | 8 | 3 | 8 | 11 | 3 | 5 | 5 | 3 | 9 | 2 | 3 | 11 | 38 | | | 71 |
| | | 2015 | 7 | 4 | 8 | 8 | 9 | 6 | - | - | - | - | - | - | 42 | 10.5% | ▲ | 42 |
| | Misdemeanor | 2014 | 10 | 11 | 10 | 11 | 18 | 17 | 2 | 31 | 13 | 13 | 5 | 31 | 77 | | | 172 |
| Other | | 2015 | 8 | 12 | 6 | 32 | 6 | 30 | - | - | - | - | - | - | 94 | 22.1% | ▲ | 94 |
| | Non-Capital Felonies and Related Matters | 2014 | 13 | 68 | 56 | 41 | 99 | 67 | 20 | 136 | 57 | 61 | 18 | 67 | 344 | | | 703 |
| | | 2015 | 30 | 62 | 14 | 89 | 18 | 71 | - | - | - | - | - | - | 284 | -17.4% | ▼ | 284 |
| | Other Criminally Related Matters | 2014 | 3 | 5 | 3 | 3 | 7 | 1 | 3 | 7 | 2 | 4 | 1 | 6 | 22 | | | 45 |
| | | 2015 | 1 | 3 | 1 | 4 | 2 | 4 | - | - | - | - | - | - | 15 | -31.8% | ▼ | 15 |
| Other | Miscellaneous | 2014 | 92 | 85 | 94 | 69 | 61 | 53 | 51 | 58 | 54 | 59 | 37 | 46 | 454 | | | 759 |
| | | 2015 | 54 | 52 | 77 | 61 | 41 | 47 | - | - | - | - | - | - | 332 | -26.9% | ▼ | 332 |
| | Other | 2014 | 24 | 16 | 17 | 10 | 17 | 18 | 12 | 19 | 13 | 16 | 18 | 22 | 102 | | | 202 |
| | | 2015 | 16 | 19 | 21 | 18 | 21 | 7 | - | - | - | - | - | - | 102 | 0.0% | ↔ | 102 |

Court: Bedford Circuit

Start/End Date: Jan-14 / Jun-15

2014 Average Month: 295

Jan-Jun 2014: 1,855

Filings Trending: Downward ▼

Circuit/Court ID: 24 224019

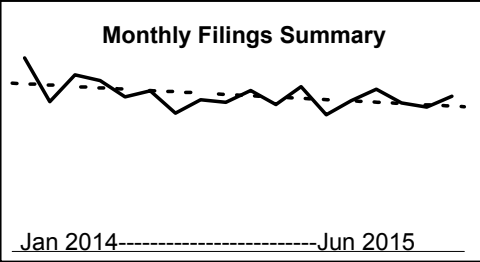
Type of Case: Filings

2015 Average Month:276

Jan-Jun 2015 : 1,655

Overall AVG. Month: 288

Monthly Filings Summary



January --- June Filings

1,855

2014

1,655

2015

| | Jan | Feb | Mar | Apr | May | <u>Jun</u> | Jul | Aug | Sep | Oct | Nov | Dec | Thru Jun | % Change | Trending | Total |
|------|-----|-----|-----|-----|-----|------------|-----|-----|-----|-----|-----|-----|----------|----------|----------|-------|
| 2014 | 357 | 276 | 326 | 315 | 285 | 296 | 255 | 280 | 275 | 297 | 271 | 304 | 1,855 | | | 3,537 |
| 2015 | 252 | 278 | 299 | 274 | 266 | 286 | - | - | - | - | - | - | 1,655 | -10.8% | ▼ | 1,655 |

| | | | Jan | Feb | Mar | Apr | May | <u>Jun</u> | Jul | Aug | Sep | Oct | Nov | Dec | Thru Jun | % Change | Trending | Total |
|----------|--|------|-----|-----|-----|-----|-----|------------|-----|-----|-----|-----|-----|-----|----------|----------|----------|-------|
| Civil | Administrative Law | 2014 | - | 1 | - | - | - | - | - | - | - | - | - | 1 | 1 | | | 2 |
| | Contested Divorce | 2014 | 10 | 5 | 5 | 7 | 4 | 6 | 9 | 8 | 3 | 6 | - | 6 | 37 | | | 69 |
| | | 2015 | 5 | 7 | 12 | 4 | 10 | 5 | - | - | - | - | - | - | 43 | 16.2% | ▲ | 43 |
| | Domestic and Family - Level 1 | 2014 | 2 | 3 | 9 | 11 | 3 | 10 | 4 | 12 | 5 | 21 | 26 | 15 | 38 | | | 121 |
| | | 2015 | 8 | 6 | 11 | 6 | 3 | 9 | - | - | - | - | - | - | 43 | 13.2% | ▲ | 43 |
| | Domestic and Family - Level 2 | 2014 | 4 | 6 | 3 | 5 | 11 | 5 | 10 | 5 | 4 | 2 | 3 | 2 | 34 | | | 60 |
| | | 2015 | 1 | 4 | 4 | 3 | 5 | 5 | - | - | - | - | - | - | 22 | -35.3% | ▼ | 22 |
| | General Civil - Level 1 | 2014 | - | - | 1 | 1 | - | - | - | - | 1 | - | - | - | 2 | | | 3 |
| | | 2015 | - | - | 1 | - | - | 2 | - | - | - | - | - | - | 3 | 50.0% | ▲ | 3 |
| | General Civil - Level 2 | 2014 | 9 | 10 | 12 | 6 | 6 | 12 | 7 | 9 | 5 | 7 | 3 | 12 | 55 | | | 98 |
| | | 2015 | 10 | 9 | 13 | 6 | 11 | 17 | - | - | - | - | - | - | 66 | 20.0% | ▲ | 66 |
| | General Civil - Level 3 | 2014 | 9 | 7 | 10 | 6 | 4 | 2 | 4 | 6 | 2 | 4 | 3 | 5 | 38 | | | 62 |
| | | 2015 | 7 | 8 | 5 | - | 6 | 1 | - | - | - | - | - | - | 27 | -28.9% | ▼ | 27 |
| | Probates/Wills and Trusts - Level 1 | 2014 | - | 1 | - | - | 1 | - | 1 | - | 2 | 1 | 4 | - | 2 | | | 10 |
| | | 2015 | - | - | - | 1 | 1 | - | - | - | - | - | - | - | 2 | 0.0% | ↔ | 2 |
| | Probates/Wills and Trusts - Level 2 | 2014 | 3 | 1 | 2 | 3 | - | 1 | - | 1 | 2 | 1 | - | 2 | 10 | | | 16 |
| | | 2015 | 7 | 4 | 3 | 2 | 1 | 5 | - | - | - | - | - | - | 22 | 120.0% | ▲ | 22 |
| Criminal | Uncontested Divorce | 2014 | 14 | 12 | 20 | 24 | 8 | 13 | 15 | 15 | 19 | 16 | 8 | 14 | 91 | | | 178 |
| | | 2015 | 14 | 23 | 27 | 27 | 15 | 20 | - | - | - | - | - | - | 126 | 38.5% | ▲ | 126 |
| | Misdemeanor | 2014 | 13 | 10 | 13 | 9 | 25 | 16 | 13 | 17 | 24 | 6 | 11 | 20 | 86 | | | 177 |
| | | 2015 | 9 | 15 | 11 | 8 | 16 | 10 | - | - | - | - | - | - | 69 | -19.8% | ▼ | 69 |
| Criminal | Non-Capital Felonies and Related Matters | 2014 | 50 | 20 | 61 | 53 | 69 | 92 | 62 | 45 | 56 | 61 | 81 | 74 | 345 | | | 724 |
| | | 2015 | 31 | 48 | 54 | 47 | 35 | 47 | - | - | - | - | - | - | 262 | -24.1% | ▼ | 262 |
| | Other Criminally Related Matters | 2014 | 3 | 5 | 7 | 14 | 13 | 11 | 7 | 12 | 10 | 6 | 18 | 9 | 53 | | | 115 |
| Other | | 2015 | 17 | 7 | 6 | 10 | 8 | 12 | - | - | - | - | - | - | 60 | 13.2% | ▲ | 60 |
| | Miscellaneous | 2014 | 240 | 195 | 183 | 175 | 141 | 126 | 123 | 150 | 140 | 166 | 114 | 144 | 1,060 | | | 1,897 |
| | | 2015 | 143 | 145 | 152 | 159 | 154 | 153 | - | - | - | - | - | - | 906 | -14.5% | ▼ | 906 |
| Other | Other | 2014 | - | - | - | 1 | - | 2 | - | - | 2 | - | - | - | 3 | | | 5 |
| | | 2015 | - | 2 | - | 1 | 1 | - | - | - | - | - | - | - | 4 | 33.3% | ▲ | 4 |

Court: Campbell Circuit

Start/End Date: Jan-14 / Jun-15

2014 Average Month: 253

Jan-Jun 2014: 1,560

Filings Trending: Downward ▼

Circuit/Court ID: 24 224031

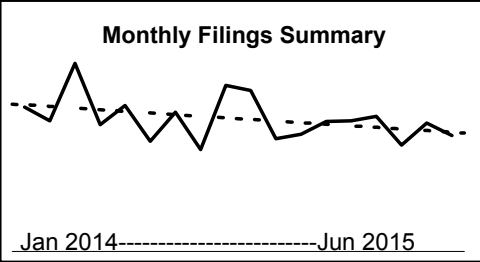
Type of Case: Filings

2015 Average Month:230

Jan-Jun 2015 : 1,377

Overall AVG. Month: 245

Monthly Filings Summary



January --- June Filings

1,560

2014

1,377

2015

| | Jan | Feb | Mar | Apr | May | <u>Jun</u> | Jul | Aug | Sep | Oct | Nov | Dec | Thru Jun | % Change | Trending | Total |
|------|-----|-----|-----|-----|-----|------------|-----|-----|-----|-----|-----|-----|----------|----------|----------|-------|
| 2014 | 266 | 241 | 347 | 234 | 269 | 203 | 257 | 188 | 306 | 297 | 208 | 216 | 1,560 | | | 3,032 |
| 2015 | 240 | 241 | 249 | 196 | 237 | 214 | - | - | - | - | - | - | 1,377 | -11.7% | ▼ | 1,377 |

| | | | Jan | Feb | Mar | Apr | May | <u>Jun</u> | Jul | Aug | Sep | Oct | Nov | Dec | Thru Jun | % Change | Trending | Total |
|----------|--|------|-----|-----|-----|-----|-----|------------|-----|-----|-----|-----|-----|-----|----------|----------|----------|-------|
| Civil | Administrative Law | 2014 | 1 | - | - | - | - | - | - | - | - | - | - | - | 1 | | | 1 |
| | Contested Divorce | 2014 | 2 | 8 | 13 | 10 | 4 | 7 | 4 | 6 | 5 | 2 | 4 | 2 | 44 | | | 67 |
| | | 2015 | 2 | 7 | 9 | 4 | 6 | 7 | - | - | - | - | - | - | 35 | -20.5% | ▼ | 35 |
| | Domestic and Family - Level 1 | 2014 | 1 | 12 | 1 | 2 | 6 | 5 | 2 | 11 | 2 | 10 | 3 | 8 | 27 | | | 63 |
| | | 2015 | 4 | 9 | 1 | 6 | 3 | 7 | - | - | - | - | - | - | 30 | 11.1% | ▲ | 30 |
| | Domestic and Family - Level 2 | 2014 | 1 | 2 | 1 | 2 | 8 | 6 | 2 | 3 | 8 | 4 | 4 | 6 | 20 | | | 47 |
| | | 2015 | 1 | 3 | 3 | 5 | 1 | 5 | - | - | - | - | - | - | 18 | -10.0% | ▼ | 18 |
| | General Civil - Level 1 | 2014 | - | - | 2 | - | - | - | 1 | 1 | 1 | 2 | - | - | 2 | | | 7 |
| | | 2015 | - | - | - | - | 1 | - | - | - | - | - | - | - | 1 | -50.0% | ▼ | 1 |
| | General Civil - Level 2 | 2014 | 5 | 4 | 9 | 11 | 14 | 5 | 7 | 6 | 7 | 14 | 9 | 5 | 48 | | | 96 |
| | | 2015 | 14 | 9 | 6 | 13 | 13 | 8 | - | - | - | - | - | - | 63 | 31.3% | ▲ | 63 |
| | General Civil - Level 3 | 2014 | 6 | 3 | 1 | 4 | 1 | 9 | 1 | 7 | 7 | 13 | 2 | 3 | 24 | | | 57 |
| | | 2015 | 3 | 3 | 15 | 7 | 5 | 4 | - | - | - | - | - | - | 37 | 54.2% | ▲ | 37 |
| | Probates/Wills and Trusts - Level 1 | 2014 | - | - | - | - | - | - | 1 | - | 2 | - | - | - | 0 | | | 3 |
| | | 2015 | - | - | 1 | - | - | - | - | - | - | - | - | - | 1 | 0.0% | ↔ | 1 |
| | Probates/Wills and Trusts - Level 2 | 2014 | 1 | 2 | 1 | 2 | 1 | - | - | 1 | - | 1 | 1 | 1 | 7 | | | 11 |
| | | 2015 | - | - | 1 | - | 1 | 1 | - | - | - | - | - | - | 3 | -57.1% | ▼ | 3 |
| | Protective Orders | 2014 | 1 | - | - | - | - | - | - | - | - | 5 | - | - | 1 | | | 6 |
| | | 2015 | - | - | - | - | - | 1 | - | - | - | - | - | - | 1 | 0.0% | ↔ | 1 |
| Criminal | Uncontested Divorce | 2014 | 12 | 7 | 9 | 11 | 13 | 14 | 16 | 12 | 6 | 5 | 11 | 3 | 66 | | | 119 |
| | | 2015 | 9 | 19 | 14 | 14 | 8 | 10 | - | - | - | - | - | - | 74 | 12.1% | ▲ | 74 |
| | Misdemeanor | 2014 | 31 | 22 | 19 | 13 | 24 | 26 | 38 | 18 | 33 | 32 | 13 | 32 | 135 | | | 301 |
| | | 2015 | 20 | 23 | 30 | 15 | 23 | 24 | - | - | - | - | - | - | 135 | 0.0% | ↔ | 135 |
| | Non-Capital Felonies and Related Matters | 2014 | 74 | 35 | 154 | 53 | 104 | 55 | 94 | 38 | 143 | 98 | 63 | 53 | 475 | | | 964 |
| | | 2015 | 77 | 65 | 48 | 46 | 81 | 54 | - | - | - | - | - | - | 371 | -21.9% | ▼ | 371 |
| Other | Other Criminally Related Matters | 2014 | 7 | 7 | 3 | 1 | 4 | - | 8 | 5 | 5 | 6 | 1 | 4 | 22 | | | 51 |
| | | 2015 | 5 | 2 | 4 | 3 | 3 | 12 | - | - | - | - | - | - | 29 | 31.8% | ▲ | 29 |
| | Miscellaneous | 2014 | 124 | 139 | 134 | 124 | 90 | 75 | 79 | 79 | 87 | 102 | 97 | 98 | 686 | | | 1,228 |
| | | 2015 | 104 | 101 | 115 | 82 | 91 | 81 | - | - | - | - | - | - | 574 | -16.3% | ▼ | 574 |
| | Other | 2014 | - | - | - | 1 | - | 1 | 4 | 1 | - | 3 | - | 1 | 2 | | | 11 |
| | | 2015 | 1 | - | 2 | 1 | 1 | - | - | - | - | - | - | - | 5 | 150.0% | ▲ | 5 |

Court: Nelson Circuit

Start/End Date: Jan-14 / Jun-15

2014 Average Month: 72

Jan-Jun 2014: 483

Filings Trending: Upward ▲

Circuit/Court ID: 24 224125

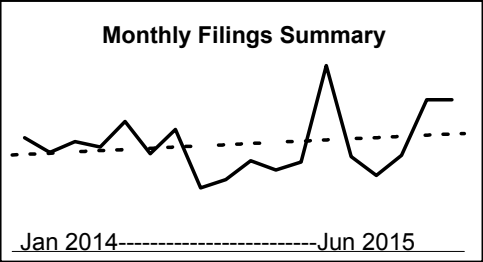
Type of Case: Filings

2015 Average Month:93

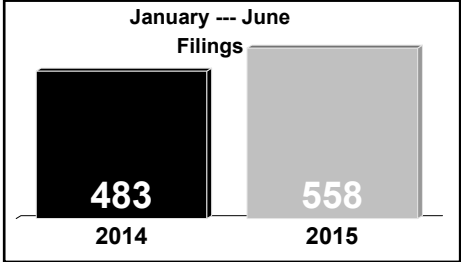
Jan-Jun 2015 : 558

Overall AVG. Month: 79

Monthly Filings Summary



January --- June Filings



| | Jan | Feb | Mar | Apr | May | <u>Jun</u> | Jul | Aug | Sep | Oct | Nov | Dec | Thru Jun | % Change | Trending | Total |
|------|-----|-----|-----|-----|-----|------------|-----|-----|-----|-----|-----|-----|----------|----------|----------|-------|
| 2014 | 84 | 73 | 81 | 77 | 96 | 72 | 90 | 47 | 53 | 67 | 60 | 66 | 483 | | | 866 |
| 2015 | 137 | 70 | 56 | 71 | 112 | 112 | - | - | - | - | - | - | 558 | 15.5% | ▲ | 558 |

| | | | Jan | Feb | Mar | Apr | May | <u>Jun</u> | Jul | Aug | Sep | Oct | Nov | Dec | Thru Jun | % Change | Trending | Total |
|----------|--|------|-----|-----|-----|-----|-----|------------|-----|-----|-----|-----|-----|-----|----------|----------|----------|-------|
| Civil | Administrative Law | 2014 | - | - | - | - | 1 | - | - | - | - | - | 1 | - | 1 | | | 2 |
| | | 2015 | 1 | - | - | - | - | - | - | - | - | - | - | - | 1 | 0.0% | ↔ | 1 |
| | Contested Divorce | 2014 | 5 | - | 1 | - | - | 2 | 1 | 1 | - | 1 | 1 | 1 | 8 | | | 13 |
| | | 2015 | 1 | 1 | 2 | 1 | 4 | 6 | - | - | - | - | - | - | 15 | 87.5% | ▲ | 15 |
| | Domestic and Family - Level 1 | 2014 | - | - | 4 | - | - | 5 | - | - | 4 | - | - | - | 9 | | | 13 |
| | | 2015 | - | 2 | - | 1 | 3 | 1 | - | - | - | - | - | - | 7 | -22.2% | ▼ | 7 |
| | Domestic and Family - Level 2 | 2014 | - | - | 1 | 5 | - | - | - | - | 2 | - | - | - | 6 | | | 8 |
| | | 2015 | - | - | - | - | 1 | - | - | - | - | - | - | - | 1 | -83.3% | ▼ | 1 |
| | General Civil - Level 1 | 2014 | 1 | - | - | - | - | - | - | 1 | - | - | - | 1 | 1 | | | 3 |
| | | 2015 | - | - | 3 | - | - | - | - | - | - | - | - | - | 3 | 200.0% | ▲ | 3 |
| | General Civil - Level 2 | 2014 | 3 | 1 | - | 2 | 1 | 2 | 2 | 2 | - | - | 1 | 21 | 9 | | | 35 |
| | | 2015 | 50 | 3 | 5 | 2 | 3 | 29 | - | - | - | - | - | - | 92 | 922.2% | ▲ | 92 |
| | General Civil - Level 3 | 2014 | 12 | 9 | 3 | 15 | 1 | 1 | 7 | 4 | 2 | 2 | 1 | 1 | 41 | | | 58 |
| | | 2015 | 15 | 10 | 1 | 1 | - | 3 | - | - | - | - | - | - | 30 | -26.8% | ▼ | 30 |
| | Probates/Wills and Trusts | 2014 | - | - | - | - | - | - | - | - | - | - | 1 | - | 0 | | | 1 |
| | Probates/Wills and Trusts - Level 2 | 2014 | 1 | - | - | 1 | 1 | - | 1 | 3 | - | - | - | - | 3 | 0.0% | ↔ | 7 |
| | | 2015 | - | - | - | - | 1 | 1 | - | - | - | - | - | - | 2 | -33.3% | ▼ | 2 |
| Criminal | Uncontested Divorce | 2014 | - | 1 | 3 | 6 | 2 | 1 | 4 | - | 1 | 7 | 3 | 2 | 13 | | | 30 |
| | | 2015 | 1 | 4 | 8 | 15 | 5 | 11 | - | - | - | - | - | - | 44 | 238.5% | ▲ | 44 |
| | Misdemeanor | 2014 | 6 | 4 | 3 | 1 | 3 | 5 | 9 | 2 | 5 | 12 | 4 | 2 | 22 | | | 56 |
| | | 2015 | 2 | 1 | 5 | 1 | 15 | 17 | - | - | - | - | - | - | 41 | 86.4% | ▲ | 41 |
| | Non-Capital Felonies and Related Matters | 2014 | 20 | 12 | 24 | 14 | 56 | 14 | 28 | 18 | 12 | 8 | 15 | 13 | 140 | | | 234 |
| | | 2015 | 19 | 21 | 6 | 13 | 53 | 10 | - | - | - | - | - | - | 122 | -12.9% | ▼ | 122 |
| | Other Criminally Related Matters | 2014 | - | - | 1 | 2 | 2 | 14 | 6 | - | 2 | 2 | 2 | 3 | 19 | | | 34 |
| | | 2015 | 24 | - | - | 9 | 11 | 8 | - | - | - | - | - | - | 52 | 173.7% | ▲ | 52 |
| | Miscellaneous | 2014 | 36 | 46 | 41 | 29 | 27 | 28 | 32 | 16 | 25 | 35 | 31 | 22 | 207 | | | 368 |
| | | 2015 | 23 | 27 | 26 | 28 | 15 | 26 | - | - | - | - | - | - | 145 | -30.0% | ▼ | 145 |
| Other | Other | 2014 | - | - | - | 2 | 2 | - | - | - | - | - | - | - | 4 | | | 4 |
| | | 2015 | 1 | 1 | - | - | 1 | - | - | - | - | - | - | - | 3 | -25.0% | ▼ | 3 |

Court: Lynchburg Circuit

Start/End Date: Jan-14 / Jun-15

2014 Average Month: 365

Jan-Jun 2014: 2,147

Filings Trending: Downward ▼

Circuit/Court ID: 24 224680


Type of Case: Filings

2015 Average Month:326

Jan-Jun 2015 : 1,953

Overall AVG. Month: 352

Monthly Filings Summary



January --- June Filings

2,147

2014

1,953

2015

| | Jan | Feb | Mar | Apr | May | <u>Jun</u> | Jul | Aug | Sep | Oct | Nov | Dec | Thru Jun | % Change | Trending | Total |
|------|-----|-----|-----|-----|-----|------------|-----|-----|-----|-----|-----|-----|----------|----------|----------|-------|
| 2014 | 494 | 350 | 310 | 408 | 343 | 242 | 374 | 360 | 298 | 385 | 353 | 457 | 2,147 | | | 4,374 |
| 2015 | 370 | 334 | 328 | 335 | 292 | 294 | - | - | - | - | - | - | 1,953 | -9.0% | ▼ | 1,953 |

| | | | Jan | Feb | Mar | Apr | May | <u>Jun</u> | Jul | Aug | Sep | Oct | Nov | Dec | Thru Jun | % Change | Trending | Total |
|----------|--|------|-----|-----|-----|-----|-----|------------|-----|-----|-----|-----|-----|-----|----------|----------|----------|-------|
| Civil | Administrative Law | 2014 | 1 | - | - | - | - | - | - | 1 | 1 | 2 | 1 | 1 | 1 | | | 7 |
| | | 2015 | 1 | - | - | - | 1 | - | - | - | - | - | - | - | 2 | 100.0% | ▲ | 2 |
| | Contested Divorce | 2014 | 7 | 10 | 14 | 19 | 9 | 11 | 12 | 10 | 8 | 12 | 12 | 6 | 70 | | | 130 |
| | | 2015 | 12 | 21 | 16 | 12 | 12 | 11 | - | - | - | - | - | - | 84 | 20.0% | ▲ | 84 |
| | Domestic and Family - Level 1 | 2014 | 66 | 8 | 11 | 24 | 12 | 7 | 27 | 17 | 8 | 7 | 3 | 32 | 128 | | | 222 |
| | | 2015 | 6 | 15 | 16 | 41 | 33 | 11 | - | - | - | - | - | - | 122 | -4.7% | ▼ | 122 |
| | Domestic and Family - Level 2 | 2014 | - | 3 | 5 | 1 | 1 | 1 | - | 4 | - | 8 | 9 | 8 | 11 | | | 40 |
| | | 2015 | 2 | 1 | 3 | 4 | 2 | 2 | - | - | - | - | - | - | 14 | 27.3% | ▲ | 14 |
| | General Civil - Level 1 | 2014 | 1 | 2 | 1 | - | 6 | 1 | 3 | 4 | 6 | 3 | 1 | - | 11 | | | 28 |
| | | 2015 | 4 | 2 | 3 | 1 | - | 3 | - | - | - | - | - | - | 13 | 18.2% | ▲ | 13 |
| | General Civil - Level 2 | 2014 | 14 | 13 | 23 | 12 | 17 | 10 | 8 | 5 | 12 | 15 | 9 | 18 | 89 | | | 156 |
| | | 2015 | 10 | 14 | 11 | 16 | 12 | 10 | - | - | - | - | - | - | 73 | -18.0% | ▼ | 73 |
| | General Civil - Level 3 | 2014 | 9 | 13 | 6 | 9 | 7 | 3 | 6 | 5 | 6 | 6 | 4 | 11 | 47 | | | 85 |
| | | 2015 | 9 | 10 | 6 | 11 | 9 | 9 | - | - | - | - | - | - | 54 | 14.9% | ▲ | 54 |
| | Probates/Wills and Trusts - Level 1 | 2014 | - | - | - | - | 3 | - | 1 | - | - | - | - | - | 3 | | | 4 |
| | | 2015 | 1 | - | - | - | - | - | - | - | - | - | - | - | 1 | -66.7% | ▼ | 1 |
| | Probates/Wills and Trusts - Level 2 | 2014 | 1 | 2 | 4 | 2 | 3 | 4 | 3 | 3 | 2 | 5 | 2 | 6 | 16 | | | 37 |
| | | 2015 | 4 | 1 | - | 2 | 3 | 1 | - | - | - | - | - | - | 11 | -31.3% | ▼ | 11 |
| | Protective Orders | 2015 | - | - | - | - | - | 1 | - | - | - | - | - | - | 1 | | | 1 |
| | Uncontested Divorce | 2014 | 35 | 33 | 30 | 28 | 19 | 22 | 21 | 23 | 33 | 17 | 25 | 21 | 167 | | | 307 |
| | | 2015 | 20 | 15 | 20 | 25 | 29 | 29 | - | - | - | - | - | - | 138 | -17.4% | ▼ | 138 |
| Criminal | Misdemeanor | 2014 | 91 | 29 | 33 | 53 | 51 | 28 | 42 | 31 | 48 | 61 | 41 | 52 | 285 | | | 560 |
| | | 2015 | 64 | 31 | 29 | 21 | 33 | 28 | - | - | - | - | - | - | 206 | -27.7% | ▼ | 206 |
| | Non-Capital Felonies and Related Matters | 2014 | 170 | 140 | 73 | 172 | 130 | 97 | 177 | 190 | 94 | 151 | 164 | 193 | 782 | | | 1,751 |
| | | 2015 | 134 | 125 | 110 | 113 | 80 | 98 | - | - | - | - | - | - | 660 | -15.6% | ▼ | 660 |
| Other | Other Criminally Related Matters | 2014 | 10 | 5 | 4 | 7 | 6 | 11 | 7 | 2 | 11 | 14 | 9 | 14 | 43 | | | 100 |
| | | 2015 | 3 | 15 | 7 | 9 | 9 | 10 | - | - | - | - | - | - | 53 | 23.3% | ▲ | 53 |
| | Miscellaneous | 2014 | 85 | 91 | 102 | 74 | 78 | 40 | 66 | 63 | 67 | 83 | 72 | 93 | 470 | | | 914 |
| | | 2015 | 97 | 81 | 100 | 78 | 67 | 77 | - | - | - | - | - | - | 500 | 6.4% | ▲ | 500 |
| | Other | 2014 | 4 | 1 | 4 | 7 | 1 | 7 | 1 | 2 | 2 | 1 | 1 | 2 | 24 | | | 33 |
| | | 2015 | 3 | 3 | 7 | 2 | 2 | 4 | - | - | - | - | - | - | 21 | -12.5% | ▼ | 21 |

Court: Alleghany Circuit

Start/End Date: Jan-14 / Jun-15

2014 Average Month: 143

Jan-Jun 2014: 796

Filings Trending: Upward ▲

Circuit/Court ID: 25 225005


Type of Case: Filings

2015 Average Month:165

Jan-Jun 2015 : 989


Overall AVG. Month: 150

Monthly Filings Summary



Jan 2014-----Jun 2015

January --- June Filings



796 2014 989 2015

| | Jan | Feb | Mar | Apr | May | <u>Jun</u> | Jul | Aug | Sep | Oct | Nov | Dec | Thru Jun | % Change | Trending | Total |
|------|-----|-----|-----|-----|-----|------------|-----|-----|-----|-----|-----|-----|----------|----------|----------|-------|
| 2014 | 112 | 98 | 134 | 256 | 89 | 107 | 229 | 110 | 128 | 301 | 72 | 80 | 796 | | | 1,716 |
| 2015 | 211 | 92 | 152 | 281 | 110 | 143 | - | - | - | - | - | - | 989 | 24.2% | ▲ | 989 |

| | | | Jan | Feb | Mar | Apr | May | <u>Jun</u> | Jul | Aug | Sep | Oct | Nov | Dec | Thru Jun | % Change | Trending | Total |
|----------|--|------|-----|-----|-----|-----|-----|------------|-----|-----|-----|-----|-----|-----|----------|----------|----------|-------|
| Civil | Administrative Law | 2014 | - | - | - | - | 1 | - | - | - | - | - | - | - | 1 | | | 1 |
| | Contested Divorce | 2014 | 2 | 3 | 7 | 4 | 4 | 2 | 2 | - | - | 1 | 3 | - | 22 | | | 28 |
| | | 2015 | 1 | 7 | 3 | 3 | 5 | 5 | - | - | - | - | - | - | 24 | 9.1% | ▲ | 24 |
| | Domestic and Family - Level 1 | 2014 | - | 1 | 1 | - | - | - | 1 | - | - | 1 | 1 | 1 | 2 | | | 6 |
| | | 2015 | - | 1 | 4 | 1 | - | 2 | - | - | - | - | - | - | 8 | 300.0% | ▲ | 8 |
| | Domestic and Family - Level 2 | 2014 | 1 | - | 1 | 2 | - | 3 | 1 | - | 2 | 1 | - | 1 | 7 | | | 12 |
| | | 2015 | - | 1 | 1 | 3 | 1 | 1 | - | - | - | - | - | - | 7 | 0.0% | ↔ | 7 |
| | General Civil - Level 1 | 2014 | - | 1 | - | 1 | - | 1 | - | - | - | - | - | 1 | 3 | | | 4 |
| | | 2015 | 2 | - | - | 1 | 1 | 2 | - | - | - | - | - | - | 6 | 100.0% | ▲ | 6 |
| | General Civil - Level 2 | 2014 | 4 | 1 | 3 | 1 | 1 | 3 | 2 | 2 | 2 | 2 | 3 | 2 | 13 | | | 26 |
| | | 2015 | 1 | 2 | 4 | 1 | 2 | 6 | - | - | - | - | - | - | 16 | 23.1% | ▲ | 16 |
| | General Civil - Level 3 | 2014 | 3 | - | 1 | - | 2 | 1 | - | 2 | 28 | 26 | 2 | 2 | 7 | | | 67 |
| | | 2015 | 2 | 1 | 1 | 1 | 1 | 7 | - | - | - | - | - | - | 13 | 85.7% | ▲ | 13 |
| | Probates/Wills and Trusts | 2014 | - | - | - | - | - | - | - | 1 | 1 | - | - | - | 0 | | | 2 |
| Criminal | Probates/Wills and Trusts - Level 2 | 2014 | 1 | 1 | 1 | 1 | - | - | - | 3 | 1 | 1 | 2 | 3 | 4 | 0.0% | ↔ | 14 |
| | | 2015 | 1 | 1 | - | 2 | 2 | - | - | - | - | - | - | - | 6 | 50.0% | ▲ | 6 |
| | Uncontested Divorce | 2014 | 5 | 1 | 11 | 5 | 11 | 7 | 6 | 11 | 6 | 9 | 6 | 1 | 40 | | | 79 |
| | | 2015 | 1 | 3 | 11 | 1 | 7 | 5 | - | - | - | - | - | - | 28 | -30.0% | ▼ | 28 |
| | Capital Murder | 2014 | - | - | - | 2 | - | - | - | - | - | - | - | - | 2 | | | 2 |
| | Misdemeanor | 2014 | 10 | 8 | 9 | 8 | 4 | 9 | 21 | 5 | 10 | 10 | 7 | 6 | 48 | | | 107 |
| Other | | 2015 | 29 | 9 | 28 | 14 | 8 | 15 | - | - | - | - | - | - | 103 | 114.6% | ▲ | 103 |
| | Non-Capital Felonies and Related Matters | 2014 | 43 | 31 | 35 | 183 | 35 | 39 | 152 | 36 | 30 | 193 | 25 | 24 | 366 | | | 826 |
| | | 2015 | 131 | 9 | 44 | 228 | 44 | 56 | - | - | - | - | - | - | 512 | 39.9% | ▲ | 512 |
| | Other Criminally Related Matters | 2014 | - | 1 | 2 | 1 | 3 | 3 | 2 | 3 | 5 | - | - | 3 | 10 | | | 23 |
| | | 2015 | 6 | 1 | - | 2 | 3 | 1 | - | - | - | - | - | - | 13 | 30.0% | ▲ | 13 |
| | Miscellaneous | 2014 | 42 | 49 | 61 | 46 | 28 | 36 | 40 | 45 | 41 | 57 | 22 | 36 | 262 | | | 503 |
| | | 2015 | 37 | 57 | 55 | 24 | 35 | 43 | - | - | - | - | - | - | 251 | -4.2% | ▼ | 251 |
| | Other | 2014 | 1 | 1 | 2 | 2 | - | 3 | 2 | 2 | 1 | 1 | 1 | - | 9 | | | 16 |
| | | 2015 | - | - | 1 | - | 1 | - | - | - | - | - | - | - | 2 | -77.8% | ▼ | 2 |

Court: Augusta Circuit

Start/End Date: Jan-14 / Jun-15

2014 Average Month: 380

Jan-Jun 2014: 2,379

Filings Trending: Downward ▼

Circuit/Court ID: 25 225015

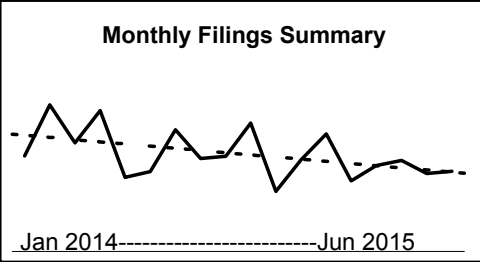
Type of Case: Filings

2015 Average Month:322

Jan-Jun 2015 : 1,931

Overall AVG. Month: 360

Monthly Filings Summary



January --- June Filings

2,379

2014

1,931

2015

| | | | Jan | Feb | Mar | Apr | May | Jun | Jul | Aug | Sep | Oct | Nov | Dec | Thru Jun | % Change | Trending | Total |
|------|--|--|-----|-----|-----|-----|-----|-----|-----|-----|-----|-----|-----|-----|----------|----------|----------|-------|
| 2014 | | | 352 | 541 | 400 | 519 | 273 | 294 | 449 | 343 | 351 | 474 | 221 | 338 | 2,379 | | | 4,555 |
| 2015 | | | 434 | 261 | 317 | 336 | 287 | 296 | - | - | - | - | - | - | 1,931 | -18.8% | ▼ | 1,931 |

| | | | Jan | Feb | Mar | Apr | May | Jun | Jul | Aug | Sep | Oct | Nov | Dec | Thru Jun | % Change | Trending | Total |
|----------|--|------|-----|-----|-----|-----|-----|-----|-----|-----|-----|-----|-----|-----|----------|----------|----------|-------|
| Civil | Administrative Law | 2014 | - | 1 | - | - | 1 | 1 | - | - | 1 | - | 1 | 1 | 3 | | | 6 |
| | | 2015 | - | - | 1 | - | 1 | - | - | - | - | - | - | - | 2 | -33.3% | ▼ | 2 |
| | Contested Divorce | 2014 | 5 | 3 | 7 | 12 | 6 | 9 | 8 | 5 | 11 | 9 | 5 | 2 | 42 | | | 82 |
| | | 2015 | 2 | 4 | 4 | 6 | 9 | 4 | - | - | - | - | - | - | 29 | -31.0% | ▼ | 29 |
| | Domestic and Family - Level 1 | 2014 | 20 | 20 | 12 | - | 20 | 15 | 2 | 32 | 29 | 2 | 5 | 12 | 87 | | | 169 |
| | | 2015 | 11 | 5 | 21 | 12 | 10 | 6 | - | - | - | - | - | - | 65 | -25.3% | ▼ | 65 |
| | Domestic and Family - Level 2 | 2014 | 5 | 8 | 16 | 9 | 7 | 12 | 9 | 4 | 6 | 8 | 4 | 4 | 57 | | | 92 |
| | | 2015 | 1 | 8 | 11 | 7 | 8 | 3 | - | - | - | - | - | - | 38 | -33.3% | ▼ | 38 |
| | General Civil - Level 1 | 2014 | - | 1 | 1 | 1 | 3 | - | 2 | - | - | - | - | - | 6 | | | 8 |
| | | 2015 | - | - | - | - | 1 | - | - | - | - | - | - | - | 1 | -83.3% | ▼ | 1 |
| | General Civil - Level 2 | 2014 | 7 | 7 | 4 | 9 | 7 | 3 | 3 | 9 | 8 | 12 | 6 | 32 | 37 | | | 107 |
| | | 2015 | 8 | 7 | 10 | 6 | 5 | 14 | - | - | - | - | - | - | 50 | 35.1% | ▲ | 50 |
| | General Civil - Level 3 | 2014 | 2 | 3 | 6 | 8 | 2 | 1 | 1 | 4 | 7 | 9 | 3 | 4 | 22 | | | 50 |
| | | 2015 | 5 | 2 | 1 | 6 | 8 | 5 | - | - | - | - | - | - | 27 | 22.7% | ▲ | 27 |
| | Probates/Wills and Trusts - Level 1 | 2014 | - | 1 | 1 | - | - | - | - | - | 2 | 2 | - | - | 2 | | | 6 |
| | | 2015 | 1 | - | - | - | - | - | - | - | - | - | - | - | 1 | -50.0% | ▼ | 1 |
| | Probates/Wills and Trusts - Level 2 | 2014 | 1 | - | - | - | - | 3 | 2 | 2 | - | 1 | 1 | 1 | 4 | | | 11 |
| | | 2015 | 1 | 2 | - | - | 1 | - | - | - | - | - | - | - | 4 | 0.0% | ↔ | 4 |
| | Protective Orders | 2014 | - | - | - | - | - | - | - | - | 1 | - | - | - | 0 | | | 1 |
| | Uncontested Divorce | 2014 | 11 | 17 | 10 | 24 | 11 | 17 | 11 | 11 | 19 | 7 | 16 | 13 | 90 | 0.0% | ↔ | 167 |
| | | 2015 | 17 | 15 | 15 | 14 | 12 | 6 | - | - | - | - | - | - | 79 | -12.2% | ▼ | 79 |
| Criminal | Capital Murder | 2014 | 1 | - | - | - | - | - | - | - | 1 | - | - | - | 1 | | | 2 |
| | | 2015 | 1 | - | - | - | - | - | - | - | - | - | - | - | 1 | 0.0% | ↔ | 1 |
| | Misdemeanor | 2014 | 7 | 9 | 8 | 7 | 4 | 8 | 21 | 8 | 14 | 13 | 7 | 8 | 43 | | | 114 |
| | | 2015 | 17 | 9 | 8 | 17 | 3 | 6 | - | - | - | - | - | - | 60 | 39.5% | ▲ | 60 |
| | Non-Capital Felonies and Related Matters | 2014 | 91 | 215 | 97 | 236 | 90 | 85 | 263 | 128 | 101 | 234 | 74 | 116 | 814 | | | 1,730 |
| | | 2015 | 220 | 67 | 105 | 121 | 85 | 127 | - | - | - | - | - | - | 725 | -10.9% | ▼ | 725 |
| Other | Other Criminally Related Matters | 2014 | 2 | 1 | 2 | 3 | 3 | 2 | 3 | 6 | 8 | 1 | 3 | 1 | 13 | | | 35 |
| | | 2015 | 1 | 2 | 1 | 3 | 4 | 2 | - | - | - | - | - | - | 13 | 0.0% | ↔ | 13 |
| | Miscellaneous | 2014 | 186 | 247 | 231 | 196 | 115 | 126 | 107 | 128 | 129 | 159 | 90 | 129 | 1,101 | | | 1,843 |
| | | 2015 | 132 | 127 | 127 | 127 | 129 | 116 | - | - | - | - | - | - | 758 | -31.2% | ▼ | 758 |
| | Other | 2014 | 14 | 8 | 5 | 14 | 4 | 12 | 17 | 6 | 14 | 17 | 6 | 15 | 57 | | | 132 |
| | | 2015 | 17 | 13 | 13 | 17 | 11 | 7 | - | - | - | - | - | - | 78 | 36.8% | ▲ | 78 |

Court: Bath Circuit

Start/End Date: Jan-14 / Jun-15

2014 Average Month: 19

Jan-Jun 2014: 129

Filings Trending: Upward ▲

Circuit/Court ID: 25 225017

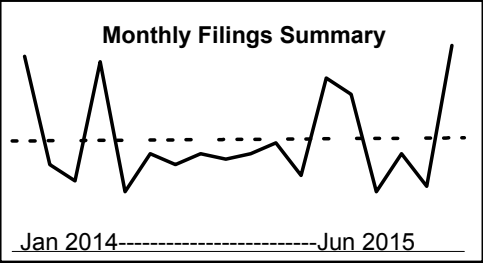
Type of Case: Filings

2015 Average Month:23

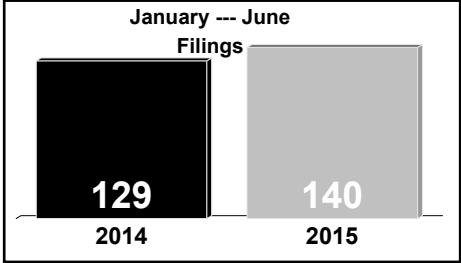
Jan-Jun 2015 : 140

Overall AVG. Month: 21

Monthly Filings Summary



January --- June Filings



| | Jan | Feb | Mar | Apr | May | <u>Jun</u> | Jul | Aug | Sep | Oct | Nov | Dec | Thru Jun | % Change | Trending | Total |
|------|-----|-----|-----|-----|-----|------------|-----|-----|-----|-----|-----|-----|----------|----------|----------|-------|
| 2014 | 36 | 16 | 13 | 35 | 11 | 18 | 16 | 18 | 17 | 18 | 20 | 14 | 129 | | | 232 |
| 2015 | 32 | 29 | 11 | 18 | 12 | 38 | - | - | - | - | - | - | 140 | 8.5% | ▲ | 140 |

| | | | Jan | Feb | Mar | Apr | May | <u>Jun</u> | Jul | Aug | Sep | Oct | Nov | Dec | Thru Jun | % Change | Trending | Total |
|----------|--|------|-----|-----|-----|-----|-----|------------|-----|-----|-----|-----|-----|-----|----------|----------|----------|-------|
| Civil | Contested Divorce | 2014 | 1 | - | 1 | 2 | - | - | - | 1 | 1 | - | 1 | - | 4 | | | 7 |
| | | 2015 | 1 | - | - | 1 | 1 | - | - | - | - | - | - | - | 3 | -25.0% | ▼ | 3 |
| | Domestic and Family - Lev | 2014 | 1 | 1 | - | - | - | - | - | - | - | - | - | - | 2 | | | 2 |
| | Domestic and Family - Lev | 2014 | - | - | - | - | - | - | - | - | 1 | - | - | - | 0 | | | 1 |
| | General Civil - Level 1 | 2014 | 1 | - | - | - | - | 1 | - | - | - | - | - | - | 2 | 0.0% | ↔ | 2 |
| | General Civil - Level 2 | 2014 | - | - | - | - | 1 | 1 | - | 1 | - | 2 | - | 1 | 2 | | | 6 |
| | | 2015 | - | 1 | - | 2 | - | 1 | - | - | - | - | - | - | 4 | 100.0% | ▲ | 4 |
| | General Civil - Level 3 | 2014 | 1 | - | - | - | 1 | - | - | - | - | 1 | - | 1 | 2 | | | 4 |
| | | 2015 | - | - | 1 | - | - | - | - | - | - | - | - | - | 1 | -50.0% | ▼ | 1 |
| | Probates/Wills and Trusts - Level 2 | 2014 | - | - | - | - | - | - | - | - | 1 | - | - | - | 0 | | | 1 |
| Criminal | | 2015 | 1 | - | - | 1 | - | - | - | - | - | - | - | - | 2 | 0.0% | ↔ | 2 |
| | Uncontested Divorce | 2014 | - | 3 | - | - | 1 | - | - | 1 | 2 | 3 | 5 | 1 | 4 | | | 16 |
| | | 2015 | 2 | 1 | 1 | 1 | 2 | 1 | - | - | - | - | - | - | 8 | 100.0% | ▲ | 8 |
| | Misdemeanor | 2014 | 5 | - | 1 | 9 | - | - | - | - | 1 | - | - | - | 15 | | | 16 |
| | | 2015 | - | - | - | 3 | - | 3 | - | - | - | - | - | - | 6 | -60.0% | ▼ | 6 |
| | Non-Capital Felonies and Related Matters | 2014 | 10 | - | - | 6 | 1 | 8 | 2 | 3 | 3 | 1 | 2 | 1 | 25 | | | 37 |
| | | 2015 | 22 | - | - | 3 | - | 23 | - | - | - | - | - | - | 48 | 92.0% | ▲ | 48 |
| | Other Criminally Related Matters | 2014 | - | - | 1 | - | - | - | - | - | - | - | - | - | 1 | | | 1 |
| | | 2015 | 1 | - | - | - | - | 1 | - | - | - | - | - | - | 2 | 100.0% | ▲ | 2 |
| | Miscellaneous | 2014 | 17 | 12 | 10 | 18 | 7 | 8 | 14 | 12 | 8 | 11 | 12 | 10 | 72 | | | 139 |
| Oth | | 2015 | 5 | 27 | 9 | 7 | 9 | 9 | - | - | - | - | - | - | 66 | -8.3% | ▼ | 66 |

Court: Botetourt Circuit

Start/End Date: Jan-14 / Jun-15

2014 Average Month: 174

Jan-Jun 2014: 1,004

Filings Trending: Downward ▼

Circuit/Court ID: 25 225023


Type of Case: Filings

2015 Average Month:161

Jan-Jun 2015 : 965

Overall AVG. Month: 169

Monthly Filings Summary



Jan 2014-----Jun 2015

January --- June Filings

1,004

2014

965

2015

| | Jan | Feb | Mar | Apr | May | <u>Jun</u> | Jul | Aug | Sep | Oct | Nov | Dec | Thru Jun | % Change | Trending | Total |
|------|-----|-----|-----|-----|-----|------------|-----|-----|-----|-----|-----|-----|----------|----------|----------|-------|
| 2014 | 197 | 116 | 214 | 132 | 155 | 190 | 122 | 286 | 149 | 154 | 111 | 257 | 1,004 | | | 2,083 |
| 2015 | 128 | 122 | 228 | 123 | 106 | 258 | - | - | - | - | - | - | 965 | -3.9% | ▼ | 965 |

| | | | Jan | Feb | Mar | Apr | May | <u>Jun</u> | Jul | Aug | Sep | Oct | Nov | Dec | Thru Jun | % Change | Trending | Total |
|----------|--|------|-----|-----|-----|-----|-----|------------|-----|-----|-----|-----|-----|-----|----------|----------|----------|-------|
| Civil | Contested Divorce | 2014 | 5 | 3 | 3 | 1 | 5 | 5 | 4 | 6 | 4 | 7 | - | 6 | 22 | | | 49 |
| | | 2015 | 5 | 5 | - | 2 | 6 | - | - | - | - | - | - | - | 18 | -18.2% | ▼ | 18 |
| | Domestic and Family - Level 1 | 2014 | 5 | 2 | - | 8 | 3 | 14 | 2 | 1 | - | 2 | - | 3 | 32 | | | 40 |
| | | 2015 | 2 | 6 | 14 | 3 | 1 | 3 | - | - | - | - | - | - | 29 | -9.4% | ▼ | 29 |
| | Domestic and Family - Level 2 | 2014 | - | - | 2 | 1 | - | - | - | - | 1 | - | 1 | - | 3 | | | 5 |
| | | 2015 | - | - | 1 | - | 1 | - | - | - | - | - | - | - | 2 | -33.3% | ▼ | 2 |
| | General Civil - Level 1 | 2014 | - | 1 | 1 | - | - | 1 | - | - | 2 | - | 1 | 1 | 3 | | | 7 |
| | | 2015 | 1 | - | - | - | 1 | - | - | - | - | - | - | - | 2 | -33.3% | ▼ | 2 |
| | General Civil - Level 2 | 2014 | 3 | 3 | 4 | 3 | 5 | 4 | 8 | 3 | 5 | 7 | 2 | 8 | 22 | | | 55 |
| | | 2015 | 7 | 1 | 6 | 4 | 3 | 10 | - | - | - | - | - | - | 31 | 40.9% | ▲ | 31 |
| | General Civil - Level 3 | 2014 | 3 | 4 | 5 | 5 | 3 | 1 | 1 | 12 | 2 | - | 4 | - | 21 | | | 40 |
| | | 2015 | 4 | 3 | 5 | 2 | 2 | 4 | - | - | - | - | - | - | 20 | -4.8% | ▼ | 20 |
| | Probates/Wills and Trusts - Level 1 | 2014 | - | - | - | - | 2 | - | 1 | 1 | - | - | - | - | 2 | | | 4 |
| | | 2015 | 1 | - | - | - | - | - | - | - | - | - | - | - | 1 | -50.0% | ▼ | 1 |
| | Probates/Wills and Trusts - Level 2 | 2014 | - | - | 1 | - | 1 | - | 2 | - | - | 1 | 1 | 1 | 2 | | | 7 |
| | | 2015 | - | 2 | - | 1 | - | 1 | - | - | - | - | - | - | 4 | 100.0% | ▲ | 4 |
| Criminal | Uncontested Divorce | 2014 | 4 | 8 | 5 | 5 | 7 | 9 | 12 | 8 | 8 | 6 | 8 | 11 | 38 | | | 91 |
| | | 2015 | 7 | 3 | 7 | 6 | 9 | 6 | - | - | - | - | - | - | 38 | 0.0% | ↔ | 38 |
| | Misdemeanor | 2014 | 12 | 6 | 18 | 12 | 15 | 17 | 16 | 19 | 16 | 23 | 12 | 51 | 80 | | | 217 |
| | | 2015 | 17 | 12 | 24 | 9 | 13 | 32 | - | - | - | - | - | - | 107 | 33.8% | ▲ | 107 |
| | Non-Capital Felonies and Related Matters | 2014 | 37 | 13 | 71 | 18 | 51 | 69 | 25 | 165 | 37 | 44 | 21 | 104 | 259 | | | 655 |
| | | 2015 | 24 | 21 | 90 | 33 | 24 | 143 | - | - | - | - | - | - | 335 | 29.3% | ▲ | 335 |
| | Other Criminally Related Matters | 2014 | 6 | 1 | 5 | 3 | 4 | 5 | 6 | 5 | 10 | 4 | 7 | 7 | 24 | | | 63 |
| | | 2015 | 5 | 11 | 4 | 5 | 6 | 1 | - | - | - | - | - | - | 32 | 33.3% | ▲ | 32 |
| Oth | Miscellaneous | 2014 | 122 | 75 | 99 | 76 | 59 | 65 | 45 | 66 | 64 | 60 | 54 | 65 | 496 | | | 850 |
| | | 2015 | 55 | 58 | 77 | 58 | 40 | 58 | - | - | - | - | - | - | 346 | -30.2% | ▼ | 346 |

Court: Craig Circuit

Start/End Date: Jan-14 / Jun-15

2014 Average Month: 29

Jan-Jun 2014: 182

Filings Trending: Downward ▼

Circuit/Court ID: 25 225045


Type of Case: Filings

2015 Average Month:26

Jan-Jun 2015 : 153

Overall AVG. Month: 28

Monthly Filings Summary



Jan 2014-----Jun 2015

January --- June Filings

182

2014

153

2015

| | Jan | Feb | Mar | Apr | May | <u>Jun</u> | Jul | Aug | Sep | Oct | Nov | Dec | Thru Jun | % Change | Trending | Total |
|------|-----|-----|-----|-----|-----|------------|-----|-----|-----|-----|-----|-----|----------|----------|----------|-------|
| 2014 | 33 | 31 | 25 | 27 | 42 | 24 | 23 | 30 | 41 | 26 | 27 | 21 | 182 | | | 350 |
| 2015 | 23 | 24 | 19 | 31 | 25 | 31 | - | - | - | - | - | - | 153 | -15.9% | ▼ | 153 |

| | | | Jan | Feb | Mar | Apr | May | <u>Jun</u> | Jul | Aug | Sep | Oct | Nov | Dec | Thru Jun | % Change | Trending | Total |
|----------|--|------|-----|-----|-----|-----|-----|------------|-----|-----|-----|-----|-----|-----|----------|----------|----------|-------|
| Civil | Administrative Law | 2014 | - | - | - | - | - | - | - | 1 | - | - | - | - | 0 | | | 1 |
| | Contested Divorce | 2014 | - | - | 1 | 1 | - | - | - | - | 1 | - | - | 1 | 2 | 0.0% | ↔ | 4 |
| | Domestic and Family - Level 1 | 2014 | 1 | 2 | 3 | - | 4 | - | 1 | 1 | 2 | 1 | - | - | 10 | | | 15 |
| | | 2015 | - | - | - | 2 | - | 4 | - | - | - | - | - | - | 6 | -40.0% | ▼ | 6 |
| | Domestic and Family - Lev | 2014 | - | - | - | - | 1 | - | - | - | - | - | 1 | - | 1 | | | 2 |
| | General Civil - Level 1 | 2014 | - | - | - | - | - | 2 | - | - | - | - | - | - | 2 | | | 2 |
| | General Civil - Level 2 | 2014 | 1 | 1 | - | 1 | 3 | - | 1 | 1 | - | 1 | - | 1 | 6 | | | 10 |
| | | 2015 | - | - | 1 | - | - | 1 | - | - | - | - | - | - | 2 | -66.7% | ▼ | 2 |
| | General Civil - Level 3 | 2014 | 1 | 1 | - | - | 1 | - | - | - | - | - | - | - | 3 | | | 3 |
| | Probates/Wills and Trusts | 2014 | - | - | - | - | - | - | 1 | - | 1 | - | - | - | 0 | | | 2 |
| | Uncontested Divorce | 2014 | 2 | 3 | 1 | 1 | 2 | 1 | 2 | 2 | 1 | - | - | 1 | 10 | 0.0% | ↔ | 16 |
| Criminal | | 2015 | 1 | 1 | 1 | 3 | 1 | 2 | - | - | - | - | - | - | 9 | -10.0% | ▼ | 9 |
| | Misdemeanor | 2014 | 2 | 1 | 1 | - | 4 | 4 | 1 | - | 4 | 4 | - | 2 | 12 | | | 23 |
| | | 2015 | 1 | 2 | - | 6 | 1 | 2 | - | - | - | - | - | - | 12 | 0.0% | ↔ | 12 |
| | Non-Capital Felonies and Related Matters | 2014 | 4 | 5 | - | - | 7 | 2 | 4 | 5 | 13 | 6 | 12 | - | 18 | | | 58 |
| | | 2015 | 2 | 8 | 1 | 5 | 2 | 3 | - | - | - | - | - | - | 21 | 16.7% | ▲ | 21 |
| Other | Other Criminally Related Matters | 2014 | - | - | - | - | - | - | - | 1 | - | - | - | - | 0 | | | 1 |
| | | 2015 | - | - | - | - | - | 1 | - | - | - | - | - | - | 1 | 0.0% | ↔ | 1 |
| | Miscellaneous | 2014 | 22 | 18 | 19 | 24 | 20 | 14 | 13 | 19 | 19 | 14 | 14 | 16 | 117 | | | 212 |
| | | 2015 | 19 | 13 | 16 | 15 | 21 | 18 | - | - | - | - | - | - | 102 | -12.8% | ▼ | 102 |
| | Other | 2014 | - | - | - | - | - | 1 | - | - | - | - | - | - | 1 | | | 1 |

Court: Highland Circuit

Start/End Date: Jan-14 / Jun-15

2014 Average Month: 10

Jan-Jun 2014: 74

Filings Trending: Downward ▼

Circuit/Court ID: 25 225091

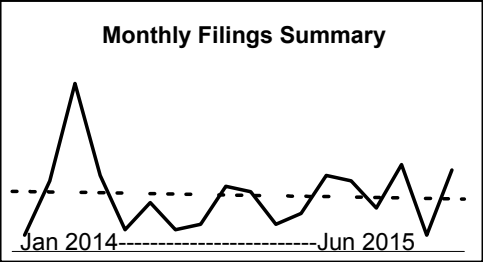
Type of Case: Filings

2015 Average Month:12

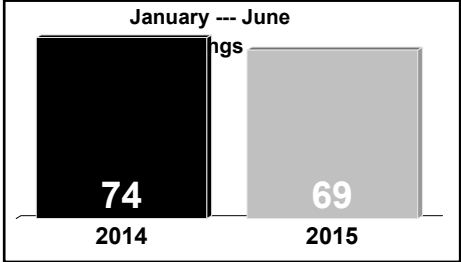
Jan-Jun 2015 : 69

Overall AVG. Month: 10

Monthly Filings Summary



January --- June



| | Jan | Feb | Mar | Apr | May | <u>Jun</u> | Jul | Aug | Sep | Oct | Nov | Dec | Thru Jun | % Change | Trending | Total |
|------|-----|-----|-----|-----|-----|------------|-----|-----|-----|-----|-----|-----|----------|----------|----------|-------|
| 2014 | 3 | 13 | 31 | 14 | 4 | 9 | 4 | 5 | 12 | 11 | 5 | 7 | 74 | | | 118 |
| 2015 | 14 | 13 | 8 | 16 | 3 | 15 | - | - | - | - | - | - | 69 | -6.8% | ▼ | 69 |

| | | | Jan | Feb | Mar | Apr | May | <u>Jun</u> | Jul | Aug | Sep | Oct | Nov | Dec | Thru Jun | % Change | Trending | Total |
|----------|--|------|-----|-----|-----|-----|-----|------------|-----|-----|-----|-----|-----|-----|----------|----------|----------|-------|
| Civil | Contested Divorce | 2014 | - | 1 | 1 | - | - | - | - | - | - | 1 | - | - | 2 | | | 3 |
| | | 2015 | 1 | - | - | - | - | - | - | - | - | - | - | - | 1 | -50.0% | ▼ | 1 |
| | Domestic and Family - Lev | 2015 | - | - | - | 1 | - | - | - | - | - | - | - | - | 1 | | | 1 |
| | | 2015 | - | - | 1 | - | - | - | - | - | - | - | - | - | 1 | | | 1 |
| | General Civil - Level 2 | 2014 | - | - | - | - | 1 | - | - | - | - | - | - | 4 | 1 | | | 5 |
| | | 2015 | 2 | - | - | - | - | - | - | - | - | - | - | - | 2 | 100.0% | ▲ | 2 |
| | General Civil - Level 3 | 2014 | - | - | - | - | - | - | 1 | - | - | - | - | - | 0 | | | 1 |
| | | 2015 | - | - | - | - | - | 2 | - | - | - | - | - | - | 2 | 0.0% | ↔ | 2 |
| | Probates/Wills and Trusts | 2014 | - | - | - | - | 1 | - | - | - | - | - | - | - | 1 | | | 1 |
| Criminal | Uncontested Divorce | 2014 | 1 | - | - | 1 | - | - | - | - | - | 1 | - | - | 2 | | | 3 |
| | | 2015 | 1 | - | - | 1 | 1 | - | - | - | - | - | - | - | 3 | 50.0% | ▲ | 3 |
| | Misdemeanor | 2014 | - | - | - | - | - | 1 | - | - | - | 2 | - | - | 1 | | | 3 |
| | | 2015 | - | - | - | 4 | - | - | - | - | - | - | - | - | 4 | 300.0% | ▲ | 4 |
| | Non-Capital Felonies and Related Matters | 2014 | 1 | - | 19 | 9 | - | 1 | - | - | 4 | 1 | - | - | 30 | | | 35 |
| | | 2015 | 2 | - | - | 2 | - | 2 | - | - | - | - | - | - | 6 | -80.0% | ▼ | 6 |
| | Other Criminally Related M | 2015 | - | - | - | 1 | - | - | - | - | - | - | - | - | 1 | | | 1 |
| | | 2015 | - | - | - | 1 | - | - | - | - | - | - | - | - | 1 | | | 1 |
| | Miscellaneous | 2014 | 1 | 12 | 11 | 4 | 2 | 7 | 3 | 5 | 8 | 6 | 5 | 3 | 37 | | | 67 |
| Oth | | 2015 | 8 | 13 | 7 | 7 | 2 | 11 | - | - | - | - | - | - | 48 | 29.7% | ▲ | 48 |

Court: Rockbridge Circuit

Start/End Date: Jan-14 / Jun-15

2014 Average Month: 174

Jan-Jun 2014: 1,092

Filings Trending: Downward ▼

Circuit/Court ID: 25 225163


Type of Case: Filings

2015 Average Month:140

Jan-Jun 2015 : 841

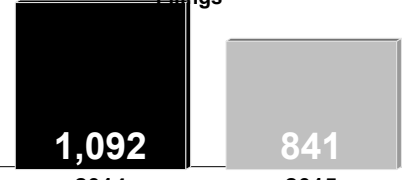
Overall AVG. Month: 163

Monthly Filings Summary



Jan 2014-----Jun 2015

January --- June Filings



1,092 841

2014 2015

| | Jan | Feb | Mar | Apr | May | <u>Jun</u> | Jul | Aug | Sep | Oct | Nov | Dec | Thru Jun | % Change | Trending | Total |
|------|-----|-----|-----|-----|-----|------------|-----|-----|-----|-----|-----|-----|----------|----------|----------|-------|
| 2014 | 109 | 175 | 234 | 148 | 187 | 239 | 262 | 137 | 142 | 139 | 145 | 174 | 1,092 | | | 2,091 |
| 2015 | 102 | 159 | 139 | 150 | 153 | 138 | - | - | - | - | - | - | 841 | -23.0% | ▼ | 841 |

| | | | Jan | Feb | Mar | Apr | May | <u>Jun</u> | Jul | Aug | Sep | Oct | Nov | Dec | Thru Jun | % Change | Trending | <u>Total</u> | |
|----------------------------------|--|------|-----|-----|-----|-----|-----|------------|-----|-----|-----|-----|-----|-----|----------|----------|----------|--------------|---|
| Civil | Administrative Law | 2014 | - | - | - | 1 | - | - | - | - | - | - | - | - | 1 | | | 1 | |
| | | 2015 | - | - | - | - | 1 | - | - | - | - | - | - | - | 1 | 0.0% | ↔ | 1 | |
| | Contested Divorce | 2014 | 4 | 3 | 1 | - | 1 | 2 | 5 | 3 | - | 4 | 2 | 3 | 11 | | | 28 | |
| | | 2015 | 3 | 1 | 3 | 2 | 3 | 6 | - | - | - | - | - | - | 18 | 63.6% | ▲ | 18 | |
| | Domestic and Family - Level 1 | 2014 | - | 1 | 1 | 4 | 2 | - | 3 | - | 1 | 1 | 2 | 8 | 8 | | | 23 | |
| | | 2015 | 2 | - | 3 | - | 3 | 5 | - | - | - | - | - | - | 13 | 62.5% | ▲ | 13 | |
| | Domestic and Family - Level 2 | 2014 | 1 | 1 | - | - | 1 | - | 2 | 1 | - | - | 1 | - | 3 | | | 7 | |
| | | 2015 | - | - | 1 | 3 | - | 1 | - | - | - | - | - | - | 5 | 66.7% | ▲ | 5 | |
| | General Civil - Level 1 | 2014 | - | 1 | 1 | - | - | - | - | - | - | - | - | - | 2 | | | 2 | |
| | | 2015 | 1 | 1 | - | - | 1 | - | - | - | - | - | - | - | 3 | 50.0% | ▲ | 3 | |
| | General Civil - Level 2 | 2014 | 7 | 2 | 6 | 5 | 5 | 9 | 6 | 4 | 5 | 1 | 3 | 2 | 34 | | | 55 | |
| | | 2015 | 3 | 6 | 5 | 3 | 3 | 5 | - | - | - | - | - | - | 25 | -26.5% | ▼ | 25 | |
| | General Civil - Level 3 | 2014 | 2 | 4 | 6 | - | 6 | 3 | 2 | 1 | 6 | 1 | 1 | 2 | 21 | | | 34 | |
| | | 2015 | 2 | - | 2 | 3 | 4 | 2 | - | - | - | - | - | - | 13 | -38.1% | ▼ | 13 | |
| | Probates/Wills and Trusts | 2014 | - | - | 1 | - | - | - | - | - | - | 1 | - | - | - | 1 | | | 2 |
| | Probates/Wills and Trusts - Level 2 | 2014 | 1 | 1 | - | - | 1 | 2 | - | 1 | 2 | - | - | 1 | 5 | | | 9 | |
| 2015 | | 1 | 1 | - | - | 1 | 1 | - | - | - | - | - | - | 4 | -20.0% | ▼ | 4 | | |
| Uncontested Divorce | 2014 | 4 | 4 | 6 | 10 | 7 | 7 | 8 | 5 | 10 | 2 | 3 | 2 | 38 | | | 68 | | |
| | 2015 | 6 | 8 | 8 | 7 | 7 | 9 | - | - | - | - | - | - | 45 | 18.4% | ▲ | 45 | | |
| Criminal | Misdemeanor | 2014 | 13 | 20 | 19 | 16 | 39 | 32 | 29 | 17 | 14 | 14 | 23 | 19 | 139 | | | 255 | |
| | | 2015 | 13 | 28 | 19 | 30 | 21 | 25 | - | - | - | - | - | - | 136 | -2.2% | ▼ | 136 | |
| | Non-Capital Felonies and Related Matters | 2014 | 36 | 77 | 91 | 38 | 68 | 126 | 141 | 51 | 46 | 61 | 49 | 98 | 436 | | | 882 | |
| | | 2015 | 17 | 57 | 34 | 43 | 71 | 48 | - | - | - | - | - | - | 270 | -38.1% | ▼ | 270 | |
| Other Criminally Related Matters | 2014 | - | 3 | 9 | 4 | 7 | 5 | 5 | 3 | 4 | 2 | 5 | 2 | 28 | | | 49 | | |
| | 2015 | 4 | 6 | 6 | 2 | 5 | 3 | - | - | - | - | - | - | 26 | -7.1% | ▼ | 26 | | |
| Other | Miscellaneous | 2014 | 41 | 58 | 93 | 70 | 48 | 52 | 60 | 51 | 52 | 51 | 56 | 36 | 362 | | | 668 | |
| | | 2015 | 50 | 50 | 56 | 57 | 33 | 33 | - | - | - | - | - | - | 279 | -22.9% | ▼ | 279 | |
| | Other | 2014 | - | - | - | - | 2 | 1 | 1 | - | 1 | 2 | - | 1 | 3 | | | 8 | |
| | | 2015 | - | 1 | 2 | - | - | - | - | - | - | - | - | 3 | 0.0% | ↔ | 3 | | |

Court: Buena Vista Circuit

Start/End Date: Jan-14 / Jun-15

2014 Average Month: 40

Jan-Jun 2014: 278

Filings Trending: Downward ▼

Circuit/Court ID: 25 225530

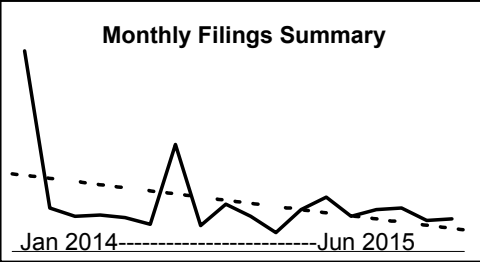
Type of Case: Filings

2015 Average Month:29

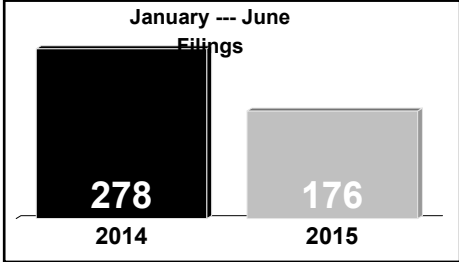
Jan-Jun 2015 : 176

Overall AVG. Month: 37

Monthly Filings Summary



January --- June Filings



| | Jan | Feb | Mar | Apr | May | <u>Jun</u> | Jul | Aug | Sep | Oct | Nov | Dec | Thru Jun | % Change | Trending | Total |
|------|-----|-----|-----|-----|-----|------------|-----|-----|-----|-----|-----|-----|----------|----------|----------|-------|
| 2014 | 148 | 32 | 26 | 27 | 25 | 20 | 79 | 19 | 35 | 26 | 14 | 31 | 278 | | | 482 |
| 2015 | 40 | 26 | 31 | 32 | 23 | 24 | - | - | - | - | - | - | 176 | -36.7% | ▼ | 176 |

| | | | Jan | Feb | Mar | Apr | May | <u>Jun</u> | Jul | Aug | Sep | Oct | Nov | Dec | Thru Jun | % Change | Trending | Total |
|----------|--|------|-----|-----|-----|-----|-----|------------|-----|-----|-----|-----|-----|-----|----------|----------|----------|-------|
| Civil | Contested Divorce | 2014 | - | - | 2 | 1 | 3 | 2 | - | - | 1 | - | - | - | 8 | | | 9 |
| | | 2015 | 1 | - | 2 | 3 | 1 | 1 | - | - | - | - | - | - | 8 | 0.0% | ↔ | 8 |
| | Domestic and Family - Level 1 | 2014 | 1 | - | - | 3 | - | - | - | - | 3 | - | - | - | 4 | | | 7 |
| | | 2015 | - | - | 1 | - | 1 | - | - | - | - | - | - | - | 2 | -50.0% | ▼ | 2 |
| | Domestic and Family - Level 2 | 2014 | - | - | 1 | - | - | - | - | - | - | 2 | - | - | 1 | | | 3 |
| | | 2015 | - | - | - | 1 | 1 | - | - | - | - | - | - | - | 2 | 100.0% | ▲ | 2 |
| | General Civil - Level 2 | 2014 | - | - | - | - | - | 1 | 1 | 2 | 2 | - | 2 | 1 | 1 | | | 9 |
| | | 2015 | - | - | - | - | 1 | 1 | - | - | - | - | - | - | 2 | 100.0% | ▲ | 2 |
| | General Civil - Level 3 | 2014 | - | - | - | - | - | 1 | 1 | - | - | 1 | - | - | 1 | | | 3 |
| | | 2015 | - | 2 | - | - | - | 1 | - | - | - | - | - | - | 3 | 200.0% | ▲ | 3 |
| Criminal | Probates/Wills and Trusts - Level 2 | 2014 | 1 | 1 | - | - | 1 | - | - | - | - | - | - | 1 | 3 | | | 4 |
| | | 2015 | 1 | 1 | 3 | - | - | - | - | - | - | - | - | - | 5 | 66.7% | ▲ | 5 |
| | Uncontested Divorce | 2014 | - | - | 3 | 3 | 3 | 2 | 2 | 1 | 1 | 2 | - | 3 | 11 | | | 20 |
| | | 2015 | 2 | 3 | - | 1 | 1 | 2 | - | - | - | - | - | - | 9 | -18.2% | ▼ | 9 |
| | Misdemeanor | 2014 | 2 | 5 | 2 | 2 | 5 | 5 | 8 | 1 | 1 | - | 6 | 8 | 21 | | | 45 |
| | | 2015 | 1 | 5 | 3 | 10 | 8 | 1 | - | - | - | - | - | - | 28 | 33.3% | ▲ | 28 |
| Other | Non-Capital Felonies and Related Matters | 2014 | 132 | 9 | 8 | 10 | 6 | 6 | 62 | 8 | 21 | 10 | 1 | 14 | 171 | | | 287 |
| | | 2015 | 31 | 4 | 15 | 5 | 1 | 12 | - | - | - | - | - | - | 68 | -60.2% | ▼ | 68 |
| | Other Criminally Related Matters | 2014 | 2 | 2 | 1 | 1 | 1 | - | - | - | - | 1 | 1 | 1 | 7 | | | 10 |
| | | 2015 | - | - | - | 3 | 2 | - | - | - | - | - | - | - | 5 | -28.6% | ▼ | 5 |
| Other | Miscellaneous | 2014 | 10 | 15 | 9 | 7 | 6 | 3 | 5 | 7 | 6 | 10 | 4 | 3 | 50 | | | 85 |
| | | 2015 | 4 | 11 | 7 | 9 | 6 | 6 | - | - | - | - | - | - | 43 | -14.0% | ▼ | 43 |
| | Other | 2015 | - | - | - | - | 1 | - | - | - | - | - | - | - | 1 | | | 1 |

Court: Staunton Circuit

Start/End Date: Jan-14 / Jun-15

2014 Average Month: 137

Jan-Jun 2014: 849

Filings Trending: Downward ▼

Circuit/Court ID: 25 225790

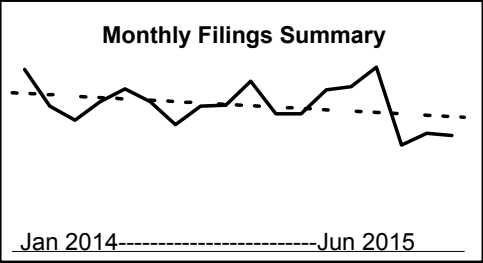
Type of Case: Filings

2015 Average Month:131

Jan-Jun 2015 : 785

Overall AVG. Month: 135

Monthly Filings Summary



January --- June Filings

849

2014

785

2015

| | Jan | Feb | Mar | Apr | May | <u>Jun</u> | Jul | Aug | Sep | Oct | Nov | Dec | Thru Jun | % Change | Trending | Total |
|------|-----|-----|-----|-----|-----|------------|-----|-----|-----|-----|-----|-----|----------|----------|----------|-------|
| 2014 | 168 | 134 | 121 | 138 | 150 | 138 | 117 | 134 | 135 | 157 | 127 | 127 | 849 | | | 1,646 |
| 2015 | 149 | 152 | 170 | 98 | 109 | 107 | - | - | - | - | - | - | 785 | -7.5% | ▼ | 785 |

| | | | Jan | Feb | Mar | Apr | May | <u>Jun</u> | Jul | Aug | Sep | Oct | Nov | Dec | Thru Jun | % Change | Trending | Total |
|----------|--|------|-----|-----|-----|-----|-----|------------|-----|-----|-----|-----|-----|-----|----------|----------|----------|-------|
| Civil | Administrative Law | 2015 | - | - | - | 1 | - | - | - | - | - | - | - | - | 1 | | | 1 |
| | Contested Divorce | 2014 | 1 | 2 | 1 | 1 | - | 2 | 4 | 2 | 3 | 2 | 2 | - | 7 | | | 20 |
| | | 2015 | 2 | - | 4 | - | 2 | 4 | - | - | - | - | - | - | 12 | 71.4% | ▲ | 12 |
| | Domestic and Family - Level 1 | 2014 | 5 | 1 | 3 | 3 | 4 | 3 | - | 2 | 11 | 6 | 9 | 6 | 19 | | | 53 |
| | | 2015 | - | 1 | 15 | 1 | - | 5 | - | - | - | - | - | - | 22 | 15.8% | ▲ | 22 |
| | Domestic and Family - Level 2 | 2014 | - | - | 2 | 1 | 4 | 5 | 11 | 6 | 7 | 6 | 7 | 7 | 12 | | | 56 |
| | | 2015 | 8 | 12 | 6 | 5 | 1 | 10 | - | - | - | - | - | - | 42 | 250.0% | ▲ | 42 |
| | General Civil - Level 1 | 2014 | - | - | 1 | - | - | - | 1 | - | - | 1 | - | - | 1 | | | 3 |
| | | 2015 | - | - | 1 | 1 | - | - | - | - | - | - | - | - | 2 | 100.0% | ▲ | 2 |
| | General Civil - Level 2 | 2014 | - | 1 | - | 2 | 1 | - | 5 | 2 | 1 | 2 | 2 | - | 4 | | | 16 |
| | | 2015 | 3 | - | 2 | 2 | 2 | 3 | - | - | - | - | - | - | 12 | 200.0% | ▲ | 12 |
| | General Civil - Level 3 | 2014 | 11 | 5 | 7 | 8 | 5 | 2 | 4 | 4 | 6 | - | - | 2 | 38 | | | 54 |
| | | 2015 | 2 | 1 | 4 | 2 | 2 | 3 | - | - | - | - | - | - | 14 | -63.2% | ▼ | 14 |
| | Probates/Wills and Trusts - Level 2 | 2014 | 1 | - | - | - | 1 | - | 1 | - | - | 1 | - | 3 | 2 | | | 7 |
| | | 2015 | 1 | - | - | - | 1 | 2 | - | - | - | - | - | - | 4 | 100.0% | ▲ | 4 |
| Criminal | Protective Orders | 2014 | - | - | - | - | - | - | - | - | - | 2 | - | - | 0 | | | 2 |
| | Uncontested Divorce | 2014 | 4 | 6 | 6 | 7 | 7 | 1 | 3 | 5 | 5 | 6 | 7 | 1 | 31 | 0.0% | ↔ | 58 |
| | | 2015 | 4 | 8 | 4 | 4 | 8 | 5 | - | - | - | - | - | - | 33 | 6.5% | ▲ | 33 |
| | Misdemeanor | 2014 | 25 | 11 | 5 | 13 | 13 | 24 | 17 | 3 | 7 | 5 | 9 | 6 | 91 | | | 138 |
| | | 2015 | 10 | 12 | 16 | 10 | 5 | 1 | - | - | - | - | - | - | 54 | -40.7% | ▼ | 54 |
| Other | Non-Capital Felonies and Related Matters | 2014 | 80 | 57 | 42 | 58 | 63 | 62 | 39 | 74 | 64 | 95 | 46 | 59 | 362 | | | 739 |
| | | 2015 | 80 | 72 | 74 | 39 | 54 | 45 | - | - | - | - | - | - | 364 | 0.6% | ▲ | 364 |
| | Other Criminally Related Matters | 2014 | 2 | 4 | 2 | 3 | 22 | 12 | 9 | 4 | 1 | - | 8 | 8 | 45 | | | 75 |
| Other | | 2015 | - | 3 | 9 | 1 | 9 | 5 | - | - | - | - | - | - | 27 | -40.0% | ▼ | 27 |
| | Miscellaneous | 2014 | 31 | 43 | 46 | 31 | 26 | 26 | 20 | 28 | 26 | 26 | 31 | 30 | 203 | | | 364 |
| | | 2015 | 35 | 36 | 32 | 26 | 23 | 21 | - | - | - | - | - | - | 173 | -14.8% | ▼ | 173 |
| Other | Other | 2014 | 8 | 4 | 6 | 11 | 4 | 1 | 3 | 4 | 4 | 5 | 6 | 5 | 34 | | | 61 |
| | | 2015 | 4 | 7 | 3 | 6 | 2 | 3 | - | - | - | - | - | - | 25 | -26.5% | ▼ | 25 |

Court: Waynesboro Circuit

Start/End Date: Jan-14 / Jun-15

2014 Average Month: 166

Jan-Jun 2014: 1,035

Filings Trending: Downward ▼

Circuit/Court ID: 25 225820


Type of Case: Filings

2015 Average Month:153

Jan-Jun 2015 : 916

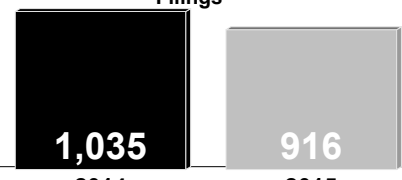
Overall AVG. Month: 161

Monthly Filings Summary



Jan 2014-----Jun 2015

January --- June Filings



1,035 2014 916 2015

| | Jan | Feb | Mar | Apr | May | <u>Jun</u> | Jul | Aug | Sep | Oct | Nov | Dec | Thru Jun | % Change | Trending | Total |
|------|-----|-----|-----|-----|-----|------------|-----|-----|-----|-----|-----|-----|----------|----------|----------|-------|
| 2014 | 193 | 145 | 234 | 167 | 149 | 147 | 167 | 138 | 170 | 170 | 132 | 176 | 1,035 | | | 1,988 |
| 2015 | 193 | 141 | 159 | 167 | 148 | 108 | - | - | - | - | - | - | 916 | -11.5% | ▼ | 916 |

| | | | Jan | Feb | Mar | Apr | May | <u>Jun</u> | Jul | Aug | Sep | Oct | Nov | Dec | Thru Jun | % Change | Trending | Total |
|----------|--|------|-----|-----|-----|-----|-----|------------|-----|-----|-----|-----|-----|-----|----------|----------|----------|-------|
| Civil | Administrative Law | 2014 | - | - | - | - | - | - | - | - | 1 | - | - | - | 0 | | | 1 |
| | Contested Divorce | 2014 | 9 | 5 | 16 | 11 | 10 | 3 | 5 | 12 | 11 | 15 | 8 | 8 | 54 | 0.0% | ↔ | 113 |
| | | 2015 | 12 | 10 | 14 | 8 | 2 | 4 | - | - | - | - | - | - | 50 | -7.4% | ▼ | 50 |
| | Domestic and Family - Level 1 | 2014 | 2 | - | 1 | 15 | 11 | 8 | 8 | 9 | 29 | 5 | 12 | 12 | 37 | | | 112 |
| | | 2015 | 3 | 3 | 5 | 2 | 7 | 1 | - | - | - | - | - | - | 21 | -43.2% | ▼ | 21 |
| | Domestic and Family - Level 2 | 2014 | - | 1 | - | - | 4 | 1 | - | 3 | 3 | - | - | - | 6 | | | 12 |
| | | 2015 | - | - | 1 | 2 | 1 | 2 | - | - | - | - | - | - | 6 | 0.0% | ↔ | 6 |
| | General Civil - Level 1 | 2014 | - | - | - | 1 | 1 | - | 1 | - | - | - | - | - | 2 | | | 3 |
| | General Civil - Level 2 | 2014 | 1 | 2 | 2 | 5 | 1 | 1 | 2 | 1 | 8 | 2 | - | 2 | 12 | | | 27 |
| | | 2015 | 2 | 4 | 5 | 1 | 2 | 1 | - | - | - | - | - | - | 15 | 25.0% | ▲ | 15 |
| | General Civil - Level 3 | 2014 | - | 7 | 1 | 2 | 5 | 1 | 2 | 1 | 1 | 2 | - | - | 16 | | | 22 |
| | | 2015 | 1 | - | - | 2 | - | 2 | - | - | - | - | - | - | 5 | -68.8% | ▼ | 5 |
| | Probates/Wills and Trusts | 2015 | 1 | - | 1 | - | - | - | - | - | - | - | - | - | 2 | | | 2 |
| | Probates/Wills and Trusts - Level 2 | 2014 | 1 | 1 | - | - | - | - | - | 2 | - | - | - | - | 2 | | | 4 |
| Criminal | | 2015 | - | 1 | 1 | 1 | 1 | 1 | - | - | - | - | - | - | 5 | 150.0% | ▲ | 5 |
| | Uncontested Divorce | 2014 | 20 | 17 | 39 | 27 | 19 | 20 | 24 | 20 | 18 | 29 | 16 | 25 | 142 | | | 274 |
| | | 2015 | 21 | 24 | 33 | 18 | 18 | 23 | - | - | - | - | - | - | 137 | -3.5% | ▼ | 137 |
| | Misdemeanor | 2014 | 12 | 6 | 6 | 9 | 9 | 3 | 11 | 12 | 4 | 12 | 13 | 8 | 45 | | | 105 |
| Other | | 2015 | 10 | 6 | 14 | 6 | 11 | 6 | - | - | - | - | - | - | 53 | 17.8% | ▲ | 53 |
| | Non-Capital Felonies and Related Matters | 2014 | 77 | 29 | 42 | 37 | 43 | 43 | 61 | 34 | 24 | 38 | 33 | 57 | 271 | | | 518 |
| | | 2015 | 66 | 18 | 18 | 69 | 56 | 13 | - | - | - | - | - | - | 240 | -11.4% | ▼ | 240 |
| | Other Criminally Related Matters | 2014 | - | 1 | 3 | 3 | - | 1 | - | 2 | 2 | - | 1 | 1 | 8 | | | 14 |
| Other | | 2015 | - | - | 1 | 6 | 1 | 4 | - | - | - | - | - | - | 12 | 50.0% | ▲ | 12 |
| | Miscellaneous | 2014 | 25 | 47 | 54 | 26 | 12 | 25 | 23 | 17 | 34 | 40 | 15 | 31 | 189 | | | 349 |
| | | 2015 | 36 | 25 | 23 | 26 | 25 | 28 | - | - | - | - | - | - | 163 | -13.8% | ▼ | 163 |
| | Other | 2014 | 46 | 29 | 70 | 31 | 34 | 41 | 30 | 25 | 35 | 27 | 34 | 32 | 251 | | | 434 |
| | | 2015 | 41 | 50 | 43 | 26 | 24 | 23 | - | - | - | - | - | - | 207 | -17.5% | ▼ | 207 |

Court: Clarke Circuit

Start/End Date: Jan-14 / Jun-15

2014 Average Month: 69

Jan-Jun 2014: 405

Filings Trending: Downward ▼

Circuit/Court ID: 26 226043

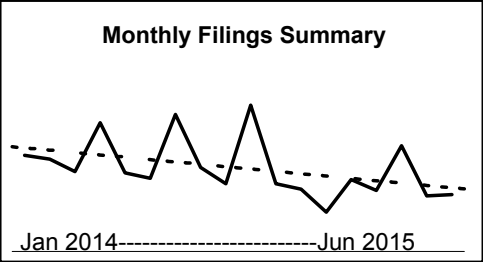
Type of Case: Filings

2015 Average Month:48

Jan-Jun 2015 : 288

Overall AVG. Month: 62

Monthly Filings Summary



January --- June Filings

405

2014

288

2015

| | Jan | Feb | Mar | Apr | May | <u>Jun</u> | Jul | Aug | Sep | Oct | Nov | Dec | Thru Jun | % Change | Trending | Total |
|------|-----|-----|-----|-----|-----|------------|-----|-----|-----|-----|-----|-----|----------|----------|----------|-------|
| 2014 | 71 | 68 | 59 | 95 | 58 | 54 | 101 | 62 | 50 | 108 | 50 | 46 | 405 | | | 822 |
| 2015 | 29 | 53 | 45 | 78 | 41 | 42 | - | - | - | - | - | - | 288 | -28.9% | ▼ | 288 |

| | | | Jan | Feb | Mar | Apr | May | <u>Jun</u> | Jul | Aug | Sep | Oct | Nov | Dec | Thru Jun | % Change | Trending | Total |
|----------|--|------|-----|-----|-----|-----|-----|------------|-----|-----|-----|-----|-----|-----|----------|----------|----------|-------|
| Civil | Contested Divorce | 2014 | 3 | 1 | 1 | 1 | 1 | 4 | 1 | 2 | - | 1 | - | - | 11 | | | 15 |
| | | 2015 | 2 | 1 | 1 | 1 | 3 | 2 | - | - | - | - | - | - | 10 | -9.1% | ▼ | 10 |
| | Domestic and Family - Level 1 | 2014 | - | 1 | - | 2 | 1 | 1 | 1 | - | 2 | 1 | 5 | - | 5 | | | 14 |
| | | 2015 | - | - | 1 | 1 | 1 | - | - | - | - | - | - | - | 3 | -40.0% | ▼ | 3 |
| | Domestic and Family - Level 2 | 2014 | 2 | 1 | - | 1 | 1 | - | 1 | - | - | 1 | - | - | 5 | | | 7 |
| | | 2015 | - | - | 1 | 1 | - | - | - | - | - | - | - | - | 2 | -60.0% | ▼ | 2 |
| | General Civil - Level 1 | 2014 | - | - | - | - | - | - | - | 2 | - | - | - | 1 | 0 | | | 3 |
| | | 2015 | - | - | - | - | - | - | - | - | - | - | - | - | - | | | - |
| | General Civil - Level 2 | 2014 | 1 | - | - | 3 | 3 | - | 1 | - | 4 | 2 | - | - | 7 | 0.0% | ↔ | 14 |
| | | 2015 | 1 | 2 | 1 | 6 | 2 | - | - | - | - | - | - | - | 12 | 71.4% | ▲ | 12 |
| | General Civil - Level 3 | 2014 | - | 2 | 2 | 1 | 2 | 3 | 1 | 1 | - | 1 | - | 1 | 10 | | | 14 |
| | | 2015 | - | - | - | - | 1 | - | - | - | - | - | - | - | 1 | -90.0% | ▼ | 1 |
| Criminal | Probates/Wills and Trusts | 2014 | 1 | - | - | - | - | - | - | - | - | - | - | - | 1 | | | 1 |
| | | 2015 | - | - | - | - | - | - | - | 4 | 1 | 1 | - | - | 0 | | | 6 |
| | Probates/Wills and Trusts - Level 2 | 2014 | - | - | - | - | - | - | - | - | - | - | - | - | 3 | 0.0% | ↔ | 3 |
| | | 2015 | - | 1 | - | 2 | - | - | - | - | - | - | - | - | 3 | | | 3 |
| | Uncontested Divorce | 2014 | 5 | 5 | 2 | 4 | 7 | 6 | 4 | 5 | 4 | 7 | 2 | 4 | 29 | | | 55 |
| | | 2015 | 2 | 6 | 5 | 2 | 6 | 2 | - | - | - | - | - | - | 23 | -20.7% | ▼ | 23 |
| Other | Misdemeanor | 2014 | 1 | 12 | 4 | 12 | 6 | 1 | 13 | 11 | 7 | 9 | 8 | 6 | 36 | | | 90 |
| | | 2015 | 2 | 1 | 3 | 5 | 2 | 7 | - | - | - | - | - | - | 20 | -44.4% | ▼ | 20 |
| | Non-Capital Felonies and Related Matters | 2014 | 9 | 12 | 8 | 45 | 10 | 6 | 49 | 15 | 5 | 67 | 10 | 6 | 90 | | | 242 |
| | | 2015 | 6 | 10 | 8 | 39 | 10 | 13 | - | - | - | - | - | - | 86 | -4.4% | ▼ | 86 |
| | Other Criminally Related Matters | 2014 | 5 | 6 | 1 | 3 | - | 8 | 3 | 1 | 1 | 2 | - | 2 | 23 | | | 32 |
| | | 2015 | - | - | 1 | - | - | 2 | - | - | - | - | - | - | 3 | -87.0% | ▼ | 3 |

Court: Frederick Circuit

Start/End Date: Jan-14 / Jun-15

2014 Average Month: 376

Jan-Jun 2014: 2,364

Filings Trending: Steady ⇄

Circuit/Court ID: 26 226069


Type of Case: Filings

2015 Average Month:402

Jan-Jun 2015 : 2,412


Overall AVG. Month: 384

Monthly Filings Summary



Jan 2014-----Jun 2015

January --- June Filings



2,364 2,412

2014 2015

| | Jan | Feb | Mar | Apr | May | <u>Jun</u> | Jul | Aug | Sep | Oct | Nov | Dec | Thru Jun | % Change | Trending | Total |
|------|-----|-----|-----|-----|-----|------------|-----|-----|-----|-----|-----|-----|----------|----------|----------|-------|
| 2014 | 354 | 413 | 417 | 436 | 423 | 321 | 386 | 324 | 378 | 390 | 264 | 401 | 2,364 | | | 4,507 |
| 2015 | 394 | 319 | 399 | 496 | 327 | 477 | - | - | - | - | - | - | 2,412 | 2.0% | ▲ | 2,412 |

| | | | Jan | Feb | Mar | Apr | May | <u>Jun</u> | Jul | Aug | Sep | Oct | Nov | Dec | Thru Jun | % Change | Trending | Total |
|----------|--|------|-----|-----|-----|-----|-----|------------|-----|-----|-----|-----|-----|-----|----------|----------|----------|-------|
| Civil | Administrative Law | 2014 | - | - | - | 1 | - | - | 1 | 1 | - | - | - | 1 | 1 | | | 4 |
| | | 2015 | - | - | 1 | - | - | 1 | - | - | - | - | - | - | 2 | 100.0% | ▲ | 2 |
| | Contested Divorce | 2014 | 6 | 12 | 12 | 4 | 7 | 11 | 12 | 8 | 6 | 8 | 3 | 11 | 52 | | | 100 |
| | | 2015 | 4 | 10 | 13 | 10 | 6 | 15 | - | - | - | - | - | - | 58 | 11.5% | ▲ | 58 |
| | Domestic and Family - Level 1 | 2014 | - | 1 | 4 | 7 | 9 | 2 | 4 | 3 | 6 | 3 | 5 | 4 | 23 | | | 48 |
| | | 2015 | 2 | 3 | 8 | 7 | 6 | 6 | - | - | - | - | - | - | 32 | 39.1% | ▲ | 32 |
| | Domestic and Family - Level 2 | 2014 | 2 | 2 | - | 5 | 1 | 4 | 3 | - | 1 | 5 | 1 | 4 | 14 | | | 28 |
| | | 2015 | 3 | 1 | 1 | - | 3 | 1 | - | - | - | - | - | - | 9 | -35.7% | ▼ | 9 |
| | General Civil - Level 1 | 2014 | - | - | 1 | - | - | - | 1 | - | 2 | - | - | - | 1 | | | 4 |
| | | 2015 | - | 1 | - | 1 | - | - | - | - | - | - | - | - | 2 | 100.0% | ▲ | 2 |
| | General Civil - Level 2 | 2014 | 8 | 6 | 7 | 5 | 9 | 5 | 4 | 11 | 15 | 7 | 7 | 6 | 40 | | | 90 |
| | | 2015 | 7 | 3 | 7 | 12 | 10 | 8 | - | - | - | - | - | - | 47 | 17.5% | ▲ | 47 |
| | General Civil - Level 3 | 2014 | 2 | 2 | 5 | 3 | 6 | 7 | 6 | 4 | 6 | 4 | 4 | 5 | 25 | | | 54 |
| | | 2015 | 4 | 4 | 4 | 4 | 2 | 7 | - | - | - | - | - | - | 25 | 0.0% | ⇄ | 25 |
| | Probates/Wills and Trusts - Level 1 | 2014 | - | - | - | - | - | - | 1 | - | - | - | 1 | - | 0 | | | 2 |
| | | 2015 | - | - | - | 1 | - | 1 | - | - | - | - | - | - | 2 | 0.0% | ⇄ | 2 |
| | Probates/Wills and Trusts - Level 2 | 2014 | 3 | 1 | 2 | 3 | 3 | 3 | 2 | 2 | 2 | 3 | - | 2 | 15 | | | 26 |
| | | 2015 | 2 | 2 | 2 | 4 | 4 | 3 | - | - | - | - | - | - | 17 | 13.3% | ▲ | 17 |
| Criminal | Uncontested Divorce | 2014 | 17 | 18 | 23 | 14 | 14 | 19 | 18 | 18 | 18 | 19 | 19 | 14 | 105 | | | 211 |
| | | 2015 | 14 | 24 | 33 | 26 | 17 | 24 | - | - | - | - | - | - | 138 | 31.4% | ▲ | 138 |
| | Misdemeanor | 2014 | 34 | 33 | 54 | 48 | 48 | 24 | 37 | 38 | 65 | 45 | 25 | 41 | 241 | | | 492 |
| | | 2015 | 42 | 53 | 53 | 40 | 23 | 127 | - | - | - | - | - | - | 338 | 40.2% | ▲ | 338 |
| | Non-Capital Felonies and Related Matters | 2014 | 118 | 178 | 148 | 167 | 201 | 130 | 164 | 118 | 148 | 144 | 108 | 189 | 942 | | | 1,813 |
| | | 2015 | 201 | 97 | 153 | 233 | 138 | 181 | - | - | - | - | - | - | 1,003 | 6.5% | ▲ | 1,003 |
| Other | Other Criminally Related Matters | 2014 | 2 | 2 | 6 | 3 | 5 | 5 | 6 | 6 | 2 | 4 | 4 | 9 | 23 | | | 54 |
| | | 2015 | 5 | 4 | 1 | 7 | 5 | 3 | - | - | - | - | - | - | 25 | 8.7% | ▲ | 25 |
| | Miscellaneous | 2014 | 162 | 157 | 155 | 176 | 120 | 111 | 127 | 115 | 107 | 148 | 85 | 115 | 881 | | | 1,578 |
| | | 2015 | 110 | 116 | 123 | 151 | 113 | 100 | - | - | - | - | - | - | 713 | -19.1% | ▼ | 713 |
| | Other | 2014 | - | 1 | - | - | - | - | - | - | - | - | 2 | - | 1 | | | 3 |
| | | 2015 | - | 1 | - | - | - | - | - | - | - | - | - | - | 1 | 0.0% | ⇄ | 1 |

Court: Page Circuit

Start/End Date: Jan-14 / Jun-15

2014 Average Month: 132

Jan-Jun 2014: 836

Filings Trending: Steady ⇄

Circuit/Court ID: 26 226139


Type of Case: Filings

2015 Average Month:140

Jan-Jun 2015 : 838

Overall AVG. Month: 135

Monthly Filings Summary



Jan 2014-----Jun 2015

January --- June Filings

836

2014

838

2015

| | Jan | Feb | Mar | Apr | May | <u>Jun</u> | Jul | Aug | Sep | Oct | Nov | Dec | Thru Jun | % Change | Trending | Total |
|------|-----|-----|-----|-----|-----|------------|-----|-----|-----|-----|-----|-----|----------|----------|----------|-------|
| 2014 | 226 | 137 | 105 | 118 | 104 | 146 | 162 | 90 | 142 | 135 | 134 | 90 | 836 | | | 1,589 |
| 2015 | 192 | 108 | 142 | 124 | 142 | 130 | - | - | - | - | - | - | 838 | 0.2% | ▲ | 838 |

| | | | Jan | Feb | Mar | Apr | May | <u>Jun</u> | Jul | Aug | Sep | Oct | Nov | Dec | Thru Jun | % Change | Trending | Total |
|----------|--|------|-----|-----|-----|-----|-----|------------|-----|-----|-----|-----|-----|-----|----------|----------|----------|-------|
| Civil | Contested Divorce | 2014 | 3 | 5 | 2 | 2 | 3 | 5 | 2 | 1 | 1 | 3 | 1 | 1 | 20 | | | 29 |
| | | 2015 | 3 | 3 | 6 | 3 | 1 | 3 | - | - | - | - | - | - | 19 | -5.0% | ▼ | 19 |
| | Domestic and Family - Level 1 | 2014 | 2 | 5 | 5 | 2 | 5 | 1 | 1 | 3 | 2 | 1 | 1 | 1 | 20 | | | 29 |
| | | 2015 | 2 | 1 | 1 | 2 | - | - | - | - | - | - | - | - | 6 | -70.0% | ▼ | 6 |
| | Domestic and Family - Level 2 | 2014 | 1 | - | 1 | 1 | - | - | - | 1 | - | - | - | - | 3 | | | 4 |
| | | 2015 | 1 | 1 | - | 1 | - | 1 | - | - | - | - | - | - | 4 | 33.3% | ▲ | 4 |
| | General Civil - Level 1 | 2014 | - | - | - | - | - | 1 | - | - | - | - | - | - | 1 | | | 1 |
| | | 2015 | - | - | - | 1 | 1 | - | - | - | - | - | - | - | 2 | 100.0% | ▲ | 2 |
| | General Civil - Level 2 | 2014 | 4 | 3 | 2 | 2 | 1 | 6 | 4 | 6 | - | 1 | 2 | 1 | 18 | | | 32 |
| | | 2015 | 1 | 1 | 5 | 2 | 2 | 7 | - | - | - | - | - | - | 18 | 0.0% | ⇄ | 18 |
| | General Civil - Level 3 | 2014 | 1 | 2 | - | 1 | - | - | 6 | 1 | - | 5 | - | 4 | 4 | | | 20 |
| | | 2015 | 1 | 1 | 2 | 3 | 1 | 1 | - | - | - | - | - | - | 9 | 125.0% | ▲ | 9 |
| | Probates/Wills and Trusts | 2014 | - | - | 2 | - | 1 | - | - | - | - | - | - | - | 3 | | | 3 |
| | Probates/Wills and Trusts - Level 2 | 2014 | 1 | - | - | - | 4 | - | - | - | - | - | 1 | - | 5 | | | 6 |
| | | 2015 | - | 1 | 1 | 1 | 1 | 1 | - | - | - | - | - | - | 5 | 0.0% | ⇄ | 5 |
| | Protective Orders | 2014 | - | 1 | - | - | - | - | - | - | - | - | - | - | 1 | | | 1 |
| | | 2015 | 1 | - | - | - | - | - | - | - | - | - | - | - | 1 | 0.0% | ⇄ | 1 |
| Criminal | Uncontested Divorce | 2014 | 8 | 6 | 1 | 6 | 4 | 4 | 6 | 6 | 5 | 11 | 5 | 2 | 29 | | | 64 |
| | | 2015 | 1 | 7 | 5 | 6 | 10 | 5 | - | - | - | - | - | - | 34 | 17.2% | ▲ | 34 |
| | Misdemeanor | 2014 | 42 | 8 | 12 | 12 | 15 | 13 | 24 | 10 | 27 | 14 | 15 | 9 | 102 | | | 201 |
| | | 2015 | 31 | 13 | 12 | 7 | 26 | 23 | - | - | - | - | - | - | 112 | 9.8% | ▲ | 112 |
| | Non-Capital Felonies and Related Matters | 2014 | 107 | 40 | 31 | 52 | 40 | 95 | 90 | 29 | 65 | 61 | 77 | 30 | 365 | | | 717 |
| | | 2015 | 108 | 38 | 64 | 76 | 60 | 52 | - | - | - | - | - | - | 398 | 9.0% | ▲ | 398 |
| | Other Criminally Related Matters | 2014 | 2 | - | 2 | 2 | - | - | 2 | 1 | - | 1 | 3 | 2 | 6 | | | 15 |
| | | 2015 | 1 | - | 1 | 1 | 8 | 3 | - | - | - | - | - | - | 14 | 133.3% | ▲ | 14 |
| | Miscellaneous | 2014 | 55 | 63 | 47 | 37 | 31 | 20 | 26 | 30 | 37 | 37 | 26 | 39 | 253 | | | 448 |
| | | 2015 | 41 | 41 | 41 | 21 | 32 | 33 | - | - | - | - | - | - | 209 | -17.4% | ▼ | 209 |
| Other | Other | 2014 | - | 4 | - | 1 | - | 1 | 1 | 2 | 5 | 1 | 3 | 1 | 6 | | | 19 |
| | | 2015 | 1 | 1 | 4 | - | - | 1 | - | - | - | - | - | - | 7 | 16.7% | ▲ | 7 |

Court: Rockingham Circuit

Start/End Date: Jan-14 / Jun-15

2014 Average Month: 595

Jan-Jun 2014: 3,705

Filings Trending: Downward ▼

Circuit/Court ID: 26 226165

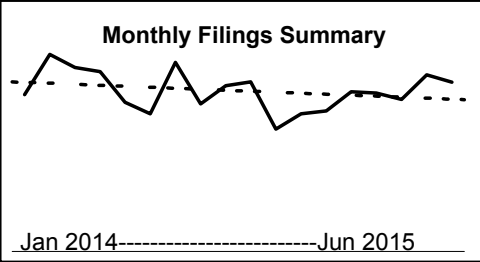
Type of Case: Filings

2015 Average Month: 588

Jan-Jun 2015 : 3,528

Overall AVG. Month: 593

Monthly Filings Summary



January --- June Filings

3,705

2014

3,528

2015

| | Jan | Feb | Mar | Apr | May | Jun | Jul | Aug | Sep | Oct | Nov | Dec | Thru Jun | % Change | Trending | Total |
|------|-----|-----|-----|-----|-----|-----|-----|-----|-----|-----|-----|-----|----------|----------|----------|-------|
| 2014 | 579 | 727 | 678 | 663 | 550 | 508 | 697 | 544 | 611 | 625 | 451 | 508 | 3,705 | | | 7,141 |
| 2015 | 518 | 589 | 584 | 561 | 652 | 624 | - | - | - | - | - | - | 3,528 | -4.8% | ▼ | 3,528 |

| | | | Jan | Feb | Mar | Apr | May | Jun | Jul | Aug | Sep | Oct | Nov | Dec | Thru Jun | % Change | Trending | Total |
|----------|--|------|-----|-----|-----|-----|-----|-----|-----|-----|-----|-----|-----|-----|----------|----------|----------|-------|
| Civil | Administrative Law | 2014 | - | - | - | - | - | - | - | - | - | 1 | - | - | 0 | | | 1 |
| | | 2015 | - | 1 | - | - | - | - | - | - | - | - | - | - | 1 | 0.0% | ↔ | 1 |
| | Contested Divorce | 2014 | 9 | 18 | 9 | 11 | 11 | 10 | 13 | 10 | 16 | 11 | 8 | 3 | 68 | | | 129 |
| | | 2015 | 19 | 11 | 14 | 6 | 27 | 11 | - | - | - | - | - | - | 88 | 29.4% | ▲ | 88 |
| | Domestic and Family - Level 1 | 2014 | 6 | 3 | 14 | 7 | 6 | 10 | 7 | 14 | 1 | 27 | 6 | 7 | 46 | | | 108 |
| | | 2015 | 6 | 2 | 5 | 3 | 3 | 8 | - | - | - | - | - | - | 27 | -41.3% | ▼ | 27 |
| | Domestic and Family - Level 2 | 2014 | 3 | 6 | 1 | 9 | 7 | 5 | 5 | 5 | 4 | 13 | 3 | 11 | 31 | | | 72 |
| | | 2015 | 5 | 2 | 13 | 5 | 15 | 18 | - | - | - | - | - | - | 58 | 87.1% | ▲ | 58 |
| | General Civil - Level 1 | 2014 | - | 1 | 2 | 1 | 1 | - | 2 | 1 | - | 1 | - | 1 | 5 | | | 10 |
| | | 2015 | 4 | 2 | - | 2 | 2 | 1 | - | - | - | - | - | - | 11 | 120.0% | ▲ | 11 |
| | General Civil - Level 2 | 2014 | 13 | 19 | 21 | 9 | 12 | 20 | 14 | 14 | 15 | 15 | 7 | 8 | 94 | | | 167 |
| | | 2015 | 11 | 13 | 9 | 13 | 10 | 16 | - | - | - | - | - | - | 72 | -23.4% | ▼ | 72 |
| | General Civil - Level 3 | 2014 | 3 | 3 | 4 | 10 | 3 | 3 | 8 | 8 | 2 | 9 | 8 | 3 | 26 | | | 64 |
| | | 2015 | 2 | 3 | 6 | 7 | 7 | 8 | - | - | - | - | - | - | 33 | 26.9% | ▲ | 33 |
| | Probates/Wills and Trusts - Level 1 | 2014 | 1 | - | - | 1 | - | - | - | - | 2 | - | - | - | 2 | | | 4 |
| | | 2015 | - | - | - | - | - | 1 | - | - | - | - | - | - | 1 | -50.0% | ▼ | 1 |
| | Probates/Wills and Trusts - Level 2 | 2014 | 3 | - | 7 | 1 | 1 | 4 | 2 | 2 | 6 | 3 | 1 | 2 | 16 | | | 32 |
| | | 2015 | 8 | 1 | 1 | 5 | 2 | 1 | - | - | - | - | - | - | 18 | 12.5% | ▲ | 18 |
| | Protective Orders | 2014 | 1 | 3 | 4 | 2 | - | 1 | 2 | 2 | 2 | 1 | 2 | - | 11 | | | 20 |
| | | 2015 | - | 1 | 3 | 1 | 5 | - | - | - | - | - | - | - | 10 | -9.1% | ▼ | 10 |
| Criminal | Uncontested Divorce | 2014 | 28 | 29 | 31 | 30 | 22 | 35 | 20 | 28 | 24 | 22 | 23 | 21 | 175 | | | 313 |
| | | 2015 | 21 | 26 | 35 | 21 | 49 | 21 | - | - | - | - | - | - | 173 | -1.1% | ▼ | 173 |
| | Capital Murder | 2014 | - | - | 2 | - | - | - | - | - | - | - | - | - | 2 | | | 2 |
| | | 2015 | - | - | - | 4 | - | - | - | - | - | - | - | - | 4 | 100.0% | ▲ | 4 |
| | Misdemeanor | 2014 | 52 | 70 | 61 | 61 | 48 | 43 | 66 | 48 | 52 | 48 | 54 | 40 | 335 | | | 643 |
| | | 2015 | 43 | 43 | 56 | 41 | 63 | 70 | - | - | - | - | - | - | 316 | -5.7% | ▼ | 316 |
| | Non-Capital Felonies and Related Matters | 2014 | 159 | 239 | 215 | 226 | 239 | 190 | 300 | 197 | 244 | 225 | 171 | 199 | 1,268 | | | 2,604 |
| | | 2015 | 172 | 211 | 210 | 225 | 250 | 256 | - | - | - | - | - | - | 1,324 | 4.4% | ▲ | 1,324 |
| | Other Criminally Related Matters | 2014 | 8 | 17 | 9 | 5 | 8 | 4 | 25 | 11 | 15 | 7 | 9 | 13 | 51 | | | 131 |
| | | 2015 | 3 | 7 | 8 | 6 | 10 | 7 | - | - | - | - | - | - | 41 | -19.6% | ▼ | 41 |
| Other | Miscellaneous | 2014 | 209 | 242 | 254 | 222 | 149 | 128 | 162 | 145 | 155 | 174 | 93 | 140 | 1,204 | | | 2,073 |
| | | 2015 | 147 | 199 | 169 | 154 | 159 | 142 | - | - | - | - | - | - | 970 | -19.4% | ▼ | 970 |
| | Other | 2014 | 84 | 77 | 44 | 68 | 43 | 55 | 71 | 59 | 73 | 68 | 66 | 60 | 371 | | | 768 |
| | | 2015 | 77 | 67 | 55 | 68 | 50 | 64 | - | - | - | - | - | - | 381 | 2.7% | ▲ | 381 |

Court: Shenandoah Circuit

Start/End Date: Jan-14 / Jun-15

2014 Average Month: 273

Jan-Jun 2014: 1,553

Filings Trending: Steady ↔

Circuit/Court ID: 26 226171


Type of Case: Filings

2015 Average Month:254

Jan-Jun 2015 : 1,523

Overall AVG. Month: 266

Monthly Filings Summary



Jan 2014-----Jun 2015

January --- June Filings

1,553

2014

1,523

2015

| | Jan | Feb | Mar | Apr | May | <u>Jun</u> | Jul | Aug | Sep | Oct | Nov | Dec | Thru Jun | % Change | Trending | Total |
|------|-----|-----|-----|-----|-----|------------|-----|-----|-----|-----|-----|-----|----------|----------|----------|-------|
| 2014 | 224 | 239 | 247 | 360 | 321 | 162 | 406 | 227 | 207 | 427 | 180 | 270 | 1,553 | | | 3,270 |
| 2015 | 260 | 302 | 265 | 298 | 141 | 257 | - | - | - | - | - | - | 1,523 | -1.9% | ▼ | 1,523 |

| | | | Jan | Feb | Mar | Apr | May | <u>Jun</u> | Jul | Aug | Sep | Oct | Nov | Dec | Thru Jun | % Change | Trending | Total |
|----------|--|------|-----|-----|-----|-----|-----|------------|-----|-----|-----|-----|-----|-----|----------|----------|----------|-------|
| Civil | Administrative Law | 2014 | - | - | - | 1 | 1 | - | - | - | - | 1 | - | - | 2 | | | 3 |
| | | 2015 | - | - | - | - | 1 | - | - | - | - | - | - | - | 1 | -50.0% | ▼ | 1 |
| | Contested Divorce | 2014 | 2 | 5 | 6 | 7 | 2 | 5 | 5 | 3 | 2 | 2 | 3 | 4 | 27 | | | 46 |
| | | 2015 | 3 | 3 | 4 | 8 | 4 | 4 | - | - | - | - | - | - | 26 | -3.7% | ▼ | 26 |
| | Domestic and Family - Level 1 | 2014 | - | 4 | 6 | 6 | 12 | 3 | 6 | 5 | 10 | 11 | 11 | 5 | 31 | | | 79 |
| | | 2015 | 6 | 3 | 2 | 9 | 2 | 4 | - | - | - | - | - | - | 26 | -16.1% | ▼ | 26 |
| | Domestic and Family - Level 2 | 2014 | 1 | 2 | 3 | 1 | 1 | 1 | 2 | 2 | 1 | - | 4 | 2 | 9 | | | 20 |
| | | 2015 | 2 | 2 | - | 2 | 1 | 4 | - | - | - | - | - | - | 11 | 22.2% | ▲ | 11 |
| | General Civil - Level 1 | 2014 | 1 | - | - | - | - | - | - | 1 | - | - | - | - | 1 | | | 2 |
| | | 2015 | 1 | - | 1 | - | - | - | - | - | - | - | - | - | 2 | 100.0% | ▲ | 2 |
| | General Civil - Level 2 | 2014 | 2 | 2 | 4 | 6 | 7 | 3 | 6 | 1 | 5 | 6 | 2 | 4 | 24 | | | 48 |
| | | 2015 | 1 | 4 | 3 | 1 | 3 | 4 | - | - | - | - | - | - | 16 | -33.3% | ▼ | 16 |
| | General Civil - Level 3 | 2014 | 1 | 3 | 2 | 2 | 1 | 3 | 1 | - | 1 | - | - | 1 | 12 | | | 15 |
| | | 2015 | 1 | 1 | 3 | 2 | 2 | 1 | - | - | - | - | - | - | 10 | -16.7% | ▼ | 10 |
| | Probates/Wills and Trusts - Level 2 | 2014 | 3 | 1 | 4 | - | - | 1 | 1 | 1 | 1 | - | 1 | 1 | 9 | | | 14 |
| | | 2015 | - | 1 | - | 1 | - | - | - | - | - | - | - | - | 2 | -77.8% | ▼ | 2 |
| | Uncontested Divorce | 2014 | 8 | 14 | 10 | 11 | 11 | 9 | 13 | 13 | 11 | 10 | 4 | 4 | 63 | | | 118 |
| | | 2015 | 6 | 2 | 10 | 9 | 5 | 9 | - | - | - | - | - | - | 41 | -34.9% | ▼ | 41 |
| Criminal | Capital Murder | 2014 | - | - | - | 1 | - | - | - | - | - | - | - | - | 1 | | | 1 |
| | Misdemeanor | 2014 | 24 | 34 | 21 | 30 | 15 | 7 | 29 | 28 | 23 | 45 | 13 | 48 | 131 | | | 317 |
| | | 2015 | 17 | 45 | 35 | 16 | 8 | 17 | - | - | - | - | - | - | 138 | 5.3% | ▲ | 138 |
| | Non-Capital Felonies and Related Matters | 2014 | 67 | 48 | 13 | 123 | 121 | 6 | 251 | 63 | 18 | 223 | 28 | 117 | 378 | | | 1,078 |
| | | 2015 | 110 | 89 | 99 | 124 | 34 | 94 | - | - | - | - | - | - | 550 | 45.5% | ▲ | 550 |
| | Other Criminally Related Matters | 2014 | - | 3 | 1 | 6 | - | 3 | 2 | 1 | 17 | 5 | - | 1 | 13 | | | 39 |
| | | 2015 | 1 | 8 | 1 | 5 | 2 | 5 | - | - | - | - | - | - | 22 | 69.2% | ▲ | 22 |
| Other | Miscellaneous | 2014 | 96 | 88 | 100 | 90 | 59 | 76 | 64 | 58 | 81 | 91 | 54 | 57 | 509 | | | 914 |
| | | 2015 | 74 | 53 | 85 | 68 | 52 | 74 | - | - | - | - | - | - | 406 | -20.2% | ▼ | 406 |
| | Other | 2014 | 19 | 35 | 77 | 76 | 91 | 45 | 26 | 51 | 37 | 33 | 60 | 26 | 343 | | | 576 |
| | | 2015 | 38 | 91 | 22 | 53 | 27 | 41 | - | - | - | - | - | - | 272 | -20.7% | ▼ | 272 |

Court: Warren Circuit

Start/End Date: Jan-14 / Jun-15

2014 Average Month: 246

Jan-Jun 2014: 1,575

Filings Trending: Downward ▼

Circuit/Court ID: 26 226187

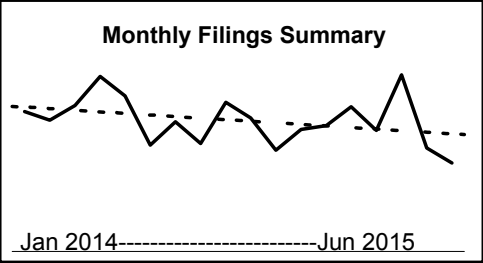
Type of Case: Filings

2015 Average Month: 234

Jan-Jun 2015 : 1,402

Overall AVG. Month: 242

Monthly Filings Summary



January --- June Filings

1,575

2014

1,402

2015

| | | | Jan | Feb | Mar | Apr | May | <u>Jun</u> | Jul | Aug | Sep | Oct | Nov | Dec | Thru Jun | % Change | Trending | Total |
|------|--|--|-----|-----|-----|-----|-----|------------|-----|-----|-----|-----|-----|-----|----------|----------|----------|-------|
| 2014 | | | 258 | 242 | 269 | 323 | 287 | 196 | 239 | 199 | 275 | 246 | 187 | 225 | 1,575 | | | 2,946 |
| 2015 | | | 232 | 267 | 223 | 326 | 191 | 163 | - | - | - | - | - | - | 1,402 | -11.0% | ▼ | 1,402 |

| | | | Jan | Feb | Mar | Apr | May | <u>Jun</u> | Jul | Aug | Sep | Oct | Nov | Dec | Thru Jun | % Change | Trending | Total |
|----------|--|------|-----|-----|-----|-----|-----|------------|-----|-----|-----|-----|-----|-----|----------|----------|----------|-------|
| Civil | Administrative Law | 2014 | - | - | - | - | - | - | 1 | - | - | 1 | - | - | 0 | | | 2 |
| | | 2015 | - | - | - | - | 1 | - | - | - | - | - | - | - | 1 | 0.0% | ↔ | 1 |
| | Contested Divorce | 2014 | 10 | 7 | 12 | 12 | 9 | 5 | 6 | 12 | 9 | 8 | 5 | 13 | 55 | | | 108 |
| | | 2015 | 8 | 12 | 10 | 10 | 4 | 10 | - | - | - | - | - | - | 54 | -1.8% | ▼ | 54 |
| | Domestic and Family - Level 1 | 2014 | - | 11 | 6 | 2 | 5 | 6 | 4 | 7 | 5 | 5 | 5 | 28 | 30 | | | 84 |
| | | 2015 | 1 | 1 | 6 | 5 | 11 | 11 | - | - | - | - | - | - | 35 | 16.7% | ▲ | 35 |
| | Domestic and Family - Level 2 | 2014 | - | 3 | 2 | 3 | 7 | 2 | 4 | 1 | - | 2 | 1 | - | 17 | | | 25 |
| | | 2015 | - | - | 12 | 2 | 4 | 2 | - | - | - | - | - | - | 20 | 17.6% | ▲ | 20 |
| | General Civil - Level 1 | 2014 | - | 1 | 1 | - | - | - | 1 | - | 1 | 1 | 2 | - | 2 | | | 7 |
| | | 2015 | - | - | - | - | 1 | - | - | - | - | - | - | - | 1 | -50.0% | ▼ | 1 |
| | General Civil - Level 2 | 2014 | 6 | 2 | 7 | 4 | 6 | 8 | 6 | 5 | 10 | 3 | 4 | 4 | 33 | | | 65 |
| | | 2015 | 1 | 6 | 6 | 8 | 7 | 4 | - | - | - | - | - | - | 32 | -3.0% | ▼ | 32 |
| | General Civil - Level 3 | 2014 | - | 1 | 2 | 2 | 1 | 2 | 2 | 1 | 4 | 1 | 2 | 6 | 8 | | | 24 |
| | | 2015 | 1 | - | 2 | 3 | 3 | 2 | - | - | - | - | - | - | 11 | 37.5% | ▲ | 11 |
| | Probates/Wills and Trusts | 2014 | - | - | - | - | - | - | - | 1 | - | - | - | - | 0 | | | 1 |
| | Probates/Wills and Trusts - Level 2 | 2014 | - | - | 2 | 1 | 1 | - | - | - | - | - | - | 1 | 4 | 0.0% | ↔ | 5 |
| | | 2015 | 2 | - | 1 | 1 | - | - | - | - | - | - | - | - | 4 | 0.0% | ↔ | 4 |
| | Protective Orders | 2014 | - | - | - | - | - | 4 | 3 | 1 | 1 | - | 1 | 1 | 4 | | | 11 |
| | | 2015 | 1 | 4 | - | - | 1 | - | - | - | - | - | - | - | 6 | 50.0% | ▲ | 6 |
| | Uncontested Divorce | 2014 | 14 | 17 | 16 | 22 | 21 | 21 | 11 | 24 | 17 | 24 | 21 | 13 | 111 | | | 221 |
| | | 2015 | 8 | 16 | 22 | 28 | 21 | 15 | - | - | - | - | - | - | 110 | -0.9% | ▼ | 110 |
| Criminal | Misdemeanor | 2014 | 14 | 3 | 18 | 18 | 15 | 13 | 25 | 21 | 14 | 24 | 16 | 12 | 81 | | | 193 |
| | | 2015 | 15 | 11 | 14 | 29 | 17 | 13 | - | - | - | - | - | - | 99 | 22.2% | ▲ | 99 |
| | Non-Capital Felonies and Related Matters | 2014 | 82 | 37 | 41 | 107 | 124 | 47 | 69 | 31 | 89 | 77 | 52 | 44 | 438 | | | 800 |
| | | 2015 | 83 | 75 | 24 | 162 | 67 | 47 | - | - | - | - | - | - | 458 | 4.6% | ▲ | 458 |
| Other | Other Criminally Related Matters | 2014 | 8 | 2 | 10 | 7 | 4 | 4 | 4 | - | 4 | 2 | 4 | - | 35 | | | 49 |
| | | 2015 | 10 | 5 | 13 | 4 | 1 | 4 | - | - | - | - | - | - | 37 | 5.7% | ▲ | 37 |
| | Miscellaneous | 2014 | 96 | 86 | 95 | 92 | 69 | 48 | 52 | 72 | 64 | 58 | 46 | 53 | 486 | | | 831 |
| | | 2015 | 77 | 66 | 72 | 62 | 53 | 55 | - | - | - | - | - | - | 385 | -20.8% | ▼ | 385 |
| | Other | 2014 | 28 | 72 | 57 | 53 | 25 | 36 | 51 | 23 | 57 | 40 | 28 | 50 | 271 | | | 520 |
| | | 2015 | 25 | 71 | 41 | 12 | - | - | - | - | - | - | - | - | 149 | -45.0% | ▼ | 149 |

Court: Winchester Circuit

Start/End Date: Jan-14 / Jun-15

2014 Average Month: 207

Jan-Jun 2014: 1,269

Filings Trending: Upward ▲

Circuit/Court ID: 26 226840

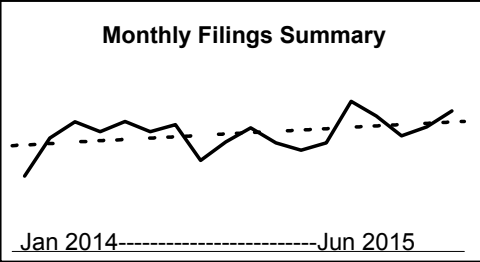
Type of Case: Filings

2015 Average Month:238

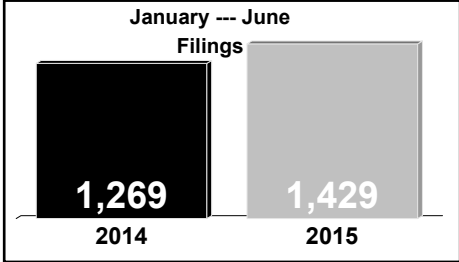
Jan-Jun 2015 : 1,429

Overall AVG. Month: 218

Monthly Filings Summary



January --- June Filings



| | Jan | Feb | Mar | Apr | May | <u>Jun</u> | Jul | Aug | Sep | Oct | Nov | Dec | Thru Jun | % Change | Trending | Total |
|------|-----|-----|-----|-----|-----|------------|-----|-----|-----|-----|-----|-----|----------|----------|----------|-------|
| 2014 | 139 | 209 | 239 | 221 | 240 | 221 | 234 | 168 | 202 | 228 | 200 | 187 | 1,269 | | | 2,488 |
| 2015 | 200 | 277 | 250 | 213 | 230 | 259 | - | - | - | - | - | - | 1,429 | 12.6% | ▲ | 1,429 |

| | | | Jan | Feb | Mar | Apr | May | <u>Jun</u> | Jul | Aug | Sep | Oct | Nov | Dec | Thru Jun | % Change | Trending | Total |
|----------|--|------|-----|-----|-----|-----|-----|------------|-----|-----|-----|-----|-----|-----|----------|----------|----------|-------|
| Civil | Administrative Law | 2015 | - | - | - | - | - | 1 | - | - | - | - | - | - | 1 | | | 1 |
| | Contested Divorce | 2014 | 3 | 6 | 7 | 12 | 6 | 6 | 3 | 5 | 5 | 6 | 4 | 1 | 40 | | | 64 |
| | | 2015 | 9 | 5 | 6 | 3 | 3 | 9 | - | - | - | - | - | - | 35 | -12.5% | ▼ | 35 |
| | Domestic and Family - Level 1 | 2014 | 1 | 2 | 4 | 4 | 1 | 1 | - | 2 | 1 | 12 | - | 1 | 13 | | | 29 |
| | | 2015 | 4 | - | - | - | 5 | 13 | - | - | - | - | - | - | 22 | 69.2% | ▲ | 22 |
| | Domestic and Family - Level 2 | 2014 | - | 2 | 2 | 1 | - | 3 | 1 | 1 | 6 | - | 2 | 1 | 8 | | | 19 |
| | | 2015 | 3 | 1 | 2 | 3 | 1 | 3 | - | - | - | - | - | - | 13 | 62.5% | ▲ | 13 |
| | General Civil - Level 1 | 2014 | - | - | - | 1 | 1 | 1 | - | 1 | - | - | - | 1 | 3 | | | 5 |
| | | 2015 | 1 | 1 | 1 | 1 | - | - | - | - | - | - | - | - | 4 | 33.3% | ▲ | 4 |
| | General Civil - Level 2 | 2014 | 2 | 8 | 2 | 3 | 7 | 2 | 2 | 3 | 5 | 3 | 5 | 4 | 24 | | | 46 |
| | | 2015 | 5 | - | 20 | 5 | 4 | 4 | - | - | - | - | - | - | 38 | 58.3% | ▲ | 38 |
| | General Civil - Level 3 | 2014 | - | - | 1 | 1 | 1 | 1 | 4 | 1 | 2 | 2 | - | 1 | 4 | | | 14 |
| | | 2015 | 6 | - | 1 | 4 | 2 | 2 | - | - | - | - | - | - | 15 | 275.0% | ▲ | 15 |
| | Probates/Wills and Trusts | 2014 | - | 1 | - | - | - | - | 1 | - | 2 | - | - | - | 1 | | | 4 |
| | Probates/Wills and Trusts - Level 2 | 2014 | 1 | 1 | 1 | - | - | 1 | - | 1 | 1 | - | 2 | 1 | 4 | | | 9 |
| Criminal | | 2015 | 1 | - | 1 | - | 1 | 2 | - | - | - | - | - | - | 5 | 25.0% | ▲ | 5 |
| | Protective Orders | 2014 | - | - | - | - | - | - | - | - | - | 1 | - | - | 0 | | | 1 |
| | Uncontested Divorce | 2014 | 9 | 9 | 8 | 9 | 7 | 14 | 10 | 10 | 9 | 5 | 11 | 11 | 56 | 0.0% | ↔ | 112 |
| | | 2015 | 9 | 10 | 4 | 12 | 7 | 8 | - | - | - | - | - | - | 50 | -10.7% | ▼ | 50 |
| | Misdemeanor | 2014 | 20 | 53 | 72 | 45 | 69 | 39 | 52 | 34 | 60 | 41 | 51 | 49 | 298 | | | 585 |
| Other | | 2015 | 31 | 46 | 43 | 39 | 46 | 46 | - | - | - | - | - | - | 251 | -15.8% | ▼ | 251 |
| | Non-Capital Felonies and Related Matters | 2014 | 65 | 80 | 101 | 95 | 120 | 118 | 119 | 78 | 83 | 121 | 101 | 85 | 579 | | | 1,166 |
| | | 2015 | 100 | 172 | 135 | 113 | 127 | 137 | - | - | - | - | - | - | 784 | 35.4% | ▲ | 784 |
| | Other Criminally Related Matters | 2014 | 3 | 5 | 5 | 2 | - | 2 | 6 | 2 | - | 7 | 2 | 5 | 17 | | | 39 |
| | | 2015 | 6 | 2 | 4 | 3 | 4 | 7 | - | - | - | - | - | - | 26 | 52.9% | ▲ | 26 |
| Other | Miscellaneous | 2014 | 33 | 39 | 35 | 43 | 27 | 29 | 35 | 29 | 25 | 28 | 21 | 26 | 206 | | | 370 |
| | | 2015 | 22 | 38 | 30 | 28 | 28 | 24 | - | - | - | - | - | - | 170 | -17.5% | ▼ | 170 |
| | Other | 2014 | 2 | 3 | 1 | 5 | 1 | 4 | 1 | 1 | 3 | 2 | 1 | 1 | 16 | | | 25 |
| | | 2015 | 3 | 2 | 3 | 2 | 2 | 3 | - | - | - | - | - | - | 15 | -6.3% | ▼ | 15 |

Court: Bland Circuit

Start/End Date: Jan-14 / Jun-15

2014 Average Month: 34

Jan-Jun 2014: 235

Filings Trending: Downward ▼

Circuit/Court ID: 27 227021


Type of Case: Filings

2015 Average Month:25

Jan-Jun 2015 : 152


Overall AVG. Month: 31

Monthly Filings Summary



Jan 2014-----Jun 2015

January --- June Filings



235 2014 152 2015

| | Jan | Feb | Mar | Apr | May | <u>Jun</u> | Jul | Aug | Sep | Oct | Nov | Dec | Thru Jun | % Change | Trending | Total |
|------|-----|-----|-----|-----|-----|------------|-----|-----|-----|-----|-----|-----|----------|----------|----------|-------|
| 2014 | 33 | 37 | 36 | 50 | 32 | 47 | 16 | 34 | 52 | 34 | 21 | 19 | 235 | | | 411 |
| 2015 | 20 | 32 | 29 | 24 | 28 | 19 | - | - | - | - | - | - | 152 | -35.3% | ▼ | 152 |

| | | | Jan | Feb | Mar | Apr | May | <u>Jun</u> | Jul | Aug | Sep | Oct | Nov | Dec | Thru Jun | % Change | Trending | Total |
|----------|--|------|------|-----|-----|-----|-----|------------|-----|-----|-----|-----|-----|-----|----------|----------|----------|-------|
| Civil | Administrative Law | 2014 | - | - | - | - | - | - | - | - | - | - | - | 1 | 0 | | | 1 |
| | Contested Divorce | 2014 | 4 | - | 3 | - | - | 2 | - | - | 1 | 2 | - | - | 9 | 0.0% | ↔ | 12 |
| | | 2015 | 1 | - | - | 2 | - | - | - | - | - | - | - | - | 3 | -66.7% | ▼ | 3 |
| | Domestic and Family - Level 1 | 2014 | - | - | - | - | - | 1 | - | - | 2 | - | - | - | 1 | | ▲ | 3 |
| | | 2015 | - | - | - | 3 | - | 1 | - | - | - | - | - | - | 4 | 300.0% | ▲ | 4 |
| | Domestic and Family - Level 2 | 2014 | 1 | - | - | - | - | - | - | - | - | - | - | - | 1 | | | 1 |
| | | 2015 | - | - | 1 | - | 2 | - | - | - | - | - | - | - | 3 | 200.0% | ▲ | 3 |
| | General Civil - Level 2 | 2014 | - | - | - | 1 | - | 1 | - | - | 2 | 1 | - | 1 | 2 | | | 6 |
| | | 2015 | - | 1 | - | 2 | - | 1 | - | - | - | - | - | - | 4 | 100.0% | ▲ | 4 |
| | General Civil - Level 3 | 2014 | - | - | - | 1 | 1 | - | - | - | - | - | - | 1 | 2 | | | 3 |
| | | 2015 | 1 | - | - | - | 1 | - | - | - | - | - | - | - | 2 | 0.0% | ↔ | 2 |
| | Probates/Wills and Trusts - Level 2 | 2014 | - | 1 | - | - | 1 | - | - | - | - | - | 1 | 2 | 2 | | | 5 |
| Criminal | | 2015 | - | - | 1 | - | - | - | - | - | - | - | - | - | 1 | -50.0% | ▼ | 1 |
| | Uncontested Divorce | 2014 | 3 | - | 3 | 1 | 2 | 5 | 1 | 3 | 3 | - | 2 | 1 | 14 | | | 24 |
| | | 2015 | 3 | 3 | 1 | 1 | 1 | 3 | - | - | - | - | - | - | 12 | -14.3% | ▼ | 12 |
| | Misdemeanor | 2014 | - | 1 | 2 | 1 | 1 | 1 | - | 2 | 1 | - | 3 | - | 6 | | | 12 |
| | | 2015 | - | 3 | - | 1 | - | - | - | - | - | - | - | - | 4 | -33.3% | ▼ | 4 |
| | Non-Capital Felonies and Related Matters | 2014 | 2 | 11 | 3 | 5 | 9 | 20 | 1 | 9 | 25 | 4 | 4 | 2 | 50 | | | 95 |
| Other | | 2015 | 2 | 1 | 4 | 2 | 8 | 3 | - | - | - | - | - | - | 20 | -60.0% | ▼ | 20 |
| | Other Criminally Related Matters | 2014 | - | 2 | - | 2 | 2 | - | 1 | 6 | 1 | - | - | - | 6 | | | 14 |
| | | 2015 | - | 1 | - | - | 1 | - | - | - | - | - | - | - | 2 | -66.7% | ▼ | 2 |
| | Miscellaneous | 2014 | 23 | 22 | 25 | 39 | 16 | 16 | 12 | 14 | 17 | 27 | 11 | 11 | 141 | | | 233 |
| | | 2015 | 13 | 23 | 22 | 13 | 15 | 10 | - | - | - | - | - | - | 96 | -31.9% | ▼ | 96 |
| | Other | 2014 | - | - | - | - | - | 1 | 1 | - | - | - | - | - | 1 | | | 2 |
| | | | 2015 | - | - | - | - | 1 | - | - | - | - | - | - | 1 | 0.0% | ↔ | 1 |

Court: Carroll Circuit

Start/End Date: Jan-14 / Jun-15

2014 Average Month: 229

Jan-Jun 2014: 1,477

Filings Trending: Downward ▼

Circuit/Court ID: 27 227035

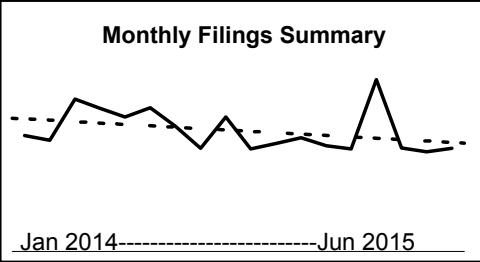
Type of Case: Filings

2015 Average Month:211

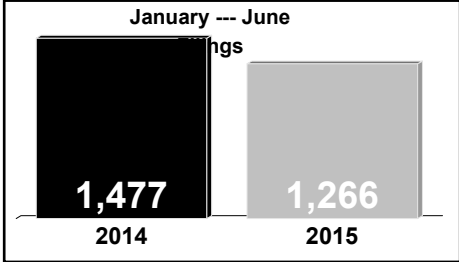
Jan-Jun 2015 : 1,266

Overall AVG. Month: 223

Monthly Filings Summary



January --- June



| | Jan | Feb | Mar | Apr | May | <u>Jun</u> | Jul | Aug | Sep | Oct | Nov | Dec | Thru Jun | % Change | Trending | Total |
|------|-----|-----|-----|-----|-----|------------|-----|-----|-----|-----|-----|-----|----------|----------|----------|-------|
| 2014 | 214 | 205 | 281 | 264 | 248 | 265 | 231 | 190 | 248 | 189 | 199 | 210 | 1,477 | | | 2,744 |
| 2015 | 195 | 189 | 317 | 191 | 184 | 190 | - | - | - | - | - | - | 1,266 | -14.3% | ▼ | 1,266 |

| | | | Jan | Feb | Mar | Apr | May | <u>Jun</u> | Jul | Aug | Sep | Oct | Nov | Dec | Thru Jun | % Change | Trending | <u>Total</u> |
|----------|--|------|-----|-----|-----|-----|-----|------------|-----|-----|-----|-----|-----|-----|----------|----------|----------|--------------|
| Civil | Administrative Law | 2014 | - | - | 1 | - | - | - | - | 1 | - | - | - | - | 1 | | | 2 |
| | | 2015 | | 1 | - | - | 1 | - | - | - | - | - | - | - | 2 | 100.0% | ▲ | 2 |
| | Contested Divorce | 2014 | 1 | 5 | 6 | 2 | 5 | 1 | 5 | 3 | 2 | 3 | 2 | 3 | 20 | | | 38 |
| | | 2015 | 2 | 4 | 4 | 5 | 4 | 3 | - | - | - | - | - | - | 22 | 10.0% | ▲ | 22 |
| | Domestic and Family - Level 1 | 2014 | 4 | - | 3 | 5 | 5 | 1 | 12 | 2 | 19 | 2 | 5 | - | 18 | | | 58 |
| | | 2015 | - | - | 1 | 5 | 1 | 5 | - | - | - | - | - | - | 12 | -33.3% | ▼ | 12 |
| | Domestic and Family - Level 2 | 2014 | 2 | 1 | 5 | 2 | 4 | 7 | - | 1 | 2 | 1 | 2 | 2 | 21 | | | 29 |
| | | 2015 | 1 | 2 | 4 | - | 1 | 1 | - | - | - | - | - | - | 9 | -57.1% | ▼ | 9 |
| | General Civil - Level 1 | 2014 | 2 | 2 | 1 | 1 | - | - | - | - | 1 | - | - | - | 6 | | | 7 |
| | | 2015 | - | - | 1 | - | - | - | - | - | - | - | - | - | 1 | -83.3% | ▼ | 1 |
| | General Civil - Level 2 | 2014 | 2 | 5 | 4 | 4 | 5 | 4 | 8 | 6 | 3 | 3 | 2 | 3 | 24 | | | 49 |
| | | 2015 | 3 | 2 | 15 | 4 | 11 | 6 | - | - | - | - | - | - | 41 | 70.8% | ▲ | 41 |
| | General Civil - Level 3 | 2014 | 2 | 4 | 11 | 3 | 2 | 4 | 4 | 6 | 1 | - | 3 | - | 26 | | | 40 |
| | | 2015 | - | - | 3 | 1 | 3 | 1 | - | - | - | - | - | - | 8 | -69.2% | ▼ | 8 |
| | Probates/Wills and Trusts - Level 1 | 2014 | - | - | - | - | - | - | - | 1 | - | - | - | - | 0 | | | 1 |
| | | 2015 | - | - | - | 2 | - | 1 | - | - | - | - | - | - | 3 | 0.0% | ↔ | 3 |
| | Probates/Wills and Trusts - Level 2 | 2014 | - | 3 | 10 | 3 | 7 | 3 | 5 | 4 | 2 | 7 | 4 | - | 26 | | | 48 |
| | | 2015 | 2 | 3 | 1 | 2 | 2 | - | - | - | - | - | - | - | 10 | -61.5% | ▼ | 10 |
| | Protective Orders | 2015 | - | 1 | - | - | - | - | - | - | - | - | - | - | 1 | | | 1 |
| | Uncontested Divorce | 2014 | 5 | 9 | 13 | 12 | 15 | 11 | 9 | 7 | 11 | 11 | 4 | 9 | 65 | | | 116 |
| | | 2015 | 5 | 12 | 13 | 6 | 14 | 1 | - | - | - | - | - | - | 51 | -21.5% | ▼ | 51 |
| Criminal | Misdemeanor | 2014 | 10 | 4 | 9 | 15 | 14 | 11 | 14 | 6 | 21 | 3 | 9 | 5 | 63 | | | 121 |
| | | 2015 | 11 | 11 | 20 | 10 | 7 | 13 | - | - | - | - | - | - | 72 | 14.3% | ▲ | 72 |
| | Non-Capital Felonies and Related Matters | 2014 | 80 | 44 | 88 | 90 | 80 | 129 | 55 | 66 | 103 | 72 | 42 | 63 | 511 | | | 912 |
| | | 2015 | 52 | 54 | 101 | 40 | 66 | 54 | - | - | - | - | - | - | 367 | -28.2% | ▼ | 367 |
| | Other Criminally Related Matters | 2014 | 11 | 7 | 9 | 34 | 14 | 18 | 25 | 6 | 22 | 3 | 10 | 22 | 93 | | | 181 |
| Other | Miscellaneous | 2015 | 12 | 3 | 22 | 5 | 8 | 11 | - | - | - | - | - | - | 61 | -34.4% | ▼ | 61 |
| | | 2014 | 78 | 98 | 92 | 71 | 75 | 53 | 77 | 66 | 43 | 63 | 41 | 88 | 467 | | | 845 |
| | Other | 2015 | 88 | 74 | 105 | 90 | 45 | 70 | - | - | - | - | - | - | 472 | 1.1% | ▲ | 472 |
| | | 2014 | 17 | 23 | 29 | 22 | 22 | 23 | 17 | 15 | 18 | 21 | 75 | 15 | 136 | | | 297 |
| | | 2015 | 19 | 22 | 27 | 21 | 21 | 24 | - | - | - | - | - | 134 | -1.5% | ▼ | 134 | |

Court: Floyd Circuit

Start/End Date: Jan-14 / Jun-15

2014 Average Month: 84

Jan-Jun 2014: 471

Filings Trending: Downward ▼

Circuit/Court ID: 27 227063

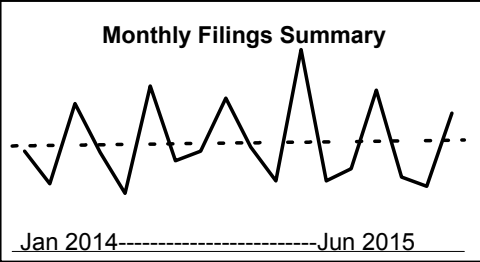
Type of Case: Filings

2015 Average Month:73

Jan-Jun 2015 : 437

Overall AVG. Month: 80

Monthly Filings Summary



January --- June Filings

471

2014

437

2015

| | Jan | Feb | Mar | Apr | May | <u>Jun</u> | Jul | Aug | Sep | Oct | Nov | Dec | Thru Jun | % Change | Trending | Total |
|------|-----|-----|-----|-----|-----|------------|-----|-----|-----|-----|-----|-----|----------|----------|----------|-------|
| 2014 | 74 | 50 | 109 | 73 | 43 | 122 | 67 | 74 | 113 | 77 | 52 | 149 | 471 | | | 1,003 |
| 2015 | 52 | 61 | 119 | 55 | 48 | 102 | - | - | - | - | - | - | 437 | -7.2% | ▼ | 437 |

| | | | Jan | Feb | Mar | Apr | May | <u>Jun</u> | Jul | Aug | Sep | Oct | Nov | Dec | Thru Jun | % Change | Trending | Total |
|----------|--|------|-----|-----|-----|-----|-----|------------|-----|-----|-----|-----|-----|-----|----------|----------|----------|-------|
| Civil | Contested Divorce | 2014 | - | 1 | 4 | 8 | - | - | 3 | 1 | - | 1 | 1 | - | 13 | | | 19 |
| | | 2015 | 3 | 2 | 3 | 3 | 2 | 2 | - | - | - | - | - | - | 15 | 15.4% | ▲ | 15 |
| | Domestic and Family - Level 1 | 2014 | - | - | - | - | 2 | 2 | 10 | 4 | - | 2 | 10 | - | 4 | | | 30 |
| | | 2015 | - | - | - | 6 | - | 2 | - | - | - | - | - | - | 8 | 100.0% | ▲ | 8 |
| | Domestic and Family - Level 2 | 2014 | 2 | 1 | - | - | 1 | - | 1 | - | - | - | - | - | 4 | | | 5 |
| | | 2015 | 1 | - | - | 2 | 2 | - | - | - | - | - | - | - | 5 | 25.0% | ▲ | 5 |
| | General Civil - Level 1 | 2014 | 1 | - | 1 | - | - | - | - | - | - | 1 | - | - | 2 | | | 3 |
| | | 2015 | 1 | 1 | - | - | - | - | - | - | - | - | - | - | 2 | 0.0% | ↔ | 2 |
| | General Civil - Level 2 | 2014 | 2 | 3 | - | - | - | 1 | 2 | 1 | - | 3 | - | 1 | 6 | | | 13 |
| | | 2015 | - | 1 | - | 1 | - | - | - | - | - | - | - | - | 2 | -66.7% | ▼ | 2 |
| | General Civil - Level 3 | 2014 | 1 | 1 | 1 | 1 | - | 1 | 9 | 6 | - | 1 | 1 | - | 5 | | | 22 |
| | | 2015 | 1 | 1 | 1 | 3 | 1 | - | - | - | - | - | - | - | 7 | 40.0% | ▲ | 7 |
| Criminal | Probates/Wills and Trusts | 2014 | - | - | - | - | - | - | - | 1 | - | - | - | - | 0 | | | 1 |
| | Probates/Wills and Trusts - Level 2 | 2014 | - | 1 | - | 1 | - | - | 1 | - | 1 | - | - | 1 | 2 | 0.0% | ↔ | 5 |
| | | 2015 | 3 | - | 2 | 1 | - | - | - | - | - | - | - | - | 6 | 200.0% | ▲ | 6 |
| | Uncontested Divorce | 2014 | 4 | 3 | 1 | 2 | 1 | 3 | 3 | 5 | 4 | 5 | 3 | 5 | 14 | | | 39 |
| | | 2015 | 5 | 5 | 4 | 2 | 4 | 7 | - | - | - | - | - | - | 27 | 92.9% | ▲ | 27 |
| | Misdemeanor | 2014 | 8 | 5 | 18 | 10 | 8 | 15 | 1 | 5 | 12 | 8 | - | 7 | 64 | | | 97 |
| Other | | 2015 | 1 | - | 5 | - | 4 | 3 | - | - | - | - | - | - | 13 | -79.7% | ▼ | 13 |
| | Non-Capital Felonies and Related Matters | 2014 | 16 | 3 | 32 | 10 | 12 | 68 | 11 | 8 | 71 | 8 | 4 | 88 | 141 | | | 331 |
| | | 2015 | 8 | 4 | 71 | 10 | 9 | 57 | - | - | - | - | - | - | 159 | 12.8% | ▲ | 159 |
| | Other Criminally Related Matters | 2014 | 1 | 2 | - | 2 | 1 | - | 2 | 2 | 1 | 1 | 5 | 4 | 6 | | | 21 |
| | | 2015 | - | 4 | - | - | 1 | - | - | - | - | - | - | - | 5 | -16.7% | ▼ | 5 |
| | Miscellaneous | 2014 | 39 | 29 | 51 | 39 | 18 | 32 | 24 | 41 | 24 | 47 | 28 | 43 | 208 | | | 415 |
| Other | | 2015 | 29 | 43 | 33 | 27 | 25 | 31 | - | - | - | - | - | - | 188 | -9.6% | ▼ | 188 |
| | Other | 2014 | - | 1 | 1 | - | - | - | - | - | - | - | - | - | 2 | | | 2 |

Court: Giles Circuit

Start/End Date: Jan-14 / Jun-15

2014 Average Month: 116

Jan-Jun 2014: 714

Filings Trending: Downward ▼

Circuit/Court ID: 27 227071


Type of Case: Filings

2015 Average Month:101

Jan-Jun 2015 : 608


Overall AVG. Month: 111

Monthly Filings Summary



Jan 2014-----Jun 2015

January --- June Filings



714 608

2014 2015

| | Jan | Feb | Mar | Apr | May | <u>Jun</u> | Jul | Aug | Sep | Oct | Nov | Dec | Thru Jun | % Change | Trending | Total |
|------|-----|-----|-----|-----|-----|------------|-----|-----|-----|-----|-----|-----|----------|----------|----------|-------|
| 2014 | 124 | 111 | 139 | 137 | 109 | 94 | 115 | 116 | 109 | 210 | 70 | 61 | 714 | | | 1,395 |
| 2015 | 106 | 96 | 119 | 115 | 83 | 89 | - | - | - | - | - | - | 608 | -14.8% | ▼ | 608 |

| | | | Jan | Feb | Mar | Apr | May | <u>Jun</u> | Jul | Aug | Sep | Oct | Nov | Dec | Thru Jun | % Change | Trending | Total |
|----------|--|------|-----|-----|-----|-----|-----|------------|-----|-----|-----|-----|-----|-----|----------|----------|----------|-------|
| Civil | Contested Divorce | 2014 | 1 | 1 | 2 | 2 | 2 | 3 | 1 | - | - | 2 | 1 | - | 11 | | | 15 |
| | | 2015 | 1 | - | 3 | 3 | 3 | 2 | - | - | - | - | - | - | 12 | 9.1% | ▲ | 12 |
| | Domestic and Family - Level 1 | 2014 | 9 | 1 | 6 | - | 3 | 7 | - | 3 | 11 | - | 1 | 1 | 26 | | | 42 |
| | | 2015 | 10 | 16 | 1 | 1 | 1 | 3 | - | - | - | - | - | - | 32 | 23.1% | ▲ | 32 |
| | Domestic and Family - Level 2 | 2014 | - | - | 3 | - | 1 | 1 | 3 | - | - | - | 2 | 3 | 5 | | | 13 |
| | | 2015 | 1 | - | 6 | - | 5 | - | - | - | - | - | - | - | 12 | 140.0% | ▲ | 12 |
| | General Civil - Level 1 | 2014 | - | - | 1 | - | - | - | - | - | - | - | 1 | 1 | 1 | | | 3 |
| | | 2015 | 1 | 2 | 1 | 3 | 4 | 4 | 2 | 4 | 1 | 1 | 2 | - | 15 | | | 25 |
| | General Civil - Level 2 | 2014 | 1 | 2 | - | 3 | - | 2 | - | - | - | - | - | - | 8 | -46.7% | ▼ | 8 |
| | | 2015 | 1 | 2 | - | 3 | - | 2 | - | - | - | - | - | - | 8 | | | 8 |
| | General Civil - Level 3 | 2014 | 9 | 5 | 1 | - | - | 1 | 1 | 7 | - | 1 | - | - | 16 | | | 25 |
| | | 2015 | - | 1 | - | 1 | - | - | - | - | - | - | - | - | 2 | -87.5% | ▼ | 2 |
| | Infraction/ Civil Violation | 2014 | - | - | 1 | - | - | - | - | - | - | - | - | - | 1 | | | 1 |
| | | 2015 | - | - | 1 | - | - | - | - | - | - | - | - | - | 1 | | | 1 |
| Criminal | Probates/Wills and Trusts - Level 2 | 2014 | 1 | 3 | 2 | 2 | 1 | 4 | 1 | 1 | - | 2 | - | - | 13 | | | 17 |
| | | 2015 | 1 | 3 | - | - | 1 | 2 | - | - | - | - | - | - | 7 | -46.2% | ▼ | 7 |
| | Protective Orders | 2014 | - | - | - | - | - | - | - | - | - | - | 1 | 1 | 0 | | | 2 |
| | | 2015 | - | 1 | - | - | - | - | - | - | - | - | - | - | 1 | 0.0% | ↔ | 1 |
| | Uncontested Divorce | 2014 | 3 | 1 | 8 | 3 | 6 | 1 | 4 | 1 | 6 | 2 | 6 | 2 | 22 | | | 43 |
| | | 2015 | 5 | 2 | 7 | 3 | 5 | 6 | - | - | - | - | - | - | 28 | 27.3% | ▲ | 28 |
| | Misdemeanor | 2014 | 9 | 2 | 6 | 11 | 4 | 4 | 15 | 4 | 4 | 12 | 4 | 2 | 36 | | | 77 |
| | | 2015 | 9 | 9 | 10 | 6 | 10 | 6 | - | - | - | - | - | - | 50 | 38.9% | ▲ | 50 |
| | Non-Capital Felonies and Related Matters | 2014 | 58 | 46 | 54 | 67 | 44 | 46 | 50 | 71 | 47 | 159 | 31 | 17 | 315 | | | 690 |
| | | 2015 | 50 | 26 | 47 | 42 | 33 | 34 | - | - | - | - | - | - | 232 | -26.3% | ▼ | 232 |
| | Other Criminally Related Matters | 2014 | 5 | 2 | 5 | 2 | 7 | - | 7 | 6 | 7 | 3 | 2 | - | 21 | | | 46 |
| | | 2015 | 1 | 5 | 1 | 16 | - | 8 | - | - | - | - | - | - | 31 | 47.6% | ▲ | 31 |
| Other | Miscellaneous | 2014 | 28 | 47 | 50 | 47 | 37 | 23 | 31 | 19 | 33 | 28 | 19 | 34 | 232 | | | 396 |
| | | 2015 | 27 | 31 | 43 | 40 | 24 | 26 | - | - | - | - | - | - | 191 | -17.7% | ▼ | 191 |
| | Other | 2014 | - | 1 | - | - | - | - | - | - | - | - | - | - | 1 | | | 1 |
| | | 2015 | - | - | - | - | 1 | - | - | - | - | - | - | - | 1 | 0.0% | ↔ | 1 |

Court: Grayson Circuit

Start/End Date: Jan-14 / Jun-15

2014 Average Month: 99

Jan-Jun 2014: 605

Filings Trending: Upward ▲

Circuit/Court ID: 27 227077

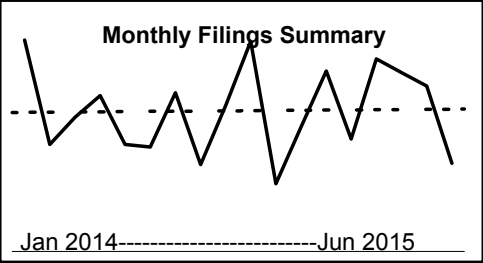
Type of Case: Filings

2015 Average Month:113

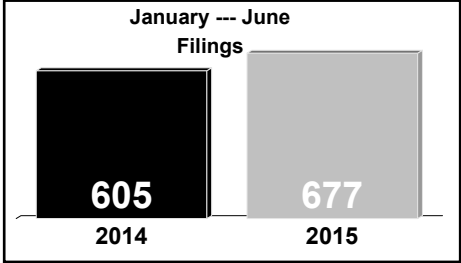
Jan-Jun 2015 : 677

Overall AVG. Month: 104

Monthly Filings Summary



January --- June Filings



| | | | Jan | Feb | Mar | Apr | May | Jun | Jul | Aug | Sep | Oct | Nov | Dec | Thru Jun | % Change | Trending | Total |
|------|--|--|-----|-----|-----|-----|-----|-----|-----|-----|-----|-----|-----|-----|----------|----------|----------|-------|
| 2014 | | | 156 | 79 | 99 | 115 | 79 | 77 | 117 | 64 | 108 | 155 | 50 | 92 | 605 | | | 1,191 |
| 2015 | | | 133 | 83 | 142 | 132 | 122 | 65 | - | - | - | - | - | - | 677 | 11.9% | ▲ | 677 |

| | | | Jan | Feb | Mar | Apr | May | Jun | Jul | Aug | Sep | Oct | Nov | Dec | Thru Jun | % Change | Trending | Total |
|----------|--|------|-----|-----|-----|-----|-----|-----|-----|-----|-----|-----|-----|-----|----------|----------|----------|-------|
| Civil | Contested Divorce | 2014 | 2 | 4 | 3 | 1 | 3 | 1 | 3 | 1 | 4 | 2 | 3 | - | 14 | | | 27 |
| | | 2015 | 2 | 4 | 1 | 1 | 2 | 1 | - | - | - | - | - | - | 11 | -21.4% | ▼ | 11 |
| | Domestic and Family - Level 1 | 2014 | 2 | 2 | - | - | - | 1 | - | 3 | 1 | 1 | - | 9 | 5 | | | 19 |
| | | 2015 | 2 | - | 7 | 6 | 5 | - | - | - | - | - | - | - | 20 | 300.0% | ▲ | 20 |
| | Domestic and Family - Lev | 2014 | - | - | - | - | - | - | - | 1 | - | - | - | - | 0 | | | 1 |
| | General Civil - Level 1 | 2014 | 1 | - | - | - | - | - | - | - | - | - | - | - | 1 | 0.0% | ↔ | 1 |
| | | 2015 | - | - | 1 | - | - | - | - | - | - | - | - | - | 1 | 0.0% | ↔ | 1 |
| | General Civil - Level 2 | 2014 | 1 | 2 | - | 1 | 1 | 1 | 2 | 1 | 2 | 6 | - | 3 | 6 | | | 20 |
| | | 2015 | 2 | - | 3 | 3 | 3 | 2 | - | - | - | - | - | - | 13 | 116.7% | ▲ | 13 |
| | General Civil - Level 3 | 2014 | - | - | 1 | - | 1 | 2 | 1 | - | 3 | - | - | 1 | 4 | | | 9 |
| | | 2015 | 2 | 3 | - | 1 | - | - | - | - | - | - | - | - | 6 | 50.0% | ▲ | 6 |
| | Probates/Wills and Trusts - Level 2 | 2014 | - | 1 | 1 | - | 2 | - | 2 | - | 1 | - | - | 1 | 4 | | | 8 |
| | | 2015 | 1 | - | 3 | - | - | 1 | - | - | - | - | - | - | 5 | 25.0% | ▲ | 5 |
| | Protective Orders | 2014 | - | - | - | 1 | - | 1 | - | - | - | - | 1 | 1 | 2 | | | 4 |
| | | 2015 | - | 1 | - | - | 2 | - | - | - | - | - | - | - | 3 | 50.0% | ▲ | 3 |
| Criminal | Uncontested Divorce | 2014 | 1 | 3 | 10 | 3 | 6 | 4 | 5 | 7 | 4 | 3 | 4 | 1 | 27 | | | 51 |
| | | 2015 | 7 | 3 | 9 | 5 | 6 | 7 | - | - | - | - | - | - | 37 | 37.0% | ▲ | 37 |
| | Misdemeanor | 2014 | 12 | 6 | 5 | 5 | 10 | 7 | 16 | 4 | 8 | 12 | 3 | 4 | 45 | | | 92 |
| | | 2015 | 5 | 12 | 6 | 6 | 21 | 5 | - | - | - | - | - | - | 55 | 22.2% | ▲ | 55 |
| Other | Non-Capital Felonies and Related Matters | 2014 | 96 | 16 | 17 | 49 | 22 | 43 | 51 | 24 | 26 | 77 | 8 | 25 | 243 | | | 454 |
| | | 2015 | 69 | 11 | 41 | 45 | 45 | 11 | - | - | - | - | - | - | 222 | -8.6% | ▼ | 222 |
| | Other Criminally Related Matters | 2014 | 3 | - | - | 3 | 2 | - | - | 1 | 9 | 1 | - | - | 8 | | | 19 |
| | | 2015 | - | 1 | 3 | 1 | - | 1 | - | - | - | - | - | - | 6 | -25.0% | ▼ | 6 |
| Other | Miscellaneous | 2014 | 38 | 43 | 62 | 51 | 31 | 16 | 36 | 21 | 47 | 51 | 31 | 47 | 241 | | | 474 |
| | | 2015 | 43 | 48 | 68 | 63 | 36 | 36 | - | - | - | - | - | - | 294 | 22.0% | ▲ | 294 |
| | Other | 2014 | - | 2 | - | 1 | 1 | 1 | 1 | 1 | 3 | 2 | - | - | 5 | | | 12 |
| | | | - | - | - | 1 | 2 | 1 | - | - | - | - | - | - | 4 | -20.0% | ▼ | 4 |

Court: Montgomery Circuit

Start/End Date: Jan-14 / Jun-15

2014 Average Month: 360

Jan-Jun 2014: 2,347

Filings Trending: Downward ▼

Circuit/Court ID: 27 227121


Type of Case: Filings

2015 Average Month:381

Jan-Jun 2015 : 2,284

Overall AVG. Month: 367

Monthly Filings Summary



Jan 2014-----Jun 2015

January --- June Filings

2,347

2014

2,284

2015

| | Jan | Feb | Mar | Apr | May | <u>Jun</u> | Jul | Aug | Sep | Oct | Nov | Dec | Thru Jun | % Change | Trending | Total |
|------|-----|-----|-----|-----|-----|------------|-----|-----|-----|-----|-----|-----|----------|----------|----------|-------|
| 2014 | 429 | 391 | 376 | 374 | 387 | 390 | 305 | 327 | 334 | 356 | 272 | 382 | 2,347 | | | 4,323 |
| 2015 | 353 | 327 | 437 | 497 | 288 | 382 | - | - | - | - | - | - | 2,284 | -2.7% | ▼ | 2,284 |

| | | | Jan | Feb | Mar | Apr | May | <u>Jun</u> | Jul | Aug | Sep | Oct | Nov | Dec | Thru Jun | % Change | Trending | <u>Total</u> |
|-------------------------------------|--|------|-----|-----|-----|-----|-----|------------|-----|-----|-----|-----|-----|-----|----------|----------|----------|--------------|
| Civil | Administrative Law | 2014 | - | 1 | - | - | - | - | - | 1 | 2 | - | - | - | 1 | | | 4 |
| | | 2015 | 1 | - | | | - | - | - | - | - | - | - | - | 1 | 0.0% | ↔ | 1 |
| | Contested Divorce | 2014 | 8 | 3 | 11 | 8 | 12 | 7 | 6 | 8 | 5 | 12 | 4 | 7 | 49 | | | 91 |
| | | 2015 | 10 | 9 | 10 | 15 | 8 | 13 | - | - | - | - | - | - | 65 | 32.7% | ▲ | 65 |
| | Domestic and Family - Level 1 | 2014 | 1 | 4 | 3 | 8 | 2 | 8 | 3 | 9 | 5 | 7 | 3 | 5 | 26 | | | 58 |
| | | 2015 | - | 3 | 9 | 6 | 7 | 7 | - | - | - | - | - | - | 32 | 23.1% | ▲ | 32 |
| | Domestic and Family - Level 2 | 2014 | 7 | - | 4 | 5 | 3 | 3 | 6 | 2 | 2 | 2 | - | - | 22 | | | 34 |
| | | 2015 | 2 | 1 | 4 | 3 | 1 | 3 | - | - | - | - | - | - | 14 | -36.4% | ▼ | 14 |
| | General Civil - Level 1 | 2014 | 3 | 1 | 1 | - | - | - | - | - | - | - | 2 | 3 | 5 | | | 10 |
| | | 2015 | - | 3 | - | - | - | 1 | - | - | - | - | - | - | 4 | -20.0% | ▼ | 4 |
| | General Civil - Level 2 | 2014 | 19 | 8 | 15 | 10 | 7 | 9 | 7 | 13 | 7 | 9 | 1 | 8 | 68 | | | 113 |
| | | 2015 | 6 | 6 | 19 | 14 | 9 | 16 | - | - | - | - | - | - | 70 | 2.9% | ▲ | 70 |
| | General Civil - Level 3 | 2014 | 2 | 2 | 5 | 1 | 14 | 5 | 4 | 6 | 6 | 4 | 3 | 8 | 29 | | | 60 |
| | | 2015 | 2 | 4 | 4 | 5 | 1 | 6 | - | - | - | - | - | - | 22 | -24.1% | ▼ | 22 |
| Probates/Wills and Trusts | 2014 | 1 | - | - | - | 1 | - | 1 | - | - | - | 2 | 1 | 2 | | | 6 | |
| Probates/Wills and Trusts - Level 2 | 2014 | 1 | 2 | 2 | 1 | 1 | 2 | 3 | 6 | 4 | 4 | 3 | 1 | 9 | | | 30 | |
| | 2015 | 4 | 3 | 4 | 3 | 1 | 3 | - | - | - | - | - | - | 18 | 100.0% | ▲ | 18 | |
| Uncontested Divorce | 2014 | 14 | 13 | 26 | 13 | 12 | 14 | 20 | 17 | 13 | 15 | 8 | 18 | 92 | | | 183 | |
| | 2015 | 14 | 22 | 21 | 27 | 19 | 13 | - | - | - | - | - | - | 116 | 26.1% | ▲ | 116 | |
| Criminal | Misdemeanor | 2014 | 40 | 41 | 29 | 28 | 43 | 92 | 26 | 26 | 25 | 20 | 22 | 40 | 273 | | | 432 |
| | | 2015 | 25 | 28 | 31 | 39 | 18 | 43 | - | - | - | - | - | - | 184 | -32.6% | ▼ | 184 |
| | Non-Capital Felonies and Related Matters | 2014 | 148 | 157 | 70 | 142 | 172 | 97 | 107 | 146 | 107 | 104 | 86 | 126 | 786 | | | 1,462 |
| | | 2015 | 110 | 43 | 93 | 122 | 57 | 77 | - | - | - | - | - | - | 502 | -36.1% | ▼ | 502 |
| Other Criminally Related Matters | 2014 | 9 | 9 | 12 | 15 | 4 | 10 | 4 | 9 | 10 | 9 | 10 | 10 | 59 | | | 111 | |
| | 2015 | 3 | 3 | 4 | 6 | 4 | 7 | - | - | - | - | - | - | 27 | -54.2% | ▼ | 27 | |
| Other | Miscellaneous | 2014 | 176 | 150 | 196 | 142 | 116 | 142 | 117 | 84 | 148 | 168 | 127 | 156 | 922 | | | 1,722 |
| | | 2015 | 154 | 136 | 145 | 164 | 119 | 144 | - | - | - | - | - | - | 862 | -6.5% | ▼ | 862 |
| | Other | 2014 | - | - | 2 | 1 | - | 1 | 1 | - | - | - | - | 2 | 4 | | | 7 |
| | | 2015 | 22 | 66 | 93 | 93 | 44 | 49 | - | - | - | - | - | 367 | 9,075.0% | ▲ | 367 | |

Court: Pulaski Circuit

Start/End Date: Jan-14 / Jun-15

2014 Average Month: 250

Jan-Jun 2014: 1,647

Filings Trending: Downward ▼

Circuit/Court ID: 27 227155

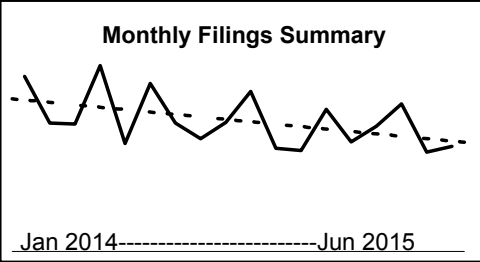
Type of Case: Filings

2015 Average Month:224

Jan-Jun 2015 : 1,344

Overall AVG. Month: 241

Monthly Filings Summary



January --- June Filings

1,647

2014

1,344

2015

| | Jan | Feb | Mar | Apr | May | <u>Jun</u> | Jul | Aug | Sep | Oct | Nov | Dec | Thru Jun | % Change | Trending | Total |
|------|-----|-----|-----|-----|-----|------------|-----|-----|-----|-----|-----|-----|----------|----------|----------|-------|
| 2014 | 323 | 237 | 235 | 343 | 199 | 310 | 237 | 208 | 238 | 295 | 190 | 186 | 1,647 | | | 3,001 |
| 2015 | 262 | 202 | 231 | 272 | 183 | 194 | - | - | - | - | - | - | 1,344 | -18.4% | ▼ | 1,344 |

| | | | Jan | Feb | Mar | Apr | May | <u>Jun</u> | Jul | Aug | Sep | Oct | Nov | Dec | Thru Jun | % Change | Trending | Total |
|----------|--|------|-----|-----|-----|-----|-----|------------|-----|-----|-----|-----|-----|-----|----------|----------|----------|-------|
| Civil | Administrative Law | 2014 | - | - | 1 | - | - | - | - | - | 3 | - | - | - | 1 | | | 4 |
| | Contested Divorce | 2014 | 3 | 4 | 5 | 3 | - | 1 | 9 | 1 | 3 | 3 | 5 | 5 | 16 | | | 42 |
| | | 2015 | 4 | 4 | 13 | 4 | 5 | 5 | - | - | - | - | - | - | 35 | 118.8% | ▲ | 35 |
| | Domestic and Family - Level 1 | 2014 | 8 | 3 | 2 | 4 | 4 | 8 | 4 | 9 | 9 | 8 | 8 | 9 | 29 | | | 76 |
| | | 2015 | 4 | - | 15 | 10 | 6 | 4 | - | - | - | - | - | - | 39 | 34.5% | ▲ | 39 |
| | Domestic and Family - Level 2 | 2014 | 1 | - | - | 1 | 3 | - | 2 | 2 | 1 | 3 | - | 2 | 5 | | | 15 |
| | | 2015 | - | 2 | 3 | 2 | 4 | 1 | - | - | - | - | - | - | 12 | 140.0% | ▲ | 12 |
| | General Civil - Level 1 | 2014 | - | 2 | - | - | 1 | - | - | - | - | - | 2 | - | 3 | | | 5 |
| | | 2015 | 1 | - | 1 | - | 1 | 1 | - | - | - | - | - | - | 4 | 33.3% | ▲ | 4 |
| | General Civil - Level 2 | 2014 | 2 | 7 | 2 | 4 | 3 | 11 | 3 | 4 | 2 | 2 | 2 | - | 29 | | | 42 |
| | | 2015 | 6 | 5 | 5 | 2 | 5 | 9 | - | - | - | - | - | - | 32 | 10.3% | ▲ | 32 |
| | General Civil - Level 3 | 2014 | 3 | - | - | 2 | 3 | 2 | 1 | 2 | - | 2 | 2 | 3 | 10 | | | 20 |
| | | 2015 | 1 | - | 2 | 5 | 2 | 3 | - | - | - | - | - | - | 13 | 30.0% | ▲ | 13 |
| | Probates/Wills and Trusts | 2014 | - | - | - | - | - | - | - | - | - | 1 | - | - | 0 | | | 1 |
| | Probates/Wills and Trusts - Level 2 | 2014 | - | - | 1 | 5 | 3 | 2 | - | 1 | 2 | 2 | 2 | 2 | 11 | 0.0% | ↔ | 20 |
| | | 2015 | - | 2 | 2 | 1 | 1 | 1 | - | - | - | - | - | - | 7 | -36.4% | ▼ | 7 |
| Criminal | Protective Orders | 2014 | - | - | - | 1 | 1 | - | 1 | 2 | 1 | 1 | - | - | 2 | | | 7 |
| | | 2015 | - | - | - | 1 | 1 | - | - | - | - | - | - | - | 2 | 0.0% | ↔ | 2 |
| | Uncontested Divorce | 2014 | 8 | 11 | 17 | 11 | 12 | 13 | 9 | 9 | 15 | 11 | 8 | 8 | 72 | | | 132 |
| | | 2015 | 4 | 13 | 15 | 11 | 12 | 10 | - | - | - | - | - | - | 65 | -9.7% | ▼ | 65 |
| | Capital Murder | 2014 | - | - | - | 1 | - | - | - | - | - | - | - | - | 1 | | | 1 |
| | Misdemeanor | 2014 | 33 | 21 | 16 | 35 | 16 | 40 | 20 | 27 | 25 | 31 | 17 | 14 | 161 | | | 295 |
| | | 2015 | 22 | 28 | 11 | 18 | 10 | 8 | - | - | - | - | - | - | 97 | -39.8% | ▼ | 97 |
| | Non-Capital Felonies and Related Matters | 2014 | 130 | 63 | 61 | 180 | 57 | 123 | 88 | 52 | 84 | 122 | 65 | 52 | 614 | | | 1,077 |
| | | 2015 | 132 | 47 | 53 | 86 | 63 | 63 | - | - | - | - | - | - | 444 | -27.7% | ▼ | 444 |
| | Other Criminally Related Matters | 2014 | 15 | 12 | 7 | 5 | 3 | 12 | 9 | 10 | 8 | 11 | 4 | 7 | 54 | | | 103 |
| Other | | 2015 | 7 | 5 | 9 | 18 | 4 | 4 | - | - | - | - | - | - | 47 | -13.0% | ▼ | 47 |
| | Miscellaneous | 2014 | 106 | 87 | 101 | 70 | 69 | 68 | 69 | 62 | 65 | 74 | 59 | 64 | 501 | | | 894 |
| | | 2015 | 59 | 72 | 82 | 97 | 56 | 60 | - | - | - | - | - | - | 426 | -15.0% | ▼ | 426 |
| | Other | 2014 | 14 | 27 | 22 | 21 | 24 | 30 | 22 | 27 | 20 | 24 | 16 | 20 | 138 | | | 267 |
| | | 2015 | 22 | 24 | 20 | 17 | 13 | 25 | - | - | - | - | - | - | 121 | -12.3% | ▼ | 121 |

Court: Wythe Circuit

Start/End Date: Jan-14 / Jun-15

2014 Average Month: 176

Jan-Jun 2014: 1,064

Filings Trending: Upward ▲

Circuit/Court ID: 27 227197


Type of Case: Filings

2015 Average Month:196

Jan-Jun 2015 : 1,177

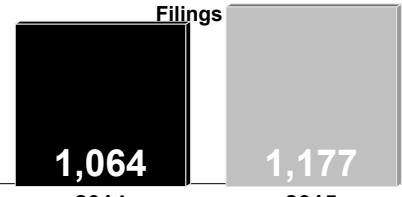
Overall AVG. Month: 183

Monthly Filings Summary



Jan 2014-----Jun 2015

January --- June Filings



1,064 2014 1,177 2015

| | Jan | Feb | Mar | Apr | May | <u>Jun</u> | Jul | Aug | Sep | Oct | Nov | Dec | Thru Jun | % Change | Trending | Total |
|------|-----|-----|-----|-----|-----|------------|-----|-----|-----|-----|-----|-----|----------|----------|----------|-------|
| 2014 | 211 | 161 | 180 | 223 | 158 | 131 | 178 | 189 | 144 | 217 | 129 | 189 | 1,064 | | | 2,110 |
| 2015 | 222 | 165 | 191 | 250 | 140 | 209 | - | - | - | - | - | - | 1,177 | 10.6% | ▲ | 1,177 |

| | | | Jan | Feb | Mar | Apr | May | <u>Jun</u> | Jul | Aug | Sep | Oct | Nov | Dec | Thru Jun | % Change | Trending | Total |
|----------|--|------|-----|-----|-----|-----|-----|------------|-----|-----|-----|-----|-----|-----|----------|----------|----------|-------|
| Civil | Administrative Law | 2015 | - | - | - | - | - | 1 | - | - | - | - | - | - | 1 | | | 1 |
| | Contested Divorce | 2014 | 4 | 1 | 2 | 4 | 1 | 2 | 4 | 3 | 4 | 7 | 5 | 6 | 14 | | | 43 |
| | | 2015 | 5 | 2 | 9 | 6 | 8 | 6 | - | - | - | - | - | - | 36 | 157.1% | ▲ | 36 |
| | Domestic and Family - Level 1 | 2014 | 9 | 3 | 3 | 5 | 10 | 7 | 2 | 11 | 10 | 13 | - | 14 | 37 | | | 87 |
| | | 2015 | 6 | 4 | 1 | 4 | 4 | 12 | - | - | - | - | - | - | 31 | -16.2% | ▼ | 31 |
| | Domestic and Family - Level 2 | 2014 | - | - | 2 | 1 | 2 | 1 | 3 | - | 1 | 2 | - | 1 | 6 | | | 13 |
| | | 2015 | 4 | 3 | 1 | 1 | 1 | 2 | - | - | - | - | - | - | 12 | 100.0% | ▲ | 12 |
| | General Civil - Level 1 | 2014 | 2 | - | - | 1 | - | - | 2 | - | 1 | - | - | - | 3 | | | 6 |
| | | 2015 | - | - | - | 1 | 1 | - | - | - | - | - | - | - | 2 | -33.3% | ▼ | 2 |
| | General Civil - Level 2 | 2014 | 5 | 2 | 1 | 3 | 9 | 7 | 8 | 8 | 2 | 8 | 6 | 2 | 27 | | | 61 |
| | | 2015 | 4 | - | 8 | 9 | 5 | 4 | - | - | - | - | - | - | 30 | 11.1% | ▲ | 30 |
| | General Civil - Level 3 | 2014 | - | 2 | 4 | 4 | 7 | 1 | 2 | 1 | 1 | - | 1 | 10 | 18 | | | 33 |
| | | 2015 | 10 | 10 | 8 | - | 6 | 3 | - | - | - | - | - | - | 37 | 105.6% | ▲ | 37 |
| | Probates/Wills and Trusts | 2014 | - | 1 | - | - | - | - | - | - | - | - | - | - | 1 | | | 1 |
| | Probates/Wills and Trusts - Level 2 | 2014 | 2 | 1 | 1 | 2 | 1 | - | - | 3 | 2 | 1 | 1 | - | 7 | | | 14 |
| | | 2015 | 1 | 1 | 1 | 1 | - | - | - | - | - | - | - | - | 4 | -42.9% | ▼ | 4 |
| Criminal | Uncontested Divorce | 2014 | 4 | 12 | 8 | 6 | 7 | 11 | 6 | 8 | 9 | 7 | 9 | 11 | 48 | | | 98 |
| | | 2015 | 4 | 9 | 6 | 4 | 9 | 1 | - | - | - | - | - | - | 33 | -31.3% | ▼ | 33 |
| | Misdemeanor | 2014 | 7 | 8 | 13 | 7 | 7 | 13 | 15 | 5 | 4 | 10 | 4 | 11 | 55 | | | 104 |
| | | 2015 | 9 | 7 | 7 | 27 | 9 | 13 | - | - | - | - | - | - | 72 | 30.9% | ▲ | 72 |
| | Non-Capital Felonies and Related Matters | 2014 | 102 | 38 | 57 | 111 | 55 | 33 | 84 | 65 | 35 | 89 | 43 | 74 | 396 | | | 786 |
| Other | | 2015 | 102 | 42 | 39 | 127 | 37 | 94 | - | - | - | - | - | - | 441 | 11.4% | ▲ | 441 |
| | Other Criminally Related Matters | 2014 | 3 | - | 8 | 4 | 7 | 5 | 8 | 4 | 8 | 4 | 5 | - | 27 | | | 56 |
| | | 2015 | 5 | 8 | 11 | 12 | 4 | 8 | - | - | - | - | - | - | 48 | 77.8% | ▲ | 48 |
| | Miscellaneous | 2014 | 67 | 87 | 80 | 72 | 46 | 51 | 42 | 73 | 67 | 70 | 55 | 55 | 403 | | | 765 |
| | | 2015 | 71 | 78 | 97 | 58 | 56 | 57 | - | - | - | - | - | - | 417 | 3.5% | ▲ | 417 |
| | Other | 2014 | 6 | 6 | 1 | 3 | 6 | - | 2 | 8 | - | 6 | - | 5 | 22 | | | 43 |
| | | 2015 | 1 | 1 | 3 | - | - | 8 | - | - | - | - | - | - | 13 | -40.9% | ▼ | 13 |

Court: Radford Circuit

Start/End Date: Jan-14 / Jun-15

2014 Average Month: 109

Jan-Jun 2014: 591

Filings Trending: Downward ▼

Circuit/Court ID: 27 227750

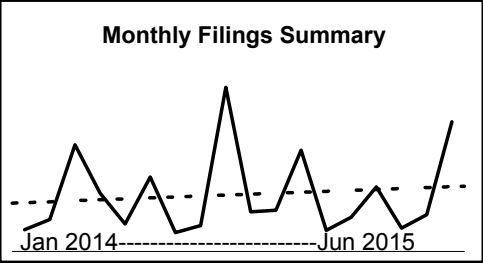
Type of Case: Filings

2015 Average Month:95

Jan-Jun 2015 : 571

Overall AVG. Month: 105

Monthly Filings Summary



January --- June

591

2014

571

2015

| | Jan | Feb | Mar | Apr | May | <u>Jun</u> | Jul | Aug | Sep | Oct | Nov | Dec | Thru Jun | % Change | Trending | Total |
|------|-----|-----|-----|-----|-----|------------|-----|-----|-----|-----|-----|-----|----------|----------|----------|-------|
| 2014 | 40 | 59 | 197 | 107 | 51 | 137 | 35 | 48 | 303 | 73 | 76 | 187 | 591 | | | 1,313 |
| 2015 | 39 | 63 | 119 | 43 | 68 | 239 | - | - | - | - | - | - | 571 | -3.4% | ▼ | 571 |

| | | | Jan | Feb | Mar | Apr | May | <u>Jun</u> | Jul | Aug | Sep | Oct | Nov | Dec | Thru Jun | % Change | Trending | Total |
|----------|--|------|-----|-----|-----|-----|-----|------------|-----|-----|-----|-----|-----|-----|----------|----------|----------|-------|
| Civil | Administrative Law | 2014 | - | - | - | - | - | - | - | - | - | 1 | - | 1 | 0 | | | 2 |
| | Contested Divorce | 2014 | - | - | - | 3 | 1 | 3 | 1 | 1 | 1 | 2 | - | - | 7 | 0.0% | ↔ | 12 |
| | | 2015 | - | 1 | 1 | 2 | - | 1 | - | - | - | - | - | - | 5 | -28.6% | ▼ | 5 |
| | Domestic and Family - Level 1 | 2014 | - | - | 5 | 3 | 1 | 2 | - | 3 | - | - | - | 3 | 11 | | ▲ | 17 |
| | | 2015 | 5 | - | 6 | 4 | - | 2 | - | - | - | - | - | - | 17 | 54.5% | ▲ | 17 |
| | Domestic and Family - Level 2 | 2014 | - | - | - | - | 1 | - | - | 1 | - | - | 1 | - | 1 | | ▲ | 3 |
| | | 2015 | - | 2 | - | - | - | - | - | - | - | - | - | - | 2 | 100.0% | ▲ | 2 |
| | General Civil - Level 1 | 2014 | - | - | - | 1 | - | 1 | - | - | - | - | 1 | 1 | 2 | | ▼ | 4 |
| | | 2015 | - | - | - | 1 | - | - | - | - | - | - | - | - | 1 | -50.0% | ▼ | 1 |
| | General Civil - Level 2 | 2014 | - | - | 1 | 1 | - | - | 2 | 1 | 1 | - | - | 3 | 2 | | ▲ | 9 |
| | | 2015 | - | 4 | 1 | - | 1 | - | - | - | - | - | - | - | 6 | 200.0% | ▲ | 6 |
| | General Civil - Level 3 | 2014 | - | - | - | 2 | - | - | 1 | - | 2 | 2 | - | 2 | 2 | | ▲ | 9 |
| Criminal | | 2015 | - | - | - | 1 | - | 2 | - | - | - | - | - | - | 3 | 50.0% | ▲ | 3 |
| | Probates/Wills and Trusts | 2015 | - | - | 1 | - | - | 1 | - | - | - | - | - | - | 2 | | | 2 |
| | Uncontested Divorce | 2014 | 1 | 5 | 1 | 5 | 1 | 1 | 2 | - | 3 | - | 3 | - | 14 | | ▼ | 22 |
| | | 2015 | 1 | 1 | 1 | - | 1 | 1 | - | - | - | - | - | - | 5 | -64.3% | ▼ | 5 |
| | Misdemeanor | 2014 | 1 | 7 | 18 | 26 | 1 | 31 | 5 | 9 | 23 | 10 | 13 | 28 | 84 | | ▼ | 172 |
| Other | | 2015 | 2 | 6 | 11 | 6 | 6 | 6 | - | - | - | - | - | - | 37 | -56.0% | ▼ | 37 |
| | Non-Capital Felonies and Related Matters | 2014 | 9 | 17 | 140 | 36 | 27 | 71 | 7 | 13 | 234 | 29 | 37 | 122 | 300 | | ▲ | 742 |
| | | 2015 | 8 | 25 | 69 | 5 | 46 | 205 | - | - | - | - | - | - | 358 | 19.3% | ▲ | 358 |
| | Other Criminally Related Matters | 2014 | 2 | 3 | 7 | 5 | 1 | 6 | 3 | 3 | 7 | 4 | 6 | 4 | 24 | | ▼ | 51 |
| | | 2015 | 6 | 3 | 5 | 2 | - | 3 | - | - | - | - | - | - | 19 | -20.8% | ▼ | 19 |
| Other | Miscellaneous | 2014 | 27 | 26 | 25 | 25 | 18 | 22 | 14 | 17 | 32 | 22 | 15 | 23 | 143 | | ▼ | 266 |
| | | 2015 | 17 | 21 | 24 | 21 | 14 | 18 | - | - | - | - | - | - | 115 | -19.6% | ▼ | 115 |
| | Other | 2014 | - | 1 | - | - | - | - | - | - | - | 3 | - | - | 1 | | ↔ | 4 |
| | | 2015 | - | - | - | 1 | - | - | - | - | - | - | - | - | 1 | 0.0% | ↔ | 1 |

Court: Smyth Circuit

Start/End Date: Jan-14 / Jun-15

2014 Average Month: 218

Jan-Jun 2014: 1,452

Filings Trending: Downward ▼

Circuit/Court ID: 28 228173

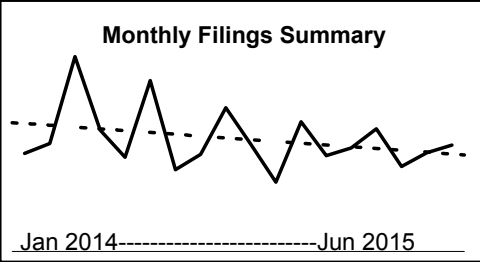
Type of Case: Filings

2015 Average Month:188

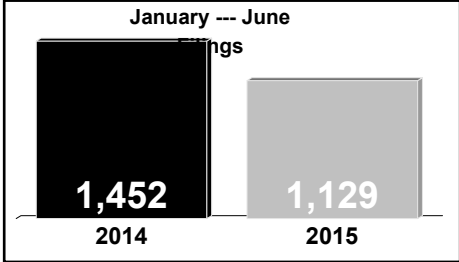
Jan-Jun 2015 : 1,129

Overall AVG. Month: 208

Monthly Filings Summary



January --- June Filings



| | Jan | Feb | Mar | Apr | May | <u>Jun</u> | Jul | Aug | Sep | Oct | Nov | Dec | Thru Jun | % Change | Trending | Total |
|------|-----|-----|-----|-----|-----|------------|-----|-----|-----|-----|-----|-----|----------|----------|----------|-------|
| 2014 | 181 | 199 | 359 | 224 | 174 | 315 | 151 | 179 | 265 | 198 | 128 | 239 | 1,452 | | | 2,612 |
| 2015 | 177 | 191 | 226 | 157 | 182 | 196 | - | - | - | - | - | - | 1,129 | -22.2% | ▼ | 1,129 |

| | | | Jan | Feb | Mar | Apr | May | <u>Jun</u> | Jul | Aug | Sep | Oct | Nov | Dec | Thru Jun | % Change | Trending | Total |
|----------|--|------|-----|-----|-----|-----|-----|------------|-----|-----|-----|-----|-----|-----|----------|----------|----------|-------|
| Civil | Administrative Law | 2014 | 1 | - | - | 2 | 2 | - | - | - | - | - | - | - | 5 | | | 5 |
| | | 2015 | - | - | - | - | 1 | - | - | - | - | - | - | - | 1 | -80.0% | ▼ | 1 |
| | Contested Divorce | 2014 | 6 | 3 | 8 | 2 | 1 | 5 | 7 | 6 | 6 | 1 | - | 2 | 25 | | | 47 |
| | | 2015 | 4 | 1 | 2 | 5 | 6 | 4 | - | - | - | - | - | - | 22 | -12.0% | ▼ | 22 |
| | Domestic and Family - Level 1 | 2014 | 1 | 2 | - | 5 | - | 4 | - | 4 | 3 | - | - | 4 | 12 | | | 23 |
| | | 2015 | 2 | - | 3 | 4 | 3 | 4 | - | - | - | - | - | - | 16 | 33.3% | ▲ | 16 |
| | Domestic and Family - Level 2 | 2014 | 3 | 2 | 1 | 3 | 4 | 6 | 4 | - | 4 | 7 | 2 | - | 19 | | | 36 |
| | | 2015 | - | 5 | 2 | 3 | 3 | 2 | - | - | - | - | - | - | 15 | -21.1% | ▼ | 15 |
| | General Civil - Level 1 | 2014 | - | - | - | - | 1 | 1 | 2 | - | - | - | - | 1 | 2 | | | 5 |
| | | 2015 | 1 | - | 1 | 1 | 1 | - | - | - | - | - | - | - | 4 | 100.0% | ▲ | 4 |
| | General Civil - Level 2 | 2014 | 9 | 6 | 7 | 5 | 9 | 6 | 4 | 3 | 5 | 5 | 1 | 5 | 42 | | | 65 |
| | | 2015 | 2 | 1 | 3 | 2 | 2 | 4 | - | - | - | - | - | - | 14 | -66.7% | ▼ | 14 |
| | General Civil - Level 3 | 2014 | 3 | 1 | 7 | 5 | 4 | 7 | 5 | 2 | 2 | 1 | 2 | 3 | 27 | | | 42 |
| | | 2015 | 1 | 4 | 3 | 2 | 4 | 3 | - | - | - | - | - | - | 17 | -37.0% | ▼ | 17 |
| Criminal | Probates/Wills and Trusts | 2014 | - | - | - | 1 | - | - | - | - | - | - | - | 1 | 1 | | | 2 |
| | Probates/Wills and Trusts - Level 2 | 2014 | 3 | 4 | 5 | 3 | 4 | 2 | 1 | 2 | 1 | 1 | - | 1 | 21 | | | 27 |
| | | 2015 | - | - | 3 | - | - | 1 | - | - | - | - | - | - | 4 | -81.0% | ▼ | 4 |
| | Uncontested Divorce | 2014 | 6 | 8 | 11 | 12 | 8 | 14 | 11 | 10 | 9 | 5 | 13 | 6 | 59 | | | 113 |
| | | 2015 | 11 | 10 | 8 | 10 | 8 | 4 | - | - | - | - | - | - | 51 | -13.6% | ▼ | 51 |
| | Misdemeanor | 2014 | 10 | 6 | 16 | 11 | 29 | 8 | 10 | 19 | 30 | 16 | 17 | 7 | 80 | | | 179 |
| Other | | 2015 | 13 | 14 | 17 | 20 | 19 | 7 | - | - | - | - | - | - | 90 | 12.5% | ▲ | 90 |
| | Non-Capital Felonies and Related Matters | 2014 | 46 | 46 | 150 | 70 | 34 | 153 | 25 | 49 | 107 | 77 | 36 | 114 | 499 | | | 907 |
| | | 2015 | 64 | 59 | 78 | 34 | 83 | 67 | - | - | - | - | - | - | 385 | -22.8% | ▼ | 385 |
| | Other Criminally Related Matters | 2014 | 3 | 3 | - | - | 3 | 1 | - | 2 | 2 | 2 | 3 | 3 | 10 | | | 22 |
| Other | | 2015 | 3 | 2 | 2 | 3 | 6 | 1 | - | - | - | - | - | - | 17 | 70.0% | ▲ | 17 |
| | Miscellaneous | 2014 | 75 | 90 | 104 | 89 | 43 | 59 | 57 | 60 | 55 | 67 | 35 | 56 | 460 | | | 790 |
| | | 2015 | 54 | 66 | 60 | 63 | 34 | 65 | - | - | - | - | - | - | 342 | -25.7% | ▼ | 342 |
| Other | Other | 2014 | 15 | 28 | 50 | 16 | 32 | 49 | 25 | 22 | 41 | 16 | 19 | 36 | 190 | | | 349 |
| | | 2015 | 22 | 29 | 44 | 10 | 12 | 34 | - | - | - | - | - | - | 151 | -20.5% | ▼ | 151 |

Court: Washington Circuit

Start/End Date: Jan-14 / Jun-15

2014 Average Month: 310

Jan-Jun 2014: 2,024

Filings Trending: Downward ▼

Circuit/Court ID: 28 228191


Type of Case: Filings

2015 Average Month:273

Jan-Jun 2015 : 1,637

Overall AVG. Month: 298

Monthly Filings Summary



January --- June Filings

2,024

2014

1,637

2015

| | Jan | Feb | Mar | Apr | May | <u>Jun</u> | Jul | Aug | Sep | Oct | Nov | Dec | Thru Jun | % Change | Trending | Total |
|------|-----|-----|-----|-----|-----|------------|-----|-----|-----|-----|-----|-----|----------|----------|----------|-------|
| 2014 | 437 | 260 | 419 | 385 | 191 | 332 | 432 | 205 | 301 | 361 | 186 | 213 | 2,024 | | | 3,722 |
| 2015 | 384 | 188 | 291 | 358 | 193 | 223 | - | - | - | - | - | - | 1,637 | -19.1% | ▼ | 1,637 |

| | | | Jan | Feb | Mar | Apr | May | <u>Jun</u> | Jul | Aug | Sep | Oct | Nov | Dec | Thru Jun | % Change | Trending | Total |
|----------|--|------|-----|-----|-----|-----|-----|------------|-----|-----|-----|-----|-----|-----|----------|----------|----------|-------|
| Civil | Administrative Law | 2014 | - | 1 | 1 | 2 | 1 | - | - | - | 1 | - | - | - | 5 | | | 6 |
| | | 2015 | - | - | - | - | - | 1 | - | - | - | - | - | - | 1 | -80.0% | ▼ | 1 |
| | Contested Divorce | 2014 | 5 | 8 | 5 | 9 | 7 | 7 | 4 | 8 | 7 | 6 | 4 | 4 | 41 | | | 74 |
| | | 2015 | 5 | 3 | 4 | 2 | 4 | 10 | - | - | - | - | - | - | 28 | -31.7% | ▼ | 28 |
| | Domestic and Family - Level 1 | 2014 | 2 | 1 | 14 | 5 | 2 | 11 | 11 | 5 | 2 | 8 | 3 | 1 | 35 | | | 65 |
| | | 2015 | - | 3 | 9 | 4 | 3 | 1 | - | - | - | - | - | - | 20 | -42.9% | ▼ | 20 |
| | Domestic and Family - Level 2 | 2014 | 2 | 1 | - | 2 | 2 | 3 | 1 | 3 | 3 | 3 | - | 1 | 10 | | | 21 |
| | | 2015 | 3 | 2 | 1 | 5 | 4 | 4 | - | - | - | - | - | - | 19 | 90.0% | ▲ | 19 |
| | General Civil - Level 1 | 2014 | - | - | 2 | - | - | 2 | 1 | - | - | - | - | - | 4 | | | 5 |
| | | 2015 | 1 | 1 | 1 | - | 1 | 1 | - | - | - | - | - | - | 5 | 25.0% | ▲ | 5 |
| | General Civil - Level 2 | 2014 | 1 | 5 | 4 | 4 | 10 | 7 | 4 | 5 | 9 | 6 | 3 | 4 | 31 | | | 62 |
| | | 2015 | 7 | 7 | 6 | 4 | 6 | 7 | - | - | - | - | - | - | 37 | 19.4% | ▲ | 37 |
| | General Civil - Level 3 | 2014 | 4 | 3 | 5 | 4 | 5 | 6 | 6 | 9 | 2 | 5 | 6 | 5 | 27 | | | 60 |
| | | 2015 | 9 | 4 | 3 | 8 | 7 | 6 | - | - | - | - | - | - | 37 | 37.0% | ▲ | 37 |
| | Probates/Wills and Trusts | 2014 | - | - | - | - | - | - | - | - | - | 1 | - | - | 0 | | | 1 |
| | Probates/Wills and Trusts - Level 2 | 2014 | - | - | - | 4 | - | - | 2 | 2 | 1 | 1 | 1 | 1 | 4 | 0.0% | ↔ | 12 |
| | | 2015 | 1 | 1 | 1 | - | 3 | - | - | - | - | - | - | - | 6 | 50.0% | ▲ | 6 |
| | Protective Orders | 2014 | - | - | 1 | - | 1 | - | - | - | - | - | - | - | 2 | | | 2 |
| | | 2015 | - | 1 | - | 1 | - | - | - | - | - | - | - | - | 2 | 0.0% | ↔ | 2 |
| | Uncontested Divorce | 2014 | 16 | 20 | 19 | 18 | 11 | 18 | 13 | 12 | 19 | 18 | 11 | 19 | 102 | | | 194 |
| | | 2015 | 13 | 14 | 20 | 14 | 12 | 11 | - | - | - | - | - | - | 84 | -17.6% | ▼ | 84 |
| Criminal | Misdemeanor | 2014 | 34 | 4 | 20 | 8 | 8 | 32 | 20 | 9 | 10 | 25 | 5 | 17 | 106 | | | 192 |
| | | 2015 | 22 | 5 | 9 | 32 | 9 | 11 | - | - | - | - | - | - | 88 | -17.0% | ▼ | 88 |
| | Non-Capital Felonies and Related Matters | 2014 | 152 | 42 | 151 | 136 | 32 | 123 | 243 | 60 | 136 | 142 | 61 | 58 | 636 | | | 1,336 |
| | | 2015 | 203 | 47 | 94 | 170 | 56 | 68 | - | - | - | - | - | - | 638 | 0.3% | ▲ | 638 |
| Other | Other Criminally Related Matters | 2014 | 27 | - | 11 | 14 | - | - | 10 | 5 | 4 | 15 | 5 | 6 | 52 | | | 97 |
| | | 2015 | 15 | 12 | 3 | 15 | - | 11 | - | - | - | - | - | - | 56 | 7.7% | ▲ | 56 |
| | Miscellaneous | 2014 | 194 | 175 | 186 | 179 | 112 | 123 | 115 | 87 | 107 | 131 | 87 | 97 | 969 | | | 1,593 |
| | | 2015 | 103 | 87 | 135 | 103 | 86 | 91 | - | - | - | - | - | - | 605 | -37.6% | ▼ | 605 |
| | Other | 2014 | - | - | - | - | - | - | 2 | - | - | - | - | - | 0 | | | 2 |
| | | 2015 | 2 | 1 | 5 | - | 2 | 1 | - | - | - | - | - | - | 11 | 0.0% | ↔ | 11 |

Court: Bristol Circuit

Start/End Date: Jan-14 / Jun-15

2014 Average Month: 172

Jan-Jun 2014: 1,045

Filings Trending: Upward ▲

Circuit/Court ID: 28 228520

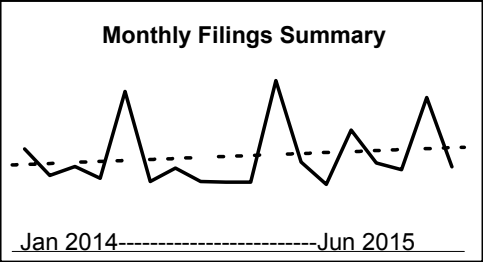
Type of Case: Filings

2015 Average Month:184

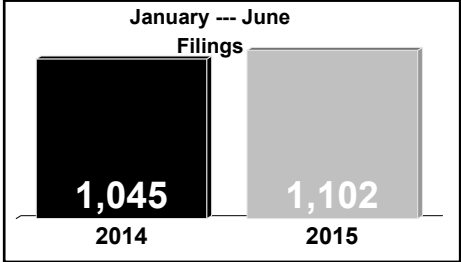
Jan-Jun 2015 : 1,102

Overall AVG. Month: 176

Monthly Filings Summary



January --- June Filings



| | Jan | Feb | Mar | Apr | May | <u>Jun</u> | Jul | Aug | Sep | Oct | Nov | Dec | Thru Jun | % Change | Trending | Total |
|------|-----|-----|-----|-----|-----|------------|-----|-----|-----|-----|-----|-----|----------|----------|----------|-------|
| 2014 | 189 | 140 | 157 | 135 | 295 | 129 | 154 | 129 | 128 | 128 | 315 | 165 | 1,045 | | | 2,064 |
| 2015 | 124 | 224 | 163 | 151 | 284 | 156 | - | - | - | - | - | - | 1,102 | 5.5% | ▲ | 1,102 |

| | | | Jan | Feb | Mar | Apr | May | <u>Jun</u> | Jul | Aug | Sep | Oct | Nov | Dec | Thru Jun | % Change | Trending | Total |
|----------|--|------|-----|-----|-----|-----|-----|------------|-----|-----|-----|-----|-----|-----|----------|----------|----------|-------|
| Civil | Administrative Law | 2014 | - | - | - | - | - | - | - | 1 | - | - | - | - | 0 | | | 1 |
| | | 2015 | - | - | 2 | 2 | - | - | - | - | - | - | - | - | 4 | 0.0% | ↔ | 4 |
| | Contested Divorce | 2014 | 1 | - | 3 | 3 | 1 | 1 | 1 | - | 1 | 2 | 2 | 2 | 9 | | | 17 |
| | | 2015 | 1 | 1 | 4 | 3 | 4 | 2 | - | - | - | - | - | - | 15 | 66.7% | ▲ | 15 |
| | Domestic and Family - Level 1 | 2014 | 1 | - | 2 | 1 | - | 2 | 3 | - | - | - | - | 1 | 6 | | | 10 |
| | | 2015 | 1 | 2 | - | - | 1 | 5 | - | - | - | - | - | - | 9 | 50.0% | ▲ | 9 |
| | Domestic and Family - Level 2 | 2014 | - | 1 | - | 2 | 1 | 1 | - | - | - | - | - | - | 5 | | | 5 |
| | | 2015 | 1 | - | - | 2 | - | 1 | - | - | - | - | - | - | 4 | -20.0% | ▼ | 4 |
| | General Civil - Level 1 | 2014 | - | - | 1 | 1 | - | 1 | - | - | - | - | - | - | 3 | | | 3 |
| | | 2015 | - | - | 1 | - | 1 | 1 | - | - | - | - | - | - | 3 | 0.0% | ↔ | 3 |
| | General Civil - Level 2 | 2014 | 3 | 3 | 4 | 1 | 5 | - | 4 | 6 | 2 | 5 | 2 | 2 | 16 | | | 37 |
| | | 2015 | 1 | 4 | 2 | 6 | 2 | 1 | - | - | - | - | - | - | 16 | 0.0% | ↔ | 16 |
| | General Civil - Level 3 | 2014 | 2 | 2 | 4 | 3 | 3 | - | 4 | 2 | 4 | 4 | 1 | - | 14 | | | 29 |
| | | 2015 | 1 | 2 | 2 | 3 | 3 | 3 | - | - | - | - | - | - | 14 | 0.0% | ↔ | 14 |
| Criminal | Probates/Wills and Trusts | 2015 | - | - | 1 | 1 | - | 1 | - | - | - | - | - | - | 3 | | | 3 |
| | Uncontested Divorce | 2014 | 4 | 3 | 5 | 4 | 6 | 7 | 1 | 5 | 7 | 3 | 6 | 2 | 29 | | | 53 |
| | | 2015 | 6 | 4 | 12 | 6 | 5 | 4 | - | - | - | - | - | - | 37 | 27.6% | ▲ | 37 |
| | Capital Murder | 2014 | - | - | - | - | - | - | - | - | - | 1 | 2 | - | 0 | | | 3 |
| | Misdemeanor | 2014 | 15 | 7 | 6 | 15 | 34 | 13 | 11 | 17 | 12 | 20 | 16 | 21 | 90 | 0.0% | ↔ | 187 |
| | | 2015 | 7 | 8 | 25 | 5 | 14 | 7 | - | - | - | - | - | - | 66 | -26.7% | ▼ | 66 |
| Other | Non-Capital Felonies and Related Matters | 2014 | 86 | 53 | 75 | 45 | 184 | 72 | 91 | 56 | 71 | 53 | 227 | 87 | 515 | | | 1,100 |
| | | 2015 | 51 | 114 | 62 | 85 | 198 | 79 | - | - | - | - | - | - | 589 | 14.4% | ▲ | 589 |
| | Other Criminally Related Matters | 2014 | 7 | 3 | 12 | 5 | 4 | 2 | 2 | 1 | 1 | 4 | 1 | 5 | 33 | | | 47 |
| | | 2015 | 3 | 1 | 1 | 3 | 3 | 1 | - | - | - | - | - | - | 12 | -63.6% | ▼ | 12 |
| | Miscellaneous | 2014 | 55 | 56 | 38 | 44 | 37 | 23 | 29 | 32 | 26 | 28 | 50 | 43 | 253 | | | 461 |
| | | 2015 | 35 | 28 | 33 | 31 | 32 | 40 | - | - | - | - | - | - | 199 | -21.3% | ▼ | 199 |
| | Other | 2014 | 15 | 12 | 7 | 11 | 20 | 7 | 8 | 9 | 4 | 8 | 8 | 2 | 72 | | | 111 |
| | | 2015 | 17 | 60 | 18 | 4 | 21 | 11 | - | - | - | - | - | - | 131 | 81.9% | ▲ | 131 |

Court: Buchanan Circuit

Start/End Date: Jan-14 / Jun-15

2014 Average Month: 223

Jan-Jun 2014: 1,550

Filings Trending: Downward ▼

Circuit/Court ID: 29 229027


Type of Case: Filings

2015 Average Month:182

Jan-Jun 2015 : 1,091

Overall AVG. Month: 209

Monthly Filings Summary



Jan 2014Jun 2015

January --- June Filings

1,550

2014

1,091

2015

| | Jan | Feb | Mar | Apr | May | <u>Jun</u> | Jul | Aug | Sep | Oct | Nov | Dec | Thru Jun | % Change | Trending | Total |
|------|-----|-----|-----|-----|-----|------------|-----|-----|-----|-----|-----|-----|----------|----------|----------|-------|
| 2014 | 201 | 125 | 534 | 347 | 169 | 174 | 251 | 273 | 153 | 267 | 78 | 103 | 1,550 | | | 2,675 |
| 2015 | 288 | 71 | 128 | 370 | 121 | 113 | - | - | - | - | - | - | 1,091 | -29.6% | ▼ | 1,091 |

| | | | Jan | Feb | Mar | Apr | May | <u>Jun</u> | Jul | Aug | Sep | Oct | Nov | Dec | Thru Jun | % Change | Trending | Total |
|----------|--|------|-----|-----|-----|-----|-----|------------|-----|-----|-----|-----|-----|-----|----------|----------|----------|-------|
| Civil | Administrative Law | 2014 | - | - | - | - | - | - | 1 | - | - | - | - | - | 0 | | | 1 |
| | Contested Divorce | 2014 | 4 | 3 | 7 | 3 | 1 | 3 | 1 | 3 | 1 | 4 | 2 | 2 | 21 | 0.0% | ↔ | 34 |
| | | 2015 | 2 | 4 | 5 | 1 | 1 | 1 | - | - | - | - | - | - | 14 | -33.3% | ▼ | 14 |
| | Domestic and Family - Level 1 | 2014 | 3 | 2 | - | 4 | 1 | 1 | 7 | 2 | 3 | 1 | 7 | 3 | 11 | | | 34 |
| | | 2015 | 1 | - | 3 | - | 4 | - | - | - | - | - | - | - | 8 | -27.3% | ▼ | 8 |
| | Domestic and Family - Level 2 | 2014 | 1 | 2 | 2 | 3 | 2 | 4 | 7 | 3 | 2 | 2 | - | 1 | 14 | | | 29 |
| | | 2015 | 1 | - | - | 3 | 1 | 3 | - | - | - | - | - | - | 8 | -42.9% | ▼ | 8 |
| | General Civil - Level 1 | 2014 | - | - | 1 | 1 | - | 2 | - | - | - | - | 1 | - | 4 | | | 5 |
| | | 2015 | - | 1 | 3 | 1 | - | 1 | - | - | - | - | - | - | 6 | 50.0% | ▲ | 6 |
| | General Civil - Level 2 | 2014 | 4 | 1 | 4 | 6 | 7 | 9 | 13 | 6 | 4 | 6 | 1 | 7 | 31 | | | 68 |
| | | 2015 | 5 | 4 | 1 | 5 | 6 | 13 | - | - | - | - | - | - | 34 | 9.7% | ▲ | 34 |
| | General Civil - Level 3 | 2014 | 5 | 3 | 3 | 1 | 1 | 3 | 4 | 1 | 2 | 4 | 2 | 3 | 16 | | | 32 |
| | | 2015 | 1 | 2 | 1 | 1 | 4 | 6 | - | - | - | - | - | - | 15 | -6.3% | ▼ | 15 |
| | Probates/Wills and Trusts | 2014 | - | - | - | - | 1 | - | - | - | - | - | - | - | 1 | | | 1 |
| | Probates/Wills and Trusts - Level 2 | 2014 | 1 | 1 | - | - | 1 | 2 | 2 | 1 | 2 | 2 | 1 | 1 | 5 | | | 14 |
| | | 2015 | 1 | - | 1 | 3 | 1 | - | - | - | - | - | - | - | 6 | 20.0% | ▲ | 6 |
| Criminal | Protective Orders | 2014 | - | - | - | - | 1 | - | - | - | - | 1 | - | - | 1 | | | 2 |
| | Uncontested Divorce | 2014 | 8 | 3 | 4 | 10 | 5 | 6 | 4 | 3 | 4 | 13 | 5 | 6 | 36 | | | 71 |
| | | 2015 | 2 | 4 | 5 | 8 | 4 | 6 | - | - | - | - | - | - | 29 | -19.4% | ▼ | 29 |
| | Capital Murder | 2015 | - | - | - | 1 | - | - | - | - | - | - | - | - | 1 | | | 1 |
| | Misdemeanor | 2014 | 16 | 10 | 60 | 33 | 12 | 18 | 16 | 33 | 8 | 24 | 9 | 10 | 149 | | | 249 |
| | | 2015 | 29 | 4 | 15 | 52 | 14 | 13 | - | - | - | - | - | - | 127 | -14.8% | ▼ | 127 |
| Other | Non-Capital Felonies and Related Matters | 2014 | 93 | 28 | 333 | 171 | 24 | 60 | 134 | 153 | 48 | 132 | 4 | 22 | 709 | | | 1,202 |
| | | 2015 | 192 | 13 | 9 | 213 | 38 | 13 | - | - | - | - | - | - | 478 | -32.6% | ▼ | 478 |
| | Other Criminally Related Matters | 2014 | - | 1 | 7 | - | - | 7 | 2 | - | 1 | - | 3 | 10 | 15 | | | 31 |
| | | 2015 | 8 | - | 1 | 13 | - | 3 | - | - | - | - | - | - | 25 | 66.7% | ▲ | 25 |
| | Miscellaneous | 2014 | 66 | 70 | 113 | 115 | 113 | 59 | 60 | 67 | 78 | 78 | 43 | 38 | 536 | | | 900 |
| | | 2015 | 46 | 39 | 84 | 69 | 48 | 54 | - | - | - | - | - | - | 340 | -36.6% | ▼ | 340 |
| | Other | 2014 | - | 1 | - | - | - | - | - | 1 | - | - | - | - | 1 | | | 2 |

Court: Dickenson Circuit

Start/End Date: Jan-14 / Jun-15

2014 Average Month: 118

Jan-Jun 2014: 709

Filings Trending: Steady ↔

Circuit/Court ID: 29 229051

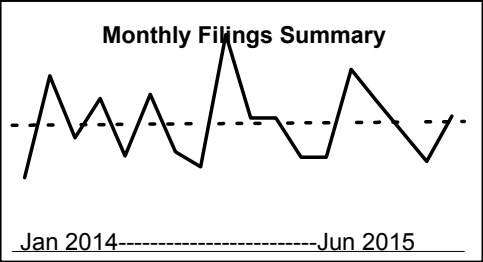
Type of Case: Filings

2015 Average Month:119

Jan-Jun 2015 : 713

Overall AVG. Month: 118

Monthly Filings Summary



January --- June Filings

709

2014

713

2015

| | Jan | Feb | Mar | Apr | May | <u>Jun</u> | Jul | Aug | Sep | Oct | Nov | Dec | Thru Jun | % Change | Trending | Total |
|------|-----|-----|-----|-----|-----|------------|-----|-----|-----|-----|-----|-----|----------|----------|----------|-------|
| 2014 | 68 | 162 | 105 | 141 | 88 | 145 | 92 | 78 | 200 | 123 | 123 | 87 | 709 | | | 1,412 |
| 2015 | 87 | 168 | 139 | 111 | 83 | 125 | - | - | - | - | - | - | 713 | 0.6% | ▲ | 713 |

| | | | Jan | Feb | Mar | Apr | May | <u>Jun</u> | Jul | Aug | Sep | Oct | Nov | Dec | Thru Jun | % Change | Trending | <u>Total</u> | |
|---------------------|--|------|-----|-----|-----|-----|-----|------------|-----|-----|-----|-----|-----|-----|----------|----------|----------|--------------|----|
| Civil | Contested Divorce | 2014 | 1 | 1 | 3 | 5 | - | 1 | 1 | 1 | 1 | 4 | - | 1 | 11 | | | 19 | |
| | | 2015 | - | - | 1 | 3 | 3 | 2 | - | - | - | - | - | - | 9 | -18.2% | ▼ | 9 | |
| | Domestic and Family - Level 1 | 2014 | 6 | - | 4 | - | 1 | 16 | 6 | - | - | 7 | 1 | 10 | - | 27 | | | 51 |
| | | 2015 | 1 | - | 2 | 3 | - | 1 | - | - | - | - | - | - | 7 | -74.1% | ▼ | 7 | |
| | Domestic and Family - Level 2 | 2014 | - | 6 | 3 | 1 | 9 | 1 | - | 2 | 4 | 9 | 3 | 1 | 20 | | | 39 | |
| | | 2015 | 3 | 2 | 5 | 1 | 3 | 3 | - | - | - | - | - | - | 17 | -15.0% | ▼ | 17 | |
| | General Civil - Level 2 | 2014 | 3 | 1 | 2 | 5 | 3 | 3 | 3 | 1 | 1 | - | 4 | 3 | 17 | | | 29 | |
| | | 2015 | - | - | 4 | 2 | 2 | 2 | - | - | - | - | - | - | 10 | -41.2% | ▼ | 10 | |
| | General Civil - Level 3 | 2014 | 1 | 4 | - | - | 2 | 4 | 1 | 2 | 2 | - | 1 | - | 11 | | | 17 | |
| | | 2015 | - | 1 | 1 | - | - | - | - | - | - | - | - | - | 2 | -81.8% | ▼ | 2 | |
| | Probates/Wills and Trusts - Level 2 | 2014 | - | 1 | 2 | - | 5 | 2 | - | 1 | - | - | 1 | - | 10 | | | 13 | |
| | | 2015 | 1 | - | 2 | - | 1 | - | - | - | - | - | - | - | 4 | -60.0% | ▼ | 4 | |
| | Protective Orders | 2014 | - | - | - | - | - | - | - | - | - | - | - | 2 | - | 0 | | | 2 |
| | | 2015 | 1 | - | - | - | - | - | - | - | - | - | - | - | 1 | 0.0% | ↔ | 1 | |
| Uncontested Divorce | 2014 | 7 | 2 | 2 | 3 | 1 | 2 | 4 | 5 | 3 | 8 | 1 | 1 | 17 | | | 39 | | |
| | 2015 | 6 | 5 | 5 | 4 | 5 | 4 | - | - | - | - | - | - | 29 | 70.6% | ▲ | 29 | | |
| Criminal | Misdemeanor | 2014 | 2 | 15 | 2 | 9 | 4 | 3 | 5 | 3 | 5 | 7 | 9 | 2 | 35 | | | 66 | |
| | | 2015 | 8 | 1 | 12 | 14 | 1 | 23 | - | - | - | - | - | - | 59 | 68.6% | ▲ | 59 | |
| | Non-Capital Felonies and Related Matters | 2014 | 9 | 81 | 26 | 72 | 3 | 68 | 33 | 15 | 134 | 36 | 45 | 31 | 259 | | | 553 | |
| | | 2015 | 34 | 118 | 55 | 30 | 34 | 37 | - | - | - | - | - | - | 308 | 18.9% | ▲ | 308 | |
| Other | Other Criminally Related M | 2014 | - | - | - | - | 1 | - | 1 | 1 | - | - | - | - | 1 | | | 3 | |
| | | 2015 | 35 | 41 | 43 | 35 | 51 | 32 | 28 | 31 | 31 | 39 | 36 | 32 | 237 | | | 434 | |
| | Miscellaneous | 2014 | 30 | 25 | 40 | 50 | 26 | 41 | - | - | - | - | - | - | 212 | -10.5% | ▼ | 212 | |
| | | 2015 | 4 | 10 | 18 | 11 | 8 | 13 | 10 | 16 | 12 | 18 | 12 | 15 | 64 | | | 147 | |
| | | 2015 | 3 | 16 | 12 | 4 | 8 | 12 | - | - | - | - | - | 55 | -14.1% | ▼ | 55 | | |

Court: Russell Circuit

Start/End Date: Jan-14 / Jun-15

2014 Average Month: 281

Jan-Jun 2014: 1,820

Filings Trending: Downward ▼

Circuit/Court ID: 29 229167

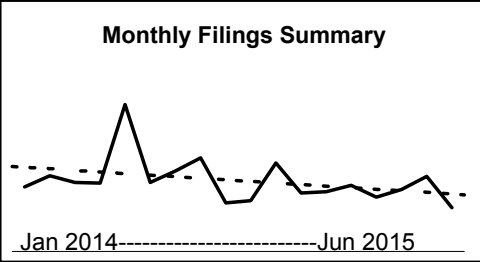
Type of Case: Filings

2015 Average Month: 222

Jan-Jun 2015 : 1,332

Overall AVG. Month: 261

Monthly Filings Summary



January --- June Filings

1,820

2014

1,332

2015

| | Jan | Feb | Mar | Apr | May | <u>Jun</u> | Jul | Aug | Sep | Oct | Nov | Dec | Thru Jun | % Change | Trending | Total |
|------|-----|-----|-----|-----|-----|------------|-----|-----|-----|-----|-----|-----|----------|----------|----------|-------|
| 2014 | 238 | 279 | 255 | 252 | 542 | 254 | 297 | 345 | 179 | 187 | 326 | 216 | 1,820 | | | 3,370 |
| 2015 | 220 | 244 | 200 | 229 | 277 | 162 | - | - | - | - | - | - | 1,332 | -26.8% | ▼ | 1,332 |

| | | | Jan | Feb | Mar | Apr | May | <u>Jun</u> | Jul | Aug | Sep | Oct | Nov | Dec | Thru Jun | % Change | Trending | Total |
|----------|--|------|-----|-----|-----|-----|-----|------------|-----|-----|-----|-----|-----|-----|----------|----------|----------|-------|
| Civil | Administrative Law | 2014 | - | - | 1 | 1 | - | - | - | 1 | - | - | - | - | 2 | | | 3 |
| | Contested Divorce | 2014 | 6 | 3 | 5 | 2 | 6 | 7 | 7 | 3 | 3 | 4 | 3 | 5 | 29 | | | 54 |
| | | 2015 | 4 | 6 | 4 | 3 | 3 | 4 | - | - | - | - | - | - | 24 | -17.2% | ▼ | 24 |
| | Domestic and Family - Level 1 | 2014 | 15 | 3 | 6 | 5 | - | 10 | 8 | 11 | - | 4 | 4 | 2 | 39 | | | 68 |
| | | 2015 | 10 | 7 | - | 6 | - | - | - | - | - | - | - | - | 23 | -41.0% | ▼ | 23 |
| | Domestic and Family - Level 2 | 2014 | 2 | 5 | 3 | 2 | 2 | 2 | 2 | 3 | - | 6 | 2 | 1 | 16 | | | 30 |
| | | 2015 | 1 | 1 | 3 | 5 | 2 | 6 | - | - | - | - | - | - | 18 | 12.5% | ▲ | 18 |
| | General Civil - Level 1 | 2014 | - | - | - | - | - | - | - | 1 | - | - | - | - | 0 | | | 1 |
| | | 2015 | - | - | - | 1 | 2 | 3 | - | - | - | - | - | - | 6 | 0.0% | ↔ | 6 |
| | General Civil - Level 2 | 2014 | 6 | 2 | 4 | 10 | 6 | 6 | 5 | 13 | 1 | 4 | 2 | 3 | 34 | | | 62 |
| | | 2015 | 7 | 3 | 3 | 4 | 9 | 2 | - | - | - | - | - | - | 28 | -17.6% | ▼ | 28 |
| | General Civil - Level 3 | 2014 | 6 | 1 | 2 | 2 | 4 | 2 | 5 | 3 | 6 | 6 | 2 | 1 | 17 | | | 40 |
| | | 2015 | 4 | 1 | - | 3 | 2 | 1 | - | - | - | - | - | - | 11 | -35.3% | ▼ | 11 |
| | Probates/Wills and Trusts - Level 1 | 2014 | - | - | - | - | - | - | - | - | - | - | 1 | - | 0 | | | 1 |
| | | 2015 | - | - | - | - | 1 | - | - | - | - | - | - | - | 1 | 0.0% | ↔ | 1 |
| | Probates/Wills and Trusts - Level 2 | 2014 | 1 | - | - | - | - | 3 | - | 1 | - | 1 | - | - | 4 | | | 6 |
| | | 2015 | 2 | 1 | 1 | 3 | 3 | - | - | - | - | - | - | - | 10 | 150.0% | ▲ | 10 |
| Criminal | Protective Orders | 2014 | - | - | - | 1 | - | - | - | - | - | - | - | - | 1 | | | 1 |
| | Uncontested Divorce | 2014 | 7 | 9 | 13 | 10 | 13 | 13 | 12 | 14 | 12 | 9 | 12 | 8 | 65 | | | 132 |
| | | 2015 | 13 | 11 | 9 | 11 | 6 | 11 | - | - | - | - | - | - | 61 | -6.2% | ▼ | 61 |
| | Misdemeanor | 2014 | 25 | 36 | 23 | 8 | 29 | 10 | 5 | 40 | 14 | 10 | 36 | 9 | 131 | | | 245 |
| | | 2015 | 20 | 20 | 20 | 9 | 43 | 4 | - | - | - | - | - | - | 116 | -11.5% | ▼ | 116 |
| | Non-Capital Felonies and Related Matters | 2014 | 68 | 99 | 61 | 65 | 363 | 46 | 116 | 125 | 40 | 44 | 186 | 71 | 702 | | | 1,284 |
| Other | | 2015 | 80 | 121 | 65 | 79 | 108 | 43 | - | - | - | - | - | - | 496 | -29.3% | ▼ | 496 |
| | Other Criminally Related Matters | 2014 | - | - | 1 | 2 | 1 | 7 | - | 3 | 3 | 1 | 3 | 1 | 11 | | | 22 |
| | | 2015 | 2 | 3 | 7 | 1 | - | 2 | - | - | - | - | - | - | 15 | 36.4% | ▲ | 15 |
| | Miscellaneous | 2014 | 88 | 92 | 119 | 124 | 103 | 131 | 94 | 86 | 75 | 72 | 59 | 57 | 657 | | | 1,100 |
| | | 2015 | 61 | 58 | 48 | 68 | 54 | 53 | - | - | - | - | - | - | 342 | -47.9% | ▼ | 342 |
| | Other | 2014 | 14 | 29 | 17 | 20 | 15 | 17 | 43 | 41 | 25 | 26 | 16 | 58 | 112 | | | 321 |
| | | 2015 | 16 | 12 | 40 | 36 | 44 | 33 | - | - | - | - | - | - | 181 | 61.6% | ▲ | 181 |

Court: Tazewell Circuit

Start/End Date: Jan-14 / Jun-15

2014 Average Month: 470

Jan-Jun 2014: 2,983

Filings Trending: Upward ▲

Circuit/Court ID: 29 229185

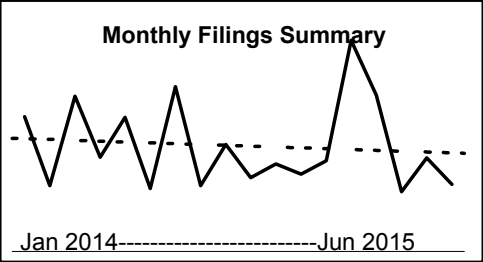
Type of Case: Filings

2015 Average Month:522

Jan-Jun 2015 : 3,129

Overall AVG. Month: 487

Monthly Filings Summary



January --- June Filings

2,983

2014

3,129

2015

| | Jan | Feb | Mar | Apr | May | <u>Jun</u> | Jul | Aug | Sep | Oct | Nov | Dec | Thru Jun | % Change | Trending | Total |
|------|-----|-----|-----|-----|-----|------------|-----|-----|-----|-----|-----|-----|----------|----------|----------|-------|
| 2014 | 621 | 303 | 716 | 435 | 618 | 290 | 760 | 304 | 493 | 341 | 404 | 357 | 2,983 | | | 5,642 |
| 2015 | 418 | 974 | 720 | 276 | 431 | 310 | - | - | - | - | - | - | 3,129 | 4.9% | ▲ | 3,129 |

| | | | Jan | Feb | Mar | Apr | May | <u>Jun</u> | Jul | Aug | Sep | Oct | Nov | Dec | Thru Jun | % Change | Trending | Total |
|----------|--|------|-----|-----|-----|-----|-----|------------|-----|-----|-----|-----|-----|-----|----------|----------|----------|-------|
| Civil | Administrative Law | 2014 | - | - | - | - | - | - | - | 1 | - | - | 1 | - | 0 | | | 2 |
| | Contested Divorce | 2014 | 3 | 5 | 6 | 6 | 4 | 7 | 6 | 1 | 10 | 7 | 6 | 6 | 31 | 0.0% | ↔ | 67 |
| | | 2015 | 5 | 4 | 6 | 6 | 3 | 3 | - | - | - | - | - | - | 27 | -12.9% | ▼ | 27 |
| | Domestic and Family - Level 1 | 2014 | 2 | 1 | 5 | - | 6 | 1 | 5 | 4 | 4 | 10 | 4 | 5 | 15 | | | 47 |
| | | 2015 | 1 | 6 | 24 | 4 | 1 | 2 | - | - | - | - | - | - | 38 | 153.3% | ▲ | 38 |
| | Domestic and Family - Level 2 | 2014 | 1 | 1 | 2 | 3 | 3 | 6 | 7 | 2 | 4 | - | 1 | 2 | 16 | | | 32 |
| | | 2015 | 4 | 2 | 3 | 1 | 4 | 4 | - | - | - | - | - | - | 18 | 12.5% | ▲ | 18 |
| | General Civil - Level 1 | 2014 | 1 | - | 1 | 1 | 2 | 1 | - | 1 | 2 | - | - | 2 | 6 | | | 11 |
| | | 2015 | - | 1 | 1 | 1 | 1 | - | - | - | - | - | - | - | 4 | -33.3% | ▼ | 4 |
| | General Civil - Level 2 | 2014 | 2 | 10 | 10 | 8 | 5 | 5 | 10 | 10 | 1 | 4 | 9 | 8 | 40 | | | 82 |
| | | 2015 | 9 | 3 | 5 | 13 | 5 | 5 | - | - | - | - | - | - | 40 | 0.0% | ↔ | 40 |
| | General Civil - Level 3 | 2014 | 3 | 1 | 2 | 6 | 5 | 1 | - | 3 | 2 | 4 | 2 | 3 | 18 | | | 32 |
| | | 2015 | 1 | 2 | 1 | 1 | 1 | 6 | - | - | - | - | - | - | 12 | -33.3% | ▼ | 12 |
| | Probates/Wills and Trusts - Level 1 | 2014 | - | - | - | - | - | - | - | - | 1 | - | - | 1 | 0 | | | 2 |
| | | 2015 | - | - | - | - | - | 1 | - | - | - | - | - | - | 1 | 0.0% | ↔ | 1 |
| | Probates/Wills and Trusts - Level 2 | 2014 | 4 | 3 | 1 | 1 | - | 2 | - | 3 | 2 | 2 | 2 | 2 | 11 | | | 22 |
| | | 2015 | 4 | 2 | 5 | 6 | 1 | 1 | - | - | - | - | - | - | 19 | 72.7% | ▲ | 19 |
| Criminal | Uncontested Divorce | 2014 | 17 | 25 | 19 | 11 | 12 | 15 | 23 | 16 | 9 | 15 | 13 | 11 | 99 | | | 186 |
| | | 2015 | 12 | 13 | 13 | 16 | 7 | 12 | - | - | - | - | - | - | 73 | -26.3% | ▼ | 73 |
| | Capital Murder | 2014 | - | - | - | - | - | - | - | - | - | - | - | 1 | 0 | | | 1 |
| | Misdemeanor | 2014 | 86 | 30 | 120 | 35 | 125 | 20 | 96 | 19 | 93 | 33 | 89 | 45 | 416 | 0.0% | ↔ | 791 |
| | | 2015 | 72 | 55 | 124 | 30 | 86 | 35 | - | - | - | - | - | - | 402 | -3.4% | ▼ | 402 |
| Other | Non-Capital Felonies and Related Matters | 2014 | 386 | 67 | 333 | 126 | 291 | 113 | 491 | 120 | 239 | 122 | 170 | 148 | 1,316 | | | 2,606 |
| | | 2015 | 178 | 758 | 373 | 94 | 242 | 143 | - | - | - | - | - | - | 1,788 | 35.9% | ▲ | 1,788 |
| | Other Criminally Related Matters | 2014 | 7 | 2 | 4 | 3 | 8 | 3 | 9 | 2 | 11 | 4 | 11 | 7 | 27 | | | 71 |
| | | 2015 | 5 | 5 | 2 | 2 | 1 | - | - | - | - | - | - | - | 15 | -44.4% | ▼ | 15 |
| | Miscellaneous | 2014 | 103 | 149 | 207 | 228 | 153 | 110 | 111 | 118 | 113 | 137 | 89 | 106 | 950 | | | 1,624 |
| | | 2015 | 124 | 113 | 156 | 97 | 76 | 87 | - | - | - | - | - | - | 653 | -31.3% | ▼ | 653 |
| Other | Other | 2014 | 6 | 9 | 6 | 7 | 4 | 6 | 2 | 4 | 2 | 3 | 7 | 10 | 38 | | | 66 |
| | | 2015 | 3 | 10 | 7 | 5 | 3 | 11 | - | - | - | - | - | - | 39 | 2.6% | ▲ | 39 |

Court: Lee Circuit

Start/End Date: Jan-14 / Jun-15

2014 Average Month: 221

Jan-Jun 2014: 1,457

Filings Trending: Downward ▼

Circuit/Court ID: 30 230105

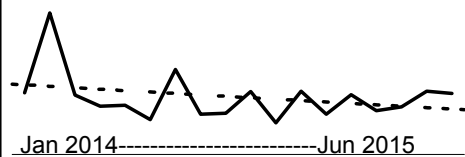
Type of Case: Filings

2015 Average Month:194

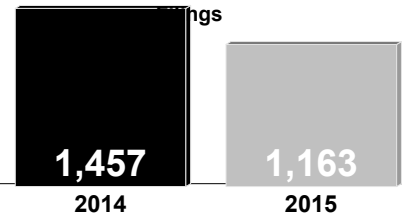
Jan-Jun 2015 : 1,163

Overall AVG. Month: 212

Monthly Filings Summary



January --- June Filings



| | Jan | Feb | Mar | Apr | May | <u>Jun</u> | Jul | Aug | Sep | Oct | Nov | Dec | Thru Jun | % Change | Trending | Total |
|------|-----|-----|-----|-----|-----|------------|-----|-----|-----|-----|-----|-----|----------|----------|----------|-------|
| 2014 | 228 | 522 | 219 | 178 | 182 | 128 | 313 | 149 | 152 | 232 | 117 | 233 | 1,457 | | | 2,653 |
| 2015 | 148 | 220 | 161 | 176 | 233 | 225 | - | - | - | - | - | - | 1,163 | -20.2% | ▼ | 1,163 |

| | | | Jan | Feb | Mar | Apr | May | <u>Jun</u> | Jul | Aug | Sep | Oct | Nov | Dec | Thru Jun | % Change | Trending | Total |
|----------|--|------|-----|-----|-----|-----|-----|------------|-----|-----|-----|-----|-----|-----|----------|----------|----------|-------|
| Civil | Administrative Law | 2014 | - | - | - | 1 | - | - | - | - | - | - | - | - | 1 | | | 1 |
| | Contested Divorce | 2014 | 7 | 4 | 5 | 3 | 2 | 4 | 3 | 1 | 4 | 4 | 1 | - | 25 | | | 38 |
| | | 2015 | 4 | 1 | 3 | 1 | - | 1 | - | - | - | - | - | - | 10 | -60.0% | ▼ | 10 |
| | Domestic and Family - Level 1 | 2014 | 5 | 4 | - | - | - | 1 | - | - | - | - | - | - | 10 | | | 10 |
| | | 2015 | 2 | 7 | 1 | - | 2 | 13 | - | - | - | - | - | - | 25 | 150.0% | ▲ | 25 |
| | Domestic and Family - Level 2 | 2014 | - | 4 | 2 | 2 | 3 | - | 5 | 4 | 2 | 2 | 1 | 3 | 11 | | | 28 |
| | | 2015 | - | 3 | 2 | 5 | 2 | 2 | - | - | - | - | - | - | 14 | 27.3% | ▲ | 14 |
| | General Civil - Level 1 | 2014 | - | - | - | - | - | - | - | 1 | 1 | - | - | 1 | 0 | | | 3 |
| | | 2015 | - | 1 | - | 2 | - | - | - | - | - | - | - | - | 3 | 0.0% | ↔ | 3 |
| | General Civil - Level 2 | 2014 | 1 | 2 | 5 | 1 | 3 | 3 | 6 | 6 | 3 | 2 | 1 | 3 | 15 | | | 36 |
| | | 2015 | 4 | 4 | 3 | 3 | 2 | 4 | - | - | - | - | - | - | 20 | 33.3% | ▲ | 20 |
| | General Civil - Level 3 | 2014 | 5 | 2 | 5 | 4 | 4 | 3 | 2 | 4 | 11 | 3 | 2 | 1 | 23 | | | 46 |
| | | 2015 | 8 | 1 | 2 | 3 | - | 1 | - | - | - | - | - | - | 15 | -34.8% | ▼ | 15 |
| | Probates/Wills and Trusts | 2014 | - | - | - | - | - | 2 | - | - | 1 | - | - | - | 2 | | | 3 |
| Criminal | Probates/Wills and Trusts - Level 2 | 2014 | 4 | 2 | 3 | - | - | - | 1 | 1 | 5 | 2 | - | 5 | 9 | | | 23 |
| | | 2015 | - | - | 2 | 1 | 2 | 1 | - | - | - | - | - | - | 6 | -33.3% | ▼ | 6 |
| | Uncontested Divorce | 2014 | 1 | 6 | 8 | 5 | 6 | 7 | 5 | 3 | 3 | 8 | 9 | 3 | 33 | | | 64 |
| | | 2015 | 7 | 4 | 10 | 8 | 6 | 6 | - | - | - | - | - | - | 41 | 24.2% | ▲ | 41 |
| | Misdemeanor | 2014 | 30 | 320 | 12 | 30 | 22 | 18 | 23 | 13 | 31 | 30 | 17 | 24 | 432 | | | 570 |
| | | 2015 | 15 | 19 | 23 | 39 | 39 | 42 | - | - | - | - | - | - | 177 | -59.0% | ▼ | 177 |
| Other | Non-Capital Felonies and Related Matters | 2014 | 104 | 105 | 121 | 80 | 82 | 46 | 219 | 70 | 35 | 117 | 43 | 140 | 538 | | | 1,162 |
| | | 2015 | 54 | 137 | 52 | 73 | 134 | 97 | - | - | - | - | - | - | 547 | 1.7% | ▲ | 547 |
| | Other Criminally Related Matters | 2014 | 10 | 8 | 2 | - | 16 | 2 | 6 | 7 | 12 | 7 | 6 | 5 | 38 | | | 81 |
| | | 2015 | 3 | 7 | 13 | 7 | 14 | 11 | - | - | - | - | - | - | 55 | 44.7% | ▲ | 55 |
| | Miscellaneous | 2014 | 60 | 62 | 54 | 52 | 44 | 42 | 42 | 39 | 41 | 56 | 37 | 48 | 314 | | | 577 |
| | | 2015 | 51 | 36 | 50 | 34 | 31 | 47 | - | - | - | - | - | - | 249 | -20.7% | ▼ | 249 |
| | Other | 2014 | 1 | 3 | 2 | - | - | - | 1 | - | 3 | 1 | - | - | 6 | | | 11 |
| | | 2015 | - | - | - | - | 1 | - | - | - | - | - | - | - | 1 | -83.3% | ▼ | 1 |

Court: Scott Circuit

Start/End Date: Jan-14 / Jun-15

2014 Average Month: 202

Jan-Jun 2014: 1,434

Filings Trending: Downward ▼

Circuit/Court ID: 30 230169


Type of Case: Filings

2015 Average Month:203

Jan-Jun 2015 : 1,220

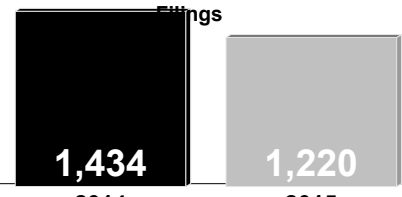
Overall AVG. Month: 202

Monthly Filings Summary



Jan 2014-----Jun 2015

January --- June Filings



1,434 1,220

2014 2015

| | Jan | Feb | Mar | Apr | May | <u>Jun</u> | Jul | Aug | Sep | Oct | Nov | Dec | Thru Jun | % Change | Trending | Total |
|------|-----|-----|-----|-----|-----|------------|-----|-----|-----|-----|-----|-----|----------|----------|----------|-------|
| 2014 | 153 | 232 | 403 | 164 | 273 | 209 | 130 | 194 | 126 | 255 | 157 | 123 | 1,434 | | | 2,419 |
| 2015 | 110 | 150 | 321 | 294 | 167 | 178 | - | - | - | - | - | - | 1,220 | -14.9% | ▼ | 1,220 |

| | | | Jan | Feb | Mar | Apr | May | <u>Jun</u> | Jul | Aug | Sep | Oct | Nov | Dec | Thru Jun | % Change | Trending | Total |
|----------|--|------|-----|-----|-----|-----|-----|------------|-----|-----|-----|-----|-----|-----|----------|----------|----------|-------|
| Civil | Administrative Law | 2014 | - | - | - | - | - | - | - | 1 | - | - | - | - | 0 | | | 1 |
| | Contested Divorce | 2014 | 2 | 5 | 4 | 7 | 4 | 5 | 2 | 6 | 4 | 3 | 2 | 1 | 27 | 0.0% | ↔ | 45 |
| | | 2015 | 2 | 2 | 4 | 5 | 2 | 4 | - | - | - | - | - | - | 19 | -29.6% | ▼ | 19 |
| | Domestic and Family - Level 1 | 2014 | 2 | - | 1 | 5 | - | 1 | - | 4 | - | 4 | - | 4 | 9 | | | 21 |
| | | 2015 | 1 | 1 | 1 | 2 | - | 6 | - | - | - | - | - | - | 11 | 22.2% | ▲ | 11 |
| | Domestic and Family - Level 2 | 2014 | 1 | - | - | - | - | 1 | - | 1 | - | 4 | 1 | 1 | 2 | | | 9 |
| | | 2015 | - | 1 | 2 | 2 | 1 | - | - | - | - | - | - | - | 6 | 200.0% | ▲ | 6 |
| | General Civil - Level 1 | 2014 | 1 | - | - | - | 1 | - | - | 1 | 2 | - | - | - | 2 | | | 5 |
| | | 2015 | - | 1 | - | - | - | - | - | - | - | - | - | - | 1 | -50.0% | ▼ | 1 |
| | General Civil - Level 2 | 2014 | 7 | 3 | 6 | 1 | 3 | 3 | 6 | 8 | 6 | 8 | 5 | 6 | 23 | | | 62 |
| | | 2015 | - | 3 | 3 | 2 | 9 | 3 | - | - | - | - | - | - | 20 | -13.0% | ▼ | 20 |
| | General Civil - Level 3 | 2014 | - | - | 1 | 3 | 6 | 5 | 2 | 6 | 3 | 1 | 1 | 4 | 15 | | | 32 |
| | | 2015 | 2 | 1 | 3 | 3 | 1 | 5 | - | - | - | - | - | - | 15 | 0.0% | ↔ | 15 |
| | Probates/Wills and Trusts - Level 1 | 2014 | - | 1 | - | - | - | - | - | 1 | - | - | 1 | - | 1 | | | 3 |
| | | 2015 | - | 1 | - | - | - | - | - | - | - | - | - | - | 1 | 0.0% | ↔ | 1 |
| | Probates/Wills and Trusts - Level 2 | 2014 | - | - | 6 | 5 | 3 | - | 1 | 4 | 1 | - | 1 | 2 | 14 | | | 23 |
| | | 2015 | 1 | - | 2 | 1 | 3 | - | - | - | - | - | - | - | 7 | -50.0% | ▼ | 7 |
| Criminal | Uncontested Divorce | 2014 | 4 | 9 | 13 | 11 | 6 | 9 | 4 | 1 | 5 | 8 | 6 | 2 | 52 | | | 78 |
| | | 2015 | 10 | 5 | 9 | 8 | 9 | 8 | - | - | - | - | - | - | 49 | -5.8% | ▼ | 49 |
| | Misdemeanor | 2014 | 31 | 28 | 55 | 25 | 89 | 37 | 32 | 25 | 30 | 65 | 74 | 33 | 265 | | | 524 |
| | | 2015 | 21 | 12 | 62 | 43 | 25 | 48 | - | - | - | - | - | - | 211 | -20.4% | ▼ | 211 |
| Other | Non-Capital Felonies and Related Matters | 2014 | 43 | 107 | 213 | 58 | 97 | 108 | 18 | 77 | 25 | 102 | 30 | 12 | 626 | | | 890 |
| | | 2015 | 23 | 83 | 143 | 161 | 70 | 52 | - | - | - | - | - | - | 532 | -15.0% | ▼ | 532 |
| | Other Criminally Related Matters | 2014 | 2 | 1 | 18 | 1 | 23 | 8 | 8 | 1 | 5 | 10 | 2 | 8 | 53 | | | 87 |
| | | 2015 | - | 1 | 6 | 15 | 5 | 10 | - | - | - | - | - | - | 37 | -30.2% | ▼ | 37 |
| Other | Miscellaneous | 2014 | 60 | 78 | 86 | 48 | 41 | 32 | 57 | 57 | 45 | 49 | 34 | 49 | 345 | | | 636 |
| | | 2015 | 50 | 39 | 86 | 51 | 42 | 42 | - | - | - | - | - | - | 310 | -10.1% | ▼ | 310 |
| | Other | 2014 | - | - | - | - | - | - | - | 1 | - | 1 | - | 1 | 0 | | | 3 |
| | | 2015 | - | - | - | 1 | - | - | - | - | - | - | - | - | 1 | 0.0% | ↔ | 1 |

Court: Wise Circuit

Start/End Date: Jan-14 / Jun-15

2014 Average Month: 387

Jan-Jun 2014: 2,327

Filings Trending: Downward ▼

Circuit/Court ID: 30 230195

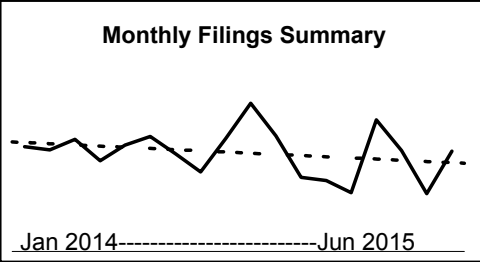
Type of Case: Filings

2015 Average Month: 320

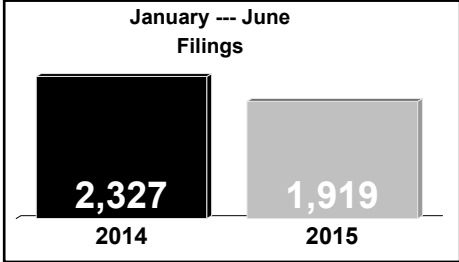
Jan-Jun 2015 : 1,919

Overall AVG. Month: 365

Monthly Filings Summary



January --- June Filings



| | Jan | Feb | Mar | Apr | May | <u>Jun</u> | Jul | Aug | Sep | Oct | Nov | Dec | Thru Jun | % Change | Trending | Total |
|------|-----|-----|-----|-----|-----|------------|-----|-----|-----|-----|-----|-----|----------|----------|----------|-------|
| 2014 | 387 | 375 | 414 | 335 | 392 | 424 | 361 | 293 | 417 | 547 | 426 | 273 | 2,327 | | | 4,644 |
| 2015 | 262 | 217 | 485 | 372 | 213 | 370 | - | - | - | - | - | - | 1,919 | -17.5% | ▼ | 1,919 |

| | | | Jan | Feb | Mar | Apr | May | <u>Jun</u> | Jul | Aug | Sep | Oct | Nov | Dec | Thru Jun | % Change | Trending | <u>Total</u> |
|---------------------|--|------|-----|-----|-----|-----|-----|------------|-----|-----|-----|-----|-----|-----|----------|----------|----------|--------------|
| Civil | Administrative Law | 2014 | 1 | - | - | 1 | - | 1 | 2 | 1 | - | - | 2 | 1 | 3 | | | 9 |
| | | 2015 | - | - | 1 | - | 1 | - | - | - | - | - | - | - | 2 | -33.3% | ▼ | 2 |
| | Contested Divorce | 2014 | 10 | 10 | 8 | 3 | 3 | 2 | 6 | 6 | 4 | 6 | 3 | 4 | 36 | | | 65 |
| | | 2015 | 12 | 10 | 6 | 10 | 6 | 9 | - | - | - | - | - | - | 53 | 47.2% | ▲ | 53 |
| | Domestic and Family - Level 1 | 2014 | 2 | 10 | 1 | - | 5 | 5 | 1 | 10 | 8 | 4 | 6 | 9 | 23 | | | 61 |
| | | 2015 | 6 | 4 | 2 | 5 | 7 | 6 | - | - | - | - | - | - | 30 | 30.4% | ▲ | 30 |
| | Domestic and Family - Level 2 | 2014 | 2 | 2 | - | 3 | 1 | 5 | 9 | 1 | 3 | 4 | 2 | 1 | 13 | | | 33 |
| | | 2015 | 4 | 2 | 6 | 1 | 7 | 3 | - | - | - | - | - | - | 23 | 76.9% | ▲ | 23 |
| | General Civil - Level 1 | 2014 | - | - | 2 | 3 | 1 | 1 | 2 | 1 | - | - | - | 2 | 7 | | | 12 |
| | | 2015 | 5 | - | - | - | 1 | - | - | - | - | - | - | - | 6 | -14.3% | ▼ | 6 |
| | General Civil - Level 2 | 2014 | 11 | 10 | 6 | 8 | 12 | 6 | 8 | 15 | 20 | 4 | 5 | 11 | 53 | | | 116 |
| | | 2015 | 13 | 4 | 16 | 6 | 12 | 11 | - | - | - | - | - | - | 62 | 17.0% | ▲ | 62 |
| | General Civil - Level 3 | 2014 | 8 | 4 | 5 | 8 | 5 | 5 | 5 | 3 | 5 | 6 | 4 | 3 | 35 | | | 61 |
| | | 2015 | 1 | 5 | 1 | 1 | 3 | 5 | - | - | - | - | - | - | 16 | -54.3% | ▼ | 16 |
| | Probates/Wills and Trusts | 2014 | - | - | 1 | - | - | - | 1 | - | - | - | - | - | 1 | | | 2 |
| | Probates/Wills and Trusts - Level 2 | 2014 | 1 | - | 3 | 1 | 3 | 4 | 3 | 2 | 4 | 3 | - | 1 | 12 | | | 25 |
| | 2015 | 1 | 4 | 1 | 1 | - | 3 | - | - | - | - | - | - | 10 | -16.7% | ▼ | 10 | |
| Uncontested Divorce | 2014 | 25 | 13 | 26 | 21 | 17 | 15 | 20 | 15 | 14 | 19 | 15 | 17 | 117 | | | 217 | |
| | 2015 | 15 | 12 | 21 | 15 | 18 | 19 | - | - | - | - | - | - | 100 | -14.5% | ▼ | 100 | |
| Criminal | Misdemeanor | 2014 | 65 | 52 | 74 | 81 | 81 | 79 | 40 | 70 | 84 | 55 | 114 | 52 | 432 | | | 847 |
| | | 2015 | 48 | 30 | 81 | 71 | 36 | 95 | - | - | - | - | - | - | 361 | -16.4% | ▼ | 361 |
| | Non-Capital Felonies and Related Matters | 2014 | 187 | 127 | 153 | 119 | 144 | 206 | 131 | 93 | 190 | 366 | 214 | 101 | 936 | | | 2,031 |
| | | 2015 | 57 | 56 | 213 | 146 | 57 | 118 | - | - | - | - | - | - | 647 | -30.9% | ▼ | 647 |
| Other | Other Criminally Related Matters | 2014 | 3 | 5 | 5 | 8 | 5 | 6 | 12 | 5 | 12 | 5 | 8 | 7 | 32 | | | 81 |
| | | 2015 | 4 | 18 | 6 | 10 | 9 | 16 | - | - | - | - | - | - | 63 | 96.9% | ▲ | 63 |
| | Miscellaneous | 2014 | 71 | 136 | 129 | 79 | 110 | 86 | 118 | 67 | 71 | 71 | 51 | 63 | 611 | | | 1,052 |
| | | 2015 | 93 | 70 | 131 | 103 | 53 | 81 | - | - | - | - | - | - | 531 | -13.1% | ▼ | 531 |
| | Other | 2014 | 1 | 6 | 1 | - | 5 | 3 | 3 | 4 | 2 | 4 | 2 | 1 | 16 | | | 32 |
| | 2015 | 3 | 2 | - | 3 | 3 | 4 | - | - | - | - | - | - | 15 | -6.3% | ▼ | 15 | |

Court: Prince William Circuit

Start/End Date: Jan-14 / Jun-15

2014 Average Month: 1,367

Jan-Jun 2014: 8,446

Filings Trending: Steady ↔

Circuit/Court ID: 31 231153

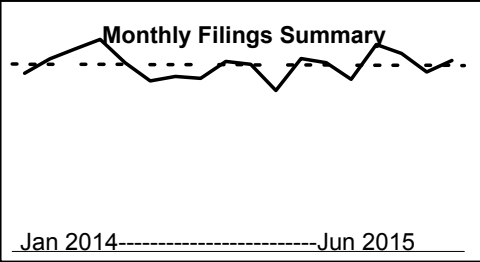
Type of Case: Filings

2015 Average Month: 1,397

Jan-Jun 2015 : 8,382

Overall AVG. Month: 1,377

Monthly Filings Summary



January --- June Filings

8,446

2014

8,382

2015

| | Jan | Feb | Mar | Apr | May | Jun | Jul | Aug | Sep | Oct | Nov | Dec | Thru Jun | % Change | Trending | Total |
|------|-------|-------|-------|-------|-------|-------|-------|-------|-------|-------|-------|-------|----------|----------|----------|--------|
| 2014 | 1,315 | 1,421 | 1,494 | 1,564 | 1,393 | 1,259 | 1,292 | 1,277 | 1,402 | 1,380 | 1,188 | 1,422 | 8,446 | | | 16,407 |
| 2015 | 1,393 | 1,269 | 1,527 | 1,461 | 1,323 | 1,409 | - | - | - | - | - | - | 8,382 | -0.8% | ▼ | 8,382 |

| | | | Jan | Feb | Mar | Apr | May | Jun | Jul | Aug | Sep | Oct | Nov | Dec | Thru Jun | % Change | Trending | Total |
|----------|--|------|-----|-----|-----|-----|-----|-----|-----|-----|-----|-----|-----|-----|----------|----------|----------|-------|
| Civil | Administrative Law | 2014 | 2 | 1 | - | 2 | - | - | - | 1 | - | - | - | - | 5 | | | 6 |
| | | 2015 | 2 | - | 1 | - | - | 1 | - | - | - | - | - | - | 4 | -20.0% | ▼ | 4 |
| | Contested Divorce | 2014 | 32 | 26 | 37 | 39 | 46 | 30 | 41 | 40 | 42 | 49 | 36 | 29 | 210 | | | 447 |
| | | 2015 | 23 | 43 | 45 | 51 | 39 | 35 | - | - | - | - | - | - | 236 | 12.4% | ▲ | 236 |
| | Domestic and Family - Level 1 | 2014 | 4 | 13 | 16 | 22 | 18 | 19 | 43 | 16 | 21 | 25 | 18 | 24 | 92 | | | 239 |
| | | 2015 | 12 | 22 | 18 | 29 | 20 | 18 | - | - | - | - | - | - | 119 | 29.3% | ▲ | 119 |
| | Domestic and Family - Level 2 | 2014 | 12 | 20 | 8 | 16 | 16 | 7 | 15 | 15 | 12 | 21 | 12 | 6 | 79 | | | 160 |
| | | 2015 | 44 | 29 | 30 | 12 | 6 | 17 | - | - | - | - | - | - | 138 | 74.7% | ▲ | 138 |
| | General Civil - Level 1 | 2014 | 3 | 2 | 5 | 3 | 4 | 3 | 1 | 3 | 2 | 5 | 1 | 4 | 20 | | | 36 |
| | | 2015 | 4 | - | - | 5 | 7 | 2 | - | - | - | - | - | - | 18 | -10.0% | ▼ | 18 |
| | General Civil - Level 2 | 2014 | 79 | 57 | 75 | 85 | 95 | 66 | 46 | 73 | 83 | 80 | 51 | 59 | 457 | | | 849 |
| | | 2015 | 74 | 65 | 74 | 97 | 76 | 90 | - | - | - | - | - | - | 476 | 4.2% | ▲ | 476 |
| | General Civil - Level 3 | 2014 | 31 | 20 | 31 | 25 | 38 | 24 | 23 | 38 | 29 | 28 | 23 | 29 | 169 | | | 339 |
| | | 2015 | 21 | 33 | 29 | 24 | 26 | 31 | - | - | - | - | - | - | 164 | -3.0% | ▼ | 164 |
| | Probates/Wills and Trusts - Level 1 | 2014 | - | 2 | 1 | - | 2 | 1 | 1 | - | 2 | 2 | - | - | 6 | | | 11 |
| | | 2015 | 1 | 1 | - | 3 | 1 | - | - | - | - | - | - | - | 6 | 0.0% | ↔ | 6 |
| | Probates/Wills and Trusts - Level 2 | 2014 | 3 | 9 | 6 | 13 | 6 | 4 | 7 | 9 | 14 | 10 | 10 | 13 | 41 | | | 104 |
| | | 2015 | 9 | 11 | 12 | 8 | 5 | 9 | - | - | - | - | - | - | 54 | 31.7% | ▲ | 54 |
| | Protective Orders | 2014 | 5 | 3 | 2 | 6 | 3 | 2 | - | - | - | 2 | 3 | 3 | 21 | | | 29 |
| | | 2015 | 1 | 4 | 3 | 1 | 1 | 3 | - | - | - | - | - | - | 13 | -38.1% | ▼ | 13 |
| | Uncontested Divorce | 2014 | 80 | 64 | 80 | 98 | 98 | 65 | 76 | 85 | 69 | 87 | 81 | 66 | 485 | | | 949 |
| | | 2015 | 76 | 93 | 97 | 111 | 88 | 88 | - | - | - | - | - | - | 553 | 14.0% | ▲ | 553 |
| Criminal | Misdemeanor | 2014 | 97 | 116 | 89 | 170 | 110 | 123 | 133 | 119 | 107 | 87 | 78 | 92 | 705 | | | 1,321 |
| | | 2015 | 104 | 83 | 97 | 66 | 106 | 83 | - | - | - | - | - | - | 539 | -23.5% | ▼ | 539 |
| | Non-Capital Felonies and Related Matters | 2014 | 226 | 290 | 414 | 354 | 368 | 325 | 299 | 238 | 392 | 285 | 333 | 343 | 1,977 | | | 3,867 |
| | | 2015 | 289 | 238 | 300 | 280 | 215 | 240 | - | - | - | - | - | - | 1,562 | -21.0% | ▼ | 1,562 |
| Other | Other Criminally Related Matters | 2014 | 72 | 79 | 53 | 72 | 55 | 54 | 57 | 88 | 57 | 60 | 60 | 110 | 385 | | | 817 |
| | | 2015 | 81 | 38 | 52 | 64 | 93 | 74 | - | - | - | - | - | - | 402 | 4.4% | ▲ | 402 |
| | Miscellaneous | 2014 | 630 | 666 | 648 | 607 | 503 | 512 | 500 | 540 | 516 | 576 | 415 | 568 | 3,566 | | | 6,681 |
| | | 2015 | 579 | 537 | 679 | 643 | 496 | 566 | - | - | - | - | - | - | 3,500 | -1.9% | ▼ | 3,500 |
| | Other | 2014 | 39 | 53 | 29 | 52 | 31 | 24 | 50 | 12 | 56 | 63 | 67 | 76 | 228 | | | 552 |
| | | 2015 | 73 | 72 | 90 | 67 | 144 | 152 | - | - | - | - | - | - | 598 | 162.3% | ▲ | 598 |