

Court: Chesapeake Circuit

Start/End Date: Jan-14 / Jul-15

2014 Average Month: 1,110

Jan-Jul 2014: 8,043

Filings Trending: Downward ▼

Circuit/Court ID: 1 201550

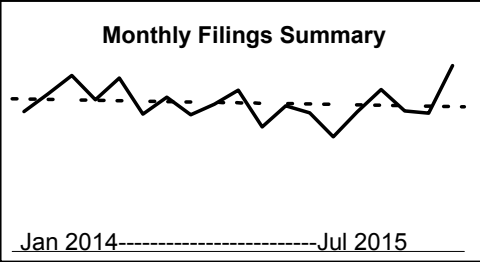
Type of Case: Filings

2015 Average Month:1,074

Jan-Jul 2015 : 7,519

Overall AVG. Month: 1,097

Monthly Filings Summary



January --- July Filings

8,043

2014

7,519

2015

			Jan	Feb	Mar	Apr	May	Jun	Jul	Aug	Sep	Oct	Nov	Dec	Thru Jul	% Change	Trending	Total
2014			1,032	1,161	1,299	1,120	1,279	1,014	1,138	1,009	1,085	1,191	919	1,075	8,043			13,322
2015			1,022	845	1,029	1,195	1,036	1,020	1,372	-	-	-	-	-	7,519	-6.5%	▼	7,519

			Jan	Feb	Mar	Apr	May	Jun	Jul	Aug	Sep	Oct	Nov	Dec	Thru Jul	% Change	Trending	Total
Civil	Administrative Law	2014	1	1	3	1	-	-	1	1	4	2	2	1	7			17
		2015	1	-	-	2	4	1	3	-	-	-	-	-	11	57.1%	▲	11
	Contested Divorce	2014	18	32	33	33	25	31	25	22	21	25	16	18	197			299
		2015	14	15	29	20	28	20	21	-	-	-	-	-	147	-25.4%	▼	147
	Domestic and Family - Level 1	2014	8	13	20	15	22	11	15	15	25	15	17	17	104			193
		2015	10	15	13	33	10	19	20	-	-	-	-	-	120	15.4%	▲	120
	Domestic and Family - Level 2	2014	14	8	9	16	14	3	4	8	9	11	6	7	68			109
		2015	2	10	10	9	6	7	7	-	-	-	-	-	51	-25.0%	▼	51
	General Civil - Level 1	2014	3	1	2	3	4	2	3	4	1	9	1	3	18			36
		2015	1	8	2	5	4	-	2	-	-	-	-	-	22	22.2%	▲	22
	General Civil - Level 2	2014	18	51	36	38	61	36	52	39	30	65	30	30	292			486
		2015	31	51	32	61	30	40	66	-	-	-	-	-	311	6.5%	▲	311
	General Civil - Level 3	2014	19	29	21	17	30	13	22	17	22	39	10	14	151			253
		2015	4	13	15	30	15	14	33	-	-	-	-	-	124	-17.9%	▼	124
	Probates/Wills and Trusts - Level 1	2014	1	-	1	-	-	-	-	-	-	2	-	1	2			5
		2015	2	2	1	-	-	2	-	-	-	-	-	-	7	250.0%	▲	7
	Probates/Wills and Trusts - Level 2	2014	4	7	3	8	5	8	4	2	4	7	3	2	39			57
		2015	7	3	10	2	4	4	8	-	-	-	-	-	38	-2.6%	▼	38
Protective Orders	2014	-	-	-	1	-	-	-	-	-	-	-	-	1			1	
Uncontested Divorce	2014	50	61	74	72	77	57	66	50	49	72	45	48	457			721	
	2015	36	53	56	53	63	58	61	-	-	-	-	-	380	-16.8%	▼	380	
Criminal	Capital Murder	2015	-	-	-	-	-	1	-	-	-	-	-	-	1			1
	Misdemeanor	2014	127	114	161	157	165	145	134	148	158	125	105	127	1,003			1,666
		2015	101	82	104	134	123	106	130	-	-	-	-	-	780	-22.2%	▼	780
	Non-Capital Felonies and Related Matters	2014	275	307	341	257	381	349	339	304	341	328	310	339	2,249			3,871
		2015	315	183	257	406	348	332	326	-	-	-	-	-	2,167	-3.6%	▼	2,167
	Other Criminally Related Matters	2014	18	29	45	59	61	44	53	45	62	55	50	59	309			580
2015		31	50	42	39	37	51	74	-	-	-	-	-	324	4.9%	▲	324	
Other	Miscellaneous	2014	413	443	485	388	370	232	348	299	312	375	293	365	2,679			4,323
		2015	405	325	386	345	314	307	475	-	-	-	-	-	2,557	-4.6%	▼	2,557
	Other	2014	63	65	65	55	64	83	72	55	47	61	31	44	467			705
	2015	62	35	72	56	50	58	146	-	-	-	-	-	479	2.6%	▲	479	

Court: Accomack Circuit

Start/End Date: Jan-14 / Jul-15

2014 Average Month: 104

Jan-Jul 2014: 711

Filings Trending: Downward ▼

Circuit/Court ID: 2 202001

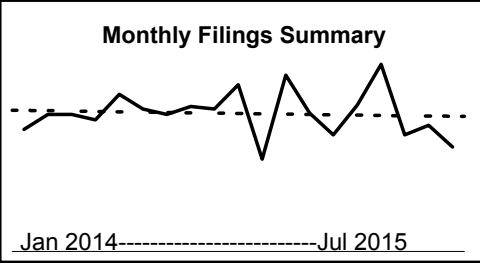
Type of Case: Filings

2015 Average Month:99

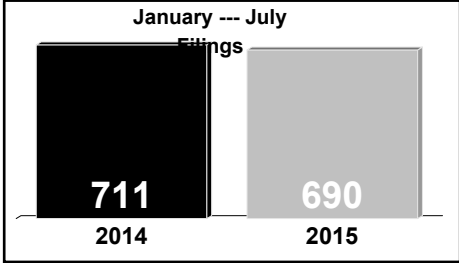
Jan-Jul 2015 : 690

Overall AVG. Month: 102

Monthly Filings Summary



January --- July Filings



	Jan	Feb	Mar	Apr	May	Jun	<u>Jul</u>	Aug	Sep	Oct	Nov	Dec	Thru Jul	% Change	Trending	Total
2014	90	101	101	97	116	105	101	107	105	123	68	130	711			1,244
2015	102	86	108	138	86	93	77	-	-	-	-	-	690	-3.0%	▼	690

			Jan	Feb	Mar	Apr	May	Jun	<u>Jul</u>	Aug	Sep	Oct	Nov	Dec	Thru Jul	% Change	Trending	Total
Civil	Administrative Law	2014	-	-	-	-	-	-	-	3	-	1	1	2	0			7
	Contested Divorce	2014	3	-	5	2	2	3	2	2	-	5	-	1	17	0.0%	↔	25
		2015	6	2	6	2	1	3	4	-	-	-	-	-	24	41.2%	▲	24
	Domestic and Family - Level 1	2014	-	1	1	3	2	-	2	4	1	-	-	-	9			14
		2015	-	2	-	2	2	-	1	-	-	-	-	-	7	-22.2%	▼	7
	Domestic and Family - Level 2	2014	2	-	-	1	1	-	-	4	-	-	-	-	4			8
		2015	2	-	-	-	-	2	5	-	-	-	-	-	9	125.0%	▲	9
	General Civil - Level 1	2014	1	-	-	-	-	-	1	-	-	-	-	-	2			2
		2015	1	-	-	-	-	-	1	-	-	-	-	-	2	0.0%	↔	2
	General Civil - Level 2	2014	4	4	7	5	8	12	13	12	6	6	1	7	53			85
		2015	16	4	3	7	8	11	2	-	-	-	-	-	51	-3.8%	▼	51
	General Civil - Level 3	2014	6	3	3	6	10	7	5	1	4	6	1	3	40			55
		2015	10	3	2	4	8	5	3	-	-	-	-	-	35	-12.5%	▼	35
	Probates/Wills and Trusts - Level 2	2014	1	-	-	-	1	-	1	-	-	-	-	-	3			3
		2015	-	-	1	-	1	-	-	-	-	-	-	-	2	-33.3%	▼	2
	Protective Orders	2014	1	2	1	-	-	2	-	-	-	1	-	-	6			7
		2015	-	-	-	-	-	-	1	-	-	-	-	-	1	-83.3%	▼	1
Criminal	Uncontested Divorce	2014	10	4	5	7	6	7	5	5	14	6	3	1	44			73
		2015	8	6	6	5	7	6	5	-	-	-	-	-	43	-2.3%	▼	43
	Misdemeanor	2014	12	11	3	9	7	13	7	4	10	11	5	17	62			109
		2015	2	3	8	4	4	8	5	-	-	-	-	-	34	-45.2%	▼	34
	Non-Capital Felonies and Related Matters	2014	6	19	19	17	43	24	14	35	21	31	9	29	142			267
		2015	8	39	12	64	10	29	10	-	-	-	-	-	172	21.1%	▲	172
Other	Other Criminally Related Matters	2014	5	1	4	-	1	3	2	5	4	5	-	4	16			34
		2015	4	-	6	2	-	2	-	-	-	-	-	-	14	-12.5%	▼	14
	Miscellaneous	2014	38	54	50	45	35	33	46	30	42	49	47	64	301			533
		2015	44	26	64	48	45	26	39	-	-	-	-	-	292	-3.0%	▼	292
	Other	2014	1	2	3	2	-	1	3	2	3	2	1	2	12			22
		2015	1	1	-	-	-	1	1	-	-	-	-	-	4	-66.7%	▼	4

Court: Northampton Circuit

Start/End Date: Jan-14 / Jul-15

2014 Average Month: 71

Jan-Jul 2014: 458

Filings Trending: Downward ▼

Circuit/Court ID: 2 202131


Type of Case: Filings

2015 Average Month:58

Jan-Jul 2015 : 406

Overall AVG. Month: 66

Monthly Filings Summary



Jan 2014-----Jul 2015

January --- July Filings

458

2014

406

2015

	Jan	Feb	Mar	Apr	May	Jun	Jul	Aug	Sep	Oct	Nov	Dec	Thru Jul	% Change	Trending	Total
2014	58	48	80	73	103	44	52	60	110	71	84	68	458			851
2015	55	46	70	46	58	72	59	-	-	-	-	-	406	-11.4%	▼	406

			Jan	Feb	Mar	Apr	May	Jun	Jul	Aug	Sep	Oct	Nov	Dec	Thru Jul	% Change	Trending	Total
Civil	Administrative Law	2015	-	-	-	-	1	-	-	-	-	-	-	-	1			1
	Contested Divorce	2014	1	-	-	1	-	2	-	2	1	-	-	-	4			7
		2015	-	-	1	1	-	-	-	-	-	-	-	-	2	-50.0%	▼	2
	Domestic and Family - Level 1	2014	-	-	-	-	-	-	-	8	1	-	2	-	0			11
		2015	-	-	-	1	3	-	2	-	-	-	-	-	6	0.0%	↔	6
	Domestic and Family - Level 2	2014	-	-	-	-	-	-	-	-	-	1	-	1	0			2
		2015	-	1	1	-	-	1	-	-	-	-	-	-	3	0.0%	↔	3
	General Civil - Level 1	2015	-	-	-	-	-	1	-	-	-	-	-	-	1			1
	General Civil - Level 2	2014	2	1	3	4	10	6	-	2	3	4	2	5	26			42
		2015	2	1	4	3	2	3	4	-	-	-	-	-	19	-26.9%	▼	19
	General Civil - Level 3	2014	2	3	1	8	1	3	3	1	5	10	13	3	21			53
		2015	9	3	-	2	4	7	6	-	-	-	-	-	31	47.6%	▲	31
	Probates/Wills and Trusts - Level 2	2014	-	-	2	-	-	-	-	1	1	2	-	-	2			6
		2015	1	2	1	3	1	-	-	-	-	-	-	-	8	300.0%	▲	8
Criminal	Protective Orders	2014	-	-	-	-	-	-	-	1	-	1	-	-	0			2
	Uncontested Divorce	2014	1	4	8	2	-	-	2	1	5	5	-	2	17	0.0%	↔	30
		2015	1	1	3	4	-	2	4	-	-	-	-	-	15	-11.8%	▼	15
	Misdemeanor	2014	16	13	22	15	26	15	18	13	31	16	19	17	125			221
Other		2015	15	8	15	10	14	14	11	-	-	-	-	-	87	-30.4%	▼	87
	Non-Capital Felonies and Related Matters	2014	16	2	17	23	37	10	14	4	45	6	25	14	119			213
		2015	7	6	21	8	12	19	16	-	-	-	-	-	89	-25.2%	▼	89
	Other Criminally Related Matters	2014	4	8	4	3	4	5	3	6	5	4	4	5	31			55
		2015	7	6	4	6	7	12	-	-	-	-	-	-	42	35.5%	▲	42
	Miscellaneous	2014	16	17	23	17	25	3	12	21	13	20	19	19	113			205
		2015	13	18	20	8	14	13	16	-	-	-	-	-	102	-9.7%	▼	102
Other			2014	-	-	-	-	-	-	-	-	2	-	2	0			4

Court: Virginia Beach Circuit

Start/End Date: Jan-14 / Jul-15

2014 Average Month: 406

Jan-Jul 2014: 12

Filings Trending: Upward ▲

Circuit/Court ID: 2 202810

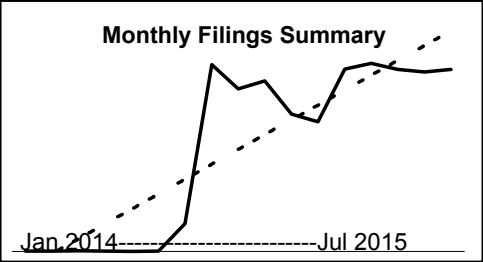
Type of Case: Filings

2015 Average Month:1,245

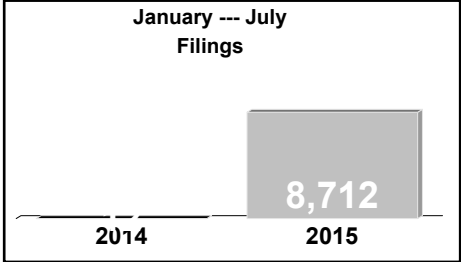
Jan-Jul 2015 : 8,712

Overall AVG. Month: 751

Monthly Filings Summary



January --- July Filings



			Jan	Feb	Mar	Apr	May	Jun	Jul	Aug	Sep	Oct	Nov	Dec	Thru Jul	% Change	Trending	Total
2014			-	2	-	2	4	3	1	3	205	1,378	1,200	1,258	12			4,056
2015			1,013	956	1,346	1,387	1,343	1,324	1,343	-	-	-	-	-	8,712	2,500.0%	▲	8,712

			Jan	Feb	Mar	Apr	May	Jun	Jul	Aug	Sep	Oct	Nov	Dec	Thru Jul	% Change	Trending	Total
Civil	Administrative Law	2014	-	-	-	-	-	-	-	-	-	4	-	2	0			6
		2015	1	2	5	2	1	1	-	-	-	-	-	-	12	0.0%	↔	12
	Contested Divorce	2014	-	-	-	-	-	-	-	-	-	43	33	31	0			107
		2015	36	22	37	41	33	39	27	-	-	-	-	-	235	0.0%	↔	235
	Domestic and Family - Level 1	2014	-	1	-	1	4	2	-	1	5	21	28	27	8			90
		2015	22	35	27	51	40	60	56	-	-	-	-	-	291	3,537.5%	▲	291
	Domestic and Family - Level 2	2014	-	-	-	-	-	-	-	-	-	11	13	7	0			31
		2015	4	15	15	8	7	18	8	-	-	-	-	-	75	0.0%	↔	75
	General Civil - Level 1	2014	-	-	-	-	-	-	-	-	1	4	1	1	0			7
		2015	6	2	4	2	6	3	2	-	-	-	-	-	25	0.0%	↔	25
	General Civil - Level 2	2014	-	-	-	-	-	-	-	-	-	70	78	68	0			216
		2015	59	53	83	62	61	63	70	-	-	-	-	-	451	0.0%	↔	451
	General Civil - Level 3	2014	-	-	-	-	-	-	-	-	1	32	27	22	0			82
		2015	22	22	48	84	73	107	88	-	-	-	-	-	444	0.0%	↔	444
	Probates/Wills and Trusts - Level 1	2014	-	-	-	-	-	-	-	-	-	-	-	1	0			1
		2015	-	-	2	2	1	-	1	-	-	-	-	-	6	0.0%	↔	6
	Probates/Wills and Trusts - Level 2	2014	-	-	-	-	-	-	-	-	-	9	5	4	0			18
		2015	12	7	8	8	8	18	13	-	-	-	-	-	74	0.0%	↔	74
	Protective Orders	2014	-	-	-	-	-	-	1	-	-	-	-	1	1			2
		2015	-	-	-	-	1	-	-	-	-	-	-	-	1	0.0%	↔	1
	Uncontested Divorce	2014	-	-	-	-	-	-	-	-	-	84	63	63	0			210
		2015	54	51	110	80	86	86	86	-	-	-	-	-	553	0.0%	↔	553
Criminal	Capital Murder	2015	-	1	-	-	2	-	-	-	-	-	-	-	3			3
	Misdemeanor	2014	-	1	-	-	-	1	-	2	76	230	201	293	2			804
		2015	150	143	190	251	243	209	267	-	-	-	-	-	1,453	2,550.0%	▲	1,453
	Non-Capital Felonies and Related Matters	2014	-	-	-	-	-	-	-	-	84	490	438	335	0			1,347
		2015	340	314	405	476	500	410	392	-	-	-	-	-	2,837	0.0%	↔	2,837
Other	Other Criminally Related Matters	2014	-	-	-	-	-	-	-	-	38	162	139	208	0			547
		2015	134	112	141	67	75	80	76	-	-	-	-	-	685	0.0%	↔	685
	Miscellaneous	2014	-	-	-	-	-	-	-	-	-	155	126	146	0			427
		2015	116	122	202	197	144	173	255	-	-	-	-	-	1,209	0.0%	↔	1,209
	Other	2014	-	-	-	1	-	-	-	-	-	63	48	49	1			161
		2015	57	55	69	56	62	57	2	-	-	-	-	-	358	5,700.0%	▲	358

Court: Portsmouth Circuit

Start/End Date: Jan-14 / Jul-15

2014 Average Month: 753

Jan-Jul 2014: 5,349

Filings Trending: Upward ▲

Circuit/Court ID: 3 203740

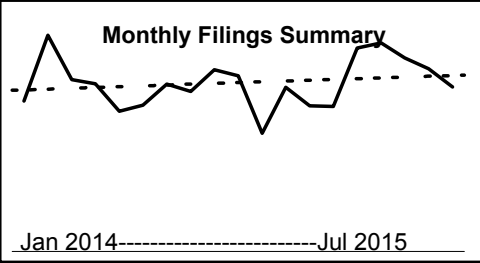
Type of Case: Filings

2015 Average Month:819

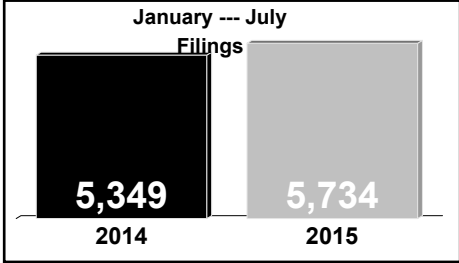
Jan-Jul 2015 : 5,734

Overall AVG. Month: 777

Monthly Filings Summary



January --- July Filings



			Jan	Feb	Mar	Apr	May	Jun	Jul	Aug	Sep	Oct	Nov	Dec	Thru Jul	% Change	Trending	Total
2014			693	997	792	773	647	675	772	738	838	810	545	757	5,349			9,037
2015			671	669	938	962	893	843	758	-	-	-	-	-	5,734	7.2%	▲	5,734

			Jan	Feb	Mar	Apr	May	Jun	Jul	Aug	Sep	Oct	Nov	Dec	Thru Jul	% Change	Trending	Total
Civil	Administrative Law	2014	1	1	1	-	-	-	-	-	-	1	2	3	3			9
		2015	-	-	4	-	2	-	-	-	-	-	-	-	6	100.0%	▲	6
	Contested Divorce	2014	10	11	10	9	12	8	8	9	6	9	4	7	68			103
		2015	5	8	13	14	12	12	12	-	-	-	-	-	76	11.8%	▲	76
	Domestic and Family - Level 1	2014	8	14	5	16	17	14	16	13	11	7	13	15	90			149
		2015	18	16	9	5	7	5	12	-	-	-	-	-	72	-20.0%	▼	72
	Domestic and Family - Level 2	2014	7	2	7	3	4	2	4	4	4	8	2	6	29			53
		2015	2	3	7	1	6	4	3	-	-	-	-	-	26	-10.3%	▼	26
	General Civil - Level 1	2014	22	26	2	2	33	1	18	1	19	3	-	6	104			133
		2015	1	2	2	2	-	1	1	-	-	-	-	-	9	-91.3%	▼	9
	General Civil - Level 2	2014	22	33	26	30	19	24	19	12	19	24	17	18	173			263
		2015	20	21	31	20	17	30	28	-	-	-	-	-	167	-3.5%	▼	167
	General Civil - Level 3	2014	113	104	85	84	68	70	151	91	104	102	46	29	675			1,047
		2015	121	116	130	217	164	208	97	-	-	-	-	-	1,053	56.0%	▲	1,053
	Probates/Wills and Trusts - Level 1	2014	1	-	-	-	-	-	1	-	-	1	-	1	2			4
		2015	-	-	-	-	-	1	-	-	-	-	-	-	1	-50.0%	▼	1
	Probates/Wills and Trusts - Level 2	2014	5	9	4	6	5	7	6	3	6	7	4	6	42			68
		2015	5	5	3	5	3	4	4	-	-	-	-	-	29	-31.0%	▼	29
	Protective Orders	2014	1	2	4	1	1	1	1	2	3	3	2	-	11			21
		2015	-	5	2	1	3	-	2	-	-	-	-	-	13	18.2%	▲	13
	Uncontested Divorce	2014	19	19	17	32	23	30	20	24	22	22	17	27	160			272
		2015	20	22	26	28	26	29	25	-	-	-	-	-	176	10.0%	▲	176
Criminal	Capital Murder	2015	-	-	2	-	-	-	-	-	-	-	-	-	2			2
	Misdemeanor	2014	103	107	150	100	90	117	100	140	113	133	82	142	767			1,377
		2015	65	96	161	122	167	87	124	-	-	-	-	-	822	7.2%	▲	822
	Non-Capital Felonies and Related Matters	2014	163	397	208	239	156	190	186	167	283	199	160	166	1,539			2,514
		2015	151	136	244	224	208	201	213	-	-	-	-	-	1,377	-10.5%	▼	1,377
	Other Criminally Related Matters	2014	20	40	33	35	25	32	22	43	33	40	27	60	207			410
		2015	15	44	48	42	42	51	27	-	-	-	-	-	269	30.0%	▲	269
Other	Miscellaneous	2014	198	208	199	182	162	138	181	191	176	198	159	237	1,268			2,229
		2015	213	160	218	219	187	172	200	-	-	-	-	-	1,369	8.0%	▲	1,369
	Other	2014	-	24	41	34	32	41	39	38	39	53	10	34	211			385
			2015	35	35	38	62	49	38	10	-	-	-	-	267	26.5%	▲	267

Court: Norfolk Circuit

Start/End Date: Jan-14 / Jul-15

2014 Average Month: 1,704

Jan-Jul 2014: 11,764

Filings Trending: Upward ▲

Circuit/Court ID: 4 204710


Type of Case: Filings

2015 Average Month:1,881

Jan-Jul 2015 : 13,169


Overall AVG. Month: 1,769

Monthly Filings Summary



Jan 2014-----Jul 2015

January --- July Filings



11,764 2014 13,169 2015

	Jan	Feb	Mar	Apr	May	Jun	Jul	Aug	Sep	Oct	Nov	Dec	Thru Jul	% Change	Trending	Total
2014	1,547	1,963	1,765	1,750	1,583	1,559	1,597	1,522	1,654	1,688	1,580	2,237	11,764			20,445
2015	1,893	1,344	2,258	2,021	1,933	1,877	1,843	-	-	-	-	-	13,169	11.9%	▲	13,169

			Jan	Feb	Mar	Apr	May	Jun	Jul	Aug	Sep	Oct	Nov	Dec	Thru Jul	% Change	Trending	Total
Civil	Administrative Law	2014	2	4	1	-	1	1	-	-	1	1	-	1	9			12
	Contested Divorce	2014	91	124	115	110	90	83	82	81	80	94	61	92	695			1,103
		2015	79	94	118	111	98	104	108	-	-	-	-	-	712	2.4%	▲	712
	Domestic and Family - Level 1	2014	29	18	22	21	34	22	30	35	27	14	24	24	176			300
		2015	16	21	20	12	17	23	38	-	-	-	-	-	147	-16.5%	▼	147
	Domestic and Family - Level 2	2014	13	19	19	19	11	3	18	16	27	16	23	20	102			204
		2015	24	9	11	38	28	17	18	-	-	-	-	-	145	42.2%	▲	145
	General Civil - Level 1	2014	4	4	4	10	5	4	3	4	5	8	3	5	34			59
		2015	4	3	5	3	6	4	6	-	-	-	-	-	31	-8.8%	▼	31
	General Civil - Level 2	2014	45	62	60	74	49	59	50	56	52	65	44	51	399			667
		2015	50	65	52	50	46	76	58	-	-	-	-	-	397	-0.5%	▼	397
	General Civil - Level 3	2014	53	56	59	50	64	57	52	58	74	44	38	41	391			646
		2015	41	30	55	34	39	34	47	-	-	-	-	-	280	-28.4%	▼	280
	Probates/Wills and Trusts - Level 1	2014	1	-	-	-	-	-	-	-	-	1	1	-	1			3
		2015	-	-	-	2	-	-	1	-	-	-	-	-	3	200.0%	▲	3
	Probates/Wills and Trusts - Level 2	2014	17	11	14	7	11	13	8	15	14	11	12	12	81			145
		2015	13	2	19	20	17	16	15	-	-	-	-	-	102	25.9%	▲	102
Criminal	Protective Orders	2014	1	1	2	2	-	-	1	1	2	1	3	1	7			15
		2015	-	1	3	-	3	3	2	-	-	-	-	-	12	71.4%	▲	12
	Uncontested Divorce	2014	209	294	314	242	240	243	179	193	184	210	171	166	1,721			2,645
		2015	182	184	306	247	233	226	237	-	-	-	-	-	1,615	-6.2%	▼	1,615
	Misdemeanor	2014	153	194	160	217	180	182	170	191	211	173	161	217	1,256			2,209
		2015	140	84	121	133	136	146	137	-	-	-	-	-	897	-28.6%	▼	897
Other	Non-Capital Felonies and Related Matters	2014	459	569	428	426	446	445	549	409	428	454	407	516	3,322			5,536
		2015	335	278	426	476	437	398	457	-	-	-	-	-	2,807	-15.5%	▼	2,807
	Other Criminally Related Matters	2014	63	92	74	116	100	106	86	103	133	106	70	71	637			1,120
		2015	92	57	71	108	77	100	95	-	-	-	-	-	600	-5.8%	▼	600
	Miscellaneous	2014	293	426	387	358	278	273	241	265	326	382	484	906	2,256			4,619
		2015	838	440	966	698	717	622	548	-	-	-	-	-	4,829	114.1%	▲	4,829
Other	Other	2014	114	89	106	98	74	68	128	95	90	108	78	114	677			1,162
		2015	79	76	85	89	79	108	76	-	-	-	-	-	592	-12.6%	▼	592

Court: Isle of Wight Circuit

Start/End Date: Jan-14 / Jul-15

2014 Average Month: 137

Jan-Jul 2014: 1,008

Filings Trending: Downward ▼

Circuit/Court ID: 5 205093

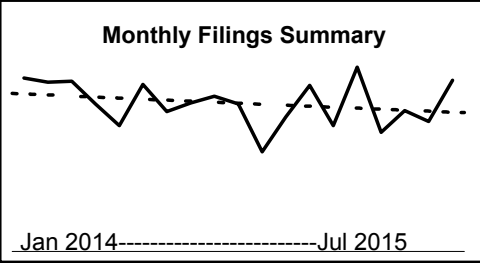
Type of Case: Filings

2015 Average Month:137

Jan-Jul 2015 : 957

Overall AVG. Month: 137

Monthly Filings Summary



January --- July Filings

1,008

2014

957

2015

	Jan	Feb	Mar	Apr	May	Jun	<u>Jul</u>	Aug	Sep	Oct	Nov	Dec	Thru Jul	% Change	Trending	Total
2014	160	156	157	136	116	154	129	137	143	136	92	124	1,008			1,640
2015	153	116	170	110	130	120	158	-	-	-	-	-	957	-5.1%	▼	957

			Jan	Feb	Mar	Apr	May	Jun	<u>Jul</u>	Aug	Sep	Oct	Nov	Dec	Thru Jul	% Change	Trending	Total
Civil	Administrative Law	2014	-	-	-	1	-	-	-	-	-	1	-	-	1			2
		2015	-	-	-	-	1	-	-	-	-	-	-	-	1	0.0%	↔	1
	Contested Divorce	2014	1	1	5	4	5	5	4	2	2	3	1	5	25			38
		2015	2	1	1	3	3	5	4	-	-	-	-	-	19	-24.0%	▼	19
	Domestic and Family - Level 1	2014	2	5	-	-	5	5	-	-	-	2	5	-	17			24
		2015	4	-	-	1	3	6	3	-	-	-	-	-	17	0.0%	↔	17
	Domestic and Family - Level 2	2014	2	2	-	2	-	-	1	2	2	2	1	1	7			15
		2015	1	1	-	-	1	-	5	-	-	-	-	-	8	14.3%	▲	8
	General Civil - Level 1	2014	-	1	-	-	-	-	-	-	-	1	1	1	1			4
		2015	-	-	1	-	1	-	-	-	-	-	-	-	2	100.0%	▲	2
	General Civil - Level 2	2014	6	3	4	4	9	4	5	6	5	8	11	4	35			69
		2015	6	3	2	2	5	5	5	-	-	-	-	-	28	-20.0%	▼	28
	General Civil - Level 3	2014	3	6	3	1	3	4	1	2	-	6	-	1	21			30
		2015	4	6	2	3	4	1	2	-	-	-	-	-	22	4.8%	▲	22
Criminal	Probates/Wills and Trusts - Level 2	2014	4	-	-	-	3	1	-	1	1	2	-	2	8			14
		2015	1	2	3	1	-	-	2	-	-	-	-	-	9	12.5%	▲	9
	Uncontested Divorce	2014	6	4	8	10	5	6	4	10	8	4	3	4	43			72
		2015	7	7	7	8	11	11	4	-	-	-	-	-	55	27.9%	▲	55
	Misdemeanor	2014	1	6	5	2	4	7	7	3	16	9	9	4	32			73
		2015	2	3	15	7	3	4	9	-	-	-	-	-	43	34.4%	▲	43
	Non-Capital Felonies and Related Matters	2014	37	20	25	37	33	55	43	33	43	15	21	18	250			380
		2015	54	19	44	8	30	30	53	-	-	-	-	-	238	-4.8%	▼	238
	Other Criminally Related Matters	2014	2	2	6	-	3	1	6	11	3	5	2	-	20			41
		2015	6	3	10	-	5	7	4	-	-	-	-	-	35	75.0%	▲	35
Other	Miscellaneous	2014	88	97	97	71	45	60	57	64	57	70	38	82	515			826
		2015	63	61	79	60	58	51	67	-	-	-	-	-	439	-14.8%	▼	439
	Other	2014	8	9	4	4	1	6	1	3	6	8	-	2	33			52
		2015	3	10	6	17	5	-	-	-	-	-	-	-	41	24.2%	▲	41

Court: Southampton Circuit

Start/End Date: Jan-14 / Jul-15

2014 Average Month: 146

Jan-Jul 2014: 1,109

Filings Trending: Downward ▼

Circuit/Court ID: 5 205175

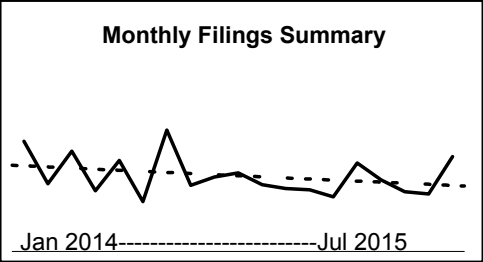
Type of Case: Filings

2015 Average Month:129

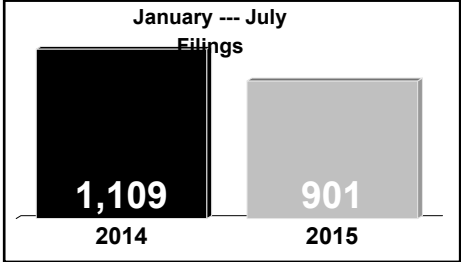
Jan-Jul 2015 : 901

Overall AVG. Month: 140

Monthly Filings Summary



January --- July Filings



	Jan	Feb	Mar	Apr	May	Jun	<u>Jul</u>	Aug	Sep	Oct	Nov	Dec	Thru Jul	% Change	Trending	Total
2014	203	125	185	112	168	92	224	122	137	145	123	116	1,109			1,752
2015	114	101	163	132	110	106	175	-	-	-	-	-	901	-18.8%	▼	901

			Jan	Feb	Mar	Apr	May	Jun	<u>Jul</u>	Aug	Sep	Oct	Nov	Dec	Thru Jul	% Change	Trending	Total
Civil	Administrative Law	2014	-	-	-	-	-	-	-	-	-	-	-	1	0			1
		2015	1	-	-	-	-	-	-	-	-	-	-	-	1	0.0%	↔	1
	Contested Divorce	2014	-	6	4	4	5	2	-	1	2	3	3	5	21			35
		2015	3	5	7	2	1	2	6	-	-	-	-	-	26	23.8%	▲	26
	Domestic and Family - Level 1	2014	2	-	-	-	-	1	-	-	-	-	-	-	3			3
		2015	1	2	3	1	2	1	4	-	-	-	-	-	14	366.7%	▲	14
	Domestic and Family - Level 2	2014	-	-	3	-	-	3	12	1	-	-	11	2	18			32
		2015	-	-	-	-	-	-	1	-	-	-	-	-	1	-94.4%	▼	1
	General Civil - Level 1	2014	-	-	-	-	-	-	-	-	2	1	-	-	0			3
		2015	-	-	-	1	-	-	-	-	-	-	-	-	1	0.0%	↔	1
	General Civil - Level 2	2014	3	1	6	3	4	5	2	2	4	7	-	6	24			43
		2015	5	4	5	5	6	4	1	-	-	-	-	-	30	25.0%	▲	30
	General Civil - Level 3	2014	5	6	4	5	4	3	1	6	2	4	8	2	28			50
		2015	3	-	2	5	2	2	5	-	-	-	-	-	19	-32.1%	▼	19
	Probates/Wills and Trusts	2014	-	-	1	-	-	-	-	-	-	-	-	-	1			1
	Probates/Wills and Trusts - Level 2	2014	2	1	1	1	-	1	-	2	-	-	-	1	6			9
		2015	-	-	-	2	-	1	2	-	-	-	-	-	5	-16.7%	▼	5
Criminal	Protective Orders	2014	-	-	-	-	-	1	-	-	-	-	1	-	1			2
		2015	1	-	1	-	-	-	-	-	-	-	-	-	2	100.0%	▲	2
	Uncontested Divorce	2014	6	4	7	11	9	4	2	3	4	4	2	5	43			61
		2015	2	13	9	9	11	5	7	-	-	-	-	-	56	30.2%	▲	56
	Misdemeanor	2014	17	13	11	2	13	11	14	15	14	17	18	4	81			149
		2015	13	16	11	7	11	11	17	-	-	-	-	-	86	6.2%	▲	86
	Non-Capital Felonies and Related Matters	2014	67	40	56	40	37	27	78	65	64	60	45	52	345			631
		2015	42	13	56	61	38	49	58	-	-	-	-	-	317	-8.1%	▼	317
	Other Criminally Related Matters	2014	53	4	38	8	50	3	88	1	14	11	12	4	244			286
		2015	15	-	20	2	16	4	23	-	-	-	-	-	80	-67.2%	▼	80
Other	Miscellaneous	2014	47	49	52	38	44	28	27	25	31	37	23	32	285			433
		2015	27	47	47	37	23	27	47	-	-	-	-	-	255	-10.5%	▼	255
	Other	2014	1	1	2	-	2	3	-	1	-	1	-	2	9			13
		2015	1	1	2	-	-	-	4	-	-	-	-	-	8	-11.1%	▼	8

Court: Suffolk Circuit

Start/End Date: Jan-14 / Jul-15

2014 Average Month: 431

Jan-Jul 2014: 3,127

Filings Trending: Upward ▲

Circuit/Court ID: 5 205800


Type of Case: Filings

2015 Average Month:479

Jan-Jul 2015 : 3,353

Overall AVG. Month: 449

Monthly Filings Summary



Jan 2014-----Jul 2015

January --- July Filings

3,127

2014

3,353

2015

	Jan	Feb	Mar	Apr	May	Jun	<u>Jul</u>	Aug	Sep	Oct	Nov	Dec	Thru Jul	% Change	Trending	Total
2014	526	484	406	497	417	376	421	420	383	470	398	379	3,127			5,177
2015	565	455	584	401	405	529	414	-	-	-	-	-	3,353	7.2%	▲	3,353

			Jan	Feb	Mar	Apr	May	Jun	<u>Jul</u>	Aug	Sep	Oct	Nov	Dec	Thru Jul	% Change	Trending	Total
Civil	Administrative Law	2014	-	1	-	-	1	-	-	-	-	-	-	-	2			2
		2015	1	-	1	1	-	-	-	-	-	-	-	-	3	50.0%	▲	3
	Contested Divorce	2014	8	5	11	7	5	9	10	7	5	3	6	6	55			82
		2015	8	11	15	19	9	8	7	-	-	-	-	-	77	40.0%	▲	77
	Domestic and Family - Level 1	2014	2	3	4	5	7	7	3	7	4	1	5	4	31			52
		2015	6	2	1	9	3	6	6	-	-	-	-	-	33	6.5%	▲	33
	Domestic and Family - Level 2	2014	5	3	5	7	16	7	10	10	3	7	4	6	53			83
		2015	5	3	4	10	6	11	7	-	-	-	-	-	46	-13.2%	▼	46
	General Civil - Level 1	2014	3	1	-	1	-	1	-	2	-	2	1	-	6			11
		2015	2	-	-	3	-	-	-	-	-	-	-	-	5	-16.7%	▼	5
	General Civil - Level 2	2014	18	14	18	19	14	15	12	24	17	12	17	7	110			187
		2015	15	15	23	18	14	17	15	-	-	-	-	-	117	6.4%	▲	117
	General Civil - Level 3	2014	7	8	7	6	6	11	12	9	10	6	10	6	57			98
		2015	1	6	6	3	9	12	13	-	-	-	-	-	50	-12.3%	▼	50
	Probates/Wills and Trusts - Level 1	2014	-	-	-	-	-	2	-	-	-	-	-	-	2			2
		2015	-	-	-	-	2	-	-	-	-	-	-	-	2	0.0%	↔	2
	Probates/Wills and Trusts - Level 2	2014	-	1	3	-	1	2	3	1	1	3	5	1	10			21
		2015	2	-	1	1	2	2	3	-	-	-	-	-	11	10.0%	▲	11
Criminal	Uncontested Divorce	2014	10	18	23	22	23	16	15	14	21	19	15	13	127			209
		2015	23	12	24	18	16	23	21	-	-	-	-	-	137	7.9%	▲	137
	Misdemeanor	2014	72	46	38	63	27	51	63	49	33	57	71	64	360			634
		2015	86	67	39	37	57	83	42	-	-	-	-	-	411	14.2%	▲	411
	Non-Capital Felonies and Related Matters	2014	232	203	145	225	195	134	151	182	150	209	152	126	1,285			2,104
		2015	240	192	278	125	151	210	129	-	-	-	-	-	1,325	3.1%	▲	1,325
	Other Criminally Related Matters	2014	17	4	10	9	6	11	12	13	7	10	16	13	69			128
		2015	15	16	13	18	14	11	6	-	-	-	-	-	93	34.8%	▲	93
	Miscellaneous	2014	152	173	142	131	116	109	126	102	132	138	94	133	949			1,548
		2015	161	129	176	138	121	144	165	-	-	-	-	-	1,034	9.0%	▲	1,034
Other	Other	2014	-	4	-	2	-	1	4	-	-	3	2	-	11			16
		2015	-	2	3	1	1	2	-	-	-	-	-	-	9	-18.2%	▼	9

Court: Brunswick Circuit

Start/End Date: Jan-14 / Jul-15

2014 Average Month: 84

Jan-Jul 2014: 592

Filings Trending: Downward ▼

Circuit/Court ID: 6 206025

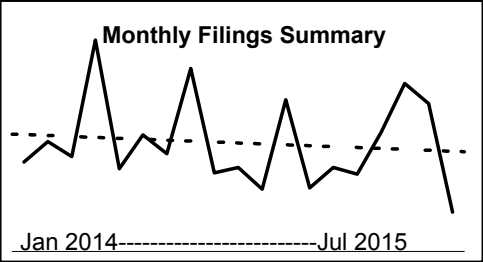
Type of Case: Filings

2015 Average Month:74

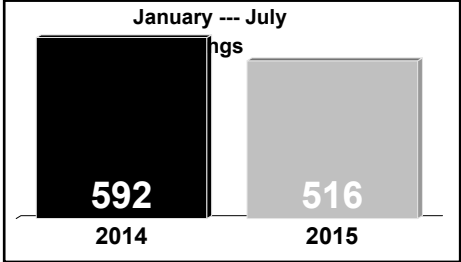
Jan-Jul 2015 : 516

Overall AVG. Month: 80

Monthly Filings Summary



January --- July



	Jan	Feb	Mar	Apr	May	Jun	<u>Jul</u>	Aug	Sep	Oct	Nov	Dec	Thru Jul	% Change	Trending	Total
2014	66	81	70	156	61	86	72	135	58	62	46	112	592			1,005
2015	47	62	57	88	124	109	29	-	-	-	-	-	516	-12.8%	▼	516

			Jan	Feb	Mar	Apr	May	Jun	<u>Jul</u>	Aug	Sep	Oct	Nov	Dec	Thru Jul	% Change	Trending	<u>Total</u>
Civil	Contested Divorce	2014	1	1	2	1	2	2	-	-	1	-	2	1	9			13
		2015	-	-	1	-	-	3	2	-	-	-	-	-	6	-33.3%	▼	6
	Domestic and Family - Level 1	2014	-	-	-	5	-	2	2	1	-	-	-	-	9			10
		2015	-	-	-	3	-	2	-	-	-	-	-	-	5	-44.4%	▼	5
	Domestic and Family - Level 2	2014	-	-	1	-	-	-	1	1	-	3	-	-	2			6
		2015	-	-	-	-	1	-	-	-	-	-	-	-	1	-50.0%	▼	1
	General Civil - Level 2	2014	1	2	1	6	2	1	1	6	-	1	4	-	14			25
		2015	1	-	1	2	-	3	1	-	-	-	-	-	8	-42.9%	▼	8
	General Civil - Level 3	2014	-	-	-	2	2	-	2	-	3	-	-	1	6			10
		2015	1	1	2	-	2	3	1	-	-	-	-	-	10	66.7%	▲	10
	Probates/Wills and Trusts - Level 2	2014	-	-	1	1	-	-	-	2	-	1	-	-	2			5
		2015	-	-	-	-	-	1	1	-	-	-	-	-	2	0.0%	↔	2
Protective Orders	2014	-	-	-	-	-	-	-	-	1	-	-	-	0			1	
	2015	1	-	-	-	-	1	-	-	-	-	-	-	2	0.0%	↔	2	
Uncontested Divorce	2014	1	1	2	5	4	4	2	1	3	1	4	3	19			31	
	2015	1	-	3	1	3	1	2	-	-	-	-	-	11	-42.1%	▼	11	
Criminal	Misdemeanor	2014	16	13	10	34	4	40	17	16	12	18	1	38	134			219
		2015	5	21	9	18	34	21	-	-	-	-	-	-	108	-19.4%	▼	108
	Non-Capital Felonies and Related Matters	2014	13	16	23	74	23	18	20	78	18	19	22	44	187			368
		2015	12	23	24	33	62	48	11	-	-	-	-	-	213	13.9%	▲	213
	Other Criminally Related Matters	2014	9	1	3	3	-	9	7	13	2	1	-	4	32			52
		2015	1	4	-	14	-	6	-	-	-	-	-	-	25	-21.9%	▼	25
Other	Miscellaneous	2014	25	47	27	25	24	10	20	17	17	18	13	21	178			264
		2015	25	13	17	17	22	20	11	-	-	-	-	-	125	-29.8%	▼	125
	Other	2014	-	-	-	-	-	-	-	-	1	-	-	-	0			1

Court: Greenville Circuit

Start/End Date: Jan-14 / Jul-15

2014 Average Month: 61

Jan-Jul 2014: 441

Filings Trending: Upward ▲

Circuit/Court ID: 6 206081

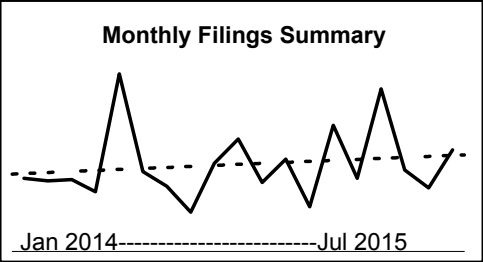
Type of Case: Filings

2015 Average Month:69

Jan-Jul 2015 : 482

Overall AVG. Month: 64

Monthly Filings Summary



January --- July Filings

441

2014

482

2015

	Jan	Feb	Mar	Apr	May	Jun	Jul	Aug	Sep	Oct	Nov	Dec	Thru Jul	% Change	Trending	Total
2014	54	52	53	44	131	59	48	29	65	83	51	68	441			737
2015	33	93	54	120	60	47	75	-	-	-	-	-	482	9.3%	▲	482

			Jan	Feb	Mar	Apr	May	Jun	Jul	Aug	Sep	Oct	Nov	Dec	Thru Jul	% Change	Trending	Total
Civil	Administrative Law	2014	-	-	1	1	1	-	-	-	-	-	-	-	3			3
	Contested Divorce	2014	1	1	1	2	1	1	6	2	3	2	-	1	13			21
		2015	-	1	4	-	1	-	2	-	-	-	-	-	8	-38.5%	▼	8
	Domestic and Family - Level 1	2014	-	-	1	1	1	-	-	-	-	1	1	-	3		▲	5
		2015	-	-	3	4	-	2	-	-	-	-	-	-	9	200.0%	▲	9
	Domestic and Family - Level 2	2014	1	-	-	-	-	-	-	-	-	1	-	-	1			2
		2015	1	-	-	-	-	-	-	-	-	-	-	-	1	0.0%	↔	1
	General Civil - Level 1	2014	-	-	-	1	-	-	-	-	-	-	-	-	1			1
		2015	-	2	1	2	1	-	-	-	-	-	-	-	6	500.0%	▲	6
	General Civil - Level 2	2014	3	2	1	1	7	11	4	5	6	5	3	5	29			53
		2015	10	7	3	2	6	4	10	-	-	-	-	-	42	44.8%	▲	42
	General Civil - Level 3	2014	1	4	-	-	2	4	1	1	17	2	-	-	12			32
		2015	1	2	1	1	3	2	1	-	-	-	-	-	11	-8.3%	▼	11
	Probates/Wills and Trusts	2015	-	-	-	1	-	-	-	-	-	-	-	-	1			1
	Probates/Wills and Trusts - Level 2	2014	-	1	-	-	-	-	-	-	1	-	1	-	1			3
Criminal		2015	-	-	-	-	-	1	-	-	-	-	-	-	1	0.0%	↔	1
	Uncontested Divorce	2014	2	2	6	4	8	7	2	2	3	5	1	3	31			45
		2015	1	7	4	3	6	4	1	-	-	-	-	-	26	-16.1%	▼	26
	Misdemeanor	2014	4	6	5	6	31	8	5	5	6	8	2	15	65			101
		2015	2	5	6	21	5	6	13	-	-	-	-	-	58	-10.8%	▼	58
Other	Non-Capital Felonies and Related Matters	2014	31	25	28	21	67	19	23	9	21	45	38	30	214			357
		2015	12	54	23	71	31	19	38	-	-	-	-	-	248	15.9%	▲	248
	Other Criminally Related Matters	2014	3	5	1	3	4	4	4	2	3	8	3	7	24			47
		2015	1	10	5	4	2	3	3	-	-	-	-	-	28	16.7%	▲	28
	Miscellaneous	2014	8	6	9	4	9	5	3	3	5	6	2	7	44			67
		2015	5	5	4	11	5	6	7	-	-	-	-	-	43	-2.3%	▼	43

Court: Prince George Circuit

Start/End Date: Jan-14 / Jul-15

2014 Average Month: 155

Jan-Jul 2014: 1,166

Filings Trending: Downward ▼

Circuit/Court ID: 6 206149


Type of Case: Filings

2015 Average Month:145

Jan-Jul 2015 : 1,016

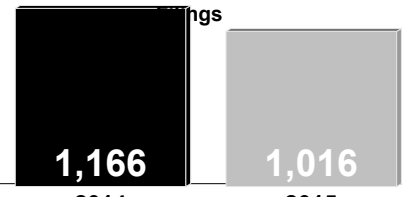
Overall AVG. Month: 151

Monthly Filings Summary



Jan 2014-----Jul 2015

January --- July Filings



1,166 1,016

2014 2015

	Jan	Feb	Mar	Apr	May	Jun	<u>Jul</u>	Aug	Sep	Oct	Nov	Dec	Thru Jul	% Change	Trending	Total
2014	216	156	205	140	141	131	177	148	156	129	130	129	1,166			1,858
2015	160	129	194	140	116	110	167	-	-	-	-	-	1,016	-12.9%	▼	1,016

			Jan	Feb	Mar	Apr	May	Jun	<u>Jul</u>	Aug	Sep	Oct	Nov	Dec	Thru Jul	% Change	Trending	Total
Civil	Administrative Law	2014	-	1	-	-	-	-	-	-	-	-	-	-	1			1
	Contested Divorce	2014	6	2	2	2	7	2	5	3	3	6	2	3	26			43
		2015	4	3	6	4	5	4	1	-	-	-	-	-	27	3.8%	▲	27
	Domestic and Family - Level 1	2014	2	1	13	2	4	2	-	4	3	5	8	2	24			46
		2015	-	2	1	5	1	5	-	-	-	-	-	-	14	-41.7%	▼	14
	Domestic and Family - Level 2	2014	-	-	2	-	4	2	3	2	-	-	-	-	11			13
		2015	-	-	2	1	1	-	-	-	-	-	-	-	4	-63.6%	▼	4
	General Civil - Level 1	2014	-	-	1	-	-	-	-	1	-	-	-	-	1			2
		2015	-	-	-	1	1	-	-	-	-	-	-	-	2	100.0%	▲	2
	General Civil - Level 2	2014	6	2	4	4	6	7	6	5	3	4	-	6	35			53
		2015	4	2	2	9	7	7	3	-	-	-	-	-	34	-2.9%	▼	34
	General Civil - Level 3	2014	1	2	1	3	-	3	3	1	4	1	2	3	13			24
		2015	-	1	1	1	5	2	1	-	-	-	-	-	11	-15.4%	▼	11
	Probates/Wills and Trusts - Level 2	2014	2	1	1	-	1	-	2	2	-	-	-	1	7			10
		2015	-	1	-	2	-	3	-	-	-	-	-	-	6	-14.3%	▼	6
Criminal	Uncontested Divorce	2014	10	6	10	13	8	5	4	11	11	11	8	2	56			99
		2015	17	5	16	8	7	9	13	-	-	-	-	-	75	33.9%	▲	75
	Misdemeanor	2014	27	17	12	9	12	7	14	5	13	13	9	12	98			150
		2015	20	1	32	8	10	6	22	-	-	-	-	-	99	1.0%	▲	99
	Non-Capital Felonies and Related Matters	2014	67	36	49	31	32	44	69	43	62	37	55	33	328			558
Other		2015	40	44	43	33	27	7	47	-	-	-	-	-	241	-26.5%	▼	241
	Other Criminally Related Matters	2014	6	3	4	4	14	8	3	11	2	2	7	6	42			70
		2015	-	1	3	-	3	1	3	-	-	-	-	-	11	-73.8%	▼	11
	Miscellaneous	2014	89	85	106	72	53	51	68	60	55	50	39	61	524			789
		2015	75	69	88	67	48	66	77	-	-	-	-	-	490	-6.5%	▼	490
Other			2015	-	-	-	1	1	-	-	-	-	-	-	2			2

Court: Surry Circuit

Start/End Date: Jan-14 / Jul-15

2014 Average Month: 24

Jan-Jul 2014: 187

Filings Trending: Downward ▼

Circuit/Court ID: 6 206181

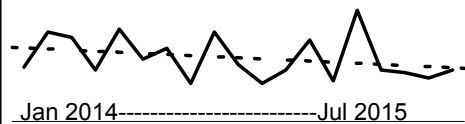
Type of Case: Filings

2015 Average Month: 23

Jan-Jul 2015 : 158

Overall AVG. Month: 23

Monthly Filings Summary



January --- July Filings

187

2014

158

2015

			Jan	Feb	Mar	Apr	May	Jun	Jul	Aug	Sep	Oct	Nov	Dec	Thru Jul	% Change	Trending	Total
2014			20	33	31	19	34	23	27	14	33	21	14	19	187			288
2015			30	15	41	19	18	16	19	-	-	-	-	-	158	-15.5%	▼	158

			Jan	Feb	Mar	Apr	May	Jun	Jul	Aug	Sep	Oct	Nov	Dec	Thru Jul	% Change	Trending	Total
Civil	Contested Divorce	2014	2	1	4	1	2	1	-	-	1	-	-	1	11			13
		2015	1	-	2	-	1	-	1	-	-	-	-	-	5	-54.5%	▼	5
	Domestic and Family - Lev	2014	-	-	-	-	-	-	-	-	-	4	-	1	0			5
	Domestic and Family - Level 2	2014	-	-	-	-	-	-	-	-	-	-	1	-	0	0.0%	↔	1
		2015	-	-	-	1	-	-	-	-	-	-	-	-	1	0.0%	↔	1
	General Civil - Level 1	2015	1	-	-	-	-	-	-	-	-	-	-	-	1			1
	General Civil - Level 2	2014	1	2	-	1	-	-	-	2	4	1	1	-	4			12
		2015	-	1	-	2	1	3	-	-	-	-	-	-	7	75.0%	▲	7
	General Civil - Level 3	2014	1	5	4	6	4	1	-	1	-	-	-	-	21			22
		2015	5	2	8	1	2	-	1	-	-	-	-	-	19	-9.5%	▼	19
Criminal	Probates/Wills and Trusts	2015	-	-	-	-	1	1	-	-	-	-	-	-	2			2
	Uncontested Divorce	2014	1	-	1	2	2	1	1	1	1	-	-	1	8			11
		2015	-	-	2	-	1	1	1	-	-	-	-	-	5	-37.5%	▼	5
	Misdemeanor	2014	2	-	2	-	1	2	1	-	2	-	2	2	8			14
		2015	1	-	-	2	2	1	-	-	-	-	-	-	6	-25.0%	▼	6
	Non-Capital Felonies and Related Matters	2014	-	6	2	-	11	6	15	-	10	-	2	-	40			52
Other		2015	2	-	3	4	1	-	-	-	-	-	-	-	10	-75.0%	▼	10
	Other Criminally Related Matters	2014	1	-	-	1	-	1	1	-	1	-	-	-	4			5
		2015	1	-	-	1	1	-	-	-	-	-	-	-	3	-25.0%	▼	3
	Miscellaneous	2014	12	19	18	8	13	11	9	10	14	16	8	14	90			152
		2015	17	12	26	8	8	10	16	-	-	-	-	-	97	7.8%	▲	97
	Other	2014	-	-	-	-	1	-	-	-	-	-	-	-	1			1
		2015	2	-	-	-	-	-	-	-	-	-	-	-	2	100.0%	▲	2

Court: Sussex Circuit

Start/End Date: Jan-14 / Jul-15

2014 Average Month: 50

Jan-Jul 2014: 352

Filings Trending: Downward ▼

Circuit/Court ID: 6 206183

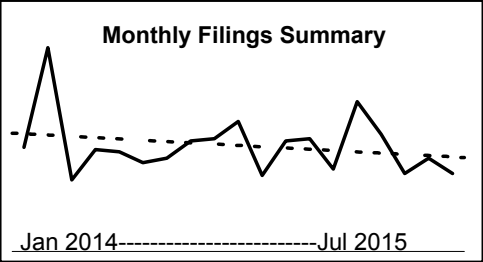
Type of Case: Filings

2015 Average Month: 47

Jan-Jul 2015 : 328

Overall AVG. Month: 49

Monthly Filings Summary



January --- July Filings

352

2014

328

2015

	Jan	Feb	Mar	Apr	May	Jun	Jul	Aug	Sep	Oct	Nov	Dec	Thru Jul	% Change	Trending	Total
2014	48	94	33	47	46	41	43	51	52	60	35	51	352			601
2015	52	38	69	54	36	43	36	-	-	-	-	-	328	-6.8%	▼	328

			Jan	Feb	Mar	Apr	May	Jun	Jul	Aug	Sep	Oct	Nov	Dec	Thru Jul	% Change	Trending	Total
Civil	Administrative Law	2015	-	-	1	-	-	1	-	-	-	-	-	-	2			2
	Contested Divorce	2014	2	2	1	1	3	1	1	1	-	2	-	-	11			14
		2015	2	1	2	1	1	1	1	-	-	-	-	-	9	-18.2%	▼	9
	Domestic and Family - Lev	2014	-	-	2	-	-	-	-	-	-	-	-	-	2			2
	Domestic and Family - Level 2	2014	-	-	1	-	-	-	-	-	-	1	-	-	1			2
		2015	-	-	-	1	-	-	-	-	-	-	-	-	1	0.0%	↔	1
	General Civil - Level 1	2014	-	-	-	-	1	-	-	-	-	1	-	-	1			2
		2015	-	1	-	-	-	-	-	-	-	-	-	-	1	0.0%	↔	1
	General Civil - Level 2	2014	1	2	2	-	6	-	-	2	4	2	1	2	11			22
		2015	-	5	1	-	-	5	3	-	-	-	-	-	14	27.3%	▲	14
	General Civil - Level 3	2014	15	23	1	1	1	1	7	1	2	1	-	-	49			53
		2015	-	-	2	4	1	-	1	-	-	-	-	-	8	-83.7%	▼	8
	Probates/Wills and Trusts	2014	-	1	-	-	-	-	-	-	-	-	-	-	1			1
	Probates/Wills and Trusts - Level 2	2014	-	-	-	-	-	-	-	-	-	-	1	-	0			1
		2015	-	-	-	-	-	-	1	-	-	-	-	-	1	0.0%	↔	1
Criminal	Uncontested Divorce	2014	2	-	1	-	-	2	1	5	1	3	2	1	6			18
		2015	1	6	3	2	-	1	-	-	-	-	-	-	13	116.7%	▲	13
	Misdemeanor	2014	1	19	4	4	7	2	3	7	7	3	4	8	40			69
		2015	7	3	7	9	5	10	6	-	-	-	-	-	47	17.5%	▲	47
Other	Non-Capital Felonies and Related Matters	2014	8	20	2	11	9	23	18	18	26	20	17	15	91			187
		2015	20	2	35	12	8	10	13	-	-	-	-	-	100	9.9%	▲	100
	Other Criminally Related Matters	2014	-	8	3	4	5	3	5	-	-	7	1	10	28			46
		2015	8	7	2	8	2	3	2	-	-	-	-	-	32	14.3%	▲	32
Other	Miscellaneous	2014	19	18	16	26	14	9	8	17	12	20	9	15	110			183
		2015	14	13	15	17	19	12	9	-	-	-	-	-	99	-10.0%	▼	99
	Other	2014	-	1	-	-	-	-	-	-	-	-	-	-	1			1
		2015	-	-	1	-	-	-	-	-	-	-	-	-	1	0.0%	↔	1

Court: Hopewell Circuit

Start/End Date: Jan-14 / Jul-15

2014 Average Month: 116

Jan-Jul 2014: 814

Filings Trending: Downward ▼

Circuit/Court ID: 6 206670

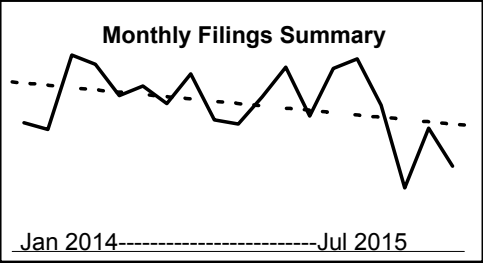
Type of Case: Filings

2015 Average Month:98

Jan-Jul 2015 : 686

Overall AVG. Month: 109

Monthly Filings Summary



January --- July Filings

814

2014

686

2015

	Jan	Feb	Mar	Apr	May	Jun	<u>Jul</u>	Aug	Sep	Oct	Nov	Dec	Thru Jul	% Change	Trending	Total
2014	95	90	145	138	115	122	109	131	97	94	114	136	814			1,386
2015	100	135	142	108	47	91	63	-	-	-	-	-	686	-15.7%	▼	686

			Jan	Feb	Mar	Apr	May	Jun	<u>Jul</u>	Aug	Sep	Oct	Nov	Dec	Thru Jul	% Change	Trending	Total
Civil	Contested Divorce	2014	2	2	5	3	3	-	6	-	1	1	-	2	21			25
		2015	3	4	1	3	2	4	-	-	-	-	-	-	17	-19.0%	▼	17
	Domestic and Family - Level 1	2014	1	8	5	5	6	2	3	2	-	2	1	8	30			43
		2015	1	5	10	-	1	2	2	-	-	-	-	-	21	-30.0%	▼	21
	Domestic and Family - Level 2	2014	1	1	2	2	-	2	3	-	-	1	4	-	11			16
		2015	-	-	1	2	-	-	-	-	-	-	-	-	3	-72.7%	▼	3
	General Civil - Level 1	2014	-	-	-	1	-	1	1	-	-	-	1	-	3			4
		2015	-	-	-	-	1	1	-	-	-	-	-	-	2	-33.3%	▼	2
	General Civil - Level 2	2014	3	4	1	5	2	3	1	5	2	2	2	3	19			33
		2015	6	2	9	2	2	-	2	-	-	-	-	-	23	21.1%	▲	23
	General Civil - Level 3	2014	2	1	4	5	1	2	4	3	2	2	2	4	19			32
		2015	-	6	-	2	3	2	1	-	-	-	-	-	14	-26.3%	▼	14
	Probates/Wills and Trusts - Level 1	2014	-	-	1	-	-	-	-	-	-	-	-	-	1			1
		2015	-	-	-	-	-	1	-	-	-	-	-	-	1	0.0%	↔	1
	Probates/Wills and Trusts - Level 2	2014	-	2	1	-	3	-	1	-	1	-	-	-	7			8
		2015	3	-	1	2	1	2	1	-	-	-	-	-	10	42.9%	▲	10
Criminal	Protective Orders	2014	-	-	1	1	-	-	-	1	1	-	-	-	2			4
		2015	-	-	-	-	-	-	-	-	-	-	-	-	-			-
	Uncontested Divorce	2014	2	4	5	10	4	2	6	5	4	3	5	3	33			53
		2015	1	4	8	5	6	7	1	-	-	-	-	-	32	-3.0%	▼	32
	Misdemeanor	2014	7	12	13	7	13	21	16	22	7	20	13	11	89			162
		2015	9	38	14	9	6	14	6	-	-	-	-	-	96	7.9%	▲	96
	Non-Capital Felonies and Related Matters	2014	41	18	70	53	48	49	44	53	55	40	58	66	323			595
		2015	49	41	46	57	9	36	22	-	-	-	-	-	260	-19.5%	▼	260
	Other Criminally Related Matters	2014	1	-	-	4	4	8	1	3	1	1	1	8	18			32
		2015	-	1	3	4	3	1	1	-	-	-	-	-	13	-27.8%	▼	13
Oth	Miscellaneous	2014	35	38	37	42	31	32	23	37	23	22	27	31	238			378
		2015	28	34	49	22	13	21	27	-	-	-	-	-	194	-18.5%	▼	194

Court: Newport News Circuit

Start/End Date: Jan-14 / Jul-15

2014 Average Month: 828

Jan-Jul 2014: 6,083

Filings Trending: Downward ▼

Circuit/Court ID: 7 207700

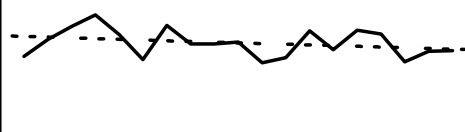
Type of Case: Filings

2015 Average Month: 814

Jan-Jul 2015 : 5,696

Overall AVG. Month: 823

Monthly Filings Summary



Jan 2014-----Jul 2015

January --- July Filings

6,083

2014

5,696

2015

	Jan	Feb	Mar	Apr	May	Jun	<u>Jul</u>	Aug	Sep	Oct	Nov	Dec	Thru Jul	% Change	Trending	Total
2014	724	849	946	1,029	883	700	952	816	815	829	676	714	6,083			9,933
2015	911	772	916	888	684	760	765	-	-	-	-	-	5,696	-6.4%	▼	5,696

			Jan	Feb	Mar	Apr	May	Jun	<u>Jul</u>	Aug	Sep	Oct	Nov	Dec	Thru Jul	% Change	Trending	Total
Civil	Administrative Law	2014	-	1	1	1	1	-	-	2	1	-	-	4	4			11
		2015	1	-	1	-	1	-	-	-	-	-	-	-	3	-25.0%	▼	3
	Contested Divorce	2014	14	24	23	21	17	26	18	16	26	18	19	24	143			246
		2015	22	14	19	24	9	27	19	-	-	-	-	-	134	-6.3%	▼	134
	Domestic and Family - Level 1	2014	9	15	32	15	31	32	29	21	21	18	20	15	163			258
		2015	20	15	13	13	19	24	21	-	-	-	-	-	125	-23.3%	▼	125
	Domestic and Family - Level 2	2014	2	4	4	4	6	5	6	5	2	2	7	-	31			47
		2015	4	6	-	9	5	4	6	-	-	-	-	-	34	9.7%	▲	34
	General Civil - Level 1	2014	16	6	34	8	35	12	13	3	18	35	1	4	124			185
		2015	8	5	65	11	-	61	21	-	-	-	-	-	171	37.9%	▲	171
	General Civil - Level 2	2014	20	36	31	37	35	33	21	31	37	35	29	25	213			370
		2015	33	19	25	38	34	20	30	-	-	-	-	-	199	-6.6%	▼	199
	General Civil - Level 3	2014	9	23	18	8	9	11	13	17	7	11	10	7	91			143
		2015	16	9	15	12	11	13	23	-	-	-	-	-	99	8.8%	▲	99
	Probates/Wills and Trusts - Level 1	2014	1	1	2	-	-	-	1	2	1	-	-	-	5			8
		2015	-	3	-	2	-	1	-	-	-	-	-	-	6	20.0%	▲	6
	Probates/Wills and Trusts Protective Orders	2014	-	-	-	1	-	-	1	-	-	1	-	-	2			3
		2015	1	2	5	3	4	4	5	4	6	5	3	6	24			48
Criminal	Uncontested Divorce	2014	32	53	59	53	54	55	57	34	39	36	28	33	363			533
		2015	37	54	54	53	51	34	40	-	-	-	-	-	323	-11.0%	▼	323
	Capital Murder	2014	-	-	-	-	2	-	-	-	-	-	-	-	2			2
		2015	68	75	156	124	141	66	137	119	126	62	96	72	767			1,242
	Misdemeanor	2014	109	116	112	110	73	79	62	-	-	-	-	-	661	-13.8%	▼	661
		2015	169	186	183	350	244	168	304	227	195	236	173	209	1,604	-3.6%	▼	1,547
	Non-Capital Felonies and Related Matters	2014	93	96	114	136	68	64	110	104	90	100	92	63	681			1,130
		2015	90	80	82	111	65	82	49	-	-	-	-	-	559	-17.9%	▼	559
	Other Criminally Related Matters	2014	254	292	241	220	196	195	188	200	196	204	139	198	1,586			2,523
		2015	202	203	292	247	173	213	206	-	-	-	-	-	1,536	-3.2%	▼	1,536
	Miscellaneous	2014	36	35	43	48	40	29	49	31	50	66	59	54	280			540
		2015	39	39	47	28	31	43	50	-	-	-	-	-	277	-1.1%	▼	277

Court: Hampton Circuit

Start/End Date: Jan-14 / Jul-15

2014 Average Month: 621

Jan-Jul 2014: 4,491

Filings Trending: Steady ↔

Circuit/Court ID: 8 208650

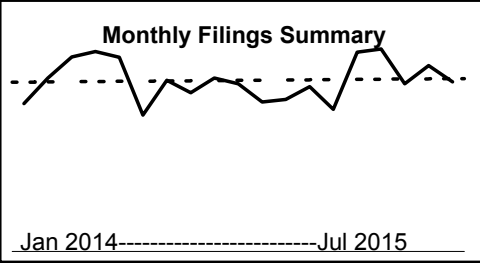
Type of Case: Filings

2015 Average Month: 649

Jan-Jul 2015 : 4,542

Overall AVG. Month: 631

Monthly Filings Summary



January --- July Filings

4,491

2014

4,542

2015

			Jan	Feb	Mar	Apr	May	Jun	Jul	Aug	Sep	Oct	Nov	Dec	Thru Jul	% Change	Trending	Total
2014			546	640	717	737	716	503	632	585	640	619	551	561	4,491			7,447
2015			608	524	735	747	618	685	625	-	-	-	-	-	4,542	1.1%	▲	4,542

			Jan	Feb	Mar	Apr	May	Jun	Jul	Aug	Sep	Oct	Nov	Dec	Thru Jul	% Change	Trending	Total
Civil	Administrative Law	2014	3	-	-	-	-	-	-	1	3	1	1	-	3			9
		2015	-	1	-	-	-	-	-	-	-	-	-	-	1	-66.7%	▼	1
	Contested Divorce	2014	12	21	21	13	15	15	10	12	17	20	8	14	107	8.4%	▲	178
		2015	10	13	19	15	16	21	22	-	-	-	-	-	116			116
	Domestic and Family - Level 1	2014	5	10	12	17	11	9	8	12	13	24	15	23	72			159
		2015	11	15	11	5	24	19	21	-	-	-	-	-	106	47.2%	▲	106
	Domestic and Family - Level 2	2014	12	27	81	138	63	13	33	60	79	35	31	17	367			589
		2015	5	45	51	115	1	84	5	-	-	-	-	-	306	-16.6%	▼	306
	General Civil - Level 1	2014	7	-	4	3	4	-	2	1	-	2	-	3	20			26
		2015	2	3	3	2	-	-	-	-	-	-	-	-	10	-50.0%	▼	10
	General Civil - Level 2	2014	21	14	24	29	23	28	24	29	22	22	18	22	163			276
		2015	20	18	25	29	24	25	25	-	-	-	-	-	166	1.8%	▲	166
	General Civil - Level 3	2014	4	8	7	9	5	18	8	9	17	17	7	7	59			116
		2015	7	8	13	9	9	17	8	-	-	-	-	-	71	20.3%	▲	71
Criminal	Probates/Wills and Trusts - Level 1	2014	1	-	1	1	-	-	-	-	1	1	-	-	3			5
		2015	-	-	-	-	-	-	2	-	-	-	-	-	2	-33.3%	▼	2
	Probates/Wills and Trusts - Level 2	2014	3	3	6	2	2	3	3	6	5	8	5	6	22			52
		2015	7	1	5	2	7	7	5	-	-	-	-	-	34	54.5%	▲	34
	Uncontested Divorce	2014	27	34	34	35	34	25	36	36	35	28	31	26	225			381
		2015	28	19	46	42	39	35	42	-	-	-	-	-	251	11.6%	▲	251
	Capital Murder	2014	-	-	1	-	-	-	1	-	-	-	-	-	2			2
		2015	-	-	-	-	-	-	-	-	-	-	-	-	-			-
	Misdemeanor	2014	39	41	52	44	60	42	46	43	61	48	58	50	324			584
		2015	59	58	61	49	48	80	50	-	-	-	-	-	405	25.0%	▲	405
	Non-Capital Felonies and Related Matters	2014	136	177	153	179	233	126	194	158	170	143	159	159	1,198			1,987
		2015	166	121	144	175	185	169	185	-	-	-	-	-	1,145	-4.4%	▼	1,145
	Other Criminally Related Matters	2014	47	16	45	22	36	21	30	26	24	50	40	27	217			384
		2015	47	29	32	55	26	24	33	-	-	-	-	-	246	13.4%	▲	246
Other	Miscellaneous	2014	180	229	232	189	162	149	173	144	152	170	124	169	1,314			2,073
		2015	202	151	265	178	186	157	182	-	-	-	-	-	1,321	0.5%	▲	1,321
	Other	2014	49	60	44	56	68	54	64	48	41	50	54	38	395			626
		2015	44	42	60	71	53	47	45	-	-	-	-	-	362	-8.4%	▼	362

Court: Charles City Circuit

Start/End Date: Jan-14 / Jul-15

2014 Average Month: 23

Jan-Jul 2014: 165

Filings Trending: Steady ↔

Circuit/Court ID: 9 209036

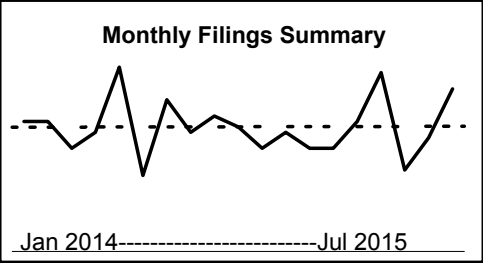
Type of Case: Filings

2015 Average Month:23

Jan-Jul 2015 : 161

Overall AVG. Month: 23

Monthly Filings Summary



January --- July Filings

165

2014

161

2015

			Jan	Feb	Mar	Apr	May	Jun	Jul	Aug	Sep	Oct	Nov	Dec	Thru Jul	% Change	Trending	Total
2014			24	24	19	22	34	14	28	22	25	23	19	22	165			276
2015			19	19	24	33	15	21	30	-	-	-	-	-	161	-2.4%	▼	161

			Jan	Feb	Mar	Apr	May	Jun	Jul	Aug	Sep	Oct	Nov	Dec	Thru Jul	% Change	Trending	Total
Civil	Administrative Law	2014	-	-	-	-	-	-	1	-	-	-	-	-	1			1
	Contested Divorce	2014	-	1	-	-	1	-	1	-	-	-	1	-	3			4
		2015	-	-	-	-	-	-	1	-	-	-	-	-	1	-66.7%	▼	1
	Domestic and Family - Level 1	2014	-	-	-	-	-	-	-	6	-	1	-	-	0			7
		2015	-	-	-	-	-	-	1	-	-	-	-	-	1	0.0%	↔	1
	Domestic and Family - Lev	2014	-	-	-	-	4	-	-	-	-	-	-	-	4			4
	General Civil - Level 2	2014	2	2	-	2	2	6	2	4	2	1	1	-	16			24
		2015	2	3	2	3	1	-	2	-	-	-	-	-	13	-18.8%	▼	13
	General Civil - Level 3	2014	1	-	-	2	-	4	-	-	2	-	-	-	7			9
		2015	-	1	-	2	1	2	2	-	-	-	-	-	8	14.3%	▲	8
	Probates/Wills and Trusts - Level 2	2014	-	-	-	-	1	-	-	-	-	-	-	-	1	0.0%	↔	1
		2015	-	-	-	1	-	-	-	-	-	-	-	-	1			1
Criminal	Protective Orders	2014	-	-	-	-	-	-	-	-	-	-	-	1	0			1
	Uncontested Divorce	2014	1	-	-	1	-	-	1	2	1	2	1	2	3	0.0%	↔	11
		2015	2	1	1	1	-	-	-	-	-	-	-	-	5	66.7%	▲	5
	Misdemeanor	2014	-	2	-	1	1	-	7	-	2	-	8	2	11			23
		2015	2	-	-	5	-	2	2	-	-	-	-	-	11	0.0%	↔	11
Other	Non-Capital Felonies and Related Matters	2014	2	2	1	1	9	1	3	-	4	6	5	7	19			41
		2015	2	-	2	5	8	2	9	-	-	-	-	-	28	47.4%	▲	28
	Other Criminally Related Matters	2014	-	2	-	1	-	-	-	2	-	-	-	-	3			5
Other		2015	-	1	2	1	1	-	1	-	-	-	-	-	6	100.0%	▲	6
	Miscellaneous	2014	18	15	18	14	16	3	13	8	14	12	3	10	97			144
		2015	11	13	16	14	4	15	12	-	-	-	-	-	85	-12.4%	▼	85
Other	Other	2014	-	-	-	-	-	-	-	-	-	1	-	-	0			1
		2015	-	-	1	1	-	-	-	-	-	-	-	-	2	0.0%	↔	2

Court: Gloucester Circuit

Start/End Date: Jan-14 / Jul-15

2014 Average Month: 183

Jan-Jul 2014: 1,291

Filings Trending: Upward ▲

Circuit/Court ID: 9 209073


Type of Case: Filings

2015 Average Month:205

Jan-Jul 2015 : 1,437


Overall AVG. Month: 191

Monthly Filings Summary



Jan 2014-----Jul 2015

January --- July Filings



1,291 1,437

2014 2015

			Jan	Feb	Mar	Apr	May	Jun	Jul	Aug	Sep	Oct	Nov	Dec	Thru Jul	% Change	Trending	Total
2014			185	175	218	214	165	161	173	149	175	195	188	201	1,291			2,199
2015			190	268	221	194	168	167	229	-	-	-	-	-	1,437	11.3%	▲	1,437

			Jan	Feb	Mar	Apr	May	Jun	Jul	Aug	Sep	Oct	Nov	Dec	Thru Jul	% Change	Trending	Total
Civil	Administrative Law	2014	-	-	-	-	-	-	2	-	-	-	1	-	2			3
	Contested Divorce	2014	4	5	6	1	1	2	9	5	5	4	5	4	28			51
		2015	1	7	7	4	5	7	7	-	-	-	-	-	38	35.7%	▲	38
	Domestic and Family - Level 1	2014	-	2	-	6	1	4	8	2	2	11	20	3	21			59
		2015	6	2	6	-	1	5	8	-	-	-	-	-	28	33.3%	▲	28
	Domestic and Family - Level 2	2014	1	-	-	-	4	1	1	2	1	-	6	2	7			18
		2015	-	3	1	1	3	2	4	-	-	-	-	-	14	100.0%	▲	14
	General Civil - Level 1	2014	-	-	-	-	-	-	1	-	-	-	1	-	1			2
		2015	-	-	-	-	1	-	1	-	-	-	-	-	2	100.0%	▲	2
	General Civil - Level 2	2014	12	6	7	3	6	6	8	4	9	6	4	12	48			83
		2015	3	9	9	4	8	11	5	-	-	-	-	-	49	2.1%	▲	49
	General Civil - Level 3	2014	2	3	10	13	3	1	3	3	1	2	2	3	35			46
		2015	2	1	2	36	4	5	4	-	-	-	-	-	54	54.3%	▲	54
	Probates/Wills and Trusts - Level 1	2014	-	-	-	-	1	-	-	-	1	-	-	-	1			2
		2015	-	1	1	-	-	1	-	-	-	-	-	-	3	200.0%	▲	3
	Probates/Wills and Trusts - Level 2	2014	-	1	-	-	-	5	-	-	-	2	-	-	6			8
		2015	3	1	2	-	1	-	2	-	-	-	-	-	9	50.0%	▲	9
	Protective Orders	2014	-	1	-	1	-	1	-	-	-	-	-	-	3			3
		2015	-	-	-	2	1	1	-	-	-	-	-	-	4	33.3%	▲	4
	Uncontested Divorce	2014	11	13	9	16	7	13	10	8	12	9	10	13	79			131
		2015	9	9	12	9	9	7	14	-	-	-	-	-	69	-12.7%	▼	69
Criminal	Misdemeanor	2014	16	21	21	21	7	20	26	9	14	19	26	23	132			223
		2015	17	19	32	17	16	15	25	-	-	-	-	-	141	6.8%	▲	141
	Non-Capital Felonies and Related Matters	2014	35	23	48	36	66	36	41	34	49	41	41	26	285			476
		2015	33	103	45	35	40	32	54	-	-	-	-	-	342	20.0%	▲	342
	Other Criminally Related Matters	2014	8	3	4	10	7	5	1	5	4	5	6	10	38			68
Other		2015	3	7	5	4	9	2	9	-	-	-	-	-	39	2.6%	▲	39
	Miscellaneous	2014	83	83	91	90	52	54	51	54	66	77	47	66	504			814
		2015	99	78	86	66	53	64	72	-	-	-	-	-	518	2.8%	▲	518
	Other	2014	13	14	22	17	10	13	12	23	11	19	19	39	101			212
		2015	14	28	13	16	17	15	24	-	-	-	-	-	127	25.7%	▲	127

Court: King & Queen Circuit

Start/End Date: Jan-14 / Jul-15

2014 Average Month: 31

Jan-Jul 2014: 193

Filings Trending: Upward ▲

Circuit/Court ID: 9 209097

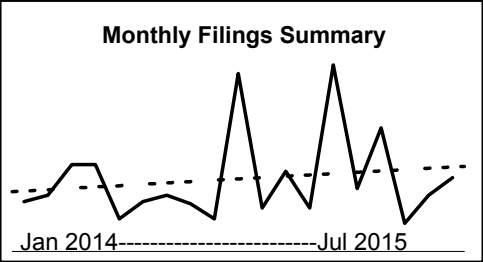
Type of Case: Filings

2015 Average Month:38

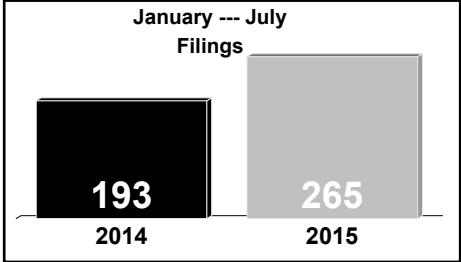
Jan-Jul 2015 : 265

Overall AVG. Month: 33

Monthly Filings Summary



January --- July Filings



	Jan	Feb	Mar	Apr	May	Jun	Jul	Aug	Sep	Oct	Nov	Dec	Thru Jul	% Change	Trending	Total
2014	23	26	40	40	15	23	26	22	15	82	20	37	193			369
2015	20	86	29	57	13	26	34	-	-	-	-	-	265	37.3%	▲	265

			Jan	Feb	Mar	Apr	May	Jun	Jul	Aug	Sep	Oct	Nov	Dec	Thru Jul	% Change	Trending	Total
Civil	Administrative Law	2014	-	-	1	-	-	-	-	-	-	-	-	-	1			1
		2015	1	-	-	-	-	-	-	-	-	-	-	-	1	0.0%	↔	1
	Contested Divorce	2014	1	-	1	-	-	-	1	1	-	-	-	-	3			4
		2015	1	-	1	1	-	1	2	-	-	-	-	-	6	100.0%	▲	6
	Domestic and Family - Level 1	2014	-	-	-	1	-	-	-	-	-	-	-	-	1			1
		2015	1	-	-	2	1	1	-	-	-	-	-	-	5	400.0%	▲	5
	Domestic and Family - Level 2	2014	-	-	-	-	-	-	1	-	-	1	-	1	1			3
		2015	-	-	-	-	-	3	-	-	-	-	-	-	3	200.0%	▲	3
	General Civil - Level 1	2014	-	-	-	1	-	-	-	-	-	-	-	-	1			1
		2015	-	1	1	-	3	2	3	-	-	-	2	-	10			12
	General Civil - Level 2	2014	-	-	1	2	-	1	-	-	-	-	-	-	4	-60.0%	▼	4
		2015	-	-	-	-	-	-	-	-	-	-	-	-	-			-
	General Civil - Level 3	2014	2	3	1	1	-	3	1	-	-	-	-	-	11			11
		2015	1	-	-	-	1	-	2	-	-	-	-	-	4	-63.6%	▼	4
Criminal	Probates/Wills and Trusts		2014	-	-	-	-	-	1	-	-	-	-	-	1			1
	Probates/Wills and Trusts		2014	1	1	-	2	-	-	1	-	-	-	-	4			5
	Uncontested Divorce	2014	1	1	1	3	3	-	-	-	-	1	1	-	9			11
		2015	1	1	1	-	-	2	1	-	-	-	-	-	6	-33.3%	▼	6
	Misdemeanor	2014	-	2	1	2	-	2	1	1	-	2	2	3	8			16
		2015	4	15	3	9	1	1	4	-	-	-	-	-	37	362.5%	▲	37
Other	Non-Capital Felonies and Related Matters	2014	4	4	18	11	1	7	-	2	10	61	3	21	45			142
		2015	2	55	1	30	3	2	7	-	-	-	-	-	100	122.2%	▲	100
	Other Criminally Related Matters	2014	2	2	2	3	1	1	5	3	-	3	-	3	16			25
		2015	-	2	-	2	-	1	2	-	-	-	-	-	7	-56.3%	▼	7
	Miscellaneous	2014	12	12	14	16	7	8	13	14	5	14	12	8	82			135
		2015	9	13	22	8	7	13	15	-	-	-	-	-	87	6.1%	▲	87
	Other	2014	-	-	-	-	-	-	-	-	-	-	-	1	0			1
		2015	-	-	-	3	-	1	1	-	-	-	-	-	5	0.0%	↔	5

Court: King William Circuit

Start/End Date: Jan-14 / Jul-15

2014 Average Month: 62

Jan-Jul 2014: 486

Filings Trending: Downward ▼

Circuit/Court ID: 9 209101


Type of Case: Filings

2015 Average Month:68

Jan-Jul 2015 : 473

Overall AVG. Month: 64

Monthly Filings Summary



Jan 2014-----Jul 2015

January --- July Filings

486

2014

473

2015

	Jan	Feb	Mar	Apr	May	Jun	<u>Jul</u>	Aug	Sep	Oct	Nov	Dec	Thru Jul	% Change	Trending	Total
2014	62	55	89	94	70	56	60	63	42	59	44	50	486			744
2015	105	54	50	75	64	64	61	-	-	-	-	-	473	-2.7%	▼	473

			Jan	Feb	Mar	Apr	May	Jun	<u>Jul</u>	Aug	Sep	Oct	Nov	Dec	Thru Jul	% Change	Trending	Total
Civil	Administrative Law	2014	-	1	-	-	-	-	-	-	1	-	-	-	1			2
		2015	-	-	-	-	-	-	1	-	-	-	-	-	1	0.0%	↔	1
	Contested Divorce	2014	2	-	-	-	3	-	-	-	-	-	-	-	5			5
		2015	-	-	-	11	-	1	1	2	2	1	1	-	13			19
	Domestic and Family - Level 1	2014	-	-	-	11	-	1	1	2	2	1	1	-	13	0.0%	↔	13
		2015	2	3	4	3	-	-	1	-	-	-	-	-	13			13
	Domestic and Family - Level 2	2014	-	-	-	2	-	1	-	1	-	-	-	-	3			4
		2015	-	2	1	1	1	2	1	-	-	-	-	-	8	166.7%	▲	8
	General Civil - Level 1	2014	-	1	-	-	1	1	-	-	-	-	-	-	3			3
		2015	-	1	-	-	-	1	-	-	-	-	-	-	2	-33.3%	▼	2
	General Civil - Level 2	2014	1	5	2	2	1	9	5	2	5	4	6	2	25			44
		2015	6	1	1	3	4	4	1	-	-	-	-	-	20	-20.0%	▼	20
	General Civil - Level 3	2014	1	2	-	-	1	6	2	3	-	3	-	2	12			20
		2015	-	1	2	2	4	8	3	-	-	-	-	-	20	66.7%	▲	20
	Probates/Wills and Trusts - Level 2	2014	-	-	1	-	-	-	1	-	1	-	-	-	2			3
		2015	-	-	-	-	1	-	-	-	-	-	-	-	1	-50.0%	▼	1
Criminal	Protective Orders	2014	-	-	-	1	-	-	-	-	-	-	-	-	1			1
		2015	1	-	-	-	-	-	-	-	-	-	-	-	1	0.0%	↔	1
	Uncontested Divorce	2014	-	2	1	2	3	1	-	2	-	1	-	1	9			13
		2015	-	-	2	-	1	-	1	-	-	-	-	-	4	-55.6%	▼	4
	Misdemeanor	2014	2	3	4	4	7	-	6	2	2	2	4	2	26			38
		2015	7	3	1	7	9	1	14	-	-	-	-	-	42	61.5%	▲	42
	Non-Capital Felonies and Related Matters	2014	13	2	36	35	25	5	20	21	4	22	8	10	136			201
		2015	46	2	6	32	24	5	11	-	-	-	-	-	126	-7.4%	▼	126
	Other Criminally Related Matters	2014	2	1	1	2	2	1	2	6	1	2	-	1	11			21
		2015	-	4	2	3	2	5	2	-	-	-	-	-	18	63.6%	▲	18
Oth	Miscellaneous	2014	41	38	44	35	27	31	23	24	26	24	25	32	239			370
		2015	43	37	31	24	18	38	26	-	-	-	-	-	217	-9.2%	▼	217

Court: Mathews Circuit

Start/End Date: Jan-14 / Jul-15

2014 Average Month: 37

Jan-Jul 2014: 279

Filings Trending: Downward ▼

Circuit/Court ID: 9 209115


Type of Case: Filings

2015 Average Month:38

Jan-Jul 2015 : 268


Overall AVG. Month: 38

Monthly Filings Summary



Jan 2014-----Jul 2015

January --- July Filings



279 2014 268 2015

	Jan	Feb	Mar	Apr	May	Jun	<u>Jul</u>	Aug	Sep	Oct	Nov	Dec	Thru Jul	% Change	Trending	Total
2014	40	33	51	51	29	33	42	25	22	33	46	41	279			446
2015	31	31	58	45	35	39	29	-	-	-	-	-	268	-3.9%	▼	268

			Jan	Feb	Mar	Apr	May	Jun	<u>Jul</u>	Aug	Sep	Oct	Nov	Dec	Thru Jul	% Change	Trending	Total
Civil	Administrative Law	2014	-	-	-	-	-	1	-	-	-	-	-	-	1			1
	Contested Divorce	2014	-	-	-	1	-	2	-	1	-	-	-	1	3			5
		2015	-	-	-	-	1	1	1	-	-	-	-	-	3	0.0%	↔	3
	Domestic and Family - Level 1	2014	-	-	-	2	1	-	3	-	1	-	1	6	6			14
		2015	-	-	-	-	-	6	-	-	-	-	-	-	6	0.0%	↔	6
	Domestic and Family - Level 2	2014	-	-	1	-	-	-	-	-	-	-	1	-	1			2
		2015	-	-	1	1	-	-	-	-	-	-	-	-	2	100.0%	▲	2
	General Civil - Level 2	2014	3	-	1	4	1	1	1	2	-	5	2	2	11			22
		2015	3	3	4	2	-	-	3	-	-	-	-	-	15	36.4%	▲	15
	General Civil - Level 3	2014	1	1	-	1	1	4	-	3	-	-	-	-	8			11
		2015	1	1	-	3	1	1	-	-	-	-	-	-	7	-12.5%	▼	7
	Probates/Wills and Trusts - Level 2	2014	-	1	-	-	-	1	-	-	-	-	1	-	2			3
		2015	-	-	1	-	-	-	-	-	-	-	-	-	1	-50.0%	▼	1
	Protective Orders	2014	2	-	-	-	1	-	1	-	-	-	-	1	4			5
		2015	-	-	-	-	-	1	-	-	-	-	-	-	1	-75.0%	▼	1
Criminal	Uncontested Divorce	2014	1	4	3	2	3	-	2	4	2	1	-	-	15			22
		2015	1	2	2	2	-	2	3	-	-	-	-	-	12	-20.0%	▼	12
	Misdemeanor	2014	-	3	1	3	3	7	4	1	-	-	5	5	21			32
		2015	1	1	3	-	6	2	5	-	-	-	-	-	18	-14.3%	▼	18
Other	Non-Capital Felonies and Related Matters	2014	1	2	25	9	-	2	19	-	2	-	24	2	58			86
		2015	5	3	19	-	11	11	8	-	-	-	-	-	57	-1.7%	▼	57
	Other Criminally Related Matters	2014	-	1	-	1	1	1	-	-	3	1	-	2	4			10
		2015	-	2	-	3	2	2	-	-	-	-	-	-	9	125.0%	▲	9
Other	Miscellaneous	2014	32	21	20	26	18	12	12	13	14	26	12	22	141			228
		2015	20	19	27	34	14	13	9	-	-	-	-	-	136	-3.5%	▼	136
	Other	2014	-	-	-	2	-	2	-	1	-	-	-	-	4			5
		2015	-	-	1	-	-	-	-	-	-	-	-	-	1	-75.0%	▼	1

Court: Middlesex Circuit

Start/End Date: Jan-14 / Jul-15

2014 Average Month: 47

Jan-Jul 2014: 351

Filings Trending: Downward ▼

Circuit/Court ID: 9 209119

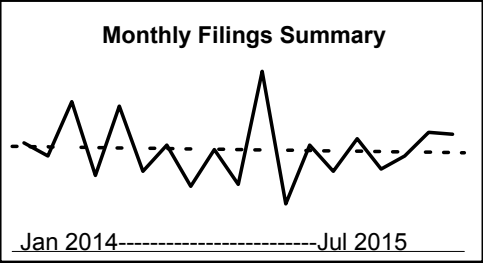
Type of Case: Filings

2015 Average Month: 47

Jan-Jul 2015 : 329

Overall AVG. Month: 47

Monthly Filings Summary



January --- July Filings

351

2014

329

2015

	Jan	Feb	Mar	Apr	May	Jun	<u>Jul</u>	Aug	Sep	Oct	Nov	Dec	Thru Jul	% Change	Trending	Total
2014	50	44	69	35	67	37	49	30	47	31	83	22	351			564
2015	49	37	52	38	44	55	54	-	-	-	-	-	329	-6.3%	▼	329

			Jan	Feb	Mar	Apr	May	Jun	<u>Jul</u>	Aug	Sep	Oct	Nov	Dec	Thru Jul	% Change	Trending	Total
Civil	Contested Divorce	2014	-	-	-	1	4	-	-	1	-	1	-	2	5			9
		2015	1	-	2	3	-	1	-	-	-	-	-	-	7	40.0%	▲	7
	Domestic and Family - Level 1	2014	-	4	2	1	-	-	1	1	-	-	-	-	8			9
		2015	-	1	-	-	-	-	-	-	-	-	-	-	1	-87.5%	▼	1
	Domestic and Family - Level 2	2014	-	-	-	-	-	-	-	2	-	-	-	-	0			2
		2015	2	-	1	1	-	1	1	-	-	-	-	-	6	0.0%	↔	6
	General Civil - Level 1	2014	1	-	-	-	-	-	-	-	-	-	-	-	1			1
		2015	-	-	-	1	-	-	-	-	-	-	-	-	1	0.0%	↔	1
	General Civil - Level 2	2014	1	-	-	3	1	-	1	4	1	1	3	1	6			16
		2015	2	3	5	3	-	4	-	-	-	-	-	-	17	183.3%	▲	17
	General Civil - Level 3	2014	3	1	2	1	1	-	1	-	-	-	-	-	9			9
		2015	-	-	2	1	1	1	-	-	-	-	-	-	5	-44.4%	▼	5
	Probates/Wills and Trusts - Level 2	2014	-	-	-	-	-	-	-	-	-	2	2	-	0			4
		2015	-	-	1	1	-	2	-	-	-	-	-	-	4	0.0%	↔	4
Criminal	Protective Orders	2015	-	-	-	-	-	1	1	-	-	-	-	-	2			2
	Uncontested Divorce	2014	1	3	1	3	2	1	5	3	4	-	3	-	16			26
		2015	1	2	2	1	1	-	4	-	-	-	-	-	11	-31.3%	▼	11
	Capital Murder	2015	-	-	-	-	2	-	-	-	-	-	-	-	2			2
	Misdemeanor	2014	3	4	14	2	11	7	7	3	8	2	20	3	48			84
Other		2015	11	-	3	-	5	7	6	-	-	-	-	-	32	-33.3%	▼	32
	Non-Capital Felonies and Related Matters	2014	7	6	27	5	22	12	21	5	21	13	37	1	100			177
		2015	13	3	8	9	19	14	22	-	-	-	-	-	88	-12.0%	▼	88
	Other Criminally Related Matters	2014	1	-	1	1	3	1	-	1	1	1	3	-	7			13
		2015	2	-	-	-	2	-	1	-	-	-	-	-	5	-28.6%	▼	5
Other	Miscellaneous	2014	33	26	22	18	20	16	12	9	11	11	14	15	147			207
		2015	17	28	25	16	12	21	18	-	-	-	-	-	137	-6.8%	▼	137
	Other	2014	-	-	-	-	3	-	1	1	1	-	1	-	4			7
			2015	-	-	3	2	2	3	1	-	-	-	-	11	175.0%	▲	11

Court: New Kent Circuit

Start/End Date: Jan-14 / Jul-15

2014 Average Month: 116

Jan-Jul 2014: 791

Filings Trending: Downward ▼

Circuit/Court ID: 9 209127

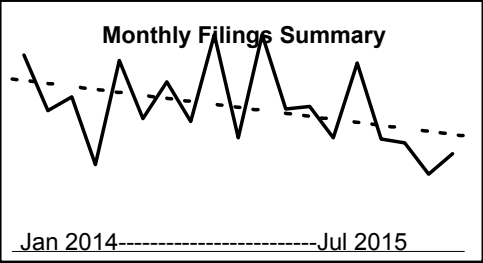
Type of Case: Filings

2015 Average Month:89

Jan-Jul 2015 : 622

Overall AVG. Month: 106

Monthly Filings Summary



January --- July Filings

791

2014

622

2015

	Jan	Feb	Mar	Apr	May	Jun	<u>Jul</u>	Aug	Sep	Oct	Nov	Dec	Thru Jul	% Change	Trending	Total
2014	145	104	114	64	141	98	125	96	160	84	160	105	791			1,396
2015	107	84	139	83	80	57	72	-	-	-	-	-	622	-21.4%	▼	622

			Jan	Feb	Mar	Apr	May	Jun	<u>Jul</u>	Aug	Sep	Oct	Nov	Dec	Thru Jul	% Change	Trending	Total
Civil	Administrative Law	2014	-	-	-	-	-	-	-	-	1	1	-	-	0			2
		2015	1	-	-	-	-	-	-	-	-	-	-	-	1	0.0%	↔	1
	Contested Divorce	2014	2	1	2	1	1	2	2	3	6	3	1	4	11			28
		2015	2	2	2	2	2	-	4	-	-	-	-	-	14	27.3%	▲	14
	Domestic and Family - Level 1	2014	-	1	-	2	3	-	1	-	1	-	1	-	7			9
		2015	-	2	-	2	1	-	-	-	-	-	-	-	5	-28.6%	▼	5
	Domestic and Family - Level 2	2014	-	-	-	1	1	1	1	-	1	-	2	-	4			7
		2015	2	2	-	1	2	-	-	-	-	-	-	-	7	75.0%	▲	7
	General Civil - Level 1	2015	1	-	-	-	-	-	-	-	-	-	-	-	1			1
	General Civil - Level 2	2014	1	2	6	1	7	1	4	4	5	1	2	3	22			37
		2015	1	1	1	4	1	1	-	-	-	-	-	-	9	-59.1%	▼	9
	General Civil - Level 3	2014	1	-	1	1	1	1	-	1	-	4	1	2	5			13
		2015	2	3	-	-	2	-	1	-	-	-	-	-	8	60.0%	▲	8
	Probates/Wills and Trusts	2014	-	-	-	-	-	-	-	-	1	-	-	-	0			1
Criminal	Probates/Wills and Trusts - Level 2	2014	1	-	-	-	-	-	1	-	-	-	-	-	2	0.0%	↔	2
		2015	-	-	-	-	-	-	1	-	-	-	-	-	1	-50.0%	▼	1
	Uncontested Divorce	2014	3	4	2	4	3	1	5	4	6	3	5	6	22			46
		2015	2	5	8	4	3	3	3	-	-	-	-	-	28	27.3%	▲	28
	Misdemeanor	2014	3	9	10	2	13	12	19	22	41	16	43	15	68			205
		2015	11	8	17	12	10	11	5	-	-	-	-	-	74	8.8%	▲	74
Other	Non-Capital Felonies and Related Matters	2014	19	8	28	4	59	22	44	13	64	11	56	16	184			344
		2015	22	5	61	17	31	4	9	-	-	-	-	-	149	-19.0%	▼	149
	Other Criminally Related Matters	2014	1	3	-	-	3	3	10	5	2	1	6	2	20			36
		2015	2	6	4	1	1	4	2	-	-	-	-	-	20	0.0%	↔	20
	Miscellaneous	2014	73	64	54	42	35	47	31	35	29	35	39	50	346			534
		2015	52	36	41	37	23	33	46	-	-	-	-	-	268	-22.5%	▼	268
	Other	2014	41	12	11	6	15	8	7	9	3	9	4	7	100			132
		2015	9	14	5	3	4	1	1	-	-	-	-	-	37	-63.0%	▼	37

Court: York Circuit

Start/End Date: Jan-14 / Jul-15

2014 Average Month: 261

Jan-Jul 2014: 1,903

Filings Trending: Downward ▼

Circuit/Court ID: 9 209199

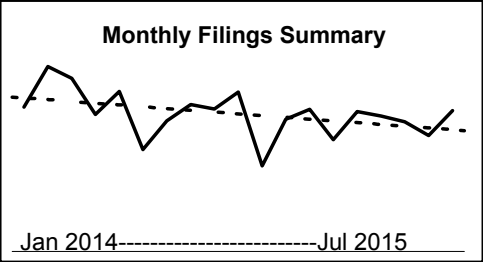
Type of Case: Filings

2015 Average Month:241

Jan-Jul 2015 : 1,689

Overall AVG. Month: 254

Monthly Filings Summary



January --- July Filings

1,903

2014

1,689

2015

	Jan	Feb	Mar	Apr	May	Jun	<u>Jul</u>	Aug	Sep	Oct	Nov	Dec	Thru Jul	% Change	Trending	Total
2014	266	341	319	253	295	188	241	271	263	294	158	244	1,903			3,133
2015	262	206	258	250	239	214	260	-	-	-	-	-	1,689	-11.2%	▼	1,689

			Jan	Feb	Mar	Apr	May	Jun	<u>Jul</u>	Aug	Sep	Oct	Nov	Dec	Thru Jul	% Change	Trending	<u>Total</u>
Civil	Administrative Law	2014	-	-	-	-	-	-	-	-	-	-	-	1	0			1
		2015	-	1	-	-	-	-	-	-	-	-	-	-	1	0.0%	↔	1
	Contested Divorce	2014	9	8	13	3	7	5	7	6	7	6	2	4	52			77
		2015	3	6	11	4	4	7	5	-	-	-	-	-	40	-23.1%	▼	40
	Domestic and Family - Level 1	2014	1	2	3	2	2	2	3	5	1	6	-	2	15			29
		2015	2	4	3	3	3	1	4	-	-	-	-	-	20	33.3%	▲	20
	Domestic and Family - Level 2	2014	3	8	6	12	7	12	6	5	10	16	9	7	54			101
		2015	5	2	15	13	6	4	14	-	-	-	-	-	59	9.3%	▲	59
	General Civil - Level 1	2014	1	-	1	-	-	-	-	-	1	-	-	2	2			5
		2015	1	-	-	-	-	-	-	-	-	-	-	-	1	-50.0%	▼	1
	General Civil - Level 2	2014	11	7	11	14	8	9	12	15	11	8	4	14	72			124
		2015	5	8	11	17	6	20	6	-	-	-	-	-	73	1.4%	▲	73
	General Civil - Level 3	2014	4	6	1	2	6	2	1	1	4	2	3	4	22			36
		2015	4	-	7	1	2	3	4	-	-	-	-	-	21	-4.5%	▼	21
	Probates/Wills and Trusts - Level 1	2014	-	-	-	-	-	-	-	1	-	-	-	-	0			1
		2015	-	-	-	-	-	1	-	-	-	-	-	-	1	0.0%	↔	1
	Probates/Wills and Trusts - Level 2	2014	2	-	3	2	4	1	-	2	1	1	1	2	12			19
		2015	1	1	1	-	1	4	7	-	-	-	-	-	15	25.0%	▲	15
	Protective Orders	2014	2	-	1	1	1	1	-	1	-	3	-	1	6			11
		2015	1	-	-	-	-	-	-	-	-	-	-	-	1	-83.3%	▼	1
	Uncontested Divorce	2014	12	16	25	12	11	10	15	19	16	16	17	15	101			184
		2015	9	10	23	14	15	15	11	-	-	-	-	-	97	-4.0%	▼	97
Criminal	Misdemeanor	2014	17	14	28	17	61	11	33	31	27	16	14	16	181			285
		2015	26	16	13	28	11	9	6	-	-	-	-	-	109	-39.8%	▼	109
	Non-Capital Felonies and Related Matters	2014	44	125	79	67	88	47	63	74	74	64	27	44	513			796
		2015	74	50	29	51	76	50	65	-	-	-	-	-	395	-23.0%	▼	395
	Other Criminally Related Matters	2014	10	6	14	9	6	3	4	4	12	13	4	12	52			97
Other		2015	5	8	3	17	9	5	12	-	-	-	-	-	59	13.5%	▲	59
	Miscellaneous	2014	149	148	134	111	93	84	97	104	96	140	75	120	816			1,351
		2015	124	99	137	100	100	92	122	-	-	-	-	-	774	-5.1%	▼	774
	Other	2014	1	1	-	1	1	1	-	3	3	3	2	-	5			16
2015		2	1	5	2	6	3	4	-	-	-	-	-	23	360.0%	▲	23	

Court: Williamsburg Circuit

Start/End Date: Jan-14 / Jul-15

2014 Average Month: 300

Jan-Jul 2014: 2,170

Filings Trending: Downward ▼

Circuit/Court ID: 9 209830

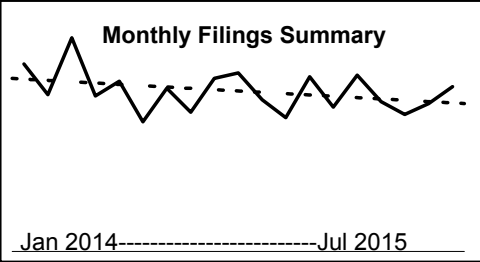
Type of Case: Filings

2015 Average Month:288

Jan-Jul 2015 : 2,019

Overall AVG. Month: 296

Monthly Filings Summary



January --- July Filings

2,170

2014

2,019

2015

	Jan	Feb	Mar	Apr	May	Jun	Jul	Aug	Sep	Oct	Nov	Dec	Thru Jul	% Change	Trending	Total
2014	346	289	394	287	314	239	301	257	319	329	280	247	2,170			3,602
2015	322	266	325	276	253	273	304	-	-	-	-	-	2,019	-7.0%	▼	2,019

			Jan	Feb	Mar	Apr	May	Jun	Jul	Aug	Sep	Oct	Nov	Dec	Thru Jul	% Change	Trending	Total
Civil	Administrative Law	2014	-	-	-	-	1	1	-	1	1	-	-	-	2			4
		2015	-	-	-	-	-	-	1	-	-	-	-	-	1	-50.0%	▼	1
	Contested Divorce	2014	8	6	5	6	4	5	8	5	9	10	5	8	42			79
		2015	12	6	4	5	7	5	7	-	-	-	-	-	46	9.5%	▲	46
	Domestic and Family - Level 1	2014	1	4	3	6	5	3	1	10	9	5	5	8	23			60
		2015	3	5	3	2	7	4	9	-	-	-	-	-	33	43.5%	▲	33
	Domestic and Family - Level 2	2014	3	3	1	1	4	5	4	2	-	1	1	2	21			27
		2015	6	1	5	3	3	-	-	-	-	-	-	-	18	-14.3%	▼	18
	General Civil - Level 1	2014	2	-	1	2	-	3	-	-	1	1	-	1	8			11
		2015	-	3	2	1	2	1	1	-	-	-	-	-	10	25.0%	▲	10
	General Civil - Level 2	2014	5	7	6	4	12	9	11	6	9	14	6	10	54			99
		2015	18	8	8	12	13	15	12	-	-	-	-	-	86	59.3%	▲	86
	General Civil - Level 3	2014	9	1	17	4	13	6	9	4	4	7	9	8	59			91
		2015	7	6	2	12	6	17	12	-	-	-	-	-	62	5.1%	▲	62
	Probates/Wills and Trusts - Level 1	2014	-	-	-	-	1	1	-	-	-	-	1	1	2			4
		2015	1	-	1	-	1	1	-	-	-	-	-	-	4	100.0%	▲	4
	Probates/Wills and Trusts - Level 2	2014	3	3	2	2	2	3	4	2	2	2	4	5	19			34
		2015	-	1	3	2	1	5	2	-	-	-	-	-	14	-26.3%	▼	14
Criminal	Uncontested Divorce	2014	21	11	17	20	16	15	15	12	14	11	14	8	115			174
		2015	20	14	13	15	17	20	21	-	-	-	-	-	120	4.3%	▲	120
	Capital Murder	2014	3	-	-	-	-	-	-	-	-	-	-	-	3			3
		2015	-	-	4	-	-	-	-	-	-	-	-	-	4	33.3%	▲	4
	Misdemeanor	2014	34	36	47	25	39	27	47	29	52	32	60	28	255			456
		2015	42	26	31	34	34	43	41	-	-	-	-	-	251	-1.6%	▼	251
	Non-Capital Felonies and Related Matters	2014	62	46	123	58	79	46	80	41	73	43	57	52	494			760
		2015	51	39	66	52	52	49	49	-	-	-	-	-	358	-27.5%	▼	358
	Other Criminally Related Matters	2014	13	12	17	14	11	8	13	13	13	15	8	8	88			145
		2015	10	9	8	19	16	15	13	-	-	-	-	-	90	2.3%	▲	90
Other	Miscellaneous	2014	160	142	123	120	101	89	81	107	106	143	81	81	816			1,334
		2015	123	101	131	90	80	75	107	-	-	-	-	-	707	-13.4%	▼	707
	Other	2014	22	18	32	25	26	18	28	25	26	45	29	27	169			321
		2015	29	47	44	29	14	23	29	-	-	-	-	-	215	27.2%	▲	215

Court: Appomattox Circuit

Start/End Date: Jan-14 / Jul-15

2014 Average Month: 75

Jan-Jul 2014: 550

Filings Trending: Downward ▼

Circuit/Court ID: 10 210011

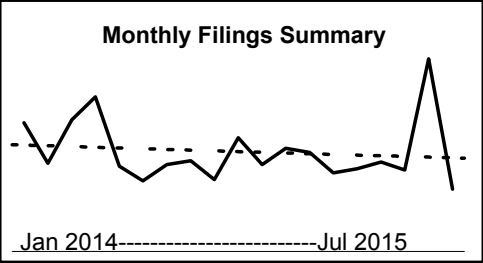
Type of Case: Filings

2015 Average Month:72

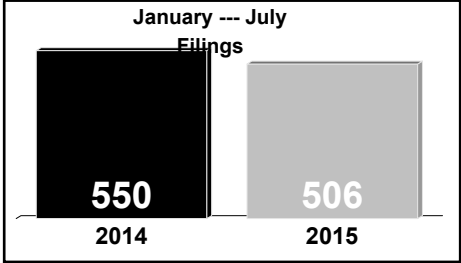
Jan-Jul 2015 : 506

Overall AVG. Month: 74

Monthly Filings Summary



January --- July Filings



			Jan	Feb	Mar	Apr	May	Jun	Jul	Aug	Sep	Oct	Nov	Dec	Thru Jul	% Change	Trending	Total
2014			95	65	97	114	63	52	64	67	53	84	64	76	550			894
2015			73	58	61	66	60	142	46	-	-	-	-	-	506	-8.0%	▼	506

			Jan	Feb	Mar	Apr	May	Jun	Jul	Aug	Sep	Oct	Nov	Dec	Thru Jul	% Change	Trending	Total
Civil	Contested Divorce	2014	3	1	1	1	4	1	1	1	-	3	2	1	12			19
		2015	-	1	1	1	2	1	1	-	-	-	-	-	7	-41.7%	▼	7
	Domestic and Family - Level 1	2014	-	4	6	3	2	6	4	1	-	2	-	-	25			28
		2015	-	2	-	-	-	7	-	-	-	-	-	-	9	-64.0%	▼	9
	Domestic and Family - Level 2	2014	-	-	1	-	2	1	-	1	-	-	1	-	4			6
		2015	-	-	-	-	2	3	-	-	-	-	-	-	5	25.0%	▲	5
	General Civil - Level 2	2014	2	3	3	1	1	-	1	1	3	-	-	1	11			16
		2015	2	-	1	2	2	-	1	-	-	-	-	-	8	-27.3%	▼	8
	General Civil - Level 3	2014	2	-	2	2	1	-	3	3	1	-	-	1	10			15
		2015	-	1	1	2	5	1	-	-	-	-	-	-	10	0.0%	↔	10
Criminal	Probates/Wills and Trusts	2014	-	-	-	-	1	-	-	1	-	-	-	1	1			3
	Probates/Wills and Trusts - Level 2	2014	2	-	1	-	-	1	1	1	-	-	-	1	5			7
		2015	2	-	-	1	-	-	-	-	-	-	-	-	3	-40.0%	▼	3
	Uncontested Divorce	2014	4	2	3	4	3	2	4	1	2	3	5	3	22			36
		2015	1	1	3	3	1	4	4	-	-	-	-	-	17	-22.7%	▼	17
	Misdemeanor	2014	1	4	4	8	5	3	-	2	4	2	2	9	25			44
Other		2015	7	1	1	2	3	9	1	-	-	-	-	-	24	-4.0%	▼	24
	Non-Capital Felonies and Related Matters	2014	32	10	38	35	18	8	30	17	16	39	32	33	171			308
		2015	28	24	13	28	11	91	10	-	-	-	-	-	205	19.9%	▲	205
	Other Criminally Related Matters	2014	-	-	-	5	3	3	-	1	-	-	-	5	11			17
		2015	-	1	1	-	6	-	-	-	-	-	-	-	8	-27.3%	▼	8
Other	Miscellaneous	2014	49	40	37	53	23	27	20	36	27	34	21	20	249			387
		2015	33	27	39	27	27	26	29	-	-	-	-	-	208	-16.5%	▼	208
	Other	2014	-	1	1	2	-	-	-	1	-	1	1	1	4			8
			2015	-	-	1	-	1	-	-	-	-	-	-	2	-50.0%	▼	2

Court: Buckingham Circuit

Start/End Date: Jan-14 / Jul-15

2014 Average Month: 72

Jan-Jul 2014: 497

Filings Trending: Downward ▼

Circuit/Court ID: 10 210029

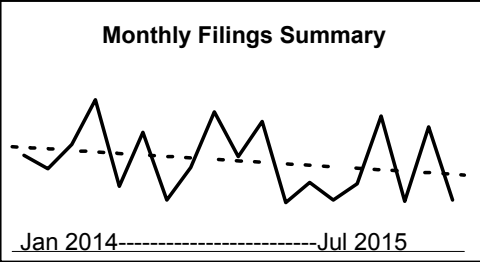
Type of Case: Filings

2015 Average Month:58

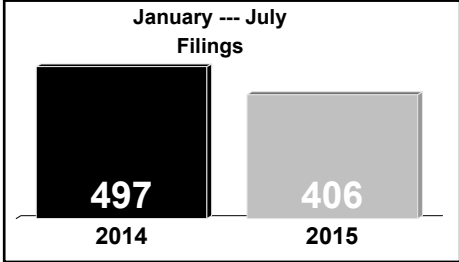
Jan-Jul 2015 : 406

Overall AVG. Month: 67

Monthly Filings Summary



January --- July Filings



	Jan	Feb	Mar	Apr	May	Jun	<u>Jul</u>	Aug	Sep	Oct	Nov	Dec	Thru Jul	% Change	Trending	Total
2014	71	61	79	112	48	88	38	62	103	70	96	36	497			864
2015	51	38	50	100	37	92	38	-	-	-	-	-	406	-18.3%	▼	406

			Jan	Feb	Mar	Apr	May	Jun	<u>Jul</u>	Aug	Sep	Oct	Nov	Dec	Thru Jul	% Change	Trending	Total
Civil	Contested Divorce	2014	1	2	2	-	2	-	1	1	2	1	-	-	8			12
		2015	2	2	2	1	2	-	1	-	-	-	-	-	10	25.0%	▲	10
	Domestic and Family - Level 1	2014	3	-	-	2	-	4	-	2	11	-	-	-	9			22
		2015	1	-	2	2	-	1	-	-	-	-	-	-	6	-33.3%	▼	6
	Domestic and Family - Level 2	2014	-	-	-	-	-	-	-	-	-	-	-	2	0			2
		2015	-	-	-	-	-	1	-	-	-	-	-	-	1	0.0%	↔	1
	General Civil - Level 1	2014	-	-	-	-	-	-	-	-	1	-	-	-	0			1
	General Civil - Level 2	2014	3	-	-	2	2	2	5	2	4	1	1	5	14	0.0%	↔	27
		2015	1	2	-	3	1	4	6	-	-	-	-	-	17	21.4%	▲	17
	General Civil - Level 3	2014	2	1	1	-	1	1	-	-	1	1	1	-	6			9
		2015	2	-	-	1	1	1	-	-	-	-	-	-	5	-16.7%	▼	5
	Probates/Wills and Trusts - Level 1	2014	-	-	-	-	-	1	-	-	-	-	-	-	1			1
		2015	-	-	-	-	-	1	-	-	-	-	-	-	1	0.0%	↔	1
	Probates/Wills and Trusts - Level 2	2014	-	-	-	-	1	-	2	-	-	1	-	-	3			4
		2015	-	1	-	-	-	-	1	-	-	-	-	-	2	-33.3%	▼	2
Criminal	Protective Orders	2014	-	-	-	-	-	-	-	1	-	-	-	-	0			1
	Uncontested Divorce	2014	4	2	4	2	-	2	6	4	4	3	3	2	20	0.0%	↔	36
		2015	2	4	5	3	5	5	2	-	-	-	-	-	26	30.0%	▲	26
	Capital Murder	2015	-	-	-	-	-	1	-	-	-	-	-	-	1			1
	Misdemeanor	2014	1	7	6	7	-	2	-	12	-	10	7	5	23			57
Other		2015	2	-	3	4	3	5	2	-	-	-	-	-	19	-17.4%	▼	19
	Non-Capital Felonies and Related Matters	2014	27	22	26	68	24	55	3	18	53	23	59	6	225			384
		2015	27	8	12	55	8	46	1	-	-	-	-	-	157	-30.2%	▼	157
	Other Criminally Related Matters	2014	-	3	-	1	-	-	-	1	-	4	1	1	4			11
		2015	-	-	-	1	-	-	-	-	-	-	-	-	1	-75.0%	▼	1
Other	Miscellaneous	2014	29	24	40	30	18	21	21	20	27	24	23	15	183			292
		2015	14	21	26	30	17	26	25	-	-	-	-	-	159	-13.1%	▼	159
	Other	2014	1	-	-	-	-	-	-	1	-	2	1	-	1			5
		2015	-	-	-	-	-	1	-	-	-	-	-	-	1	0.0%	↔	1

Court: Charlotte Circuit

Start/End Date: Jan-14 / Jul-15

2014 Average Month: 43

Jan-Jul 2014: 311

Filings Trending: Upward ▲

Circuit/Court ID: 10 210037

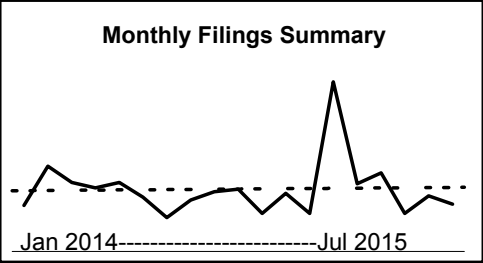
Type of Case: Filings

2015 Average Month:52

Jan-Jul 2015 : 365

Overall AVG. Month: 46

Monthly Filings Summary



January --- July Filings

311

2014

365

2015

	Jan	Feb	Mar	Apr	May	Jun	Jul	Aug	Sep	Oct	Nov	Dec	Thru Jul	% Change	Trending	Total
2014	34	63	51	47	51	40	25	38	44	46	28	43	311			510
2015	28	125	50	58	28	41	35	-	-	-	-	-	365	17.4%	▲	365

			Jan	Feb	Mar	Apr	May	Jun	Jul	Aug	Sep	Oct	Nov	Dec	Thru Jul	% Change	Trending	Total
Civil	Contested Divorce	2014	-	2	1	1	-	3	-	2	1	2	-	-	7			12
		2015	1	-	-	2	-	3	2	-	-	-	-	-	8	14.3%	▲	8
	Domestic and Family - Level 1	2014	1	4	4	-	-	4	2	2	-	1	3	-	15			21
		2015	-	1	2	-	-	2	2	-	-	-	-	-	7	-53.3%	▼	7
	Domestic and Family - Level 2	2014	-	-	1	-	3	1	-	-	-	1	-	-	5			6
		2015	-	-	1	1	1	-	1	-	-	-	-	-	4	-20.0%	▼	4
	General Civil - Level 2	2014	-	1	2	-	1	-	-	1	-	-	2	-	4			7
		2015	2	2	5	4	2	1	1	-	-	-	-	-	17	325.0%	▲	17
	General Civil - Level 3	2014	1	2	-	6	2	-	-	-	8	-	1	1	11			21
		2015	1	1	2	3	-	2	2	-	-	-	-	-	11	0.0%	↔	11
	Probates/Wills and Trusts	2015	-	-	-	-	-	-	1	-	-	-	-	-	1			1
	Probates/Wills and Trusts - Level 2	2014	1	-	-	-	-	-	1	-	-	-	-	1	2			3
		2015	-	-	-	-	-	-	1	-	-	-	-	-	1	-50.0%	▼	1
	Protective Orders	2014	1	1	-	-	-	-	-	1	-	-	-	1	2			4
Criminal	Uncontested Divorce	2014	-	4	2	3	1	5	5	1	5	-	-	1	20			27
		2015	2	4	1	2	3	2	5	-	-	-	-	-	19	-5.0%	▼	19
	Misdemeanor	2014	3	2	-	2	1	2	2	-	1	2	-	3	12			18
		2015	-	7	2	2	4	4	1	-	-	-	-	-	20	66.7%	▲	20
	Non-Capital Felonies and Related Matters	2014	10	20	24	19	15	12	9	10	9	12	2	22	109			164
Other		2015	4	86	8	17	4	10	8	-	-	-	-	-	137	25.7%	▲	137
	Other Criminally Related Matters	2014	2	-	-	2	-	-	-	-	2	2	1	1	4			10
		2015	-	-	1	3	1	-	-	-	-	-	-	-	5	25.0%	▲	5
	Miscellaneous	2014	15	27	17	14	28	13	6	21	18	26	19	13	120			217
		2015	18	24	27	23	13	17	11	-	-	-	-	-	133	10.8%	▲	133
Other			2015	-	-	1	1	-	-	-	-	-	-	-	2			2

Court: Cumberland Circuit

Start/End Date: Jan-14 / Jul-15

2014 Average Month: 45

Jan-Jul 2014: 341

Filings Trending: Downward ▼

Circuit/Court ID: 10 210049

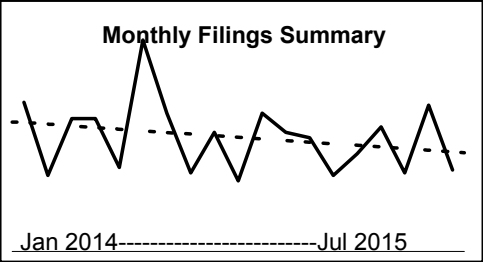
Type of Case: Filings

2015 Average Month:38

Jan-Jul 2015 : 265

Overall AVG. Month: 42

Monthly Filings Summary



January --- July Filings

341

2014

265

2015

	Jan	Feb	Mar	Apr	May	Jun	<u>Jul</u>	Aug	Sep	Oct	Nov	Dec	Thru Jul	% Change	Trending	Total
2014	55	28	49	49	31	78	51	29	44	26	51	44	341			535
2015	42	28	36	46	29	54	30	-	-	-	-	-	265	-22.3%	▼	265

			Jan	Feb	Mar	Apr	May	Jun	<u>Jul</u>	Aug	Sep	Oct	Nov	Dec	Thru Jul	% Change	Trending	Total
Civil	Administrative Law	2014	-	-	-	-	-	-	-	-	-	-	1	-	0			1
	Contested Divorce	2014	4	-	1	2	1	1	-	1	1	-	1	-	9	0.0%	↔	12
		2015	-	1	1	1	-	-	-	-	-	-	-	-	3	-66.7%	▼	3
	Domestic and Family - Level 1	2014	-	-	-	1	1	-	1	-	2	1	-	-	3			6
		2015	1	-	1	2	-	2	-	-	-	-	-	-	6	100.0%	▲	6
	Domestic and Family - Level 2	2014	-	-	-	-	1	-	-	-	1	-	-	-	1			2
		2015	-	-	-	1	-	-	-	-	-	-	-	-	1	0.0%	↔	1
	General Civil - Level 1	2014	-	-	-	-	-	-	-	1	-	-	-	1	0			2
	General Civil - Level 2	2014	2	1	1	2	-	-	2	1	1	1	3	1	8	0.0%	↔	15
		2015	-	2	-	1	2	1	1	-	-	-	-	-	7	-12.5%	▼	7
	General Civil - Level 3	2014	-	-	7	-	3	1	1	-	-	-	-	-	12			12
		2015	-	-	-	1	-	-	-	-	-	-	-	-	1	-91.7%	▼	1
	Probates/Wills and Trusts - Level 2	2014	2	-	-	-	-	-	-	1	-	-	-	-	2			3
		2015	-	1	-	-	-	-	-	-	-	-	-	-	1	-50.0%	▼	1
	Protective Orders	2014	-	1	-	2	-	-	-	-	-	-	-	-	3			3
		2015	1	-	-	-	-	-	-	-	-	-	-	-	1	-66.7%	▼	1
Criminal	Uncontested Divorce	2014	1	2	3	2	1	-	2	1	2	-	4	4	11			22
		2015	1	3	2	1	3	1	2	-	-	-	-	-	13	18.2%	▲	13
	Misdemeanor	2014	7	1	2	4	1	10	1	1	2	1	5	7	26			42
		2015	8	6	6	3	3	6	4	-	-	-	-	-	36	38.5%	▲	36
Criminal	Non-Capital Felonies and Related Matters	2014	16	4	10	14	8	46	34	5	18	5	22	11	132			193
		2015	11	3	11	12	11	34	9	-	-	-	-	-	91	-31.1%	▼	91
	Other Criminally Related Matters	2014	-	4	1	-	1	-	-	-	-	-	1	-	6			7
		2015	1	1	-	1	1	-	-	-	-	-	-	-	4	-33.3%	▼	4
Other	Miscellaneous	2014	23	15	24	22	14	19	10	18	17	18	14	20	127			214
		2015	18	11	15	23	9	10	14	-	-	-	-	-	100	-21.3%	▼	100
	Other	2014	-	-	-	-	-	1	-	-	-	-	-	-	1			1
		2015	1	-	-	-	-	-	-	-	-	-	-	-	1	0.0%	↔	1

Court: Halifax Circuit

Start/End Date: Jan-14 / Jul-15

2014 Average Month: 189

Jan-Jul 2014: 1,367

Filings Trending: Steady ↔

Circuit/Court ID: 10 210083

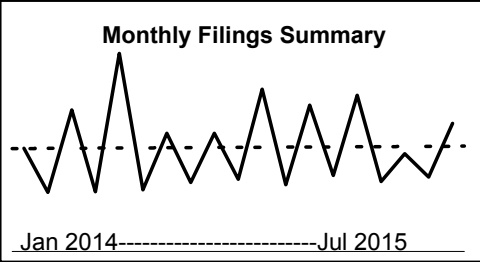
Type of Case: Filings

2015 Average Month:197

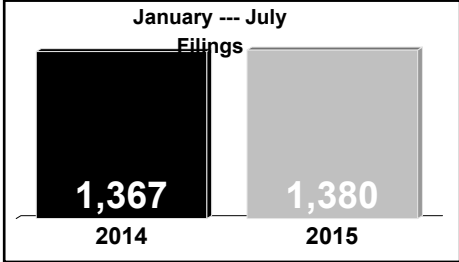
Jan-Jul 2015 : 1,380

Overall AVG. Month: 192

Monthly Filings Summary



January --- July Filings



	Jan	Feb	Mar	Apr	May	Jun	Jul	Aug	Sep	Oct	Nov	Dec	Thru Jul	% Change	Trending	Total
2014	190	109	261	110	365	114	218	127	218	133	299	123	1,367			2,267
2015	270	140	288	129	180	137	236	-	-	-	-	-	1,380	1.0%	▲	1,380

			Jan	Feb	Mar	Apr	May	Jun	Jul	Aug	Sep	Oct	Nov	Dec	Thru Jul	% Change	Trending	Total
Civil	Administrative Law	2014	1	-	-	-	-	-	1	-	-	-	-	-	2			2
		2015	-	-	1	-	-	-	-	-	-	-	-	-	1	-50.0%	▼	1
	Contested Divorce	2014	1	2	6	5	3	4	6	4	3	5	3	3	27			45
		2015	5	13	1	5	6	7	8	-	-	-	-	-	45	66.7%	▲	45
	Domestic and Family - Level 1	2014	2	1	1	3	2	4	3	2	6	2	2	4	16			32
		2015	1	2	1	3	4	1	2	-	-	-	-	-	14	-12.5%	▼	14
	Domestic and Family - Level 2	2014	1	1	1	1	1	-	2	-	1	-	1	-	7			9
		2015	-	-	2	1	-	-	4	-	-	-	-	-	7	0.0%	↔	7
	General Civil - Level 1	2014	-	-	-	-	-	-	-	-	2	1	2	-	0			5
		2015	-	2	1	-	-	1	-	-	-	-	-	-	4	0.0%	↔	4
	General Civil - Level 2	2014	6	2	6	1	5	7	4	1	5	5	4	-	31			46
		2015	5	4	6	6	2	5	6	-	-	-	-	-	34	9.7%	▲	34
	General Civil - Level 3	2014	-	3	3	3	4	2	11	8	3	3	-	3	26			43
		2015	1	-	4	6	6	3	11	-	-	-	-	-	31	19.2%	▲	31
	Probates/Wills and Trusts - Level 1	2014	-	-	-	-	-	-	-	-	-	1	-	1	0			2
		2015	-	1	-	-	-	-	-	-	-	-	-	-	1	0.0%	↔	1
	Probates/Wills and Trusts - Level 2	2014	-	1	-	1	2	2	1	3	2	1	-	2	7			15
		2015	-	-	1	1	-	1	5	-	-	-	-	-	8	14.3%	▲	8
	Protective Orders	2014	-	2	-	-	-	-	-	-	-	-	-	-	2			2
	Uncontested Divorce	2014	5	11	14	7	10	6	12	10	16	12	20	8	65			131
		2015	9	15	16	15	9	22	11	-	-	-	-	-	97	49.2%	▲	97
Criminal	Misdemeanor	2014	33	6	38	8	49	21	34	18	41	13	42	22	189			325
		2015	49	10	32	16	35	14	44	-	-	-	-	-	200	5.8%	▲	200
	Non-Capital Felonies and Related Matters	2014	56	8	109	9	242	10	80	17	84	12	176	15	514			818
		2015	118	15	93	20	77	15	74	-	-	-	-	-	412	-19.8%	▼	412
Other	Other Criminally Related Matters	2014	3	1	2	-	-	1	1	6	4	-	7	8	8			33
		2015	5	2	3	1	3	5	6	-	-	-	-	-	25	212.5%	▲	25
	Miscellaneous	2014	74	64	73	63	37	31	51	45	44	65	40	54	393			641
		2015	76	69	126	55	38	63	65	-	-	-	-	-	492	25.2%	▲	492
	Other	2014	8	7	8	9	10	26	12	13	7	13	2	3	80			118
		2015	1	7	1	-	-	-	-	-	-	-	-	-	9	-88.8%	▼	9

Court: Lunenburg Circuit

Start/End Date: Jan-14 / Jul-15

2014 Average Month: 65

Jan-Jul 2014: 418

Filings Trending: Downward ▼

Circuit/Court ID: 10 210111


Type of Case: Filings

2015 Average Month:49

Jan-Jul 2015 : 345

Overall AVG. Month: 59

Monthly Filings Summary



Jan 2014-----Jul 2015

January --- July Filings

418

2014

345

2015

	Jan	Feb	Mar	Apr	May	Jun	<u>Jul</u>	Aug	Sep	Oct	Nov	Dec	Thru Jul	% Change	Trending	Total
2014	34	45	59	96	42	54	88	116	47	101	42	57	418			781
2015	40	95	45	45	32	40	48	-	-	-	-	-	345	-17.5%	▼	345

			Jan	Feb	Mar	Apr	May	Jun	<u>Jul</u>	Aug	Sep	Oct	Nov	Dec	Thru Jul	% Change	Trending	Total
Civil	Contested Divorce	2014	-	-	4	3	-	-	-	4	-	1	-	1	7			13
		2015	-	1	1	1	1	-	-	-	-	-	-	-	4	-42.9%	▼	4
	Domestic and Family - Lev	2014	-	3	-	-	-	-	-	-	-	-	-	-	3			3
	Domestic and Family - Level 2	2014	-	-	4	5	-	-	3	1	-	2	1	3	12			19
		2015	1	1	-	-	1	-	-	-	-	-	-	-	3	-75.0%	▼	3
	General Civil - Level 1	2014	-	-	-	-	-	-	1	-	-	-	-	1	1			2
	General Civil - Level 2	2014	1	2	1	2	2	1	10	1	2	-	3	5	19			30
		2015	-	1	1	-	1	1	-	-	-	-	-	-	4	-78.9%	▼	4
	General Civil - Level 3	2014	-	3	1	2	2	1	6	-	-	-	1	3	15			19
		2015	-	1	1	-	1	1	-	-	-	-	-	-	4	-73.3%	▼	4
Criminal	Uncontested Divorce	2014	-	-	3	4	3	5	3	1	1	6	-	3	18			29
		2015	1	5	1	4	1	1	2	-	-	-	-	-	15	-16.7%	▼	15
	Misdemeanor	2014	1	2	2	1	5	3	2	7	2	5	3	2	16			35
		2015	-	1	3	3	2	3	3	-	-	-	-	-	15	-6.3%	▼	15
	Non-Capital Felonies and Related Matters	2014	14	9	16	57	17	34	46	80	16	50	9	12	193			360
		2015	10	63	21	25	11	19	17	-	-	-	-	-	166	-14.0%	▼	166
	Other Criminally Related Matters	2014	-	-	1	-	-	-	2	1	12	-	-	1	3			17
		2015	-	-	-	-	-	1	1	-	-	-	-	-	2	-33.3%	▼	2
Oth	Miscellaneous	2014	18	26	27	22	13	10	15	21	14	37	25	26	131			254
		2015	28	22	17	12	14	14	25	-	-	-	-	-	132	0.8%	▲	132

Court: Mecklenburg Circuit

Start/End Date: Jan-14 / Jul-15

2014 Average Month: 210

Jan-Jul 2014: 1,579

Filings Trending: Upward ▲

Circuit/Court ID: 10 210117

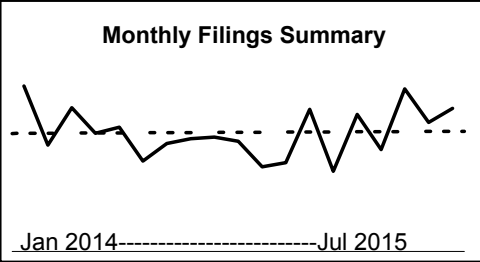
Type of Case: Filings

2015 Average Month:236

Jan-Jul 2015 : 1,653

Overall AVG. Month: 220

Monthly Filings Summary



January --- July Filings

1,579

2014

1,653

2015

	Jan	Feb	Mar	Apr	May	Jun	Jul	Aug	Sep	Oct	Nov	Dec	Thru Jul	% Change	Trending	Total
2014	305	196	265	218	229	167	199	208	211	203	156	164	1,579			2,521
2015	262	148	253	188	300	238	264	-	-	-	-	-	1,653	4.7%	▲	1,653

			Jan	Feb	Mar	Apr	May	Jun	Jul	Aug	Sep	Oct	Nov	Dec	Thru Jul	% Change	Trending	Total
Civil	Administrative Law	2014	-	-	-	1	-	-	-	-	-	-	-	-	1			1
	Contested Divorce	2014	-	8	2	5	3	3	2	2	2	3	4	2	23			36
		2015	3	7	6	2	2	3	6	-	-	-	-	-	29	26.1%	▲	29
	Domestic and Family - Level 1	2014	3	5	2	6	2	1	1	7	5	4	-	5	20			41
		2015	3	4	2	-	9	6	-	-	-	-	-	-	24	20.0%	▲	24
	Domestic and Family - Level 2	2014	-	-	-	-	1	-	1	1	-	-	2	1	2			6
		2015	-	1	-	-	1	1	-	-	-	-	-	-	3	50.0%	▲	3
	General Civil - Level 1	2014	-	1	2	-	1	1	-	-	-	-	-	-	5			5
		2015	-	-	1	1	-	-	-	-	-	-	-	-	2	-60.0%	▼	2
	General Civil - Level 2	2014	4	3	1	4	-	6	5	1	4	2	2	7	23			39
		2015	1	3	3	3	3	3	2	-	-	-	-	-	18	-21.7%	▼	18
	General Civil - Level 3	2014	5	3	1	2	-	1	1	2	33	7	1	4	13			60
		2015	1	-	3	3	7	4	2	-	-	-	-	-	20	53.8%	▲	20
	Probates/Wills and Trusts - Level 1	2014	-	-	-	-	-	-	-	-	1	-	-	-	0			1
		2015	-	-	-	-	-	1	-	-	-	-	-	-	1	0.0%	↔	1
	Probates/Wills and Trusts - Level 2	2014	-	-	3	1	-	1	-	1	-	1	2	1	5			10
		2015	1	-	2	-	1	-	1	-	-	-	-	-	5	0.0%	↔	5
Criminal	Uncontested Divorce	2014	7	5	16	10	11	13	10	9	6	5	8	8	72			108
		2015	11	10	12	11	14	7	7	-	-	-	-	-	72	0.0%	↔	72
	Capital Murder	2014	-	-	-	-	-	-	-	-	-	-	-	1	0			1
		2015	-	-	-	-	-	1	-	-	-	-	-	-	1	0.0%	↔	1
	Misdemeanor	2014	24	10	34	19	15	16	11	37	21	22	17	17	129			243
		2015	18	6	30	15	33	24	23	-	-	-	-	-	149	15.5%	▲	149
Other	Non-Capital Felonies and Related Matters	2014	199	110	154	118	149	84	124	107	88	102	71	73	938			1,379
		2015	153	59	129	108	179	137	169	-	-	-	-	-	934	-0.4%	▼	934
	Other Criminally Related Matters	2014	7	-	-	2	3	2	7	1	3	2	4	4	21			35
		2015	4	1	2	1	2	9	1	-	-	-	-	-	20	-4.8%	▼	20
	Miscellaneous	2014	54	49	46	47	42	34	33	37	48	48	43	41	305			522
		2015	65	55	61	44	48	41	49	-	-	-	-	-	363	19.0%	▲	363
	Other	2014	2	2	4	3	2	5	4	3	-	7	2	-	22			34
		2015	2	2	2	-	1	1	4	-	-	-	-	-	12	-45.5%	▼	12

Court: Prince Edward Circuit

Start/End Date: Jan-14 / Jul-15

2014 Average Month: 149

Jan-Jul 2014: 1,185

Filings Trending: Downward ▼

Circuit/Court ID: 10 210147

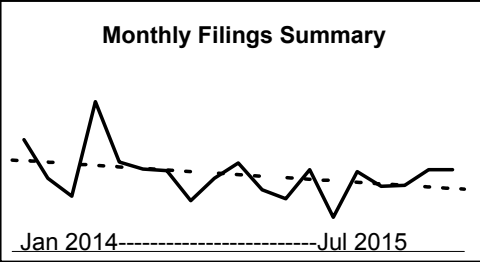
Type of Case: Filings

2015 Average Month:129

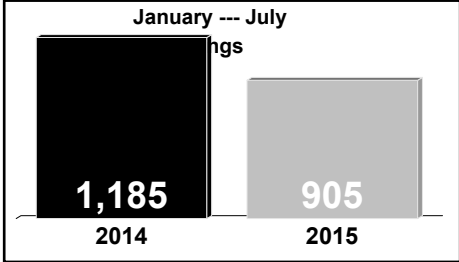
Jan-Jul 2015 : 905

Overall AVG. Month: 142

Monthly Filings Summary



January --- July



	Jan	Feb	Mar	Apr	May	Jun	Jul	Aug	Sep	Oct	Nov	Dec	Thru Jul	% Change	Trending	Total
2014	206	135	102	276	165	152	149	94	135	163	114	97	1,185			1,788
2015	151	63	147	120	122	151	151	-	-	-	-	-	905	-23.6%	▼	905

			Jan	Feb	Mar	Apr	May	Jun	Jul	Aug	Sep	Oct	Nov	Dec	Thru Jul	% Change	Trending	Total
Civil	Administrative Law	2015	-	-	1	-	-	-	-	-	-	-	-	-	1			1
	Contested Divorce	2014	5	6	-	1	2	-	4	2	-	1	-	2	18			23
		2015	4	2	-	3	3	4	2	-	-	-	-	-	18	0.0%	↔	18
	Domestic and Family - Level 1	2014	-	4	-	-	1	3	2	3	1	-	7	3	10			24
		2015	-	-	-	-	-	2	3	-	-	-	-	-	5	-50.0%	▼	5
	Domestic and Family - Level 2	2014	1	1	-	-	-	-	-	-	-	1	-	-	2			3
		2015	-	-	-	-	-	1	-	-	-	-	-	-	1	-50.0%	▼	1
	General Civil - Level 1	2014	1	-	-	-	-	-	-	-	-	-	1	1	1			3
		2015	-	-	-	-	-	1	-	-	-	-	-	-	1	0.0%	↔	1
	General Civil - Level 2	2014	2	2	1	3	3	5	3	1	3	3	4	2	19			32
		2015	2	2	2	-	5	6	5	-	-	-	-	-	22	15.8%	▲	22
	General Civil - Level 3	2014	2	5	-	1	1	3	2	1	-	2	-	-	14			17
		2015	-	2	1	1	1	1	1	-	-	-	-	-	7	-50.0%	▼	7
	Probates/Wills and Trusts - Level 2	2014	2	-	1	-	2	1	1	-	1	3	-	-	7			11
		2015	-	-	2	1	2	1	2	-	-	-	-	-	8	14.3%	▲	8
Criminal	Protective Orders	2014	-	1	-	-	-	-	-	-	-	-	-	-	1			1
	Uncontested Divorce	2014	6	2	6	6	2	4	4	2	3	2	6	3	30			46
		2015	4	1	9	3	1	8	2	-	-	-	-	-	28	-6.7%	▼	28
	Misdemeanor	2014	10	4	8	95	34	28	13	15	14	26	13	14	192			274
		2015	26	4	23	12	13	21	27	-	-	-	-	-	126	-34.4%	▼	126
Other	Non-Capital Felonies and Related Matters	2014	134	75	53	142	89	83	93	43	83	91	53	26	669			965
		2015	70	30	65	75	65	75	82	-	-	-	-	-	462	-30.9%	▼	462
	Other Criminally Related Matters	2014	3	-	2	3	2	2	1	1	2	-	2	1	13			19
		2015	2	-	2	1	1	2	-	-	-	-	-	-	8	-38.5%	▼	8
	Miscellaneous	2014	40	34	31	24	29	23	25	26	28	34	28	45	206			367
		2015	43	22	42	24	30	30	27	-	-	-	-	-	218	5.8%	▲	218
	Other	2014	-	1	-	1	-	-	1	-	-	-	-	-	3			3

Court: Amelia Circuit

Start/End Date: Jan-14 / Jul-15

2014 Average Month: 64

Jan-Jul 2014: 420

Filings Trending: Steady ↔

Circuit/Court ID: 11 211007

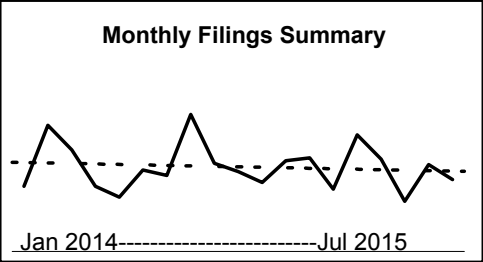
Type of Case: Filings

2015 Average Month:60

Jan-Jul 2015 : 423

Overall AVG. Month: 62

Monthly Filings Summary



January --- July Filings

420

2014

423

2015

	Jan	Feb	Mar	Apr	May	Jun	Jul	Aug	Sep	Oct	Nov	Dec	Thru Jul	% Change	Trending	Total
2014	48	93	75	48	40	60	56	101	65	59	51	67	420			763
2015	69	46	86	68	37	64	53	-	-	-	-	-	423	0.7%	▲	423

			Jan	Feb	Mar	Apr	May	Jun	Jul	Aug	Sep	Oct	Nov	Dec	Thru Jul	% Change	Trending	Total
Civil	Contested Divorce	2014	1	2	3	3	-	2	2	1	1	4	-	-	13			19
		2015	-	1	2	-	-	1	-	-	-	-	-	-	4	-69.2%	▼	4
	Domestic and Family - Level 1	2014	-	-	-	-	-	2	3	-	5	2	1	-	5			13
		2015	1	2	5	2	1	-	-	-	-	-	-	-	11	120.0%	▲	11
	Domestic and Family - Level 2	2014	-	-	-	-	-	-	-	-	-	-	1	-	0			1
		2015	1	-	1	-	-	2	-	-	-	-	-	-	4	0.0%	↔	4
	General Civil - Level 2	2014	-	4	-	3	-	2	1	3	4	1	1	1	10			20
		2015	4	1	2	2	-	1	4	-	-	-	-	-	14	40.0%	▲	14
	General Civil - Level 3	2014	1	2	1	4	1	1	13	2	3	1	-	1	23			30
		2015	1	2	-	1	1	1	-	-	-	-	-	-	6	-73.9%	▼	6
Criminal	Probates/Wills and Trusts - Level 2	2014	-	-	-	-	-	-	-	2	-	-	-	-	0			2
		2015	-	-	1	-	-	1	-	-	-	-	-	-	2	0.0%	↔	2
	Uncontested Divorce	2014	2	4	4	3	1	3	2	1	3	4	2	1	19			30
		2015	1	4	2	2	1	3	3	-	-	-	-	-	16	-15.8%	▼	16
	Misdemeanor	2014	6	1	10	3	5	5	-	3	12	3	4	2	30			54
		2015	8	2	2	8	8	5	7	-	-	-	-	-	40	33.3%	▲	40
	Non-Capital Felonies and Related Matters	2014	10	41	5	8	5	23	5	53	11	14	11	29	97			215
		2015	3	10	36	31	8	10	13	-	-	-	-	-	111	14.4%	▲	111
	Other Criminally Related Matters	2014	1	4	3	1	2	-	2	2	2	3	1	1	13			22
		2015	1	-	3	-	2	4	-	-	-	-	-	-	10	-23.1%	▼	10
Other	Miscellaneous	2014	26	35	49	23	24	21	28	33	24	26	30	29	206			348
		2015	47	22	32	22	15	30	26	-	-	-	-	-	194	-5.8%	▼	194
	Other	2014	1	-	-	-	2	1	-	1	-	1	-	3	4			9
		2015	2	2	-	-	1	6	-	-	-	-	-	-	11	175.0%	▲	11

Court: Dinwiddie Circuit

Start/End Date: Jan-14 / Jul-15

2014 Average Month: 141

Jan-Jul 2014: 1,030

Filings Trending: Steady ↔

Circuit/Court ID: 11 211053

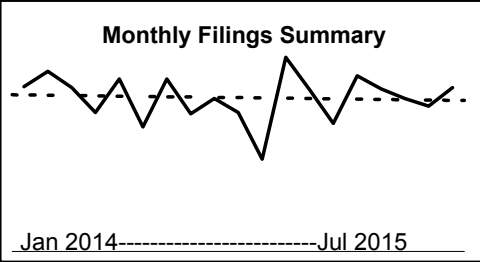
Type of Case: Filings

2015 Average Month:144

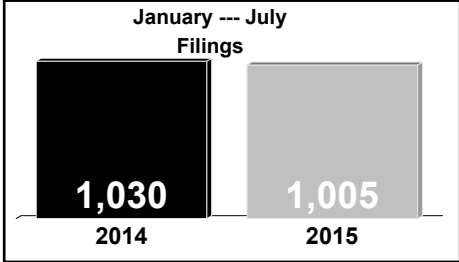
Jan-Jul 2015 : 1,005

Overall AVG. Month: 142

Monthly Filings Summary



January --- July Filings



	Jan	Feb	Mar	Apr	May	Jun	<u>Jul</u>	Aug	Sep	Oct	Nov	Dec	Thru Jul	% Change	Trending	Total
2014	152	166	151	128	159	115	159	127	141	128	85	179	1,030			1,690
2015	149	118	162	150	141	134	151	-	-	-	-	-	1,005	-2.4%	▼	1,005

			Jan	Feb	Mar	Apr	May	Jun	<u>Jul</u>	Aug	Sep	Oct	Nov	Dec	Thru Jul	% Change	Trending	Total
Civil	Administrative Law	2014	-	-	-	-	-	1	-	-	-	-	-	-	1			1
		2015	1	-	-	1	-	1	1	-	-	-	-	-	4	300.0%	▲	4
	Contested Divorce	2014	-	2	5	3	7	3	5	2	2	1	1	4	25			35
		2015	3	2	1	-	5	6	-	-	-	-	-	-	17	-32.0%	▼	17
	Domestic and Family - Level 1	2014	4	2	4	3	6	5	8	4	4	7	3	1	32			51
		2015	-	2	7	2	5	4	1	-	-	-	-	-	21	-34.4%	▼	21
	Domestic and Family - Level 2	2014	6	4	-	2	1	2	2	-	1	3	-	-	17			21
		2015	2	1	5	-	-	3	1	-	-	-	-	-	12	-29.4%	▼	12
	General Civil - Level 2	2014	6	1	3	10	9	3	1	2	2	3	4	4	33			48
		2015	3	-	7	2	3	8	2	-	-	-	-	-	25	-24.2%	▼	25
	General Civil - Level 3	2014	3	2	5	3	4	1	3	7	5	3	2	35	21			73
		2015	6	4	5	4	11	5	4	-	-	-	-	-	39	85.7%	▲	39
	Probates/Wills and Trusts	2014	-	-	-	-	-	-	1	-	-	-	-	1	1			2
	Probates/Wills and Trusts - Level 2	2014	1	2	2	1	-	1	2	-	-	1	1	-	9			11
		2015	1	-	-	-	1	-	-	-	-	-	-	-	2	-77.8%	▼	2
Criminal	Uncontested Divorce	2014	3	10	8	7	8	5	9	6	4	4	7	6	50			77
		2015	8	3	6	9	9	4	8	-	-	-	-	-	47	-6.0%	▼	47
	Capital Murder	2015	-	1	-	-	-	-	-	-	-	-	-	-	1			1
		2014	16	19	20	11	20	25	20	10	24	12	16	18	131			211
	Misdemeanor	2015	25	10	16	23	25	21	15	-	-	-	-	-	135	3.1%	▲	135
		2014	43	47	38	29	59	28	66	43	37	46	15	39	310			490
	Non-Capital Felonies and Related Matters	2015	36	30	52	53	31	27	63	-	-	-	-	-	292	-5.8%	▼	292
		2014	7	8	2	11	8	9	3	7	8	-	5	5	48			73
	Other Criminally Related Matters	2015	5	4	4	8	5	4	3	-	-	-	-	-	33	-31.3%	▼	33
		2014	63	69	64	48	35	32	39	44	54	48	31	65	350			592
	Miscellaneous	2015	58	60	59	48	46	51	53	-	-	-	-	-	375	7.1%	▲	375
		2014	-	-	-	-	2	-	-	2	-	-	-	1	2			5
	Other	2015	1	1	-	-	-	-	-	-	-	-	-	-	2	0.0%	↔	2

Court: Nottoway Circuit

Start/End Date: Jan-14 / Jul-15

2014 Average Month: 72

Jan-Jul 2014: 506

Filings Trending: Downward ▼

Circuit/Court ID: 11 211135

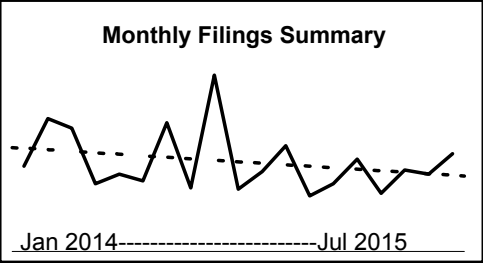
Type of Case: Filings

2015 Average Month:56

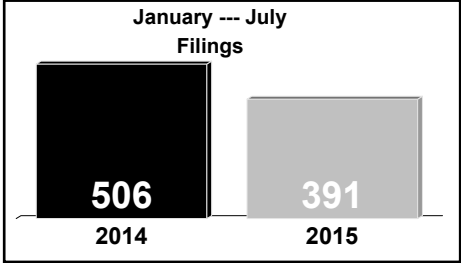
Jan-Jul 2015 : 391

Overall AVG. Month: 66

Monthly Filings Summary



January --- July Filings



	Jan	Feb	Mar	Apr	May	Jun	<u>Jul</u>	Aug	Sep	Oct	Nov	Dec	Thru Jul	% Change	Trending	Total
2014	63	98	91	50	57	52	95	47	130	46	59	78	506			866
2015	41	50	68	43	60	57	72	-	-	-	-	-	391	-22.7%	▼	391

			Jan	Feb	Mar	Apr	May	Jun	<u>Jul</u>	Aug	Sep	Oct	Nov	Dec	Thru Jul	% Change	Trending	Total
Civil	Administrative Law	2014	-	-	-	-	-	-	-	-	-	1	-	-	0			1
	Contested Divorce	2014	2	-	2	1	-	2	-	1	-	1	1	-	7	0.0%	↔	10
		2015	2	1	1	1	2	3	1	-	-	-	-	-	11	57.1%	▲	11
	Domestic and Family - Level 1	2014	1	2	1	1	-	1	2	1	1	-	-	2	8			12
		2015	1	2	-	3	2	2	2	-	-	-	-	-	12	50.0%	▲	12
	Domestic and Family - Level 2	2014	-	-	-	-	1	-	-	-	1	-	4	-	1			6
		2015	-	1	-	-	-	-	-	-	-	-	-	-	1	0.0%	↔	1
	General Civil - Level 1	2014	-	-	2	-	-	-	-	-	-	-	-	-	2			2
		2015	1	-	-	-	1	-	-	-	-	-	-	-	2	0.0%	↔	2
	General Civil - Level 2	2014	2	3	6	-	2	7	-	-	3	2	2	3	20			30
		2015	1	2	1	5	1	1	3	-	-	-	-	-	14	-30.0%	▼	14
	General Civil - Level 3	2014	3	-	3	-	3	12	7	5	3	1	1	1	28			39
		2015	2	2	3	1	-	3	1	-	-	-	-	-	12	-57.1%	▼	12
	Probates/Wills and Trusts - Level 2	2014	-	-	-	1	-	-	-	1	-	-	-	-	1			2
		2015	-	-	1	-	-	-	-	-	-	-	-	-	1	0.0%	↔	1
Criminal	Uncontested Divorce	2014	3	3	2	3	7	-	4	2	4	2	1	2	22			33
		2015	2	4	6	4	2	1	2	-	-	-	-	-	21	-4.5%	▼	21
	Misdemeanor	2014	4	9	18	5	11	8	11	5	8	3	9	5	66			96
		2015	2	4	3	1	2	4	10	-	-	-	-	-	26	-60.6%	▼	26
Other	Non-Capital Felonies and Related Matters	2014	24	31	15	10	21	9	44	8	87	6	21	53	154			329
		2015	7	15	9	11	29	8	19	-	-	-	-	-	98	-36.4%	▼	98
	Other Criminally Related Matters	2014	-	6	2	2	-	2	1	2	2	2	4	-	13			23
		2015	-	5	1	1	2	3	5	-	-	-	-	-	17	30.8%	▲	17
Other	Miscellaneous	2014	22	44	39	26	11	11	24	21	19	25	16	11	177			269
		2015	23	13	42	15	16	32	23	-	-	-	-	-	164	-7.3%	▼	164
	Other	2014	2	-	1	1	1	-	2	1	2	3	-	1	7			14
			2015	1	1	1	3	-	6	-	-	-	-	-	12	71.4%	▲	12

Court: Powhatan Circuit

Start/End Date: Jan-14 / Jul-15

2014 Average Month: 118

Jan-Jul 2014: 832

Filings Trending: Downward ▼

Circuit/Court ID: 11 211145

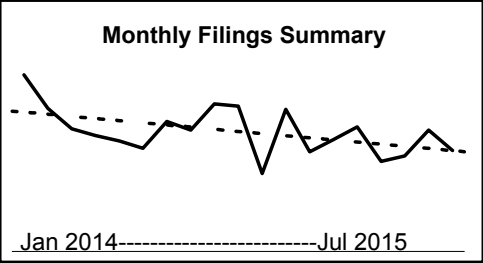
Type of Case: Filings

2015 Average Month:98

Jan-Jul 2015 : 686

Overall AVG. Month: 111

Monthly Filings Summary



January --- July Filings

832

2014

686

2015

	Jan	Feb	Mar	Apr	May	Jun	<u>Jul</u>	Aug	Sep	Oct	Nov	Dec	Thru Jul	% Change	Trending	Total
2014	163	132	113	107	102	95	120	112	136	134	72	131	832			1,417
2015	92	103	115	83	88	112	93	-	-	-	-	-	686	-17.5%	▼	686

			Jan	Feb	Mar	Apr	May	Jun	<u>Jul</u>	Aug	Sep	Oct	Nov	Dec	Thru Jul	% Change	Trending	Total
Civil	Administrative Law	2014	1	-	-	-	-	-	-	-	-	-	1	-	1			2
	Contested Divorce	2014	7	5	5	6	6	3	7	8	4	1	2	1	39			55
		2015	1	5	6	2	3	2	1	-	-	-	-	-	20	-48.7%	▼	20
	Domestic and Family - Level 1	2014	-	-	-	-	1	-	1	-	-	1	1	-	2			4
		2015	-	-	-	-	-	-	2	-	-	-	-	-	2	0.0%	↔	2
	Domestic and Family - Level 2	2014	-	-	-	2	-	-	-	2	1	-	2	-	2			7
		2015	1	-	-	1	-	-	4	-	-	-	-	-	6	200.0%	▲	6
	General Civil - Level 1	2014	-	-	1	-	-	-	-	-	1	-	1	-	1			3
		2015	-	-	1	-	-	-	-	-	-	-	-	-	1	0.0%	↔	1
	General Civil - Level 2	2014	-	2	5	5	5	1	7	4	4	4	3	5	25			45
		2015	7	7	8	1	3	2	8	-	-	-	-	-	36	44.0%	▲	36
	General Civil - Level 3	2014	2	1	3	1	8	2	1	-	6	-	1	1	18			26
		2015	1	2	1	2	2	1	2	-	-	-	-	-	11	-38.9%	▼	11
	Probates/Wills and Trusts - Level 2	2014	-	1	-	2	-	-	-	1	-	-	2	-	3			6
		2015	-	-	-	-	-	-	2	-	-	-	-	-	2	-33.3%	▼	2
Criminal	Uncontested Divorce	2014	11	9	6	4	3	7	3	4	7	6	1	4	43			65
		2015	2	5	8	9	5	6	5	-	-	-	-	-	40	-7.0%	▼	40
	Misdemeanor	2014	5	2	3	5	7	5	6	3	12	5	2	7	33			62
		2015	2	11	5	1	8	5	3	-	-	-	-	-	35	6.1%	▲	35
Other	Non-Capital Felonies and Related Matters	2014	14	17	7	15	17	27	16	20	35	41	5	47	113			261
		2015	13	14	15	18	13	32	13	-	-	-	-	-	118	4.4%	▲	118
	Other Criminally Related Matters	2014	4	2	1	-	3	-	1	3	10	1	3	1	11			29
		2015	1	2	3	3	-	6	-	-	-	-	-	-	15	36.4%	▲	15
Other	Miscellaneous	2014	119	93	82	67	51	50	76	67	56	75	48	65	538			849
		2015	64	57	68	46	54	58	53	-	-	-	-	-	400	-25.7%	▼	400
	Other	2014	-	-	-	-	1	-	2	-	-	-	-	-	3			3

Court: Petersburg Circuit

Start/End Date: Jan-14 / Jul-15

2014 Average Month: 202

Jan-Jul 2014: 1,428

Filings Trending: Downward ▼

Circuit/Court ID: 11 211730


Type of Case: Filings

2015 Average Month:168

Jan-Jul 2015 : 1,175

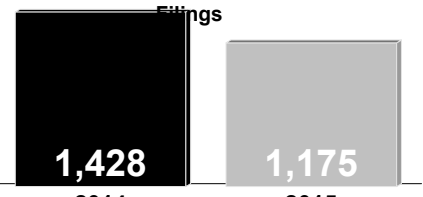
Overall AVG. Month: 189

Monthly Filings Summary



Jan 2014-----Jul 2015

January --- July Filings



1,428 1,175

2014 2015

	Jan	Feb	Mar	Apr	May	Jun	<u>Jul</u>	Aug	Sep	Oct	Nov	Dec	Thru Jul	% Change	Trending	Total
2014	183	212	187	231	254	181	180	216	198	212	178	191	1,428			2,423
2015	121	142	230	190	179	190	123	-	-	-	-	-	1,175	-17.7%	▼	1,175

			Jan	Feb	Mar	Apr	May	Jun	<u>Jul</u>	Aug	Sep	Oct	Nov	Dec	Thru Jul	% Change	Trending	<u>Total</u>
Civil	Administrative Law	2014	-	-	-	-	-	1	-	1	2	-	-	1	1			5
		2015	1	1	-	4	1	2	-	-	-	-	-	-	9	800.0%	▲	9
	Contested Divorce	2014	2	1	3	7	4	4	4	3	2	3	-	2	25			35
		2015	2	2	3	1	4	3	3	-	-	-	-	-	18	-28.0%	▼	18
	Domestic and Family - Level 1	2014	3	3	4	3	2	5	4	1	7	12	2	6	24			52
		2015	1	2	4	3	8	13	6	-	-	-	-	-	37	54.2%	▲	37
	Domestic and Family - Level 2	2014	4	2	-	2	2	1	-	-	-	5	2	-	11			18
		2015	-	-	1	2	1	1	-	-	-	-	-	-	5	-54.5%	▼	5
	General Civil - Level 1	2014	2	-	-	-	2	1	1	1	-	-	-	-	6			7
		2015	-	-	-	2	1	2	-	-	-	-	-	-	5	-16.7%	▼	5
	General Civil - Level 2	2014	11	8	10	12	9	6	8	9	10	8	13	12	64			116
		2015	7	5	11	13	7	7	14	-	-	-	-	-	64	0.0%	↔	64
	General Civil - Level 3	2014	3	12	7	7	8	7	5	6	3	14	4	6	49			82
		2015	4	5	11	9	8	14	5	-	-	-	-	-	56	14.3%	▲	56
	Probates/Wills and Trusts	2015	-	-	1	-	-	-	-	-	-	-	-	-	1			1
	Probates/Wills and Trusts - Level 2	2014	2	2	2	-	2	1	3	-	2	1	-	1	12			16
		2015	1	1	1	1	1	-	1	-	-	-	-	-	6	-50.0%	▼	6
Uncontested Divorce	2014	4	8	6	7	9	4	5	4	8	11	6	9	43			81	
	2015	4	5	13	6	10	12	11	-	-	-	-	-	61	41.9%	▲	61	
Criminal	Capital Murder	2014	-	-	-	2	-	-	-	-	-	-	-	1	2			3
	Misdemeanor	2014	27	22	13	18	48	37	14	29	31	18	21	35	179			313
		2015	11	25	20	33	24	33	8	-	-	-	-	-	154	-14.0%	▼	154
	Non-Capital Felonies and Related Matters	2014	72	96	99	114	118	71	79	100	58	74	81	82	649			1,044
		2015	36	59	113	73	81	55	34	-	-	-	-	-	451	-30.5%	▼	451
	Other Criminally Related Matters	2014	14	8	2	19	17	7	11	15	27	28	29	11	78			188
2015		20	7	23	17	13	11	6	-	-	-	-	-	97	24.4%	▲	97	
Oth	Miscellaneous	2014	39	50	41	40	33	36	46	47	48	38	20	25	285			463
		2015	34	30	29	26	20	37	35	-	-	-	-	-	211	-26.0%	▼	211

Court: Chesterfield Circuit

Start/End Date: Jan-14 / Jul-15

2014 Average Month: 1,219

Jan-Jul 2014: 9,131

Filings Trending: Downward ▼

Circuit/Court ID: 12 212041

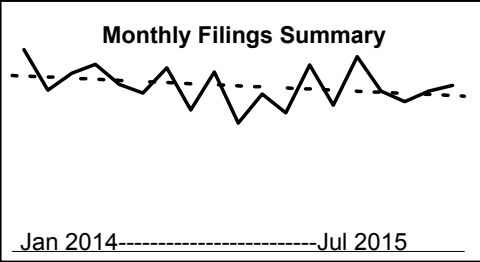
Type of Case: Filings

2015 Average Month: 1,227

Jan-Jul 2015 : 8,587

Overall AVG. Month: 1,222

Monthly Filings Summary



January --- July Filings

9,131

2014

8,587

2015

			Jan	Feb	Mar	Apr	May	Jun	Jul	Aug	Sep	Oct	Nov	Dec	Thru Jul	% Change	Trending	Total
2014			1,489	1,190	1,314	1,381	1,233	1,169	1,355	1,044	1,324	947	1,161	1,023	9,131			14,630
2015			1,376	1,078	1,436	1,183	1,106	1,183	1,225	-	-	-	-	-	8,587	-6.0%	▼	8,587

			Jan	Feb	Mar	Apr	May	Jun	Jul	Aug	Sep	Oct	Nov	Dec	Thru Jul	% Change	Trending	Total
Civil	Administrative Law	2014	1	-	3	1	1	-	2	4	1	-	1	-	8			14
		2015	2	4	-	1	2	1	-	-	-	-	-	-	10	25.0%	▲	10
	Contested Divorce	2014	24	35	34	42	31	37	33	29	27	40	30	25	236			387
		2015	24	27	39	34	34	36	30	-	-	-	-	-	224	-5.1%	▼	224
	Domestic and Family - Level 1	2014	29	25	30	38	23	36	34	39	30	43	18	31	215			376
		2015	21	14	32	27	44	32	38	-	-	-	-	-	208	-3.3%	▼	208
	Domestic and Family - Level 2	2014	8	9	11	10	5	5	5	7	7	6	4	15	53			92
		2015	7	6	11	6	8	6	7	-	-	-	-	-	51	-3.8%	▼	51
	General Civil - Level 1	2014	-	-	-	-	-	1	1	1	1	-	2	1	2			7
		2015	1	4	2	1	2	1	1	-	-	-	-	-	12	500.0%	▲	12
	General Civil - Level 2	2014	63	45	53	61	69	54	58	47	53	63	42	48	403			656
		2015	37	49	44	55	54	62	62	-	-	-	-	-	363	-9.9%	▼	363
	General Civil - Level 3	2014	33	20	13	16	14	33	37	17	19	21	17	14	166			254
		2015	10	21	24	20	49	41	30	-	-	-	-	-	195	17.5%	▲	195
	Probates/Wills and Trusts - Level 1	2014	2	1	3	2	-	-	3	-	-	1	2	1	11			15
		2015	1	-	1	2	-	1	1	-	-	-	-	-	6	-45.5%	▼	6
	Probates/Wills and Trusts - Level 2	2014	9	9	12	5	11	2	5	5	3	7	6	2	53			76
		2015	6	10	8	5	12	6	9	-	-	-	-	-	56	5.7%	▲	56
	Protective Orders	2014	-	-	-	-	-	2	2	2	4	-	-	-	4			10
		2015	-	1	1	1	1	-	1	-	-	-	-	-	5	25.0%	▲	5
	Uncontested Divorce	2014	73	97	90	97	80	71	69	71	61	69	61	76	577			915
		2015	70	49	78	63	52	70	67	-	-	-	-	-	449	-22.2%	▼	449
Criminal	Capital Murder	2014	-	-	-	1	-	-	-	-	-	-	-	-	1			1
		2015	-	-	-	-	-	1	-	-	-	-	-	-	1	0.0%	↔	1
	Misdemeanor	2014	223	127	173	152	106	126	203	150	205	113	179	133	1,110			1,890
		2015	180	122	163	123	113	177	146	-	-	-	-	-	1,024	-7.7%	▼	1,024
	Non-Capital Felonies and Related Matters	2014	354	296	351	330	355	341	420	275	362	311	306	311	2,447			4,012
		2015	381	302	304	311	347	365	304	-	-	-	-	-	2,314	-5.4%	▼	2,314
Other	Other Criminally Related Matters	2014	40	37	46	35	36	34	61	35	42	40	54	30	289			490
		2015	45	29	40	29	21	33	22	-	-	-	-	-	219	-24.2%	▼	219
	Miscellaneous	2014	584	458	460	562	463	384	386	326	470	199	410	307	3,297			5,009
		2015	574	412	664	465	344	318	481	-	-	-	-	-	3,258	-1.2%	▼	3,258
	Other	2014	46	31	35	29	39	43	36	36	39	34	29	29	259			426
		2015	17	28	25	40	23	33	26	-	-	-	-	-	192	-25.9%	▼	192

Court: Colonial Heights Circuit

Start/End Date: Jan-14 / Jul-15

2014 Average Month: 159

Jan-Jul 2014: 1,126

Filings Trending: Downward ▼

Circuit/Court ID: 12 212570


Type of Case: Filings

2015 Average Month:150

Jan-Jul 2015 : 1,052

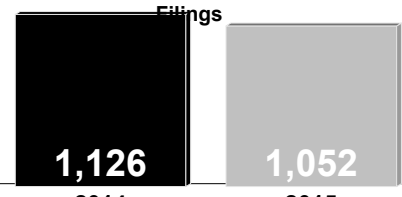
Overall AVG. Month: 156

Monthly Filings Summary



Jan 2014-----Jul 2015

January --- July Filings



1,126 2014 1,052 2015

	Jan	Feb	Mar	Apr	May	Jun	<u>Jul</u>	Aug	Sep	Oct	Nov	Dec	Thru Jul	% Change	Trending	Total
2014	164	161	179	142	227	113	140	155	119	178	166	165	1,126			1,909
2015	144	183	129	184	142	122	148	-	-	-	-	-	1,052	-6.6%	▼	1,052

			Jan	Feb	Mar	Apr	May	Jun	<u>Jul</u>	Aug	Sep	Oct	Nov	Dec	Thru Jul	% Change	Trending	Total
Civil	Administrative Law	2014	-	-	-	1	1	-	-	-	-	1	1	-	2			4
		2015	-	1	-	-	-	-	1	-	-	-	-	-	2	0.0%	↔	2
	Contested Divorce	2014	2	6	6	5	1	1	5	2	3	1	2	1	26			35
		2015	1	1	4	4	1	4	3	-	-	-	-	-	18	-30.8%	▼	18
	Domestic and Family - Level 1	2014	1	2	1	2	2	1	-	1	1	3	1	1	9			16
		2015	2	-	2	2	-	-	3	-	-	-	-	-	9	0.0%	↔	9
	Domestic and Family - Level 2	2014	2	1	-	1	1	-	-	-	-	-	1	-	5			6
		2015	-	-	-	-	1	1	-	-	-	-	-	-	2	-60.0%	▼	2
	General Civil - Level 1	2014	-	1	-	-	-	-	-	-	-	-	-	-	1			1
	General Civil - Level 2	2014	1	4	3	-	5	1	5	1	3	4	4	4	19			35
		2015	2	3	5	2	3	2	2	-	-	-	-	-	19	0.0%	↔	19
	General Civil - Level 3	2014	1	-	2	1	-	2	2	-	2	3	-	2	8			15
		2015	-	-	-	3	1	1	-	-	-	-	-	-	5	-37.5%	▼	5
	Probates/Wills and Trusts	2014	1	-	-	-	-	-	-	1	-	1	-	-	1			3
	Probates/Wills and Trusts - Level 2	2014	-	-	1	2	-	-	-	-	-	1	-	-	3			4
		2015	1	1	-	1	1	-	-	-	-	-	-	-	4	33.3%	▲	4
Criminal	Protective Orders	2014	-	-	1	-	-	-	-	1	-	-	-	-	1			2
	Uncontested Divorce	2014	7	6	7	6	10	6	5	4	5	5	4	3	47			68
		2015	5	3	4	5	4	9	7	-	-	-	-	-	37	-21.3%	▼	37
	Capital Murder	2014	-	-	-	-	-	-	-	-	-	-	1	-	0			1
	Misdemeanor	2014	27	28	37	29	40	24	17	22	21	65	48	56	202	0.0%	↔	414
		2015	37	24	26	35	49	35	35	-	-	-	-	-	241	19.3%	▲	241
Other	Non-Capital Felonies and Related Matters	2014	69	66	64	43	119	42	61	81	45	50	57	52	464			749
		2015	45	106	41	83	51	33	54	-	-	-	-	-	413	-11.0%	▼	413
	Other Criminally Related Matters	2014	5	2	12	13	11	5	5	10	7	8	17	14	53			109
		2015	3	7	-	8	2	11	7	-	-	-	-	-	38	-28.3%	▼	38
	Miscellaneous	2014	40	36	36	30	28	24	34	28	17	28	20	25	228			346
		2015	33	32	37	30	26	21	34	-	-	-	-	-	213	-6.6%	▼	213
Other	Other	2014	8	9	9	9	9	7	6	4	15	8	10	7	57			101
		2015	15	5	10	11	3	5	2	-	-	-	-	-	51	-10.5%	▼	51

Court: Richmond Circuit

Start/End Date: Jan-14 / Jul-15

2014 Average Month: 1,272

Jan-Jul 2014: 8,681

Filings Trending: Steady ↔

Circuit/Court ID: 13 213760

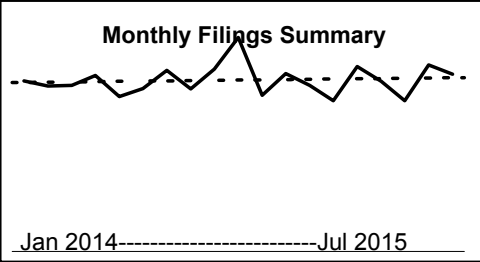
Type of Case: Filings

2015 Average Month: 1,250

Jan-Jul 2015 : 8,751

Overall AVG. Month: 1,264

Monthly Filings Summary



January --- July Filings

8,681

2014

8,751

2015

	Jan	Feb	Mar	Apr	May	Jun	<u>Jul</u>	Aug	Sep	Oct	Nov	Dec	Thru Jul	% Change	Trending	Total
2014	1,257	1,220	1,226	1,298	1,142	1,202	1,336	1,200	1,345	1,578	1,151	1,313	8,681			15,268
2015	1,226	1,111	1,364	1,256	1,112	1,375	1,307	-	-	-	-	-	8,751	0.8%	▲	8,751

			Jan	Feb	Mar	Apr	May	Jun	<u>Jul</u>	Aug	Sep	Oct	Nov	Dec	Thru Jul	% Change	Trending	Total
Civil	Administrative Law	2014	4	4	4	2	1	5	5	3	1	4	1	3	25			37
		2015	2	1	3	2	1	3	3	-	-	-	-	-	15	-40.0%	▼	15
	Contested Divorce	2014	15	19	25	22	16	11	14	17	17	11	17	7	122			191
		2015	20	18	21	22	15	24	18	-	-	-	-	-	138	13.1%	▲	138
	Domestic and Family - Level 1	2014	11	11	9	5	32	19	15	20	31	10	6	8	102			177
		2015	12	4	14	10	10	13	26	-	-	-	-	-	89	-12.7%	▼	89
	Domestic and Family - Level 2	2014	5	8	8	12	14	14	7	14	11	18	9	12	68			132
		2015	9	11	6	8	13	5	13	-	-	-	-	-	65	-4.4%	▼	65
	General Civil - Level 1	2014	8	10	6	3	5	5	14	4	11	7	4	6	51			83
		2015	1	4	5	8	5	4	7	-	-	-	-	-	34	-33.3%	▼	34
	General Civil - Level 2	2014	124	104	89	92	101	109	103	104	111	121	85	115	722			1,258
		2015	92	75	94	89	104	116	136	-	-	-	-	-	706	-2.2%	▼	706
	General Civil - Level 3	2014	34	40	34	42	41	42	36	42	49	41	28	43	269			472
		2015	38	54	37	37	38	41	51	-	-	-	-	-	296	10.0%	▲	296
	Probates/Wills and Trusts - Level 1	2014	-	-	1	-	2	-	1	-	1	-	-	-	4			5
		2015	1	-	1	1	1	1	-	-	-	-	-	-	5	25.0%	▲	5
	Probates/Wills and Trusts - Level 2	2014	15	14	3	7	8	8	9	5	5	12	4	3	64			93
		2015	9	10	8	6	10	10	7	-	-	-	-	-	60	-6.3%	▼	60
Criminal	Uncontested Divorce	2014	27	54	51	35	47	28	39	38	26	42	46	26	281			459
		2015	21	47	45	49	29	53	38	-	-	-	-	-	282	0.4%	▲	282
	Capital Murder	2014	1	-	-	-	-	3	-	1	-	-	2	2	4			9
		2015	-	4	2	-	-	-	-	-	-	-	-	-	6	50.0%	▲	6
	Misdemeanor	2014	101	113	94	120	124	121	103	111	137	145	87	114	776			1,370
		2015	124	90	101	104	84	105	131	-	-	-	-	-	739	-4.8%	▼	739
	Non-Capital Felonies and Related Matters	2014	433	394	467	463	372	422	504	357	460	561	448	503	3,055			5,384
		2015	483	396	441	396	341	422	420	-	-	-	-	-	2,899	-5.1%	▼	2,899
	Other Criminally Related Matters	2014	53	48	10	56	40	25	38	55	28	82	61	92	270			588
		2015	56	35	34	76	41	56	38	-	-	-	-	-	336	24.4%	▲	336
Other	Miscellaneous	2014	265	267	280	264	196	243	251	243	253	271	200	213	1,766			2,946
		2015	195	200	331	273	217	276	244	-	-	-	-	-	1,736	-1.7%	▼	1,736
	Other	2014	161	134	145	175	143	147	197	186	204	253	153	166	1,102			2,064
		2015	163	162	221	175	203	246	175	-	-	-	-	-	1,345	22.1%	▲	1,345

Court: Henrico Circuit

Start/End Date: Jan-14 / Jul-15

2014 Average Month: 1,003

Jan-Jul 2014: 7,133

Filings Trending: Steady ↔

Circuit/Court ID: 14 214087

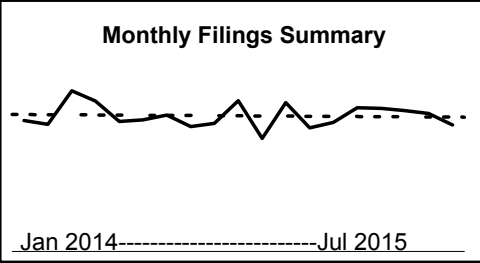
Type of Case: Filings

2015 Average Month:996

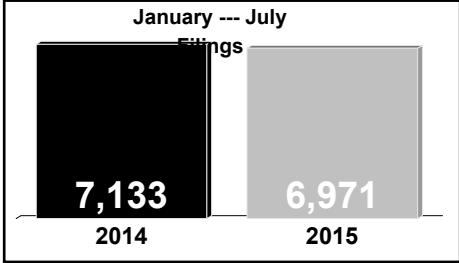
Jan-Jul 2015 : 6,971

Overall AVG. Month: 1,001

Monthly Filings Summary



January --- July Filings



			Jan	Feb	Mar	Apr	May	Jun	Jul	Aug	Sep	Oct	Nov	Dec	Thru Jul	% Change	Trending	Total
2014			966	937	1,184	1,109	960	971	1,006	921	944	1,113	833	1,097	7,133			12,041
2015			913	952	1,060	1,056	1,039	1,018	933	-	-	-	-	-	6,971	-2.3%	▼	6,971

			Jan	Feb	Mar	Apr	May	Jun	Jul	Aug	Sep	Oct	Nov	Dec	Thru Jul	% Change	Trending	Total
Civil	Administrative Law	2014	-	3	2	6	1	4	-	-	-	1	-	2	16			19
		2015	1	1	-	2	-	-	1	-	-	-	-	-	5	-68.8%	▼	5
	Contested Divorce	2014	27	23	29	36	30	19	27	22	34	22	21	29	191			319
		2015	29	26	32	23	21	23	33	-	-	-	-	-	187	-2.1%	▼	187
	Domestic and Family - Level 1	2014	22	19	22	8	20	16	6	33	7	26	14	18	113			211
		2015	11	7	10	10	9	26	17	-	-	-	-	-	90	-20.4%	▼	90
	Domestic and Family - Level 2	2014	11	10	14	13	9	10	13	7	9	11	10	9	80			126
		2015	4	7	9	18	8	7	9	-	-	-	-	-	62	-22.5%	▼	62
	General Civil - Level 1	2014	2	2	6	5	2	-	1	3	3	3	1	3	18			31
		2015	3	1	1	1	2	1	2	-	-	-	-	-	11	-38.9%	▼	11
	General Civil - Level 2	2014	36	48	61	99	86	66	58	48	58	67	53	59	454			739
		2015	38	52	43	56	63	58	50	-	-	-	-	-	360	-20.7%	▼	360
	General Civil - Level 3	2014	16	21	19	23	29	27	19	29	28	22	12	26	154			271
		2015	11	21	22	23	23	22	22	-	-	-	-	-	144	-6.5%	▼	144
	Probates/Wills and Trusts - Level 1	2014	-	-	1	1	-	-	-	2	1	2	-	1	2			8
		2015	-	-	-	-	-	1	1	-	-	-	-	-	2	0.0%	↔	2
	Probates/Wills and Trusts - Level 2	2014	5	7	7	3	4	11	7	10	9	10	6	7	44			86
		2015	9	11	1	5	6	11	9	-	-	-	-	-	52	18.2%	▲	52
	Uncontested Divorce	2014	62	61	98	74	54	53	68	64	55	67	41	55	470			752
		2015	63	62	79	70	60	72	65	-	-	-	-	-	471	0.2%	▲	471
Criminal	Capital Murder	2015	-	-	-	-	1	-	-	-	-	-	-	-	1			1
	Misdemeanor	2014	72	116	96	130	116	134	120	106	141	117	77	146	784			1,371
		2015	79	104	123	96	117	160	98	-	-	-	-	-	777	-0.9%	▼	777
	Non-Capital Felonies and Related Matters	2014	297	194	393	290	287	282	294	227	251	358	289	364	2,037			3,526
		2015	307	256	290	371	342	244	280	-	-	-	-	-	2,090	2.6%	▲	2,090
	Other Criminally Related Matters	2014	26	24	47	35	42	27	51	37	48	41	28	49	252			455
		2015	41	31	33	33	45	48	36	-	-	-	-	-	267	6.0%	▲	267
Other	Miscellaneous	2014	367	368	372	363	264	292	308	293	282	339	261	306	2,334			3,815
		2015	286	347	390	322	322	313	284	-	-	-	-	-	2,264	-3.0%	▼	2,264
	Other	2014	23	41	17	23	16	30	34	40	18	27	20	23	184			312
		2015	31	26	27	26	20	32	26	-	-	-	-	-	188	2.2%	▲	188

Court: Caroline Circuit

Start/End Date: Jan-14 / Jul-15

2014 Average Month: 161

Jan-Jul 2014: 1,234

Filings Trending: Upward ▲

Circuit/Court ID: 15 215033


Type of Case: Filings

2015 Average Month:187

Jan-Jul 2015 : 1,308


Overall AVG. Month: 170

Monthly Filings Summary



Jan 2014-----Jul 2015

January --- July Filings



1,234 1,308

2014 2015

			Jan	Feb	Mar	Apr	May	Jun	Jul	Aug	Sep	Oct	Nov	Dec	Thru Jul	% Change	Trending	Total
2014			195	134	259	174	151	177	144	110	142	157	138	148	1,234			1,929
2015			211	145	260	164	206	183	139	-	-	-	-	-	1,308	6.0%	▲	1,308

			Jan	Feb	Mar	Apr	May	Jun	Jul	Aug	Sep	Oct	Nov	Dec	Thru Jul	% Change	Trending	Total
Civil	Administrative Law	2014	-	-	-	-	-	-	-	-	-	1	-	-	2	0		3
		2015	-	-	1	2	-	-	-	-	-	-	-	-	3	0.0%	↔	3
	Contested Divorce	2014	2	2	2	2	1	3	2	2	2	2	1	1	14			22
		2015	1	1	1	1	2	2	-	-	-	-	-	-	8	-42.9%	▼	8
	Domestic and Family - Level 1	2014	2	4	2	7	5	4	7	3	1	1	1	1	31			38
		2015	1	1	6	2	4	3	11	-	-	-	-	-	28	-9.7%	▼	28
	Domestic and Family - Level 2	2014	-	1	1	-	1	-	1	-	-	1	-	-	4			5
		2015	-	1	-	1	3	2	1	-	-	-	-	-	8	100.0%	▲	8
	General Civil - Level 1	2014	-	-	3	-	-	-	-	-	-	-	-	-	3			3
		2015	-	1	-	-	-	2	-	-	-	-	-	-	3	0.0%	↔	3
	General Civil - Level 2	2014	5	4	8	5	6	2	7	8	4	4	2	6	37			61
		2015	10	5	4	4	6	5	5	-	-	-	-	-	39	5.4%	▲	39
	General Civil - Level 3	2014	-	2	6	2	-	3	2	6	1	-	-	-	15			25
		2015	2	-	4	4	3	2	2	-	-	-	-	-	17	13.3%	▲	17
	Probates/Wills and Trusts - Level 2	2014	1	-	1	2	-	1	1	5	2	3	1	3	6			20
		2015	3	1	3	-	-	-	-	-	-	-	-	-	7	16.7%	▲	7
Criminal	Uncontested Divorce	2014	2	4	9	4	2	3	6	2	1	6	-	5	30			44
		2015	2	7	4	2	4	3	5	-	-	-	-	-	27	-10.0%	▼	27
	Capital Murder	2015	1	-	-	-	-	-	-	-	-	-	-	-	1			1
	Misdemeanor	2014	24	4	32	20	16	18	17	13	10	22	14	15	131			205
		2015	26	18	20	13	20	20	16	-	-	-	-	-	133	1.5%	▲	133
	Non-Capital Felonies and Related Matters	2014	92	40	108	62	58	74	49	14	57	45	64	59	483			722
		2015	115	40	120	70	90	74	34	-	-	-	-	-	543	12.4%	▲	543
	Other Criminally Related Matters	2014	4	1	4	7	4	4	4	5	7	7	5	5	28			57
		2015	2	8	5	7	4	10	-	-	-	-	-	-	36	28.6%	▲	36
	Miscellaneous	2014	54	56	73	55	38	46	34	40	40	53	40	33	356			562
		2015	43	49	74	52	54	54	56	-	-	-	-	-	382	7.3%	▲	382
	Other	2014	9	16	10	8	20	19	14	12	16	13	10	15	96			162
		2015	5	13	18	6	16	6	9	-	-	-	-	-	73	-24.0%	▼	73

Court: Essex Circuit

Start/End Date: Jan-14 / Jul-15

2014 Average Month: 59

Jan-Jul 2014: 481

Filings Trending: Downward ▼

Circuit/Court ID: 15 215057

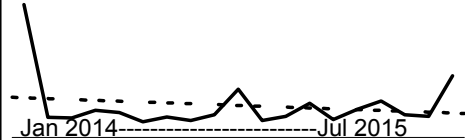
Type of Case: Filings

2015 Average Month:59

Jan-Jul 2015 : 410

Overall AVG. Month: 59

Monthly Filings Summary



January --- July Filings

481

2014

410

2015

	Jan	Feb	Mar	Apr	May	Jun	<u>Jul</u>	Aug	Sep	Oct	Nov	Dec	Thru Jul	% Change	Trending	Total
2014	245	37	36	50	46	29	38	31	42	89	31	39	481			713
2015	63	33	52	67	42	39	114	-	-	-	-	-	410	-14.8%	▼	410

			Jan	Feb	Mar	Apr	May	Jun	<u>Jul</u>	Aug	Sep	Oct	Nov	Dec	Thru Jul	% Change	Trending	Total
Civil	Administrative Law	2014	-	-	1	-	-	-	-	-	-	-	-	-	1			1
	Contested Divorce	2014	-	1	4	-	2	2	1	-	3	-	2	-	10			15
		2015	-	-	-	4	1	1	2	-	-	-	-	-	8	-20.0%	▼	8
	Domestic and Family - Level 1	2014	-	-	-	2	5	-	-	3	-	2	-	-	7			12
		2015	-	-	6	2	-	-	4	-	-	-	-	-	12	71.4%	▲	12
	Domestic and Family - Level 2	2014	-	-	-	-	1	-	-	-	-	-	-	-	1			1
		2015	-	-	-	-	-	1	-	-	-	-	-	-	1	0.0%	↔	1
	General Civil - Level 1	2014	-	-	1	-	-	-	-	-	-	-	-	-	1			1
		2015	-	-	1	-	-	1	-	-	-	-	-	-	2	100.0%	▲	2
	General Civil - Level 2	2014	1	2	3	2	2	1	-	1	1	2	1	3	11			19
		2015	1	2	2	1	2	3	4	-	-	-	-	-	15	36.4%	▲	15
	General Civil - Level 3	2014	1	4	-	-	1	-	-	1	3	-	-	2	6			12
		2015	1	-	1	-	1	1	1	-	-	-	-	-	5	-16.7%	▼	5
	Probates/Wills and Trusts	2014	-	-	1	-	-	-	-	-	-	-	-	-	1			1
Criminal	Probates/Wills and Trusts	2014	-	-	-	-	1	-	-	1	-	-	1	-	1			3
	Uncontested Divorce	2014	-	3	3	3	1	4	4	2	1	-	2	2	18			25
		2015	2	3	1	2	4	3	2	-	-	-	-	-	17	-5.6%	▼	17
	Misdemeanor	2014	1	3	3	-	-	2	4	2	1	12	1	3	13			32
Other		2015	7	3	4	3	-	5	8	-	-	-	-	-	30	130.8%	▲	30
	Non-Capital Felonies and Related Matters	2014	218	2	-	24	4	7	12	10	12	52	9	7	267			357
		2015	30	5	4	31	14	5	73	-	-	-	-	-	162	-39.3%	▼	162
	Other Criminally Related Matters	2014	-	3	5	1	9	2	3	2	4	2	3	1	23			35
Other		2015	1	-	-	5	1	3	3	-	-	-	-	-	13	-43.5%	▼	13
	Miscellaneous	2014	24	19	15	18	20	11	14	9	17	16	11	21	121			195
		2015	21	20	33	19	19	16	17	-	-	-	-	-	145	19.8%	▲	145
Other			2014	-	-	-	-	-	-	-	-	3	1	-	0			4

Court: Hanover Circuit

Start/End Date: Jan-14 / Jul-15

2014 Average Month: 487

Jan-Jul 2014: 3,434

Filings Trending: Steady ↔

Circuit/Court ID: 15 215085

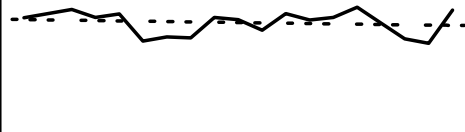
Type of Case: Filings

2015 Average Month:485

Jan-Jul 2015 : 3,398

Overall AVG. Month: 486

Monthly Filings Summary



Jan 2014-----Jul 2015

January --- July Filings

3,434

2014

3,398

2015

	Jan	Feb	Mar	Apr	May	Jun	Jul	Aug	Sep	Oct	Nov	Dec	Thru Jul	% Change	Trending	Total
2014	504	519	535	506	518	418	434	430	506	497	458	519	3,434			5,844
2015	496	505	543	484	427	410	533	-	-	-	-	-	3,398	-1.0%	▼	3,398

			Jan	Feb	Mar	Apr	May	Jun	Jul	Aug	Sep	Oct	Nov	Dec	Thru Jul	% Change	Trending	Total
Civil	Administrative Law	2014	-	-	1	-	1	-	-	2	6	1	1	1	2			13
		2015	-	1	1	1	1	1	-	-	-	-	-	-	5	150.0%	▲	5
	Contested Divorce	2014	12	23	28	21	22	16	18	22	21	14	16	9	140			222
		2015	24	22	14	18	16	15	11	-	-	-	-	-	120	-14.3%	▼	120
	Domestic and Family - Level 1	2014	7	8	17	13	10	8	10	12	10	10	6	7	73			118
		2015	8	8	8	4	10	4	7	-	-	-	-	-	49	-32.9%	▼	49
	Domestic and Family - Level 2	2014	2	1	3	2	5	4	1	3	4	4	3	7	18			39
		2015	2	2	6	3	2	3	6	-	-	-	-	-	24	33.3%	▲	24
	General Civil - Level 1	2014	-	-	-	-	-	1	1	1	-	1	-	1	2			5
		2015	-	-	-	1	-	-	1	-	-	-	-	-	2	0.0%	↔	2
	General Civil - Level 2	2014	8	13	15	22	26	14	14	16	13	18	10	13	112			182
		2015	11	18	15	15	18	16	13	-	-	-	-	-	106	-5.4%	▼	106
	General Civil - Level 3	2014	8	6	11	7	5	5	5	5	9	6	5	3	47			75
		2015	6	12	9	11	5	11	10	-	-	-	-	-	64	36.2%	▲	64
	Probates/Wills and Trusts	2014	2	-	-	1	-	-	1	-	1	1	-	-	4			6
	Probates/Wills and Trusts - Level 2	2014	2	3	1	7	-	1	3	4	1	4	1	-	17			27
		2015	1	-	1	7	2	3	1	-	-	-	-	-	15	-11.8%	▼	15
Criminal	Uncontested Divorce	2014	33	61	56	56	47	35	45	37	53	53	44	30	333			550
		2015	54	59	57	53	43	46	47	-	-	-	-	-	359	7.8%	▲	359
	Misdemeanor	2014	58	69	73	64	72	61	56	72	77	76	68	103	453			849
		2015	63	88	79	64	65	58	96	-	-	-	-	-	513	13.2%	▲	513
	Non-Capital Felonies and Related Matters	2014	119	135	116	116	181	118	130	100	131	120	134	143	915			1,543
		2015	107	105	141	144	119	94	149	-	-	-	-	-	859	-6.1%	▼	859
	Other Criminally Related Matters	2014	9	15	22	18	13	8	14	16	13	13	14	10	99			165
		2015	13	6	7	13	5	19	18	-	-	-	-	-	81	-18.2%	▼	81
	Miscellaneous	2014	236	181	187	176	128	141	133	140	164	169	150	183	1,182			1,988
		2015	200	178	200	145	133	130	164	-	-	-	-	-	1,150	-2.7%	▼	1,150
Other	Other	2014	8	4	5	3	8	6	3	-	3	7	6	9	37			62
		2015	7	6	5	5	8	10	10	-	-	-	-	-	51	37.8%	▲	51

Court: King George Circuit

Start/End Date: Jan-14 / Jul-15

2014 Average Month: 88

Jan-Jul 2014: 702

Filings Trending: Downward ▼

Circuit/Court ID: 15 215099

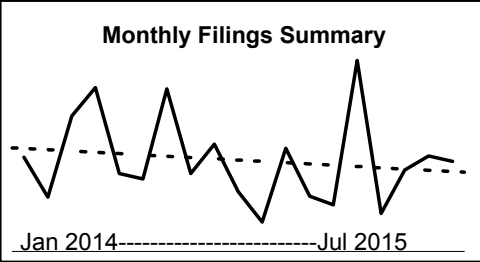
Type of Case: Filings

2015 Average Month:79

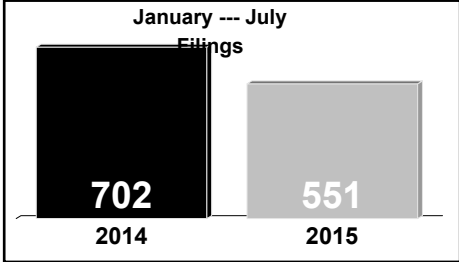
Jan-Jul 2015 : 551

Overall AVG. Month: 84

Monthly Filings Summary



January --- July Filings



	Jan	Feb	Mar	Apr	May	Jun	<u>Jul</u>	Aug	Sep	Oct	Nov	Dec	Thru Jul	% Change	Trending	Total
2014	87	50	125	151	72	67	150	72	99	55	27	95	702			1,050
2015	51	43	176	35	75	88	83	-	-	-	-	-	551	-21.5%	▼	551

			Jan	Feb	Mar	Apr	May	Jun	<u>Jul</u>	Aug	Sep	Oct	Nov	Dec	Thru Jul	% Change	Trending	Total
Civil	Administrative Law	2014	-	-	-	-	1	1	-	-	-	-	-	-	2			2
	Contested Divorce	2014	3	4	3	3	1	1	-	1	3	-	1	2	15			22
		2015	2	1	2	2	1	-	1	-	-	-	-	-	9	-40.0%	▼	9
	Domestic and Family - Level 1	2014	1	2	1	2	-	-	-	2	2	2	-	1	6			13
		2015	3	3	2	1	-	-	1	-	-	-	-	-	10	66.7%	▲	10
	Domestic and Family - Level 2	2014	-	1	-	1	2	-	-	2	1	1	-	-	4			8
		2015	-	1	-	1	-	1	-	-	-	-	-	-	3	-25.0%	▼	3
	General Civil - Level 1	2014	-	-	-	-	1	-	1	-	-	-	-	-	2			2
		2015	-	1	-	-	-	-	-	-	-	-	-	-	1	-50.0%	▼	1
	General Civil - Level 2	2014	3	1	4	5	2	6	4	6	5	2	5	2	25			45
		2015	2	3	2	4	4	1	2	-	-	-	-	-	18	-28.0%	▼	18
	General Civil - Level 3	2014	-	2	1	-	1	-	2	5	4	2	2	1	6			20
		2015	-	1	4	2	1	8	4	-	-	-	-	-	20	233.3%	▲	20
	Probates/Wills and Trusts	2015	-	-	-	-	-	1	-	-	-	-	-	-	1			1
	Probates/Wills and Trusts	2014	-	1	-	-	-	-	-	-	-	1	-	2	1			4
	Protective Orders	2014	-	-	-	-	-	-	1	-	-	-	-	-	1			1
		2015	1	-	-	-	-	-	-	-	-	-	-	-	1	0.0%	↔	1
Criminal	Uncontested Divorce	2014	2	2	6	2	4	4	3	7	3	2	2	3	23			40
		2015	5	2	2	4	2	3	4	-	-	-	-	-	22	-4.3%	▼	22
	Misdemeanor	2014	17	5	29	24	5	5	20	8	29	8	4	21	105			175
		2015	18	5	47	1	9	21	20	-	-	-	-	-	121	15.2%	▲	121
Criminal	Non-Capital Felonies and Related Matters	2014	57	27	78	110	52	45	108	34	42	33	7	51	477			644
		2015	16	18	110	13	54	50	38	-	-	-	-	-	299	-37.3%	▼	299
	Other Criminally Related Matters	2014	-	1	2	-	1	1	1	-	-	-	1	1	6			8
		2015	1	2	1	1	-	-	7	-	-	-	-	-	12	100.0%	▲	12
Other	Miscellaneous	2014	4	4	1	4	2	4	10	7	9	4	5	11	29			65
		2015	3	6	6	6	3	3	5	-	-	-	-	-	32	10.3%	▲	32
	Other	2014	-	-	-	-	-	-	-	-	1	-	-	-	0			1
		2015	-	-	-	-	1	-	1	-	-	-	-	-	2	0.0%	↔	2

Court: Lancaster Circuit

Start/End Date: Jan-14 / Jul-15

2014 Average Month: 50

Jan-Jul 2014: 334

Filings Trending: Upward ▲

Circuit/Court ID: 15 215103

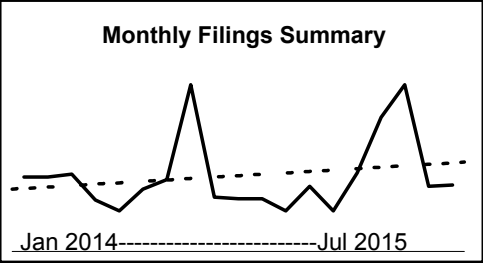
Type of Case: Filings

2015 Average Month:65

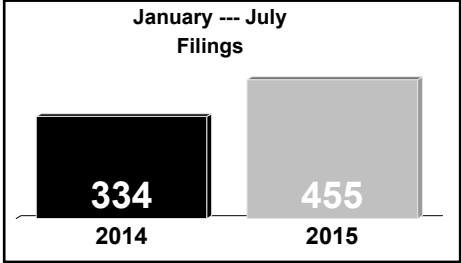
Jan-Jul 2015 : 455

Overall AVG. Month: 56

Monthly Filings Summary



January --- July Filings



	Jan	Feb	Mar	Apr	May	Jun	Jul	Aug	Sep	Oct	Nov	Dec	Thru Jul	% Change	Trending	Total
2014	55	55	57	38	30	46	53	123	40	39	39	30	334			605
2015	48	30	58	99	123	48	49	-	-	-	-	-	455	36.2%	▲	455

			Jan	Feb	Mar	Apr	May	Jun	Jul	Aug	Sep	Oct	Nov	Dec	Thru Jul	% Change	Trending	Total
Civil	Contested Divorce	2014	1	1	-	-	2	2	1	1	-	1	-	-	7			9
		2015	2	1	1	1	-	1	-	-	-	-	-	-	6	-14.3%	▼	6
	Domestic and Family - Level 1	2014	-	-	-	1	-	-	-	-	-	-	-	-	1			1
		2015	-	-	-	-	1	-	15	-	-	-	-	-	16	1,500.0%	▲	16
	Domestic and Family - Lev	2014	-	-	2	-	-	-	-	-	1	-	-	-	2			3
	General Civil - Level 1	2014	-	-	-	-	1	-	1	-	1	-	-	-	2			3
		2015	-	-	1	-	-	-	-	-	-	-	-	-	1	-50.0%	▼	1
	General Civil - Level 2	2014	-	2	4	-	1	1	2	3	3	4	1	3	10			24
		2015	1	2	1	6	4	4	-	-	-	-	-	-	18	80.0%	▲	18
	General Civil - Level 3	2014	-	1	1	1	2	-	1	1	1	-	-	1	6			9
		2015	6	-	2	1	-	1	1	-	-	-	-	-	11	83.3%	▲	11
	Probates/Wills and Trusts - Level 2	2014	-	1	-	-	-	-	2	-	-	-	-	-	3			3
		2015	-	-	-	-	1	-	-	-	-	-	-	-	1	-66.7%	▼	1
Criminal	Uncontested Divorce	2014	2	2	-	2	-	2	2	2	-	4	1	1	10			18
		2015	3	-	-	1	-	3	3	-	-	-	-	-	10	0.0%	↔	10
	Misdemeanor	2014	5	-	1	6	-	3	5	11	4	1	7	3	20			46
		2015	2	3	4	2	8	2	1	-	-	-	-	-	22	10.0%	▲	22
	Non-Capital Felonies and Related Matters	2014	20	19	18	7	5	19	20	88	9	14	14	1	108			234
		2015	12	4	23	60	86	14	7	-	-	-	-	-	206	90.7%	▲	206
Other	Other Criminally Related Matters	2014	1	2	2	2	-	-	2	1	4	-	-	-	9			14
		2015	-	1	2	-	4	1	1	-	-	-	-	-	9	0.0%	↔	9
	Miscellaneous	2014	24	22	22	15	17	14	15	14	16	13	15	19	129			206
		2015	15	19	20	21	16	21	13	-	-	-	-	-	125	-3.1%	▼	125
	Other	2014	2	5	7	4	2	5	2	2	1	2	1	2	27			35
		2015	7	-	4	7	3	1	8	-	-	-	-	-	30	11.1%	▲	30

Court: Northumberland Circuit

Start/End Date: Jan-14 / Jul-15

2014 Average Month: 54

Jan-Jul 2014: 386

Filings Trending: Downward ▼

Circuit/Court ID: 15 215133

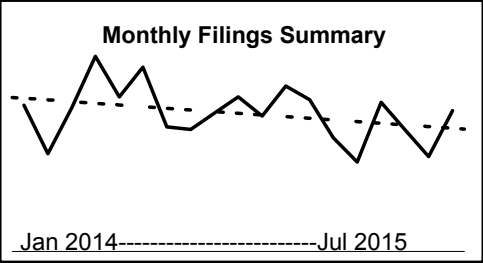
Type of Case: Filings

2015 Average Month:45

Jan-Jul 2015 : 318

Overall AVG. Month: 51

Monthly Filings Summary



January --- July Filings

386

2014

318

2015

	Jan	Feb	Mar	Apr	May	Jun	<u>Jul</u>	Aug	Sep	Oct	Nov	Dec	Thru Jul	% Change	Trending	Total
2014	54	36	53	72	57	68	46	45	51	57	50	61	386			650
2015	56	42	33	55	45	35	52	-	-	-	-	-	318	-17.6%	▼	318

			Jan	Feb	Mar	Apr	May	Jun	<u>Jul</u>	Aug	Sep	Oct	Nov	Dec	Thru Jul	% Change	Trending	Total
Civil	Contested Divorce	2014	1	2	-	4	1	1	2	1	-	1	-	-	11			13
		2015	-	2	2	-	-	3	1	-	-	-	-	-	8	-27.3%	▼	8
	Domestic and Family - Level 1	2014	1	-	-	-	1	1	-	-	3	-	-	-	3	0.0%	↔	6
		2015	1	-	-	1	-	1	-	-	-	-	-	-	3			3
	Domestic and Family - Level 2	2014	1	-	1	1	1	-	1	-	-	-	1	1	5			7
		2015	-	-	1	-	-	1	-	-	-	-	-	-	2	-60.0%	▼	2
	General Civil - Level 1	2014	-	-	-	-	-	-	-	-	-	-	-	1	0			1
		2015	-	1	-	-	-	-	-	-	-	-	-	-	1	0.0%	↔	1
	General Civil - Level 2	2014	4	-	2	1	2	1	-	2	3	4	3	1	10			23
		2015	1	-	2	1	1	2	4	-	-	-	-	-	11	10.0%	▲	11
	General Civil - Level 3	2014	1	1	2	-	-	1	1	-	2	-	-	1	6			9
		2015	-	-	-	1	1	1	1	-	-	-	-	-	4	-33.3%	▼	4
Criminal	Probates/Wills and Trusts - Level 2	2014	-	-	-	-	-	-	-	1	-	-	-	-	0			1
		2015	-	-	-	-	-	-	1	-	-	-	-	-	1	0.0%	↔	1
	Uncontested Divorce	2014	1	4	1	2	2	2	3	1	2	2	4	-	15			24
		2015	-	1	3	1	2	2	4	-	-	-	-	-	13	-13.3%	▼	13
	Misdemeanor	2014	6	-	3	7	2	7	2	14	5	7	3	7	27			63
		2015	17	3	2	4	5	1	1	-	-	-	-	-	33	22.2%	▲	33
Other	Non-Capital Felonies and Related Matters	2014	13	1	11	20	27	22	14	5	13	15	22	24	108			187
		2015	19	6	1	24	20	13	16	-	-	-	-	-	99	-8.3%	▼	99
	Other Criminally Related Matters	2014	2	-	-	2	2	4	2	3	4	2	-	2	12			23
		2015	1	3	-	7	-	1	-	-	-	-	-	-	12	0.0%	↔	12
	Miscellaneous	2014	24	27	31	35	18	28	20	17	18	26	17	24	183			285
		2015	17	26	22	16	15	10	24	-	-	-	-	-	130	-29.0%	▼	130
	Other	2014	-	1	2	-	1	1	1	1	1	-	-	-	6			8
		2015	-	-	-	-	1	-	-	-	-	-	-	-	1	-83.3%	▼	1

Court: Richmond County Circuit

Start/End Date: Jan-14 / Jul-15

2014 Average Month: 46

Jan-Jul 2014: 345

Filings Trending: Downward ▼

Circuit/Court ID: 15 215159

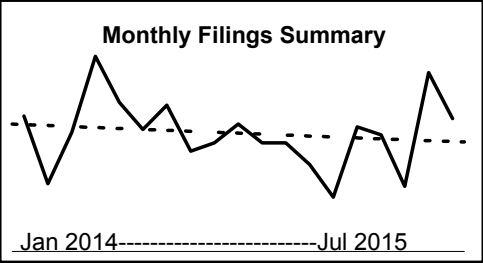
Type of Case: Filings

2015 Average Month:40

Jan-Jul 2015 : 280

Overall AVG. Month: 44

Monthly Filings Summary



January --- July Filings

345

2014

280

2015

	Jan	Feb	Mar	Apr	May	Jun	<u>Jul</u>	Aug	Sep	Oct	Nov	Dec	Thru Jul	% Change	Trending	Total
2014	50	25	44	72	55	45	54	37	40	47	40	40	345			549
2015	32	20	46	43	24	66	49	-	-	-	-	-	280	-18.8%	▼	280

			Jan	Feb	Mar	Apr	May	Jun	<u>Jul</u>	Aug	Sep	Oct	Nov	Dec	Thru Jul	% Change	Trending	Total
Civil	Administrative Law	2014	-	-	-	-	1	-	-	-	-	-	-	-	1			1
		2015	-	1	-	-	-	-	-	-	-	-	-	-	1	0.0%	↔	1
	Contested Divorce	2014	1	-	-	1	-	-	-	1	1	1	1	-	2			5
		2015	-	-	1	1	1	-	1	-	-	-	-	-	4	100.0%	▲	4
	Domestic and Family - Level 1	2014	-	-	-	1	2	-	-	-	-	-	-	-	3			3
		2015	-	-	-	-	1	-	1	-	-	-	-	-	2	-33.3%	▼	2
	Domestic and Family - Level 2	2014	-	-	-	-	1	-	-	-	-	-	-	-	1			1
		2015	-	-	-	1	-	-	-	-	-	-	-	-	1	0.0%	↔	1
	General Civil - Level 1	2014	1	-	-	-	-	-	-	-	-	-	-	-	1			1
	General Civil - Level 2	2014	2	1	2	3	-	1	2	2	1	-	-	2	11			16
		2015	-	-	2	-	-	2	4	-	-	-	-	-	8	-27.3%	▼	8
	General Civil - Level 3	2014	-	2	-	2	-	-	2	-	1	-	1	-	6			8
Criminal		2015	1	-	-	1	1	-	1	-	-	-	-	-	4	-33.3%	▼	4
	Probates/Wills and Trusts	2014	-	-	-	-	-	-	-	-	-	-	2	-	0			2
	Uncontested Divorce	2014	1	1	-	-	-	-	1	5	1	1	1	1	3	0.0%	↔	12
		2015	2	2	2	1	-	1	3	-	-	-	-	-	11	266.7%	▲	11
	Capital Murder	2015	-	-	-	-	-	-	1	-	-	-	-	-	1			1
	Misdemeanor	2014	4	-	2	5	5	2	7	2	5	9	-	2	25			43
Other		2015	2	-	3	7	-	4	10	-	-	-	-	-	26	4.0%	▲	26
	Non-Capital Felonies and Related Matters	2014	15	3	5	19	16	14	4	12	8	13	6	9	76			124
		2015	9	1	4	14	7	9	8	-	-	-	-	-	52	-31.6%	▼	52
	Other Criminally Related Matters	2014	-	-	-	2	4	-	5	-	1	1	2	2	11			17
		2015	-	2	2	2	-	-	5	-	-	-	-	-	11	0.0%	↔	11
	Miscellaneous	2014	11	14	13	18	17	9	12	11	9	13	10	8	94			145
		2015	9	7	11	7	8	13	11	-	-	-	-	-	66	-29.8%	▼	66
	Other	2014	15	4	22	21	9	19	21	5	13	9	17	16	111			171
		2015	9	7	21	9	6	37	4	-	-	-	-	-	93	-16.2%	▼	93

Court: Spotsylvania Circuit

Start/End Date: Jan-14 / Jul-15

2014 Average Month: 481

Jan-Jul 2014: 3,534

Filings Trending: Downward ▼

Circuit/Court ID: 15 215177

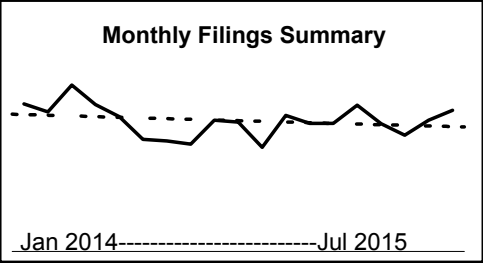
Type of Case: Filings

2015 Average Month:484

Jan-Jul 2015 : 3,388

Overall AVG. Month: 482

Monthly Filings Summary



January --- July Filings

3,534

2014

3,388

2015

			Jan	Feb	Mar	Apr	May	Jun	Jul	Aug	Sep	Oct	Nov	Dec	Thru Jul	% Change	Trending	Total
2014			544	515	614	542	497	414	408	396	484	477	384	502	3,534			5,777
2015			472	472	539	471	429	484	521	-	-	-	-	-	3,388	-4.1%	▼	3,388

			Jan	Feb	Mar	Apr	May	Jun	Jul	Aug	Sep	Oct	Nov	Dec	Thru Jul	% Change	Trending	Total
Civil	Administrative Law	2014	-	-	-	-	-	-	-	-	2	1	-	1	0			4
		2015	1	-	2	-	-	-	-	-	-	-	-	-	3	0.0%	↔	3
	Contested Divorce	2014	13	8	11	9	9	5	13	15	5	6	3	6	68			103
		2015	6	8	16	13	14	9	6	-	-	-	-	-	72	5.9%	▲	72
	Domestic and Family - Level 1	2014	16	10	31	28	26	14	19	26	33	8	19	31	144			261
		2015	12	6	14	12	20	16	14	-	-	-	-	-	94	-34.7%	▼	94
	Domestic and Family - Level 2	2014	6	5	3	3	15	11	3	10	2	12	2	4	46			76
		2015	9	3	3	17	2	2	3	-	-	-	-	-	39	-15.2%	▼	39
	General Civil - Level 1	2014	1	-	-	-	3	-	1	4	-	2	1	1	5			13
		2015	2	1	-	1	1	1	-	-	-	-	-	-	6	20.0%	▲	6
	General Civil - Level 2	2014	26	16	23	24	22	19	28	17	28	18	15	24	158			260
		2015	18	17	19	23	13	20	19	-	-	-	-	-	129	-18.4%	▼	129
	General Civil - Level 3	2014	7	12	10	7	11	7	12	10	9	14	3	6	66			108
		2015	11	9	8	11	5	6	6	-	-	-	-	-	56	-15.2%	▼	56
	Probates/Wills and Trusts - Level 1	2014	1	1	-	2	-	-	-	-	1	-	1	-	4			6
		2015	2	1	-	-	-	-	-	-	-	-	-	-	3	-25.0%	▼	3
	Probates/Wills and Trusts - Level 2	2014	4	1	3	8	5	4	6	4	3	2	2	2	31			44
		2015	4	2	4	3	4	3	2	-	-	-	-	-	22	-29.0%	▼	22
	Protective Orders	2015	-	-	3	-	-	-	-	-	-	-	-	-	3			3
	Uncontested Divorce	2014	32	17	24	28	13	19	25	21	16	26	18	23	158			262
		2015	19	21	22	19	25	18	26	-	-	-	-	-	150	-5.1%	▼	150
Criminal	Misdemeanor	2014	27	43	35	40	38	43	30	21	25	32	17	42	256			393
		2015	39	33	30	31	35	21	54	-	-	-	-	-	243	-5.1%	▼	243
	Non-Capital Felonies and Related Matters	2014	131	135	153	147	119	132	86	72	148	121	117	150	903			1,511
		2015	145	140	157	100	88	169	123	-	-	-	-	-	922	2.1%	▲	922
Other	Other Criminally Related Matters	2014	4	3	1	6	11	7	12	6	5	7	11	12	44			85
		2015	2	13	10	14	6	8	11	-	-	-	-	-	64	45.5%	▲	64
	Miscellaneous	2014	263	253	308	223	215	147	165	188	201	218	164	195	1,574			2,540
		2015	194	209	242	217	207	203	242	-	-	-	-	-	1,514	-3.8%	▼	1,514
	Other	2014	13	11	12	17	10	6	8	2	6	10	11	5	77			111
		2015	8	9	9	10	9	8	15	-	-	-	-	-	68	-11.7%	▼	68

Court: Stafford Circuit

Start/End Date: Jan-14 / Jul-15

2014 Average Month: 679

Jan-Jul 2014: 4,855

Filings Trending: Steady ↔

Circuit/Court ID: 15 215179

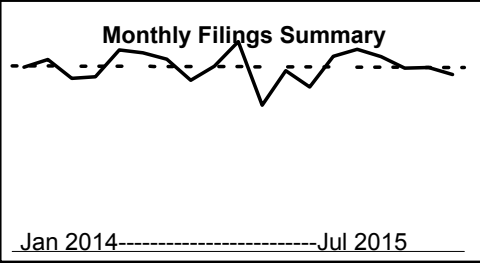
Type of Case: Filings

2015 Average Month:686

Jan-Jul 2015 : 4,799

Overall AVG. Month: 682

Monthly Filings Summary



January --- July Filings

4,855

2014

4,799

2015

	Jan	Feb	Mar	Apr	May	Jun	Jul	Aug	Sep	Oct	Nov	Dec	Thru Jul	% Change	Trending	Total
2014	680	708	638	644	743	733	709	631	683	774	540	667	4,855			8,150
2015	607	720	746	718	676	679	653	-	-	-	-	-	4,799	-1.2%	▼	4,799

			Jan	Feb	Mar	Apr	May	Jun	Jul	Aug	Sep	Oct	Nov	Dec	Thru Jul	% Change	Trending	Total
Civil	Administrative Law	2014	-	-	-	4	3	1	-	5	4	2	-	1	8			20
		2015	-	-	5	1	-	3	2	-	-	-	-	-	11	37.5%	▲	11
	Contested Divorce	2014	8	7	13	13	10	19	14	18	26	19	17	17	84			181
		2015	18	25	22	28	18	34	19	-	-	-	-	-	164	95.2%	▲	164
	Domestic and Family - Level 1	2014	3	2	10	7	3	11	4	5	16	3	4	15	40			83
		2015	6	12	11	5	21	14	4	-	-	-	-	-	73	82.5%	▲	73
	Domestic and Family - Level 2	2014	6	1	3	3	4	4	7	4	5	3	1	6	28			47
		2015	2	5	3	4	5	3	11	-	-	-	-	-	33	17.9%	▲	33
	General Civil - Level 1	2014	2	1	1	1	-	1	1	-	1	1	-	3	7			12
		2015	1	2	2	-	1	3	2	-	-	-	-	-	11	57.1%	▲	11
	General Civil - Level 2	2014	25	13	16	21	19	19	16	16	26	23	17	15	129			226
		2015	17	20	10	19	21	18	17	-	-	-	-	-	122	-5.4%	▼	122
	General Civil - Level 3	2014	5	16	7	8	8	8	4	11	7	17	9	8	56			108
		2015	4	2	9	5	5	16	5	-	-	-	-	-	46	-17.9%	▼	46
	Probates/Wills and Trusts - Level 1	2014	-	-	-	-	1	-	-	-	-	-	-	1	1			2
		2015	1	-	-	-	-	-	-	-	-	-	-	-	1	0.0%	↔	1
	Probates/Wills and Trusts - Level 2	2014	2	3	1	2	3	4	2	2	2	2	3	2	17			28
		2015	4	5	5	1	6	5	5	-	-	-	-	-	31	82.4%	▲	31
Criminal	Uncontested Divorce	2014	23	27	25	32	23	24	45	45	60	43	25	33	199			405
		2015	35	39	50	47	45	35	48	-	-	-	-	-	299	50.3%	▲	299
	Capital Murder	2014	-	-	-	-	-	-	-	-	1	-	-	-	0			1
		2015	2	-	-	-	-	-	-	-	-	-	-	-	2	0.0%	↔	2
	Misdemeanor	2014	109	80	80	113	80	67	85	53	67	108	72	109	614			1,023
		2015	61	79	77	116	90	84	91	-	-	-	-	-	598	-2.6%	▼	598
	Non-Capital Felonies and Related Matters	2014	236	309	228	225	346	375	302	243	213	300	195	205	2,021			3,177
		2015	222	311	240	249	260	246	181	-	-	-	-	-	1,709	-15.4%	▼	1,709
	Other Criminally Related Matters	2014	11	15	12	14	11	22	12	10	23	21	7	21	97			179
		2015	15	17	10	20	16	18	18	-	-	-	-	-	114	17.5%	▲	114
Other	Miscellaneous	2014	249	234	242	201	232	178	215	218	231	232	188	231	1,551			2,651
		2015	218	203	302	223	188	200	248	-	-	-	-	-	1,582	2.0%	▲	1,582
	Other	2014	1	-	-	-	-	-	2	1	1	-	2	-	3			7
		2015	1	-	-	-	-	-	2	-	-	-	-	-	3	0.0%	↔	3

Court: Westmoreland Circuit

Start/End Date: Jan-14 / Jul-15

2014 Average Month: 71

Jan-Jul 2014: 545

Filings Trending: Upward ▲

Circuit/Court ID: 15 215193

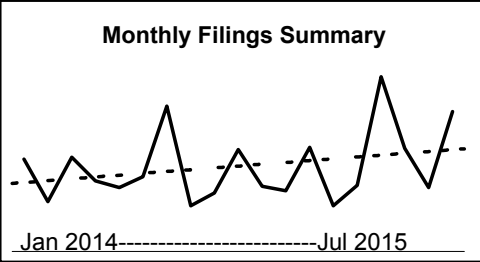
Type of Case: Filings

2015 Average Month:92

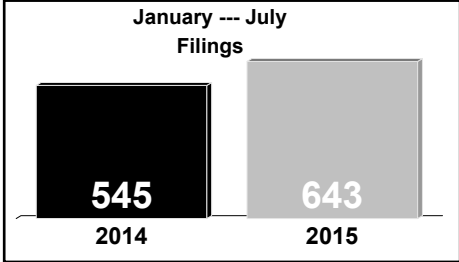
Jan-Jul 2015 : 643

Overall AVG. Month: 79

Monthly Filings Summary



January --- July Filings



	Jan	Feb	Mar	Apr	May	Jun	Jul	Aug	Sep	Oct	Nov	Dec	Thru Jul	% Change	Trending	Total
2014	85	46	87	65	59	69	134	42	54	94	60	56	545			851
2015	96	42	61	161	95	59	129	-	-	-	-	-	643	18.0%	▲	643

			Jan	Feb	Mar	Apr	May	Jun	Jul	Aug	Sep	Oct	Nov	Dec	Thru Jul	% Change	Trending	Total
Civil	Administrative Law	2015	-	-	-	-	-	1	-	-	-	-	-	-	1			1
	Contested Divorce	2014	-	-	1	1	-	1	-	1	2	-	-	-	3			6
		2015	1	-	1	-	2	-	-	-	-	-	-	-	4	33.3%	▲	4
	Domestic and Family - Level 1	2014	-	-	-	-	1	-	-	-	1	1	6	-	1			9
		2015	-	-	2	-	-	-	-	-	-	-	-	-	2	100.0%	▲	2
	Domestic and Family - Level 2	2014	1	1	2	1	-	-	2	-	-	-	1	1	7			9
		2015	-	-	-	-	1	-	1	-	-	-	-	-	2	-71.4%	▼	2
	General Civil - Level 1	2014	-	-	-	-	-	-	-	-	-	-	1	-	0			1
		2015	1	-	-	2	2	-	1	-	-	-	-	-	6	0.0%	↔	6
	General Civil - Level 2	2014	1	3	-	2	1	2	4	1	1	3	-	-	13			18
		2015	4	1	3	3	1	2	-	-	-	-	-	-	14	7.7%	▲	14
	General Civil - Level 3	2014	3	-	1	1	2	2	-	3	-	-	8	1	9			21
		2015	-	-	-	3	3	2	1	-	-	-	-	-	9	0.0%	↔	9
	Probates/Wills and Trusts - Level 1	2014	-	-	-	-	-	-	-	-	-	-	-	1	0			1
		2015	-	-	-	2	1	-	-	-	-	-	-	-	3	0.0%	↔	3
Criminal	Probates/Wills and Trusts - Level 2	2014	-	-	1	-	-	-	-	1	-	-	-	1	1			3
		2015	-	-	1	-	1	1	1	-	-	-	-	-	4	300.0%	▲	4
	Uncontested Divorce	2014	2	-	1	1	4	3	-	1	1	-	2	2	11			17
		2015	2	1	1	3	2	-	5	-	-	-	-	-	14	27.3%	▲	14
	Misdemeanor	2014	9	10	4	8	3	12	32	9	5	12	8	9	78			121
Other		2015	15	-	7	40	9	4	5	-	-	-	-	-	80	2.6%	▲	80
	Non-Capital Felonies and Related Matters	2014	28	9	35	19	22	24	68	8	16	52	7	22	205			310
		2015	47	10	9	75	45	15	81	-	-	-	-	-	282	37.6%	▲	282
	Other Criminally Related Matters	2014	9	-	5	-	2	1	7	-	3	9	12	6	24			54
		2015	4	6	9	12	7	5	3	-	-	-	-	-	46	91.7%	▲	46
Other	Miscellaneous	2014	32	23	37	32	24	24	20	18	25	17	15	13	192			280
		2015	22	24	27	21	20	25	30	-	-	-	-	-	169	-12.0%	▼	169
	Other	2014	-	-	-	-	-	-	1	-	-	-	-	-	1			1
		2015	-	-	1	-	1	4	1	-	-	-	-	-	7	600.0%	▲	7

Court: Fredericksburg Circuit

Start/End Date: Jan-14 / Jul-15

2014 Average Month: 287

Jan-Jul 2014: 2,215

Filings Trending: Downward ▼

Circuit/Court ID: 15 215630

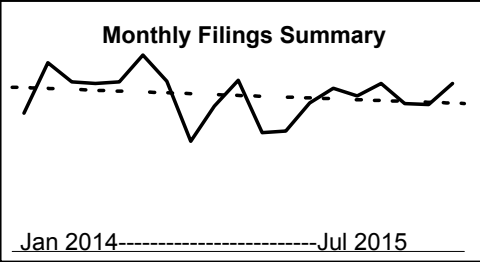
Type of Case: Filings

2015 Average Month:289

Jan-Jul 2015 : 2,026

Overall AVG. Month: 288

Monthly Filings Summary



January --- July Filings

2,215

2014

2,026

2015

	Jan	Feb	Mar	Apr	May	Jun	<u>Jul</u>	Aug	Sep	Oct	Nov	Dec	Thru Jul	% Change	Trending	Total
2014	255	348	313	310	313	362	314	203	268	316	219	222	2,215			3,443
2015	274	301	287	310	273	271	310	-	-	-	-	-	2,026	-8.5%	▼	2,026

			Jan	Feb	Mar	Apr	May	Jun	<u>Jul</u>	Aug	Sep	Oct	Nov	Dec	Thru Jul	% Change	Trending	<u>Total</u>
Civil	Administrative Law	2014	-	-	-	-	3	-	-	-	-	1	1	-	3			5
		2015	1	-	-	-	-	-	1	-	-	-	-	-	2	-33.3%	▼	2
	Contested Divorce	2014	11	11	11	8	12	11	2	1	1	5	3	1	66			77
		2015	2	13	5	2	4	7	2	-	-	-	-	-	35	-47.0%	▼	35
	Domestic and Family - Level 1	2014	6	9	1	2	4	6	6	1	3	13	1	2	34			54
		2015	6	10	7	20	2	11	5	-	-	-	-	-	61	79.4%	▲	61
	Domestic and Family - Level 2	2014	-	1	1	9	4	6	1	1	43	17	14	1	22			98
		2015	2	2	10	2	-	1	1	-	-	-	-	-	18	-18.2%	▼	18
	General Civil - Level 1	2014	4	-	1	2	-	2	2	-	-	2	2	-	11			15
		2015	-	-	-	2	1	2	3	-	-	-	-	-	8	-27.3%	▼	8
	General Civil - Level 2	2014	6	7	12	6	12	10	-	5	11	8	6	7	53			90
		2015	6	3	3	10	11	17	6	-	-	-	-	-	56	5.7%	▲	56
	General Civil - Level 3	2014	-	2	2	6	6	2	4	3	4	7	3	6	22			45
		2015	6	2	4	2	2	11	8	-	-	-	-	-	35	59.1%	▲	35
Probates/Wills and Trusts - Level 2	2014	1	1	1	-	-	1	3	-	1	-	-	-	7			8	
	2015	-	-	1	-	-	1	-	-	-	-	-	-	2	-71.4%	▼	2	
Protective Orders	2015	-	2	-	-	-	-	-	-	-	-	-	-	2			2	
	2014	23	30	35	34	18	21	1	4	8	9	6	12	162			201	
Uncontested Divorce	2015	10	18	14	12	5	12	6	-	-	-	-	-	77	-52.5%	▼	77	
	2014	57	63	44	46	37	50	54	37	48	45	46	42	351			569	
Misdemeanor	2015	42	74	33	41	61	40	50	-	-	-	-	-	341	-2.8%	▼	341	
	2014	99	176	163	147	178	203	198	114	107	154	111	123	1,164			1,773	
Non-Capital Felonies and Related Matters	2015	156	143	161	177	137	124	174	-	-	-	-	-	1,072	-7.9%	▼	1,072	
	2014	3	11	3	7	2	25	10	8	8	9	1	7	61			94	
Other Criminally Related Matters	2015	6	5	9	5	11	5	9	-	-	-	-	-	50	-18.0%	▼	50	
	2014	43	36	39	40	34	22	32	27	32	44	23	19	246			391	
Miscellaneous	2015	32	26	37	34	35	40	44	-	-	-	-	-	248	0.8%	▲	248	
	2014	2	1	-	3	3	3	1	2	2	2	2	2	13			23	
Other	2015	5	3	3	3	4	-	1	-	-	-	-	-	19	46.2%	▲	19	

Court: Albemarle Circuit

Start/End Date: Jan-14 / Jul-15

2014 Average Month: 345

Jan-Jul 2014: 2,401

Filings Trending: Downward ▼

Circuit/Court ID: 16 216003


Type of Case: Filings

2015 Average Month: 323

Jan-Jul 2015 : 2,261

Overall AVG. Month: 337

Monthly Filings Summary



Jan 2014-----Jul 2015

January --- July Filings

2,401

2014

2,261

2015

	Jan	Feb	Mar	Apr	May	Jun	<u>Jul</u>	Aug	Sep	Oct	Nov	Dec	Thru Jul	% Change	Trending	Total
2014	343	333	300	403	312	303	407	312	365	367	325	368	2,401			4,138
2015	320	308	336	381	312	296	308	-	-	-	-	-	2,261	-5.8%	▼	2,261

			Jan	Feb	Mar	Apr	May	Jun	<u>Jul</u>	Aug	Sep	Oct	Nov	Dec	Thru Jul	% Change	Trending	Total
Civil	Administrative Law	2014	-	-	-	-	-	-	-	-	1	-	-	1	0			2
		2015	-	-	1	1	-	1	-	-	-	-	-	-	3	0.0%	↔	3
	Contested Divorce	2014	3	6	6	5	4	4	7	10	6	5	6	4	35			66
		2015	3	7	5	4	3	9	4	-	-	-	-	-	35	0.0%	↔	35
	Domestic and Family - Level 1	2014	3	5	3	2	1	-	8	11	8	12	4	6	22			63
		2015	10	3	10	23	15	5	3	-	-	-	-	-	69	213.6%	▲	69
	Domestic and Family - Level 2	2014	2	4	5	6	-	4	4	4	3	1	2	6	25			41
		2015	6	2	3	4	7	5	6	-	-	-	-	-	33	32.0%	▲	33
	General Civil - Level 1	2014	-	-	-	1	2	3	5	2	1	3	5	1	11			23
		2015	-	1	6	2	4	-	2	-	-	-	-	-	15	36.4%	▲	15
	General Civil - Level 2	2014	27	40	23	39	45	40	74	53	44	26	55	44	288			510
		2015	34	46	39	37	37	21	22	-	-	-	-	-	236	-18.1%	▼	236
	General Civil - Level 3	2014	17	13	7	3	7	15	10	2	4	8	4	9	72			99
		2015	2	-	14	12	13	7	9	-	-	-	-	-	57	-20.8%	▼	57
	Probates/Wills and Trusts	2014	1	-	-	-	-	-	-	-	-	-	1	-	1			2
	Probates/Wills and Trusts - Level 2	2014	1	3	-	3	1	2	3	2	4	6	3	4	13			32
		2015	5	7	3	2	2	3	2	-	-	-	-	-	24	84.6%	▲	24
Criminal	Protective Orders	2014	2	2	1	1	1	-	-	-	-	-	1	-	7			8
	Uncontested Divorce	2014	10	20	22	15	13	21	17	13	17	22	20	15	118			205
		2015	24	13	16	15	6	16	16	-	-	-	-	-	106	-10.2%	▼	106
	Capital Murder	2014	-	-	-	1	-	-	-	-	-	-	-	-	1			1
		2015	-	-	-	1	-	-	-	-	-	-	-	-	1	0.0%	↔	1
	Misdemeanor	2014	13	31	14	18	12	10	17	21	24	21	15	35	115			231
		2015	9	22	10	10	14	20	11	-	-	-	-	-	96	-16.5%	▼	96
	Non-Capital Felonies and Related Matters	2014	86	53	50	118	102	93	68	51	70	80	48	66	570			885
		2015	83	71	42	116	61	51	53	-	-	-	-	-	477	-16.3%	▼	477
	Other Criminally Related Matters	2014	1	-	5	4	4	4	4	-	3	3	2	3	22			33
		2015	1	-	2	-	3	2	2	-	-	-	-	-	10	-54.5%	▼	10
Other	Miscellaneous	2014	175	154	162	181	117	104	181	137	174	174	150	171	1,074			1,880
		2015	139	132	179	149	139	152	174	-	-	-	-	-	1,064	-0.9%	▼	1,064
	Other	2014	2	2	2	6	3	3	9	6	6	6	9	3	27			57
		2015	4	4	6	5	8	4	4	-	-	-	-	-	35	29.6%	▲	35

Court: Culpeper Circuit

Start/End Date: Jan-14 / Jul-15

2014 Average Month: 203

Jan-Jul 2014: 1,372

Filings Trending: Upward ▲

Circuit/Court ID: 16 216047

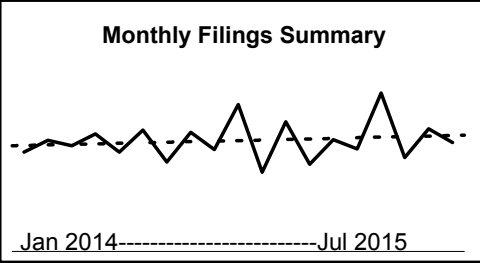
Type of Case: Filings

2015 Average Month:207

Jan-Jul 2015 : 1,448

Overall AVG. Month: 204

Monthly Filings Summary



January --- July Filings

1,372

2014

1,448

2015

	Jan	Feb	Mar	Apr	May	Jun	Jul	Aug	Sep	Oct	Nov	Dec	Thru Jul	% Change	Trending	Total
2014	183	205	195	217	183	224	165	220	188	271	146	239	1,372			2,436
2015	161	206	189	292	173	226	201	-	-	-	-	-	1,448	5.5%	▲	1,448

			Jan	Feb	Mar	Apr	May	Jun	Jul	Aug	Sep	Oct	Nov	Dec	Thru Jul	% Change	Trending	Total
Civil	Administrative Law	2014	-	1	-	-	-	-	-	-	-	-	-	1	1			2
		2015	-	-	-	2	-	1	-	-	-	-	-	-	3	200.0%	▲	3
	Contested Divorce	2014	6	5	3	3	8	5	3	3	5	10	3	2	33			56
		2015	4	9	4	9	3	6	3	-	-	-	-	-	38	15.2%	▲	38
	Domestic and Family - Level 1	2014	4	3	3	8	4	-	5	6	9	24	6	15	27			87
		2015	6	3	18	10	14	9	12	-	-	-	-	-	72	166.7%	▲	72
	Domestic and Family - Level 2	2014	-	1	6	5	4	5	2	2	6	1	-	7	23			39
		2015	4	2	3	8	2	6	1	-	-	-	-	-	26	13.0%	▲	26
	General Civil - Level 1	2014	-	-	1	-	1	-	-	-	-	1	1	1	2			5
		2015	-	-	-	-	-	-	1	-	-	-	-	-	1	-50.0%	▼	1
	General Civil - Level 2	2014	4	2	7	4	6	3	7	9	5	11	7	3	33			68
		2015	6	11	9	8	12	5	17	-	-	-	-	-	68	106.1%	▲	68
	General Civil - Level 3	2014	18	5	8	6	5	8	4	12	5	11	5	5	54			92
		2015	2	4	8	5	4	6	4	-	-	-	-	-	33	-38.9%	▼	33
	Probates/Wills and Trusts - Level 1	2014	-	-	1	-	-	1	-	-	-	-	1	-	2			3
		2015	-	-	-	-	-	-	1	-	-	-	-	-	1	-50.0%	▼	1
	Probates/Wills and Trusts - Level 2	2014	-	-	4	4	2	2	1	-	1	1	-	-	13			15
		2015	-	-	-	1	2	-	2	-	-	-	-	-	5	-61.5%	▼	5
Criminal	Uncontested Divorce	2014	12	12	9	8	11	9	10	13	11	12	6	8	71			121
		2015	8	9	18	10	10	10	8	-	-	-	-	-	73	2.8%	▲	73
	Misdemeanor	2014	15	20	16	25	12	17	17	25	18	31	16	40	122			252
		2015	4	33	18	38	11	40	13	-	-	-	-	-	157	28.7%	▲	157
	Non-Capital Felonies and Related Matters	2014	41	57	37	53	63	95	46	56	49	87	44	72	392			700
		2015	47	59	35	139	34	55	53	-	-	-	-	-	422	7.7%	▲	422
	Other Criminally Related Matters	2014	-	4	1	1	-	-	2	7	6	4	2	7	8			34
		2015	3	3	1	3	2	3	4	-	-	-	-	-	19	137.5%	▲	19
	Miscellaneous	2014	82	95	98	98	67	79	68	87	72	78	54	77	587			955
		2015	76	73	74	58	79	81	79	-	-	-	-	-	520	-11.4%	▼	520
Other	Other	2014	1	-	1	2	-	-	-	-	1	-	1	1	4			7
		2015	1	-	1	1	-	4	3	-	-	-	-	-	10	150.0%	▲	10

Court: Fluvanna Circuit

Start/End Date: Jan-14 / Jul-15

2014 Average Month: 108

Jan-Jul 2014: 699

Filings Trending: Downward ▼

Circuit/Court ID: 16 216065

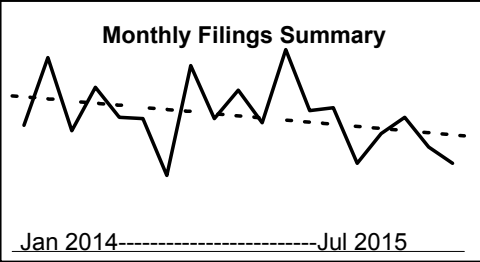
Type of Case: Filings

2015 Average Month:86

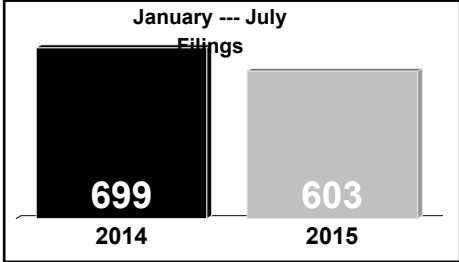
Jan-Jul 2015 : 603

Overall AVG. Month: 100

Monthly Filings Summary



January --- July Filings



	Jan	Feb	Mar	Apr	May	Jun	Jul	Aug	Sep	Oct	Nov	Dec	Thru Jul	% Change	Trending	Total
2014	93	143	89	121	99	98	56	137	98	119	95	149	699			1,297
2015	104	106	65	87	99	77	65	-	-	-	-	-	603	-13.7%	▼	603

			Jan	Feb	Mar	Apr	May	Jun	Jul	Aug	Sep	Oct	Nov	Dec	Thru Jul	% Change	Trending	Total
Civil	Administrative Law	2015	-	-	2	-	-	-	-	-	-	-	-	-	2			2
	Contested Divorce	2014	1	1	-	1	2	2	1	2	2	3	2	2	8			19
		2015	2	1	6	4	2	2	-	-	-	-	-	-	17	112.5%	▲	17
	Domestic and Family - Level 1	2014	4	1	1	-	5	8	1	15	1	1	9	1	20			47
		2015	4	5	-	4	2	8	2	-	-	-	-	-	25	25.0%	▲	25
	Domestic and Family - Level 2	2014	2	1	1	1	13	2	-	3	2	2	-	-	20			27
		2015	-	-	1	5	2	1	-	-	-	-	-	-	9	-55.0%	▼	9
	General Civil - Level 1	2014	-	1	-	1	-	-	-	-	-	-	-	-	2			2
	General Civil - Level 2	2014	7	3	3	3	5	3	4	4	2	4	3	2	28			43
		2015	2	3	1	3	2	2	3	-	-	-	-	-	16	-42.9%	▼	16
	General Civil - Level 3	2014	1	2	4	2	1	1	1	-	2	3	1	1	12			19
		2015	2	1	2	3	7	1	-	-	-	-	-	-	16	33.3%	▲	16
	Probates/Wills and Trusts - Level 2	2014	1	-	-	1	-	1	-	-	1	1	-	-	3			5
		2015	-	1	1	-	-	-	-	-	-	-	-	-	2	-33.3%	▼	2
	Protective Orders	2015	-	-	-	-	-	1	-	-	-	-	-	-	1			1
Criminal	Uncontested Divorce	2014	2	6	3	4	5	7	3	4	2	3	5	4	30			48
		2015	4	4	4	6	5	2	5	-	-	-	-	-	30	0.0%	↔	30
	Misdemeanor	2014	7	22	12	19	11	7	8	14	13	15	8	21	86			157
		2015	18	14	1	14	10	11	4	-	-	-	-	-	72	-16.3%	▼	72
	Non-Capital Felonies and Related Matters	2014	11	57	11	34	13	19	10	46	10	29	10	20	155			270
Other		2015	21	30	2	9	16	14	6	-	-	-	-	-	98	-36.8%	▼	98
	Other Criminally Related Matters	2014	5	3	-	6	6	7	2	4	14	13	2	7	29			69
		2015	10	3	2	4	1	1	3	-	-	-	-	-	24	-17.2%	▼	24
	Miscellaneous	2014	52	46	54	49	38	41	26	45	49	45	55	91	306			591
		2015	41	43	42	35	52	33	42	-	-	-	-	-	288	-5.9%	▼	288
Other			2015	-	1	1	-	-	1	-	-	-	-	-	3			3

Court: Goochland Circuit

Start/End Date: Jan-14 / Jul-15

2014 Average Month: 78

Jan-Jul 2014: 544

Filings Trending: Upward ▲

Circuit/Court ID: 16 216075


Type of Case: Filings

2015 Average Month:82

Jan-Jul 2015 : 574


Overall AVG. Month: 79

Monthly Filings Summary



Jan 2014-----Jul 2015

January --- July Filings



544 2014 574 2015

	Jan	Feb	Mar	Apr	May	Jun	Jul	Aug	Sep	Oct	Nov	Dec	Thru Jul	% Change	Trending	Total
2014	69	103	57	78	82	87	68	74	80	73	60	100	544			931
2015	75	89	95	89	71	78	77	-	-	-	-	-	574	5.5%	▲	574

			Jan	Feb	Mar	Apr	May	Jun	Jul	Aug	Sep	Oct	Nov	Dec	Thru Jul	% Change	Trending	Total
Civil	Administrative Law	2015	-	1	-	1	-	-	-	-	-	-	-	-	2			2
	Contested Divorce	2014	1	2	-	1	2	1	2	-	1	1	1	-	9			12
		2015	-	1	-	-	2	4	-	-	-	-	-	-	7	-22.2%	▼	7
	Domestic and Family - Level 1	2014	2	-	1	-	-	-	2	-	3	-	-	-	5			8
		2015	4	1	-	3	2	-	-	-	-	-	-	-	10	100.0%	▲	10
	Domestic and Family - Level 2	2014	1	2	1	-	2	-	-	-	1	1	2	-	6			10
		2015	-	2	1	-	-	-	1	-	-	-	-	-	4	-33.3%	▼	4
	General Civil - Level 1	2015	1	-	-	-	-	-	1	-	-	-	-	-	2			2
	General Civil - Level 2	2014	2	-	2	6	5	2	6	2	4	4	2	1	23			36
		2015	6	2	9	1	-	3	5	-	-	-	-	-	26	13.0%	▲	26
	General Civil - Level 3	2014	2	-	-	-	1	2	2	1	2	1	2	1	7			14
		2015	3	3	4	4	2	1	3	-	-	-	-	-	20	185.7%	▲	20
	Probates/Wills and Trusts - Level 1	2014	-	-	-	-	-	-	1	-	-	-	-	-	1			1
		2015	-	1	-	-	-	-	-	-	-	-	-	-	1	0.0%	↔	1
	Probates/Wills and Trusts - Level 2	2014	-	-	-	-	-	1	1	1	1	-	1	-	2			5
		2015	1	-	1	1	-	1	-	-	-	-	-	-	4	100.0%	▲	4
Criminal	Uncontested Divorce	2014	4	5	4	3	3	-	1	5	2	3	2	5	20			37
		2015	-	6	6	4	3	9	4	-	-	-	-	-	32	60.0%	▲	32
	Misdemeanor	2014	3	16	9	8	16	17	12	16	5	6	6	24	81			138
		2015	10	9	15	7	6	13	12	-	-	-	-	-	72	-11.1%	▼	72
Criminal	Non-Capital Felonies and Related Matters	2014	1	32	1	18	7	20	7	19	15	8	4	27	86			159
		2015	6	5	7	17	8	5	2	-	-	-	-	-	50	-41.9%	▼	50
	Other Criminally Related Matters	2014	-	4	1	-	1	6	3	3	8	5	7	5	15			43
		2015	1	7	3	2	5	2	5	-	-	-	-	-	25	66.7%	▲	25
Other	Miscellaneous	2014	53	41	36	42	44	36	29	26	38	43	32	37	281			457
		2015	43	50	48	49	42	39	43	-	-	-	-	-	314	11.7%	▲	314
	Other	2014	-	1	2	-	1	2	2	1	-	1	1	-	8			11
		2015	-	1	1	-	1	1	1	-	-	-	-	-	5	-37.5%	▼	5

Court: Greene Circuit

Start/End Date: Jan-14 / Jul-15

2014 Average Month: 93

Jan-Jul 2014: 690

Filings Trending: Downward ▼

Circuit/Court ID: 16 216079

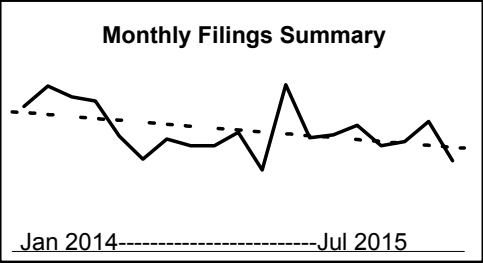
Type of Case: Filings

2015 Average Month:84

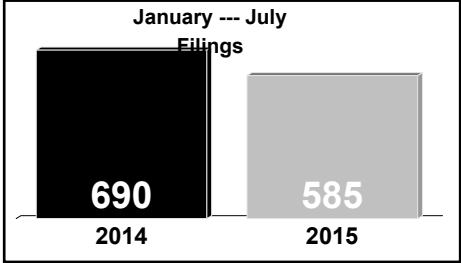
Jan-Jul 2015 : 585

Overall AVG. Month: 90

Monthly Filings Summary



January --- July Filings



	Jan	Feb	Mar	Apr	May	Jun	<u>Jul</u>	Aug	Sep	Oct	Nov	Dec	Thru Jul	% Change	Trending	Total
2014	107	122	114	111	85	68	83	78	78	88	60	123	690			1,117
2015	84	86	93	78	81	96	67	-	-	-	-	-	585	-15.2%	▼	585

			Jan	Feb	Mar	Apr	May	Jun	<u>Jul</u>	Aug	Sep	Oct	Nov	Dec	Thru Jul	% Change	Trending	Total
Civil	Administrative Law	2014	-	-	-	-	-	-	-	-	-	-	1	1	0			2
	Contested Divorce	2014	-	1	-	3	-	2	4	2	1	1	-	2	10	0.0%	↔	16
		2015	1	3	3	1	1	-	1	-	-	-	-	-	10	0.0%	↔	10
	Domestic and Family - Level 1	2014	-	2	1	-	-	-	-	-	-	2	-	1	3			6
		2015	2	-	1	-	5	2	1	-	-	-	-	-	11	266.7%	▲	11
	Domestic and Family - Level 2	2014	2	2	1	-	-	-	-	-	-	-	2	1	5			8
		2015	1	-	2	-	-	-	1	-	-	-	-	-	4	-20.0%	▼	4
	General Civil - Level 1	2015	-	1	-	-	-	-	-	-	-	-	-	-	1			1
	General Civil - Level 2	2014	2	1	1	3	2	2	4	1	1	-	5	1	15			23
		2015	5	2	5	1	-	6	1	-	-	-	-	-	20	33.3%	▲	20
	General Civil - Level 3	2014	1	-	1	-	8	-	-	-	2	1	-	2	10			15
		2015	-	2	1	2	7	2	-	-	-	-	-	-	14	40.0%	▲	14
	Probates/Wills and Trusts - Level 2	2014	1	-	-	1	-	-	-	-	3	-	-	-	2			5
		2015	-	-	2	-	-	2	-	-	-	-	-	-	4	100.0%	▲	4
Criminal	Uncontested Divorce	2014	4	3	-	5	2	3	4	4	2	2	5	7	21			41
		2015	4	2	5	3	7	2	2	-	-	-	-	-	25	19.0%	▲	25
	Misdemeanor	2014	7	7	7	20	3	4	6	8	6	8	2	7	54			85
		2015	5	6	3	4	1	5	2	-	-	-	-	-	26	-51.9%	▼	26
	Non-Capital Felonies and Related Matters	2014	29	3	27	15	15	13	18	15	6	16	9	39	120			205
Other		2015	15	21	26	26	13	19	18	-	-	-	-	-	138	15.0%	▲	138
	Other Criminally Related Matters	2014	1	1	2	2	-	1	1	-	1	-	1	-	8			10
		2015	1	-	-	-	1	-	2	-	-	-	-	-	4	-50.0%	▼	4
	Miscellaneous	2014	54	94	72	56	50	38	40	40	53	54	33	55	404			639
		2015	42	44	44	41	43	57	37	-	-	-	-	-	308	-23.8%	▼	308
	Other	2014	6	8	2	6	5	5	6	8	3	4	2	7	38			62
		2015	8	5	1	-	3	1	2	-	-	-	-	-	20	-47.4%	▼	20

Court: Louisa Circuit

Start/End Date: Jan-14 / Jul-15

2014 Average Month: 173

Jan-Jul 2014: 1,273

Filings Trending: Downward ▼

Circuit/Court ID: 16 216109


Type of Case: Filings

2015 Average Month:165

Jan-Jul 2015 : 1,152


Overall AVG. Month: 170

Monthly Filings Summary



Jan 2014-----Jul 2015

January --- July Filings



1,273 2014 1,152 2015

	Jan	Feb	Mar	Apr	May	Jun	<u>Jul</u>	Aug	Sep	Oct	Nov	Dec	Thru Jul	% Change	Trending	Total
2014	229	157	203	218	142	118	206	129	179	160	153	185	1,273			2,079
2015	178	184	159	179	145	155	152	-	-	-	-	-	1,152	-9.5%	▼	1,152

			Jan	Feb	Mar	Apr	May	Jun	<u>Jul</u>	Aug	Sep	Oct	Nov	Dec	Thru Jul	% Change	Trending	Total
Civil	Administrative Law	2014	-	-	-	-	-	1	-	-	1	-	-	-	1			2
		2015	1	-	1	-	1	-	2	-	-	-	-	-	5	400.0%	▲	5
	Contested Divorce	2014	1	9	1	4	2	1	1	4	3	1	3	4	19			34
		2015	-	1	4	4	3	2	2	-	-	-	-	-	16	-15.8%	▼	16
	Domestic and Family - Level 1	2014	-	5	-	1	-	-	4	4	2	4	-	1	10			21
		2015	-	8	-	3	-	2	1	-	-	-	-	-	14	40.0%	▲	14
	Domestic and Family - Level 2	2014	1	4	1	3	4	2	-	1	3	-	2	4	15			25
		2015	-	4	-	1	-	-	2	-	-	-	-	-	7	-53.3%	▼	7
	General Civil - Level 1	2014	-	1	-	-	1	-	-	-	-	-	-	1	2			3
		2015	3	1	1	-	-	1	-	-	-	-	-	-	6	200.0%	▲	6
	General Civil - Level 2	2014	11	5	3	4	3	11	5	7	8	1	5	3	42			66
		2015	7	5	3	8	3	6	7	-	-	-	-	-	39	-7.1%	▼	39
	General Civil - Level 3	2014	2	5	1	2	2	3	2	7	2	2	2	1	17			31
		2015	2	2	1	7	6	3	5	-	-	-	-	-	26	52.9%	▲	26
	Probates/Wills and Trusts - Level 1	2014	-	-	-	-	-	-	1	1	-	1	-	-	1			3
		2015	-	1	-	-	-	-	-	-	-	-	-	-	1	0.0%	↔	1
	Probates/Wills and Trusts - Level 2	2014	-	-	-	1	2	-	-	-	1	-	-	3	3			7
		2015	1	-	-	2	3	-	-	-	-	-	-	-	6	100.0%	▲	6
	Uncontested Divorce	2014	3	7	10	5	5	9	7	10	1	5	3	5	46			70
		2015	5	2	7	6	5	4	6	-	-	-	-	-	35	-23.9%	▼	35
Criminal	Misdemeanor	2014	30	12	16	22	9	8	25	6	19	22	11	11	122			191
		2015	25	20	21	17	21	24	27	-	-	-	-	-	155	27.0%	▲	155
	Non-Capital Felonies and Related Matters	2014	55	17	73	78	32	13	75	19	47	21	54	53	343			537
		2015	56	62	22	67	25	35	34	-	-	-	-	-	301	-12.2%	▼	301
	Other Criminally Related Matters	2014	7	5	7	6	2	5	3	-	5	5	5	3	35			53
		2015	3	3	5	5	4	5	8	-	-	-	-	-	33	-5.7%	▼	33
Other	Miscellaneous	2014	94	71	77	76	62	41	64	61	74	69	49	84	485			822
		2015	55	53	73	44	53	49	40	-	-	-	-	-	367	-24.3%	▼	367
	Other	2014	25	16	14	16	18	24	19	9	13	29	19	12	132			214
		2015	20	22	21	15	21	24	18	-	-	-	-	-	141	6.8%	▲	141

Court: Madison Circuit

Start/End Date: Jan-14 / Jul-15

2014 Average Month: 62

Jan-Jul 2014: 471

Filings Trending: Downward ▼

Circuit/Court ID: 16 216113

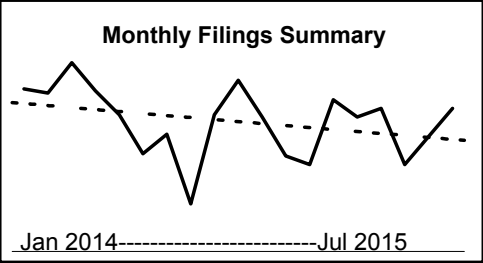
Type of Case: Filings

2015 Average Month: 57

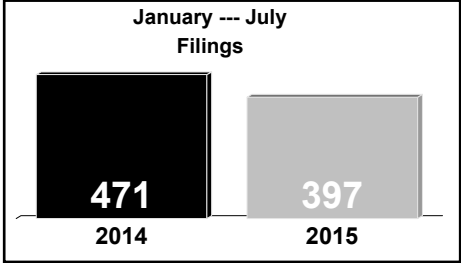
Jan-Jul 2015 : 397

Overall AVG. Month: 60

Monthly Filings Summary



January --- July Filings



	Jan	Feb	Mar	Apr	May	Jun	Jul	Aug	Sep	Oct	Nov	Dec	Thru Jul	% Change	Trending	Total
2014	75	73	87	74	63	45	54	22	63	79	62	44	471			741
2015	40	70	62	66	40	53	66	-	-	-	-	-	397	-15.7%	▼	397

			Jan	Feb	Mar	Apr	May	Jun	Jul	Aug	Sep	Oct	Nov	Dec	Thru Jul	% Change	Trending	Total
Civil	Contested Divorce	2014	1	3	-	2	-	1	2	2	-	-	1	2	9			14
		2015	1	-	1	1	-	1	1	-	-	-	-	-	5	-44.4%	▼	5
	Domestic and Family - Level 1	2014	-	-	-	-	-	2	-	1	-	4	2	2	2			11
		2015	-	2	2	4	-	6	1	-	-	-	-	-	15	650.0%	▲	15
	Domestic and Family - Level 2	2014	1	-	-	1	-	-	1	1	-	-	-	1	3			5
		2015	1	1	3	-	1	-	-	-	-	-	-	-	6	100.0%	▲	6
	General Civil - Level 1	2014	-	-	-	-	-	-	-	-	-	-	-	1	0			1
		2015	-	-	-	-	-	-	-	-	-	-	-	-	-			-
	General Civil - Level 2	2014	1	-	-	2	2	1	3	1	-	2	2	1	9	0.0%	↔	15
		2015	-	1	3	3	-	4	3	-	-	-	-	-	14	55.6%	▲	14
	General Civil - Level 3	2014	-	1	-	1	1	4	-	1	1	1	-	1	7			11
		2015	-	1	1	3	6	1	1	-	-	-	-	-	13	85.7%	▲	13
Criminal	Probates/Wills and Trusts	2014	-	-	-	-	-	-	-	-	-	-	-	1	0			1
		2015	-	-	-	-	-	-	-	-	-	-	-	-	-			-
	Probates/Wills and Trusts - Level 2	2014	-	-	-	1	-	-	-	1	-	1	-	-	1	0.0%	↔	3
		2015	-	-	-	-	1	-	-	-	-	-	-	-	1	0.0%	↔	1
	Uncontested Divorce	2014	1	2	-	5	4	2	4	-	5	1	1	-	18			25
		2015	-	2	2	7	3	-	3	-	-	-	-	-	17	-5.6%	▼	17
Other	Misdemeanor	2014	2	7	1	4	3	1	3	-	-	8	4	10	21			43
		2015	2	10	8	6	3	5	3	-	-	-	-	-	37	76.2%	▲	37
	Non-Capital Felonies and Related Matters	2014	11	11	27	8	17	6	4	6	6	23	20	6	84			145
		2015	2	9	3	12	5	14	5	-	-	-	-	-	50	-40.5%	▼	50
	Other Criminally Related Matters	2014	-	2	-	1	5	-	2	-	-	3	-	2	10			15
		2015	-	4	-	1	-	1	1	-	-	-	-	-	7	-30.0%	▼	7

Court: Orange Circuit

Start/End Date: Jan-14 / Jul-15

2014 Average Month: 167

Jan-Jul 2014: 1,177

Filings Trending: Downward ▼

Circuit/Court ID: 16 216137


Type of Case: Filings

2015 Average Month:146

Jan-Jul 2015 : 1,025

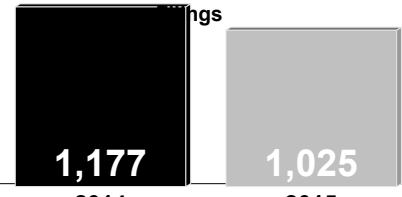
Overall AVG. Month: 160

Monthly Filings Summary



Jan 2014-----Jul 2015

January --- July Filings



1,177 2014 1,025 2015

	Jan	Feb	Mar	Apr	May	Jun	<u>Jul</u>	Aug	Sep	Oct	Nov	Dec	Thru Jul	% Change	Trending	Total
2014	135	110	160	203	176	112	281	152	189	154	240	97	1,177			2,009
2015	140	97	211	129	187	101	160	-	-	-	-	-	1,025	-12.9%	▼	1,025

			Jan	Feb	Mar	Apr	May	Jun	<u>Jul</u>	Aug	Sep	Oct	Nov	Dec	Thru Jul	% Change	Trending	Total
Civil	Administrative Law	2014	-	1	1	1	-	-	-	-	-	-	-	-	3			3
		2015	-	1	-	-	1	-	-	-	-	-	-	-	2	-33.3%	▼	2
	Contested Divorce	2014	-	2	3	2	-	3	3	2	6	2	1	2	13			26
		2015	3	2	7	5	4	2	6	-	-	-	-	-	29	123.1%	▲	29
	Domestic and Family - Level 1	2014	2	4	-	4	1	2	1	3	-	3	-	-	14			20
		2015	4	4	1	5	-	1	5	-	-	-	-	-	20	42.9%	▲	20
	Domestic and Family - Level 2	2014	2	2	3	3	4	5	3	2	2	2	1	-	22			29
		2015	3	-	3	4	2	3	2	-	-	-	-	-	17	-22.7%	▼	17
	General Civil - Level 1	2014	-	-	-	1	-	-	2	-	-	-	-	-	3			3
		2015	-	-	-	-	-	-	1	-	-	-	-	-	1	-66.7%	▼	1
	General Civil - Level 2	2014	2	2	4	3	8	4	8	5	4	4	3	4	31			51
		2015	5	3	5	2	8	4	7	-	-	-	-	-	34	9.7%	▲	34
	General Civil - Level 3	2014	2	8	15	5	4	4	13	8	4	7	5	-	51			75
		2015	3	5	8	3	1	-	5	-	-	-	-	-	25	-51.0%	▼	25
Criminal	Probates/Wills and Trusts - Level 2	2014	1	-	1	-	2	-	-	2	1	1	1	-	4			9
		2015	1	-	-	1	-	1	-	-	-	-	-	-	3	-25.0%	▼	3
	Uncontested Divorce	2014	11	7	6	8	6	3	5	7	4	5	6	4	46			72
		2015	6	4	4	6	3	7	5	-	-	-	-	-	35	-23.9%	▼	35
	Misdemeanor	2014	7	3	8	11	20	7	24	3	25	19	39	2	80			168
		2015	13	1	24	11	22	4	22	-	-	-	-	-	97	21.3%	▲	97
	Non-Capital Felonies and Related Matters	2014	39	14	33	76	68	28	149	50	63	42	133	24	407			719
		2015	60	24	96	40	98	12	41	-	-	-	-	-	371	-8.8%	▼	371
	Other Criminally Related Matters	2014	3	-	-	4	1	1	8	1	8	4	2	5	17			37
		2015	-	3	3	-	5	-	12	-	-	-	-	-	23	35.3%	▲	23
Other	Miscellaneous	2014	64	67	85	85	61	50	63	65	69	60	47	54	475			770
		2015	42	48	58	51	42	62	53	-	-	-	-	-	356	-25.1%	▼	356
	Other	2014	2	-	1	-	1	5	2	4	3	5	2	2	11			27
		2015	-	2	2	1	1	5	1	-	-	-	-	-	12	9.1%	▲	12

Court: Charlottesville Circuit

Start/End Date: Jan-14 / Jul-15

2014 Average Month: 122

Jan-Jul 2014: 881

Filings Trending: Steady ↔

Circuit/Court ID: 16 216540

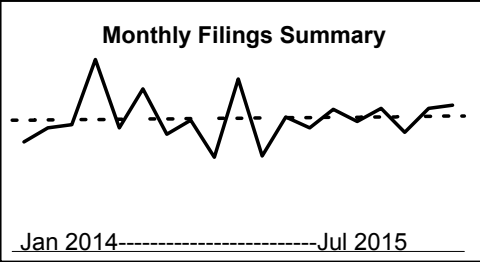
Type of Case: Filings

2015 Average Month:125

Jan-Jul 2015 : 874

Overall AVG. Month: 123

Monthly Filings Summary



January --- July Filings

881

2014

874

2015

	Jan	Feb	Mar	Apr	May	Jun	<u>Jul</u>	Aug	Sep	Oct	Nov	Dec	Thru Jul	% Change	Trending	Total
2014	101	114	117	177	114	150	108	121	87	159	88	124	881			1,460
2015	114	131	120	132	110	132	135	-	-	-	-	-	874	-0.8%	▼	874

			Jan	Feb	Mar	Apr	May	Jun	<u>Jul</u>	Aug	Sep	Oct	Nov	Dec	Thru Jul	% Change	Trending	Total
Civil	Administrative Law	2014	-	1	-	-	1	-	-	1	-	-	-	-	2			3
		2015	-	-	-	1	3	1	1	-	-	-	-	-	6	200.0%	▲	6
	Contested Divorce	2014	1	2	1	2	-	3	1	-	2	1	1	2	10			16
		2015	1	1	1	-	-	-	2	-	-	-	-	-	5	-50.0%	▼	5
	Domestic and Family - Level 1	2014	4	-	6	2	-	4	-	1	1	-	1	-	16			19
		2015	4	3	2	4	1	6	2	-	-	-	-	-	22	37.5%	▲	22
	Domestic and Family - Level 2	2014	1	3	3	1	1	2	5	-	2	2	3	5	16			28
		2015	3	3	1	1	1	2	1	-	-	-	-	-	12	-25.0%	▼	12
	General Civil - Level 1	2014	-	-	2	-	1	-	-	2	1	1	1	-	3			8
		2015	1	1	1	-	-	-	2	-	-	-	-	-	5	66.7%	▲	5
	General Civil - Level 2	2014	11	7	11	11	7	5	11	8	11	11	11	8	63			112
		2015	7	14	8	6	7	6	4	-	-	-	-	-	52	-17.5%	▼	52
	General Civil - Level 3	2014	6	12	4	6	4	4	8	4	9	9	4	7	44			77
		2015	3	7	9	6	6	3	3	-	-	-	-	-	37	-15.9%	▼	37
	Probates/Wills and Trusts	2015	1	-	-	-	-	-	-	-	-	-	-	-	1			1
	Probates/Wills and Trusts - Level 2	2014	-	-	1	1	2	1	-	-	1	-	-	2	5			8
		2015	-	1	1	-	-	5	-	-	-	-	-	-	7	40.0%	▲	7
Criminal	Uncontested Divorce	2014	1	-	1	1	2	2	5	2	1	4	3	3	12			25
		2015	3	-	9	8	2	5	5	-	-	-	-	-	32	166.7%	▲	32
	Capital Murder	2015	-	-	-	-	-	1	-	-	-	-	-	-	1			1
	Misdemeanor	2014	16	8	7	20	17	12	9	12	17	33	12	19	89			182
		2015	15	22	4	12	15	27	18	-	-	-	-	-	113	27.0%	▲	113
	Non-Capital Felonies and Related Matters	2014	40	62	53	105	51	90	50	71	25	71	36	50	451			704
		2015	46	54	63	73	51	51	61	-	-	-	-	-	399	-11.5%	▼	399
	Other Criminally Related Matters	2014	3	1	3	5	5	2	4	1	1	2	4	5	23			36
		2015	3	3	2	1	2	3	6	-	-	-	-	-	20	-13.0%	▼	20
	Miscellaneous	2014	18	18	25	23	23	25	15	18	16	25	12	23	147			241
		2015	27	22	19	20	22	22	29	-	-	-	-	-	161	9.5%	▲	161
	Other	2014	-	-	-	-	-	-	-	1	-	-	-	-	0			1
		2015	-	-	-	-	-	-	1	-	-	-	-	-	1	0.0%	↔	1

Court: Arlington Circuit

Start/End Date: Jan-14 / Jul-15

2014 Average Month: 752

Jan-Jul 2014: 5,429

Filings Trending: Steady ↔

Circuit/Court ID: 17 217013

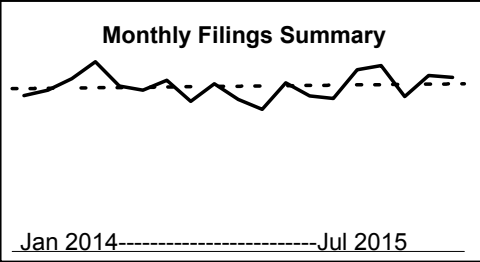
Type of Case: Filings

2015 Average Month:778

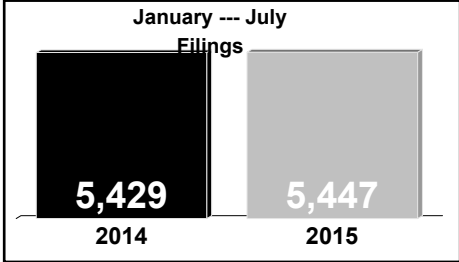
Jan-Jul 2015 : 5,447

Overall AVG. Month: 762

Monthly Filings Summary



January --- July Filings



	Jan	Feb	Mar	Apr	May	Jun	<u>Jul</u>	Aug	Sep	Oct	Nov	Dec	Thru Jul	% Change	Trending	Total
2014	718	744	797	875	763	743	789	692	773	701	656	777	5,429			9,028
2015	717	706	838	857	714	812	803	-	-	-	-	-	5,447	0.3%	▲	5,447

			Jan	Feb	Mar	Apr	May	Jun	<u>Jul</u>	Aug	Sep	Oct	Nov	Dec	Thru Jul	% Change	Trending	Total
Civil	Administrative Law	2014	-	1	-	2	-	1	1	-	-	-	1	1	5			7
		2015	1	-	2	-	-	2	1	-	-	-	-	-	6	20.0%	▲	6
	Contested Divorce	2014	10	11	15	9	10	13	11	8	10	13	8	7	79			125
		2015	22	13	18	26	15	26	28	-	-	-	-	-	148	87.3%	▲	148
	Domestic and Family - Level 1	2014	2	6	2	5	6	4	9	6	16	14	7	6	34			83
		2015	9	14	6	10	6	5	5	-	-	-	-	-	55	61.8%	▲	55
	Domestic and Family - Level 2	2014	5	8	6	7	8	10	2	5	9	10	10	7	46			87
		2015	6	10	6	7	6	10	2	-	-	-	-	-	47	2.2%	▲	47
	General Civil - Level 1	2014	2	1	-	-	3	1	1	2	1	2	-	2	8			15
		2015	1	2	5	2	2	2	2	-	-	-	-	-	16	100.0%	▲	16
	General Civil - Level 2	2014	36	38	32	47	31	34	33	28	42	45	25	38	251			429
		2015	39	23	36	34	43	41	39	-	-	-	-	-	255	1.6%	▲	255
	General Civil - Level 3	2014	10	7	12	8	9	21	14	8	8	12	7	10	81			126
		2015	5	11	15	8	14	7	10	-	-	-	-	-	70	-13.6%	▼	70
	Probates/Wills and Trusts - Level 1	2014	2	4	2	2	-	3	3	1	2	1	-	3	16			23
		2015	-	-	2	2	6	2	4	-	-	-	-	-	16	0.0%	↔	16
	Probates/Wills and Trusts - Level 2	2014	10	6	7	9	9	13	8	9	6	10	9	5	62			101
		2015	9	5	11	13	9	7	6	-	-	-	-	-	60	-3.2%	▼	60
	Protective Orders	2014	-	1	2	-	-	-	-	-	-	-	-	-	3			3
	Uncontested Divorce	2014	28	29	45	31	25	23	22	27	31	25	21	33	203			340
		2015	22	14	28	36	20	26	21	-	-	-	-	-	167	-17.7%	▼	167
Criminal	Misdemeanor	2014	50	74	70	72	91	41	46	70	58	35	57	50	444			714
		2015	43	51	71	59	56	53	37	-	-	-	-	-	370	-16.7%	▼	370
	Non-Capital Felonies and Related Matters	2014	202	219	275	290	254	210	236	215	206	184	225	209	1,686			2,725
		2015	190	193	238	297	213	250	254	-	-	-	-	-	1,635	-3.0%	▼	1,635
Other	Other Criminally Related Matters	2014	72	80	27	54	41	49	131	38	97	68	44	119	454			820
		2015	86	50	114	43	66	47	38	-	-	-	-	-	444	-2.2%	▼	444
	Miscellaneous	2014	159	144	169	158	143	144	153	159	155	156	137	125	1,070			1,802
		2015	160	144	135	164	130	146	177	-	-	-	-	-	1,056	-1.3%	▼	1,056
	Other	2014	130	115	133	181	133	176	119	116	132	126	105	162	987			1,628
		2015	124	176	151	156	128	188	179	-	-	-	-	-	1,102	11.7%	▲	1,102

Court: Fauquier Circuit

Start/End Date: Jan-14 / Jul-15

2014 Average Month: 300

Jan-Jul 2014: 2,129

Filings Trending: Downward ▼

Circuit/Court ID: 20 220061

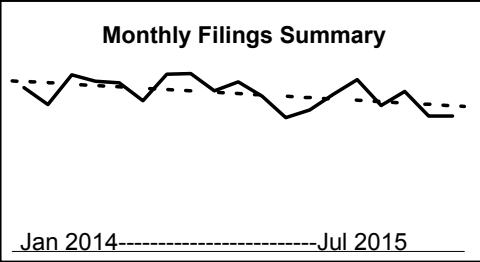
Type of Case: Filings

2015 Average Month:276

Jan-Jul 2015 : 1,932

Overall AVG. Month: 291

Monthly Filings Summary



January --- July Filings

2,129

2014

1,932

2015

	Jan	Feb	Mar	Apr	May	Jun	<u>Jul</u>	Aug	Sep	Oct	Nov	Dec	Thru Jul	% Change	Trending	Total
2014	302	271	326	314	311	278	327	328	296	313	286	247	2,129			3,599
2015	261	290	317	269	295	250	250	-	-	-	-	-	1,932	-9.3%	▼	1,932

			Jan	Feb	Mar	Apr	May	Jun	<u>Jul</u>	Aug	Sep	Oct	Nov	Dec	Thru Jul	% Change	Trending	Total
Civil	Administrative Law	2014	1	-	1	-	1	-	1	1	-	-	-	-	4			5
	Contested Divorce	2014	9	6	7	7	9	3	11	3	2	6	3	7	52			73
		2015	4	8	6	2	7	6	5	-	-	-	-	-	38	-26.9%	▼	38
	Domestic and Family - Level 1	2014	1	2	3	8	2	4	2	3	3	2	2	1	22			33
		2015	3	3	-	-	4	7	8	-	-	-	-	-	25	13.6%	▲	25
	Domestic and Family - Level 2	2014	2	2	1	1	3	1	4	2	1	1	5	4	14			27
		2015	1	2	4	3	2	2	3	-	-	-	-	-	17	21.4%	▲	17
	General Civil - Level 1	2014	-	2	-	2	1	1	-	1	1	-	2	-	6			10
		2015	1	-	2	2	1	1	-	-	-	-	-	-	7	16.7%	▲	7
	General Civil - Level 2	2014	12	5	9	17	17	17	10	10	13	11	6	10	87			137
		2015	7	15	20	11	14	14	12	-	-	-	-	-	93	6.9%	▲	93
	General Civil - Level 3	2014	2	5	9	3	6	5	8	10	4	9	4	4	38			69
		2015	1	3	3	7	7	3	2	-	-	-	-	-	26	-31.6%	▼	26
	Probates/Wills and Trusts - Level 1	2014	-	1	-	1	-	-	-	-	-	-	-	-	2			2
		2015	-	-	1	1	-	-	-	-	-	-	-	-	2	0.0%	↔	2
	Probates/Wills and Trusts - Level 2	2014	-	1	1	2	1	-	1	2	-	3	-	1	6			12
		2015	1	4	-	4	1	2	-	-	-	-	-	-	12	100.0%	▲	12
	Protective Orders	2014	1	-	-	-	1	-	1	2	-	1	-	1	3			7
		2015	1	1	1	-	-	1	2	-	-	-	-	-	6	100.0%	▲	6
	Uncontested Divorce	2014	9	13	16	10	17	9	11	13	15	9	11	12	85			145
		2015	6	10	12	8	12	8	11	-	-	-	-	-	67	-21.2%	▼	67
Criminal	Misdemeanor	2014	16	25	27	26	24	16	31	15	19	24	43	31	165			297
		2015	14	22	17	14	33	17	18	-	-	-	-	-	135	-18.2%	▼	135
	Non-Capital Felonies and Related Matters	2014	67	56	62	53	83	65	91	127	75	54	84	44	477			861
		2015	85	53	80	65	67	24	53	-	-	-	-	-	427	-10.5%	▼	427
	Other Criminally Related Matters	2014	3	4	8	7	8	4	8	6	5	10	3	2	42			68
Other		2015	7	1	4	2	5	4	5	-	-	-	-	-	28	-33.3%	▼	28
	Miscellaneous	2014	149	111	151	133	107	100	102	85	107	141	101	104	853			1,391
		2015	105	130	128	109	107	107	108	-	-	-	-	-	794	-6.9%	▼	794
	Other	2014	30	38	31	44	31	53	46	48	51	42	22	26	273			462
		2015	25	38	39	41	35	54	23	-	-	-	-	-	255	-6.6%	▼	255

Court: Loudoun Circuit

Start/End Date: Jan-14 / Jul-15

2014 Average Month: 808

Jan-Jul 2014: 5,862

Filings Trending: Steady ↔

Circuit/Court ID: 20 220107

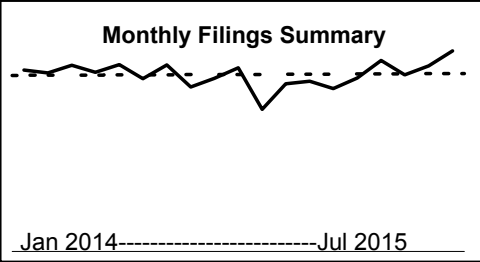
Type of Case: Filings

2015 Average Month:830

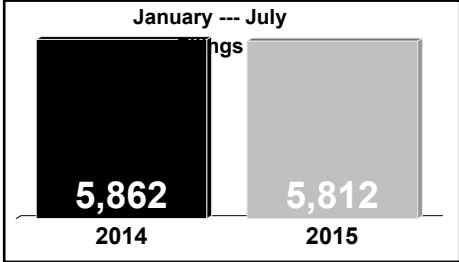
Jan-Jul 2015 : 5,812

Overall AVG. Month: 816

Monthly Filings Summary



January --- July



	Jan	Feb	Mar	Apr	May	Jun	Jul	Aug	Sep	Oct	Nov	Dec	Thru Jul	% Change	Trending	Total
2014	837	823	858	826	862	796	860	758	798	846	655	773	5,862			9,692
2015	785	751	800	881	815	856	924	-	-	-	-	-	5,812	-0.9%	▼	5,812

			Jan	Feb	Mar	Apr	May	Jun	Jul	Aug	Sep	Oct	Nov	Dec	Thru Jul	% Change	Trending	Total
Civil	Administrative Law	2014	2	1	-	1	-	1	2	2	2	4	1	2	7			18
		2015	7	2	2	2	-	6	7	-	-	-	-	-	26	271.4%	▲	26
	Contested Divorce	2014	24	20	25	22	28	26	16	15	14	17	14	25	161			246
		2015	14	18	17	24	20	18	27	-	-	-	-	-	138	-14.3%	▼	138
	Domestic and Family - Level 1	2014	17	9	28	9	7	23	7	5	6	12	6	11	100			140
		2015	34	23	28	16	31	18	20	-	-	-	-	-	170	70.0%	▲	170
	Domestic and Family - Level 2	2014	11	8	13	20	18	16	14	15	9	19	5	10	100			158
		2015	12	7	10	17	14	10	11	-	-	-	-	-	81	-19.0%	▼	81
	General Civil - Level 1	2014	2	3	2	2	2	1	2	4	4	-	-	1	14			23
		2015	1	2	1	3	3	-	1	-	-	-	-	-	11	-21.4%	▼	11
	General Civil - Level 2	2014	51	38	37	56	56	48	39	32	42	50	38	51	325			538
		2015	22	47	48	56	55	49	53	-	-	-	-	-	330	1.5%	▲	330
	General Civil - Level 3	2014	28	20	19	38	32	32	23	23	31	28	18	24	192			316
		2015	21	19	25	41	25	29	27	-	-	-	-	-	187	-2.6%	▼	187
	Probates/Wills and Trusts - Level 1	2014	-	-	-	-	-	1	-	-	1	-	-	-	1			2
		2015	-	-	-	-	1	1	-	-	-	-	-	-	2	100.0%	▲	2
	Probates/Wills and Trusts - Level 2	2014	5	4	11	5	9	6	6	13	12	9	10	9	46			99
		2015	11	8	5	13	6	13	9	-	-	-	-	-	65	41.3%	▲	65
Uncontested Divorce	2014	56	44	64	63	68	49	67	42	61	62	54	52	411			682	
	2015	61	49	60	63	63	52	70	-	-	-	-	-	418	1.7%	▲	418	
Criminal	Capital Murder	2015	-	5	-	-	-	-	-	-	-	-	-	5			5	
	Misdemeanor	2014	46	45	57	30	69	50	70	50	38	56	41	54	367			606
		2015	39	41	37	55	36	42	45	-	-	-	-	-	295	-19.6%	▼	295
	Non-Capital Felonies and Related Matters	2014	86	157	77	106	149	100	166	103	139	119	130	127	841			1,459
		2015	119	101	111	132	121	154	155	-	-	-	-	-	893	6.2%	▲	893
	Other Criminally Related Matters	2014	19	17	34	44	39	41	30	47	40	58	46	31	224			446
2015		29	34	31	43	50	32	41	-	-	-	-	-	260	16.1%	▲	260	
Other	Miscellaneous	2014	465	403	465	410	378	355	412	405	399	412	291	374	2,888			4,769
		2015	392	386	386	399	379	426	458	-	-	-	-	-	2,826	-2.1%	▼	2,826
	Other	2014	25	54	26	20	7	47	6	2	-	-	1	2	185			190
		2015	23	9	39	17	11	6	-	-	-	-	-	-	105	-43.2%	▼	105

Court: Rappahannock Circuit

Start/End Date: Jan-14 / Jul-15

2014 Average Month: 36

Jan-Jul 2014: 264

Filings Trending: Downward ▼

Circuit/Court ID: 20 220157


Type of Case: Filings

2015 Average Month:35

Jan-Jul 2015 : 244


Overall AVG. Month: 36

Monthly Filings Summary



Jan 2014-----Jul 2015

January --- July Filings



264 2014 244 2015

	Jan	Feb	Mar	Apr	May	Jun	Jul	Aug	Sep	Oct	Nov	Dec	Thru Jul	% Change	Trending	Total
2014	50	31	45	38	23	49	28	31	40	42	24	33	264			434
2015	31	29	45	29	37	34	39	-	-	-	-	-	244	-7.6%	▼	244

			Jan	Feb	Mar	Apr	May	Jun	Jul	Aug	Sep	Oct	Nov	Dec	Thru Jul	% Change	Trending	Total
Civil	Contested Divorce	2014	-	-	-	-	-	-	-	-	-	1	-	-	0			1
		2015	-	2	-	1	-	-	-	-	-	-	-	-	3	0.0%	↔	3
	Domestic and Family - Level 1	2014	-	-	-	-	-	1	1	1	-	-	-	-	2			3
		2015	-	-	-	1	-	-	-	-	-	-	-	-	1	-50.0%	▼	1
	Domestic and Family - Level 2	2014	-	-	-	-	1	1	1	-	-	-	-	3	3			6
		2015	-	-	-	1	3	1	-	-	-	-	-	-	5	66.7%	▲	5
	General Civil - Level 1	2014	-	-	-	-	-	-	-	-	-	-	1	1	0			2
	General Civil - Level 2	2014	1	-	-	2	2	-	1	2	-	3	-	-	6	0.0%	↔	11
		2015	-	-	6	2	-	2	-	-	-	-	-	-	10	66.7%	▲	10
	General Civil - Level 3	2014	2	-	-	2	-	-	-	-	-	-	-	1	4			5
Criminal		2015	3	-	1	1	1	1	-	-	-	-	-	-	7	75.0%	▲	7
	Probates/Wills and Trusts	2015	1	-	-	1	-	1	-	-	-	-	-	-	3			3
	Uncontested Divorce	2014	1	-	1	1	-	1	3	1	-	1	2	1	7			12
		2015	1	3	1	-	4	4	-	-	-	-	-	-	13	85.7%	▲	13
	Misdemeanor	2014	3	3	3	5	-	8	1	2	2	2	5	3	23			37
		2015	4	2	2	2	-	3	7	-	-	-	-	-	20	-13.0%	▼	20
	Non-Capital Felonies and Related Matters	2014	8	1	9	1	5	-	2	2	15	11	3	4	26			61
		2015	8	2	11	5	12	-	10	-	-	-	-	-	48	84.6%	▲	48
	Other Criminally Related Matters	2014	-	1	-	-	-	3	-	-	1	-	-	2	4			7
		2015	-	-	1	-	1	-	2	-	-	-	-	-	4	0.0%	↔	4
Other	Miscellaneous	2014	15	18	19	19	8	19	15	14	10	19	10	18	113			184
		2015	8	13	13	10	10	14	13	-	-	-	-	-	81	-28.3%	▼	81
	Other	2014	20	8	13	8	7	16	4	9	12	5	3	-	76			105
		2015	6	7	10	5	6	8	7	-	-	-	-	-	49	-35.5%	▼	49

Court: Henry Circuit

Start/End Date: Jan-14 / Jul-15

2014 Average Month: 319

Jan-Jul 2014: 2,423

Filings Trending: Downward ▼

Circuit/Court ID: 21 221089


Type of Case: Filings

2015 Average Month: 319

Jan-Jul 2015 : 2,236


Overall AVG. Month: 319

Monthly Filings Summary



Jan 2014-----Jul 2015

January --- July Filings



2,423 2014 2,236 2015

	Jan	Feb	Mar	Apr	May	Jun	<u>Jul</u>	Aug	Sep	Oct	Nov	Dec	Thru Jul	% Change	Trending	Total
2014	380	249	413	358	347	328	348	218	330	253	315	284	2,423			3,823
2015	364	294	407	320	290	285	276	-	-	-	-	-	2,236	-7.7%	▼	2,236

			Jan	Feb	Mar	Apr	May	Jun	<u>Jul</u>	Aug	Sep	Oct	Nov	Dec	Thru Jul	% Change	Trending	Total
Civil	Administrative Law	2014	-	2	-	-	1	-	1	-	-	-	-	-	4			4
		2015	-	-	-	1	-	-	-	-	-	-	-	-	1	-75.0%	▼	1
	Contested Divorce	2014	1	6	7	4	5	6	8	9	7	7	6	4	37			70
		2015	9	16	7	6	7	7	10	-	-	-	-	-	62	67.6%	▲	62
	Domestic and Family - Level 1	2014	13	1	5	6	4	4	5	10	7	1	1	14	38			71
		2015	2	6	5	1	1	4	6	-	-	-	-	-	25	-34.2%	▼	25
	Domestic and Family - Level 2	2014	1	1	-	2	3	1	2	3	3	1	2	2	10			21
		2015	-	3	1	-	1	3	1	-	-	-	-	-	9	-10.0%	▼	9
	General Civil - Level 1	2014	2	-	-	-	-	-	-	1	-	-	-	1	2			4
		2015	-	-	1	1	2	1	-	-	-	-	-	-	5	150.0%	▲	5
	General Civil - Level 2	2014	6	2	7	6	4	4	4	16	7	5	5	5	33			71
		2015	8	4	6	8	8	-	3	-	-	-	-	-	37	12.1%	▲	37
	General Civil - Level 3	2014	6	4	17	9	2	-	5	2	1	7	7	1	43			61
		2015	2	7	9	6	8	1	3	-	-	-	-	-	36	-16.3%	▼	36
	Probates/Wills and Trusts - Level 1	2014	1	-	-	-	-	-	-	-	-	-	-	-	1			1
		2015	-	-	1	1	1	-	-	-	-	-	-	-	3	200.0%	▲	3
	Probates/Wills and Trusts - Level 2	2014	1	2	3	1	1	-	-	2	2	1	-	2	8			15
		2015	1	1	3	1	3	1	5	-	-	-	-	-	15	87.5%	▲	15
Criminal	Uncontested Divorce	2014	16	14	23	12	10	13	18	19	8	14	14	15	106			176
		2015	7	22	24	19	15	18	21	-	-	-	-	-	126	18.9%	▲	126
	Misdemeanor	2014	36	39	35	54	46	44	53	30	28	41	55	37	307			498
		2015	46	18	64	38	34	37	30	-	-	-	-	-	267	-13.0%	▼	267
	Non-Capital Felonies and Related Matters	2014	139	56	122	72	175	66	132	52	166	59	92	59	762			1,190
		2015	147	58	138	105	114	43	70	-	-	-	-	-	675	-11.4%	▼	675
	Other Criminally Related Matters	2014	11	1	7	8	3	9	5	3	6	4	11	14	44			82
		2015	2	7	16	1	8	7	5	-	-	-	-	-	46	4.5%	▲	46
	Miscellaneous	2014	133	99	122	112	82	104	93	50	69	82	22	98	745			1,066
		2015	126	115	91	115	64	61	84	-	-	-	-	-	656	-11.9%	▼	656
Other	Other	2014	14	22	65	72	11	77	22	21	26	31	100	32	283			493
		2015	14	37	41	17	24	102	38	-	-	-	-	-	273	-3.5%	▼	273

Court: Patrick Circuit

Start/End Date: Jan-14 / Jul-15

2014 Average Month: 139

Jan-Jul 2014: 922

Filings Trending: Downward ▼

Circuit/Court ID: 21 221141


Type of Case: Filings

2015 Average Month:108

Jan-Jul 2015 : 756

Overall AVG. Month: 127

Monthly Filings Summary



January --- July Filings

922

2014

756

2015

	Jan	Feb	Mar	Apr	May	Jun	<u>Jul</u>	Aug	Sep	Oct	Nov	Dec	Thru Jul	% Change	Trending	Total
2014	161	97	191	182	87	73	131	121	225	151	101	146	922			1,666
2015	62	146	141	98	119	115	75	-	-	-	-	-	756	-18.0%	▼	756

			Jan	Feb	Mar	Apr	May	Jun	<u>Jul</u>	Aug	Sep	Oct	Nov	Dec	Thru Jul	% Change	Trending	Total
Civil	Administrative Law	2014	-	-	-	-	-	-	-	-	-	1	-	-	0			1
	Contested Divorce	2014	-	3	3	5	2	4	-	3	2	1	1	2	17	0.0%	↔	26
		2015	1	2	3	4	1	3	3	-	-	-	-	-	17	0.0%	↔	17
	Domestic and Family - Level 1	2014	-	2	-	10	6	2	-	-	-	-	3	3	20			26
		2015	1	5	-	-	1	1	1	-	-	-	-	-	9	-55.0%	▼	9
	Domestic and Family - Level 2	2014	-	-	-	1	-	1	-	2	-	-	-	1	2			5
		2015	-	1	-	2	1	1	2	-	-	-	-	-	7	250.0%	▲	7
	General Civil - Level 1	2014	-	-	-	-	-	-	-	-	-	1	-	1	0			2
		2015	1	1	-	2	-	-	-	-	-	-	-	-	4	0.0%	↔	4
	General Civil - Level 2	2014	1	-	-	3	2	2	-	4	-	-	1	5	8			18
		2015	5	-	1	-	-	2	2	-	-	-	-	-	10	25.0%	▲	10
	General Civil - Level 3	2014	1	-	-	2	3	-	-	2	1	4	3	2	6			18
		2015	4	2	-	4	1	3	2	-	-	-	-	-	16	166.7%	▲	16
	Probates/Wills and Trusts - Level 2	2014	-	-	-	-	-	-	-	1	-	1	-	-	0			2
		2015	-	-	-	-	-	-	1	-	-	-	-	-	1	0.0%	↔	1
	Protective Orders	2014	-	-	-	-	-	-	-	2	-	-	-	-	0			2
		2015	-	-	-	1	-	-	-	-	-	-	-	-	1	0.0%	↔	1
Criminal	Uncontested Divorce	2014	2	7	9	2	2	3	5	3	5	7	4	1	30			50
		2015	9	7	6	8	3	7	5	-	-	-	-	-	45	50.0%	▲	45
	Misdemeanor	2014	36	14	29	27	9	14	18	15	9	28	14	11	147			224
		2015	4	11	33	20	18	11	14	-	-	-	-	-	111	-24.5%	▼	111
	Non-Capital Felonies and Related Matters	2014	48	32	116	54	33	42	50	18	151	37	25	57	375			663
		2015	16	45	41	14	36	33	16	-	-	-	-	-	201	-46.4%	▼	201
Oth	Other Criminally Related Matters	2014	19	7	-	21	-	-	22	10	-	27	9	-	69			115
		2015	11	8	-	10	14	-	23	-	-	-	-	-	66	-4.3%	▼	66
	Miscellaneous	2014	54	32	34	57	30	5	36	61	57	44	41	63	248			514
		2015	10	64	57	33	44	54	6	-	-	-	-	-	268	8.1%	▲	268

Court: Martinsville Circuit

Start/End Date: Jan-14 / Jul-15

2014 Average Month: 105

Jan-Jul 2014: 700

Filings Trending: Upward ▲

Circuit/Court ID: 21 221690


Type of Case: Filings

2015 Average Month:164

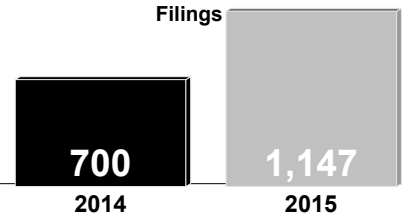
Jan-Jul 2015 : 1,147

Overall AVG. Month: 127

Monthly Filings Summary



January --- July Filings



	Jan	Feb	Mar	Apr	May	Jun	Jul	Aug	Sep	Oct	Nov	Dec	Thru Jul	% Change	Trending	Total
2014	104	82	126	83	104	112	89	78	107	134	163	78	700			1,260
2015	130	116	118	172	223	131	257	-	-	-	-	-	1,147	63.9%	▲	1,147

			Jan	Feb	Mar	Apr	May	Jun	Jul	Aug	Sep	Oct	Nov	Dec	Thru Jul	% Change	Trending	Total
Civil	Administrative Law	2014	-	-	-	1	-	-	-	1	-	-	-	-	1			2
		2015	-	-	-	-	-	-	1	-	-	-	-	-	1	0.0%	↔	1
	Contested Divorce	2014	1	-	1	1	2	-	2	1	-	1	-	2	7			11
		2015	2	4	4	3	3	-	3	-	-	-	-	-	19	171.4%	▲	19
	Domestic and Family - Level 1	2014	-	-	-	1	-	-	2	1	-	13	1	-	3			18
		2015	-	1	2	1	-	6	-	-	-	-	-	-	10	233.3%	▲	10
	Domestic and Family - Level 2	2014	-	-	-	-	-	-	-	-	-	-	2	-	0			2
		2015	-	1	-	-	-	-	-	-	-	-	-	-	1	0.0%	↔	1
	General Civil - Level 1	2014	-	-	-	-	1	-	-	-	1	-	-	-	1			2
		2015	3	-	1	-	-	-	1	-	-	-	-	-	5	400.0%	▲	5
	General Civil - Level 2	2014	2	1	9	1	3	2	1	1	6	1	1	5	19			33
		2015	3	2	2	5	1	2	2	-	-	-	-	-	17	-10.5%	▼	17
	General Civil - Level 3	2014	5	2	3	2	1	1	2	1	-	1	1	1	16			20
		2015	1	1	1	-	1	-	-	-	-	-	-	-	4	-75.0%	▼	4
Criminal	Probates/Wills and Trusts - Level 2	2014	1	1	-	1	-	-	1	-	-	-	1	-	4			5
		2015	1	-	-	1	1	2	2	-	-	-	-	-	7	75.0%	▲	7
	Uncontested Divorce	2014	-	2	3	3	1	3	1	1	1	1	3	1	13			20
		2015	2	5	10	11	5	6	9	-	-	-	-	-	48	269.2%	▲	48
	Misdemeanor	2014	20	8	8	20	15	26	6	12	31	30	34	14	103			224
		2015	23	12	17	27	22	17	100	-	-	-	-	-	218	111.7%	▲	218
	Non-Capital Felonies and Related Matters	2014	38	40	55	20	50	42	47	37	34	55	81	31	292			530
		2015	55	67	32	83	167	67	96	-	-	-	-	-	567	94.2%	▲	567
	Other Criminally Related Matters	2014	4	2	6	7	4	13	1	3	6	11	14	7	37			78
		2015	8	4	19	11	3	4	5	-	-	-	-	-	54	45.9%	▲	54
Other	Miscellaneous	2014	16	19	23	16	21	15	15	16	16	11	19	14	125			201
		2015	14	11	15	9	11	16	28	-	-	-	-	-	104	-16.8%	▼	104
	Other	2014	17	7	18	10	6	10	11	4	12	10	6	3	79			114
		2015	18	8	15	21	9	11	10	-	-	-	-	-	92	16.5%	▲	92

Court: Franklin County Circuit

Start/End Date: Jan-14 / Jul-15

2014 Average Month: 285

Jan-Jul 2014: 1,988

Filings Trending: Upward ▲

Circuit/Court ID: 22 222067


Type of Case: Filings

2015 Average Month:298

Jan-Jul 2015 : 2,087

Overall AVG. Month: 290

Monthly Filings Summary



Jan 2014-----Jul 2015

January --- July Filings

1,988

2014

2,087

2015

	Jan	Feb	Mar	Apr	May	Jun	Jul	Aug	Sep	Oct	Nov	Dec	Thru Jul	% Change	Trending	Total
2014	289	250	353	290	295	198	313	251	301	274	230	381	1,988			3,425
2015	286	219	416	307	355	268	236	-	-	-	-	-	2,087	5.0%	▲	2,087

			Jan	Feb	Mar	Apr	May	Jun	Jul	Aug	Sep	Oct	Nov	Dec	Thru Jul	% Change	Trending	Total
Civil	Administrative Law	2014	1	-	2	-	-	1	-	-	-	-	-	-	4			4
		2015	-	-	2	-	-	-	-	-	-	-	-	-	2	-50.0%	▼	2
	Contested Divorce	2014	4	18	7	9	6	5	8	8	5	3	7	8	57			88
		2015	5	7	10	8	5	9	5	-	-	-	-	-	49	-14.0%	▼	49
	Domestic and Family - Level 1	2014	17	7	5	2	6	3	9	1	11	8	9	12	49			90
		2015	12	10	13	6	6	10	5	-	-	-	-	-	62	26.5%	▲	62
	Domestic and Family - Level 2	2014	2	1	4	1	4	4	4	1	4	2	1	2	20			30
		2015	1	-	2	3	4	1	2	-	-	-	-	-	13	-35.0%	▼	13
	General Civil - Level 1	2014	1	-	1	-	1	1	-	-	-	-	-	-	4			4
		2015	-	-	1	-	1	-	-	-	-	-	-	-	2	-50.0%	▼	2
	General Civil - Level 2	2014	10	8	13	5	13	6	8	9	11	8	9	3	63			103
		2015	5	9	5	6	10	10	5	-	-	-	-	-	50	-20.6%	▼	50
	General Civil - Level 3	2014	16	6	4	6	5	14	13	11	5	6	7	6	64			99
		2015	2	5	3	4	10	10	13	-	-	-	-	-	47	-26.6%	▼	47
	Probates/Wills and Trusts - Level 1	2014	-	-	-	-	-	-	-	-	-	2	-	-	0			2
		2015	-	-	-	1	1	1	-	-	-	-	-	-	3	0.0%	↔	3
	Probates/Wills and Trusts - Level 2	2014	1	1	2	-	-	1	1	3	2	3	4	2	6			20
		2015	-	-	3	1	-	1	1	-	-	-	-	-	6	0.0%	↔	6
Criminal	Uncontested Divorce	2014	11	15	17	21	16	11	22	9	18	14	14	13	113			181
		2015	13	13	17	15	18	10	11	-	-	-	-	-	97	-14.2%	▼	97
	Capital Murder	2015	-	2	-	-	-	-	-	-	-	-	-	-	2			2
	Misdemeanor	2014	31	22	61	46	71	24	22	88	62	46	54	101	277			628
		2015	33	30	91	51	74	19	34	-	-	-	-	-	332	19.9%	▲	332
	Non-Capital Felonies and Related Matters	2014	58	60	109	97	84	62	122	65	80	87	48	161	592			1,033
		2015	112	56	151	100	140	128	62	-	-	-	-	-	749	26.5%	▲	749
	Other Criminally Related Matters	2014	3	3	2	4	5	2	2	2	2	1	4	5	21			35
		2015	1	3	5	1	3	1	8	-	-	-	-	-	22	4.8%	▲	22
Other	Miscellaneous	2014	131	109	126	98	82	63	101	54	100	92	72	68	710			1,096
		2015	102	84	112	109	81	67	90	-	-	-	-	-	645	-9.2%	▼	645
	Other	2014	3	-	-	1	2	1	1	-	1	2	1	-	8			12
		2015	-	-	1	2	2	1	-	-	-	-	-	-	6	-25.0%	▼	6

Court: Pittsylvania Circuit

Start/End Date: Jan-14 / Jul-15

2014 Average Month: 288

Jan-Jul 2014: 2,152

Filings Trending: Downward ▼

Circuit/Court ID: 22 222143

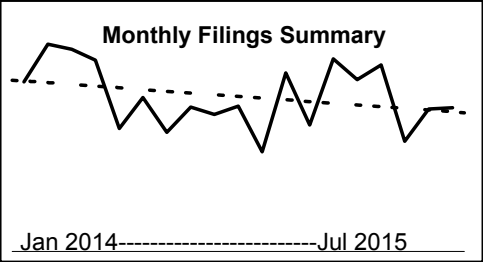
Type of Case: Filings

2015 Average Month:283

Jan-Jul 2015 : 1,980

Overall AVG. Month: 286

Monthly Filings Summary



January --- July Filings

2,152

2014

1,980

2015

	Jan	Feb	Mar	Apr	May	Jun	<u>Jul</u>	Aug	Sep	Oct	Nov	Dec	Thru Jul	% Change	Trending	Total
2014	313	382	373	353	227	284	220	266	253	268	184	329	2,152			3,452
2015	233	355	317	344	203	263	265	-	-	-	-	-	1,980	-8.0%	▼	1,980

			Jan	Feb	Mar	Apr	May	Jun	<u>Jul</u>	Aug	Sep	Oct	Nov	Dec	Thru Jul	% Change	Trending	<u>Total</u>
Civil	Administrative Law	2014	-	1	-	-	-	-	-	1	2	-	-	-	1			4
		2015	-	-			1	-	-	-	-	-	-	-	1	0.0%	↔	1
	Contested Divorce	2014	4	7	7	6	10	13	8	4	6	7	4	8	55			84
		2015	4	9	3	6	6	8	6	-	-	-	-	-	42	-23.6%	▼	42
	Domestic and Family - Level 1	2014	23	6	21	2	2	15	11	33	1	3	7	7	80			131
		2015	2	5	16	2	1	6	4	-	-	-	-	-	36	-55.0%	▼	36
	Domestic and Family - Level 2	2014	1	3	4	1	-	2	5	1	4	3	1	1	16			26
		2015	1	1	-	2	-	-	4	-	-	-	-	-	8	-50.0%	▼	8
	General Civil - Level 1	2014	1	-	-	1	-	-	-	1	-	-	-	1	2			4
		2015	-	3	1	-	-	-	-	-	-	-	-	-	4	100.0%	▲	4
	General Civil - Level 2	2014	7	6	3	7	5	2	8	7	2	4	3	-	38			54
		2015	4	11	5	8	4	6	7	-	-	-	-	-	45	18.4%	▲	45
	General Civil - Level 3	2014	4	12	3	1	3	2	2	1	5	1	4	1	27			39
		2015	1	18	6	1	2	8	10	-	-	-	-	-	46	70.4%	▲	46
Probates/Wills and Trusts	2014	1	-	-	-	-	-	-	-	-	-	-	-	1			1	
Probates/Wills and Trusts - Level 2	2014	-	2	-	-	2	3	2	1	1	2	1	-	9			14	
	2015	-	1	3	1	1	2	1	-	-	-	-	-	9	0.0%	↔	9	
Uncontested Divorce	2014	12	17	16	19	18	16	10	14	19	16	7	10	108			174	
	2015	8	18	14	13	14	10	16	-	-	-	-	-	93	-13.9%	▼	93	
Criminal	Misdemeanor	2014	14	25	21	31	9	30	16	26	13	17	14	40	146			256
		2015	13	42	18	48	16	31	19	-	-	-	-	-	187	28.1%	▲	187
	Non-Capital Felonies and Related Matters	2014	34	111	77	118	32	98	39	64	63	78	45	109	509			868
		2015	53	103	79	124	34	69	56	-	-	-	-	-	518	1.8%	▲	518
Other Criminally Related Matters	2014	-	2	2	3	1	2	4	4	3	1	6	5	14			33	
	2015	8	3	6	5	10	1	5	-	-	-	-	-	38	171.4%	▲	38	
Other	Miscellaneous	2014	181	163	190	140	124	72	94	84	108	104	82	121	964			1,463
		2015	111	101	138	103	91	91	113	-	-	-	-	-	748	-22.4%	▼	748
	Other	2014	31	27	29	24	21	29	21	25	26	32	10	26	182			301
		2015	28	40	28	31	23	31	24	-	-	-	-	205	12.6%	▲	205	

Court: Danville Circuit

Start/End Date: Jan-14 / Jul-15

2014 Average Month: 357

Jan-Jul 2014: 2,660

Filings Trending: Downward ▼

Circuit/Court ID: 22 222590


Type of Case: Filings

2015 Average Month:309

Jan-Jul 2015 : 2,163


Overall AVG. Month: 339

Monthly Filings Summary



Jan 2014-----Jul 2015

January --- July Filings



2,660 2014 2,163 2015

	Jan	Feb	Mar	Apr	May	Jun	<u>Jul</u>	Aug	Sep	Oct	Nov	Dec	Thru Jul	% Change	Trending	Total
2014	455	338	478	407	248	461	273	452	266	415	232	253	2,660			4,278
2015	232	264	373	399	259	369	267	-	-	-	-	-	2,163	-18.7%	▼	2,163

			Jan	Feb	Mar	Apr	May	Jun	<u>Jul</u>	Aug	Sep	Oct	Nov	Dec	Thru Jul	% Change	Trending	Total
Civil	Administrative Law	2014	-	-	1	-	-	-	2	-	2	-	1	-	3			6
	Contested Divorce	2014	4	2	7	4	6	1	2	1	4	4	2	2	26			39
		2015	4	3	8	7	2	3	6	-	-	-	-	-	33	26.9%	▲	33
	Domestic and Family - Level 1	2014	3	15	2	8	6	8	2	9	6	2	5	2	44			68
		2015	5	5	5	11	8	7	5	-	-	-	-	-	46	4.5%	▲	46
	Domestic and Family - Level 2	2014	6	3	4	6	2	2	3	-	3	3	1	1	26			34
		2015	3	1	3	3	9	6	3	-	-	-	-	-	28	7.7%	▲	28
	General Civil - Level 1	2014	-	-	1	1	-	-	1	1	-	-	-	-	3			4
		2015	-	-	-	1	1	-	-	-	-	-	-	-	2	-33.3%	▼	2
	General Civil - Level 2	2014	5	5	6	5	10	4	6	2	13	1	6	3	41			66
		2015	5	4	3	5	3	8	4	-	-	-	-	-	32	-22.0%	▼	32
	General Civil - Level 3	2014	6	3	2	5	3	7	8	16	14	9	7	1	34			81
		2015	7	8	3	2	6	5	11	-	-	-	-	-	42	23.5%	▲	42
	Probates/Wills and Trusts	2015	-	-	-	-	1	-	-	-	-	-	-	-	1			1
	Probates/Wills and Trusts - Level 2	2014	1	-	1	1	-	1	1	-	-	-	-	-	5			5
		2015	2	-	3	1	3	-	2	-	-	-	-	-	11	120.0%	▲	11
Criminal	Protective Orders	2014	-	-	-	-	1	-	-	-	-	-	-	-	1			1
		2015	1	-	-	-	-	1	2	-	-	-	-	-	4	300.0%	▲	4
	Uncontested Divorce	2014	6	11	14	10	10	8	6	8	7	4	5	3	65			92
		2015	6	11	10	10	8	6	10	-	-	-	-	-	61	-6.2%	▼	61
	Capital Murder	2014	1	-	-	-	-	-	-	-	-	1	1	-	1			3
	Misdemeanor	2014	67	97	88	144	48	128	49	111	56	132	65	73	621			1,058
Other		2015	41	85	58	140	34	160	52	-	-	-	-	-	570	-8.2%	▼	570
	Non-Capital Felonies and Related Matters	2014	290	113	268	169	121	234	134	262	124	206	110	123	1,329			2,154
		2015	111	92	214	166	148	124	117	-	-	-	-	-	972	-26.9%	▼	972
	Other Criminally Related Matters	2014	7	11	8	7	10	10	10	9	1	8	9	4	63			94
Other		2015	6	2	8	10	1	7	7	-	-	-	-	-	41	-34.9%	▼	41
	Miscellaneous	2014	59	78	76	47	31	58	49	33	36	45	20	39	398			571
		2015	41	53	58	43	35	42	48	-	-	-	-	-	320	-19.6%	▼	320
Other			2014	-	-	-	-	-	-	-	-	-	-	2	0			2

Court: Roanoke County Circuit

Start/End Date: Jan-14 / Jul-15

2014 Average Month: 382

Jan-Jul 2014: 2,704

Filings Trending: Downward ▼

Circuit/Court ID: 23 223161


Type of Case: Filings

2015 Average Month:360

Jan-Jul 2015 : 2,520


Overall AVG. Month: 374

Monthly Filings Summary



Jan 2014-----Jul 2015

January --- July Filings



2,704 2014 2,520 2015

	Jan	Feb	Mar	Apr	May	Jun	<u>Jul</u>	Aug	Sep	Oct	Nov	Dec	Thru Jul	% Change	Trending	Total
2014	376	427	382	395	356	408	360	425	331	480	308	339	2,704			4,587
2015	365	321	328	385	342	378	401	-	-	-	-	-	2,520	-6.8%	▼	2,520

			Jan	Feb	Mar	Apr	May	Jun	<u>Jul</u>	Aug	Sep	Oct	Nov	Dec	Thru Jul	% Change	Trending	Total
Civil	Administrative Law	2014	-	1	-	1	-	1	1	1	-	1	-	-	4			6
		2015	-	2	1	-	-	1	1	-	-	-	-	-	5	25.0%	▲	5
	Contested Divorce	2014	9	10	11	12	10	8	7	8	17	8	6	10	67			116
		2015	10	6	9	6	9	14	11	-	-	-	-	-	65	-3.0%	▼	65
	Domestic and Family - Level 1	2014	10	20	6	8	14	12	9	16	11	8	8	10	79			132
		2015	9	4	26	15	13	5	5	-	-	-	-	-	77	-2.5%	▼	77
	Domestic and Family - Level 2	2014	3	3	5	4	2	5	6	5	3	6	2	1	28			45
		2015	4	3	7	7	4	8	2	-	-	-	-	-	35	25.0%	▲	35
	General Civil - Level 1	2014	2	-	1	1	-	-	-	-	-	-	-	-	4			4
		2015	1	1	-	-	-	1	1	-	-	-	-	-	4	0.0%	↔	4
	General Civil - Level 2	2014	11	6	9	7	10	14	16	11	7	13	13	5	73			122
		2015	11	9	16	11	14	11	13	-	-	-	-	-	85	16.4%	▲	85
	General Civil - Level 3	2014	11	5	7	5	24	6	8	5	5	8	5	13	66			102
		2015	15	9	3	3	8	6	5	-	-	-	-	-	49	-25.8%	▼	49
	Probates/Wills and Trusts - Level 1	2014	-	1	1	-	-	-	-	1	-	1	-	1	2			5
		2015	2	-	-	-	1	-	-	-	-	-	-	-	3	50.0%	▲	3
	Probates/Wills and Trusts - Level 2	2014	1	8	3	5	15	5	5	5	8	7	3	5	42			70
		2015	9	6	7	3	13	1	4	-	-	-	-	-	43	2.4%	▲	43
	Protective Orders	2015	-	-	-	-	-	-	1	-	-	-	-	-	1			1
	Uncontested Divorce	2014	22	21	22	29	16	30	33	18	27	19	21	17	173			275
		2015	19	21	29	21	22	23	20	-	-	-	-	-	155	-10.4%	▼	155
Criminal	Capital Murder	2014	-	-	-	-	-	-	-	-	1	-	-	-	0			1
	Misdemeanor	2014	27	30	31	36	35	29	31	43	29	44	32	28	219	0.0%	↔	395
		2015	9	17	19	43	35	45	29	-	-	-	-	-	197	-10.0%	▼	197
	Non-Capital Felonies and Related Matters	2014	61	125	79	121	91	151	108	138	86	187	94	106	736			1,347
		2015	86	104	65	131	86	140	119	-	-	-	-	-	731	-0.7%	▼	731
	Other Criminally Related Matters	2014	8	11	7	8	10	8	10	17	14	9	11	6	62			119
		2015	4	4	9	9	15	18	17	-	-	-	-	-	76	22.6%	▲	76
Other	Miscellaneous	2014	210	183	198	156	129	139	126	157	122	166	112	136	1,141			1,834
		2015	185	134	137	136	122	103	171	-	-	-	-	-	988	-13.4%	▼	988
	Other	2014	1	3	2	2	-	-	-	-	1	3	1	1	8			14
		2015	1	1	-	-	-	2	2	-	-	-	-	-	6	-25.0%	▼	6

Court: Roanoke Circuit

Start/End Date: Jan-14 / Jul-15

2014 Average Month: 442

Jan-Jul 2014: 3,284

Filings Trending: Downward ▼

Circuit/Court ID: 23 223770


Type of Case: Filings

2015 Average Month: 424

Jan-Jul 2015 : 2,968

Overall AVG. Month: 436

Monthly Filings Summary



Jan 2014-----Jul 2015

January --- July Filings

3,284

2,968

2014

2015

	Jan	Feb	Mar	Apr	May	Jun	<u>Jul</u>	Aug	Sep	Oct	Nov	Dec	Thru Jul	% Change	Trending	Total
2014	522	402	497	459	439	452	513	412	485	427	291	409	3,284			5,308
2015	418	404	452	411	383	434	466	-	-	-	-	-	2,968	-9.6%	▼	2,968

			Jan	Feb	Mar	Apr	May	Jun	<u>Jul</u>	Aug	Sep	Oct	Nov	Dec	Thru Jul	% Change	Trending	Total
Civil	Administrative Law	2014	-	1	1	-	-	1	-	-	1	1	-	1	3			6
		2015	-	-	-	1	1	-	2	-	-	-	-	-	4	33.3%	▲	4
	Contested Divorce	2014	12	6	15	14	11	13	8	11	15	11	11	10	79			137
		2015	9	10	21	14	13	19	17	-	-	-	-	-	103	30.4%	▲	103
	Domestic and Family - Level 1	2014	25	16	15	25	17	15	25	9	7	13	11	9	138			187
		2015	2	11	9	25	11	18	11	-	-	-	-	-	87	-37.0%	▼	87
	Domestic and Family - Level 2	2014	1	5	5	2	3	3	4	4	10	3	4	3	23			47
		2015	5	2	4	2	3	3	-	-	-	-	-	-	19	-17.4%	▼	19
	General Civil - Level 1	2014	8	7	4	6	10	5	3	6	13	5	2	2	43			71
		2015	5	6	6	5	6	3	2	-	-	-	-	-	33	-23.3%	▼	33
	General Civil - Level 2	2014	19	23	34	24	35	13	24	26	26	18	13	17	172			272
		2015	29	12	20	13	24	26	24	-	-	-	-	-	148	-14.0%	▼	148
	General Civil - Level 3	2014	14	7	13	15	6	13	10	11	9	17	9	22	78			146
		2015	9	5	5	7	14	5	12	-	-	-	-	-	57	-26.9%	▼	57
	Probates/Wills and Trusts - Level 1	2014	-	-	-	1	-	-	-	-	-	-	-	-	1			1
		2015	-	1	-	1	-	1	1	-	-	-	-	-	4	300.0%	▲	4
	Probates/Wills and Trusts - Level 2	2014	4	2	1	4	4	1	3	3	4	4	1	4	19			35
		2015	-	7	1	3	4	4	3	-	-	-	-	-	22	15.8%	▲	22
Criminal	Uncontested Divorce	2014	26	20	33	25	23	27	29	26	25	20	21	16	183			291
		2015	27	19	35	24	24	25	36	-	-	-	-	-	190	3.8%	▲	190
	Misdemeanor	2014	44	24	48	40	31	40	53	32	36	36	32	42	280			458
		2015	30	27	21	26	22	45	29	-	-	-	-	-	200	-28.6%	▼	200
	Non-Capital Felonies and Related Matters	2014	180	164	189	160	180	182	211	158	190	198	93	153	1,266			2,058
		2015	150	164	191	147	124	173	161	-	-	-	-	-	1,110	-12.3%	▼	1,110
	Other Criminally Related Matters	2014	27	16	7	34	14	30	22	15	30	21	14	21	150			251
		2015	19	9	11	18	16	23	18	-	-	-	-	-	114	-24.0%	▼	114
	Miscellaneous	2014	156	109	128	108	96	102	117	109	117	78	72	106	816			1,298
		2015	128	129	125	125	116	84	121	-	-	-	-	-	828	1.5%	▲	828
Other	Other	2014	6	2	4	1	9	7	4	2	2	2	8	3	33			50
		2015	5	2	3	-	5	5	29	-	-	-	-	-	49	48.5%	▲	49

Court: Salem Circuit

Start/End Date: Jan-14 / Jul-15

2014 Average Month: 124

Jan-Jul 2014: 834

Filings Trending: Downward ▼

Circuit/Court ID: 23 223775

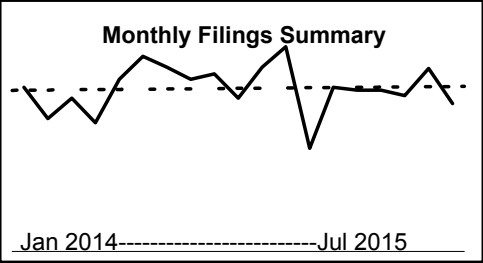
Type of Case: Filings

2015 Average Month:113

Jan-Jul 2015 : 794

Overall AVG. Month: 120

Monthly Filings Summary



January --- July Filings

834

2014

794

2015

	Jan	Feb	Mar	Apr	May	Jun	<u>Jul</u>	Aug	Sep	Oct	Nov	Dec	Thru Jul	% Change	Trending	Total
2014	121	98	113	95	127	144	136	127	131	113	136	151	834			1,492
2015	76	121	119	119	115	135	109	-	-	-	-	-	794	-4.8%	▼	794

			Jan	Feb	Mar	Apr	May	Jun	<u>Jul</u>	Aug	Sep	Oct	Nov	Dec	Thru Jul	% Change	Trending	Total
Civil	Administrative Law	2014	-	-	-	-	-	-	-	-	-	1	-	-	0			1
	Contested Divorce	2014	3	1	1	4	2	10	14	4	9	4	7	6	35	0.0%	↔	65
		2015	6	9	3	3	1	11	5	-	-	-	-	-	38	8.6%	▲	38
	Domestic and Family - Level 2	2014	1	-	-	-	-	-	1	1	-	1	-	3	2			7
		2015	-	1	3	2	1	-	-	-	-	-	-	-	7	250.0%	▲	7
	General Civil - Level 1	2014	-	2	-	2	-	-	-	2	-	-	-	2	4			8
		2015	1	-	1	2	-	-	2	-	-	-	-	-	6	50.0%	▲	6
	General Civil - Level 2	2014	7	9	3	4	7	3	7	5	8	8	5	5	40			71
		2015	4	6	3	6	2	9	4	-	-	-	-	-	34	-15.0%	▼	34
	General Civil - Level 3	2014	1	1	-	2	1	3	1	2	5	6	-	2	9			24
		2015	1	1	1	6	2	-	4	-	-	-	-	-	15	66.7%	▲	15
	Probates/Wills and Trusts - Level 2	2014	-	-	2	3	5	-	-	2	1	-	2	-	10			15
Criminal		2015	-	1	2	1	2	1	1	-	-	-	-	-	8	-20.0%	▼	8
	Uncontested Divorce	2014	1	8	4	10	4	5	7	13	5	6	3	5	39			71
		2015	-	5	5	13	4	4	8	-	-	-	-	-	39	0.0%	↔	39
	Misdemeanor	2014	6	1	12	6	12	3	9	14	17	9	6	7	49			102
		2015	1	6	10	7	14	8	2	-	-	-	-	-	48	-2.0%	▼	48
	Non-Capital Felonies and Related Matters	2014	55	26	49	28	60	87	62	41	48	44	69	51	367			620
Other		2015	19	48	41	42	63	77	61	-	-	-	-	-	351	-4.4%	▼	351
	Other Criminally Related Matters	2014	1	-	4	6	1	1	1	3	1	1	3	-	14			22
		2015	3	2	-	1	2	2	2	-	-	-	-	-	12	-14.3%	▼	12
	Miscellaneous	2014	46	50	38	30	35	32	34	40	37	33	41	68	265			484
			41	42	50	36	24	23	20	-	-	-	-	-	236	-10.9%	▼	236
			-	-	-	-	-	-	-	-	-	-	-	2	0			2

Court: Amherst Circuit

Start/End Date: Jan-14 / Jul-15

2014 Average Month: 176

Jan-Jul 2014: 1,241

Filings Trending: Downward ▼

Circuit/Court ID: 24 224009


Type of Case: Filings

2015 Average Month:159

Jan-Jul 2015 : 1,114

Overall AVG. Month: 170

Monthly Filings Summary



Jan 2014-----Jul 2015

January --- July Filings

1,241

2014

1,114

2015

	Jan	Feb	Mar	Apr	May	Jun	Jul	Aug	Sep	Oct	Nov	Dec	Thru Jul	% Change	Trending	Total
2014	174	200	198	163	221	174	111	264	156	167	92	189	1,241			2,109
2015	133	164	141	223	111	189	153	-	-	-	-	-	1,114	-10.2%	▼	1,114

			Jan	Feb	Mar	Apr	May	Jun	Jul	Aug	Sep	Oct	Nov	Dec	Thru Jul	% Change	Trending	Total
Civil	Administrative Law	2015	-	-	-	-	1	-	-	-	-	-	-	-	1			1
	Contested Divorce	2014	3	3	1	5	6	4	5	3	3	4	2	1	27			40
		2015	3	-	3	2	4	1	2	-	-	-	-	-	15	-44.4%	▼	15
	Domestic and Family - Lev	2014	-	2	1	4	1	-	1	1	-	-	-	-	9			10
	Domestic and Family - Level 2	2014	-	-	-	-	1	1	1	-	2	1	-	-	3			6
		2015	1	1	-	2	3	-	-	-	-	-	-	-	7	133.3%	▲	7
	General Civil - Level 1	2014	1	1	-	-	-	1	-	-	-	-	-	1	3			4
		2015	1	-	-	-	-	-	-	-	-	-	-	-	1	-66.7%	▼	1
	General Civil - Level 2	2014	7	2	4	2	6	5	2	3	2	4	4	1	28			42
		2015	2	4	9	6	5	4	6	-	-	-	-	-	36	28.6%	▲	36
	General Civil - Level 3	2014	13	2	4	3	-	2	9	2	-	3	4	1	33			43
		2015	7	2	2	2	2	-	-	-	-	-	-	-	15	-54.5%	▼	15
	Probates/Wills and Trusts - Level 1	2014	-	2	-	-	-	-	-	-	-	-	-	1	2			3
		2015	-	1	-	1	-	-	1	-	-	-	-	-	3	50.0%	▲	3
	Probates/Wills and Trusts - Level 2	2014	-	-	-	4	2	-	-	1	1	-	-	1	6			9
		2015	5	1	2	-	1	-	1	-	-	-	-	-	10	66.7%	▲	10
Criminal	Uncontested Divorce	2014	8	3	8	11	3	5	5	3	9	2	3	11	43			71
		2015	4	7	6	7	7	8	9	-	-	-	-	-	48	11.6%	▲	48
	Misdemeanor	2014	10	11	10	11	18	17	2	31	13	13	5	31	79			172
		2015	8	12	6	32	6	30	16	-	-	-	-	-	110	39.2%	▲	110
Other	Non-Capital Felonies and Related Matters	2014	13	68	56	41	99	67	20	136	57	61	18	67	364			703
		2015	30	62	14	89	18	71	23	-	-	-	-	-	307	-15.7%	▼	307
	Other Criminally Related Matters	2014	3	5	3	3	7	1	3	7	2	4	1	6	25			45
		2015	1	3	1	4	2	4	4	-	-	-	-	-	19	-24.0%	▼	19
Other	Miscellaneous	2014	92	85	94	69	61	53	51	58	54	59	37	46	505			759
		2015	55	52	77	60	41	47	65	-	-	-	-	-	397	-21.4%	▼	397
	Other	2014	24	16	17	10	17	18	12	19	13	16	18	22	114			202
		2015	16	19	21	18	21	24	26	-	-	-	-	-	145	27.2%	▲	145

Court: Bedford Circuit

Start/End Date: Jan-14 / Jul-15

2014 Average Month: 295

Jan-Jul 2014: 2,110

Filings Trending: Downward ▼

Circuit/Court ID: 24 224019

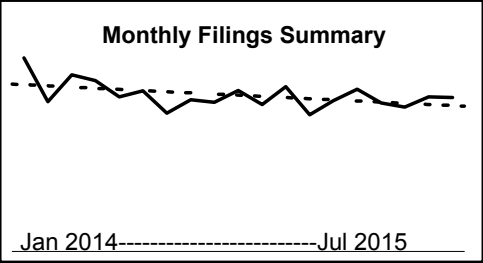
Type of Case: Filings

2015 Average Month:277

Jan-Jul 2015 : 1,938

Overall AVG. Month: 288

Monthly Filings Summary



January --- July Filings

2,110

2014

1,938

2015

	Jan	Feb	Mar	Apr	May	Jun	<u>Jul</u>	Aug	Sep	Oct	Nov	Dec	Thru Jul	% Change	Trending	Total
2014	357	276	326	315	285	296	255	280	275	297	271	304	2,110			3,537
2015	252	278	299	274	266	285	284	-	-	-	-	-	1,938	-8.2%	▼	1,938

			Jan	Feb	Mar	Apr	May	Jun	<u>Jul</u>	Aug	Sep	Oct	Nov	Dec	Thru Jul	% Change	Trending	Total
Civil	Administrative Law	2014	-	1	-	-	-	-	-	-	-	-	-	1	1			2
	Contested Divorce	2014	10	5	5	7	4	6	9	8	3	6	-	6	46			69
		2015	8	10	9	10	6	9	6	-	-	-	-	-	58	26.1%	▲	58
	Domestic and Family - Level 1	2014	2	3	9	11	3	10	4	12	5	21	26	15	42			121
		2015	8	7	11	6	3	9	13	-	-	-	-	-	57	35.7%	▲	57
	Domestic and Family - Level 2	2014	4	6	3	5	11	5	10	5	4	2	3	2	44			60
		2015	1	4	4	3	5	5	5	-	-	-	-	-	27	-38.6%	▼	27
	General Civil - Level 1	2014	-	-	1	1	-	-	-	-	1	-	-	-	2			3
		2015	-	-	1	-	-	1	-	-	-	-	-	-	2	0.0%	↔	2
	General Civil - Level 2	2014	9	10	12	6	6	12	7	9	5	7	3	12	62			98
		2015	11	9	14	6	11	17	6	-	-	-	-	-	74	19.4%	▲	74
	General Civil - Level 3	2014	9	7	10	6	4	2	4	6	2	4	3	5	42			62
		2015	6	8	4	2	5	2	3	-	-	-	-	-	30	-28.6%	▼	30
	Probates/Wills and Trusts - Level 1	2014	-	1	-	-	1	-	1	-	2	1	4	-	3			10
		2015	-	-	-	1	1	-	-	-	-	-	-	-	2	-33.3%	▼	2
	Probates/Wills and Trusts - Level 2	2014	3	1	2	3	-	1	-	1	2	1	-	2	10			16
		2015	7	4	3	2	1	5	4	-	-	-	-	-	26	160.0%	▲	26
Criminal	Uncontested Divorce	2014	14	12	20	24	8	13	15	15	19	16	8	14	106			178
		2015	11	20	27	20	19	16	16	-	-	-	-	-	129	21.7%	▲	129
	Misdemeanor	2014	13	10	13	9	25	16	13	17	24	6	11	20	99			177
		2015	9	15	11	8	16	10	17	-	-	-	-	-	86	-13.1%	▼	86
	Non-Capital Felonies and Related Matters	2014	50	20	61	53	69	92	62	45	56	61	81	74	407			724
		2015	31	48	54	47	35	46	53	-	-	-	-	-	314	-22.9%	▼	314
Other	Other Criminally Related Matters	2014	3	5	7	14	13	11	7	12	10	6	18	9	60			115
		2015	17	7	6	10	8	12	9	-	-	-	-	-	69	15.0%	▲	69
	Miscellaneous	2014	240	195	183	175	141	126	123	150	140	166	114	144	1,183			1,897
		2015	143	144	155	158	155	153	151	-	-	-	-	-	1,059	-10.5%	▼	1,059
	Other	2014	-	-	-	1	-	2	-	-	2	-	-	-	3			5
		2015	-	2	-	1	1	-	1	-	-	-	-	-	5	66.7%	▲	5

Court: Campbell Circuit

Start/End Date: Jan-14 / Jul-15

2014 Average Month: 253

Jan-Jul 2014: 1,817

Filings Trending: Downward ▼

Circuit/Court ID: 24 224031

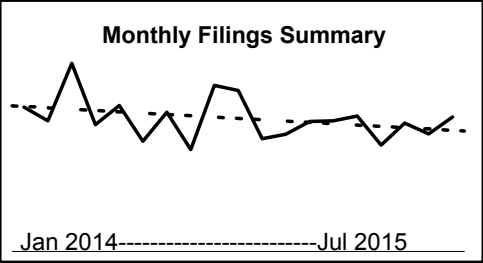
Type of Case: Filings

2015 Average Month:233

Jan-Jul 2015 : 1,629

Overall AVG. Month: 245

Monthly Filings Summary



January --- July Filings

1,817

2014

1,629

2015

	Jan	Feb	Mar	Apr	May	Jun	<u>Jul</u>	Aug	Sep	Oct	Nov	Dec	Thru Jul	% Change	Trending	Total
2014	266	241	347	234	269	203	257	188	306	297	208	216	1,817			3,032
2015	240	241	250	196	237	217	248	-	-	-	-	-	1,629	-10.3%	▼	1,629

			Jan	Feb	Mar	Apr	May	Jun	<u>Jul</u>	Aug	Sep	Oct	Nov	Dec	Thru Jul	% Change	Trending	Total
Civil	Administrative Law	2014	1	-	-	-	-	-	-	-	-	-	-	-	1			1
	Contested Divorce	2014	2	8	13	10	4	7	4	6	5	2	4	2	48			67
		2015	1	7	9	7	2	8	3	-	-	-	-	-	37	-22.9%	▼	37
	Domestic and Family - Level 1	2014	1	12	1	2	6	5	2	11	2	10	3	8	29			63
		2015	4	8	1	6	3	7	5	-	-	-	-	-	34	17.2%	▲	34
	Domestic and Family - Level 2	2014	1	2	1	2	8	6	2	3	8	4	4	6	22			47
		2015	1	3	3	5	1	5	4	-	-	-	-	-	22	0.0%	↔	22
	General Civil - Level 1	2014	-	-	2	-	-	-	1	1	1	2	-	-	3			7
		2015	-	-	-	-	1	-	-	-	-	-	-	-	1	-66.7%	▼	1
	General Civil - Level 2	2014	5	4	9	11	14	5	7	6	7	14	9	5	55			96
		2015	14	9	6	14	13	9	10	-	-	-	-	-	75	36.4%	▲	75
	General Civil - Level 3	2014	6	3	1	4	1	9	1	7	7	13	2	3	25			57
		2015	3	4	15	7	4	3	3	-	-	-	-	-	39	56.0%	▲	39
	Probates/Wills and Trusts - Level 1	2014	-	-	-	-	-	-	1	-	2	-	-	-	1			3
		2015	-	-	1	-	-	-	-	-	-	-	-	-	1	0.0%	↔	1
	Probates/Wills and Trusts - Level 2	2014	1	2	1	2	1	-	-	1	-	1	1	1	7			11
		2015	-	-	1	-	1	1	2	-	-	-	-	-	5	-28.6%	▼	5
Criminal	Protective Orders	2014	1	-	-	-	-	-	-	-	-	5	-	-	1			6
		2015	-	-	-	-	-	1	-	-	-	-	-	-	1	0.0%	↔	1
	Uncontested Divorce	2014	12	7	9	11	13	14	16	12	6	5	11	3	82			119
		2015	9	19	14	11	12	9	9	-	-	-	-	-	83	1.2%	▲	83
	Misdemeanor	2014	31	22	19	13	24	26	38	18	33	32	13	32	173			301
		2015	20	23	30	15	23	24	27	-	-	-	-	-	162	-6.4%	▼	162
Other	Non-Capital Felonies and Related Matters	2014	74	35	154	53	104	55	94	38	143	98	63	53	569			964
		2015	77	65	48	46	81	57	84	-	-	-	-	-	458	-19.5%	▼	458
	Other Criminally Related Matters	2014	7	7	3	1	4	-	8	5	5	6	1	4	30			51
		2015	5	2	4	3	3	12	5	-	-	-	-	-	34	13.3%	▲	34
	Miscellaneous	2014	124	139	134	124	90	75	79	79	87	102	97	98	765			1,228
		2015	105	101	116	81	92	81	93	-	-	-	-	-	669	-12.5%	▼	669
	Other	2014	-	-	-	1	-	1	4	1	-	3	-	1	6			11
		2015	1	-	2	1	1	-	3	-	-	-	-	-	8	33.3%	▲	8

Court: Nelson Circuit

Start/End Date: Jan-14 / Jul-15

2014 Average Month: 72

Jan-Jul 2014: 573

Filings Trending: Upward ▲

Circuit/Court ID: 24 224125

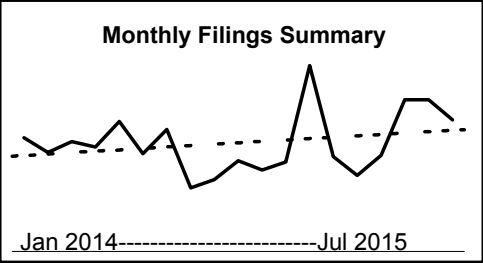
Type of Case: Filings

2015 Average Month:94

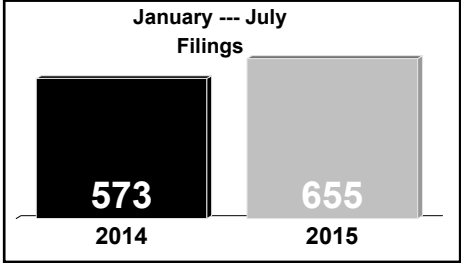
Jan-Jul 2015 : 655

Overall AVG. Month: 80

Monthly Filings Summary



January --- July Filings



	Jan	Feb	Mar	Apr	May	Jun	Jul	Aug	Sep	Oct	Nov	Dec	Thru Jul	% Change	Trending	Total
2014	84	73	81	77	96	72	90	47	53	67	60	66	573			866
2015	137	70	56	71	112	112	97	-	-	-	-	-	655	14.3%	▲	655

			Jan	Feb	Mar	Apr	May	Jun	Jul	Aug	Sep	Oct	Nov	Dec	Thru Jul	% Change	Trending	Total
Civil	Administrative Law	2014	-	-	-	-	1	-	-	-	-	-	1	-	1			2
	Contested Divorce	2014	5	-	1	-	-	2	1	1	-	1	1	1	9			13
		2015	-	2	3	4	5	3	1	-	-	-	-	-	18	100.0%	▲	18
	Domestic and Family - Level 1	2014	-	-	4	-	-	5	-	-	4	-	-	-	9			13
		2015	-	2	-	1	3	1	1	-	-	-	-	-	8	-11.1%	▼	8
	Domestic and Family - Level 2	2014	-	-	1	5	-	-	-	-	2	-	-	-	6			8
		2015	1	-	-	-	1	-	-	-	-	-	-	-	2	-66.7%	▼	2
	General Civil - Level 1	2014	1	-	-	-	-	-	-	1	-	-	-	1	1			3
		2015	-	1	2	-	-	-	-	-	-	-	-	-	3	200.0%	▲	3
	General Civil - Level 2	2014	3	1	-	2	1	2	2	2	-	-	1	21	11			35
		2015	50	2	5	2	3	29	9	-	-	-	-	-	100	809.1%	▲	100
	General Civil - Level 3	2014	12	9	3	15	1	1	7	4	2	2	1	1	48			58
		2015	15	10	1	1	-	2	2	-	-	-	-	-	31	-35.4%	▼	31
	Probates/Wills and Trusts	2014	-	-	-	-	-	-	-	-	-	-	1	-	0			1
Criminal	Probates/Wills and Trusts - Level 2	2014	1	-	-	1	1	-	1	3	-	-	-	-	4	0.0%	↔	7
		2015	-	-	-	-	1	1	-	-	-	-	-	-	2	-50.0%	▼	2
	Uncontested Divorce	2014	-	1	3	6	2	1	4	-	1	7	3	2	17			30
		2015	2	3	7	12	4	14	10	-	-	-	-	-	52	205.9%	▲	52
	Misdemeanor	2014	6	4	3	1	3	5	9	2	5	12	4	2	31			56
		2015	2	1	5	1	15	17	26	-	-	-	-	-	67	116.1%	▲	67
Other	Non-Capital Felonies and Related Matters	2014	20	12	24	14	56	14	28	18	12	8	15	13	168			234
		2015	19	21	6	13	53	10	22	-	-	-	-	-	144	-14.3%	▼	144
	Other Criminally Related Matters	2014	-	-	1	2	2	14	6	-	2	2	2	3	25			34
		2015	24	-	-	9	11	8	3	-	-	-	-	-	55	120.0%	▲	55
Other	Miscellaneous	2014	36	46	41	29	27	28	32	16	25	35	31	22	239			368
		2015	23	27	27	28	15	27	22	-	-	-	-	-	169	-29.3%	▼	169
	Other	2014	-	-	-	2	2	-	-	-	-	-	-	-	4			4
		2015	1	1	-	-	1	-	1	-	-	-	-	-	4	0.0%	↔	4

Court: Lynchburg Circuit

Start/End Date: Jan-14 / Jul-15

2014 Average Month: 365

Jan-Jul 2014: 2,521

Filings Trending: Downward ▼

Circuit/Court ID: 24 224680


Type of Case: Filings

2015 Average Month:336

Jan-Jul 2015 : 2,351


Overall AVG. Month: 354

Monthly Filings Summary



Jan 2014-----Jul 2015

January --- July Filings



2,521 2014 2,351 2015

	Jan	Feb	Mar	Apr	May	Jun	<u>Jul</u>	Aug	Sep	Oct	Nov	Dec	Thru Jul	% Change	Trending	Total
2014	494	350	310	408	343	242	374	360	298	385	353	457	2,521			4,374
2015	370	334	328	335	294	304	386	-	-	-	-	-	2,351	-6.7%	▼	2,351

			Jan	Feb	Mar	Apr	May	Jun	<u>Jul</u>	Aug	Sep	Oct	Nov	Dec	Thru Jul	% Change	Trending	Total
Civil	Administrative Law	2014	1	-	-	-	-	-	-	1	1	2	1	1	1			7
		2015	-	-	-	-	1	-	-	-	-	-	-	-	1	0.0%	↔	1
	Contested Divorce	2014	7	10	14	19	9	11	12	10	8	12	12	6	82			130
		2015	9	14	12	12	16	14	12	-	-	-	-	-	89	8.5%	▲	89
	Domestic and Family - Level 1	2014	66	8	11	24	12	7	27	17	8	7	3	32	155			222
		2015	6	16	16	42	32	11	5	-	-	-	-	-	128	-17.4%	▼	128
	Domestic and Family - Level 2	2014	-	3	5	1	1	1	-	4	-	8	9	8	11			40
		2015	4	5	3	4	2	1	1	-	-	-	-	-	20	81.8%	▲	20
	General Civil - Level 1	2014	1	2	1	-	6	1	3	4	6	3	1	-	14			28
		2015	4	2	2	1	1	3	4	-	-	-	-	-	17	21.4%	▲	17
	General Civil - Level 2	2014	14	13	23	12	17	10	8	5	12	15	9	18	97			156
		2015	9	14	11	16	13	11	10	-	-	-	-	-	84	-13.4%	▼	84
	General Civil - Level 3	2014	9	13	6	9	7	3	6	5	6	6	4	11	53			85
		2015	9	10	8	6	9	8	6	-	-	-	-	-	56	5.7%	▲	56
	Probates/Wills and Trusts - Level 1	2014	-	-	-	-	3	-	1	-	-	-	-	-	4			4
		2015	1	-	-	-	-	-	-	-	-	-	-	-	1	-75.0%	▼	1
	Probates/Wills and Trusts - Level 2	2014	1	2	4	2	3	4	3	3	2	5	2	6	19			37
		2015	3	-	2	3	3	1	1	-	-	-	-	-	13	-31.6%	▼	13
	Protective Orders	2015	-	-	-	-	-	1	-	-	-	-	-	-	1			1
	Uncontested Divorce	2014	35	33	30	28	19	22	21	23	33	17	25	21	188			307
		2015	21	22	24	24	24	24	22	-	-	-	-	-	161	-14.4%	▼	161
Criminal	Misdemeanor	2014	91	29	33	53	51	28	42	31	48	61	41	52	327			560
		2015	64	31	29	21	33	33	56	-	-	-	-	-	267	-18.3%	▼	267
	Non-Capital Felonies and Related Matters	2014	170	140	73	172	130	97	177	190	94	151	164	193	959			1,751
		2015	134	125	110	113	82	98	174	-	-	-	-	-	836	-12.8%	▼	836
Other	Other Criminally Related Matters	2014	10	5	4	7	6	11	7	2	11	14	9	14	50			100
		2015	3	15	7	9	9	15	8	-	-	-	-	-	66	32.0%	▲	66
	Miscellaneous	2014	85	91	102	74	78	40	66	63	67	83	72	93	536			914
		2015	100	77	97	82	67	80	85	-	-	-	-	-	588	9.7%	▲	588
	Other	2014	4	1	4	7	1	7	1	2	2	1	1	2	25			33
		2015	3	3	7	2	2	4	2	-	-	-	-	-	23	-8.0%	▼	23

Court: Alleghany Circuit

Start/End Date: Jan-14 / Jul-15

2014 Average Month: 143

Jan-Jul 2014: 1,025

Filings Trending: Upward ▲

Circuit/Court ID: 25 225005


Type of Case: Filings

2015 Average Month:177

Jan-Jul 2015 : 1,236


Overall AVG. Month: 155

Monthly Filings Summary



Jan 2014-----Jul 2015

January --- July Filings



1,025 2014 1,236 2015

			Jan	Feb	Mar	Apr	May	Jun	Jul	Aug	Sep	Oct	Nov	Dec	Thru Jul	% Change	Trending	Total
2014			112	98	134	256	89	107	229	110	128	301	72	80	1,025			1,716
2015			211	92	152	281	110	143	247	-	-	-	-	-	1,236	20.6%	▲	1,236

			Jan	Feb	Mar	Apr	May	Jun	Jul	Aug	Sep	Oct	Nov	Dec	Thru Jul	% Change	Trending	Total
Civil	Administrative Law	2014	-	-	-	-	1	-	-	-	-	-	-	-	1			1
		2015	-	-	-	-	-	-	1	-	-	-	-	-	1	0.0%	↔	1
	Contested Divorce	2014	2	3	7	4	4	2	2	-	-	1	3	-	24			28
		2015	1	4	7	1	6	2	1	-	-	-	-	-	22	-8.3%	▼	22
	Domestic and Family - Level 1	2014	-	1	1	-	-	-	1	-	1	-	1	1	3			6
		2015	-	1	4	1	-	2	-	-	-	-	-	-	8	166.7%	▲	8
	Domestic and Family - Level 2	2014	1	-	1	2	-	3	1	-	2	1	-	1	8			12
		2015	-	1	2	3	1	2	-	-	-	-	-	-	9	12.5%	▲	9
	General Civil - Level 1	2014	-	1	-	1	-	1	-	-	-	-	-	1	3			4
		2015	2	-	-	1	1	2	-	-	-	-	-	-	6	100.0%	▲	6
	General Civil - Level 2	2014	4	1	3	1	1	3	2	2	2	2	3	2	15			26
		2015	1	2	4	1	3	6	3	-	-	-	-	-	20	33.3%	▲	20
	General Civil - Level 3	2014	3	-	1	-	2	1	-	2	28	26	2	2	7			67
		2015	2	-	-	1	-	5	11	-	-	-	-	-	19	171.4%	▲	19
Criminal	Probates/Wills and Trusts	2014	-	-	-	-	-	-	-	1	1	-	-	-	0			2
	Probates/Wills and Trusts - Level 2	2014	1	1	1	1	-	-	-	3	1	1	2	3	4	0.0%	↔	14
		2015	1	1	-	2	2	-	-	-	-	-	-	-	6	50.0%	▲	6
	Uncontested Divorce	2014	5	1	11	5	11	7	6	11	6	9	6	1	46			79
		2015	1	6	7	3	6	8	7	-	-	-	-	-	38	-17.4%	▼	38
	Capital Murder	2014	-	-	-	2	-	-	-	-	-	-	-	-	2			2
Criminal	Misdemeanor	2014	10	8	9	8	4	9	21	5	10	10	7	6	69			107
		2015	29	9	28	14	8	15	20	-	-	-	-	-	123	78.3%	▲	123
	Non-Capital Felonies and Related Matters	2014	43	31	35	183	35	39	152	36	30	193	25	24	518			826
		2015	131	9	44	228	44	56	160	-	-	-	-	-	672	29.7%	▲	672
	Other Criminally Related Matters	2014	-	1	2	1	3	3	2	3	5	-	-	3	12			23
Other		2015	6	1	-	2	3	1	1	-	-	-	-	-	14	16.7%	▲	14
	Miscellaneous	2014	42	49	61	46	28	36	40	45	41	57	22	36	302			503
		2015	37	58	55	24	35	44	43	-	-	-	-	-	296	-2.0%	▼	296
	Other	2014	1	1	2	2	-	3	2	2	1	1	1	-	11			16
		2015	-	-	1	-	1	-	-	-	-	-	-	-	2	-81.8%	▼	2

Court: Augusta Circuit

Start/End Date: Jan-14 / Jul-15

2014 Average Month: 380

Jan-Jul 2014: 2,828

Filings Trending: Downward ▼

Circuit/Court ID: 25 225015

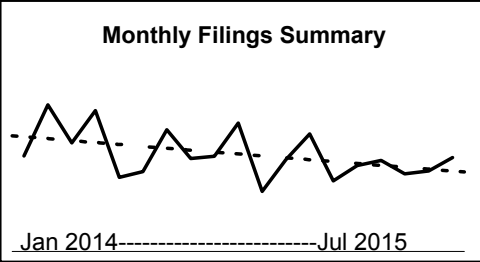
Type of Case: Filings

2015 Average Month:325

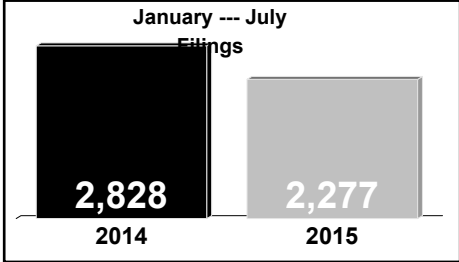
Jan-Jul 2015 : 2,277

Overall AVG. Month: 360

Monthly Filings Summary



January --- July Filings



			Jan	Feb	Mar	Apr	May	Jun	Jul	Aug	Sep	Oct	Nov	Dec	Thru Jul	% Change	Trending	Total
2014			352	541	400	519	273	294	449	343	351	474	221	338	2,828			4,555
2015			434	261	317	336	286	297	346	-	-	-	-	-	2,277	-19.5%	▼	2,277

			Jan	Feb	Mar	Apr	May	Jun	Jul	Aug	Sep	Oct	Nov	Dec	Thru Jul	% Change	Trending	Total
Civil	Administrative Law	2014	-	1	-	-	1	1	-	-	1	-	1	1	3			6
		2015	-	-	1	-	1	-	2	-	-	-	-	-	4	33.3%	▲	4
	Contested Divorce	2014	5	3	7	12	6	9	8	5	11	9	5	2	50			82
		2015	6	7	4	5	6	1	4	-	-	-	-	-	33	-34.0%	▼	33
	Domestic and Family - Level 1	2014	20	20	12	-	20	15	2	32	29	2	5	12	89			169
		2015	11	6	21	12	9	6	15	-	-	-	-	-	80	-10.1%	▼	80
	Domestic and Family - Level 2	2014	5	8	16	9	7	12	9	4	6	8	4	4	66			92
		2015	1	8	11	7	8	4	5	-	-	-	-	-	44	-33.3%	▼	44
	General Civil - Level 1	2014	-	1	1	1	3	-	2	-	-	-	-	-	8			8
		2015	-	-	-	-	1	-	-	-	-	-	-	-	1	-87.5%	▼	1
	General Civil - Level 2	2014	7	7	4	9	7	3	3	9	8	12	6	32	40			107
		2015	8	7	10	6	5	13	12	-	-	-	-	-	61	52.5%	▲	61
	General Civil - Level 3	2014	2	3	6	8	2	1	1	4	7	9	3	4	23			50
		2015	5	1	1	7	6	6	3	-	-	-	-	-	29	26.1%	▲	29
	Probates/Wills and Trusts - Level 1	2014	-	1	1	-	-	-	-	-	2	2	-	-	2			6
		2015	1	-	-	-	-	-	-	-	-	-	-	-	1	-50.0%	▼	1
	Probates/Wills and Trusts - Level 2	2014	1	-	-	-	-	3	2	2	-	1	1	1	6			11
		2015	1	1	-	-	1	-	-	-	-	-	-	-	3	-50.0%	▼	3
	Protective Orders	2014	-	-	-	-	-	-	-	-	1	-	-	-	0			1
Criminal	Uncontested Divorce	2014	11	17	10	24	11	17	11	11	19	7	16	13	101	0.0%	↔	167
		2015	12	12	15	15	15	8	16	-	-	-	-	-	93	-7.9%	▼	93
	Capital Murder	2014	1	-	-	-	-	-	-	-	1	-	-	-	1			2
		2015	1	-	-	-	-	-	-	-	-	-	-	-	1	0.0%	↔	1
	Misdemeanor	2014	7	9	8	7	4	8	21	8	14	13	7	8	64			114
		2015	17	9	8	17	3	6	19	-	-	-	-	-	79	23.4%	▲	79
	Non-Capital Felonies and Related Matters	2014	91	215	97	236	90	85	263	128	101	234	74	116	1,077			1,730
		2015	220	67	105	121	84	126	124	-	-	-	-	-	847	-21.4%	▼	847
	Other Criminally Related Matters	2014	2	1	2	3	3	2	3	6	8	1	3	1	16			35
		2015	1	2	1	3	4	2	-	-	-	-	-	-	13	-18.8%	▼	13
Other	Miscellaneous	2014	186	247	231	196	115	126	107	128	129	159	90	129	1,208			1,843
		2015	133	128	127	126	132	116	130	-	-	-	-	-	892	-26.2%	▼	892
	Other	2014	14	8	5	14	4	12	17	6	14	17	6	15	74			132
		2015	17	13	13	17	11	9	16	-	-	-	-	-	96	29.7%	▲	96

Court: Bath Circuit

Start/End Date: Jan-14 / Jul-15

2014 Average Month: 19

Jan-Jul 2014: 145

Filings Trending: Upward ▲

Circuit/Court ID: 25 225017

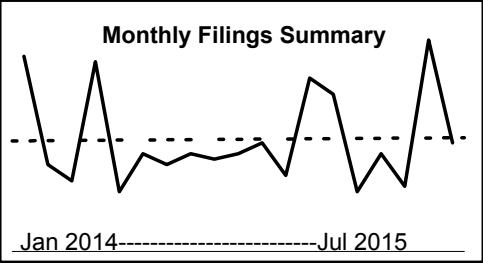
Type of Case: Filings

2015 Average Month:23

Jan-Jul 2015 : 161

Overall AVG. Month: 21

Monthly Filings Summary



January --- July Filings

145

2014

161

2015

	Jan	Feb	Mar	Apr	May	Jun	Jul	Aug	Sep	Oct	Nov	Dec	Thru Jul	% Change	Trending	Total
2014	36	16	13	35	11	18	16	18	17	18	20	14	145			232
2015	32	29	11	18	12	39	20	-	-	-	-	-	161	11.0%	▲	161

			Jan	Feb	Mar	Apr	May	Jun	Jul	Aug	Sep	Oct	Nov	Dec	Thru Jul	% Change	Trending	Total
Civil	Contested Divorce	2014	1	-	1	2	-	-	-	1	1	-	1	-	4			7
		2015	-	-	1	-	-	-	-	-	-	-	-	-	1	-75.0%	▼	1
	Domestic and Family - Lev	2014	1	1	-	-	-	-	-	-	-	-	-	-	2			2
	Domestic and Family - Lev	2014	-	-	-	-	-	-	-	-	1	-	-	-	0			1
	General Civil - Level 1	2014	1	-	-	-	-	1	-	-	-	-	-	-	2	0.0%	↔	2
	General Civil - Level 2	2014	-	-	-	-	1	1	-	1	-	2	-	1	2			6
		2015	-	-	1	1	-	1	-	-	-	-	-	-	3	50.0%	▲	3
	General Civil - Level 3	2014	1	-	-	-	1	-	-	-	-	1	-	1	2			4
		2015	-	1	-	1	-	-	1	-	-	-	-	-	3	50.0%	▲	3
	Probates/Wills and Trusts - Level 2	2014	-	-	-	-	-	-	-	-	1	-	-	-	0			1
Criminal		2015	1	-	-	1	-	-	-	-	-	-	-	-	2	0.0%	↔	2
	Uncontested Divorce	2014	-	3	-	-	1	-	-	1	2	3	5	1	4			16
		2015	3	1	-	2	3	1	-	-	-	-	-	-	10	150.0%	▲	10
	Misdemeanor	2014	5	-	1	9	-	-	-	-	1	-	-	-	15			16
		2015	-	-	-	3	-	3	2	-	-	-	-	-	8	-46.7%	▼	8
	Non-Capital Felonies and Related Matters	2014	10	-	-	6	1	8	2	3	3	1	2	1	27			37
		2015	22	-	-	3	-	24	2	-	-	-	-	-	51	88.9%	▲	51
	Other Criminally Related Matters	2014	-	-	1	-	-	-	-	-	-	-	-	-	1			1
		2015	1	-	-	-	-	1	-	-	-	-	-	-	2	100.0%	▲	2
	Miscellaneous	2014	17	12	10	18	7	8	14	12	8	11	12	10	86			139
Oth		2015	5	27	9	7	9	9	15	-	-	-	-	-	81	-5.8%	▼	81

Court: Botetourt Circuit

Start/End Date: Jan-14 / Jul-15

2014 Average Month: 174

Jan-Jul 2014: 1,126

Filings Trending: Steady ↔

Circuit/Court ID: 25 225023


Type of Case: Filings

2015 Average Month:160

Jan-Jul 2015 : 1,121

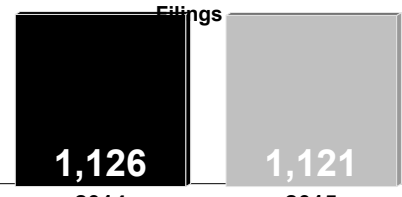
Overall AVG. Month: 169

Monthly Filings Summary



Jan 2014-----Jul 2015

January --- July Filings



1,126 1,121

2014 2015

	Jan	Feb	Mar	Apr	May	Jun	<u>Jul</u>	Aug	Sep	Oct	Nov	Dec	Thru Jul	% Change	Trending	Total
2014	197	116	214	132	155	190	122	286	149	154	111	257	1,126			2,083
2015	128	122	228	123	106	258	156	-	-	-	-	-	1,121	-0.4%	▼	1,121

			Jan	Feb	Mar	Apr	May	Jun	<u>Jul</u>	Aug	Sep	Oct	Nov	Dec	Thru Jul	% Change	Trending	Total
Civil	Administrative Law	2015	-	-	-	-	-	-	1	-	-	-	-	-	1			1
	Contested Divorce	2014	5	3	3	1	5	5	4	6	4	7	-	6	26			49
		2015	6	2	5	2	5	2	3	-	-	-	-	-	25	-3.8%	▼	25
	Domestic and Family - Level 1	2014	5	2	-	8	3	14	2	1	-	2	-	3	34			40
		2015	2	6	14	3	1	3	9	-	-	-	-	-	38	11.8%	▲	38
	Domestic and Family - Level 2	2014	-	-	2	1	-	-	-	-	1	-	1	-	3			5
		2015	-	-	3	-	2	1	1	-	-	-	-	-	7	133.3%	▲	7
	General Civil - Level 1	2014	-	1	1	-	-	1	-	-	2	-	1	1	3			7
		2015	1	-	-	-	1	-	-	-	-	-	-	-	2	-33.3%	▼	2
	General Civil - Level 2	2014	3	3	4	3	5	4	8	3	5	7	2	8	30			55
		2015	8	1	6	4	3	11	1	-	-	-	-	-	34	13.3%	▲	34
	General Civil - Level 3	2014	3	4	5	5	3	1	1	12	2	-	4	-	22			40
		2015	2	3	3	2	4	3	2	-	-	-	-	-	19	-13.6%	▼	19
	Probates/Wills and Trusts - Level 1	2014	-	-	-	-	2	-	1	1	-	-	-	-	3			4
		2015	1	-	-	-	-	-	-	-	-	-	-	-	1	-66.7%	▼	1
	Probates/Wills and Trusts - Level 2	2014	-	-	1	-	1	-	2	-	-	1	1	1	4			7
		2015	-	2	-	1	-	1	-	-	-	-	-	-	4	0.0%	↔	4
Criminal	Uncontested Divorce	2014	4	8	5	5	7	9	12	8	8	6	8	11	50			91
		2015	6	6	2	6	10	5	6	-	-	-	-	-	41	-18.0%	▼	41
	Misdemeanor	2014	12	6	18	12	15	17	16	19	16	23	12	51	96			217
		2015	17	12	24	9	13	32	8	-	-	-	-	-	115	19.8%	▲	115
	Non-Capital Felonies and Related Matters	2014	37	13	71	18	51	69	25	165	37	44	21	104	284			655
		2015	24	21	90	33	24	143	62	-	-	-	-	-	397	39.8%	▲	397
Oth	Other Criminally Related Matters	2014	6	1	5	3	4	5	6	5	10	4	7	7	30			63
		2015	5	11	4	5	6	1	2	-	-	-	-	-	34	13.3%	▲	34
	Miscellaneous	2014	122	75	99	76	59	65	45	66	64	60	54	65	541			850
		2015	56	58	77	58	37	56	61	-	-	-	-	-	403	-25.5%	▼	403

Court: Craig Circuit

Start/End Date: Jan-14 / Jul-15

2014 Average Month: 29

Jan-Jul 2014: 205

Filings Trending: Downward ▼

Circuit/Court ID: 25 225045


Type of Case: Filings

2015 Average Month:25

Jan-Jul 2015 : 172

Overall AVG. Month: 27

Monthly Filings Summary



Jan 2014-----Jul 2015

January --- July Filings

205

2014

172

2015

	Jan	Feb	Mar	Apr	May	Jun	<u>Jul</u>	Aug	Sep	Oct	Nov	Dec	Thru Jul	% Change	Trending	Total
2014	33	31	25	27	42	24	23	30	41	26	27	21	205			350
2015	23	24	19	31	25	31	19	-	-	-	-	-	172	-16.1%	▼	172

			Jan	Feb	Mar	Apr	May	Jun	<u>Jul</u>	Aug	Sep	Oct	Nov	Dec	Thru Jul	% Change	Trending	Total
Civil	Administrative Law	2014	-	-	-	-	-	-	-	1	-	-	-	-	0			1
	Contested Divorce	2014	-	-	1	1	-	-	-	-	1	-	-	1	2	0.0%	↔	4
		2015	-	-	1	2	-	1	-	-	-	-	-	-	4	100.0%	▲	4
	Domestic and Family - Level 1	2014	1	2	3	-	4	-	1	1	2	1	-	-	11			15
		2015	-	-	-	2	-	4	1	-	-	-	-	-	7	-36.4%	▼	7
	Domestic and Family - Lev	2014	-	-	-	-	1	-	-	-	-	-	1	-	1			2
	General Civil - Level 1	2014	-	-	-	-	-	2	-	-	-	-	-	-	2			2
	General Civil - Level 2	2014	1	1	-	1	3	-	1	1	-	1	-	1	7			10
		2015	-	-	1	-	-	1	1	-	-	-	-	-	3	-57.1%	▼	3
	General Civil - Level 3	2014	1	1	-	-	1	-	-	-	-	-	-	-	3			3
		2015	-	-	-	-	-	-	1	-	-	-	-	-	1	-66.7%	▼	1
	Probates/Wills and Trusts	2014	-	-	-	-	-	-	1	-	1	-	-	-	1			2
Criminal	Uncontested Divorce	2014	2	3	1	1	2	1	2	2	1	-	-	1	12			16
		2015	1	1	-	1	2	1	-	-	-	-	-	-	6	-50.0%	▼	6
	Misdemeanor	2014	2	1	1	-	4	4	1	-	4	4	-	2	13			23
		2015	1	2	-	7	1	3	1	-	-	-	-	-	15	15.4%	▲	15
	Non-Capital Felonies and Related Matters	2014	4	5	-	-	7	2	4	5	13	6	12	-	22			58
		2015	2	8	1	4	2	2	1	-	-	-	-	-	20	-9.1%	▼	20
Other	Other Criminally Related Matters	2014	-	-	-	-	-	-	-	1	-	-	-	-	0			1
		2015	-	-	-	-	-	1	-	-	-	-	-	-	1	0.0%	↔	1
	Miscellaneous	2014	22	18	19	24	20	14	13	19	19	14	14	16	130			212
		2015	19	13	16	15	20	18	14	-	-	-	-	-	115	-11.5%	▼	115
	Other	2014	-	-	-	-	-	1	-	-	-	-	-	-	1			1

Court: Highland Circuit

Start/End Date: Jan-14 / Jul-15

2014 Average Month: 10

Jan-Jul 2014: 78

Filings Trending: Upward ▲

Circuit/Court ID: 25 225091

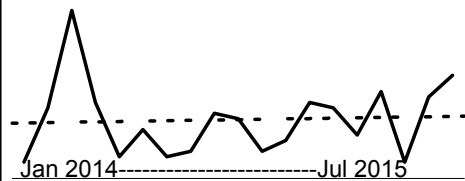
Type of Case: Filings

2015 Average Month:13

Jan-Jul 2015 : 88

Overall AVG. Month: 11

Monthly Filings Summary



January --- July Filings

78

2014

88

2015

	Jan	Feb	Mar	Apr	May	Jun	Jul	Aug	Sep	Oct	Nov	Dec	Thru Jul	% Change	Trending	Total
2014	3	13	31	14	4	9	4	5	12	11	5	7	78			118
2015	14	13	8	16	3	15	19	-	-	-	-	-	88	12.8%	▲	88

			Jan	Feb	Mar	Apr	May	Jun	Jul	Aug	Sep	Oct	Nov	Dec	Thru Jul	% Change	Trending	Total
Civil	Contested Divorce	2014	-	1	1	-	-	-	-	-	-	1	-	-	2			3
		2015	1	-	-	-	-	-	-	-	-	-	-	-	1	-50.0%	▼	1
	Domestic and Family - Lev	2015	-	-	-	1	-	-	-	-	-	-	-	-	1			1
		2015	-	-	1	-	-	-	-	-	-	-	-	-	1			1
	General Civil - Level 2	2014	-	-	-	-	1	-	-	-	-	-	-	4	1			5
		2015	2	-	-	-	-	1	7	-	-	-	-	-	10	900.0%	▲	10
	General Civil - Level 3	2014	-	-	-	-	-	-	1	-	-	-	-	-	1			1
		2015	-	-	-	-	-	1	-	-	-	-	-	-	1	0.0%	↔	1
	Probates/Wills and Trusts	2014	-	-	-	-	1	-	-	-	-	-	-	-	1			1
Criminal	Uncontested Divorce	2014	1	-	-	1	-	-	-	-	-	1	-	-	2			3
		2015	1	-	-	1	1	-	1	-	-	-	-	-	4	100.0%	▲	4
	Misdemeanor	2014	-	-	-	-	-	1	-	-	-	2	-	-	1			3
		2015	-	-	-	4	-	-	1	-	-	-	-	-	5	400.0%	▲	5
	Non-Capital Felonies and Related Matters	2014	1	-	19	9	-	1	-	-	4	1	-	-	30			35
		2015	2	-	-	2	-	2	-	-	-	-	-	-	6	-80.0%	▼	6
	Other Criminally Related M	2015	-	-	-	1	-	-	-	-	-	-	-	-	1			1
		2015	-	-	-	1	-	-	-	-	-	-	-	-	1			1
	Miscellaneous	2014	1	12	11	4	2	7	3	5	8	6	5	3	40			67
Oth		2015	8	13	7	7	2	11	10	-	-	-	-	-	58	45.0%	▲	58

Court: Rockbridge Circuit

Start/End Date: Jan-14 / Jul-15

2014 Average Month: 174

Jan-Jul 2014: 1,354

Filings Trending: Downward ▼

Circuit/Court ID: 25 225163


Type of Case: Filings

2015 Average Month:142

Jan-Jul 2015 : 991

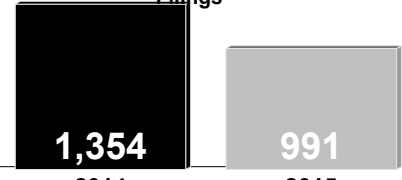
Overall AVG. Month: 162

Monthly Filings Summary



Jan 2014-----Jul 2015

January --- July Filings



1,354 2014 991 2015

	Jan	Feb	Mar	Apr	May	Jun	<u>Jul</u>	Aug	Sep	Oct	Nov	Dec	Thru Jul	% Change	Trending	Total
2014	109	175	234	148	187	239	262	137	142	139	145	174	1,354			2,091
2015	102	159	139	150	153	138	150	-	-	-	-	-	991	-26.8%	▼	991

			Jan	Feb	Mar	Apr	May	Jun	<u>Jul</u>	Aug	Sep	Oct	Nov	Dec	Thru Jul	% Change	Trending	<u>Total</u>
Civil	Administrative Law	2014	-	-	-	1	-	-	-	-	-	-	-	-	1			1
		2015	-	-	-	-	1	-	-	-	-	-	-	-	1	0.0%	↔	1
	Contested Divorce	2014	4	3	1	-	1	2	5	3	-	4	2	3	16			28
		2015	3	3	5	5	5	8	-	-	-	-	-	-	29	81.3%	▲	29
	Domestic and Family - Level 1	2014	-	1	1	4	2	-	3	-	1	1	2	8	11			23
		2015	2	-	3	-	3	5	2	-	-	-	-	-	15	36.4%	▲	15
	Domestic and Family - Level 2	2014	1	1	-	-	1	-	2	1	-	-	1	-	5			7
		2015	-	-	1	3	-	1	1	-	-	-	-	-	6	20.0%	▲	6
	General Civil - Level 1	2014	-	1	1	-	-	-	-	-	-	-	-	-	2			2
		2015	-	1	-	-	1	-	1	-	-	-	-	-	3	50.0%	▲	3
	General Civil - Level 2	2014	7	2	6	5	5	9	6	4	5	1	3	2	40			55
		2015	4	6	5	3	3	3	3	-	-	-	-	-	27	-32.5%	▼	27
	General Civil - Level 3	2014	2	4	6	-	6	3	2	1	6	1	1	2	23			34
		2015	2	-	2	3	4	4	5	-	-	-	-	-	20	-13.0%	▼	20
Probates/Wills and Trusts	2014	-	-	1	-	-	-	-	-	1	-	-	-	1			2	
Probates/Wills and Trusts - Level 2	2014	1	1	-	-	1	2	-	1	2	-	-	1	5			9	
	2015	1	1	-	-	1	1	1	-	-	-	-	-	5	0.0%	↔	5	
Uncontested Divorce	2014	4	4	6	10	7	7	8	5	10	2	3	2	46			68	
	2015	6	6	7	4	5	7	2	-	-	-	-	-	37	-19.6%	▼	37	
Criminal	Misdemeanor	2014	13	20	19	16	39	32	29	17	14	14	23	19	168			255
		2015	13	28	19	30	21	25	17	-	-	-	-	-	153	-8.9%	▼	153
	Non-Capital Felonies and Related Matters	2014	36	77	91	38	68	126	141	51	46	61	49	98	577			882
		2015	17	57	34	43	71	48	53	-	-	-	-	-	323	-44.0%	▼	323
Other Criminally Related Matters	2014	-	3	9	4	7	5	5	3	4	2	5	2	33			49	
	2015	4	6	6	2	5	3	10	-	-	-	-	-	36	9.1%	▲	36	
Other	Miscellaneous	2014	41	58	93	70	48	52	60	51	52	51	56	36	422			668
		2015	50	50	55	57	33	33	55	-	-	-	-	-	333	-21.1%	▼	333
	Other	2014	-	-	-	-	2	1	1	-	1	2	-	1	4			8
		2015	-	1	2	-	-	-	-	-	-	-	-	3	-25.0%	▼	3	

Court: Buena Vista Circuit

Start/End Date: Jan-14 / Jul-15

2014 Average Month: 40

Jan-Jul 2014: 357

Filings Trending: Downward ▼

Circuit/Court ID: 25 225530

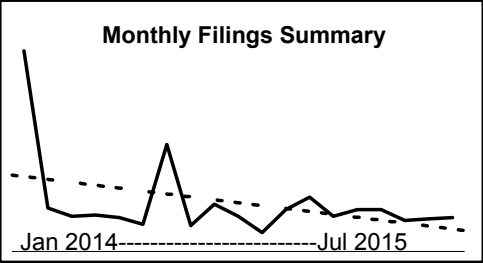
Type of Case: Filings

2015 Average Month:29

Jan-Jul 2015 : 200

Overall AVG. Month: 36

Monthly Filings Summary



January --- July Filings

357

2014

200

2015

	Jan	Feb	Mar	Apr	May	Jun	Jul	Aug	Sep	Oct	Nov	Dec	Thru Jul	% Change	Trending	Total
2014	148	32	26	27	25	20	79	19	35	26	14	31	357			482
2015	40	26	31	31	23	24	25	-	-	-	-	-	200	-44.0%	▼	200

			Jan	Feb	Mar	Apr	May	Jun	<u>Jul</u>	Aug	Sep	Oct	Nov	Dec	Thru Jul	% Change	Trending	<u>Total</u>	
Civil	Contested Divorce	2014	-	-	2	1	3	2	-	-	1	-	-	-	8			9	
		2015	1	3	1	3	2	-	1	-	-	-	-	-	11	37.5%	▲	11	
	Domestic and Family - Level 1	2014	1	-	-	3	-	-	-	-	3	-	-	-	4			7	
		2015	-	-	1	-	1	-	2	-	-	-	-	-	4	0.0%	↔	4	
	Domestic and Family - Level 2	2014	-	-	1	-	-	-	-	-	-	2	-	-	1			3	
		2015	-	-	-	1	1	-	-	-	-	-	-	-	2	100.0%	▲	2	
	General Civil - Level 1	2015	-	1	-	-	-	-	-	-	-	-	-	-	1			1	
	General Civil - Level 2	2014	-	-	-	-	-	1	1	2	2	-	2	1	2			9	
		2015	-	-	-	-	1	1	-	-	-	-	-	-	2	0.0%	↔	2	
	General Civil - Level 3	2014	-	-	-	-	-	1	1	1	-	-	1	-	2			3	
		2015	-	1	-	-	-	1	1	-	-	-	-	-	2	0.0%	↔	2	
	Probates/Wills and Trusts - Level 2	2014	1	1	-	-	1	-	-	-	-	-	-	-	1	3			4
		2015	1	1	3	-	-	-	-	-	-	-	-	-	-	5	66.7%	▲	5
	Uncontested Divorce	2014	-	-	3	3	3	2	2	1	1	2	-	3	13			20	
2015		2	-	1	1	-	3	-	-	-	-	-	-	7	-46.2%	▼	7		
Criminal	Misdemeanor	2014	2	5	2	2	5	5	8	1	1	-	6	8	29			45	
		2015	1	5	3	10	8	1	4	-	-	-	-	-	32	10.3%	▲	32	
	Non-Capital Felonies and Related Matters	2014	132	9	8	10	6	6	62	8	21	10	1	14	233			287	
		2015	31	4	15	5	1	12	10	-	-	-	-	-	78	-66.5%	▼	78	
Other	Other Criminally Related Matters	2014	2	2	1	1	1	-	-	-	-	1	1	1	7			10	
		2015	-	-	-	3	2	-	-	-	-	-	-	-	5	-28.6%	▼	5	
	Miscellaneous	2014	10	15	9	7	6	3	5	7	6	10	4	3	55			85	
		2015	4	11	7	8	6	6	8	-	-	-	-	-	50	-9.1%	▼	50	
Other	2015	-	-	-	-	1	-	-	-	-	-	-	-	1			1		

Court: Staunton Circuit

Start/End Date: Jan-14 / Jul-15

2014 Average Month: 137

Jan-Jul 2014: 966

Filings Trending: Downward ▼

Circuit/Court ID: 25 225790

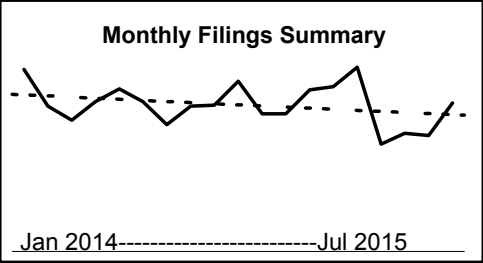
Type of Case: Filings

2015 Average Month:132

Jan-Jul 2015 : 923

Overall AVG. Month: 135

Monthly Filings Summary



January --- July Filings

966

2014

923

2015

	Jan	Feb	Mar	Apr	May	Jun	<u>Jul</u>	Aug	Sep	Oct	Nov	Dec	Thru Jul	% Change	Trending	Total
2014	168	134	121	138	150	138	117	134	135	157	127	127	966			1,646
2015	149	152	170	99	109	107	137	-	-	-	-	-	923	-4.5%	▼	923

			Jan	Feb	Mar	Apr	May	Jun	<u>Jul</u>	Aug	Sep	Oct	Nov	Dec	Thru Jul	% Change	Trending	Total
Civil	Administrative Law	2015	-	-	-	1	-	-	-	-	-	-	-	-	1			1
	Contested Divorce	2014	1	2	1	1	-	2	4	2	3	2	2	-	11			20
		2015	3	2	1	1	1	3	2	-	-	-	-	-	13	18.2%	▲	13
	Domestic and Family - Level 1	2014	5	1	3	3	4	3	-	2	11	6	9	6	19			53
		2015	-	1	15	1	-	5	2	-	-	-	-	-	24	26.3%	▲	24
	Domestic and Family - Level 2	2014	-	-	2	1	4	5	11	6	7	6	7	7	23			56
		2015	8	12	6	5	1	10	12	-	-	-	-	-	54	134.8%	▲	54
	General Civil - Level 1	2014	-	-	1	-	-	-	1	-	-	1	-	-	2			3
		2015	-	-	1	-	-	-	-	-	-	-	-	-	1	-50.0%	▼	1
	General Civil - Level 2	2014	-	1	-	2	1	-	5	2	1	2	2	-	9			16
		2015	3	1	3	3	2	3	-	-	-	-	-	-	15	66.7%	▲	15
	General Civil - Level 3	2014	11	5	7	8	5	2	4	4	6	-	-	2	42			54
		2015	2	-	3	3	3	3	2	-	-	-	-	-	16	-61.9%	▼	16
	Probates/Wills and Trusts - Level 2	2014	1	-	-	-	1	-	1	-	-	1	-	3	3			7
		2015	1	-	-	-	1	2	2	-	-	-	-	-	6	100.0%	▲	6
Criminal	Protective Orders	2014	-	-	-	-	-	-	-	-	-	2	-	-	0			2
	Uncontested Divorce	2014	4	6	6	7	7	1	3	5	5	6	7	1	34	0.0%	↔	58
		2015	3	6	7	3	9	8	4	-	-	-	-	-	40	17.6%	▲	40
	Misdemeanor	2014	25	11	5	13	13	24	17	3	7	5	9	6	108			138
		2015	10	12	16	10	5	1	10	-	-	-	-	-	64	-40.7%	▼	64
Criminal	Non-Capital Felonies and Related Matters	2014	80	57	42	58	63	62	39	74	64	95	46	59	401			739
		2015	80	72	74	39	54	45	56	-	-	-	-	-	420	4.7%	▲	420
	Other Criminally Related Matters	2014	2	4	2	3	22	12	9	4	1	-	8	8	54			75
Other		2015	-	3	9	1	9	5	2	-	-	-	-	-	29	-46.3%	▼	29
	Miscellaneous	2014	31	43	46	31	26	26	20	28	26	26	31	30	223			364
		2015	35	36	32	25	22	19	34	-	-	-	-	-	203	-9.0%	▼	203
Other	Other	2014	8	4	6	11	4	1	3	4	4	5	6	5	37			61
		2015	4	7	3	7	2	3	11	-	-	-	-	-	37	0.0%	↔	37

Court: Waynesboro Circuit

Start/End Date: Jan-14 / Jul-15

2014 Average Month: 166

Jan-Jul 2014: 1,202

Filings Trending: Downward ▼

Circuit/Court ID: 25 225820


Type of Case: Filings

2015 Average Month:152

Jan-Jul 2015 : 1,067


Overall AVG. Month: 161

Monthly Filings Summary



Jan 2014-----Jul 2015

January --- July Filings



1,202 1,067

2014 2015

	Jan	Feb	Mar	Apr	May	Jun	Jul	Aug	Sep	Oct	Nov	Dec	Thru Jul	% Change	Trending	Total
2014	193	145	234	167	149	147	167	138	170	170	132	176	1,202			1,988
2015	193	141	159	167	148	108	151	-	-	-	-	-	1,067	-11.2%	▼	1,067

			Jan	Feb	Mar	Apr	May	Jun	Jul	Aug	Sep	Oct	Nov	Dec	Thru Jul	% Change	Trending	Total
Civil	Administrative Law	2014	-	-	-	-	-	-	-	-	1	-	-	-	0			1
	Contested Divorce	2014	9	5	16	11	10	3	5	12	11	15	8	8	59	0.0%	↔	113
		2015	10	10	20	8	9	6	9	-	-	-	-	-	72	22.0%	▲	72
	Domestic and Family - Level 1	2014	2	-	1	15	11	8	8	9	29	5	12	12	45			112
		2015	3	3	5	2	7	1	6	-	-	-	-	-	27	-40.0%	▼	27
	Domestic and Family - Level 2	2014	-	1	-	-	4	1	-	3	3	-	-	-	6			12
		2015	-	-	1	2	2	2	2	-	-	-	-	-	9	50.0%	▲	9
	General Civil - Level 1	2014	-	-	-	1	1	-	1	-	-	-	-	-	3			3
	General Civil - Level 2	2014	1	2	2	5	1	1	2	1	8	2	-	2	14			27
		2015	2	4	5	1	2	1	-	-	-	-	-	-	15	7.1%	▲	15
	General Civil - Level 3	2014	-	7	1	2	5	1	2	1	1	2	-	-	18			22
		2015	1	-	-	2	-	2	1	-	-	-	-	-	6	-66.7%	▼	6
	Probates/Wills and Trusts	2015	1	-	1	-	-	-	-	-	-	-	-	-	2			2
	Probates/Wills and Trusts - Level 2	2014	1	1	-	-	-	-	-	2	-	-	-	-	2			4
		2015	-	1	1	1	-	1	-	-	-	-	-	-	4	100.0%	▲	4
Criminal	Uncontested Divorce	2014	20	17	39	27	19	20	24	20	18	29	16	25	166			274
		2015	24	24	27	18	13	20	20	-	-	-	-	-	146	-12.0%	▼	146
	Misdemeanor	2014	12	6	6	9	9	3	11	12	4	12	13	8	56			105
		2015	10	6	14	6	11	6	16	-	-	-	-	-	69	23.2%	▲	69
Other	Non-Capital Felonies and Related Matters	2014	77	29	42	37	43	43	61	34	24	38	33	57	332			518
		2015	66	18	18	69	56	13	37	-	-	-	-	-	277	-16.6%	▼	277
	Other Criminally Related Matters	2014	-	1	3	3	-	1	-	2	2	-	1	1	8			14
		2015	-	-	1	6	1	4	3	-	-	-	-	-	15	87.5%	▲	15
Other	Miscellaneous	2014	25	47	54	26	12	25	23	17	34	40	15	31	212			349
		2015	35	25	23	26	23	29	28	-	-	-	-	-	189	-10.8%	▼	189
	Other	2014	46	29	70	31	34	41	30	25	35	27	34	32	281			434
		2015	41	50	43	26	24	23	29	-	-	-	-	-	236	-16.0%	▼	236

Court: Clarke Circuit

Start/End Date: Jan-14 / Jul-15

2014 Average Month: 69

Jan-Jul 2014: 506

Filings Trending: Downward ▼

Circuit/Court ID: 26 226043


Type of Case: Filings

2015 Average Month:51

Jan-Jul 2015 : 356


Overall AVG. Month: 62

Monthly Filings Summary



Jan 2014-----Jul 2015

January --- July Filings



506 356

2014 2015

	Jan	Feb	Mar	Apr	May	Jun	<u>Jul</u>	Aug	Sep	Oct	Nov	Dec	Thru Jul	% Change	Trending	Total
2014	71	68	59	95	58	54	101	62	50	108	50	46	506			822
2015	29	53	45	78	42	42	67	-	-	-	-	-	356	-29.6%	▼	356

			Jan	Feb	Mar	Apr	May	Jun	<u>Jul</u>	Aug	Sep	Oct	Nov	Dec	Thru Jul	% Change	Trending	Total
Civil	Contested Divorce	2014	3	1	1	1	1	4	1	2	-	1	-	-	12			15
		2015	3	2	1	-	2	-	1	-	-	-	-	-	9	-25.0%	▼	9
	Domestic and Family - Level 1	2014	-	1	-	2	1	1	1	-	2	1	5	-	6			14
		2015	-	-	1	-	1	-	-	-	-	-	-	-	2	-66.7%	▼	2
	Domestic and Family - Level 2	2014	2	1	-	1	1	-	1	-	-	1	-	-	6			7
		2015	-	-	1	2	-	-	1	-	-	-	-	-	4	-33.3%	▼	4
	General Civil - Level 1	2014	-	-	-	-	-	-	-	2	-	-	-	1	0			3
		2015	-	-	-	-	-	-	1	-	-	-	-	-	1	0.0%	↔	1
	General Civil - Level 2	2014	1	-	-	3	3	-	1	-	4	2	-	-	8			14
		2015	1	2	1	6	2	-	1	-	-	-	-	-	13	62.5%	▲	13
	General Civil - Level 3	2014	-	2	2	1	2	3	1	1	-	1	-	1	11			14
		2015	-	-	-	1	1	-	-	-	-	-	-	-	2	-81.8%	▼	2
	Probates/Wills and Trusts	2014	1	-	-	-	-	-	-	-	-	-	-	-	1			1
	Probates/Wills and Trusts - Level 2	2014	-	-	-	-	-	-	-	4	1	1	-	-	0			6
		2015	-	1	-	1	-	-	-	-	-	-	-	-	2	0.0%	↔	2
Criminal	Uncontested Divorce	2014	5	5	2	4	7	6	4	5	4	7	2	4	33			55
		2015	1	6	5	3	7	4	5	-	-	-	-	-	31	-6.1%	▼	31
	Misdemeanor	2014	1	12	4	12	6	1	13	11	7	9	8	6	49			90
		2015	2	1	3	5	3	7	4	-	-	-	-	-	25	-49.0%	▼	25
	Non-Capital Felonies and Related Matters	2014	9	12	8	45	10	6	49	15	5	67	10	6	139			242
		2015	6	10	8	39	10	13	30	-	-	-	-	-	116	-16.5%	▼	116
	Other Criminally Related Matters	2014	5	6	1	3	-	8	3	1	1	2	-	2	26			32
		2015	-	-	1	-	-	2	-	-	-	-	-	-	3	-88.5%	▼	3
	Miscellaneous	2014	41	28	40	23	27	25	27	21	26	16	25	26	211			325
		2015	16	30	24	21	16	16	24	-	-	-	-	-	147	-30.3%	▼	147
Other	Other	2014	3	-	1	-	-	-	-	-	-	-	-	-	4			4
		2015	-	1	-	-	-	-	-	-	-	-	-	-	1	-75.0%	▼	1

Court: Frederick Circuit

Start/End Date: Jan-14 / Jul-15

2014 Average Month: 376

Jan-Jul 2014: 2,750

Filings Trending: Upward ▲

Circuit/Court ID: 26 226069


Type of Case: Filings

2015 Average Month:405

Jan-Jul 2015 : 2,835

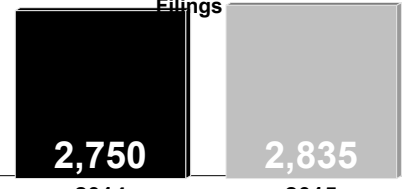
Overall AVG. Month: 386

Monthly Filings Summary



Jan 2014-----Jul 2015

January --- July Filings



2,750 2014 2,835 2015

			Jan	Feb	Mar	Apr	May	Jun	Jul	Aug	Sep	Oct	Nov	Dec	Thru Jul	% Change	Trending	Total
2014			354	413	417	436	423	321	386	324	378	390	264	401	2,750			4,507
2015			394	319	399	496	326	478	423	-	-	-	-	-	2,835	3.1%	▲	2,835

			Jan	Feb	Mar	Apr	May	Jun	Jul	Aug	Sep	Oct	Nov	Dec	Thru Jul	% Change	Trending	Total
Civil	Administrative Law	2014	-	-	-	1	-	-	1	1	-	-	-	1	2			4
		2015	-	-	1	-	-	1	-	-	-	-	-	-	2	0.0%	↔	2
	Contested Divorce	2014	6	12	12	4	7	11	12	8	6	8	3	11	64			100
		2015	4	15	16	13	3	15	7	-	-	-	-	-	73	14.1%	▲	73
	Domestic and Family - Level 1	2014	-	1	4	7	9	2	4	3	6	3	5	4	27			48
		2015	2	3	7	7	6	6	2	-	-	-	-	-	33	22.2%	▲	33
	Domestic and Family - Level 2	2014	2	2	-	5	1	4	3	-	1	5	1	4	17			28
		2015	3	1	1	-	3	1	1	-	-	-	-	-	10	-41.2%	▼	10
	General Civil - Level 1	2014	-	-	1	-	-	-	1	-	2	-	-	-	2			4
		2015	-	1	-	1	-	-	-	-	-	-	-	-	2	0.0%	↔	2
	General Civil - Level 2	2014	8	6	7	5	9	5	4	11	15	7	7	6	44			90
		2015	4	3	9	12	10	7	7	-	-	-	-	-	52	18.2%	▲	52
	General Civil - Level 3	2014	2	2	5	3	6	7	6	4	6	4	4	5	31			54
		2015	6	7	4	5	2	8	4	-	-	-	-	-	36	16.1%	▲	36
	Probates/Wills and Trusts - Level 1	2014	-	-	-	-	-	-	1	-	-	-	1	-	1			2
		2015	-	-	-	1	-	1	-	-	-	-	-	-	2	100.0%	▲	2
	Probates/Wills and Trusts - Level 2	2014	3	1	2	3	3	3	2	2	2	3	-	2	17			26
		2015	2	1	2	4	4	3	-	-	-	-	-	-	16	-5.9%	▼	16
Criminal	Uncontested Divorce	2014	17	18	23	14	14	19	18	18	18	19	19	14	123			211
		2015	15	18	29	22	19	22	19	-	-	-	-	-	144	17.1%	▲	144
	Misdemeanor	2014	34	33	54	48	48	24	37	38	65	45	25	41	278			492
		2015	42	53	53	40	23	127	54	-	-	-	-	-	392	41.0%	▲	392
	Non-Capital Felonies and Related Matters	2014	118	178	148	167	201	130	164	118	148	144	108	189	1,106			1,813
		2015	201	97	153	233	138	182	183	-	-	-	-	-	1,187	7.3%	▲	1,187
Other	Other Criminally Related Matters	2014	2	2	6	3	5	5	6	6	2	4	4	9	29			54
		2015	5	4	1	7	5	3	5	-	-	-	-	-	30	3.4%	▲	30
	Miscellaneous	2014	162	157	155	176	120	111	127	115	107	148	85	115	1,008			1,578
		2015	110	115	123	151	113	102	140	-	-	-	-	-	854	-15.3%	▼	854
	Other	2014	-	1	-	-	-	-	-	-	-	-	2	-	1			3
		2015	-	1	-	-	-	-	1	-	-	-	-	-	2	100.0%	▲	2

Court: Page Circuit

Start/End Date: Jan-14 / Jul-15

2014 Average Month: 132

Jan-Jul 2014: 998

Filings Trending: Steady ↔

Circuit/Court ID: 26 226139


Type of Case: Filings

2015 Average Month:143

Jan-Jul 2015 : 998


Overall AVG. Month: 136

Monthly Filings Summary



Jan 2014-----Jul 2015

January --- July Filings



998 2014 998 2015

	Jan	Feb	Mar	Apr	May	Jun	<u>Jul</u>	Aug	Sep	Oct	Nov	Dec	Thru Jul	% Change	Trending	Total
2014	226	137	105	118	104	146	162	90	142	135	134	90	998			1,589
2015	193	108	143	124	142	130	158	-	-	-	-	-	998	0.0%	↔	998

			Jan	Feb	Mar	Apr	May	Jun	<u>Jul</u>	Aug	Sep	Oct	Nov	Dec	Thru Jul	% Change	Trending	Total
Civil	Contested Divorce	2014	3	5	2	2	3	5	2	1	1	3	1	1	22			29
		2015	2	3	5	5	3	4	3	-	-	-	-	-	25	13.6%	▲	25
	Domestic and Family - Level 1	2014	2	5	5	2	5	1	1	3	2	1	1	1	21			29
		2015	2	1	1	2	-	-	-	-	-	-	-	-	6	-71.4%	▼	6
	Domestic and Family - Level 2	2014	1	-	1	1	-	-	-	1	-	-	-	-	3			4
		2015	1	1	-	1	-	1	-	-	-	-	-	-	4	33.3%	▲	4
	General Civil - Level 1	2014	-	-	-	-	-	1	-	-	-	-	-	-	1			1
	General Civil - Level 2	2014	4	3	2	2	1	6	4	6	-	1	2	1	22			32
		2015	1	2	5	2	2	7	6	-	-	-	-	-	25	13.6%	▲	25
	General Civil - Level 3	2014	1	2	-	1	-	-	6	1	-	5	-	4	10			20
		2015	1	-	2	3	2	1	5	-	-	-	-	-	14	40.0%	▲	14
	Probates/Wills and Trusts	2014	-	-	2	-	1	-	-	-	-	-	-	-	3			3
	Probates/Wills and Trusts - Level 2	2014	1	-	-	-	4	-	-	-	-	-	1	-	5			6
		2015	-	1	1	1	1	1	-	-	-	-	-	-	5	0.0%	↔	5
	Protective Orders	2014	-	1	-	-	-	-	-	-	-	-	-	-	1			1
		2015	1	-	-	-	-	-	-	-	-	-	-	-	1	0.0%	↔	1
Criminal	Uncontested Divorce	2014	8	6	1	6	4	4	6	6	5	11	5	2	35			64
		2015	2	7	6	4	8	4	7	-	-	-	-	-	38	8.6%	▲	38
	Capital Murder	2015	-	-	-	-	-	-	2	-	-	-	-	-	2			2
	Misdemeanor	2014	42	8	12	12	15	13	24	10	27	14	15	9	126			201
		2015	32	13	13	7	26	23	27	-	-	-	-	-	141	11.9%	▲	141
	Non-Capital Felonies and Related Matters	2014	107	40	31	52	40	95	90	29	65	61	77	30	455			717
Other		2015	108	38	64	76	60	52	61	-	-	-	-	-	459	0.9%	▲	459
	Other Criminally Related Matters	2014	2	-	2	2	-	-	2	1	-	1	3	2	8			15
		2015	1	-	1	1	8	3	5	-	-	-	-	-	19	137.5%	▲	19
	Miscellaneous	2014	55	63	47	37	31	20	26	30	37	37	26	39	279			448
		2015	41	41	41	22	32	33	40	-	-	-	-	-	250	-10.4%	▼	250
	Other	2014	-	4	-	1	-	1	1	2	5	1	3	1	7			19
		2015	1	1	4	-	-	1	2	-	-	-	-	-	9	28.6%	▲	9

Court: Rockingham Circuit

Start/End Date: Jan-14 / Jul-15

2014 Average Month: 595

Jan-Jul 2014: 4,402

Filings Trending: Downward ▼

Circuit/Court ID: 26 226165

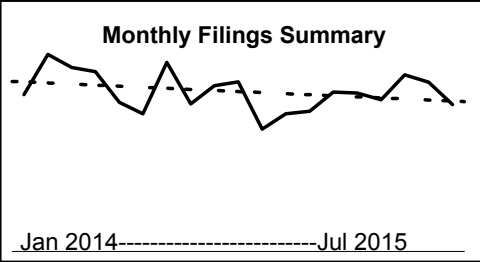
Type of Case: Filings

2015 Average Month:581

Jan-Jul 2015 : 4,067

Overall AVG. Month: 590

Monthly Filings Summary



January --- July Filings

4,402

2014

4,067

2015

	Jan	Feb	Mar	Apr	May	Jun	Jul	Aug	Sep	Oct	Nov	Dec	Thru Jul	% Change	Trending	Total
2014	579	727	678	663	550	508	697	544	611	625	451	508	4,402			7,141
2015	517	588	584	560	652	624	542	-	-	-	-	-	4,067	-7.6%	▼	4,067

			Jan	Feb	Mar	Apr	May	Jun	Jul	Aug	Sep	Oct	Nov	Dec	Thru Jul	% Change	Trending	Total
Civil	Administrative Law	2014	-	-	-	-	-	-	-	-	-	1	-	-	0			1
		2015	-	1	-	-	-	-	4	-	-	-	-	-	5	0.0%	↔	5
	Contested Divorce	2014	9	18	9	11	11	10	13	10	16	11	8	3	81			129
		2015	11	11	16	9	28	10	11	-	-	-	-	-	96	18.5%	▲	96
	Domestic and Family - Level 1	2014	6	3	14	7	6	10	7	14	1	27	6	7	53			108
		2015	6	2	4	3	3	8	20	-	-	-	-	-	46	-13.2%	▼	46
	Domestic and Family - Level 2	2014	3	6	1	9	7	5	5	5	4	13	3	11	36			72
		2015	5	1	14	4	15	17	3	-	-	-	-	-	59	63.9%	▲	59
	General Civil - Level 1	2014	-	1	2	1	1	-	2	1	-	1	-	1	7			10
		2015	2	2	-	1	2	1	1	-	-	-	-	-	9	28.6%	▲	9
	General Civil - Level 2	2014	13	19	21	9	12	20	14	14	15	15	7	8	108			167
		2015	14	14	9	14	9	16	11	-	-	-	-	-	87	-19.4%	▼	87
	General Civil - Level 3	2014	3	3	4	10	3	3	8	8	2	9	8	3	34			64
		2015	1	4	7	5	9	8	1	-	-	-	-	-	35	2.9%	▲	35
	Probates/Wills and Trusts - Level 1	2014	1	-	-	1	-	-	-	-	2	-	-	-	2			4
		2015	-	-	-	-	-	1	-	-	-	-	-	-	1	-50.0%	▼	1
	Probates/Wills and Trusts - Level 2	2014	3	-	7	1	1	4	2	2	6	3	1	2	18			32
		2015	8	1	3	5	2	1	1	-	-	-	-	-	21	16.7%	▲	21
	Protective Orders	2014	1	3	4	2	-	1	2	2	2	1	2	-	13			20
		2015	-	1	3	1	5	-	1	-	-	-	-	-	11	-15.4%	▼	11
	Uncontested Divorce	2014	28	29	31	30	22	35	20	28	24	22	23	21	195			313
		2015	27	24	34	19	48	23	44	-	-	-	-	-	219	12.3%	▲	219
Criminal	Capital Murder	2014	-	-	2	-	-	-	-	-	-	-	-	-	2			2
		2015	-	-	-	4	-	-	-	-	-	-	-	-	4	100.0%	▲	4
	Misdemeanor	2014	52	70	61	61	48	43	66	48	52	48	54	40	401			643
		2015	43	43	56	41	63	74	37	-	-	-	-	-	357	-11.0%	▼	357
	Non-Capital Felonies and Related Matters	2014	159	239	215	226	239	190	300	197	244	225	171	199	1,568			2,604
		2015	172	211	210	225	251	253	182	-	-	-	-	-	1,504	-4.1%	▼	1,504
Other	Other Criminally Related Matters	2014	8	17	9	5	8	4	25	11	15	7	9	13	76			131
		2015	3	7	8	6	10	7	3	-	-	-	-	-	44	-42.1%	▼	44
	Miscellaneous	2014	209	242	254	222	149	128	162	145	155	174	93	140	1,366			2,073
		2015	148	199	165	155	156	140	152	-	-	-	-	-	1,115	-18.4%	▼	1,115
	Other	2014	84	77	44	68	43	55	71	59	73	68	66	60	442			768
		2015	77	67	55	68	51	65	71	-	-	-	-	-	454	2.7%	▲	454

Court: Shenandoah Circuit

Start/End Date: Jan-14 / Jul-15

2014 Average Month: 273

Jan-Jul 2014: 1,959

Filings Trending: Downward ▼

Circuit/Court ID: 26 226171


Type of Case: Filings

2015 Average Month:248

Jan-Jul 2015 : 1,734

Overall AVG. Month: 263

Monthly Filings Summary



January --- July Filings

1,959

2014

1,734

2015

	Jan	Feb	Mar	Apr	May	Jun	<u>Jul</u>	Aug	Sep	Oct	Nov	Dec	Thru Jul	% Change	Trending	Total
2014	224	239	247	360	321	162	406	227	207	427	180	270	1,959			3,270
2015	260	302	265	298	141	258	210	-	-	-	-	-	1,734	-11.5%	▼	1,734

			Jan	Feb	Mar	Apr	May	Jun	<u>Jul</u>	Aug	Sep	Oct	Nov	Dec	Thru Jul	% Change	Trending	Total
Civil	Administrative Law	2014	-	-	-	1	1	-	-	-	-	1	-	-	2			3
		2015	-	-	-	-	1	-	1	-	-	-	-	-	2	0.0%	↔	2
	Contested Divorce	2014	2	5	6	7	2	5	5	3	2	2	3	4	32			46
		2015	4	3	5	-	3	4	3	-	-	-	-	-	22	-31.3%	▼	22
	Domestic and Family - Level 1	2014	-	4	6	6	12	3	6	5	10	11	11	5	37			79
		2015	6	3	2	9	2	4	3	-	-	-	-	-	29	-21.6%	▼	29
	Domestic and Family - Level 2	2014	1	2	3	1	1	1	2	2	1	-	4	2	11			20
		2015	2	2	1	2	1	4	1	-	-	-	-	-	13	18.2%	▲	13
	General Civil - Level 1	2014	1	-	-	-	-	-	-	1	-	-	-	-	1			2
		2015	-	-	1	-	-	-	-	-	-	-	-	-	1	0.0%	↔	1
	General Civil - Level 2	2014	2	2	4	6	7	3	6	1	5	6	2	4	30			48
		2015	2	3	3	2	2	4	2	-	-	-	-	-	18	-40.0%	▼	18
	General Civil - Level 3	2014	1	3	2	2	1	3	1	-	1	-	-	1	13			15
		2015	1	1	2	2	3	1	-	-	-	-	-	-	10	-23.1%	▼	10
Criminal	Probates/Wills and Trusts - Level 2	2014	3	1	4	-	-	1	1	1	1	-	1	1	10			14
		2015	-	2	-	1	-	-	2	-	-	-	-	-	5	-50.0%	▼	5
	Uncontested Divorce	2014	8	14	10	11	11	9	13	13	11	10	4	4	76			118
		2015	5	2	9	18	7	9	7	-	-	-	-	-	57	-25.0%	▼	57
	Capital Murder	2014	-	-	-	1	-	-	-	-	-	-	-	-	1			1
		2015	24	34	21	30	15	7	29	28	23	45	13	48	160			317
	Misdemeanor	2014	17	45	35	16	8	17	14	-	-	-	-	-	152	-5.0%	▼	152
		2015	67	48	13	123	121	6	251	63	18	223	28	117	629			1,078
	Non-Capital Felonies and Related Matters	2014	110	89	99	124	34	94	75	-	-	-	-	-	625	-0.6%	▼	625
		2015	-	3	1	6	-	3	2	1	17	5	-	1	15			39
	Other Criminally Related Matters	2014	1	8	1	5	2	5	-	-	-	-	-	-	22	46.7%	▲	22
		2015	96	88	100	90	59	76	64	58	81	91	54	57	573			914
Other	Miscellaneous	2014	74	53	85	66	51	74	68	-	-	-	-	-	471	-17.8%	▼	471
		2015	19	35	77	76	91	45	26	51	37	33	60	26	369			576
	Other	2014	38	91	22	53	27	42	34	-	-	-	-	-	307	-16.8%	▼	307
		2015																

Court: Warren Circuit

Start/End Date: Jan-14 / Jul-15

2014 Average Month: 246

Jan-Jul 2014: 1,814

Filings Trending: Downward ▼

Circuit/Court ID: 26 226187

Type of Case: Filings

2015 Average Month: 245

Jan-Jul 2015 : 1,717

Overall AVG. Month: 245

Monthly Filings Summary

Jan 2014-----Jul 2015

January --- July Filings

1,814

2014

1,717

2015

	Jan	Feb	Mar	Apr	May	Jun	<u>Jul</u>	Aug	Sep	Oct	Nov	Dec	Thru Jul	% Change	Trending	Total
2014	258	242	269	323	287	196	239	199	275	246	187	225	1,814			2,946
2015	232	268	224	358	219	193	223	-	-	-	-	-	1,717	-5.3%	▼	1,717

			Jan	Feb	Mar	Apr	May	Jun	<u>Jul</u>	Aug	Sep	Oct	Nov	Dec	Thru Jul	% Change	Trending	Total
Civil	Administrative Law	2014	-	-	-	-	-	-	1	-	-	1	-	-	1			2
		2015	-	-	-	-	1	-	-	-	-	-	-	-	1	0.0%	↔	1
	Contested Divorce	2014	10	7	12	12	9	5	6	12	9	8	5	13	61			108
		2015	4	10	14	8	8	4	11	-	-	-	-	-	59	-3.3%	▼	59
	Domestic and Family - Level 1	2014	-	11	6	2	5	6	4	7	5	5	5	28	34			84
		2015	1	1	6	5	11	11	4	-	-	-	-	-	39	14.7%	▲	39
	Domestic and Family - Level 2	2014	-	3	2	3	7	2	4	1	-	2	1	-	21			25
		2015	1	-	12	2	4	2	1	-	-	-	-	-	22	4.8%	▲	22
	General Civil - Level 1	2014	-	1	1	-	-	-	1	-	1	1	2	-	3			7
		2015	6	2	7	4	6	8	6	5	10	3	4	4	39			65
	General Civil - Level 2	2014	1	6	6	8	7	5	5	-	-	-	-	-	38	-2.6%	▼	38
		2015	1	-	12	2	4	2	1	-	-	-	-	-	22	4.8%	▲	22
	General Civil - Level 3	2014	-	1	2	2	1	2	2	1	4	1	2	6	10			24
		2015	1	-	2	3	4	1	2	-	-	-	-	-	13	30.0%	▲	13
	Probates/Wills and Trusts	2014	-	-	-	-	-	-	-	1	-	-	-	-	0			1
		2015	-	-	2	1	1	-	-	-	-	-	-	1	4	0.0%	↔	5
Criminal	Probates/Wills and Trusts - Level 2	2014	-	-	-	-	-	-	-	-	-	-	-	-	4	0.0%	↔	4
		2015	2	-	-	1	-	-	1	-	-	-	-	-	4	0.0%	↔	4
	Protective Orders	2014	-	-	-	-	-	4	3	1	1	-	1	1	7			11
		2015	1	4	-	-	1	1	2	-	-	-	-	-	9	28.6%	▲	9
	Uncontested Divorce	2014	14	17	16	22	21	21	11	24	17	24	21	13	122			221
		2015	12	17	18	30	17	20	15	-	-	-	-	-	129	5.7%	▲	129
	Misdemeanor	2014	14	3	18	18	15	13	25	21	14	24	16	12	106			193
		2015	15	11	14	29	17	13	22	-	-	-	-	-	121	14.2%	▲	121
	Non-Capital Felonies and Related Matters	2014	82	37	41	107	124	47	69	31	89	77	52	44	507			800
		2015	83	75	24	162	67	46	76	-	-	-	-	-	533	5.1%	▲	533
	Other Criminally Related Matters	2014	8	2	10	7	4	4	4	-	4	2	4	-	39			49
		2015	10	5	13	4	1	4	6	-	-	-	-	-	43	10.3%	▲	43
Other	Miscellaneous	2014	96	86	95	92	69	48	52	72	64	58	46	53	538			831
		2015	76	67	73	60	53	56	72	-	-	-	-	-	457	-15.1%	▼	457
	Other	2014	28	72	57	53	25	36	51	23	57	40	28	50	322			520
		2015	25	72	42	46	28	30	6	-	-	-	-	-	249	-22.7%	▼	249

Court: Winchester Circuit

Start/End Date: Jan-14 / Jul-15

2014 Average Month: 207

Jan-Jul 2014: 1,503

Filings Trending: Upward ▲

Circuit/Court ID: 26 226840


Type of Case: Filings

2015 Average Month:242

Jan-Jul 2015 : 1,692

Overall AVG. Month: 220

Monthly Filings Summary



Jan 2014-----Jul 2015

January --- July Filings

1,503

2014

1,692

2015

	Jan	Feb	Mar	Apr	May	Jun	Jul	Aug	Sep	Oct	Nov	Dec	Thru Jul	% Change	Trending	Total
2014	139	209	239	221	240	221	234	168	202	228	200	187	1,503			2,488
2015	200	277	250	213	230	259	263	-	-	-	-	-	1,692	12.6%	▲	1,692

			Jan	Feb	Mar	Apr	May	Jun	Jul	Aug	Sep	Oct	Nov	Dec	Thru Jul	% Change	Trending	Total
Civil	Administrative Law	2015	-	-	-	-	-	1	-	-	-	-	-	-	1			1
	Contested Divorce	2014	3	6	7	12	6	6	3	5	5	6	4	1	43			64
		2015	3	1	2	2	4	7	4	-	-	-	-	-	23	-46.5%	▼	23
	Domestic and Family - Level 1	2014	1	2	4	4	1	1	-	2	1	12	-	1	13			29
		2015	4	-	-	-	5	13	4	-	-	-	-	-	26	100.0%	▲	26
	Domestic and Family - Level 2	2014	-	2	2	1	-	3	1	1	6	-	2	1	9			19
		2015	3	-	2	3	1	3	4	-	-	-	-	-	16	77.8%	▲	16
	General Civil - Level 1	2014	-	-	-	1	1	1	-	1	-	-	-	1	3			5
		2015	1	1	1	1	-	-	1	-	-	-	-	-	5	66.7%	▲	5
	General Civil - Level 2	2014	2	8	2	3	7	2	2	3	5	3	5	4	26			46
		2015	5	-	20	4	5	4	8	-	-	-	-	-	46	76.9%	▲	46
	General Civil - Level 3	2014	-	-	1	1	1	1	4	1	2	2	-	1	8			14
		2015	6	-	2	5	1	2	1	-	-	-	-	-	17	112.5%	▲	17
	Probates/Wills and Trusts	2014	-	1	-	-	-	-	1	-	2	-	-	-	2			4
	Probates/Wills and Trusts - Level 2	2014	1	1	1	-	-	1	-	1	1	-	2	1	4			9
		2015	1	-	1	-	1	2	2	-	-	-	-	-	7	75.0%	▲	7
Criminal	Protective Orders	2014	-	-	-	-	-	-	-	-	-	1	-	-	0			1
	Uncontested Divorce	2014	9	9	8	9	7	14	10	10	9	5	11	11	66	0.0%	↔	112
		2015	15	13	8	13	6	9	10	-	-	-	-	-	74	12.1%	▲	74
	Misdemeanor	2014	20	53	72	45	69	39	52	34	60	41	51	49	350			585
		2015	31	46	43	39	46	46	37	-	-	-	-	-	288	-17.7%	▼	288
	Non-Capital Felonies and Related Matters	2014	65	80	101	95	120	118	119	78	83	121	101	85	698			1,166
Other		2015	100	172	135	113	127	137	160	-	-	-	-	-	944	35.2%	▲	944
	Other Criminally Related Matters	2014	3	5	5	2	-	2	6	2	-	7	2	5	23			39
		2015	6	2	4	3	4	7	2	-	-	-	-	-	28	21.7%	▲	28
	Miscellaneous	2014	33	39	35	43	27	29	35	29	25	28	21	26	241			370
		2015	22	40	29	28	28	25	29	-	-	-	-	-	201	-16.6%	▼	201
	Other	2014	2	3	1	5	1	4	1	1	3	2	1	1	17			25
		2015	3	2	3	2	2	3	1	-	-	-	-	-	16	-5.9%	▼	16

Court: Bland Circuit

Start/End Date: Jan-14 / Jul-15

2014 Average Month: 34

Jan-Jul 2014: 251

Filings Trending: Downward ▼

Circuit/Court ID: 27 227021


Type of Case: Filings

2015 Average Month:25

Jan-Jul 2015 : 175


Overall AVG. Month: 31

Monthly Filings Summary



Jan 2014-----Jul 2015

January --- July Filings



251 2014 175 2015

	Jan	Feb	Mar	Apr	May	Jun	<u>Jul</u>	Aug	Sep	Oct	Nov	Dec	Thru Jul	% Change	Trending	Total
2014	33	37	36	50	32	47	16	34	52	34	21	19	251			411
2015	20	32	29	24	28	19	23	-	-	-	-	-	175	-30.3%	▼	175

			Jan	Feb	Mar	Apr	May	Jun	<u>Jul</u>	Aug	Sep	Oct	Nov	Dec	Thru Jul	% Change	Trending	Total
Civil	Administrative Law	2014	-	-	-	-	-	-	-	-	-	-	-	1	0			1
	Contested Divorce	2014	4	-	3	-	-	2	-	-	1	2	-	-	9	0.0%	↔	12
		2015	2	2	-	1	-	1	1	-	-	-	-	-	7	-22.2%	▼	7
	Domestic and Family - Level 1	2014	-	-	-	-	-	1	-	-	2	-	-	-	1		▲	3
		2015	-	-	-	3	-	1	-	-	-	-	-	-	4	300.0%	▲	4
	Domestic and Family - Level 2	2014	1	-	-	-	-	-	-	-	-	-	-	-	1			1
		2015	-	-	1	-	2	-	-	-	-	-	-	-	3	200.0%	▲	3
	General Civil - Level 2	2014	-	-	-	1	-	1	-	-	2	1	-	1	2			6
		2015	-	1	-	2	-	1	-	-	-	-	-	-	4	100.0%	▲	4
	General Civil - Level 3	2014	-	-	-	1	1	-	-	-	-	-	-	1	2			3
		2015	1	-	-	-	1	-	1	-	-	-	-	-	3	50.0%	▲	3
	Probates/Wills and Trusts - Level 2	2014	-	1	-	-	1	-	-	-	-	-	1	2	2			5
Criminal		2015	-	-	1	-	-	-	-	-	-	-	-	-	1	-50.0%	▼	1
	Uncontested Divorce	2014	3	-	3	1	2	5	1	3	3	-	2	1	15			24
		2015	1	1	1	2	1	2	2	-	-	-	-	-	10	-33.3%	▼	10
	Misdemeanor	2014	-	1	2	1	1	1	-	2	1	-	3	-	6			12
		2015	-	3	-	1	-	-	1	-	-	-	-	-	5	-16.7%	▼	5
	Non-Capital Felonies and Related Matters	2014	2	11	3	5	9	20	1	9	25	4	4	2	51			95
Other		2015	2	1	4	2	8	3	6	-	-	-	-	-	26	-49.0%	▼	26
	Other Criminally Related Matters	2014	-	2	-	2	2	-	1	6	1	-	-	-	7			14
		2015	-	1	-	-	1	-	-	-	-	-	-	-	2	-71.4%	▼	2
	Miscellaneous	2014	23	22	25	39	16	16	12	14	17	27	11	11	153			233
		2015	14	23	22	13	15	10	12	-	-	-	-	-	109	-28.8%	▼	109
	Other	2014	-	-	-	-	-	1	1	-	-	-	-	-	2			2
		2015	-	-	-	-	-	1	-	-	-	-	-	-	1	-50.0%	▼	1

Court: Carroll Circuit

Start/End Date: Jan-14 / Jul-15

2014 Average Month: 229

Jan-Jul 2014: 1,708

Filings Trending: Downward ▼

Circuit/Court ID: 27 227035

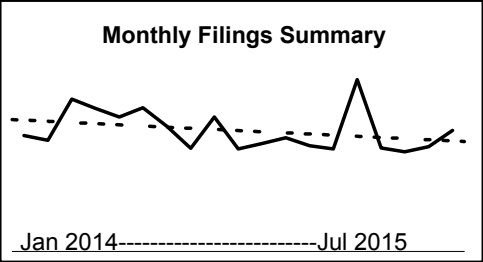
Type of Case: Filings

2015 Average Month:213

Jan-Jul 2015 : 1,492

Overall AVG. Month: 223

Monthly Filings Summary



January --- July Filings

1,708

2014

1,492

2015

	Jan	Feb	Mar	Apr	May	Jun	<u>Jul</u>	Aug	Sep	Oct	Nov	Dec	Thru Jul	% Change	Trending	Total
2014	214	205	281	264	248	265	231	190	248	189	199	210	1,708			2,744
2015	195	189	317	191	184	193	223	-	-	-	-	-	1,492	-12.6%	▼	1,492

			Jan	Feb	Mar	Apr	May	Jun	<u>Jul</u>	Aug	Sep	Oct	Nov	Dec	Thru Jul	% Change	Trending	<u>Total</u>
Civil	Administrative Law	2014	-	-	1	-	-	-	-	1	-	-	-	-	1			2
		2015	-	1	-	-	1	-	-	-	-	-	-	-	2	100.0%	▲	2
	Contested Divorce	2014	1	5	6	2	5	1	5	3	2	3	2	3	25			38
		2015	2	7	6	5	6	3	6	-	-	-	-	-	35	40.0%	▲	35
	Domestic and Family - Level 1	2014	4	-	3	5	5	1	12	2	19	2	5	-	30			58
		2015	-	-	1	5	1	5	-	-	-	-	-	-	12	-60.0%	▼	12
	Domestic and Family - Level 2	2014	2	1	5	2	4	7	-	1	2	1	2	2	21			29
		2015	1	2	4	-	1	1	1	-	-	-	-	-	10	-52.4%	▼	10
	General Civil - Level 1	2014	2	2	1	1	-	-	-	-	1	-	-	-	6			7
		2015	-	-	1	-	-	-	-	-	-	-	-	-	1	-83.3%	▼	1
	General Civil - Level 2	2014	2	5	4	4	5	4	8	6	3	3	2	3	32			49
		2015	3	1	15	4	12	6	8	-	-	-	-	-	49	53.1%	▲	49
	General Civil - Level 3	2014	2	4	11	3	2	4	4	6	1	-	3	-	30			40
		2015	1	1	4	1	2	1	1	-	-	-	-	-	11	-63.3%	▼	11
	Probates/Wills and Trusts - Level 1	2014	-	-	-	-	-	-	-	1	-	-	-	-	0			1
		2015	-	-	-	2	-	1	-	-	-	-	-	-	3	0.0%	↔	3
	Probates/Wills and Trusts - Level 2	2014	-	3	10	3	7	3	5	4	2	7	4	-	31			48
		2015	2	3	1	2	2	-	-	-	-	-	-	-	10	-67.7%	▼	10
	Protective Orders	2015	-	1	-	-	-	-	-	-	-	-	-	-	1			1
	Uncontested Divorce	2014	5	9	13	12	15	11	9	7	11	11	4	9	74			116
		2015	5	9	11	6	12	1	8	-	-	-	-	-	52	-29.7%	▼	52
Criminal	Misdemeanor	2014	10	4	9	15	14	11	14	6	21	3	9	5	77			121
		2015	11	11	20	10	7	13	9	-	-	-	-	-	81	5.2%	▲	81
	Non-Capital Felonies and Related Matters	2014	80	44	88	90	80	129	55	66	103	72	42	63	566			912
		2015	52	54	101	40	66	56	56	-	-	-	-	-	425	-24.9%	▼	425
	Other Criminally Related Matters	2014	11	7	9	34	14	18	25	6	22	3	10	22	118			181
Other	Miscellaneous	2015	12	3	22	5	8	11	14	-	-	-	-	-	75	-36.4%	▼	75
		2014	78	98	92	71	75	53	77	66	43	63	41	88	544			845
	Other	2015	87	74	104	90	45	70	97	-	-	-	-	-	567	4.2%	▲	567
		2014	17	23	29	22	22	23	17	15	18	21	75	15	153			297
		2015	19	22	27	21	21	25	23	-	-	-	-	158	3.3%	▲	158	

Court: Floyd Circuit

Start/End Date: Jan-14 / Jul-15

2014 Average Month: 84

Jan-Jul 2014: 538

Filings Trending: Downward ▼

Circuit/Court ID: 27 227063

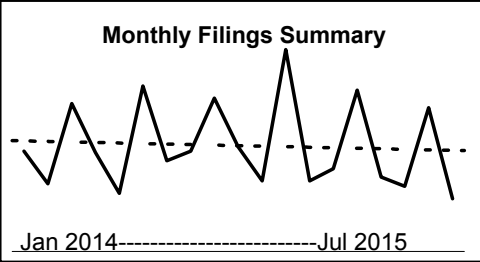
Type of Case: Filings

2015 Average Month:69

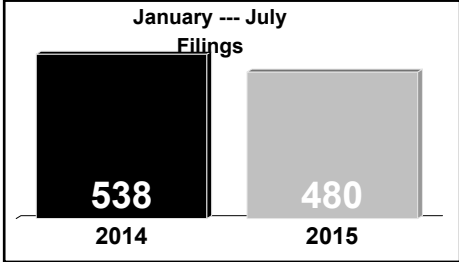
Jan-Jul 2015 : 480

Overall AVG. Month: 78

Monthly Filings Summary



January --- July Filings



	Jan	Feb	Mar	Apr	May	Jun	<u>Jul</u>	Aug	Sep	Oct	Nov	Dec	Thru Jul	% Change	Trending	Total
2014	74	50	109	73	43	122	67	74	113	77	52	149	538			1,003
2015	52	61	119	55	48	106	39	-	-	-	-	-	480	-10.8%	▼	480

			Jan	Feb	Mar	Apr	May	Jun	<u>Jul</u>	Aug	Sep	Oct	Nov	Dec	Thru Jul	% Change	Trending	Total
Civil	Contested Divorce	2014	-	1	4	8	-	-	3	1	-	1	1	-	16			19
		2015	2	2	3	1	1	3	4	-	-	-	-	-	16	0.0%	↔	16
	Domestic and Family - Level 1	2014	-	-	-	-	2	2	10	4	-	2	10	-	14			30
		2015	-	-	-	6	-	2	-	-	-	-	-	-	8	-42.9%	▼	8
	Domestic and Family - Level 2	2014	2	1	-	-	1	-	1	-	-	-	-	-	5			5
		2015	-	-	-	2	1	-	-	-	-	-	-	-	3	-40.0%	▼	3
	General Civil - Level 1	2014	1	-	1	-	-	-	-	-	-	1	-	-	2			3
		2015	1	1	-	-	-	-	1	-	-	-	-	-	3	50.0%	▲	3
	General Civil - Level 2	2014	2	3	-	-	-	1	2	1	-	3	-	1	8			13
		2015	-	1	-	1	-	-	1	-	-	-	-	-	3	-62.5%	▼	3
	General Civil - Level 3	2014	1	1	1	1	-	1	9	6	-	1	1	-	14			22
		2015	1	1	1	3	1	1	1	-	-	-	-	-	9	-35.7%	▼	9
	Probates/Wills and Trusts	2014	-	-	-	-	-	-	-	1	-	-	-	-	0			1
	Probates/Wills and Trusts - Level 2	2014	-	1	-	1	-	-	1	-	1	-	-	1	3	0.0%	↔	5
Criminal		2015	3	-	2	1	-	-	-	-	-	-	-	-	6	100.0%	▲	6
	Uncontested Divorce	2014	4	3	1	2	1	3	3	5	4	5	3	5	17			39
		2015	6	5	4	4	6	6	2	-	-	-	-	-	33	94.1%	▲	33
	Misdemeanor	2014	8	5	18	10	8	15	1	5	12	8	-	7	65			97
		2015	1	-	5	-	4	3	1	-	-	-	-	-	14	-78.5%	▼	14
	Non-Capital Felonies and Related Matters	2014	16	3	32	10	12	68	11	8	71	8	4	88	152			331
		2015	8	4	71	10	9	61	2	-	-	-	-	-	165	8.6%	▲	165
	Other Criminally Related Matters	2014	1	2	-	2	1	-	2	2	1	1	5	4	8			21
		2015	-	4	-	-	1	-	-	-	-	-	-	-	5	-37.5%	▼	5
	Miscellaneous	2014	39	29	51	39	18	32	24	41	24	47	28	43	232			415
Other		2015	30	43	33	27	25	30	27	-	-	-	-	-	215	-7.3%	▼	215
	Other	2014	-	1	1	-	-	-	-	-	-	-	-	-	2			2

Court: Giles Circuit

Start/End Date: Jan-14 / Jul-15

2014 Average Month: 116

Jan-Jul 2014: 829

Filings Trending: Downward ▼

Circuit/Court ID: 27 227071


Type of Case: Filings

2015 Average Month:98

Jan-Jul 2015 : 685

Overall AVG. Month: 109

Monthly Filings Summary



Jan 2014-----Jul 2015

January --- July Filings

829

2014

685

2015

	Jan	Feb	Mar	Apr	May	Jun	<u>Jul</u>	Aug	Sep	Oct	Nov	Dec	Thru Jul	% Change	Trending	Total
2014	124	111	139	137	109	94	115	116	109	210	70	61	829			1,395
2015	106	96	119	115	83	89	77	-	-	-	-	-	685	-17.4%	▼	685

			Jan	Feb	Mar	Apr	May	Jun	<u>Jul</u>	Aug	Sep	Oct	Nov	Dec	Thru Jul	% Change	Trending	Total
Civil	Contested Divorce	2014	1	1	2	2	2	3	1	-	-	2	1	-	12			15
		2015	2	2	2	2	3	2	2	-	-	-	-	-	15	25.0%	▲	15
	Domestic and Family - Level 1	2014	9	1	6	-	3	7	-	3	11	-	1	1	26			42
		2015	10	16	1	1	1	3	8	-	-	-	-	-	40	53.8%	▲	40
	Domestic and Family - Level 2	2014	-	-	3	-	1	1	3	-	-	-	2	3	8			13
		2015	-	-	6	-	6	-	-	-	-	-	-	-	12	50.0%	▲	12
	General Civil - Level 1	2014	-	-	1	-	-	-	-	-	-	-	1	1	1			3
		2015	1	2	1	3	4	4	2	4	1	1	2	-	17			25
	General Civil - Level 2	2014	1	2	-	3	-	2	1	-	-	-	-	-	9	-47.1%	▼	9
		2015	1	2	-	3	-	2	1	-	-	-	-	-	9	-47.1%	▼	9
	General Civil - Level 3	2014	9	5	1	-	-	1	1	7	-	1	-	-	17			25
		2015	-	-	-	1	-	-	-	-	-	-	-	-	1	-94.1%	▼	1
	Infraction/ Civil Violation	2014	-	-	1	-	-	-	-	-	-	-	-	-	1			1
		2015	-	-	1	-	-	-	-	-	-	-	-	-	1			1
	Probates/Wills and Trusts - Level 2	2014	1	3	2	2	1	4	1	1	-	2	-	-	14			17
		2015	1	3	-	-	1	1	2	-	-	-	-	-	8	-42.9%	▼	8
Criminal	Protective Orders	2014	-	-	-	-	-	-	-	-	-	-	1	1	0			2
		2015	-	1	-	-	-	-	-	-	-	-	-	-	1	0.0%	↔	1
	Uncontested Divorce	2014	3	1	8	3	6	1	4	1	6	2	6	2	26			43
		2015	4	-	8	4	5	6	6	-	-	-	-	-	33	26.9%	▲	33
	Misdemeanor	2014	9	2	6	11	4	4	15	4	4	12	4	2	51			77
		2015	9	9	10	6	10	6	5	-	-	-	-	-	55	7.8%	▲	55
	Non-Capital Felonies and Related Matters	2014	58	46	54	67	44	46	50	71	47	159	31	17	365			690
		2015	50	26	47	42	33	34	21	-	-	-	-	-	253	-30.7%	▼	253
	Other Criminally Related Matters	2014	5	2	5	2	7	-	7	6	7	3	2	-	28			46
		2015	1	5	1	16	-	8	1	-	-	-	-	-	32	14.3%	▲	32
Other	Miscellaneous	2014	28	47	50	47	37	23	31	19	33	28	19	34	263			396
		2015	28	32	43	40	23	27	31	-	-	-	-	-	224	-14.8%	▼	224
	Other	2014	-	1	-	-	-	-	-	-	-	-	-	-	1			1
		2015	-	-	-	-	1	-	-	-	-	-	-	-	1	0.0%	↔	1

Court: Grayson Circuit

Start/End Date: Jan-14 / Jul-15

2014 Average Month: 99

Jan-Jul 2014: 722

Filings Trending: Upward ▲

Circuit/Court ID: 27 227077

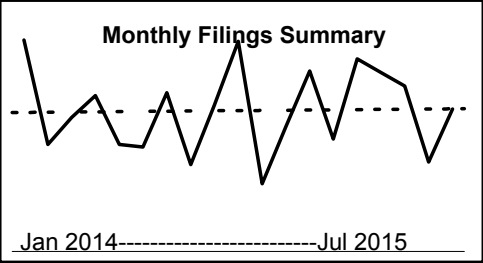
Type of Case: Filings

2015 Average Month:112

Jan-Jul 2015 : 783

Overall AVG. Month: 104

Monthly Filings Summary



January --- July Filings

722

2014

783

2015

	Jan	Feb	Mar	Apr	May	Jun	<u>Jul</u>	Aug	Sep	Oct	Nov	Dec	Thru Jul	% Change	Trending	Total
2014	156	79	99	115	79	77	117	64	108	155	50	92	722			1,191
2015	133	83	142	132	122	66	105	-	-	-	-	-	783	8.4%	▲	783

			Jan	Feb	Mar	Apr	May	Jun	<u>Jul</u>	Aug	Sep	Oct	Nov	Dec	Thru Jul	% Change	Trending	Total
Civil	Contested Divorce	2014	2	4	3	1	3	1	3	1	4	2	3	-	17			27
		2015	6	1	5	2	6	4	3	-	-	-	-	-	27	58.8%	▲	27
	Domestic and Family - Level 1	2014	2	2	-	-	-	1	-	3	1	1	-	9	5			19
		2015	2	-	7	6	5	-	-	-	-	-	-	-	20	300.0%	▲	20
	Domestic and Family - Level 2	2014	-	-	-	-	-	-	-	1	-	-	-	-	0			1
		2015	-	-	-	-	-	-	2	-	-	-	-	-	2	0.0%	↔	2
	General Civil - Level 1	2014	1	-	-	-	-	-	-	-	-	-	-	-	1			1
		2015	-	-	1	-	-	-	-	-	-	-	-	-	1	0.0%	↔	1
	General Civil - Level 2	2014	1	2	-	1	1	1	2	1	2	6	-	3	8			20
		2015	3	1	1	3	2	3	1	-	-	-	-	-	14	75.0%	▲	14
	General Civil - Level 3	2014	-	-	1	-	1	2	1	-	3	-	-	1	5			9
		2015	1	2	2	1	1	-	-	-	-	-	-	-	7	40.0%	▲	7
	Probates/Wills and Trusts - Level 2	2014	-	1	1	-	2	-	2	-	1	-	-	1	6			8
		2015	1	-	3	-	-	1	-	-	-	-	-	-	5	-16.7%	▼	5
Criminal	Protective Orders	2014	-	-	-	1	-	1	-	-	-	-	1	1	2			4
		2015	-	1	-	-	2	-	-	-	-	-	-	-	3	50.0%	▲	3
	Uncontested Divorce	2014	1	3	10	3	6	4	5	7	4	3	4	1	32			51
		2015	3	6	4	4	2	4	4	-	-	-	-	-	27	-15.6%	▼	27
	Misdemeanor	2014	12	6	5	5	10	7	16	4	8	12	3	4	61			92
		2015	5	12	6	6	21	5	9	-	-	-	-	-	64	4.9%	▲	64
	Non-Capital Felonies and Related Matters	2014	96	16	17	49	22	43	51	24	26	77	8	25	294			454
		2015	69	11	41	45	45	11	49	-	-	-	-	-	271	-7.8%	▼	271
	Other Criminally Related Matters	2014	3	-	-	3	2	-	-	1	9	1	-	-	8			19
		2015	-	1	3	1	-	1	4	-	-	-	-	-	10	25.0%	▲	10
Other	Miscellaneous	2014	38	43	62	51	31	16	36	21	47	51	31	47	277			474
		2015	43	48	69	63	36	36	32	-	-	-	-	-	327	18.1%	▲	327
	Other	2014	-	2	-	1	1	1	1	1	3	2	-	-	6			12
		2015	-	-	-	1	2	1	1	-	-	-	-	-	5	-16.7%	▼	5

Court: Montgomery Circuit

Start/End Date: Jan-14 / Jul-15

2014 Average Month: 360

Jan-Jul 2014: 2,652

Filings Trending: Steady ↔

Circuit/Court ID: 27 227121


Type of Case: Filings

2015 Average Month:370

Jan-Jul 2015 : 2,588


Overall AVG. Month: 364

Monthly Filings Summary



Jan 2014-----Jul 2015

January --- July Filings



2,652 2014 2,588 2015

			Jan	Feb	Mar	Apr	May	Jun	Jul	Aug	Sep	Oct	Nov	Dec	Thru Jul	% Change	Trending	Total
2014			429	391	376	374	387	390	305	327	334	356	272	382	2,652			4,323
2015			353	324	436	494	279	376	326	-	-	-	-	-	2,588	-2.4%	▼	2,588

			Jan	Feb	Mar	Apr	May	Jun	Jul	Aug	Sep	Oct	Nov	Dec	Thru Jul	% Change	Trending	Total
Civil	Administrative Law	2014	-	1	-	-	-	-	-	1	2	-	-	-	1			4
		2015	1	-	1	-	-	-	4	-	-	-	-	-	6	500.0%	▲	6
	Contested Divorce	2014	8	3	11	8	12	7	6	8	5	12	4	7	55			91
		2015	5	14	5	12	6	7	7	-	-	-	-	-	56	1.8%	▲	56
	Domestic and Family - Level 1	2014	1	4	3	8	2	8	3	9	5	7	3	5	29			58
		2015	-	3	9	5	7	7	7	-	-	-	-	-	38	31.0%	▲	38
	Domestic and Family - Level 2	2014	7	-	4	5	3	3	6	2	2	2	-	-	28			34
		2015	2	1	4	3	-	3	3	-	-	-	-	-	16	-42.9%	▼	16
	General Civil - Level 1	2014	3	1	1	-	-	-	-	-	-	2	3	-	5			10
		2015	-	3	-	-	-	1	-	-	-	-	-	-	4	-20.0%	▼	4
	General Civil - Level 2	2014	19	8	15	10	7	9	7	13	7	9	1	8	75			113
		2015	6	6	18	15	9	17	9	-	-	-	-	-	80	6.7%	▲	80
	General Civil - Level 3	2014	2	2	5	1	14	5	4	6	6	4	3	8	33			60
		2015	2	4	5	4	1	5	4	-	-	-	-	-	25	-24.2%	▼	25
	Probates/Wills and Trusts - Level 1	2014	1	-	-	-	1	-	1	-	-	-	2	1	3			6
		2015	-	-	-	-	-	-	1	-	-	-	-	-	1	-66.7%	▼	1
	Probates/Wills and Trusts - Level 2	2014	1	2	2	1	1	2	3	6	4	4	3	1	12			30
		2015	5	4	4	4	1	4	-	-	-	-	-	-	22	83.3%	▲	22
Criminal	Uncontested Divorce	2014	14	13	26	13	12	14	20	17	13	15	8	18	112			183
		2015	19	17	26	30	22	20	18	-	-	-	-	-	152	35.7%	▲	152
	Misdemeanor	2014	40	41	29	28	43	92	26	26	25	20	22	40	299			432
		2015	25	28	31	39	18	44	23	-	-	-	-	-	208	-30.4%	▼	208
	Non-Capital Felonies and Related Matters	2014	148	157	70	142	172	97	107	146	107	104	86	126	893			1,462
		2015	110	43	94	123	57	76	55	-	-	-	-	-	558	-37.5%	▼	558
	Other Criminally Related Matters	2014	9	9	12	15	4	10	4	9	10	9	10	10	63			111
		2015	3	3	4	6	4	7	4	-	-	-	-	-	31	-50.8%	▼	31
Other	Miscellaneous	2014	176	150	196	142	116	142	117	84	148	168	127	156	1,039			1,722
		2015	153	132	142	160	110	135	151	-	-	-	-	-	983	-5.4%	▼	983
	Other	2014	-	-	2	1	-	1	1	-	-	-	-	2	5			7
			2015	22	66	93	93	44	50	40	-	-	-	-	408	8,060.0%	▲	408

Court: Pulaski Circuit

Start/End Date: Jan-14 / Jul-15

2014 Average Month: 250

Jan-Jul 2014: 1,884

Filings Trending: Downward ▼

Circuit/Court ID: 27 227155

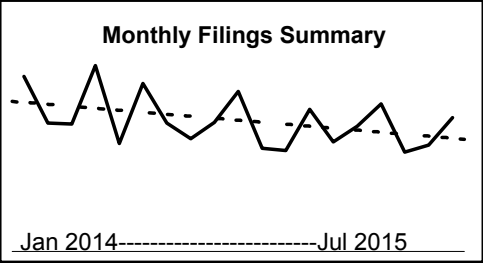
Type of Case: Filings

2015 Average Month:228

Jan-Jul 2015 : 1,593

Overall AVG. Month: 242

Monthly Filings Summary



January --- July Filings

1,884

2014

1,593

2015

	Jan	Feb	Mar	Apr	May	Jun	<u>Jul</u>	Aug	Sep	Oct	Nov	Dec	Thru Jul	% Change	Trending	Total
2014	323	237	235	343	199	310	237	208	238	295	190	186	1,884			3,001
2015	262	202	231	272	183	196	247	-	-	-	-	-	1,593	-15.4%	▼	1,593

			Jan	Feb	Mar	Apr	May	Jun	<u>Jul</u>	Aug	Sep	Oct	Nov	Dec	Thru Jul	% Change	Trending	Total
Civil	Administrative Law	2014	-	-	1	-	-	-	-	-	3	-	-	-	1			4
	Contested Divorce	2014	3	4	5	3	-	1	9	1	3	3	5	5	25			42
		2015	3	6	8	7	8	5	9	-	-	-	-	-	46	84.0%	▲	46
	Domestic and Family - Level 1	2014	8	3	2	4	4	8	4	9	9	8	8	9	33			76
		2015	4	-	15	10	6	4	6	-	-	-	-	-	45	36.4%	▲	45
	Domestic and Family - Level 2	2014	1	-	-	1	3	-	2	2	1	3	-	2	7			15
		2015	-	2	4	3	5	-	1	-	-	-	-	-	15	114.3%	▲	15
	General Civil - Level 1	2014	-	2	-	-	1	-	-	-	-	-	2	-	3			5
		2015	1	-	1	-	-	1	1	-	-	-	-	-	4	33.3%	▲	4
	General Civil - Level 2	2014	2	7	2	4	3	11	3	4	2	2	2	-	32			42
		2015	6	5	5	3	7	10	5	-	-	-	-	-	41	28.1%	▲	41
	General Civil - Level 3	2014	3	-	-	2	3	2	1	2	-	2	2	3	11			20
		2015	1	-	2	3	1	2	3	-	-	-	-	-	12	9.1%	▲	12
	Probates/Wills and Trusts	2014	-	-	-	-	-	-	-	-	-	1	-	-	0			1
	Probates/Wills and Trusts - Level 2	2014	-	-	1	5	3	2	-	1	2	2	2	2	11	0.0%	↔	20
		2015	-	1	2	1	-	1	-	-	-	-	-	-	5	-54.5%	▼	5
Criminal	Protective Orders	2014	-	-	-	1	1	-	1	2	1	1	-	-	3			7
		2015	-	-	-	1	1	-	-	-	-	-	-	-	2	-33.3%	▼	2
	Uncontested Divorce	2014	8	11	17	11	12	13	9	9	15	11	8	8	81			132
		2015	5	11	20	9	10	11	14	-	-	-	-	-	80	-1.2%	▼	80
	Capital Murder	2014	-	-	-	1	-	-	-	-	-	-	-	-	1			1
	Misdemeanor	2014	33	21	16	35	16	40	20	27	25	31	17	14	181			295
		2015	22	28	11	18	10	8	13	-	-	-	-	-	110	-39.2%	▼	110
	Non-Capital Felonies and Related Matters	2014	130	63	61	180	57	123	88	52	84	122	65	52	702			1,077
		2015	132	47	53	86	63	63	94	-	-	-	-	-	538	-23.4%	▼	538
	Other Criminally Related Matters	2014	15	12	7	5	3	12	9	10	8	11	4	7	63			103
Other		2015	7	5	9	18	4	4	9	-	-	-	-	-	56	-11.1%	▼	56
	Miscellaneous	2014	106	87	101	70	69	68	69	62	65	74	59	64	570			894
		2015	59	73	81	96	55	60	80	-	-	-	-	-	504	-11.6%	▼	504
	Other	2014	14	27	22	21	24	30	22	27	20	24	16	20	160			267
		2015	22	24	20	17	13	27	12	-	-	-	-	-	135	-15.6%	▼	135

Court: Wythe Circuit

Start/End Date: Jan-14 / Jul-15

2014 Average Month: 176

Jan-Jul 2014: 1,242

Filings Trending: Upward ▲

Circuit/Court ID: 27 227197


Type of Case: Filings

2015 Average Month:198

Jan-Jul 2015 : 1,385


Overall AVG. Month: 184

Monthly Filings Summary



Jan 2014-----Jul 2015

January --- July Filings



1,242 1,385

2014 2015

	Jan	Feb	Mar	Apr	May	Jun	Jul	Aug	Sep	Oct	Nov	Dec	Thru Jul	% Change	Trending	Total
2014	211	161	180	223	158	131	178	189	144	217	129	189	1,242			2,110
2015	222	165	191	250	140	209	208	-	-	-	-	-	1,385	11.5%	▲	1,385

			Jan	Feb	Mar	Apr	May	Jun	Jul	Aug	Sep	Oct	Nov	Dec	Thru Jul	% Change	Trending	Total
Civil	Administrative Law	2015	-	-	-	-	-	1	1	-	-	-	-	-	2			2
	Contested Divorce	2014	4	1	2	4	1	2	4	3	4	7	5	6	18			43
		2015	4	-	6	1	6	2	5	-	-	-	-	-	24	33.3%	▲	24
	Domestic and Family - Level 1	2014	9	3	3	5	10	7	2	11	10	13	-	14	39			87
		2015	6	4	1	4	4	12	6	-	-	-	-	-	37	-5.1%	▼	37
	Domestic and Family - Level 2	2014	-	-	2	1	2	1	3	-	1	2	-	1	9			13
		2015	5	3	1	1	2	2	2	-	-	-	-	-	16	77.8%	▲	16
	General Civil - Level 1	2014	2	-	-	1	-	-	2	-	1	-	-	-	5			6
		2015	-	-	-	1	1	-	-	-	-	-	-	-	2	-60.0%	▼	2
	General Civil - Level 2	2014	5	2	1	3	9	7	8	8	2	8	6	2	35			61
		2015	4	1	8	9	5	4	5	-	-	-	-	-	36	2.9%	▲	36
	General Civil - Level 3	2014	-	2	4	4	7	1	2	1	1	-	1	10	20			33
		2015	9	9	9	-	6	4	5	-	-	-	-	-	42	110.0%	▲	42
	Probates/Wills and Trusts	2014	-	1	-	-	-	-	-	-	-	-	-	-	1			1
	Probates/Wills and Trusts - Level 2	2014	2	1	1	2	1	-	-	3	2	1	1	-	7			14
Criminal		2015	1	1	1	1	-	-	3	-	-	-	-	-	7	0.0%	↔	7
	Uncontested Divorce	2014	4	12	8	6	7	11	6	8	9	7	9	11	54			98
		2015	5	9	10	9	10	5	8	-	-	-	-	-	56	3.7%	▲	56
	Misdemeanor	2014	7	8	13	7	7	13	15	5	4	10	4	11	70			104
		2015	9	7	7	27	9	13	9	-	-	-	-	-	81	15.7%	▲	81
Other	Non-Capital Felonies and Related Matters	2014	102	38	57	111	55	33	84	65	35	89	43	74	480			786
		2015	102	42	39	127	37	94	86	-	-	-	-	-	527	9.8%	▲	527
	Other Criminally Related Matters	2014	3	-	8	4	7	5	8	4	8	4	5	-	35			56
Other		2015	5	8	11	12	4	8	9	-	-	-	-	-	57	62.9%	▲	57
	Miscellaneous	2014	67	87	80	72	46	51	42	73	67	70	55	55	445			765
		2015	71	80	95	58	56	56	68	-	-	-	-	-	484	8.8%	▲	484
Other	Other	2014	6	6	1	3	6	-	2	8	-	6	-	5	24			43
		2015	1	1	3	-	-	8	1	-	-	-	-	-	14	-41.7%	▼	14

Court: Radford Circuit

Start/End Date: Jan-14 / Jul-15

2014 Average Month: 109

Jan-Jul 2014: 626

Filings Trending: Steady ↔

Circuit/Court ID: 27 227750

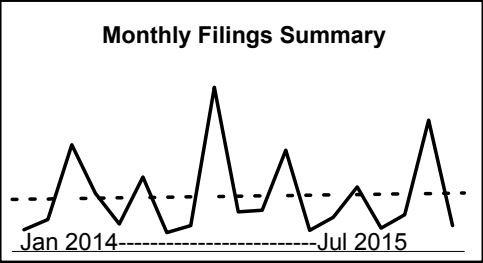
Type of Case: Filings

2015 Average Month:89

Jan-Jul 2015 : 622

Overall AVG. Month: 102

Monthly Filings Summary



January --- July Filings

626

2014

622

2015

	Jan	Feb	Mar	Apr	May	Jun	Jul	Aug	Sep	Oct	Nov	Dec	Thru Jul	% Change	Trending	Total
2014	40	59	197	107	51	137	35	48	303	73	76	187	626			1,313
2015	39	63	119	43	68	242	48	-	-	-	-	-	622	-0.6%	▼	622

			Jan	Feb	Mar	Apr	May	Jun	Jul	Aug	Sep	Oct	Nov	Dec	Thru Jul	% Change	Trending	Total
Civil	Administrative Law	2014	-	-	-	-	-	-	-	-	-	1	-	1	0			2
		2015	-	-	-	-	-	-	1	-	-	-	-	-	1	0.0%	↔	1
	Contested Divorce	2014	-	-	-	3	1	3	1	1	1	2	-	-	8			12
		2015	-	2	1	-	-	-	1	-	-	-	-	-	4	-50.0%	▼	4
	Domestic and Family - Level 1	2014	-	-	5	3	1	2	-	3	-	-	-	3	11			17
		2015	5	-	6	4	-	2	3	-	-	-	-	-	20	81.8%	▲	20
	Domestic and Family - Level 2	2014	-	-	-	-	1	-	-	1	-	-	1	-	1			3
		2015	-	2	-	-	-	-	-	-	-	-	-	-	2	100.0%	▲	2
	General Civil - Level 1	2014	-	-	-	1	-	1	-	-	-	-	1	1	2			4
		2015	-	-	-	1	-	-	-	-	-	-	-	-	1	-50.0%	▼	1
	General Civil - Level 2	2014	-	-	1	1	-	-	2	1	1	-	-	3	4			9
		2015	-	4	1	-	1	-	-	-	-	-	-	-	6	50.0%	▲	6
	General Civil - Level 3	2014	-	-	-	2	-	-	1	-	2	2	-	2	3			9
		2015	-	-	-	1	-	1	-	-	-	-	-	-	2	-33.3%	▼	2
	Probates/Wills and Trusts	2015	-	-	1	-	-	1	-	-	-	-	-	-	2			2
Criminal	Uncontested Divorce	2014	1	5	1	5	1	1	2	-	3	-	3	-	16			22
		2015	1	1	1	2	1	2	-	-	-	-	-	-	8	-50.0%	▼	8
	Misdemeanor	2014	1	7	18	26	1	31	5	9	23	10	13	28	89			172
		2015	2	6	11	6	6	7	4	-	-	-	-	-	42	-52.8%	▼	42
	Non-Capital Felonies and Related Matters	2014	9	17	140	36	27	71	7	13	234	29	37	122	307			742
		2015	8	25	69	5	46	207	4	-	-	-	-	-	364	18.6%	▲	364
Other	Other Criminally Related Matters	2014	2	3	7	5	1	6	3	3	7	4	6	4	27			51
		2015	6	3	5	2	-	3	3	-	-	-	-	-	22	-18.5%	▼	22
	Miscellaneous	2014	27	26	25	25	18	22	14	17	32	22	15	23	157			266
		2015	17	20	24	21	14	19	32	-	-	-	-	-	147	-6.4%	▼	147
	Other	2014	-	1	-	-	-	-	-	-	-	3	-	-	1			4
		2015	-	-	-	1	-	-	-	-	-	-	-	-	1	0.0%	↔	1

Court: Smyth Circuit

Start/End Date: Jan-14 / Jul-15

2014 Average Month: 218

Jan-Jul 2014: 1,603

Filings Trending: Downward ▼

Circuit/Court ID: 28 228173

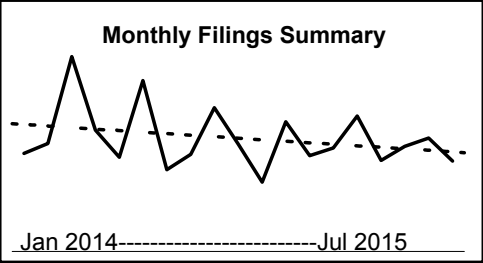
Type of Case: Filings

2015 Average Month:194

Jan-Jul 2015 : 1,356

Overall AVG. Month: 209

Monthly Filings Summary



January --- July Filings

1,603

2014

1,356

2015

			Jan	Feb	Mar	Apr	May	Jun	Jul	Aug	Sep	Oct	Nov	Dec	Thru Jul	% Change	Trending	Total
2014			181	199	359	224	174	315	151	179	265	198	128	239	1,603			2,612
2015			177	191	250	168	194	209	167	-	-	-	-	-	1,356	-15.4%	▼	1,356

			Jan	Feb	Mar	Apr	May	Jun	Jul	Aug	Sep	Oct	Nov	Dec	Thru Jul	% Change	Trending	Total
Civil	Administrative Law	2014	1	-	-	2	2	-	-	-	-	-	-	-	5			5
		2015	-	-	-	-	1	-	2	-	-	-	-	-	3	-40.0%	▼	3
	Contested Divorce	2014	6	3	8	2	1	5	7	6	6	1	-	2	32			47
		2015	7	1	3	4	4	2	1	-	-	-	-	-	22	-31.3%	▼	22
	Domestic and Family - Level 1	2014	1	2	-	5	-	4	-	4	3	-	-	4	12			23
		2015	1	-	4	4	3	4	-	-	-	-	-	-	16	33.3%	▲	16
	Domestic and Family - Level 2	2014	3	2	1	3	4	6	4	-	4	7	2	-	23			36
		2015	-	5	1	3	2	2	3	-	-	-	-	-	16	-30.4%	▼	16
	General Civil - Level 1	2014	-	-	-	-	1	1	2	-	-	-	-	1	4			5
		2015	1	-	-	-	1	-	2	-	-	-	-	-	4	0.0%	↔	4
	General Civil - Level 2	2014	9	6	7	5	9	6	4	3	5	5	1	5	46			65
		2015	2	-	5	2	3	3	3	-	-	-	-	-	18	-60.9%	▼	18
	General Civil - Level 3	2014	3	1	7	5	4	7	5	2	2	1	2	3	32			42
		2015	-	5	-	3	3	6	2	-	-	-	-	-	19	-40.6%	▼	19
	Probates/Wills and Trusts	2014	-	-	-	1	-	-	-	-	-	-	-	1	1			2
	Probates/Wills and Trusts - Level 2	2014	3	4	5	3	4	2	1	2	1	1	-	1	22			27
		2015	-	-	4	-	-	1	2	-	-	-	-	-	7	-68.2%	▼	7
	Protective Orders	2015	-	-	-	-	-	-	1	-	-	-	-	-	1			1
Criminal	Uncontested Divorce	2014	6	8	11	12	8	14	11	10	9	5	13	6	70			113
		2015	8	11	8	12	10	6	8	-	-	-	-	-	63	-10.0%	▼	63
	Misdemeanor	2014	10	6	16	11	29	8	10	19	30	16	17	7	90			179
		2015	13	14	17	20	19	7	7	-	-	-	-	-	97	7.8%	▲	97
	Non-Capital Felonies and Related Matters	2014	46	46	150	70	34	153	25	49	107	77	36	114	524			907
		2015	64	59	85	34	83	69	46	-	-	-	-	-	440	-16.0%	▼	440
	Other Criminally Related Matters	2014	3	3	-	-	3	1	-	2	2	2	3	3	10			22
		2015	3	2	2	3	6	1	2	-	-	-	-	-	19	90.0%	▲	19
	Miscellaneous	2014	75	90	104	89	43	59	57	60	55	67	35	56	517			790
		2015	56	65	60	62	35	63	50	-	-	-	-	-	391	-24.4%	▼	391
Other	Other	2014	15	28	50	16	32	49	25	22	41	16	19	36	215			349
		2015	22	29	61	21	24	45	38	-	-	-	-	-	240	11.6%	▲	240

Court: Washington Circuit

Start/End Date: Jan-14 / Jul-15

2014 Average Month: 310

Jan-Jul 2014: 2,456

Filings Trending: Downward ▼

Circuit/Court ID: 28 228191


Type of Case: Filings

2015 Average Month:285

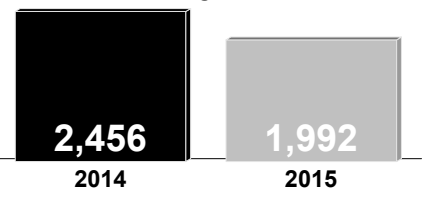
Jan-Jul 2015 : 1,992

Overall AVG. Month: 301

Monthly Filings Summary



January --- July Filings



	Jan	Feb	Mar	Apr	May	Jun	<u>Jul</u>	Aug	Sep	Oct	Nov	Dec	Thru Jul	% Change	Trending	Total
2014	437	260	419	385	191	332	432	205	301	361	186	213	2,456			3,722
2015	384	188	291	358	193	223	355	-	-	-	-	-	1,992	-18.9%	▼	1,992

			Jan	Feb	Mar	Apr	May	Jun	<u>Jul</u>	Aug	Sep	Oct	Nov	Dec	Thru Jul	% Change	Trending	<u>Total</u>
Civil	Administrative Law	2014	-	1	1	2	1	-	-	-	1	-	-	-	5			6
		2015	-	-	-	-	-	1	-	-	-	-	-	-	1	-80.0%	▼	1
	Contested Divorce	2014	5	8	5	9	7	7	4	8	7	6	4	4	45			74
		2015	7	6	8	8	7	9	5	-	-	-	-	-	50	11.1%	▲	50
	Domestic and Family - Level 1	2014	2	1	14	5	2	11	11	5	2	8	3	1	46			65
		2015	-	3	9	4	3	1	3	-	-	-	-	-	23	-50.0%	▼	23
	Domestic and Family - Level 2	2014	2	1	-	2	2	3	1	3	3	3	-	1	11			21
		2015	3	2	1	5	4	4	4	-	-	-	-	-	23	109.1%	▲	23
	General Civil - Level 1	2014	-	-	2	-	-	2	1	-	-	-	-	-	5			5
		2015	-	-	2	-	1	-	-	-	-	-	-	-	3	-40.0%	▼	3
	General Civil - Level 2	2014	1	5	4	4	10	7	4	5	9	6	3	4	35			62
		2015	11	6	5	5	5	10	8	-	-	-	-	-	50	42.9%	▲	50
	General Civil - Level 3	2014	4	3	5	4	5	6	6	9	2	5	6	5	33			60
		2015	6	6	4	7	5	3	6	-	-	-	-	-	37	12.1%	▲	37
	Probates/Wills and Trusts - Level 1	2014	-	-	-	-	-	-	-	-	-	-	1	-	0			1
		2015	-	-	-	-	-	-	-	1	-	-	-	-	1	0.0%	↔	1
	Probates/Wills and Trusts - Level 2	2014	-	-	-	4	-	-	2	2	1	1	1	1	6			12
		2015	1	1	1	1	3	-	-	-	-	-	-	-	7	16.7%	▲	7
	Protective Orders	2014	-	-	1	-	1	-	-	-	-	-	-	-	2			2
		2015	-	1	-	1	-	-	1	-	-	-	-	-	3	50.0%	▲	3
	Uncontested Divorce	2014	16	20	19	18	11	18	13	12	19	18	11	19	115			194
		2015	11	11	18	7	10	9	12	-	-	-	-	-	78	-32.2%	▼	78
Criminal	Misdemeanor	2014	34	4	20	8	8	32	20	9	10	25	5	17	126			192
		2015	22	5	9	32	9	11	20	-	-	-	-	-	108	-14.3%	▼	108
	Non-Capital Felonies and Related Matters	2014	152	42	151	136	32	123	243	60	136	142	61	58	879			1,336
		2015	203	47	94	170	56	68	157	-	-	-	-	-	795	-9.6%	▼	795
	Other Criminally Related Matters	2014	27	-	11	14	-	-	10	5	4	15	5	6	62			97
Other	Miscellaneous	2015	15	12	3	15	-	11	5	-	-	-	-	-	61	-1.6%	▼	61
		2014	194	175	186	179	112	123	115	87	107	131	87	97	1,084			1,593
	Other	2015	103	87	132	103	88	95	133	-	-	-	-	-	741	-31.6%	▼	741
		2014	-	-	-	-	-	-	2	-	-	-	-	-	2			2
2015	2	1	5	-	2	1	-	-	-	-	-	-	-	11	450.0%	▲	11	

Court: Bristol Circuit

Start/End Date: Jan-14 / Jul-15

2014 Average Month: 172

Jan-Jul 2014: 1,199

Filings Trending: Steady ↔

Circuit/Court ID: 28 228520

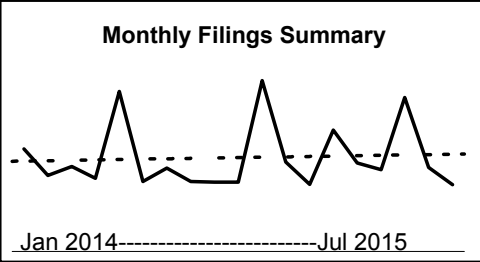
Type of Case: Filings

2015 Average Month:175

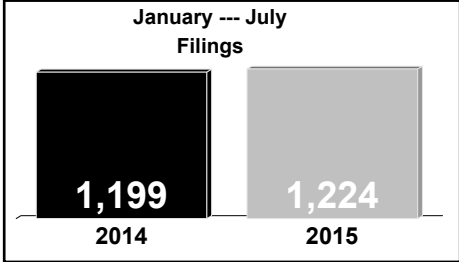
Jan-Jul 2015 : 1,224

Overall AVG. Month: 173

Monthly Filings Summary



January --- July Filings



	Jan	Feb	Mar	Apr	May	Jun	Jul	Aug	Sep	Oct	Nov	Dec	Thru Jul	% Change	Trending	Total
2014	189	140	157	135	295	129	154	129	128	128	315	165	1,199			2,064
2015	124	224	163	151	284	155	123	-	-	-	-	-	1,224	2.1%	▲	1,224

			Jan	Feb	Mar	Apr	May	Jun	Jul	Aug	Sep	Oct	Nov	Dec	Thru Jul	% Change	Trending	Total
Civil	Administrative Law	2014	-	-	-	-	-	-	-	1	-	-	-	-	0			1
		2015	-	-	1	2	1	-	-	-	-	-	-	-	4	0.0%	↔	4
	Contested Divorce	2014	1	-	3	3	1	1	1	-	1	2	2	2	10			17
		2015	3	2	3	2	2	3	2	-	-	-	-	-	17	70.0%	▲	17
	Domestic and Family - Level 1	2014	1	-	2	1	-	2	3	-	-	-	-	1	9			10
		2015	1	2	-	1	1	5	1	-	-	-	-	-	11	22.2%	▲	11
	Domestic and Family - Level 2	2014	-	1	-	2	1	1	-	-	-	-	-	-	5			5
		2015	1	-	-	2	-	1	-	-	-	-	-	-	4	-20.0%	▼	4
	General Civil - Level 1	2014	-	-	1	1	-	1	-	-	-	-	-	-	3			3
		2015	-	-	-	1	-	1	-	-	-	-	-	-	2	-33.3%	▼	2
	General Civil - Level 2	2014	3	3	4	1	5	-	4	6	2	5	2	2	20			37
		2015	-	4	4	8	2	1	2	-	-	-	-	-	21	5.0%	▲	21
	General Civil - Level 3	2014	2	2	4	3	3	-	4	2	4	4	1	-	18			29
		2015	2	2	2	-	4	1	4	-	-	-	-	-	15	-16.7%	▼	15
	Probates/Wills and Trusts	2015	-	-	1	1	-	1	-	-	-	-	-	-	3			3
Criminal	Uncontested Divorce	2014	4	3	5	4	6	7	1	5	7	3	6	2	30			53
		2015	4	3	13	7	7	3	6	-	-	-	-	-	43	43.3%	▲	43
	Capital Murder	2014	-	-	-	-	-	-	-	-	-	1	2	-	0			3
		2015	15	7	6	15	34	13	11	17	12	20	16	21	101	0.0%	↔	187
	Misdemeanor	2014	7	8	25	5	15	7	11	-	-	-	-	-	78	-22.8%	▼	78
		2015	86	53	75	45	184	72	91	56	71	53	227	87	606	5.6%	▲	1,100
Other	Non-Capital Felonies and Related Matters	2014	51	114	62	85	197	79	52	-	-	-	-	-	640			640
		2015	7	3	12	5	4	2	2	1	1	4	1	5	35			47
	Other Criminally Related Matters	2014	3	1	1	3	3	1	2	-	-	-	-	-	14	-60.0%	▼	14
		2015	55	56	38	44	37	23	29	32	26	28	50	43	282			461
	Miscellaneous	2014	35	28	33	30	31	41	37	-	-	-	-	-	235	-16.7%	▼	235
		2015	15	12	7	11	20	7	8	9	4	8	8	2	80			111
	Other	2014	17	60	18	4	21	11	6	-	-	-	-	-	137	71.3%	▲	137
		2015																

Court: Buchanan Circuit

Start/End Date: Jan-14 / Jul-15

2014 Average Month: 223

Jan-Jul 2014: 1,801

Filings Trending: Downward ▼

Circuit/Court ID: 29 229027


Type of Case: Filings

2015 Average Month:189

Jan-Jul 2015 : 1,326

Overall AVG. Month: 211

Monthly Filings Summary



January --- July Filings

1,801

2014

1,326

2015

	Jan	Feb	Mar	Apr	May	Jun	<u>Jul</u>	Aug	Sep	Oct	Nov	Dec	Thru Jul	% Change	Trending	Total
2014	201	125	534	347	169	174	251	273	153	267	78	103	1,801			2,675
2015	288	71	128	374	121	113	231	-	-	-	-	-	1,326	-26.4%	▼	1,326

			Jan	Feb	Mar	Apr	May	Jun	<u>Jul</u>	Aug	Sep	Oct	Nov	Dec	Thru Jul	% Change	Trending	Total
Civil	Administrative Law	2014	-	-	-	-	-	-	1	-	-	-	-	-	1			1
	Contested Divorce	2014	4	3	7	3	1	3	1	3	1	4	2	2	22			34
		2015	-	4	6	3	1	2	4	-	-	-	-	-	20	-9.1%	▼	20
	Domestic and Family - Level 1	2014	3	2	-	4	1	1	7	2	3	1	7	3	18			34
		2015	1	-	3	-	4	-	2	-	-	-	-	-	10	-44.4%	▼	10
	Domestic and Family - Level 2	2014	1	2	2	3	2	4	7	3	2	2	-	1	21			29
		2015	1	1	-	3	1	3	3	-	-	-	-	-	12	-42.9%	▼	12
	General Civil - Level 1	2014	-	-	1	1	-	2	-	-	-	-	1	-	4			5
		2015	-	1	3	1	-	1	-	-	-	-	-	-	6	50.0%	▲	6
	General Civil - Level 2	2014	4	1	4	6	7	9	13	6	4	6	1	7	44			68
		2015	4	4	1	5	7	11	11	-	-	-	-	-	43	-2.3%	▼	43
	General Civil - Level 3	2014	5	3	3	1	1	3	4	1	2	4	2	3	20			32
		2015	2	-	1	1	3	8	2	-	-	-	-	-	17	-15.0%	▼	17
	Probates/Wills and Trusts	2014	-	-	-	-	1	-	-	-	-	-	-	-	1			1
	Probates/Wills and Trusts - Level 2	2014	1	1	-	-	1	2	2	1	2	2	1	1	7			14
		2015	1	-	1	1	1	1	1	-	-	-	-	-	6	-14.3%	▼	6
Criminal	Protective Orders	2014	-	-	-	-	1	-	-	-	-	1	-	-	1			2
	Uncontested Divorce	2014	8	3	4	10	5	6	4	3	4	13	5	6	40			71
		2015	4	4	4	6	4	5	7	-	-	-	-	-	34	-15.0%	▼	34
	Capital Murder	2015	-	-	-	1	-	-	-	-	-	-	-	-	1			1
	Misdemeanor	2014	16	10	60	33	12	18	16	33	8	24	9	10	165			249
Other		2015	29	4	16	52	14	13	28	-	-	-	-	-	156	-5.5%	▼	156
	Non-Capital Felonies and Related Matters	2014	93	28	333	171	24	60	134	153	48	132	4	22	843			1,202
		2015	192	13	8	217	38	13	112	-	-	-	-	-	593	-29.7%	▼	593
	Other Criminally Related Matters	2014	-	1	7	-	-	7	2	-	1	-	3	10	17			31
		2015	8	-	1	13	-	3	-	-	-	-	-	-	25	47.1%	▲	25
Other	Miscellaneous	2014	66	70	113	115	113	59	60	67	78	78	43	38	596			900
		2015	46	40	84	71	48	53	61	-	-	-	-	-	403	-32.4%	▼	403
	Other	2014	-	1	-	-	-	-	-	1	-	-	-	-	1			2

Court: Dickenson Circuit

Start/End Date: Jan-14 / Jul-15

2014 Average Month: 118

Jan-Jul 2014: 801

Filings Trending: Steady ↔

Circuit/Court ID: 29 229051

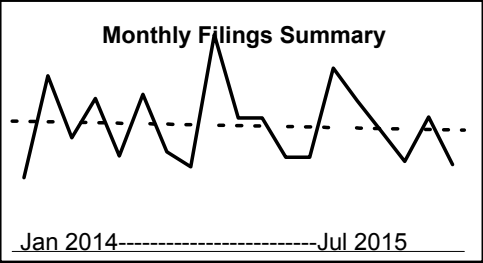
Type of Case: Filings

2015 Average Month:113

Jan-Jul 2015 : 793

Overall AVG. Month: 116

Monthly Filings Summary



January --- July Filings

801

2014

793

2015

	Jan	Feb	Mar	Apr	May	Jun	<u>Jul</u>	Aug	Sep	Oct	Nov	Dec	Thru Jul	% Change	Trending	Total
2014	68	162	105	141	88	145	92	78	200	123	123	87	801			1,412
2015	87	169	139	111	83	124	80	-	-	-	-	-	793	-1.0%	▼	793

			Jan	Feb	Mar	Apr	May	Jun	<u>Jul</u>	Aug	Sep	Oct	Nov	Dec	Thru Jul	% Change	Trending	Total
Civil	Contested Divorce	2014	1	1	3	5	-	1	1	1	1	4	-	1	12			19
		2015	3	1	1	2	5	4	3	-	-	-	-	-	19	58.3%	▲	19
	Domestic and Family - Level 1	2014	6	-	4	-	1	16	6	-	7	1	10	-	33			51
		2015	1	-	2	3	-	1	11	-	-	-	-	-	18	-45.5%	▼	18
	Domestic and Family - Level 2	2014	-	6	3	1	9	1	-	2	4	9	3	1	20			39
		2015	3	2	5	1	3	3	1	-	-	-	-	-	18	-10.0%	▼	18
	General Civil - Level 2	2014	3	1	2	5	3	3	3	1	1	-	4	3	20			29
		2015	-	-	4	2	2	2	3	-	-	-	-	-	13	-35.0%	▼	13
	General Civil - Level 3	2014	1	4	-	-	2	4	1	2	2	-	1	-	12			17
		2015	-	1	2	-	-	-	1	-	-	-	-	-	4	-66.7%	▼	4
	Probates/Wills and Trusts	2015	-	-	-	-	-	-	1	-	-	-	-	-	1			1
	Probates/Wills and Trusts - Level 2	2014	-	1	2	-	5	2	-	1	-	1	-	1	10			13
		2015	1	-	2	-	-	-	2	-	-	-	-	-	5	-50.0%	▼	5
	Protective Orders	2014	-	-	-	-	-	-	-	-	-	-	2	-	0			2
		2015	1	-	-	-	-	-	-	-	-	-	-	-	1	0.0%	↔	1
Criminal	Uncontested Divorce	2014	7	2	2	3	1	2	4	5	3	8	1	1	21			39
		2015	3	4	5	5	3	2	3	-	-	-	-	-	25	19.0%	▲	25
	Misdemeanor	2014	2	15	2	9	4	3	5	3	5	7	9	2	40			66
		2015	8	1	12	14	1	23	2	-	-	-	-	-	61	52.5%	▲	61
	Non-Capital Felonies and Related Matters	2014	9	81	26	72	3	68	33	15	134	36	45	31	292			553
		2015	34	119	55	30	34	36	13	-	-	-	-	-	321	9.9%	▲	321
	Other Criminally Related M	2014	-	-	-	-	1	-	1	1	-	-	-	-	2			3
		2015	35	41	43	35	51	32	28	31	31	39	36	32	265			434
	Miscellaneous	2014	30	25	39	50	27	41	32	-	-	-	-	-	244	-7.9%	▼	244
		2015	4	10	18	11	8	13	10	16	12	18	12	15	74			147
	Other	2014	4	10	18	11	8	13	10	16	12	18	12	15	74			147
		2015	3	16	12	4	8	12	8	-	-	-	-	-	63	-14.9%	▼	63

Court: Russell Circuit

Start/End Date: Jan-14 / Jul-15

2014 Average Month: 281

Jan-Jul 2014: 2,117

Filings Trending: Downward ▼

Circuit/Court ID: 29 229167

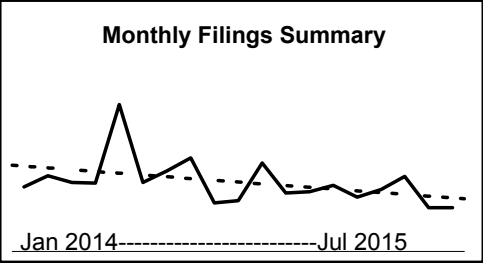
Type of Case: Filings

2015 Average Month:213

Jan-Jul 2015 : 1,493

Overall AVG. Month: 256

Monthly Filings Summary



January --- July Filings

2,117

2014

1,493

2015

	Jan	Feb	Mar	Apr	May	Jun	<u>Jul</u>	Aug	Sep	Oct	Nov	Dec	Thru Jul	% Change	Trending	Total
2014	238	279	255	252	542	254	297	345	179	187	326	216	2,117			3,370
2015	220	244	200	229	277	162	161	-	-	-	-	-	1,493	-29.5%	▼	1,493

			Jan	Feb	Mar	Apr	May	Jun	<u>Jul</u>	Aug	Sep	Oct	Nov	Dec	Thru Jul	% Change	Trending	Total
Civil	Administrative Law	2014	-	-	1	1	-	-	-	1	-	-	-	-	2			3
	Contested Divorce	2014	6	3	5	2	6	7	7	3	3	4	3	5	36			54
		2015	7	9	3	5	2	5	4	-	-	-	-	-	35	-2.8%	▼	35
	Domestic and Family - Level 1	2014	15	3	6	5	-	10	8	11	-	4	4	2	47			68
		2015	10	7	-	6	-	-	10	-	-	-	-	-	33	-29.8%	▼	33
	Domestic and Family - Level 2	2014	2	5	3	2	2	2	2	3	-	6	2	1	18			30
		2015	1	1	3	5	2	6	2	-	-	-	-	-	20	11.1%	▲	20
	General Civil - Level 1	2014	-	-	-	-	-	-	-	1	-	-	-	-	0			1
		2015	-	-	-	1	2	3	-	-	-	-	-	-	6	0.0%	↔	6
	General Civil - Level 2	2014	6	2	4	10	6	6	5	13	1	4	2	3	39			62
		2015	7	3	1	4	9	2	2	-	-	-	-	-	28	-28.2%	▼	28
	General Civil - Level 3	2014	6	1	2	2	4	2	5	3	6	6	2	1	22			40
		2015	4	1	3	4	4	2	3	-	-	-	-	-	21	-4.5%	▼	21
	Probates/Wills and Trusts - Level 1	2014	-	-	-	-	-	-	-	-	-	-	1	-	0			1
		2015	-	-	-	-	1	-	-	-	-	-	-	-	1	0.0%	↔	1
	Probates/Wills and Trusts - Level 2	2014	1	-	-	-	-	3	-	1	-	1	-	-	4			6
		2015	2	1	1	3	3	-	1	-	-	-	-	-	11	175.0%	▲	11
Criminal	Protective Orders	2014	-	-	-	1	-	-	-	-	-	-	-	-	1			1
	Uncontested Divorce	2014	7	9	13	10	13	13	12	14	12	9	12	8	77			132
		2015	11	8	10	9	6	10	6	-	-	-	-	-	60	-22.1%	▼	60
	Misdemeanor	2014	25	36	23	8	29	10	5	40	14	10	36	9	136			245
		2015	20	20	20	9	43	4	9	-	-	-	-	-	125	-8.1%	▼	125
	Non-Capital Felonies and Related Matters	2014	68	99	61	65	363	46	116	125	40	44	186	71	818			1,284
Other		2015	80	121	65	79	108	43	46	-	-	-	-	-	542	-33.7%	▼	542
	Other Criminally Related Matters	2014	-	-	1	2	1	7	-	3	3	1	3	1	11			22
		2015	2	3	7	1	-	2	3	-	-	-	-	-	18	63.6%	▲	18
	Miscellaneous	2014	88	92	119	124	103	131	94	86	75	72	59	57	751			1,100
		2015	60	58	47	67	53	52	57	-	-	-	-	-	394	-47.5%	▼	394
	Other	2014	14	29	17	20	15	17	43	41	25	26	16	58	155			321
		2015	16	12	40	36	44	33	18	-	-	-	-	-	199	28.4%	▲	199

Court: Tazewell Circuit

Start/End Date: Jan-14 / Jul-15

2014 Average Month: 470

Jan-Jul 2014: 3,743

Filings Trending: Upward ▲

Circuit/Court ID: 29 229185

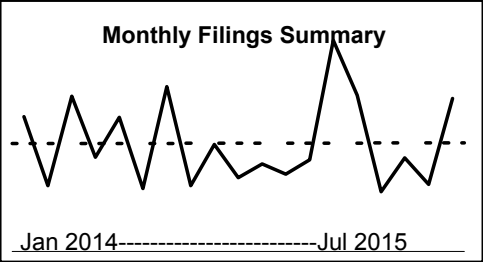
Type of Case: Filings

2015 Average Month:548

Jan-Jul 2015 : 3,838

Overall AVG. Month: 499

Monthly Filings Summary



January --- July Filings

3,743

2014

3,838

2015

	Jan	Feb	Mar	Apr	May	Jun	Jul	Aug	Sep	Oct	Nov	Dec	Thru Jul	% Change	Trending	Total
2014	621	303	716	435	618	290	760	304	493	341	404	357	3,743			5,642
2015	422	974	720	276	432	309	705	-	-	-	-	-	3,838	2.5%	▲	3,838

			Jan	Feb	Mar	Apr	May	Jun	Jul	Aug	Sep	Oct	Nov	Dec	Thru Jul	% Change	Trending	Total
Civil	Administrative Law	2014	-	-	-	-	-	-	-	1	-	-	1	-	0			2
		2015	-	-	-	-	-	-	2	-	-	-	-	-	2	0.0%	↔	2
	Contested Divorce	2014	3	5	6	6	4	7	6	1	10	7	6	6	37			67
		2015	7	9	8	12	2	6	3	-	-	-	-	-	47	27.0%	▲	47
	Domestic and Family - Level 1	2014	2	1	5	-	6	1	5	4	4	10	4	5	20			47
		2015	1	6	24	4	1	2	2	-	-	-	-	-	40	100.0%	▲	40
	Domestic and Family - Level 2	2014	1	1	2	3	3	6	7	2	4	-	1	2	23			32
		2015	4	2	3	1	4	4	4	-	-	-	-	-	22	-4.3%	▼	22
	General Civil - Level 1	2014	1	-	1	1	2	1	-	1	2	-	-	2	6			11
		2015	-	1	1	1	1	-	-	-	-	-	-	-	4	-33.3%	▼	4
	General Civil - Level 2	2014	2	10	10	8	5	5	10	10	1	4	9	8	50			82
		2015	10	3	6	13	5	5	7	-	-	-	-	-	49	-2.0%	▼	49
	General Civil - Level 3	2014	3	1	2	6	5	1	-	3	2	4	2	3	18			32
		2015	-	2	-	1	1	6	5	-	-	-	-	-	15	-16.7%	▼	15
	Probates/Wills and Trusts - Level 1	2014	-	-	-	-	-	-	-	-	1	-	-	1	0			2
		2015	-	-	-	-	-	1	1	-	-	-	-	-	2	0.0%	↔	2
	Probates/Wills and Trusts - Level 2	2014	4	3	1	1	-	2	-	3	2	2	2	2	11			22
		2015	4	2	5	6	1	2	3	-	-	-	-	-	23	109.1%	▲	23
Criminal	Uncontested Divorce	2014	17	25	19	11	12	15	23	16	9	15	13	11	122			186
		2015	9	8	12	11	8	10	13	-	-	-	-	-	71	-41.8%	▼	71
	Capital Murder	2014	-	-	-	-	-	-	-	-	-	-	-	1	0			1
		2015	-	-	-	-	-	-	-	-	-	-	-	-	-			-
	Misdemeanor	2014	86	30	120	35	125	20	96	19	93	33	89	45	512	0.0%	↔	791
		2015	72	55	124	31	86	35	137	-	-	-	-	-	540	5.5%	▲	540
	Non-Capital Felonies and Related Matters	2014	386	67	333	126	291	113	491	120	239	122	170	148	1,807			2,606
		2015	182	758	373	93	243	143	439	-	-	-	-	-	2,231	23.5%	▲	2,231
	Other Criminally Related Matters	2014	7	2	4	3	8	3	9	2	11	4	11	7	36			71
		2015	5	5	2	2	1	-	4	-	-	-	-	-	19	-47.2%	▼	19
Other	Miscellaneous	2014	103	149	207	228	153	110	111	118	113	137	89	106	1,061			1,624
		2015	125	113	155	96	76	84	79	-	-	-	-	-	728	-31.4%	▼	728
	Other	2014	6	9	6	7	4	6	2	4	2	3	7	10	40			66
		2015	3	10	7	5	3	11	6	-	-	-	-	-	45	12.5%	▲	45

Court: Lee Circuit

Start/End Date: Jan-14 / Jul-15

2014 Average Month: 221

Jan-Jul 2014: 1,770

Filings Trending: Downward ▼

Circuit/Court ID: 30 230105


Type of Case: Filings

2015 Average Month:187

Jan-Jul 2015 : 1,311

Overall AVG. Month: 209

Monthly Filings Summary



Jan 2014-----Jul 2015

January --- July Filings

1,770

2014

1,311

2015

	Jan	Feb	Mar	Apr	May	Jun	<u>Jul</u>	Aug	Sep	Oct	Nov	Dec	Thru Jul	% Change	Trending	Total
2014	228	522	219	178	182	128	313	149	152	232	117	233	1,770			2,653
2015	148	220	161	176	233	225	148	-	-	-	-	-	1,311	-25.9%	▼	1,311

			Jan	Feb	Mar	Apr	May	Jun	<u>Jul</u>	Aug	Sep	Oct	Nov	Dec	Thru Jul	% Change	Trending	Total
Civil	Administrative Law	2014	-	-	-	1	-	-	-	-	-	-	-	-	1			1
	Contested Divorce	2014	7	4	5	3	2	4	3	1	4	4	1	-	28			38
		2015	4	-	3	5	3	5	3	-	-	-	-	-	23	-17.9%	▼	23
	Domestic and Family - Level 1	2014	5	4	-	-	-	1	-	-	-	-	-	-	10			10
		2015	2	7	1	-	2	13	4	-	-	-	-	-	29	190.0%	▲	29
	Domestic and Family - Level 2	2014	-	4	2	2	3	-	5	4	2	2	1	3	16			28
		2015	-	3	3	4	2	2	2	-	-	-	-	-	16	0.0%	↔	16
	General Civil - Level 1	2014	-	-	-	-	-	-	-	1	1	-	-	1	0			3
		2015	-	-	1	3	-	-	1	-	-	-	-	-	5	0.0%	↔	5
	General Civil - Level 2	2014	1	2	5	1	3	3	6	6	3	2	1	3	21			36
		2015	4	5	2	4	2	4	1	-	-	-	-	-	22	4.8%	▲	22
	General Civil - Level 3	2014	5	2	5	4	4	3	2	4	11	3	2	1	25			46
		2015	8	1	2	1	-	1	1	-	-	-	-	-	14	-44.0%	▼	14
	Probates/Wills and Trusts	2014	-	-	-	-	-	2	-	-	1	-	-	-	2			3
	Probates/Wills and Trusts - Level 2	2014	4	2	3	-	-	-	1	1	5	2	-	5	10			23
		2015	-	-	2	1	2	1	2	-	-	-	-	-	8	-20.0%	▼	8
Criminal	Protective Orders	2015	-	-	-	-	-	-	2	-	-	-	-	-	2			2
	Uncontested Divorce	2014	1	6	8	5	6	7	5	3	3	8	9	3	38			64
		2015	7	5	10	5	3	2	6	-	-	-	-	-	38	0.0%	↔	38
	Misdemeanor	2014	30	320	12	30	22	18	23	13	31	30	17	24	455			570
		2015	15	19	23	39	39	42	18	-	-	-	-	-	195	-57.1%	▼	195
	Non-Capital Felonies and Related Matters	2014	104	105	121	80	82	46	219	70	35	117	43	140	757			1,162
Other		2015	54	137	52	73	134	97	49	-	-	-	-	-	596	-21.3%	▼	596
	Other Criminally Related Matters	2014	10	8	2	-	16	2	6	7	12	7	6	5	44			81
		2015	3	7	13	7	14	11	5	-	-	-	-	-	60	36.4%	▲	60
	Miscellaneous	2014	60	62	54	52	44	42	42	39	41	56	37	48	356			577
		2015	51	36	49	34	31	47	54	-	-	-	-	-	302	-15.2%	▼	302
	Other	2014	1	3	2	-	-	-	1	-	3	1	-	-	7			11
		2015	-	-	-	-	1	-	-	-	-	-	-	-	1	-85.7%	▼	1

Court: Scott Circuit

Start/End Date: Jan-14 / Jul-15

2014 Average Month: 202

Jan-Jul 2014: 1,564

Filings Trending: Downward ▼

Circuit/Court ID: 30 230169

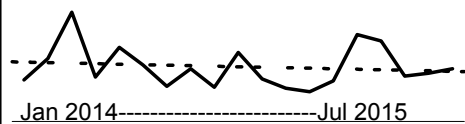
Type of Case: Filings

2015 Average Month:203

Jan-Jul 2015 : 1,418

Overall AVG. Month: 202

Monthly Filings Summary



January --- July Filings

1,564

2014

1,418

2015

	Jan	Feb	Mar	Apr	May	Jun	<u>Jul</u>	Aug	Sep	Oct	Nov	Dec	Thru Jul	% Change	Trending	Total
2014	153	232	403	164	273	209	130	194	126	255	157	123	1,564			2,419
2015	110	150	321	297	167	178	195	-	-	-	-	-	1,418	-9.3%	▼	1,418

			Jan	Feb	Mar	Apr	May	Jun	<u>Jul</u>	Aug	Sep	Oct	Nov	Dec	Thru Jul	% Change	Trending	Total
Civil	Administrative Law	2014	-	-	-	-	-	-	-	1	-	-	-	-	0			1
	Contested Divorce	2014	2	5	4	7	4	5	2	6	4	3	2	1	29	0.0%	↔	45
		2015	2	4	3	8	4	-	6	-	-	-	-	-	27	-6.9%	▼	27
	Domestic and Family - Level 1	2014	2	-	1	5	-	1	-	4	-	4	-	4	9			21
		2015	1	1	1	2	-	6	-	-	-	-	-	-	11	22.2%	▲	11
	Domestic and Family - Level 2	2014	1	-	-	-	-	1	-	1	-	4	1	1	2			9
		2015	-	1	2	2	-	-	1	-	-	-	-	-	6	200.0%	▲	6
	General Civil - Level 1	2014	1	-	-	-	1	-	-	1	2	-	-	-	2			5
		2015	-	-	-	-	1	-	-	-	-	-	-	-	1	-50.0%	▼	1
	General Civil - Level 2	2014	7	3	6	1	3	3	6	8	6	8	5	6	29			62
		2015	-	2	2	4	6	3	7	-	-	-	-	-	24	-17.2%	▼	24
	General Civil - Level 3	2014	-	-	1	3	6	5	2	6	3	1	1	4	17			32
		2015	3	2	2	3	5	5	4	-	-	-	-	-	24	41.2%	▲	24
	Probates/Wills and Trusts - Level 1	2014	-	1	-	-	-	-	-	1	-	-	1	-	1			3
		2015	-	1	-	-	-	-	-	-	-	-	-	-	1	0.0%	↔	1
	Probates/Wills and Trusts - Level 2	2014	-	-	6	5	3	-	1	4	1	-	1	2	15			23
		2015	1	-	2	1	1	-	-	-	-	-	-	-	5	-66.7%	▼	5
Criminal	Uncontested Divorce	2014	4	9	13	11	6	9	4	1	5	8	6	2	56			78
		2015	9	2	10	4	8	10	5	-	-	-	-	-	48	-14.3%	▼	48
	Misdemeanor	2014	31	28	55	25	89	37	32	25	30	65	74	33	297			524
		2015	21	12	62	43	25	48	41	-	-	-	-	-	252	-15.2%	▼	252
	Non-Capital Felonies and Related Matters	2014	43	107	213	58	97	108	18	77	25	102	30	12	644			890
		2015	23	83	143	164	70	52	74	-	-	-	-	-	609	-5.4%	▼	609
Other	Other Criminally Related Matters	2014	2	1	18	1	23	8	8	1	5	10	2	8	61			87
		2015	-	1	6	15	5	10	7	-	-	-	-	-	44	-27.9%	▼	44
	Miscellaneous	2014	60	78	86	48	41	32	57	57	45	49	34	49	402			636
		2015	50	41	88	50	42	44	50	-	-	-	-	-	365	-9.2%	▼	365
	Other	2014	-	-	-	-	-	-	-	1	-	1	-	1	0			3
		2015	-	-	-	1	-	-	-	-	-	-	-	-	1	0.0%	↔	1

Court: Wise Circuit

Start/End Date: Jan-14 / Jul-15

2014 Average Month: 387

Jan-Jul 2014: 2,688

Filings Trending: Downward ▼

Circuit/Court ID: 30 230195

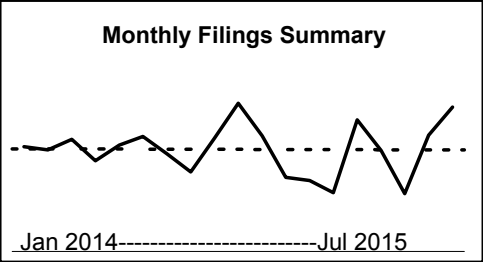
Type of Case: Filings

2015 Average Month: 359

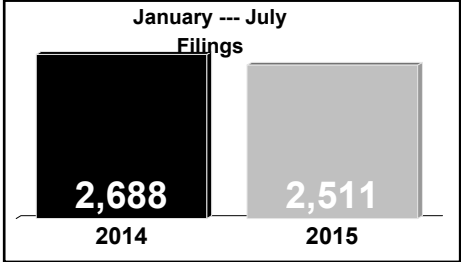
Jan-Jul 2015 : 2,511

Overall AVG. Month: 377

Monthly Filings Summary



January --- July Filings



	Jan	Feb	Mar	Apr	May	Jun	<u>Jul</u>	Aug	Sep	Oct	Nov	Dec	Thru Jul	% Change	Trending	Total
2014	387	375	414	335	392	424	361	293	417	547	426	273	2,688			4,644
2015	262	217	485	372	213	429	533	-	-	-	-	-	2,511	-6.6%	▼	2,511

			Jan	Feb	Mar	Apr	May	Jun	<u>Jul</u>	Aug	Sep	Oct	Nov	Dec	Thru Jul	% Change	Trending	<u>Total</u>
Civil	Administrative Law	2014	1	-	-	1	-	1	2	1	-	-	2	1	5			9
		2015	-	-	1	-	1	-	-	-	-	-	-	-	2	-60.0%	▼	2
	Contested Divorce	2014	10	10	8	3	3	2	6	6	4	6	3	4	42			65
		2015	9	6	11	8	3	8	11	-	-	-	-	-	56	33.3%	▲	56
	Domestic and Family - Level 1	2014	2	10	1	-	5	5	1	10	8	4	6	9	24			61
		2015	6	4	3	5	7	6	2	-	-	-	-	-	33	37.5%	▲	33
	Domestic and Family - Level 2	2014	2	2	-	3	1	5	9	1	3	4	2	1	22			33
		2015	4	3	6	1	7	3	4	-	-	-	-	-	28	27.3%	▲	28
	General Civil - Level 1	2014	-	-	2	3	1	1	2	1	-	-	-	2	9			12
		2015	4	-	-	-	1	-	2	-	-	-	-	-	7	-22.2%	▼	7
	General Civil - Level 2	2014	11	10	6	8	12	6	8	15	20	4	5	11	61			116
		2015	13	3	15	7	11	11	16	-	-	-	-	-	76	24.6%	▲	76
	General Civil - Level 3	2014	8	4	5	8	5	5	5	3	5	6	4	3	40			61
		2015	2	6	2	-	4	5	6	-	-	-	-	-	25	-37.5%	▼	25
Probates/Wills and Trusts	2014	-	-	1	-	-	-	1	-	-	-	-	-	2			2	
Probates/Wills and Trusts - Level 2	2014	1	-	3	1	3	4	3	2	4	3	-	1	15			25	
	2015	1	4	1	1	-	3	2	-	-	-	-	-	12	-20.0%	▼	12	
Uncontested Divorce	2014	25	13	26	21	17	15	20	15	14	19	15	17	137			217	
	2015	19	17	15	19	20	20	18	-	-	-	-	-	128	-6.6%	▼	128	
Criminal	Misdemeanor	2014	65	52	74	81	81	79	40	70	84	55	114	52	472			847
		2015	48	30	81	71	36	104	46	-	-	-	-	-	416	-11.9%	▼	416
	Non-Capital Felonies and Related Matters	2014	187	127	153	119	144	206	131	93	190	366	214	101	1,067			2,031
		2015	57	56	213	146	57	168	368	-	-	-	-	-	1,065	-0.2%	▼	1,065
Other	Other Criminally Related Matters	2014	3	5	5	8	5	6	12	5	12	5	8	7	44			81
		2015	4	18	6	10	9	16	9	-	-	-	-	-	72	63.6%	▲	72
	Miscellaneous	2014	71	136	129	79	110	86	118	67	71	71	51	63	729			1,052
		2015	92	68	131	101	54	81	46	-	-	-	-	-	573	-21.4%	▼	573
	Other	2014	1	6	1	-	5	3	3	4	2	4	2	1	19			32
		2015	3	2	-	3	3	4	3	-	-	-	-	-	18	-5.3%	▼	18

Court: Prince William Circuit

Start/End Date: Jan-14 / Jul-15

2014 Average Month: 1,367

Jan-Jul 2014: 9,738

Filings Trending: Steady ↔

Circuit/Court ID: 31 231153

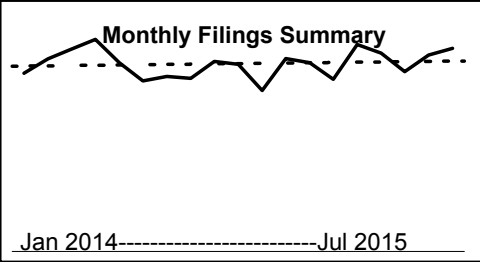
Type of Case: Filings

2015 Average Month:1,418

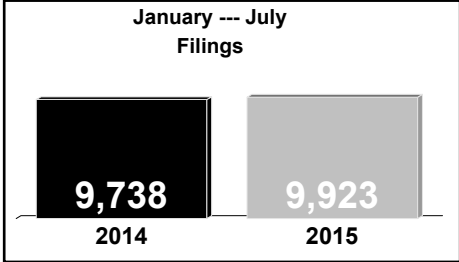
Jan-Jul 2015 : 9,923

Overall AVG. Month: 1,386

Monthly Filings Summary



January --- July Filings



	Jan	Feb	Mar	Apr	May	Jun	Jul	Aug	Sep	Oct	Nov	Dec	Thru Jul	% Change	Trending	Total
2014	1,315	1,421	1,494	1,564	1,393	1,259	1,292	1,277	1,402	1,380	1,188	1,422	9,738			16,407
2015	1,392	1,269	1,526	1,462	1,326	1,449	1,499	-	-	-	-	-	9,923	1.9%	▲	9,923

			Jan	Feb	Mar	Apr	May	Jun	Jul	Aug	Sep	Oct	Nov	Dec	Thru Jul	% Change	Trending	Total
Civil	Administrative Law	2014	2	1	-	2	-	-	-	1	-	-	-	-	5			6
		2015	2	-	2	-	-	-	-	-	-	-	-	-	4	-20.0%	▼	4
	Contested Divorce	2014	32	26	37	39	46	30	41	40	42	49	36	29	251			447
		2015	34	41	48	47	41	42	37	-	-	-	-	-	290	15.5%	▲	290
	Domestic and Family - Level 1	2014	4	13	16	22	18	19	43	16	21	25	18	24	135			239
		2015	12	22	16	28	18	16	18	-	-	-	-	-	130	-3.7%	▼	130
	Domestic and Family - Level 2	2014	12	20	8	16	16	7	15	15	12	21	12	6	94			160
		2015	45	30	28	11	6	16	9	-	-	-	-	-	145	54.3%	▲	145
	General Civil - Level 1	2014	3	2	5	3	4	3	1	3	2	5	1	4	21			36
		2015	5	-	1	4	6	2	1	-	-	-	-	-	19	-9.5%	▼	19
	General Civil - Level 2	2014	79	57	75	85	95	66	46	73	83	80	51	59	503			849
		2015	74	64	71	99	75	88	90	-	-	-	-	-	561	11.5%	▲	561
	General Civil - Level 3	2014	31	20	31	25	38	24	23	38	29	28	23	29	192			339
		2015	19	28	31	22	31	31	33	-	-	-	-	-	195	1.6%	▲	195
	Probates/Wills and Trusts - Level 1	2014	-	2	1	-	2	1	1	-	2	2	-	-	7			11
		2015	2	1	-	3	2	-	1	-	-	-	-	-	9	28.6%	▲	9
	Probates/Wills and Trusts - Level 2	2014	3	9	6	13	6	4	7	9	14	10	10	13	48			104
		2015	8	14	15	8	5	9	13	-	-	-	-	-	72	50.0%	▲	72
	Protective Orders	2014	5	3	2	6	3	2	-	-	-	2	3	3	21			29
		2015	1	4	3	1	1	3	-	-	-	-	-	-	13	-38.1%	▼	13
	Uncontested Divorce	2014	80	64	80	98	98	65	76	85	69	87	81	66	561			949
		2015	65	91	95	113	85	78	82	-	-	-	-	-	609	8.6%	▲	609
Criminal	Misdemeanor	2014	97	116	89	170	110	123	133	119	107	87	78	92	838			1,321
		2015	104	83	98	66	107	89	127	-	-	-	-	-	674	-19.6%	▼	674
	Non-Capital Felonies and Related Matters	2014	226	290	414	354	368	325	299	238	392	285	333	343	2,276			3,867
		2015	289	238	299	281	217	273	277	-	-	-	-	-	1,874	-17.7%	▼	1,874
	Other Criminally Related Matters	2014	72	79	53	72	55	54	57	88	57	60	60	110	442			817
		2015	81	38	52	64	93	78	93	-	-	-	-	-	499	12.9%	▲	499
Other	Miscellaneous	2014	630	666	648	607	503	512	500	540	516	576	415	568	4,066			6,681
		2015	578	543	677	648	495	573	632	-	-	-	-	-	4,146	2.0%	▲	4,146
	Other	2014	39	53	29	52	31	24	50	12	56	63	67	76	278			552
		2015	73	72	90	67	144	151	86	-	-	-	-	-	683	145.7%	▲	683