

Court: Chesapeake Circuit

Start/End Date: Jan-14 / Dec-15

2014 Average Month: 1,110

Jan-Dec 2014: 13,322

Filings Trending: ↔

Circuit/Court ID: 1 201550


Type of Case: Filings

2015 Average Month: 1,120

Jan-Dec 2015 : 13,443

Overall AVG. Month: 1,115

Monthly Summary




Jan 14-Dec 15

Totals

	2014	2015
Civil	3,388	3,297
Criminal	6,098	5,733
Other	3,836	4,413
Total	13,322	13,443

Jan --- Dec Filings



13,322 2014 13,443 2015

Jan --- Dec Filings

	2014	2015	% Change	Trending
Civil	3,388	3,297	-2.7%	▼
Criminal	6,098	5,733	-6.0%	▼
Other	3,836	4,413	15.0%	▲
Total	13,322	13,443	0.9%	▲

	Jan	Feb	Mar	Apr	May	Jun	Jul	Aug	Sep	Oct	Nov	Dec	Thru Dec	% Change	Trending	Total
2014	1,032	1,161	1,299	1,120	1,279	1,014	1,138	1,009	1,085	1,191	919	1,075	13,322			13,322
2015	1,019	845	1,028	1,194	1,033	1,016	1,371	988	1,077	1,256	1,099	1,517	13,443	0.9%	▲	13,443

		Jan	Feb	Mar	Apr	May	Jun	Jul	Aug	Sep	Oct	Nov	Dec	Thru Dec	% Change	Trending	Total
Administrative Law	2014	1	1	3	1	-	-	1	1	4	2	2	1	17			17
	2015	1	1	-	2	4	1	5	4	3	1	-	-	22	29.4%	▲	22
Capital Murder	2015	-	-	-	-	-	1	-	-	-	-	-	-	1			1
	2014	18	32	33	33	25	31	25	22	21	25	16	18	299			299
Contested Divorce	2015	14	19	20	25	34	27	19	15	15	23	27	19	257	-14.0%	▼	257
	2014	8	13	20	15	22	11	15	15	25	15	17	17	193			193
Domestic and Family - Level 1	2015	10	16	13	33	10	19	21	17	18	15	23	18	213	10.4%	▲	213
	2014	14	8	9	16	14	3	4	8	9	11	6	7	109			109
Domestic and Family - Level 2	2015	3	12	11	9	5	6	7	4	9	5	5	9	85	-22.0%	▼	85
	2014	3	1	2	3	4	2	3	4	1	9	1	3	36			36
General Civil - Level 1	2015	1	5	2	6	3	1	6	3	5	4	5	-	41	13.9%	▲	41
	2014	18	51	36	38	61	36	52	39	30	65	30	30	486			486
General Civil - Level 2	2015	31	55	32	64	31	39	67	39	37	51	37	31	514	5.8%	▲	514
	2014	19	29	21	17	30	13	22	17	22	39	10	14	253			253
General Civil - Level 3	2015	3	12	16	26	14	15	28	3	11	29	12	21	190	-24.9%	▼	190
	2014	413	443	485	388	370	232	348	299	312	375	293	365	4,323			4,323
Miscellaneous	2015	406	321	381	343	312	296	462	305	344	338	387	676	4,571	5.7%	▲	4,571
	2014	127	114	161	157	165	145	134	148	158	125	105	127	1,666			1,666
Misdemeanor	2015	100	82	104	135	124	105	131	122	114	122	123	154	1,416	-15.0%	▼	1,416
	2014	275	307	341	257	381	349	339	304	341	328	310	339	3,871			3,871
Non-Capital Felonies and Related Matters	2015	315	183	258	408	347	334	331	287	306	393	257	297	3,716	-4.0%	▼	3,716
	2014	63	65	65	55	64	83	72	55	47	61	31	44	705			705
Other	2015	62	35	72	56	50	58	148	87	90	168	109	123	1,058	50.1%	▲	1,058
	2014	18	29	45	59	61	44	53	45	62	55	50	59	580			580
Other Criminally Related Matters	2015	31	50	42	39	37	51	74	42	57	49	53	94	619	6.7%	▲	619
	2014	1	-	1	-	-	-	-	-	-	2	-	1	5			5
Probates/Wills and Trusts - Level 1	2015	2	1	1	-	-	2	-	-	1	2	-	1	10	100.0%	▲	10
	2014	4	7	3	8	5	8	4	2	4	7	3	2	57			57
Probates/Wills and Trusts - Level 2	2015	8	3	10	2	5	4	7	11	4	9	5	3	71	24.6%	▲	71
	2014	-	-	-	1	-	-	-	-	-	-	-	-	1			1
Protective Orders	2014	50	61	74	72	77	57	66	50	49	72	45	48	721			721
	2015	32	50	66	46	57	57	65	49	63	47	56	71	659	-8.6%	▼	659

Court: Accomack Circuit

Start/End Date: Jan-14 / Dec-15

2014 Average Month: 104

Jan-Dec 2014: 1,244

Filings Trending: ▲

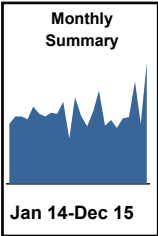
Circuit/Court ID: 2 202001

Type of Case: Filings

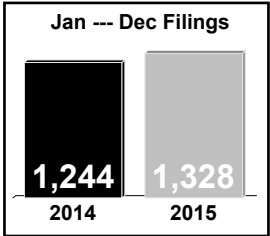
2015 Average Month:111

Jan-Dec 2015 : 1,328

Overall AVG. Month: 107



Totals		
	2014	2015
Civil	394	396
Criminal	408	431
Other	442	501
Total	1,244	1,328



Jan --- Dec Filings				
	2014	2015	% Change	Trending
Civil	394	396	0.5%	▲
Criminal	408	431	5.6%	▲
Other	442	501	13.3%	▲
Total	1,244	1,328	6.8%	▲

	Jan	Feb	Mar	Apr	May	Jun	Jul	Aug	Sep	Oct	Nov	Dec	Thru Dec	% Change	Trending	Total
2014	90	101	101	97	116	105	101	107	105	123	68	130	1,244			1,244
2015	102	86	109	140	87	96	84	98	100	154	90	182	1,328	6.8%	▲	1,328

		Jan	Feb	Mar	Apr	May	Jun	Jul	Aug	Sep	Oct	Nov	Dec	Thru Dec	% Change	Trending	Total
Administrative Law	2014	-	-	-	-	-	-	-	3	-	1	1	2	7			7
	2015	-	-	-	-	-	-	-	-	-	2	2	-	4	-42.9%	▼	4
Contested Divorce	2014	3	-	5	2	2	3	2	2	-	5	-	1	25			25
	2015	4	3	2	2	1	3	1	2	3	6	3	1	31	24.0%	▲	31
Domestic and Family - Level 1	2014	-	1	1	3	2	-	2	4	1	-	-	-	14			14
	2015	-	2	-	2	2	-	2	-	1	4	2	-	15	7.1%	▲	15
Domestic and Family - Level 2	2014	2	-	-	1	1	-	-	4	-	-	-	-	8			8
	2015	2	-	-	-	-	2	4	1	-	-	-	-	9	12.5%	▲	9
General Civil - Level 1	2014	1	-	-	-	-	-	1	-	-	-	-	-	2			2
	2015	3	2	-	1	1	-	1	-	-	-	-	-	8	300.0%	▲	8
General Civil - Level 2	2014	4	4	7	5	8	12	13	12	6	6	1	7	85			85
	2015	14	2	2	7	10	10	3	15	7	5	6	2	83	-2.4%	▼	83
General Civil - Level 3	2014	6	3	3	6	10	7	5	1	4	6	1	3	55			55
	2015	9	3	3	4	7	5	2	4	7	3	2	1	50	-9.1%	▼	50
Miscellaneous	2014	38	54	50	45	35	33	46	30	42	49	47	64	533			533
	2015	44	26	64	47	44	27	39	29	45	68	55	100	588	10.3%	▲	588
Misdemeanor	2014	12	11	3	9	7	13	7	4	10	11	5	17	109			109
	2015	2	3	8	4	4	8	10	9	4	12	5	8	77	-29.4%	▼	77
Non-Capital Felonies and Related Matters	2014	6	19	19	17	43	24	14	35	21	31	9	29	267			267
	2015	9	39	12	65	10	31	11	26	20	47	6	62	338	26.6%	▲	338
Other	2014	1	2	3	2	-	1	3	2	3	2	1	2	22			22
	2015	1	1	1	1	1	2	2	3	2	2	2	3	21	-4.5%	▼	21
Other Criminally Related Matters	2014	5	1	4	-	1	3	2	5	4	5	-	4	34			34
	2015	4	-	6	2	-	2	-	-	-	2	3	1	20	-41.2%	▼	20
Probates/Wills and Trusts - Level 2	2014	1	-	-	-	1	-	1	-	-	-	-	-	3			3
	2015	-	-	1	-	-	-	-	3	-	-	-	-	4	33.3%	▲	4
Protective Orders	2014	1	2	1	-	-	2	-	-	-	1	-	-	7			7
	2015	-	-	-	-	-	-	1	-	-	-	-	-	1	-85.7%	▼	1
Uncontested Divorce	2014	10	4	5	7	6	7	5	5	14	6	3	1	73			73
	2015	10	5	10	5	7	6	8	6	11	3	4	4	79	8.2%	▲	79

Court: Northampton Circuit

Start/End Date: Jan-14 / Dec-15

2014 Average Month: 71

Jan-Dec 2014: 851

Filings Trending: ▲

Circuit/Court ID: 2 202131

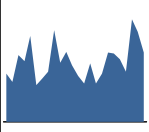
Type of Case: Filings

2015 Average Month:74

Jan-Dec 2015 : 889

Overall AVG. Month: 73

Monthly Summary



Jan 14-Dec 15

Totals

	2014	2015
Civil	194	173
Criminal	487	532
Other	170	184
Total	851	889

Jan --- Dec Filings

851

2014

889

2015

Jan --- Dec Filings

	2014	2015	% Change	Trending
Civil	194	173	-10.8%	▼
Criminal	487	532	9.2%	▲
Other	170	184	8.2%	▲
Total	851	889	4.5%	▲

	Jan	Feb	Mar	Apr	May	Jun	Jul	Aug	Sep	Oct	Nov	Dec	Thru Dec	% Change	Trending	Total
2014	58	48	80	73	103	44	52	60	110	71	84	68	851			851
2015	55	46	70	46	58	83	82	75	60	123	108	83	889	4.5%	▲	889

		Jan	Feb	Mar	Apr	May	Jun	Jul	Aug	Sep	Oct	Nov	Dec	Thru Dec	% Change	Trending	Total
Administrative Law	2015	-	-	-	-	1	-	-	-	-	-	-	-	1			1
Contested Divorce	2014	1	-	-	1	-	2	-	2	1	-	-	-	7			7
	2015	-	-	3	2	-	-	2	4	1	2	1	-	15	114.3%	▲	15
Domestic and Family - Level 1	2014	-	-	-	-	-	-	-	8	1	-	2	-	11			11
	2015	-	-	-	1	3	-	2	-	-	-	3	1	10	-9.1%	▼	10
Domestic and Family - Level 2	2014	-	-	-	-	-	-	-	-	-	1	-	1	2			2
	2015	-	1	1	-	-	1	-	-	-	-	-	-	3	50.0%	▲	3
General Civil - Level 1	2015	-	-	-	-	-	-	-	-	-	1	-	1	2			2
General Civil - Level 2	2014	2	1	3	4	10	6	-	2	3	4	2	5	42			42
	2015	2	1	4	3	1	3	4	2	3	-	1	1	25	-40.5%	▼	25
General Civil - Level 3	2014	2	3	1	8	1	3	3	1	5	10	13	3	53			53
	2015	9	1	-	2	5	9	6	7	2	6	3	2	52	-1.9%	▼	52
Miscellaneous	2014	16	17	23	17	25	3	12	21	13	20	19	19	205			205
	2015	13	20	20	8	14	12	16	20	16	23	30	29	221	7.8%	▲	221
Misdemeanor	2014	16	13	22	15	26	15	18	13	31	16	19	17	221			221
	2015	15	8	15	10	14	20	27	26	23	55	33	14	260	17.6%	▲	260
Non-Capital Felonies and Related Matters	2014	16	2	17	23	37	10	14	4	45	6	25	14	213			213
	2015	7	6	21	8	12	19	20	7	10	30	28	29	197	-7.5%	▼	197
Other	2014	-	-	-	-	-	-	-	-	-	2	-	2	4			4
Other Criminally Related Matters	2014	4	8	4	3	4	5	3	6	5	4	4	5	55			55
	2015	7	6	4	6	7	17	3	8	4	5	7	1	75	36.4%	▲	75
Probates/Wills and Trusts - Level 2	2014	-	-	2	-	-	-	-	1	1	2	-	-	6			6
	2015	1	2	1	3	1	-	-	-	-	-	-	1	9	50.0%	▲	9
Protective Orders	2014	-	-	-	-	-	-	-	1	-	1	-	-	2			2
Uncontested Divorce	2014	1	4	8	2	-	-	2	1	5	5	-	2	30			30
	2015	1	1	1	3	-	2	2	1	1	1	2	4	19	-36.7%	▼	19

Court: Virginia Beach Circuit

Start/End Date: Jan-14 / Dec-15

2014 Average Month: 406

Jan-Dec 2014: 4,056

Filings Trending: ▲

Circuit/Court ID: 2 202810

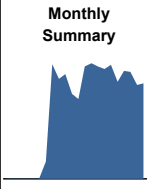
Type of Case: Filings

2015 Average Month:1,231

Jan-Dec 2015 : 14,771

Overall AVG. Month: 856

Monthly Summary

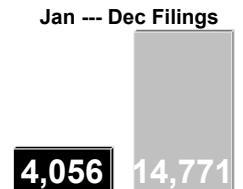


Jan 14-Dec 15

Totals

	2014	2015
Civil	1,247	5,970
Criminal	2,692	8,253
Other	117	548
Total	4,056	14,771

Jan --- Dec Filings



4,056 2014 14,771 2015

Jan --- Dec Filings

	2014	2015	% Change	Trending
Civil	1,247	5,970	378.7%	▲
Criminal	2,692	8,253	206.6%	▲
Other	117	548	368.4%	▲
Total	4,056	14,771	264.2%	▲

Virginia Beach - Back on CMS - October 2014

	Jan	Feb	Mar	Apr	May	Jun	Jul	Aug	Sep	Oct	Nov	Dec	Thru Dec	% Change	Trending	Total
2014	-	2	-	2	4	3	1	3	205	1,378	1,200	1,258	4,056			4,056
2015	1,018	959	1,349	1,387	1,349	1,321	1,368	1,166	1,298	1,283	1,127	1,146	14,771	264.2%	▲	14,771

		Jan	Feb	Mar	Apr	May	Jun	Jul	Aug	Sep	Oct	Nov	Dec	Thru Dec	% Change	Trending	Total
Administrative Law	2014	-	-	-	-	-	-	-	-	-	4	-	2	6			6
	2015	1	2	3	2	1	-	-	-	1	2	-	2	14	133.3%	▲	14
Capital Murder	2015	-	1	-	-	2	-	-	-	1	-	-	2	6			6
	2014	-	-	-	-	-	-	-	-	-	43	33	31	107			107
Contested Divorce	2015	18	22	45	40	33	29	36	22	26	28	30	27	356	232.7%	▲	356
	2014	-	1	-	1	4	2	-	1	5	21	28	27	90			90
Domestic and Family - Level 1	2015	20	36	26	50	40	59	58	63	53	53	46	52	556	517.8%	▲	556
	2014	-	-	-	-	-	-	-	-	-	11	13	7	31			31
Domestic and Family - Level 2	2015	5	15	16	10	8	19	8	10	14	15	10	18	148	377.4%	▲	148
	2014	-	-	-	-	-	-	-	-	1	4	1	1	7			7
General Civil - Level 1	2015	2	2	2	3	5	5	1	10	3	2	3	2	40	471.4%	▲	40
	2014	-	-	-	-	-	-	-	-	-	70	78	68	216			216
General Civil - Level 2	2015	63	52	86	60	59	66	69	60	80	88	70	49	802	271.3%	▲	802
	2014	-	-	-	-	-	-	-	-	1	32	27	22	82			82
General Civil - Level 3	2015	23	18	41	85	76	102	90	111	68	96	94	60	864	953.7%	▲	864
	2014	-	-	-	-	-	-	-	-	-	155	126	146	427			427
Miscellaneous	2015	112	123	205	189	139	169	237	187	204	184	122	158	2,029	375.2%	▲	2,029
	2014	-	1	-	-	-	1	-	2	76	230	201	293	804			804
Misdemeanor	2015	161	148	196	260	253	215	267	194	212	260	229	225	2,620	225.9%	▲	2,620
	2014	-	-	-	-	-	-	-	-	84	490	438	335	1,347			1,347
Non-Capital Felonies and Related Matters	2015	339	315	405	474	500	408	392	323	443	378	333	359	4,669	246.6%	▲	4,669
	2014	-	-	-	1	-	-	-	-	-	63	48	49	161			161
Other	2015	57	55	69	56	62	57	49	52	61	45	55	52	670	316.1%	▲	670
	2014	-	-	-	-	-	-	-	-	38	162	139	208	547			547
Other Criminally Related Matters	2015	134	112	141	67	75	80	76	43	56	62	59	71	976	78.4%	▲	976
	2014	-	-	-	-	-	-	-	-	-	-	-	1	1			1
Probates/Wills and Trusts - Level 1	2015	-	1	2	1	1	-	1	1	-	-	1	2	10	900.0%	▲	10
	2014	-	-	-	-	-	-	-	-	-	9	5	4	18			18
Probates/Wills and Trusts - Level 2	2015	10	5	8	8	8	17	10	10	12	9	10	6	113	527.8%	▲	113
	2014	-	-	-	-	-	-	1	-	-	-	-	1	2			2
Protective Orders	2015	-	-	-	-	1	-	-	-	-	1	-	-	2	0.0%	↔	2
	2014	-	-	-	-	-	-	-	-	-	84	63	63	210			210
Uncontested Divorce	2015	73	52	104	82	86	95	74	80	64	60	65	61	896	326.7%	▲	896

Court: Portsmouth Circuit

Start/End Date: Jan-14 / Dec-15

2014 Average Month: 753

Jan-Dec 2014: 9,037

Filings Trending: ▲

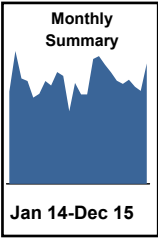
Circuit/Court ID: 3 203740

Type of Case: Filings

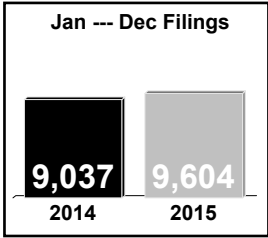
2015 Average Month:800

Jan-Dec 2015 : 9,604

Overall AVG. Month: 777



Totals		
	2014	2015
Civil	3,354	3,746
Criminal	4,290	4,315
Other	1,393	1,543
Total	9,037	9,604



Jan --- Dec Filings				
	2014	2015	% Change	Trending
Civil	3,354	3,746	11.7%	▲
Criminal	4,290	4,315	0.6%	▲
Other	1,393	1,543	10.8%	▲
Total	9,037	9,604	6.3%	▲

	Jan	Feb	Mar	Apr	May	Jun	Jul	Aug	Sep	Oct	Nov	Dec	Thru Dec	% Change	Trending	Total
2014	693	997	792	773	647	675	772	738	838	810	545	757	9,037			9,037
2015	671	670	937	960	895	837	774	750	781	728	698	903	9,604	6.3%	▲	9,604

		Jan	Feb	Mar	Apr	May	Jun	Jul	Aug	Sep	Oct	Nov	Dec	Thru Dec	% Change	Trending	Total
Administrative Law	2014	1	1	1	-	-	-	-	-	-	1	2	3	9			9
	2015	-	2	2	-	3	-	1	-	1	-	1	-	10	11.1%	▲	10
Contested Divorce	2014	10	11	10	9	12	8	8	9	6	9	4	7	103			103
	2015	4	10	17	11	10	13	11	9	7	11	8	10	121	17.5%	▲	121
Domestic and Family - Level 1	2014	8	14	5	16	17	14	16	13	11	7	13	15	149			149
	2015	14	17	10	5	7	5	10	12	7	6	10	7	110	-26.2%	▼	110
Domestic and Family - Level 2	2014	7	2	7	3	4	2	4	4	4	8	2	6	53			53
	2015	3	2	7	-	5	7	6	4	5	4	3	2	48	-9.4%	▼	48
General Civil - Level 1	2014	22	26	2	2	33	1	18	1	19	3	-	6	133			133
	2015	1	1	2	2	-	1	-	1	4	-	1	2	15	-88.7%	▼	15
General Civil - Level 2	2014	22	33	26	30	19	24	19	12	19	24	17	18	263			263
	2015	20	27	30	22	19	30	28	21	20	23	14	29	283	7.6%	▲	283
General Civil - Level 3	2014	113	104	85	84	68	70	151	91	104	102	46	29	1,047			1,047
	2015	118	107	133	215	170	206	97	154	91	78	91	77	1,537	46.8%	▲	1,537
Miscellaneous	2014	198	208	199	182	162	138	181	191	176	198	159	237	2,229			2,229
	2015	217	165	214	216	179	168	193	199	198	162	176	222	2,309	3.6%	▲	2,309
Misdemeanor	2014	103	107	150	100	90	117	100	140	113	133	82	142	1,377			1,377
	2015	65	97	161	121	167	86	127	92	97	98	105	124	1,340	-2.7%	▼	1,340
Non-Capital Felonies and Related Matters	2014	163	397	208	239	156	190	186	167	283	199	160	166	2,514			2,514
	2015	151	136	246	225	208	201	212	166	222	252	189	318	2,526	0.5%	▲	2,526
Other	2014	-	24	41	34	32	41	39	38	39	53	10	34	385			385
	2015	35	35	38	63	49	38	30	31	63	35	28	40	485	26.0%	▲	485
Other Criminally Related Matters	2014	20	40	33	35	25	32	22	43	33	40	27	60	410			410
	2015	15	44	48	42	43	51	27	34	44	29	39	51	467	13.9%	▲	467
Probates/Wills and Trusts - Level 1	2014	1	-	-	-	-	-	1	-	-	1	-	1	4			4
	2015	-	-	-	-	-	-	-	-	-	-	1	-	1	-75.0%	▼	1
Probates/Wills and Trusts - Level 2	2014	5	9	4	6	5	7	6	3	6	7	4	6	68			68
	2015	6	3	4	5	4	3	4	3	2	4	5	5	48	-29.4%	▼	48
Protective Orders	2014	1	2	4	1	1	1	1	2	3	3	2	-	21			21
	2015	-	5	2	1	3	-	2	3	2	4	2	-	24	14.3%	▲	24
Uncontested Divorce	2014	19	19	17	32	23	30	20	24	22	22	17	27	272			272
	2015	22	19	23	32	28	28	26	21	18	22	25	16	280	2.9%	▲	280

Court: Norfolk Circuit

Start/End Date: Jan-14 / Dec-15

2014 Average Month: 1,704

Jan-Dec 2014: 20,445

Filings Trending: ▲

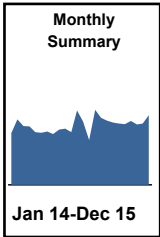
Circuit/Court ID: 4 204710

Type of Case: Filings

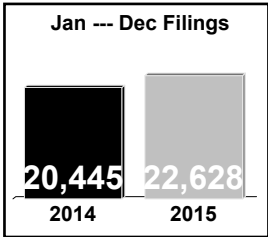
2015 Average Month:1,886

Jan-Dec 2015 : 22,628

Overall AVG. Month: 1,795



Totals		
	2014	2015
Civil	8,507	12,024
Criminal	8,812	7,368
Other	3,126	3,236
Total	20,445	22,628



Jan --- Dec Filings				
	2014	2015	% Change	Trending
Civil	8,507	12,024	41.3%	▲
Criminal	8,812	7,368	-16.4%	▼
Other	3,126	3,236	3.5%	▲
Total	20,445	22,628	10.7%	▲

	Jan	Feb	Mar	Apr	May	Jun	Jul	Aug	Sep	Oct	Nov	Dec	Thru Dec	% Change	Trending	Total
2014	1,547	1,963	1,765	1,750	1,583	1,559	1,597	1,522	1,654	1,688	1,580	2,237	20,445			20,445
2015	1,897	1,342	2,255	2,017	1,923	1,868	1,844	1,819	1,920	1,814	1,844	2,085	22,628	10.7%	▲	22,628

		Jan	Feb	Mar	Apr	May	Jun	Jul	Aug	Sep	Oct	Nov	Dec	Thru Dec	% Change	Trending	Total
Administrative Law	2014	2	4	1	-	1	1	-	-	1	1	-	1	12			12
	2015	-	-	-	-	-	1	-	1	-	2	1	-	5	-58.3%	▼	5
Contested Divorce	2014	91	124	115	110	90	83	82	81	80	94	61	92	1,103			1,103
	2015	73	84	113	119	100	89	100	101	75	101	83	86	1,124	1.9%	▲	1,124
Domestic and Family - Level 1	2014	29	18	22	21	34	22	30	35	27	14	24	24	300			300
	2015	17	21	20	13	17	23	38	17	15	24	19	23	247	-17.7%	▼	247
Domestic and Family - Level 2	2014	13	19	19	19	11	3	18	16	27	16	23	20	204			204
	2015	24	9	10	37	28	14	18	26	23	14	25	20	248	21.6%	▲	248
General Civil - Level 1	2014	4	4	4	10	5	4	3	4	5	8	3	5	59			59
	2015	5	3	2	6	7	3	7	2	6	4	5	3	53	-10.2%	▼	53
General Civil - Level 2	2014	45	62	60	74	49	59	50	56	52	65	44	51	667			667
	2015	52	68	56	46	47	73	62	46	48	43	46	29	616	-7.6%	▼	616
General Civil - Level 3	2014	53	56	59	50	64	57	52	58	74	44	38	41	646			646
	2015	38	26	56	34	35	39	42	50	60	49	37	39	505	-21.8%	▼	505
Miscellaneous	2014	293	426	387	358	278	273	241	265	326	382	484	906	4,619			4,619
	2015	831	439	955	692	708	632	545	749	670	638	752	894	8,505	84.1%	▲	8,505
Misdemeanor	2014	153	194	160	217	180	182	170	191	211	173	161	217	2,209			2,209
	2015	140	84	121	134	136	146	137	93	145	105	129	142	1,512	-31.6%	▼	1,512
Non-Capital Felonies and Related Matters	2014	459	569	428	426	446	445	549	409	428	454	407	516	5,536			5,536
	2015	340	278	426	476	436	398	458	356	449	423	393	461	4,894	-11.6%	▼	4,894
Other	2014	114	89	106	98	74	68	128	95	90	108	78	114	1,162			1,162
	2015	79	77	85	90	80	108	83	91	82	105	78	109	1,067	-8.2%	▼	1,067
Other Criminally Related Matters	2014	63	92	74	116	100	106	86	103	133	106	70	71	1,120			1,120
	2015	93	57	71	107	78	100	95	81	103	84	61	87	1,017	-9.2%	▼	1,017
Probates/Wills and Trusts - Level 1	2014	1	-	-	-	-	-	-	-	-	1	1	-	3			3
	2015	-	-	-	2	-	-	1	2	-	-	-	-	5	66.7%	▲	5
Probates/Wills and Trusts - Level 2	2014	17	11	14	7	11	13	8	15	14	11	12	12	145			145
	2015	12	3	19	19	17	14	14	9	11	12	18	17	165	13.8%	▲	165
Protective Orders	2014	1	1	2	2	-	-	1	1	2	1	3	1	15			15
	2015	-	1	3	-	3	3	2	1	-	-	2	3	18	20.0%	▲	18
Uncontested Divorce	2014	209	294	314	242	240	243	179	193	184	210	171	166	2,645			2,645
	2015	193	192	318	242	231	225	242	194	233	210	195	172	2,647	0.1%	▲	2,647

Court: Isle of Wight Circuit

Start/End Date: Jan-14 / Dec-15

2014 Average Month: 137

Jan-Dec 2014: 1,640

Filings Trending: ▲

Circuit/Court ID: 5 205093

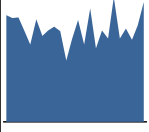
Type of Case: Filings

2015 Average Month:143

Jan-Dec 2015 : 1,711

Overall AVG. Month: 140

Monthly Summary



Jan 14-Dec 15

Totals

	2014	2015
Civil	409	393
Criminal	493	521
Other	738	797
Total	1,640	1,711

Jan --- Dec Filings

1,640

2014

1,711

2015

Jan --- Dec Filings

	2014	2015	% Change	Trending
Civil	409	393	-3.9%	▼
Criminal	493	521	5.7%	▲
Other	738	797	8.0%	▲
Total	1,640	1,711	4.3%	▲

	Jan	Feb	Mar	Apr	May	Jun	Jul	Aug	Sep	Oct	Nov	Dec	Thru Dec	% Change	Trending	Total
2014	160	156	157	136	116	154	129	137	143	136	92	124	1,640			1,640
2015	153	116	170	110	137	125	187	125	140	123	145	180	1,711	4.3%	▲	1,711

		Jan	Feb	Mar	Apr	May	Jun	Jul	Aug	Sep	Oct	Nov	Dec	Thru Dec	% Change	Trending	Total
Administrative Law	2014	-	-	-	1	-	-	-	-	-	1	-	-	2			2
	2015	-	-	-	-	1	-	-	-	-	-	-	-	1	-50.0%	▼	1
Contested Divorce	2014	1	1	5	4	5	5	4	2	2	3	1	5	38			38
	2015	-	2	2	2	3	7	2	1	2	4	2	3	30	-21.1%	▼	30
Domestic and Family - Level 1	2014	2	5	-	-	5	5	-	-	-	2	5	-	24			24
	2015	4	-	-	1	3	6	3	3	3	5	1	2	31	29.2%	▲	31
Domestic and Family - Level 2	2014	2	2	-	2	-	-	1	2	2	2	1	1	15			15
	2015	1	1	1	-	1	-	4	2	-	4	-	1	15	0.0%	↔	15
General Civil - Level 1	2014	-	1	-	-	-	-	-	-	-	1	1	1	4			4
	2015	-	-	1	-	1	-	-	-	-	-	-	-	2	-50.0%	▼	2
General Civil - Level 2	2014	6	3	4	4	9	4	5	6	5	8	11	4	69			69
	2015	7	3	2	2	6	5	5	12	1	3	9	5	60	-13.0%	▼	60
General Civil - Level 3	2014	3	6	3	1	3	4	1	2	-	6	-	1	30			30
	2015	2	6	2	3	3	2	2	3	2	5	2	2	34	13.3%	▲	34
Miscellaneous	2014	88	97	97	71	45	60	57	64	57	70	38	82	826			826
	2015	64	62	78	59	57	50	67	72	52	67	67	133	828	0.2%	▲	828
Misdemeanor	2014	1	6	5	2	4	7	7	3	16	9	9	4	73			73
	2015	2	3	15	7	3	4	9	4	13	8	3	2	73	0.0%	↔	73
Non-Capital Felonies and Related Matters	2014	37	20	25	37	33	55	43	33	43	15	21	18	380			380
	2015	54	19	44	8	30	30	78	7	36	12	43	20	381	0.3%	▲	381
Other	2014	8	9	4	4	1	6	1	3	6	8	-	2	52			52
	2015	3	10	6	17	12	5	4	9	6	3	7	4	86	65.4%	▲	86
Other Criminally Related Matters	2014	2	2	6	-	3	1	6	11	3	5	2	-	41			41
	2015	6	3	10	-	5	7	4	3	17	5	2	5	67	63.4%	▲	67
Probates/Wills and Trusts - Level 2	2014	4	-	-	-	3	1	-	1	1	2	-	2	14			14
	2015	1	2	3	1	-	-	2	-	-	2	-	-	11	-21.4%	▼	11
Uncontested Divorce	2014	6	4	8	10	5	6	4	10	8	4	3	4	72			72
	2015	9	5	6	10	12	9	7	9	8	5	9	3	92	27.8%	▲	92

Court: Southampton Circuit

Start/End Date: Jan-14 / Dec-15

2014 Average Month: 146

Jan-Dec 2014: 1,752

Filings Trending: ▼

Circuit/Court ID: 5 205175


Type of Case: Filings

2015 Average Month:128

Jan-Dec 2015 : 1,540

Overall AVG. Month: 137

Monthly Summary



Jan 14-Dec 15

Totals

	2014	2015
Civil	351	369
Criminal	1,065	819
Other	336	352
Total	1,752	1,540

Jan --- Dec Filings

1,752

2014

1,540

2015

Jan --- Dec Filings

	2014	2015	% Change	Trending
Civil	351	369	5.1%	▲
Criminal	1,065	819	-23.1%	▼
Other	336	352	4.8%	▲
Total	1,752	1,540	-12.1%	▼

	Jan	Feb	Mar	Apr	May	Jun	Jul	Aug	Sep	Oct	Nov	Dec	Thru Dec	% Change	Trending	Total
2014	203	125	185	112	168	92	224	122	137	145	123	116	1,752			1,752
2015	116	101	163	131	109	105	180	107	170	94	137	127	1,540	-12.1%	▼	1,540

		Jan	Feb	Mar	Apr	May	Jun	Jul	Aug	Sep	Oct	Nov	Dec	Thru Dec	% Change	Trending	Total
Administrative Law	2014	-	-	-	-	-	-	-	-	-	-	-	1	1			1
	2015	1	-	-	-	-	-	-	2	-	-	2	1	6	500.0%	▲	6
Capital Murder	2015	-	-	-	-	-	-	-	-	-	-	1	-	1			1
	2014	-	6	4	4	5	2	-	1	2	3	3	5	35			35
Contested Divorce	2015	2	9	7	1	3	4	3	1	-	-	-	3	33	-5.7%	▼	33
	2014	2	-	-	-	-	1	-	-	-	-	-	-	3			3
Domestic and Family - Level 1	2015	1	2	3	-	2	1	4	1	1	-	1	2	18	500.0%	▲	18
	2014	-	-	3	-	-	3	12	1	-	-	11	2	32			32
Domestic and Family - Level 2	2015	-	-	-	1	-	-	1	-	1	-	3	-	6	-81.3%	▼	6
	2014	-	-	-	-	-	-	-	-	2	1	-	-	3			3
General Civil - Level 1	2015	-	-	-	1	-	-	-	1	-	-	-	-	2	-33.3%	▼	2
	2014	3	1	6	3	4	5	2	2	4	7	-	6	43			43
General Civil - Level 2	2015	6	4	5	5	6	4	1	1	3	9	3	3	50	16.3%	▲	50
	2014	5	6	4	5	4	3	1	6	2	4	8	2	50			50
General Civil - Level 3	2015	2	1	2	4	2	2	6	3	4	1	1	2	30	-40.0%	▼	30
	2014	47	49	52	38	44	28	27	25	31	37	23	32	433			433
Miscellaneous	2015	26	46	47	37	22	24	46	45	39	35	28	68	463	6.9%	▲	463
	2014	17	13	11	2	13	11	14	15	14	17	18	4	149			149
Misdemeanor	2015	14	16	11	7	11	11	17	6	15	8	21	12	149	0.0%	↔	149
	2014	67	40	56	40	37	27	78	65	64	60	45	52	631			631
Non-Capital Felonies and Related Matters	2015	43	13	56	61	38	49	64	36	81	29	62	27	559	-11.4%	▼	559
	2014	1	1	2	-	2	3	-	1	-	1	-	2	13			13
Other	2015	1	1	2	-	-	-	4	2	2	-	-	-	12	-7.7%	▼	12
	2014	53	4	38	8	50	3	88	1	14	11	12	4	286			286
Other Criminally Related Matters	2015	15	-	20	2	16	4	23	-	20	7	8	4	119	-58.4%	▼	119
	2014	-	-	1	-	-	-	-	-	-	-	-	-	1			1
Probates/Wills and Trusts - Le	2014	2	1	1	1	-	1	-	2	-	-	-	1	9			9
	2015	-	-	-	3	-	2	2	-	1	2	-	-	10	11.1%	▲	10
Probates/Wills and Trusts - Level 2	2014	-	-	-	-	-	1	-	-	-	-	1	-	2			2
	2015	1	-	1	-	-	-	-	-	-	-	-	1	3	50.0%	▲	3
Protective Orders	2014	6	4	7	11	9	4	2	3	4	4	2	5	61			61
	2015	4	9	9	9	9	4	9	9	3	3	7	4	79	29.5%	▲	79

Court: Suffolk Circuit

Start/End Date: Jan-14 / Dec-15

2014 Average Month: 431

Jan-Dec 2014: 5,177

Filings Trending: ▲

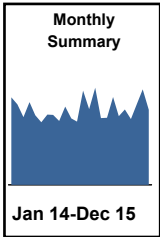
Circuit/Court ID: 5 205800

Type of Case: Filings

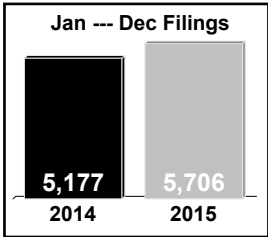
2015 Average Month:476

Jan-Dec 2015 : 5,706

Overall AVG. Month: 453



Totals		
	2014	2015
Civil	1,093	1,135
Criminal	2,862	3,090
Other	1,222	1,481
Total	5,177	5,706



Jan --- Dec Filings				
	2014	2015	% Change	Trending
Civil	1,093	1,135	3.8%	▲
Criminal	2,862	3,090	8.0%	▲
Other	1,222	1,481	21.2%	▲
Total	5,177	5,706	10.2%	▲

	Jan	Feb	Mar	Apr	May	Jun	Jul	Aug	Sep	Oct	Nov	Dec	Thru Dec	% Change	Trending	Total
2014	526	484	406	497	417	376	421	420	383	470	398	379	5,177			5,177
2015	566	455	583	401	403	528	413	452	394	487	573	451	5,706	10.2%	▲	5,706

		Jan	Feb	Mar	Apr	May	Jun	Jul	Aug	Sep	Oct	Nov	Dec	Thru Dec	% Change	Trending	Total
Administrative Law	2014	-	1	-	-	1	-	-	-	-	-	-	-	2			2
	2015	1	-	-	1	-	-	-	-	-	-	-	-	2	0.0%	↔	2
Contested Divorce	2014	8	5	11	7	5	9	10	7	5	3	6	6	82			82
	2015	8	5	14	8	11	9	9	10	8	7	10	10	109	32.9%	▲	109
Domestic and Family - Level 1	2014	2	3	4	5	7	7	3	7	4	1	5	4	52			52
	2015	6	2	1	9	3	6	6	3	3	12	1	1	53	1.9%	▲	53
Domestic and Family - Level 2	2014	5	3	5	7	16	7	10	10	3	7	4	6	83			83
	2015	4	3	4	10	6	11	7	11	6	7	8	7	84	1.2%	▲	84
General Civil - Level 1	2014	3	1	-	1	-	1	-	2	-	2	1	-	11			11
	2015	2	-	-	3	-	1	-	1	1	-	1	-	9	-18.2%	▼	9
General Civil - Level 2	2014	18	14	18	19	14	15	12	24	17	12	17	7	187			187
	2015	15	15	23	18	16	16	15	13	8	17	12	6	174	-7.0%	▼	174
General Civil - Level 3	2014	7	8	7	6	6	11	12	9	10	6	10	6	98			98
	2015	1	6	5	2	6	12	14	10	16	9	13	9	103	5.1%	▲	103
Miscellaneous	2014	152	173	142	131	116	109	126	102	132	138	94	133	1,548			1,548
	2015	160	130	177	139	120	145	163	113	124	142	143	251	1,807	16.7%	▲	1,807
Misdemeanor	2014	72	46	38	63	27	51	63	49	33	57	71	64	634			634
	2015	86	67	39	38	58	83	42	67	55	64	100	32	731	15.3%	▲	731
Non-Capital Felonies and Related Matters	2014	232	203	145	225	195	134	151	182	150	209	152	126	2,104			2,104
	2015	241	192	278	124	151	210	129	196	140	201	259	107	2,228	5.9%	▲	2,228
Other	2014	-	4	-	2	-	1	4	-	-	3	2	-	16			16
	2015	-	2	3	1	1	2	-	-	4	1	1	1	16	0.0%	↔	16
Other Criminally Related Matters	2014	17	4	10	9	6	11	12	13	7	10	16	13	128			128
	2015	15	16	13	18	13	11	6	11	10	8	6	9	136	6.3%	▲	136
Probates/Wills and Trusts - Level 1	2014	-	-	-	-	-	2	-	-	-	-	-	-	2			2
	2015	-	-	-	-	2	-	-	1	-	1	-	1	5	150.0%	▲	5
Probates/Wills and Trusts - Level 2	2014	-	1	3	-	1	2	3	1	1	3	5	1	21			21
	2015	2	-	1	1	2	2	3	1	3	-	1	3	19	-9.5%	▼	19
Uncontested Divorce	2014	10	18	23	22	23	16	15	14	21	19	15	13	209			209
	2015	25	17	25	29	14	20	19	15	16	18	18	14	230	10.0%	▲	230

Court: Brunswick Circuit

Start/End Date: Jan-14 / Dec-15

2014 Average Month: 84

Jan-Dec 2014: 1,005

Filings Trending: ▲

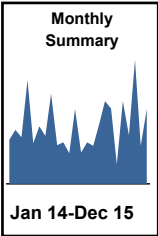
Circuit/Court ID: 6 206025

Type of Case: Filings

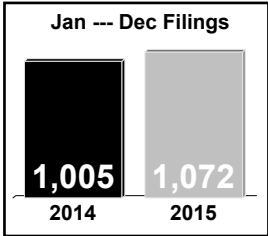
2015 Average Month:89

Jan-Dec 2015 : 1,072

Overall AVG. Month: 87



Totals		
	2014	2015
Civil	173	136
Criminal	637	727
Other	195	209
Total	1,005	1,072



Jan --- Dec Filings				
	2014	2015	% Change	Trending
Civil	173	136	-21.4%	▼
Criminal	637	727	14.1%	▲
Other	195	209	7.2%	▲
Total	1,005	1,072	6.7%	▲

	Jan	Feb	Mar	Apr	May	Jun	Jul	Aug	Sep	Oct	Nov	Dec	Thru Dec	% Change	Trending	Total
2014	66	81	70	156	61	86	72	135	58	62	46	112	1,005			1,005
2015	47	62	57	88	124	113	29	124	73	186	57	112	1,072	6.7%	▲	1,072

		Jan	Feb	Mar	Apr	May	Jun	Jul	Aug	Sep	Oct	Nov	Dec	Thru Dec	% Change	Trending	Total
Contested Divorce	2014	1	1	2	1	2	2	-	-	1	-	2	1	13			13
	2015	-	-	1	-	1	-	2	2	1	2	-	1	10	-23.1%	▼	10
Domestic and Family - Level 1	2014	-	-	-	5	-	2	2	1	-	-	-	-	10			10
	2015	-	-	-	3	-	2	-	-	-	4	1	-	10	0.0%	↔	10
Domestic and Family - Level 2	2014	-	-	1	-	-	-	1	1	-	3	-	-	6			6
	2015	-	-	-	-	1	-	-	-	-	-	-	-	1	-83.3%	▼	1
General Civil - Level 2	2014	1	2	1	6	2	1	1	6	-	1	4	-	25			25
	2015	1	-	1	1	1	4	1	1	2	2	1	-	15	-40.0%	▼	15
General Civil - Level 3	2014	-	-	-	2	2	-	2	-	3	-	-	1	10			10
	2015	1	-	2	1	1	2	-	1	1	1	-	1	11	10.0%	▲	11
Miscellaneous	2014	25	47	27	25	24	10	20	17	17	18	13	21	264			264
	2015	25	14	17	17	22	20	12	18	30	21	31	39	266	0.8%	▲	266
Misdemeanor	2014	16	13	10	34	4	40	17	16	12	18	1	38	219			219
	2015	5	21	9	18	34	22	-	41	15	89	14	28	296	35.2%	▲	296
Non-Capital Felonies and Related Matters	2014	13	16	23	74	23	18	20	78	18	19	22	44	368			368
	2015	12	23	24	33	62	51	11	54	12	60	10	31	383	4.1%	▲	383
Other	2014	-	-	-	-	-	-	-	-	1	-	-	-	1			1
Other Criminally Related Matters	2014	9	1	3	3	-	9	7	13	2	1	-	4	52			52
	2015	1	4	-	14	-	6	-	4	4	6	-	10	49	-5.8%	▼	49
Probates/Wills and Trusts - Level 2	2014	-	-	1	1	-	-	-	2	-	1	-	-	5			5
	2015	-	-	-	-	-	1	1	-	1	-	-	-	3	-40.0%	▼	3
Protective Orders	2014	-	-	-	-	-	-	-	-	1	-	-	-	1			1
	2015	1	-	-	-	-	1	-	-	3	-	-	-	5	400.0%	▲	5
Uncontested Divorce	2014	1	1	2	5	4	4	2	1	3	1	4	3	31			31
	2015	1	-	3	1	2	4	2	3	4	1	-	2	23	-25.8%	▼	23

Court: Greenville Circuit

Start/End Date: Jan-14 / Dec-15

2014 Average Month: 61

Jan-Dec 2014: 737

Filings Trending: ▲

Circuit/Court ID: 6 206081

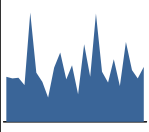
Type of Case: Filings

2015 Average Month:68

Jan-Dec 2015 : 811

Overall AVG. Month: 65

Monthly Summary



Jan 14-Dec 15

Totals

	2014	2015
Civil	235	239
Criminal	502	572
Total	737	811

Jan --- Dec Filings

737

2014

811

2015

Jan --- Dec Filings

	2014	2015	% Change	Trending
Civil	235	239	1.7%	▲
Criminal	502	572	13.9%	▲
Total	737	811	10.0%	▲

	Jan	Feb	Mar	Apr	May	Jun	Jul	Aug	Sep	Oct	Nov	Dec	Thru Dec	% Change	Trending	Total
2014	54	52	53	44	131	59	48	29	65	83	51	68	737			737
2015	33	93	54	130	60	47	75	43	96	62	52	66	811	10.0%	▲	811

		Jan	Feb	Mar	Apr	May	Jun	Jul	Aug	Sep	Oct	Nov	Dec	Thru Dec	% Change	Trending	Total
Administrative Law	2014	-	-	1	1	1	-	-	-	-	-	-	-	3			3
Contested Divorce	2014	1	1	1	2	1	1	6	2	3	2	-	1	21			21
	2015	-	1	2	-	-	1	1	3	2	1	-	-	11	-47.6%	▼	11
Domestic and Family - Level 1	2014	-	-	1	1	1	-	-	-	-	1	1	-	5			5
	2015	-	-	3	4	-	2	-	1	1	8	-	-	19	280.0%	▲	19
Domestic and Family - Level 2	2014	1	-	-	-	-	-	-	-	-	1	-	-	2			2
	2015	1	-	-	-	-	-	-	1	-	-	1	-	3	50.0%	▲	3
General Civil - Level 1	2014	-	-	-	1	-	-	-	-	-	-	-	-	1			1
	2015	-	-	1	2	-	-	-	-	1	-	-	1	5	400.0%	▲	5
General Civil - Level 2	2014	3	2	1	1	7	11	4	5	6	5	3	5	53			53
	2015	9	9	4	2	5	4	11	2	5	1	5	8	65	22.6%	▲	65
General Civil - Level 3	2014	1	4	-	-	2	4	1	1	17	2	-	-	32			32
	2015	2	2	-	1	5	2	-	1	9	-	4	2	28	-12.5%	▼	28
Miscellaneous	2014	8	6	9	4	9	5	3	3	5	6	2	7	67			67
	2015	5	5	4	11	5	6	7	4	5	2	5	5	64	-4.5%	▼	64
Misdemeanor	2014	4	6	5	6	31	8	5	5	6	8	2	15	101			101
	2015	2	5	7	21	6	6	13	4	31	6	6	11	118	16.8%	▲	118
Non-Capital Felonies and Related Matters	2014	31	25	28	21	67	19	23	9	21	45	38	30	357			357
	2015	12	54	22	81	30	19	38	21	33	40	23	38	411	15.1%	▲	411
Other	2015	-	-	-	-	-	-	-	1	-	-	-	-	1			1
Other Criminally Related Matters	2014	3	5	1	3	4	4	4	2	3	8	3	7	47			47
	2015	1	10	5	4	2	3	3	2	8	2	5	1	46	-2.1%	▼	46
Probates/Wills and Trusts - Le	2015	-	-	-	1	-	-	-	-	-	-	-	-	1			1
Probates/Wills and Trusts - Level 2	2014	-	1	-	-	-	-	-	-	1	-	1	-	3			3
	2015	-	-	-	-	-	1	-	-	-	-	1	-	2	-33.3%	▼	2
Uncontested Divorce	2014	2	2	6	4	8	7	2	2	3	5	1	3	45			45
	2015	1	7	6	3	7	3	2	3	1	2	2	-	37	-17.8%	▼	37

Court: Prince George Circuit

Start/End Date: Jan-14 / Dec-15

2014 Average Month: 155

Jan-Dec 2014: 1,858

Filings Trending: ▼

Circuit/Court ID: 6 206149


Type of Case: Filings

2015 Average Month:146

Jan-Dec 2015 : 1,748

Overall AVG. Month: 150

Monthly Summary

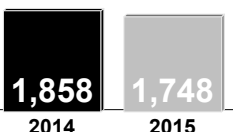


Jan 14-Dec 15

Totals

	2014	2015
Civil	409	397
Criminal	776	585
Other	673	766
Total	1,858	1,748

Jan --- Dec Filings



2014 2015

Jan --- Dec Filings

	2014	2015	% Change	Trending
Civil	409	397	-2.9%	▼
Criminal	776	585	-24.6%	▼
Other	673	766	13.8%	▲
Total	1,858	1,748	-5.9%	▼

	Jan	Feb	Mar	Apr	May	Jun	Jul	Aug	Sep	Oct	Nov	Dec	Thru Dec	% Change	Trending	Total
2014	216	156	205	140	141	131	177	148	156	129	130	129	1,858			1,858
2015	160	129	194	140	116	110	167	113	125	127	142	225	1,748	-5.9%	▼	1,748

		Jan	Feb	Mar	Apr	May	Jun	Jul	Aug	Sep	Oct	Nov	Dec	Thru Dec	% Change	Trending	Total
Administrative Law	2014	-	1	-	-	-	-	-	-	-	-	-	-	1			1
Contested Divorce	2014	6	2	2	2	7	2	5	3	3	6	2	3	43			43
	2015	9	2	3	2	4	3	1	3	3	5	1	6	42	-2.3%	▼	42
Domestic and Family - Level 1	2014	2	1	13	2	4	2	-	4	3	5	8	2	46			46
	2015	-	2	1	5	1	5	-	5	4	6	-	1	30	-34.8%	▼	30
Domestic and Family - Level 2	2014	-	-	2	-	4	2	3	2	-	-	-	-	13			13
	2015	-	-	2	1	1	-	-	-	-	1	1	-	6	-53.8%	▼	6
General Civil - Level 1	2014	-	-	1	-	-	-	-	1	-	-	-	-	2			2
	2015	1	-	-	1	1	-	-	1	-	-	-	-	4	100.0%	▲	4
General Civil - Level 2	2014	6	2	4	4	6	7	6	5	3	4	-	6	53			53
	2015	2	2	2	9	7	7	3	2	3	6	3	4	50	-5.7%	▼	50
General Civil - Level 3	2014	1	2	1	3	-	3	3	1	4	1	2	3	24			24
	2015	1	2	1	1	5	2	1	-	3	-	-	2	18	-25.0%	▼	18
Miscellaneous	2014	89	85	106	72	53	51	68	60	55	50	39	61	789			789
	2015	76	68	88	68	47	65	74	71	53	56	75	131	872	10.5%	▲	872
Misdemeanor	2014	27	17	12	9	12	7	14	5	13	13	9	12	150			150
	2015	20	1	32	8	10	6	21	8	8	9	10	11	144	-4.0%	▼	144
Non-Capital Felonies and Related Matters	2014	67	36	49	31	32	44	69	43	62	37	55	33	558			558
	2015	40	44	43	33	27	7	49	10	42	30	37	56	418	-25.1%	▼	418
Other	2015	-	-	-	1	1	-	-	-	-	-	3	-	5			5
Other Criminally Related Matters	2014	6	3	4	4	14	8	3	11	2	2	7	6	70			70
	2015	-	1	3	-	3	1	3	2	1	5	3	6	28	-60.0%	▼	28
Probates/Wills and Trusts - Level 2	2014	2	1	1	-	1	-	2	2	-	-	-	1	10			10
	2015	-	1	-	2	-	3	-	1	1	-	-	1	9	-10.0%	▼	9
Uncontested Divorce	2014	10	6	10	13	8	5	4	11	11	11	8	2	99			99
	2015	11	6	19	9	9	11	15	10	7	9	9	7	122	23.2%	▲	122

Court: Surry Circuit

Start/End Date: Jan-14 / Dec-15

2014 Average Month: 24

Jan-Dec 2014: 288

Filings Trending: ▼

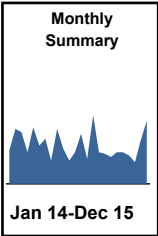
Circuit/Court ID: 6 206181

Type of Case: Filings

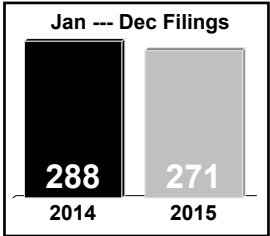
2015 Average Month:23

Jan-Dec 2015 : 271

Overall AVG. Month: 23



Totals		
	2014	2015
Civil	92	80
Criminal	70	43
Other	126	148
Total	288	271



Jan --- Dec Filings				
	2014	2015	% Change	Trending
Civil	92	80	-13.0%	▼
Criminal	70	43	-38.6%	▼
Other	126	148	17.5%	▲
Total	288	271	-5.9%	▼

	Jan	Feb	Mar	Apr	May	Jun	Jul	Aug	Sep	Oct	Nov	Dec	Thru Dec	% Change	Trending	Total
2014	20	33	31	19	34	23	27	14	33	21	14	19	288			288
2015	30	15	41	19	18	16	19	19	17	13	26	38	271	-5.9%	▼	271

		Jan	Feb	Mar	Apr	May	Jun	Jul	Aug	Sep	Oct	Nov	Dec	Thru Dec	% Change	Trending	Total
Contested Divorce	2014	2	1	4	1	2	1	-	-	1	-	-	1	13			13
	2015	-	-	1	-	1	-	-	1	-	-	1	-	4	-69.2%	▼	4
Domestic and Family - Level 1	2014	-	-	-	-	-	-	-	-	-	4	-	1	5			5
	2015	-	-	-	-	-	-	-	-	-	-	1	-	1	0.0%	↔	1
Domestic and Family - Level 2	2014	-	-	-	-	-	-	-	-	-	-	-	-	1			1
	2015	-	-	-	1	-	-	-	-	-	-	-	-	1			1
General Civil - Level 1	2014	1	-	-	-	-	-	-	-	-	-	-	-	1			1
	2015	1	2	-	2	2	3	-	-	1	2	-	1	14	16.7%	▲	14
General Civil - Level 2	2014	1	2	-	1	-	-	-	2	4	1	1	-	12			12
	2015	1	2	-	2	2	3	-	-	1	2	-	1	14	16.7%	▲	14
General Civil - Level 3	2014	1	5	4	6	4	1	-	1	-	-	-	-	22			22
	2015	4	1	8	1	1	-	1	2	-	1	-	-	19	-13.6%	▼	19
Miscellaneous	2014	12	19	18	8	13	11	9	10	14	16	8	14	152			152
	2015	17	12	26	8	8	10	16	13	9	7	21	23	170	11.8%	▲	170
Misdemeanor	2014	2	-	2	-	1	2	1	-	2	-	2	2	14			14
	2015	1	-	-	2	2	1	-	-	2	3	1	3	15	7.1%	▲	15
Non-Capital Felonies and Related Matters	2014	-	6	2	-	11	6	15	-	10	-	2	-	52			52
	2015	2	-	3	4	1	-	-	1	2	-	1	8	22	-57.7%	▼	22
Other	2014	-	-	-	-	1	-	-	-	-	-	-	-	1			1
	2015	2	-	-	-	-	-	-	-	-	-	-	-	2	100.0%	▲	2
Other Criminally Related Matters	2014	1	-	-	1	-	1	1	-	1	-	-	-	5			5
	2015	1	-	-	1	1	-	-	-	-	-	-	3	6	20.0%	▲	6
Probates/Wills and Trusts - Le	2014	-	-	-	-	1	1	-	-	-	-	-	-	2			2
	2015	-	-	-	-	1	1	-	-	-	-	-	-	2			2
Uncontested Divorce	2014	1	-	1	2	2	1	1	1	1	-	-	1	11			11
	2015	1	-	3	-	1	1	2	2	3	-	2	-	15	36.4%	▲	15

Court: Sussex Circuit

Start/End Date: Jan-14 / Dec-15

2014 Average Month: 50

Jan-Dec 2014: 601

Filings Trending: ↔

Circuit/Court ID: 6 206183

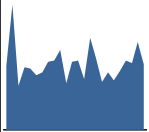
Type of Case: Filings

2015 Average Month:49

Jan-Dec 2015 : 590

Overall AVG. Month: 50

Monthly Summary



Jan 14-Dec 15

Totals

	2014	2015
Civil	171	129
Criminal	300	315
Other	130	146
Total	601	590

Jan --- Dec Filings

601

2014

590

2015

Jan --- Dec Filings

	2014	2015	% Change	Trending
Civil	171	129	-24.6%	▼
Criminal	300	315	5.0%	▲
Other	130	146	12.3%	▲
Total	601	590	-1.8%	▼

	Jan	Feb	Mar	Apr	May	Jun	Jul	Aug	Sep	Oct	Nov	Dec	Thru Dec	% Change	Trending	Total
2014	48	94	33	47	46	41	43	51	52	60	35	51	601			601
2015	52	38	69	54	36	43	37	44	52	50	66	49	590	-1.8%	▼	590

		Jan	Feb	Mar	Apr	May	Jun	Jul	Aug	Sep	Oct	Nov	Dec	Thru Dec	% Change	Trending	Total
Administrative Law	2015	-	-	1	-	-	1	-	-	-	-	-	-	2			2
Contested Divorce	2014	2	2	1	1	3	1	1	1	-	2	-	-	14			14
	2015	2	3	2	1	-	-	1	1	3	1	-	1	15	7.1%	▲	15
Domestic and Family - Level 1	2014	-	-	2	-	-	-	-	-	-	-	-	-	2			2
Domestic and Family - Level 2	2014	-	-	1	-	-	-	-	-	-	1	-	-	2			2
	2015	-	-	-	1	-	-	-	-	-	-	-	-	1	-50.0%	▼	1
General Civil - Level 1	2014	-	-	-	-	1	-	-	-	-	1	-	-	2			2
General Civil - Level 2	2014	1	2	2	-	6	-	-	2	4	2	1	2	22			22
	2015	-	6	1	-	-	5	3	5	-	4	2	1	27	22.7%	▲	27
General Civil - Level 3	2014	15	23	1	1	1	1	7	1	2	1	-	-	53			53
	2015	-	-	2	4	1	-	1	1	10	1	1	-	21	-60.4%	▼	21
Miscellaneous	2014	19	18	16	26	14	9	8	17	12	20	9	15	183			183
	2015	14	13	15	17	19	12	10	9	19	16	18	20	182	-0.5%	▼	182
Misdemeanor	2014	1	19	4	4	7	2	3	7	7	3	4	8	69			69
	2015	7	3	7	9	5	10	6	7	5	6	9	9	83	20.3%	▲	83
Non-Capital Felonies and Related Matters	2014	8	20	2	11	9	23	18	18	26	20	17	15	187			187
	2015	20	2	35	12	8	10	13	12	12	15	34	11	184	-1.6%	▼	184
Other	2014	-	1	-	-	-	-	-	-	-	-	-	-	1			1
	2015	-	-	1	-	-	-	-	-	-	-	-	-	1	0.0%	↔	1
Other Criminally Related Matters	2014	-	8	3	4	5	3	5	-	-	7	1	10	46			46
	2015	8	7	2	8	2	3	2	5	2	5	2	4	50	8.7%	▲	50
Probates/Wills and Trusts - Le	2014	-	1	-	-	-	-	-	-	-	-	-	-	1			1
Probates/Wills and Trusts - Level 2	2014	-	-	-	-	-	-	-	-	-	-	1	-	1			1
	2015	-	-	-	-	-	-	1	1	-	-	-	3	5	400.0%	▲	5
Uncontested Divorce	2014	2	-	1	-	-	2	1	5	1	3	2	1	18			18
	2015	1	4	3	2	1	2	-	3	1	2	-	-	19	5.6%	▲	19

Court: Hopewell Circuit

Start/End Date: Jan-14 / Dec-15

2014 Average Month: 116

Jan-Dec 2014: 1,386

Filings Trending: ▼

Circuit/Court ID: 6 206670


Type of Case: Filings

2015 Average Month:113

Jan-Dec 2015 : 1,350

Overall AVG. Month: 114

Monthly Summary



Jan 14-Dec 15

Totals

	2014	2015
Civil	353	322
Criminal	789	764
Other	244	264
Total	1,386	1,350

Jan --- Dec Filings

1,386

2014

1,350

2015

Jan --- Dec Filings

	2014	2015	% Change	Trending
Civil	353	322	-8.8%	▼
Criminal	789	764	-3.2%	▼
Other	244	264	8.2%	▲
Total	1,386	1,350	-2.6%	▼

	Jan	Feb	Mar	Apr	May	Jun	Jul	Aug	Sep	Oct	Nov	Dec	Thru Dec	% Change	Trending	Total
2014	95	90	145	138	115	122	109	131	97	94	114	136	1,386			1,386
2015	99	135	141	108	47	91	63	121	141	154	122	128	1,350	-2.6%	▼	1,350

		Jan	Feb	Mar	Apr	May	Jun	Jul	Aug	Sep	Oct	Nov	Dec	Thru Dec	% Change	Trending	Total
Contested Divorce	2014	2	2	5	3	3	-	6	-	1	1	-	2	25			25
	2015	3	4	2	4	2	3	-	2	-	2	2	-	24	-4.0%	▼	24
Domestic and Family - Level 1	2014	1	8	5	5	6	2	3	2	-	2	1	8	43			43
	2015	1	5	10	-	1	2	2	14	9	7	6	4	61	41.9%	▲	61
Domestic and Family - Level 2	2014	1	1	2	2	-	2	3	-	-	1	4	-	16			16
	2015	-	-	1	2	-	-	-	1	-	1	2	-	7	-56.3%	▼	7
General Civil - Level 1	2014	-	-	-	1	-	1	1	-	-	-	1	-	4			4
	2015	-	-	-	-	-	1	-	-	-	-	-	1	2	-50.0%	▼	2
General Civil - Level 2	2014	3	4	1	5	2	3	1	5	2	2	2	3	33			33
	2015	3	2	9	3	3	-	2	3	1	5	2	1	34	3.0%	▲	34
General Civil - Level 3	2014	2	1	4	5	1	2	4	3	2	2	2	4	32			32
	2015	2	5	-	1	3	2	1	-	4	2	3	-	23	-28.1%	▼	23
Miscellaneous	2014	35	38	37	42	31	32	23	37	23	22	27	31	378			378
	2015	28	34	48	21	13	21	27	45	23	32	33	45	370	-2.1%	▼	370
Misdemeanor	2014	7	12	13	7	13	21	16	22	7	20	13	11	162			162
	2015	9	38	14	10	6	14	6	14	14	24	23	19	191	17.9%	▲	191
Non-Capital Felonies and Related Matters	2014	41	18	70	53	48	49	44	53	55	40	58	66	595			595
	2015	49	41	46	56	9	36	22	37	84	78	41	55	554	-6.9%	▼	554
Other Criminally Related Matters	2014	1	-	-	4	4	8	1	3	1	1	1	8	32			32
	2015	-	1	3	4	3	1	1	-	1	1	2	2	19	-40.6%	▼	19
Probates/Wills and Trusts - Level 1	2014	-	-	1	-	-	-	-	-	-	-	-	-	1			1
	2015	-	-	-	-	-	1	-	-	-	-	-	-	1	0.0%	↔	1
Probates/Wills and Trusts - Level 2	2014	-	2	1	-	3	-	1	-	1	-	-	-	8			8
	2015	3	-	1	2	1	2	1	1	1	-	2	-	14	75.0%	▲	14
Protective Orders	2014	-	-	1	1	-	-	-	1	1	-	-	-	4			4
Uncontested Divorce	2014	2	4	5	10	4	2	6	5	4	3	5	3	53			53
	2015	1	5	7	5	6	8	1	4	4	2	6	1	50	-5.7%	▼	50

Court: Newport News Circuit

Start/End Date: Jan-14 / Dec-15

2014 Average Month: 828

Jan-Dec 2014: 9,933

Filings Trending: ▼

Circuit/Court ID: 7 207700


Type of Case: Filings

2015 Average Month:788

Jan-Dec 2015 : 9,461

Overall AVG. Month: 808

Monthly Summary




Jan 14-Dec 15

Totals

	2014	2015
Civil	2,483	2,420
Criminal	5,018	4,470
Other	2,432	2,571
Total	9,933	9,461

Jan --- Dec Filings



9,933 2014 9,461 2015

Jan --- Dec Filings

	2014	2015	% Change	Trending
Civil	2,483	2,420	-2.5%	▼
Criminal	5,018	4,470	-10.9%	▼
Other	2,432	2,571	5.7%	▲
Total	9,933	9,461	-4.8%	▼

	Jan	Feb	Mar	Apr	May	Jun	Jul	Aug	Sep	Oct	Nov	Dec	Thru Dec	% Change	Trending	Total
2014	724	849	946	1,029	883	700	952	816	815	829	676	714	9,933			9,933
2015	911	774	916	888	684	761	765	602	757	817	689	897	9,461	-4.8%	▼	9,461

		Jan	Feb	Mar	Apr	May	Jun	Jul	Aug	Sep	Oct	Nov	Dec	Thru Dec	% Change	Trending	Total
Administrative Law	2014	-	1	1	1	1	-	-	2	1	-	-	4	11			11
	2015	1	-	1	-	1	-	-	2	1	-	-	-	6	-45.5%	▼	6
Capital Murder	2014	-	-	-	-	2	-	-	-	-	-	-	-	2			2
	2015	14	24	23	21	17	26	18	16	26	18	19	24	246	-16.7%	▼	205
Contested Divorce	2014	14	24	23	21	17	26	18	16	26	18	19	24	246			246
	2015	15	17	26	27	13	11	17	15	17	22	15	10	205	-16.7%	▼	205
Domestic and Family - Level 1	2014	9	15	32	15	31	32	29	21	21	18	20	15	258			258
	2015	20	15	13	13	19	23	21	16	13	24	18	26	221	-14.3%	▼	221
Domestic and Family - Level 2	2014	2	4	4	4	6	5	6	5	2	2	7	-	47			47
	2015	4	6	-	9	5	4	7	13	3	8	4	3	66	40.4%	▲	66
General Civil - Level 1	2014	16	6	34	8	35	12	13	3	18	35	1	4	185			185
	2015	9	4	65	12	2	61	19	5	35	6	20	8	246	33.0%	▲	246
General Civil - Level 2	2014	20	36	31	37	35	33	21	31	37	35	29	25	370			370
	2015	31	19	27	37	32	20	36	45	36	34	28	26	371	0.3%	▲	371
General Civil - Level 3	2014	9	23	18	8	9	11	13	17	7	11	10	7	143			143
	2015	16	10	15	9	12	12	17	12	14	14	26	17	174	21.7%	▲	174
Miscellaneous	2014	254	292	241	220	196	195	188	200	196	204	139	198	2,523			2,523
	2015	200	204	291	248	168	209	204	212	183	206	201	315	2,641	4.7%	▲	2,641
Misdemeanor	2014	68	75	156	124	141	66	137	119	126	62	96	72	1,242			1,242
	2015	109	116	112	110	74	78	63	37	70	59	68	64	960	-22.7%	▼	960
Non-Capital Felonies and Related Matters	2014	169	186	183	350	244	168	304	227	195	236	173	209	2,644			2,644
	2015	325	205	188	226	210	158	235	100	236	288	162	315	2,648	0.2%	▲	2,648
Other	2014	36	35	43	48	40	29	49	31	50	66	59	54	540			540
	2015	39	40	47	28	31	43	50	52	47	43	39	26	485	-10.2%	▼	485
Other Criminally Related Matters	2014	93	96	114	136	68	64	110	104	90	100	92	63	1,130			1,130
	2015	90	80	82	111	65	83	49	44	72	75	61	50	862	-23.7%	▼	862
Probates/Wills and Trusts - Level 1	2014	1	1	2	-	-	-	1	2	1	-	-	-	8			8
	2015	-	3	-	2	-	1	-	-	1	-	-	-	7	-12.5%	▼	7
Probates/Wills and Trusts - Level 2	2014	-	-	-	1	-	-	1	-	-	1	-	-	3			3
	2015	-	-	-	-	-	-	-	1	-	1	1	-	3	0.0%	↔	3
Protective Orders	2014	1	2	5	3	4	4	5	4	6	5	3	6	48			48
	2015	5	5	3	4	1	2	2	6	5	3	1	1	38	-20.8%	▼	38
Uncontested Divorce	2014	32	53	59	53	54	55	57	34	39	36	28	33	533			533
	2015	47	50	46	52	51	56	45	42	24	34	45	36	528	-0.9%	▼	528

Court: Hampton Circuit

Start/End Date: Jan-14 / Dec-15

2014 Average Month: 621

Jan-Dec 2014: 7,447

Filings Trending: ↔

Circuit/Court ID: 8 208650

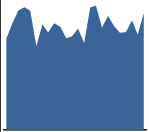
Type of Case: Filings

2015 Average Month:636

Jan-Dec 2015 : 7,632

Overall AVG. Month: 628

Monthly Summary



Jan 14-Dec 15

Totals

	2014	2015
Civil	2,350	2,270
Criminal	2,949	3,019
Other	2,148	2,343
Total	7,447	7,632

Jan --- Dec Filings

7,447

7,632

2014

2015

Jan --- Dec Filings

	2014	2015	% Change	Trending
Civil	2,350	2,270	-3.4%	▼
Criminal	2,949	3,019	2.4%	▲
Other	2,148	2,343	9.1%	▲
Total	7,447	7,632	2.5%	▲

	Jan	Feb	Mar	Apr	May	Jun	Jul	Aug	Sep	Oct	Nov	Dec	Thru Dec	% Change	Trending	Total
2014	546	640	717	737	716	503	632	585	640	619	551	561	7,447			7,447
2015	607	522	734	746	614	685	625	583	587	657	571	701	7,632	2.5%	▲	7,632

		Jan	Feb	Mar	Apr	May	Jun	Jul	Aug	Sep	Oct	Nov	Dec	Thru Dec	% Change	Trending	Total
Administrative Law	2014	3	-	-	-	-	-	-	1	3	1	1	-	9			9
	2015	-	1	-	-	-	-	-	-	2	-	1	1	5	-44.4%	▼	5
Capital Murder	2014	-	-	1	-	-	-	1	-	-	-	-	-	2			2
	2015	12	21	21	13	15	15	10	12	17	20	8	14	178			178
Contested Divorce	2014	12	21	21	13	15	15	10	12	17	20	8	14	178			178
	2015	13	9	17	22	11	18	18	15	15	21	20	14	193	8.4%	▲	193
Domestic and Family - Level 1	2014	5	10	12	17	11	9	8	12	13	24	15	23	159			159
	2015	11	15	11	5	24	19	21	12	19	17	10	24	188	18.2%	▲	188
Domestic and Family - Level 2	2014	12	27	81	138	63	13	33	60	79	35	31	17	589			589
	2015	7	45	51	115	1	84	5	47	4	50	36	21	466	-20.9%	▼	466
General Civil - Level 1	2014	7	-	4	3	4	-	2	1	-	2	-	3	26			26
	2015	2	2	3	2	-	1	-	-	3	3	-	4	20	-23.1%	▼	20
General Civil - Level 2	2014	21	14	24	29	23	28	24	29	22	22	18	22	276			276
	2015	20	19	26	29	24	24	25	19	30	20	20	19	275	-0.4%	▼	275
General Civil - Level 3	2014	4	8	7	9	5	18	8	9	17	17	7	7	116			116
	2015	9	7	12	10	10	17	9	10	14	10	11	7	126	8.6%	▲	126
Miscellaneous	2014	180	229	232	189	162	149	173	144	152	170	124	169	2,073			2,073
	2015	198	149	266	173	180	156	179	178	130	179	158	286	2,232	7.7%	▲	2,232
Misdemeanor	2014	39	41	52	44	60	42	46	43	61	48	58	50	584			584
	2015	59	59	61	49	48	80	50	61	62	63	58	53	703	20.4%	▲	703
Non-Capital Felonies and Related Matters	2014	136	177	153	179	233	126	194	158	170	143	159	159	1,987			1,987
	2015	166	120	144	175	185	169	185	111	188	174	138	159	1,914	-3.7%	▼	1,914
Other	2014	49	60	44	56	68	54	64	48	41	50	54	38	626			626
	2015	44	42	60	71	53	47	50	57	62	41	44	58	629	0.5%	▲	629
Other Criminally Related Matters	2014	47	16	45	22	36	21	30	26	24	50	40	27	384			384
	2015	47	29	32	55	26	24	33	39	19	42	35	26	407	6.0%	▲	407
Probates/Wills and Trusts - Level 1	2014	1	-	1	1	-	-	-	-	1	1	-	-	5			5
	2015	-	-	-	-	-	-	2	1	1	-	1	-	5	0.0%	↔	5
Probates/Wills and Trusts - Level 2	2014	3	3	6	2	2	3	3	6	5	8	5	6	52			52
	2015	6	1	5	2	7	8	5	3	5	1	3	4	50	-3.8%	▼	50
Uncontested Divorce	2014	27	34	34	35	34	25	36	36	35	28	31	26	381			381
	2015	25	24	46	38	45	38	43	30	33	36	36	25	419	10.0%	▲	419

Court: Charles City Circuit

Start/End Date: Jan-14 / Dec-15

2014 Average Month: 23

Jan-Dec 2014: 276

Filings Trending: ▲

Circuit/Court ID: 9 209036

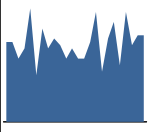
Type of Case: Filings

2015 Average Month:24

Jan-Dec 2015 : 290

Overall AVG. Month: 24

Monthly Summary



Jan 14-Dec 15

Totals

	2014	2015
Civil	90	86
Criminal	69	94
Other	117	110
Total	276	290

Jan --- Dec Filings

276

2014

290

2015

Jan --- Dec Filings

	2014	2015	% Change	Trending
Civil	90	86	-4.4%	▼
Criminal	69	94	36.2%	▲
Other	117	110	-6.0%	▼
Total	276	290	5.1%	▲

	Jan	Feb	Mar	Apr	May	Jun	Jul	Aug	Sep	Oct	Nov	Dec	Thru Dec	% Change	Trending	Total
2014	24	24	19	22	34	14	28	22	25	23	19	22	276			276
2015	19	19	24	33	15	25	30	17	33	23	26	26	290	5.1%	▲	290

		Jan	Feb	Mar	Apr	May	Jun	Jul	Aug	Sep	Oct	Nov	Dec	Thru Dec	% Change	Trending	Total
Administrative Law	2014	-	-	-	-	-	-	1	-	-	-	-	-	1			1
Contested Divorce	2014	-	1	-	-	1	-	1	-	-	-	1	-	4			4
	2015	2	-	-	-	-	-	-	-	-	-	1	-	3	-25.0%	▼	3
Domestic and Family - Level 1	2014	-	-	-	-	-	-	-	6	-	1	-	-	7			7
	2015	-	-	-	-	-	-	1	-	-	-	-	-	1	-85.7%	▼	1
Domestic and Family - Level 2	2014	-	-	-	-	4	-	-	-	-	-	-	-	4			4
	2015	-	-	-	-	-	-	-	-	1	-	-	-	1	-75.0%	▼	1
General Civil - Level 1	2015	-	-	1	-	-	-	-	-	-	-	-	1	2			2
General Civil - Level 2	2014	2	2	-	2	2	6	2	4	2	1	1	-	24			24
	2015	2	2	1	2	1	-	2	-	2	1	1	2	16	-33.3%	▼	16
General Civil - Level 3	2014	1	-	-	2	-	4	-	-	2	-	-	-	9			9
	2015	-	2	-	2	2	2	2	-	1	-	2	1	14	55.6%	▲	14
Miscellaneous	2014	18	15	18	14	16	3	13	8	14	12	3	10	144			144
	2015	11	13	17	16	3	15	12	12	10	9	16	11	145	0.7%	▲	145
Misdemeanor	2014	-	2	-	1	1	-	7	-	2	-	8	2	23			23
	2015	2	-	-	5	-	2	2	-	4	6	2	2	25	8.7%	▲	25
Non-Capital Felonies and Related Matters	2014	2	2	1	1	9	1	3	-	4	6	5	7	41			41
	2015	2	-	2	5	8	6	9	1	13	5	1	5	57	39.0%	▲	57
Other	2014	-	-	-	-	-	-	-	-	-	1	-	-	1			1
	2015	-	-	1	1	-	-	-	1	2	-	1	-	6	500.0%	▲	6
Other Criminally Related Matters	2014	-	2	-	1	-	-	-	2	-	-	-	-	5			5
	2015	-	1	2	1	1	-	1	3	-	-	1	2	12	140.0%	▲	12
Probates/Wills and Trusts - Level 2	2014	-	-	-	-	1	-	-	-	-	-	-	-	1			1
	2015	-	-	-	1	-	-	-	-	-	-	-	1	2	100.0%	▲	2
Protective Orders	2014	-	-	-	-	-	-	-	-	-	-	-	1	1			1
Uncontested Divorce	2014	1	-	-	1	-	-	1	2	1	2	1	2	11			11
	2015	-	1	-	-	-	-	1	-	-	2	1	1	6	-45.5%	▼	6

Court: Gloucester Circuit

Start/End Date: Jan-14 / Dec-15

2014 Average Month: 183

Jan-Dec 2014: 2,199

Filings Trending: ▲

Circuit/Court ID: 9 209073


Type of Case: Filings

2015 Average Month:199

Jan-Dec 2015 : 2,382

Overall AVG. Month: 191

Monthly Summary



Jan 14-Dec 15

Totals

	2014	2015
Civil	542	538
Criminal	761	835
Other	896	1,009
Total	2,199	2,382

Jan --- Dec Filings

2,199

2014

2,382

2015

Jan --- Dec Filings

	2014	2015	% Change	Trending
Civil	542	538	-0.7%	▼
Criminal	761	835	9.7%	▲
Other	896	1,009	12.6%	▲
Total	2,199	2,382	8.3%	▲

	Jan	Feb	Mar	Apr	May	Jun	Jul	Aug	Sep	Oct	Nov	Dec	Thru Dec	% Change	Trending	Total
2014	185	175	218	214	165	161	173	149	175	195	188	201	2,199			2,199
2015	190	268	221	194	168	167	228	159	175	196	186	230	2,382	8.3%	▲	2,382

		Jan	Feb	Mar	Apr	May	Jun	Jul	Aug	Sep	Oct	Nov	Dec	Thru Dec	% Change	Trending	Total
Administrative Law	2014	-	-	-	-	-	-	2	-	-	-	1	-	3			3
	2015	-	-	-	-	-	-	-	1	-	-	-	-	1	-66.7%	▼	1
Capital Murder	2015	-	-	-	-	-	-	-	-	1	-	-	-	1			1
	2014	4	5	6	1	1	2	9	5	5	4	5	4	51			51
Contested Divorce	2015	3	3	7	3	6	7	5	4	1	5	5	2	51	0.0%	↔	51
	2014	-	2	-	6	1	4	8	2	2	11	20	3	59			59
Domestic and Family - Level 1	2015	6	3	6	-	-	5	8	2	-	1	2	3	36	-39.0%	▼	36
	2014	1	-	-	-	4	1	1	2	1	-	6	2	18			18
Domestic and Family - Level 2	2015	-	3	1	1	3	2	4	2	1	3	-	-	20	11.1%	▲	20
	2014	-	-	-	-	-	-	1	-	-	-	1	-	2			2
General Civil - Level 1	2015	-	-	-	-	-	-	1	1	-	-	-	-	2	0.0%	↔	2
	2014	12	6	7	3	6	6	8	4	9	6	4	12	83			83
General Civil - Level 2	2015	3	9	9	4	9	12	5	5	7	9	4	5	81	-2.4%	▼	81
	2014	2	3	10	13	3	1	3	3	1	2	2	3	46			46
General Civil - Level 3	2015	2	-	2	33	5	4	4	3	-	3	5	3	64	39.1%	▲	64
	2014	83	83	91	90	52	54	51	54	66	77	47	66	814			814
Miscellaneous	2015	99	78	86	68	53	64	75	72	53	80	78	127	933	14.6%	▲	933
	2014	16	21	21	21	7	20	26	9	14	19	26	23	223			223
Misdemeanor	2015	17	19	32	17	16	15	24	13	27	18	17	20	235	5.4%	▲	235
	2014	35	23	48	36	66	36	41	34	49	41	41	26	476			476
Non-Capital Felonies and Related Matters	2015	33	103	45	35	40	32	54	24	45	46	19	42	518	8.8%	▲	518
	2014	13	14	22	17	10	13	12	23	11	19	19	39	212			212
Other	2015	14	28	13	16	17	15	24	11	23	15	23	19	218	2.8%	▲	218
	2014	8	3	4	10	7	5	1	5	4	5	6	10	68			68
Other Criminally Related Matters	2015	3	7	5	4	9	2	9	6	5	8	18	5	81	19.1%	▲	81
	2014	-	-	-	-	1	-	-	-	1	-	-	-	2			2
Probates/Wills and Trusts - Level 1	2015	-	1	1	-	-	1	-	-	-	-	-	-	3	50.0%	▲	3
	2014	-	1	-	-	-	5	-	-	-	2	-	-	8			8
Probates/Wills and Trusts - Level 2	2015	3	1	2	-	1	-	2	-	-	1	2	1	13	62.5%	▲	13
	2014	-	1	-	1	-	1	-	-	-	-	-	-	3			3
Protective Orders	2015	-	-	-	2	1	1	-	3	-	-	1	-	8	166.7%	▲	8
	2014	11	13	9	16	7	13	10	8	12	9	10	13	131			131
Uncontested Divorce	2015	7	13	12	11	8	7	13	12	12	7	12	3	117	-10.7%	▼	117

Court: King & Queen Circuit

Start/End Date: Jan-14 / Dec-15

2014 Average Month: 31

Jan-Dec 2014: 369

Filings Trending: ▲

Circuit/Court ID: 9 209097

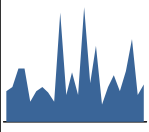
Type of Case: Filings

2015 Average Month:36

Jan-Dec 2015 : 437

Overall AVG. Month: 34

Monthly Summary



Jan 14-Dec 15

Totals

	2014	2015
Civil	73	87
Criminal	183	220
Other	113	130
Total	369	437

Jan --- Dec Filings

369

2014

437

2015

Jan --- Dec Filings

	2014	2015	% Change	Trending
Civil	73	87	19.2%	▲
Criminal	183	220	20.2%	▲
Other	113	130	15.0%	▲
Total	369	437	18.4%	▲

	Jan	Feb	Mar	Apr	May	Jun	Jul	Aug	Sep	Oct	Nov	Dec	Thru Dec	% Change	Trending	Total
2014	23	26	40	40	15	23	26	22	15	82	20	37	369			369
2015	20	86	29	57	13	26	35	23	38	62	20	28	437	18.4%	▲	437

		Jan	Feb	Mar	Apr	May	Jun	Jul	Aug	Sep	Oct	Nov	Dec	Thru Dec	% Change	Trending	Total
Administrative Law	2014	-	-	1	-	-	-	-	-	-	-	-	-	1			1
	2015	1	-	-	-	-	-	-	-	-	1	-	-	2	100.0%	▲	2
Contested Divorce	2014	1	-	1	-	-	-	1	1	-	-	-	-	4			4
	2015	-	-	2	1	-	1	-	1	-	1	-	1	7	75.0%	▲	7
Domestic and Family - Level 1	2014	-	-	-	1	-	-	-	-	-	-	-	-	1			1
	2015	1	-	-	2	1	1	-	6	-	-	-	-	11	1,000.0%	▲	11
Domestic and Family - Level 2	2014	-	-	-	-	-	-	1	-	-	1	-	1	3			3
	2015	-	-	-	-	-	3	-	-	-	-	-	-	3	0.0%	↔	3
General Civil - Level 1	2014	-	-	-	1	-	-	-	-	-	-	-	-	1			1
General Civil - Level 2	2014	-	1	1	-	3	2	3	-	-	-	2	-	12			12
	2015	-	-	1	2	-	1	-	2	-	1	-	2	9	-25.0%	▼	9
General Civil - Level 3	2014	2	3	1	1	-	3	1	-	-	-	-	-	11			11
	2015	1	-	-	1	1	-	2	1	6	4	4	-	20	81.8%	▲	20
Miscellaneous	2014	12	12	14	16	7	8	13	14	5	14	12	8	135			135
	2015	9	13	22	7	7	14	16	8	13	14	10	12	145	7.4%	▲	145
Misdemeanor	2014	-	2	1	2	-	2	1	1	-	2	2	3	16			16
	2015	4	15	3	9	1	1	4	1	6	13	3	1	61	281.3%	▲	61
Non-Capital Felonies and Related Matters	2014	4	4	18	11	1	7	-	2	10	61	3	21	142			142
	2015	2	55	1	30	3	2	7	2	8	26	2	12	150	5.6%	▲	150
Other	2014	-	-	-	-	-	-	-	-	-	-	-	1	1			1
	2015	-	-	-	3	-	1	1	-	-	-	-	-	5	400.0%	▲	5
Other Criminally Related Matters	2014	2	2	2	3	1	1	5	3	-	3	-	3	25			25
	2015	-	2	-	2	-	1	2	-	3	-	-	-	10	-60.0%	▼	10
Probates/Wills and Trusts - Le	2014	-	-	-	-	-	-	1	-	-	-	-	-	1			1
Probates/Wills and Trusts - Level 2	2014	1	1	-	2	-	-	-	1	-	-	-	-	5			5
	2015	-	-	-	-	-	-	-	1	1	-	-	-	2	-60.0%	▼	2
Uncontested Divorce	2014	1	1	1	3	3	-	-	-	-	1	1	-	11			11
	2015	2	1	-	-	-	1	3	1	1	2	1	-	12	9.1%	▲	12

Court: King William Circuit

Start/End Date: Jan-14 / Dec-15

2014 Average Month: 62

Jan-Dec 2014: 744

Filings Trending: ▲

Circuit/Court ID: 9 209101


Type of Case: Filings

2015 Average Month:66

Jan-Dec 2015 : 790

Overall AVG. Month: 64

Monthly Summary



Jan 14-Dec 15

Totals

	2014	2015
Civil	157	161
Criminal	259	256
Other	328	373
Total	744	790

Jan --- Dec Filings

744

790

2014

2015

Jan --- Dec Filings

	2014	2015	% Change	Trending
Civil	157	161	2.5%	▲
Criminal	259	256	-1.2%	▼
Other	328	373	13.7%	▲
Total	744	790	6.2%	▲

	Jan	Feb	Mar	Apr	May	Jun	Jul	Aug	Sep	Oct	Nov	Dec	Thru Dec	% Change	Trending	Total
2014	62	55	89	94	70	56	60	63	42	59	44	50	744			744
2015	105	54	50	75	63	64	62	41	48	82	43	103	790	6.2%	▲	790

		Jan	Feb	Mar	Apr	May	Jun	Jul	Aug	Sep	Oct	Nov	Dec	Thru Dec	% Change	Trending	Total
Administrative Law	2014	-	1	-	-	-	-	-	-	1	-	-	-	2			2
	2015	-	-	-	-	-	-	1	-	-	-	-	-	1	-50.0%	▼	1
Contested Divorce	2014	2	-	-	-	3	-	-	-	-	-	-	-	5			5
	2015	-	-	1	-	-	-	-	-	1	2	1	2	7	40.0%	▲	7
Domestic and Family - Level 1	2014	-	-	-	11	-	1	1	2	2	1	1	-	19			19
	2015	2	3	4	3	-	-	1	2	2	-	5	3	25	31.6%	▲	25
Domestic and Family - Level 2	2014	-	-	-	2	-	1	-	1	-	-	-	-	4			4
	2015	-	2	1	1	1	2	1	-	2	-	-	-	10	150.0%	▲	10
General Civil - Level 1	2014	-	1	-	-	1	1	-	-	-	-	-	-	3			3
	2015	1	1	-	2	-	-	-	-	-	-	-	-	4	33.3%	▲	4
General Civil - Level 2	2014	1	5	2	2	1	9	5	2	5	4	6	2	44			44
	2015	2	1	1	1	3	10	2	3	2	2	2	2	31	-29.5%	▼	31
General Civil - Level 3	2014	1	2	-	-	1	6	2	3	-	3	-	2	20			20
	2015	3	1	2	2	5	3	1	1	-	2	1	3	24	20.0%	▲	24
Miscellaneous	2014	41	38	44	35	27	31	23	24	26	24	25	32	370			370
	2015	43	37	29	24	19	38	27	29	27	33	32	76	414	11.9%	▲	414
Misdemeanor	2014	2	3	4	4	7	-	6	2	2	2	4	2	38			38
	2015	9	3	1	7	9	1	14	-	2	2	1	4	53	39.5%	▲	53
Non-Capital Felonies and Related Matters	2014	13	2	36	35	25	5	20	21	4	22	8	10	201			201
	2015	44	2	6	32	23	5	12	2	8	35	-	10	179	-10.9%	▼	179
Other Criminally Related Matters	2014	2	1	1	2	2	1	2	6	1	2	-	1	21			21
	2015	-	4	2	3	2	5	2	1	2	2	1	-	24	14.3%	▲	24
Probates/Wills and Trusts - Le	2015	-	-	1	-	-	-	-	-	-	-	-	-	1			1
Probates/Wills and Trusts - Level 2	2014	-	-	1	-	-	-	1	-	1	-	-	-	3			3
	2015	-	-	-	-	1	-	-	-	-	-	-	-	1	-66.7%	▼	1
Protective Orders	2014	-	-	-	1	-	-	-	-	-	-	-	-	1			1
	2015	1	-	-	-	-	-	-	-	-	-	-	-	1	0.0%	↔	1
Uncontested Divorce	2014	-	2	1	2	3	1	-	2	-	1	-	1	13			13
	2015	-	-	2	-	-	-	1	3	2	4	-	3	15	15.4%	▲	15

Court: Mathews Circuit

Start/End Date: Jan-14 / Dec-15

2014 Average Month: 37

Jan-Dec 2014: 446

Filings Trending: ▲

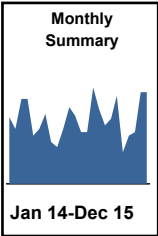
Circuit/Court ID: 9 209115

Type of Case: Filings

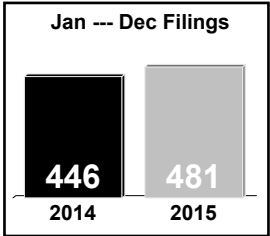
2015 Average Month:40

Jan-Dec 2015 : 481

Overall AVG. Month: 39



Totals		
	2014	2015
Civil	117	133
Criminal	128	170
Other	201	178
Total	446	481



Jan --- Dec Filings				
	2014	2015	% Change	Trending
Civil	117	133	13.7%	▲
Criminal	128	170	32.8%	▲
Other	201	178	-11.4%	▼
Total	446	481	7.8%	▲

	Jan	Feb	Mar	Apr	May	Jun	Jul	Aug	Sep	Oct	Nov	Dec	Thru Dec	% Change	Trending	Total
2014	40	33	51	51	29	33	42	25	22	33	46	41	446			446
2015	31	31	58	45	35	39	53	19	29	31	55	55	481	7.8%	▲	481

		Jan	Feb	Mar	Apr	May	Jun	Jul	Aug	Sep	Oct	Nov	Dec	Thru Dec	% Change	Trending	Total
Administrative Law	2014	-	-	-	-	-	1	-	-	-	-	-	-	1			1
	2015	-	-	-	-	-	-	-	-	1	-	-	-	1	0.0%	↔	1
Contested Divorce	2014	-	-	-	1	-	2	-	1	-	-	-	1	5			5
	2015	-	2	-	1	-	-	-	1	2	-	1	-	7	40.0%	▲	7
Domestic and Family - Level 1	2014	-	-	-	2	1	-	3	-	1	-	1	6	14			14
	2015	-	-	-	-	-	6	-	-	2	-	-	8	16	14.3%	▲	16
Domestic and Family - Level 2	2014	-	-	1	-	-	-	-	-	-	-	1	-	2			2
	2015	-	-	1	1	-	-	1	-	-	-	1	-	4	100.0%	▲	4
General Civil - Level 1	2015	1	-	-	-	-	-	-	-	-	1	1	-	3			3
General Civil - Level 2	2014	3	-	1	4	1	1	1	2	-	5	2	2	22			22
	2015	3	3	2	1	-	1	3	1	-	-	1	3	18	-18.2%	▼	18
General Civil - Level 3	2014	1	1	-	1	1	4	-	3	-	-	-	-	11			11
	2015	-	1	2	5	1	-	-	1	-	2	2	1	15	36.4%	▲	15
Miscellaneous	2014	32	21	20	26	18	12	12	13	14	26	12	22	228			228
	2015	20	19	27	33	14	12	8	12	9	13	20	31	218	-4.4%	▼	218
Misdemeanor	2014	-	3	1	3	3	7	4	1	-	-	5	5	32			32
	2015	1	1	3	-	6	2	5	-	4	1	-	6	29	-9.4%	▼	29
Non-Capital Felonies and Related Matters	2014	1	2	25	9	-	2	19	-	2	-	24	2	86			86
	2015	5	3	19	-	11	11	32	3	8	11	23	2	128	48.8%	▲	128
Other	2014	-	-	-	2	-	2	-	1	-	-	-	-	5			5
	2015	-	-	1	-	-	-	-	-	-	-	-	2	3	-40.0%	▼	3
Other Criminally Related Matters	2014	-	1	-	1	1	1	-	-	3	1	-	2	10			10
	2015	-	2	-	3	2	2	-	-	2	1	2	-	14	40.0%	▲	14
Probates/Wills and Trusts - Level 2	2014	-	1	-	-	-	1	-	-	-	-	1	-	3			3
	2015	-	-	1	-	-	-	-	-	-	-	-	-	1	-66.7%	▼	1
Protective Orders	2014	2	-	-	-	1	-	1	-	-	-	-	1	5			5
	2015	-	-	-	-	-	1	-	-	-	-	-	-	1	-80.0%	▼	1
Uncontested Divorce	2014	1	4	3	2	3	-	2	4	2	1	-	-	22			22
	2015	1	-	2	1	1	4	4	1	1	2	4	2	23	4.5%	▲	23

Court: Middlesex Circuit

Start/End Date: Jan-14 / Dec-15

2014 Average Month: 47

Jan-Dec 2014: 564

Filings Trending: ▼

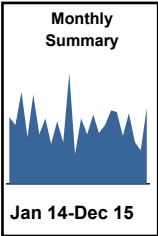
Circuit/Court ID: 9 209119

Type of Case: Filings

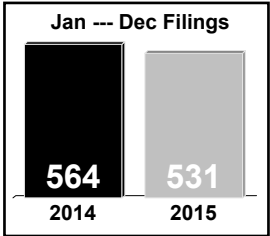
2015 Average Month:44

Jan-Dec 2015 : 531

Overall AVG. Month: 46



Totals		
	2014	2015
Civil	99	118
Criminal	274	189
Other	191	224
Total	564	531



Jan --- Dec Filings				
	2014	2015	% Change	Trending
Civil	99	118	19.2%	▲
Criminal	274	189	-31.0%	▼
Other	191	224	17.3%	▲
Total	564	531	-5.9%	▼

	Jan	Feb	Mar	Apr	May	Jun	Jul	Aug	Sep	Oct	Nov	Dec	Thru Dec	% Change	Trending	Total
2014	50	44	69	35	67	37	49	30	47	31	83	22	564			564
2015	49	37	52	38	44	55	54	36	53	31	25	57	531	-5.9%	▼	531

		Jan	Feb	Mar	Apr	May	Jun	Jul	Aug	Sep	Oct	Nov	<u>Dec</u>	Thru Dec	% Change	Trending	<u>Total</u>
Capital Murder	2015	-	-	-	-	2	-	-	-	-	-	-	-	2			2
Contested Divorce	2014	-	-	-	1	4	-	-	1	-	1	-	2	9			9
	2015	-	1	1	1	-	1	1	-	1	-	1	1	8	-11.1%	▼	8
Domestic and Family - Level 1	2014	-	4	2	1	-	-	1	1	-	-	-	-	9			9
	2015	-	1	-	-	-	-	-	4	-	2	1	1	9	0.0%	↔	9
Domestic and Family - Level 2	2014	-	-	-	-	-	-	-	2	-	-	-	-	2			2
	2015	2	-	1	2	-	-	1	-	-	-	-	-	6	200.0%	▲	6
General Civil - Level 1	2014	1	-	-	-	-	-	-	-	-	-	-	-	1			1
General Civil - Level 2	2014	1	-	-	3	1	-	1	4	1	1	3	1	16			16
	2015	2	3	6	4	-	4	-	-	-	3	-	1	23	43.8%	▲	23
General Civil - Level 3	2014	3	1	2	1	1	-	1	-	-	-	-	-	9			9
	2015	-	-	-	1	2	1	-	-	-	-	-	2	6	-33.3%	▼	6
Miscellaneous	2014	33	26	22	18	20	16	12	9	11	11	14	15	207			207
	2015	17	28	26	15	11	23	17	12	13	12	17	45	236	14.0%	▲	236
Misdemeanor	2014	3	4	14	2	11	7	7	3	8	2	20	3	84			84
	2015	11	-	3	-	5	7	6	3	15	1	1	-	52	-38.1%	▼	52
Non-Capital Felonies and Related Matters	2014	7	6	27	5	22	12	21	5	21	13	37	1	177			177
	2015	13	3	8	9	19	14	22	12	18	4	1	3	126	-28.8%	▼	126
Other	2014	-	-	-	-	3	-	1	1	1	-	1	-	7			7
	2015	-	-	3	2	2	3	1	2	4	1	1	-	19	171.4%	▲	19
Other Criminally Related Matters	2014	1	-	1	1	3	1	-	1	1	1	3	-	13			13
	2015	2	-	-	-	2	-	1	-	-	2	2	1	10	-23.1%	▼	10
Probates/Wills and Trusts - Level 2	2014	-	-	-	-	-	-	-	-	-	2	2	-	4			4
	2015	-	-	1	1	-	1	-	2	1	-	-	-	6	50.0%	▲	6
Protective Orders	2015	-	-	-	-	-	1	1	-	-	2	-	1	5			5
Uncontested Divorce	2014	1	3	1	3	2	1	5	3	4	-	3	-	26			26
	2015	2	1	3	3	1	-	4	1	1	4	1	2	23	-11.5%	▼	23

Court: New Kent Circuit

Start/End Date: Jan-14 / Dec-15

2014 Average Month: 116

Jan-Dec 2014: 1,396

Filings Trending: ▼

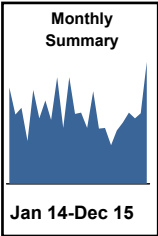
Circuit/Court ID: 9 209127

Type of Case: Filings

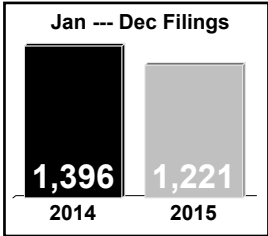
2015 Average Month:102

Jan-Dec 2015 : 1,221

Overall AVG. Month: 109



Totals		
	2014	2015
Civil	194	178
Criminal	583	422
Other	619	621
Total	1,396	1,221



Jan --- Dec Filings				
	2014	2015	% Change	Trending
Civil	194	178	-8.2%	▼
Criminal	583	422	-27.6%	▼
Other	619	621	-	↔
Total	1,396	1,221	-12.5%	▼

	Jan	Feb	Mar	Apr	May	Jun	Jul	Aug	Sep	Oct	Nov	Dec	Thru Dec	% Change	Trending	Total
2014	145	104	114	64	141	98	125	96	160	84	160	105	1,396			1,396
2015	107	84	139	83	84	58	80	92	107	98	106	183	1,221	-12.5%	▼	1,221

		Jan	Feb	Mar	Apr	May	Jun	Jul	Aug	Sep	Oct	Nov	Dec	Thru Dec	% Change	Trending	Total
Administrative Law	2014	-	-	-	-	-	-	-	-	1	1	-	-	2			2
	2015	1	-	-	-	-	-	-	-	-	-	-	-	1	-50.0%	▼	1
Contested Divorce	2014	2	1	2	1	1	2	2	3	6	3	1	4	28			28
	2015	-	1	4	3	2	-	2	2	2	1	3	2	22	-21.4%	▼	22
Domestic and Family - Level 1	2014	-	1	-	2	3	-	1	-	1	-	1	-	9			9
	2015	-	2	-	2	1	-	-	3	1	1	1	-	11	22.2%	▲	11
Domestic and Family - Level 2	2014	-	-	-	1	1	1	1	-	1	-	2	-	7			7
	2015	2	2	-	1	1	-	-	2	-	-	2	1	11	57.1%	▲	11
General Civil - Level 1	2015	-	-	-	1	-	-	-	-	-	-	-	-	1			1
General Civil - Level 2	2014	1	2	6	1	7	1	4	4	5	1	2	3	37			37
	2015	2	1	1	2	1	1	-	1	1	4	3	1	18	-51.4%	▼	18
General Civil - Level 3	2014	1	-	1	1	1	1	-	1	-	4	1	2	13			13
	2015	2	3	-	1	2	-	1	1	-	1	-	3	14	7.7%	▲	14
Miscellaneous	2014	73	64	54	42	35	47	31	35	29	35	39	50	534			534
	2015	52	36	42	37	24	33	47	35	45	53	60	90	554	3.7%	▲	554
Misdemeanor	2014	3	9	10	2	13	12	19	22	41	16	43	15	205			205
	2015	11	8	17	12	10	11	9	11	17	13	11	5	135	-34.1%	▼	135
Non-Capital Felonies and Related Matters	2014	19	8	28	4	59	22	44	13	64	11	56	16	344			344
	2015	22	5	61	17	35	4	12	16	34	18	8	18	250	-27.3%	▼	250
Other	2014	41	12	11	6	15	8	7	9	3	9	4	7	132			132
	2015	9	14	5	3	4	2	1	9	3	3	11	58	122	-7.6%	▼	122
Other Criminally Related Matters	2014	1	3	-	-	3	3	10	5	2	1	6	2	36			36
	2015	2	6	4	1	1	4	2	6	1	2	5	3	37	2.8%	▲	37
Probates/Wills and Trusts - Le	2014	-	-	-	-	-	-	-	-	1	-	-	-	1			1
Probates/Wills and Trusts - Level 2	2014	1	-	-	-	-	-	1	-	-	-	-	-	2			2
	2015	-	-	-	-	-	-	1	2	1	1	-	-	5	150.0%	▲	5
Uncontested Divorce	2014	3	4	2	4	3	1	5	4	6	3	5	6	46			46
	2015	4	6	5	3	3	3	5	4	2	1	2	2	40	-13.0%	▼	40

Court: York Circuit

Start/End Date: Jan-14 / Dec-15

2014 Average Month: 261

Jan-Dec 2014: 3,133

Filings Trending: ▼

Circuit/Court ID: 9 209199

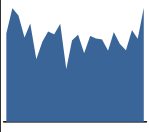
Type of Case: Filings

2015 Average Month:252

Jan-Dec 2015 : 3,021

Overall AVG. Month: 256

Monthly Summary




Jan 14-Dec 15

Totals

	2014	2015
Civil	807	782
Criminal	1,173	1,043
Other	1,153	1,196
Total	3,133	3,021

Jan --- Dec Filings



3,133 2014 3,021 2015

Jan --- Dec Filings

	2014	2015	% Change	Trending
Civil	807	782	-3.1%	▼
Criminal	1,173	1,043	-11.1%	▼
Other	1,153	1,196	3.7%	▲
Total	3,133	3,021	-3.6%	▼

	Jan	Feb	Mar	Apr	May	Jun	Jul	Aug	Sep	Oct	Nov	Dec	Thru Dec	% Change	Trending	Total
2014	266	341	319	253	295	188	241	271	263	294	158	244	3,133			3,133
2015	262	206	258	250	247	214	269	234	215	275	249	342	3,021	-3.6%	▼	3,021

		Jan	Feb	Mar	Apr	May	Jun	Jul	Aug	Sep	Oct	Nov	Dec	Thru Dec	% Change	Trending	Total
Administrative Law	2014	-	-	-	-	-	-	-	-	-	-	-	1	1			1
	2015	-	1	-	-	-	-	-	-	1	-	-	1	3	200.0%	▲	3
Contested Divorce	2014	9	8	13	3	7	5	7	6	7	6	2	4	77			77
	2015	3	3	10	4	5	12	6	7	6	6	4	3	69	-10.4%	▼	69
Domestic and Family - Level 1	2014	1	2	3	2	2	2	3	5	1	6	-	2	29			29
	2015	2	4	3	3	3	1	4	4	4	2	1	4	35	20.7%	▲	35
Domestic and Family - Level 2	2014	3	8	6	12	7	12	6	5	10	16	9	7	101			101
	2015	5	2	14	12	6	4	13	10	7	12	7	8	100	-1.0%	▼	100
General Civil - Level 1	2014	1	-	1	-	-	-	-	-	1	-	-	2	5			5
	2015	1	-	-	-	-	-	-	-	-	-	-	-	1	-80.0%	▼	1
General Civil - Level 2	2014	11	7	11	14	8	9	12	15	11	8	4	14	124			124
	2015	5	7	11	17	5	20	6	16	4	16	12	8	127	2.4%	▲	127
General Civil - Level 3	2014	4	6	1	2	6	2	1	1	4	2	3	4	36			36
	2015	4	1	7	1	3	3	5	6	5	6	2	1	44	22.2%	▲	44
Miscellaneous	2014	149	148	134	111	93	84	97	104	96	140	75	120	1,351			1,351
	2015	123	99	137	99	100	92	122	114	95	91	105	197	1,374	1.7%	▲	1,374
Misdemeanor	2014	17	14	28	17	61	11	33	31	27	16	14	16	285			285
	2015	26	16	13	28	11	9	6	10	18	15	16	16	184	-35.4%	▼	184
Non-Capital Felonies and Related Matters	2014	44	125	79	67	88	47	63	74	74	64	27	44	796			796
	2015	74	50	29	51	84	50	74	56	48	99	69	79	763	-4.1%	▼	763
Other	2014	1	1	-	1	1	1	-	3	3	3	2	-	16			16
	2015	2	1	5	2	6	3	4	1	1	2	-	-	27	68.8%	▲	27
Other Criminally Related Matters	2014	10	6	14	9	6	3	4	4	12	13	4	12	97			97
	2015	5	8	3	17	9	5	12	2	8	4	19	6	98	1.0%	▲	98
Probates/Wills and Trusts - Level 1	2014	-	-	-	-	-	-	-	1	-	-	-	-	1			1
	2015	-	-	1	-	-	1	-	-	-	1	-	-	3	200.0%	▲	3
Probates/Wills and Trusts - Level 2	2014	2	-	3	2	4	1	-	2	1	1	1	2	19			19
	2015	2	1	1	-	1	4	6	1	1	4	-	4	25	31.6%	▲	25
Protective Orders	2014	2	-	1	1	1	1	-	1	-	3	-	1	11			11
	2015	1	-	-	-	-	-	-	1	1	2	-	1	6	-45.5%	▼	6
Uncontested Divorce	2014	12	16	25	12	11	10	15	19	16	16	17	15	184			184
	2015	9	13	24	16	14	10	11	6	16	15	14	14	162	-12.0%	▼	162

Court: Williamsburg Circuit

Start/End Date: Jan-14 / Dec-15

2014 Average Month: 300

Jan-Dec 2014: 3,602

Filings Trending: ↔

Circuit/Court ID: 9 209830

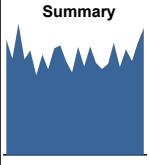
Type of Case: Filings

2015 Average Month:303

Jan-Dec 2015 : 3,638

Overall AVG. Month: 302

Monthly Summary




Jan 14-Dec 15

Totals

	2014	2015
Civil	926	969
Criminal	1,362	1,243
Other	1,314	1,426
Total	3,602	3,638

Jan --- Dec Filings



2014 2015

Jan --- Dec Filings

	2014	2015	% Change	Trending
Civil	926	969	4.6%	▲
Criminal	1,362	1,243	-8.7%	▼
Other	1,314	1,426	8.5%	▲
Total	3,602	3,638	1.0%	▲

	Jan	Feb	Mar	Apr	May	Jun	Jul	Aug	Sep	Oct	Nov	Dec	Thru Dec	% Change	Trending	Total
2014	346	289	394	287	314	239	301	257	319	329	280	247	3,602			3,602
2015	324	266	325	276	258	273	337	264	316	282	336	381	3,638	1.0%	▲	3,638

		Jan	Feb	Mar	Apr	May	Jun	Jul	Aug	Sep	Oct	Nov	Dec	Thru Dec	% Change	Trending	Total
Administrative Law	2014	-	-	-	-	1	1	-	1	1	-	-	-	4			4
	2015	-	-	-	-	-	1	1	-	-	1	-	1	4	0.0%	↔	4
Capital Murder	2014	3	-	-	-	-	-	-	-	-	-	-	-	3			3
	2015	-	-	4	-	-	-	-	-	-	-	-	-	4	33.3%	▲	4
Contested Divorce	2014	8	6	5	6	4	5	8	5	9	10	5	8	79			79
	2015	9	7	5	9	7	4	7	2	4	5	9	2	70	-11.4%	▼	70
Domestic and Family - Level 1	2014	1	4	3	6	5	3	1	10	9	5	5	8	60			60
	2015	3	5	3	2	7	4	9	9	1	3	3	3	52	-13.3%	▼	52
Domestic and Family - Level 2	2014	3	3	1	1	4	5	4	2	-	1	1	2	27			27
	2015	5	1	5	2	4	-	-	4	-	-	3	3	27	0.0%	↔	27
General Civil - Level 1	2014	2	-	1	2	-	3	-	-	1	1	-	1	11			11
	2015	-	3	2	1	2	1	1	1	1	-	1	-	13	18.2%	▲	13
General Civil - Level 2	2014	5	7	6	4	12	9	11	6	9	14	6	10	99			99
	2015	18	8	8	12	12	15	12	12	13	9	18	10	147	48.5%	▲	147
General Civil - Level 3	2014	9	1	17	4	13	6	9	4	4	7	9	8	91			91
	2015	6	6	1	11	4	14	11	5	-	9	9	8	84	-7.7%	▼	84
Miscellaneous	2014	160	142	123	120	101	89	81	107	106	143	81	81	1,334			1,334
	2015	123	101	129	94	82	83	112	107	116	91	112	235	1,385	3.8%	▲	1,385
Misdemeanor	2014	34	36	47	25	39	27	47	29	52	32	60	28	456			456
	2015	44	26	31	34	34	43	44	30	42	44	44	21	437	-4.2%	▼	437
Non-Capital Felonies and Related Matters	2014	62	46	123	58	79	46	80	41	73	43	57	52	760			760
	2015	51	39	66	52	57	49	74	29	69	52	78	45	661	-13.0%	▼	661
Other	2014	22	18	32	25	26	18	28	25	26	45	29	27	321			321
	2015	29	47	44	29	14	23	34	37	44	28	31	27	387	20.6%	▲	387
Other Criminally Related Matters	2014	13	12	17	14	11	8	13	13	13	15	8	8	145			145
	2015	10	9	8	19	16	15	13	14	10	10	10	13	147	1.4%	▲	147
Probates/Wills and Trusts - Level 1	2014	-	-	-	-	1	1	-	-	-	-	1	1	4			4
	2015	1	-	1	-	1	1	-	-	1	2	-	-	7	75.0%	▲	7
Probates/Wills and Trusts - Level 2	2014	3	3	2	2	2	3	4	2	2	2	4	5	34			34
	2015	-	1	3	2	1	4	3	1	1	2	6	2	26	-23.5%	▼	26
Uncontested Divorce	2014	21	11	17	20	16	15	15	12	14	11	14	8	174			174
	2015	25	13	15	9	17	16	16	13	14	26	12	11	187	7.5%	▲	187

Court: Appomattox Circuit

Start/End Date: Jan-14 / Dec-15

2014 Average Month: 75

Jan-Dec 2014: 894

Filings Trending: ↔

Circuit/Court ID: 10

210011


Type of Case: Filings

2015 Average Month:73

Jan-Dec 2015 : 877

Overall AVG. Month: 74

Monthly Summary



Jan 14-Dec 15

Totals

	2014	2015
Civil	201	180
Criminal	368	335
Other	325	362
Total	894	877

Jan --- Dec Filings

894

2014

877

2015

Jan --- Dec Filings

	2014	2015	% Change	Trending
Civil	201	180	-10.4%	▼
Criminal	368	335	-9.0%	▼
Other	325	362	11.4%	▲
Total	894	877	-1.9%	▼

	Jan	Feb	Mar	Apr	May	Jun	Jul	Aug	Sep	Oct	Nov	Dec	Thru Dec	% Change	Trending	Total
2014	95	65	97	114	63	52	64	67	53	84	64	76	894			894
2015	72	58	61	66	59	140	52	85	48	82	59	95	877	-1.9%	▼	877

		Jan	Feb	Mar	Apr	May	Jun	Jul	Aug	Sep	Oct	Nov	Dec	Thru Dec	% Change	Trending	Total
Contested Divorce	2014	3	1	1	1	4	1	1	1	-	3	2	1	19			19
	2015	-	-	2	1	2	1	1	1	3	3	2	-	16	-15.8%	▼	16
Domestic and Family - Level 1	2014	-	4	6	3	2	6	4	1	-	2	-	-	28			28
	2015	-	2	-	-	-	7	3	3	3	3	5	1	27	-3.6%	▼	27
Domestic and Family - Level 2	2014	-	-	1	-	2	1	-	1	-	-	1	-	6			6
	2015	-	-	-	-	2	3	-	1	-	-	2	-	8	33.3%	▲	8
General Civil - Level 1	2015	-	-	-	1	-	-	-	-	-	-	-	-	1			1
	2014	2	3	3	1	1	-	1	1	3	-	-	1	16			16
General Civil - Level 2	2015	2	-	1	2	2	-	1	-	1	-	-	2	11	-31.3%	▼	11
	2014	2	-	2	2	1	-	3	3	1	-	-	1	15			15
General Civil - Level 3	2015	-	1	1	2	5	1	-	3	-	1	-	1	15	0.0%	↔	15
	2014	49	40	37	53	23	27	20	36	27	34	21	20	387			387
Miscellaneous	2015	33	27	39	26	25	26	29	32	25	37	38	90	427	10.3%	▲	427
	2014	1	4	4	8	5	3	-	2	4	2	2	9	44			44
Misdemeanor	2015	7	1	1	2	3	8	2	4	2	8	2	-	40	-9.1%	▼	40
	2014	32	10	38	35	18	8	30	17	16	39	32	33	308			308
Non-Capital Felonies and Related Matters	2015	27	24	13	28	11	90	12	38	11	25	4	1	284	-7.8%	▼	284
	2014	-	1	1	2	-	-	-	1	-	1	1	1	8			8
Other	2015	-	-	1	-	1	-	-	-	-	1	1	-	4	-50.0%	▼	4
	2014	-	-	-	5	3	3	-	1	-	-	-	5	17			17
Other Criminally Related Matters	2015	-	1	1	-	6	-	-	-	1	1	1	-	11	-35.3%	▼	11
	2014	-	-	-	-	1	-	-	1	-	-	-	1	3			3
Probates/Wills and Trusts - Le	2014	2	-	1	-	-	1	1	1	-	-	-	1	7			7
	2015	2	-	-	1	-	-	-	1	-	1	-	-	5	-28.6%	▼	5
Probates/Wills and Trusts - Level 2	2014	4	2	3	4	3	2	4	1	2	3	5	3	36			36
	2015	1	2	2	3	2	4	4	2	2	2	4	-	28	-22.2%	▼	28
Uncontested Divorce																	

Court: Buckingham Circuit

Start/End Date: Jan-14 / Dec-15

2014 Average Month: 72

Jan-Dec 2014: 864

Filings Trending: ▼

Circuit/Court ID: 10

210029

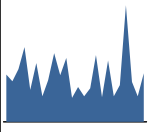
Type of Case: Filings

2015 Average Month:67

Jan-Dec 2015 : 808

Overall AVG. Month: 70

Monthly Summary



Jan 14-Dec 15

Totals

	2014	2015
Civil	168	170
Criminal	451	393
Other	245	245
Total	864	808

Jan --- Dec Filings

864

808

2014

2015

Jan --- Dec Filings

	2014	2015	% Change	Trending
Civil	168	170	1.2%	▲
Criminal	451	393	-12.9%	▼
Other	245	245	-	↔
Total	864	808	-6.5%	▼

	Jan	Feb	Mar	Apr	May	Jun	Jul	Aug	Sep	Oct	Nov	Dec	Thru Dec	% Change	Trending	Total
2014	71	61	79	112	48	88	38	62	103	70	96	36	864			864
2015	52	38	50	100	37	92	38	55	175	60	38	73	808	-6.5%	▼	808

		Jan	Feb	Mar	Apr	May	Jun	Jul	Aug	Sep	Oct	Nov	Dec	Thru Dec	% Change	Trending	Total
Administrative Law	2015	-	-	-	-	-	-	-	1	-	-	-	-	1			1
Capital Murder	2015	-	-	-	-	-	1	-	-	-	-	-	-	1			1
Contested Divorce	2014	1	2	2	-	2	-	1	1	2	1	-	-	12			12
	2015	2	6	1	-	2	-	1	2	1	-	-	1	16	33.3%	▲	16
Domestic and Family - Level 1	2014	3	-	-	2	-	4	-	2	11	-	-	-	22			22
	2015	1	-	2	2	-	-	-	1	1	-	4	-	11	-50.0%	▼	11
Domestic and Family - Level 2	2014	-	-	-	-	-	-	-	-	-	-	-	2	2			2
General Civil - Level 1	2014	-	-	-	-	-	-	-	-	1	-	-	-	1			1
General Civil - Level 2	2014	3	-	-	2	2	2	5	2	4	1	1	5	27			27
	2015	1	2	-	4	1	4	6	6	-	2	3	5	34	25.9%	▲	34
General Civil - Level 3	2014	2	1	1	-	1	1	-	-	1	1	1	-	9			9
	2015	1	-	-	-	1	-	-	-	-	-	-	1	3	-66.7%	▼	3
Miscellaneous	2014	29	24	40	30	18	21	21	20	27	24	23	15	292			292
	2015	15	21	26	30	17	29	25	22	21	36	22	40	304	4.1%	▲	304
Misdemeanor	2014	1	7	6	7	-	2	-	12	-	10	7	5	57			57
	2015	2	-	3	4	3	6	2	-	25	6	3	5	59	3.5%	▲	59
Non-Capital Felonies and Related Matters	2014	27	22	26	68	24	55	3	18	53	23	59	6	384			384
	2015	28	8	12	55	8	45	1	19	123	9	4	17	329	-14.3%	▼	329
Other	2014	1	-	-	-	-	-	-	1	-	2	1	-	5			5
	2015	-	-	-	-	-	1	-	-	1	-	-	-	2	-60.0%	▼	2
Other Criminally Related Matters	2014	-	3	-	1	-	-	-	1	-	4	1	1	11			11
	2015	-	-	-	1	-	-	-	-	1	2	-	-	4	-63.6%	▼	4
Probates/Wills and Trusts - Level 1	2014	-	-	-	-	-	1	-	-	-	-	-	-	1			1
	2015	-	-	-	-	-	1	-	-	-	-	-	-	1	0.0%	↔	1
Probates/Wills and Trusts - Level 2	2014	-	-	-	-	1	-	2	-	-	1	-	-	4			4
	2015	-	1	-	-	-	-	1	-	-	-	-	-	2	-50.0%	▼	2
Protective Orders	2014	-	-	-	-	-	-	-	1	-	-	-	-	1			1
Uncontested Divorce	2014	4	2	4	2	-	2	6	4	4	3	3	2	36			36
	2015	2	-	6	4	5	5	2	4	2	5	2	4	41	13.9%	▲	41

Court: Charlotte Circuit

Start/End Date: Jan-14 / Dec-15

2014 Average Month: 43

Jan-Dec 2014: 510

Filings Trending: ▲

Circuit/Court ID: 10

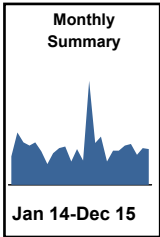
210037

Type of Case: Filings

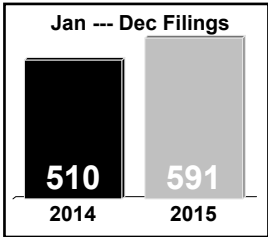
2015 Average Month:49

Jan-Dec 2015 : 591

Overall AVG. Month: 46



Totals		
	2014	2015
Civil	142	174
Criminal	192	222
Other	176	195
Total	510	591



Jan --- Dec Filings				
	2014	2015	% Change	Trending
Civil	142	174	22.5%	▲
Criminal	192	222	15.6%	▲
Other	176	195	10.8%	▲
Total	510	591	15.9%	▲

	Jan	Feb	Mar	Apr	May	Jun	Jul	Aug	Sep	Oct	Nov	Dec	Thru Dec	% Change	Trending	Total
2014	34	63	51	47	51	40	25	38	44	46	28	43	510			510
2015	29	125	50	58	28	41	41	47	49	36	44	43	591	15.9%	▲	591

		Jan	Feb	Mar	Apr	May	Jun	Jul	Aug	Sep	Oct	Nov	Dec	Thru Dec	% Change	Trending	Total
Contested Divorce	2014	-	2	1	1	-	3	-	2	1	2	-	-	12			12
	2015	1	1	-	1	1	2	3	2	1	-	-	2	14	16.7%	▲	14
Domestic and Family - Level 1	2014	1	4	4	-	-	4	2	2	-	1	3	-	21			21
	2015	-	1	2	-	-	2	2	3	1	5	1	2	19	-9.5%	▼	19
Domestic and Family - Level 2	2014	-	-	1	-	3	1	-	-	-	1	-	-	6			6
	2015	-	-	1	1	1	-	1	-	4	1	-	2	11	83.3%	▲	11
General Civil - Level 2	2014	-	1	2	-	1	-	-	1	-	-	2	-	7			7
	2015	2	2	5	4	2	1	1	3	3	1	1	1	26	271.4%	▲	26
General Civil - Level 3	2014	1	2	-	6	2	-	-	-	8	-	1	1	21			21
	2015	1	1	2	3	-	2	1	2	2	-	2	-	16	-23.8%	▼	16
Miscellaneous	2014	15	27	17	14	28	13	6	21	18	26	19	13	217			217
	2015	18	24	26	23	13	17	12	19	17	16	19	23	227	4.6%	▲	227
Misdemeanor	2014	3	2	-	2	1	2	2	-	1	2	-	3	18			18
	2015	-	7	2	2	4	4	1	3	6	3	6	2	40	122.2%	▲	40
Non-Capital Felonies and Related Matters	2014	10	20	24	19	15	12	9	10	9	12	2	22	164			164
	2015	5	86	8	17	4	10	14	8	7	3	8	6	176	7.3%	▲	176
Other	2015	-	-	1	1	-	-	-	3	4	5	5	2	21			21
Other Criminally Related Matters	2014	2	-	-	2	-	-	-	-	2	2	1	1	10			10
	2015	-	-	1	3	1	-	-	-	-	1	-	1	7	-30.0%	▼	7
Probates/Wills and Trusts - Le	2015	-	-	-	-	-	-	1	-	-	-	-	-	1			1
Probates/Wills and Trusts - Level 2	2014	1	-	-	-	-	-	1	-	-	-	-	1	3			3
	2015	-	-	1	-	-	-	1	-	1	-	1	-	4	33.3%	▲	4
Protective Orders	2014	1	1	-	-	-	-	-	1	-	-	-	1	4			4
Uncontested Divorce	2014	-	4	2	3	1	5	5	1	5	-	-	1	27			27
	2015	2	3	1	3	2	3	4	4	3	1	1	2	29	7.4%	▲	29

Court: Cumberland Circuit

Start/End Date: Jan-14 / Dec-15

2014 Average Month: 45

Jan-Dec 2014: 535

Filings Trending: ▼

Circuit/Court ID: 10

210049

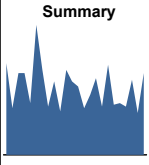
Type of Case: Filings

2015 Average Month:37

Jan-Dec 2015 : 443

Overall AVG. Month: 41

Monthly Summary



Jan 14-Dec 15

Totals

	2014	2015
Civil	119	87
Criminal	242	176
Other	174	180
Total	535	443

Jan --- Dec Filings

535

443

2014

2015

Jan --- Dec Filings

	2014	2015	% Change	Trending
Civil	119	87	-26.9%	▼
Criminal	242	176	-27.3%	▼
Other	174	180	3.4%	▲
Total	535	443	-17.2%	▼

	Jan	Feb	Mar	Apr	May	Jun	Jul	Aug	Sep	Oct	Nov	Dec	Thru Dec	% Change	Trending	Total
2014	55	28	49	49	31	78	51	29	44	26	51	44	535			535
2015	41	28	36	46	29	54	30	31	29	45	25	49	443	-17.2%	▼	443

		Jan	Feb	Mar	Apr	May	Jun	Jul	Aug	Sep	Oct	Nov	Dec	Thru Dec	% Change	Trending	Total
Administrative Law	2014	-	-	-	-	-	-	-	-	-	-	1	-	1			1
Contested Divorce	2014	4	-	1	2	1	1	-	1	1	-	1	-	12			12
	2015	-	-	-	-	2	-	-	1	1	1	4	1	10	-16.7%	▼	10
Domestic and Family - Level 1	2014	-	-	-	1	1	-	1	-	2	1	-	-	6			6
	2015	1	-	1	2	-	2	-	2	-	1	-	1	10	66.7%	▲	10
Domestic and Family - Level 2	2014	-	-	-	-	1	-	-	-	1	-	-	-	2			2
	2015	-	-	-	1	-	-	-	-	1	-	-	-	2	0.0%	↔	2
General Civil - Level 1	2014	-	-	-	-	-	-	-	1	-	-	-	1	2			2
General Civil - Level 2	2014	2	1	1	2	-	-	2	1	1	1	3	1	15			15
	2015	-	2	-	1	2	1	1	-	-	2	2	-	11	-26.7%	▼	11
General Civil - Level 3	2014	-	-	7	-	3	1	1	-	-	-	-	-	12			12
	2015	-	-	-	-	-	-	-	1	-	-	1	-	2	-83.3%	▼	2
Miscellaneous	2014	23	15	24	22	14	19	10	18	17	18	14	20	214			214
	2015	17	12	15	24	9	10	14	19	13	30	14	28	205	-4.2%	▼	205
Misdemeanor	2014	7	1	2	4	1	10	1	1	2	1	5	7	42			42
	2015	8	6	6	3	3	6	4	3	4	2	1	4	50	19.0%	▲	50
Non-Capital Felonies and Related Matters	2014	16	4	10	14	8	46	34	5	18	5	22	11	193			193
	2015	11	3	11	12	11	34	9	3	8	5	3	13	123	-36.3%	▼	123
Other	2014	-	-	-	-	-	1	-	-	-	-	-	-	1			1
	2015	1	-	-	-	-	-	-	-	-	1	-	-	2	100.0%	▲	2
Other Criminally Related Matters	2014	-	4	1	-	1	-	-	-	-	-	1	-	7			7
	2015	1	1	-	1	1	-	-	-	-	-	-	-	4	-42.9%	▼	4
Probates/Wills and Trusts - Level 2	2014	2	-	-	-	-	-	-	1	-	-	-	-	3			3
	2015	-	1	-	-	-	-	-	-	1	3	-	-	5	66.7%	▲	5
Protective Orders	2014	-	1	-	2	-	-	-	-	-	-	-	-	3			3
	2015	1	-	-	-	-	-	-	-	-	-	-	-	1	-66.7%	▼	1
Uncontested Divorce	2014	1	2	3	2	1	-	2	1	2	-	4	4	22			22
	2015	1	3	3	2	1	1	2	2	1	-	-	2	18	-18.2%	▼	18

Court: Halifax Circuit

Start/End Date: Jan-14 / Dec-15

2014 Average Month: 189

Jan-Dec 2014: 2,267

Filings Trending: ▲

Circuit/Court ID: 10

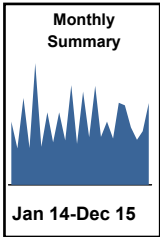
210083

Type of Case: Filings

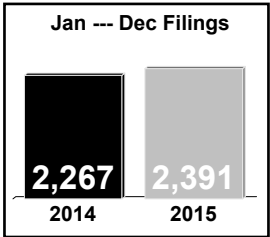
2015 Average Month:199

Jan-Dec 2015 : 2,391

Overall AVG. Month: 194



Totals		
	2014	2015
Civil	470	569
Criminal	1,174	1,086
Other	623	736
Total	2,267	2,391



Jan --- Dec Filings				
	2014	2015	% Change	Trending
Civil	470	569	21.1%	▲
Criminal	1,174	1,086	-7.5%	▼
Other	623	736	18.1%	▲
Total	2,267	2,391	5.5%	▲

		Jan	Feb	Mar	Apr	May	Jun	Jul	Aug	Sep	Oct	Nov	Dec	Thru Dec	% Change	Trending	Total
2014		190	109	261	110	365	114	218	127	218	133	299	123	2,267			2,267
2015		280	143	297	144	190	139	246	239	172	135	161	245	2,391	5.5%	▲	2,391

		Jan	Feb	Mar	Apr	May	Jun	Jul	Aug	Sep	Oct	Nov	Dec	Thru Dec	% Change	Trending	Total
Administrative Law	2014	1	-	-	-	-	-	1	-	-	-	-	-	2			2
	2015	-	-	2	-	-	-	-	-	-	-	-	-	2	0.0%	↔	2
Contested Divorce	2014	1	2	6	5	3	4	6	4	3	5	3	3	45			45
	2015	3	6	8	3	7	7	6	9	5	4	4	4	66	46.7%	▲	66
Domestic and Family - Level 1	2014	2	1	1	3	2	4	3	2	6	2	2	4	32			32
	2015	1	2	1	3	4	1	4	9	1	3	4	5	38	18.8%	▲	38
Domestic and Family - Level 2	2014	1	1	1	1	1	-	2	-	1	-	1	-	9			9
	2015	-	-	4	1	-	-	1	-	1	2	1	1	11	22.2%	▲	11
General Civil - Level 1	2014	-	-	-	-	-	-	-	-	2	1	2	-	5			5
	2015	-	2	1	-	-	2	-	1	-	-	-	1	7	40.0%	▲	7
General Civil - Level 2	2014	6	2	6	1	5	7	4	1	5	5	4	-	46			46
	2015	3	4	5	6	1	4	6	3	3	2	3	3	43	-6.5%	▼	43
General Civil - Level 3	2014	-	3	3	3	4	2	11	8	3	3	-	3	43			43
	2015	3	1	5	6	7	3	8	3	3	1	1	4	45	4.7%	▲	45
Miscellaneous	2014	74	64	73	63	37	31	51	45	44	65	40	54	641			641
	2015	76	68	122	55	38	60	71	53	81	59	50	109	842	31.4%	▲	842
Misdemeanor	2014	33	6	38	8	49	21	34	18	41	13	42	22	325			325
	2015	49	10	32	16	35	14	45	39	21	16	28	36	341	4.9%	▲	341
Non-Capital Felonies and Related Matters	2014	56	8	109	9	242	10	80	17	84	12	176	15	818			818
	2015	127	15	96	20	78	15	77	100	32	27	53	71	711	-13.1%	▼	711
Other	2014	8	7	8	9	10	26	12	13	7	13	2	3	118			118
	2015	2	10	7	15	9	4	4	5	6	7	1	-	70	-40.7%	▼	70
Other Criminally Related Matters	2014	3	1	2	-	-	1	1	6	4	-	7	8	33			33
	2015	5	2	3	1	3	5	6	4	5	1	4	1	40	21.2%	▲	40
Probates/Wills and Trusts - Level 1	2014	-	-	-	-	-	-	-	-	-	1	-	1	2			2
	2015	-	1	-	-	-	-	-	-	-	-	-	-	1	-50.0%	▼	1
Probates/Wills and Trusts - Level 2	2014	-	1	-	1	2	2	1	3	2	1	-	2	15			15
	2015	-	-	2	1	-	2	5	-	-	3	2	2	17	13.3%	▲	17
Protective Orders	2014	-	2	-	-	-	-	-	-	-	-	-	-	2			2
Uncontested Divorce	2014	5	11	14	7	10	6	12	10	16	12	20	8	131			131
	2015	11	22	9	17	8	22	13	13	14	10	10	8	157	19.8%	▲	157

Court: Lunenburg Circuit

Start/End Date: Jan-14 / Dec-15

2014 Average Month: 65

Jan-Dec 2014: 781

Filings Trending: ▼

Circuit/Court ID: 10

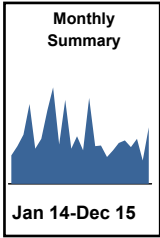
210111

Type of Case: Filings

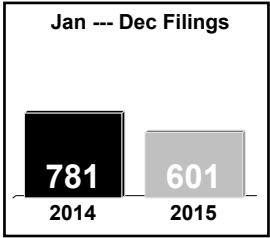
2015 Average Month:50

Jan-Dec 2015 : 601

Overall AVG. Month: 58



Totals		
	2014	2015
Civil	168	105
Criminal	412	298
Other	201	198
Total	781	601



Jan --- Dec Filings				
	2014	2015	% Change	Trending
Civil	168	105	-37.5%	▼
Criminal	412	298	-27.7%	▼
Other	201	198	-1.5%	▼
Total	781	601	-23.0%	▼

	Jan	Feb	Mar	Apr	May	Jun	Jul	Aug	Sep	Oct	Nov	Dec	Thru Dec	% Change	Trending	Total
2014	34	45	59	96	42	54	88	116	47	101	42	57	781			781
2015	40	103	45	46	32	40	49	52	44	54	28	68	601	-23.0%	▼	601

		Jan	Feb	Mar	Apr	May	Jun	Jul	Aug	Sep	Oct	Nov	Dec	Thru Dec	% Change	Trending	Total
Contested Divorce	2014	-	-	4	3	-	-	-	4	-	1	-	1	13			13
	2015	-	-	1	1	1	1	-	1	1	1	1	1	9	-30.8%	▼	9
Domestic and Family - Level 1	2014	-	3	-	-	-	-	-	-	-	-	-	-	3			3
	2015	-	-	-	-	-	-	-	-	-	-	-	-	-			-
Domestic and Family - Level 2	2014	-	-	4	5	-	-	3	1	-	2	1	3	19			19
	2015	-	1	-	-	1	-	-	-	2	-	-	-	4	-78.9%	▼	4
General Civil - Level 1	2014	-	-	-	-	-	-	1	-	-	-	-	1	2			2
	2015	-	-	-	-	-	1	-	1	-	-	-	-	2	0.0%	↔	2
General Civil - Level 2	2014	1	2	1	2	2	1	10	1	2	-	3	5	30			30
	2015	-	-	1	-	1	-	-	3	-	1	-	1	7	-76.7%	▼	7
General Civil - Level 3	2014	-	3	1	2	2	1	6	-	-	-	1	3	19			19
	2015	-	1	2	-	1	-	-	5	3	1	-	3	16	-15.8%	▼	16
Miscellaneous	2014	18	26	27	22	13	10	15	21	14	37	25	26	254			254
	2015	29	23	16	12	14	15	25	18	28	12	18	32	242	-4.7%	▼	242
Misdemeanor	2014	1	2	2	1	5	3	2	7	2	5	3	2	35			35
	2015	-	2	3	3	2	3	4	6	5	12	2	3	45	28.6%	▲	45
Non-Capital Felonies and Related Matters	2014	14	9	16	57	17	34	46	80	16	50	9	12	360			360
	2015	10	70	21	26	11	19	17	15	3	25	4	26	247	-31.4%	▼	247
Other Criminally Related Matters	2014	-	-	1	-	-	-	2	1	12	-	-	1	17			17
	2015	-	-	-	-	-	1	1	1	1	-	1	1	6	-64.7%	▼	6
Uncontested Divorce	2014	-	-	3	4	3	5	3	1	1	6	-	3	29			29
	2015	1	6	1	4	1	-	2	2	1	2	2	1	23	-20.7%	▼	23

Court: Mecklenburg Circuit

Start/End Date: Jan-14 / Dec-15

2014 Average Month: 210

Jan-Dec 2014: 2,521

Filings Trending: ▲

Circuit/Court ID: 10

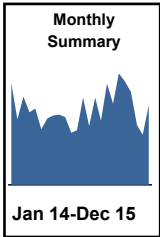
210117

Type of Case: Filings

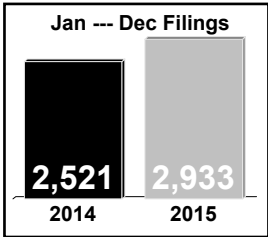
2015 Average Month:244

Jan-Dec 2015 : 2,933

Overall AVG. Month: 227



Totals		
	2014	2015
Civil	404	437
Criminal	1,657	1,930
Other	460	566
Total	2,521	2,933



Jan --- Dec Filings				
	2014	2015	% Change	Trending
Civil	404	437	8.2%	▲
Criminal	1,657	1,930	16.5%	▲
Other	460	566	23.0%	▲
Total	2,521	2,933	16.3%	▲

	Jan	Feb	Mar	Apr	May	Jun	Jul	Aug	Sep	Oct	Nov	Dec	Thru Dec	% Change	Trending	Total
2014	305	196	265	218	229	167	199	208	211	203	156	164	2,521			2,521
2015	262	176	262	193	304	243	335	311	279	179	150	239	2,933	16.3%	▲	2,933

		Jan	Feb	Mar	Apr	May	Jun	Jul	Aug	Sep	Oct	Nov	Dec	Thru Dec	% Change	Trending	Total
Administrative Law	2014	-	-	-	1	-	-	-	-	-	-	-	-	1			1
Capital Murder	2014	-	-	-	-	-	-	-	-	-	-	-	1	1			1
	2015	-	-	-	-	-	1	-	-	-	-	-	-	1	0.0%	↔	1
Contested Divorce	2014	-	8	2	5	3	3	2	2	2	3	4	2	36			36
	2015	2	9	6	3	7	2	3	2	6	2	-	2	44	22.2%	▲	44
Domestic and Family - Level 1	2014	3	5	2	6	2	1	1	7	5	4	-	5	41			41
	2015	3	4	2	-	9	6	-	5	6	3	3	1	42	2.4%	▲	42
Domestic and Family - Level 2	2014	-	-	-	-	1	-	1	1	-	-	2	1	6			6
	2015	-	-	-	-	1	1	-	1	-	-	1	1	5	-16.7%	▼	5
General Civil - Level 1	2014	-	1	2	-	1	1	-	-	-	-	-	-	5			5
	2015	-	-	1	1	-	-	-	-	-	1	1	-	4	-20.0%	▼	4
General Civil - Level 2	2014	4	3	1	4	-	6	5	1	4	2	2	7	39			39
	2015	1	3	4	3	4	4	2	5	4	3	2	3	38	-2.6%	▼	38
General Civil - Level 3	2014	5	3	1	2	-	1	1	2	33	7	1	4	60			60
	2015	-	-	2	3	5	4	1	3	43	1	2	2	66	10.0%	▲	66
Miscellaneous	2014	54	49	46	47	42	34	33	37	48	48	43	41	522			522
	2015	66	56	62	44	49	41	49	42	48	63	37	98	655	25.5%	▲	655
Misdemeanor	2014	24	10	34	19	15	16	11	37	21	22	17	17	243			243
	2015	18	6	31	15	34	24	24	22	34	19	22	21	270	11.1%	▲	270
Non-Capital Felonies and Related Matters	2014	199	110	154	118	149	84	124	107	88	102	71	73	1,379			1,379
	2015	153	87	137	113	182	142	240	213	120	66	70	97	1,620	17.5%	▲	1,620
Other	2014	2	2	4	3	2	5	4	3	-	7	2	-	34			34
	2015	2	2	2	-	1	1	4	-	-	1	-	2	15	-55.9%	▼	15
Other Criminally Related Matters	2014	7	-	-	2	3	2	7	1	3	2	4	4	35			35
	2015	4	1	2	1	2	9	1	6	2	3	2	8	41	17.1%	▲	41
Probates/Wills and Trusts - Le	2014	-	-	-	-	-	-	-	-	1	-	-	-	1			1
Probates/Wills and Trusts - Level 2	2014	-	-	3	1	-	1	-	1	-	1	2	1	10			10
	2015	1	-	2	-	1	-	1	3	-	1	-	-	9	-10.0%	▼	9
Protective Orders	2015	-	-	-	-	-	-	-	1	1	-	-	-	2			2
Uncontested Divorce	2014	7	5	16	10	11	13	10	9	6	5	8	8	108			108
	2015	12	8	11	10	9	8	10	8	15	16	10	4	121	12.0%	▲	121

Court: Prince Edward Circuit

Start/End Date: Jan-14 / Dec-15

2014 Average Month: 149

Jan-Dec 2014: 1,788

Filings Trending: ▼

Circuit/Court ID: 10

210147


Type of Case: Filings

2015 Average Month:123

Jan-Dec 2015 : 1,470

Overall AVG. Month: 136

Monthly Summary



Jan 14-Dec 15

Totals

	2014	2015
Civil	296	283
Criminal	1,258	902
Other	234	285
Total	1,788	1,470

Jan --- Dec Filings

1,788

2014

1,470

2015

Jan --- Dec Filings

	2014	2015	% Change	Trending
Civil	296	283	-4.4%	▼
Criminal	1,258	902	-28.3%	▼
Other	234	285	21.8%	▲
Total	1,788	1,470	-17.8%	▼

	Jan	Feb	Mar	Apr	May	Jun	Jul	Aug	Sep	Oct	Nov	Dec	Thru Dec	% Change	Trending	Total
2014	206	135	102	276	165	152	149	94	135	163	114	97	1,788			1,788
2015	157	63	147	137	122	154	161	81	111	110	107	120	1,470	-17.8%	▼	1,470

		Jan	Feb	Mar	Apr	May	Jun	Jul	Aug	Sep	Oct	Nov	Dec	Thru Dec	% Change	Trending	Total
Administrative Law	2015	-	-	1	-	-	-	-	-	-	2	-	-	3			3
Contested Divorce	2014	5	6	-	1	2	-	4	2	-	1	-	2	23			23
	2015	3	3	1	2	1	1	2	2	3	1	-	-	19	-17.4%	▼	19
Domestic and Family - Level 1	2014	-	4	-	-	1	3	2	3	1	-	7	3	24			24
	2015	-	-	-	-	-	2	3	-	4	4	-	11	24	0.0%	↔	24
Domestic and Family - Level 2	2014	1	1	-	-	-	-	-	-	-	1	-	-	3			3
	2015	-	-	-	-	1	-	-	-	-	-	1	1	3	0.0%	↔	3
General Civil - Level 1	2014	1	-	-	-	-	-	-	-	-	-	1	1	3			3
	2015	-	-	-	-	-	1	-	-	1	-	3	1	6	100.0%	▲	6
General Civil - Level 2	2014	2	2	1	3	3	5	3	1	3	3	4	2	32			32
	2015	2	2	2	-	5	6	5	-	-	1	5	-	28	-12.5%	▼	28
General Civil - Level 3	2014	2	5	-	1	1	3	2	1	-	2	-	-	17			17
	2015	1	2	1	1	1	-	1	3	2	-	1	1	14	-17.6%	▼	14
Miscellaneous	2014	40	34	31	24	29	23	25	26	28	34	28	45	367			367
	2015	42	22	42	24	31	31	27	30	28	35	26	71	409	11.4%	▲	409
Misdemeanor	2014	10	4	8	95	34	28	13	15	14	26	13	14	274			274
	2015	26	4	23	12	13	21	33	9	10	13	9	12	185	-32.5%	▼	185
Non-Capital Felonies and Related Matters	2014	134	75	53	142	89	83	93	43	83	91	53	26	965			965
	2015	76	30	65	92	65	78	84	28	61	52	47	21	699	-27.6%	▼	699
Other	2014	-	1	-	1	-	-	1	-	-	-	-	-	3			3
	2015	-	-	-	-	-	-	-	1	-	-	-	1	2	-33.3%	▼	2
Other Criminally Related Matters	2014	3	-	2	3	2	2	1	1	2	-	2	1	19			19
	2015	2	-	2	1	1	2	2	4	-	-	4	-	18	-5.3%	▼	18
Probates/Wills and Trusts - Level 2	2014	2	-	1	-	2	1	1	-	1	3	-	-	11			11
	2015	-	-	2	1	1	1	2	-	-	-	1	-	8	-27.3%	▼	8
Protective Orders	2014	-	1	-	-	-	-	-	-	-	-	-	-	1			1
	2015	-	-	-	-	-	-	-	-	-	-	2	-	2	100.0%	▲	2
Uncontested Divorce	2014	6	2	6	6	2	4	4	2	3	2	6	3	46			46
	2015	5	-	8	4	3	11	2	4	2	2	8	1	50	8.7%	▲	50

Court: Amelia Circuit

Start/End Date: Jan-14 / Dec-15

2014 Average Month: 64

Jan-Dec 2014: 763

Filings Trending: ▲

Circuit/Court ID: 11

211007


Type of Case: Filings

2015 Average Month:67

Jan-Dec 2015 : 798

Overall AVG. Month: 65

Monthly Summary



Jan 14-Dec 15

Totals

	2014	2015
Civil	153	121
Criminal	289	333
Other	321	344
Total	763	798

Jan --- Dec Filings

763

2014

798

2015

Jan --- Dec Filings

	2014	2015	% Change	Trending
Civil	153	121	-20.9%	▼
Criminal	289	333	15.2%	▲
Other	321	344	7.2%	▲
Total	763	798	4.6%	▲

	Jan	Feb	Mar	Apr	May	Jun	Jul	Aug	Sep	Oct	Nov	Dec	Thru Dec	% Change	Trending	Total
2014	48	93	75	48	40	60	56	101	65	59	51	67	763			763
2015	69	46	86	68	37	64	53	50	62	108	70	85	798	4.6%	▲	798

		Jan	Feb	Mar	Apr	May	Jun	Jul	Aug	Sep	Oct	Nov	Dec	Thru Dec	% Change	Trending	Total
Contested Divorce	2014	1	2	3	3	-	2	2	1	1	4	-	-	19			19
	2015	-	-	3	1	-	-	1	-	4	-	-	-	9	-52.6%	▼	9
Domestic and Family - Level 1	2014	-	-	-	-	-	2	3	-	5	2	1	-	13			13
	2015	1	2	5	2	1	-	-	1	-	2	2	-	16	23.1%	▲	16
Domestic and Family - Level 2	2014	-	-	-	-	-	-	-	-	-	-	1	-	1			1
	2015	1	-	1	-	1	2	-	1	-	-	-	1	7	600.0%	▲	7
General Civil - Level 1	2015	-	-	-	-	-	1	-	-	1	1	-	-	3			3
General Civil - Level 2	2014	-	4	-	3	-	2	1	3	4	1	1	1	20			20
	2015	4	1	2	2	-	1	2	1	1	-	1	-	15	-25.0%	▼	15
General Civil - Level 3	2014	1	2	1	4	1	1	13	2	3	1	-	1	30			30
	2015	1	2	-	1	1	-	2	-	-	1	1	-	9	-70.0%	▼	9
Miscellaneous	2014	26	35	49	23	24	21	28	33	24	26	30	29	348			348
	2015	47	22	32	22	14	30	26	28	26	23	38	56	364	4.6%	▲	364
Misdemeanor	2014	6	1	10	3	5	5	-	3	12	3	4	2	54			54
	2015	8	2	2	8	8	5	7	9	10	5	9	4	77	42.6%	▲	77
Non-Capital Felonies and Related Matters	2014	10	41	5	8	5	23	5	53	11	14	11	29	215			215
	2015	3	10	36	31	8	10	13	6	13	69	15	18	232	7.9%	▲	232
Other	2014	1	-	-	-	2	1	-	1	-	1	-	3	9			9
	2015	2	2	-	-	1	6	-	-	-	1	-	1	13	44.4%	▲	13
Other Criminally Related Matters	2014	1	4	3	1	2	-	2	2	2	3	1	1	22			22
	2015	1	-	3	-	2	4	-	3	4	3	2	2	24	9.1%	▲	24
Probates/Wills and Trusts - Level 2	2014	-	-	-	-	-	-	-	2	-	-	-	-	2			2
	2015	-	-	1	-	-	1	-	-	-	-	-	-	2	0.0%	↔	2
Uncontested Divorce	2014	2	4	4	3	1	3	2	1	3	4	2	1	30			30
	2015	1	5	1	1	1	4	2	1	3	3	2	3	27	-10.0%	▼	27

Court: Dinwiddie Circuit

Start/End Date: Jan-14 / Dec-15

2014 Average Month: 141

Jan-Dec 2014: 1,690

Filings Trending: ▼

Circuit/Court ID: 11

211053


Type of Case: Filings

2015 Average Month:137

Jan-Dec 2015 : 1,640

Overall AVG. Month: 139

Monthly Summary



Jan 14-Dec 15

Totals

	2014	2015
Civil	459	414
Criminal	772	678
Other	459	548
Total	1,690	1,640

Jan --- Dec Filings

1,690

2014

1,640

2015

Jan --- Dec Filings

	2014	2015	% Change	Trending
Civil	459	414	-9.8%	▼
Criminal	772	678	-12.2%	▼
Other	459	548	19.4%	▲
Total	1,690	1,640	-3.0%	▼

	Jan	Feb	Mar	Apr	May	Jun	Jul	Aug	Sep	Oct	Nov	Dec	Thru Dec	% Change	Trending	Total
2014	152	166	151	128	159	115	159	127	141	128	85	179	1,690			1,690
2015	149	118	162	153	143	134	152	124	92	136	133	144	1,640	-3.0%	▼	1,640

		Jan	Feb	Mar	Apr	May	Jun	Jul	Aug	Sep	Oct	Nov	Dec	Thru Dec	% Change	Trending	Total
Administrative Law	2014	-	-	-	-	-	1	-	-	-	-	-	-	1			1
	2015	1	-	-	1	-	1	1	1	-	-	-	-	5	400.0%	▲	5
Capital Murder	2015	-	1	-	-	-	-	-	-	-	-	-	-	1			1
	2014	-	2	5	3	7	3	5	2	2	1	1	4	35			35
Contested Divorce	2015	1	2	1	1	4	5	5	-	1	1	2	5	28	-20.0%	▼	28
	2014	4	2	4	3	6	5	8	4	4	7	3	1	51			51
Domestic and Family - Level 1	2015	-	2	7	2	5	4	1	-	4	8	3	3	39	-23.5%	▼	39
	2014	6	4	-	2	1	2	2	-	1	3	-	-	21			21
Domestic and Family - Level 2	2015	2	1	4	-	-	3	1	2	2	1	2	2	20	-4.8%	▼	20
	2014	6	1	3	10	9	3	1	2	2	3	4	4	48			48
General Civil - Level 2	2015	3	-	7	2	2	7	3	6	5	4	3	3	45	-6.3%	▼	45
	2014	3	2	5	3	4	1	3	7	5	3	2	35	73			73
General Civil - Level 3	2015	6	5	4	4	12	6	2	11	7	5	21	-	83	13.7%	▲	83
	2014	63	69	64	48	35	32	39	44	54	48	31	65	592			592
Miscellaneous	2015	58	59	60	48	44	51	53	46	44	56	48	92	659	11.3%	▲	659
	2014	16	19	20	11	20	25	20	10	24	12	16	18	211			211
Misdemeanor	2015	25	10	16	23	25	22	16	11	6	20	18	11	203	-3.8%	▼	203
	2014	43	47	38	29	59	28	66	43	37	46	15	39	490			490
Non-Capital Felonies and Related Matters	2015	36	30	52	56	34	26	65	36	14	26	25	18	418	-14.7%	▼	418
	2014	-	-	-	-	2	-	-	2	-	-	-	1	5			5
Other	2015	1	1	-	-	-	-	-	-	1	-	1	-	4	-20.0%	▼	4
	2014	7	8	2	11	8	9	3	7	8	-	5	5	73			73
Other Criminally Related Matters	2015	5	4	4	8	5	4	3	5	3	8	5	4	58	-20.5%	▼	58
	2014	-	-	-	-	-	-	1	-	-	-	-	1	2			2
Probates/Wills and Trusts - Le	2014	1	2	2	1	-	1	2	-	-	1	1	-	11			11
	2015	1	-	1	-	1	-	-	3	1	-	-	-	7	-36.4%	▼	7
Probates/Wills and Trusts - Level 2	2014	3	10	8	7	8	5	9	6	4	4	7	6	77			77
	2015	10	3	6	8	11	5	2	3	4	7	5	6	70	-9.1%	▼	70
Uncontested Divorce																	

Court: Nottoway Circuit

Start/End Date: Jan-14 / Dec-15

2014 Average Month: 72

Jan-Dec 2014: 866

Filings Trending: ▼

Circuit/Court ID: 11

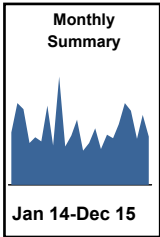
211135

Type of Case: Filings

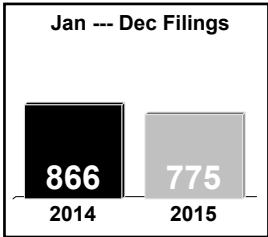
2015 Average Month:65

Jan-Dec 2015 : 775

Overall AVG. Month: 68



Totals		
	2014	2015
Civil	181	207
Criminal	445	319
Other	240	249
Total	866	775



Jan --- Dec Filings				
	2014	2015	% Change	Trending
Civil	181	207	14.4%	▲
Criminal	445	319	-28.3%	▼
Other	240	249	3.8%	▲
Total	866	775	-10.5%	▼

	Jan	Feb	Mar	Apr	May	Jun	Jul	Aug	Sep	Oct	Nov	Dec	Thru Dec	% Change	Trending	Total
2014	63	98	91	50	57	52	95	47	130	46	59	78	866			866
2015	41	50	68	43	60	56	73	98	89	55	84	58	775	-10.5%	▼	775

		Jan	Feb	Mar	Apr	May	Jun	Jul	Aug	Sep	Oct	Nov	Dec	Thru Dec	% Change	Trending	Total
Administrative Law	2014	-	-	-	-	-	-	-	-	-	1	-	-	1			1
	2015	-	-	-	-	-	-	-	-	1	-	1	-	2	100.0%	▲	2
Contested Divorce	2014	2	-	2	1	-	2	-	1	-	1	1	-	10			10
	2015	1	1	1	2	1	-	1	-	2	1	1	3	14	40.0%	▲	14
Domestic and Family - Level 1	2014	1	2	1	1	-	1	2	1	1	-	-	2	12			12
	2015	1	2	-	3	2	2	2	-	-	1	1	4	18	50.0%	▲	18
Domestic and Family - Level 2	2014	-	-	-	-	1	-	-	-	1	-	4	-	6			6
	2015	-	1	-	-	-	-	-	1	-	-	-	-	2	-66.7%	▼	2
General Civil - Level 1	2014	-	-	2	-	-	-	-	-	-	-	-	-	2			2
	2015	-	1	-	-	-	-	-	-	-	-	-	1	2	0.0%	↔	2
General Civil - Level 2	2014	2	3	6	-	2	7	-	-	3	2	2	3	30			30
	2015	2	1	-	5	2	1	3	4	3	3	1	-	25	-16.7%	▼	25
General Civil - Level 3	2014	3	-	3	-	3	12	7	5	3	1	1	1	39			39
	2015	2	2	4	1	-	3	-	15	1	8	3	2	41	5.1%	▲	41
Miscellaneous	2014	22	44	39	26	11	11	24	21	19	25	16	11	269			269
	2015	23	14	43	15	16	30	24	28	24	23	27	33	300	11.5%	▲	300
Misdemeanor	2014	4	9	18	5	11	8	11	5	8	3	9	5	96			96
	2015	2	4	3	1	2	4	12	14	17	4	11	2	76	-20.8%	▼	76
Non-Capital Felonies and Related Matters	2014	24	31	15	10	21	9	44	8	87	6	21	53	329			329
	2015	7	15	9	11	29	8	18	27	32	10	35	11	212	-35.6%	▼	212
Other	2014	2	-	1	1	1	-	2	1	2	3	-	1	14			14
	2015	-	1	1	1	3	-	6	1	2	-	-	-	15	7.1%	▲	15
Other Criminally Related Matters	2014	-	6	2	2	-	2	1	2	2	2	4	-	23			23
	2015	-	5	1	1	2	3	5	6	2	1	3	2	31	34.8%	▲	31
Probates/Wills and Trusts - Level 2	2014	-	-	-	1	-	-	-	1	-	-	-	-	2			2
	2015	-	-	-	-	-	-	-	1	1	-	-	-	2	0.0%	↔	2
Uncontested Divorce	2014	3	3	2	3	7	-	4	2	4	2	1	2	33			33
	2015	3	3	6	3	3	5	2	1	4	4	1	-	35	6.1%	▲	35

Court: Powhatan Circuit

Start/End Date: Jan-14 / Dec-15

2014 Average Month: 118

Jan-Dec 2014: 1,417

Filings Trending: ▼

Circuit/Court ID: 11

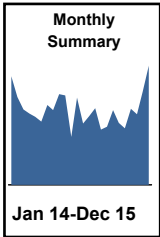
211145

Type of Case: Filings

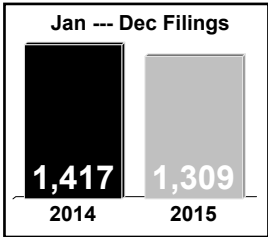
2015 Average Month:109

Jan-Dec 2015 : 1,309

Overall AVG. Month: 114



	Totals	
	2014	2015
Civil	295	285
Criminal	351	316
Other	771	708
Total	1,417	1,309



	Jan --- Dec Filings			
	2014	2015	% Change	Trending
Civil	295	285	-3.4%	▼
Criminal	351	316	-10.0%	▼
Other	771	708	-8.2%	▼
Total	1,417	1,309	-7.6%	▼

	Jan	Feb	Mar	Apr	May	Jun	Jul	Aug	Sep	Oct	Nov	Dec	Thru Dec	% Change	Trending	Total
2014	163	132	113	107	102	95	120	112	136	134	72	131	1,417			1,417
2015	92	103	115	83	87	112	93	85	114	106	140	179	1,309	-7.6%	▼	1,309

		Jan	Feb	Mar	Apr	May	Jun	Jul	Aug	Sep	Oct	Nov	Dec	Thru Dec	% Change	Trending	Total
Administrative Law	2014	1	-	-	-	-	-	-	-	-	-	1	-	2			2
Contested Divorce	2014	7	5	5	6	6	3	7	8	4	1	2	1	55			55
	2015	1	5	6	4	5	2	1	3	2	2	3	2	36	-34.5%	▼	36
Domestic and Family - Level 1	2014	-	-	-	-	1	-	1	-	-	1	1	-	4			4
	2015	-	-	-	-	-	-	2	1	2	3	4	4	16	300.0%	▲	16
Domestic and Family - Level 2	2014	-	-	-	2	-	-	-	2	1	-	2	-	7			7
	2015	1	-	-	1	-	-	4	1	3	1	2	-	13	85.7%	▲	13
General Civil - Level 1	2014	-	-	1	-	-	-	-	-	1	-	1	-	3			3
	2015	-	-	1	-	-	-	-	-	-	-	-	-	1	-66.7%	▼	1
General Civil - Level 2	2014	-	2	5	5	5	1	7	4	4	4	3	5	45			45
	2015	6	6	7	2	3	2	8	5	5	2	6	4	56	24.4%	▲	56
General Civil - Level 3	2014	2	1	3	1	8	2	1	-	6	-	1	1	26			26
	2015	2	3	1	2	2	1	1	1	1	2	-	1	17	-34.6%	▼	17
Miscellaneous	2014	119	93	82	67	51	50	76	67	56	75	48	65	849			849
	2015	64	58	68	45	53	58	54	57	59	65	74	135	790	-6.9%	▼	790
Misdemeanor	2014	5	2	3	5	7	5	6	3	12	5	2	7	62			62
	2015	2	11	5	1	8	5	3	2	5	5	9	6	62	0.0%	↔	62
Non-Capital Felonies and Related Matters	2014	14	17	7	15	17	27	16	20	35	41	5	47	261			261
	2015	13	14	15	18	13	32	13	8	21	17	33	23	220	-15.7%	▼	220
Other	2014	-	-	-	-	1	-	2	-	-	-	-	-	3			3
Other Criminally Related Matters	2014	4	2	1	-	3	-	1	3	10	1	3	1	29			29
	2015	1	2	3	3	-	6	-	2	10	1	5	1	34	17.2%	▲	34
Probates/Wills and Trusts - Level 2	2014	-	1	-	2	-	-	-	1	-	-	2	-	6			6
	2015	-	-	-	-	-	-	2	3	-	-	-	-	5	-16.7%	▼	5
Uncontested Divorce	2014	11	9	6	4	3	7	3	4	7	6	1	4	65			65
	2015	2	4	9	7	3	6	5	2	6	8	4	3	59	-9.2%	▼	59

Court: Petersburg Circuit

Start/End Date: Jan-14 / Dec-15

2014 Average Month: 202

Jan-Dec 2014: 2,423

Filings Trending: ▼

Circuit/Court ID: 11

211730


Type of Case: Filings

2015 Average Month:177

Jan-Dec 2015 : 2,127

Overall AVG. Month: 190

Monthly Summary




Jan 14-Dec 15

Totals

	2014	2015
Civil	657	636
Criminal	1,546	1,271
Other	220	220
Total	2,423	2,127

Jan --- Dec Filings



20142015

Jan --- Dec Filings

	2014	2015	% Change	Trending
Civil	657	636	-3.2%	▼
Criminal	1,546	1,271	-17.8%	▼
Other	220	220	-	↔
Total	2,423	2,127	-12.2%	▼

	Jan	Feb	Mar	Apr	May	Jun	Jul	Aug	Sep	Oct	Nov	Dec	Thru Dec	% Change	Trending	Total
2014	183	212	187	231	254	181	180	216	198	212	178	191	2,423			2,423
2015	121	142	231	194	180	191	165	173	162	215	161	192	2,127	-12.2%	▼	2,127

		Jan	Feb	Mar	Apr	May	Jun	Jul	Aug	Sep	Oct	Nov	Dec	Thru Dec	% Change	Trending	Total
Administrative Law	2014	-	-	-	-	-	1	-	1	2	-	-	1	5			5
	2015	1	1	-	4	1	2	-	-	1	1	-	2	13	160.0%	▲	13
Capital Murder	2014	-	-	-	2	-	-	-	-	-	-	-	1	3			3
	2015	2	1	3	7	4	4	4	3	2	3	-	2	35			35
Contested Divorce	2014	2	1	3	7	4	4	4	3	2	3	-	2	41	17.1%	▲	41
	2015	1	4	3	4	4	9	6	2	2	3	2	1	41	17.1%	▲	41
Domestic and Family - Level 1	2014	3	3	4	3	2	5	4	1	7	12	2	6	52			52
	2015	1	2	4	3	8	13	6	6	6	5	3	4	61	17.3%	▲	61
Domestic and Family - Level 2	2014	4	2	-	2	2	1	-	-	-	5	2	-	18			18
	2015	-	-	1	2	1	1	-	-	1	-	1	1	8	-55.6%	▼	8
General Civil - Level 1	2014	2	-	-	-	2	1	1	1	-	-	-	-	7			7
	2015	-	-	-	1	1	2	-	-	-	-	-	2	6	-14.3%	▼	6
General Civil - Level 2	2014	11	8	10	12	9	6	8	9	10	8	13	12	116			116
	2015	8	5	11	14	7	8	14	12	13	12	8	13	125	7.8%	▲	125
General Civil - Level 3	2014	3	12	7	7	8	7	5	6	3	14	4	6	82			82
	2015	4	6	11	10	9	12	5	12	4	6	7	8	94	14.6%	▲	94
Miscellaneous	2014	39	50	41	40	33	36	46	47	48	38	20	25	463			463
	2015	33	29	29	24	20	38	35	34	44	37	30	42	395	-14.7%	▼	395
Misdemeanor	2014	27	22	13	18	48	37	14	29	31	18	21	35	313			313
	2015	11	25	20	33	24	34	16	35	18	44	14	30	304	-2.9%	▼	304
Non-Capital Felonies and Related Matters	2014	72	96	99	114	118	71	79	100	58	74	81	82	1,044			1,044
	2015	36	59	114	77	81	55	67	50	42	78	85	74	818	-21.6%	▼	818
Other	2015	-	-	-	-	-	-	-	1	2	-	-	-	3			3
	2014	14	8	2	19	17	7	11	15	27	28	29	11	188			188
Other Criminally Related Matters	2015	20	7	23	17	13	11	7	14	20	18	5	8	163	-13.3%	▼	163
	2015	-	-	1	-	-	-	-	-	-	-	-	-	1			1
Probates/Wills and Trusts - Level 2	2014	2	2	2	-	2	1	3	-	2	1	-	1	16			16
	2015	1	1	1	2	1	-	1	2	-	2	2	1	14	-12.5%	▼	14
Uncontested Divorce	2014	4	8	6	7	9	4	5	4	8	11	6	9	81			81
	2015	5	3	13	3	10	6	8	5	9	9	4	6	81	0.0%	↔	81

Court: Chesterfield Circuit

Start/End Date: Jan-14 / Dec-15

2014 Average Month: 1,219

Jan-Dec 2014: 14,630

Filings Trending: ↔

Circuit/Court ID: 12

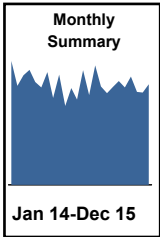
212041

Type of Case: Filings

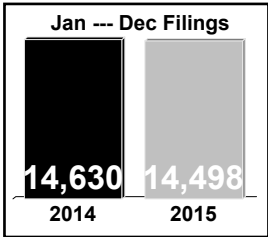
2015 Average Month:1,208

Jan-Dec 2015 : 14,498

Overall AVG. Month: 1,214



Totals		
	2014	2015
Civil	4,122	3,811
Criminal	6,380	6,194
Other	4,128	4,493
Total	14,630	14,498



Jan --- Dec Filings				
	2014	2015	% Change	Trending
Civil	4,122	3,811	-7.5%	▼
Criminal	6,380	6,194	-2.9%	▼
Other	4,128	4,493	8.8%	▲
Total	14,630	14,498	-0.9%	▼

	Jan	Feb	Mar	Apr	May	Jun	Jul	Aug	Sep	Oct	Nov	Dec	Thru Dec	% Change	Trending	Total
2014	1,489	1,190	1,314	1,381	1,233	1,169	1,355	1,044	1,324	947	1,161	1,023	14,630			14,630
2015	1,377	1,077	1,436	1,183	1,101	1,178	1,248	1,169	1,300	1,114	1,108	1,207	14,498	-0.9%	▼	14,498

		Jan	Feb	Mar	Apr	May	Jun	Jul	Aug	Sep	Oct	Nov	Dec	Thru Dec	% Change	Trending	Total
Administrative Law	2014	1	-	3	1	1	-	2	4	1	-	1	-	14			14
	2015	2	4	-	1	2	1	1	-	-	3	-	3	17	21.4%	▲	17
Capital Murder	2014	-	-	-	1	-	-	-	-	-	-	-	-	1			1
	2015	-	-	-	-	-	1	-	-	-	-	2	-	3	200.0%	▲	3
Contested Divorce	2014	24	35	34	42	31	37	33	29	27	40	30	25	387			387
	2015	31	18	27	35	19	38	27	25	32	29	21	27	329	-15.0%	▼	329
Domestic and Family - Level 1	2014	29	25	30	38	23	36	34	39	30	43	18	31	376			376
	2015	21	14	32	27	44	32	37	19	35	40	14	32	347	-7.7%	▼	347
Domestic and Family - Level 2	2014	8	9	11	10	5	5	5	7	7	6	4	15	92			92
	2015	6	6	11	6	8	6	7	8	7	5	7	4	81	-12.0%	▼	81
General Civil - Level 1	2014	-	-	-	-	-	1	1	1	1	-	2	1	7			7
	2015	1	4	2	1	1	1	1	1	1	2	2	4	21	200.0%	▲	21
General Civil - Level 2	2014	63	45	53	61	69	54	58	47	53	63	42	48	656			656
	2015	35	50	44	56	56	62	62	41	53	42	51	59	611	-6.9%	▼	611
General Civil - Level 3	2014	33	20	13	16	14	33	37	17	19	21	17	14	254			254
	2015	11	20	24	20	47	40	30	18	19	15	14	17	275	8.3%	▲	275
Miscellaneous	2014	584	458	460	562	463	384	386	326	470	199	410	307	5,009			5,009
	2015	576	408	660	459	339	316	473	473	449	326	382	453	5,314	6.1%	▲	5,314
Misdemeanor	2014	223	127	173	152	106	126	203	150	205	113	179	133	1,890			1,890
	2015	180	122	165	123	113	177	158	124	166	122	153	128	1,731	-8.4%	▼	1,731
Non-Capital Felonies and Related Matters	2014	354	296	351	330	355	341	420	275	362	311	306	311	4,012			4,012
	2015	383	301	304	312	347	367	318	316	388	379	339	330	4,084	1.8%	▲	4,084
Other	2014	46	31	35	29	39	43	36	36	39	34	29	29	426			426
	2015	17	28	25	40	23	33	30	40	27	47	31	51	392	-8.0%	▼	392
Other Criminally Related Matters	2014	40	37	46	35	36	34	61	35	42	40	54	30	490			490
	2015	45	30	40	29	21	33	24	32	43	27	41	25	390	-20.4%	▼	390
Probates/Wills and Trusts - Level 1	2014	2	1	3	2	-	-	3	-	-	1	2	1	15			15
	2015	1	-	1	2	-	1	1	-	1	-	3	-	10	-33.3%	▼	10
Probates/Wills and Trusts - Level 2	2014	9	9	12	5	11	2	5	5	3	7	6	2	76			76
	2015	6	10	9	5	12	6	8	3	9	13	6	6	93	22.4%	▲	93
Protective Orders	2014	-	-	-	-	-	2	2	2	4	-	-	-	10			10
	2015	-	1	1	1	1	-	1	5	1	-	2	-	13	30.0%	▲	13
Uncontested Divorce	2014	73	97	90	97	80	71	69	71	61	69	61	76	915			915
	2015	62	61	91	66	68	64	70	64	69	64	40	68	787	-14.0%	▼	787

Court: Colonial Heights Circuit

Start/End Date: Jan-14 / Dec-15

2014 Average Month: 159

Jan-Dec 2014: 1,909

Filings Trending: ▼

Circuit/Court ID: 12

212570


Type of Case: Filings

2015 Average Month: 154

Jan-Dec 2015 : 1,847

Overall AVG. Month: 157

Monthly Summary



Jan 14-Dec 15

Totals

	2014	2015
Civil	288	294
Criminal	1,270	1,209
Other	351	344
Total	1,909	1,847

Jan --- Dec Filings

1,909

1,847

2014

2015

Jan --- Dec Filings

	2014	2015	% Change	Trending
Civil	288	294	2.1%	▲
Criminal	1,270	1,209	-4.8%	▼
Other	351	344	-2.0%	▼
Total	1,909	1,847	-3.2%	▼

	Jan	Feb	Mar	Apr	May	Jun	Jul	Aug	Sep	Oct	Nov	Dec	Thru Dec	% Change	Trending	Total
2014	164	161	179	142	227	113	140	155	119	178	166	165	1,909			1,909
2015	144	182	129	183	138	121	149	189	120	176	180	136	1,847	-3.2%	▼	1,847

		Jan	Feb	Mar	Apr	May	Jun	Jul	Aug	Sep	Oct	Nov	Dec	Thru Dec	% Change	Trending	Total
Administrative Law	2014	-	-	-	1	1	-	-	-	-	1	1	-	4			4
	2015	-	1	-	-	-	-	1	-	-	-	-	-	2	-50.0%	▼	2
Capital Murder	2014	-	-	-	-	-	-	-	-	-	-	1	-	1			1
	2015	-	-	-	-	-	-	-	-	-	-	-	-	-			-
Contested Divorce	2014	2	6	6	5	1	1	5	2	3	1	2	1	35			35
	2015	3	1	2	1	3	2	5	1	4	4	4	6	36	2.9%	▲	36
Domestic and Family - Level 1	2014	1	2	1	2	2	1	-	1	1	3	1	1	16			16
	2015	2	-	2	2	-	-	3	3	2	5	5	6	30	87.5%	▲	30
Domestic and Family - Level 2	2014	2	1	-	1	1	-	-	-	-	-	1	-	6			6
	2015	-	-	-	-	1	-	1	-	-	-	1	-	3	-50.0%	▼	3
General Civil - Level 1	2014	-	1	-	-	-	-	-	-	-	-	-	-	1			1
	2015	-	-	-	-	-	-	2	-	-	-	-	-	2	100.0%	▲	2
General Civil - Level 2	2014	1	4	3	-	5	1	5	1	3	4	4	4	35			35
	2015	2	3	4	2	2	2	-	2	-	1	1	3	22	-37.1%	▼	22
General Civil - Level 3	2014	1	-	2	1	-	2	2	-	2	3	-	2	15			15
	2015	-	-	2	3	2	1	-	5	1	3	-	6	23	53.3%	▲	23
Miscellaneous	2014	40	36	36	30	28	24	34	28	17	28	20	25	346			346
	2015	33	32	34	29	21	21	33	26	21	38	32	52	372	7.5%	▲	372
Misdemeanor	2014	27	28	37	29	40	24	17	22	21	65	48	56	414			414
	2015	37	23	26	35	49	35	35	26	19	44	42	19	390	-5.8%	▼	390
Non-Capital Felonies and Related Matters	2014	69	66	64	43	119	42	61	81	45	50	57	52	749			749
	2015	45	106	41	83	51	33	55	101	55	59	84	32	745	-0.5%	▼	745
Other	2014	8	9	9	9	9	7	6	4	15	8	10	7	101			101
	2015	15	5	10	11	3	5	2	7	7	4	5	2	76	-24.8%	▼	76
Other Criminally Related Matters	2014	5	2	12	13	11	5	5	10	7	8	17	14	109			109
	2015	3	7	-	8	2	11	7	11	2	14	3	6	74	-32.1%	▼	74
Probates/Wills and Trusts - Le	2014	1	-	-	-	-	-	-	1	-	1	-	-	3			3
Probates/Wills and Trusts - Level 2	2014	-	-	1	2	-	-	-	-	-	1	-	-	4			4
	2015	1	1	-	1	1	-	-	1	-	1	-	1	7	75.0%	▲	7
Protective Orders	2014	-	-	1	-	-	-	-	1	-	-	-	-	2			2
Uncontested Divorce	2014	7	6	7	6	10	6	5	4	5	5	4	3	68			68
	2015	3	3	8	8	3	11	5	6	9	3	3	3	65	-4.4%	▼	65

Court: Richmond Circuit

Start/End Date: Jan-14 / Dec-15

2014 Average Month: 1,272

Jan-Dec 2014: 15,268

Filings Trending: ▼

Circuit/Court ID: 13

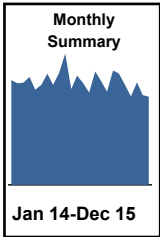
213760

Type of Case: Filings

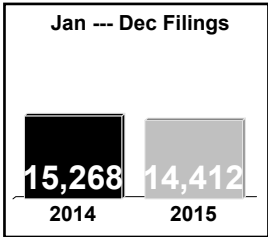
2015 Average Month:1,201

Jan-Dec 2015 : 14,412

Overall AVG. Month: 1,237



Totals		
	2014	2015
Civil	4,930	4,695
Criminal	7,327	6,468
Other	3,011	3,249
Total	15,268	14,412



Jan --- Dec Filings				
	2014	2015	% Change	Trending
Civil	4,930	4,695	-4.8%	▼
Criminal	7,327	6,468	-11.7%	▼
Other	3,011	3,249	7.9%	▲
Total	15,268	14,412	-5.6%	▼

	Jan	Feb	Mar	Apr	May	Jun	Jul	Aug	Sep	Oct	Nov	Dec	Thru Dec	% Change	Trending	Total
2014	1,257	1,220	1,226	1,298	1,142	1,202	1,336	1,200	1,345	1,578	1,151	1,313	15,268			15,268
2015	1,224	1,110	1,362	1,252	1,118	1,375	1,339	1,204	1,063	1,230	1,077	1,058	14,412	-5.6%	▼	14,412

		Jan	Feb	Mar	Apr	May	Jun	Jul	Aug	Sep	Oct	Nov	Dec	Thru Dec	% Change	Trending	Total
Administrative Law	2014	4	4	4	2	1	5	5	3	1	4	1	3	37			37
	2015	2	3	3	1	1	3	5	2	-	8	3	4	35	-5.4%	▼	35
Capital Murder	2014	1	-	-	-	-	3	-	1	-	-	2	2	9			9
	2015	-	3	2	-	-	-	-	-	-	-	-	-	5	-44.4%	▼	5
Contested Divorce	2014	15	19	25	22	16	11	14	17	17	11	17	7	191			191
	2015	16	17	24	21	15	26	15	17	15	11	15	14	206	7.9%	▲	206
Domestic and Family - Level 1	2014	11	11	9	5	32	19	15	20	31	10	6	8	177			177
	2015	12	4	12	10	10	14	26	16	18	14	10	33	179	1.1%	▲	179
Domestic and Family - Level 2	2014	5	8	8	12	14	14	7	14	11	18	9	12	132			132
	2015	10	10	9	9	14	6	14	8	9	11	5	25	130	-1.5%	▼	130
General Civil - Level 1	2014	8	10	6	3	5	5	14	4	11	7	4	6	83			83
	2015	1	3	7	8	3	4	7	2	6	4	7	8	60	-27.7%	▼	60
General Civil - Level 2	2014	124	104	89	92	101	109	103	104	111	121	85	115	1,258			1,258
	2015	93	80	93	90	107	115	132	101	95	111	76	94	1,187	-5.6%	▼	1,187
General Civil - Level 3	2014	34	40	34	42	41	42	36	42	49	41	28	43	472			472
	2015	37	47	33	33	31	42	55	44	27	25	30	35	439	-7.0%	▼	439
Miscellaneous	2014	265	267	280	264	196	243	251	243	253	271	200	213	2,946			2,946
	2015	195	199	329	272	223	261	236	235	250	251	228	259	2,938	-0.3%	▼	2,938
Misdemeanor	2014	101	113	94	120	124	121	103	111	137	145	87	114	1,370			1,370
	2015	124	90	101	104	84	106	132	101	91	117	79	85	1,214	-11.4%	▼	1,214
Non-Capital Felonies and Related Matters	2014	433	394	467	463	372	422	504	357	460	561	448	503	5,384			5,384
	2015	483	397	442	396	342	427	421	415	391	386	365	281	4,746	-11.8%	▼	4,746
Other	2014	161	134	145	175	143	147	197	186	204	253	153	166	2,064			2,064
	2015	163	162	223	175	207	252	210	175	120	161	185	139	2,172	5.2%	▲	2,172
Other Criminally Related Matters	2014	53	48	10	56	40	25	38	55	28	82	61	92	588			588
	2015	56	35	34	76	41	56	38	41	6	86	29	34	532	-9.5%	▼	532
Probates/Wills and Trusts - Level 1	2014	-	-	1	-	2	-	1	-	1	-	-	-	5			5
	2015	-	-	1	1	1	1	1	-	1	1	-	-	7	40.0%	▲	7
Probates/Wills and Trusts - Level 2	2014	15	14	3	7	8	8	9	5	5	12	4	3	93			93
	2015	7	12	8	6	9	11	7	7	6	9	5	19	106	14.0%	▲	106
Uncontested Divorce	2014	27	54	51	35	47	28	39	38	26	42	46	26	459			459
	2015	25	48	41	50	30	51	40	40	28	35	40	28	456	-0.7%	▼	456

Court: Henrico Circuit

Start/End Date: Jan-14 / Dec-15

2014 Average Month: 1,003

Jan-Dec 2014: 12,041

Filings Trending: ⇄

Circuit/Court ID: 14

214087


Type of Case: Filings

2015 Average Month:1,010

Jan-Dec 2015 : 12,125

Overall AVG. Month: 1,007

Monthly Summary



Jan 14-Dec 15

Totals

	2014	2015
Civil	3,696	3,626
Criminal	5,342	5,301
Other	3,003	3,198
Total	12,041	12,125

Jan --- Dec Filings

12,041

2014

12,125

2015

Jan --- Dec Filings

	2014	2015	% Change	Trending
Civil	3,696	3,626	-1.9%	▼
Criminal	5,342	5,301	-0.8%	▼
Other	3,003	3,198	6.5%	▲
Total	12,041	12,125	0.7%	▲

	Jan	Feb	Mar	Apr	May	Jun	Jul	Aug	Sep	Oct	Nov	Dec	Thru Dec	% Change	Trending	Total
2014	966	937	1,184	1,109	960	971	1,006	921	944	1,113	833	1,097	12,041			12,041
2015	913	951	1,064	1,052	1,035	1,013	949	976	955	1,105	849	1,263	12,125	0.7%	▲	12,125

		Jan	Feb	Mar	Apr	May	Jun	Jul	Aug	Sep	Oct	Nov	Dec	Thru Dec	% Change	Trending	Total
Administrative Law	2014	-	3	2	6	1	4	-	-	-	1	-	2	19			19
	2015	1	1	-	2	-	-	1	-	-	1	3	1	10	-47.4%	▼	10
Capital Murder	2015	-	-	-	-	1	-	-	-	-	-	-	-	1			1
	2014	27	23	29	36	30	19	27	22	34	22	21	29	319			319
Contested Divorce	2015	31	25	40	22	22	35	28	28	29	23	16	16	315	-1.3%	▼	315
	2014	22	19	22	8	20	16	6	33	7	26	14	18	211			211
Domestic and Family - Level 1	2015	11	7	10	10	9	25	16	18	14	25	20	19	184	-12.8%	▼	184
	2014	11	10	14	13	9	10	13	7	9	11	10	9	126			126
Domestic and Family - Level 2	2015	4	7	9	16	6	7	9	8	9	8	8	10	101	-19.8%	▼	101
	2014	2	2	6	5	2	-	1	3	3	3	1	3	31			31
General Civil - Level 1	2015	5	2	-	1	2	1	-	3	3	4	-	2	23	-25.8%	▼	23
	2014	36	48	61	99	86	66	58	48	58	67	53	59	739			739
General Civil - Level 2	2015	35	52	44	55	61	54	53	38	68	44	44	55	603	-18.4%	▼	603
	2014	16	21	19	23	29	27	19	29	28	22	12	26	271			271
General Civil - Level 3	2015	11	20	25	26	20	27	21	44	18	25	19	21	277	2.2%	▲	277
	2014	367	368	372	363	264	292	308	293	282	339	261	306	3,815			3,815
Miscellaneous	2015	290	340	386	318	325	305	280	323	305	362	312	564	4,110	7.7%	▲	4,110
	2014	72	116	96	130	116	134	120	106	141	117	77	146	1,371			1,371
Misdemeanor	2015	79	104	124	96	118	160	102	110	117	137	79	128	1,354	-1.2%	▼	1,354
	2014	297	194	393	290	287	282	294	227	251	358	289	364	3,526			3,526
Non-Capital Felonies and Related Matters	2015	307	256	291	374	341	247	292	283	260	346	228	298	3,523	-0.1%	▼	3,523
	2014	23	41	17	23	16	30	34	40	18	27	20	23	312			312
Other	2015	31	27	29	25	20	32	30	35	24	38	29	36	356	14.1%	▲	356
	2014	26	24	47	35	42	27	51	37	48	41	28	49	455			455
Other Criminally Related Matters	2015	41	31	33	33	45	48	36	32	37	31	37	36	440	-3.3%	▼	440
	2014	-	-	1	1	-	-	-	2	1	2	-	1	8			8
Probates/Wills and Trusts - Level 1	2015	-	-	-	-	-	1	1	1	1	1	-	-	5	-37.5%	▼	5
	2014	5	7	7	3	4	11	7	10	9	10	6	7	86			86
Probates/Wills and Trusts - Level 2	2015	10	12	-	5	5	12	9	8	7	5	6	7	86	0.0%	⇄	86
	2015	-	-	-	-	-	-	-	-	-	2	-	1	3			3
Protective Orders	2014	62	61	98	74	54	53	68	64	55	67	41	55	752			752
	2015	57	67	73	69	60	59	71	45	63	53	48	69	734	-2.4%	▼	734

Court: Caroline Circuit

Start/End Date: Jan-14 / Dec-15

2014 Average Month: 161

Jan-Dec 2014: 1,929

Filings Trending: ▲

Circuit/Court ID: 15

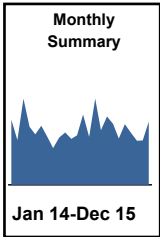
215033

Type of Case: Filings

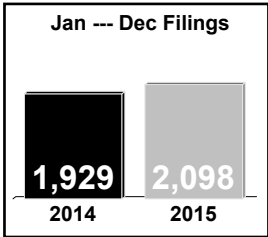
2015 Average Month:175

Jan-Dec 2015 : 2,098

Overall AVG. Month: 168



Totals		
	2014	2015
Civil	341	382
Criminal	979	1,026
Other	609	690
Total	1,929	2,098



Jan --- Dec Filings				
	2014	2015	% Change	Trending
Civil	341	382	12.0%	▲
Criminal	979	1,026	4.8%	▲
Other	609	690	13.3%	▲
Total	1,929	2,098	8.8%	▲

	Jan	Feb	Mar	Apr	May	Jun	Jul	Aug	Sep	Oct	Nov	Dec	Thru Dec	% Change	Trending	Total
2014	195	134	259	174	151	177	144	110	142	157	138	148	1,929			1,929
2015	211	144	259	164	205	183	139	182	156	132	133	190	2,098	8.8%	▲	2,098

		Jan	Feb	Mar	Apr	May	Jun	Jul	Aug	Sep	Oct	Nov	Dec	Thru Dec	% Change	Trending	Total
Administrative Law	2014	-	-	-	-	-	-	-	-	1	-	-	2	3			3
	2015	-	-	1	2	-	-	-	-	-	-	-	-	3	0.0%	↔	3
Capital Murder	2015	1	-	-	-	-	-	-	-	-	-	-	-	1			1
	2014	2	2	2	2	1	3	2	2	2	2	1	1	22			22
Contested Divorce	2015	1	2	3	-	1	2	2	1	1	3	-	1	17	-22.7%	▼	17
	2014	2	4	2	7	5	4	7	3	1	1	1	1	38			38
Domestic and Family - Level 1	2015	1	1	6	1	4	3	13	15	4	2	7	12	69	81.6%	▲	69
	2014	-	1	1	-	1	-	1	-	-	1	-	-	5			5
Domestic and Family - Level 2	2015	-	1	-	1	3	2	1	1	2	-	-	1	12	140.0%	▲	12
	2014	-	-	3	-	-	-	-	-	-	-	-	-	3			3
General Civil - Level 1	2015	-	-	-	-	-	2	-	-	1	-	-	1	4	33.3%	▲	4
	2014	5	4	8	5	6	2	7	8	4	4	2	6	61			61
General Civil - Level 2	2015	10	6	3	4	6	4	6	3	8	4	1	3	58	-4.9%	▼	58
	2014	-	2	6	2	-	3	2	6	1	-	-	3	25			25
General Civil - Level 3	2015	2	-	6	3	2	3	1	4	4	5	-	2	32	28.0%	▲	32
	2014	54	56	73	55	38	46	34	40	40	53	40	33	562			562
Miscellaneous	2015	44	49	73	54	55	52	53	57	48	48	44	83	660	17.4%	▲	660
	2014	24	4	32	20	16	18	17	13	10	22	14	15	205			205
Misdemeanor	2015	26	18	20	13	19	21	16	24	13	13	30	18	231	12.7%	▲	231
	2014	92	40	108	62	58	74	49	14	57	45	64	59	722			722
Non-Capital Felonies and Related Matters	2015	115	40	119	70	90	74	34	50	54	36	32	20	734	1.7%	▲	734
	2014	9	16	10	8	20	19	14	12	16	13	10	15	162			162
Other	2015	5	13	18	6	16	6	9	13	13	11	7	39	156	-3.7%	▼	156
	2014	4	1	4	7	4	4	4	5	7	7	5	5	57			57
Other Criminally Related Matters	2015	2	8	5	7	4	10	-	3	6	6	3	7	61	7.0%	▲	61
	2014	1	-	1	2	-	1	1	5	2	3	1	3	20			20
Probates/Wills and Trusts - Level 2	2015	2	1	3	-	-	-	-	9	1	-	5	-	21	5.0%	▲	21
	2014	2	4	9	4	2	3	6	2	1	6	-	5	44			44
Uncontested Divorce	2015	2	5	2	3	5	4	4	2	1	4	4	3	39	-11.4%	▼	39

Court: Essex Circuit

Start/End Date: Jan-14 / Dec-15

2014 Average Month: 59

Jan-Dec 2014: 713

Filings Trending: ▼

Circuit/Court ID: 15

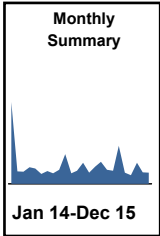
215057

Type of Case: Filings

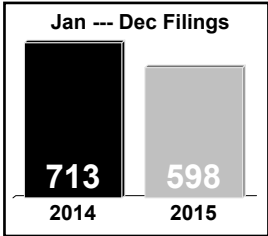
2015 Average Month:50

Jan-Dec 2015 : 598

Overall AVG. Month: 55



Totals		
	2014	2015
Civil	132	137
Criminal	424	282
Other	157	179
Total	713	598



Jan --- Dec Filings				
	2014	2015	% Change	Trending
Civil	132	137	3.8%	▲
Criminal	424	282	-33.5%	▼
Other	157	179	14.0%	▲
Total	713	598	-16.1%	▼

	Jan	Feb	Mar	Apr	May	Jun	Jul	Aug	Sep	Oct	Nov	Dec	Thru Dec	% Change	Trending	Total
2014	245	37	36	50	46	29	38	31	42	89	31	39	713			713
2015	63	33	52	66	42	39	114	33	26	63	34	33	598	-16.1%	▼	598

		Jan	Feb	Mar	Apr	May	Jun	Jul	Aug	Sep	Oct	Nov	Dec	Thru Dec	% Change	Trending	Total
Administrative Law	2014	-	-	1	-	-	-	-	-	-	-	-	-	1			1
Contested Divorce	2014	-	1	4	-	2	2	1	-	3	-	2	-	15			15
	2015	1	1	-	2	-	1	-	-	1	-	1	-	7	-53.3%	▼	7
Domestic and Family - Level 1	2014	-	-	-	2	5	-	-	3	-	2	-	-	12			12
	2015	-	-	6	2	1	-	4	-	3	-	-	-	16	33.3%	▲	16
Domestic and Family - Level 2	2014	-	-	-	-	1	-	-	-	-	-	-	-	1			1
	2015	-	-	-	-	-	1	-	-	-	-	-	-	1	0.0%	↔	1
General Civil - Level 1	2014	-	-	1	-	-	-	-	-	-	-	-	-	1			1
	2015	-	-	-	-	-	1	-	-	-	-	-	-	1	0.0%	↔	1
General Civil - Level 2	2014	1	2	3	2	2	1	-	1	1	2	1	3	19			19
	2015	1	2	2	1	2	3	3	4	1	3	2	-	24	26.3%	▲	24
General Civil - Level 3	2014	1	4	-	-	1	-	-	1	3	-	-	2	12			12
	2015	1	-	2	-	-	1	3	5	2	-	-	-	14	16.7%	▲	14
Miscellaneous	2014	24	19	15	18	20	11	14	9	17	16	11	21	195			195
	2015	21	20	33	18	18	16	16	12	14	17	19	21	225	15.4%	▲	225
Misdemeanor	2014	1	3	3	-	-	2	4	2	1	12	1	3	32			32
	2015	7	3	4	3	-	5	8	4	1	3	1	5	44	37.5%	▲	44
Non-Capital Felonies and Related Matters	2014	218	2	-	24	4	7	12	10	12	52	9	7	357			357
	2015	30	5	4	31	14	5	73	6	3	28	8	4	211	-40.9%	▼	211
Other	2014	-	-	-	-	-	-	-	-	-	3	1	-	4			4
Other Criminally Related Matters	2014	-	3	5	1	9	2	3	2	4	2	3	1	35			35
	2015	1	-	-	5	1	3	3	2	-	9	2	2	28	-20.0%	▼	28
Probates/Wills and Trusts - Le	2014	-	-	1	-	-	-	-	-	-	-	-	-	1			1
Probates/Wills and Trusts - Level 2	2014	-	-	-	-	1	-	-	1	-	-	1	-	3			3
	2015	-	-	-	-	1	-	-	-	-	-	1	-	2	-33.3%	▼	2
Uncontested Divorce	2014	-	3	3	3	1	4	4	2	1	-	2	2	25			25
	2015	1	2	1	4	5	3	4	-	1	3	-	1	25	0.0%	↔	25

Court: Hanover Circuit

Start/End Date: Jan-14 / Dec-15

2014 Average Month: 487

Jan-Dec 2014: 5,844

Filings Trending: ↔

Circuit/Court ID: 15

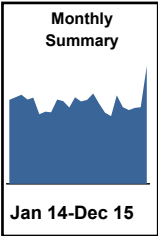
215085

Type of Case: Filings

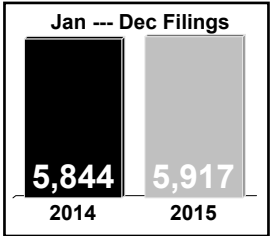
2015 Average Month:493

Jan-Dec 2015 : 5,917

Overall AVG. Month: 490



Totals		
	2014	2015
Civil	1,646	1,581
Criminal	2,550	2,398
Other	1,648	1,938
Total	5,844	5,917



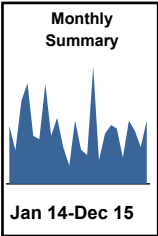
Jan --- Dec Filings				
	2014	2015	% Change	Trending
Civil	1,646	1,581	-3.9%	▼
Criminal	2,550	2,398	-6.0%	▼
Other	1,648	1,938	17.6%	▲
Total	5,844	5,917	1.2%	▲

	Jan	Feb	Mar	Apr	May	Jun	Jul	Aug	Sep	Oct	Nov	Dec	Thru Dec	% Change	Trending	Total
2014	504	519	535	506	518	418	434	430	506	497	458	519	5,844			5,844
2015	495	505	543	484	427	406	532	460	442	456	460	707	5,917	1.2%	▲	5,917

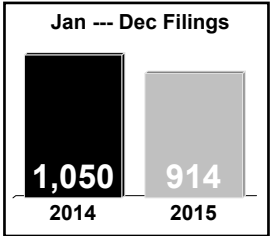
		Jan	Feb	Mar	Apr	May	Jun	Jul	Aug	Sep	Oct	Nov	Dec	Thru Dec	% Change	Trending	Total
Administrative Law	2014	-	-	1	-	1	-	-	2	6	1	1	1	13			13
	2015	-	1	1	1	1	1	-	1	-	3	-	-	9	-30.8%	▼	9
Contested Divorce	2014	12	23	28	21	22	16	18	22	21	14	16	9	222			222
	2015	22	21	26	18	19	17	15	16	19	14	13	23	223	0.5%	▲	223
Domestic and Family - Level 1	2014	7	8	17	13	10	8	10	12	10	10	6	7	118			118
	2015	8	8	8	4	9	3	8	11	8	6	9	7	89	-24.6%	▼	89
Domestic and Family - Level 2	2014	2	1	3	2	5	4	1	3	4	4	3	7	39			39
	2015	2	2	5	3	2	3	5	5	3	4	1	6	41	5.1%	▲	41
General Civil - Level 1	2014	-	-	-	-	-	1	1	1	-	1	-	1	5			5
	2015	-	-	-	1	1	-	-	-	2	2	-	-	6	20.0%	▲	6
General Civil - Level 2	2014	8	13	15	22	26	14	14	16	13	18	10	13	182			182
	2015	13	18	15	16	16	17	12	14	11	11	16	10	169	-7.1%	▼	169
General Civil - Level 3	2014	8	6	11	7	5	5	5	5	9	6	5	3	75			75
	2015	5	12	9	10	6	11	14	6	8	14	9	3	107	42.7%	▲	107
Miscellaneous	2014	236	181	187	176	128	141	133	140	164	169	150	183	1,988			1,988
	2015	198	180	203	144	135	124	163	184	155	155	209	385	2,235	12.4%	▲	2,235
Misdemeanor	2014	58	69	73	64	72	61	56	72	77	76	68	103	849			849
	2015	63	88	79	64	66	58	101	60	83	64	58	73	857	0.9%	▲	857
Non-Capital Felonies and Related Matters	2014	119	135	116	116	181	118	130	100	131	120	134	143	1,543			1,543
	2015	107	105	141	144	118	94	144	95	93	130	84	146	1,401	-9.2%	▼	1,401
Other	2014	8	4	5	3	8	6	3	-	3	7	6	9	62			62
	2015	7	6	5	5	8	10	10	6	7	9	6	1	80	29.0%	▲	80
Other Criminally Related Matters	2014	9	15	22	18	13	8	14	16	13	13	14	10	165			165
	2015	13	6	7	13	5	19	18	12	16	11	11	15	146	-11.5%	▼	146
Probates/Wills and Trusts - Level 1	2014	2	-	-	1	-	-	1	-	1	1	-	-	6			6
	2015	-	-	-	-	-	-	-	-	-	-	1	-	1	-83.3%	▼	1
Probates/Wills and Trusts - Level 2	2014	2	3	1	7	-	1	3	4	1	4	1	-	27			27
	2015	1	-	1	6	2	5	1	3	-	2	1	1	23	-14.8%	▼	23
Uncontested Divorce	2014	33	61	56	56	47	35	45	37	53	53	44	30	550			550
	2015	56	58	43	55	39	44	41	47	37	31	42	37	530	-3.6%	▼	530

Court: King George Circuit
Start/End Date: Jan-14 / Dec-15
2014 Average Month: 88
Jan-Dec 2014: 1,050
Filings Trending: ▼

Circuit/Court ID: 15
215099
Type of Case: Filings
2015 Average Month:76
Jan-Dec 2015 : 914
Overall AVG. Month: 82



Totals		
	2014	2015
Civil	225	217
Criminal	825	697
Total	1,050	914



Jan --- Dec Filings				
	2014	2015	% Change	Trending
Civil	225	217	-3.6%	▼
Criminal	825	697	-15.5%	▼
Total	1,050	914	-13.0%	▼

	Jan	Feb	Mar	Apr	May	Jun	Jul	Aug	Sep	Oct	Nov	Dec	Thru Dec	% Change	Trending	Total
2014	87	50	125	151	72	67	150	72	99	55	27	95	1,050			1,050
2015	51	43	176	35	75	88	83	39	95	79	55	95	914	-13.0%	▼	914

		Jan	Feb	Mar	Apr	May	Jun	Jul	Aug	Sep	Oct	Nov	Dec	Thru Dec	% Change	Trending	Total
Administrative Law	2014	-	-	-	-	1	1	-	-	-	-	-	-	2			2
Contested Divorce	2014	3	4	3	3	1	1	-	1	3	-	1	2	22			22
	2015	1	1	1	2	1	2	1	-	1	2	-	-	12	-45.5%	▼	12
Domestic and Family - Level 1	2014	1	2	1	2	-	-	-	2	2	2	-	1	13			13
	2015	3	3	2	1	-	-	1	5	5	1	6	-	27	107.7%	▲	27
Domestic and Family - Level 2	2014	-	1	-	1	2	-	-	2	1	1	-	-	8			8
	2015	-	1	-	1	-	1	-	-	-	-	5	-	8	0.0%	↔	8
General Civil - Level 1	2014	-	-	-	-	1	-	1	-	-	-	-	-	2			2
	2015	-	1	-	-	-	-	-	-	-	1	-	-	2	0.0%	↔	2
General Civil - Level 2	2014	3	1	4	5	2	6	4	6	5	2	5	2	45			45
	2015	2	2	2	4	4	1	2	1	-	6	3	2	29	-35.6%	▼	29
General Civil - Level 3	2014	-	2	1	-	1	-	2	5	4	2	2	1	20			20
	2015	-	2	4	2	1	8	4	2	2	3	2	1	31	55.0%	▲	31
Miscellaneous	2014	4	4	1	4	2	4	10	7	9	4	5	11	65			65
	2015	3	6	6	6	2	3	5	6	4	7	9	3	60	-7.7%	▼	60
Misdemeanor	2014	17	5	29	24	5	5	20	8	29	8	4	21	175			175
	2015	18	5	47	1	12	21	20	10	19	18	8	24	203	16.0%	▲	203
Non-Capital Felonies and Related Matters	2014	57	27	78	110	52	45	108	34	42	33	7	51	644			644
	2015	16	18	110	13	51	50	38	13	55	34	11	61	470	-27.0%	▼	470
Other	2014	-	-	-	-	-	-	-	-	1	-	-	-	1			1
	2015	-	-	-	-	1	-	1	-	1	1	-	-	4	300.0%	▲	4
Other Criminally Related Matters	2014	-	1	2	-	1	1	1	-	-	-	1	1	8			8
	2015	1	2	1	1	-	-	7	-	1	3	6	2	24	200.0%	▲	24
Probates/Wills and Trusts - Le	2015	-	-	-	-	-	1	-	-	-	-	-	-	1			1
Probates/Wills and Trusts - Level 2	2014	-	1	-	-	-	-	-	-	-	1	-	2	4			4
	2015	-	-	-	-	1	-	-	-	-	-	-	-	1	-75.0%	▼	1
Protective Orders	2014	-	-	-	-	-	-	1	-	-	-	-	-	1			1
	2015	1	-	-	-	-	-	-	-	-	-	-	-	1	0.0%	↔	1
Uncontested Divorce	2014	2	2	6	2	4	4	3	7	3	2	2	3	40			40
	2015	6	2	3	4	2	1	4	2	7	3	5	2	41	2.5%	▲	41

Court: Lancaster Circuit

Start/End Date: Jan-14 / Dec-15

2014 Average Month: 50

Jan-Dec 2014: 605

Filings Trending: ▲

Circuit/Court ID: 15

215103


Type of Case: Filings

2015 Average Month:63

Jan-Dec 2015 : 761

Overall AVG. Month: 57

Monthly Summary



Jan 14-Dec 15

Totals

	2014	2015
Civil	103	168
Criminal	294	344
Other	208	249
Total	605	761

Jan --- Dec Filings

605

2014

761

2015

Jan --- Dec Filings

	2014	2015	% Change	Trending
Civil	103	168	63.1%	▲
Criminal	294	344	17.0%	▲
Other	208	249	19.7%	▲
Total	605	761	25.8%	▲

	Jan	Feb	Mar	Apr	May	Jun	Jul	Aug	Sep	Oct	Nov	Dec	Thru Dec	% Change	Trending	Total
2014	55	55	57	38	30	46	53	123	40	39	39	30	605			605
2015	48	30	58	99	123	48	48	49	60	85	39	74	761	25.8%	▲	761

		Jan	Feb	Mar	Apr	May	Jun	Jul	Aug	Sep	Oct	Nov	Dec	Thru Dec	% Change	Trending	Total
Administrative Law	2015	-	-	-	-	-	-	-	1	-	-	-	-	1			1
Contested Divorce	2014	1	1	-	-	2	2	1	1	-	1	-	-	9			9
	2015	2	-	-	-	-	2	-	-	1	-	1	-	6	-33.3%	▼	6
Domestic and Family - Level 1	2014	-	-	-	1	-	-	-	-	-	-	-	-	1			1
	2015	-	-	-	-	1	-	15	2	3	1	-	-	22	2,100.0%	▲	22
Domestic and Family - Level 2	2014	-	-	2	-	-	-	-	-	1	-	-	-	3			3
	2015	-	-	-	-	-	-	-	-	1	-	-	1	2	-33.3%	▼	2
General Civil - Level 1	2014	-	-	-	-	1	-	1	-	1	-	-	-	3			3
General Civil - Level 2	2014	-	2	4	-	1	1	2	3	3	4	1	3	24			24
	2015	1	2	2	6	4	4	-	5	4	3	-	4	35	45.8%	▲	35
General Civil - Level 3	2014	-	1	1	1	2	-	1	1	1	-	-	1	9			9
	2015	6	-	2	1	-	2	-	1	-	1	3	3	19	111.1%	▲	19
Miscellaneous	2014	24	22	22	15	17	14	15	14	16	13	15	19	206			206
	2015	15	19	20	21	16	20	13	32	25	19	19	47	266	29.1%	▲	266
Misdemeanor	2014	5	-	1	6	-	3	5	11	4	1	7	3	46			46
	2015	2	3	4	2	8	2	2	1	4	6	3	3	40	-13.0%	▼	40
Non-Capital Felonies and Related Matters	2014	20	19	18	7	5	19	20	88	9	14	14	1	234			234
	2015	12	4	23	60	86	14	6	1	18	49	7	13	293	25.2%	▲	293
Other	2014	2	5	7	4	2	5	2	2	1	2	1	2	35			35
	2015	7	-	4	7	3	1	8	3	1	4	5	-	43	22.9%	▲	43
Other Criminally Related Matters	2014	1	2	2	2	-	-	2	1	4	-	-	-	14			14
	2015	-	1	2	-	4	1	1	1	-	1	-	-	11	-21.4%	▼	11
Probates/Wills and Trusts - Level 2	2014	-	1	-	-	-	-	2	-	-	-	-	-	3			3
	2015	-	-	-	-	1	-	-	-	-	1	-	-	2	-33.3%	▼	2
Uncontested Divorce	2014	2	2	-	2	-	2	2	2	-	4	1	1	18			18
	2015	3	1	1	2	-	2	3	2	3	-	1	3	21	16.7%	▲	21

Court: Northumberland Circuit

Start/End Date: Jan-14 / Dec-15

2014 Average Month: 54

Jan-Dec 2014: 650

Filings Trending: ▼

Circuit/Court ID: 15

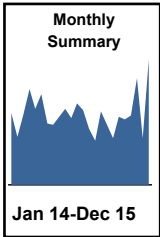
215133

Type of Case: Filings

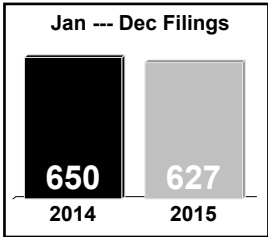
2015 Average Month:52

Jan-Dec 2015 : 627

Overall AVG. Month: 53



Totals		
	2014	2015
Civil	120	103
Criminal	273	264
Other	257	260
Total	650	627



Jan --- Dec Filings				
	2014	2015	% Change	Trending
Civil	120	103	-14.2%	▼
Criminal	273	264	-3.3%	▼
Other	257	260	1.2%	▲
Total	650	627	-3.5%	▼

	Jan	Feb	Mar	Apr	May	Jun	Jul	Aug	Sep	Oct	Nov	Dec	Thru Dec	% Change	Trending	Total
2014	54	36	53	72	57	68	46	45	51	57	50	61	650			650
2015	56	42	33	55	45	35	51	49	52	80	35	94	627	-3.5%	▼	627

		Jan	Feb	Mar	Apr	May	Jun	Jul	Aug	Sep	Oct	Nov	Dec	Thru Dec	% Change	Trending	Total
Contested Divorce	2014	1	2	-	4	1	1	2	1	-	1	-	-	13			13
	2015	-	-	2	-	1	3	1	1	-	2	2	2	14	7.7%	▲	14
Domestic and Family - Level 1	2014	1	-	-	-	1	1	-	-	3	-	-	-	6			6
	2015	1	-	-	1	-	1	-	1	-	1	-	1	6	0.0%	↔	6
Domestic and Family - Level 2	2014	1	-	1	1	1	-	1	-	-	-	1	1	7			7
	2015	-	-	1	-	-	1	-	-	-	1	-	-	3	-57.1%	▼	3
General Civil - Level 1	2014	-	-	-	-	-	-	-	-	-	-	-	1	1			1
	2015	-	1	-	-	-	-	-	-	-	-	-	-	1	0.0%	↔	1
General Civil - Level 2	2014	4	-	2	1	2	1	-	2	3	4	3	1	23			23
	2015	1	-	2	1	1	2	4	2	3	2	1	-	19	-17.4%	▼	19
General Civil - Level 3	2014	1	1	2	-	-	1	1	-	2	-	-	1	9			9
	2015	-	-	-	1	1	1	1	-	1	3	1	-	9	0.0%	↔	9
Miscellaneous	2014	24	27	31	35	18	28	20	17	18	26	17	24	285			285
	2015	17	26	22	16	15	10	24	30	25	25	24	50	284	-0.4%	▼	284
Misdemeanor	2014	6	-	3	7	2	7	2	14	5	7	3	7	63			63
	2015	17	3	2	4	5	1	1	-	2	10	3	4	52	-17.5%	▼	52
Non-Capital Felonies and Related Matters	2014	13	1	11	20	27	22	14	5	13	15	22	24	187			187
	2015	19	6	1	24	20	13	15	12	18	27	3	35	193	3.2%	▲	193
Other	2014	-	1	2	-	1	1	1	1	1	-	-	-	8			8
	2015	-	-	-	-	1	-	-	-	-	2	-	-	3	-62.5%	▼	3
Other Criminally Related Matters	2014	2	-	-	2	2	4	2	3	4	2	-	2	23			23
	2015	1	3	-	7	-	1	-	2	-	3	-	2	19	-17.4%	▼	19
Probates/Wills and Trusts - Level 2	2014	-	-	-	-	-	-	-	1	-	-	-	-	1			1
	2015	-	-	-	-	-	-	1	-	-	1	-	-	2	100.0%	▲	2
Uncontested Divorce	2014	1	4	1	2	2	2	3	1	2	2	4	-	24			24
	2015	-	3	3	1	1	2	4	1	3	3	1	-	22	-8.3%	▼	22

Court: Richmond County Circuit

Start/End Date: Jan-14 / Dec-15

2014 Average Month: 46

Jan-Dec 2014: 549

Filings Trending: ▼

Circuit/Court ID: 15

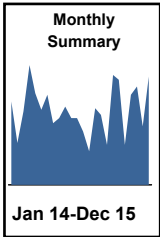
215159

Type of Case: Filings

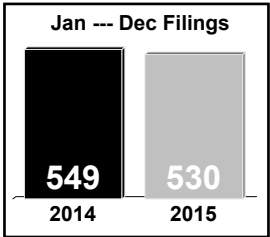
2015 Average Month:44

Jan-Dec 2015 : 530

Overall AVG. Month: 45



Totals		
	2014	2015
Civil	76	76
Criminal	183	175
Other	290	279
Total	549	530



Jan --- Dec Filings				
	2014	2015	% Change	Trending
Civil	76	76	-	↔
Criminal	183	175	-4.4%	▼
Other	290	279	-3.8%	▼
Total	549	530	-3.5%	▼

	Jan	Feb	Mar	Apr	May	Jun	Jul	Aug	Sep	Oct	Nov	Dec	Thru Dec	% Change	Trending	Total
2014	50	25	44	72	55	45	54	37	40	47	40	40	549			549
2015	32	20	46	42	24	66	63	24	54	59	35	65	530	-3.5%	▼	530

		Jan	Feb	Mar	Apr	May	Jun	Jul	Aug	Sep	Oct	Nov	Dec	Thru Dec	% Change	Trending	Total
Administrative Law	2014	-	-	-	-	1	-	-	-	-	-	-	-	1			1
	2015	-	1	-	-	-	-	-	-	1	-	-	-	2	100.0%	▲	2
Capital Murder	2015	-	-	-	-	-	-	1	-	-	-	-	-	1			1
	2014	1	-	-	1	-	-	-	-	1	1	1	-	5			5
Contested Divorce	2015	1	-	1	-	1	-	1	-	-	-	-	-	4	-20.0%	▼	4
	2014	-	-	-	1	2	-	-	-	-	-	-	-	3			3
Domestic and Family - Level 1	2015	-	-	-	-	1	-	1	-	1	2	-	-	5	66.7%	▲	5
	2014	-	-	-	-	1	-	-	-	-	-	-	-	1			1
Domestic and Family - Level 2	2015	-	-	-	1	-	-	-	-	-	-	-	-	1	0.0%	↔	1
	2014	1	-	-	-	-	-	-	-	-	-	-	-	1			1
General Civil - Level 1	2015	-	-	-	-	-	-	-	-	-	-	-	-	1	0.0%	↔	1
	2014	2	1	2	3	-	1	2	2	1	-	-	2	16			16
General Civil - Level 2	2015	-	-	2	-	-	2	4	2	1	1	1	1	14	-12.5%	▼	14
	2014	-	2	-	2	-	-	2	-	1	-	1	-	8			8
General Civil - Level 3	2015	1	-	-	1	1	-	1	1	-	3	-	2	10	25.0%	▲	10
	2014	11	14	13	18	17	9	12	11	9	13	10	8	145			145
Miscellaneous	2015	9	7	11	6	8	13	11	6	6	14	13	29	133	-8.3%	▼	133
	2014	4	-	2	5	5	2	7	2	5	9	-	2	43			43
Misdemeanor	2015	2	-	3	7	-	4	10	5	3	8	3	4	49	14.0%	▲	49
	2014	15	3	5	19	16	14	4	12	8	13	6	9	124			124
Non-Capital Felonies and Related Matters	2015	9	1	4	14	7	9	8	1	27	14	8	4	106	-14.5%	▼	106
	2014	15	4	22	21	9	19	21	5	13	9	17	16	171			171
Other	2015	9	7	21	9	6	37	18	7	15	13	6	21	169	-1.2%	▼	169
	2014	-	-	-	2	4	-	5	-	1	1	2	2	17			17
Other Criminally Related Matters	2015	-	2	2	2	-	-	5	2	-	1	3	3	20	17.6%	▲	20
	2014	-	-	-	-	-	-	-	-	-	-	2	-	2			2
Probates/Wills and Trusts - Le	2015	-	-	-	-	-	-	-	-	-	-	1	-	1			1
	2014	1	1	-	-	-	-	1	5	1	1	1	1	12			12
Uncontested Divorce	2015	1	2	2	2	-	1	3	-	-	3	-	-	14	16.7%	▲	14

Court: Spotsylvania Circuit

Start/End Date: Jan-14 / Dec-15

2014 Average Month: 481

Jan-Dec 2014: 5,777

Filings Trending: ▲

Circuit/Court ID: 15

215177


Type of Case: Filings

2015 Average Month:514

Jan-Dec 2015 : 6,163

Overall AVG. Month: 498

Monthly Summary



Jan 14-Dec 15

Totals

	2014	2015
Civil	1,565	1,528
Criminal	1,987	2,006
Other	2,225	2,629
Total	5,777	6,163

Jan --- Dec Filings

5,777

2014

6,163

2015

Jan --- Dec Filings

	2014	2015	% Change	Trending
Civil	1,565	1,528	-2.4%	▼
Criminal	1,987	2,006	1.0%	▲
Other	2,225	2,629	18.2%	▲
Total	5,777	6,163	6.7%	▲

	Jan	Feb	Mar	Apr	May	Jun	Jul	Aug	Sep	Oct	Nov	Dec	Thru Dec	% Change	Trending	Total
2014	544	515	614	542	497	414	408	396	484	477	384	502	5,777			5,777
2015	471	472	540	475	431	483	522	460	622	462	421	804	6,163	6.7%	▲	6,163

		Jan	Feb	Mar	Apr	May	Jun	Jul	Aug	Sep	Oct	Nov	Dec	Thru Dec	% Change	Trending	Total
Administrative Law	2014	-	-	-	-	-	-	-	-	2	1	-	1	4			4
	2015	1	-	2	-	-	-	-	1	2	1	2	-	9	125.0%	▲	9
Contested Divorce	2014	13	8	11	9	9	5	13	15	5	6	3	6	103			103
	2015	6	7	9	11	14	9	6	5	6	6	9	6	94	-8.7%	▼	94
Domestic and Family - Level 1	2014	16	10	31	28	26	14	19	26	33	8	19	31	261			261
	2015	12	6	14	12	20	16	14	18	15	20	39	49	235	-10.0%	▼	235
Domestic and Family - Level 2	2014	6	5	3	3	15	11	3	10	2	12	2	4	76			76
	2015	9	2	3	16	2	1	3	3	12	4	1	3	59	-22.4%	▼	59
General Civil - Level 1	2014	1	-	-	-	3	-	1	4	-	2	1	1	13			13
	2015	3	1	-	2	-	1	-	2	-	2	-	1	12	-7.7%	▼	12
General Civil - Level 2	2014	26	16	23	24	22	19	28	17	28	18	15	24	260			260
	2015	18	17	19	24	15	20	19	12	11	18	7	21	201	-22.7%	▼	201
General Civil - Level 3	2014	7	12	10	7	11	7	12	10	9	14	3	6	108			108
	2015	10	9	8	9	4	6	6	10	9	13	11	8	103	-4.6%	▼	103
Miscellaneous	2014	263	253	308	223	215	147	165	188	201	218	164	195	2,540			2,540
	2015	195	208	244	216	204	205	243	233	195	209	242	494	2,888	13.7%	▲	2,888
Misdemeanor	2014	27	43	35	40	38	43	30	21	25	32	17	42	393			393
	2015	38	33	30	31	35	21	54	36	47	30	34	31	420	6.9%	▲	420
Non-Capital Felonies and Related Matters	2014	131	135	153	147	119	132	86	72	148	121	117	150	1,511			1,511
	2015	145	140	157	100	91	170	123	93	158	104	38	156	1,475	-2.4%	▼	1,475
Other	2014	13	11	12	17	10	6	8	2	6	10	11	5	111			111
	2015	8	9	10	14	10	8	17	6	127	23	3	5	240	116.2%	▲	240
Other Criminally Related Matters	2014	4	3	1	6	11	7	12	6	5	7	11	12	85			85
	2015	2	13	10	14	6	8	11	14	10	6	8	12	114	34.1%	▲	114
Probates/Wills and Trusts - Level 1	2014	1	1	-	2	-	-	-	-	1	-	1	-	6			6
	2015	2	1	-	-	-	-	-	-	-	-	-	-	3	-50.0%	▼	3
Probates/Wills and Trusts - Level 2	2014	4	1	3	8	5	4	6	4	3	2	2	2	44			44
	2015	4	2	5	3	4	2	2	2	5	5	4	1	39	-11.4%	▼	39
Protective Orders	2015	-	-	3	-	-	-	-	-	-	-	-	-	3			3
Uncontested Divorce	2014	32	17	24	28	13	19	25	21	16	26	18	23	262			262
	2015	18	24	26	23	26	16	24	25	25	21	23	17	268	2.3%	▲	268

Court: Stafford Circuit

Start/End Date: Jan-14 / Dec-15

2014 Average Month: 679

Jan-Dec 2014: 8,150

Filings Trending: ▲

Circuit/Court ID: 15

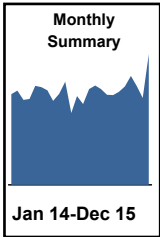
215179

Type of Case: Filings

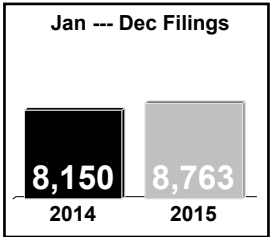
2015 Average Month:730

Jan-Dec 2015 : 8,763

Overall AVG. Month: 705



Totals		
	2014	2015
Civil	1,685	1,827
Criminal	4,374	4,365
Other	2,091	2,571
Total	8,150	8,763



Jan --- Dec Filings				
	2014	2015	% Change	Trending
Civil	1,685	1,827	8.4%	▲
Criminal	4,374	4,365	-	↔
Other	2,091	2,571	23.0%	▲
Total	8,150	8,763	7.5%	▲

		Jan	Feb	Mar	Apr	May	Jun	Jul	Aug	Sep	Oct	Nov	Dec	Thru Dec	% Change	Trending	Total
2014		680	708	638	644	743	733	709	631	683	774	540	667	8,150			8,150
2015		607	719	745	718	676	674	697	739	817	739	651	981	8,763	7.5%	▲	8,763

		Jan	Feb	Mar	Apr	May	Jun	Jul	Aug	Sep	Oct	Nov	Dec	Thru Dec	% Change	Trending	Total
Administrative Law	2014	-	-	-	4	3	1	-	5	4	2	-	1	20			20
	2015	1	-	5	1	-	3	2	1	1	2	1	1	18	-10.0%	▼	18
Capital Murder	2014	-	-	-	-	-	-	-	-	1	-	-	-	1			1
	2015	2	-	-	-	-	-	-	-	-	-	-	2	4	300.0%	▲	4
Contested Divorce	2014	8	7	13	13	10	19	14	18	26	19	17	17	181			181
	2015	16	17	25	25	27	14	15	26	26	25	19	19	254	40.3%	▲	254
Domestic and Family - Level 1	2014	3	2	10	7	3	11	4	5	16	3	4	15	83			83
	2015	6	12	11	5	22	13	3	7	7	5	8	10	109	31.3%	▲	109
Domestic and Family - Level 2	2014	6	1	3	3	4	4	7	4	5	3	1	6	47			47
	2015	2	5	3	4	4	4	12	3	6	2	6	5	56	19.1%	▲	56
General Civil - Level 1	2014	2	1	1	1	-	1	1	-	1	1	-	3	12			12
	2015	-	1	1	-	1	3	1	1	-	1	1	5	15	25.0%	▲	15
General Civil - Level 2	2014	25	13	16	21	19	19	16	16	26	23	17	15	226			226
	2015	16	20	11	18	21	19	18	20	13	14	9	9	188	-16.8%	▼	188
General Civil - Level 3	2014	5	16	7	8	8	8	4	11	7	17	9	8	108			108
	2015	6	4	7	10	5	11	6	3	10	6	8	14	90	-16.7%	▼	90
Miscellaneous	2014	249	234	242	201	232	178	215	218	231	232	188	231	2,651			2,651
	2015	218	201	303	217	188	200	242	255	210	248	279	517	3,078	16.1%	▲	3,078
Misdemeanor	2014	109	80	80	113	80	67	85	53	67	108	72	109	1,023			1,023
	2015	61	79	77	116	91	84	106	98	137	126	80	111	1,166	14.0%	▲	1,166
Non-Capital Felonies and Related Matters	2014	236	309	228	225	346	375	302	243	213	300	195	205	3,177			3,177
	2015	222	311	240	249	260	246	211	269	354	238	165	221	2,986	-6.0%	▼	2,986
Other	2014	1	-	-	-	-	-	2	1	1	-	2	-	7			7
	2015	1	-	-	-	-	-	2	2	1	-	1	-	7	0.0%	↔	7
Other Criminally Related Matters	2014	11	15	12	14	11	22	12	10	23	21	7	21	179			179
	2015	15	17	10	20	16	18	22	11	19	14	29	27	218	21.8%	▲	218
Probates/Wills and Trusts - Level 1	2014	-	-	-	-	1	-	-	-	-	-	-	1	2			2
	2015	1	-	-	-	-	-	-	1	-	-	-	-	2	0.0%	↔	2
Probates/Wills and Trusts - Level 2	2014	2	3	1	2	3	4	2	2	2	2	3	2	28			28
	2015	4	5	6	1	4	4	5	1	3	6	-	4	43	53.6%	▲	43
Uncontested Divorce	2014	23	27	25	32	23	24	45	45	60	43	25	33	405			405
	2015	36	47	46	52	37	55	52	41	30	52	45	36	529	30.6%	▲	529

Court: Westmoreland Circuit

Start/End Date: Jan-14 / Dec-15

2014 Average Month: 71

Jan-Dec 2014: 851

Filings Trending: ▲

Circuit/Court ID: 15

215193


Type of Case: Filings

2015 Average Month:87

Jan-Dec 2015 : 1,049

Overall AVG. Month: 79

Monthly Summary

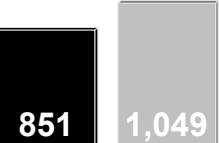


Jan 14-Dec 15

Totals

	2014	2015
Civil	131	137
Criminal	484	655
Other	236	257
Total	851	1,049

Jan --- Dec Filings



851 2014 1,049 2015

Jan --- Dec Filings

	2014	2015	% Change	Trending
Civil	131	137	4.6%	▲
Criminal	484	655	35.3%	▲
Other	236	257	8.9%	▲
Total	851	1,049	23.3%	▲

	Jan	Feb	Mar	Apr	May	Jun	Jul	Aug	Sep	Oct	Nov	Dec	Thru Dec	% Change	Trending	Total
2014	85	46	87	65	59	69	134	42	54	94	60	56	851			851
2015	96	42	61	161	95	59	129	54	116	91	44	101	1,049	23.3%	▲	1,049

		Jan	Feb	Mar	Apr	May	Jun	Jul	Aug	Sep	Oct	Nov	Dec	Thru Dec	% Change	Trending	Total
Administrative Law	2015	-	-	-	-	-	1	-	-	-	-	-	-	1			1
Contested Divorce	2014	-	-	1	1	-	1	-	1	2	-	-	-	6			6
	2015	2	1	-	1	1	-	3	1	-	1	-	-	10	66.7%	▲	10
Domestic and Family - Level 1	2014	-	-	-	-	1	-	-	-	1	1	6	-	9			9
	2015	-	-	2	-	-	-	-	2	2	-	2	-	8	-11.1%	▼	8
Domestic and Family - Level 2	2014	1	1	2	1	-	-	2	-	-	-	1	1	9			9
	2015	-	-	-	-	1	-	1	-	-	-	1	-	3	-66.7%	▼	3
General Civil - Level 1	2014	-	-	-	-	-	-	-	-	-	-	1	-	1			1
	2015	-	-	-	-	-	-	-	-	-	1	1	1	3	200.0%	▲	3
General Civil - Level 2	2014	1	3	-	2	1	2	4	1	1	3	-	-	18			18
	2015	4	-	3	4	4	1	2	1	3	1	-	2	25	38.9%	▲	25
General Civil - Level 3	2014	3	-	1	1	2	2	-	3	-	-	8	1	21			21
	2015	1	1	-	4	2	3	-	-	1	2	5	-	19	-9.5%	▼	19
Miscellaneous	2014	32	23	37	32	24	24	20	18	25	17	15	13	280			280
	2015	22	24	27	21	20	25	30	24	24	19	23	36	295	5.4%	▲	295
Misdemeanor	2014	9	10	4	8	3	12	32	9	5	12	8	9	121			121
	2015	15	-	7	40	9	4	5	14	11	10	4	9	128	5.8%	▲	128
Non-Capital Felonies and Related Matters	2014	28	9	35	19	22	24	68	8	16	52	7	22	310			310
	2015	47	10	9	75	45	15	81	12	71	52	6	21	444	43.2%	▲	444
Other	2014	-	-	-	-	-	-	1	-	-	-	-	-	1			1
	2015	-	-	1	-	1	4	1	-	1	-	-	-	8	700.0%	▲	8
Other Criminally Related Matters	2014	9	-	5	-	2	1	7	-	3	9	12	6	54			54
	2015	4	6	9	12	7	5	3	-	2	5	-	30	83	53.7%	▲	83
Probates/Wills and Trusts - Level 1	2014	-	-	-	-	-	-	-	-	-	-	-	-	1			1
	2015	-	-	-	2	1	-	-	-	-	-	-	-	3	200.0%	▲	3
Probates/Wills and Trusts - Level 2	2014	-	-	1	-	-	-	-	1	-	-	-	-	3			3
	2015	-	-	1	-	1	1	1	-	-	-	1	2	7	133.3%	▲	7
Uncontested Divorce	2014	2	-	1	1	4	3	-	1	1	-	2	2	17			17
	2015	1	-	2	2	3	-	2	-	1	-	1	-	12	-29.4%	▼	12

Court: Fredericksburg Circuit

Start/End Date: Jan-14 / Dec-15

2014 Average Month: 287

Jan-Dec 2014: 3,443

Filings Trending: ▼

Circuit/Court ID: 15

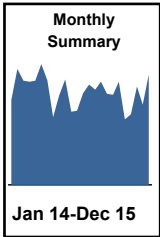
215630

Type of Case: Filings

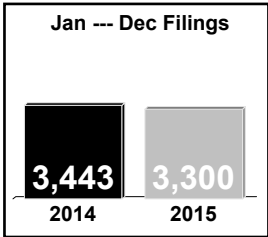
2015 Average Month: 275

Jan-Dec 2015 : 3,300

Overall AVG. Month: 281



Totals		
	2014	2015
Civil	790	784
Criminal	2,435	2,233
Other	218	283
Total	3,443	3,300



Jan --- Dec Filings				
	2014	2015	% Change	Trending
Civil	790	784	-0.8%	▼
Criminal	2,435	2,233	-8.3%	▼
Other	218	283	29.8%	▲
Total	3,443	3,300	-4.2%	▼

	Jan	Feb	Mar	Apr	May	Jun	Jul	Aug	Sep	Oct	Nov	Dec	Thru Dec	% Change	Trending	Total
2014	255	348	313	310	313	362	314	203	268	316	219	222	3,443			3,443
2015	275	301	286	310	273	270	310	196	212	295	241	331	3,300	-4.2%	▼	3,300

		Jan	Feb	Mar	Apr	May	Jun	Jul	Aug	Sep	Oct	Nov	Dec	Thru Dec	% Change	Trending	Total
Administrative Law	2014	-	-	-	-	3	-	-	-	-	1	1	-	5			5
	2015	1	-	-	-	-	-	1	1	-	2	1	-	6	20.0%	▲	6
Contested Divorce	2014	11	11	11	8	12	11	2	1	1	5	3	1	77			77
	2015	6	8	4	7	5	9	5	4	4	7	2	2	63	-18.2%	▼	63
Domestic and Family - Level 1	2014	6	9	1	2	4	6	6	1	3	13	1	2	54			54
	2015	6	10	7	20	2	11	5	10	9	9	7	25	121	124.1%	▲	121
Domestic and Family - Level 2	2014	-	1	1	9	4	6	1	1	43	17	14	1	98			98
	2015	1	2	10	2	-	1	1	1	23	38	13	-	92	-6.1%	▼	92
General Civil - Level 1	2014	4	-	1	2	-	2	2	-	-	2	2	-	15			15
	2015	-	-	-	1	1	1	3	2	-	1	2	-	11	-26.7%	▼	11
General Civil - Level 2	2014	6	7	12	6	12	10	-	5	11	8	6	7	90			90
	2015	5	2	5	13	11	17	7	6	13	12	8	10	109	21.1%	▲	109
General Civil - Level 3	2014	-	2	2	6	6	2	4	3	4	7	3	6	45			45
	2015	7	3	2	-	2	12	7	4	1	2	8	9	57	26.7%	▲	57
Miscellaneous	2014	43	36	39	40	34	22	32	27	32	44	23	19	391			391
	2015	34	26	36	33	34	38	44	30	42	40	46	58	461	17.9%	▲	461
Misdemeanor	2014	57	63	44	46	37	50	54	37	48	45	46	42	569			569
	2015	42	74	33	41	61	40	50	43	30	49	43	42	548	-3.7%	▼	548
Non-Capital Felonies and Related Matters	2014	99	176	163	147	178	203	198	114	107	154	111	123	1,773			1,773
	2015	156	143	161	177	137	124	174	79	80	111	95	171	1,608	-9.3%	▼	1,608
Other	2014	2	1	-	3	3	3	1	2	2	2	2	2	23			23
	2015	5	3	3	3	4	-	1	2	1	7	1	-	30	30.4%	▲	30
Other Criminally Related Matters	2014	3	11	3	7	2	25	10	8	8	9	1	7	94			94
	2015	6	5	9	5	11	5	9	5	6	9	2	6	78	-17.0%	▼	78
Probates/Wills and Trusts - Level 2	2014	1	1	1	-	-	1	3	-	1	-	-	-	8			8
	2015	-	-	1	-	-	1	-	1	-	1	1	-	5	-37.5%	▼	5
Protective Orders	2015	-	2	-	-	-	-	-	-	-	-	-	-	2			2
Uncontested Divorce	2014	23	30	35	34	18	21	1	4	8	9	6	12	201			201
	2015	6	23	15	8	5	11	3	8	3	7	12	8	109	-45.8%	▼	109

Court: Albemarle Circuit

Start/End Date: Jan-14 / Dec-15

2014 Average Month: 345

Jan-Dec 2014: 4,138

Filings Trending: ▼

Circuit/Court ID: 16

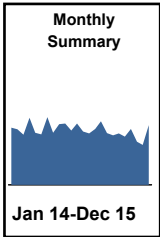
216003

Type of Case: Filings

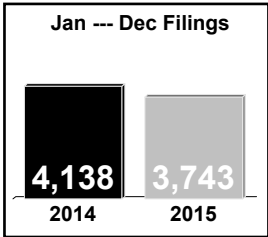
2015 Average Month:312

Jan-Dec 2015 : 3,743

Overall AVG. Month: 328



Totals		
	2014	2015
Civil	1,928	1,730
Criminal	1,147	972
Other	1,063	1,041
Total	4,138	3,743



Jan --- Dec Filings				
	2014	2015	% Change	Trending
Civil	1,928	1,730	-10.3%	▼
Criminal	1,147	972	-15.3%	▼
Other	1,063	1,041	-2.1%	▼
Total	4,138	3,743	-9.5%	▼

	Jan	Feb	Mar	Apr	May	Jun	Jul	Aug	Sep	Oct	Nov	Dec	Thru Dec	% Change	Trending	Total
2014	343	333	300	403	312	303	407	312	365	367	325	368	4,138			4,138
2015	320	308	336	382	311	296	309	289	335	259	240	358	3,743	-9.5%	▼	3,743

		Jan	Feb	Mar	Apr	May	Jun	Jul	Aug	Sep	Oct	Nov	Dec	Thru Dec	% Change	Trending	Total
Administrative Law	2014	-	-	-	-	-	-	-	-	1	-	-	1	2			2
	2015	-	1	1	2	-	1	-	-	1	-	-	-	6	200.0%	▲	6
Capital Murder	2014	-	-	-	1	-	-	-	-	-	-	-	-	1			1
	2015	-	-	-	1	-	-	-	-	-	-	-	-	1	0.0%	↔	1
Contested Divorce	2014	3	6	6	5	4	4	7	10	6	5	6	4	66			66
	2015	11	3	7	5	3	9	1	5	6	4	7	6	67	1.5%	▲	67
Domestic and Family - Level 1	2014	3	5	3	2	1	-	8	11	8	12	4	6	63			63
	2015	10	3	11	23	15	5	2	1	12	5	3	7	97	54.0%	▲	97
Domestic and Family - Level 2	2014	2	4	5	6	-	4	4	4	3	1	2	6	41			41
	2015	6	2	3	4	7	4	5	2	5	7	5	2	52	26.8%	▲	52
General Civil - Level 1	2014	-	-	-	1	2	3	5	2	1	3	5	1	23			23
	2015	-	1	6	3	3	-	1	2	2	3	1	1	23	0.0%	↔	23
General Civil - Level 2	2014	27	40	23	39	45	40	74	53	44	26	55	44	510			510
	2015	34	46	43	38	39	22	26	32	25	19	20	16	360	-29.4%	▼	360
General Civil - Level 3	2014	17	13	7	3	7	15	10	2	4	8	4	9	99			99
	2015	3	-	8	11	10	5	9	4	5	5	5	7	72	-27.3%	▼	72
Miscellaneous	2014	175	154	162	181	117	104	181	137	174	174	150	171	1,880			1,880
	2015	136	131	180	146	138	155	174	146	139	123	133	220	1,821	-3.1%	▼	1,821
Misdemeanor	2014	13	31	14	18	12	10	17	21	24	21	15	35	231			231
	2015	9	22	10	11	14	20	11	17	29	16	9	27	195	-15.6%	▼	195
Non-Capital Felonies and Related Matters	2014	86	53	50	118	102	93	68	51	70	80	48	66	885			885
	2015	83	71	42	115	61	51	53	55	79	56	37	59	762	-13.9%	▼	762
Other	2014	2	2	2	6	3	3	9	6	6	6	9	3	57			57
	2015	4	4	6	5	8	4	4	6	3	3	3	1	51	-10.5%	▼	51
Other Criminally Related Matters	2014	1	-	5	4	4	4	4	-	3	3	2	3	33			33
	2015	1	-	2	-	3	2	2	-	2	3	2	-	17	-48.5%	▼	17
Probates/Wills and Trusts - Level 1	2014	1	-	-	-	-	-	-	-	-	-	1	-	2			2
	2015	-	-	-	-	-	-	-	1	1	-	-	-	2	0.0%	↔	2
Probates/Wills and Trusts - Level 2	2014	1	3	-	3	1	2	3	2	4	6	3	4	32			32
	2015	6	7	3	2	3	4	2	3	6	2	2	3	43	34.4%	▲	43
Protective Orders	2014	2	2	1	1	1	-	-	-	-	-	1	-	8			8
	2015	-	-	-	-	-	-	-	1	-	-	1	-	2	-75.0%	▼	2
Uncontested Divorce	2014	10	20	22	15	13	21	17	13	17	22	20	15	205			205
	2015	17	17	14	16	7	14	19	14	20	13	12	9	172	-16.1%	▼	172

Court: Culpeper Circuit

Start/End Date: Jan-14 / Dec-15

2014 Average Month: 203

Jan-Dec 2014: 2,436

Filings Trending: ↔

Circuit/Court ID: 16

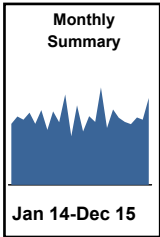
216047

Type of Case: Filings

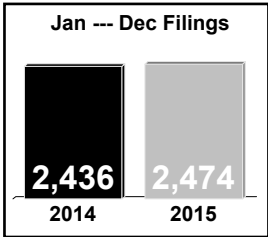
2015 Average Month:206

Jan-Dec 2015 : 2,474

Overall AVG. Month: 205



Totals		
	2014	2015
Civil	689	691
Criminal	985	985
Other	762	798
Total	2,436	2,474



Jan --- Dec Filings				
	2014	2015	% Change	Trending
Civil	689	691	-	↔
Criminal	985	985	-	↔
Other	762	798	4.7%	▲
Total	2,436	2,474	1.6%	▲

	Jan	Feb	Mar	Apr	May	Jun	Jul	Aug	Sep	Oct	Nov	Dec	Thru Dec	% Change	Trending	Total
2014	183	205	195	217	183	224	165	220	188	271	146	239	2,436			2,436
2015	160	206	189	292	171	226	201	189	182	202	195	261	2,474	1.6%	▲	2,474

		Jan	Feb	Mar	Apr	May	Jun	Jul	Aug	Sep	Oct	Nov	Dec	Thru Dec	% Change	Trending	Total
Administrative Law	2014	-	1	-	-	-	-	-	-	-	-	-	1	2			2
	2015	-	-	-	2	-	1	-	-	-	-	-	-	3	50.0%	▲	3
Contested Divorce	2014	6	5	3	3	8	5	3	3	5	10	3	2	56			56
	2015	1	5	6	8	2	4	2	4	4	2	3	2	43	-23.2%	▼	43
Domestic and Family - Level 1	2014	4	3	3	8	4	-	5	6	9	24	6	15	87			87
	2015	6	3	18	10	14	9	12	12	6	3	5	7	105	20.7%	▲	105
Domestic and Family - Level 2	2014	-	1	6	5	4	5	2	2	6	1	-	7	39			39
	2015	4	2	3	8	3	6	1	3	2	1	5	1	39	0.0%	↔	39
General Civil - Level 1	2014	-	-	1	-	1	-	-	-	-	1	1	1	5			5
	2015	-	-	-	-	-	-	1	-	-	1	-	-	2	-60.0%	▼	2
General Civil - Level 2	2014	4	2	7	4	6	3	7	9	5	11	7	3	68			68
	2015	6	11	9	8	12	5	14	12	5	9	4	7	102	50.0%	▲	102
General Civil - Level 3	2014	18	5	8	6	5	8	4	12	5	11	5	5	92			92
	2015	2	4	9	7	4	6	8	3	7	11	8	3	72	-21.7%	▼	72
Miscellaneous	2014	82	95	98	98	67	79	68	87	72	78	54	77	955			955
	2015	76	73	74	56	76	81	76	77	66	86	78	155	974	2.0%	▲	974
Misdemeanor	2014	15	20	16	25	12	17	17	25	18	31	16	40	252			252
	2015	4	33	18	38	11	40	13	30	18	21	24	27	277	9.9%	▲	277
Non-Capital Felonies and Related Matters	2014	41	57	37	53	63	95	46	56	49	87	44	72	700			700
	2015	47	59	35	139	34	55	53	37	56	52	53	47	667	-4.7%	▼	667
Other	2014	1	-	1	2	-	-	-	-	1	-	1	1	7			7
	2015	1	-	1	1	-	4	3	-	-	-	3	2	15	114.3%	▲	15
Other Criminally Related Matters	2014	-	4	1	1	-	-	2	7	6	4	2	7	34			34
	2015	3	3	1	3	2	3	4	6	8	6	2	3	44	29.4%	▲	44
Probates/Wills and Trusts - Level 1	2014	-	-	1	-	-	1	-	-	-	-	1	-	3			3
	2015	-	-	-	-	-	-	1	-	-	-	1	-	2	-33.3%	▼	2
Probates/Wills and Trusts - Level 2	2014	-	-	4	4	2	2	1	-	1	1	-	-	15			15
	2015	-	-	-	1	2	-	2	-	1	1	2	-	9	-40.0%	▼	9
Uncontested Divorce	2014	12	12	9	8	11	9	10	13	11	12	6	8	121			121
	2015	10	13	15	11	11	12	11	5	9	9	7	7	120	-0.8%	▼	120

Court: Fluvanna Circuit

Start/End Date: Jan-14 / Dec-15

2014 Average Month: 108

Jan-Dec 2014: 1,297

Filings Trending: ▼

Circuit/Court ID: 16

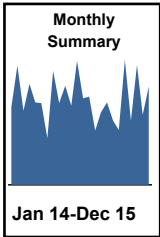
216065

Type of Case: Filings

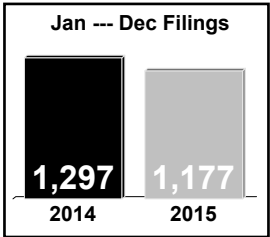
2015 Average Month:98

Jan-Dec 2015 : 1,177

Overall AVG. Month: 103



Totals		
	2014	2015
Civil	334	314
Criminal	494	385
Other	469	478
Total	1,297	1,177



Jan --- Dec Filings				
	2014	2015	% Change	Trending
Civil	334	314	-6.0%	▼
Criminal	494	385	-22.1%	▼
Other	469	478	1.9%	▲
Total	1,297	1,177	-9.3%	▼

	Jan	Feb	Mar	Apr	May	Jun	Jul	Aug	Sep	Oct	Nov	Dec	Thru Dec	% Change	Trending	Total
2014	93	143	89	121	99	98	56	137	98	119	95	149	1,297			1,297
2015	104	106	65	87	99	77	66	150	77	144	84	118	1,177	-9.3%	▼	1,177

		Jan	Feb	Mar	Apr	May	Jun	Jul	Aug	Sep	Oct	Nov	Dec	Thru Dec	% Change	Trending	Total
Administrative Law	2015	-	-	2	-	-	-	-	-	-	-	-	-	2			2
Contested Divorce	2014	1	1	-	1	2	2	1	2	2	3	2	2	19			19
	2015	1	1	3	-	2	-	2	1	1	1	1	2	15	-21.1%	▼	15
Domestic and Family - Level 1	2014	4	1	1	-	5	8	1	15	1	1	9	1	47			47
	2015	4	5	-	4	2	8	2	-	3	4	9	-	41	-12.8%	▼	41
Domestic and Family - Level 2	2014	2	1	1	1	13	2	-	3	2	2	-	-	27			27
	2015	-	-	1	5	2	1	-	2	2	1	2	-	16	-40.7%	▼	16
General Civil - Level 1	2014	-	1	-	1	-	-	-	-	-	-	-	-	2			2
	2015	-	-	-	-	-	-	-	-	-	-	-	2	2	0.0%	↔	2
General Civil - Level 2	2014	7	3	3	3	5	3	4	4	2	4	3	2	43			43
	2015	3	3	1	3	3	2	3	3	5	7	4	5	42	-2.3%	▼	42
General Civil - Level 3	2014	1	2	4	2	1	1	1	-	2	3	1	1	19			19
	2015	1	1	2	3	6	1	-	2	1	4	1	2	24	26.3%	▲	24
Miscellaneous	2014	52	46	54	49	38	41	26	45	49	45	55	91	591			591
	2015	40	44	42	34	52	33	43	60	50	51	42	85	576	-2.5%	▼	576
Misdemeanor	2014	7	22	12	19	11	7	8	14	13	15	8	21	157			157
	2015	18	14	1	14	10	11	4	9	6	25	2	7	121	-22.9%	▼	121
Non-Capital Felonies and Related Matters	2014	11	57	11	34	13	19	10	46	10	29	10	20	270			270
	2015	21	30	2	9	16	14	6	54	4	44	14	8	222	-17.8%	▼	222
Other	2015	-	1	1	-	-	1	-	-	-	-	-	-	3			3
Other Criminally Related Matters	2014	5	3	-	6	6	7	2	4	14	13	2	7	69			69
	2015	10	3	2	4	1	1	3	11	1	1	5	-	42	-39.1%	▼	42
Probates/Wills and Trusts - Level 2	2014	1	-	-	1	-	1	-	-	1	1	-	-	5			5
	2015	-	1	1	-	-	-	-	-	2	1	-	-	5	0.0%	↔	5
Protective Orders	2015	-	-	-	-	-	1	-	-	-	-	-	-	1			1
Uncontested Divorce	2014	2	6	3	4	5	7	3	4	2	3	5	4	48			48
	2015	6	3	7	11	5	4	3	8	2	5	4	7	65	35.4%	▲	65

Court: Goochland Circuit

Start/End Date: Jan-14 / Dec-15

2014 Average Month: 78

Jan-Dec 2014: 931

Filings Trending: ▲

Circuit/Court ID: 16

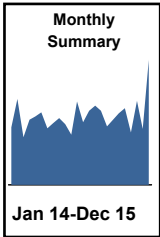
216075

Type of Case: Filings

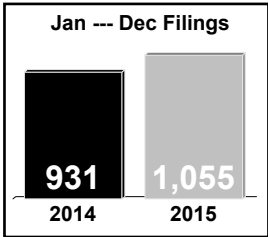
2015 Average Month:88

Jan-Dec 2015 : 1,055

Overall AVG. Month: 83



Totals		
	2014	2015
Civil	183	250
Criminal	340	260
Other	408	545
Total	931	1,055



Jan --- Dec Filings				
	2014	2015	% Change	Trending
Civil	183	250	36.6%	▲
Criminal	340	260	-23.5%	▼
Other	408	545	33.6%	▲
Total	931	1,055	13.3%	▲

	Jan	Feb	Mar	Apr	May	Jun	Jul	Aug	Sep	Oct	Nov	Dec	Thru Dec	% Change	Trending	Total
2014	69	103	57	78	82	87	68	74	80	73	60	100	931			931
2015	75	89	95	89	70	78	86	92	63	101	67	150	1,055	13.3%	▲	1,055

		Jan	Feb	Mar	Apr	May	Jun	Jul	Aug	Sep	Oct	Nov	Dec	Thru Dec	% Change	Trending	Total
Administrative Law	2015	-	1	-	1	-	-	-	-	-	-	-	-	2			2
Contested Divorce	2014	1	2	-	1	2	1	2	-	1	1	1	-	12			12
	2015	-	2	1	2	3	4	2	-	1	3	-	1	19	58.3%	▲	19
Domestic and Family - Level 1	2014	2	-	1	-	-	-	2	-	3	-	-	-	8			8
	2015	4	1	-	3	2	-	-	1	1	3	2	1	18	125.0%	▲	18
Domestic and Family - Level 2	2014	1	2	1	-	2	-	-	-	1	1	2	-	10			10
	2015	-	2	1	1	1	-	2	1	1	1	-	-	10	0.0%	↔	10
General Civil - Level 1	2015	1	-	-	-	-	-	1	-	-	-	-	-	2			2
General Civil - Level 2	2014	2	-	2	6	5	2	6	2	4	4	2	1	36			36
	2015	6	2	10	1	-	3	5	5	8	3	2	1	46	27.8%	▲	46
General Civil - Level 3	2014	2	-	-	-	1	2	2	1	2	1	2	1	14			14
	2015	3	3	3	3	2	1	3	2	1	10	2	4	37	164.3%	▲	37
Miscellaneous	2014	53	41	36	42	44	36	29	26	38	43	32	37	457			457
	2015	43	50	48	49	40	40	42	45	38	55	40	121	611	33.7%	▲	611
Misdemeanor	2014	3	16	9	8	16	17	12	16	5	6	6	24	138			138
	2015	10	9	15	7	6	13	14	5	1	6	9	13	108	-21.7%	▼	108
Non-Capital Felonies and Related Matters	2014	1	32	1	18	7	20	7	19	15	8	4	27	159			159
	2015	6	5	7	17	8	5	9	22	3	10	10	7	109	-31.4%	▼	109
Other	2014	-	1	2	-	1	2	2	1	-	1	1	-	11			11
	2015	-	1	1	-	1	1	1	1	1	1	1	-	9	-18.2%	▼	9
Other Criminally Related Matters	2014	-	4	1	-	1	6	3	3	8	5	7	5	43			43
	2015	1	7	3	2	5	2	5	7	4	4	1	2	43	0.0%	↔	43
Probates/Wills and Trusts - Level 1	2014	-	-	-	-	-	-	1	-	-	-	-	-	1			1
	2015	-	1	-	-	-	-	-	-	-	-	-	-	1	0.0%	↔	1
Probates/Wills and Trusts - Level 2	2014	-	-	-	-	-	1	1	1	1	-	1	-	5			5
	2015	1	-	1	1	-	1	-	-	-	-	-	-	4	-20.0%	▼	4
Uncontested Divorce	2014	4	5	4	3	3	-	1	5	2	3	2	5	37			37
	2015	-	5	5	2	2	8	2	3	4	5	-	-	36	-2.7%	▼	36

Court: Greene Circuit

Start/End Date: Jan-14 / Dec-15

2014 Average Month: 93

Jan-Dec 2014: 1,117

Filings Trending: ▼

Circuit/Court ID: 16

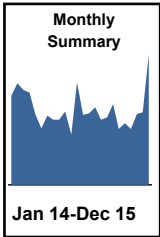
216079

Type of Case: Filings

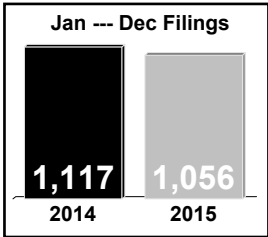
2015 Average Month:88

Jan-Dec 2015 : 1,056

Overall AVG. Month: 91



	Totals	
	2014	2015
Civil	184	210
Criminal	300	282
Other	633	564
Total	1,117	1,056



	Jan --- Dec Filings			
	2014	2015	% Change	Trending
Civil	184	210	14.1%	▲
Criminal	300	282	-6.0%	▼
Other	633	564	-10.9%	▼
Total	1,117	1,056	-5.5%	▼

	Jan	Feb	Mar	Apr	May	Jun	Jul	Aug	Sep	Oct	Nov	Dec	Thru Dec	% Change	Trending	Total
2014	107	122	114	111	85	68	83	78	78	88	60	123	1,117			1,117
2015	84	86	93	78	81	97	67	74	67	85	87	157	1,056	-5.5%	▼	1,056

		Jan	Feb	Mar	Apr	May	Jun	Jul	Aug	Sep	Oct	Nov	Dec	Thru Dec	% Change	Trending	Total
Administrative Law	2014	-	-	-	-	-	-	-	-	-	-	1	1	2			2
Contested Divorce	2014	-	1	-	3	-	2	4	2	1	1	-	2	16			16
	2015	-	1	2	1	-	1	2	1	-	1	1	-	10	-37.5%	▼	10
Domestic and Family - Level 1	2014	-	2	1	-	-	-	-	-	-	2	-	1	6			6
	2015	2	-	1	-	5	2	1	1	4	-	-	1	17	183.3%	▲	17
Domestic and Family - Level 2	2014	2	2	1	-	-	-	-	-	-	-	2	1	8			8
	2015	1	-	2	-	-	-	1	-	-	1	-	-	5	-37.5%	▼	5
General Civil - Level 1	2015	-	1	-	-	-	-	-	-	-	-	-	-	1			1
General Civil - Level 2	2014	2	1	1	3	2	2	4	1	1	-	5	1	23			23
	2015	5	2	4	1	-	5	1	1	2	3	1	2	27	17.4%	▲	27
General Civil - Level 3	2014	1	-	1	-	8	-	-	-	2	1	-	2	15			15
	2015	-	2	2	1	8	3	-	1	2	-	1	2	22	46.7%	▲	22
Miscellaneous	2014	54	94	72	56	50	38	40	40	53	54	33	55	639			639
	2015	43	44	41	43	42	57	37	50	44	51	46	121	619	-3.1%	▼	619
Misdemeanor	2014	7	7	7	20	3	4	6	8	6	8	2	7	85			85
	2015	5	6	4	4	1	5	2	8	2	11	1	9	58	-31.8%	▼	58
Non-Capital Felonies and Related Matters	2014	29	3	27	15	15	13	18	15	6	16	9	39	205			205
	2015	15	21	25	26	13	20	18	6	6	14	30	17	211	2.9%	▲	211
Other	2014	6	8	2	6	5	5	6	8	3	4	2	7	62			62
	2015	8	5	1	-	3	1	2	-	4	-	-	-	24	-61.3%	▼	24
Other Criminally Related Matters	2014	1	1	2	2	-	1	1	-	1	-	1	-	10			10
	2015	1	-	-	-	1	-	2	2	1	2	1	4	14	40.0%	▲	14
Probates/Wills and Trusts - Level 2	2014	1	-	-	1	-	-	-	-	3	-	-	-	5			5
	2015	-	-	3	-	-	2	-	2	2	-	-	-	9	80.0%	▲	9
Uncontested Divorce	2014	4	3	-	5	2	3	4	4	2	2	5	7	41			41
	2015	4	4	8	2	8	1	1	2	-	2	6	1	39	-4.9%	▼	39

Court: Louisa Circuit

Start/End Date: Jan-14 / Dec-15

2014 Average Month: 173

Jan-Dec 2014: 2,079

Filings Trending: ▲

Circuit/Court ID: 16

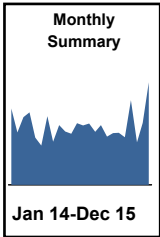
216109

Type of Case: Filings

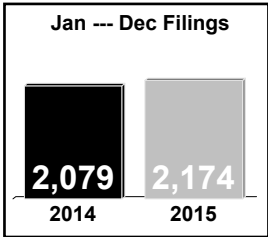
2015 Average Month:181

Jan-Dec 2015 : 2,174

Overall AVG. Month: 177



Totals		
	2014	2015
Civil	368	435
Criminal	780	857
Other	931	882
Total	2,079	2,174



Jan --- Dec Filings				
	2014	2015	% Change	Trending
Civil	368	435	18.2%	▲
Criminal	780	857	9.9%	▲
Other	931	882	-5.3%	▼
Total	2,079	2,174	4.6%	▲

	Jan	Feb	Mar	Apr	May	Jun	Jul	Aug	Sep	Oct	Nov	Dec	Thru Dec	% Change	Trending	Total
2014	229	157	203	218	142	118	206	129	179	160	153	185	2,079			2,079
2015	178	184	159	179	145	155	156	143	254	127	186	308	2,174	4.6%	▲	2,174

		Jan	Feb	Mar	Apr	May	Jun	Jul	Aug	Sep	Oct	Nov	Dec	Thru Dec	% Change	Trending	Total
Administrative Law	2014	-	-	-	-	-	1	-	-	1	-	-	-	2			2
	2015	1	-	1	-	1	-	2	-	-	-	-	1	6	200.0%	▲	6
Contested Divorce	2014	1	9	1	4	2	1	1	4	3	1	3	4	34			34
	2015	1	2	1	4	1	1	2	4	3	4	2	1	26	-23.5%	▼	26
Domestic and Family - Level 1	2014	-	5	-	1	-	-	4	4	2	4	-	1	21			21
	2015	-	8	-	3	-	2	1	11	-	3	-	13	41	95.2%	▲	41
Domestic and Family - Level 2	2014	1	4	1	3	4	2	-	1	3	-	2	4	25			25
	2015	-	4	-	1	-	-	2	1	-	-	3	1	12	-52.0%	▼	12
General Civil - Level 1	2014	-	1	-	-	1	-	-	-	-	-	-	1	3			3
	2015	3	1	-	-	-	1	-	-	-	-	-	-	5	66.7%	▲	5
General Civil - Level 2	2014	11	5	3	4	3	11	5	7	8	1	5	3	66			66
	2015	7	5	4	6	4	5	7	8	7	7	13	7	80	21.2%	▲	80
General Civil - Level 3	2014	2	5	1	2	2	3	2	7	2	2	2	1	31			31
	2015	2	1	1	9	5	4	5	2	2	7	4	9	51	64.5%	▲	51
Miscellaneous	2014	94	71	77	76	62	41	64	61	74	69	49	84	822			822
	2015	56	54	73	45	53	49	40	42	61	55	61	129	718	-12.7%	▼	718
Misdemeanor	2014	30	12	16	22	9	8	25	6	19	22	11	11	191			191
	2015	25	20	21	17	21	24	27	8	15	15	19	27	239	25.1%	▲	239
Non-Capital Felonies and Related Matters	2014	55	17	73	78	32	13	75	19	47	21	54	53	537			537
	2015	56	62	22	67	25	35	34	43	151	13	64	8	580	8.0%	▲	580
Other	2014	25	16	14	16	18	24	19	9	13	29	19	12	214			214
	2015	20	22	21	15	21	24	21	15	6	14	16	102	297	38.8%	▲	297
Other Criminally Related Matters	2014	7	5	7	6	2	5	3	-	5	5	5	3	53			53
	2015	3	3	5	5	4	5	8	3	3	-	1	1	41	-22.6%	▼	41
Probates/Wills and Trusts - Level 1	2014	-	-	-	-	-	-	1	1	-	1	-	-	3			3
	2015	-	1	-	-	-	-	-	-	-	1	-	-	2	-33.3%	▼	2
Probates/Wills and Trusts - Level 2	2014	-	-	-	1	2	-	-	-	1	-	-	3	7			7
	2015	1	-	-	2	3	-	-	-	-	-	-	1	7	0.0%	↔	7
Uncontested Divorce	2014	3	7	10	5	5	9	7	10	1	5	3	5	70			70
	2015	3	1	10	5	7	5	7	6	6	8	3	8	69	-1.4%	▼	69

Court: Madison Circuit

Start/End Date: Jan-14 / Dec-15

2014 Average Month: 62

Jan-Dec 2014: 741

Filings Trending: ↔

Circuit/Court ID: 16

216113


Type of Case: Filings

2015 Average Month:62

Jan-Dec 2015 : 745

Overall AVG. Month: 62

Monthly Summary



Jan 14-Dec 15

Totals

	2014	2015
Civil	133	165
Criminal	203	181
Other	405	399
Total	741	745

Jan --- Dec Filings

741

2014

745

2015

Jan --- Dec Filings

	2014	2015	% Change	Trending
Civil	133	165	24.1%	▲
Criminal	203	181	-10.8%	▼
Other	405	399	-1.5%	▼
Total	741	745	0.5%	▲

	Jan	Feb	Mar	Apr	May	Jun	Jul	Aug	Sep	Oct	Nov	Dec	Thru Dec	% Change	Trending	Total
2014	75	73	87	74	63	45	54	22	63	79	62	44	741			741
2015	40	70	62	66	40	53	66	55	54	93	34	112	745	0.5%	▲	745

		Jan	Feb	Mar	Apr	May	Jun	Jul	Aug	Sep	Oct	Nov	Dec	Thru Dec	% Change	Trending	Total
Contested Divorce	2014	1	3	-	2	-	1	2	2	-	-	1	2	14			14
	2015	-	1	1	2	1	1	2	-	-	1	1	-	10	-28.6%	▼	10
Domestic and Family - Level 1	2014	-	-	-	-	-	2	-	1	-	4	2	2	11			11
	2015	-	2	2	4	-	6	1	3	-	2	-	1	21	90.9%	▲	21
Domestic and Family - Level 2	2014	1	-	-	1	-	-	1	1	-	-	-	1	5			5
	2015	1	1	3	-	1	-	-	1	-	-	-	-	7	40.0%	▲	7
General Civil - Level 1	2014	-	-	-	-	-	-	-	-	-	-	-	1	1			1
General Civil - Level 2	2014	1	-	-	2	2	1	3	1	-	2	2	1	15			15
	2015	-	1	3	3	-	4	3	3	1	-	2	-	20	33.3%	▲	20
General Civil - Level 3	2014	-	1	-	1	1	4	-	1	1	1	-	1	11			11
	2015	-	1	1	3	6	1	1	-	1	3	1	-	18	63.6%	▲	18
Miscellaneous	2014	50	31	50	42	27	22	30	7	38	28	25	14	364			364
	2015	26	25	23	23	16	14	31	15	34	35	22	35	299	-17.9%	▼	299
Misdemeanor	2014	2	7	1	4	3	1	3	-	-	8	4	10	43			43
	2015	2	10	8	6	3	5	3	10	3	8	1	-	59	37.2%	▲	59
Non-Capital Felonies and Related Matters	2014	11	11	27	8	17	6	4	6	6	23	20	6	145			145
	2015	2	9	3	12	5	14	5	7	3	30	2	17	109	-24.8%	▼	109
Other	2014	8	16	9	7	4	6	5	2	13	8	7	3	88			88
	2015	8	15	16	6	5	7	17	13	9	12	4	56	168	90.9%	▲	168
Other Criminally Related Matters	2014	-	2	-	1	5	-	2	-	-	3	-	2	15			15
	2015	-	4	-	1	-	1	1	1	3	1	-	1	13	-13.3%	▼	13
Probates/Wills and Trusts - Le	2014	-	-	-	-	-	-	-	-	-	-	-	1	1			1
Probates/Wills and Trusts - Level 2	2014	-	-	-	1	-	-	-	1	-	1	-	-	3			3
	2015	-	-	-	-	1	-	-	2	-	-	-	-	3	0.0%	↔	3
Uncontested Divorce	2014	1	2	-	5	4	2	4	-	5	1	1	-	25			25
	2015	1	1	2	6	2	-	2	-	-	1	1	2	18	-28.0%	▼	18

Court: Orange Circuit

Start/End Date: Jan-14 / Dec-15

2014 Average Month: 167

Jan-Dec 2014: 2,009

Filings Trending: ▼

Circuit/Court ID: 16

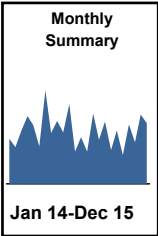
216137

Type of Case: Filings

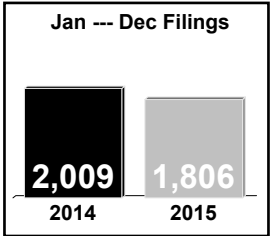
2015 Average Month:151

Jan-Dec 2015 : 1,806

Overall AVG. Month: 159



Totals		
	2014	2015
Civil	416	386
Criminal	920	780
Other	673	640
Total	2,009	1,806



Jan --- Dec Filings				
	2014	2015	% Change	Trending
Civil	416	386	-7.2%	▼
Criminal	920	780	-15.2%	▼
Other	673	640	-4.9%	▼
Total	2,009	1,806	-10.1%	▼

	Jan	Feb	Mar	Apr	May	Jun	Jul	Aug	Sep	Oct	Nov	Dec	Thru Dec	% Change	Trending	Total
2014	135	110	160	203	176	112	281	152	189	154	240	97	2,009			2,009
2015	140	97	211	132	187	101	160	86	178	124	208	182	1,806	-10.1%	▼	1,806

		Jan	Feb	Mar	Apr	May	Jun	Jul	Aug	Sep	Oct	Nov	Dec	Thru Dec	% Change	Trending	Total
Administrative Law	2014	-	1	1	1	-	-	-	-	-	-	-	-	3			3
	2015	-	1	-	-	1	-	-	-	-	-	2	-	4	33.3%	▲	4
Contested Divorce	2014	-	2	3	2	-	3	3	2	6	2	1	2	26			26
	2015	3	3	6	5	4	3	5	4	3	2	3	3	44	69.2%	▲	44
Domestic and Family - Level 1	2014	2	4	-	4	1	2	1	3	-	3	-	-	20			20
	2015	4	4	1	5	-	1	6	-	4	-	7	1	33	65.0%	▲	33
Domestic and Family - Level 2	2014	2	2	3	3	4	5	3	2	2	2	1	-	29			29
	2015	2	-	2	4	1	3	2	1	1	-	3	-	19	-34.5%	▼	19
General Civil - Level 1	2014	-	-	-	1	-	-	2	-	-	-	-	-	3			3
	2015	-	-	-	-	-	-	1	1	1	-	1	-	4	33.3%	▲	4
General Civil - Level 2	2014	2	2	4	3	8	4	8	5	4	4	3	4	51			51
	2015	5	3	5	4	6	4	8	3	3	5	9	9	64	25.5%	▲	64
General Civil - Level 3	2014	2	8	15	5	4	4	13	8	4	7	5	-	75			75
	2015	2	5	7	1	3	-	3	3	4	2	1	2	33	-56.0%	▼	33
Miscellaneous	2014	64	67	85	85	61	50	63	65	69	60	47	54	770			770
	2015	45	48	60	51	42	61	52	46	61	65	76	119	726	-5.7%	▼	726
Misdemeanor	2014	7	3	8	11	20	7	24	3	25	19	39	2	168			168
	2015	13	1	24	12	22	4	22	8	30	3	24	7	170	1.2%	▲	170
Non-Capital Felonies and Related Matters	2014	39	14	33	76	68	28	149	50	63	42	133	24	719			719
	2015	60	24	96	42	98	12	41	14	57	29	70	23	566	-21.3%	▼	566
Other	2014	2	-	1	-	1	5	2	4	3	5	2	2	27			27
	2015	-	2	2	1	1	5	1	2	4	8	3	2	31	14.8%	▲	31
Other Criminally Related Matters	2014	3	-	-	4	1	1	8	1	8	4	2	5	37			37
	2015	-	3	3	-	5	-	12	-	5	4	6	8	46	24.3%	▲	46
Probates/Wills and Trusts - Level 2	2014	1	-	1	-	2	-	-	2	1	1	1	-	9			9
	2015	-	-	-	1	-	1	-	2	-	1	-	1	6	-33.3%	▼	6
Uncontested Divorce	2014	11	7	6	8	6	3	5	7	4	5	6	4	72			72
	2015	6	3	5	6	4	7	7	2	5	5	3	7	60	-16.7%	▼	60

Court: Charlottesville Circuit

Start/End Date: Jan-14 / Dec-15

2014 Average Month: 122

Jan-Dec 2014: 1,460

Filings Trending: ▲

Circuit/Court ID: 16

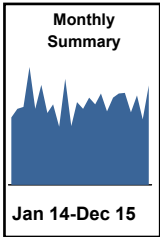
216540

Type of Case: Filings

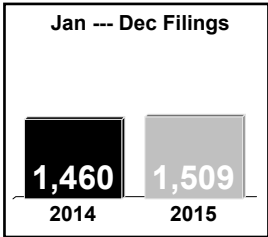
2015 Average Month:126

Jan-Dec 2015 : 1,509

Overall AVG. Month: 124



Totals		
	2014	2015
Civil	380	414
Criminal	920	915
Other	160	180
Total	1,460	1,509



Jan --- Dec Filings				
	2014	2015	% Change	Trending
Civil	380	414	8.9%	▲
Criminal	920	915	-0.5%	▼
Other	160	180	12.5%	▲
Total	1,460	1,509	3.4%	▲

	Jan	Feb	Mar	Apr	May	Jun	Jul	Aug	Sep	Oct	Nov	Dec	Thru Dec	% Change	Trending	Total
2014	101	114	117	177	114	150	108	121	87	159	88	124	1,460			1,460
2015	114	131	121	137	110	131	137	138	109	134	98	149	1,509	3.4%	▲	1,509

		Jan	Feb	Mar	Apr	May	Jun	Jul	Aug	Sep	Oct	Nov	Dec	Thru Dec	% Change	Trending	Total
Administrative Law	2014	-	1	-	-	1	-	-	1	-	-	-	-	3			3
	2015	-	-	-	1	3	1	1	-	-	1	1	-	8	166.7%	▲	8
Capital Murder	2015	-	-	-	-	-	1	-	-	-	-	-	-	1			1
	2014	1	2	1	2	-	3	1	-	2	1	1	2	16			16
Contested Divorce	2015	1	1	5	2	2	2	2	2	1	-	2	3	23	43.8%	▲	23
	2014	4	-	6	2	-	4	-	1	1	-	1	-	19			19
Domestic and Family - Level 1	2015	4	3	2	4	1	6	3	-	2	4	2	5	36	89.5%	▲	36
	2014	1	3	3	1	1	2	5	-	2	2	3	5	28			28
Domestic and Family - Level 2	2015	3	2	1	1	1	2	1	3	2	3	-	3	22	-21.4%	▼	22
	2014	-	-	2	-	1	-	-	2	1	1	1	-	8			8
General Civil - Level 1	2015	1	2	-	2	-	-	2	2	-	3	-	1	13	62.5%	▲	13
	2014	11	7	11	11	7	5	11	8	11	11	11	8	112			112
General Civil - Level 2	2015	6	15	12	6	8	7	4	5	5	14	5	6	93	-17.0%	▼	93
	2014	6	12	4	6	4	4	8	4	9	9	4	7	77			77
General Civil - Level 3	2015	5	7	5	4	5	4	5	3	5	4	3	3	53	-31.2%	▼	53
	2014	18	18	25	23	23	25	15	18	16	25	12	23	241			241
Miscellaneous	2015	26	21	20	20	20	18	28	27	28	18	21	40	287	19.1%	▲	287
	2014	16	8	7	20	17	12	9	12	17	33	12	19	182			182
Misdemeanor	2015	14	22	4	14	16	27	18	20	14	7	18	23	197	8.2%	▲	197
	2014	40	62	53	105	51	90	50	71	25	71	36	50	704			704
Non-Capital Felonies and Related Matters	2015	47	54	64	76	51	52	61	62	45	70	41	56	679	-3.6%	▼	679
	2014	-	-	-	-	-	-	-	1	-	-	-	-	1			1
Other	2015	-	-	-	-	-	-	1	-	-	-	-	-	1	0.0%	↔	1
	2014	3	1	3	5	5	2	4	1	1	2	4	5	36			36
Other Criminally Related Matters	2015	3	3	2	1	2	3	6	6	2	6	1	4	39	8.3%	▲	39
	2015	1	-	-	-	-	-	-	-	-	1	-	-	2			2
Probates/Wills and Trusts - Le	2014	-	-	1	1	2	1	-	-	1	-	-	2	8			8
	2015	-	1	1	-	-	5	-	1	-	1	2	1	12	50.0%	▲	12
Probates/Wills and Trusts - Level 2	2014	1	-	1	1	2	2	5	2	1	4	3	3	25			25
	2015	3	-	5	6	1	3	5	7	5	2	2	4	43	72.0%	▲	43
Uncontested Divorce	2014	1	-	1	1	2	2	5	2	1	4	3	3	25			25
	2015	3	-	5	6	1	3	5	7	5	2	2	4	43	72.0%	▲	43

Court: Arlington Circuit

Start/End Date: Jan-14 / Dec-15

2014 Average Month: 752

Jan-Dec 2014: 9,028

Filings Trending: ▲

Circuit/Court ID: 17

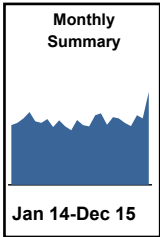
217013

Type of Case: Filings

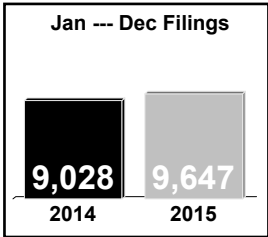
2015 Average Month:804

Jan-Dec 2015 : 9,647

Overall AVG. Month: 778



Totals		
	2014	2015
Civil	2,319	2,408
Criminal	4,246	4,264
Other	2,463	2,975
Total	9,028	9,647



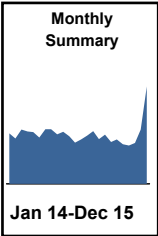
Jan --- Dec Filings				
	2014	2015	% Change	Trending
Civil	2,319	2,408	3.8%	▲
Criminal	4,246	4,264	-	↔
Other	2,463	2,975	20.8%	▲
Total	9,028	9,647	6.9%	▲

		Jan	Feb	Mar	Apr	May	Jun	Jul	Aug	Sep	Oct	Nov	Dec	Thru Dec	% Change	Trending	Total
2014		718	744	797	875	763	743	789	692	773	701	656	777	9,028			9,028
2015		716	703	837	858	721	814	798	744	707	837	796	1,116	9,647	6.9%	▲	9,647

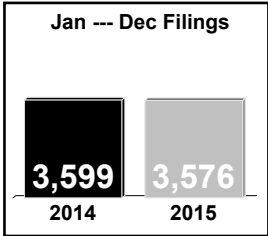
		Jan	Feb	Mar	Apr	May	Jun	Jul	Aug	Sep	Oct	Nov	Dec	Thru Dec	% Change	Trending	Total
Administrative Law	2014	-	1	-	2	-	1	1	-	-	-	1	1	7			7
	2015	1	-	2	-	-	2	1	1	-	1	2	-	10	42.9%	▲	10
Contested Divorce	2014	10	11	15	9	10	13	11	8	10	13	8	7	125			125
	2015	14	8	18	30	13	24	20	16	21	18	18	21	221	76.8%	▲	221
Domestic and Family - Level 1	2014	2	6	2	5	6	4	9	6	16	14	7	6	83			83
	2015	8	11	7	10	6	4	7	22	15	3	9	15	117	41.0%	▲	117
Domestic and Family - Level 2	2014	5	8	6	7	8	10	2	5	9	10	10	7	87			87
	2015	6	9	7	9	5	10	2	7	5	7	12	10	89	2.3%	▲	89
General Civil - Level 1	2014	2	1	-	-	3	1	1	2	1	2	-	2	15			15
	2015	1	2	5	2	2	2	2	-	4	2	-	3	25	66.7%	▲	25
General Civil - Level 2	2014	36	38	32	47	31	34	33	28	42	45	25	38	429			429
	2015	39	23	37	34	43	41	38	38	35	36	36	41	441	2.8%	▲	441
General Civil - Level 3	2014	10	7	12	8	9	21	14	8	8	12	7	10	126			126
	2015	8	9	17	7	14	9	12	12	8	15	9	8	128	1.6%	▲	128
Miscellaneous	2014	159	144	169	158	143	144	153	159	155	156	137	125	1,802			1,802
	2015	160	148	130	161	131	142	163	159	148	151	178	274	1,945	7.9%	▲	1,945
Misdemeanor	2014	50	74	70	72	91	41	46	70	58	35	57	50	714			714
	2015	45	51	71	60	56	53	40	43	38	56	71	70	654	-8.4%	▼	654
Non-Capital Felonies and Related Matters	2014	202	219	275	290	254	210	236	215	206	184	225	209	2,725			2,725
	2015	187	193	238	297	220	253	257	242	217	282	223	277	2,886	5.9%	▲	2,886
Other	2014	130	115	133	181	133	176	119	116	132	126	105	162	1,628			1,628
	2015	124	174	150	155	128	190	178	108	146	144	153	296	1,946	19.5%	▲	1,946
Other Criminally Related Matters	2014	72	80	27	54	41	49	131	38	97	68	44	119	820			820
	2015	86	49	114	43	66	47	40	59	37	78	50	72	741	-9.6%	▼	741
Probates/Wills and Trusts - Level 1	2014	2	4	2	2	-	3	3	1	2	1	-	3	23			23
	2015	-	1	2	2	6	2	4	2	2	1	1	1	24	4.3%	▲	24
Probates/Wills and Trusts - Level 2	2014	10	6	7	9	9	13	8	9	6	10	9	5	101			101
	2015	8	5	11	13	9	7	5	8	7	9	8	9	99	-2.0%	▼	99
Protective Orders	2014	-	1	2	-	-	-	-	-	-	-	-	-	3			3
Uncontested Divorce	2014	28	29	45	31	25	23	22	27	31	25	21	33	340			340
	2015	29	20	28	35	22	28	29	27	24	34	26	19	321	-5.6%	▼	321

Court: Fauquier Circuit
Start/End Date: Jan-14 / Dec-15
2014 Average Month: 300
Jan-Dec 2014: 3,599
Filings Trending: ↔

Circuit/Court ID: 20
220061
Type of Case: Filings
2015 Average Month:298
Jan-Dec 2015 : 3,576
Overall AVG. Month: 299



Totals		
	2014	2015
Civil	831	791
Criminal	1,224	959
Other	1,544	1,826
Total	3,599	3,576



Jan --- Dec Filings				
	2014	2015	% Change	Trending
Civil	831	791	-4.8%	▼
Criminal	1,224	959	-21.7%	▼
Other	1,544	1,826	18.3%	▲
Total	3,599	3,576	-0.6%	▼

		Jan	Feb	Mar	Apr	May	Jun	Jul	Aug	Sep	Oct	Nov	Dec	Thru Dec	% Change	Trending	Total
2014		302	271	326	314	311	278	327	328	296	313	286	247	3,599			3,599
2015		266	290	317	269	295	250	267	238	229	245	326	584	3,576	-0.6%	▼	3,576

		Jan	Feb	Mar	Apr	May	Jun	Jul	Aug	Sep	Oct	Nov	Dec	Thru Dec	% Change	Trending	Total
Administrative Law	2014	1	-	1	-	1	-	1	1	-	-	-	-	5			5
	2015	-	-	-	-	-	-	-	2	-	-	-	1	3	-40.0%	▼	3
Contested Divorce	2014	9	6	7	7	9	3	11	3	2	6	3	7	73			73
	2015	5	7	3	4	5	7	2	3	8	4	4	4	56	-23.3%	▼	56
Domestic and Family - Level 1	2014	1	2	3	8	2	4	2	3	3	2	2	1	33			33
	2015	3	3	-	-	5	7	8	1	2	6	4	-	39	18.2%	▲	39
Domestic and Family - Level 2	2014	2	2	1	1	3	1	4	2	1	1	5	4	27			27
	2015	1	3	5	3	4	2	3	3	2	-	2	4	32	18.5%	▲	32
General Civil - Level 1	2014	-	2	-	2	1	1	-	1	1	-	2	-	10			10
	2015	1	-	2	2	1	1	-	1	-	-	-	1	9	-10.0%	▼	9
General Civil - Level 2	2014	12	5	9	17	17	17	10	10	13	11	6	10	137			137
	2015	7	15	20	11	14	14	12	11	11	11	8	10	144	5.1%	▲	144
General Civil - Level 3	2014	2	5	9	3	6	5	8	10	4	9	4	4	69			69
	2015	1	3	1	7	6	2	3	4	1	5	7	7	47	-31.9%	▼	47
Miscellaneous	2014	149	111	151	133	107	100	102	85	107	141	101	104	1,391			1,391
	2015	104	127	129	109	106	110	106	115	102	100	137	253	1,498	7.7%	▲	1,498
Misdemeanor	2014	16	25	27	26	24	16	31	15	19	24	43	31	297			297
	2015	14	22	17	14	33	17	19	13	12	23	33	25	242	-18.5%	▼	242
Non-Capital Felonies and Related Matters	2014	67	56	62	53	83	65	91	127	75	54	84	44	861			861
	2015	90	53	80	65	67	24	52	39	38	46	81	32	667	-22.5%	▼	667
Other	2014	30	38	31	44	31	53	46	48	51	42	22	26	462			462
	2015	25	38	39	41	35	54	40	32	40	32	28	229	633	37.0%	▲	633
Other Criminally Related Matters	2014	3	4	8	7	8	4	8	6	5	10	3	2	68			68
	2015	7	1	4	2	5	4	5	3	2	6	9	3	51	-25.0%	▼	51
Probates/Wills and Trusts - Level 1	2014	-	1	-	1	-	-	-	-	-	-	-	-	2			2
	2015	-	-	1	1	-	-	-	-	-	-	-	-	2	0.0%	↔	2
Probates/Wills and Trusts - Level 2	2014	-	1	1	2	1	-	1	2	-	3	-	1	12			12
	2015	2	4	-	5	1	2	1	-	-	2	-	-	17	41.7%	▲	17
Protective Orders	2014	1	-	-	-	1	-	1	2	-	1	-	1	7			7
	2015	1	1	1	-	-	1	2	1	1	1	1	-	10	42.9%	▲	10
Uncontested Divorce	2014	9	13	16	10	17	9	11	13	15	9	11	12	145			145
	2015	5	13	15	5	13	5	14	10	10	9	12	15	126	-13.1%	▼	126

Court: Loudoun Circuit

Start/End Date: Jan-14 / Dec-15

2014 Average Month: 808

Jan-Dec 2014: 9,692

Filings Trending: ▲

Circuit/Court ID: 20

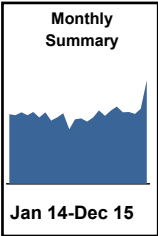
220107

Type of Case: Filings

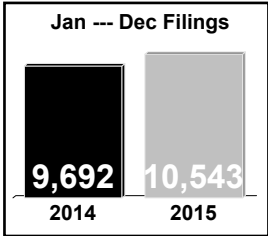
2015 Average Month:879

Jan-Dec 2015 : 10,543

Overall AVG. Month: 843



Totals		
	2014	2015
Civil	4,112	4,425
Criminal	2,507	2,541
Other	3,073	3,577
Total	9,692	10,543



Jan --- Dec Filings				
	2014	2015	% Change	Trending
Civil	4,112	4,425	7.6%	▲
Criminal	2,507	2,541	1.4%	▲
Other	3,073	3,577	16.4%	▲
Total	9,692	10,543	8.8%	▲

	Jan	Feb	Mar	Apr	May	Jun	Jul	Aug	Sep	Oct	Nov	Dec	Thru Dec	% Change	Trending	Total
2014	837	823	858	826	862	796	860	758	798	846	655	773	9,692			9,692
2015	785	748	797	883	816	880	928	859	863	841	900	1,243	10,543	8.8%	▲	10,543

		Jan	Feb	Mar	Apr	May	Jun	Jul	Aug	Sep	Oct	Nov	Dec	Thru Dec	% Change	Trending	Total
Administrative Law	2014	2	1	-	1	-	1	2	2	2	4	1	2	18			18
	2015	8	3	4	1	1	5	6	5	-	2	3	1	39	116.7%	▲	39
Capital Murder	2015	-	5	-	-	-	-	-	-	-	-	-	-	5			5
	2014	24	20	25	22	28	26	16	15	14	17	14	25	246			246
Contested Divorce	2015	17	18	23	23	21	12	35	22	17	24	27	18	257	4.5%	▲	257
	2014	17	9	28	9	7	23	7	5	6	12	6	11	140			140
Domestic and Family - Level 1	2015	32	24	27	20	30	19	22	8	33	18	20	43	296	111.4%	▲	296
	2014	11	8	13	20	18	16	14	15	9	19	5	10	158			158
Domestic and Family - Level 2	2015	13	8	15	15	15	13	11	12	7	16	11	9	145	-8.2%	▼	145
	2014	2	3	2	2	2	1	2	4	4	-	-	1	23			23
General Civil - Level 1	2015	-	3	-	4	4	1	1	4	2	1	1	3	24	4.3%	▲	24
	2014	51	38	37	56	56	48	39	32	42	50	38	51	538			538
General Civil - Level 2	2015	22	46	46	56	54	48	53	43	42	45	49	38	542	0.7%	▲	542
	2014	28	20	19	38	32	32	23	23	31	28	18	24	316			316
General Civil - Level 3	2015	24	18	30	28	32	33	29	21	31	30	18	32	326	3.2%	▲	326
	2014	465	403	465	410	378	355	412	405	399	412	291	374	4,769			4,769
Miscellaneous	2015	394	379	372	404	362	405	433	414	411	402	502	839	5,317	11.5%	▲	5,317
	2014	46	45	57	30	69	50	70	50	38	56	41	54	606			606
Misdemeanor	2015	39	40	37	55	36	42	45	44	45	52	40	45	520	-14.2%	▼	520
	2014	86	157	77	106	149	100	166	103	139	119	130	127	1,459			1,459
Non-Capital Felonies and Related Matters	2015	119	101	111	132	121	154	155	121	140	134	136	131	1,555	6.6%	▲	1,555
	2014	25	54	26	20	7	47	6	2	-	-	1	2	190			190
Other	2015	23	9	39	25	22	42	17	37	-	1	1	1	217	14.2%	▲	217
	2014	19	17	34	44	39	41	30	47	40	58	46	31	446			446
Other Criminally Related Matters	2015	29	34	31	43	50	32	41	53	55	51	21	26	466	4.5%	▲	466
	2014	-	-	-	-	-	1	-	-	1	-	-	-	2			2
Probates/Wills and Trusts - Level 1	2015	-	-	-	-	1	-	1	-	2	-	2	1	7	250.0%	▲	7
	2014	5	4	11	5	9	6	6	13	12	9	10	9	99			99
Probates/Wills and Trusts - Level 2	2015	8	8	7	13	5	13	9	11	6	7	9	1	97	-2.0%	▼	97
	2014	56	44	64	63	68	49	67	42	61	62	54	52	682			682
Uncontested Divorce	2015	57	52	55	64	62	61	70	64	72	58	60	55	730	7.0%	▲	730

Court: Rappahannock Circuit

Start/End Date: Jan-14 / Dec-15

2014 Average Month: 36

Jan-Dec 2014: 434

Filings Trending: ↔

Circuit/Court ID: 20

220157

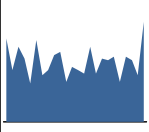
Type of Case: Filings

2015 Average Month:36

Jan-Dec 2015 : 436

Overall AVG. Month: 36

Monthly Summary



Jan 14-Dec 15

Totals

	2014	2015
Civil	79	95
Criminal	105	93
Other	250	248
Total	434	436

Jan --- Dec Filings

434

2014

436

2015

Jan --- Dec Filings

	2014	2015	% Change	Trending
Civil	79	95	20.3%	▲
Criminal	105	93	-11.4%	▼
Other	250	248	-0.8%	▼
Total	434	436	-	↔

	Jan	Feb	Mar	Apr	May	Jun	Jul	Aug	Sep	Oct	Nov	Dec	Thru Dec	% Change	Trending	Total
2014	50	31	45	38	23	49	28	31	40	42	24	33	434			434
2015	31	29	45	29	38	37	39	24	39	37	28	60	436	0.5%	▲	436

		Jan	Feb	Mar	Apr	May	Jun	Jul	Aug	Sep	Oct	Nov	Dec	Thru Dec	% Change	Trending	Total
Contested Divorce	2014	-	-	-	-	-	-	-	-	-	1	-	-	1			1
	2015	1	1	-	-	1	-	-	1	1	-	-	-	5	400.0%	▲	5
Domestic and Family - Level 1	2014	-	-	-	-	-	1	1	1	-	-	-	-	3			3
	2015	-	-	-	1	-	-	-	4	-	-	2	-	7	133.3%	▲	7
Domestic and Family - Level 2	2014	-	-	-	-	1	1	1	-	-	-	-	3	6			6
	2015	-	-	-	-	3	1	-	-	-	-	-	-	4	-33.3%	▼	4
General Civil - Level 1	2014	-	-	-	-	-	-	-	-	-	-	1	1	2			2
General Civil - Level 2	2014	1	-	-	2	2	-	1	2	-	3	-	-	11			11
	2015	-	-	6	2	-	2	-	1	3	-	1	4	19	72.7%	▲	19
General Civil - Level 3	2014	2	-	-	2	-	-	-	-	-	-	-	1	5			5
	2015	2	-	-	2	1	1	-	-	2	2	-	3	13	160.0%	▲	13
Miscellaneous	2014	15	18	19	19	8	19	15	14	10	19	10	18	184			184
	2015	9	13	14	10	10	14	13	12	15	21	13	31	175	-4.9%	▼	175
Misdemeanor	2014	3	3	3	5	-	8	1	2	2	2	5	3	37			37
	2015	4	2	2	2	-	3	7	-	3	3	2	1	29	-21.6%	▼	29
Non-Capital Felonies and Related Matters	2014	8	1	9	1	5	-	2	2	15	11	3	4	61			61
	2015	8	2	11	5	12	-	10	1	2	3	5	1	60	-1.6%	▼	60
Other	2014	20	8	13	8	7	16	4	9	12	5	3	-	105			105
	2015	6	7	10	5	7	11	7	5	10	7	5	18	98	-6.7%	▼	98
Other Criminally Related Matters	2014	-	1	-	-	-	3	-	-	1	-	-	2	7			7
	2015	-	-	1	-	1	-	2	-	-	-	-	-	4	-42.9%	▼	4
Probates/Wills and Trusts - Le	2015	1	-	-	1	-	1	-	-	-	-	-	-	3			3
Uncontested Divorce	2014	1	-	1	1	-	1	3	1	-	1	2	1	12			12
	2015	-	4	1	1	3	4	-	-	3	1	-	2	19	58.3%	▲	19

Court: Henry Circuit

Start/End Date: Jan-14 / Dec-15

2014 Average Month: 319

Jan-Dec 2014: 3,823

Filings Trending: ▼

Circuit/Court ID: 21

221089


Type of Case: Filings

2015 Average Month:308

Jan-Dec 2015 : 3,697

Overall AVG. Month: 313

Monthly Summary




Jan 14-Dec 15

Totals

	2014	2015
Civil	712	748
Criminal	1,768	1,701
Other	1,343	1,248
Total	3,823	3,697

Jan --- Dec Filings



3,823 2014 3,697 2015

Jan --- Dec Filings

	2014	2015	% Change	Trending
Civil	712	748	5.1%	▲
Criminal	1,768	1,701	-3.8%	▼
Other	1,343	1,248	-7.1%	▼
Total	3,823	3,697	-3.3%	▼

	Jan	Feb	Mar	Apr	May	Jun	Jul	Aug	Sep	Oct	Nov	Dec	Thru Dec	% Change	Trending	Total
2014	380	249	413	358	347	328	348	218	330	253	315	284	3,823			3,823
2015	364	294	408	320	291	287	281	239	327	307	305	274	3,697	-3.3%	▼	3,697

		Jan	Feb	Mar	Apr	May	Jun	Jul	Aug	Sep	Oct	Nov	Dec	Thru Dec	% Change	Trending	Total
Administrative Law	2014	-	2	-	-	1	-	1	-	-	-	-	-	4			4
	2015	-	-	-	1	-	-	-	-	-	-	-	-	1	-75.0%	▼	1
Contested Divorce	2014	1	6	7	4	5	6	8	9	7	7	6	4	70			70
	2015	7	12	9	9	12	9	6	5	9	3	5	8	94	34.3%	▲	94
Domestic and Family - Level 1	2014	13	1	5	6	4	4	5	10	7	1	1	14	71			71
	2015	2	6	5	1	1	4	6	4	4	1	7	-	41	-42.3%	▼	41
Domestic and Family - Level 2	2014	1	1	-	2	3	1	2	3	3	1	2	2	21			21
	2015	1	3	1	-	1	3	1	1	2	-	2	-	15	-28.6%	▼	15
General Civil - Level 1	2014	2	-	-	-	-	-	-	1	-	-	-	1	4			4
	2015	-	-	1	1	2	-	-	-	-	-	1	1	6	50.0%	▲	6
General Civil - Level 2	2014	6	2	7	6	4	4	4	16	7	5	5	5	71			71
	2015	9	4	6	9	8	1	3	7	5	17	6	11	86	21.1%	▲	86
General Civil - Level 3	2014	6	4	17	9	2	-	5	2	1	7	7	1	61			61
	2015	1	7	9	5	8	1	3	5	5	7	2	2	55	-9.8%	▼	55
Miscellaneous	2014	133	99	122	112	82	104	93	50	69	82	22	98	1,066			1,066
	2015	125	114	90	115	64	61	83	41	124	88	73	97	1,075	0.8%	▲	1,075
Misdemeanor	2014	36	39	35	54	46	44	53	30	28	41	55	37	498			498
	2015	46	18	65	38	34	39	32	47	35	43	53	53	503	1.0%	▲	503
Non-Capital Felonies and Related Matters	2014	139	56	122	72	175	66	132	52	166	59	92	59	1,190			1,190
	2015	147	58	138	105	114	42	75	90	85	71	118	69	1,112	-6.6%	▼	1,112
Other	2014	14	22	65	72	11	77	22	21	26	31	100	32	493			493
	2015	14	37	41	17	25	103	36	12	38	45	12	15	395	-19.9%	▼	395
Other Criminally Related Matters	2014	11	1	7	8	3	9	5	3	6	4	11	14	82			82
	2015	2	7	16	1	8	7	5	8	6	13	13	4	90	9.8%	▲	90
Probates/Wills and Trusts - Level 1	2014	1	-	-	-	-	-	-	-	-	-	-	-	1			1
	2015	-	-	1	1	1	-	-	-	-	-	-	-	3	200.0%	▲	3
Probates/Wills and Trusts - Level 2	2014	1	2	3	1	1	-	-	2	2	1	-	2	15			15
	2015	1	1	3	1	3	1	5	2	2	4	-	-	23	53.3%	▲	23
Protective Orders	2015	-	-	-	-	-	-	-	-	-	-	-	1	1			1
Uncontested Divorce	2014	16	14	23	12	10	13	18	19	8	14	14	15	176			176
	2015	9	27	23	16	10	16	26	17	12	15	13	13	197	11.9%	▲	197

Court: Patrick Circuit

Start/End Date: Jan-14 / Dec-15

2014 Average Month: 139

Jan-Dec 2014: 1,666

Filings Trending: ▼

Circuit/Court ID: 21

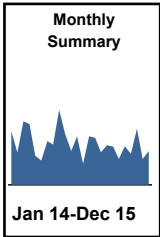
221141

Type of Case: Filings

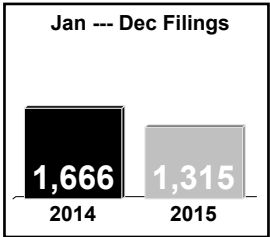
2015 Average Month:110

Jan-Dec 2015 : 1,315

Overall AVG. Month: 124



Totals		
	2014	2015
Civil	254	255
Criminal	1,002	651
Other	410	409
Total	1,666	1,315



Jan --- Dec Filings				
	2014	2015	% Change	Trending
Civil	254	255	-	↔
Criminal	1,002	651	-35.0%	▼
Other	410	409	-	↔
Total	1,666	1,315	-21.1%	▼

	Jan	Feb	Mar	Apr	May	Jun	Jul	Aug	Sep	Oct	Nov	Dec	Thru Dec	% Change	Trending	Total
2014	161	97	191	182	87	73	131	121	225	151	101	146	1,666			1,666
2015	63	146	141	98	119	115	77	116	93	169	77	101	1,315	-21.1%	▼	1,315

		Jan	Feb	Mar	Apr	May	Jun	Jul	Aug	Sep	Oct	Nov	Dec	Thru Dec	% Change	Trending	Total
Administrative Law	2014	-	-	-	-	-	-	-	-	-	1	-	-	1			1
Contested Divorce	2014	-	3	3	5	2	4	-	3	2	1	1	2	26			26
	2015	4	1	1	1	1	4	4	3	1	1	2	3	26	0.0%	↔	26
Domestic and Family - Level 1	2014	-	2	-	10	6	2	-	-	-	-	3	3	26			26
	2015	1	6	-	-	2	1	2	-	1	2	1	-	16	-38.5%	▼	16
Domestic and Family - Level 2	2014	-	-	-	1	-	1	-	2	-	-	-	1	5			5
	2015	-	1	-	3	1	1	-	-	-	-	-	1	7	40.0%	▲	7
General Civil - Level 1	2014	-	-	-	-	-	-	-	-	-	1	-	1	2			2
	2015	1	-	-	1	-	-	-	-	-	-	-	-	2	0.0%	↔	2
General Civil - Level 2	2014	1	-	-	3	2	2	-	4	-	-	1	5	18			18
	2015	4	1	1	2	-	2	1	1	1	2	-	1	16	-11.1%	▼	16
General Civil - Level 3	2014	1	-	-	2	3	-	-	2	1	4	3	2	18			18
	2015	5	2	1	2	-	3	3	2	4	1	2	3	28	55.6%	▲	28
Miscellaneous	2014	54	32	34	57	30	5	36	61	57	44	41	63	514			514
	2015	10	64	56	31	44	54	9	85	15	48	36	36	488	-5.1%	▼	488
Misdemeanor	2014	36	14	29	27	9	14	18	15	9	28	14	11	224			224
	2015	5	11	33	20	18	11	14	7	17	29	9	11	185	-17.4%	▼	185
Non-Capital Felonies and Related Matters	2014	48	32	116	54	33	42	50	18	151	37	25	57	663			663
	2015	16	45	41	14	36	33	16	15	48	47	9	38	358	-46.0%	▼	358
Other Criminally Related Matters	2014	19	7	-	21	-	-	22	10	-	27	9	-	115			115
	2015	11	8	-	10	14	-	23	1	-	30	9	2	108	-6.1%	▼	108
Probates/Wills and Trusts - Le	2015	-	-	-	-	-	-	-	-	-	-	1	-	1			1
Probates/Wills and Trusts - Level 2	2014	-	-	-	-	-	-	-	1	-	1	-	-	2			2
	2015	-	-	-	2	-	-	1	-	-	2	-	1	6	200.0%	▲	6
Protective Orders	2014	-	-	-	-	-	-	-	2	-	-	-	-	2			2
	2015	-	-	-	1	-	-	-	-	-	-	-	-	1	-50.0%	▼	1
Uncontested Divorce	2014	2	7	9	2	2	3	5	3	5	7	4	1	50			50
	2015	6	7	8	11	3	6	4	2	6	7	8	5	73	46.0%	▲	73

Court: Martinsville Circuit

Start/End Date: Jan-14 / Dec-15

2014 Average Month: 105

Jan-Dec 2014: 1,260

Filings Trending: ▲

Circuit/Court ID: 21

221690


Type of Case: Filings

2015 Average Month:146

Jan-Dec 2015 : 1,754

Overall AVG. Month: 126

Monthly Summary




Jan 14-Dec 15

Totals

	2014	2015
Civil	232	268
Criminal	829	1,258
Other	199	228
Total	1,260	1,754

Jan --- Dec Filings



1,260 2014 1,754 2015

Jan --- Dec Filings

	2014	2015	% Change	Trending
Civil	232	268	15.5%	▲
Criminal	829	1,258	51.7%	▲
Other	199	228	14.6%	▲
Total	1,260	1,754	39.2%	▲

	Jan	Feb	Mar	Apr	May	Jun	Jul	Aug	Sep	Oct	Nov	Dec	Thru Dec	% Change	Trending	Total
2014	104	82	126	83	104	112	89	78	107	134	163	78	1,260			1,260
2015	130	116	117	172	223	131	256	102	105	136	181	85	1,754	39.2%	▲	1,754

		Jan	Feb	Mar	Apr	May	Jun	Jul	Aug	Sep	Oct	Nov	Dec	Thru Dec	% Change	Trending	Total
Administrative Law	2014	-	-	-	1	-	-	-	1	-	-	-	-	2			2
	2015	-	-	-	-	-	-	1	-	-	-	-	-	1	-50.0%	▼	1
Contested Divorce	2014	1	-	1	1	2	-	2	1	-	1	-	2	11			11
	2015	1	2	1	4	3	2	3	2	-	4	1	-	23	109.1%	▲	23
Domestic and Family - Level 1	2014	-	-	-	1	-	-	2	1	-	13	1	-	18			18
	2015	-	1	2	1	-	6	-	-	-	8	-	4	22	22.2%	▲	22
Domestic and Family - Level 2	2014	-	-	-	-	-	-	-	-	-	-	2	-	2			2
	2015	-	1	-	-	-	-	-	-	-	2	1	-	4	100.0%	▲	4
General Civil - Level 1	2014	-	-	-	-	1	-	-	-	1	-	-	-	2			2
	2015	3	-	2	-	1	-	1	-	1	-	-	-	8	300.0%	▲	8
General Civil - Level 2	2014	2	1	9	1	3	2	1	1	6	1	1	5	33			33
	2015	3	2	1	5	-	2	1	3	7	1	1	2	28	-15.2%	▼	28
General Civil - Level 3	2014	5	2	3	2	1	1	2	1	-	1	1	1	20			20
	2015	1	1	1	-	1	-	1	-	-	4	-	2	11	-45.0%	▼	11
Miscellaneous	2014	16	19	23	16	21	15	15	16	16	11	19	14	201			201
	2015	15	11	15	9	11	16	25	19	13	18	14	16	182	-9.5%	▼	182
Misdemeanor	2014	20	8	8	20	15	26	6	12	31	30	34	14	224			224
	2015	23	12	17	27	22	18	100	29	19	27	40	15	349	55.8%	▲	349
Non-Capital Felonies and Related Matters	2014	38	40	55	20	50	42	47	37	34	55	81	31	530			530
	2015	55	67	32	83	167	67	96	29	48	52	110	35	841	58.7%	▲	841
Other	2014	17	7	18	10	6	10	11	4	12	10	6	3	114			114
	2015	18	8	15	21	9	11	10	14	9	10	9	7	141	23.7%	▲	141
Other Criminally Related Matters	2014	4	2	6	7	4	13	1	3	6	11	14	7	78			78
	2015	8	4	19	11	3	3	5	2	5	2	4	3	69	-11.5%	▼	69
Probates/Wills and Trusts - Level 2	2014	1	1	-	1	-	-	1	-	-	-	1	-	5			5
	2015	1	-	-	1	1	2	2	-	1	-	-	-	8	60.0%	▲	8
Uncontested Divorce	2014	-	2	3	3	1	3	1	1	1	1	3	1	20			20
	2015	2	7	12	10	5	4	11	4	2	8	1	1	67	235.0%	▲	67

Court: Franklin County Circuit

Start/End Date: Jan-14 / Dec-15

2014 Average Month: 285

Jan-Dec 2014: 3,425

Filings Trending: ▲

Circuit/Court ID: 22

222067


Type of Case: Filings

2015 Average Month:315

Jan-Dec 2015 : 3,779

Overall AVG. Month: 300

Monthly Summary




Jan 14-Dec 15

Totals

	2014	2015
Civil	826	822
Criminal	1,694	1,861
Other	905	1,096
Total	3,425	3,779

Jan --- Dec Filings



3,425 2014 3,779 2015

Jan --- Dec Filings

	2014	2015	% Change	Trending
Civil	826	822	-	↔
Criminal	1,694	1,861	9.9%	▲
Other	905	1,096	21.1%	▲
Total	3,425	3,779	10.3%	▲

	Jan	Feb	Mar	Apr	May	Jun	Jul	Aug	Sep	Oct	Nov	Dec	Thru Dec	% Change	Trending	Total
2014	289	250	353	290	295	198	313	251	301	274	230	381	3,425			3,425
2015	286	219	418	308	355	272	238	326	372	260	337	388	3,779	10.3%	▲	3,779

		Jan	Feb	Mar	Apr	May	Jun	Jul	Aug	Sep	Oct	Nov	Dec	Thru Dec	% Change	Trending	Total
Administrative Law	2014	1	-	2	-	-	1	-	-	-	-	-	-	4			4
	2015	-	-	2	-	-	-	-	-	-	-	-	-	2	-50.0%	▼	2
Capital Murder	2015	-	2	-	-	-	-	-	-	-	-	-	-	2			2
	2014	4	18	7	9	6	5	8	8	5	3	7	8	88			88
Contested Divorce	2015	8	9	7	8	5	10	5	5	5	6	6	2	76	-13.6%	▼	76
	2014	17	7	5	2	6	3	9	1	11	8	9	12	90			90
Domestic and Family - Level 1	2015	12	10	13	8	6	10	5	17	15	8	5	32	141	56.7%	▲	141
	2014	2	1	4	1	4	4	4	1	4	2	1	2	30			30
Domestic and Family - Level 2	2015	1	-	2	3	4	1	2	3	-	3	2	-	21	-30.0%	▼	21
	2014	1	-	1	-	1	1	-	-	-	-	-	-	4			4
General Civil - Level 1	2015	-	-	1	-	1	-	1	-	1	-	1	-	5	25.0%	▲	5
	2014	10	8	13	5	13	6	8	9	11	8	9	3	103			103
General Civil - Level 2	2015	5	9	5	6	11	11	5	12	6	6	8	8	92	-10.7%	▼	92
	2014	16	6	4	6	5	14	13	11	5	6	7	6	99			99
General Civil - Level 3	2015	2	5	3	4	9	8	12	11	14	5	7	15	95	-4.0%	▼	95
	2014	131	109	126	98	82	63	101	54	100	92	72	68	1,096			1,096
Miscellaneous	2015	102	84	109	107	81	65	89	113	135	104	98	199	1,286	17.3%	▲	1,286
	2014	31	22	61	46	71	24	22	88	62	46	54	101	628			628
Misdemeanor	2015	33	30	91	51	74	19	35	45	50	30	41	42	541	-13.9%	▼	541
	2014	58	60	109	97	84	62	122	65	80	87	48	161	1,033			1,033
Non-Capital Felonies and Related Matters	2015	112	56	153	100	140	133	62	96	119	76	148	66	1,261	22.1%	▲	1,261
	2014	3	-	-	1	2	1	1	-	1	2	1	-	12			12
Other	2015	-	-	1	2	2	1	-	-	1	1	1	-	9	-25.0%	▼	9
	2014	3	3	2	4	5	2	2	2	2	1	4	5	35			35
Other Criminally Related Matters	2015	1	3	5	1	3	1	10	7	4	8	5	10	58	65.7%	▲	58
	2014	-	-	-	-	-	-	-	-	-	2	-	-	2			2
Probates/Wills and Trusts - Level 1	2015	-	-	-	1	1	1	-	-	-	-	-	-	3	50.0%	▲	3
	2014	1	1	2	-	-	1	1	3	2	3	4	2	20			20
Probates/Wills and Trusts - Level 2	2015	-	-	3	1	-	1	1	1	2	2	1	1	13	-35.0%	▼	13
	2014	11	15	17	21	16	11	22	9	18	14	14	13	181			181
Uncontested Divorce	2015	10	11	23	16	18	11	11	16	20	11	14	13	174	-3.9%	▼	174

Court: Pittsylvania Circuit

Start/End Date: Jan-14 / Dec-15

2014 Average Month: 288

Jan-Dec 2014: 3,452

Filings Trending: ▲

Circuit/Court ID: 22

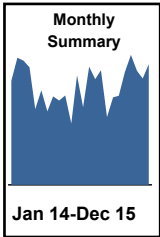
222143

Type of Case: Filings

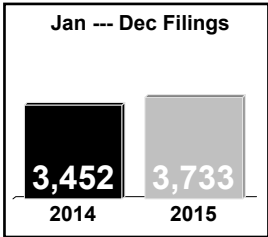
2015 Average Month:311

Jan-Dec 2015 : 3,733

Overall AVG. Month: 299



Totals		
	2014	2015
Civil	720	696
Criminal	1,153	1,342
Other	1,579	1,695
Total	3,452	3,733



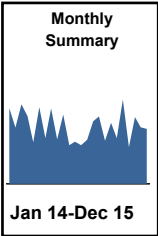
Jan --- Dec Filings				
	2014	2015	% Change	Trending
Civil	720	696	-3.3%	▼
Criminal	1,153	1,342	16.4%	▲
Other	1,579	1,695	7.3%	▲
Total	3,452	3,733	8.1%	▲

		Jan	Feb	Mar	Apr	May	Jun	Jul	Aug	Sep	Oct	Nov	Dec	Thru Dec	% Change	Trending	Total
2014		313	382	373	353	227	284	220	266	253	268	184	329	3,452			3,452
2015		233	355	317	344	203	263	267	338	390	342	319	362	3,733	8.1%	▲	3,733

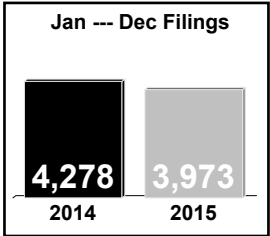
		Jan	Feb	Mar	Apr	May	Jun	Jul	Aug	Sep	Oct	Nov	Dec	Thru Dec	% Change	Trending	Total
Administrative Law	2014	-	1	-	-	-	-	-	1	2	-	-	-	4			4
	2015	-	-	-	-	1	-	-	1	-	1	-	-	3	-25.0%	▼	3
Capital Murder	2015	-	-	-	-	-	-	-	-	-	-	-	1	1			1
	2014	4	7	7	6	10	13	8	4	6	7	4	8	84			84
Contested Divorce	2015	3	5	6	7	5	5	7	10	9	6	3	4	70	-16.7%	▼	70
	2014	23	6	21	2	2	15	11	33	1	3	7	7	131			131
Domestic and Family - Level 1	2015	2	5	17	2	1	6	5	14	29	9	10	1	101	-22.9%	▼	101
	2014	1	3	4	1	-	2	5	1	4	3	1	1	26			26
Domestic and Family - Level 2	2015	1	1	-	2	-	-	4	3	1	9	4	1	26	0.0%	↔	26
	2014	1	-	-	1	-	-	-	1	-	-	-	1	4			4
General Civil - Level 1	2015	-	2	1	-	-	-	-	-	1	2	-	1	7	75.0%	▲	7
	2014	7	6	3	7	5	2	8	7	2	4	3	-	54			54
General Civil - Level 2	2015	4	11	4	7	5	5	5	3	7	4	1	6	62	14.8%	▲	62
	2014	4	12	3	1	3	2	2	1	5	1	4	1	39			39
General Civil - Level 3	2015	-	19	7	2	2	8	10	8	8	4	2	3	73	87.2%	▲	73
	2014	181	163	190	140	124	72	94	84	108	104	82	121	1,463			1,463
Miscellaneous	2015	111	103	137	102	90	93	113	134	167	151	137	218	1,556	6.4%	▲	1,556
	2014	14	25	21	31	9	30	16	26	13	17	14	40	256			256
Misdemeanor	2015	13	42	18	48	16	31	19	33	31	39	27	22	339	32.4%	▲	339
	2014	34	111	77	118	32	98	39	64	63	78	45	109	868			868
Non-Capital Felonies and Related Matters	2015	53	103	79	124	34	69	58	79	95	79	97	70	940	8.3%	▲	940
	2014	31	27	29	24	21	29	21	25	26	32	10	26	301			301
Other	2015	28	40	28	31	23	31	24	26	26	24	18	24	323	7.3%	▲	323
	2014	-	2	2	3	1	2	4	4	3	1	6	5	33			33
Other Criminally Related Matters	2015	8	3	6	5	10	1	5	6	2	6	8	4	64	93.9%	▲	64
	2014	1	-	-	-	-	-	-	-	-	-	-	-	1			1
Probates/Wills and Trusts - Level 1	2015	-	-	-	-	-	-	-	-	1	-	-	-	1	0.0%	↔	1
	2014	-	2	-	-	2	3	2	1	1	2	1	-	14			14
Probates/Wills and Trusts - Level 2	2015	-	1	4	1	1	2	1	2	-	2	-	2	16	14.3%	▲	16
	2014	12	17	16	19	18	16	10	14	19	16	7	10	174			174
Uncontested Divorce	2015	10	20	10	13	15	12	16	19	13	6	12	5	151	-13.2%	▼	151

Court: Danville Circuit
Start/End Date: Jan-14 / Dec-15
2014 Average Month: 357
Jan-Dec 2014: 4,278
Filings Trending: ▼

Circuit/Court ID: 22
222590
Type of Case: Filings
2015 Average Month:331
Jan-Dec 2015 : 3,973
Overall AVG. Month: 344



Totals		
	2014	2015
Civil	600	641
Criminal	3,306	2,926
Other	372	406
Total	4,278	3,973



Jan --- Dec Filings				
	2014	2015	% Change	Trending
Civil	600	641	6.8%	▲
Criminal	3,306	2,926	-11.5%	▼
Other	372	406	9.1%	▲
Total	4,278	3,973	-7.1%	▼

	Jan	Feb	Mar	Apr	May	Jun	Jul	Aug	Sep	Oct	Nov	Dec	Thru Dec	% Change	Trending	Total
2014	455	338	478	407	248	461	273	452	266	415	232	253	4,278			4,278
2015	232	264	376	405	259	366	273	507	221	400	340	330	3,973	-7.1%	▼	3,973

		Jan	Feb	Mar	Apr	May	Jun	Jul	Aug	Sep	Oct	Nov	Dec	Thru Dec	% Change	Trending	Total
Administrative Law	2014	-	-	1	-	-	-	2	-	2	-	1	-	6			6
	2015	-	-	-	-	-	-	-	1	1	-	-	4	6	0.0%	↔	6
Capital Murder	2014	1	-	-	-	-	-	-	-	-	1	1	-	3			3
	2015	3	5	3	3	2	-	6	3	5	3	1	1	35	-10.3%	▼	35
Contested Divorce	2014	4	2	7	4	6	1	2	1	4	4	2	2	39			39
	2015	3	5	3	3	2	-	6	3	5	3	1	1	35	-10.3%	▼	35
Domestic and Family - Level 1	2014	3	15	2	8	6	8	2	9	6	2	5	2	68			68
	2015	5	5	5	10	8	8	5	20	5	10	9	8	98	44.1%	▲	98
Domestic and Family - Level 2	2014	6	3	4	6	2	2	3	-	3	3	1	1	34			34
	2015	3	1	4	3	9	6	3	8	5	5	7	4	58	70.6%	▲	58
General Civil - Level 1	2014	-	-	1	1	-	-	1	1	-	-	-	-	4			4
	2015	-	-	-	1	1	-	-	-	-	-	1	1	4	0.0%	↔	4
General Civil - Level 2	2014	5	5	6	5	10	4	6	2	13	1	6	3	66			66
	2015	3	5	3	5	3	8	6	6	3	11	5	10	68	3.0%	▲	68
General Civil - Level 3	2014	6	3	2	5	3	7	8	16	14	9	7	1	81			81
	2015	10	7	2	1	6	5	8	10	7	7	5	5	73	-9.9%	▼	73
Miscellaneous	2014	59	78	76	47	31	58	49	33	36	45	20	39	571			571
	2015	40	52	58	45	35	40	49	41	57	62	42	56	577	1.1%	▲	577
Misdemeanor	2014	67	97	88	144	48	128	49	111	56	132	65	73	1,058			1,058
	2015	41	85	58	140	34	160	54	115	36	109	110	126	1,068	0.9%	▲	1,068
Non-Capital Felonies and Related Matters	2014	290	113	268	169	121	234	134	262	124	206	110	123	2,154			2,154
	2015	111	92	217	172	148	121	121	278	91	181	146	106	1,784	-17.2%	▼	1,784
Other	2014	-	-	-	-	-	-	-	-	-	-	-	2	2			2
	2015	-	-	-	-	-	-	-	1	-	-	-	3	4	100.0%	▲	4
Other Criminally Related Matters	2014	7	11	8	7	10	10	10	9	1	8	9	4	94			94
	2015	6	2	8	10	1	7	7	16	4	4	8	4	77	-18.1%	▼	77
Probates/Wills and Trusts - Le	2015	-	-	-	-	1	-	-	-	-	-	-	-	1			1
	2014	1	-	1	1	-	1	1	-	-	-	-	-	5			5
Probates/Wills and Trusts - Level 2	2015	2	-	3	1	3	-	2	-	1	1	-	2	15	200.0%	▲	15
	2014	-	-	-	-	1	-	-	-	-	-	-	-	1			1
Protective Orders	2015	1	-	-	-	-	1	2	-	1	1	-	-	6	500.0%	▲	6
	2014	6	11	14	10	10	8	6	8	7	4	5	3	92			92
Uncontested Divorce	2015	7	10	15	14	8	10	10	8	5	6	6	-	99	7.6%	▲	99

Court: Roanoke County Circuit

Start/End Date: Jan-14 / Dec-15

2014 Average Month: 382

Jan-Dec 2014: 4,587

Filings Trending: ↔

Circuit/Court ID: 23

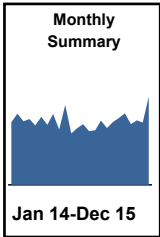
223161

Type of Case: Filings

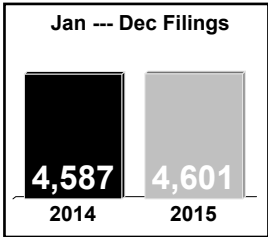
2015 Average Month:383

Jan-Dec 2015 : 4,601

Overall AVG. Month: 383



Totals		
	2014	2015
Civil	1,148	1,081
Criminal	1,860	1,791
Other	1,579	1,729
Total	4,587	4,601



Jan --- Dec Filings				
	2014	2015	% Change	Trending
Civil	1,148	1,081	-5.8%	▼
Criminal	1,860	1,791	-3.7%	▼
Other	1,579	1,729	9.5%	▲
Total	4,587	4,601	-	↔

	Jan	Feb	Mar	Apr	May	Jun	Jul	Aug	Sep	Oct	Nov	Dec	Thru Dec	% Change	Trending	Total
2014	376	427	382	395	356	408	360	425	331	480	308	339	4,587			4,587
2015	365	321	327	385	342	378	400	429	364	387	374	529	4,601	0.3%	▲	4,601

		Jan	Feb	Mar	Apr	May	Jun	Jul	Aug	Sep	Oct	Nov	Dec	Thru Dec	% Change	Trending	Total
Administrative Law	2014	-	1	-	1	-	1	1	1	-	1	-	-	6			6
	2015	-	1	1	-	-	1	1	1	2	-	-	-	7	16.7%	▲	7
Capital Murder	2014	-	-	-	-	-	-	-	-	1	-	-	-	1			1
	2015	9	10	11	12	10	8	7	8	17	8	6	10	116			116
Contested Divorce	2014	12	10	14	8	12	7	9	13	12	8	10	7	122	5.2%	▲	122
	2015	10	20	6	8	14	12	9	16	11	8	8	10	132			132
Domestic and Family - Level 1	2014	9	3	26	15	13	5	5	6	21	12	3	5	123	-6.8%	▼	123
	2015	3	3	5	4	2	5	6	5	3	6	2	1	45			45
Domestic and Family - Level 2	2014	3	3	7	7	5	8	2	2	1	4	4	2	48	6.7%	▲	48
	2015	2	-	1	1	-	-	-	-	-	-	-	-	4			4
General Civil - Level 1	2014	-	1	-	-	-	1	1	3	1	2	-	-	9	125.0%	▲	9
	2015	11	6	9	7	10	14	16	11	7	13	13	5	122			122
General Civil - Level 2	2014	12	10	16	11	16	11	10	12	12	6	7	11	134	9.8%	▲	134
	2015	11	5	7	5	24	6	8	5	5	8	5	13	102			102
General Civil - Level 3	2014	15	7	4	3	6	6	9	6	7	7	6	4	80	-21.6%	▼	80
	2015	210	183	198	156	129	139	126	157	122	166	112	136	1,834			1,834
Miscellaneous	2014	186	137	135	136	122	103	170	145	163	171	163	340	1,971	7.5%	▲	1,971
	2015	27	30	31	36	35	29	31	43	29	44	32	28	395			395
Misdemeanor	2014	9	17	19	43	35	45	29	49	30	21	51	39	387	-2.0%	▼	387
	2015	61	125	79	121	91	151	108	138	86	187	94	106	1,347			1,347
Non-Capital Felonies and Related Matters	2014	86	104	65	131	86	140	119	160	83	126	92	90	1,282	-4.8%	▼	1,282
	2015	1	3	2	2	-	-	-	-	1	3	1	1	14			14
Other	2014	1	1	-	-	-	2	2	-	-	1	1	1	9	-35.7%	▼	9
	2015	8	11	7	8	10	8	10	17	14	9	11	6	119			119
Other Criminally Related Matters	2014	4	4	9	9	15	18	17	13	10	8	13	4	124	4.2%	▲	124
	2015	-	1	1	-	-	-	-	1	-	1	-	1	5			5
Probates/Wills and Trusts - Level 1	2014	2	-	-	1	1	-	-	-	-	-	-	1	5	0.0%	↔	5
	2015	1	8	3	5	15	5	5	5	8	7	3	5	70			70
Probates/Wills and Trusts - Level 2	2014	9	6	7	2	13	1	3	4	4	3	2	8	62	-11.4%	▼	62
	2015	-	-	-	-	-	-	1	-	-	-	-	-	1			1
Protective Orders	2014	22	21	22	29	16	30	33	18	27	19	21	17	275			275
	2015	17	17	24	19	18	30	22	15	18	18	22	17	237	-13.8%	▼	237

Court: Roanoke Circuit

Start/End Date: Jan-14 / Dec-15

2014 Average Month: 442

Jan-Dec 2014: 5,308

Filings Trending: ▼

Circuit/Court ID: 23

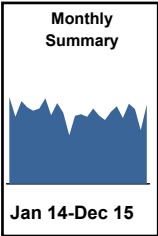
223770

Type of Case: Filings

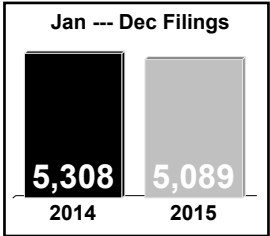
2015 Average Month:424

Jan-Dec 2015 : 5,089

Overall AVG. Month: 433



Totals		
	2014	2015
Civil	1,701	1,690
Criminal	2,758	2,394
Other	849	1,005
Total	5,308	5,089



Jan --- Dec Filings				
	2014	2015	% Change	Trending
Civil	1,701	1,690	-0.6%	▼
Criminal	2,758	2,394	-13.2%	▼
Other	849	1,005	18.4%	▲
Total	5,308	5,089	-4.1%	▼

	Jan	Feb	Mar	Apr	May	Jun	Jul	Aug	Sep	Oct	Nov	Dec	Thru Dec	% Change	Trending	Total
2014	522	402	497	459	439	452	513	412	485	427	291	409	5,308			5,308
2015	418	402	452	411	384	434	466	395	482	448	322	475	5,089	-4.1%	▼	5,089

		Jan	Feb	Mar	Apr	May	Jun	Jul	Aug	Sep	Oct	Nov	Dec	Thru Dec	% Change	Trending	Total
Administrative Law	2014	-	1	1	-	-	1	-	-	1	1	-	1	6			6
	2015	-	-	1	1	1	-	2	-	-	1	-	3	9	50.0%	▲	9
Contested Divorce	2014	12	6	15	14	11	13	8	11	15	11	11	10	137			137
	2015	8	7	15	12	8	10	17	4	11	16	10	7	125	-8.8%	▼	125
Domestic and Family - Level 1	2014	25	16	15	25	17	15	25	9	7	13	11	9	187			187
	2015	2	11	10	26	11	18	11	5	45	24	6	25	194	3.7%	▲	194
Domestic and Family - Level 2	2014	1	5	5	2	3	3	4	4	10	3	4	3	47			47
	2015	6	2	4	2	4	3	1	2	2	2	2	2	32	-31.9%	▼	32
General Civil - Level 1	2014	8	7	4	6	10	5	3	6	13	5	2	2	71			71
	2015	5	6	5	5	6	3	2	1	3	8	2	3	49	-31.0%	▼	49
General Civil - Level 2	2014	19	23	34	24	35	13	24	26	26	18	13	17	272			272
	2015	29	12	21	13	24	26	26	19	17	26	19	25	257	-5.5%	▼	257
General Civil - Level 3	2014	14	7	13	15	6	13	10	11	9	17	9	22	146			146
	2015	6	7	5	8	14	4	12	11	10	7	17	11	112	-23.3%	▼	112
Miscellaneous	2014	156	109	128	108	96	102	117	109	117	78	72	106	1,298			1,298
	2015	130	128	122	122	116	84	119	113	145	132	99	177	1,487	14.6%	▲	1,487
Misdemeanor	2014	44	24	48	40	31	40	53	32	36	36	32	42	458			458
	2015	30	27	21	26	22	45	29	21	26	32	25	25	329	-28.2%	▼	329
Non-Capital Felonies and Related Matters	2014	180	164	189	160	180	182	211	158	190	198	93	153	2,058			2,058
	2015	150	162	191	147	125	173	161	163	165	165	109	164	1,875	-8.9%	▼	1,875
Other	2014	6	2	4	1	9	7	4	2	2	2	8	3	50			50
	2015	5	2	3	-	5	5	29	3	1	2	4	1	60	20.0%	▲	60
Other Criminally Related Matters	2014	27	16	7	34	14	30	22	15	30	21	14	21	251			251
	2015	19	9	11	18	16	23	18	15	24	10	13	16	192	-23.5%	▼	192
Probates/Wills and Trusts - Level 1	2014	-	-	-	1	-	-	-	-	-	-	-	-	1			1
	2015	-	1	-	1	-	1	1	-	1	-	-	-	5	400.0%	▲	5
Probates/Wills and Trusts - Level 2	2014	4	2	1	4	4	1	3	3	4	4	1	4	35			35
	2015	1	7	1	3	4	4	3	2	3	2	1	1	32	-8.6%	▼	32
Uncontested Divorce	2014	26	20	33	25	23	27	29	26	25	20	21	16	291			291
	2015	27	21	42	27	28	35	35	36	29	21	15	15	331	13.7%	▲	331

Court: Salem Circuit

Start/End Date: Jan-14 / Dec-15

2014 Average Month: 124

Jan-Dec 2014: 1,492

Filings Trending: ▼

Circuit/Court ID: 23

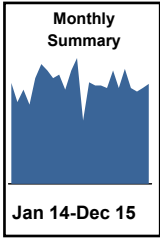
223775

Type of Case: Filings

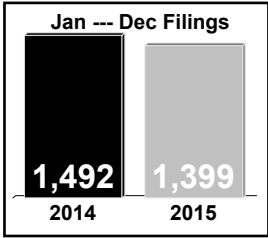
2015 Average Month:117

Jan-Dec 2015 : 1,399

Overall AVG. Month: 120



Totals		
	2014	2015
Civil	396	338
Criminal	742	681
Other	354	380
Total	1,492	1,399



Jan --- Dec Filings				
	2014	2015	% Change	Trending
Civil	396	338	-14.6%	▼
Criminal	742	681	-8.2%	▼
Other	354	380	7.3%	▲
Total	1,492	1,399	-6.2%	▼

	Jan	Feb	Mar	Apr	May	Jun	Jul	Aug	Sep	Oct	Nov	Dec	Thru Dec	% Change	Trending	Total
2014	121	98	113	95	127	144	136	127	131	113	136	151	1,492			1,492
2015	76	122	118	118	115	136	115	138	115	111	115	120	1,399	-6.2%	▼	1,399

		Jan	Feb	Mar	Apr	May	Jun	Jul	Aug	Sep	Oct	Nov	Dec	Thru Dec	% Change	Trending	Total
Administrative Law	2014	-	-	-	-	-	-	-	-	-	1	-	-	1			1
Contested Divorce	2014	3	1	1	4	2	10	14	4	9	4	7	6	65			65
	2015	4	6	2	5	1	10	4	10	5	1	2	4	54	-16.9%	▼	54
Domestic and Family - Level 1	2015	-	-	-	-	1	-	-	-	-	-	-	-	1			1
Domestic and Family - Level 2	2014	1	-	-	-	-	-	1	1	-	1	-	3	7			7
	2015	-	1	4	2	1	-	-	-	-	-	2	-	10	42.9%	▲	10
General Civil - Level 1	2014	-	2	-	2	-	-	-	2	-	-	-	2	8			8
	2015	1	-	1	1	1	-	2	-	-	-	-	1	7	-12.5%	▼	7
General Civil - Level 2	2014	7	9	3	4	7	3	7	5	8	8	5	5	71			71
	2015	3	6	2	8	1	8	5	6	11	7	4	6	67	-5.6%	▼	67
General Civil - Level 3	2014	1	1	-	2	1	3	1	2	5	6	-	2	24			24
	2015	2	1	2	3	2	1	1	-	3	-	2	1	18	-25.0%	▼	18
Miscellaneous	2014	46	50	38	30	35	32	34	40	37	33	41	68	484			484
	2015	41	42	48	42	23	21	20	40	45	45	49	68	484	0.0%	↔	484
Misdemeanor	2014	6	1	12	6	12	3	9	14	17	9	6	7	102			102
	2015	1	6	10	9	14	9	2	7	3	9	6	4	80	-21.6%	▼	80
Non-Capital Felonies and Related Matters	2014	55	26	49	28	60	87	62	41	48	44	69	51	620			620
	2015	19	49	41	40	63	78	68	62	39	44	41	31	575	-7.3%	▼	575
Other	2014	-	-	-	-	-	-	-	-	-	-	-	2	2			2
Other Criminally Related Matters	2014	1	-	4	6	1	1	1	3	1	1	3	-	22			22
	2015	3	2	-	1	2	2	2	7	1	2	5	1	28	27.3%	▲	28
Probates/Wills and Trusts - Level 2	2014	-	-	2	3	5	-	-	2	1	-	2	-	15			15
	2015	-	1	2	1	2	1	1	-	1	-	-	1	10	-33.3%	▼	10
Uncontested Divorce	2014	1	8	4	10	4	5	7	13	5	6	3	5	71			71
	2015	2	8	6	6	4	6	10	6	7	3	4	3	65	-8.5%	▼	65

Court: Amherst Circuit

Start/End Date: Jan-14 / Dec-15

2014 Average Month: 176

Jan-Dec 2014: 2,109

Filings Trending: ⇄

Circuit/Court ID: 24

224009


Type of Case: Filings

2015 Average Month: 172

Jan-Dec 2015 : 2,060

Overall AVG. Month: 174

Monthly Summary



Jan 14-Dec 15

Totals

	2014	2015
Civil	334	329
Criminal	917	900
Other	858	831
Total	2,109	2,060

Jan --- Dec Filings

2,109

2014

2,060

2015

Jan --- Dec Filings

	2014	2015	% Change	Trending
Civil	334	329	-1.5%	▼
Criminal	917	900	-1.9%	▼
Other	858	831	-3.1%	▼
Total	2,109	2,060	-2.3%	▼

	Jan	Feb	Mar	Apr	May	Jun	Jul	Aug	Sep	Oct	Nov	Dec	Thru Dec	% Change	Trending	Total
2014	174	200	198	163	221	174	111	264	156	167	92	189	2,109			2,109
2015	133	164	141	227	111	188	154	174	109	298	103	258	2,060	-2.3%	▼	2,060

		Jan	Feb	Mar	Apr	May	Jun	Jul	Aug	Sep	Oct	Nov	Dec	Thru Dec	% Change	Trending	Total
Administrative Law	2015	-	-	-	-	1	-	-	-	1	-	-	-	2			2
Contested Divorce	2014	3	3	1	5	6	4	5	3	3	4	2	1	40			40
	2015	3	-	2	1	-	2	4	2	-	3	-	3	20	-50.0%	▼	20
Domestic and Family - Level 1	2014	-	2	1	4	1	-	1	1	-	-	-	-	10			10
	2015	-	-	-	-	-	-	-	-	3	5	6	-	14	40.0%	▲	14
Domestic and Family - Level 2	2014	-	-	-	-	1	1	1	-	2	1	-	-	6			6
	2015	1	1	-	2	3	-	-	-	-	-	-	-	7	16.7%	▲	7
General Civil - Level 1	2014	1	1	-	-	-	1	-	-	-	-	-	1	4			4
	2015	1	-	-	-	1	-	-	1	-	-	-	1	4	0.0%	⇄	4
General Civil - Level 2	2014	7	2	4	2	6	5	2	3	2	4	4	1	42			42
	2015	2	4	8	6	6	4	6	5	5	5	5	2	58	38.1%	▲	58
General Civil - Level 3	2014	13	2	4	3	-	2	9	2	-	3	4	1	43			43
	2015	7	2	2	3	1	-	-	1	2	2	1	-	21	-51.2%	▼	21
Miscellaneous	2014	92	85	94	69	61	53	51	58	54	59	37	46	759			759
	2015	55	52	78	59	40	47	66	54	46	55	47	121	720	-5.1%	▼	720
Misdemeanor	2014	10	11	10	11	18	17	2	31	13	13	5	31	172			172
	2015	8	12	6	32	6	29	15	24	5	23	4	28	192	11.6%	▲	192
Non-Capital Felonies and Related Matters	2014	13	68	56	41	99	67	20	136	57	61	18	67	703			703
	2015	30	62	14	93	18	71	23	59	31	186	18	73	678	-3.6%	▼	678
Other	2014	24	16	17	10	17	18	12	19	13	16	18	22	202			202
	2015	16	19	21	18	21	24	28	20	9	11	17	19	223	10.4%	▲	223
Other Criminally Related Matters	2014	3	5	3	3	7	1	3	7	2	4	1	6	45			45
	2015	1	3	1	4	2	4	4	2	2	2	2	3	30	-33.3%	▼	30
Probates/Wills and Trusts - Level 1	2014	-	2	-	-	-	-	-	-	-	-	-	1	3			3
	2015	-	1	-	1	-	-	1	-	-	-	-	-	3	0.0%	⇄	3
Probates/Wills and Trusts - Level 2	2014	-	-	-	4	2	-	-	1	1	-	-	1	9			9
	2015	5	1	2	-	1	-	1	-	-	-	-	-	10	11.1%	▲	10
Uncontested Divorce	2014	8	3	8	11	3	5	5	3	9	2	3	11	71			71
	2015	4	7	7	8	11	7	6	6	5	6	3	8	78	9.9%	▲	78

Court: Bedford Circuit

Start/End Date: Jan-14 / Dec-15

2014 Average Month: 295

Jan-Dec 2014: 3,537

Filings Trending: ▲

Circuit/Court ID: 24

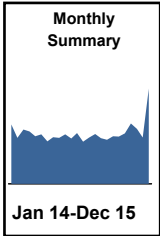
224019

Type of Case: Filings

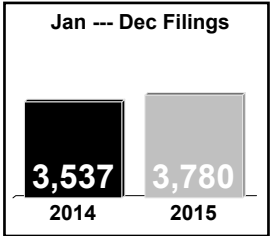
2015 Average Month:315

Jan-Dec 2015 : 3,780

Overall AVG. Month: 305



Totals		
	2014	2015
Civil	847	833
Criminal	1,014	836
Other	1,676	2,111
Total	3,537	3,780



Jan --- Dec Filings				
	2014	2015	% Change	Trending
Civil	847	833	-1.7%	▼
Criminal	1,014	836	-17.6%	▼
Other	1,676	2,111	26.0%	▲
Total	3,537	3,780	6.9%	▲

	Jan	Feb	Mar	Apr	May	Jun	Jul	Aug	Sep	Oct	Nov	Dec	Thru Dec	% Change	Trending	Total
2014	357	276	326	315	285	296	255	280	275	297	271	304	3,537			3,537
2015	252	278	298	274	265	286	283	302	363	330	277	572	3,780	6.9%	▲	3,780

		Jan	Feb	Mar	Apr	May	Jun	Jul	Aug	Sep	Oct	Nov	Dec	Thru Dec	% Change	Trending	Total
Administrative Law	2014	-	1	-	-	-	-	-	-	-	-	-	1	2			2
Contested Divorce	2014	10	5	5	7	4	6	9	8	3	6	-	6	69			69
	2015	7	11	13	6	11	9	5	4	8	5	8	6	93	34.8%	▲	93
Domestic and Family - Level 1	2014	2	3	9	11	3	10	4	12	5	21	26	15	121			121
	2015	8	6	11	6	3	9	13	10	9	4	3	11	93	-23.1%	▼	93
Domestic and Family - Level 2	2014	4	6	3	5	11	5	10	5	4	2	3	2	60			60
	2015	1	4	4	3	6	5	5	6	3	8	6	2	53	-11.7%	▼	53
General Civil - Level 1	2014	-	-	1	1	-	-	-	-	1	-	-	-	3			3
	2015	-	-	1	-	-	1	-	-	-	1	1	-	4	33.3%	▲	4
General Civil - Level 2	2014	9	10	12	6	6	12	7	9	5	7	3	12	98			98
	2015	10	8	14	6	11	16	6	14	9	7	4	9	114	16.3%	▲	114
General Civil - Level 3	2014	9	7	10	6	4	2	4	6	2	4	3	5	62			62
	2015	7	9	4	-	5	2	3	10	6	4	3	2	55	-11.3%	▼	55
Miscellaneous	2014	240	195	183	175	141	126	123	150	140	166	114	144	1,897			1,897
	2015	143	145	152	161	153	152	151	184	202	203	169	478	2,293	20.9%	▲	2,293
Misdemeanor	2014	13	10	13	9	25	16	13	17	24	6	11	20	177			177
	2015	9	15	11	8	16	10	16	5	10	29	14	12	155	-12.4%	▼	155
Non-Capital Felonies and Related Matters	2014	50	20	61	53	69	92	62	45	56	61	81	74	724			724
	2015	31	48	54	47	35	48	53	41	86	43	30	35	551	-23.9%	▼	551
Other	2014	-	-	-	1	-	2	-	-	2	-	-	-	5			5
	2015	-	2	-	1	1	-	1	-	-	2	1	2	10	100.0%	▲	10
Other Criminally Related Matters	2014	3	5	7	14	13	11	7	12	10	6	18	9	115			115
	2015	17	7	6	10	8	12	10	10	14	10	23	5	132	14.8%	▲	132
Probates/Wills and Trusts - Level 1	2014	-	1	-	-	1	-	1	-	2	1	4	-	10			10
	2015	-	-	-	1	1	-	-	1	-	2	1	-	6	-40.0%	▼	6
Probates/Wills and Trusts - Level 2	2014	3	1	2	3	-	1	-	1	2	1	-	2	16			16
	2015	7	4	3	2	1	6	4	5	3	1	4	1	41	156.3%	▲	41
Uncontested Divorce	2014	14	12	20	24	8	13	15	15	19	16	8	14	178			178
	2015	12	19	25	23	14	16	16	12	13	11	10	9	180	1.1%	▲	180

Court: Campbell Circuit

Start/End Date: Jan-14 / Dec-15

2014 Average Month: 253

Jan-Dec 2014: 3,032

Filings Trending: ▲

Circuit/Court ID: 24

224031

Type of Case: Filings

2015 Average Month:260

Jan-Dec 2015 : 3,125

Overall AVG. Month: 257

Monthly Summary

Jan 14-Dec 15

Totals

	2014	2015
Civil	637	657
Criminal	1,313	1,148
Other	1,082	1,320
Total	3,032	3,125

Jan --- Dec Filings

20142015

Jan --- Dec Filings

	2014	2015	% Change	Trending
Civil	637	657	3.1%	▲
Criminal	1,313	1,148	-12.6%	▼
Other	1,082	1,320	22.0%	▲
Total	3,032	3,125	3.1%	▲

	Jan	Feb	Mar	Apr	May	Jun	Jul	Aug	Sep	Oct	Nov	Dec	Thru Dec	% Change	Trending	Total
2014	266	241	347	234	269	203	257	188	306	297	208	216	3,032			3,032
2015	240	241	250	196	237	217	265	229	281	203	284	482	3,125	3.1%	▲	3,125

		Jan	Feb	Mar	Apr	May	Jun	Jul	Aug	Sep	Oct	Nov	Dec	Thru Dec	% Change	Trending	Total
Administrative Law	2014	1	-	-	-	-	-	-	-	-	-	-	-	1			1
Contested Divorce	2014	2	8	13	10	4	7	4	6	5	2	4	2	67			67
	2015	3	9	5	5	6	7	4	3	8	3	6	6	65	-3.0%	▼	65
Domestic and Family - Level 1	2014	1	12	1	2	6	5	2	11	2	10	3	8	63			63
	2015	4	8	1	6	3	7	5	8	1	6	1	12	62	-1.6%	▼	62
Domestic and Family - Level 2	2014	1	2	1	2	8	6	2	3	8	4	4	6	47			47
	2015	1	4	3	5	1	5	4	1	1	1	7	-	33	-29.8%	▼	33
General Civil - Level 1	2014	-	-	2	-	-	-	1	1	1	2	-	-	7			7
	2015	-	-	-	1	1	-	-	-	2	1	1	-	6	-14.3%	▼	6
General Civil - Level 2	2014	5	4	9	11	14	5	7	6	7	14	9	5	96			96
	2015	14	9	6	13	13	9	10	11	14	3	7	11	120	25.0%	▲	120
General Civil - Level 3	2014	6	3	1	4	1	9	1	7	7	13	2	3	57			57
	2015	3	3	16	6	4	3	4	3	11	3	6	6	68	19.3%	▲	68
Miscellaneous	2014	124	139	134	124	90	75	79	79	87	102	97	98	1,228			1,228
	2015	104	103	115	82	92	81	90	112	124	112	125	327	1,467	19.5%	▲	1,467
Misdemeanor	2014	31	22	19	13	24	26	38	18	33	32	13	32	301			301
	2015	20	23	30	15	23	24	33	27	28	28	35	35	321	6.6%	▲	321
Non-Capital Felonies and Related Matters	2014	74	35	154	53	104	55	94	38	143	98	63	53	964			964
	2015	77	65	48	46	81	57	95	47	69	33	83	70	771	-20.0%	▼	771
Other	2014	-	-	-	1	-	1	4	1	-	3	-	1	11			11
	2015	1	-	2	1	1	-	3	6	-	-	1	2	17	54.5%	▲	17
Other Criminally Related Matters	2014	7	7	3	1	4	-	8	5	5	6	1	4	51			51
	2015	5	2	4	3	3	12	5	6	9	3	1	3	56	9.8%	▲	56
Probates/Wills and Trusts - Level 1	2014	-	-	-	-	-	-	1	-	2	-	-	-	3			3
	2015	-	-	1	-	-	-	-	-	-	-	1	-	2	-33.3%	▼	2
Probates/Wills and Trusts - Level 2	2014	1	2	1	2	1	-	-	1	-	1	1	1	11			11
	2015	-	-	1	-	1	1	3	1	-	1	-	-	8	-27.3%	▼	8
Protective Orders	2014	1	-	-	-	-	-	-	-	-	5	-	-	6			6
	2015	-	-	-	-	-	1	-	-	-	-	-	-	1	-83.3%	▼	1
Uncontested Divorce	2014	12	7	9	11	13	14	16	12	6	5	11	3	119			119
	2015	8	15	18	13	8	10	9	4	14	9	10	10	128	7.6%	▲	128

Court: Nelson Circuit

Start/End Date: Jan-14 / Dec-15

2014 Average Month: 72

Jan-Dec 2014: 866

Filings Trending: ▲

Circuit/Court ID: 24

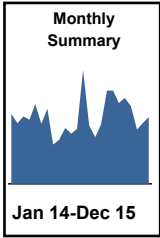
224125

Type of Case: Filings

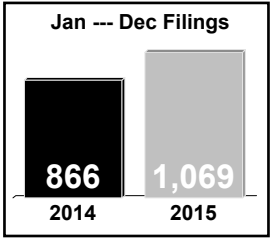
2015 Average Month:89

Jan-Dec 2015 : 1,069

Overall AVG. Month: 81



Totals		
	2014	2015
Civil	241	405
Criminal	324	397
Other	301	267
Total	866	1,069



Jan --- Dec Filings				
	2014	2015	% Change	Trending
Civil	241	405	68.0%	▲
Criminal	324	397	22.5%	▲
Other	301	267	-11.3%	▼
Total	866	1,069	23.4%	▲

	Jan	Feb	Mar	Apr	May	Jun	Jul	Aug	Sep	Oct	Nov	Dec	Thru Dec	% Change	Trending	Total
2014	84	73	81	77	96	72	90	47	53	67	60	66	866			866
2015	137	70	56	71	112	112	97	103	93	65	73	80	1,069	23.4%	▲	1,069

		Jan	Feb	Mar	Apr	May	Jun	Jul	Aug	Sep	Oct	Nov	Dec	Thru Dec	% Change	Trending	Total
Administrative Law	2014	-	-	-	-	1	-	-	-	-	-	1	-	2			2
	2015	-	-	-	-	-	-	1	-	-	-	-	-	1	-50.0%	▼	1
Contested Divorce	2014	5	-	1	-	-	2	1	1	-	1	1	1	13			13
	2015	-	2	3	10	4	6	4	2	8	2	6	1	48	269.2%	▲	48
Domestic and Family - Level 1	2014	-	-	4	-	-	5	-	-	4	-	-	-	13			13
	2015	-	2	-	1	3	1	1	1	-	3	3	1	16	23.1%	▲	16
Domestic and Family - Level 2	2014	-	-	1	5	-	-	-	-	2	-	-	-	8			8
	2015	-	-	-	1	1	-	-	-	1	-	-	5	8	0.0%	↔	8
General Civil - Level 1	2014	1	-	-	-	-	-	-	1	-	-	-	1	3			3
	2015	-	-	2	-	-	-	-	-	-	-	-	-	2	-33.3%	▼	2
General Civil - Level 2	2014	3	1	-	2	1	2	2	2	-	-	1	21	35			35
	2015	50	3	6	2	3	28	10	29	2	2	3	-	138	294.3%	▲	138
General Civil - Level 3	2014	12	9	3	15	1	1	7	4	2	2	1	1	58			58
	2015	16	10	-	1	-	3	-	1	2	2	4	-	39	-32.8%	▼	39
Miscellaneous	2014	36	46	41	29	27	28	32	16	25	35	31	22	368			368
	2015	23	27	28	27	15	27	22	27	21	36	33	55	341	-7.3%	▼	341
Misdemeanor	2014	6	4	3	1	3	5	9	2	5	12	4	2	56			56
	2015	2	1	5	1	15	17	26	14	6	5	6	3	101	80.4%	▲	101
Non-Capital Felonies and Related Matters	2014	20	12	24	14	56	14	28	18	12	8	15	13	234			234
	2015	19	21	6	13	53	10	22	17	14	12	7	9	203	-13.2%	▼	203
Other	2014	-	-	-	2	2	-	-	-	-	-	-	-	4			4
	2015	1	1	-	-	1	-	1	1	-	1	-	2	8	100.0%	▲	8
Other Criminally Related Matters	2014	-	-	1	2	2	14	6	-	2	2	2	3	34			34
	2015	24	-	-	9	11	8	3	4	27	2	4	1	93	173.5%	▲	93
Probates/Wills and Trusts - Level 1	2014	-	-	-	-	-	-	-	-	-	-	1	-	1			1
	2015	-	-	-	-	-	-	-	-	-	-	1	1	2	100.0%	▲	2
Probates/Wills and Trusts - Level 2	2014	1	-	-	1	1	-	1	3	-	-	-	-	7			7
	2015	-	-	-	-	1	1	-	-	-	-	1	-	3	-57.1%	▼	3
Uncontested Divorce	2014	-	1	3	6	2	1	4	-	1	7	3	2	30			30
	2015	2	3	6	6	5	11	7	7	12	-	5	2	66	120.0%	▲	66

Court: Lynchburg Circuit

Start/End Date: Jan-14 / Dec-15

2014 Average Month: 365

Jan-Dec 2014: 4,374

Filings Trending: ↔

Circuit/Court ID: 24

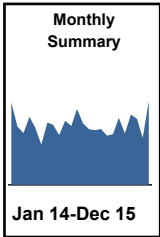
224680

Type of Case: Filings

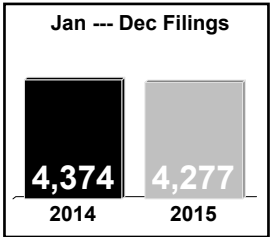
2015 Average Month:356

Jan-Dec 2015 : 4,277

Overall AVG. Month: 360



Totals		
	2014	2015
Civil	1,386	1,378
Criminal	2,409	2,133
Other	579	766
Total	4,374	4,277



Jan --- Dec Filings				
	2014	2015	% Change	Trending
Civil	1,386	1,378	-0.6%	▼
Criminal	2,409	2,133	-11.5%	▼
Other	579	766	32.3%	▲
Total	4,374	4,277	-2.2%	▼

		Jan	Feb	Mar	Apr	May	Jun	Jul	Aug	Sep	Oct	Nov	Dec	Thru Dec	% Change	Trending	Total
2014		494	350	310	408	343	242	374	360	298	385	353	457	4,374			4,374
2015		368	334	327	335	295	304	403	309	421	397	282	502	4,277	-2.2%	▼	4,277

		Jan	Feb	Mar	Apr	May	Jun	Jul	Aug	Sep	Oct	Nov	Dec	Thru Dec	% Change	Trending	Total
Administrative Law	2014	1	-	-	-	-	-	-	1	1	2	1	1	7			7
	2015	-	-	-	-	1	-	-	-	-	-	-	-	1	-85.7%	▼	1
Contested Divorce	2014	7	10	14	19	9	11	12	10	8	12	12	6	130			130
	2015	8	11	12	10	10	12	10	14	3	7	7	11	115	-11.5%	▼	115
Domestic and Family - Level 1	2014	66	8	11	24	12	7	27	17	8	7	3	32	222			222
	2015	6	15	17	42	32	11	6	15	50	22	11	22	249	12.2%	▲	249
Domestic and Family - Level 2	2014	-	3	5	1	1	1	-	4	-	8	9	8	40			40
	2015	2	1	4	4	3	1	1	1	2	4	1	2	26	-35.0%	▼	26
General Civil - Level 1	2014	1	2	1	-	6	1	3	4	6	3	1	-	28			28
	2015	4	2	3	2	-	3	4	3	8	-	1	4	34	21.4%	▲	34
General Civil - Level 2	2014	14	13	23	12	17	10	8	5	12	15	9	18	156			156
	2015	11	14	11	15	15	11	10	12	21	9	11	4	144	-7.7%	▼	144
General Civil - Level 3	2014	9	13	6	9	7	3	6	5	6	6	4	11	85			85
	2015	8	8	6	7	7	7	4	5	11	8	3	4	78	-8.2%	▼	78
Miscellaneous	2014	85	91	102	74	78	40	66	63	67	83	72	93	914			914
	2015	98	81	98	81	65	80	89	69	108	75	84	218	1,146	25.4%	▲	1,146
Misdemeanor	2014	91	29	33	53	51	28	42	31	48	61	41	52	560			560
	2015	64	31	28	21	33	33	57	36	50	61	40	26	480	-14.3%	▼	480
Non-Capital Felonies and Related Matters	2014	170	140	73	172	130	97	177	190	94	151	164	193	1,751			1,751
	2015	132	125	110	113	83	98	189	112	130	175	87	180	1,534	-12.4%	▼	1,534
Other	2014	4	1	4	7	1	7	1	2	2	1	1	2	33			33
	2015	3	3	7	2	2	4	2	4	3	4	5	2	41	24.2%	▲	41
Other Criminally Related Matters	2014	10	5	4	7	6	11	7	2	11	14	9	14	100			100
	2015	3	15	7	9	9	15	8	12	17	12	6	9	122	22.0%	▲	122
Probates/Wills and Trusts - Level 1	2014	-	-	-	-	3	-	1	-	-	-	-	-	4			4
	2015	1	-	-	-	-	-	-	-	-	-	-	-	1	-75.0%	▼	1
Probates/Wills and Trusts - Level 2	2014	1	2	4	2	3	4	3	3	2	5	2	6	37			37
	2015	3	3	-	2	4	1	1	2	3	2	2	2	25	-32.4%	▼	25
Protective Orders	2015	-	-	-	-	-	1	-	-	-	-	-	-	1			1
Uncontested Divorce	2014	35	33	30	28	19	22	21	23	33	17	25	21	307			307
	2015	25	25	24	27	31	27	22	24	15	18	24	18	280	-8.8%	▼	280

Court: Alleghany Circuit

Start/End Date: Jan-14 / Dec-15

2014 Average Month: 143

Jan-Dec 2014: 1,716

Filings Trending: ▲

Circuit/Court ID: 25

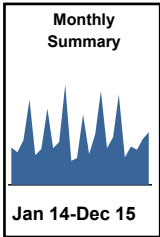
225005

Type of Case: Filings

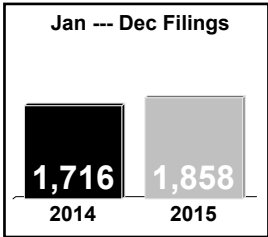
2015 Average Month:155

Jan-Dec 2015 : 1,858

Overall AVG. Month: 149



Totals		
	2014	2015
Civil	337	306
Criminal	956	1,049
Other	423	503
Total	1,716	1,858



Jan --- Dec Filings				
	2014	2015	% Change	Trending
Civil	337	306	-9.2%	▼
Criminal	956	1,049	9.7%	▲
Other	423	503	18.9%	▲
Total	1,716	1,858	8.3%	▲

	Jan	Feb	Mar	Apr	May	Jun	Jul	Aug	Sep	Oct	Nov	Dec	Thru Dec	% Change	Trending	Total
2014	112	98	134	256	89	107	229	110	128	301	72	80	1,716			1,716
2015	211	92	152	282	110	143	271	82	115	105	137	158	1,858	8.3%	▲	1,858

		Jan	Feb	Mar	Apr	May	Jun	Jul	Aug	Sep	Oct	Nov	Dec	Thru Dec	% Change	Trending	Total
Administrative Law	2014	-	-	-	-	1	-	-	-	-	-	-	-	1			1
	2015	-	-	-	-	-	-	1	-	-	-	-	-	1	0.0%	↔	1
Capital Murder	2014	-	-	-	2	-	-	-	-	-	-	-	-	2			2
	2015	-	-	-	-	-	-	-	-	-	-	-	-	-			-
Contested Divorce	2014	2	3	7	4	4	2	2	-	-	1	3	-	28			28
	2015	-	6	2	-	3	2	2	2	-	-	4	-	21	-25.0%	▼	21
Domestic and Family - Level 1	2014	-	1	1	-	-	-	1	-	1	-	1	1	6			6
	2015	-	1	5	1	-	2	-	-	-	1	-	-	10	66.7%	▲	10
Domestic and Family - Level 2	2014	1	-	1	2	-	3	1	-	2	1	-	1	12			12
	2015	-	1	1	3	1	2	-	-	-	4	1	1	14	16.7%	▲	14
General Civil - Level 1	2014	-	1	-	1	-	1	-	-	-	-	-	1	4			4
	2015	2	-	-	1	1	2	-	-	1	-	3	-	10	150.0%	▲	10
General Civil - Level 2	2014	4	1	3	1	1	3	2	2	2	2	3	2	26			26
	2015	1	2	4	1	2	4	3	1	2	4	5	1	30	15.4%	▲	30
General Civil - Level 3	2014	3	-	1	-	2	1	-	2	28	26	2	2	67			67
	2015	2	-	-	1	1	8	11	4	1	3	6	-	37	-44.8%	▼	37
Miscellaneous	2014	42	49	61	46	28	36	40	45	41	57	22	36	503			503
	2015	37	58	55	23	33	44	44	42	58	57	52	96	599	19.1%	▲	599
Misdemeanor	2014	10	8	9	8	4	9	21	5	10	10	7	6	107			107
	2015	29	9	28	15	8	15	21	6	14	6	15	16	182	70.1%	▲	182
Non-Capital Felonies and Related Matters	2014	43	31	35	183	35	39	152	36	30	193	25	24	826			826
	2015	131	9	44	228	44	56	183	21	29	22	45	34	846	2.4%	▲	846
Other	2014	1	1	2	2	-	3	2	2	1	1	1	-	16			16
	2015	-	-	1	-	1	-	-	1	1	1	-	3	8	-50.0%	▼	8
Other Criminally Related Matters	2014	-	1	2	1	3	3	2	3	5	-	-	3	23			23
	2015	6	1	-	2	3	1	1	1	4	1	1	3	24	4.3%	▲	24
Probates/Wills and Trusts - Le	2014	-	-	-	-	-	-	-	1	1	-	-	-	2			2
Probates/Wills and Trusts - Level 2	2014	1	1	1	1	-	-	-	3	1	1	2	3	14			14
	2015	1	1	-	2	2	-	-	1	1	-	-	-	8	-42.9%	▼	8
Uncontested Divorce	2014	5	1	11	5	11	7	6	11	6	9	6	1	79			79
	2015	2	4	12	5	11	7	5	3	4	6	5	4	68	-13.9%	▼	68

Court: Augusta Circuit

Start/End Date: Jan-14 / Dec-15

2014 Average Month: 380

Jan-Dec 2014: 4,555

Filings Trending: ▼

Circuit/Court ID: 25

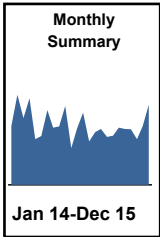
225015

Type of Case: Filings

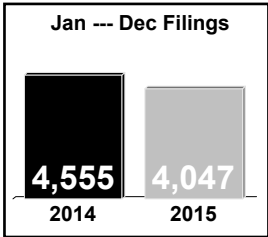
2015 Average Month:337

Jan-Dec 2015 : 4,047

Overall AVG. Month: 358



Totals		
	2014	2015
Civil	915	824
Criminal	1,879	1,611
Other	1,761	1,612
Total	4,555	4,047



Jan --- Dec Filings				
	2014	2015	% Change	Trending
Civil	915	824	-9.9%	▼
Criminal	1,879	1,611	-14.3%	▼
Other	1,761	1,612	-8.5%	▼
Total	4,555	4,047	-11.2%	▼

	Jan	Feb	Mar	Apr	May	Jun	Jul	Aug	Sep	Oct	Nov	Dec	Thru Dec	% Change	Trending	Total
2014	352	541	400	519	273	294	449	343	351	474	221	338	4,555			4,555
2015	433	261	317	336	287	295	343	335	333	273	353	481	4,047	-11.2%	▼	4,047

		Jan	Feb	Mar	Apr	May	Jun	Jul	Aug	Sep	Oct	Nov	Dec	Thru Dec	% Change	Trending	Total
Administrative Law	2014	-	1	-	-	1	1	-	-	1	-	1	1	6			6
	2015	-	-	1	-	1	-	2	-	2	-	-	-	6	0.0%	↔	6
Capital Murder	2014	1	-	-	-	-	-	-	-	1	-	-	-	2			2
	2015	1	-	-	-	-	-	-	-	-	-	-	-	1	-50.0%	▼	1
Contested Divorce	2014	5	3	7	12	6	9	8	5	11	9	5	2	82			82
	2015	6	7	5	5	3	5	9	5	8	5	2	4	64	-22.0%	▼	64
Domestic and Family - Level 1	2014	20	20	12	-	20	15	2	32	29	2	5	12	169			169
	2015	11	6	21	12	9	7	15	10	9	15	16	1	132	-21.9%	▼	132
Domestic and Family - Level 2	2014	5	8	16	9	7	12	9	4	6	8	4	4	92			92
	2015	1	8	11	7	9	3	5	4	7	8	3	6	72	-21.7%	▼	72
General Civil - Level 1	2014	-	1	1	1	3	-	2	-	-	-	-	-	8			8
	2015	-	-	-	-	1	-	-	-	-	-	-	-	1	-87.5%	▼	1
General Civil - Level 2	2014	7	7	4	9	7	3	3	9	8	12	6	32	107			107
	2015	8	7	10	6	5	13	13	23	3	10	4	2	104	-2.8%	▼	104
General Civil - Level 3	2014	2	3	6	8	2	1	1	4	7	9	3	4	50			50
	2015	5	1	1	5	7	6	3	8	5	4	8	4	57	14.0%	▲	57
Miscellaneous	2014	186	247	231	196	115	126	107	128	129	159	90	129	1,843			1,843
	2015	134	128	128	128	129	114	129	117	120	103	152	306	1,688	-8.4%	▼	1,688
Misdemeanor	2014	7	9	8	7	4	8	21	8	14	13	7	8	114			114
	2015	17	9	8	17	3	6	18	18	13	21	10	9	149	30.7%	▲	149
Non-Capital Felonies and Related Matters	2014	91	215	97	236	90	85	263	128	101	234	74	116	1,730			1,730
	2015	219	67	105	121	84	126	123	125	146	88	139	99	1,442	-16.6%	▼	1,442
Other	2014	14	8	5	14	4	12	17	6	14	17	6	15	132			132
	2015	17	13	13	17	12	9	16	7	7	8	8	34	161	22.0%	▲	161
Other Criminally Related Matters	2014	2	1	2	3	3	2	3	6	8	1	3	1	35			35
	2015	1	2	1	3	4	2	-	2	3	2	2	-	22	-37.1%	▼	22
Probates/Wills and Trusts - Level 1	2014	-	1	1	-	-	-	-	-	2	2	-	-	6			6
	2015	1	-	-	-	-	-	-	-	-	-	-	-	1	-83.3%	▼	1
Probates/Wills and Trusts - Level 2	2014	1	-	-	-	-	3	2	2	-	1	1	1	11			11
	2015	1	1	-	-	1	-	-	2	1	2	1	-	9	-18.2%	▼	9
Protective Orders	2014	-	-	-	-	-	-	-	-	1	-	-	-	1			1
Uncontested Divorce	2014	11	17	10	24	11	17	11	11	19	7	16	13	167			167
	2015	11	12	13	15	19	4	10	14	9	7	8	16	138	-17.4%	▼	138

Court: Bath Circuit

Start/End Date: Jan-14 / Dec-15

2014 Average Month: 19

Jan-Dec 2014: 232

Filings Trending: ▲

Circuit/Court ID: 25

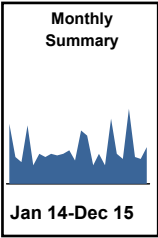
225017

Type of Case: Filings

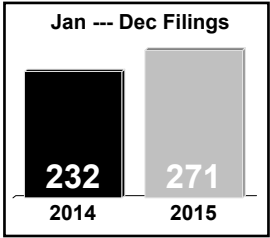
2015 Average Month:23

Jan-Dec 2015 : 271

Overall AVG. Month: 21



Totals		
	2014	2015
Civil	56	57
Criminal	54	92
Other	122	122
Total	232	271



Jan --- Dec Filings				
	2014	2015	% Change	Trending
Civil	56	57	1.8%	▲
Criminal	54	92	70.4%	▲
Other	122	122	-	↔
Total	232	271	16.8%	▲

	Jan	Feb	Mar	Apr	May	Jun	Jul	Aug	Sep	Oct	Nov	Dec	Thru Dec	% Change	Trending	Total
2014	36	16	13	35	11	18	16	18	17	18	20	14	232			232
2015	32	29	11	18	11	39	18	15	45	16	15	22	271	16.8%	▲	271

		Jan	Feb	Mar	Apr	May	Jun	Jul	Aug	Sep	Oct	Nov	Dec	Thru Dec	% Change	Trending	Total
Contested Divorce	2014	1	-	1	2	-	-	-	1	1	-	1	-	7			7
	2015	1	1	1	1	1	-	-	1	-	1	1	-	8	14.3%	▲	8
Domestic and Family - Level 1	2014	1	1	-	-	-	-	-	-	-	-	-	-	2			2
	2015	-	-	-	-	-	-	-	-	1	-	-	-	1	0.0%	↔	1
Domestic and Family - Level 2	2014	-	-	-	-	-	-	-	-	-	-	-	-	1			1
	2015	-	-	-	-	-	-	-	-	-	1	-	-	1	0.0%	↔	1
General Civil - Level 1	2014	1	-	-	-	-	1	-	-	-	-	-	-	2			2
	2015	-	-	1	-	-	-	-	-	-	1	1	-	3	50.0%	▲	3
General Civil - Level 2	2014	-	-	-	-	1	1	-	1	-	2	-	1	6			6
	2015	-	1	-	2	-	1	1	-	4	1	2	1	13	116.7%	▲	13
General Civil - Level 3	2014	1	-	-	-	1	-	-	-	-	1	-	1	4			4
	2015	-	-	-	-	-	-	-	-	-	1	1	-	2	-50.0%	▼	2
Miscellaneous	2014	17	12	10	18	7	8	14	12	8	11	12	10	139			139
	2015	6	27	9	8	8	9	13	9	17	10	10	13	139	0.0%	↔	139
Misdemeanor	2014	5	-	1	9	-	-	-	-	1	-	-	-	16			16
	2015	-	-	-	3	-	3	2	-	2	-	-	3	13	-18.8%	▼	13
Non-Capital Felonies and Related Matters	2014	10	-	-	6	1	8	2	3	3	1	2	1	37			37
	2015	22	-	-	3	-	24	2	2	20	-	-	4	77	108.1%	▲	77
Other Criminally Related Matters	2014	-	-	1	-	-	-	-	-	-	-	-	-	1			1
	2015	1	-	-	-	-	1	-	-	-	-	-	-	2	100.0%	▲	2
Probates/Wills and Trusts - Level 2	2014	-	-	-	-	-	-	-	-	1	-	-	-	1			1
	2015	1	-	-	1	-	-	-	1	-	-	-	-	3	200.0%	▲	3
Uncontested Divorce	2014	-	3	-	-	1	-	-	1	2	3	5	1	16			16
	2015	1	-	-	-	2	1	-	2	2	1	-	1	10	-37.5%	▼	10

Court: Botetourt Circuit

Start/End Date: Jan-14 / Dec-15

2014 Average Month: 174

Jan-Dec 2014: 2,083

Filings Trending: ▼

Circuit/Court ID: 25

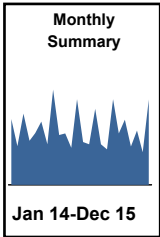
225023

Type of Case: Filings

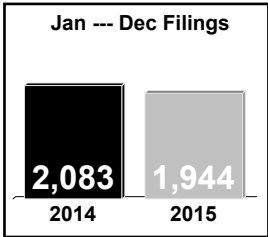
2015 Average Month:162

Jan-Dec 2015 : 1,944

Overall AVG. Month: 168



Totals		
	2014	2015
Civil	392	343
Criminal	935	826
Other	756	775
Total	2,083	1,944



Jan --- Dec Filings				
	2014	2015	% Change	Trending
Civil	392	343	-12.5%	▼
Criminal	935	826	-11.7%	▼
Other	756	775	2.5%	▲
Total	2,083	1,944	-6.7%	▼

	Jan	Feb	Mar	Apr	May	Jun	Jul	Aug	Sep	Oct	Nov	Dec	Thru Dec	% Change	Trending	Total
2014	197	116	214	132	155	190	122	286	149	154	111	257	2,083			2,083
2015	128	122	228	122	106	257	154	195	115	163	98	256	1,944	-6.7%	▼	1,944

		Jan	Feb	Mar	Apr	May	Jun	Jul	Aug	Sep	Oct	Nov	Dec	Thru Dec	% Change	Trending	Total
Administrative Law	2015	-	1	-	-	-	-	1	1	-	-	-	1	4			4
Contested Divorce	2014	5	3	3	1	5	5	4	6	4	7	-	6	49			49
	2015	5	4	1	2	5	1	5	6	3	2	-	3	37	-24.5%	▼	37
Domestic and Family - Level 1	2014	5	2	-	8	3	14	2	1	-	2	-	3	40			40
	2015	2	6	14	3	2	3	10	9	4	2	-	-	55	37.5%	▲	55
Domestic and Family - Level 2	2014	-	-	2	1	-	-	-	-	1	-	1	-	5			5
	2015	-	-	1	-	1	-	-	1	-	-	-	2	5	0.0%	↔	5
General Civil - Level 1	2014	-	1	1	-	-	1	-	-	2	-	1	1	7			7
	2015	1	-	-	-	1	-	-	-	-	-	-	-	2	-71.4%	▼	2
General Civil - Level 2	2014	3	3	4	3	5	4	8	3	5	7	2	8	55			55
	2015	8	1	6	4	3	11	1	3	2	1	3	1	44	-20.0%	▼	44
General Civil - Level 3	2014	3	4	5	5	3	1	1	12	2	-	4	-	40			40
	2015	1	3	3	4	3	3	2	1	3	3	2	2	30	-25.0%	▼	30
Miscellaneous	2014	122	75	99	76	59	65	45	66	64	60	54	65	850			850
	2015	57	57	78	55	38	57	61	79	70	87	59	163	861	1.3%	▲	861
Misdemeanor	2014	12	6	18	12	15	17	16	19	16	23	12	51	217			217
	2015	17	12	24	9	13	32	8	32	9	9	7	17	189	-12.9%	▼	189
Non-Capital Felonies and Related Matters	2014	37	13	71	18	51	69	25	165	37	44	21	104	655			655
	2015	24	21	90	33	24	143	61	53	17	41	18	60	585	-10.7%	▼	585
Other Criminally Related Matters	2014	6	1	5	3	4	5	6	5	10	4	7	7	63			63
	2015	5	11	4	5	6	1	2	4	1	7	3	3	52	-17.5%	▼	52
Probates/Wills and Trusts - Level 1	2014	-	-	-	-	2	-	1	1	-	-	-	-	4			4
	2015	1	-	1	-	-	-	-	1	-	-	-	-	3	-25.0%	▼	3
Probates/Wills and Trusts - Level 2	2014	-	-	1	-	1	-	2	-	-	1	1	1	7			7
	2015	-	2	-	1	-	1	-	-	-	2	1	-	7	0.0%	↔	7
Uncontested Divorce	2014	4	8	5	5	7	9	12	8	8	6	8	11	91			91
	2015	7	4	6	6	10	5	3	5	6	9	5	4	70	-23.1%	▼	70

Court: Craig Circuit

Start/End Date: Jan-14 / Dec-15

2014 Average Month: 29

Jan-Dec 2014: 350

Filings Trending: ↔

Circuit/Court ID: 25

225045


Type of Case: Filings

2015 Average Month:29

Jan-Dec 2015 : 344

Overall AVG. Month: 29

Monthly Summary



Jan 14-Dec 15

Totals

	2014	2015
Civil	72	57
Criminal	82	64
Other	196	223
Total	350	344

Jan --- Dec Filings

350

2014

344

2015

Jan --- Dec Filings

	2014	2015	% Change	Trending
Civil	72	57	-20.8%	▼
Criminal	82	64	-22.0%	▼
Other	196	223	13.8%	▲
Total	350	344	-1.7%	▼

	Jan	Feb	Mar	Apr	May	Jun	Jul	Aug	Sep	Oct	Nov	Dec	Thru Dec	% Change	Trending	Total
2014	33	31	25	27	42	24	23	30	41	26	27	21	350			350
2015	23	24	19	31	25	31	19	28	35	39	30	40	344	-1.7%	▼	344

		Jan	Feb	Mar	Apr	May	Jun	Jul	Aug	Sep	Oct	Nov	Dec	Thru Dec	% Change	Trending	Total
Administrative Law	2014	-	-	-	-	-	-	-	1	-	-	-	-	1			1
Contested Divorce	2014	-	-	1	1	-	-	-	-	1	-	-	1	4			4
	2015	-	1	-	2	-	1	-	-	2	1	-	1	8	100.0%	▲	8
Domestic and Family - Level 1	2014	1	2	3	-	4	-	1	1	2	1	-	-	15			15
	2015	-	-	-	2	-	4	1	3	-	-	1	-	11	-26.7%	▼	11
Domestic and Family - Level 2	2014	-	-	-	-	1	-	-	-	-	-	1	-	2			2
General Civil - Level 1	2014	-	-	-	-	-	2	-	-	-	-	-	-	2			2
	2015	-	-	-	-	-	-	-	-	-	1	-	-	1	-50.0%	▼	1
General Civil - Level 2	2014	1	1	-	1	3	-	1	1	-	1	-	1	10			10
	2015	-	-	1	-	-	1	1	-	1	1	-	1	6	-40.0%	▼	6
General Civil - Level 3	2014	1	1	-	-	1	-	-	-	-	-	-	-	3			3
	2015	-	-	-	-	-	-	1	1	-	-	-	-	2	-33.3%	▼	2
Miscellaneous	2014	22	18	19	24	20	14	13	19	19	14	14	16	212			212
	2015	19	13	16	15	20	18	14	20	28	23	20	35	241	13.7%	▲	241
Misdemeanor	2014	2	1	1	-	4	4	1	-	4	4	-	2	23			23
	2015	1	2	-	7	1	3	1	-	2	4	1	1	23	0.0%	↔	23
Non-Capital Felonies and Related Matters	2014	4	5	-	-	7	2	4	5	13	6	12	-	58			58
	2015	2	8	1	4	2	2	1	2	2	8	8	-	40	-31.0%	▼	40
Other	2014	-	-	-	-	-	1	-	-	-	-	-	-	1			1
Other Criminally Related Matters	2014	-	-	-	-	-	-	-	1	-	-	-	-	1			1
	2015	-	-	-	-	-	1	-	-	-	-	-	-	1	0.0%	↔	1
Probates/Wills and Trusts - Level 2	2014	-	-	-	-	-	-	1	-	1	-	-	-	2			2
	2015	-	-	-	-	-	-	-	-	-	-	-	1	1	-50.0%	▼	1
Uncontested Divorce	2014	2	3	1	1	2	1	2	2	1	-	-	1	16			16
	2015	1	-	1	1	2	1	-	2	-	1	-	1	10	-37.5%	▼	10

Court: Highland Circuit

Start/End Date: Jan-14 / Dec-15

2014 Average Month: 10

Jan-Dec 2014: 118

Filings Trending: ▲

Circuit/Court ID: 25

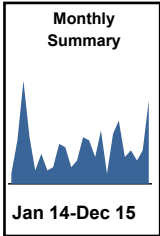
225091

Type of Case: Filings

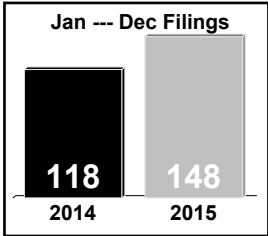
2015 Average Month:12

Jan-Dec 2015 : 148

Overall AVG. Month: 11



Totals		
	2014	2015
Civil	19	40
Criminal	38	19
Other	61	89
Total	118	148



Jan --- Dec Filings				
	2014	2015	% Change	Trending
Civil	19	40	110.5%	▲
Criminal	38	19	-50.0%	▼
Other	61	89	45.9%	▲
Total	118	148	25.4%	▲

	Jan	Feb	Mar	Apr	May	Jun	Jul	Aug	Sep	Oct	Nov	Dec	Thru Dec	% Change	Trending	Total
2014	3	13	31	14	4	9	4	5	12	11	5	7	118			118
2015	14	13	8	16	3	15	19	8	10	7	10	25	148	25.4%	▲	148

		Jan	Feb	Mar	Apr	May	Jun	Jul	Aug	Sep	Oct	Nov	Dec	Thru Dec	% Change	Trending	Total
Contested Divorce	2014	-	1	1	-	-	-	-	-	-	1	-	-	3			3
	2015	-	-	-	1	1	-	1	-	1	-	-	-	4	33.3%	▲	4
Domestic and Family - Level 2	2015	-	-	-	1	-	-	-	-	-	-	-	-	1			1
General Civil - Level 1	2015	-	-	1	-	-	-	-	-	-	-	-	-	1			1
General Civil - Level 2	2014	-	-	-	-	1	-	-	-	-	-	-	4	5			5
	2015	2	-	-	-	-	1	7	-	-	-	-	1	11	120.0%	▲	11
General Civil - Level 3	2014	-	-	-	-	-	-	1	-	-	-	-	-	1			1
	2015	-	-	-	-	-	1	-	-	-	-	-	1	2	100.0%	▲	2
Miscellaneous	2014	1	12	11	4	2	7	3	5	8	6	5	3	67			67
	2015	8	13	7	7	2	11	10	8	8	6	9	16	105	56.7%	▲	105
Misdemeanor	2014	-	-	-	-	-	1	-	-	-	2	-	-	3			3
	2015	-	-	-	4	-	-	1	-	-	-	1	1	7	133.3%	▲	7
Non-Capital Felonies and Related Matters	2014	1	-	19	9	-	1	-	-	4	1	-	-	35			35
	2015	2	-	-	2	-	2	-	-	-	1	-	4	11	-68.6%	▼	11
Other Criminally Related Matte	2015	-	-	-	1	-	-	-	-	-	-	-	-	1			1
Probates/Wills and Trusts - Le	2014	-	-	-	-	1	-	-	-	-	-	-	-	1			1
Uncontested Divorce	2014	1	-	-	1	-	-	-	-	-	1	-	-	3			3
	2015	2	-	-	-	-	-	-	-	1	-	-	2	5	66.7%	▲	5

Court: Rockbridge Circuit

Start/End Date: Jan-14 / Dec-15

2014 Average Month: 174

Jan-Dec 2014: 2,091

Filings Trending: ▼

Circuit/Court ID: 25

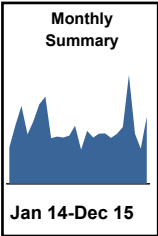
225163

Type of Case: Filings

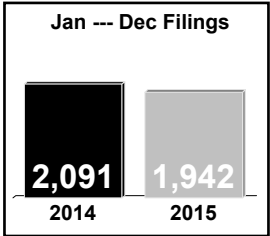
2015 Average Month:162

Jan-Dec 2015 : 1,942

Overall AVG. Month: 168



Totals		
	2014	2015
Civil	340	344
Criminal	1,185	1,035
Other	566	563
Total	2,091	1,942



Jan --- Dec Filings				
	2014	2015	% Change	Trending
Civil	340	344	1.2%	▲
Criminal	1,185	1,035	-12.7%	▼
Other	566	563	-0.5%	▼
Total	2,091	1,942	-7.1%	▼

	Jan	Feb	Mar	Apr	May	Jun	Jul	Aug	Sep	Oct	Nov	Dec	Thru Dec	% Change	Trending	Total
2014	109	175	234	148	187	239	262	137	142	139	145	174	2,091			2,091
2015	102	159	139	150	151	138	149	171	327	150	105	201	1,942	-7.1%	▼	1,942

		Jan	Feb	Mar	Apr	May	Jun	Jul	Aug	Sep	Oct	Nov	Dec	Thru Dec	% Change	Trending	Total
Administrative Law	2014	-	-	-	1	-	-	-	-	-	-	-	-	1			1
	2015	-	-	-	-	1	-	-	-	-	-	-	-	1	0.0%	↔	1
Contested Divorce	2014	4	3	1	-	1	2	5	3	-	4	2	3	28			28
	2015	3	2	3	3	-	4	-	1	6	4	2	-	28	0.0%	↔	28
Domestic and Family - Level 1	2014	-	1	1	4	2	-	3	-	1	1	2	8	23			23
	2015	2	-	3	-	3	5	2	6	2	1	2	3	29	26.1%	▲	29
Domestic and Family - Level 2	2014	1	1	-	-	1	-	2	1	-	-	1	-	7			7
	2015	-	-	1	3	-	1	1	1	-	-	2	-	9	28.6%	▲	9
General Civil - Level 1	2014	-	1	1	-	-	-	-	-	-	-	-	-	2			2
	2015	-	-	-	-	1	-	1	1	-	-	-	-	3	50.0%	▲	3
General Civil - Level 2	2014	7	2	6	5	5	9	6	4	5	1	3	2	55			55
	2015	4	6	6	3	3	4	4	3	2	10	3	2	50	-9.1%	▼	50
General Civil - Level 3	2014	2	4	6	-	6	3	2	1	6	1	1	2	34			34
	2015	2	1	1	4	4	3	3	1	3	3	5	4	34	0.0%	↔	34
Miscellaneous	2014	41	58	93	70	48	52	60	51	52	51	56	36	668			668
	2015	49	51	55	56	31	33	55	65	63	44	45	114	661	-1.0%	▼	661
Misdemeanor	2014	13	20	19	16	39	32	29	17	14	14	23	19	255			255
	2015	13	28	19	30	21	25	17	25	19	17	15	24	253	-0.8%	▼	253
Non-Capital Felonies and Related Matters	2014	36	77	91	38	68	126	141	51	46	61	49	98	882			882
	2015	17	57	34	43	71	48	53	53	224	62	14	41	717	-18.7%	▼	717
Other	2014	-	-	-	-	2	1	1	-	1	2	-	1	8			8
	2015	-	1	2	-	-	-	-	-	-	-	1	-	4	-50.0%	▼	4
Other Criminally Related Matters	2014	-	3	9	4	7	5	5	3	4	2	5	2	49			49
	2015	4	6	6	2	5	3	10	6	3	3	13	5	66	34.7%	▲	66
Probates/Wills and Trusts - Le	2014	-	-	1	-	-	-	-	-	1	-	-	-	2			2
Probates/Wills and Trusts - Level 2	2014	1	1	-	-	1	2	-	1	2	-	-	1	9			9
	2015	1	1	-	-	1	1	1	4	2	1	-	1	13	44.4%	▲	13
Uncontested Divorce	2014	4	4	6	10	7	7	8	5	10	2	3	2	68			68
	2015	7	6	9	6	10	11	2	5	3	5	3	7	74	8.8%	▲	74

Court: Buena Vista Circuit

Start/End Date: Jan-14 / Dec-15

2014 Average Month: 40

Jan-Dec 2014: 482

Filings Trending: ▼

Circuit/Court ID: 25

225530

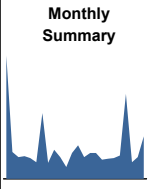
Type of Case: Filings

2015 Average Month:36

Jan-Dec 2015 : 427

Overall AVG. Month: 38

Monthly Summary



Jan 14-Dec 15

Totals

	2014	2015
Civil	70	75
Criminal	342	253
Other	70	99
Total	482	427

Jan --- Dec Filings

482

2014

427

2015

Jan --- Dec Filings

	2014	2015	% Change	Trending
Civil	70	75	7.1%	▲
Criminal	342	253	-26.0%	▼
Other	70	99	41.4%	▲
Total	482	427	-11.4%	▼

	Jan	Feb	Mar	Apr	May	Jun	Jul	Aug	Sep	Oct	Nov	Dec	Thru Dec	% Change	Trending	Total
2014	148	32	26	27	25	20	79	19	35	26	14	31	482			482
2015	40	26	31	31	23	24	25	28	102	20	26	51	427	-11.4%	▼	427

		Jan	Feb	Mar	Apr	May	Jun	Jul	Aug	Sep	Oct	Nov	Dec	Thru Dec	% Change	Trending	Total
Contested Divorce	2014	-	-	2	1	3	2	-	-	1	-	-	-	9			9
	2015	1	-	2	2	-	1	-	1	1	1	-	1	10	11.1%	▲	10
Domestic and Family - Level 1	2014	1	-	-	3	-	-	-	-	3	-	-	-	7			7
	2015	-	-	1	-	1	-	2	-	2	1	2	1	10	42.9%	▲	10
Domestic and Family - Level 2	2014	-	-	1	-	-	-	-	-	-	2	-	-	3			3
	2015	-	-	-	1	1	-	-	-	-	-	-	1	3	0.0%	↔	3
General Civil - Level 2	2014	-	-	-	-	-	1	1	2	2	-	2	1	9			9
	2015	-	-	-	-	1	-	-	-	-	1	-	2	4	-55.6%	▼	4
General Civil - Level 3	2014	-	-	-	-	-	1	1	-	-	1	-	-	3			3
	2015	-	2	-	-	-	2	-	-	-	-	-	2	6	100.0%	▲	6
Miscellaneous	2014	10	15	9	7	6	3	5	7	6	10	4	3	85			85
	2015	4	11	7	8	6	6	8	9	14	7	7	25	112	31.8%	▲	112
Misdemeanor	2014	2	5	2	2	5	5	8	1	1	-	6	8	45			45
	2015	1	5	3	10	8	1	4	7	1	1	2	6	49	8.9%	▲	49
Non-Capital Felonies and Related Matters	2014	132	9	8	10	6	6	62	8	21	10	1	14	287			287
	2015	31	4	15	5	1	12	10	8	82	7	12	11	198	-31.0%	▼	198
Other	2015	-	-	-	-	1	-	-	-	-	-	1	-	2			2
Other Criminally Related Matters	2014	2	2	1	1	1	-	-	-	-	1	1	1	10			10
	2015	-	-	-	3	2	-	-	-	-	-	1	-	6	-40.0%	▼	6
Probates/Wills and Trusts - Level 2	2014	1	1	-	-	1	-	-	-	-	-	-	1	4			4
	2015	1	1	3	-	-	-	-	-	1	-	-	-	6	50.0%	▲	6
Uncontested Divorce	2014	-	-	3	3	3	2	2	1	1	2	-	3	20			20
	2015	2	3	-	2	2	2	1	3	1	2	1	2	21	5.0%	▲	21

Court: Staunton Circuit

Start/End Date: Jan-14 / Dec-15

2014 Average Month: 137

Jan-Dec 2014: 1,646

Filings Trending: ↔

Circuit/Court ID: 25

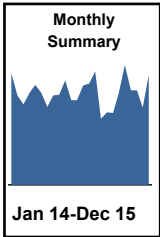
225790

Type of Case: Filings

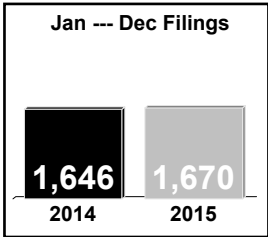
2015 Average Month:139

Jan-Dec 2015 : 1,670

Overall AVG. Month: 138



Totals		
	2014	2015
Civil	381	351
Criminal	952	967
Other	313	352
Total	1,646	1,670



Jan --- Dec Filings				
	2014	2015	% Change	Trending
Civil	381	351	-7.9%	▼
Criminal	952	967	1.6%	▲
Other	313	352	12.5%	▲
Total	1,646	1,670	1.5%	▲

	Jan	Feb	Mar	Apr	May	Jun	Jul	Aug	Sep	Oct	Nov	Dec	Thru Dec	% Change	Trending	Total
2014	168	134	121	138	150	138	117	134	135	157	127	127	1,646			1,646
2015	149	152	170	99	109	108	138	180	142	142	116	165	1,670	1.5%	▲	1,670

		Jan	Feb	Mar	Apr	May	Jun	Jul	Aug	Sep	Oct	Nov	Dec	Thru Dec	% Change	Trending	Total
Administrative Law	2015	-	-	-	1	-	-	-	-	1	-	-	-	2			2
Contested Divorce	2014	1	2	1	1	-	2	4	2	3	2	2	-	20			20
	2015	2	4	1	1	1	2	4	2	2	1	2	1	23	15.0%	▲	23
Domestic and Family - Level 1	2014	5	1	3	3	4	3	-	2	11	6	9	6	53			53
	2015	-	1	15	1	-	5	2	1	2	6	1	1	35	-34.0%	▼	35
Domestic and Family - Level 2	2014	-	-	2	1	4	5	11	6	7	6	7	7	56			56
	2015	8	12	6	5	1	10	12	7	8	4	5	5	83	48.2%	▲	83
General Civil - Level 1	2014	-	-	1	-	-	-	1	-	-	1	-	-	3			3
	2015	-	1	1	-	1	-	-	-	-	1	-	-	4	33.3%	▲	4
General Civil - Level 2	2014	-	1	-	2	1	-	5	2	1	2	2	-	16			16
	2015	2	-	2	3	1	3	1	1	1	5	1	3	23	43.8%	▲	23
General Civil - Level 3	2014	11	5	7	8	5	2	4	4	6	-	-	2	54			54
	2015	3	-	4	2	2	3	1	1	-	2	-	2	20	-63.0%	▼	20
Miscellaneous	2014	31	43	46	31	26	26	20	28	26	26	31	30	364			364
	2015	35	36	33	26	23	18	34	28	43	22	27	63	388	6.6%	▲	388
Misdemeanor	2014	25	11	5	13	13	24	17	3	7	5	9	6	138			138
	2015	10	12	16	10	5	2	11	9	14	12	12	14	127	-8.0%	▼	127
Non-Capital Felonies and Related Matters	2014	80	57	42	58	63	62	39	74	64	95	46	59	739			739
	2015	80	72	74	39	54	45	56	122	55	79	47	70	793	7.3%	▲	793
Other	2014	8	4	6	11	4	1	3	4	4	5	6	5	61			61
	2015	4	7	3	7	2	3	11	6	5	7	4	2	61	0.0%	↔	61
Other Criminally Related Matters	2014	2	4	2	3	22	12	9	4	1	-	8	8	75			75
	2015	-	3	9	1	9	5	2	1	6	-	11	-	47	-37.3%	▼	47
Probates/Wills and Trusts - Level 2	2014	1	-	-	-	1	-	1	-	-	1	-	3	7			7
	2015	1	-	-	-	1	2	2	-	1	-	1	-	8	14.3%	▲	8
Protective Orders	2014	-	-	-	-	-	-	-	-	-	2	-	-	2			2
	2015	-	-	-	-	-	-	-	-	1	-	1	-	2	0.0%	↔	2
Uncontested Divorce	2014	4	6	6	7	7	1	3	5	5	6	7	1	58			58
	2015	4	4	6	3	9	10	2	2	3	3	4	4	54	-6.9%	▼	54

Court: Waynesboro Circuit

Start/End Date: Jan-14 / Dec-15

2014 Average Month: 166

Jan-Dec 2014: 1,988

Filings Trending: ▼

Circuit/Court ID: 25

225820


Type of Case: Filings

2015 Average Month:150

Jan-Dec 2015 : 1,798

Overall AVG. Month: 158

Monthly Summary



Jan 14-Dec 15

Totals

	2014	2015
Civil	664	560
Criminal	636	613
Other	688	625
Total	1,988	1,798

Jan --- Dec Filings

1,988

2014

1,798

2015

Jan --- Dec Filings

	2014	2015	% Change	Trending
Civil	664	560	-15.7%	▼
Criminal	636	613	-3.6%	▼
Other	688	625	-9.2%	▼
Total	1,988	1,798	-9.6%	▼

	Jan	Feb	Mar	Apr	May	Jun	Jul	Aug	Sep	Oct	Nov	Dec	Thru Dec	% Change	Trending	Total
2014	193	145	234	167	149	147	167	138	170	170	132	176	1,988			1,988
2015	193	141	159	167	148	107	152	161	147	124	136	163	1,798	-9.6%	▼	1,798

		Jan	Feb	Mar	Apr	May	Jun	Jul	Aug	Sep	Oct	Nov	Dec	Thru Dec	% Change	Trending	Total
Administrative Law	2014	-	-	-	-	-	-	-	-	1	-	-	-	1			1
Contested Divorce	2014	9	5	16	11	10	3	5	12	11	15	8	8	113			113
	2015	10	10	12	7	4	6	11	8	9	9	4	8	98	-13.3%	▼	98
Domestic and Family - Level 1	2014	2	-	1	15	11	8	8	9	29	5	12	12	112			112
	2015	3	3	5	2	7	1	6	6	-	1	15	-	49	-56.3%	▼	49
Domestic and Family - Level 2	2014	-	1	-	-	4	1	-	3	3	-	-	-	12			12
	2015	-	-	1	2	1	2	2	1	-	-	-	-	9	-25.0%	▼	9
General Civil - Level 1	2014	-	-	-	1	1	-	1	-	-	-	-	-	3			3
	2015	-	-	-	-	-	-	1	-	-	-	-	-	1	-66.7%	▼	1
General Civil - Level 2	2014	1	2	2	5	1	1	2	1	8	2	-	2	27			27
	2015	2	4	5	1	2	1	-	2	1	2	3	-	23	-14.8%	▼	23
General Civil - Level 3	2014	-	7	1	2	5	1	2	1	1	2	-	-	22			22
	2015	1	-	-	2	-	3	-	8	1	4	2	5	26	18.2%	▲	26
Miscellaneous	2014	25	47	54	26	12	25	23	17	34	40	15	31	349			349
	2015	36	25	23	25	27	28	28	23	38	24	24	57	358	2.6%	▲	358
Misdemeanor	2014	12	6	6	9	9	3	11	12	4	12	13	8	105			105
	2015	10	6	14	6	11	6	16	11	11	12	5	14	122	16.2%	▲	122
Non-Capital Felonies and Related Matters	2014	77	29	42	37	43	43	61	34	24	38	33	57	518			518
	2015	66	18	18	69	56	13	37	49	29	28	42	35	460	-11.2%	▼	460
Other	2014	46	29	70	31	34	41	30	25	35	27	34	32	434			434
	2015	41	50	43	26	24	23	30	34	40	16	25	25	377	-13.1%	▼	377
Other Criminally Related Matters	2014	-	1	3	3	-	1	-	2	2	-	1	1	14			14
	2015	-	-	1	6	1	4	3	1	5	7	2	1	31	121.4%	▲	31
Probates/Wills and Trusts - Le	2015	1	-	1	-	-	-	-	-	-	1	-	-	3			3
Probates/Wills and Trusts - Level 2	2014	1	1	-	-	-	-	-	2	-	-	-	-	4			4
	2015	-	1	1	1	-	1	-	-	-	1	-	-	5	25.0%	▲	5
Uncontested Divorce	2014	20	17	39	27	19	20	24	20	18	29	16	25	274			274
	2015	23	24	35	20	15	19	18	18	13	19	14	18	236	-13.9%	▼	236

Court: Clarke Circuit

Start/End Date: Jan-14 / Dec-15

2014 Average Month: 69

Jan-Dec 2014: 822

Filings Trending: ▼

Circuit/Court ID: 26

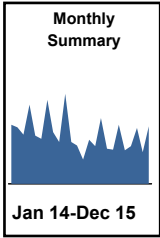
226043

Type of Case: Filings

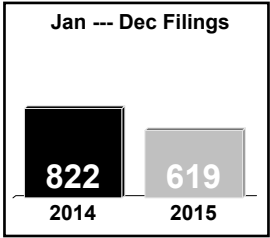
2015 Average Month:52

Jan-Dec 2015 : 619

Overall AVG. Month: 60



Totals		
	2014	2015
Civil	179	129
Criminal	364	232
Other	279	258
Total	822	619



Jan --- Dec Filings				
	2014	2015	% Change	Trending
Civil	179	129	-27.9%	▼
Criminal	364	232	-36.3%	▼
Other	279	258	-7.5%	▼
Total	822	619	-24.7%	▼

	Jan	Feb	Mar	Apr	May	Jun	Jul	Aug	Sep	Oct	Nov	Dec	Thru Dec	% Change	Trending	Total
2014	71	68	59	95	58	54	101	62	50	108	50	46	822			822
2015	29	53	45	79	42	41	71	40	45	67	38	69	619	-24.7%	▼	619

		Jan	Feb	Mar	Apr	May	Jun	Jul	Aug	Sep	Oct	Nov	Dec	Thru Dec	% Change	Trending	Total
Contested Divorce	2014	3	1	1	1	1	4	1	2	-	1	-	-	15			15
	2015	-	3	3	1	4	-	1	-	1	-	2	1	16	6.7%	▲	16
Domestic and Family - Level 1	2014	-	1	-	2	1	1	1	-	2	1	5	-	14			14
	2015	-	-	1	-	1	-	-	-	1	-	-	-	3	-78.6%	▼	3
Domestic and Family - Level 2	2014	2	1	-	1	1	-	1	-	-	1	-	-	7			7
	2015	-	-	1	1	-	-	1	-	-	-	-	-	3	-57.1%	▼	3
General Civil - Level 1	2014	-	-	-	-	-	-	-	2	-	-	-	1	3			3
	2015	-	-	-	-	1	-	1	-	-	-	-	-	2	-33.3%	▼	2
General Civil - Level 2	2014	1	-	-	3	3	-	1	-	4	2	-	-	14			14
	2015	1	2	1	5	1	-	-	1	1	2	1	-	15	7.1%	▲	15
General Civil - Level 3	2014	-	2	2	1	2	3	1	1	-	1	-	1	14			14
	2015	-	-	-	1	1	-	1	-	2	2	1	-	8	-42.9%	▼	8
Miscellaneous	2014	41	28	40	23	27	25	27	21	26	16	25	26	325			325
	2015	16	30	23	23	16	15	24	25	27	28	23	49	299	-8.0%	▼	299
Misdemeanor	2014	1	12	4	12	6	1	13	11	7	9	8	6	90			90
	2015	2	1	3	5	3	7	8	1	5	10	3	7	55	-38.9%	▼	55
Non-Capital Felonies and Related Matters	2014	9	12	8	45	10	6	49	15	5	67	10	6	242			242
	2015	6	10	8	40	10	13	30	6	7	23	4	10	167	-31.0%	▼	167
Other	2014	3	-	1	-	-	-	-	-	-	-	-	-	4			4
	2015	-	1	-	-	-	-	-	-	-	-	-	-	1	-75.0%	▼	1
Other Criminally Related Matters	2014	5	6	1	3	-	8	3	1	1	2	-	2	32			32
	2015	-	-	1	-	-	2	-	4	1	-	-	2	10	-68.8%	▼	10
Probates/Wills and Trusts - Le	2014	1	-	-	-	-	-	-	-	-	-	-	-	1			1
Probates/Wills and Trusts - Level 2	2014	-	-	-	-	-	-	-	4	1	1	-	-	6			6
	2015	-	1	-	1	-	-	-	-	-	-	-	-	2	-66.7%	▼	2
Uncontested Divorce	2014	5	5	2	4	7	6	4	5	4	7	2	4	55			55
	2015	4	5	4	2	5	4	5	3	-	2	4	-	38	-30.9%	▼	38

Court: Frederick Circuit

Start/End Date: Jan-14 / Dec-15

2014 Average Month: 376

Jan-Dec 2014: 4,507

Filings Trending: ▲

Circuit/Court ID: 26

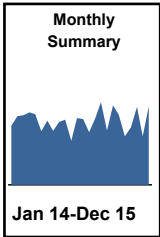
226069

Type of Case: Filings

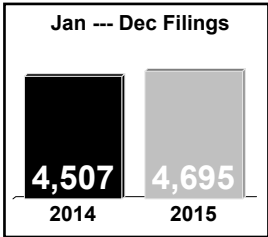
2015 Average Month:391

Jan-Dec 2015 : 4,695

Overall AVG. Month: 383



Totals		
	2014	2015
Civil	815	895
Criminal	2,356	2,482
Other	1,336	1,318
Total	4,507	4,695



Jan --- Dec Filings				
	2014	2015	% Change	Trending
Civil	815	895	9.8%	▲
Criminal	2,356	2,482	5.3%	▲
Other	1,336	1,318	-1.3%	▼
Total	4,507	4,695	4.2%	▲

	Jan	Feb	Mar	Apr	May	Jun	Jul	Aug	Sep	Oct	Nov	Dec	Thru Dec	% Change	Trending	Total
2014	354	413	417	436	423	321	386	324	378	390	264	401	4,507			4,507
2015	394	317	399	496	326	477	420	291	344	467	292	472	4,695	4.2%	▲	4,695

		Jan	Feb	Mar	Apr	May	Jun	Jul	Aug	Sep	Oct	Nov	Dec	Thru Dec	% Change	Trending	Total
Administrative Law	2014	-	-	-	1	-	-	1	1	-	-	-	1	4			4
	2015	-	-	1	-	-	1	-	-	-	-	-	2	2	-50.0%	▼	2
Contested Divorce	2014	6	12	12	4	7	11	12	8	6	8	3	11	100			100
	2015	5	10	14	15	6	9	6	10	7	7	5	14	108	8.0%	▲	108
Domestic and Family - Level 1	2014	-	1	4	7	9	2	4	3	6	3	5	4	48			48
	2015	2	4	7	7	6	6	2	3	5	7	9	2	60	25.0%	▲	60
Domestic and Family - Level 2	2014	2	2	-	5	1	4	3	-	1	5	1	4	28			28
	2015	3	1	1	-	3	2	1	2	3	3	5	1	25	-10.7%	▼	25
General Civil - Level 1	2014	-	-	1	-	-	-	1	-	2	-	-	-	4			4
	2015	-	-	-	1	-	-	-	-	1	1	-	-	3	-25.0%	▼	3
General Civil - Level 2	2014	8	6	7	5	9	5	4	11	15	7	7	6	90			90
	2015	7	5	7	11	10	7	8	6	11	5	5	7	89	-1.1%	▼	89
General Civil - Level 3	2014	2	2	5	3	6	7	6	4	6	4	4	5	54			54
	2015	4	5	5	7	3	8	2	4	3	5	2	2	50	-7.4%	▼	50
Miscellaneous	2014	162	157	155	176	120	111	127	115	107	148	85	115	1,578			1,578
	2015	110	113	123	151	110	98	141	100	118	123	137	248	1,572	-0.4%	▼	1,572
Misdemeanor	2014	34	33	54	48	48	24	37	38	65	45	25	41	492			492
	2015	42	53	53	40	23	127	55	43	35	62	18	18	569	15.7%	▲	569
Non-Capital Felonies and Related Matters	2014	118	178	148	167	201	130	164	118	148	144	108	189	1,813			1,813
	2015	201	97	153	233	138	182	179	82	134	224	77	153	1,853	2.2%	▲	1,853
Other	2014	-	1	-	-	-	-	-	-	-	-	2	-	3			3
	2015	-	1	-	-	-	-	1	1	-	-	-	-	3	0.0%	↔	3
Other Criminally Related Matters	2014	2	2	6	3	5	5	6	6	2	4	4	9	54			54
	2015	5	4	1	7	5	3	5	13	2	11	2	5	63	16.7%	▲	63
Probates/Wills and Trusts - Level 1	2014	-	-	-	-	-	-	1	-	-	-	1	-	2			2
	2015	-	-	-	1	-	1	-	-	-	-	-	-	2	0.0%	↔	2
Probates/Wills and Trusts - Level 2	2014	3	1	2	3	3	3	2	2	2	3	-	2	26			26
	2015	2	1	2	4	4	3	-	2	2	2	1	2	25	-3.8%	▼	25
Uncontested Divorce	2014	17	18	23	14	14	19	18	18	18	19	19	14	211			211
	2015	13	23	32	19	18	30	20	25	23	17	31	20	271	28.4%	▲	271

Court: Page Circuit

Start/End Date: Jan-14 / Dec-15

2014 Average Month: 132

Jan-Dec 2014: 1,589

Filings Trending: ▲

Circuit/Court ID: 26

226139


Type of Case: Filings

2015 Average Month:139

Jan-Dec 2015 : 1,667

Overall AVG. Month: 136

Monthly Summary



Jan 14-Dec 15

Totals

	2014	2015
Civil	260	276
Criminal	932	991
Other	397	400
Total	1,589	1,667

Jan --- Dec Filings

1,589

2014

1,667

2015

Jan --- Dec Filings

	2014	2015	% Change	Trending
Civil	260	276	6.2%	▲
Criminal	932	991	6.3%	▲
Other	397	400	0.8%	▲
Total	1,589	1,667	4.9%	▲

	Jan	Feb	Mar	Apr	May	Jun	Jul	Aug	Sep	Oct	Nov	Dec	Thru Dec	% Change	Trending	Total
2014	226	137	105	118	104	146	162	90	142	135	134	90	1,589			1,589
2015	194	108	155	125	142	130	158	117	149	125	108	156	1,667	4.9%	▲	1,667

		Jan	Feb	Mar	Apr	May	Jun	Jul	Aug	Sep	Oct	Nov	Dec	Thru Dec	% Change	Trending	Total
Administrative Law	2015	-	-	-	-	-	-	-	-	-	-	1	1	2			2
Contested Divorce	2014	3	5	2	2	3	5	2	1	1	3	1	1	29			29
	2015	1	2	5	5	3	1	2	4	1	2	-	5	31	6.9%	▲	31
Domestic and Family - Level 1	2014	2	5	5	2	5	1	1	3	2	1	1	1	29			29
	2015	2	1	1	2	-	-	-	1	3	1	-	1	12	-58.6%	▼	12
Domestic and Family - Level 2	2014	1	-	1	1	-	-	-	1	-	-	-	-	4			4
	2015	1	1	-	1	-	1	-	-	-	2	2	2	10	150.0%	▲	10
General Civil - Level 1	2014	-	-	-	-	-	1	-	-	-	-	-	-	1			1
General Civil - Level 2	2014	4	3	2	2	1	6	4	6	-	1	2	1	32			32
	2015	1	2	6	2	2	7	6	1	2	3	-	3	35	9.4%	▲	35
General Civil - Level 3	2014	1	2	-	1	-	-	6	1	-	5	-	4	20			20
	2015	-	-	1	3	2	1	5	-	-	1	2	1	16	-20.0%	▼	16
Miscellaneous	2014	55	63	47	37	31	20	26	30	37	37	26	39	448			448
	2015	42	40	41	22	32	33	40	23	43	44	33	82	475	6.0%	▲	475
Misdemeanor	2014	42	8	12	12	15	13	24	10	27	14	15	9	201			201
	2015	33	13	15	7	26	23	27	26	11	17	20	11	229	13.9%	▲	229
Non-Capital Felonies and Related Matters	2014	107	40	31	52	40	95	90	29	65	61	77	30	717			717
	2015	108	38	74	77	60	52	63	55	74	48	38	41	728	1.5%	▲	728
Other	2014	-	4	-	1	-	1	1	2	5	1	3	1	19			19
	2015	1	1	4	-	-	1	2	-	1	1	1	1	13	-31.6%	▼	13
Other Criminally Related Matters	2014	2	-	2	2	-	-	2	1	-	1	3	2	15			15
	2015	1	-	1	1	8	3	5	1	11	-	3	1	35	133.3%	▲	35
Probates/Wills and Trusts - Le	2014	-	-	2	-	1	-	-	-	-	-	-	-	3			3
Probates/Wills and Trusts - Level 2	2014	1	-	-	-	4	-	-	-	-	-	1	-	6			6
	2015	-	2	1	1	1	1	-	-	-	1	-	-	7	16.7%	▲	7
Protective Orders	2014	-	1	-	-	-	-	-	-	-	-	-	-	1			1
	2015	1	-	-	-	-	-	-	-	-	-	-	-	1	0.0%	↔	1
Uncontested Divorce	2014	8	6	1	6	4	4	6	6	5	11	5	2	64			64
	2015	3	8	6	4	8	7	8	6	3	5	8	7	73	14.1%	▲	73

Court: Rockingham Circuit

Start/End Date: Jan-14 / Dec-15

2014 Average Month: 595

Jan-Dec 2014: 7,141

Filings Trending: ↔

Circuit/Court ID: 26

226165


Type of Case: Filings

2015 Average Month:591

Jan-Dec 2015 : 7,094

Overall AVG. Month: 593

Monthly Summary



Jan 14-Dec 15

Totals

	2014	2015
Civil	1,436	1,625
Criminal	3,372	3,033
Other	2,333	2,436
Total	7,141	7,094

Jan --- Dec Filings

7,141

2014

7,094

2015

Jan --- Dec Filings

	2014	2015	% Change	Trending
Civil	1,436	1,625	13.2%	▲
Criminal	3,372	3,033	-10.1%	▼
Other	2,333	2,436	4.4%	▲
Total	7,141	7,094	-0.7%	▼

	Jan	Feb	Mar	Apr	May	Jun	Jul	Aug	Sep	Oct	Nov	Dec	Thru Dec	% Change	Trending	Total
2014	579	727	678	663	550	508	697	544	611	625	451	508	7,141			7,141
2015	515	588	584	557	647	621	538	531	470	571	523	949	7,094	-0.7%	▼	7,094

		Jan	Feb	Mar	Apr	May	Jun	Jul	Aug	Sep	Oct	Nov	Dec	Thru Dec	% Change	Trending	Total
Administrative Law	2014	-	-	-	-	-	-	-	-	-	1	-	-	1			1
	2015	-	1	-	1	-	-	3	1	-	1	1	1	9	800.0%	▲	9
Capital Murder	2014	-	-	2	-	-	-	-	-	-	-	-	-	2			2
	2015	-	-	-	4	-	-	-	-	-	-	-	-	4	100.0%	▲	4
Contested Divorce	2014	9	18	9	11	11	10	13	10	16	11	8	3	129			129
	2015	12	10	18	9	22	11	14	16	12	14	18	9	165	27.9%	▲	165
Domestic and Family - Level 1	2014	6	3	14	7	6	10	7	14	1	27	6	7	108			108
	2015	6	2	5	3	3	9	20	6	5	15	19	6	99	-8.3%	▼	99
Domestic and Family - Level 2	2014	3	6	1	9	7	5	5	5	4	13	3	11	72			72
	2015	5	1	14	4	15	17	3	5	8	18	19	5	114	58.3%	▲	114
General Civil - Level 1	2014	-	1	2	1	1	-	2	1	-	1	-	1	10			10
	2015	2	2	-	1	2	1	1	1	2	-	-	-	12	20.0%	▲	12
General Civil - Level 2	2014	13	19	21	9	12	20	14	14	15	15	7	8	167			167
	2015	13	14	9	11	10	17	11	12	18	5	22	9	151	-9.6%	▼	151
General Civil - Level 3	2014	3	3	4	10	3	3	8	8	2	9	8	3	64			64
	2015	3	3	10	7	7	7	1	4	7	1	11	5	66	3.1%	▲	66
Miscellaneous	2014	209	242	254	222	149	128	162	145	155	174	93	140	2,073			2,073
	2015	147	198	164	156	152	135	148	131	166	176	141	415	2,129	2.7%	▲	2,129
Misdemeanor	2014	52	70	61	61	48	43	66	48	52	48	54	40	643			643
	2015	43	43	56	41	64	74	37	47	35	35	39	51	565	-12.1%	▼	565
Non-Capital Felonies and Related Matters	2014	159	239	215	226	239	190	300	197	244	225	171	199	2,604			2,604
	2015	170	212	211	224	250	254	184	203	134	198	148	203	2,391	-8.2%	▼	2,391
Other	2014	84	77	44	68	43	55	71	59	73	68	66	60	768			768
	2015	77	67	55	67	51	66	71	65	56	74	77	219	945	23.0%	▲	945
Other Criminally Related Matters	2014	8	17	9	5	8	4	25	11	15	7	9	13	131			131
	2015	3	7	8	6	10	7	3	6	3	8	6	9	76	-42.0%	▼	76
Probates/Wills and Trusts - Level 1	2014	1	-	-	1	-	-	-	-	2	-	-	-	4			4
	2015	-	-	-	-	-	1	-	1	-	-	1	-	3	-25.0%	▼	3
Probates/Wills and Trusts - Level 2	2014	3	-	7	1	1	4	2	2	6	3	1	2	32			32
	2015	8	1	1	4	2	1	1	3	-	5	2	-	28	-12.5%	▼	28
Protective Orders	2014	1	3	4	2	-	1	2	2	2	1	2	-	20			20
	2015	-	1	3	1	5	-	1	-	-	-	2	-	13	-35.0%	▼	13
Uncontested Divorce	2014	28	29	31	30	22	35	20	28	24	22	23	21	313			313
	2015	26	26	30	18	54	21	40	30	24	21	17	17	324	3.5%	▲	324

Court: Shenandoah Circuit

Start/End Date: Jan-14 / Dec-15

2014 Average Month: 273

Jan-Dec 2014: 3,270

Filings Trending: ▼

Circuit/Court ID: 26

226171


Type of Case: Filings

2015 Average Month: 265

Jan-Dec 2015 : 3,178

Overall AVG. Month: 269

Monthly Summary




Jan 14-Dec 15

Totals

	2014	2015
Civil	466	425
Criminal	1,435	1,351
Other	1,369	1,402
Total	3,270	3,178

Jan --- Dec Filings



3,270 3,178

2014 2015

Jan --- Dec Filings

	2014	2015	% Change	Trending
Civil	466	425	-8.8%	▼
Criminal	1,435	1,351	-5.9%	▼
Other	1,369	1,402	2.4%	▲
Total	3,270	3,178	-2.8%	▼

	Jan	Feb	Mar	Apr	May	Jun	Jul	Aug	Sep	Oct	Nov	Dec	Thru Dec	% Change	Trending	Total
2014	224	239	247	360	321	162	406	227	207	427	180	270	3,270			3,270
2015	260	303	265	302	141	259	208	263	243	323	164	447	3,178	-2.8%	▼	3,178

		Jan	Feb	Mar	Apr	May	Jun	Jul	Aug	Sep	Oct	Nov	Dec	Thru Dec	% Change	Trending	Total
Administrative Law	2014	-	-	-	1	1	-	-	-	-	1	-	-	3			3
	2015	-	-	-	-	1	-	1	-	-	-	-	-	2	-33.3%	▼	2
Capital Murder	2014	-	-	-	1	-	-	-	-	-	-	-	-	1			1
	2015	-	-	-	-	-	-	-	-	-	-	-	-	-			-
Contested Divorce	2014	2	5	6	7	2	5	5	3	2	2	3	4	46			46
	2015	-	-	5	7	6	7	6	2	3	2	5	2	45	-2.2%	▼	45
Domestic and Family - Level 1	2014	-	4	6	6	12	3	6	5	10	11	11	5	79			79
	2015	6	3	2	9	2	4	3	12	8	2	4	1	56	-29.1%	▼	56
Domestic and Family - Level 2	2014	1	2	3	1	1	1	2	2	1	-	4	2	20			20
	2015	2	2	-	2	1	4	1	1	1	-	-	1	15	-25.0%	▼	15
General Civil - Level 1	2014	1	-	-	-	-	-	-	1	-	-	-	-	2			2
	2015	-	-	1	-	-	-	-	-	2	-	-	-	3	50.0%	▲	3
General Civil - Level 2	2014	2	2	4	6	7	3	6	1	5	6	2	4	48			48
	2015	1	4	3	2	3	4	2	2	5	1	3	3	33	-31.3%	▼	33
General Civil - Level 3	2014	1	3	2	2	1	3	1	-	1	-	-	1	15			15
	2015	2	-	3	2	2	1	-	2	3	-	2	1	18	20.0%	▲	18
Miscellaneous	2014	96	88	100	90	59	76	64	58	81	91	54	57	914			914
	2015	73	54	85	66	52	75	64	84	76	71	93	142	935	2.3%	▲	935
Misdemeanor	2014	24	34	21	30	15	7	29	28	23	45	13	48	317			317
	2015	17	45	35	16	8	17	15	19	24	122	9	38	365	15.1%	▲	365
Non-Capital Felonies and Related Matters	2014	67	48	13	123	121	6	251	63	18	223	28	117	1,078			1,078
	2015	110	90	99	128	34	95	74	42	73	79	8	98	930	-13.7%	▼	930
Other	2014	19	35	77	76	91	45	26	51	37	33	60	26	576			576
	2015	38	91	22	53	27	42	33	70	39	29	23	148	615	6.8%	▲	615
Other Criminally Related Matters	2014	-	3	1	6	-	3	2	1	17	5	-	1	39			39
	2015	1	8	1	5	2	5	-	19	-	10	2	3	56	43.6%	▲	56
Probates/Wills and Trusts - Level 2	2014	3	1	4	-	-	1	1	1	1	-	1	1	14			14
	2015	-	1	-	1	-	-	3	-	-	-	-	2	7	-50.0%	▼	7
Uncontested Divorce	2014	8	14	10	11	11	9	13	13	11	10	4	4	118			118
	2015	10	5	9	11	3	5	6	10	9	7	15	8	98	-16.9%	▼	98

Court: Warren Circuit

Start/End Date: Jan-14 / Dec-15

2014 Average Month: 246

Jan-Dec 2014: 2,946

Filings Trending: ▲

Circuit/Court ID: 26

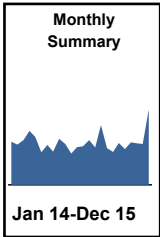
226187

Type of Case: Filings

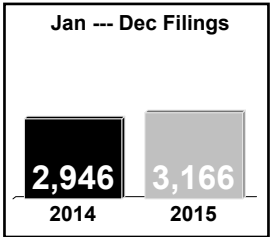
2015 Average Month:264

Jan-Dec 2015 : 3,166

Overall AVG. Month: 255



Totals		
	2014	2015
Civil	725	676
Criminal	1,042	1,248
Other	1,179	1,242
Total	2,946	3,166



Jan --- Dec Filings				
	2014	2015	% Change	Trending
Civil	725	676	-6.8%	▼
Criminal	1,042	1,248	19.8%	▲
Other	1,179	1,242	5.3%	▲
Total	2,946	3,166	7.5%	▲

	Jan	Feb	Mar	Apr	May	Jun	Jul	Aug	Sep	Oct	Nov	Dec	Thru Dec	% Change	Trending	Total
2014	258	242	269	323	287	196	239	199	275	246	187	225	2,946			2,946
2015	232	268	224	358	221	198	251	214	255	248	245	452	3,166	7.5%	▲	3,166

		Jan	Feb	Mar	Apr	May	Jun	Jul	Aug	Sep	Oct	Nov	Dec	Thru Dec	% Change	Trending	Total
Administrative Law	2014	-	-	-	-	-	-	1	-	-	1	-	-	2			2
	2015	-	-	-	-	1	-	-	-	-	-	-	-	1	-50.0%	▼	1
Contested Divorce	2014	10	7	12	12	9	5	6	12	9	8	5	13	108			108
	2015	6	8	14	10	9	10	8	12	8	10	6	6	107	-0.9%	▼	107
Domestic and Family - Level 1	2014	-	11	6	2	5	6	4	7	5	5	5	28	84			84
	2015	1	1	6	5	11	11	4	9	18	12	4	2	84	0.0%	↔	84
Domestic and Family - Level 2	2014	-	3	2	3	7	2	4	1	-	2	1	-	25			25
	2015	-	-	12	2	4	2	1	5	-	2	5	1	34	36.0%	▲	34
General Civil - Level 1	2014	-	1	1	-	-	-	1	-	1	1	2	-	7			7
	2015	-	-	-	-	-	-	-	1	-	-	-	-	1	-85.7%	▼	1
General Civil - Level 2	2014	6	2	7	4	6	8	6	5	10	3	4	4	65			65
	2015	1	6	6	8	8	4	4	2	3	5	3	6	56	-13.8%	▼	56
General Civil - Level 3	2014	-	1	2	2	1	2	2	1	4	1	2	6	24			24
	2015	1	-	2	3	3	3	1	-	1	1	1	-	16	-33.3%	▼	16
Miscellaneous	2014	96	86	95	92	69	48	52	72	64	58	46	53	831			831
	2015	77	66	73	60	53	55	74	64	54	72	88	162	898	8.1%	▲	898
Misdemeanor	2014	14	3	18	18	15	13	25	21	14	24	16	12	193			193
	2015	15	11	14	29	18	14	22	27	20	16	15	22	223	15.5%	▲	223
Non-Capital Felonies and Related Matters	2014	82	37	41	107	124	47	69	31	89	77	52	44	800			800
	2015	83	75	24	162	68	47	76	46	103	74	71	136	965	20.6%	▲	965
Other	2014	28	72	57	53	25	36	51	23	57	40	28	50	520			520
	2015	25	72	42	46	28	32	34	16	29	43	26	99	492	-5.4%	▼	492
Other Criminally Related Matters	2014	8	2	10	7	4	4	4	-	4	2	4	-	49			49
	2015	10	5	13	4	1	4	6	5	4	-	7	1	60	22.4%	▲	60
Probates/Wills and Trusts - Level 1	2014	-	-	-	-	-	-	-	1	-	-	-	-	1			1
	2015	-	-	-	-	-	-	-	-	1	-	-	-	1	0.0%	↔	1
Probates/Wills and Trusts - Level 2	2014	-	-	2	1	1	-	-	-	-	-	-	1	5			5
	2015	2	-	-	1	-	-	1	-	-	-	-	-	4	-20.0%	▼	4
Protective Orders	2014	-	-	-	-	-	4	3	1	1	-	1	1	11			11
	2015	1	4	-	-	1	1	2	1	1	-	1	1	13	18.2%	▲	13
Uncontested Divorce	2014	14	17	16	22	21	21	11	24	17	24	21	13	221			221
	2015	10	20	18	28	16	15	18	26	13	13	18	16	211	-4.5%	▼	211

Court: Winchester Circuit

Start/End Date: Jan-14 / Dec-15

2014 Average Month: 207

Jan-Dec 2014: 2,488

Filings Trending: ▲

Circuit/Court ID: 26

226840


Type of Case: Filings

2015 Average Month:222

Jan-Dec 2015 : 2,663

Overall AVG. Month: 215

Monthly Summary




Jan 14-Dec 15

Totals

	2014	2015
Civil	437	466
Criminal	1,790	1,948
Other	261	249
Total	2,488	2,663

Jan --- Dec Filings



2,488 2014 2,663 2015

Jan --- Dec Filings

	2014	2015	% Change	Trending
Civil	437	466	6.6%	▲
Criminal	1,790	1,948	8.8%	▲
Other	261	249	-4.6%	▼
Total	2,488	2,663	7.0%	▲

	Jan	Feb	Mar	Apr	May	Jun	Jul	Aug	Sep	Oct	Nov	Dec	Thru Dec	% Change	Trending	Total
2014	139	209	239	221	240	221	234	168	202	228	200	187	2,488			2,488
2015	200	277	250	213	230	259	263	217	213	189	134	218	2,663	7.0%	▲	2,663

		Jan	Feb	Mar	Apr	May	Jun	Jul	Aug	Sep	Oct	Nov	Dec	Thru Dec	% Change	Trending	Total
Administrative Law	2015	-	-	-	-	-	1	-	-	-	-	-	1	2			2
Contested Divorce	2014	3	6	7	12	6	6	3	5	5	6	4	1	64			64
	2015	4	5	5	5	-	6	2	4	6	3	2	-	42	-34.4%	▼	42
Domestic and Family - Level 1	2014	1	2	4	4	1	1	-	2	1	12	-	1	29			29
	2015	4	-	-	-	5	13	4	4	3	-	6	2	41	41.4%	▲	41
Domestic and Family - Level 2	2014	-	2	2	1	-	3	1	1	6	-	2	1	19			19
	2015	3	-	2	3	1	3	4	-	5	3	-	1	25	31.6%	▲	25
General Civil - Level 1	2014	-	-	-	1	1	1	-	1	-	-	-	1	5			5
	2015	1	1	1	1	-	-	1	1	1	1	2	2	12	140.0%	▲	12
General Civil - Level 2	2014	2	8	2	3	7	2	2	3	5	3	5	4	46			46
	2015	5	-	20	4	4	3	8	4	3	6	2	3	62	34.8%	▲	62
General Civil - Level 3	2014	-	-	1	1	1	1	4	1	2	2	-	1	14			14
	2015	6	1	3	6	2	3	1	-	1	3	1	3	30	114.3%	▲	30
Miscellaneous	2014	33	39	35	43	27	29	35	29	25	28	21	26	370			370
	2015	22	37	28	27	28	25	29	29	30	21	35	50	361	-2.4%	▼	361
Misdemeanor	2014	20	53	72	45	69	39	52	34	60	41	51	49	585			585
	2015	31	46	43	40	46	46	37	37	26	30	16	43	441	-24.6%	▼	441
Non-Capital Felonies and Related Matters	2014	65	80	101	95	120	118	119	78	83	121	101	85	1,166			1,166
	2015	100	172	135	112	127	137	160	120	123	113	59	108	1,466	25.7%	▲	1,466
Other	2014	2	3	1	5	1	4	1	1	3	2	1	1	25			25
	2015	3	2	3	2	2	3	1	-	3	2	2	-	23	-8.0%	▼	23
Other Criminally Related Matters	2014	3	5	5	2	-	2	6	2	-	7	2	5	39			39
	2015	6	2	4	3	4	7	2	5	4	-	1	4	42	7.7%	▲	42
Probates/Wills and Trusts - Level 1	2014	-	1	-	-	-	-	1	-	2	-	-	-	4			4
	2015	-	1	-	-	-	-	-	-	-	-	-	-	1	-75.0%	▼	1
Probates/Wills and Trusts - Level 2	2014	1	1	1	-	-	1	-	1	1	-	2	1	9			9
	2015	1	-	1	-	1	2	2	3	-	2	1	-	13	44.4%	▲	13
Protective Orders	2014	-	-	-	-	-	-	-	-	-	1	-	-	1			1
	2015	-	-	-	-	-	-	-	-	1	-	-	-	1	0.0%	↔	1
Uncontested Divorce	2014	9	9	8	9	7	14	10	10	9	5	11	11	112			112
	2015	14	10	5	10	10	10	12	10	7	5	7	1	101	-9.8%	▼	101

Court: Bland Circuit

Start/End Date: Jan-14 / Dec-15

2014 Average Month: 34

Jan-Dec 2014: 411

Filings Trending: ▼

Circuit/Court ID: 27

227021


Type of Case: Filings

2015 Average Month:29

Jan-Dec 2015 : 342

Overall AVG. Month: 31

Monthly Summary



Jan 14-Dec 15

Totals

	2014	2015
Civil	72	76
Criminal	121	54
Other	218	212
Total	411	342

Jan --- Dec Filings

411

2014

342

2015

Jan --- Dec Filings

	2014	2015	% Change	Trending
Civil	72	76	5.6%	▲
Criminal	121	54	-55.4%	▼
Other	218	212	-2.8%	▼
Total	411	342	-16.8%	▼

	Jan	Feb	Mar	Apr	May	Jun	Jul	Aug	Sep	Oct	Nov	Dec	Thru Dec	% Change	Trending	Total
2014	33	37	36	50	32	47	16	34	52	34	21	19	411			411
2015	20	32	29	24	28	19	23	26	30	38	26	47	342	-16.8%	▼	342

		Jan	Feb	Mar	Apr	May	Jun	Jul	Aug	Sep	Oct	Nov	Dec	Thru Dec	% Change	Trending	Total
Administrative Law	2014	-	-	-	-	-	-	-	-	-	-	-	1	1			1
Contested Divorce	2014	4	-	3	-	-	2	-	-	1	2	-	-	12			12
	2015	2	1	1	2	-	-	1	2	1	-	-	-	10	-16.7%	▼	10
Domestic and Family - Level 1	2014	-	-	-	-	-	1	-	-	2	-	-	-	3			3
	2015	-	-	-	3	-	1	-	2	-	-	2	1	9	200.0%	▲	9
Domestic and Family - Level 2	2014	1	-	-	-	-	-	-	-	-	-	-	-	1			1
	2015	-	-	1	-	2	-	-	-	1	-	-	-	4	300.0%	▲	4
General Civil - Level 2	2014	-	-	-	1	-	1	-	-	2	1	-	1	6			6
	2015	-	1	-	2	-	-	-	-	-	-	-	-	3	-50.0%	▼	3
General Civil - Level 3	2014	-	-	-	1	1	-	-	-	-	-	-	1	3			3
	2015	1	-	-	-	1	1	1	-	-	1	1	1	7	133.3%	▲	7
Miscellaneous	2014	23	22	25	39	16	16	12	14	17	27	11	11	233			233
	2015	13	23	22	12	15	10	12	14	17	30	19	41	228	-2.1%	▼	228
Misdemeanor	2014	-	1	2	1	1	1	-	2	1	-	3	-	12			12
	2015	-	3	-	1	-	-	1	1	-	1	1	-	8	-33.3%	▼	8
Non-Capital Felonies and Related Matters	2014	2	11	3	5	9	20	1	9	25	4	4	2	95			95
	2015	2	1	4	2	8	3	6	4	6	2	-	2	40	-57.9%	▼	40
Other	2014	-	-	-	-	-	1	1	-	-	-	-	-	2			2
	2015	-	-	-	-	-	1	-	-	-	-	-	-	1	-50.0%	▼	1
Other Criminally Related Matters	2014	-	2	-	2	2	-	1	6	1	-	-	-	14			14
	2015	-	1	-	-	1	-	-	2	-	1	1	-	6	-57.1%	▼	6
Probates/Wills and Trusts - Level 2	2014	-	1	-	-	1	-	-	-	-	-	1	2	5			5
	2015	-	-	1	-	-	-	-	-	1	-	-	1	3	-40.0%	▼	3
Uncontested Divorce	2014	3	-	3	1	2	5	1	3	3	-	2	1	24			24
	2015	2	2	-	2	1	3	2	1	4	3	2	1	23	-4.2%	▼	23

Court: Carroll Circuit

Start/End Date: Jan-14 / Dec-15

2014 Average Month: 229

Jan-Dec 2014: 2,744

Filings Trending: ↔

Circuit/Court ID: 27

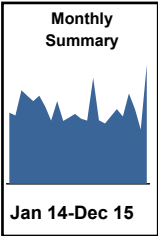
227035

Type of Case: Filings

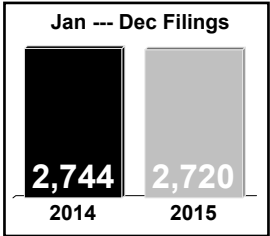
2015 Average Month:227

Jan-Dec 2015 : 2,720

Overall AVG. Month: 228



Totals		
	2014	2015
Civil	528	436
Criminal	1,210	1,071
Other	1,006	1,213
Total	2,744	2,720



Jan --- Dec Filings				
	2014	2015	% Change	Trending
Civil	528	436	-17.4%	▼
Criminal	1,210	1,071	-11.5%	▼
Other	1,006	1,213	20.6%	▲
Total	2,744	2,720	-0.9%	▼

	Jan	Feb	Mar	Apr	May	Jun	Jul	Aug	Sep	Oct	Nov	Dec	Thru Dec	% Change	Trending	Total
2014	214	205	281	264	248	265	231	190	248	189	199	210	2,744			2,744
2015	195	190	318	191	181	203	224	202	271	224	163	358	2,720	-0.9%	▼	2,720

		Jan	Feb	Mar	Apr	May	Jun	Jul	Aug	Sep	Oct	Nov	Dec	Thru Dec	% Change	Trending	Total
Administrative Law	2014	-	-	1	-	-	-	-	1	-	-	-	-	2			2
	2015	-	1	-	-	1	-	-	-	-	-	-	-	2	0.0%	↔	2
Contested Divorce	2014	1	5	6	2	5	1	5	3	2	3	2	3	38			38
	2015	1	5	5	4	8	2	7	2	3	3	3	6	49	28.9%	▲	49
Domestic and Family - Level 1	2014	4	-	3	5	5	1	12	2	19	2	5	-	58			58
	2015	-	-	1	5	1	5	-	-	8	5	1	1	27	-53.4%	▼	27
Domestic and Family - Level 2	2014	2	1	5	2	4	7	-	1	2	1	2	2	29			29
	2015	1	2	4	-	1	1	1	-	-	2	1	1	14	-51.7%	▼	14
General Civil - Level 1	2014	2	2	1	1	-	-	-	-	1	-	-	-	7			7
	2015	-	-	1	-	-	-	-	-	-	-	-	-	1	-85.7%	▼	1
General Civil - Level 2	2014	2	5	4	4	5	4	8	6	3	3	2	3	49			49
	2015	3	2	14	4	11	6	7	3	3	2	2	4	61	24.5%	▲	61
General Civil - Level 3	2014	2	4	11	3	2	4	4	6	1	-	3	-	40			40
	2015	-	-	4	1	3	1	1	2	3	3	2	4	24	-40.0%	▼	24
Miscellaneous	2014	78	98	92	71	75	53	77	66	43	63	41	88	845			845
	2015	88	74	105	90	45	70	96	85	91	84	58	140	1,026	21.4%	▲	1,026
Misdemeanor	2014	10	4	9	15	14	11	14	6	21	3	9	5	121			121
	2015	11	11	19	10	7	13	9	21	10	19	19	6	155	28.1%	▲	155
Non-Capital Felonies and Related Matters	2014	80	44	88	90	80	129	55	66	103	72	42	63	912			912
	2015	52	54	102	40	63	62	57	56	116	65	54	74	795	-12.8%	▼	795
Other	2014	17	23	29	22	22	23	17	15	18	21	75	15	297			297
	2015	19	23	27	21	21	29	24	20	21	15	10	99	329	10.8%	▲	329
Other Criminally Related Matters	2014	11	7	9	34	14	18	25	6	22	3	10	22	181			181
	2015	12	3	23	5	8	11	14	5	7	11	8	14	121	-33.1%	▼	121
Probates/Wills and Trusts - Level 1	2014	-	-	-	-	-	-	-	1	-	-	-	-	1			1
	2015	-	-	-	2	-	1	-	-	1	-	-	-	4	300.0%	▲	4
Probates/Wills and Trusts - Level 2	2014	-	3	10	3	7	3	5	4	2	7	4	-	48			48
	2015	2	3	1	2	2	-	-	4	1	4	-	3	22	-54.2%	▼	22
Protective Orders	2015	-	1	-	-	-	-	-	-	-	-	-	-	1			1
Uncontested Divorce	2014	5	9	13	12	15	11	9	7	11	11	4	9	116			116
	2015	6	11	12	7	10	2	8	4	7	11	5	6	89	-23.3%	▼	89

Court: Floyd Circuit

Start/End Date: Jan-14 / Dec-15

2014 Average Month: 84

Jan-Dec 2014: 1,003

Filings Trending: ▼

Circuit/Court ID: 27

227063

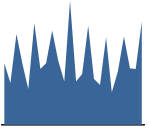
Type of Case: Filings

2015 Average Month:76

Jan-Dec 2015 : 908

Overall AVG. Month: 80

Monthly Summary

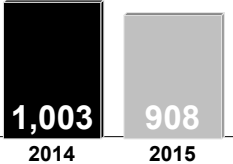


Jan 14-Dec 15

Totals

	2014	2015
Civil	189	209
Criminal	449	331
Other	365	368
Total	1,003	908

Jan --- Dec Filings



20142015

Jan --- Dec Filings

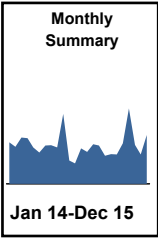
	2014	2015	% Change	Trending
Civil	189	209	10.6%	▲
Criminal	449	331	-26.3%	▼
Other	365	368	0.8%	▲
Total	1,003	908	-9.5%	▼

	Jan	Feb	Mar	Apr	May	Jun	Jul	Aug	Sep	Oct	Nov	Dec	Thru Dec	% Change	Trending	Total
2014	74	50	109	73	43	122	67	74	113	77	52	149	1,003			1,003
2015	52	61	119	55	48	105	39	64	106	68	67	124	908	-9.5%	▼	908

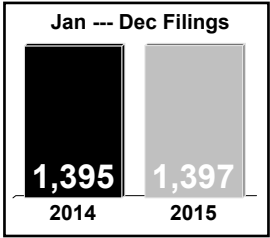
		Jan	Feb	Mar	Apr	May	Jun	Jul	Aug	Sep	Oct	Nov	Dec	Thru Dec	% Change	Trending	Total
Contested Divorce	2014	-	1	4	8	-	-	3	1	-	1	1	-	19			19
	2015	1	-	4	3	1	2	-	1	5	-	-	2	19	0.0%	↔	19
Domestic and Family - Level 1	2014	-	-	-	-	2	2	10	4	-	2	10	-	30			30
	2015	-	-	-	6	1	2	-	-	-	-	13	2	24	-20.0%	▼	24
Domestic and Family - Level 2	2014	2	1	-	-	1	-	1	-	-	-	-	-	5			5
	2015	-	-	-	2	1	-	-	-	-	-	-	-	3	-40.0%	▼	3
General Civil - Level 1	2014	1	-	1	-	-	-	-	-	-	1	-	-	3			3
	2015	1	1	-	-	-	-	-	-	-	-	-	-	2	-33.3%	▼	2
General Civil - Level 2	2014	2	3	-	-	-	1	2	1	-	3	-	1	13			13
	2015	-	1	-	1	-	-	1	3	1	1	2	2	12	-7.7%	▼	12
General Civil - Level 3	2014	1	1	1	1	-	1	9	6	-	1	1	-	22			22
	2015	2	1	1	3	1	-	2	4	2	-	1	3	20	-9.1%	▼	20
Miscellaneous	2014	39	29	51	39	18	32	24	41	24	47	28	43	415			415
	2015	29	43	33	27	25	31	27	23	38	46	33	76	431	3.9%	▲	431
Misdemeanor	2014	8	5	18	10	8	15	1	5	12	8	-	7	97			97
	2015	1	-	5	-	4	3	1	3	11	4	1	2	35	-63.9%	▼	35
Non-Capital Felonies and Related Matters	2014	16	3	32	10	12	68	11	8	71	8	4	88	331			331
	2015	8	4	71	10	9	60	2	17	44	11	7	34	277	-16.3%	▼	277
Other	2014	-	1	1	-	-	-	-	-	-	-	-	-	2			2
Other Criminally Related Matters	2014	1	2	-	2	1	-	2	2	1	1	5	4	21			21
	2015	-	4	-	-	1	-	-	5	-	-	9	-	19	-9.5%	▼	19
Probates/Wills and Trusts - Level 1	2014	-	-	-	-	-	-	-	1	-	-	-	-	1			1
	2015	-	-	-	-	-	-	-	-	1	-	-	-	1	0.0%	↔	1
Probates/Wills and Trusts - Level 2	2014	-	1	-	1	-	-	1	-	1	-	-	1	5			5
	2015	3	-	2	1	-	-	-	3	-	1	-	1	11	120.0%	▲	11
Uncontested Divorce	2014	4	3	1	2	1	3	3	5	4	5	3	5	39			39
	2015	7	7	3	2	5	7	6	5	4	5	1	2	54	38.5%	▲	54

Court: Giles Circuit
Start/End Date: Jan-14 / Dec-15
2014 Average Month: 116
Jan-Dec 2014: 1,395
Filings Trending: ↔

Circuit/Court ID: 27
227071
Type of Case: Filings
2015 Average Month: 116
Jan-Dec 2015 : 1,397
Overall AVG. Month: 116



Totals		
	2014	2015
Civil	229	203
Criminal	813	793
Other	353	401
Total	1,395	1,397



Jan --- Dec Filings				
	2014	2015	% Change	Trending
Civil	229	203	-11.4%	▼
Criminal	813	793	-2.5%	▼
Other	353	401	13.6%	▲
Total	1,395	1,397	-	↔

	Jan	Feb	Mar	Apr	May	Jun	Jul	Aug	Sep	Oct	Nov	Dec	Thru Dec	% Change	Trending	Total
2014	124	111	139	137	109	94	115	116	109	210	70	61	1,395			1,395
2015	106	96	119	115	84	89	88	122	226	117	88	147	1,397	0.1%	▲	1,397

		Jan	Feb	Mar	Apr	May	Jun	Jul	Aug	Sep	Oct	Nov	Dec	Thru Dec	% Change	Trending	Total
Contested Divorce	2014	1	1	2	2	2	3	1	-	-	2	1	-	15			15
	2015	3	-	2	1	2	2	2	1	-	1	1	1	18	20.0%	▲	18
Domestic and Family - Level 1	2014	9	1	6	-	3	7	-	3	11	-	1	1	42			42
	2015	10	16	1	1	1	3	8	5	5	-	2	5	57	35.7%	▲	57
Domestic and Family - Level 2	2014	-	-	3	-	1	1	3	-	-	-	2	3	13			13
	2015	-	-	6	-	5	-	-	-	-	1	-	-	12	-7.7%	▼	12
General Civil - Level 1	2014	-	-	1	-	-	-	-	-	-	-	1	1	3			3
General Civil - Level 2	2014	1	2	1	3	4	4	2	4	1	1	2	-	25			25
	2015	1	2	-	3	-	2	1	-	2	4	3	2	20	-20.0%	▼	20
General Civil - Level 3	2014	9	5	1	-	-	1	1	7	-	1	-	-	25			25
	2015	-	1	-	1	-	-	-	2	-	1	1	1	7	-72.0%	▼	7
Infraction/ Civil Violation	2015	-	-	1	-	-	-	-	-	-	-	-	-	1			1
Miscellaneous	2014	28	47	50	47	37	23	31	19	33	28	19	34	396			396
	2015	28	31	43	40	24	28	31	36	33	35	27	69	425	7.3%	▲	425
Misdemeanor	2014	9	2	6	11	4	4	15	4	4	12	4	2	77			77
	2015	9	9	10	6	10	6	5	19	23	13	10	7	127	64.9%	▲	127
Non-Capital Felonies and Related Matters	2014	58	46	54	67	44	46	50	71	47	159	31	17	690			690
	2015	50	26	47	42	34	34	32	47	151	52	26	55	596	-13.6%	▼	596
Other	2014	-	1	-	-	-	-	-	-	-	-	-	-	1			1
	2015	-	-	-	-	1	-	-	-	-	-	-	-	1	0.0%	↔	1
Other Criminally Related Matters	2014	5	2	5	2	7	-	7	6	7	3	2	-	46			46
	2015	1	5	1	16	-	8	1	8	5	9	17	-	71	54.3%	▲	71
Probates/Wills and Trusts - Level 2	2014	1	3	2	2	1	4	1	1	-	2	-	-	17			17
	2015	1	3	-	-	1	1	2	1	-	-	-	1	10	-41.2%	▼	10
Protective Orders	2014	-	-	-	-	-	-	-	-	-	-	1	1	2			2
	2015	-	1	-	-	-	-	-	1	1	-	-	-	3	50.0%	▲	3
Uncontested Divorce	2014	3	1	8	3	6	1	4	1	6	2	6	2	43			43
	2015	3	2	8	5	6	5	6	2	4	1	1	6	49	14.0%	▲	49

Court: Grayson Circuit

Start/End Date: Jan-14 / Dec-15

2014 Average Month: 99

Jan-Dec 2014: 1,191

Filings Trending: ▲

Circuit/Court ID: 27

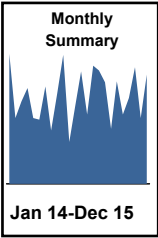
227077

Type of Case: Filings

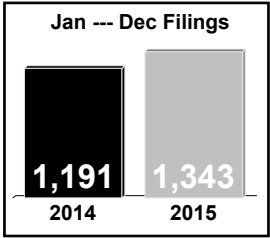
2015 Average Month:112

Jan-Dec 2015 : 1,343

Overall AVG. Month: 106



Totals		
	2014	2015
Civil	186	263
Criminal	565	524
Other	440	556
Total	1,191	1,343



Jan --- Dec Filings				
	2014	2015	% Change	Trending
Civil	186	263	41.4%	▲
Criminal	565	524	-7.3%	▼
Other	440	556	26.4%	▲
Total	1,191	1,343	12.8%	▲

	Jan	Feb	Mar	Apr	May	Jun	Jul	Aug	Sep	Oct	Nov	Dec	Thru Dec	% Change	Trending	Total
2014	156	79	99	115	79	77	117	64	108	155	50	92	1,191			1,191
2015	135	83	142	136	122	66	123	83	103	140	79	131	1,343	12.8%	▲	1,343

		Jan	Feb	Mar	Apr	May	Jun	Jul	Aug	Sep	Oct	Nov	Dec	Thru Dec	% Change	Trending	Total
Contested Divorce	2014	2	4	3	1	3	1	3	1	4	2	3	-	27			27
	2015	2	2	4	3	3	1	5	3	3	3	-	1	30	11.1%	▲	30
Domestic and Family - Level 1	2014	2	2	-	-	-	1	-	3	1	1	-	9	19			19
	2015	2	-	7	6	5	-	-	-	2	14	20	1	57	200.0%	▲	57
Domestic and Family - Level 2	2014	-	-	-	-	-	-	-	1	-	-	-	-	1			1
	2015	-	-	-	-	-	-	2	-	-	-	-	-	2	100.0%	▲	2
General Civil - Level 1	2014	1	-	-	-	-	-	-	-	-	-	-	-	1			1
	2015	-	-	2	-	-	-	-	-	-	-	-	-	2	100.0%	▲	2
General Civil - Level 2	2014	1	2	-	1	1	1	2	1	2	6	-	3	20			20
	2015	4	1	2	3	3	3	1	4	2	3	1	5	32	60.0%	▲	32
General Civil - Level 3	2014	-	-	1	-	1	2	1	-	3	-	-	1	9			9
	2015	-	2	-	1	-	-	1	5	1	2	4	1	17	88.9%	▲	17
Miscellaneous	2014	38	43	62	51	31	16	36	21	47	51	31	47	474			474
	2015	43	48	69	63	36	36	32	33	73	44	34	88	599	26.4%	▲	599
Misdemeanor	2014	12	6	5	5	10	7	16	4	8	12	3	4	92			92
	2015	5	12	6	6	21	5	9	8	3	12	5	12	104	13.0%	▲	104
Non-Capital Felonies and Related Matters	2014	96	16	17	49	22	43	51	24	26	77	8	25	454			454
	2015	71	11	41	49	45	11	66	18	11	55	12	21	411	-9.5%	▼	411
Other	2014	-	2	-	1	1	1	1	1	3	2	-	-	12			12
	2015	-	-	-	1	2	1	1	2	2	1	-	-	10	-16.7%	▼	10
Other Criminally Related Matters	2014	3	-	-	3	2	-	-	1	9	1	-	-	19			19
	2015	-	1	3	1	-	1	4	1	-	1	-	-	12	-36.8%	▼	12
Probates/Wills and Trusts - Level 2	2014	-	1	1	-	2	-	2	-	1	-	-	1	8			8
	2015	1	-	3	-	-	1	-	-	1	2	-	-	8	0.0%	↔	8
Protective Orders	2014	-	-	-	1	-	1	-	-	-	-	1	1	4			4
	2015	-	1	-	-	2	-	-	1	-	-	-	-	4	0.0%	↔	4
Uncontested Divorce	2014	1	3	10	3	6	4	5	7	4	3	4	1	51			51
	2015	7	5	5	3	5	7	2	8	5	3	3	2	55	7.8%	▲	55

Court: Montgomery Circuit

Start/End Date: Jan-14 / Dec-15

2014 Average Month: 360

Jan-Dec 2014: 4,323

Filings Trending: ▲

Circuit/Court ID: 27

227121


Type of Case: Filings

2015 Average Month:407

Jan-Dec 2015 : 4,882

Overall AVG. Month: 384

Monthly Summary



Jan 14-Dec 15

Totals

	2014	2015
Civil	965	1,071
Criminal	2,003	1,660
Other	1,355	2,151
Total	4,323	4,882

Jan --- Dec Filings

4,323

2014

4,882

2015

Jan --- Dec Filings

	2014	2015	% Change	Trending
Civil	965	1,071	11.0%	▲
Criminal	2,003	1,660	-17.1%	▼
Other	1,355	2,151	58.7%	▲
Total	4,323	4,882	12.9%	▲

	Jan	Feb	Mar	Apr	May	Jun	Jul	Aug	Sep	Oct	Nov	Dec	Thru Dec	% Change	Trending	Total
2014	429	391	376	374	387	390	305	327	334	356	272	382	4,323			4,323
2015	355	325	439	493	267	375	383	429	395	402	332	687	4,882	12.9%	▲	4,882

		Jan	Feb	Mar	Apr	May	Jun	Jul	Aug	Sep	Oct	Nov	Dec	Thru Dec	% Change	Trending	Total
Administrative Law	2014	-	1	-	-	-	-	-	1	2	-	-	-	4			4
	2015	1	-	-	-	-	-	3	1	-	-	-	-	5	25.0%	▲	5
Contested Divorce	2014	8	3	11	8	12	7	6	8	5	12	4	7	91			91
	2015	10	11	12	12	7	8	9	9	9	8	9	7	111	22.0%	▲	111
Domestic and Family - Level 1	2014	1	4	3	8	2	8	3	9	5	7	3	5	58			58
	2015	-	3	9	5	7	7	7	6	3	-	5	4	56	-3.4%	▼	56
Domestic and Family - Level 2	2014	7	-	4	5	3	3	6	2	2	2	-	-	34			34
	2015	2	1	4	3	-	3	3	3	2	3	1	2	27	-20.6%	▼	27
General Civil - Level 1	2014	3	1	1	-	-	-	-	-	-	2	3	-	10			10
	2015	-	4	-	1	-	1	1	1	-	1	-	-	9	-10.0%	▼	9
General Civil - Level 2	2014	19	8	15	10	7	9	7	13	7	9	1	8	113			113
	2015	5	5	18	14	10	16	8	13	17	10	6	8	130	15.0%	▲	130
General Civil - Level 3	2014	2	2	5	1	14	5	4	6	6	4	3	8	60			60
	2015	4	5	5	5	-	6	6	7	1	1	5	2	47	-21.7%	▼	47
Miscellaneous	2014	176	150	196	142	116	142	117	84	148	168	127	156	1,722			1,722
	2015	152	134	144	158	98	134	139	122	169	140	154	308	1,852	7.5%	▲	1,852
Misdemeanor	2014	40	41	29	28	43	92	26	26	25	20	22	40	432			432
	2015	25	28	31	39	18	46	31	43	35	36	24	29	385	-10.9%	▼	385
Non-Capital Felonies and Related Matters	2014	148	157	70	142	172	97	107	146	107	104	86	126	1,462			1,462
	2015	110	43	97	122	57	75	113	163	106	114	82	133	1,215	-16.9%	▼	1,215
Other	2014	-	-	2	1	-	1	1	-	-	-	-	2	7			7
	2015	24	67	93	95	44	50	41	37	37	56	22	165	731	0,342.9%	▲	731
Other Criminally Related Matters	2014	9	9	12	15	4	10	4	9	10	9	10	10	111			111
	2015	3	3	4	6	4	7	4	3	8	7	6	7	62	-44.1%	▼	62
Probates/Wills and Trusts - Level 1	2014	1	-	-	-	1	-	1	-	-	-	2	1	6			6
	2015	-	-	-	-	-	-	1	-	-	-	-	1	2	-66.7%	▼	2
Probates/Wills and Trusts - Level 2	2014	1	2	2	1	1	2	3	6	4	4	3	1	30			30
	2015	4	3	4	3	1	3	-	2	1	4	1	2	28	-6.7%	▼	28
Uncontested Divorce	2014	14	13	26	13	12	14	20	17	13	15	8	18	183			183
	2015	15	18	18	30	21	19	17	19	7	22	17	19	222	21.3%	▲	222

Court: Pulaski Circuit

Start/End Date: Jan-14 / Dec-15

2014 Average Month: 250

Jan-Dec 2014: 3,001

Filings Trending: ▼

Circuit/Court ID: 27

227155

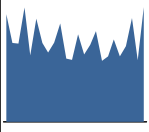
Type of Case: Filings

2015 Average Month:238

Jan-Dec 2015 : 2,858

Overall AVG. Month: 244

Monthly Summary



Jan 14-Dec 15

Totals

	2014	2015
Civil	506	498
Criminal	1,475	1,211
Other	1,020	1,149
Total	3,001	2,858

Jan --- Dec Filings

3,001

2014

2,858

2015

Jan --- Dec Filings

	2014	2015	% Change	Trending
Civil	506	498	-1.6%	▼
Criminal	1,475	1,211	-17.9%	▼
Other	1,020	1,149	12.6%	▲
Total	3,001	2,858	-4.8%	▼

	Jan	Feb	Mar	Apr	May	Jun	Jul	Aug	Sep	Oct	Nov	Dec	Thru Dec	% Change	Trending	Total
2014	323	237	235	343	199	310	237	208	238	295	190	186	3,001			3,001
2015	263	202	231	272	183	196	247	196	227	312	185	344	2,858	-4.8%	▼	2,858

		Jan	Feb	Mar	Apr	May	Jun	Jul	Aug	Sep	Oct	Nov	Dec	Thru Dec	% Change	Trending	Total
Administrative Law	2014	-	-	1	-	-	-	-	-	3	-	-	-	4			4
Capital Murder	2014	-	-	-	1	-	-	-	-	-	-	-	-	1			1
Contested Divorce	2014	3	4	5	3	-	1	9	1	3	3	5	5	42			42
	2015	5	6	12	5	6	3	8	3	2	1	4	2	57	35.7%	▲	57
Domestic and Family - Level 1	2014	8	3	2	4	4	8	4	9	9	8	8	9	76			76
	2015	4	-	15	10	6	4	6	10	2	9	1	10	77	1.3%	▲	77
Domestic and Family - Level 2	2014	1	-	-	1	3	-	2	2	1	3	-	2	15			15
	2015	-	2	4	2	4	1	1	3	-	2	-	1	20	33.3%	▲	20
General Civil - Level 1	2014	-	2	-	-	1	-	-	-	-	-	2	-	5			5
	2015	1	-	1	-	-	1	1	-	-	-	-	-	4	-20.0%	▼	4
General Civil - Level 2	2014	2	7	2	4	3	11	3	4	2	2	2	-	42			42
	2015	6	5	5	3	6	9	4	6	1	3	5	5	58	38.1%	▲	58
General Civil - Level 3	2014	3	-	-	2	3	2	1	2	-	2	2	3	20			20
	2015	2	-	2	4	2	5	5	2	2	1	-	-	25	25.0%	▲	25
Miscellaneous	2014	106	87	101	70	69	68	69	62	65	74	59	64	894			894
	2015	58	73	81	96	57	56	77	71	93	109	75	117	963	7.7%	▲	963
Misdemeanor	2014	33	21	16	35	16	40	20	27	25	31	17	14	295			295
	2015	22	28	11	18	10	8	13	20	11	29	19	26	215	-27.1%	▼	215
Non-Capital Felonies and Related Matters	2014	130	63	61	180	57	123	88	52	84	122	65	52	1,077			1,077
	2015	132	47	53	86	63	63	95	52	75	114	50	71	901	-16.3%	▼	901
Other	2014	14	27	22	21	24	30	22	27	20	24	16	20	267			267
	2015	23	24	20	17	13	27	12	15	19	29	12	99	310	16.1%	▲	310
Other Criminally Related Matters	2014	15	12	7	5	3	12	9	10	8	11	4	7	103			103
	2015	7	5	9	18	4	4	9	10	10	1	10	9	96	-6.8%	▼	96
Probates/Wills and Trusts - Level 1	2014	-	-	-	-	-	-	-	-	-	1	-	-	1			1
	2015	-	-	-	-	-	-	-	1	-	-	-	-	1	0.0%	↔	1
Probates/Wills and Trusts - Level 2	2014	-	-	1	5	3	2	-	1	2	2	2	2	20			20
	2015	-	1	3	1	-	2	-	-	-	3	-	-	10	-50.0%	▼	10
Protective Orders	2014	-	-	-	1	1	-	1	2	1	1	-	-	7			7
	2015	-	-	-	1	1	-	-	-	-	-	1	1	4	-42.9%	▼	4
Uncontested Divorce	2014	8	11	17	11	12	13	9	9	15	11	8	8	132			132
	2015	3	11	15	11	11	13	16	3	12	11	8	3	117	-11.4%	▼	117

Court: Wythe Circuit

Start/End Date: Jan-14 / Dec-15

2014 Average Month: 176

Jan-Dec 2014: 2,110

Filings Trending: ▲

Circuit/Court ID: 27

227197


Type of Case: Filings

2015 Average Month:222

Jan-Dec 2015 : 2,659

Overall AVG. Month: 199

Monthly Summary




Jan 14-Dec 15

Totals

	2014	2015
Civil	436	467
Criminal	946	1,313
Other	728	879
Total	2,110	2,659

Jan --- Dec Filings



20142015

Jan --- Dec Filings

	2014	2015	% Change	Trending
Civil	436	467	7.1%	▲
Criminal	946	1,313	38.8%	▲
Other	728	879	20.7%	▲
Total	2,110	2,659	26.0%	▲

	Jan	Feb	Mar	Apr	May	Jun	Jul	Aug	Sep	Oct	Nov	Dec	Thru Dec	% Change	Trending	Total
2014	211	161	180	223	158	131	178	189	144	217	129	189	2,110			2,110
2015	222	165	191	250	140	209	210	164	406	233	191	278	2,659	26.0%	▲	2,659

		Jan	Feb	Mar	Apr	May	Jun	Jul	Aug	Sep	Oct	Nov	Dec	Thru Dec	% Change	Trending	Total
Administrative Law	2015	-	-	-	-	-	1	1	-	-	-	-	-	2			2
Contested Divorce	2014	4	1	2	4	1	2	4	3	4	7	5	6	43			43
	2015	2	4	6	3	5	3	2	1	2	5	2	1	36	-16.3%	▼	36
Domestic and Family - Level 1	2014	9	3	3	5	10	7	2	11	10	13	-	14	87			87
	2015	6	4	2	4	4	12	6	14	11	4	4	6	77	-11.5%	▼	77
Domestic and Family - Level 2	2014	-	-	2	1	2	1	3	-	1	2	-	1	13			13
	2015	5	3	1	1	2	2	2	2	2	2	2	3	27	107.7%	▲	27
General Civil - Level 1	2014	2	-	-	1	-	-	2	-	1	-	-	-	6			6
	2015	-	-	-	1	1	-	-	-	-	-	-	1	3	-50.0%	▼	3
General Civil - Level 2	2014	5	2	1	3	9	7	8	8	2	8	6	2	61			61
	2015	4	-	8	9	5	4	4	3	4	4	6	2	53	-13.1%	▼	53
General Civil - Level 3	2014	-	2	4	4	7	1	2	1	1	-	1	10	33			33
	2015	9	10	8	-	6	3	6	3	1	3	7	3	59	78.8%	▲	59
Miscellaneous	2014	67	87	80	72	46	51	42	73	67	70	55	55	765			765
	2015	71	78	96	58	56	57	70	59	94	95	71	148	953	24.6%	▲	953
Misdemeanor	2014	7	8	13	7	7	13	15	5	4	10	4	11	104			104
	2015	9	7	7	26	9	13	9	12	10	10	8	17	137	31.7%	▲	137
Non-Capital Felonies and Related Matters	2014	102	38	57	111	55	33	84	65	35	89	43	74	786			786
	2015	102	42	39	128	37	94	88	51	252	101	72	77	1,083	37.8%	▲	1,083
Other	2014	6	6	1	3	6	-	2	8	-	6	-	5	43			43
	2015	1	1	3	-	-	8	1	4	8	-	4	1	31	-27.9%	▼	31
Other Criminally Related Matters	2014	3	-	8	4	7	5	8	4	8	4	5	-	56			56
	2015	5	8	11	12	4	8	9	5	9	5	7	14	97	73.2%	▲	97
Probates/Wills and Trusts - Level 1	2014	-	1	-	-	-	-	-	-	-	-	-	-	1			1
	2015	-	-	-	-	-	-	-	-	-	1	-	-	1	0.0%	↔	1
Probates/Wills and Trusts - Level 2	2014	2	1	1	2	1	-	-	3	2	1	1	-	14			14
	2015	1	1	1	1	-	-	3	-	-	-	3	-	10	-28.6%	▼	10
Uncontested Divorce	2014	4	12	8	6	7	11	6	8	9	7	9	11	98			98
	2015	7	7	9	7	11	4	9	10	13	3	5	5	90	-8.2%	▼	90

Court: Radford Circuit

Start/End Date: Jan-14 / Dec-15

2014 Average Month: 109

Jan-Dec 2014: 1,313

Filings Trending: ▼

Circuit/Court ID: 27

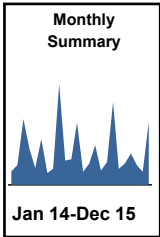
227750

Type of Case: Filings

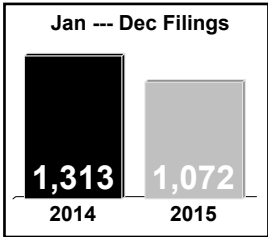
2015 Average Month:89

Jan-Dec 2015 : 1,072

Overall AVG. Month: 99



Totals		
	2014	2015
Civil	181	156
Criminal	964	727
Other	168	189
Total	1,313	1,072



Jan --- Dec Filings				
	2014	2015	% Change	Trending
Civil	181	156	-13.8%	▼
Criminal	964	727	-24.6%	▼
Other	168	189	12.5%	▲
Total	1,313	1,072	-18.4%	▼

	Jan	Feb	Mar	Apr	May	Jun	Jul	Aug	Sep	Oct	Nov	Dec	Thru Dec	% Change	Trending	Total
2014	40	59	197	107	51	137	35	48	303	73	76	187	1,313			1,313
2015	39	63	119	43	68	248	48	64	94	58	39	189	1,072	-18.4%	▼	1,072

		Jan	Feb	Mar	Apr	May	Jun	Jul	Aug	Sep	Oct	Nov	Dec	Thru Dec	% Change	Trending	Total
Administrative Law	2014	-	-	-	-	-	-	-	-	-	1	-	1	2			2
	2015	-	-	-	-	-	-	1	-	-	-	-	-	1	-50.0%	▼	1
Contested Divorce	2014	-	-	-	3	1	3	1	1	1	2	-	-	12			12
	2015	-	-	1	-	-	-	-	-	1	-	1	1	4	-66.7%	▼	4
Domestic and Family - Level 1	2014	-	-	5	3	1	2	-	3	-	-	-	3	17			17
	2015	5	-	6	4	-	2	3	-	-	-	-	4	24	41.2%	▲	24
Domestic and Family - Level 2	2014	-	-	-	-	1	-	-	1	-	-	1	-	3			3
	2015	-	2	-	-	-	-	-	-	-	1	-	1	4	33.3%	▲	4
General Civil - Level 1	2014	-	-	-	1	-	1	-	-	-	-	1	1	4			4
	2015	-	-	-	1	-	-	-	-	-	-	-	-	1	-75.0%	▼	1
General Civil - Level 2	2014	-	-	1	1	-	-	2	1	1	-	-	3	9			9
	2015	-	4	1	-	1	-	-	2	-	-	1	-	9	0.0%	↔	9
General Civil - Level 3	2014	-	-	-	2	-	-	1	-	2	2	-	2	9			9
	2015	-	-	-	1	-	1	-	-	3	1	2	2	10	11.1%	▲	10
Miscellaneous	2014	27	26	25	25	18	22	14	17	32	22	15	23	266			266
	2015	17	20	24	21	14	19	32	31	18	16	22	35	269	1.1%	▲	269
Misdemeanor	2014	1	7	18	26	1	31	5	9	23	10	13	28	172			172
	2015	2	6	11	6	6	8	4	9	18	14	3	19	106	-38.4%	▼	106
Non-Capital Felonies and Related Matters	2014	9	17	140	36	27	71	7	13	234	29	37	122	742			742
	2015	8	25	69	5	46	212	4	18	47	19	4	120	577	-22.2%	▼	577
Other	2014	-	1	-	-	-	-	-	-	-	3	-	-	4			4
	2015	-	-	-	1	-	-	-	-	2	-	-	-	3	-25.0%	▼	3
Other Criminally Related Matters	2014	2	3	7	5	1	6	3	3	7	4	6	4	51			51
	2015	6	3	5	2	-	3	3	4	3	6	5	6	46	-9.8%	▼	46
Probates/Wills and Trusts - Le	2015	-	-	1	-	-	1	-	-	-	-	-	-	2			2
Uncontested Divorce	2014	1	5	1	5	1	1	2	-	3	-	3	-	22			22
	2015	1	3	1	2	1	2	1	-	2	1	1	1	16	-27.3%	▼	16

Court: Smyth Circuit

Start/End Date: Jan-14 / Dec-15

2014 Average Month: 218

Jan-Dec 2014: 2,612

Filings Trending: ↔

Circuit/Court ID: 28

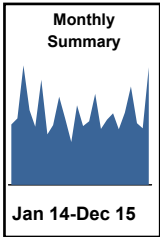
228173

Type of Case: Filings

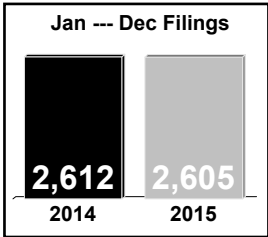
2015 Average Month:217

Jan-Dec 2015 : 2,605

Overall AVG. Month: 217



Totals		
	2014	2015
Civil	524	416
Criminal	1,108	1,085
Other	980	1,104
Total	2,612	2,605



Jan --- Dec Filings				
	2014	2015	% Change	Trending
Civil	524	416	-20.6%	▼
Criminal	1,108	1,085	-2.1%	▼
Other	980	1,104	12.7%	▲
Total	2,612	2,605	-	↔

		Jan	Feb	Mar	Apr	May	Jun	Jul	Aug	Sep	Oct	Nov	Dec	Thru Dec	% Change	Trending	Total
2014		181	199	359	224	174	315	151	179	265	198	128	239	2,612			2,612
2015		176	191	273	168	195	215	167	217	295	185	170	353	2,605	-0.3%	▼	2,605

		Jan	Feb	Mar	Apr	May	Jun	Jul	Aug	Sep	Oct	Nov	Dec	Thru Dec	% Change	Trending	Total
Administrative Law	2014	1	-	-	2	2	-	-	-	-	-	-	-	5			5
	2015	-	-	-	-	1	-	2	-	-	-	-	2	5	0.0%	↔	5
Contested Divorce	2014	6	3	8	2	1	5	7	6	6	1	-	2	47			47
	2015	6	4	3	3	7	2	4	3	3	-	2	9	46	-2.1%	▼	46
Domestic and Family - Level 1	2014	1	2	-	5	-	4	-	4	3	-	-	4	23			23
	2015	1	-	3	4	3	5	-	1	-	4	1	1	23	0.0%	↔	23
Domestic and Family - Level 2	2014	3	2	1	3	4	6	4	-	4	7	2	-	36			36
	2015	-	5	2	3	2	1	3	3	6	-	5	2	32	-11.1%	▼	32
General Civil - Level 1	2014	-	-	-	-	1	1	2	-	-	-	-	1	5			5
	2015	1	-	-	-	1	-	1	-	1	-	-	3	7	40.0%	▲	7
General Civil - Level 2	2014	9	6	7	5	9	6	4	3	5	5	1	5	65			65
	2015	1	1	4	1	3	5	3	2	2	2	2	3	29	-55.4%	▼	29
General Civil - Level 3	2014	3	1	7	5	4	7	5	2	2	1	2	3	42			42
	2015	2	5	2	3	4	2	3	1	5	3	5	4	39	-7.1%	▼	39
Miscellaneous	2014	75	90	104	89	43	59	57	60	55	67	35	56	790			790
	2015	54	64	60	64	34	65	50	42	61	86	61	91	732	-7.3%	▼	732
Misdemeanor	2014	10	6	16	11	29	8	10	19	30	16	17	7	179			179
	2015	12	14	17	20	19	7	7	47	29	8	14	11	205	14.5%	▲	205
Non-Capital Felonies and Related Matters	2014	46	46	150	70	34	153	25	49	107	77	36	114	907			907
	2015	64	59	107	34	83	75	46	85	141	54	45	60	853	-6.0%	▼	853
Other	2014	15	28	50	16	32	49	25	22	41	16	19	36	349			349
	2015	22	29	61	21	25	45	38	18	36	22	28	159	504	44.4%	▲	504
Other Criminally Related Matters	2014	3	3	-	-	3	1	-	2	2	2	3	3	22			22
	2015	3	2	3	3	6	1	2	4	-	-	2	2	28	27.3%	▲	28
Probates/Wills and Trusts - Level 1	2014	-	-	-	1	-	-	-	-	-	-	-	1	2			2
	2015	-	-	-	-	-	-	-	-	1	-	-	-	1	-50.0%	▼	1
Probates/Wills and Trusts - Level 2	2014	3	4	5	3	4	2	1	2	1	1	-	1	27			27
	2015	-	-	3	-	-	1	2	2	1	2	-	-	11	-59.3%	▼	11
Protective Orders	2015	-	-	-	-	-	-	1	-	-	-	-	-	1			1
Uncontested Divorce	2014	6	8	11	12	8	14	11	10	9	5	13	6	113			113
	2015	10	8	8	12	7	6	5	9	9	4	5	6	89	-21.2%	▼	89

Court: Washington Circuit

Start/End Date: Jan-14 / Dec-15

2014 Average Month: 310

Jan-Dec 2014: 3,722

Filings Trending: ▼

Circuit/Court ID: 28

228191


Type of Case: Filings

2015 Average Month:288

Jan-Dec 2015 : 3,453

Overall AVG. Month: 299

Monthly Summary




Jan 14-Dec 15

Totals

	2014	2015
Civil	781	609
Criminal	1,625	1,475
Other	1,316	1,369
Total	3,722	3,453

Jan --- Dec Filings



3,722 2014 3,453 2015

Jan --- Dec Filings

	2014	2015	% Change	Trending
Civil	781	609	-22.0%	▼
Criminal	1,625	1,475	-9.2%	▼
Other	1,316	1,369	4.0%	▲
Total	3,722	3,453	-7.2%	▼

	Jan	Feb	Mar	Apr	May	Jun	Jul	Aug	Sep	Oct	Nov	Dec	Thru Dec	% Change	Trending	Total
2014	437	260	419	385	191	332	432	205	301	361	186	213	3,722			3,722
2015	384	188	291	358	193	223	369	194	266	331	227	429	3,453	-7.2%	▼	3,453

		Jan	Feb	Mar	Apr	May	Jun	Jul	Aug	Sep	Oct	Nov	Dec	Thru Dec	% Change	Trending	Total
Administrative Law	2014	-	1	1	2	1	-	-	-	1	-	-	-	6			6
	2015	-	-	-	-	-	1	-	3	-	-	-	-	4	-33.3%	▼	4
Contested Divorce	2014	5	8	5	9	7	7	4	8	7	6	4	4	74			74
	2015	6	3	4	2	4	5	6	2	9	3	4	1	49	-33.8%	▼	49
Domestic and Family - Level 1	2014	2	1	14	5	2	11	11	5	2	8	3	1	65			65
	2015	-	3	9	5	3	2	3	2	-	7	1	-	35	-46.2%	▼	35
Domestic and Family - Level 2	2014	2	1	-	2	2	3	1	3	3	3	-	1	21			21
	2015	3	2	1	5	4	4	4	2	-	2	4	1	32	52.4%	▲	32
General Civil - Level 1	2014	-	-	2	-	-	2	1	-	-	-	-	-	5			5
	2015	2	-	1	-	1	1	-	-	1	2	1	-	9	80.0%	▲	9
General Civil - Level 2	2014	1	5	4	4	10	7	4	5	9	6	3	4	62			62
	2015	9	4	4	6	6	6	10	4	7	7	3	5	71	14.5%	▲	71
General Civil - Level 3	2014	4	3	5	4	5	6	6	9	2	5	6	5	60			60
	2015	6	9	6	6	5	6	4	6	4	5	4	5	66	10.0%	▲	66
Miscellaneous	2014	194	175	186	179	112	123	115	87	107	131	87	97	1,593			1,593
	2015	103	85	133	102	88	92	133	113	132	132	123	306	1,542	-3.2%	▼	1,542
Misdemeanor	2014	34	4	20	8	8	32	20	9	10	25	5	17	192			192
	2015	22	5	11	32	9	11	20	20	13	22	9	17	191	-0.5%	▼	191
Non-Capital Felonies and Related Matters	2014	152	42	151	136	32	123	243	60	136	142	61	58	1,336			1,336
	2015	203	47	92	170	56	68	171	28	77	132	69	82	1,195	-10.6%	▼	1,195
Other	2014	-	-	-	-	-	-	2	-	-	-	-	-	2			2
	2015	2	1	5	-	2	1	-	-	-	-	-	-	11	450.0%	▲	11
Other Criminally Related Matters	2014	27	-	11	14	-	-	10	5	4	15	5	6	97			97
	2015	15	12	3	15	-	11	5	1	8	14	3	3	90	-7.2%	▼	90
Probates/Wills and Trusts - Level 1	2014	-	-	-	-	-	-	-	-	-	1	-	-	1			1
	2015	-	-	-	-	-	-	1	1	-	-	-	-	2	100.0%	▲	2
Probates/Wills and Trusts - Level 2	2014	-	-	-	4	-	-	2	2	1	1	1	1	12			12
	2015	1	1	1	-	3	-	-	1	2	-	-	1	10	-16.7%	▼	10
Protective Orders	2014	-	-	1	-	1	-	-	-	-	-	-	-	2			2
	2015	-	1	-	1	-	-	1	-	-	-	-	-	3	50.0%	▲	3
Uncontested Divorce	2014	16	20	19	18	11	18	13	12	19	18	11	19	194			194
	2015	12	15	21	14	12	15	11	11	13	5	6	8	143	-26.3%	▼	143

Court: Bristol Circuit

Start/End Date: Jan-14 / Dec-15

2014 Average Month: 172

Jan-Dec 2014: 2,064

Filings Trending: ↔

Circuit/Court ID: 28

228520


Type of Case: Filings

2015 Average Month: 174

Jan-Dec 2015 : 2,089

Overall AVG. Month: 173

Monthly Summary



Jan 14-Dec 15

Totals

	2014	2015
Civil	363	349
Criminal	1,335	1,190
Other	366	550
Total	2,064	2,089

Jan --- Dec Filings

2,064

2014

2,089

2015

Jan --- Dec Filings

	2014	2015	% Change	Trending
Civil	363	349	-3.9%	▼
Criminal	1,335	1,190	-10.9%	▼
Other	366	550	50.3%	▲
Total	2,064	2,089	1.2%	▲

	Jan	Feb	Mar	Apr	May	Jun	Jul	Aug	Sep	Oct	Nov	Dec	Thru Dec	% Change	Trending	Total
2014	189	140	157	135	295	129	154	129	128	128	315	165	2,064			2,064
2015	124	224	163	161	285	168	129	159	179	179	161	157	2,089	1.2%	▲	2,089

		Jan	Feb	Mar	Apr	May	Jun	Jul	Aug	Sep	Oct	Nov	Dec	Thru Dec	% Change	Trending	Total
Administrative Law	2014	-	-	-	-	-	-	-	1	-	-	-	-	1			1
	2015	-	-	1	2	-	-	-	-	-	-	-	-	3	200.0%	▲	3
Capital Murder	2014	-	-	-	-	-	-	-	-	-	1	2	-	3			3
	2015	1	-	3	3	1	1	1	-	1	2	2	2	17			17
Contested Divorce	2014	1	-	3	3	1	1	1	-	1	2	2	2	17			17
	2015	5	1	6	1	2	2	3	2	2	3	5	2	34	100.0%	▲	34
Domestic and Family - Level 1	2014	1	-	2	1	-	2	3	-	-	-	-	1	10			10
	2015	1	2	-	-	1	5	1	7	-	-	4	-	21	110.0%	▲	21
Domestic and Family - Level 2	2014	-	1	-	2	1	1	-	-	-	-	-	-	5			5
	2015	1	-	-	3	1	1	-	1	-	-	1	1	9	80.0%	▲	9
General Civil - Level 1	2014	-	-	1	1	-	1	-	-	-	-	-	-	3			3
	2015	-	-	-	1	-	1	-	1	-	-	-	-	3	0.0%	↔	3
General Civil - Level 2	2014	3	3	4	1	5	-	4	6	2	5	2	2	37			37
	2015	1	5	4	5	4	-	4	4	5	1	2	3	38	2.7%	▲	38
General Civil - Level 3	2014	2	2	4	3	3	-	4	2	4	4	1	-	29			29
	2015	1	1	2	4	1	1	1	-	2	2	2	-	17	-41.4%	▼	17
Miscellaneous	2014	55	56	38	44	37	23	29	32	26	28	50	43	461			461
	2015	35	28	33	29	31	42	37	33	36	40	47	49	440	-4.6%	▼	440
Misdemeanor	2014	15	7	6	15	34	13	11	17	12	20	16	21	187			187
	2015	7	8	25	5	15	6	12	6	23	17	13	7	144	-23.0%	▼	144
Non-Capital Felonies and Related Matters	2014	86	53	75	45	184	72	91	56	71	53	227	87	1,100			1,100
	2015	51	114	62	85	194	79	51	76	95	91	53	78	1,029	-6.5%	▼	1,029
Other	2014	15	12	7	11	20	7	8	9	4	8	8	2	111			111
	2015	17	60	18	14	25	25	13	26	12	15	26	14	265	138.7%	▲	265
Other Criminally Related Matters	2014	7	3	12	5	4	2	2	1	1	4	1	5	47			47
	2015	3	1	1	3	3	1	2	1	-	3	1	1	20	-57.4%	▼	20
Probates/Wills and Trusts - Le	2015	-	-	1	1	-	1	-	1	-	-	-	-	4			4
	2014	4	3	5	4	6	7	1	5	7	3	6	2	53			53
Uncontested Divorce	2014	4	3	5	4	6	7	1	5	7	3	6	2	53			53
	2015	2	4	10	8	8	4	5	1	4	7	7	2	62	17.0%	▲	62

Court: Buchanan Circuit

Start/End Date: Jan-14 / Dec-15

2014 Average Month: 223

Jan-Dec 2014: 2,675

Filings Trending: ▼

Circuit/Court ID: 29

229027


Type of Case: Filings

2015 Average Month:213

Jan-Dec 2015 : 2,559

Overall AVG. Month: 218

Monthly Summary



Jan 14-Dec 15

Totals

	2014	2015
Civil	400	360
Criminal	1,481	1,571
Other	794	628
Total	2,675	2,559

Jan --- Dec Filings

2,675

2014

2,559

2015

Jan --- Dec Filings

	2014	2015	% Change	Trending
Civil	400	360	-10.0%	▼
Criminal	1,481	1,571	6.1%	▲
Other	794	628	-20.9%	▼
Total	2,675	2,559	-4.3%	▼

	Jan	Feb	Mar	Apr	May	Jun	Jul	Aug	Sep	Oct	Nov	Dec	Thru Dec	% Change	Trending	Total
2014	201	125	534	347	169	174	251	273	153	267	78	103	2,675			2,675
2015	288	70	128	375	122	113	248	108	522	259	155	171	2,559	-4.3%	▼	2,559

		Jan	Feb	Mar	Apr	May	Jun	Jul	Aug	Sep	Oct	Nov	Dec	Thru Dec	% Change	Trending	Total
Administrative Law	2014	-	-	-	-	-	-	1	-	-	-	-	-	1			1
Capital Murder	2015	-	-	-	1	-	-	-	-	-	-	-	-	1			1
Contested Divorce	2014	4	3	7	3	1	3	1	3	1	4	2	2	34			34
	2015	2	3	5	1	-	2	6	-	3	2	2	1	27	-20.6%	▼	27
Domestic and Family - Level 1	2014	3	2	-	4	1	1	7	2	3	1	7	3	34			34
	2015	1	-	3	-	4	2	2	12	1	9	7	8	49	44.1%	▲	49
Domestic and Family - Level 2	2014	1	2	2	3	2	4	7	3	2	2	-	1	29			29
	2015	1	-	-	3	1	3	5	1	2	-	1	1	18	-37.9%	▼	18
General Civil - Level 1	2014	-	-	1	1	-	2	-	-	-	-	1	-	5			5
	2015	-	1	3	-	-	1	-	-	1	-	1	-	7	40.0%	▲	7
General Civil - Level 2	2014	4	1	4	6	7	9	13	6	4	6	1	7	68			68
	2015	5	4	1	6	6	14	11	4	1	8	9	5	74	8.8%	▲	74
General Civil - Level 3	2014	5	3	3	1	1	3	4	1	2	4	2	3	32			32
	2015	1	-	1	2	4	5	1	5	2	2	3	-	26	-18.8%	▼	26
Miscellaneous	2014	66	70	113	115	113	59	60	67	78	78	43	38	900			900
	2015	46	40	84	70	48	52	60	40	59	83	59	73	714	-20.7%	▼	714
Misdemeanor	2014	16	10	60	33	12	18	16	33	8	24	9	10	249			249
	2015	29	4	16	52	14	13	30	20	41	23	9	9	260	4.4%	▲	260
Non-Capital Felonies and Related Matters	2014	93	28	333	171	24	60	134	153	48	132	4	22	1,202			1,202
	2015	192	13	8	218	39	13	127	20	401	113	56	65	1,265	5.2%	▲	1,265
Other	2014	-	1	-	-	-	-	-	1	-	-	-	-	2			2
	2015	-	-	-	-	-	-	-	1	-	1	1	1	4	100.0%	▲	4
Other Criminally Related Matters	2014	-	1	7	-	-	7	2	-	1	-	3	10	31			31
	2015	8	-	1	13	-	3	-	1	4	11	3	3	47	51.6%	▲	47
Probates/Wills and Trusts - Level 1	2014	-	-	-	-	1	-	-	-	-	-	-	-	1	0.0%	↔	1
	2015	-	-	-	-	-	-	-	-	1	-	-	-	1	0.0%	↔	1
Probates/Wills and Trusts - Level 2	2014	1	1	-	-	1	2	2	1	2	2	1	1	14			14
	2015	1	-	1	1	1	-	1	-	1	1	-	1	8	-42.9%	▼	8
Protective Orders	2014	-	-	-	-	1	-	-	-	-	1	-	-	2			2
	2015	-	-	-	-	-	-	-	-	1	1	-	-	2	0.0%	↔	2
Uncontested Divorce	2014	8	3	4	10	5	6	4	3	4	13	5	6	71			71
	2015	2	5	5	8	5	5	5	4	4	5	4	4	56	-21.1%	▼	56

Court: Dickenson Circuit

Start/End Date: Jan-14 / Dec-15

2014 Average Month: 118

Jan-Dec 2014: 1,412

Filings Trending: ▼

Circuit/Court ID: 29

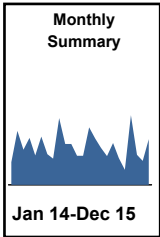
229051

Type of Case: Filings

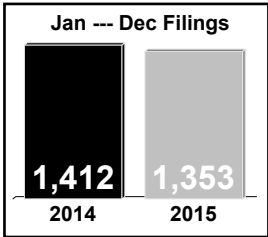
2015 Average Month:113

Jan-Dec 2015 : 1,353

Overall AVG. Month: 115



Totals		
	2014	2015
Civil	265	223
Criminal	621	658
Other	526	472
Total	1,412	1,353



Jan --- Dec Filings				
	2014	2015	% Change	Trending
Civil	265	223	-15.8%	▼
Criminal	621	658	6.0%	▲
Other	526	472	-10.3%	▼
Total	1,412	1,353	-4.2%	▼

	Jan	Feb	Mar	Apr	May	Jun	Jul	Aug	Sep	Oct	Nov	Dec	Thru Dec	% Change	Trending	Total
2014	68	162	105	141	88	145	92	78	200	123	123	87	1,412			1,412
2015	87	172	139	111	86	125	80	45	209	90	72	137	1,353	-4.2%	▼	1,353

		Jan	Feb	Mar	Apr	May	Jun	Jul	Aug	Sep	Oct	Nov	Dec	Thru Dec	% Change	Trending	Total
Administrative Law	2015	-	-	-	-	-	-	-	-	-	-	-	1	1			1
Contested Divorce	2014	1	1	3	5	-	1	1	1	1	4	-	1	19			19
	2015	-	1	2	2	2	1	2	2	3	3	1	2	21	10.5%	▲	21
Domestic and Family - Level 1	2014	6	-	4	-	1	16	6	-	7	1	10	-	51			51
	2015	1	-	2	3	-	1	11	1	-	-	-	3	22	-56.9%	▼	22
Domestic and Family - Level 2	2014	-	6	3	1	9	1	-	2	4	9	3	1	39			39
	2015	3	2	5	1	3	3	1	1	1	4	4	3	31	-20.5%	▼	31
General Civil - Level 2	2014	3	1	2	5	3	3	3	1	1	-	4	3	29			29
	2015	-	-	4	2	2	2	3	2	3	2	1	4	25	-13.8%	▼	25
General Civil - Level 3	2014	1	4	-	-	2	4	1	2	2	-	1	-	17			17
	2015	-	1	3	-	-	-	2	-	2	1	1	-	10	-41.2%	▼	10
Miscellaneous	2014	35	41	43	35	51	32	28	31	31	39	36	32	434			434
	2015	30	25	38	50	27	41	33	19	24	36	34	46	403	-7.1%	▼	403
Misdemeanor	2014	2	15	2	9	4	3	5	3	5	7	9	2	66			66
	2015	8	1	12	14	1	23	2	2	6	4	6	5	84	27.3%	▲	84
Non-Capital Felonies and Related Matters	2014	9	81	26	72	3	68	33	15	134	36	45	31	553			553
	2015	34	122	55	30	34	36	13	2	150	22	15	61	574	3.8%	▲	574
Other	2014	4	10	18	11	8	13	10	16	12	18	12	15	147			147
	2015	3	16	12	4	11	13	8	10	13	10	6	10	116	-21.1%	▼	116
Other Criminally Related Matte	2014	-	-	-	-	1	-	1	1	-	-	-	-	3			3
Probates/Wills and Trusts - Le	2015	-	-	-	-	-	-	1	-	-	-	-	-	1			1
Probates/Wills and Trusts - Level 2	2014	-	1	2	-	5	2	-	1	-	1	-	1	13			13
	2015	1	-	2	-	-	-	2	2	-	-	-	2	9	-30.8%	▼	9
Protective Orders	2014	-	-	-	-	-	-	-	-	-	-	2	-	2			2
	2015	1	-	-	-	-	-	-	-	-	-	-	-	1	-50.0%	▼	1
Uncontested Divorce	2014	7	2	2	3	1	2	4	5	3	8	1	1	39			39
	2015	6	4	4	5	6	5	2	4	7	8	4	-	55	41.0%	▲	55

Court: Russell Circuit

Start/End Date: Jan-14 / Dec-15

2014 Average Month: 281

Jan-Dec 2014: 3,370

Filings Trending: ▼

Circuit/Court ID: 29

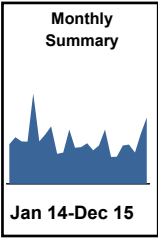
229167

Type of Case: Filings

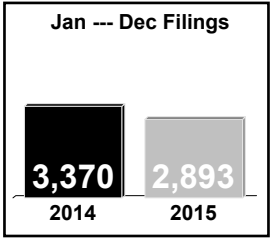
2015 Average Month:241

Jan-Dec 2015 : 2,893

Overall AVG. Month: 261



Totals		
	2014	2015
Civil	464	455
Criminal	1,549	1,338
Other	1,357	1,100
Total	3,370	2,893



Jan --- Dec Filings				
	2014	2015	% Change	Trending
Civil	464	455	-1.9%	▼
Criminal	1,549	1,338	-13.6%	▼
Other	1,357	1,100	-18.9%	▼
Total	3,370	2,893	-14.2%	▼

		Jan	Feb	Mar	Apr	May	Jun	Jul	Aug	Sep	Oct	Nov	Dec	Thru Dec	% Change	Trending	Total
2014		238	279	255	252	542	254	297	345	179	187	326	216	3,370			3,370
2015		221	244	200	229	326	160	162	230	236	188	298	399	2,893	-14.2%	▼	2,893

		Jan	Feb	Mar	Apr	May	Jun	Jul	Aug	Sep	Oct	Nov	Dec	Thru Dec	% Change	Trending	Total
Administrative Law	2014	-	-	1	1	-	-	-	1	-	-	-	-	3			3
	2015	-	-	1	1	-	-	-	1	-	1	-	-	4	33.3%	▲	4
Contested Divorce	2014	6	3	5	2	6	7	7	3	3	4	3	5	54			54
	2015	3	8	5	8	4	4	1	4	4	2	5	4	52	-3.7%	▼	52
Domestic and Family - Level 1	2014	15	3	6	5	-	10	8	11	-	4	4	2	68			68
	2015	10	7	-	6	-	-	10	3	-	3	1	3	43	-36.8%	▼	43
Domestic and Family - Level 2	2014	2	5	3	2	2	2	2	3	-	6	2	1	30			30
	2015	1	1	3	5	2	6	2	1	5	3	-	1	30	0.0%	↔	30
General Civil - Level 1	2014	-	-	-	-	-	-	-	1	-	-	-	-	1			1
	2015	-	-	-	1	2	3	-	-	-	-	1	-	7	600.0%	▲	7
General Civil - Level 2	2014	6	2	4	10	6	6	5	13	1	4	2	3	62			62
	2015	7	3	3	4	9	2	2	7	6	9	4	5	61	-1.6%	▼	61
General Civil - Level 3	2014	6	1	2	2	4	2	5	3	6	6	2	1	40			40
	2015	4	1	-	3	3	2	4	1	10	5	8	8	49	22.5%	▲	49
Miscellaneous	2014	88	92	119	124	103	131	94	86	75	72	59	57	1,100			1,100
	2015	60	58	47	67	53	52	56	51	75	74	67	139	799	-27.4%	▼	799
Misdemeanor	2014	25	36	23	8	29	10	5	40	14	10	36	9	245			245
	2015	20	20	20	9	43	3	11	19	11	8	20	58	242	-1.2%	▼	242
Non-Capital Felonies and Related Matters	2014	68	99	61	65	363	46	116	125	40	44	186	71	1,284			1,284
	2015	80	121	65	79	157	43	45	115	64	47	122	127	1,065	-17.1%	▼	1,065
Other	2014	14	29	17	20	15	17	43	41	25	26	16	58	321			321
	2015	17	12	40	36	44	32	18	16	46	23	49	45	378	17.8%	▲	378
Other Criminally Related Matters	2014	-	-	1	2	1	7	-	3	3	1	3	1	22			22
	2015	2	3	7	1	-	2	3	1	6	4	3	-	32	45.5%	▲	32
Probates/Wills and Trusts - Level 1	2014	-	-	-	-	-	-	-	-	-	-	1	-	1			1
	2015	-	-	-	-	1	-	-	-	-	-	-	-	1	0.0%	↔	1
Probates/Wills and Trusts - Level 2	2014	1	-	-	-	-	3	-	1	-	1	-	-	6			6
	2015	2	1	1	3	3	-	1	2	-	-	2	-	15	150.0%	▲	15
Protective Orders	2014	-	-	-	1	-	-	-	-	-	-	-	-	1			1
	2015	-	-	-	-	-	-	-	-	-	-	3	1	4	300.0%	▲	4
Uncontested Divorce	2014	7	9	13	10	13	13	12	14	12	9	12	8	132			132
	2015	15	9	8	6	5	11	9	9	9	9	13	8	111	-15.9%	▼	111

Court: Tazewell Circuit

Start/End Date: Jan-14 / Dec-15

2014 Average Month: 470

Jan-Dec 2014: 5,642

Filings Trending: ▲

Circuit/Court ID: 29

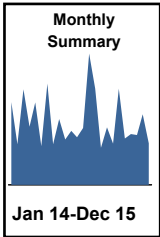
229185

Type of Case: Filings

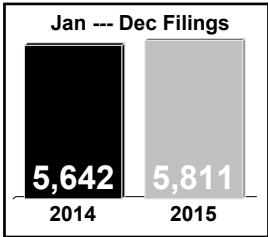
2015 Average Month:484

Jan-Dec 2015 : 5,811

Overall AVG. Month: 477



Totals		
	2014	2015
Civil	651	615
Criminal	3,463	3,962
Other	1,528	1,234
Total	5,642	5,811



Jan --- Dec Filings				
	2014	2015	% Change	Trending
Civil	651	615	-5.5%	▼
Criminal	3,463	3,962	14.4%	▲
Other	1,528	1,234	-19.2%	▼
Total	5,642	5,811	3.0%	▲

		Jan	Feb	Mar	Apr	May	Jun	Jul	Aug	Sep	Oct	Nov	Dec	Thru Dec	% Change	Trending	Total
2014		621	303	716	435	618	290	760	304	493	341	404	357	5,642			5,642
2015		426	985	721	277	430	308	721	348	380	374	529	312	5,811	3.0%	▲	5,811

		Jan	Feb	Mar	Apr	May	Jun	Jul	Aug	Sep	Oct	Nov	Dec	Thru Dec	% Change	Trending	Total
Administrative Law	2014	-	-	-	-	-	-	-	1	-	-	1	-	2			2
	2015	-	-	-	-	-	-	2	2	-	-	1	2	7	250.0%	▲	7
Capital Murder	2014	-	-	-	-	-	-	-	-	-	-	-	1	1			1
	2015	-	-	-	-	-	-	-	-	-	1	-	-	1	0.0%	↔	1
Contested Divorce	2014	3	5	6	6	4	7	6	1	10	7	6	6	67			67
	2015	5	8	5	10	1	4	4	9	7	12	4	5	74	10.4%	▲	74
Domestic and Family - Level 1	2014	2	1	5	-	6	1	5	4	4	10	4	5	47			47
	2015	1	6	24	4	1	2	2	1	7	13	3	2	66	40.4%	▲	66
Domestic and Family - Level 2	2014	1	1	2	3	3	6	7	2	4	-	1	2	32			32
	2015	4	2	3	1	5	4	5	3	1	1	5	1	35	9.4%	▲	35
General Civil - Level 1	2014	1	-	1	1	2	1	-	1	2	-	-	2	11			11
	2015	-	1	1	1	1	-	-	1	1	-	1	-	7	-36.4%	▼	7
General Civil - Level 2	2014	2	10	10	8	5	5	10	10	1	4	9	8	82			82
	2015	10	3	6	13	5	5	7	5	2	6	6	4	72	-12.2%	▼	72
General Civil - Level 3	2014	3	1	2	6	5	1	-	3	2	4	2	3	32			32
	2015	-	3	-	1	-	6	5	4	5	1	6	2	33	3.1%	▲	33
Miscellaneous	2014	103	149	207	228	153	110	111	118	113	137	89	106	1,624			1,624
	2015	124	111	155	98	74	84	76	100	97	124	99	148	1,290	-20.6%	▼	1,290
Misdemeanor	2014	86	30	120	35	125	20	96	19	93	33	89	45	791			791
	2015	73	54	124	32	86	35	142	62	45	26	98	17	794	0.4%	▲	794
Non-Capital Felonies and Related Matters	2014	386	67	333	126	291	113	491	120	239	122	170	148	2,606			2,606
	2015	185	770	374	93	243	143	451	138	198	161	278	100	3,134	20.3%	▲	3,134
Other	2014	6	9	6	7	4	6	2	4	2	3	7	10	66			66
	2015	3	10	7	5	3	11	6	11	5	4	8	15	88	33.3%	▲	88
Other Criminally Related Matters	2014	7	2	4	3	8	3	9	2	11	4	11	7	71			71
	2015	5	5	2	2	1	-	4	2	3	3	7	1	35	-50.7%	▼	35
Probates/Wills and Trusts - Level 1	2014	-	-	-	-	-	-	-	-	1	-	-	1	2			2
	2015	-	-	-	-	-	1	1	-	-	-	1	1	4	100.0%	▲	4
Probates/Wills and Trusts - Level 2	2014	4	3	1	1	-	2	-	3	2	2	2	2	22			22
	2015	4	3	5	6	1	1	3	1	-	6	1	-	31	40.9%	▲	31
Uncontested Divorce	2014	17	25	19	11	12	15	23	16	9	15	13	11	186			186
	2015	12	9	15	11	9	12	13	9	9	16	11	14	140	-24.7%	▼	140

Court: Lee Circuit

Start/End Date: Jan-14 / Dec-15

2014 Average Month: 221

Jan-Dec 2014: 2,653

Filings Trending: ▼

Circuit/Court ID: 30

230105


Type of Case: Filings

2015 Average Month:195

Jan-Dec 2015 : 2,340

Overall AVG. Month: 208

Monthly Summary

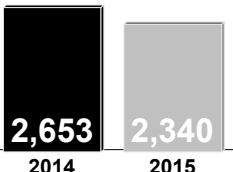


Jan 14-Dec 15

Totals

	2014	2015
Civil	348	345
Criminal	1,812	1,450
Other	493	545
Total	2,653	2,340

Jan --- Dec Filings



2,653 2,340

2014 2015

Jan --- Dec Filings

	2014	2015	% Change	Trending
Civil	348	345	-0.9%	▼
Criminal	1,812	1,450	-20.0%	▼
Other	493	545	10.5%	▲
Total	2,653	2,340	-11.8%	▼

	Jan	Feb	Mar	Apr	May	Jun	Jul	Aug	Sep	Oct	Nov	Dec	Thru Dec	% Change	Trending	Total
2014	228	522	219	178	182	128	313	149	152	232	117	233	2,653			2,653
2015	148	220	161	176	234	226	160	231	197	230	94	263	2,340	-11.8%	▼	2,340

		Jan	Feb	Mar	Apr	May	Jun	Jul	Aug	Sep	Oct	Nov	Dec	Thru Dec	% Change	Trending	Total
Administrative Law	2014	-	-	-	1	-	-	-	-	-	-	-	-	1			1
Contested Divorce	2014	7	4	5	3	2	4	3	1	4	4	1	-	38			38
	2015	5	2	3	4	3	2	5	2	1	2	1	-	30	-21.1%	▼	30
Domestic and Family - Level 1	2014	5	4	-	-	-	1	-	-	-	-	-	-	10			10
	2015	2	7	1	-	2	13	4	6	-	-	-	1	36	260.0%	▲	36
Domestic and Family - Level 2	2014	-	4	2	2	3	-	5	4	2	2	1	3	28			28
	2015	-	3	2	4	2	2	2	2	4	4	-	1	26	-7.1%	▼	26
General Civil - Level 1	2014	-	-	-	-	-	-	-	1	1	-	-	1	3			3
	2015	-	-	1	3	-	1	1	-	1	-	-	1	8	166.7%	▲	8
General Civil - Level 2	2014	1	2	5	1	3	3	6	6	3	2	1	3	36			36
	2015	4	5	3	4	2	4	1	3	-	2	4	4	36	0.0%	↔	36
General Civil - Level 3	2014	5	2	5	4	4	3	2	4	11	3	2	1	46			46
	2015	8	1	1	1	-	-	1	5	-	7	1	4	29	-37.0%	▼	29
Miscellaneous	2014	60	62	54	52	44	42	42	39	41	56	37	48	577			577
	2015	51	36	50	34	32	46	54	41	66	75	39	106	630	9.2%	▲	630
Misdemeanor	2014	30	320	12	30	22	18	23	13	31	30	17	24	570			570
	2015	15	19	23	39	39	42	18	40	37	35	16	37	360	-36.8%	▼	360
Non-Capital Felonies and Related Matters	2014	104	105	121	80	82	46	219	70	35	117	43	140	1,162			1,162
	2015	54	137	52	73	135	98	53	112	59	91	15	84	963	-17.1%	▼	963
Other	2014	1	3	2	-	-	-	1	-	3	1	-	-	11			11
	2015	-	-	-	-	1	-	-	-	1	1	-	-	3	-72.7%	▼	3
Other Criminally Related Matters	2014	10	8	2	-	16	2	6	7	12	7	6	5	81			81
	2015	3	7	13	7	14	11	13	7	20	9	11	12	127	56.8%	▲	127
Probates/Wills and Trusts - Level 1	2014	-	-	-	-	-	2	-	-	1	-	-	-	3			3
	2015	-	-	-	-	-	-	-	-	-	-	1	1	2	-33.3%	▼	2
Probates/Wills and Trusts - Level 2	2014	4	2	3	-	-	-	1	1	5	2	-	5	23			23
	2015	-	-	2	1	2	1	2	8	1	1	2	6	26	13.0%	▲	26
Protective Orders	2015	-	-	-	-	-	-	2	1	-	-	-	-	3			3
Uncontested Divorce	2014	1	6	8	5	6	7	5	3	3	8	9	3	64			64
	2015	6	3	10	6	2	6	4	4	7	3	4	6	61	-4.7%	▼	61

Court: Scott Circuit

Start/End Date: Jan-14 / Dec-15

2014 Average Month: 202

Jan-Dec 2014: 2,419

Filings Trending: ▲

Circuit/Court ID: 30

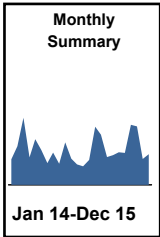
230169

Type of Case: Filings

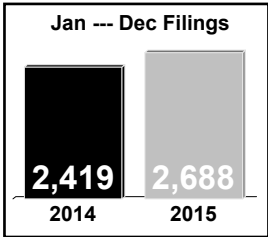
2015 Average Month:224

Jan-Dec 2015 : 2,688

Overall AVG. Month: 213



Totals		
	2014	2015
Civil	367	342
Criminal	1,501	1,736
Other	551	610
Total	2,419	2,688



Jan --- Dec Filings				
	2014	2015	% Change	Trending
Civil	367	342	-6.8%	▼
Criminal	1,501	1,736	15.7%	▲
Other	551	610	10.7%	▲
Total	2,419	2,688	11.1%	▲

	Jan	Feb	Mar	Apr	May	Jun	Jul	Aug	Sep	Oct	Nov	Dec	Thru Dec	% Change	Trending	Total
2014	153	232	403	164	273	209	130	194	126	255	157	123	2,419			2,419
2015	110	150	349	300	167	177	195	191	361	350	155	183	2,688	11.1%	▲	2,688

		Jan	Feb	Mar	Apr	May	Jun	Jul	Aug	Sep	Oct	Nov	Dec	Thru Dec	% Change	Trending	Total
Administrative Law	2014	-	-	-	-	-	-	-	1	-	-	-	-	1			1
	2015	-	1	-	-	-	-	-	-	1	-	-	-	2	100.0%	▲	2
Contested Divorce	2014	2	5	4	7	4	5	2	6	4	3	2	1	45			45
	2015	5	2	3	4	4	3	6	2	2	3	1	2	37	-17.8%	▼	37
Domestic and Family - Level 1	2014	2	-	1	5	-	1	-	4	-	4	-	4	21			21
	2015	1	1	1	2	-	6	-	-	3	1	1	4	20	-4.8%	▼	20
Domestic and Family - Level 2	2014	1	-	-	-	-	1	-	1	-	4	1	1	9			9
	2015	-	2	3	2	1	-	1	3	1	1	-	-	14	55.6%	▲	14
General Civil - Level 1	2014	1	-	-	-	1	-	-	1	2	-	-	-	5			5
	2015	-	-	-	-	-	1	1	-	-	1	1	-	4	-20.0%	▼	4
General Civil - Level 2	2014	7	3	6	1	3	3	6	8	6	8	5	6	62			62
	2015	-	2	3	4	5	3	6	1	3	1	3	1	32	-48.4%	▼	32
General Civil - Level 3	2014	-	-	1	3	6	5	2	6	3	1	1	4	32			32
	2015	3	3	1	2	7	4	4	4	2	-	2	1	33	3.1%	▲	33
Miscellaneous	2014	60	78	86	48	41	32	57	57	45	49	34	49	636			636
	2015	50	38	87	50	41	43	49	64	41	73	54	119	709	11.5%	▲	709
Misdemeanor	2014	31	28	55	25	89	37	32	25	30	65	74	33	524			524
	2015	21	12	63	44	25	48	41	31	39	26	39	17	406	-22.5%	▼	406
Non-Capital Felonies and Related Matters	2014	43	107	213	58	97	108	18	77	25	102	30	12	890			890
	2015	23	83	170	166	70	52	74	69	254	215	40	18	1,234	38.7%	▲	1,234
Other	2014	-	-	-	-	-	-	-	1	-	1	-	1	3			3
	2015	-	-	-	1	-	-	-	-	-	1	-	-	2	-33.3%	▼	2
Other Criminally Related Matters	2014	2	1	18	1	23	8	8	1	5	10	2	8	87			87
	2015	-	1	6	15	5	10	7	7	9	19	6	11	96	10.3%	▲	96
Probates/Wills and Trusts - Level 1	2014	-	1	-	-	-	-	-	1	-	-	1	-	3			3
	2015	-	1	-	-	-	-	-	-	-	-	-	-	1	-66.7%	▼	1
Probates/Wills and Trusts - Level 2	2014	-	-	6	5	3	-	1	4	1	-	1	2	23			23
	2015	1	-	2	1	1	-	1	4	-	2	2	1	15	-34.8%	▼	15
Uncontested Divorce	2014	4	9	13	11	6	9	4	1	5	8	6	2	78			78
	2015	6	4	10	9	8	7	5	6	6	7	6	9	83	6.4%	▲	83

Court: Wise Circuit

Start/End Date: Jan-14 / Dec-15

2014 Average Month: 387

Jan-Dec 2014: 4,644

Filings Trending: ↔

Circuit/Court ID: 30

230195


Type of Case: Filings

2015 Average Month:383

Jan-Dec 2015 : 4,600

Overall AVG. Month: 385

Monthly Summary



Jan 14-Dec 15

Totals

	2014	2015
Civil	796	795
Criminal	2,959	2,892
Other	889	913
Total	4,644	4,600

Jan --- Dec Filings

4,644

2014

4,600

2015

Jan --- Dec Filings

	2014	2015	% Change	Trending
Civil	796	795	-	↔
Criminal	2,959	2,892	-2.3%	▼
Other	889	913	2.7%	▲
Total	4,644	4,600	-0.9%	▼

	Jan	Feb	Mar	Apr	May	Jun	Jul	Aug	Sep	Oct	Nov	Dec	Thru Dec	% Change	Trending	Total
2014	387	375	414	335	392	424	361	293	417	547	426	273	4,644			4,644
2015	262	217	485	372	213	540	638	366	294	276	340	597	4,600	-0.9%	▼	4,600

		Jan	Feb	Mar	Apr	May	Jun	Jul	Aug	Sep	Oct	Nov	Dec	Thru Dec	% Change	Trending	Total
Administrative Law	2014	1	-	-	1	-	1	2	1	-	-	2	1	9			9
	2015	-	-	1	-	1	-	-	-	1	-	2	2	7	-22.2%	▼	7
Capital Murder	2015	-	-	-	-	-	-	-	1	1	-	-	-	2			2
	2014	10	10	8	3	3	2	6	6	4	6	3	4	65			65
Contested Divorce	2015	7	4	9	12	8	5	5	9	7	4	6	6	82	26.2%	▲	82
	2014	2	10	1	-	5	5	1	10	8	4	6	9	61			61
Domestic and Family - Level 1	2015	6	4	2	5	7	6	2	6	1	8	3	8	58	-4.9%	▼	58
	2014	2	2	-	3	1	5	9	1	3	4	2	1	33			33
Domestic and Family - Level 2	2015	4	2	6	1	7	3	4	3	7	4	3	2	46	39.4%	▲	46
	2014	-	-	2	3	1	1	2	1	-	-	-	2	12			12
General Civil - Level 1	2015	4	-	-	-	2	1	1	-	1	1	1	1	12	0.0%	↔	12
	2014	11	10	6	8	12	6	8	15	20	4	5	11	116			116
General Civil - Level 2	2015	13	3	13	6	11	11	17	9	16	12	8	10	129	11.2%	▲	129
	2014	8	4	5	8	5	5	5	3	5	6	4	3	61			61
General Civil - Level 3	2015	2	5	4	1	3	4	6	4	5	3	6	8	51	-16.4%	▼	51
	2014	71	136	129	79	110	86	118	67	71	71	51	63	1,052			1,052
Miscellaneous	2015	91	70	132	101	53	82	45	92	79	92	82	135	1,054	0.2%	▲	1,054
	2014	65	52	74	81	81	79	40	70	84	55	114	52	847			847
Misdemeanor	2015	48	30	81	71	36	138	66	79	52	38	73	145	857	1.2%	▲	857
	2014	187	127	153	119	144	206	131	93	190	366	214	101	2,031			2,031
Non-Capital Felonies and Related Matters	2015	57	56	213	146	57	245	453	125	97	92	130	264	1,935	-4.7%	▼	1,935
	2014	1	6	1	-	5	3	3	4	2	4	2	1	32			32
Other	2015	3	2	-	3	3	4	3	10	2	4	1	1	36	12.5%	▲	36
	2014	3	5	5	8	5	6	12	5	12	5	8	7	81			81
Other Criminally Related Matters	2015	4	18	6	10	9	16	9	10	11	-	6	4	103	27.2%	▲	103
	2014	-	-	1	-	-	-	1	-	-	-	-	-	2			2
Probates/Wills and Trusts - Le	2014	1	-	3	1	3	4	3	2	4	3	-	1	25			25
	2015	1	4	1	1	-	3	2	2	2	1	1	3	21	-16.0%	▼	21
Probates/Wills and Trusts - Level 2	2014	25	13	26	21	17	15	20	15	14	19	15	17	217			217
	2015	22	19	17	15	16	22	25	16	12	17	18	8	207	-4.6%	▼	207
Uncontested Divorce																	

Court: Prince William Circuit

Start/End Date: Jan-14 / Dec-15

2014 Average Month: 1,367

Jan-Dec 2014: 16,407

Filings Trending: ▲

Circuit/Court ID: 31

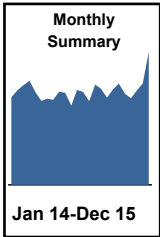
231153

Type of Case: Filings

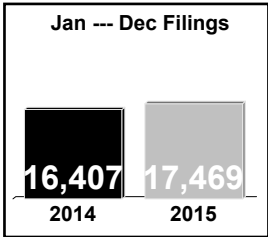
2015 Average Month: 1,456

Jan-Dec 2015 : 17,469

Overall AVG. Month: 1,412



Totals		
	2014	2015
Civil	5,066	5,212
Criminal	5,997	5,521
Other	5,344	6,736
Total	16,407	17,469



Jan --- Dec Filings				
	2014	2015	% Change	Trending
Civil	5,066	5,212	2.9%	▲
Criminal	5,997	5,521	-7.9%	▼
Other	5,344	6,736	26.0%	▲
Total	16,407	17,469	6.5%	▲

		Jan	Feb	Mar	Apr	May	Jun	Jul	Aug	Sep	Oct	Nov	Dec	Thru Dec	% Change	Trending	Total
2014		1,315	1,421	1,494	1,564	1,393	1,259	1,292	1,277	1,402	1,380	1,188	1,422	16,407			16,407
2015		1,393	1,258	1,505	1,443	1,307	1,435	1,521	1,371	1,298	1,420	1,519	1,999	17,469	6.5%	▲	17,469

		Jan	Feb	Mar	Apr	May	Jun	Jul	Aug	Sep	Oct	Nov	Dec	Thru Dec	% Change	Trending	Total
Administrative Law	2014	2	1	-	2	-	-	-	1	-	-	-	-	6			6
	2015	3	1	1	-	-	-	-	-	-	-	2	-	7	16.7%	▲	7
Contested Divorce	2014	32	26	37	39	46	30	41	40	42	49	36	29	447			447
	2015	31	45	38	38	42	29	36	42	22	32	36	29	420	-6.0%	▼	420
Domestic and Family - Level 1	2014	4	13	16	22	18	19	43	16	21	25	18	24	239			239
	2015	13	23	15	28	20	17	19	16	15	20	26	22	234	-2.1%	▼	234
Domestic and Family - Level 2	2014	12	20	8	16	16	7	15	15	12	21	12	6	160			160
	2015	44	29	28	12	7	15	9	42	14	28	10	13	251	56.9%	▲	251
General Civil - Level 1	2014	3	2	5	3	4	3	1	3	2	5	1	4	36			36
	2015	5	-	-	4	8	2	1	3	3	2	2	1	31	-13.9%	▼	31
General Civil - Level 2	2014	79	57	75	85	95	66	46	73	83	80	51	59	849			849
	2015	72	65	70	97	73	91	90	63	63	64	49	69	866	2.0%	▲	866
General Civil - Level 3	2014	31	20	31	25	38	24	23	38	29	28	23	29	339			339
	2015	21	30	34	28	27	28	34	26	41	28	27	34	358	5.6%	▲	358
Miscellaneous	2014	630	666	648	607	503	512	500	540	516	576	415	568	6,681			6,681
	2015	576	528	658	625	475	551	616	573	574	583	651	1,176	7,586	13.5%	▲	7,586
Misdemeanor	2014	97	116	89	170	110	123	133	119	107	87	78	92	1,321			1,321
	2015	109	83	98	67	106	92	141	131	114	126	152	127	1,346	1.9%	▲	1,346
Non-Capital Felonies and Related Matters	2014	226	290	414	354	368	325	299	238	392	285	333	343	3,867			3,867
	2015	286	238	300	280	217	274	296	258	242	319	350	254	3,314	-14.3%	▼	3,314
Other	2014	39	53	29	52	31	24	50	12	56	63	67	76	552			552
	2015	74	72	90	67	144	151	86	64	53	69	54	93	1,017	84.2%	▲	1,017
Other Criminally Related Matters	2014	72	79	53	72	55	54	57	88	57	60	60	110	817			817
	2015	81	38	53	64	93	78	93	55	72	57	79	105	868	6.2%	▲	868
Probates/Wills and Trusts - Level 1	2014	-	2	1	-	2	1	1	-	2	2	-	-	11			11
	2015	1	1	1	3	1	-	1	1	2	1	-	1	13	18.2%	▲	13
Probates/Wills and Trusts - Level 2	2014	3	9	6	13	6	4	7	9	14	10	10	13	104			104
	2015	8	14	13	8	8	10	13	6	8	10	6	6	110	5.8%	▲	110
Protective Orders	2014	5	3	2	6	3	2	-	-	-	2	3	3	29			29
	2015	1	4	3	1	1	3	-	1	1	1	5	5	26	-10.3%	▼	26
Uncontested Divorce	2014	80	64	80	98	98	65	76	85	69	87	81	66	949			949
	2015	68	87	103	121	85	94	86	90	74	80	70	64	1,022	7.7%	▲	1,022